

Average RPI Win: 242		WON-LOST	WINNING	LAST 10	STRENGTH OF	OPP. STRENGTH	TEAM	ADJ.	CONF.	ADJ CONF.
Average RPI Loss: 185		RECORD	PCT. RANK	GAMES	SCHEDULE	OF SCHEDULE	RPI	RPI	RPI	RPI
DIV. I ONLY		13- 16	207	1- 0	248	300	239	239	25	25
DIV. I NON-CONF.		2- 5	264	0- 0	210	277	266	266	24	24
TOTALS		RPI 1-25	RPI 26-50	W-L RECORDS	RPI 51-100	RPI 101-999	RPI 150+			
13- 16	0- 0		0- 0	OVERALL	2- 2	11- 14	11- 9			
6- 6	0- 0		0- 0	HOME	1- 1	5- 5	5- 3			
3- 8	0- 0		0- 0	AWAY	0- 1	3- 7	3- 5			
4- 2	0- 0		0- 0	NEUTRAL	1- 0	3- 2	3- 1			
2- 5	0- 0		0- 0	NON-CONFERENCE	0- 0	2- 5	2- 3			
0- 3	0- 0		0- 0	HOME	0- 0	0- 3	0- 2			
1- 1	0- 0		0- 0	AWAY	0- 0	1- 1	1- 0			
1- 1	0- 0		0- 0	NEUTRAL	0- 0	1- 1	1- 1			
11- 11	0- 0		0- 0	CONFERENCE	2- 2	9- 9	9- 6			
6- 3	0- 0		0- 0	HOME	1- 1	5- 2	5- 1			
2- 7	0- 0		0- 0	AWAY	0- 1	2- 6	2- 5			
3- 1	0- 0		0- 0	NEUTRAL	1- 0	2- 1	2- 0			

[illegible]

Non-Div I Games:	UNKNOWN	78	40	Schreiner	64	34	Tex. A&M Int'l	84	36	Texas Lutheran	73	49
------------------	---------	----	----	-----------	----	----	----------------	----	----	----------------	----	----

A&M-Corpus Christi

■ Loss, ■ Non-Conf, S Site, H Home A Away N Neutral



Average RPI Win:	252	WON-LOST	WINNING	LAST 10	STRENGTH OF	OPP. STRENGTH	TEAM	ADJ.	CONF.	ADJ CONF.
Average RPI Loss:	118	RECORD	PCT. RANK	GAMES	SCHEDULE	OF SCHEDULE	RPI	RPI	RPI	RPI
DIV. I ONLY	19- 10	85	0- 1	194	253	120	120	25	25	
DIV. I NON-CONF.	3- 5	226	0- 1	35	80	83	83	24	24	
TOTALS	RPI 1-25	RPI 26-50	W-L RECORDS	RPI 51-100	RPI 101-999	RPI 150+				
19- 10	0- 1	0- 0	OVERALL	1- 5	18- 4	17- 3				
6- 4	0- 0	0- 0	HOME	0- 3	6- 1	6- 1				
9- 6	0- 1	0- 0	AWAY	0- 2	9- 3	8- 2				
4- 0	0- 0	0- 0	NEUTRAL	1- 0	3- 0	3- 0				
3- 5	0- 1	0- 0	NON-CONFERENCE	0- 2	3- 2	2- 1				
0- 1	0- 0	0- 0	HOME	0- 1	0- 0	0- 0				
2- 4	0- 1	0- 0	AWAY	0- 1	2- 2	1- 1				
1- 0	0- 0	0- 0	NEUTRAL	0- 0	1- 0	1- 0				
16- 5	0- 0	0- 0	CONFERENCE	1- 3	15- 2	15- 2				
6- 3	0- 0	0- 0	HOME	0- 2	6- 1	6- 1				
7- 2	0- 0	0- 0	AWAY	0- 1	7- 1	7- 1				
3- 0	0- 0	0- 0	NEUTRAL	1- 0	2- 0	2- 0				

RPI 1-25				RPI 26-50				RPI 51-100				RPI 101+ Team's RPI: 120			
RPI	S	Opponent	Score	RPI	S	Opponent	Score	RPI	S	Opponent	Score	RPI	S	Opponent	Score
1	A	Baylor	38 95					62	A	FGCU	65 81	124	A	New Mexico St.	58 46
								68	H	Arkansas	68 80	137	A	Texas Tech	54 105
								78	H	Lamar University	60 63	157	A	Tulsa	63 75
								78	N	Lamar University	88 79	171	H	Nicholls St.	76 66
								84	A	SFA	48 65	186	A	Sam Houston St.	91 79
								84	H	SFA	55 71	186	H	Sam Houston St.	63 72
												228	N	Texas Southern	81 39
												239	A	A&M-Corpus Christi	72 68
												239	H	A&M-Corpus Christi	72 55
												239	N	A&M-Corpus Christi	69 68
												257	A	UTEP	70 69
												278	A	Central Ark.	67 65
												278	H	Central Ark.	77 70
												278	N	Central Ark.	82 54
												290	A	New Orleans	59 52
												309	A	Incarnate Word	71 50
												309	H	Incarnate Word	102 53
												314	H	McNeese	109 52
												321	A	Northwestern St.	72 63
												323	A	Southeastern La.	71 74
												323	H	Southeastern La.	86 66
												332	A	Houston Baptist	72 62
LAST 12 Division I GAMES:															
1	A	Baylor	38 95	278	A	Central Ark.	67 65								
278	N	Central Ark.	82 54	239	H	A&M-Corpus Christi	72 55								
78	N	Lamar University	88 79	323	H	Southeastern La.	86 66								
239	N	A&M-Corpus Christi	69 68	309	A	Incarnate Word	71 50								
309	H	Incarnate Word	102 53	171	H	Nicholls St.	76 66								
84	A	SFA	48 65	186	H	Sam Houston St.	63 72								

Non-Div I Games: Eastern N.M. 78 46 Southwest (NM) 90 47 Howard Payne 98 43 Schreiner 90 43 Abilene Christian

Loss, Non-Conf, S Site, H Home A Away N Neutral



## Air Force

Through Games Of April 7, 2019

Average RPI Win:	256	WON-LOST	WINNING	LAST 10	STRENGTH OF	OPP. STRENGTH	TEAM	ADJ.	CONF.	ADJ CONF.
Average RPI Loss:	156	RECORD	PCT. RANK	GAMES	SCHEDULE	OF SCHEDULE	RPI	RPI	RPI	RPI
DIV. I ONLY	7- 22	303	0- 1	208	177	298	298	15	15	
DIV. I NON-CONF.	3- 7	255	0- 0	158	269	233	233	14	14	
TOTALS	RPI 1-25	RPI 26-50	W-L RECORDS	RPI 51-100	RPI 101-999	RPI 150+				
7- 22	0- 1	0- 2	OVERALL	0- 3	7- 16	6- 13				
6- 7	0- 0	0- 1	HOME	0- 1	6- 5	5- 4				
1- 14	0- 1	0- 1	AWAY	0- 2	1- 10	1- 8				
0- 1	0- 0	0- 0	NEUTRAL	0- 0	0- 1	0- 1				
3- 7	0- 1	0- 0	NON-CONFERENCE	0- 0	3- 6	2- 4				
2- 2	0- 0	0- 0	HOME	0- 0	2- 2	1- 2				
1- 5	0- 1	0- 0	AWAY	0- 0	1- 4	1- 2				
0- 0	0- 0	0- 0	NEUTRAL	0- 0	0- 0	0- 0				
4- 15	0- 0	0- 2	CONFERENCE	0- 3	4- 10	4- 9				
4- 5	0- 0	0- 1	HOME	0- 1	4- 3	4- 2				
0- 9	0- 0	0- 1	AWAY	0- 2	0- 6	0- 6				
0- 1	0- 0	0- 0	NEUTRAL	0- 0	0- 1	0- 1				

RPI 1-25				RPI 26-50				RPI 51-100				RPI 101+ Team's RPI: 298			
RPI	S	Opponent	Score	RPI	S	Opponent	Score	RPI	S	Opponent	Score	RPI	S	Opponent	Score
3	A	Oregon	36 82	39	A	Boise St.	48 79	53	A	Wyoming	60 80	101	A	Northeastern	41 54
				39	H	Boise St.	60 80	53	H	Wyoming	56 59	103	A	Minnesota	50 67
								76	A	New Mexico	57 78	127	H	Fresno St.	70 77
												129	H	Northern Colo.	69 57
												153	A	Denver	66 92
												177	A	Utah St.	55 64
												177	H	Utah St.	44 48
												192	A	Portland	60 79
												207	A	San Diego St.	61 70
												207	H	San Diego St.	75 66
												207 N		San Diego St.	55 63
												208	A	UNLV	56 66
												208	H	UNLV	47 62
												226	H	George Mason	71 78
												246	A	Nevada	54 79
												246	H	Nevada	79 74
												259	H	Navy	47 54
												281	A	Colorado St.	48 55
												281	H	Colorado St.	63 48
												288	A	Army West Point	71 60
												299	A	San Jose St.	60 73
												299	H	San Jose St.	88 77
												344	H	Fairleigh Dickinson	85 37
LAST 12 Division I GAMES:															
				207 N		San Diego St.	55 63	177	A	Utah St.	55 64				
				39	H	Boise St.	60 80	208	H	UNLV	47 62				
				246	A	Nevada	54 79	53	A	Wyoming	60 80				
				53	H	Wyoming	56 59	281	A	Colorado St.	48 55				
				299	A	San Jose St.	60 73	207	H	San Diego St.	75 66				
				127	H	Fresno St.	70 77	299	H	San Jose St.	88 77				

Non-Div I Games: Western St. 72 54

Air Force

■ Loss, 
 ■ Non-Conf, S Site, 
 ■ Home 
 ■ Away 
 N Neutral



Average RPI Win:	232	WON-LOST	WINNING	LAST 10	STRENGTH OF	OPP. STRENGTH	TEAM	ADJ.	CONF.	ADJ CONF.
Average RPI Loss:	98	RECORD	PCT. RANK	GAMES	SCHEDULE	OF SCHEDULE	RPI	RPI	RPI	RPI
DIV. I ONLY	15- 15	165	0- 1	158	133	168	168	8	8	
DIV. I NON-CONF.	8- 3	60	0- 1	294	314	152	152	9	9	
TOTALS	RPI 1-25	RPI 26-50	W-L RECORDS	RPI 51-100	RPI 101-999	RPI 150+				
15- 15	0- 0	1- 4	OVERALL	1- 5	13- 6	13- 3				
8- 6	0- 0	1- 1	HOME	1- 3	6- 2	6- 2				
3- 9	0- 0	0- 3	AWAY	0- 2	3- 4	3- 1				
4- 0	0- 0	0- 0	NEUTRAL	0- 0	4- 0	4- 0				
8- 3	0- 0	0- 0	NON-CONFERENCE	0- 1	8- 2	8- 0				
3- 1	0- 0	0- 0	HOME	0- 1	3- 0	3- 0				
1- 2	0- 0	0- 0	AWAY	0- 0	1- 2	1- 0				
4- 0	0- 0	0- 0	NEUTRAL	0- 0	4- 0	4- 0				
7- 12	0- 0	1- 4	CONFERENCE	1- 4	5- 4	5- 3				
5- 5	0- 0	1- 1	HOME	1- 2	3- 2	3- 2				
2- 7	0- 0	0- 3	AWAY	0- 2	2- 2	2- 1				
0- 0	0- 0	0- 0	NEUTRAL	0- 0	0- 0	0- 0				

RPI 1-25				RPI 26-50				RPI 51-100				RPI 101+				Team's RPI: 168	
RPI	S	Opponent	Score	RPI	S	Opponent	Score	RPI	S	Opponent	Score	RPI	S	Opponent	Score		
				26	A	Buffalo	72 91	59	A	Miami (OH)	49 66	123	A	Youngstown St.	61 72		
				26	H	Buffalo	70 59	59	H	Miami (OH)	61 67	132	A	Northern Ill.	59 70		
				31	A	Ohio	70 92	67	H	Butler	47 63	146	A	Tennessee Tech	59 73		
				31	H	Ohio	71 81	81	A	Kent St.	58 73	198	A	N.C. A&T	49 36		
				35	A	Central Mich.	71 94	81	H	Kent St.	55 65	201	A	Eastern Mich.	60 67		
								99	H	Toledo	70 64	201	H	Eastern Mich.	59 61		
												201	H	Eastern Mich.	60 72		
												222	H	Ball St.	91 61		
												223	A	Bowling Green	83 73		
												223	H	Bowling Green	74 71		
												244	N	Jackson St.	74 57		
												249	N	Northern Ky.	77 60		
												257	N	UTEP	64 57		
												263	H	St. Bonaventure	67 58		
												274	A	Western Mich.	72 59		
												274	H	Western Mich.	69 62		
												286	H	Canisius	62 53		
												311	N	Oakland	85 65		
												333	H	Eastern Ky.	63 54		
LAST 12 Division I GAMES:																	
				146	A	Tennessee Tech	59 73	26	H	Buffalo	70 59						
				201	H	Eastern Mich.	59 61	201	A	Eastern Mich.	60 67						
				59	A	Miami (OH)	49 66	59	H	Miami (OH)	61 67						
				81	H	Kent St.	55 65	222	H	Ball St.	91 61						
				31	H	Ohio	71 81	274	H	Western Mich.	69 62						
				223	A	Bowling Green	83 73	31	A	Ohio	70 92						

Non-Div I Games: Malone 63 44

Akron

■ Loss, 
 ■ Non-Conf, 
 ■ S Site, 
 ■ Home 
 ■ A Away 
 N Neutral



## Alabama

Through Games Of April 7, 2019

Average RPI Win:	190	WON-LOST	WINNING	LAST 10	STRENGTH OF	OPP. STRENGTH	TEAM	ADJ.	CONF.	ADJ CONF.
Average RPI Loss:	75	RECORD	PCT. RANK	GAMES	SCHEDULE	OF SCHEDULE	RPI	RPI	RPI	RPI
DIV. I ONLY	14- 17	203	1- 1	101	67	159	159	5	5	
DIV. I NON-CONF.	8- 5	112	0- 0	187	144	156	156	6	6	
TOTALS	RPI 1-25	RPI 26-50	W-L RECORDS	RPI 51-100	RPI 101-999	RPI 150+				
14- 17	0- 5	1- 1	OVERALL	1- 7	12- 4	10- 3				
9- 6	0- 2	1- 0	HOME	1- 3	7- 1	7- 0				
3- 7	0- 2	0- 1	AWAY	0- 3	3- 1	2- 1				
2- 4	0- 1	0- 0	NEUTRAL	0- 1	2- 2	1- 2				
8- 5	0- 1	1- 0	NON-CONFERENCE	0- 2	7- 2	6- 2				
6- 1	0- 0	1- 0	HOME	0- 1	5- 0	5- 0				
1- 1	0- 0	0- 0	AWAY	0- 1	1- 0	1- 0				
1- 3	0- 1	0- 0	NEUTRAL	0- 0	1- 2	0- 2				
6- 12	0- 4	0- 1	CONFERENCE	1- 5	5- 2	4- 1				
3- 5	0- 2	0- 0	HOME	1- 2	2- 1	2- 0				
2- 6	0- 2	0- 1	AWAY	0- 2	2- 1	1- 1				
1- 1	0- 0	0- 0	NEUTRAL	0- 1	1- 0	1- 0				

RPI	S	Opponent	Score	RPI	S	Opponent	Score	RPI	S	Opponent	Score	RPI	S	Opponent	Score	Team's RPI: 159
8	H	Mississippi St.	49 65	29	A	Missouri	47 82	56	A	Auburn	38 77	102	N	Virginia	64 52	
15	A	Texas A&M	43 70	45	H	Clemson	76 56	56	H	Auburn	56 66	115	A	Georgia	58 53	
17	A	South Carolina	59 62					56	N	Auburn	52 53	115	H	Georgia	67 76	
22	H	Kentucky	53 68					68	A	Arkansas	61 72	157	N	Tulsa	73 80	
25	N	Miami (FL)	74 101					69	H	Tennessee	86 65	172	H	Tulane	69 58	
								86	A	Utah	62 72	173	N	Louisiana Tech	62 79	
								89	H	South Alabama	67 72	206	H	Grambling	73 55	
								93	H	LSU	56 62	210	A	Vanderbilt	84 65	
												210	N	Vanderbilt	74 57	
												213	H	Stetson	59 47	
												214	A	Florida	55 57	
												214	H	Florida	74 67	
												229	A	SMU	62 61	
												237	H	Ole Miss	46 43	
												321	H	Northwestern St.	87 73	
												323	H	Southeastern La.	88 40	
LAST 12 Division I GAMES:																
210	N	Vanderbilt	74 57	210	A	Vanderbilt	84 65									
56	N	Auburn	52 53	56	A	Auburn	38 77									
173	N	Louisiana Tech	62 79	22	H	Kentucky	53 68									
29	A	Missouri	47 82	214	A	Florida	55 57									
237	H	Ole Miss	46 43	8	H	Mississippi St.	49 65									
115	H	Georgia	67 76	115	A	Georgia	58 53									

Non-Div I Games:

Alabama

■ Loss, 
 ■ Non-Conf, 
 ■ S Site, 
 ■ H Home 
 ■ A Away 
 N Neutral



Average RPI Win:	302	WON-LOST	WINNING	LAST 10	STRENGTH OF	OPP. STRENGTH	TEAM	ADJ.	CONF.	ADJ CONF.
Average RPI Loss:	206	RECORD	PCT. RANK	GAMES	SCHEDULE	OF SCHEDULE	RPI	RPI	RPI	RPI
DIV. I ONLY	13- 17	212	0- 1	349	335	301	301	29	29	
DIV. I NON-CONF.	5- 6	173	0- 0	321	330	265	265	28	28	
TOTALS	RPI 1-25	RPI 26-50	W-L RECORDS	RPI 51-100	RPI 101-999	RPI 150+				
13- 17	0- 0	0- 0	OVERALL	0- 1	13- 16	13- 13				
6- 7	0- 0	0- 0	HOME	0- 0	6- 7	6- 6				
6- 10	0- 0	0- 0	AWAY	0- 1	6- 9	6- 7				
1- 0	0- 0	0- 0	NEUTRAL	0- 0	1- 0	1- 0				
5- 6	0- 0	0- 0	NON-CONFERENCE	0- 1	5- 5	5- 4				
2- 2	0- 0	0- 0	HOME	0- 0	2- 2	2- 2				
2- 4	0- 0	0- 0	AWAY	0- 1	2- 3	2- 2				
1- 0	0- 0	0- 0	NEUTRAL	0- 0	1- 0	1- 0				
8- 11	0- 0	0- 0	CONFERENCE	0- 0	8- 11	8- 9				
4- 5	0- 0	0- 0	HOME	0- 0	4- 5	4- 4				
4- 6	0- 0	0- 0	AWAY	0- 0	4- 6	4- 5				
0- 0	0- 0	0- 0	NEUTRAL	0- 0	0- 0	0- 0				

RPI 1-25			RPI 26-50			RPI 51-100				RPI 101+			Team's RPI: 301				
RPI	S	Opponent	Score	RPI	S	Opponent	Score	RPI	S	Opponent	Score	RPI	S	Opponent	Score		
								91	A	UAB	47	82	144	A	Southern U.	60	68
													144	H	Southern U.	50	54
													148	A	Kansas	54	65
													191	A	Prairie View	65	77
													191	A	Prairie View	56	69
													191	H	Prairie View	69	72
													206	A	Grambling	61	71
													206	H	Grambling	51	63
													216	H	Jacksonville St.	48	55
													217	A	Illinois	60	88
													228	A	Texas Southern	45	53
													228	H	Texas Southern	45	56
													232	N	Jacksonville	65	60
													234	A	North Florida	63	62
													244	A	Jackson St.	51	69
													244	H	Jackson St.	58	55
													261	A	Austin Peay	58	75
													262	A	Murray St.	59	53
													268	A	Alabama St.	65	57
													268	H	Alabama St.	46	60
LAST 12 Division I GAMES:																	
				191	A	Prairie View	56	69		350	A	Alcorn	51	50			
				349	H	Ark.-Pine Bluff	60	54		144	A	Southern U.	60	68			
				206	A	Grambling	61	71		268	A	Alabama St.	65	57			
				244	A	Jackson St.	51	69		329	H	Mississippi Val.	78	70			
				228	H	Texas Southern	45	56		228	A	Texas Southern	45	53			
				191	H	Prairie View	69	72		191	A	Prairie View	65	77			
													303	H	Tennessee St.	67	57
													323	H	Southeastern La.	51	48
													329	A	Mississippi Val.	80	60
													329	H	Mississippi Val.	78	70
													330	H	Lipscomb	58	62
													349	A	Ark.-Pine Bluff	78	52

Non-Div I Games:

Alabama A&amp;M

■ Loss, 
 ■ Non-Conf, 
 ■ S Site, 
 ■ Home 
 ■ A Away 
 N Neutral



A  
l  
a  
b  
a  
m  
a  
A  
&  
M

Alabama A&M  
RPI S Opponent Score

Through Games Of April 7, 2019

RPI	S	Opponent	Score	
349	H	Ark.-Pine Bluff	60	54
350	A	Alcorn	51	50
350	H	Alcorn	87	69

A  
l  
a  
b  
a  
m  
a  
A  
&  
M

Alabama A&M



## Alabama St.

Through Games Of April 7, 2019

Average RPI Win:	284	WON-LOST	WINNING	LAST 10	STRENGTH OF	OPP. STRENGTH	TEAM	ADJ.	CONF.	ADJ CONF.
Average RPI Loss:	170	RECORD	PCT. RANK	GAMES	SCHEDULE	OF SCHEDULE	RPI	RPI	RPI	RPI
DIV. I ONLY	10- 19	257	0- 1	249	309	268	268	29	29	
DIV. I NON-CONF.	0- 10	336	0- 0	30	116	273	273	28	28	
TOTALS	RPI 1-25	RPI 26-50	W-L RECORDS	RPI 51-100	RPI 101-999	RPI 150+				
10- 19	0- 2	0- 0	OVERALL	0- 5	10- 12	9- 11				
6- 6	0- 1	0- 0	HOME	0- 1	6- 4	5- 4				
4- 13	0- 1	0- 0	AWAY	0- 4	4- 8	4- 7				
0- 0	0- 0	0- 0	NEUTRAL	0- 0	0- 0	0- 0				
0- 10	0- 2	0- 0	NON-CONFERENCE	0- 5	0- 3	0- 3				
0- 3	0- 1	0- 0	HOME	0- 1	0- 1	0- 1				
0- 7	0- 1	0- 0	AWAY	0- 4	0- 2	0- 2				
0- 0	0- 0	0- 0	NEUTRAL	0- 0	0- 0	0- 0				
10- 9	0- 0	0- 0	CONFERENCE	0- 0	10- 9	9- 8				
6- 3	0- 0	0- 0	HOME	0- 0	6- 3	5- 3				
4- 6	0- 0	0- 0	AWAY	0- 0	4- 6	4- 5				
0- 0	0- 0	0- 0	NEUTRAL	0- 0	0- 0	0- 0				

RPI 1-25				RPI 26-50				RPI 51-100				RPI 101+ Team's RPI: 268			
RPI	S	Opponent	Score	RPI	S	Opponent	Score	RPI	S	Opponent	Score	RPI	S	Opponent	Score
17	H	South Carolina	38 94					56	A	Auburn	50 83	144	A	Southern U.	52 62
22	A	Kentucky	35 87					73	A	Georgia Tech	42 69	144	H	Southern U.	78 61
								89	A	South Alabama	65 77	180	A	North Ala.	42 68
								91	H	UAB	47 62	191	A	Prairie View	59 71
								100	A	Troy	46 116	191	H	Prairie View	67 59
												206	A	Grambling	45 63
												206	H	Grambling	72 80
												211	A	Xavier	58 87
												228	A	Texas Southern	58 51
												228	H	Texas Southern	44 51
												244	A	Jackson St.	59 75
												244	A	Jackson St.	58 78
												244	H	Jackson St.	74 67
												289	H	Samford	51 60
												301	A	Alabama A&M	60 46
												301	H	Alabama A&M	57 65
												329	A	Mississippi Val.	62 64
												329	H	Mississippi Val.	73 67
												349	A	Ark.-Pine Bluff	58 56
												349	H	Ark.-Pine Bluff	73 52
												350	A	Alcorn	70 58
												350	H	Alcorn	76 63
LAST 12 Division I GAMES:															
244	A	Jackson St.	59 75	350	A	Alcorn	70 58								
244	A	Jackson St.	58 78	301	H	Alabama A&M	57 65								
206	A	Grambling	45 63	329	H	Mississippi Val.	73 67								
191	H	Prairie View	67 59	349	H	Ark.-Pine Bluff	73 52								
228	H	Texas Southern	44 51	191	A	Prairie View	59 71								
144	A	Southern U.	52 62	228	A	Texas Southern	58 51								

Non-Div I Games: Mobile 69 63

Alabama St.

■ Loss, 
 ■ Non-Conf, 
 ■ S Site, 
 ■ Home 
 ■ Away 
 N Neutral



## Albany (NY)

Through Games Of April 7, 2019

Average RPI Win: <b>273</b>	WON-LOST	WINNING	LAST 10	STRENGTH OF	OPP. STRENGTH	TEAM	ADJ.	CONF.	ADJ CONF.
Average RPI Loss: <b>166</b>	RECORD	PCT. RANK	GAMES	SCHEDULE	OF SCHEDULE	RPI	RPI	RPI	RPI
DIV. I ONLY	13- 18	217	1- 0	252	271	236	236	23	23
DIV. I NON-CONF.	3- 10	276	0- 0	244	283	288	288	25	25
TOTALS	RPI 1-25	RPI 26-50	W-L RECORDS	RPI 51-100	RPI 101-999	RPI 150+			
13- 18	0- 0	0- 1	OVERALL	0- 4	13- 13	12- 8			
7- 7	0- 0	0- 0	HOME	0- 1	7- 6	7- 3			
6- 11	0- 0	0- 1	AWAY	0- 3	6- 7	5- 5			
0- 0	0- 0	0- 0	NEUTRAL	0- 0	0- 0	0- 0			
3- 10	0- 0	0- 1	NON-CONFERENCE	0- 1	3- 8	3- 6			
1- 4	0- 0	0- 0	HOME	0- 0	1- 4	1- 3			
2- 6	0- 0	0- 1	AWAY	0- 1	2- 4	2- 3			
0- 0	0- 0	0- 0	NEUTRAL	0- 0	0- 0	0- 0			
10- 8	0- 0	0- 0	CONFERENCE	0- 3	10- 5	9- 2			
6- 3	0- 0	0- 0	HOME	0- 1	6- 2	6- 0			
4- 5	0- 0	0- 0	AWAY	0- 2	4- 3	3- 2			
0- 0	0- 0	0- 0	NEUTRAL	0- 0	0- 0	0- 0			

RPI 1-25				RPI 26-50				RPI 51-100				RPI 101+				Team's RPI: 236	
RPI	S	Opponent	Score	RPI	S	Opponent	Score	RPI	S	Opponent	Score	RPI	S	Opponent	Score		
				32	A	Rutgers	39 65					107	A	Hartford	35 82		
								57	A	Maine	65 76	107	H	Hartford	56 68		
								57	A	Maine	51 66						
								57	H	Maine	61 67	114	A	South Fla.	37 74		
								90	A	Purdue	41 53	121	H	Marist	56 74		
												140	A	Stony Brook	54 49		
												140	H	Stony Brook	52 68		
												176	H	Holy Cross	50 56		
												200	A	Cornell	34 48		
												215	A	Monmouth	56 64		
												248	A	St. Francis Brooklyn	67 60		
												254	A	Columbia	62 58		
												255	A	Binghamton	71 62		
												255	H	Binghamton	61 56		
												255	H	Binghamton	61 56		
												267	H	Manhattan	60 54		
												279	A	Vermont	39 52		
												279	H	Vermont	65 40		
												286	H	Canisius	42 48		
												305	A	UMBC	60 69		
												305	H	UMBC	64 44		
												320	A	New Hampshire	78 53		
												320	H	New Hampshire	59 41		
												322	A	Lafayette	66 67		
												327	A	UMass Lowell	56 53		
												327	H	UMass Lowell	63 56		
												328	H	Central Conn. St.	53 60		
LAST 12 Division I GAMES:																	
				255	H	Binghamton	61 56					57	H	Maine	61 67		
				57	A	Maine	51 66					327	A	UMass Lowell	56 53		
				107	H	Hartford	56 68					279	H	Vermont	65 40		
				320	A	New Hampshire	78 53					255	A	Binghamton	71 62		
				305	A	UMBC	60 69					320	H	New Hampshire	59 41		
				140	H	Stony Brook	52 68					107	A	Hartford	35 82		

Non-Div I Games:

Albany (NY)

■ Loss, 
 ■ Non-Conf, S Site, 
 ■ Home 
 ■ Away 
 N Neutral



**A**

l  
c  
o  
r  
n

l  
c  
o  
r  
n

Alcorn

Loss, Non-Conf, S Site, H Home A Away N Neutral



Average RPI Win:	230	WON-LOST	WINNING	LAST 10	STRENGTH OF	OPP. STRENGTH	TEAM	ADJ.	CONF.	ADJ CONF.
Average RPI Loss:	73	RECORD	PCT. RANK	GAMES	SCHEDULE	OF SCHEDULE	RPI	RPI	RPI	RPI
DIV. I ONLY	22- 11	73	0- 1	93	206	75	75	18	18	
DIV. I NON-CONF.	4- 8	238	0- 1	56	99	163	163	21	21	
TOTALS	RPI 1-25	RPI 26-50	W-L RECORDS	RPI 51-100	RPI 101-999	RPI 150+				
22- 11	0- 1	0- 4	OVERALL	0- 2	22- 4	19- 1				
13- 2	0- 0	0- 2	HOME	0- 0	13- 0	11- 0				
9- 7	0- 0	0- 2	AWAY	0- 1	9- 4	8- 1				
0- 2	0- 1	0- 0	NEUTRAL	0- 1	0- 0	0- 0				
4- 8	0- 1	0- 1	NON-CONFERENCE	0- 2	4- 4	4- 1				
3- 1	0- 0	0- 1	HOME	0- 0	3- 0	3- 0				
1- 5	0- 0	0- 0	AWAY	0- 1	1- 4	1- 1				
0- 2	0- 1	0- 0	NEUTRAL	0- 1	0- 0	0- 0				
18- 3	0- 0	0- 3	CONFERENCE	0- 0	18- 0	15- 0				
10- 1	0- 0	0- 1	HOME	0- 0	10- 0	8- 0				
8- 2	0- 0	0- 2	AWAY	0- 0	8- 0	7- 0				
0- 0	0- 0	0- 0	NEUTRAL	0- 0	0- 0	0- 0				

RPI 1-25				RPI 26-50				RPI 51-100				Team's RPI: 75	RPI 101+			
RPI	S	Opponent	Score	RPI	S	Opponent	Score	RPI	S	Opponent	Score		RPI	S	Opponent	Score
4	N	Stanford	49 71	31	H	Ohio	67 77	58	A	Penn	45 64		102	A	Virginia	54 57
				43	A	Bucknell	54 66	62	N	FGCU	71 90		113	A	High Point	61 66
				43	A	Bucknell	56 71						130	A	Lehigh	61 53
				43	H	Bucknell	64 65						130	H	Lehigh	50 47
													130	H	Lehigh	68 57
													147	A	Penn St.	59 80
													153	A	Denver	54 83
													157	H	Tulsa	68 52
													176	A	Holy Cross	71 44
													176	H	Holy Cross	70 58
													178	A	Boston U.	64 51
													178	H	Boston U.	50 48
													189	A	Hawaii	69 57
													226	H	George Mason	86 71
													250	A	Colgate	71 66
													250	H	Colgate	76 57
													259	A	Navy	58 45
													259	H	Navy	69 44
													265	A	Loyola Maryland	67 56
													265	H	Loyola Maryland	82 38
													288	A	Army West Point	75 62
													288	H	Army West Point	61 51
													305	H	UMBC	64 42
													322	A	Lafayette	67 57
													322	H	Lafayette	67 47
													322	H	Lafayette	60 45
LAST 12 Division I GAMES:																
				58	A	Penn	45 64			176	A	Holy Cross	71 44			
				43	A	Bucknell	54 66			322	A	Lafayette	67 57			
				322	H	Lafayette	67 47			178	H	Boston U.	50 48			
				130	H	Lehigh	68 57			130	H	Lehigh	50 47			
				259	H	Navy	69 44			265	A	Loyola Maryland	67 56			
				43	H	Bucknell	64 65			288	A	Army West Point	75 62			

Non-Div I Games:

American

■ Loss, 
 ■ Non-Conf, 
 ■ S Site, 
 ■ Home 
 ■ Away 
 N Neutral



Average RPI Win:	207	WON-LOST	WINNING	LAST 10	STRENGTH OF	OPP. STRENGTH	TEAM	ADJ.	CONF.	ADJ CONF.
Average RPI Loss:	109	RECORD	PCT. RANK	GAMES	SCHEDULE	OF SCHEDULE	RPI	RPI	RPI	RPI
DIV. I ONLY	22- 14	107	1- 0	132	161	118	118	12	12	
DIV. I NON-CONF.	10- 5	87	1- 0	177	206	91	91	13	13	
TOTALS	RPI 1-25	RPI 26-50	W-L RECORDS	RPI 51-100	RPI 101-999	RPI 150+				
22- 14	0- 1	0- 1	OVERALL	2- 8	20- 4	19- 3				
14- 3	0- 0	0- 0	HOME	1- 3	13- 0	13- 0				
6- 10	0- 1	0- 1	AWAY	1- 4	5- 4	5- 3				
2- 1	0- 0	0- 0	NEUTRAL	0- 1	2- 0	1- 0				
10- 5	0- 1	0- 1	NON-CONFERENCE	0- 2	10- 1	10- 1				
8- 0	0- 0	0- 0	HOME	0- 0	8- 0	8- 0				
2- 5	0- 1	0- 1	AWAY	0- 2	2- 1	2- 1				
0- 0	0- 0	0- 0	NEUTRAL	0- 0	0- 0	0- 0				
12- 9	0- 0	0- 0	CONFERENCE	2- 6	10- 3	9- 2				
6- 3	0- 0	0- 0	HOME	1- 3	5- 0	5- 0				
4- 5	0- 0	0- 0	AWAY	1- 2	3- 3	3- 2				
2- 1	0- 0	0- 0	NEUTRAL	0- 1	2- 0	1- 0				

RPI 1-25				RPI 26-50				RPI 51-100				RPI 101+ Team's RPI: 118			
RPI	S	Opponent	Score	RPI	S	Opponent	Score	RPI	S	Opponent	Score	RPI	S	Opponent	Score
17	A	South Carolina	50 80	45	A	Clemson	48 87	61	H	Little Rock	59 74	145	A	Georgia St.	75 85
								61	N	Little Rock	64 80	145	N	Georgia St.	47 45
								72	A	UT Arlington	94 99	160	H	North Texas	76 59
								72	H	UT Arlington	65 72	161	A	Davidson	81 78
								73	A	Georgia Tech	53 71	163	A	Texas St.	62 49
								89	A	South Alabama	59 50	163	H	Texas St.	77 56
								89	H	South Alabama	71 63	179	H	Campbell	70 57
								91	A	UAB	61 80	182	A	Coastal Caro.	66 74
								100	A	Troy	66 95	182	H	Coastal Caro.	67 53
								100	H	Troy	72 83	182	N	Coastal Caro.	78 42
												184	A	UNC Asheville	57 55
												196	H	Arkansas St.	75 67
												202	H	Marshall	83 71
												202	H	Marshall	74 52
												240	H	Elon	65 62
												242	A	ETSU	64 95
												258	H	Wofford	94 70
												269	A	Louisiana	55 73
												269	H	Louisiana	83 69
												285	A	Ga. Southern	70 52
												296	H	Col. of Charleston	80 66
												300	A	La.-Monroe	80 58
												300	H	La.-Monroe	56 51
												308	H	UNC Greensboro	68 65
LAST 12 Division I GAMES:															
				160	H	North Texas	76 59					145	N	Georgia St.	47 45
				179	H	Campbell	70 57					89	A	South Alabama	59 50
				202	H	Marshall	83 71					100	A	Troy	66 95
				184	A	UNC Asheville	57 55					269	H	Louisiana	83 69
				182	N	Coastal Caro.	78 42					300	H	La.-Monroe	56 51
				61	N	Little Rock	64 80					285	A	Ga. Southern	70 52

Non-Div I Games:

Appalachian St.

■ Loss, 
■ Non-Conf, S Site, 
■ Home 
■ Away 
N Neutral



Average RPI Win:	148	WON-LOST	WINNING	LAST 10	STRENGTH OF	OPP. STRENGTH	TEAM	ADJ.	CONF.	ADJ CONF.
Average RPI Loss:	37	RECORD	PCT. RANK	GAMES	SCHEDULE	OF SCHEDULE	RPI	RPI	RPI	RPI
DIV. I ONLY	24- 13	88	1- 0	47	39	52	52	2	2	
DIV. I NON-CONF.	16- 1	2	1- 0	190	179	38	38	1	1	
TOTALS	RPI 1-25	RPI 26-50	W-L RECORDS	RPI 51-100	RPI 101-999	RPI 150+				
24- 13	1- 8	2- 2	OVERALL	7- 1	14- 2	11- 1				
17- 5	1- 3	2- 1	HOME	6- 0	8- 1	6- 0				
4- 7	0- 4	0- 1	AWAY	0- 1	4- 1	3- 1				
3- 1	0- 1	0- 0	NEUTRAL	1- 0	2- 0	2- 0				
16- 1	0- 0	1- 0	NON-CONFERENCE	4- 0	11- 1	9- 0				
12- 1	0- 0	1- 0	HOME	4- 0	7- 1	5- 0				
2- 0	0- 0	0- 0	AWAY	0- 0	2- 0	2- 0				
2- 0	0- 0	0- 0	NEUTRAL	0- 0	2- 0	2- 0				
8- 12	1- 8	1- 2	CONFERENCE	3- 1	3- 1	2- 1				
5- 4	1- 3	1- 1	HOME	2- 0	1- 0	1- 0				
2- 7	0- 4	0- 1	AWAY	0- 1	2- 1	1- 1				
1- 1	0- 1	0- 0	NEUTRAL	1- 0	0- 0	0- 0				

RPI	S	Opponent	Score	RPI	S	Opponent	Score	RPI	S	Opponent	Score	RPI	S	Opponent	Score
3	A	Oregon	60 93	28	H	UCLA	93 98	51	H	Southern California	71 68	109	H	Idaho St.	71 46
3	H	Oregon	54 83	34	A	California	76 82	51	N	Southern California	76 48	109	H	Idaho St.	66 56
3	N	Oregon	63 77	34	H	California	60 55	53	H	Wyoming	67 45	111	H	Loyola Marymount	64 66
4	A	Stanford	54 56	47	H	TCU	59 53	74	H	Northwestern	56 42	133	A	Washington	69 59
4	H	Stanford	48 78					80	H	Idaho	68 60	152	A	Washington St.	88 90
16	A	Arizona St.	47 60					86	A	Utah	64 80	170	A	Colorado	69 67
16	H	Arizona St.	51 39					86	H	Utah	66 55	170	H	Colorado	63 51
19	A	Oregon St.	64 86					97	H	Pacific	64 48	190	H	Montana	100 51
19	H	Oregon St.	60 65									192	N	Portland	92 70
												207	A	San Diego St.	69 60
												221	H	Northern Ariz.	71 47
												257	H	UTEP	62 40
												271	A	Long Beach St.	70 43
												297	H	South Carolina St.	73 32
												309	H	Incarinate Word	84 42
												336	N	Seattle U	84 54
LAST 12 Division I GAMES:															
74	H	Northwestern	56 42	51	N	Southern California	76 48								
47	H	TCU	59 53	3	N	Oregon	63 77								
53	H	Wyoming	67 45	19	H	Oregon St.	60 65								
80	H	Idaho	68 60	3	H	Oregon	54 83								
97	H	Pacific	64 48	34	A	California	76 82								
109	H	Idaho St.	66 56	4	A	Stanford	54 56								

Non-Div I Games:

Arizona



Average RPI Win:	114	WON-LOST	WINNING	LAST 10	STRENGTH OF	OPP. STRENGTH	TEAM	ADJ.	CONF.	ADJ CONF.
Average RPI Loss:	15	RECORD	PCT. RANK	GAMES	SCHEDULE	OF SCHEDULE	RPI	RPI	RPI	RPI
DIV. I ONLY	22- 11	73	0- 1	9	9	16	16	2	2	
DIV. I NON-CONF.	11- 3	41	0- 1	28	10	19	19	1	1	
TOTALS	RPI 1-25	RPI 26-50	W-L RECORDS	RPI 51-100	RPI 101-999	RPI 150+				
22- 11	4- 7	2- 3	OVERALL	5- 1	11- 0	9- 0				
11- 4	1- 3	1- 1	HOME	3- 0	6- 0	4- 0				
7- 4	2- 2	0- 1	AWAY	2- 1	3- 0	3- 0				
4- 3	1- 2	1- 1	NEUTRAL	0- 0	2- 0	2- 0				
11- 3	2- 3	1- 0	NON-CONFERENCE	1- 0	7- 0	5- 0				
5- 1	0- 1	0- 0	HOME	0- 0	5- 0	3- 0				
3- 0	1- 0	0- 0	AWAY	1- 0	1- 0	1- 0				
3- 2	1- 2	1- 0	NEUTRAL	0- 0	1- 0	1- 0				
11- 8	2- 4	1- 3	CONFERENCE	4- 1	4- 0	4- 0				
6- 3	1- 2	1- 1	HOME	3- 0	1- 0	1- 0				
4- 4	1- 2	0- 1	AWAY	1- 1	2- 0	2- 0				
1- 1	0- 0	0- 1	NEUTRAL	0- 0	1- 0	1- 0				

RPI S	Opponent	Score	RPI S	Opponent	Score	RPI S	Opponent	Score	RPI S	Opponent	Score
1	H Baylor	59 65	28	H UCLA	59 61	51	H Southern California	68 59	127	H Fresno St.	68 52
3	A Oregon	71 77	28	N UCLA	69 73	52	A Arizona	39 51	144	H Southern U.	69 47
3	H Oregon	59 66	34	A California	60 69	52	H Arizona	60 47	152	A Washington St.	61 46
4	A Stanford	50 71	34	H California	62 61	68	A Arkansas	88 85	156	N Southern Ill.	82 38
4	H Stanford	65 72	36	N Kansas St.	65 51	86	A Utah	65 63	157	H Tulsa	70 52
5	N Louisville	56 58				86	H Utah	60 58	170	A Colorado	76 70
8	N Mississippi St.	53 76							170	H Colorado	66 49
18	N UCF	60 45							170	N Colorado	66 49
19	A Oregon St.	79 76							173	H Louisiana Tech	80 44
19	H Oregon St.	66 54							281	A Colorado St.	70 39
25	A Miami (FL)	57 55							309	H Incarnate Word	81 43
LAST 12 Division I GAMES:											
8	N Mississippi St.	53 76	3	H Oregon	59 66						
25	A Miami (FL)	57 55	19	H Oregon St.	66 54						
18	N UCF	60 45	4	A Stanford	50 71						
170	N Colorado	66 49	34	A California	60 69						
28	N UCLA	69 73	86	H Utah	60 58						
157	H Tulsa	70 52	170	H Colorado	66 49						

Non-Div I Games:

Arizona St.



Team Wins Since				Through Games Of April 7, 2019						
Average RPI Win:	350	WON-LOST	WINNING	LAST 10	STRENGTH OF	OPP. STRENGTH	TEAM	ADJ.	CONF.	ADJ CONF.
Average RPI Loss:	221	RECORD	PCT. RANK	GAMES	SCHEDULE	OF SCHEDULE	RPI	RPI	RPI	RPI
DIV. I ONLY	2- 19	348	0- 1	331	340	349	349	29	29	
DIV. I NON-CONF.	0- 3	336	0- 0	40	96	277	277	28	28	
TOTALS	RPI 1-25	RPI 26-50	W-L RECORDS	RPI 51-100	RPI 101-999	RPI 150+				
2- 19	0- 1	0- 0	OVERALL	0- 0	2- 18	2- 15				
1- 8	0- 0	0- 0	HOME	0- 0	1- 8	1- 7				
1- 11	0- 1	0- 0	AWAY	0- 0	1- 10	1- 8				
0- 0	0- 0	0- 0	NEUTRAL	0- 0	0- 0	0- 0				
0- 3	0- 1	0- 0	NON-CONFERENCE	0- 0	0- 2	0- 1				
0- 0	0- 0	0- 0	HOME	0- 0	0- 0	0- 0				
0- 3	0- 1	0- 0	AWAY	0- 0	0- 2	0- 1				
0- 0	0- 0	0- 0	NEUTRAL	0- 0	0- 0	0- 0				
2- 16	0- 0	0- 0	CONFERENCE	0- 0	2- 16	2- 14				
1- 8	0- 0	0- 0	HOME	0- 0	1- 8	1- 7				
1- 8	0- 0	0- 0	AWAY	0- 0	1- 8	1- 7				
0- 0	0- 0	0- 0	NEUTRAL	0- 0	0- 0	0- 0				

RPI 1-25				RPI 26-50				RPI 51-100				RPI 101+			
RPI	S	Opponent	Score	RPI	S	Opponent	Score	RPI	S	Opponent	Score	RPI	S	Opponent	Score
19	A	Oregon St.	33 89									103	A	Minnesota	42 84
												144	A	Southern U.	41 73
												144	H	Southern U.	45 56
												191	A	Prairie View	46 79
												191	H	Prairie View	41 80
												206	A	Grambling	57 77
												206	H	Grambling	57 67
												228	A	Texas Southern	49 62
												228	H	Texas Southern	58 59
												244	A	Jackson St.	41 60
												244	H	Jackson St.	41 61
												256	A	Wichita St.	39 76
												268	A	Alabama St.	52 73
												268	H	Alabama St.	56 58
												301	A	Alabama A&M	54 60
												301	H	Alabama A&M	52 78
												329	A	Mississippi Val.	63 82
												329	H	Mississippi Val.	56 62
												350	A	Alcorn	59 57
												350	H	Alcorn	66 57
LAST 12 Division I GAMES:															
301	A	Alabama A&M	54 60	350	H	Alcorn	66 57								
329	A	Mississippi Val.	63 82	144	H	Southern U.	45 56								
244	H	Jackson St.	41 61	268	A	Alabama St.	52 73								
206	H	Grambling	57 67	244	A	Jackson St.	41 60								
191	A	Prairie View	46 79	206	A	Grambling	57 77								
228	A	Texas Southern	49 62	191	H	Prairie View	41 80								

[illegible]

Loss, Non-Conf, S Site, H Home A Away N Neutral



## Arkansas

Through Games Of April 7, 2019

Average RPI Win: <b>158</b>	WON-LOST	WINNING	LAST 10	STRENGTH OF	OPP. STRENGTH	TEAM	ADJ.	CONF.	ADJ CONF.
Average RPI Loss: <b>47</b>	RECORD	PCT. RANK	GAMES	SCHEDULE	OF SCHEDULE	RPI	RPI	RPI	RPI
DIV. I ONLY	<b>22- 15</b>	<b>114</b>	<b>0- 1</b>	<b>44</b>	<b>64</b>	<b>68</b>	<b>68</b>	<b>5</b>	<b>5</b>
DIV. I NON-CONF.	<b>13- 4</b>	<b>54</b>	<b>0- 1</b>	<b>94</b>	<b>120</b>	<b>49</b>	<b>49</b>	<b>6</b>	<b>6</b>
TOTALS	RPI 1-25	RPI 26-50	W-L RECORDS	RPI 51-100	RPI 101-999	RPI 150+			
22- 15	2- 7	0- 3	OVERALL	4- 2	16- 3	12- 0			
11- 7	0- 3	0- 2	HOME	2- 1	9- 1	7- 0			
6- 6	0- 3	0- 1	AWAY	2- 1	4- 1	3- 0			
5- 2	2- 1	0- 0	NEUTRAL	0- 0	3- 1	2- 0			
13- 4	0- 2	0- 1	NON-CONFERENCE	3- 0	10- 1	7- 0			
8- 2	0- 1	0- 1	HOME	2- 0	6- 0	4- 0			
3- 1	0- 1	0- 0	AWAY	1- 0	2- 0	1- 0			
2- 1	0- 0	0- 0	NEUTRAL	0- 0	2- 1	2- 0			
9- 11	2- 5	0- 2	CONFERENCE	1- 2	6- 2	5- 0			
3- 5	0- 2	0- 1	HOME	0- 1	3- 1	3- 0			
3- 5	0- 2	0- 1	AWAY	1- 1	2- 1	2- 0			
3- 1	2- 1	0- 0	NEUTRAL	0- 0	1- 0	0- 0			

RPI S	Opponent	Score	RPI S	Opponent	Score	RPI S	Opponent	Score	RPI S	Opponent	Score
8	H Mississippi St.	69 <b>93</b>	29	A Missouri	53 <b>71</b>	56	H Auburn	72 <b>75</b>	115	A Georgia	83 <b>93</b>
8	N Mississippi St.	70 <b>101</b>	29	H Missouri	67 <b>73</b>	69	A Tennessee	80 79	115	H Georgia	72 <b>80</b>
12	A Iowa St.	82 <b>91</b>	47	H TCU	78 <b>82</b>	72	A UT Arlington	66 65	115	N Georgia	86 76
15	A Texas A&M	53 <b>66</b>				91	H UAB	100 52	117	H Houston	88 80
15	N Texas A&M	58 51				93	A LSU	34 <b>71</b>	120	A Abilene Christian	80 68
16	H Arizona St.	85 <b>88</b>				94	H Nebraska	84 80	128	N Pittsburgh	54 <b>61</b>
17	H South Carolina	79 <b>87</b>							146	H Tennessee Tech	65 42
17	N South Carolina	95 89							157	A Tulsa	61 59
22	A Kentucky	59 <b>61</b>							158	H Oral Roberts	74 61
									159	H Alabama	72 61
									185	N Wisconsin	69 68
									191	H Prairie View	71 44
									210	H Vanderbilt	83 62
									214	A Florida	83 73
									237	A Ole Miss	85 55
									237	H Ole Miss	73 61
									244	H Jackson St.	76 57
									303	N Tennessee St.	79 55
									321	H Northwestern St.	98 53
LAST 12 Division I GAMES:											
47	H TCU	78 <b>82</b>	8	N Mississippi St.	70 <b>101</b>						
91	H UAB	100 52	15	A Texas A&M	53 <b>66</b>						
117	H Houston	88 80	29	H Missouri	67 <b>73</b>						
115	N Georgia	86 76	237	H Ole Miss	73 61						
17	N South Carolina	95 89	115	A Georgia	83 <b>93</b>						
15	N Texas A&M	58 51	22	A Kentucky	59 <b>61</b>						

Non-Div I Games:

Arkansas

■ Loss, 
 ■ Non-Conf, S Site, 
 ■ Home 
 ■ Away 
 N Neutral



Average RPI Win:	216	WON-LOST	WINNING	LAST 10	STRENGTH OF	OPP. STRENGTH	TEAM	ADJ.	CONF.	ADJ CONF.
Average RPI Loss:	121	RECORD	PCT. RANK	GAMES	SCHEDULE	OF SCHEDULE	RPI	RPI	RPI	RPI
DIV. I ONLY	12- 18	227	0- 1	133	126	196	196	12	12	
DIV. I NON-CONF.	5- 6	173	0- 0	176	109	177	177	13	13	
TOTALS	RPI 1-25	RPI 26-50	W-L RECORDS	RPI 51-100	RPI 101-999	RPI 150+				
12- 18	0- 1	0- 2	OVERALL	3- 5	9- 10	9- 6				
9- 5	0- 0	0- 0	HOME	2- 2	7- 3	7- 2				
3- 13	0- 1	0- 2	AWAY	1- 3	2- 7	2- 4				
0- 0	0- 0	0- 0	NEUTRAL	0- 0	0- 0	0- 0				
5- 6	0- 1	0- 2	NON-CONFERENCE	0- 0	5- 3	5- 1				
4- 1	0- 0	0- 0	HOME	0- 0	4- 1	4- 1				
1- 5	0- 1	0- 2	AWAY	0- 0	1- 2	1- 0				
0- 0	0- 0	0- 0	NEUTRAL	0- 0	0- 0	0- 0				
7- 12	0- 0	0- 0	CONFERENCE	3- 5	4- 7	4- 5				
5- 4	0- 0	0- 0	HOME	2- 2	3- 2	3- 1				
2- 8	0- 0	0- 0	AWAY	1- 3	1- 5	1- 4				
0- 0	0- 0	0- 0	NEUTRAL	0- 0	0- 0	0- 0				

RPI 1-25				RPI 26-50				RPI 51-100				RPI 101+ Team's RPI: 196			
RPI	S	Opponent	Score	RPI	S	Opponent	Score	RPI	S	Opponent	Score	RPI	S	Opponent	Score
15	A	Texas A&M	56 97	29	A	Missouri	50 70	61	A	Little Rock	55 68	112	A	UT Martin	91 97
				49	A	Belmont	55 74	61	H	Little Rock	62 58	118	A	Appalachian St.	67 75
								72	A	UT Arlington	62 67	143	A	Oklahoma St.	60 62
								72	H	UT Arlington	73 100	145	H	Georgia St.	62 64
								89	A	South Alabama	77 64	157	H	Tulsa	73 60
								89	H	South Alabama	69 58	163	A	Texas St.	54 68
								100	A	Troy	79 87	163	H	Texas St.	62 85
								100	H	Troy	89 100	173	H	Louisiana Tech	70 80
												182	A	Coastal Caro.	72 88
												182	A	Coastal Caro.	49 63
												230	H	Memphis	77 66
												257	A	UTEP	67 66
												262	H	Murray St.	74 63
												269	A	Louisiana	75 73
												269	H	Louisiana	87 75
												285	H	Ga. Southern	86 75
												300	A	La.-Monroe	53 65
												300	H	La.-Monroe	64 54
												329	H	Mississippi Val.	60 57
LAST 12 Division I GAMES:															
182	A	Coastal Caro.	49 63	72	A	UT Arlington	62 67								
269	A	Louisiana	75 73	163	A	Texas St.	54 68								
300	A	La.-Monroe	53 65	100	H	Troy	89 100								
285	H	Ga. Southern	86 75	89	H	South Alabama	69 58								
145	H	Georgia St.	62 64	61	A	Little Rock	55 68								
61	H	Little Rock	62 58	182	A	Coastal Caro.	72 88								

Non-Div I Games:

Arkansas St.

■ Loss, 
 ■ Non-Conf, 
 ■ S Site, 
 ■ H Home 
 ■ A Away 
 N Neutral



Army West Point

Through Games Of April 7, 2019

Average RPI Win:	286	WON-LOST	WINNING	LAST 10	STRENGTH OF	OPP. STRENGTH	TEAM	ADJ.	CONF.	ADJ CONF.
Average RPI Loss:	170	RECORD	PCT. RANK	GAMES	SCHEDULE	OF SCHEDULE	RPI	RPI	RPI	RPI
DIV. I ONLY	10- 19	257	0- 1	285	263	288	288	18	18	
DIV. I NON-CONF.	4- 6	209	0- 0	333	329	298	298	21	21	
TOTALS	RPI 1-25	RPI 26-50	W-L RECORDS	RPI 51-100	RPI 101-999	RPI 150+				
10- 19	0- 0	0- 3	OVERALL	0- 2	10- 14	10- 10				
6- 9	0- 0	0- 1	HOME	0- 1	6- 7	6- 4				
4- 10	0- 0	0- 2	AWAY	0- 1	4- 7	4- 6				
0- 0	0- 0	0- 0	NEUTRAL	0- 0	0- 0	0- 0				
4- 6	0- 0	0- 1	NON-CONFERENCE	0- 0	4- 5	4- 3				
2- 3	0- 0	0- 0	HOME	0- 0	2- 3	2- 1				
2- 3	0- 0	0- 1	AWAY	0- 0	2- 2	2- 2				
0- 0	0- 0	0- 0	NEUTRAL	0- 0	0- 0	0- 0				
6- 13	0- 0	0- 2	CONFERENCE	0- 2	6- 9	6- 7				
4- 6	0- 0	0- 1	HOME	0- 1	4- 4	4- 3				
2- 7	0- 0	0- 1	AWAY	0- 1	2- 5	2- 4				
0- 0	0- 0	0- 0	NEUTRAL	0- 0	0- 0	0- 0				

RPI S	Opponent	Score	RPI S	Opponent	Score	RPI S	Opponent	Score	RPI S	Opponent	Score	Team's RPI: 288
43	A Bucknell	66 84	43	H Bucknell	52 66	75	A American	51 61	119	H St. John's (NY)	49 60	
47	A TCU	38 63				75	H American	62 75	130	A Lehigh	46 55	
									130	H Lehigh	50 73	
									141	H Yale	51 62	
									176	A Holy Cross	39 58	
									176	H Holy Cross	60 53	
									178	A Boston U.	51 63	
									178	H Boston U.	42 67	
									248	H St. Francis Brooklyn	69 57	
									250	A Colgate	80 85	
									250	H Colgate	58 70	
									254	A Columbia	49 70	
									255	A Binghamton	47 60	
									259	A Navy	60 48	
									259	H Navy	55 52	
									265	A Loyola Maryland	51 70	
									265	H Loyola Maryland	69 57	
									298	H Air Force	60 71	
									318	A Wagner	61 46	
									322	A Lafayette	64 40	
									322	H Lafayette	61 63	
									322	H Lafayette	65 50	
									344	H Fairleigh Dickinson	62 40	
									351	A LIU Brooklyn	57 42	
LAST 12 Division I GAMES:												
322	H Lafayette	61 63	259	A Navy	60 48							
43	A Bucknell	66 84	322	A Lafayette	64 40							
178	H Boston U.	42 67	75	H American	62 75							
250	A Colgate	80 85	265	A Loyola Maryland	51 70							
130	A Lehigh	46 55	250	H Colgate	58 70							
176	H Holy Cross	60 53	130	H Lehigh	50 73							

Non-Div I Games: Connecticut Col. 74 48

Army West Point

Loss, Non-Conf, S Site, H Home A Away N Neutral



Average RPI Win: 171		WON-LOST	WINNING	LAST 10	STRENGTH OF	OPP. STRENGTH	TEAM	ADJ.	CONF.	ADJ CONF.
Average RPI Loss: 28		RECORD	PCT. RANK	GAMES	SCHEDULE	OF SCHEDULE	RPI	RPI	RPI	RPI
DIV. I ONLY		21- 10	68	0- 1	80	59	56	56	5	5
DIV. I NON-CONF.		11- 2	26	0- 1	186	121	40	40	6	6
TOTALS		RPI 1-25	RPI 26-50		W-L RECORDS		RPI 51-100	RPI 101-999	RPI 150+	
21- 10	0- 6	2- 2		OVERALL		3- 2	16- 0	15- 0		
9- 5	0- 4	1- 0		HOME		0- 1	8- 0	7- 0		
9- 3	0- 1	0- 1		AWAY		3- 1	6- 0	6- 0		
3- 2	0- 1	1- 1		NEUTRAL		0- 0	2- 0	2- 0		
11- 2	0- 1	1- 1		NON-CONFERENCE		1- 0	9- 0	9- 0		
6- 0	0- 0	0- 0		HOME		0- 0	6- 0	6- 0		
3- 1	0- 1	0- 0		AWAY		1- 0	2- 0	2- 0		
2- 1	0- 0	1- 1		NEUTRAL		0- 0	1- 0	1- 0		
10- 8	0- 5	1- 1		CONFERENCE		2- 2	7- 0	6- 0		
3- 5	0- 4	1- 0		HOME		0- 1	2- 0	1- 0		
6- 2	0- 0	0- 1		AWAY		2- 1	4- 0	4- 0		
1- 1	0- 1	0- 0		NEUTRAL		0- 0	1- 0	1- 0		

RPI	S	Opponent	Score	RPI	S	Opponent	Score	RPI	S	Opponent	Score	RPI	S	Opponent	Score
8	H	Mississippi St.	59 85	27	N	BYU	64 73	68	A	Arkansas	75 72	115	H	Georgia	59 58
12	A	Iowa St.	64 67	29	A	Missouri	65 74	69	A	Tennessee	62 73	154	H	Oklahoma	95 79
15	H	Texas A&M	67 69	29	H	Missouri	58 54	69	H	Tennessee	69 78	159	A	Alabama	66 56
15	N	Texas A&M	62 64	46	N	North Carolina	86 81	76	A	New Mexico	79 76	159	H	Alabama	77 38
17	H	South Carolina	66 73					93	A	LSU	56 46	159	N	Alabama	53 52
22	H	Kentucky	68 78									171	H	Nicholls St.	80 59
												182	N	Coastal Caro.	84 78
												206	H	Grambling	97 48
												210	A	Vanderbilt	72 70
												214	A	Florida	64 56
												237	A	Ole Miss	64 51
												238	A	Saint Joseph's	81 70
												240	A	Elon	96 44
												268	H	Alabama St.	83 50
												269	H	Louisiana	71 59
												289	H	Samford	73 46
LAST 12 Division I GAMES:															
27	N	BYU	64 73	17	H	South Carolina	66 73								
159	N	Alabama	53 52	29	H	Missouri	58 54								
15	N	Texas A&M	62 64	159	H	Alabama	77 38								
76	A	New Mexico	79 76	69	A	Tennessee	62 73								
12	A	Iowa St.	64 67	68	A	Arkansas	75 72								
93	A	LSU	56 46	22	H	Kentucky	68 78								

Non-Div I Games: Xavier (LA) 77 58

Auburn

■ Loss, 
■ Non-Conf, 
■ S Site, 
■ Home 
■ Away 
N Neutral



Average RPI Win:	252	WON-LOST	WINNING	LAST 10	STRENGTH OF	OPP. STRENGTH	TEAM	ADJ.	CONF.	ADJ CONF.
Average RPI Loss:	199	RECORD	PCT. RANK	GAMES	SCHEDULE	OF SCHEDULE	RPI	RPI	RPI	RPI
DIV. I ONLY	13- 15	197	0- 1	326	274	261	261	21	21	
DIV. I NON-CONF.	3- 6	238	0- 0	346	284	339	339	22	22	
TOTALS	RPI 1-25	RPI 26-50	W-L RECORDS	RPI 51-100	RPI 101-999	RPI 150+				
13- 15	0- 0	0- 1	OVERALL	0- 1	13- 13	10- 9				
9- 4	0- 0	0- 1	HOME	0- 0	9- 3	8- 2				
4- 10	0- 0	0- 0	AWAY	0- 1	4- 9	2- 7				
0- 1	0- 0	0- 0	NEUTRAL	0- 0	0- 1	0- 0				
3- 6	0- 0	0- 0	NON-CONFERENCE	0- 1	3- 5	3- 4				
3- 1	0- 0	0- 0	HOME	0- 0	3- 1	3- 1				
0- 5	0- 0	0- 0	AWAY	0- 1	0- 4	0- 3				
0- 0	0- 0	0- 0	NEUTRAL	0- 0	0- 0	0- 0				
10- 9	0- 0	0- 1	CONFERENCE	0- 0	10- 8	7- 5				
6- 3	0- 0	0- 1	HOME	0- 0	6- 2	5- 1				
4- 5	0- 0	0- 0	AWAY	0- 0	4- 5	2- 4				
0- 1	0- 0	0- 0	NEUTRAL	0- 0	0- 1	0- 0				

RPI S	Opponent	Score	RPI S	Opponent	Score	RPI S	Opponent	Score	RPI S	Opponent	Score	Team's RPI: 261
49	H Belmont	62 80	65	A Cincinnati	48 69	112	A UT Martin	65 74				
						112	H UT Martin	58 59				
						125	A Morehead St.	84 75				
						125	H Morehead St.	81 80				
						135	A Illinois St.	49 61				
						146	A Tennessee Tech	72 65				
						146	N Tennessee Tech	57 68				
						210	A Vanderbilt	70 99				
						216	A Jacksonville St.	56 67				
						235	A SIUE	68 69				
						235	H SIUE	77 65				
						241	A Western Ill.	72 77				
						243	A Southeast Mo. St.	54 64				
						243	H Southeast Mo. St.	56 54				
						249	H Northern Ky.	52 48				
						262	A Murray St.	72 77				
						262	H Murray St.	59 56				
						294	A Eastern Ill.	73 60				
						294	H Eastern Ill.	57 67				
						301	H Alabama A&M	75 58				
						303	H Tennessee St.	74 47				
						329	H Mississippi Val.	89 95				
						330	H Lipscomb	70 58				
						331	A Evansville	52 56				
						333	A Eastern Ky.	80 60				
						333	H Eastern Ky.	100 65				
LAST 12 Division I GAMES:												
146	N Tennessee Tech	57 68	125	A Morehead St.	84 75							
262	A Murray St.	72 77	294	H Eastern Ill.	57 67							
333	A Eastern Ky.	80 60	235	H SIUE	77 65							
112	H UT Martin	58 59	216	A Jacksonville St.	56 67							
243	H Southeast Mo. St.	56 54	146	A Tennessee Tech	72 65							
262	H Murray St.	59 56	49	H Belmont	62 80							

Non-Div I Games: Christian Bros. 100 62 Trevecca Nazarene 90 78

Austin Peay

Loss, Non-Conf, S Site, H Home A Away N Neutral



Average RPI Win:	150	WON-LOST	WINNING	LAST 10	STRENGTH OF	OPP. STRENGTH	TEAM	ADJ.	CONF.	ADJ CONF.
Average RPI Loss:	94	RECORD	PCT. RANK	GAMES	SCHEDULE	OF SCHEDULE	RPI	RPI	RPI	RPI
DIV. I ONLY	26- 7	20	0- 1	66	89	27	27	7	7	
DIV. I NON-CONF.	9- 4	74	0- 1	102	131	52	52	7	7	
TOTALS	RPI 1-25	RPI 26-50	W-L RECORDS	RPI 51-100	RPI 101-999	RPI 150+				
26- 7	3- 1	1- 1	OVERALL	6- 3	16- 2	14- 1				
12- 2	1- 0	0- 1	HOME	2- 1	9- 0	7- 0				
9- 5	1- 1	0- 0	AWAY	2- 2	6- 2	6- 1				
5- 0	1- 0	1- 0	NEUTRAL	2- 0	1- 0	1- 0				
9- 4	0- 1	1- 1	NON-CONFERENCE	1- 1	7- 1	6- 1				
4- 1	0- 0	0- 1	HOME	0- 0	4- 0	3- 0				
2- 3	0- 1	0- 0	AWAY	0- 1	2- 1	2- 1				
3- 0	0- 0	1- 0	NEUTRAL	1- 0	1- 0	1- 0				
17- 3	3- 0	0- 0	CONFERENCE	5- 2	9- 1	8- 0				
8- 1	1- 0	0- 0	HOME	2- 1	5- 0	4- 0				
7- 2	1- 0	0- 0	AWAY	2- 1	4- 1	4- 0				
2- 0	1- 0	0- 0	NEUTRAL	1- 0	0- 0	0- 0				

RPI	S	Opponent	Score	RPI	S	Opponent	Score	Team's RPI: 27	RPI	S	Opponent	Score	RPI	S	Opponent	Score
4	A	Stanford	63 72	34	H	California	52 70		56	N	Auburn	73 64	111	A	Loyola Marymount	58 61
13	A	Gonzaga	66 64	47	N	TCU	61 58		63	A	Saint Mary's (CA)	74 73	111	H	Loyola Marymount	55 44
13	H	Gonzaga	70 68						63	H	Saint Mary's (CA)	75 78	129	H	Northern Colo.	70 50
13	N	Gonzaga	82 68						85	A	Pepperdine	65 79	164	A	Santa Clara	54 44
									85	H	Pepperdine	83 58	164	H	Santa Clara	69 64
									85	N	Pepperdine	68 63	169	H	UC Riverside	72 70
									86	A	Utah	67 78	177	A	Utah St.	62 57
									97	A	Pacific	77 74	187	H	Eastern Wash.	80 65
									97	H	Pacific	75 49	192	A	Portland	70 69
													192	H	Portland	79 71
													225	N	California Baptist	76 69
													252	A	San Francisco	67 59
													252	H	San Francisco	82 59
													272	A	San Diego	65 56
													272	H	San Diego	80 68
													275	A	Southern Utah	64 67
													281	H	Colorado St.	51 42
													295	A	Utah Valley	77 51
LAST 12 Division I GAMES:																
4	A	Stanford	63 72	272	H	San Diego	80 68		13	A	Gonzaga	66 64				
56	N	Auburn	73 64	192	A	Portland	70 69		97	H	Pacific	75 49				
85	N	Pepperdine	68 63	63	H	Saint Mary's (CA)	75 78		85	A	Pepperdine	65 79				
13	N	Gonzaga	82 68													
164	H	Santa Clara	69 64													
252	H	San Francisco	82 59													

Non-Div I Games:

BYU

■ Loss, 
■ Non-Conf, S Site, 
■ Home 
■ Away 
N Neutral



Average RPI Win:	167	WON-LOST	WINNING	LAST 10	STRENGTH OF	OPP. STRENGTH	TEAM	ADJ.	CONF.	ADJ CONF.
Average RPI Loss:	105	RECORD	PCT. RANK	GAMES	SCHEDULE	OF SCHEDULE	RPI	RPI	RPI	RPI
DIV. I ONLY	7- 23	305	0- 1	61	86	222	222	8	8	
DIV. I NON-CONF.	4- 7	229	0- 0	117	43	201	201	9	9	
TOTALS	RPI 1-25	RPI 26-50	W-L RECORDS	RPI 51-100	RPI 101-999	RPI 150+				
7- 23	0- 0	0- 8	OVERALL	3- 8	4- 7	3- 6				
5- 9	0- 0	0- 3	HOME	2- 2	3- 4	3- 3				
2- 11	0- 0	0- 4	AWAY	1- 4	1- 3	0- 3				
0- 3	0- 0	0- 1	NEUTRAL	0- 2	0- 0	0- 0				
4- 7	0- 0	0- 2	NON-CONFERENCE	2- 4	2- 1	2- 1				
3- 2	0- 0	0- 0	HOME	1- 1	2- 1	2- 1				
1- 2	0- 0	0- 1	AWAY	1- 1	0- 0	0- 0				
0- 3	0- 0	0- 1	NEUTRAL	0- 2	0- 0	0- 0				
3- 16	0- 0	0- 6	CONFERENCE	1- 4	2- 6	1- 5				
2- 7	0- 0	0- 3	HOME	1- 1	1- 3	1- 2				
1- 9	0- 0	0- 3	AWAY	0- 3	1- 3	0- 3				
0- 0	0- 0	0- 0	NEUTRAL	0- 0	0- 0	0- 0				

RPI 1-25				RPI 26-50				RPI 51-100				RPI 101+				Team's RPI: 222	
RPI	S	Opponent	Score	RPI	S	Opponent	Score	RPI	S	Opponent	Score	RPI	S	Opponent	Score		
				26	A	Buffalo	65 77	59	A	Miami (OH)	57 60	132	A	Northern Ill.	67 64		
				26	H	Buffalo	58 97	65	H	Cincinnati	75 63	132	H	Northern Ill.	83 93		
				31	A	Ohio	62 94	67	A	Butler	47 64	168	A	Akron	61 91		
				31	H	Ohio	75 90	79	A	Western Ky.	86 83	201	A	Eastern Mich.	53 56		
				35	A	Central Mich.	63 81	81	H	Kent St.	48 44	201	H	Eastern Mich.	57 67		
				35	H	Central Mich.	64 81	82	N	Duke	62 79	210	H	Vanderbilt	43 60		
				40	A	Missouri St.	54 74	87	N	Fordham	70 78	223	H	Bowling Green	77 70		
				44	N	Quinnipiac	66 69	90	H	Purdue	38 80	274	A	Western Mich.	54 72		
								99	A	Toledo	63 67	274	H	Western Mich.	62 65		
								99	A	Toledo	58 65	287	H	Cleveland St.	67 62		
								99	H	Toledo	62 63	303	H	Tennessee St.	90 51		
LAST 12 Division I GAMES:																	
				99	A	Toledo	63 67	274	A	Western Mich.	54 72						
				35	A	Central Mich.	63 81	35	H	Central Mich.	64 81						
				44	N	Quinnipiac	66 69	99	H	Toledo	62 63						
				82	N	Duke	62 79	201	A	Eastern Mich.	53 56						
				201	H	Eastern Mich.	57 67	168	A	Akron	61 91						
				132	A	Northern Ill.	67 64	132	H	Northern Ill.	83 93						

Non-Div I Games: Urbana 99 62

Ball St.

■ Loss, 
■ Non-Conf, 
■ S Site, 
■ H Home 
■ A Away 
N Neutral



Average RPI Win: 79		WON-LOST	WINNING	LAST 10	STRENGTH OF		OPP. STRENGTH	TEAM	ADJ.	CONF.	ADJ CONF.
Average RPI Loss: 4		RECORD	PCT. RANK	GAMES	SCHEDULE		OF SCHEDULE	RPI	RPI	RPI	RPI
DIV. I ONLY		37- 1	1	3- 0	2		7	1	1	3	3
DIV. I NON-CONF.		16- 1	2	3- 0	2		4	1	1	3	3
TOTALS		RPI 1-25	RPI 26-50		W-L RECORDS		RPI 51-100	RPI 101-999		RPI 150+	
37- 1		11- 1	8- 0		OVERALL		3- 0	15- 0		5- 0	
17- 0		2- 0	4- 0		HOME		1- 0	10- 0		4- 0	
11- 1		3- 1	3- 0		AWAY		1- 0	4- 0		1- 0	
9- 0		6- 0	1- 0		NEUTRAL		1- 0	1- 0		0- 0	
16- 1		8- 1	1- 0		NON-CONFERENCE		1- 0	6- 0		3- 0	
8- 0		1- 0	1- 0		HOME		0- 0	6- 0		3- 0	
2- 1		2- 1	0- 0		AWAY		0- 0	0- 0		0- 0	
6- 0		5- 0	0- 0		NEUTRAL		1- 0	0- 0		0- 0	
21- 0		3- 0	7- 0		CONFERENCE		2- 0	9- 0		2- 0	
9- 0		1- 0	3- 0		HOME		1- 0	4- 0		1- 0	
9- 0		1- 0	3- 0		AWAY		1- 0	4- 0		1- 0	
3- 0		1- 0	1- 0		NEUTRAL		0- 0	1- 0		0- 0	

RPI	S	Opponent	Score	RPI	S	Opponent	Score	RPI	S	Opponent	Score	RPI	S	Opponent	Score
2	N	Notre Dame	82 81	33	A	Texas	74 68	54	N	Georgetown	67 46	120	H	Abilene Christian	95 38
3	N	Oregon	72 67	33	H	Texas	64 35	83	A	West Virginia	63 57	125	H	Morehead St.	96 58
4	A	Stanford	63 68	34	H	California	102 63	83	H	West Virginia	79 47	137	A	Texas Tech	73 56
6	H	UConn	68 57	36	A	Kansas St.	71 48					137	H	Texas Tech	96 37
7	N	Iowa	85 53	36	H	Kansas St.	65 50					137	N	Texas Tech	100 61
12	A	Iowa St.	73 60	36	N	Kansas St.	88 60					143	A	Oklahoma St.	66 58
12	H	Iowa St.	84 69	47	A	TCU	79 55					143	H	Oklahoma St.	76 44
12	N	Iowa St.	67 49	47	H	TCU	89 71					144	H	Southern U.	94 49
16	A	Arizona St.	65 59									148	A	Kansas	94 68
17	A	South Carolina	94 69									148	H	Kansas	80 40
17	N	South Carolina	93 68									154	A	Oklahoma	74 53
20	N	South Dakota St.	72 66									154	H	Oklahoma	87 53
LAST 12 Division I GAMES:															
		2 N Notre Dame	82 81			12 N Iowa St.	67 49								
		3 N Oregon	72 67			137 N Texas Tech	100 61								
		7 N Iowa	85 53			36 N Kansas St.	88 60								
		17 N South Carolina	93 68			83 A West Virginia	63 57								
		34 H California	102 63			143 H Oklahoma St.	76 44								
		120 H Abilene Christian	95 38			33 H Texas	64 35								

Non-Div I Games:

Baylor



Average RPI Win:	211	WON-LOST	WINNING	LAST 10	STRENGTH OF	OPP. STRENGTH	TEAM	ADJ.	CONF.	ADJ CONF.
Average RPI Loss:	71	RECORD	PCT. RANK	GAMES	SCHEDULE	OF SCHEDULE	RPI	RPI	RPI	RPI
DIV. I ONLY	26- 7	20	0- 1	139	182	49	49	21	21	
DIV. I NON-CONF.	7- 5	128	0- 1	91	28	56	56	22	22	
TOTALS	RPI 1-25	RPI 26-50	W-L RECORDS	RPI 51-100	RPI 101-999	RPI 150+				
26- 7	0- 2	0- 1	OVERALL	2- 2	24- 2	18- 0				
11- 2	0- 0	0- 0	HOME	0- 1	11- 1	9- 0				
12- 5	0- 2	0- 1	AWAY	2- 1	10- 1	8- 0				
3- 0	0- 0	0- 0	NEUTRAL	0- 0	3- 0	1- 0				
7- 5	0- 2	0- 1	NON-CONFERENCE	2- 2	5- 0	5- 0				
3- 1	0- 0	0- 0	HOME	0- 1	3- 0	3- 0				
4- 4	0- 2	0- 1	AWAY	2- 1	2- 0	2- 0				
0- 0	0- 0	0- 0	NEUTRAL	0- 0	0- 0	0- 0				
19- 2	0- 0	0- 0	CONFERENCE	0- 0	19- 2	13- 0				
8- 1	0- 0	0- 0	HOME	0- 0	8- 1	6- 0				
8- 1	0- 0	0- 0	AWAY	0- 0	8- 1	6- 0				
3- 0	0- 0	0- 0	NEUTRAL	0- 0	3- 0	1- 0				

RPI	S	Opponent	Score	RPI	S	Opponent	Score	RPI	S	Opponent	Score	RPI	S	Opponent	Score
9	A	NC State	62 77	45	A	Clemson	62 65	60	A	Middle Tenn.	45 38	112	A	UT Martin	68 71
17	A	South Carolina	52 74					64	A	Wright St.	79 63	112	H	UT Martin	100 86
								69	A	Tennessee	76 84	112	N	UT Martin	59 53
								99	H	Toledo	69 78	125	A	Morehead St.	77 57
												125	H	Morehead St.	77 50
												146	A	Tennessee Tech	99 67
												146	H	Tennessee Tech	72 77
												146	N	Tennessee Tech	62 48
												157	H	Tulsa	78 53
												175	A	Chattanooga	67 51
												196	H	Arkansas St.	74 55
												216	A	Jacksonville St.	64 41
												216	H	Jacksonville St.	66 52
												235	H	SIUE	87 54
												243	A	Southeast Mo. St.	92 86
												243	H	Southeast Mo. St.	91 57
												243	N	Southeast Mo. St.	74 65
												249	A	Northern Ky.	71 53
												261	A	Austin Peay	80 62
												262	A	Murray St.	65 58
												294	H	Eastern Ill.	98 57
												303	A	Tennessee St.	89 65
												303	H	Tennessee St.	80 46
												330	H	Lipscomb	83 43
												333	A	Eastern Ky.	87 52
												333	H	Eastern Ky.	69 43

## LAST 12 Division I GAMES:

17	A	South Carolina	52 74	235	H	SIUE	87 54
146	N	Tennessee Tech	62 48	294	H	Eastern Ill.	98 57
243	N	Southeast Mo. St.	74 65	146	A	Tennessee Tech	99 67
112	N	UT Martin	59 53	303	A	Tennessee St.	89 65
243	A	Southeast Mo. St.	92 86	125	A	Morehead St.	77 57
112	A	UT Martin	68 71	333	A	Eastern Ky.	87 52

Non-Div I Games:

Belmont

■ Loss, 
 ■ Non-Conf, S Site, 
 ■ Home 
 ■ Away 
 N Neutral



Average RPI Win: <b>288</b>	WON-LOST	WINNING	LAST 10	STRENGTH OF	OPP. STRENGTH	TEAM	ADJ.	CONF.	ADJ CONF.
Average RPI Loss: <b>186</b>	RECORD	PCT. RANK	GAMES	SCHEDULE	OF SCHEDULE	RPI	RPI	RPI	RPI
DIV. I ONLY	<b>19- 11</b>	<b>98</b>	<b>0- 1</b>	<b>336</b>	<b>320</b>	<b>188</b>	<b>188</b>	<b>32</b>	<b>32</b>
DIV. I NON-CONF.	<b>5- 6</b>	<b>173</b>	<b>0- 1</b>	<b>278</b>	<b>108</b>	<b>193</b>	<b>193</b>	<b>32</b>	<b>32</b>
TOTALS	RPI 1-25	RPI 26-50	W-L RECORDS	RPI 51-100	RPI 101-999	RPI 150+			
19- 11	0- 1	0- 0	OVERALL	0- 0	19- 10	19- 7			
8- 3	0- 0	0- 0	HOME	0- 0	8- 3	8- 3			
7- 8	0- 1	0- 0	AWAY	0- 0	7- 7	7- 4			
4- 0	0- 0	0- 0	NEUTRAL	0- 0	4- 0	4- 0			
5- 6	0- 1	0- 0	NON-CONFERENCE	0- 0	5- 5	5- 2			
3- 0	0- 0	0- 0	HOME	0- 0	3- 0	3- 0			
1- 6	0- 1	0- 0	AWAY	0- 0	1- 5	1- 2			
1- 0	0- 0	0- 0	NEUTRAL	0- 0	1- 0	1- 0			
14- 5	0- 0	0- 0	CONFERENCE	0- 0	14- 5	14- 5			
5- 3	0- 0	0- 0	HOME	0- 0	5- 3	5- 3			
6- 2	0- 0	0- 0	AWAY	0- 0	6- 2	6- 2			
3- 0	0- 0	0- 0	NEUTRAL	0- 0	3- 0	3- 0			

RPI	S	Opponent	Score	RPI	S	Opponent	Score	RPI	S	Opponent	Score	RPI	S	Opponent	Score	Team's RPI: 188
2	A	Notre Dame	50 <b>92</b>									108	A	Charlotte	69 <b>73</b>	
												114	A	South Fla.	39 <b>88</b>	
												145	A	Georgia St.	57 <b>62</b>	
												181	H	Liberty	81 76	
												198	H	N.C. A&T	48 <b>72</b>	
												205	H	UMES	52 <b>64</b>	
												205	N	UMES	58 47	
												214	A	Florida	53 <b>64</b>	
												227	A	Howard	40 <b>61</b>	
												227	H	Howard	76 63	
												232	A	Jacksonville	58 56	
												234	H	North Florida	76 60	
												251	A	Norfolk St.	50 <b>57</b>	
												251	H	Norfolk St.	65 58	
												251	N	Norfolk St.	57 45	
												285	A	Ga. Southern	76 <b>77</b>	
												292	N	Kennesaw St.	64 61	
												297	A	South Carolina St.	69 64	
												297	H	South Carolina St.	51 <b>57</b>	
												310	A	Morgan St.	73 69	
												313	A	Coppin St.	71 65	
												313	N	Coppin St.	55 49	
												319	H	FIU	68 57	
												335	A	N.C. Central	67 50	
												335	H	N.C. Central	72 54	
												339	H	Delaware St.	67 55	
LAST 12 Division I GAMES:																
2	A	Notre Dame	50 <b>92</b>	346	A	Florida A&M	52 50									
313	N	Coppin St.	55 49	345	A	Savannah St.	68 47									
205	N	UMES	58 47	297	A	South Carolina St.	69 64									
251	N	Norfolk St.	57 45	227	H	Howard	76 63									
346	H	Florida A&M	70 60	251	H	Norfolk St.	65 58									
297	H	South Carolina St.	51 <b>57</b>	198	H	N.C. A&T	48 <b>72</b>									

Non-Div I Games: Flagler 74 59 Edward Waters 73 46

Bethune-Cookman

Loss, Non-Conf, S Site, H Home A Away N Neutral



RPI	S	Opponent	Score	
345	A	Savannah St.	68	47
346	A	Florida A&M	52	50
346	H	Florida A&M	70	60

Bethune-Cookman  
a  
n



Binghamton

Through Games Of April 7, 2019

Average RPI Win:	280	WON-LOST	WINNING	LAST 10	STRENGTH OF	OPP. STRENGTH	TEAM	ADJ.	CONF.	ADJ CONF.
Average RPI Loss:	164	RECORD	PCT. RANK	GAMES	SCHEDULE	OF SCHEDULE	RPI	RPI	RPI	RPI
DIV. I ONLY	10- 18	250	0- 1	220	260	255	255	23	23	
DIV. I NON-CONF.	3- 8	267	0- 0	120	225	250	250	25	25	
TOTALS	RPI 1-25	RPI 26-50	W-L RECORDS	RPI 51-100	RPI 101-999	RPI 150+				
10- 18	0- 2	0- 1	OVERALL	0- 2	10- 13	9- 9				
6- 7	0- 0	0- 0	HOME	0- 1	6- 6	5- 4				
4- 11	0- 2	0- 1	AWAY	0- 1	4- 7	4- 5				
0- 0	0- 0	0- 0	NEUTRAL	0- 0	0- 0	0- 0				
3- 8	0- 2	0- 1	NON-CONFERENCE	0- 0	3- 5	3- 4				
3- 2	0- 0	0- 0	HOME	0- 0	3- 2	3- 1				
0- 6	0- 2	0- 1	AWAY	0- 0	0- 3	0- 3				
0- 0	0- 0	0- 0	NEUTRAL	0- 0	0- 0	0- 0				
7- 10	0- 0	0- 0	CONFERENCE	0- 2	7- 8	6- 5				
3- 5	0- 0	0- 0	HOME	0- 1	3- 4	2- 3				
4- 5	0- 0	0- 0	AWAY	0- 1	4- 4	4- 2				
0- 0	0- 0	0- 0	NEUTRAL	0- 0	0- 0	0- 0				

RPI 1-25				RPI 26-50				RPI 51-100				RPI 101+ Team's RPI: 255			
RPI	S	Opponent	Score	RPI	S	Opponent	Score	RPI	S	Opponent	Score	RPI	S	Opponent	Score
2	A	Notre Dame	53 103	31	A	Ohio	49 86	57	A	Maine	66 95	107	A	Hartford	50 63
10	A	Marquette	40 93					57	H	Maine	60 67	107	H	Hartford	73 62
												130	H	Lehigh	55 65
												140	A	Stony Brook	53 68
												140	H	Stony Brook	56 65
												167	H	Rider	57 62
												200	H	Cornell	72 61
												212	A	Dartmouth	39 63
												236	A	Albany (NY)	56 61
												236	A	Albany (NY)	56 61
												236	H	Albany (NY)	62 71
												270	A	Niagara	72 79
												279	A	Vermont	59 50
												279	H	Vermont	57 58
												288	H	Army West Point	60 47
												305	A	UMBC	58 46
												305	H	UMBC	67 45
												320	A	New Hampshire	71 62
												320	H	New Hampshire	53 54
												322	A	Lafayette	50 59
												327	A	UMass Lowell	70 50
												327	H	UMass Lowell	58 53
												344	H	Fairleigh Dickinson	73 54
LAST 12 Division I GAMES:															
236	A	Albany (NY)	56 61	320	H	New Hampshire	53 54	140	A	Stony Brook	53 68				
57	H	Maine	60 67	236	H	Albany (NY)	62 71	107	H	Hartford	73 62				
107	A	Hartford	50 63	57	A	Maine	66 95	327	A	UMass Lowell	70 50				
279	A	Vermont	59 50	327	H	UMass Lowell	58 53								
327	H	UMass Lowell	58 53												
305	A	UMBC	58 46												

Non-Div I Games: Charleston (WV) 69 62 Caldwell 73 54

Binghamton

Loss, Non-Conf, S Site, H Home A Away N Neutral



Average RPI Win:	193	WON-LOST	WINNING	LAST 10	STRENGTH OF	OPP. STRENGTH	TEAM	ADJ.	CONF.	ADJ CONF.
Average RPI Loss:	81	RECORD	PCT. RANK	GAMES	SCHEDULE	OF SCHEDULE	RPI	RPI	RPI	RPI
DIV. I ONLY	26- 5	11	0- 1	182	99	39	39	15	15	
DIV. I NON-CONF.	7- 3	72	0- 1	140	16	60	60	14	14	
TOTALS	RPI 1-25	RPI 26-50	W-L RECORDS	RPI 51-100	RPI 101-999	RPI 150+				
26- 5	0- 2	0- 0	OVERALL	5- 1	21- 2	17- 2				
12- 1	0- 1	0- 0	HOME	2- 0	10- 0	9- 0				
8- 4	0- 1	0- 0	AWAY	0- 1	8- 2	6- 2				
6- 0	0- 0	0- 0	NEUTRAL	3- 0	3- 0	2- 0				
7- 3	0- 2	0- 0	NON-CONFERENCE	2- 0	5- 1	4- 1				
3- 1	0- 1	0- 0	HOME	0- 0	3- 0	3- 0				
1- 2	0- 1	0- 0	AWAY	0- 0	1- 1	0- 1				
3- 0	0- 0	0- 0	NEUTRAL	2- 0	1- 0	1- 0				
19- 2	0- 0	0- 0	CONFERENCE	3- 1	16- 1	13- 1				
9- 0	0- 0	0- 0	HOME	2- 0	7- 0	6- 0				
7- 2	0- 0	0- 0	AWAY	0- 1	7- 1	6- 1				
3- 0	0- 0	0- 0	NEUTRAL	1- 0	2- 0	1- 0				

RPI	S	Opponent	Score	RPI	S	Opponent	Score	Team's RPI: 39	RPI	S	Opponent	Score	RPI	S	Opponent	Score
5	H	Louisville	55 74						53	A	Wyoming	52 64	127	A	Fresno St.	72 60
19	A	Oregon St.	75 80						53	H	Wyoming	72 64	127	H	Fresno St.	83 76
									53	N	Wyoming	68 51	127	N	Fresno St.	89 77
									76	H	New Mexico	70 66	133	A	Washington	73 69
									80	N	Idaho	91 85	151	H	CSUN	74 63
									96	N	UNI	61 60	152	A	Washington St.	71 95
													177	A	Utah St.	68 81
													187	H	Eastern Wash.	67 55
													199	N	Saint Francis (PA)	78 64
													207	A	San Diego St.	69 66
													207	H	San Diego St.	91 67
													208	A	UNLV	64 57
													208	H	UNLV	53 38
													246	A	Nevada	75 74
													246	H	Nevada	80 65
													246	N	Nevada	72 67
													275	H	Southern Utah	88 53
													281	A	Colorado St.	72 63
													281	H	Colorado St.	70 57
													298	A	Air Force	80 60
													298	H	Air Force	79 48
													299	A	San Jose St.	83 69
													299	H	San Jose St.	99 68
LAST 12 Division I GAMES:																
19	A	Oregon St.	75 80	76	H	New Mexico	70 66		208	H	UNLV	53 38				
127	N	Fresno St.	89 77	281	A	Colorado St.	72 63		177	A	Utah St.	68 81				
53	N	Wyoming	68 51	207	H	San Diego St.	91 67		127	H	Fresno St.	83 76				
246	N	Nevada	72 67													
133	A	Washington	73 69													
298	A	Air Force	80 60													

Non-Div I Games: Southern Ore. 91 46 Northwest Chrst. 93 26

Boise St.



Average RPI Win:	201	WON-LOST	WINNING	LAST 10	STRENGTH OF	OPP. STRENGTH	TEAM	ADJ.	CONF.	ADJ CONF.
Average RPI Loss:	46	RECORD	PCT. RANK	GAMES	SCHEDULE	OF SCHEDULE	RPI	RPI	RPI	RPI
DIV. I ONLY	14- 16	191	0- 1	72	38	134	134	1	1	
DIV. I NON-CONF.	11- 2	26	0- 0	249	302	118	118	2	2	
TOTALS	RPI 1-25	RPI 26-50	W-L RECORDS	RPI 51-100	RPI 101-999	RPI 150+				
14- 16	0- 8	0- 2	OVERALL	1- 2	13- 4	10- 0				
8- 9	0- 4	0- 1	HOME	1- 2	7- 2	7- 0				
4- 6	0- 4	0- 1	AWAY	0- 0	4- 1	1- 0				
2- 1	0- 0	0- 0	NEUTRAL	0- 0	2- 1	2- 0				
11- 2	0- 0	0- 0	NON-CONFERENCE	0- 0	11- 2	10- 0				
7- 2	0- 0	0- 0	HOME	0- 0	7- 2	7- 0				
2- 0	0- 0	0- 0	AWAY	0- 0	2- 0	1- 0				
2- 0	0- 0	0- 0	NEUTRAL	0- 0	2- 0	2- 0				
3- 14	0- 8	0- 2	CONFERENCE	1- 2	2- 2	0- 0				
1- 7	0- 4	0- 1	HOME	1- 2	0- 0	0- 0				
2- 6	0- 4	0- 1	AWAY	0- 0	2- 1	0- 0				
0- 1	0- 0	0- 0	NEUTRAL	0- 0	0- 1	0- 0				

RPI	S	Opponent	Score	RPI	S	Opponent	Score	RPI	S	Opponent	Score	RPI	S	Opponent	Score	Team's RPI: 134
2	A	Notre Dame	63 92	45	H	Clemson	58 91	66	H	Virginia Tech	86 95	102	A	Virginia	77 79	
2	H	Notre Dame	47 97	46	A	North Carolina	78 93	73	H	Georgia Tech	76 81	102	N	Virginia	61 77	
5	A	Louisville	51 87					82	H	Duke	92 90	103	H	Minnesota	69 77	
9	H	NC State	69 85									116	H	Providence	57 61	
11	A	Syracuse	69 96									117	A	Houston	64 57	
11	H	Syracuse	59 76									128	A	Pittsburgh	59 55	
21	H	Florida St.	71 91									149	A	Wake Forest	65 64	
25	A	Miami (FL)	73 76									167	N	Rider	112 61	
												176	H	Holy Cross	89 63	
												178	H	Boston U.	78 51	
												179	H	Campbell	76 56	
												212	H	Dartmouth	99 68	
												254	H	Columbia	74 60	
												260	A	Rhode Island	88 64	
												265	N	Loyola Maryland	73 47	
												293	H	Bryant	83 46	
												347	H	Saint Peter's	89 57	
LAST 12 Division I GAMES:																
102	N	Virginia	61 77	2	H	Notre Dame	47 97									
167	N	Rider	112 61	11	A	Syracuse	69 96									
11	H	Syracuse	59 76	102	A	Virginia	77 79									
5	A	Louisville	51 87	66	H	Virginia Tech	86 95									
46	A	North Carolina	78 93	82	H	Duke	92 90									
45	H	Clemson	58 91	25	A	Miami (FL)	73 76									

Non-Div I Games:

Boston College

■ Loss, 
■ Non-Conf, S Site, 
■ Home 
■ Away 
N Neutral



Average RPI Win:	240	WON-LOST	WINNING	LAST 10	STRENGTH OF	OPP. STRENGTH	TEAM	ADJ.	CONF.	ADJ CONF.
Average RPI Loss:	151	RECORD	PCT. RANK	GAMES	SCHEDULE	OF SCHEDULE	RPI	RPI	RPI	RPI
DIV. I ONLY	15- 14	153	0- 1	209	237	178	178	18	18	
DIV. I NON-CONF.	4- 6	209	0- 0	242	232	234	234	21	21	
TOTALS	RPI 1-25	RPI 26-50	W-L RECORDS	RPI 51-100	RPI 101-999	RPI 150+				
15- 14	0- 0	1- 1	OVERALL	0- 3	14- 10	11- 7				
8- 6	0- 0	0- 1	HOME	0- 1	8- 4	6- 4				
7- 8	0- 0	1- 0	AWAY	0- 2	6- 6	5- 3				
0- 0	0- 0	0- 0	NEUTRAL	0- 0	0- 0	0- 0				
4- 6	0- 0	0- 0	NON-CONFERENCE	0- 1	4- 5	3- 2				
4- 0	0- 0	0- 0	HOME	0- 0	4- 0	3- 0				
0- 6	0- 0	0- 0	AWAY	0- 1	0- 5	0- 2				
0- 0	0- 0	0- 0	NEUTRAL	0- 0	0- 0	0- 0				
11- 8	0- 0	1- 1	CONFERENCE	0- 2	10- 5	8- 5				
4- 6	0- 0	0- 1	HOME	0- 1	4- 4	3- 4				
7- 2	0- 0	1- 0	AWAY	0- 1	6- 1	5- 1				
0- 0	0- 0	0- 0	NEUTRAL	0- 0	0- 0	0- 0				

RPI 1-25				RPI 26-50				RPI 51-100				RPI 101+				Team's RPI: 178	
RPI	S	Opponent	Score	RPI	S	Opponent	Score	RPI	S	Opponent	Score	RPI	S	Opponent	Score		
				43	A	Bucknell	70 62	75	A	American	48 50	101	A	Northeastern	51 81		
				43	H	Bucknell	58 62	75	H	American	51 64	121	A	Marist	57 68		
								98	A	Harvard	47 67	130	A	Lehigh	52 48		
												130	H	Lehigh	58 45		
												134	A	Boston College	51 78		
												142	H	Delaware	72 61		
												176	A	Holy Cross	69 75		
												176	H	Holy Cross	70 72		
												176	H	Holy Cross	61 64		
												209	A	Massachusetts	55 66		
												212	A	Dartmouth	44 64		
												250	A	Colgate	61 53		
												250	H	Colgate	72 81		
												259	A	Navy	49 35		
												259	H	Navy	66 55		
												265	A	Loyola Maryland	64 62		
												265	H	Loyola Maryland	55 59		
												284	H	Brown	72 51		
												288	A	Army West Point	67 42		
												288	H	Army West Point	63 51		
												293	H	Bryant	67 65		
												320	H	New Hampshire	60 39		
												322	A	Lafayette	47 44		
												322	H	Lafayette	50 49		
LAST 12 Division I GAMES:																	
				176	H	Holy Cross	70 72	176	H	Holy Cross	61 64						
				265	H	Loyola Maryland	55 59	250	A	Colgate	61 53						
				288	A	Army West Point	67 42	130	A	Lehigh	52 48						
				322	H	Lafayette	50 49	43	H	Bucknell	58 62						
				259	H	Navy	66 55	322	A	Lafayette	47 44						
				75	A	American	48 50	259	A	Navy	49 35						

Non-Div I Games:

Boston U.

■ Loss, 
 ■ Non-Conf, S Site, 
 ■ Home 
 ■ Away 
 N Neutral



## Bowling Green

Through Games Of April 7, 2019

Average RPI Win:	206	WON-LOST	WINNING	LAST 10	STRENGTH OF	OPP. STRENGTH	TEAM	ADJ.	CONF.	ADJ CONF.
Average RPI Loss:	117	RECORD	PCT. RANK	GAMES	SCHEDULE	OF SCHEDULE	RPI	RPI	RPI	RPI
DIV. I ONLY	8- 21	285	0- 1	83	130	223	223	8	8	
DIV. I NON-CONF.	6- 4	116	0- 0	245	327	160	160	9	9	
TOTALS	RPI 1-25	RPI 26-50	W-L RECORDS	RPI 51-100	RPI 101-999	RPI 150+				
8- 21	0- 0	1- 5	OVERALL	1- 6	6- 10	6- 7				
6- 7	0- 0	1- 2	HOME	1- 2	4- 3	4- 2				
2- 13	0- 0	0- 3	AWAY	0- 4	2- 6	2- 5				
0- 1	0- 0	0- 0	NEUTRAL	0- 0	0- 1	0- 0				
6- 4	0- 0	0- 1	NON-CONFERENCE	0- 0	6- 3	6- 2				
4- 0	0- 0	0- 0	HOME	0- 0	4- 0	4- 0				
2- 3	0- 0	0- 1	AWAY	0- 0	2- 2	2- 2				
0- 1	0- 0	0- 0	NEUTRAL	0- 0	0- 1	0- 0				
2- 17	0- 0	1- 4	CONFERENCE	1- 6	0- 7	0- 5				
2- 7	0- 0	1- 2	HOME	1- 2	0- 3	0- 2				
0- 10	0- 0	0- 2	AWAY	0- 4	0- 4	0- 3				
0- 0	0- 0	0- 0	NEUTRAL	0- 0	0- 0	0- 0				

RPI 1-25			RPI 26-50			RPI 51-100			RPI 101+ Team's RPI: 223		
RPI	S	Opponent	Score	RPI	S	Opponent	Score	RPI	S	Opponent	Score
				26	A	Buffalo	61 75	59	A	Miami (OH)	62 75
				26	H	Buffalo	78 72	59	H	Miami (OH)	75 82
				31	A	Ohio	68 76	81	A	Kent St.	73 77
				31	H	Ohio	79 82	81	A	Kent St.	62 86
				35	H	Central Mich.	54 92	81	H	Kent St.	62 49
				38	A	Michigan St.	69 99	99	A	Toledo	56 76
								99	H	Toledo	65 79

Non-Div I Games: Davis &amp; Elkins 63 28

Bowling Green

■ Loss, 
 ■ Non-Conf, 
 ■ S Site, 
 ■ Home 
 ■ A Away 
 N Neutral



Average RPI Win:	257	WON-LOST	WINNING	LAST 10	STRENGTH OF	OPP. STRENGTH	TEAM	ADJ.	CONF.	ADJ CONF.
Average RPI Loss:	101	RECORD	PCT. RANK	GAMES	SCHEDULE	OF SCHEDULE	RPI	RPI	RPI	RPI
DIV. I ONLY	19- 10	85	0- 1	303	178	155	155	14	14	
DIV. I NON-CONF.	9- 1	14	0- 0	350	267	159	159	15	15	
TOTALS	RPI 1-25	RPI 26-50	W-L RECORDS	RPI 51-100	RPI 101-999	RPI 150+				
19- 10	0- 2	0- 2	OVERALL	0- 3	19- 3	16- 2				
11- 3	0- 1	0- 1	HOME	0- 1	11- 0	10- 0				
7- 6	0- 1	0- 1	AWAY	0- 2	7- 2	6- 2				
1- 1	0- 0	0- 0	NEUTRAL	0- 0	1- 1	0- 0				
9- 1	0- 0	0- 0	NON-CONFERENCE	0- 1	9- 0	8- 0				
5- 0	0- 0	0- 0	HOME	0- 0	5- 0	5- 0				
3- 1	0- 0	0- 0	AWAY	0- 1	3- 0	3- 0				
1- 0	0- 0	0- 0	NEUTRAL	0- 0	1- 0	0- 0				
10- 9	0- 2	0- 2	CONFERENCE	0- 2	10- 3	8- 2				
6- 3	0- 1	0- 1	HOME	0- 1	6- 0	5- 0				
4- 5	0- 1	0- 1	AWAY	0- 1	4- 2	3- 2				
0- 1	0- 0	0- 0	NEUTRAL	0- 0	0- 1	0- 0				

RPI 1-25				RPI 26-50				RPI 51-100				RPI 101+ Team's RPI: 155			
RPI	S	Opponent	Score	RPI	S	Opponent	Score	RPI	S	Opponent	Score	RPI	S	Opponent	Score
24	A	Drake	63 95	40	A	Missouri St.	60 82	90	A	Purdue	61 74	135	A	Illinois St.	79 68
24	H	Drake	63 92	40	H	Missouri St.	56 68	96	A	UNI	57 61	135	H	Illinois St.	75 65
								96	H	UNI	78 81	135	N	Illinois St.	55 61
												142	N	Delaware	59 47
												156	A	Southern Ill.	55 62
												156	H	Southern Ill.	58 53
												241	H	Western Ill.	82 68
												243	H	Southeast Mo. St.	85 79
												247	A	Indiana St.	61 45
												247	H	Indiana St.	81 80
												253	A	Loyola Chicago	69 56
												253	H	Loyola Chicago	71 59
												287	A	Cleveland St.	67 65
												294	H	Eastern Ill.	67 64
												304	A	Valparaiso	73 76
												304	H	Valparaiso	87 76
												307	A	Fla. Atlantic	80 59
												311	H	Oakland	73 64
												326	A	Omaha	80 60
												331	A	Evansville	75 68
												331	H	Evansville	81 63
												348	H	Chicago St.	89 59
LAST 12 Division I GAMES:															
135	N	Illinois St.	55 61	135	H	Illinois St.	75 65	40	A	Missouri St.	60 82	156	A	Southern Ill.	55 62
307	A	Fla. Atlantic	80 59	24	A	Drake	63 95	331	H	Evansville	81 63	247	H	Indiana St.	81 80
96	A	UNI	57 61	253	H	Loyola Chicago	71 59	253	A	Loyola Chicago	69 56				
304	H	Valparaiso	87 76												

Non-Div I Games: Rockhurst 83 40

Bradley

■ Loss, 
 ■ Non-Conf, S Site, 
 ■ Home 
 ■ Away 
 N Neutral



Average RPI Win: <b>270</b>	WON-LOST	WINNING	LAST 10	STRENGTH OF	OPP. STRENGTH	TEAM	ADJ.	CONF.	ADJ CONF.
Average RPI Loss: <b>147</b>	RECORD	PCT. RANK	GAMES	SCHEDULE	OF SCHEDULE	RPI	RPI	RPI	RPI
DIV. I ONLY	7- 21	300	0- 1	200	210	284	284	11	11
DIV. I NON-CONF.	6- 8	194	0- 1	270	313	230	230	11	11
TOTALS	RPI 1-25	RPI 26-50	W-L RECORDS	RPI 51-100	RPI 101-999	RPI 150+			
7- 21	0- 0	0- 4	OVERALL	0- 5	7- 12	6- 10			
4- 8	0- 0	0- 2	HOME	0- 2	4- 4	3- 4			
2- 13	0- 0	0- 2	AWAY	0- 3	2- 8	2- 6			
1- 0	0- 0	0- 0	NEUTRAL	0- 0	1- 0	1- 0			
6- 8	0- 0	0- 2	NON-CONFERENCE	0- 1	6- 5	6- 4			
3- 2	0- 0	0- 1	HOME	0- 0	3- 1	3- 1			
2- 6	0- 0	0- 1	AWAY	0- 1	2- 4	2- 3			
1- 0	0- 0	0- 0	NEUTRAL	0- 0	1- 0	1- 0			
1- 13	0- 0	0- 2	CONFERENCE	0- 4	1- 7	0- 6			
1- 6	0- 0	0- 1	HOME	0- 2	1- 3	0- 3			
0- 7	0- 0	0- 1	AWAY	0- 2	0- 4	0- 3			
0- 0	0- 0	0- 0	NEUTRAL	0- 0	0- 0	0- 0			

RPI S	Opponent	Score	RPI S	Opponent	Score	RPI S	Opponent	Score	RPI S	Opponent	Score	Team's RPI: 284
32	A Rutgers	52 73	57	A Maine	96 102	132	A Northern Ill.	102 109				
43	H Bucknell	78 91	58	A Penn	43 83	141	A Yale	72 84				
50	A Princeton	74 93	58	H Penn	53 75	141	H Yale	86 71				
50	H Princeton	68 88	98	A Harvard	55 98	176	A Holy Cross	89 85				
			98	H Harvard	83 100	178	A Boston U.	51 72				
						200	A Cornell	48 66				
						200	H Cornell	53 65				
						209	H Massachusetts	61 90				
						212	A Dartmouth	43 78				
						212	H Dartmouth	61 81				
						254	A Columbia	62 93				
						254	H Columbia	81 83				
						260	A Rhode Island	67 72				
						283	H Fairfield	68 49				
						293	A Bryant	57 75				
						293	N Bryant	84 68				
						320	H New Hampshire	76 70				
						328	H Central Conn. St.	68 63				
						348	A Chicago St.	90 65				
LAST 12 Division I GAMES:												
260	A Rhode Island	67 72	98	A Harvard	55 98							
58	H Penn	53 75	254	H Columbia	81 83							
50	H Princeton	68 88	200	H Cornell	53 65							
200	A Cornell	48 66	50	A Princeton	74 93							
254	A Columbia	62 93	58	A Penn	43 83							
212	A Dartmouth	43 78	98	H Harvard	83 100							

Non-Div I Games: Johnson &amp; Wales (RI78 46 Adelphi 75 62

Brown

Loss, Non-Conf, S Site, H Home A Away N Neutral



[illegible]

**Non-Div I Games:**



B  
r  
y  
a  
n  
t

RPI S Opponent Score

Bryant

Through Games Of April 7, 2019

RPI	S	Opponent	Score	
351	A	LIU Brooklyn	69	54
351	H	LIU Brooklyn	69	62

B  
r  
y  
a  
n  
t

Bryant



## Bucknell

Through Games Of April 7, 2019

Average RPI Win:	213	WON-LOST	WINNING	LAST 10	STRENGTH OF	OPP. STRENGTH	TEAM	ADJ.	CONF.	ADJ CONF.
Average RPI Loss:	78	RECORD	PCT. RANK	GAMES	SCHEDULE	OF SCHEDULE	RPI	RPI	RPI	RPI
DIV. I ONLY	28- 6	15	0- 1	138	191	43	43	18	18	
DIV. I NON-CONF.	9- 4	74	0- 1	101	130	42	42	21	21	
TOTALS	RPI 1-25	RPI 26-50	W-L RECORDS	RPI 51-100	RPI 101-999	RPI 150+				
28- 6	0- 3	1- 0	OVERALL	3- 1	24- 2	21- 2				
15- 1	0- 0	1- 0	HOME	2- 0	12- 1	10- 1				
11- 4	0- 2	0- 0	AWAY	1- 1	10- 1	9- 1				
2- 1	0- 1	0- 0	NEUTRAL	0- 0	2- 0	2- 0				
9- 4	0- 3	1- 0	NON-CONFERENCE	0- 1	8- 0	7- 0				
4- 0	0- 0	1- 0	HOME	0- 0	3- 0	2- 0				
3- 3	0- 2	0- 0	AWAY	0- 1	3- 0	3- 0				
2- 1	0- 1	0- 0	NEUTRAL	0- 0	2- 0	2- 0				
19- 2	0- 0	0- 0	CONFERENCE	3- 0	16- 2	14- 2				
11- 1	0- 0	0- 0	HOME	2- 0	9- 1	8- 1				
8- 1	0- 0	0- 0	AWAY	1- 0	7- 1	6- 1				
0- 0	0- 0	0- 0	NEUTRAL	0- 0	0- 0	0- 0				

RPI S	Opponent	Score	RPI S	Opponent	Score	Team's RPI: 43	RPI S	Opponent	Score	RPI S	Opponent	Score
11 A	Syracuse	56 70	44 H	Quinnipiac	75 58		70 A	Drexel	42 64	123 H	Youngstown St.	73 68
12 A	Iowa St.	61 86					75 A	American	65 64	130 A	Lehigh	73 68
21 N	Florida St.	67 70					75 H	American	66 54	130 H	Lehigh	71 53
							75 H	American	71 56	167 H	Rider	80 59
										176 A	Holy Cross	60 61
										176 H	Holy Cross	75 71
										176 H	Holy Cross	66 31
										178 A	Boston U.	62 58
										178 H	Boston U.	62 70
										209 N	Massachusetts	77 58
										215 A	Monmouth	70 32
										250 A	Colgate	90 62
										250 H	Colgate	76 58
										259 A	Navy	77 43
										259 H	Navy	90 48
										263 A	St. Bonaventure	77 46
										265 A	Loyola Maryland	75 57
										265 H	Loyola Maryland	88 63
										265 H	Loyola Maryland	87 55
										283 N	Fairfield	77 54
										284 A	Brown	91 78
										288 A	Army West Point	66 52
										288 H	Army West Point	84 66
										322 A	Lafayette	56 47
										322 H	Lafayette	75 43
										324 H	Iona	81 43
LAST 12 Division I GAMES:												
21 N	Florida St.	67 70	259 H	Navy	90 48		176 A	Holy Cross	60 61			
265 H	Loyola Maryland	88 63	265 H	Loyola Maryland	87 55		250 H	Colgate	76 58			
176 H	Holy Cross	66 31	130 A	Lehigh	73 68		322 H	Lafayette	75 43			
75 H	American	66 54	322 H	Lafayette	75 43							
288 H	Army West Point	84 66										
75 A	American	65 64										

Non-Div I Games:

Bucknell

■ Loss, 
 ■ Non-Conf, S Site, 
 ■ Home 
 ■ Away 
 N Neutral



Average RPI Win:	150	WON-LOST	WINNING	LAST 10	STRENGTH OF	OPP. STRENGTH	TEAM	ADJ.	CONF.	ADJ CONF.
Average RPI Loss:	71	RECORD	PCT. RANK	GAMES	SCHEDULE	OF SCHEDULE	RPI	RPI	RPI	RPI
DIV. I ONLY	24- 10	54	0- 1	34	81	26	26	8	8	
DIV. I NON-CONF.	9- 4	74	0- 1	50	58	27	27	9	9	
TOTALS	RPI 1-25	RPI 26-50	W-L RECORDS	RPI 51-100	RPI 101-999	RPI 150+				
24- 10	1- 3	4- 3	OVERALL	6- 1	13- 3	12- 2				
9- 3	0- 1	0- 2	HOME	3- 0	6- 0	5- 0				
9- 7	0- 2	1- 1	AWAY	1- 1	7- 3	7- 2				
6- 0	1- 0	3- 0	NEUTRAL	2- 0	0- 0	0- 0				
9- 4	1- 3	1- 0	NON-CONFERENCE	1- 0	6- 1	6- 0				
2- 1	0- 1	0- 0	HOME	0- 0	2- 0	2- 0				
4- 3	0- 2	0- 0	AWAY	0- 0	4- 1	4- 0				
3- 0	1- 0	1- 0	NEUTRAL	1- 0	0- 0	0- 0				
15- 6	0- 0	3- 3	CONFERENCE	5- 1	7- 2	6- 2				
7- 2	0- 0	0- 2	HOME	3- 0	4- 0	3- 0				
5- 4	0- 0	1- 1	AWAY	1- 1	3- 2	3- 2				
3- 0	0- 0	2- 0	NEUTRAL	1- 0	0- 0	0- 0				

RPI 1-25				RPI 26-50				Team's RPI: 26				RPI 51-100				RPI 101+			
RPI	S	Opponent	Score	RPI	S	Opponent	Score	RPI	S	Opponent	Score	RPI	S	Opponent	Score	RPI	S	Opponent	Score
3	A	Oregon	82 102	31	A	Ohio	73 43	54	N	Georgetown	73 64	122	A	Dayton	59 72				
4	H	Stanford	55 62	31	H	Ohio	71 74	59	A	Miami (OH)	66 59	132	H	Northern Ill.	93 64				
6	A	UConn	72 84	31	N	Ohio	77 61	59	H	Miami (OH)	86 61	168	A	Akron	59 70				
20	N	South Dakota St.	61 55	32	N	Rutgers	82 71	81	A	Kent St.	53 62	168	H	Akron	91 72				
				35	A	Central Mich.	65 76	81	H	Kent St.	75 66	201	A	Eastern Mich.	91 84				
				35	H	Central Mich.	95 100	81	N	Kent St.	85 52	205	A	UMES	69 63				
				35	N	Central Mich.	82 77	99	H	Toledo	73 63	212	A	Dartmouth	75 69				
												222	A	Ball St.	97 58				
												222	H	Ball St.	77 65				
												223	A	Bowling Green	72 78				
												223	H	Bowling Green	75 61				
												263	H	St. Bonaventure	90 43				
												270	H	Niagara	88 61				
												274	A	Western Mich.	61 59				
												286	A	Canisius	84 66				
												328	A	Central Conn. St.	82 69				
LAST 12 Division I GAMES:																			
6	A	UConn	72 84	223	H	Bowling Green	75 61												
32	N	Rutgers	82 71	59	H	Miami (OH)	86 61												
35	N	Central Mich.	82 77	31	A	Ohio	73 43												
31	N	Ohio	77 61	168	A	Akron	59 70												
81	N	Kent St.	85 52	35	H	Central Mich.	95 100												
81	A	Kent St.	53 62	223	A	Bowling Green	72 78												

Non-Div I Games:

Buffalo

■ Loss, 
 ■ Non-Conf, 
 ■ S Site, 
 ■ Home 
 ■ A Away 
 N Neutral



Average RPI Win:	154	WON-LOST	WINNING	LAST 10	STRENGTH OF	OPP. STRENGTH	TEAM	ADJ.	CONF.	ADJ CONF.
Average RPI Loss:	68	RECORD	PCT. RANK	GAMES	SCHEDULE	OF SCHEDULE	RPI	RPI	RPI	RPI
DIV. I ONLY	23- 10	58	0- 1	107	68	67	67	6	6	
DIV. I NON-CONF.	12- 2	22	0- 1	230	153	51	51	4	4	
TOTALS	RPI 1-25	RPI 26-50	W-L RECORDS	RPI 51-100	RPI 101-999	RPI 150+				
23- 10	1- 3	0- 1	OVERALL	6- 3	16- 3	10- 0				
14- 4	0- 2	0- 0	HOME	3- 1	11- 1	7- 0				
7- 5	1- 1	0- 1	AWAY	3- 1	3- 2	2- 0				
2- 1	0- 0	0- 0	NEUTRAL	0- 1	2- 0	1- 0				
12- 2	0- 0	0- 1	NON-CONFERENCE	1- 1	11- 0	8- 0				
9- 0	0- 0	0- 0	HOME	1- 0	8- 0	6- 0				
1- 2	0- 0	0- 1	AWAY	0- 1	1- 0	1- 0				
2- 0	0- 0	0- 0	NEUTRAL	0- 0	2- 0	1- 0				
11- 8	1- 3	0- 0	CONFERENCE	5- 2	5- 3	2- 0				
5- 4	0- 2	0- 0	HOME	2- 1	3- 1	1- 0				
6- 3	1- 1	0- 0	AWAY	3- 0	2- 2	1- 0				
0- 1	0- 0	0- 0	NEUTRAL	0- 1	0- 0	0- 0				

RPI 1-25				RPI 26-50				RPI 51-100				Team's RPI: 67	RPI 101+			
RPI	S	Opponent	Score	RPI	S	Opponent	Score	RPI	S	Opponent	Score		RPI	S	Opponent	Score
10	A	Marquette	61 57	41	A	Indiana	46 66	54	A	Georgetown	59 50		101	H	Northeastern	89 72
10	H	Marquette	58 87					54	H	Georgetown	42 72		106	N	Ohio St.	66 53
23	A	DePaul	62 76					55	A	Villanova	63 55		116	A	Providence	68 74
23	H	DePaul	78 86					55	H	Villanova	62 60		116	H	Providence	63 66
								65	A	Cincinnati	65 72		119	A	St. John's (NY)	73 68
								81	H	Kent St.	70 52		119	H	St. John's (NY)	66 45
								95	A	Creighton	75 43		135	H	Illinois St.	58 56
								95	H	Creighton	66 46		139	A	Seton Hall	62 83
								95	N	Creighton	51 60		139	H	Seton Hall	62 59
													168	A	Akron	63 47
													201	N	Eastern Mich.	73 63
													211	A	Xavier	63 41
													211	H	Xavier	63 38
													222	H	Ball St.	64 47
													241	H	Western Ill.	92 51
													247	H	Indiana St.	72 49
													262	H	Murray St.	86 65
													294	H	Eastern Ill.	72 37
													327	H	UMass Lowell	89 36
LAST 12 Division I GAMES:																
65	A	Cincinnati	65 72	23	A	DePaul	62 76									
81	H	Kent St.	70 52	10	A	Marquette	61 57									
101	H	Northeastern	89 72	116	H	Providence	63 66									
95	N	Creighton	51 60	95	H	Creighton	66 46									
55	H	Villanova	62 60	211	H	Xavier	63 38									
54	H	Georgetown	42 72	139	A	Seton Hall	62 83									

Non-Div I Games:

Butler

■ Loss, 
■ Non-Conf, 
■ S Site, 
■ H Home 
■ A Away 
N Neutral



CSU Bakersfield

Through Games Of April 7, 2019

Average RPI Win:	283	WON-LOST	WINNING	LAST 10	STRENGTH OF	OPP. STRENGTH	TEAM	ADJ.	CONF.	ADJ CONF.
Average RPI Loss:	215	RECORD	PCT. RANK	GAMES	SCHEDULE	OF SCHEDULE	RPI	RPI	RPI	RPI
DIV. I ONLY	12- 17	222	1- 0	329	328	276	276	31	31	
DIV. I NON-CONF.	2- 9	296	0- 0	276	260	302	302	30	30	
TOTALS	RPI 1-25	RPI 26-50	W-L RECORDS	RPI 51-100	RPI 101-999	RPI 150+				
12- 17	0- 1	0- 0	OVERALL	1- 0	11- 16	11- 14				
6- 4	0- 0	0- 0	HOME	1- 0	5- 4	5- 3				
5- 12	0- 1	0- 0	AWAY	0- 0	5- 11	5- 10				
1- 1	0- 0	0- 0	NEUTRAL	0- 0	1- 1	1- 1				
2- 9	0- 1	0- 0	NON-CONFERENCE	1- 0	1- 8	1- 8				
1- 1	0- 0	0- 0	HOME	1- 0	0- 1	0- 1				
1- 8	0- 1	0- 0	AWAY	0- 0	1- 7	1- 7				
0- 0	0- 0	0- 0	NEUTRAL	0- 0	0- 0	0- 0				
10- 8	0- 0	0- 0	CONFERENCE	0- 0	10- 8	10- 6				
5- 3	0- 0	0- 0	HOME	0- 0	5- 3	5- 2				
4- 4	0- 0	0- 0	AWAY	0- 0	4- 4	4- 3				
1- 1	0- 0	0- 0	NEUTRAL	0- 0	1- 1	1- 1				

RPI 1-25				RPI 26-50				RPI 51-100				RPI 101+ Team's RPI: 276			
RPI	S	Opponent	Score	RPI	S	Opponent	Score	RPI	S	Opponent	Score	RPI	S	Opponent	Score
19	A	Oregon St.	52 92					64	H	Wright St.	76 74	124	A	New Mexico St.	48 61
												124	H	New Mexico St.	59 61
												160	A	North Texas	59 71
												169	H	UC Riverside	67 79
												174	A	UC Irvine	78 85
												218	A	UTRGV	56 64
												218	H	UTRGV	68 63
												218	N	UTRGV	58 69
												225	A	California Baptist	43 67
												225	H	California Baptist	45 68
												229	A	SMU	43 49
												231	A	UMKC	67 57
												231	H	UMKC	85 71
												257	A	UTEP	47 53
												264	A	Cal St. Fullerton	56 64
												291	A	UC Santa Barbara	56 48
												295	A	Utah Valley	70 78
												295	H	Utah Valley	92 73
												299	A	San Jose St.	72 82
												326	A	Omaha	46 53
												336	A	Seattle U	70 60
												336	H	Seattle U	58 68
												343	A	Grand Canyon	59 46
												343	H	Grand Canyon	51 37
												343	N	Grand Canyon	73 59
												348	A	Chicago St.	67 56
LAST 12 Division I GAMES:															
				343	N	Grand Canyon	73 59			231	H	UMKC	85 71		
				218	N	UTRGV	58 69			348	H	Chicago St.	80 47		
				295	H	Utah Valley	92 73			218	A	UTRGV	56 64		
				336	H	Seattle U	58 68			124	A	New Mexico St.	48 61		
				343	H	Grand Canyon	51 37			343	A	Grand Canyon	59 46		
				225	A	California Baptist	43 67			225	H	California Baptist	45 68		

Non-Div I Games: Whittier 74 46 Westcliff 91 37

CSU Bakersfield

Loss, Non-Conf, S Site, H Home A Away N Neutral



RPI	S	Opponent	Score
348	<div>H</div>	Chicago St.	80 47

CSU Bakersfield

C  
S  
U  
B  
a  
k  
e  
r  
s  
f  
i  
e  
l  
d

C  
S  
U  
B  
a  
k  
e  
r  
s  
f  
i  
e  
l  
d



Average RPI Win: <b>244</b>	WON-LOST	WINNING	LAST 10	STRENGTH OF	OPP. STRENGTH	TEAM	ADJ.	CONF.	ADJ CONF.
Average RPI Loss: <b>105</b>	RECORD	PCT. RANK	GAMES	SCHEDULE	OF SCHEDULE	RPI	RPI	RPI	RPI
DIV. I ONLY	16- 15	157	0- 1	154	165	151	151	20	20
DIV. I NON-CONF.	6- 8	194	0- 0	109	41	148	148	20	20
TOTALS	RPI 1-25	RPI 26-50	W-L RECORDS	RPI 51-100	RPI 101-999	RPI 150+			
16- 15	0- 2	0- 2	OVERALL	0- 5	16- 6	16- 5			
10- 4	0- 0	0- 0	HOME	0- 2	10- 2	10- 1			
6- 10	0- 2	0- 2	AWAY	0- 3	6- 3	6- 3			
0- 1	0- 0	0- 0	NEUTRAL	0- 0	0- 1	0- 1			
6- 8	0- 2	0- 2	NON-CONFERENCE	0- 3	6- 1	6- 0			
4- 2	0- 0	0- 0	HOME	0- 1	4- 1	4- 0			
2- 6	0- 2	0- 2	AWAY	0- 2	2- 0	2- 0			
0- 0	0- 0	0- 0	NEUTRAL	0- 0	0- 0	0- 0			
10- 7	0- 0	0- 0	CONFERENCE	0- 2	10- 5	10- 5			
6- 2	0- 0	0- 0	HOME	0- 1	6- 1	6- 1			
4- 4	0- 0	0- 0	AWAY	0- 1	4- 3	4- 3			
0- 1	0- 0	0- 0	NEUTRAL	0- 0	0- 1	0- 1			

RPI 1-25				RPI 26-50				RPI 51-100				RPI 101+ Team's RPI: 151			
RPI	S	Opponent	Score	RPI	S	Opponent	Score	RPI	S	Opponent	Score	RPI	S	Opponent	Score
4	A	Stanford	43 <b>69</b>	34	A	California	42 <b>67</b>	51	A	Southern California	42 <b>58</b>	111	H	Loyola Marymount	53 <b>72</b>
24	A	Drake	63 <b>73</b>	39	A	Boise St.	63 <b>74</b>	71	A	UC Davis	54 <b>70</b>	152	H	Washington St.	65 52
								71	H	UC Davis	49 <b>60</b>	164	A	Santa Clara	53 38
								80	A	Idaho	73 <b>88</b>	169	A	UC Riverside	51 <b>63</b>
								98	H	Harvard	55 <b>75</b>	169	H	UC Riverside	69 56
												174	A	UC Irvine	61 <b>65</b>
												174	H	UC Irvine	68 58
												174	N	UC Irvine	57 <b>59</b>
												189	A	Hawaii	49 29
												189	H	Hawaii	68 <b>69</b>
												207	H	San Diego St.	77 74
												225	H	California Baptist	73 67
												264	A	Cal St. Fullerton	73 64
												264	H	Cal St. Fullerton	74 44
												271	A	Long Beach St.	51 37
												271	H	Long Beach St.	60 45
												291	A	UC Santa Barbara	60 <b>61</b>
												291	H	UC Santa Barbara	73 65
												299	H	San Jose St.	76 40
												316	A	Cal Poly	61 49
												316	H	Cal Poly	68 52
												326	A	Omaha	64 52
LAST 12 Division I GAMES:															
				174	N	UC Irvine	57 <b>59</b>	271	H	Long Beach St.	60 45				
				98	H	Harvard	55 <b>75</b>	264	A	Cal St. Fullerton	73 64				
				189	H	Hawaii	68 <b>69</b>	316	H	Cal Poly	68 52				
				174	H	UC Irvine	68 58	291	A	UC Santa Barbara	60 <b>61</b>				
				316	A	Cal Poly	61 49	71	A	UC Davis	54 <b>70</b>				
				169	A	UC Riverside	51 <b>63</b>	264	H	Cal St. Fullerton	74 44				

Non-Div I Games:

CSUN

■ Loss, 
 ■ Non-Conf, 
 ■ S Site, 
 ■ Home 
 ■ A Away 
 N Neutral



Average RPI Win: <b>270</b>	WON-LOST	WINNING	LAST 10	STRENGTH OF	OPP. STRENGTH	TEAM	ADJ.	CONF.	ADJ CONF.
Average RPI Loss: <b>161</b>	RECORD	PCT. RANK	GAMES	SCHEDULE	OF SCHEDULE	RPI	RPI	RPI	RPI
DIV. I ONLY	5- 21	324	0- 1	250	179	316	316	20	20
DIV. I NON-CONF.	2- 8	293	0- 0	269	63	297	297	20	20
TOTALS	RPI 1-25	RPI 26-50	W-L RECORDS	RPI 51-100	RPI 101-999	RPI 150+			
5- 21	0- 1	0- 1	OVERALL	0- 4	5- 15	5- 14			
4- 8	0- 0	0- 0	HOME	0- 3	4- 5	4- 5			
1- 12	0- 1	0- 1	AWAY	0- 1	1- 9	1- 8			
0- 1	0- 0	0- 0	NEUTRAL	0- 0	0- 1	0- 1			
2- 8	0- 1	0- 1	NON-CONFERENCE	0- 2	2- 4	2- 3			
1- 3	0- 0	0- 0	HOME	0- 2	1- 1	1- 1			
1- 4	0- 1	0- 1	AWAY	0- 0	1- 2	1- 1			
0- 1	0- 0	0- 0	NEUTRAL	0- 0	0- 1	0- 1			
3- 13	0- 0	0- 0	CONFERENCE	0- 2	3- 11	3- 11			
3- 5	0- 0	0- 0	HOME	0- 1	3- 4	3- 4			
0- 8	0- 0	0- 0	AWAY	0- 1	0- 7	0- 7			
0- 0	0- 0	0- 0	NEUTRAL	0- 0	0- 0	0- 0			

RPI 1-25				RPI 26-50				RPI 51-100				RPI 101+ Team's RPI: 316			
RPI	S	Opponent	Score	RPI	S	Opponent	Score	RPI	S	Opponent	Score	RPI	S	Opponent	Score
19	A	Oregon St.	54 <b>79</b>	28	A	UCLA	35 <b>81</b>	63	H	Saint Mary's (CA)	51 <b>69</b>	127	A	Fresno St.	58 <b>76</b>
								71	A	UC Davis	54 <b>87</b>	151	A	CSUN	52 <b>68</b>
								71	H	UC Davis	61 <b>85</b>	151	H	CSUN	49 <b>61</b>
								85	H	Pepperdine	63 <b>70</b>	169	A	UC Riverside	66 <b>80</b>
												169	H	UC Riverside	68 <b>75</b>
												174	A	UC Irvine	57 <b>73</b>
												174	H	UC Irvine	59 <b>75</b>
												187	H	Eastern Wash.	59 55
												189	A	Hawaii	52 <b>70</b>
												189	H	Hawaii	54 <b>71</b>
												217	H	Illinois	51 <b>74</b>
												252	N	San Francisco	62 <b>65</b>
												264	A	Cal St. Fullerton	64 <b>78</b>
												264	H	Cal St. Fullerton	69 58
												266	A	Sacramento St.	85 <b>88</b>
												271	A	Long Beach St.	58 <b>61</b>
												271	H	Long Beach St.	66 59
												291	A	UC Santa Barbara	42 <b>44</b>
												291	H	UC Santa Barbara	75 67
												336	A	Seattle U	60 50
LAST 12 Division I GAMES:															
		71	A	UC Davis	54 <b>87</b>			151	A	CSUN	52 <b>68</b>				
		151	H	CSUN	49 <b>61</b>			71	H	UC Davis	61 <b>85</b>				
		291	A	UC Santa Barbara	42 <b>44</b>			271	H	Long Beach St.	66 59				
		264	H	Cal St. Fullerton	69 58			189	A	Hawaii	52 <b>70</b>				
		169	H	UC Riverside	68 <b>75</b>			174	A	UC Irvine	57 <b>73</b>				
		169	A	UC Riverside	66 <b>80</b>			189	H	Hawaii	54 <b>71</b>				

Non-Div I Games: Academy of Art 87 65

Cal Poly

■ Loss, 
 ■ Non-Conf, 
 ■ S Site, 
 ■ Home 
 ■ A Away 
 N Neutral



Average RPI Win:	267	WON-LOST	WINNING	LAST 10	STRENGTH OF	OPP. STRENGTH	TEAM	ADJ.	CONF.	ADJ CONF.
Average RPI Loss:	175	RECORD	PCT. RANK	GAMES	SCHEDULE	OF SCHEDULE	RPI	RPI	RPI	RPI
DIV. I ONLY	13- 16	207	0- 1	327	247	264	264	20	20	
DIV. I NON-CONF.	7- 5	128	0- 0	325	303	231	231	20	20	
TOTALS	RPI 1-25	RPI 26-50	W-L RECORDS	RPI 51-100	RPI 101-999	RPI 150+				
13- 16	0- 0	0- 0	OVERALL	0- 3	13- 13	13- 12				
7- 7	0- 0	0- 0	HOME	0- 2	7- 5	7- 5				
6- 8	0- 0	0- 0	AWAY	0- 1	6- 7	6- 6				
0- 1	0- 0	0- 0	NEUTRAL	0- 0	0- 1	0- 1				
7- 5	0- 0	0- 0	NON-CONFERENCE	0- 1	7- 4	7- 3				
3- 3	0- 0	0- 0	HOME	0- 1	3- 2	3- 2				
4- 2	0- 0	0- 0	AWAY	0- 0	4- 2	4- 1				
0- 0	0- 0	0- 0	NEUTRAL	0- 0	0- 0	0- 0				
6- 11	0- 0	0- 0	CONFERENCE	0- 2	6- 9	6- 9				
4- 4	0- 0	0- 0	HOME	0- 1	4- 3	4- 3				
2- 6	0- 0	0- 0	AWAY	0- 1	2- 5	2- 5				
0- 1	0- 0	0- 0	NEUTRAL	0- 0	0- 1	0- 1				

RPI S	Opponent	Score	RPI S	Opponent	Score	RPI S	Opponent	Score	RPI S	Opponent	Score	Team's RPI: 264
						71	A UC Davis	51 75	133	A Washington	74 83	
						71	H UC Davis	39 75	151	A CSUN	44 74	
						97	H Pacific	64 72	151	H CSUN	64 73	
									164	H Santa Clara	60 64	
									169	A UC Riverside	59 62	
									169	H UC Riverside	67 75	
									174	A UC Irvine	61 65	
									174	H UC Irvine	67 58	
									189	A Hawaii	55 70	
									189	H Hawaii	72 68	
									192	A Portland	74 83	
									207	H San Diego St.	72 83	
									212	H Dartmouth	67 62	
									225	A California Baptist	79 65	
									254	A Columbia	61 58	
									271	A Long Beach St.	50 47	
									271	H Long Beach St.	53 59	
									271	N Long Beach St.	54 60	
									276	H CSU Bakersfield	64 56	
									291	A UC Santa Barbara	59 52	
									291	H UC Santa Barbara	74 62	
									295	H Utah Valley	56 55	
									316	A Cal Poly	58 69	
									316	H Cal Poly	78 64	
									336	A Seattle U	57 54	
									347	A Saint Peter's	69 45	
LAST 12 Division I GAMES:												
			271	N Long Beach St.	54 60	291	H UC Santa Barbara	74 62				
			169	H UC Riverside	67 75	151	H CSUN	64 73				
			271	A Long Beach St.	50 47	174	A UC Irvine	61 65				
			189	A Hawaii	55 70	169	A UC Riverside	59 62				
			174	H UC Irvine	67 58	271	H Long Beach St.	53 59				
			316	A Cal Poly	58 69	151	A CSUN	44 74				

Non-Div I Games: Antelope Valley 77 65

Cal St. Fullerton

Loss, Non-Conf, S Site, H Home A Away N Neutral



Average RPI Win: 120		WON-LOST	WINNING	LAST 10	STRENGTH OF	OPP. STRENGTH	TEAM	ADJ.	CONF.	ADJ CONF.
Average RPI Loss: 30		RECORD	PCT. RANK	GAMES	SCHEDULE	OF SCHEDULE	RPI	RPI	RPI	RPI
DIV. I ONLY		20- 13	108	0- 1	26	1	34	34	2	2
DIV. I NON-CONF.		10- 3	48	0- 1	49	15	24	24	1	1
TOTALS	RPI 1-25	RPI 26-50		W-L RECORDS		RPI 51-100	RPI 101-999	RPI 150+		
20- 13	2- 7	2- 2		OVERALL		4- 4	12- 0	8- 0		
9- 5	2- 3	0- 1		HOME		2- 1	5- 0	3- 0		
7- 7	0- 3	1- 1		AWAY		1- 3	5- 0	3- 0		
4- 1	0- 1	1- 0		NEUTRAL		1- 0	2- 0	2- 0		
10- 3	0- 2	2- 0		NON-CONFERENCE		2- 1	6- 0	4- 0		
3- 2	0- 1	0- 0		HOME		0- 1	3- 0	2- 0		
4- 1	0- 1	1- 0		AWAY		1- 0	2- 0	1- 0		
3- 0	0- 0	1- 0		NEUTRAL		1- 0	1- 0	1- 0		
10- 10	2- 5	0- 2		CONFERENCE		2- 3	6- 0	4- 0		
6- 3	2- 2	0- 1		HOME		2- 0	2- 0	1- 0		
3- 6	0- 2	0- 1		AWAY		0- 3	3- 0	2- 0		
1- 1	0- 1	0- 0		NEUTRAL		0- 0	1- 0	1- 0		

RPI 1-25				RPI 26-50				Team's RPI: 34				RPI 51-100				RPI 101+			
RPI	S	Opponent	Score	RPI	S	Opponent	Score	RPI	S	Opponent	Score	RPI	S	Opponent	Score	RPI	S	Opponent	Score
1	A	Baylor	63 102	27	A	BYU	70 52	51	A	Southern California	76 86	117	H	Houston	80 79				
3	H	Oregon	82 105	28	A	UCLA	74 80	51	H	Southern California	66 59	133	A	Washington	71 65				
4	A	Stanford	50 75	28	H	UCLA	79 84	52	A	Arizona	55 60	133	H	Washington	79 70				
4	H	Stanford	81 80	46	N	North Carolina	92 72	52	H	Arizona	82 76	147	A	Penn St.	75 58				
4	N	Stanford	54 72					63	A	Saint Mary's (CA)	81 78	151	H	CSUN	67 42				
6	H	UConn	66 76					86	A	Utah	74 87	152	A	Washington St.	80 58				
16	A	Arizona St.	61 62					97	N	Pacific	81 69	152	H	Washington St.	77 63				
16	H	Arizona St.	69 60					98	H	Harvard	79 85	152	N	Washington St.	77 58				
19	H	Oregon St.	74 82									170	A	Colorado	80 60				
												172	N	Tulane	65 57				
												272	A	San Diego	70 53				
												291	H	UC Santa Barbara	69 45				
LAST 12 Division I GAMES:																			
				1	A	Baylor	63 102	52	H	Arizona	82 76								
				46	N	North Carolina	92 72	16	H	Arizona St.	69 60								
				152	N	Washington St.	77 58	28	A	UCLA	74 80								
				4	N	Stanford	54 72	51	A	Southern California	76 86								
				152	A	Washington St.	80 58	19	H	Oregon St.	74 82								
				133	A	Washington	71 65	3	H	Oregon	82 105								

Non-Div I Games:

California

Loss, Non-Conf, S Site, H Home A Away N Neutral



Average RPI Win:	288	WON-LOST	WINNING	LAST 10	STRENGTH OF	OPP. STRENGTH	TEAM	ADJ.	CONF.	ADJ CONF.
Average RPI Loss:	175	RECORD	PCT. RANK	GAMES	SCHEDULE	OF SCHEDULE	RPI	RPI	RPI	RPI
DIV. I ONLY	14- 12	149	0- 1	314	326	225	225	31	31	
DIV. I NON-CONF.	3- 7	255	0- 1	196	253	241	241	30	30	
TOTALS	RPI 1-25	RPI 26-50	W-L RECORDS	RPI 51-100	RPI 101-999	RPI 150+				
14- 12	0- 0	0- 1	OVERALL	0- 1	14- 10	14- 7				
7- 5	0- 0	0- 0	HOME	0- 1	7- 4	7- 2				
7- 6	0- 0	0- 0	AWAY	0- 0	7- 6	7- 5				
0- 1	0- 0	0- 1	NEUTRAL	0- 0	0- 0	0- 0				
3- 7	0- 0	0- 1	NON-CONFERENCE	0- 1	3- 5	3- 4				
1- 3	0- 0	0- 0	HOME	0- 1	1- 2	1- 1				
2- 3	0- 0	0- 0	AWAY	0- 0	2- 3	2- 3				
0- 1	0- 0	0- 1	NEUTRAL	0- 0	0- 0	0- 0				
11- 5	0- 0	0- 0	CONFERENCE	0- 0	11- 5	11- 3				
6- 2	0- 0	0- 0	HOME	0- 0	6- 2	6- 1				
5- 3	0- 0	0- 0	AWAY	0- 0	5- 3	5- 2				
0- 0	0- 0	0- 0	NEUTRAL	0- 0	0- 0	0- 0				

RPI S	Opponent	Score	RPI S	Opponent	Score	RPI S	Opponent	Score	RPI S	Opponent	Score	Team's RPI: 225
27 N	BYU	69 76	85 H	Pepperdine	79 91	109 H	Idaho St.	57 72				
						124 A	New Mexico St.	69 76				
						124 H	New Mexico St.	64 92				
						151 A	CSUN	67 73				
						169 H	UC Riverside	65 57				
						207 A	San Diego St.	67 83				
						218 A	UTRGV	56 60				
						218 H	UTRGV	66 63				
						221 A	Northern Ariz.	88 91				
						231 A	UMKC	95 92				
						231 H	UMKC	74 78				
						264 H	Cal St. Fullerton	65 79				
						271 A	Long Beach St.	85 83				
						276 A	CSU Bakersfield	68 45				
						276 H	CSU Bakersfield	67 43				
						291 A	UC Santa Barbara	76 64				
						295 A	Utah Valley	92 74				
						295 H	Utah Valley	83 54				
						336 A	Seattle U	86 64				
						336 H	Seattle U	100 83				
						343 A	Grand Canyon	71 75				
						343 H	Grand Canyon	93 50				
						348 A	Chicago St.	93 67				
						348 H	Chicago St.	89 52				
LAST 12 Division I GAMES:												
85 H	Pepperdine	79 91	343 H	Grand Canyon	93 50							
124 H	New Mexico St.	64 92	231 A	UMKC	95 92							
218 H	UTRGV	66 63	348 A	Chicago St.	93 67							
295 A	Utah Valley	92 74	336 H	Seattle U	100 83							
336 A	Seattle U	86 64	295 H	Utah Valley	83 54							
276 H	CSU Bakersfield	67 43	343 A	Grand Canyon	71 75							

Non-Div I Games: La Sierra 91 44 Notre Dame de Namur 80 47 Westcliff 133 43 Fresno Pacific 93 71

California Baptist

Loss, Non-Conf, S Site, H Home A Away N Neutral



Average RPI Win:	277	WON-LOST	WINNING	LAST 10	STRENGTH OF	OPP. STRENGTH	TEAM	ADJ.	CONF.	ADJ CONF.
Average RPI Loss:	153	RECORD	PCT. RANK	GAMES	SCHEDULE	OF SCHEDULE	RPI	RPI	RPI	RPI
DIV. I ONLY	21- 13	104	0- 1	291	308	179	179	27	27	
DIV. I NON-CONF.	8- 4	87	0- 1	306	319	180	180	29	29	
TOTALS	RPI 1-25	RPI 26-50	W-L RECORDS	RPI 51-100	RPI 101-999	RPI 150+				
21- 13	0- 0	0- 0	OVERALL	0- 3	21- 10	20- 5				
9- 6	0- 0	0- 0	HOME	0- 1	9- 5	8- 3				
9- 7	0- 0	0- 0	AWAY	0- 2	9- 5	9- 2				
3- 0	0- 0	0- 0	NEUTRAL	0- 0	3- 0	3- 0				
8- 4	0- 0	0- 0	NON-CONFERENCE	0- 0	8- 4	7- 1				
3- 2	0- 0	0- 0	HOME	0- 0	3- 2	2- 1				
4- 2	0- 0	0- 0	AWAY	0- 0	4- 2	4- 0				
1- 0	0- 0	0- 0	NEUTRAL	0- 0	1- 0	1- 0				
13- 9	0- 0	0- 0	CONFERENCE	0- 3	13- 6	13- 4				
6- 4	0- 0	0- 0	HOME	0- 1	6- 3	6- 2				
5- 5	0- 0	0- 0	AWAY	0- 2	5- 3	5- 2				
2- 0	0- 0	0- 0	NEUTRAL	0- 0	2- 0	2- 0				

RPI S	Opponent	Score	RPI S	Opponent	Score	RPI S	Opponent	Score	RPI S	Opponent	Score	Team's RPI: 179
77	A Radford	57 61				110	H Old Dominion	59 83				
77	A Radford	45 57				113	A High Point	60 65				
77	H Radford	52 56				113	H High Point	69 70				
						118	A Appalachian St.	57 70				
						134	A Boston College	56 76				
						146	H Tennessee Tech	70 62				
						182	A Coastal Caro.	58 54				
						184	A UNC Asheville	52 60				
						184	H UNC Asheville	49 48				
						203	A Hampton	50 61				
						203	H Hampton	52 46				
						203 N	Hampton	85 63				
						227	H Howard	64 69				
						245	A Gardner-Webb	69 63				
						245	H Gardner-Webb	38 52				
						251	A Norfolk St.	57 49				
						280	A Charleston So.	60 58				
						280	H Charleston So.	52 51				
						280 N	Charleston So.	55 44				
						296	H Col. of Charleston	66 65				
						306	A Winthrop	76 67				
						306	H Winthrop	46 59				
						308	H UNC Greensboro	53 49				
						315	H Presbyterian	51 46				
						319	A FIU	59 54				
						326 N	Omaha	65 52				
LAST 12 Division I GAMES:												
118	A Appalachian St.	57 70	280 N	Charleston So.	55 44							
146	H Tennessee Tech	70 62	319	A FIU	59 54							
182	A Coastal Caro.	58 54	113	H High Point	69 70							
338	H Longwood	54 49	341	A USC Upstate	59 49							
77	A Radford	45 57	306	A Winthrop	76 67							
203 N	Hampton	85 63	77	A Radford	57 61							

Non-Div I Games: William Peace 65 36 Columbia (SC) 93 46

Campbell

Loss, Non-Conf, S Site, H Home A Away N Neutral



C  
a  
m  
p  
b  
e  
l  
l

RPI S Opponent Score

Through Games Of April 7, 2019

RPI	S	Opponent	Score	
338	A	Longwood	66	60
338	H	Longwood	54	49
341	A	USC Upstate	59	49
341	H	USC Upstate	61	41
342	A	Western Caro.	63	37

C  
a  
m  
p  
b  
e  
l  
l

Campbell



[illegible]

**Non-Div I Games:**



Central Ark.

Through Games Of April 7, 2019

Average RPI Win:	303	WON-LOST	WINNING	LAST 10	STRENGTH OF	OPP. STRENGTH	TEAM	ADJ.	CONF.	ADJ CONF.
Average RPI Loss:	152	RECORD	PCT. RANK	GAMES	SCHEDULE	OF SCHEDULE	RPI	RPI	RPI	RPI
DIV. I ONLY	8- 18	272	1- 0	242	286	278	278	25	25	
DIV. I NON-CONF.	1- 5	310	0- 0	200	89	256	256	24	24	
TOTALS	RPI 1-25	RPI 26-50	W-L RECORDS	RPI 51-100	RPI 101-999	RPI 150+				
8- 18	0- 1	0- 1	OVERALL	0- 4	8- 12	8- 9				
4- 6	0- 0	0- 0	HOME	0- 2	4- 4	4- 3				
3- 11	0- 1	0- 1	AWAY	0- 2	3- 7	3- 6				
1- 1	0- 0	0- 0	NEUTRAL	0- 0	1- 1	1- 0				
1- 5	0- 1	0- 1	NON-CONFERENCE	0- 1	1- 2	1- 2				
0- 1	0- 0	0- 0	HOME	0- 1	0- 0	0- 0				
1- 4	0- 1	0- 1	AWAY	0- 0	1- 2	1- 2				
0- 0	0- 0	0- 0	NEUTRAL	0- 0	0- 0	0- 0				
7- 13	0- 0	0- 0	CONFERENCE	0- 3	7- 10	7- 7				
4- 5	0- 0	0- 0	HOME	0- 1	4- 4	4- 3				
2- 7	0- 0	0- 0	AWAY	0- 2	2- 5	2- 4				
1- 1	0- 0	0- 0	NEUTRAL	0- 0	1- 1	1- 0				

RPI 1-25				RPI 26-50				RPI 51-100				RPI 101+ Team's RPI: 278			
RPI	S	Opponent	Score	RPI	S	Opponent	Score	RPI	S	Opponent	Score	RPI	S	Opponent	Score
15	A	Texas A&M	27 84	36	A	Kansas St.	54 70	78	A	Lamar University	37 57	120	A	Abilene Christian	70 77
								84	A	SFA	43 79	120	H	Abilene Christian	65 67
								84	H	SFA	53 59	120	N	Abilene Christian	54 82
								89	H	South Alabama	50 58	154	A	Oklahoma	52 65
												171	A	Nicholls St.	52 68
												171	H	Nicholls St.	60 64
												186	A	Sam Houston St.	62 66
												186	H	Sam Houston St.	59 71
												186	N	Sam Houston St.	76 71
												239	H	A&M-Corpus Christi	65 73
												244	A	Jackson St.	56 65
												290	A	New Orleans	62 60
												309	H	Incarinate Word	74 43
												314	H	McNeese	76 45
												321	A	Northwestern St.	74 78
												321	H	Northwestern St.	74 52
												323	A	Southeastern La.	53 62
												323	H	Southeastern La.	75 33
												332	A	Houston Baptist	77 58
												350	A	Alcorn	57 46
LAST 12 Division I GAMES:															
				186	N	Sam Houston St.	76 71	171	A	Nicholls St.	52 68				
				120	N	Abilene Christian	54 82	314	H	McNeese	76 45				
				321	A	Northwestern St.	74 78	332	A	Houston Baptist	77 58				
				186	H	Sam Houston St.	59 71	323	H	Southeastern La.	75 33				
				120	H	Abilene Christian	65 67	321	H	Northwestern St.	74 52				
				84	A	SFA	43 79	84	H	SFA	53 59				

Non-Div I Games: Central Baptist 55 34 Crowley's Ridge 91 33 Williams Baptist 70 35 Hendrix 72 40  
Central Ark.

Loss, Non-Conf, S Site, H Home A Away N Neutral



GENERAL CONF. DATA				THROUGH GAMES OF APRIL 7, 1919						
Average RPI Win:	294	WON-LOST	WINNING	LAST 10	STRENGTH OF	OPP. STRENGTH	TEAM	ADJ.	CONF.	ADJ CONF.
Average RPI Loss:	209	RECORD	PCT. RANK	GAMES	SCHEDULE	OF SCHEDULE	RPI	RPI	RPI	RPI
DIV. I ONLY	7- 21	300	0- 1	307	331	328	328	30	30	
DIV. I NON-CONF.	3- 7	255	0- 0	201	223	238	238	31	31	
-----										
TOTALS	RPI 1-25		RPI 26-50	W-L RECORDS		RPI 51-100	RPI 101-999		RPI 150+	
7- 21	0- 0		0- 2	OVERALL		0- 0	7- 19		7- 16	
4- 9	0- 0		0- 1	HOME		0- 0	4- 8		4- 6	
3- 12	0- 0		0- 1	AWAY		0- 0	3- 11		3- 10	
0- 0	0- 0		0- 0	NEUTRAL		0- 0	0- 0		0- 0	
3- 7	0- 0		0- 2	NON-CONFERENCE		0- 0	3- 5		3- 2	
1- 3	0- 0		0- 1	HOME		0- 0	1- 2		1- 0	
2- 4	0- 0		0- 1	AWAY		0- 0	2- 3		2- 2	
0- 0	0- 0		0- 0	NEUTRAL		0- 0	0- 0		0- 0	
4- 14	0- 0		0- 0	CONFERENCE		0- 0	4- 14		4- 14	
3- 6	0- 0		0- 0	HOME		0- 0	3- 6		3- 6	
1- 8	0- 0		0- 0	AWAY		0- 0	1- 8		1- 8	
0- 0	0- 0		0- 0	NEUTRAL		0- 0	0- 0		0- 0	

RPI 1-25				RPI 26-50				RPI 51-100				RPI 101+				Team's RPI: 328	
RPI	S	Opponent	Score	RPI	S	Opponent	Score	RPI	S	Opponent	Score	RPI	S	Opponent	Score		
				26	H	Buffalo	69 82					107	H	Hartford	52 54		
				32	A	Rutgers	44 73					130	H	Lehigh	62 88		
												141	A	Yale	46 58		
												162	A	Robert Morris	40 60		
												162	H	Robert Morris	57 64		
												193	A	Sacred Heart	61 66		
												193	H	Sacred Heart	46 73		
												199	A	Saint Francis (PA)	68 83		
												199	H	Saint Francis (PA)	73 62		
												209	A	Massachusetts	59 74		
												220	A	Mt. St. Mary's	53 84		
												220	H	Mt. St. Mary's	44 61		
												236	A	Albany (NY)	60 53		
												248	A	St. Francis Brooklyn	58 70		
												248	H	St. Francis Brooklyn	69 83		
												284	A	Brown	63 68		
												293	A	Bryant	60 72		
												293	H	Bryant	66 65		
												310	A	Morgan St.	60 36		
												318	A	Wagner	62 70		
												318	H	Wagner	63 75		
												320	H	New Hampshire	56 47		
												344	A	Fairleigh Dickinson	67 74		
												344	H	Fairleigh Dickinson	63 66		
												351	A	LIU Brooklyn	72 59		
												351	H	LIU Brooklyn	63 57		
				248	A	St. Francis Brooklyn	58 70					293	A	Bryant	60 72		
LAST 12 Division I GAMES:																	
				248	H	St. Francis Brooklyn	69 83					318	A	Wagner	62 70		
				344	H	Fairleigh Dickinson	63 66					162	A	Robert Morris	40 60		
				351	A	LIU Brooklyn	72 59					199	A	Saint Francis (PA)	68 83		
				220	H	Mt. St. Mary's	44 61					293	H	Bryant	66 65		
				193	H	Sacred Heart	46 73					351	H	LIU Brooklyn	63 57		
				248	A	St. Francis Brooklyn	58 70					293	A	Bryant	60 72		

Non-Div I Games:

Central Conn. St.

■ Loss, ■ Non-Conf, S Site, H Home A Away N Neutral



Average RPI Win:	152	WON-LOST	WINNING	LAST 10	STRENGTH OF	OPP. STRENGTH	TEAM	ADJ.	CONF.	ADJ CONF.
Average RPI Loss:	56	RECORD	PCT. RANK	GAMES	SCHEDULE	OF SCHEDULE	RPI	RPI	RPI	RPI
DIV. I ONLY	25- 8	37	0- 1	67	76	35	35	8	8	
DIV. I NON-CONF.	9- 4	74	0- 1	95	9	48	48	9	9	
TOTALS	RPI 1-25	RPI 26-50	W-L RECORDS	RPI 51-100	RPI 101-999	RPI 150+				
25- 8	2- 2	4- 3	OVERALL	3- 2	16- 1	13- 1				
10- 4	1- 2	1- 1	HOME	2- 1	6- 0	5- 0				
13- 1	1- 0	3- 0	AWAY	1- 1	8- 0	6- 0				
2- 3	0- 0	0- 2	NEUTRAL	0- 0	2- 1	2- 1				
9- 4	2- 2	1- 1	NON-CONFERENCE	1- 0	5- 1	4- 1				
3- 2	1- 2	0- 0	HOME	1- 0	1- 0	1- 0				
5- 0	1- 0	1- 0	AWAY	0- 0	3- 0	2- 0				
1- 2	0- 0	0- 1	NEUTRAL	0- 0	1- 1	1- 1				
16- 4	0- 0	3- 2	CONFERENCE	2- 2	11- 0	9- 0				
7- 2	0- 0	1- 1	HOME	1- 1	5- 0	4- 0				
8- 1	0- 0	2- 0	AWAY	1- 1	5- 0	4- 0				
1- 1	0- 0	0- 1	NEUTRAL	0- 0	1- 0	1- 0				

RPI 1-25				RPI 26-50				Team's RPI: 35	RPI 51-100				RPI 101+			
RPI	S	Opponent	Score	RPI	S	Opponent	Score		RPI	S	Opponent	Score	RPI	S	Opponent	Score
5	H	Louisville	68 72	26	A	Buffalo	100 95		59	H	Miami (OH)	67 70	102	A	Virginia	74 61
18	H	UCF	75 68	26	H	Buffalo	76 65		79	H	Western Ky.	108 90	132	A	Northern Ill.	89 66
20	H	South Dakota St.	71 80	26	N	Buffalo	77 82		81	A	Kent St.	82 75	132	H	Northern Ill.	76 52
25	A	Miami (FL)	90 80	31	A	Ohio	88 70		99	A	Toledo	59 62	168	H	Akron	94 71
				31	H	Ohio	75 78		99	H	Toledo	78 45	172	N	Tulane	57 68
				38	N	Michigan St.	87 88						175	N	Chattanooga	73 50
				44	A	Quinnipiac	67 52						201	A	Eastern Mich.	87 60
LAST 12 Division I GAMES:																
				38	N	Michigan St.	87 88		201	A	Eastern Mich.	87 60				
				26	N	Buffalo	77 82		222	A	Ball St.	81 64				
				201	N	Eastern Mich.	88 80		132	H	Northern Ill.	76 52				
				222	H	Ball St.	81 63		26	A	Buffalo	100 95				
				99	H	Toledo	78 45		274	A	Western Mich.	87 53				
				274	H	Western Mich.	88 57		31	H	Ohio	75 78				

Non-Div I Games:

Central Mich.



Average RPI Win:	279	WON-LOST	WINNING	LAST 10	STRENGTH OF	OPP. STRENGTH	TEAM	ADJ.	CONF.	ADJ CONF.
Average RPI Loss:	193	RECORD	PCT. RANK	GAMES	SCHEDULE	OF SCHEDULE	RPI	RPI	RPI	RPI
DIV. I ONLY	11- 18	240	1- 0	295	315	280	280	27	27	
DIV. I NON-CONF.	0- 8	336	0- 0	289	310	349	349	29	29	
TOTALS	RPI 1-25	RPI 26-50	W-L RECORDS	RPI 51-100	RPI 101-999	RPI 150+				
11- 18	0- 0	0- 0	OVERALL	0- 1	11- 17	10- 13				
6- 7	0- 0	0- 0	HOME	0- 1	6- 6	6- 4				
5- 10	0- 0	0- 0	AWAY	0- 0	5- 10	4- 8				
0- 1	0- 0	0- 0	NEUTRAL	0- 0	0- 1	0- 1				
0- 8	0- 0	0- 0	NON-CONFERENCE	0- 0	0- 8	0- 6				
0- 3	0- 0	0- 0	HOME	0- 0	0- 3	0- 2				
0- 5	0- 0	0- 0	AWAY	0- 0	0- 5	0- 4				
0- 0	0- 0	0- 0	NEUTRAL	0- 0	0- 0	0- 0				
11- 10	0- 0	0- 0	CONFERENCE	0- 1	11- 9	10- 7				
6- 4	0- 0	0- 0	HOME	0- 1	6- 3	6- 2				
5- 5	0- 0	0- 0	AWAY	0- 0	5- 5	4- 4				
0- 1	0- 0	0- 0	NEUTRAL	0- 0	0- 1	0- 1				

RPI 1-25			RPI 26-50			RPI 51-100				RPI 101+		Team's RPI: 280				
RPI	S	Opponent	Score	RPI	S	Opponent	Score	RPI	S	Opponent	Score					
								77	H	Radford	41	67				
										113	A	High Point	64	71		
										113	A	High Point	65	61		
										113	H	High Point	62	69		
										115	A	Georgia	75	83		
										146	H	Tennessee Tech	55	77		
										161	H	Davidson	34	72		
										179	A	Campbell	51	52		
										179	H	Campbell	58	60		
										179	N	Campbell	44	55		
										184	A	UNC Asheville	45	62		
										184	H	UNC Asheville	70	59		
										203	A	Hampton	72	57		
										203	H	Hampton	66	74		
										214	A	Florida	60	70		
										232	H	Jacksonville	58	68		
										234	A	North Florida	76	82		
										245	A	Gardner-Webb	65	75		
										245	H	Gardner-Webb	66	58		
										296	A	Col. of Charleston	52	79		
										297	A	South Carolina St.	58	67		
LAST 12 Division I GAMES:												306	A	Winthrop	52	57
				341	H	USC Upstate	67	52		245	H	Gardner-Webb	66	58		
				113	A	High Point	65	61		179	A	Campbell	51	52		
				179	N	Campbell	44	55		203	A	Hampton	72	57		
				338	H	Longwood	79	67		113	H	High Point	62	69		
				306	H	Winthrop	67	57		341	H	USC Upstate	74	62		
				184	A	UNC Asheville	45	62		184	H	UNC Asheville	70	59		
										306	H	Winthrop	67	57		
										315	A	Presbyterian	63	55		
										338	A	Longwood	81	74		
										338	H	Longwood	79	67		
										341	A	USC Upstate	78	75		

Non-Div I Games: Converse 101 50 Columbia (SC) 89 57 Erskine 74 50

Charleston So.

Loss, Non-Conf, S Site, H Home A Away N Neutral



RPI	S	Opponent	Score
341	H	USC Upstate	67 52
341	H	USC Upstate	74 62

Charleston So.

C  
h  
a  
r  
l  
e  
s  
t  
o  
n  
S  
o  
.



Average RPI Win: <b>197</b>	WON-LOST	WINNING	LAST 10	STRENGTH OF	OPP. STRENGTH	TEAM	ADJ.	CONF.	ADJ CONF.
Average RPI Loss: <b>119</b>	RECORD	PCT. RANK	GAMES	SCHEDULE	OF SCHEDULE	RPI	RPI	RPI	RPI
DIV. I ONLY	<b>18- 13</b>	<b>126</b>	<b>0- 1</b>	<b>88</b>	<b>185</b>	<b>108</b>	<b>108</b>	<b>13</b>	<b>13</b>
DIV. I NON-CONF.	<b>8- 5</b>	<b>112</b>	<b>0- 1</b>	<b>52</b>	<b>264</b>	<b>71</b>	<b>71</b>	<b>16</b>	<b>16</b>
TOTALS	RPI 1-25	RPI 26-50	W-L RECORDS	RPI 51-100	RPI 101-999	RPI 150+			
18- 13	0- 0	0- 1	OVERALL	2- 5	16- 7	13- 4			
13- 2	0- 0	0- 0	HOME	2- 1	11- 1	10- 0			
3- 10	0- 0	0- 1	AWAY	0- 3	3- 6	1- 4			
2- 1	0- 0	0- 0	NEUTRAL	0- 1	2- 0	2- 0			
8- 5	0- 0	0- 0	NON-CONFERENCE	1- 2	7- 3	6- 0			
6- 1	0- 0	0- 0	HOME	1- 0	5- 1	5- 0			
1- 4	0- 0	0- 0	AWAY	0- 2	1- 2	0- 0			
1- 0	0- 0	0- 0	NEUTRAL	0- 0	1- 0	1- 0			
10- 8	0- 0	0- 1	CONFERENCE	1- 3	9- 4	7- 4			
7- 1	0- 0	0- 0	HOME	1- 1	6- 0	5- 0			
2- 6	0- 0	0- 1	AWAY	0- 1	2- 4	1- 4			
1- 1	0- 0	0- 0	NEUTRAL	0- 1	1- 0	1- 0			

RPI 1-25			RPI 26-50			RPI 51-100			RPI 101+			Team's RPI: 108			
RPI	S	Opponent	Score	RPI	S	Opponent	Score	RPI	S	Opponent	Score	RPI	S	Opponent	Score
				30	A	Rice	51 61	60	H	Middle Tenn.	55 62	102	A	Virginia	61 65
								64	H	Wright St.	88 85	110	A	Old Dominion	60 53
								79	A	Western Ky.	58 76	110	H	Old Dominion	69 59
								87	A	Fordham	64 71	130	A	Lehigh	62 60
								91	H	UAB	60 56	131	A	Mercer	40 57
								91	N	UAB	55 70	149	H	Wake Forest	43 69
								92	A	VCU	52 65	160	A	North Texas	63 68
												161	H	Davidson	78 66
												173	A	Louisiana Tech	51 88
												173	N	Louisiana Tech	55 46
												181	N	Liberty	63 61
												184	H	UNC Asheville	70 53
												188	H	Bethune-Cookman	73 69
												194	H	East Carolina	52 46
												197	A	Southern Miss.	54 65
												197	H	Southern Miss.	59 46
												202	A	Marshall	62 63
												257	H	UTEP	62 39
												258	H	Wofford	85 63
												302	H	UTSA	66 54
												307	H	Fla. Atlantic	68 47
												319	A	FIU	62 53
												319	H	FIU	69 54
LAST 12 Division I GAMES:															
				92	A	VCU	52 65	110	A	Old Dominion	60 53				
				173	N	Louisiana Tech	55 46	110	H	Old Dominion	69 59				
				91	N	UAB	55 70	91	H	UAB	60 56				
				130	A	Lehigh	62 60	60	H	Middle Tenn.	55 62				
				197	H	Southern Miss.	59 46	160	A	North Texas	63 68				
				319	A	FIU	62 53	30	A	Rice	51 61				

Non-Div I Games:

Charlotte

■ Loss, 
 ■ Non-Conf, 
 ■ S Site, 
 ■ Home 
 ■ A Away 
 N Neutral



## Chattanooga

Through Games Of April 7, 2019

Average RPI Win:	246	WON-LOST	WINNING	LAST 10	STRENGTH OF	OPP. STRENGTH	TEAM	ADJ.	CONF.	ADJ CONF.
Average RPI Loss:	115	RECORD	PCT. RANK	GAMES	SCHEDULE	OF SCHEDULE	RPI	RPI	RPI	RPI
DIV. I ONLY	13- 17	212	1- 1	89	224	175	175	28	28	
DIV. I NON-CONF.	4- 10	264	0- 0	7	54	99	99	23	23	
TOTALS	RPI 1-25	RPI 26-50	W-L RECORDS	RPI 51-100	RPI 101-999	RPI 150+				
13- 17	0- 4	0- 2	OVERALL	1- 2	12- 9	12- 5				
7- 6	0- 3	0- 1	HOME	0- 0	7- 2	7- 0				
3- 8	0- 1	0- 0	AWAY	0- 1	3- 6	3- 4				
3- 3	0- 0	0- 1	NEUTRAL	1- 1	2- 1	2- 1				
4- 10	0- 4	0- 2	NON-CONFERENCE	1- 2	3- 2	3- 0				
1- 5	0- 3	0- 1	HOME	0- 0	1- 1	1- 0				
1- 3	0- 1	0- 0	AWAY	0- 1	1- 1	1- 0				
2- 2	0- 0	0- 1	NEUTRAL	1- 1	1- 0	1- 0				
9- 7	0- 0	0- 0	CONFERENCE	0- 0	9- 7	9- 5				
6- 1	0- 0	0- 0	HOME	0- 0	6- 1	6- 0				
2- 5	0- 0	0- 0	AWAY	0- 0	2- 5	2- 4				
1- 1	0- 0	0- 0	NEUTRAL	0- 0	1- 1	1- 1				

RPI 1-25				RPI 26-50				RPI 51-100				RPI 101+ Team's RPI: 175			
RPI	S	Opponent	Score	RPI	S	Opponent	Score	RPI	S	Opponent	Score	RPI	S	Opponent	Score
5	H	Louisville	49 75	35	N	Central Mich.	50 73	57	N	Maine	66 61	112	H	UT Martin	79 81
9	H	NC State	58 78	49	H	Belmont	51 67	60	N	Middle Tenn.	47 58	129	A	Northern Colo.	65 68
18	A	UCF	37 75					66	A	Virginia Tech	59 74	131	A	Mercer	58 65
20	H	South Dakota St.	54 71									131	H	Mercer	56 62
												181	H	Liberty	75 60
												183	N	Saint Louis	71 61
												195	A	Furman	54 61
												195	H	Furman	73 53
												195	N	Furman	67 73
												203	A	Hampton	58 50
												242	A	ETSU	54 64
												242	H	ETSU	76 67
												258	A	Wofford	60 64
												258	H	Wofford	89 82
												289	A	Samford	73 63
												289	H	Samford	61 56
												308	A	UNC Greensboro	49 53
												308	H	UNC Greensboro	64 54
												308	N	UNC Greensboro	72 62
												342	A	Western Caro.	65 50
												342	H	Western Caro.	72 58
LAST 12 Division I GAMES:															
308	N	UNC Greensboro	72 62	289	H	Samford	61 56								
195	N	Furman	67 73	258	A	Wofford	60 64								
57	N	Maine	66 61	195	A	Furman	54 61								
342	A	Western Caro.	65 50	242	A	ETSU	54 64								
308	A	UNC Greensboro	49 53	308	H	UNC Greensboro	64 54								
131	H	Mercer	56 62	342	H	Western Caro.	72 58								

Non-Div I Games: Lee 61 55

Chattanooga

Loss, Non-Conf, S Site, H Home A Away N Neutral



Average RPI Win:	340	WON-LOST	WINNING	LAST 10	STRENGTH OF	OPP. STRENGTH	TEAM	ADJ.	CONF.	ADJ CONF.
Average RPI Loss:	220	RECORD	PCT. RANK	GAMES	SCHEDULE	OF SCHEDULE	RPI	RPI	RPI	RPI
DIV. I ONLY	2- 28	350	0- 1	288	338	348	348	31	31	
DIV. I NON-CONF.	0- 13	336	0- 0	259	316	344	344	30	30	
TOTALS	RPI 1-25	RPI 26-50	W-L RECORDS	RPI 51-100	RPI 101-999	RPI 150+				
2- 28	0- 0	0- 0	OVERALL	0- 2	2- 26	2- 21				
2- 11	0- 0	0- 0	HOME	0- 1	2- 10	2- 9				
0- 15	0- 0	0- 0	AWAY	0- 1	0- 14	0- 11				
0- 2	0- 0	0- 0	NEUTRAL	0- 0	0- 2	0- 1				
0- 13	0- 0	0- 0	NON-CONFERENCE	0- 2	0- 11	0- 9				
0- 5	0- 0	0- 0	HOME	0- 1	0- 4	0- 4				
0- 7	0- 0	0- 0	AWAY	0- 1	0- 6	0- 4				
0- 1	0- 0	0- 0	NEUTRAL	0- 0	0- 1	0- 1				
2- 15	0- 0	0- 0	CONFERENCE	0- 0	2- 15	2- 12				
2- 6	0- 0	0- 0	HOME	0- 0	2- 6	2- 5				
0- 8	0- 0	0- 0	AWAY	0- 0	0- 8	0- 7				
0- 1	0- 0	0- 0	NEUTRAL	0- 0	0- 1	0- 0				

RPI 1-25			RPI 26-50			RPI 51-100			RPI 101+			Team's RPI: 348
RPI	S	Opponent	Score	RPI	S	Opponent	Score	RPI	S	Opponent	Score	
						74 A Northwestern	35 97	124 A New Mexico St.		54 77		
						91 H UAB	45 90	124 H New Mexico St.		66 87		
								124 N New Mexico St.		54 90		
								125 A Morehead St.		68 104		
								132 A Northern Ill.		52 114		
								155 A Bradley		59 89		
								185 A Wisconsin		38 85		
								211 A Xavier		57 91		
								218 A UTRGV		38 84		
								218 H UTRGV		55 71		
								225 A California Baptist		52 89		
								225 H California Baptist		67 93		
								231 A UMKC		50 100		
								231 H UMKC		58 111		
								235 H SIUE		66 82		
								248 N St. Francis Brooklyn		73 110		
								253 A Loyola Chicago		40 76		
								276 A CSU Bakersfield		47 80		
								276 H CSU Bakersfield		56 67		
								284 H Brown		65 90		
								295 A Utah Valley		61 76		
								295 H Utah Valley		65 70		
								304 H Valparaiso		70 76		
								331 H Evansville		58 67		
								336 A Seattle U		54 90		
								336 H Seattle U		64 61		
LAST 12 Division I GAMES:												
						124 N New Mexico St.	54 90	343 A Grand Canyon		49 84		
						231 A UMKC	50 100	276 A CSU Bakersfield		47 80		
						124 A New Mexico St.	54 77	225 H California Baptist		67 93		
						218 A UTRGV	38 84	124 H New Mexico St.		66 87		
						336 H Seattle U	64 61	218 H UTRGV		55 71		
						295 H Utah Valley	65 70	295 A Utah Valley		61 76		

Non-Div I Games:

Chicago St.

■ Loss, 
 ■ Non-Conf, 
 ■ S Site, 
 ■ Home 
 ■ A Away 
 N Neutral



RPI	S	Opponent	Score	
343	A	Grand Canyon	49	84
343	H	Grand Canyon	50	48

Chicago St.

C  
h  
i  
c  
a  
g  
o  
s  
t  
.

C  
h  
i  
c  
a  
g  
o  
s  
t  
.



Average RPI Win:	181	WON-LOST	WINNING	LAST 10	STRENGTH OF	OPP. STRENGTH	TEAM	ADJ.	CONF.	ADJ CONF.
Average RPI Loss:	81	RECORD	PCT. RANK	GAMES	SCHEDULE	OF SCHEDULE	RPI	RPI	RPI	RPI
DIV. I ONLY	24- 11	65	0- 1	98	92	65	65	9	9	
DIV. I NON-CONF.	11- 6	102	0- 1	144	161	108	108	8	8	
TOTALS	RPI 1-25	RPI 26-50	W-L RECORDS	RPI 51-100	RPI 101-999	RPI 150+				
24- 11	0- 4	0- 1	OVERALL	2- 1	22- 5	16- 2				
17- 2	0- 1	0- 0	HOME	2- 0	15- 1	10- 0				
6- 8	0- 2	0- 1	AWAY	0- 1	6- 4	5- 2				
1- 1	0- 1	0- 0	NEUTRAL	0- 0	1- 0	1- 0				
11- 6	0- 0	0- 1	NON-CONFERENCE	2- 1	9- 4	6- 1				
10- 1	0- 0	0- 0	HOME	2- 0	8- 1	5- 0				
1- 5	0- 0	0- 1	AWAY	0- 1	1- 3	1- 1				
0- 0	0- 0	0- 0	NEUTRAL	0- 0	0- 0	0- 0				
13- 5	0- 4	0- 0	CONFERENCE	0- 0	13- 1	10- 1				
7- 1	0- 1	0- 0	HOME	0- 0	7- 0	5- 0				
5- 3	0- 2	0- 0	AWAY	0- 0	5- 1	4- 1				
1- 1	0- 1	0- 0	NEUTRAL	0- 0	1- 0	1- 0				

RPI S Opponent	Score	RPI S Opponent	Score	RPI S Opponent	Score	Team's RPI: 65	RPI S Opponent	Score
6 A UConn	38 82	47 A TCU	55 69	59 A Miami (OH)	65 78		103 H Minnesota	72 65
6 H UConn	55 65			67 H Butler	72 65		106 A Ohio St.	56 69
18 A UCF	55 56			92 H VCU	66 54		110 H Old Dominion	72 76
18 N UCF	58 66						114 A South Fla.	57 56
							114 H South Fla.	57 43
							117 H Houston	68 57
							123 H Youngstown St.	76 62
							128 A Pittsburgh	48 65
							141 H Yale	66 52
							157 A Tulsa	70 50
							157 H Tulsa	74 47
							166 A Temple	70 78
							166 H Temple	72 52
							172 A Tulane	80 65
							183 A Saint Louis	51 50
							194 A East Carolina	68 57
							211 H Xavier	79 61
							222 A Ball St.	63 75
							227 H Howard	85 51
							229 H SMU	69 57
							230 A Memphis	89 69
							230 H Memphis	80 56
							230 N Memphis	68 48
							242 H ETSU	77 64
							256 H Wichita St.	82 54
							261 H Austin Peay	69 48
LAST 12 Division I GAMES:								
47 A TCU	55 69	172 A Tulane	80 65					
67 H Butler	72 65	114 H South Fla.	57 43					
103 H Minnesota	72 65	194 A East Carolina	68 57					
123 H Youngstown St.	76 62	157 H Tulsa	74 47					
230 N Memphis	68 48	166 A Temple	70 78					
18 N UCF	58 66	230 A Memphis	89 69					

Non-Div I Games:

Cincinnati



RPI S Opponent Score

RPI	S	Opponent	Score
330	H	Lipscomb	71 55

C  
i  
n  
c  
i  
n  
n  
a  
t  
i

C  
i  
n  
c  
i  
n  
n  
a  
t  
i

Cincinnati



Average RPI Win:	127	WON-LOST	WINNING	LAST 10	STRENGTH OF	OPP. STRENGTH	TEAM	ADJ.	CONF.	ADJ CONF.
Average RPI Loss:	50	RECORD	PCT. RANK	GAMES	SCHEDULE	OF SCHEDULE	RPI	RPI	RPI	RPI
DIV. I ONLY	20- 13	108	0- 1	24	24	45	45	1	1	
DIV. I NON-CONF.	10- 5	87	0- 1	100	112	86	86	2	2	
TOTALS	RPI 1-25	RPI 26-50	W-L RECORDS	RPI 51-100	RPI 101-999	RPI 150+				
20- 13	3- 7	2- 1	OVERALL	3- 3	12- 2	6- 2				
12- 5	1- 3	1- 1	HOME	2- 0	8- 1	5- 1				
5- 6	2- 3	0- 0	AWAY	0- 2	3- 1	0- 1				
3- 2	0- 1	1- 0	NEUTRAL	1- 1	1- 0	1- 0				
10- 5	0- 2	2- 0	NON-CONFERENCE	0- 1	8- 2	6- 2				
8- 1	0- 0	1- 0	HOME	0- 0	7- 1	5- 1				
0- 3	0- 2	0- 0	AWAY	0- 0	0- 1	0- 1				
2- 1	0- 0	1- 0	NEUTRAL	0- 1	1- 0	1- 0				
10- 8	3- 5	0- 1	CONFERENCE	3- 2	4- 0	0- 0				
4- 4	1- 3	0- 1	HOME	2- 0	1- 0	0- 0				
5- 3	2- 1	0- 0	AWAY	0- 2	3- 0	0- 0				
1- 1	0- 1	0- 0	NEUTRAL	1- 0	0- 0	0- 0				

RPI S	Opponent	Score	RPI S	Opponent	Score	Team's RPI: 45	RPI S	Opponent	Score	RPI S	Opponent	Score
2	H Notre Dame	63 101	46	H North Carolina	64 70		66	H Virginia Tech	73 66	102	H Virginia	71 65
5	H Louisville	44 76	48	N South Dakota	79 66		66	N Virginia Tech	80 79	113	H High Point	83 64
5	N Louisville	67 75	49	H Belmont	65 62		69	N Tennessee	66 78	118	H Appalachian St.	87 48
8	A Mississippi St.	61 85					73	A Georgia Tech	53 75	128	A Pittsburgh	65 59
9	A NC State	51 54					73	H Georgia Tech	71 61	134	A Boston College	91 58
11	H Syracuse	75 84					82	A Duke	59 63	149	A Wake Forest	69 53
17	A South Carolina	57 69								154	N Oklahoma	74 62
21	A Florida St.	57 45								159	A Alabama	56 76
21	H Florida St.	73 68								161	H Davidson	80 90
25	A Miami (FL)	76 67								202	H Marshall	68 54
										217	H Illinois	69 67
										258	H Wofford	85 77
										260	H Rhode Island	80 67
										330	H Lipscomb	68 26
LAST 12 Division I GAMES:												
8	A Mississippi St.	61 85	66	H Virginia Tech	73 66							
48	N South Dakota	79 66	73	A Georgia Tech	53 75							
66	N Virginia Tech	80 79	134	A Boston College	91 58							
5	N Louisville	67 75	21	H Florida St.	73 68							
154	N Oklahoma	74 62	46	H North Carolina	64 70							
82	A Duke	59 63	149	A Wake Forest	69 53							

Non-Div I Games:

Clemson

■ Loss, 
 ■ Non-Conf, S Site, 
 ■ Home 
 ■ Away 
 N Neutral



## Cleveland St.

Through Games Of April 7, 2019

Average RPI Win:	295	WON-LOST	WINNING	LAST 10	STRENGTH OF	OPP. STRENGTH	TEAM	ADJ.	CONF.	ADJ CONF.
Average RPI Loss:	146	RECORD	PCT. RANK	GAMES	SCHEDULE	OF SCHEDULE	RPI	RPI	RPI	RPI
DIV. I ONLY	8- 20	282	0- 1	247	239	287	287	22	22	
DIV. I NON-CONF.	1- 8	321	0- 0	162	226	314	314	19	19	
TOTALS	RPI 1-25	RPI 26-50	W-L RECORDS	RPI 51-100	RPI 101-999	RPI 150+				
8- 20	0- 0	0- 1	OVERALL	0- 6	8- 13	7- 9				
5- 7	0- 0	0- 0	HOME	0- 3	5- 4	4- 2				
3- 12	0- 0	0- 1	AWAY	0- 3	3- 8	3- 6				
0- 1	0- 0	0- 0	NEUTRAL	0- 0	0- 1	0- 1				
1- 8	0- 0	0- 1	NON-CONFERENCE	0- 1	1- 6	0- 6				
1- 2	0- 0	0- 0	HOME	0- 1	1- 1	0- 1				
0- 5	0- 0	0- 1	AWAY	0- 0	0- 4	0- 4				
0- 1	0- 0	0- 0	NEUTRAL	0- 0	0- 1	0- 1				
7- 12	0- 0	0- 0	CONFERENCE	0- 5	7- 7	7- 3				
4- 5	0- 0	0- 0	HOME	0- 2	4- 3	4- 1				
3- 7	0- 0	0- 0	AWAY	0- 3	3- 4	3- 2				
0- 0	0- 0	0- 0	NEUTRAL	0- 0	0- 0	0- 0				

RPI 1-25				RPI 26-50				RPI 51-100				RPI 101+				Team's RPI: 287	
RPI	S	Opponent	Score	RPI	S	Opponent	Score	RPI	S	Opponent	Score	RPI	S	Opponent	Score		
				31	A	Ohio	54 72	64	A	Wright St.	52 78	123	A	Youngstown St.	55 73		
								64	H	Wright St.	65 70	123	H	Youngstown St.	61 74		
								88	A	Green Bay	30 73	135	H	Illinois St.	67 63		
								88	A	Green Bay	53 62	136	A	IUPUI	36 64		
								88	H	Green Bay	63 76	136	H	IUPUI	50 75		
								99	H	Toledo	60 65	155	H	Bradley	65 67		
												172	N	Tulane	72 81		
												201	A	Eastern Mich.	63 69		
												202	A	Marshall	64 86		
												204	A	Milwaukee	53 59		
												204	H	Milwaukee	60 78		
												222	A	Ball St.	62 67		
												249	A	Northern Ky.	55 74		
												249	H	Northern Ky.	76 47		
												272	A	San Diego	82 83		
												311	A	Oakland	64 62		
												311	H	Oakland	98 90		
												337	A	Detroit Mercy	67 49		
												337	H	Detroit Mercy	67 51		
												340	A	UIC	74 48		
												340	H	UIC	71 53		
LAST 12 Division I GAMES:																	
				88	A	Green Bay	30 73	136	A	IUPUI	36 64						
				123	H	Youngstown St.	61 74	340	A	UIC	74 48						
				249	A	Northern Ky.	55 74	311	H	Oakland	98 90						
				64	A	Wright St.	52 78	337	H	Detroit Mercy	67 51						
				88	H	Green Bay	63 76	123	A	Youngstown St.	55 73						
				204	H	Milwaukee	60 78	64	H	Wright St.	65 70						

Non-Div I Games: Lake Erie 79 49 Salem (WV) 113 81

Cleveland St.

Loss, Non-Conf, S Site, H Home A Away N Neutral



Average RPI Win: <b>245</b>	WON-LOST	WINNING	LAST 10	STRENGTH OF	OPP. STRENGTH	TEAM	ADJ.	CONF.	ADJ CONF.
Average RPI Loss: <b>114</b>	RECORD	PCT. RANK	GAMES	SCHEDULE	OF SCHEDULE	RPI	RPI	RPI	RPI
DIV. I ONLY	15- 15	165	0- 1	185	194	182	182	12	12
DIV. I NON-CONF.	6- 4	116	0- 1	273	318	201	201	13	13
TOTALS	RPI 1-25	RPI 26-50	W-L RECORDS	RPI 51-100	RPI 101-999	RPI 150+			
15- 15	0- 0	0- 1	OVERALL	0- 8	15- 6	13- 4			
9- 6	0- 0	0- 0	HOME	0- 4	9- 2	8- 2			
6- 6	0- 0	0- 0	AWAY	0- 3	6- 3	5- 2			
0- 3	0- 0	0- 1	NEUTRAL	0- 1	0- 1	0- 0			
6- 4	0- 0	0- 1	NON-CONFERENCE	0- 1	6- 2	6- 2			
4- 1	0- 0	0- 0	HOME	0- 0	4- 1	4- 1			
2- 1	0- 0	0- 0	AWAY	0- 0	2- 1	2- 1			
0- 2	0- 0	0- 1	NEUTRAL	0- 1	0- 0	0- 0			
9- 11	0- 0	0- 0	CONFERENCE	0- 7	9- 4	7- 2			
5- 5	0- 0	0- 0	HOME	0- 4	5- 1	4- 1			
4- 5	0- 0	0- 0	AWAY	0- 3	4- 2	3- 1			
0- 1	0- 0	0- 0	NEUTRAL	0- 0	0- 1	0- 0			

RPI S	Opponent	Score	RPI S	Opponent	Score	RPI S	Opponent	Score	RPI S	Opponent	Score	Team's RPI: 182
30	N Rice	52 <b>56</b>	56	N Auburn	78 <b>84</b>	118	A Appalachian St.	53 <b>67</b>				
			61	H Little Rock	47 <b>60</b>	118	H Appalachian St.	74 66				
			72	A UT Arlington	53 <b>79</b>	118	N Appalachian St.	42 <b>78</b>				
			72	H UT Arlington	64 <b>67</b>	145	A Georgia St.	67 62				
			89	A South Alabama	50 <b>67</b>	163	A Texas St.	58 <b>73</b>				
			89	H South Alabama	78 <b>88</b>	163	H Texas St.	77 70				
			100	A Troy	76 <b>89</b>	169	A UC Riverside	43 <b>62</b>				
			100	H Troy	81 <b>82</b>	179	H Campbell	54 <b>58</b>				
						196	H Arkansas St.	63 49				
						196	H Arkansas St.	88 72				
						223	H Bowling Green	81 80				
						230	H Memphis	90 71				
						269	A Louisiana	76 58				
						269	H Louisiana	67 62				
						285	A Ga. Southern	76 73				
						297	H South Carolina St.	57 44				
						300	A La.-Monroe	79 54				
						300	H La.-Monroe	57 <b>60</b>				
						308	A UNC Greensboro	78 71				
						335	A N.C. Central	89 66				
						342	H Western Caro.	77 59				
LAST 12 Division I GAMES:												
179	H Campbell	54 <b>58</b>	269	H Louisiana	67 62							
196	H Arkansas St.	63 49	145	A Georgia St.	67 62							
118	N Appalachian St.	42 <b>78</b>	285	A Ga. Southern	76 73							
100	A Troy	76 <b>89</b>	118	H Appalachian St.	74 66							
89	A South Alabama	50 <b>67</b>	163	H Texas St.	77 70							
300	H La.-Monroe	57 <b>60</b>	72	H UT Arlington	64 <b>67</b>							

Non-Div I Games: N.C. Wesleyan 126 65 Meredith 128 39

Coastal Caro.

■ Loss, 
 ■ Non-Conf, 
 ■ S Site, 
 ■ Home 
 ■ A Away 
 N Neutral



Average RPI Win:	245	WON-LOST	WINNING	LAST 10	STRENGTH OF	OPP. STRENGTH	TEAM	ADJ.	CONF.	ADJ CONF.
Average RPI Loss:	158	RECORD	PCT. RANK	GAMES	SCHEDULE	OF SCHEDULE	RPI	RPI	RPI	RPI
DIV. I ONLY	6- 23	318	0- 1	165	222	296	296	10	10	
DIV. I NON-CONF.	3- 7	255	0- 0	291	351	318	318	10	10	
TOTALS	RPI 1-25	RPI 26-50	W-L RECORDS	RPI 51-100	RPI 101-999	RPI 150+				
6- 23	0- 0	0- 2	OVERALL	0- 2	6- 19	6- 10				
4- 10	0- 0	0- 1	HOME	0- 1	4- 8	4- 4				
2- 12	0- 0	0- 1	AWAY	0- 1	2- 10	2- 5				
0- 1	0- 0	0- 0	NEUTRAL	0- 0	0- 1	0- 1				
3- 7	0- 0	0- 0	NON-CONFERENCE	0- 0	3- 7	3- 6				
2- 3	0- 0	0- 0	HOME	0- 0	2- 3	2- 3				
1- 4	0- 0	0- 0	AWAY	0- 0	1- 4	1- 3				
0- 0	0- 0	0- 0	NEUTRAL	0- 0	0- 0	0- 0				
3- 16	0- 0	0- 2	CONFERENCE	0- 2	3- 12	3- 4				
2- 7	0- 0	0- 1	HOME	0- 1	2- 5	2- 1				
1- 8	0- 0	0- 1	AWAY	0- 1	1- 6	1- 2				
0- 1	0- 0	0- 0	NEUTRAL	0- 0	0- 1	0- 1				

RPI S	Opponent	Score	RPI S	Opponent	Score	RPI S	Opponent	Score	RPI S	Opponent	Score	Team's RPI: 296
37	A James Madison	35 76	37	H James Madison	50 91	70	A Drexel	53 76	101	A Northeastern	69 81	
									101	H Northeastern	56 87	
									105	A Towson	61 87	
									105	H Towson	61 77	
									118	A Appalachian St.	66 80	
									126	A UNCW	49 71	
									126	H UNCW	62 66	
									142	A Delaware	50 74	
									142	H Delaware	60 72	
									164	A William & Mary	66 54	
									164	H William & Mary	79 77	
									164	N William & Mary	41 61	
									179	A Campbell	65 66	
									195	H Furman	67 70	
									226	A George Mason	52 66	
									233	A Hofstra	49 68	
									233	H Hofstra	70 62	
									240	A Elon	68 76	
									240	H Elon	52 72	
									258	A Wofford	58 78	
									280	H Charleston So.	79 52	
									297	H South Carolina St.	75 51	
									306	H Winthrop	64 71	
									315	H Presbyterian	65 71	
									330	A Lipscomb	65 63	
LAST 12 Division I GAMES:												
164	N William & Mary	41 61	105	A Towson	61 87							
126	H UNCW	62 66	37	A James Madison	35 76							
101	A Northeastern	69 81	240	H Elon	52 72							
233	A Hofstra	49 68	164	H William & Mary	79 77							
70	H Drexel	42 65	233	H Hofstra	70 62							
142	H Delaware	60 72	101	H Northeastern	56 87							

Non-Div I Games: North Greenville 95 62

Col. of Charleston

■ Loss, 
 ■ Non-Conf, 
 ■ S Site, 
 ■ H Home 
 ■ A Away 
 N Neutral



Average RPI Win:	276	WON-LOST	WINNING	LAST 10	STRENGTH OF	OPP. STRENGTH	TEAM	ADJ.	CONF.	ADJ CONF.
Average RPI Loss:	168	RECORD	PCT. RANK	GAMES	SCHEDULE	OF SCHEDULE	RPI	RPI	RPI	RPI
DIV. I ONLY	12- 17	222	0- 1	272	275	250	250	18	18	
DIV. I NON-CONF.	4- 6	209	0- 0	337	342	308	308	21	21	
TOTALS	RPI 1-25	RPI 26-50	W-L RECORDS	RPI 51-100	RPI 101-999	RPI 150+				
12- 17	0- 0	0- 2	OVERALL	0- 2	12- 13	12- 8				
6- 7	0- 0	0- 1	HOME	0- 1	6- 5	6- 4				
6- 10	0- 0	0- 1	AWAY	0- 1	6- 8	6- 4				
0- 0	0- 0	0- 0	NEUTRAL	0- 0	0- 0	0- 0				
4- 6	0- 0	0- 0	NON-CONFERENCE	0- 0	4- 6	4- 4				
3- 1	0- 0	0- 0	HOME	0- 0	3- 1	3- 1				
1- 5	0- 0	0- 0	AWAY	0- 0	1- 5	1- 3				
0- 0	0- 0	0- 0	NEUTRAL	0- 0	0- 0	0- 0				
8- 11	0- 0	0- 2	CONFERENCE	0- 2	8- 7	8- 4				
3- 6	0- 0	0- 1	HOME	0- 1	3- 4	3- 3				
5- 5	0- 0	0- 1	AWAY	0- 1	5- 3	5- 1				
0- 0	0- 0	0- 0	NEUTRAL	0- 0	0- 0	0- 0				

RPI S	Opponent	Score	RPI S	Opponent	Score	RPI S	Opponent	Score	RPI S	Opponent	Score	Team's RPI: 250
43	A Bucknell	58 76	43	H Bucknell	62 90	75	A American	57 76	122	A Dayton	58 67	
						75	H American	66 71	130	A Lehigh	58 86	
									130	A Lehigh	68 78	
									130	H Lehigh	63 75	
									141	A Yale	61 80	
									176	A Holy Cross	70 67	
									176	H Holy Cross	67 80	
									178	A Boston U.	81 72	
									178	H Boston U.	53 61	
									226	A George Mason	61 64	
									254	H Columbia	84 71	
									259	A Navy	52 67	
									259	H Navy	49 62	
									265	A Loyola Maryland	58 47	
									265	H Loyola Maryland	73 64	
									270	A Niagara	69 74	
									277	A Siena	53 55	
									286	H Canisius	67 53	
									288	A Army West Point	70 58	
									288	H Army West Point	85 80	
									322	A Lafayette	77 67	
									322	H Lafayette	60 49	
									325	H NJIT	53 71	
									327	A UMass Lowell	61 52	
									344	H Fairleigh Dickinson	71 52	
LAST 12 Division I GAMES:												
130	A Lehigh	68 78	43	A Bucknell	58 76							
322	A Lafayette	77 67	178	H Boston U.	53 61							
176	H Holy Cross	67 80	259	A Navy	52 67							
288	H Army West Point	85 80	75	H American	66 71							
265	A Loyola Maryland	58 47	288	A Army West Point	70 58							
130	H Lehigh	63 75	265	H Loyola Maryland	73 64							

Non-Div I Games:

Colgate

■ Loss, 
■ Non-Conf, 
■ S Site, 
■ H Home 
■ A Away 
N Neutral



Colorado

Through Games Of April 7, 2019

Average RPI Win:	184	WON-LOST	WINNING	LAST 10	STRENGTH OF	OPP. STRENGTH	TEAM	ADJ.	CONF.	ADJ CONF.
Average RPI Loss:	52	RECORD	PCT. RANK	GAMES	SCHEDULE	OF SCHEDULE	RPI	RPI	RPI	RPI
DIV. I ONLY	12- 18	227	0- 1	87	20	170	170	2	2	
DIV. I NON-CONF.	10- 1	10	0- 0	234	183	41	41	1	1	
TOTALS	RPI 1-25	RPI 26-50	W-L RECORDS	RPI 51-100	RPI 101-999	RPI 150+				
12- 18	0- 7	1- 3	OVERALL	2- 5	9- 3	8- 1				
10- 7	0- 2	1- 2	HOME	2- 2	7- 1	6- 0				
1- 10	0- 4	0- 1	AWAY	0- 3	1- 2	1- 1				
1- 1	0- 1	0- 0	NEUTRAL	0- 0	1- 0	1- 0				
10- 1	0- 1	1- 0	NON-CONFERENCE	1- 0	8- 0	7- 0				
8- 0	0- 0	1- 0	HOME	1- 0	6- 0	5- 0				
1- 1	0- 1	0- 0	AWAY	0- 0	1- 0	1- 0				
1- 0	0- 0	0- 0	NEUTRAL	0- 0	1- 0	1- 0				
2- 17	0- 6	0- 3	CONFERENCE	1- 5	1- 3	1- 1				
2- 7	0- 2	0- 2	HOME	1- 2	1- 1	1- 0				
0- 9	0- 3	0- 1	AWAY	0- 3	0- 2	0- 1				
0- 1	0- 1	0- 0	NEUTRAL	0- 0	0- 0	0- 0				

RPI S Opponent Score	RPI S Opponent Score	RPI S Opponent Score	RPI S Opponent Score
3 A Oregon 43 102	28 A UCLA 50 84	51 A Southern California 77 84	129 H Northern Colo. 77 69
4 H Stanford 69 80	28 H UCLA 60 64	51 H Southern California 81 76	133 A Washington 58 68
16 A Arizona St. 49 66	34 H California 60 80	52 A Arizona 51 63	133 H Washington 46 60
16 H Arizona St. 70 76	46 H North Carolina 86 74	52 H Arizona 67 69	152 A Washington St. 48 74
16 N Arizona St. 49 66		85 H Pepperdine 80 65	152 H Washington St. 72 61
19 A Oregon St. 65 89		86 A Utah 59 78	177 N Utah St. 78 68
25 A Miami (FL) 58 73		86 H Utah 61 76	191 H Prairie View 79 38
			246 A Nevada 65 52
			259 H Navy 59 43
			281 H Colorado St. 59 40
			289 H Samford 81 39
			299 H San Jose St. 76 64
Team's RPI: 170			
LAST 12 Division I GAMES:			
16 N Arizona St. 49 66	16 A Arizona St. 49 66		
28 A UCLA 50 84	51 H Southern California 81 76		
51 A Southern California 77 84	28 H UCLA 60 64		
133 H Washington 46 60	3 A Oregon 43 102		
152 H Washington St. 72 61	19 A Oregon St. 65 89		
52 A Arizona 51 63	34 H California 60 80		

Non-Div I Games:

Colorado

Loss, Non-Conf, S Site, H Home A Away N Neutral



Average RPI Win:	219	WON-LOST	WINNING	LAST 10	STRENGTH OF	OPP. STRENGTH	TEAM	ADJ.	CONF.	ADJ CONF.
Average RPI Loss:	135	RECORD	PCT. RANK	GAMES	SCHEDULE	OF SCHEDULE	RPI	RPI	RPI	RPI
DIV. I ONLY	6- 22	311	0- 1	99	147	281	281	15	15	
DIV. I NON-CONF.	4- 5	187	0- 0	43	135	161	161	14	14	
TOTALS	RPI 1-25	RPI 26-50	W-L RECORDS	RPI 51-100	RPI 101-999	RPI 150+				
6- 22	0- 2	0- 3	OVERALL	0- 4	6- 13	6- 10				
6- 9	0- 1	0- 1	HOME	0- 2	6- 5	6- 3				
0- 12	0- 1	0- 2	AWAY	0- 2	0- 7	0- 6				
0- 1	0- 0	0- 0	NEUTRAL	0- 0	0- 1	0- 1				
4- 5	0- 2	0- 1	NON-CONFERENCE	0- 0	4- 2	4- 1				
4- 2	0- 1	0- 0	HOME	0- 0	4- 1	4- 0				
0- 3	0- 1	0- 1	AWAY	0- 0	0- 1	0- 1				
0- 0	0- 0	0- 0	NEUTRAL	0- 0	0- 0	0- 0				
2- 17	0- 0	0- 2	CONFERENCE	0- 4	2- 11	2- 9				
2- 7	0- 0	0- 1	HOME	0- 2	2- 4	2- 3				
0- 9	0- 0	0- 1	AWAY	0- 2	0- 6	0- 5				
0- 1	0- 0	0- 0	NEUTRAL	0- 0	0- 1	0- 1				

RPI 1-25				RPI 26-50				RPI 51-100				RPI 101+ Team's RPI: 281			
RPI	S	Opponent	Score	RPI	S	Opponent	Score	RPI	S	Opponent	Score	RPI	S	Opponent	Score
13	A	Gonzaga	39 50	27	A	BYU	42 51	53	A	Wyoming	32 56	127	A	Fresno St.	54 57
16	H	Arizona St.	39 70	39	A	Boise St.	57 70	53	H	Wyoming	49 60	127	H	Fresno St.	55 66
				39	H	Boise St.	63 72	76	A	New Mexico	58 70	129	H	Northern Colo.	47 53
								76	H	New Mexico	56 79	153	H	Denver	84 79
LAST 12 Division I GAMES:															
				177	N	Utah St.	59 62	299	H	San Jose St.	70 78	170	A	Colorado	40 59
				208	A	UNLV	45 60	207	A	San Diego St.	45 54	177	A	Utah St.	59 70
				177	A	Utah St.	59 70	53	H	Wyoming	49 60	177	H	Utah St.	53 72
				76	H	New Mexico	56 79	246	A	Nevada	57 68	177	N	Utah St.	59 62
				39	H	Boise St.	63 72	298	H	Air Force	55 48	200	H	Cornell	56 53
				53	A	Wyoming	32 56	39	A	Boise St.	57 70	207	A	San Diego St.	45 54
												208	A	UNLV	45 60
												208	H	UNLV	52 49
												221	H	Northern Ariz.	65 54
												234	H	North Florida	61 59
												246	A	Nevada	57 68
												246	H	Nevada	38 62
												298	A	Air Force	48 63
												298	H	Air Force	55 48
												299	H	San Jose St.	70 78

Non-Div I Games: Chadron St. 91 38 Eastern N.M. 72 46

Colorado St.

Loss, Non-Conf, S Site, H Home A Away N Neutral



Average RPI Win:	215	WON-LOST	WINNING	LAST 10	STRENGTH OF	OPP. STRENGTH	TEAM	ADJ.	CONF.	ADJ CONF.
Average RPI Loss:	156	RECORD	PCT. RANK	GAMES	SCHEDULE	OF SCHEDULE	RPI	RPI	RPI	RPI
DIV. I ONLY	8- 19	276	0- 1	156	196	254	254	11	11	
DIV. I NON-CONF.	4- 9	251	0- 0	238	292	263	263	11	11	
TOTALS	RPI 1-25	RPI 26-50	W-L RECORDS	RPI 51-100	RPI 101-999	RPI 150+				
8- 19	0- 0	0- 2	OVERALL	1- 4	7- 13	6- 9				
5- 7	0- 0	0- 1	HOME	1- 1	4- 5	4- 3				
3- 12	0- 0	0- 1	AWAY	0- 3	3- 8	2- 6				
0- 0	0- 0	0- 0	NEUTRAL	0- 0	0- 0	0- 0				
4- 9	0- 0	0- 0	NON-CONFERENCE	0- 1	4- 8	3- 6				
2- 3	0- 0	0- 0	HOME	0- 0	2- 3	2- 2				
2- 6	0- 0	0- 0	AWAY	0- 1	2- 5	1- 4				
0- 0	0- 0	0- 0	NEUTRAL	0- 0	0- 0	0- 0				
4- 10	0- 0	0- 2	CONFERENCE	1- 3	3- 5	3- 3				
3- 4	0- 0	0- 1	HOME	1- 1	2- 2	2- 1				
1- 6	0- 0	0- 1	AWAY	0- 2	1- 3	1- 2				
0- 0	0- 0	0- 0	NEUTRAL	0- 0	0- 0	0- 0				

RPI S	Opponent	Score	RPI S	Opponent	Score	RPI S	Opponent	Score	RPI S	Opponent	Score	Team's RPI: 254
			50 A Princeton	59 65		58 A Penn	56 79		117 H Houston	72 83		
			50 H Princeton	64 79		58 H Penn	60 72		131 A Mercer	72 68		
						87 A Fordham	49 68		134 A Boston College	60 74		
						98 A Harvard	56 69		141 A Yale	61 69		
						98 H Harvard	75 65		141 H Yale	54 67		
									200 A Cornell	51 60		
									200 H Cornell	65 57		
									203 H Hampton	88 63		
									204 A Milwaukee	65 78		
									212 A Dartmouth	48 60		
									212 H Dartmouth	69 70		
									217 A Illinois	69 76		
									233 A Hofstra	65 63		
									236 H Albany (NY)	58 62		
									238 A Saint Joseph's	61 68		
									250 A Colgate	71 84		
									264 H Cal St. Fullerton	58 61		
									284 A Brown	83 81		
									284 H Brown	93 62		
									288 H Army West Point	70 49		
LAST 12 Division I GAMES:												
			98 A Harvard	56 69		284 A Brown	83 81					
			212 A Dartmouth	48 60		141 A Yale	61 69					
			141 H Yale	54 67		212 H Dartmouth	69 70					
			284 H Brown	93 62		98 H Harvard	75 65					
			50 A Princeton	59 65		58 H Penn	60 72					
			58 A Penn	56 79		50 H Princeton	64 79					

Non-Div I Games:

Columbia

■ Loss, 
 ■ Non-Conf, 
 ■ S Site, 
 ■ H Home 
 ■ A Away 
 N Neutral



Average RPI Win:	317	WON-LOST	WINNING	LAST 10	STRENGTH OF	OPP. STRENGTH	TEAM	ADJ.	CONF.	ADJ CONF.
Average RPI Loss:	195	RECORD	PCT. RANK	GAMES	SCHEDULE	OF SCHEDULE	RPI	RPI	RPI	RPI
DIV. I ONLY	5- 25	331	1- 0	214	333	313	313	32	32	
DIV. I NON-CONF.	0- 12	336	0- 0	21	150	249	249	32	32	
TOTALS	RPI 1-25	RPI 26-50	W-L RECORDS	RPI 51-100	RPI 101-999	RPI 150+				
5- 25	0- 2	0- 1	OVERALL	0- 3	5- 19	5- 16				
2- 7	0- 0	0- 0	HOME	0- 0	2- 7	2- 7				
2- 16	0- 2	0- 1	AWAY	0- 2	2- 11	2- 8				
1- 2	0- 0	0- 0	NEUTRAL	0- 1	1- 1	1- 1				
0- 12	0- 2	0- 1	NON-CONFERENCE	0- 3	0- 6	0- 3				
0- 1	0- 0	0- 0	HOME	0- 0	0- 1	0- 1				
0- 10	0- 2	0- 1	AWAY	0- 2	0- 5	0- 2				
0- 1	0- 0	0- 0	NEUTRAL	0- 1	0- 0	0- 0				
5- 13	0- 0	0- 0	CONFERENCE	0- 0	5- 13	5- 13				
2- 6	0- 0	0- 0	HOME	0- 0	2- 6	2- 6				
2- 6	0- 0	0- 0	AWAY	0- 0	2- 6	2- 6				
1- 1	0- 0	0- 0	NEUTRAL	0- 0	1- 1	1- 1				

RPI	S	Opponent	Score	RPI	S	Opponent	Score	RPI	S	Opponent	Score	RPI	S	Opponent	Score	Team's RPI: 313
8	A	Mississippi St.	38 110	31	A	Ohio	62 87	62	A	FGCU	61 93	102	A	Virginia	41 55	
14	A	Maryland	36 93					83	A	West Virginia	37 78	103	A	Minnesota	52 84	
								91	N	UAB	61 86	110	A	Old Dominion	51 81	
												188	H	Bethune-Cookman	65 71	
												188	N	Bethune-Cookman	49 55	
												198	A	N.C. A&T	42 66	
												202	A	Marshall	67 88	
												205	A	UMES	54 74	
												227	H	Howard	81 88	
												251	A	Norfolk St.	54 51	
												251	H	Norfolk St.	63 68	
												270	A	Niagara	69 71	
												297	A	South Carolina St.	55 60	
												297	H	South Carolina St.	59 75	
												305	H	UMBC	52 57	
												310	A	Morgan St.	47 70	
												310	H	Morgan St.	57 74	
												310	N	Morgan St.	50 48	
												335	A	N.C. Central	57 62	
												339	A	Delaware St.	71 57	
												339	H	Delaware St.	85 59	
												345	A	Savannah St.	57 68	
												345	H	Savannah St.	70 76	
												346	H	Florida A&M	73 53	
LAST 12 Division I GAMES:																
310	N	Morgan St.	50 48	205	A	UMES	54 74									
188	N	Bethune-Cookman	49 55	297	A	South Carolina St.	55 60									
310	A	Morgan St.	47 70	345	A	Savannah St.	57 68									
251	A	Norfolk St.	54 51	310	H	Morgan St.	57 74									
339	H	Delaware St.	85 59	188	H	Bethune-Cookman	65 71									
227	H	Howard	81 88	346	H	Florida A&M	73 53									

Non-Div I Games:

Coppin St.

■ Loss, 
 ■ Non-Conf, 
 ■ S Site, 
 ■ Home 
 ■ A Away 
 N Neutral



Average RPI Win: <b>251</b>	WON-LOST	WINNING	LAST 10	STRENGTH OF	OPP. STRENGTH	TEAM	ADJ.	CONF.	ADJ CONF.
Average RPI Loss: <b>131</b>	RECORD	PCT. RANK	GAMES	SCHEDULE	OF SCHEDULE	RPI	RPI	RPI	RPI
DIV. I ONLY	<b>12- 14</b>	<b>201</b>	<b>0- 1</b>	<b>222</b>	<b>195</b>	<b>200</b>	<b>200</b>	<b>11</b>	<b>11</b>
DIV. I NON-CONF.	<b>6- 5</b>	<b>140</b>	<b>0- 0</b>	<b>309</b>	<b>328</b>	<b>214</b>	<b>214</b>	<b>11</b>	<b>11</b>
TOTALS	RPI 1-25	RPI 26-50	W-L RECORDS	RPI 51-100	RPI 101-999	RPI 150+			
12- 14	0- 0	0- 3	OVERALL	0- 4	12- 7	10- 4			
8- 4	0- 0	0- 1	HOME	0- 2	8- 1	7- 1			
4- 9	0- 0	0- 1	AWAY	0- 2	4- 6	3- 3			
0- 1	0- 0	0- 1	NEUTRAL	0- 0	0- 0	0- 0			
6- 5	0- 0	0- 0	NON-CONFERENCE	0- 0	6- 5	6- 2			
5- 0	0- 0	0- 0	HOME	0- 0	5- 0	5- 0			
1- 5	0- 0	0- 0	AWAY	0- 0	1- 5	1- 2			
0- 0	0- 0	0- 0	NEUTRAL	0- 0	0- 0	0- 0			
6- 9	0- 0	0- 3	CONFERENCE	0- 4	6- 2	4- 2			
3- 4	0- 0	0- 1	HOME	0- 2	3- 1	2- 1			
3- 4	0- 0	0- 1	AWAY	0- 2	3- 1	2- 1			
0- 1	0- 0	0- 1	NEUTRAL	0- 0	0- 0	0- 0			

RPI 1-25				RPI 26-50				RPI 51-100				RPI 101+				Team's RPI: 200	
RPI	S	Opponent	Score	RPI	S	Opponent	Score	RPI	S	Opponent	Score	RPI	S	Opponent	Score		
				50	A	Princeton	64 68	58	A	Penn	58 69	103	A	Minnesota	45 65		
				50	H	Princeton	46 75	58	H	Penn	46 59	130	A	Lehigh	54 67		
				50	N	Princeton	47 68	98	A	Harvard	38 80	140	A	Stony Brook	61 63		
								98	H	Harvard	61 68	141	A	Yale	43 41		
												141	H	Yale	66 56		
												203	H	Hampton	79 53		
												212	A	Dartmouth	57 47		
												212	H	Dartmouth	56 63		
												236	H	Albany (NY)	48 34		
												254	A	Columbia	57 65		
												254	H	Columbia	60 51		
												255	A	Binghamton	61 72		
												263	H	St. Bonaventure	58 44		
												281	A	Colorado St.	53 56		
												284	A	Brown	65 53		
												284	H	Brown	66 48		
												322	A	Lafayette	62 59		
												327	H	UMass Lowell	63 54		
												339	H	Delaware St.	94 59		
LAST 12 Division I GAMES:																	
				50	N	Princeton	47 68	50	A	Princeton	64 68						
				212	A	Dartmouth	57 47	141	A	Yale	43 41						
				98	A	Harvard	38 80	284	A	Brown	65 53						
				284	H	Brown	66 48	98	H	Harvard	61 68						
				141	H	Yale	66 56	212	H	Dartmouth	56 63						
				58	A	Penn	58 69	50	H	Princeton	46 75						

Non-Div I Games:

Cornell



Creighton

Through Games Of April 7, 2019

Average RPI Win:	151	WON-LOST	WINNING	LAST 10	STRENGTH OF	OPP. STRENGTH	TEAM	ADJ.	CONF.	ADJ CONF.
Average RPI Loss:	59	RECORD	PCT. RANK	GAMES	SCHEDULE	OF SCHEDULE	RPI	RPI	RPI	RPI
DIV. I ONLY	15- 16	177	1- 0	49	55	95	95	6	6	
DIV. I NON-CONF.	6- 5	140	0- 0	123	60	116	116	4	4	
TOTALS	RPI 1-25	RPI 26-50	W-L RECORDS	RPI 51-100	RPI 101-999	RPI 150+				
15- 16	2- 6	0- 1	OVERALL	3- 6	10- 3	6- 0				
6- 7	1- 2	0- 1	HOME	2- 2	3- 2	2- 0				
6- 9	1- 4	0- 0	AWAY	0- 4	5- 1	3- 0				
3- 0	0- 0	0- 0	NEUTRAL	1- 0	2- 0	1- 0				
6- 5	0- 3	0- 1	NON-CONFERENCE	1- 1	5- 0	4- 0				
2- 2	0- 1	0- 1	HOME	1- 0	1- 0	1- 0				
2- 3	0- 2	0- 0	AWAY	0- 1	2- 0	2- 0				
2- 0	0- 0	0- 0	NEUTRAL	0- 0	2- 0	1- 0				
9- 11	2- 3	0- 0	CONFERENCE	2- 5	5- 3	2- 0				
4- 5	1- 1	0- 0	HOME	1- 2	2- 2	1- 0				
4- 6	1- 2	0- 0	AWAY	0- 3	3- 1	1- 0				
1- 0	0- 0	0- 0	NEUTRAL	1- 0	0- 0	0- 0				

RPI 1-25				RPI 26-50				RPI 51-100				Team's RPI: 95				RPI 101+			
RPI	S	Opponent	Score	RPI	S	Opponent	Score	RPI	S	Opponent	Score	RPI	S	Opponent	Score	RPI	S	Opponent	Score
10	A	Marquette	67 85	48	H	South Dakota	65 77	54	A	Georgetown	53 62	114	N	South Fla.	83 76				
10	H	Marquette	71 65					54	H	Georgetown	65 38	116	A	Providence	73 64				
20	A	South Dakota St.	48 74					55	A	Villanova	62 67	116	H	Providence	63 77				
21	A	Florida St.	52 71					55	H	Villanova	52 54	119	A	St. John's (NY)	65 63				
23	A	DePaul	69 80					67	A	Butler	46 66	119	H	St. John's (NY)	45 51				
23	A	DePaul	85 82					67	H	Butler	43 75	139	A	Seton Hall	75 82				
23	H	DePaul	67 74					67	N	Butler	60 51	139	H	Seton Hall	80 71				
24	H	Drake	69 85					94	H	Nebraska	74 65	210	N	Vanderbilt	75 55				
								96	A	UNI	55 65	211	A	Xavier	53 52				
												211	H	Xavier	66 62				
												256	A	Wichita St.	83 71				
												317	A	North Dakota St.	86 51				
												326	H	Omaha	66 51				
LAST 12 Division I GAMES:																			
67	N	Butler	60 51	67	A	Butler	46 66												
23	A	DePaul	69 80	139	H	Seton Hall	80 71												
23	H	DePaul	67 74	119	H	St. John's (NY)	45 51												
10	H	Marquette	71 65	55	A	Villanova	62 67												
116	A	Providence	73 64	54	A	Georgetown	53 62												
211	A	Xavier	53 52	116	H	Providence	63 77												

Non-Div I Games:

Creighton

Loss, Non-Conf, S Site, H Home A Away N Neutral



Average RPI Win:	256	WON-LOST	WINNING	LAST 10	STRENGTH OF	OPP. STRENGTH	TEAM	ADJ.	CONF.	ADJ CONF.
Average RPI Loss:	129	RECORD	PCT. RANK	GAMES	SCHEDULE	OF SCHEDULE	RPI	RPI	RPI	RPI
DIV. I ONLY	13- 14	188	0- 1	270	159	212	212	11	11	
DIV. I NON-CONF.	7- 6	143	0- 1	328	255	243	243	11	11	
TOTALS	RPI 1-25	RPI 26-50	W-L RECORDS	RPI 51-100	RPI 101-999	RPI 150+				
13- 14	0- 0	0- 3	OVERALL	0- 5	13- 6	12- 4				
8- 5	0- 0	0- 2	HOME	0- 2	8- 1	7- 1				
5- 7	0- 0	0- 1	AWAY	0- 2	5- 4	5- 2				
0- 2	0- 0	0- 0	NEUTRAL	0- 1	0- 1	0- 1				
7- 6	0- 0	0- 1	NON-CONFERENCE	0- 1	7- 4	7- 3				
5- 1	0- 0	0- 1	HOME	0- 0	5- 0	5- 0				
2- 3	0- 0	0- 0	AWAY	0- 0	2- 3	2- 2				
0- 2	0- 0	0- 0	NEUTRAL	0- 1	0- 1	0- 1				
6- 8	0- 0	0- 2	CONFERENCE	0- 4	6- 2	5- 1				
3- 4	0- 0	0- 1	HOME	0- 2	3- 1	2- 1				
3- 4	0- 0	0- 1	AWAY	0- 2	3- 1	3- 0				
0- 0	0- 0	0- 0	NEUTRAL	0- 0	0- 0	0- 0				

RPI S	Opponent	Score	RPI S	Opponent	Score	RPI S	Opponent	Score	RPI S	Opponent	Score	Team's RPI: 212
26	H Buffalo	69 75	58	A Penn	52 56	134	A Boston College	68 99				
50	A Princeton	47 64	58	H Penn	44 60	141	A Yale	49 64				
50	H Princeton	75 82	60	N Middle Tenn.	58 70	141	H Yale	56 54				
			98	A Harvard	46 56	178	H Boston U.	64 44				
			98	H Harvard	57 73	200	A Cornell	63 56				
						200	H Cornell	47 57				
						254	A Columbia	70 69				
						254	H Columbia	60 48				
						255	H Binghamton	63 39				
						264	A Cal St. Fullerton	62 67				
						265	H Loyola Maryland	54 41				
						272	A San Diego	76 78				
						279	A Vermont	66 42				
						283	H Fairfield	59 46				
						284	A Brown	81 61				
						284	H Brown	78 43				
						291	N UC Santa Barbara	56 62				
						320	A New Hampshire	62 42				
						327	H UMass Lowell	70 54				
LAST 12 Division I GAMES:												
291	N UC Santa Barbara	56 62	141	H Yale	56 54							
200	H Cornell	47 57	50	H Princeton	75 82							
254	H Columbia	60 48	58	H Penn	44 60							
58	A Penn	52 56	254	A Columbia	70 69							
50	A Princeton	47 64	200	A Cornell	63 56							
284	H Brown	78 43	141	A Yale	49 64							

Non-Div I Games:

Dartmouth

■ Loss, 
■ Non-Conf, 
■ S Site, 
■ H Home 
■ A Away 
N Neutral



Average RPI Win:	208	WON-LOST	WINNING	LAST 10	STRENGTH OF	OPP. STRENGTH	TEAM	ADJ.	CONF.	ADJ CONF.
Average RPI Loss:	152	RECORD	PCT. RANK	GAMES	SCHEDULE	OF SCHEDULE	RPI	RPI	RPI	RPI
DIV. I ONLY	16- 15	157	0- 1	187	176	161	161	17	17	
DIV. I NON-CONF.	5- 8	222	0- 1	136	177	179	179	17	17	
TOTALS	RPI 1-25	RPI 26-50	W-L RECORDS	RPI 51-100	RPI 101-999	RPI 150+				
16- 15	0- 1	1- 1	OVERALL	1- 2	14- 11	12- 7				
9- 5	0- 0	0- 0	HOME	0- 1	9- 4	8- 3				
7- 9	0- 1	1- 1	AWAY	1- 1	5- 6	4- 4				
0- 1	0- 0	0- 0	NEUTRAL	0- 0	0- 1	0- 0				
5- 8	0- 1	1- 1	NON-CONFERENCE	0- 0	4- 6	3- 4				
3- 2	0- 0	0- 0	HOME	0- 0	3- 2	2- 1				
2- 6	0- 1	1- 1	AWAY	0- 0	1- 4	1- 3				
0- 0	0- 0	0- 0	NEUTRAL	0- 0	0- 0	0- 0				
11- 7	0- 0	0- 0	CONFERENCE	1- 2	10- 5	9- 3				
6- 3	0- 0	0- 0	HOME	0- 1	6- 2	6- 2				
5- 3	0- 0	0- 0	AWAY	1- 1	4- 2	3- 1				
0- 1	0- 0	0- 0	NEUTRAL	0- 0	0- 1	0- 0				

RPI S	Opponent	Score	RPI S	Opponent	Score	RPI S	Opponent	Score	RPI S	Opponent	Score	Team's RPI: 161
9	A NC State	45 75	45	A Clemson	90 80	87	A Fordham	60 56	108	A Charlotte	66 78	
			50	A Princeton	57 65	87	H Fordham	42 58	113	H High Point	71 62	
						92	A VCU	54 61	118	H Appalachian St.	78 81	
									122	A Dayton	69 83	
									122	N Dayton	67 84	
									138	A Duquesne	62 47	
									164	H William & Mary	76 65	
									183	H Saint Louis	60 57	
									184	A UNC Asheville	56 69	
									202	H Marshall	64 67	
									209	A Massachusetts	64 49	
									209	H Massachusetts	58 70	
									219	A George Washington	62 42	
									226	H George Mason	67 59	
									238	A Saint Joseph's	54 66	
									240	A Elon	72 73	
									245	A Gardner-Webb	49 54	
									260	A Rhode Island	77 67	
									260	H Rhode Island	58 64	
									263	H St. Bonaventure	67 55	
									263	H St. Bonaventure	74 49	
									273	H Richmond	78 55	
									280	A Charleston So.	72 34	
									282	H La Salle	80 61	
									315	H Presbyterian	83 56	
LAST 12 Division I GAMES:												
202	H Marshall	64 67	122	A Dayton	69 83							
122	N Dayton	67 84	209	A Massachusetts	64 49							
263	H St. Bonaventure	74 49	87	H Fordham	42 58							
92	A VCU	54 61	263	H St. Bonaventure	67 55							
260	H Rhode Island	58 64	238	A Saint Joseph's	54 66							
183	H Saint Louis	60 57	282	H La Salle	80 61							

Non-Div I Games: Queens (NC) 80 47

Davidson



Average RPI Win: <b>200</b>	WON-LOST	WINNING	LAST 10	STRENGTH OF	OPP. STRENGTH	TEAM	ADJ.	CONF.	ADJ CONF.
Average RPI Loss: <b>102</b>	RECORD	PCT. RANK	GAMES	SCHEDULE	OF SCHEDULE	RPI	RPI	RPI	RPI
DIV. I ONLY	17- 14	141	0- 1	106	127	122	122	17	17
DIV. I NON-CONF.	5- 7	201	0- 1	29	37	119	119	17	17
TOTALS	RPI 1-25	RPI 26-50	W-L RECORDS	RPI 51-100	RPI 101-999	RPI 150+			
17- 14	0- 2	1- 1	OVERALL	3- 6	13- 5	13- 3			
13- 1	0- 0	1- 0	HOME	2- 0	10- 1	10- 0			
2- 11	0- 2	0- 1	AWAY	0- 4	2- 4	2- 3			
2- 2	0- 0	0- 0	NEUTRAL	1- 2	1- 0	1- 0			
5- 7	0- 2	1- 1	NON-CONFERENCE	2- 3	2- 1	2- 0			
4- 1	0- 0	1- 0	HOME	1- 0	2- 1	2- 0			
0- 5	0- 2	0- 1	AWAY	0- 2	0- 0	0- 0			
1- 1	0- 0	0- 0	NEUTRAL	1- 1	0- 0	0- 0			
12- 7	0- 0	0- 0	CONFERENCE	1- 3	11- 4	11- 3			
9- 0	0- 0	0- 0	HOME	1- 0	8- 0	8- 0			
2- 6	0- 0	0- 0	AWAY	0- 2	2- 4	2- 3			
1- 1	0- 0	0- 0	NEUTRAL	0- 1	1- 0	1- 0			

RPI 1-25				RPI 26-50				RPI 51-100				RPI 101+ Team's RPI: 122			
RPI	S	Opponent	Score	RPI	S	Opponent	Score	RPI	S	Opponent	Score	RPI	S	Opponent	Score
14	A	Maryland	71 <b>82</b>	26	H	Buffalo	72 59	66	N	Virginia Tech	57 <b>69</b>	101	H	Northeastern	79 <b>84</b>
17	A	South Carolina	55 <b>65</b>	37	A	James Madison	55 <b>68</b>	73	N	Georgia Tech	85 66	138	A	Duquesne	57 <b>85</b>
								74	A	Northwestern	51 <b>74</b>	161	H	Davidson	83 69
								87	A	Fordham	48 <b>57</b>	161	N	Davidson	84 67
								87	H	Fordham	72 50	183	A	Saint Louis	65 <b>68</b>
								88	A	Green Bay	35 <b>51</b>	183	H	Saint Louis	73 57
								92	A	VCU	62 <b>64</b>	209	H	Massachusetts	75 47
								92	N	VCU	52 <b>61</b>	219	A	George Washington	45 <b>46</b>
								99	H	Toledo	70 49	219	H	George Washington	62 53
												226	A	George Mason	51 <b>54</b>
												238	H	Saint Joseph's	72 65
												250	H	Colgate	67 58
												260	A	Rhode Island	74 62
												263	A	St. Bonaventure	62 49
												273	H	Richmond	71 50
												282	H	La Salle	84 45
												282	H	La Salle	65 38
												331	H	Evansville	69 30
LAST 12 Division I GAMES:															
74	A	Northwestern	51 <b>74</b>	226	A	George Mason	51 <b>54</b>								
282	H	La Salle	65 38	161	H	Davidson	83 69								
161	N	Davidson	84 67	219	H	George Washington	62 53								
92	N	VCU	52 <b>61</b>	92	A	VCU	62 <b>64</b>								
183	H	Saint Louis	73 57	138	A	Duquesne	57 <b>85</b>								
87	A	Fordham	48 <b>57</b>	273	H	Richmond	71 50								

Non-Div I Games:

Dayton

■ Loss, 
■ Non-Conf, 
■ S Site, 
■ H Home 
■ A Away 
N Neutral



Average RPI Win:	122	WON-LOST	WINNING	LAST 10	STRENGTH OF	OPP. STRENGTH	TEAM	ADJ.	CONF.	ADJ CONF.
Average RPI Loss:	39	RECORD	PCT. RANK	GAMES	SCHEDULE	OF SCHEDULE	RPI	RPI	RPI	RPI
DIV. I ONLY	26- 8	33	0- 1	42	30	23	23	6	6	
DIV. I NON-CONF.	9- 4	74	0- 1	70	12	43	43	4	4	
TOTALS	RPI 1-25	RPI 26-50	W-L RECORDS	RPI 51-100	RPI 101-999	RPI 150+				
26- 8	1- 5	2- 1	OVERALL	10- 1	13- 1	7- 0				
14- 4	1- 2	0- 0	HOME	6- 1	7- 1	4- 0				
10- 2	0- 2	0- 0	AWAY	4- 0	6- 0	3- 0				
2- 2	0- 1	2- 1	NEUTRAL	0- 0	0- 0	0- 0				
9- 4	0- 3	2- 1	NON-CONFERENCE	2- 0	5- 0	5- 0				
5- 1	0- 1	0- 0	HOME	2- 0	3- 0	3- 0				
2- 1	0- 1	0- 0	AWAY	0- 0	2- 0	2- 0				
2- 2	0- 1	2- 1	NEUTRAL	0- 0	0- 0	0- 0				
17- 4	1- 2	0- 0	CONFERENCE	8- 1	8- 1	2- 0				
9- 3	1- 1	0- 0	HOME	4- 1	4- 1	1- 0				
8- 1	0- 1	0- 0	AWAY	4- 0	4- 0	1- 0				
0- 0	0- 0	0- 0	NEUTRAL	0- 0	0- 0	0- 0				

RPI	S	Opponent	Score	RPI	S	Opponent	Score	RPI	S	Opponent	Score	RPI	S	Opponent	Score
2	H	Notre Dame	77 101	36	N	Kansas St.	79 59	54	A	Georgetown	69 64	116	A	Providence	76 61
6	A	UConn	63 99	40	N	Missouri St.	78 89	54	H	Georgetown	76 71	116	H	Providence	85 60
10	A	Marquette	63 96	50	N	Princeton	82 67	55	A	Villanova	66 59	116	H	Providence	88 62
10	H	Marquette	74 73					55	H	Villanova	93 70	119	A	St. John's (NY)	70 62
10	H	Marquette	87 93					67	A	Butler	86 78	119	H	St. John's (NY)	73 64
11	N	Syracuse	81 83					67	H	Butler	76 62	139	A	Seton Hall	94 85
								74	H	Northwestern	76 60	139	H	Seton Hall	73 84
								88	H	Green Bay	73 64	154	A	Oklahoma	87 76
								95	A	Creighton	74 67	166	H	Temple	102 88
								95	H	Creighton	80 69	211	A	Xavier	73 71
								95	H	Creighton	82 85	211	H	Xavier	81 48
												253	A	Loyola Chicago	102 76
												303	H	Tennessee St.	95 73
												345	H	Savannah St.	124 61
LAST 12 Division I GAMES:															
40	N	Missouri St.	78 89	67	H	Butler	76 62								
116	H	Providence	85 60	211	H	Xavier	81 48								
10	H	Marquette	74 73	119	A	St. John's (NY)	70 62								
95	H	Creighton	80 69	139	A	Seton Hall	94 85								
95	A	Creighton	74 67	54	H	Georgetown	76 71								
116	A	Providence	76 61	55	H	Villanova	93 70								

Non-Div I Games:

DePaul

■ Loss, 
■ Non-Conf, 
■ S Site, 
■ H Home 
■ A Away 
N Neutral



Delaware

Through Games Of April 7, 2019

Average RPI Win:	220	WON-LOST	WINNING	LAST 10	STRENGTH OF	OPP. STRENGTH	TEAM	ADJ.	CONF.	ADJ CONF.
Average RPI Loss:	99	RECORD	PCT. RANK	GAMES	SCHEDULE	OF SCHEDULE	RPI	RPI	RPI	RPI
DIV. I ONLY	16- 15	157	0- 1	102	170	142	142	10	10	
DIV. I NON-CONF.	5- 7	201	0- 0	129	300	191	191	10	10	
TOTALS	RPI 1-25	RPI 26-50	W-L RECORDS	RPI 51-100	RPI 101-999	RPI 150+				
16- 15	0- 2	0- 2	OVERALL	0- 3	16- 8	13- 3				
8- 6	0- 2	0- 1	HOME	0- 1	8- 2	6- 0				
6- 7	0- 0	0- 1	AWAY	0- 2	6- 4	5- 2				
2- 2	0- 0	0- 0	NEUTRAL	0- 0	2- 2	2- 1				
5- 7	0- 2	0- 0	NON-CONFERENCE	0- 1	5- 4	5- 3				
2- 2	0- 2	0- 0	HOME	0- 0	2- 0	2- 0				
1- 3	0- 0	0- 0	AWAY	0- 1	1- 2	1- 2				
2- 2	0- 0	0- 0	NEUTRAL	0- 0	2- 2	2- 1				
11- 8	0- 0	0- 2	CONFERENCE	0- 2	11- 4	8- 0				
6- 4	0- 0	0- 1	HOME	0- 1	6- 2	4- 0				
5- 4	0- 0	0- 1	AWAY	0- 1	5- 2	4- 0				
0- 0	0- 0	0- 0	NEUTRAL	0- 0	0- 0	0- 0				

RPI	S	Opponent	Score	RPI	S	Opponent	Score	RPI	S	Opponent	Score	RPI	S	Opponent	Score	Team's RPI: 142
14	H	Maryland	53 77	37	A	James Madison	51 56	70	A	Drexel	41 58	101	A	Northeastern	62 75	
18	H	UCF	60 71	37	H	James Madison	43 68	70	H	Drexel	40 57	101	H	Northeastern	77 63	
								96	A	UNI	67 79	105	A	Towson	70 57	
												105	H	Towson	48 56	
												105	H	Towson	49 59	
												126	A	UNCW	64 72	
												126	H	UNCW	65 53	
												150	N	Montana St.	60 69	
												155	N	Bradley	47 59	
												164	A	William & Mary	70 59	
												164	H	William & Mary	68 52	
												171	N	Nicholls St.	71 56	
												178	A	Boston U.	61 72	
												226	A	George Mason	46 72	
												233	A	Hofstra	78 59	
												233	H	Hofstra	57 47	
												238	H	Saint Joseph's	48 39	
												240	A	Elon	74 63	
												240	H	Elon	71 59	
												245	H	Gardner-Webb	69 45	
												296	A	Col. of Charleston	72 60	
												296	H	Col. of Charleston	74 50	
												322	N	Lafayette	65 47	
												339	A	Delaware St.	85 77	
LAST 12 Division I GAMES:																
105	H	Towson	49 59	240	H	Elon	71 59	126	A	UNCW	64 72	296	A	Col. of Charleston	72 60	
322	N	Lafayette	65 47	233	H	Hofstra	57 47	296	A	Col. of Charleston	72 60	322	N	Lafayette	65 47	
171	N	Nicholls St.	71 56	101	H	Northeastern	77 63	233	H	Hofstra	57 47	339	A	Delaware St.	85 77	
37	A	James Madison	51 56	70	A	Drexel	41 58	105	A	Towson	70 57					
105	A	Towson	70 57													
164	H	William & Mary	68 52													

Non-Div I Games:

Delaware

Loss, Non-Conf, S Site, H Home A Away N Neutral



Average RPI Win:	289	WON-LOST	WINNING	LAST 10	STRENGTH OF	OPP. STRENGTH	TEAM	ADJ.	CONF.	ADJ CONF.
Average RPI Loss:	216	RECORD	PCT. RANK	GAMES	SCHEDULE	OF SCHEDULE	RPI	RPI	RPI	RPI
DIV. I ONLY	5- 21	324	0- 1	305	341	339	339	32	32	
DIV. I NON-CONF.	0- 9	336	0- 0	124	202	320	320	32	32	
TOTALS	RPI 1-25	RPI 26-50	W-L RECORDS	RPI 51-100	RPI 101-999	RPI 150+				
5- 21	0- 0	0- 1	OVERALL	0- 1	5- 19	5- 17				
5- 5	0- 0	0- 1	HOME	0- 0	5- 4	5- 3				
0- 15	0- 0	0- 0	AWAY	0- 1	0- 14	0- 13				
0- 1	0- 0	0- 0	NEUTRAL	0- 0	0- 1	0- 1				
0- 9	0- 0	0- 1	NON-CONFERENCE	0- 1	0- 7	0- 5				
0- 2	0- 0	0- 1	HOME	0- 0	0- 1	0- 0				
0- 7	0- 0	0- 0	AWAY	0- 1	0- 6	0- 5				
0- 0	0- 0	0- 0	NEUTRAL	0- 0	0- 0	0- 0				
5- 12	0- 0	0- 0	CONFERENCE	0- 0	5- 12	5- 12				
5- 3	0- 0	0- 0	HOME	0- 0	5- 3	5- 3				
0- 8	0- 0	0- 0	AWAY	0- 0	0- 8	0- 8				
0- 1	0- 0	0- 0	NEUTRAL	0- 0	0- 1	0- 1				

RPI S	Opponent	Score	RPI S	Opponent	Score	RPI S	Opponent	Score	RPI S	Opponent	Score	Team's RPI: 339
37	H James Madison	57 103	92	A VCU	55 97	119	A St. John's (NY)	44 82				
						142	H Delaware	77 85				
						162	A Robert Morris	63 64				
						166	A Temple	61 75				
						188	A Bethune-Cookman	55 67				
						198	A N.C. A&T	49 72				
						198	H N.C. A&T	47 67				
						200	A Cornell	59 94				
						202	A Marshall	63 75				
						205	A UMES	58 69				
						205	H UMES	65 62				
						211	A Xavier	59 80				
						227	A Howard	62 78				
						251	A Norfolk St.	50 63				
						251	H Norfolk St.	59 56				
						297	H South Carolina St.	60 63				
						310	H Morgan St.	62 57				
						313	A Coppin St.	59 85				
						313	H Coppin St.	57 71				
						335	A N.C. Central	64 65				
						335	H N.C. Central	71 61				
						335	N N.C. Central	64 80				
						345	H Savannah St.	66 58				
						346	A Florida A&M	52 57				
LAST 12 Division I GAMES:												
335	N N.C. Central	64 80	335	A N.C. Central	64 65							
205	A UMES	58 69	198	A N.C. A&T	49 72							
251	H Norfolk St.	59 56	297	H South Carolina St.	60 63							
310	H Morgan St.	62 57	345	H Savannah St.	66 58							
313	A Coppin St.	59 85	227	A Howard	62 78							
205	H UMES	65 62	346	A Florida A&M	52 57							

Non-Div I Games: Post 65 53 Cheyney 79 59

Delaware St.

■ Loss, 
 ■ Non-Conf, 
 ■ S Site, 
 ■ Home 
 ■ Away 
 N Neutral



Average RPI Win:	218	WON-LOST	WINNING	LAST 10	STRENGTH OF	OPP. STRENGTH	TEAM	ADJ.	CONF.	ADJ CONF.
Average RPI Loss:	150	RECORD	PCT. RANK	GAMES	SCHEDULE	OF SCHEDULE	RPI	RPI	RPI	RPI
DIV. I ONLY	18- 14	136	0- 1	219	198	153	153	19	19	
DIV. I NON-CONF.	8- 7	150	0- 1	147	184	135	135	18	18	
TOTALS	RPI 1-25	RPI 26-50	W-L RECORDS	RPI 51-100	RPI 101-999	RPI 150+				
18- 14	0- 2	1- 1	OVERALL	3- 3	14- 8	13- 6				
13- 2	0- 1	1- 0	HOME	2- 0	10- 1	9- 1				
5- 11	0- 1	0- 1	AWAY	1- 3	4- 6	4- 4				
0- 1	0- 0	0- 0	NEUTRAL	0- 0	0- 1	0- 1				
8- 7	0- 0	0- 0	NON-CONFERENCE	3- 3	5- 4	4- 2				
6- 1	0- 0	0- 0	HOME	2- 0	4- 1	3- 1				
2- 6	0- 0	0- 0	AWAY	1- 3	1- 3	1- 1				
0- 0	0- 0	0- 0	NEUTRAL	0- 0	0- 0	0- 0				
10- 7	0- 2	1- 1	CONFERENCE	0- 0	9- 4	9- 4				
7- 1	0- 1	1- 0	HOME	0- 0	6- 0	6- 0				
3- 5	0- 1	0- 1	AWAY	0- 0	3- 3	3- 3				
0- 1	0- 0	0- 0	NEUTRAL	0- 0	0- 1	0- 1				

RPI	S	Opponent	Score	RPI	S	Opponent	Score	RPI	S	Opponent	Score	RPI	S	Opponent	Score	Team's RPI: 153
20	A	South Dakota St.	59 76	48	A	South Dakota	58 73	53	A	Wyoming	74 78	111	H	Loyola Marymount	104 75	
20	H	South Dakota St.	67 83	48	H	South Dakota	104 99	75	H	American	83 54	124	A	New Mexico St.	64 66	
								76	A	New Mexico	83 75	129	A	Northern Colo.	66 74	
								78	H	Lamar University	117 110	158	A	Oral Roberts	66 74	
								80	A	Idaho	66 88	158	H	Oral Roberts	93 76	
								94	A	Nebraska	71 96	224	A	North Dakota	92 91	
												224	H	North Dakota	87 66	
												224	N	North Dakota	67 80	
												231	H	UMKC	92 75	
												241	A	Western Ill.	78 87	
												241	H	Western Ill.	94 85	
												263	H	St. Bonaventure	76 62	
												275	A	Southern Utah	71 70	
												281	A	Colorado St.	79 84	
												289	H	Samford	83 87	
												298	H	Air Force	92 66	
												317	A	North Dakota St.	87 67	
												317	H	North Dakota St.	81 54	
												326	A	Omaha	95 68	
												326	H	Omaha	82 76	
												334	A	Purdue Fort Wayne	55 70	
												334	H	Purdue Fort Wayne	82 62	
LAST 12 Division I GAMES:																
80	A	Idaho	66 88	48	A	South Dakota	58 73	334	H	Purdue Fort Wayne	82 62					
76	A	New Mexico	83 75	317	A	North Dakota St.	87 67	158	A	Oral Roberts	66 74					
224	N	North Dakota	67 80	20	H	South Dakota St.	67 83	334	A	Purdue Fort Wayne	55 70					
326	H	Omaha	82 76													
241	H	Western Ill.	94 85													
224	A	North Dakota	92 91													

Non-Div I Games:

Denver



Detroit Mercy

Through Games Of April 7, 2019

Average RPI Win: <b>316</b>	WON-LOST	WINNING	LAST 10	STRENGTH OF	OPP. STRENGTH	TEAM	ADJ.	CONF.	ADJ CONF.
Average RPI Loss: <b>180</b>	RECORD	PCT. RANK	GAMES	SCHEDULE	OF SCHEDULE	RPI	RPI	RPI	RPI
DIV. I ONLY	3- 25	343	0- 1	302	220	337	337	22	22
DIV. I NON-CONF.	1- 9	326	0- 0	281	182	330	330	19	19
TOTALS	RPI 1-25	RPI 26-50	W-L RECORDS	RPI 51-100	RPI 101-999	RPI 150+			
3- 25	0- 0	0- 1	OVERALL	0- 6	3- 18	3- 13			
1- 11	0- 0	0- 0	HOME	0- 3	1- 8	1- 6			
2- 14	0- 0	0- 1	AWAY	0- 3	2- 10	2- 7			
0- 0	0- 0	0- 0	NEUTRAL	0- 0	0- 0	0- 0			
1- 9	0- 0	0- 1	NON-CONFERENCE	0- 2	1- 6	1- 5			
0- 3	0- 0	0- 0	HOME	0- 1	0- 2	0- 2			
1- 6	0- 0	0- 1	AWAY	0- 1	1- 4	1- 3			
0- 0	0- 0	0- 0	NEUTRAL	0- 0	0- 0	0- 0			
2- 16	0- 0	0- 0	CONFERENCE	0- 4	2- 12	2- 8			
1- 8	0- 0	0- 0	HOME	0- 2	1- 6	1- 4			
1- 8	0- 0	0- 0	AWAY	0- 2	1- 6	1- 4			
0- 0	0- 0	0- 0	NEUTRAL	0- 0	0- 0	0- 0			

RPI S	Opponent	Score	RPI S	Opponent	Score	RPI S	Opponent	Score	RPI S	Opponent	Score	Team's RPI: 337
42	A Michigan	62 95	59	H Miami (OH)	59 78	106	A Ohio St.	41 55				
			64	A Wright St.	59 78	123	A Youngstown St.	45 91				
			64	H Wright St.	73 76	123	H Youngstown St.	59 85				
			88	A Green Bay	37 82	136	A IUPUI	47 82				
			88	H Green Bay	40 65	136	H IUPUI	41 58				
			99	A Toledo	60 77	201	A Eastern Mich.	53 60				
						204	A Milwaukee	34 59				
						204	H Milwaukee	44 62				
						223	A Bowling Green	73 79				
						249	A Northern Ky.	56 68				
						249	H Northern Ky.	63 81				
						253	A Loyola Chicago	43 52				
						267	A Manhattan	58 56				
						274	H Western Mich.	44 54				
						287	A Cleveland St.	51 67				
						287	H Cleveland St.	49 67				
						311	A Oakland	67 74				
						311	H Oakland	65 76				
						326	H Omaha	42 51				
						340	A UIC	42 36				
						340	H UIC	62 45				
LAST 12 Division I GAMES:												
249	H Northern Ky.	63 81	311	H Oakland	65 76							
64	H Wright St.	73 76	123	A Youngstown St.	45 91							
88	A Green Bay	37 82	287	A Cleveland St.	51 67							
204	A Milwaukee	34 59	64	A Wright St.	59 78							
136	H IUPUI	41 58	249	A Northern Ky.	56 68							
340	H UIC	62 45	204	H Milwaukee	44 62							

Non-Div I Games: Mich.-Dearborn 68 60

Detroit Mercy

Loss, Non-Conf, S Site, H Home A Away N Neutral



## Drake

Through Games Of April 7, 2019

Average RPI Win:	174	WON-LOST	WINNING	LAST 10	STRENGTH OF	OPP. STRENGTH	TEAM	ADJ.	CONF.	ADJ CONF.
Average RPI Loss:	21	RECORD	PCT. RANK	GAMES	SCHEDULE	OF SCHEDULE	RPI	RPI	RPI	RPI
DIV. I ONLY	26- 7	20	0- 1	55	88	24	24	14	14	
DIV. I NON-CONF.	7- 5	128	0- 1	12	2	17	17	15	15	
TOTALS	RPI 1-25	RPI 26-50	W-L RECORDS	RPI 51-100	RPI 101-999	RPI 150+				
26- 7	1- 4	3- 3	OVERALL	4- 0	18- 0	15- 0				
10- 2	0- 1	1- 1	HOME	1- 0	8- 0	7- 0				
12- 2	0- 2	1- 0	AWAY	3- 0	8- 0	7- 0				
4- 3	1- 1	1- 2	NEUTRAL	0- 0	2- 0	1- 0				
7- 5	1- 4	2- 1	NON-CONFERENCE	2- 0	2- 0	2- 0				
2- 1	0- 1	1- 0	HOME	0- 0	1- 0	1- 0				
3- 2	0- 2	0- 0	AWAY	2- 0	1- 0	1- 0				
2- 2	1- 1	1- 1	NEUTRAL	0- 0	0- 0	0- 0				
19- 2	0- 0	1- 2	CONFERENCE	2- 0	16- 0	13- 0				
8- 1	0- 0	0- 1	HOME	1- 0	7- 0	6- 0				
9- 0	0- 0	1- 0	AWAY	1- 0	7- 0	6- 0				
2- 1	0- 0	0- 1	NEUTRAL	0- 0	2- 0	1- 0				

RPI S	Opponent	Score	RPI S	Opponent	Score	RPI S	Opponent	Score	RPI S	Opponent	Score
2 N	Notre Dame	64 82	29 N	Missouri	76 77	94 A	Nebraska	83 77	135 A	Illinois St.	82 64
7 H	Iowa	82 91	32 N	Rutgers	69 59	95 A	Creighton	85 69	135 H	Illinois St.	88 61
12 A	Iowa St.	81 86	40 A	Missouri St.	70 61	96 A	UNI	88 64	135 N	Illinois St.	65 54
17 N	South Carolina	90 85	40 H	Missouri St.	79 85	96 H	UNI	76 61	151 H	CSUN	73 63
20 A	South Dakota St.	71 80	40 N	Missouri St.	79 94				155 A	Bradley	92 63
			48 H	South Dakota	76 64				155 H	Bradley	95 63
									156 A	Southern Ill.	71 64
									156 H	Southern Ill.	94 66
									241 A	Western Ill.	98 71
									247 A	Indiana St.	70 68
									247 H	Indiana St.	96 77
									253 A	Loyola Chicago	83 55
									253 H	Loyola Chicago	69 60
									304 A	Valparaiso	88 62
									304 H	Valparaiso	84 53
									304 N	Valparaiso	86 58
									331 A	Evansville	78 47
									331 H	Evansville	66 39
LAST 12 Division I GAMES:											
29 N	Missouri	76 77	155 H	Bradley	95 63						
135 N	Illinois St.	65 54	135 H	Illinois St.	88 61						
40 N	Missouri St.	79 94	40 A	Missouri St.	70 61						
304 N	Valparaiso	86 58	156 A	Southern Ill.	71 64						
17 N	South Carolina	90 85	247 H	Indiana St.	96 77						
2 N	Notre Dame	64 82	331 H	Evansville	66 39						

Non-Div I Games: Clarke 91 43

Drake

Loss, Non-Conf, S Site, H Home A Away N Neutral



Average RPI Win:	<b>196</b>	WON-LOST	WINNING	LAST 10	STRENGTH OF	OPP. STRENGTH	TEAM	ADJ.	CONF.	ADJ CONF.
Average RPI Loss:	<b>79</b>	RECORD	PCT. RANK	GAMES	SCHEDULE	OF SCHEDULE	RPI	RPI	RPI	RPI
DIV. I ONLY	<b>24- 9</b>	<b>49</b>	<b>0- 1</b>	<b>105</b>	<b>144</b>	<b>70</b>	<b>70</b>	<b>10</b>	<b>10</b>	
DIV. I NON-CONF.	<b>8- 4</b>	<b>87</b>	<b>0- 1</b>	<b>136</b>	<b>252</b>	<b>100</b>	<b>100</b>	<b>10</b>	<b>10</b>	
TOTALS	RPI 1-25	RPI 26-50	W-L RECORDS	RPI 51-100	RPI 101-999	RPI 150+				
24- 9	0- 0	1- 3	OVERALL	0- 3	23- 3	15- 1				
9- 5	0- 0	1- 2	HOME	0- 1	8- 2	5- 1				
12- 2	0- 0	0- 1	AWAY	0- 1	12- 0	8- 0				
3- 2	0- 0	0- 0	NEUTRAL	0- 1	3- 1	2- 0				
8- 4	0- 0	1- 1	NON-CONFERENCE	0- 3	7- 0	7- 0				
3- 2	0- 0	1- 1	HOME	0- 1	2- 0	2- 0				
4- 1	0- 0	0- 0	AWAY	0- 1	4- 0	4- 0				
1- 1	0- 0	0- 0	NEUTRAL	0- 1	1- 0	1- 0				
16- 5	0- 0	0- 2	CONFERENCE	0- 0	16- 3	8- 1				
6- 3	0- 0	0- 1	HOME	0- 0	6- 2	3- 1				
8- 1	0- 0	0- 1	AWAY	0- 0	8- 0	4- 0				
2- 1	0- 0	0- 0	NEUTRAL	0- 0	2- 1	1- 0				

RPI S	Opponent	Score	RPI S	Opponent	Score	RPI S	Opponent	Score	RPI S	Opponent	Score
37	A James Madison	47 58	37	H James Madison	35 51	58	H Penn	39 55	101	A Northeastern	61 59
43	H Bucknell	64 42	43	H Bucknell	64 42	64	N Wright St.	63 71	101	H Northeastern	76 45
44	H Quinnipiac	52 56	44	H Quinnipiac	52 56	98	A Harvard	56 69	101	N Northeastern	73 69
									105	A Towson	77 44
									105	H Towson	54 55
									105	N Towson	49 53
									126	A UNCW	65 53
									126	H UNCW	67 55
									142	A Delaware	57 40
									142	H Delaware	58 41
									164	A William & Mary	62 58
									164	H William & Mary	72 77
									164	N William & Mary	71 60
									233	A Hofstra	61 49
									233	H Hofstra	62 39
									238	H Saint Joseph's	51 34
									240	A Elon	59 44
									240	H Elon	68 45
									245	H Gardner-Webb	65 48
									267	A Manhattan	53 39
									273	A Richmond	58 35
									277	N Siena	51 39
									279	A Vermont	60 44
									282	A La Salle	58 43
									296	A Col. of Charleston	65 42
									296	H Col. of Charleston	76 53

## LAST 12 Division I GAMES:

98	A Harvard	56 69	37	A James Madison	47 58
164	N William & Mary	71 60	240	H Elon	68 45
101	N Northeastern	73 69	164	H William & Mary	72 77
105	N Towson	49 53	296	A Col. of Charleston	65 42
279	A Vermont	60 44	126	A UNCW	65 53
105	A Towson	77 44	101	H Northeastern	76 45

Non-Div I Games:

Drexel

■ Loss, 
 ■ Non-Conf, 
 ■ S Site, 
 ■ Home 
 ■ A Away 
 N Neutral



Average RPI Win:	132	WON-LOST	WINNING	LAST 10	STRENGTH OF	OPP. STRENGTH	TEAM	ADJ.	CONF.	ADJ CONF.
Average RPI Loss:	48	RECORD	PCT. RANK	GAMES	SCHEDULE	OF SCHEDULE	RPI	RPI	RPI	RPI
DIV. I ONLY	15- 15	165	1- 0	43	8	82	82	1	1	
DIV. I NON-CONF.	8- 4	87	0- 0	87	59	54	54	2	2	
TOTALS	RPI 1-25	RPI 26-50	W-L RECORDS	RPI 51-100	RPI 101-999	RPI 150+				
15- 15	0- 8	3- 1	OVERALL	2- 3	10- 3	5- 0				
9- 4	0- 3	2- 0	HOME	1- 1	6- 0	3- 0				
4- 8	0- 4	1- 0	AWAY	1- 2	2- 2	1- 0				
2- 3	0- 1	0- 1	NEUTRAL	0- 0	2- 1	1- 0				
8- 4	0- 1	0- 1	NON-CONFERENCE	2- 1	6- 1	5- 0				
5- 0	0- 0	0- 0	HOME	1- 0	4- 0	3- 0				
2- 2	0- 1	0- 0	AWAY	1- 1	1- 0	1- 0				
1- 2	0- 0	0- 1	NEUTRAL	0- 0	1- 1	1- 0				
7- 11	0- 7	3- 0	CONFERENCE	0- 2	4- 2	0- 0				
4- 4	0- 3	2- 0	HOME	0- 1	2- 0	0- 0				
2- 6	0- 3	1- 0	AWAY	0- 1	1- 2	0- 0				
1- 1	0- 1	0- 0	NEUTRAL	0- 0	1- 0	0- 0				

RPI S	Opponent	Score	RPI S	Opponent	Score	RPI S	Opponent	Score	RPI S	Opponent	Score
2	A Notre Dame	61 89	29	N Missouri	54 62	57	A Maine	66 63	102	A Virginia	47 53
5	H Louisville	51 73	45	H Clemson	63 59	62	H FGCU	57 41	121	H Marist	64 56
9	A NC State	51 63	46	A North Carolina	85 69	66	H Virginia Tech	57 64	128	H Pittsburgh	74 55
11	H Syracuse	55 64	46	H North Carolina	62 44	73	A Georgia Tech	64 70	128	N Pittsburgh	86 64
19	A Oregon St.	57 71				74	A Northwestern	58 84	133	N Washington	64 71
21	A Florida St.	62 66							134	A Boston College	90 92
21	N Florida St.	41 51							149	A Wake Forest	55 44
25	H Miami (FL)	50 58							149	H Wake Forest	66 52
									185	A Wisconsin	60 53
									194	H East Carolina	83 66
									208	H UNLV	66 38
									222	N Ball St.	79 62
									240	H Elon	81 64
LAST 12 Division I GAMES:											
128	N Pittsburgh	86 64	149	A Wake Forest	55 44						
21	N Florida St.	41 51	2	A Notre Dame	61 89						
29	N Missouri	54 62	66	H Virginia Tech	57 64						
222	N Ball St.	79 62	102	A Virginia	47 53						
46	H North Carolina	62 44	46	A North Carolina	85 69						
45	H Clemson	63 59	128	H Pittsburgh	74 55						

Non-Div I Games:

Duke



Average RPI Win:	209	WON-LOST	WINNING	LAST 10	STRENGTH OF	OPP. STRENGTH	TEAM	ADJ.	CONF.	ADJ CONF.
Average RPI Loss:	113	RECORD	PCT. RANK	GAMES	SCHEDULE	OF SCHEDULE	RPI	RPI	RPI	RPI
DIV. I ONLY	19- 13	115	1- 0	199	113	138	138	17	17	
DIV. I NON-CONF.	6- 7	169	0- 0	112	24	133	133	17	17	
TOTALS	RPI 1-25	RPI 26-50	W-L RECORDS	RPI 51-100	RPI 101-999	RPI 150+				
19- 13	0- 2	0- 2	OVERALL	2- 3	17- 6	15- 5				
9- 5	0- 1	0- 0	HOME	1- 0	8- 4	7- 3				
9- 5	0- 0	0- 2	AWAY	1- 2	8- 1	7- 1				
1- 3	0- 1	0- 0	NEUTRAL	0- 1	1- 1	1- 1				
6- 7	0- 2	0- 2	NON-CONFERENCE	1- 1	5- 2	4- 1				
3- 2	0- 1	0- 0	HOME	0- 0	3- 1	3- 0				
3- 3	0- 0	0- 2	AWAY	1- 1	2- 0	1- 0				
0- 2	0- 1	0- 0	NEUTRAL	0- 0	0- 1	0- 1				
13- 6	0- 0	0- 0	CONFERENCE	1- 2	12- 4	11- 4				
6- 3	0- 0	0- 0	HOME	1- 0	5- 3	4- 3				
6- 2	0- 0	0- 0	AWAY	0- 1	6- 1	6- 1				
1- 1	0- 0	0- 0	NEUTRAL	0- 1	1- 0	1- 0				

RPI S	Opponent	Score	RPI S	Opponent	Score	RPI S	Opponent	Score	RPI S	Opponent	Score	Team's RPI: 138
11 N	Syracuse	71 87	33 A	Texas	41 78	81 A	Kent St.	77 72	122 H	Dayton	85 57	
18 H	UCF	63 71	47 A	TCU	48 61	87 A	Fordham	46 57	128 H	Pittsburgh	58 66	
						87 N	Fordham	34 76	147 A	Penn St.	64 58	
						92 H	VCU	71 68	161 H	Davidson	47 62	
						99 A	Toledo	52 65	166 H	Temple	54 53	
									181 N	Liberty	51 55	
									183 H	Saint Louis	63 67	
									183 N	Saint Louis	72 51	
									199 A	Saint Francis (PA)	93 73	
									209 A	Massachusetts	66 69	
									219 A	George Washington	64 53	
									219 H	George Washington	54 55	
									220 H	Mt. St. Mary's	73 64	
									226 A	George Mason	60 57	
									238 A	Saint Joseph's	67 56	
									238 H	Saint Joseph's	81 73	
									242 H	ETSU	66 58	
									260 A	Rhode Island	75 58	
									260 H	Rhode Island	106 69	
									263 A	St. Bonaventure	60 54	
									263 H	St. Bonaventure	80 64	
									273 H	Richmond	80 54	
									282 A	La Salle	66 62	
LAST 12 Division I GAMES:												
260 H	Rhode Island	106 69	238 A	Saint Joseph's	67 56							
183 N	Saint Louis	72 51	260 A	Rhode Island	75 58							
87 N	Fordham	34 76	183 H	Saint Louis	63 67							
263 H	St. Bonaventure	80 64	122 H	Dayton	85 57							
219 A	George Washington	64 53	209 A	Massachusetts	66 69							
92 H	VCU	71 68	87 A	Fordham	46 57							

Non-Div I Games:

Duquesne

■ Loss, 
 ■ Non-Conf, 
 ■ S Site, 
 ■ Home 
 ■ A Away 
 N Neutral



Average RPI Win: <b>253</b>	WON-LOST	WINNING	LAST 10	STRENGTH OF	OPP. STRENGTH	TEAM	ADJ.	CONF.	ADJ CONF.
Average RPI Loss: <b>130</b>	RECORD	PCT. RANK	GAMES	SCHEDULE	OF SCHEDULE	RPI	RPI	RPI	RPI
DIV. I ONLY	<b>10- 21</b>	<b>265</b>	<b>0- 1</b>	<b>119</b>	<b>217</b>	<b>242</b>	<b>242</b>	<b>28</b>	<b>28</b>
DIV. I NON-CONF.	<b>2- 14</b>	<b>319</b>	<b>0- 0</b>	<b>27</b>	<b>83</b>	<b>221</b>	<b>221</b>	<b>23</b>	<b>23</b>
TOTALS	RPI 1-25	RPI 26-50	W-L RECORDS	RPI 51-100	RPI 101-999	RPI 150+			
10- 21	0- 1	0- 2	OVERALL	0- 6	10- 12	9- 7			
8- 5	0- 0	0- 0	HOME	0- 1	8- 4	7- 1			
2- 12	0- 0	0- 1	AWAY	0- 4	2- 7	2- 5			
0- 4	0- 1	0- 1	NEUTRAL	0- 1	0- 1	0- 1			
2- 14	0- 1	0- 2	NON-CONFERENCE	0- 6	2- 5	1- 2			
2- 4	0- 0	0- 0	HOME	0- 1	2- 3	1- 1			
0- 7	0- 0	0- 1	AWAY	0- 4	0- 2	0- 1			
0- 3	0- 1	0- 1	NEUTRAL	0- 1	0- 0	0- 0			
8- 7	0- 0	0- 0	CONFERENCE	0- 0	8- 7	8- 5			
6- 1	0- 0	0- 0	HOME	0- 0	6- 1	6- 0			
2- 5	0- 0	0- 0	AWAY	0- 0	2- 5	2- 4			
0- 1	0- 0	0- 0	NEUTRAL	0- 0	0- 1	0- 1			

RPI 1-25				RPI 26-50				RPI 51-100				RPI 101+				Team's RPI: 242
RPI	S	Opponent	Score	RPI	S	Opponent	Score	RPI	S	Opponent	Score	RPI	S	Opponent	Score	
17	N	South Carolina	55 101	32	N	Rutgers	44 68	65	A	Cincinnati	64 77	113	H	High Point	65 73	
				38	A	Michigan St.	53 75	69	A	Tennessee	61 80	117	H	Houston	77 84	
								77	A	Radford	64 79	118	H	Appalachian St.	95 64	
								79	N	Western Ky.	68 82	131	A	Mercer	41 64	
								89	A	South Alabama	74 81	131	H	Mercer	77 83	
								100	H	Troy	66 84	138	A	Duquesne	58 66	
												175	A	Chattanooga	67 76	
												175	H	Chattanooga	64 54	
												181	H	Liberty	86 89	
												184	A	UNC Asheville	55 56	
												195	A	Furman	55 57	
												195	H	Furman	75 70	
												198	H	N.C. A&T	61 56	
												258	A	Wofford	74 77	
												258	H	Wofford	92 79	
												258	N	Wofford	66 75	
												289	A	Samford	58 79	
												289	H	Samford	71 50	
												308	A	UNC Greensboro	72 67	
												308	H	UNC Greensboro	85 76	
												342	A	Western Caro.	72 41	
												342	H	Western Caro.	88 80	
LAST 12 Division I GAMES:																
				258	N	Wofford	66 75	131	H	Mercer	77 83					
				32	N	Rutgers	44 68	195	A	Furman	55 57					
				79	N	Western Ky.	68 82	258	A	Wofford	74 77					
				308	A	UNC Greensboro	72 67	175	H	Chattanooga	64 54					
				342	A	Western Caro.	72 41	342	H	Western Caro.	88 80					
				289	H	Samford	71 50	308	H	UNC Greensboro	85 76					

Non-Div I Games:

ETSU

■ Loss, 
 ■ Non-Conf, 
 ■ S Site, 
 ■ Home 
 ■ A Away 
 N Neutral



# East Carolina

Through Games Of April 7, 2019

Average RPI Win:	241	WON-LOST	WINNING	LAST 10	STRENGTH OF	OPP. STRENGTH	TEAM	ADJ.	CONF.	ADJ CONF.
Average RPI Loss:	119	RECORD	PCT. RANK	GAMES	SCHEDULE	OF SCHEDULE	RPI	RPI	RPI	RPI
DIV. I ONLY	16- 15	157	1- 0	241	120	194	194	9	9	
DIV. I NON-CONF.	9- 4	74	0- 0	316	279	190	190	8	8	
TOTALS	RPI 1-25	RPI 26-50	W-L RECORDS	RPI 51-100	RPI 101-999	RPI 150+				
16- 15	0- 3	0- 0	OVERALL	0- 2	16- 10	15- 6				
11- 5	0- 1	0- 0	HOME	0- 1	11- 3	10- 1				
2- 9	0- 1	0- 0	AWAY	0- 1	2- 7	2- 5				
3- 1	0- 1	0- 0	NEUTRAL	0- 0	3- 0	3- 0				
9- 4	0- 0	0- 0	NON-CONFERENCE	0- 1	9- 3	8- 1				
7- 1	0- 0	0- 0	HOME	0- 0	7- 1	6- 0				
0- 3	0- 0	0- 0	AWAY	0- 1	0- 2	0- 1				
2- 0	0- 0	0- 0	NEUTRAL	0- 0	2- 0	2- 0				
7- 11	0- 3	0- 0	CONFERENCE	0- 1	7- 7	7- 5				
4- 4	0- 1	0- 0	HOME	0- 1	4- 2	4- 1				
2- 6	0- 1	0- 0	AWAY	0- 0	2- 5	2- 4				
1- 1	0- 1	0- 0	NEUTRAL	0- 0	1- 0	1- 0				

RPI	S	Opponent	Score	RPI	S	Opponent	Score	RPI	S	Opponent	Score	RPI	S	Opponent	Score
6	A	UConn	55 118					65	H	Cincinnati	57 68	108	A	Charlotte	46 52
6	N	UConn	65 92					82	A	Duke	66 83	114	H	South Fla.	50 63
18	H	UCF	58 61									117	A	Houston	52 63
												126	H	UNCW	68 71
												149	H	Wake Forest	70 61
												157	A	Tulsa	64 60
												157	H	Tulsa	55 75
												164	A	William & Mary	43 63
												166	A	Temple	62 84
												172	A	Tulane	57 68
												172	H	Tulane	63 61
												181	H	Liberty	66 63
												205	H	UMES	84 69
												215	H	Monmouth	73 67
												229	A	SMU	64 54
												229	H	SMU	67 61
												229	N	SMU	50 48
												230	A	Memphis	46 58
												230	H	Memphis	68 59
												256	A	Wichita St.	47 57
												256	H	Wichita St.	78 56
												292	H	Kennesaw St.	68 56
												297	N	South Carolina St.	71 63
												338	N	Longwood	61 52
												341	H	USC Upstate	63 53
												343	H	Grand Canyon	59 47
LAST 12 Division I GAMES:															
229	N	SMU	50 48	117	A	Houston	52 63	229	A	SMU	64 54	230	H	Memphis	68 59
6	N	UConn	65 92	230	H	Memphis	68 59	6	A	UConn	55 118	172	H	Tulane	63 61
229	H	SMU	67 61	172	H	Tulane	63 61	256	A	Wichita St.	47 57				
157	A	Tulsa	64 60												
65	H	Cincinnati	57 68												
114	H	South Fla.	50 63												

Non-Div I Games:

East Carolina

Loss, Non-Conf, S Site, H Home A Away N Neutral



## Eastern Ill.

Through Games Of April 7, 2019

Average RPI Win:	251	WON-LOST	WINNING	LAST 10	STRENGTH OF	OPP. STRENGTH	TEAM	ADJ.	CONF.	ADJ CONF.
Average RPI Loss:	188	RECORD	PCT. RANK	GAMES	SCHEDULE	OF SCHEDULE	RPI	RPI	RPI	RPI
DIV. I ONLY	8- 18	272	0- 1	254	295	294	294	21	21	
DIV. I NON-CONF.	3- 5	226	0- 0	280	289	248	248	22	22	
TOTALS	RPI 1-25	RPI 26-50	W-L RECORDS	RPI 51-100	RPI 101-999	RPI 150+				
8- 18	0- 0	0- 1	OVERALL	0- 1	8- 16	7- 11				
6- 5	0- 0	0- 0	HOME	0- 0	6- 5	5- 3				
1- 13	0- 0	0- 1	AWAY	0- 1	1- 11	1- 8				
1- 0	0- 0	0- 0	NEUTRAL	0- 0	1- 0	1- 0				
3- 5	0- 0	0- 0	NON-CONFERENCE	0- 1	3- 4	3- 3				
2- 0	0- 0	0- 0	HOME	0- 0	2- 0	2- 0				
0- 5	0- 0	0- 0	AWAY	0- 1	0- 4	0- 3				
1- 0	0- 0	0- 0	NEUTRAL	0- 0	1- 0	1- 0				
5- 13	0- 0	0- 1	CONFERENCE	0- 0	5- 12	4- 8				
4- 5	0- 0	0- 0	HOME	0- 0	4- 5	3- 3				
1- 8	0- 0	0- 1	AWAY	0- 0	1- 7	1- 5				
0- 0	0- 0	0- 0	NEUTRAL	0- 0	0- 0	0- 0				

RPI S	Opponent	Score	RPI S	Opponent	Score	RPI S	Opponent	Score	RPI S	Opponent	Score	Team's RPI: 294
49	A Belmont	57 98	67	A Butler	37 72	112	A UT Martin	66 90				
						112	H UT Martin	77 71				
						125	H Morehead St.	57 67				
						132	A Northern Ill.	59 78				
						146	A Tennessee Tech	88 99				
						146	H Tennessee Tech	51 68				
						155	A Bradley	64 67				
						156	A Southern Ill.	59 73				
						216	A Jacksonville St.	49 78				
						216	H Jacksonville St.	52 49				
						235	A SIUE	62 78				
						235	H SIUE	56 65				
						241	N Western Ill.	64 62				
						243	A Southeast Mo. St.	57 72				
						243	H Southeast Mo. St.	54 80				
						247	H Indiana St.	63 39				
						261	A Austin Peay	67 57				
						261	H Austin Peay	60 73				
						262	A Murray St.	51 60				
						262	H Murray St.	75 67				
						303	A Tennessee St.	66 70				
						304	A Valparaiso	60 62				
						333	H Eastern Ky.	80 60				
						334	H Purdue Fort Wayne	72 63				
LAST 12 Division I GAMES:												
146	H Tennessee Tech	51 68	261	A Austin Peay	67 57							
216	H Jacksonville St.	52 49	262	A Murray St.	51 60							
303	A Tennessee St.	66 70	125	H Morehead St.	57 67							
49	A Belmont	57 98	333	H Eastern Ky.	80 60							
243	H Southeast Mo. St.	54 80	243	A Southeast Mo. St.	57 72							
235	A SIUE	62 78	112	A UT Martin	66 90							

Non-Div I Games: Lincoln Christian 97 34 Eureka 104 48 Oakland City 102 43

Eastern Ill.

Loss, Non-Conf, S Site, H Home A Away N Neutral



Average RPI Win:	0	WON-LOST	WINNING	LAST 10	STRENGTH OF	OPP. STRENGTH	TEAM	ADJ.	CONF.	ADJ CONF.
Average RPI Loss:	175	RECORD	PCT. RANK	GAMES	SCHEDULE	OF SCHEDULE	RPI	RPI	RPI	RPI
DIV. I ONLY	0- 27	351	0- 1	127	256	333	333	21	21	
DIV. I NON-CONF.	0- 9	336	0- 1	44	164	284	284	22	22	
TOTALS	RPI 1-25	RPI 26-50	W-L RECORDS	RPI 51-100	RPI 101-999	RPI 150+				
0- 27	0- 1	0- 3	OVERALL	0- 3	0- 20	0- 15				
0- 11	0- 0	0- 1	HOME	0- 0	0- 10	0- 7				
0- 14	0- 0	0- 2	AWAY	0- 2	0- 10	0- 8				
0- 2	0- 1	0- 0	NEUTRAL	0- 1	0- 0	0- 0				
0- 9	0- 1	0- 1	NON-CONFERENCE	0- 3	0- 4	0- 4				
0- 2	0- 0	0- 0	HOME	0- 0	0- 2	0- 2				
0- 5	0- 0	0- 1	AWAY	0- 2	0- 2	0- 2				
0- 2	0- 1	0- 0	NEUTRAL	0- 1	0- 0	0- 0				
0- 18	0- 0	0- 2	CONFERENCE	0- 0	0- 16	0- 11				
0- 9	0- 0	0- 1	HOME	0- 0	0- 8	0- 5				
0- 9	0- 0	0- 1	AWAY	0- 0	0- 8	0- 6				
0- 0	0- 0	0- 0	NEUTRAL	0- 0	0- 0	0- 0				

RPI S	Opponent	Score	RPI S	Opponent	Score	RPI S	Opponent	Score	RPI S	Opponent	Score	Team's RPI: 333
21 N	Florida St.	45 62	31 A	Ohio	60 100	59 A	Miami (OH)	44 60	112 H	UT Martin	61 87	
			49 A	Belmont	43 69	83 A	West Virginia	29 78	125 A	Morehead St.	52 68	
			49 H	Belmont	52 87	83 N	West Virginia	39 81	125 H	Morehead St.	61 64	
									146 A	Tennessee Tech	57 77	
									146 H	Tennessee Tech	68 81	
									168 A	Akron	54 63	
									183 H	Saint Louis	43 70	
									216 A	Jacksonville St.	64 69	
									216 H	Jacksonville St.	44 53	
									226 H	George Mason	75 91	
									235 A	SIUE	55 74	
									243 H	Southeast Mo. St.	42 52	
									261 A	Austin Peay	65 100	
									261 H	Austin Peay	60 80	
									262 A	Murray St.	63 81	
									262 H	Murray St.	63 76	
									274 A	Western Mich.	53 64	
									294 A	Eastern Ill.	60 80	
									303 A	Tennessee St.	38 60	
									303 H	Tennessee St.	31 57	
LAST 12 Division I GAMES:												
	83 N	West Virginia	39	81	262 H	Murray St.	63	76				
	125 H	Morehead St.	61	64	303 H	Tennessee St.	31	57				
	261 H	Austin Peay	60	80	49 H	Belmont	52	87				
	216 A	Jacksonville St.	64	69	235 A	SIUE	55	74				
	146 A	Tennessee Tech	57	77	294 A	Eastern Ill.	60	80				
	125 A	Morehead St.	52	68	146 H	Tennessee Tech	68	81				

Non-Div I Games: Brescia 70 41 Ky. Christian 90 35

Eastern Ky.

Loss, Non-Conf, S Site, H Home A Away N Neutral



Average RPI Win:	247	WON-LOST	WINNING	LAST 10	STRENGTH OF	OPP. STRENGTH	TEAM	ADJ.	CONF.	ADJ CONF.
Average RPI Loss:	101	RECORD	PCT. RANK	GAMES	SCHEDULE	OF SCHEDULE	RPI	RPI	RPI	RPI
DIV. I ONLY	13- 17	212	1- 0	206	112	201	201	8	8	
DIV. I NON-CONF.	6- 4	116	0- 0	347	263	262	262	9	9	
TOTALS	RPI 1-25	RPI 26-50	W-L RECORDS	RPI 51-100	RPI 101-999	RPI 150+				
13- 17	0- 1	0- 5	OVERALL	0- 6	13- 5	12- 3				
8- 5	0- 0	0- 2	HOME	0- 2	8- 1	7- 0				
5- 8	0- 0	0- 2	AWAY	0- 3	5- 3	5- 2				
0- 4	0- 1	0- 1	NEUTRAL	0- 1	0- 1	0- 1				
6- 4	0- 1	0- 0	NON-CONFERENCE	0- 1	6- 2	5- 2				
4- 0	0- 0	0- 0	HOME	0- 0	4- 0	3- 0				
2- 1	0- 0	0- 0	AWAY	0- 0	2- 1	2- 1				
0- 3	0- 1	0- 0	NEUTRAL	0- 1	0- 1	0- 1				
7- 13	0- 0	0- 5	CONFERENCE	0- 5	7- 3	7- 1				
4- 5	0- 0	0- 2	HOME	0- 2	4- 1	4- 0				
3- 7	0- 0	0- 2	AWAY	0- 3	3- 2	3- 1				
0- 1	0- 0	0- 1	NEUTRAL	0- 0	0- 0	0- 0				

RPI 1-25				RPI 26-50				RPI 51-100				RPI 101+				Team's RPI: 201	
RPI	S	Opponent	Score	RPI	S	Opponent	Score	RPI	S	Opponent	Score	RPI	S	Opponent	Score		
12	N	Iowa St.	59 85	26	H	Buffalo	84 91	59	A	Miami (OH)	58 63	132	A	Northern Ill.	60 70		
				31	A	Ohio	44 85	67	N	Butler	63 73	132	H	Northern Ill.	65 68		
				35	A	Central Mich.	61 71	81	A	Kent St.	64 71	135	H	Illinois St.	50 41		
				35	H	Central Mich.	60 87	81	H	Kent St.	54 67	168	A	Akron	61 59		
				35	N	Central Mich.	80 88	99	A	Toledo	43 63	168	A	Akron	72 60		
								99	H	Toledo	67 70	168	H	Akron	67 60		
												217	A	Illinois	66 72		
												222	A	Ball St.	67 57		
												222	H	Ball St.	56 53		
												223	H	Bowling Green	81 74		
												274	A	Western Mich.	68 71		
												274	H	Western Mich.	64 61		
												287	H	Cleveland St.	69 63		
												308	N	UNC Greensboro	44 49		
												334	A	Purdue Fort Wayne	87 72		
												337	H	Detroit Mercy	60 53		
												338	A	Longwood	64 45		
												340	H	UIC	52 38		
LAST 12 Division I GAMES:																	
				168	A	Akron	61 59	274	A	Western Mich.	68 71						
				35	N	Central Mich.	80 88	168	H	Akron	67 60						
				222	A	Ball St.	67 57	222	H	Ball St.	56 53						
				99	H	Toledo	67 70	81	H	Kent St.	54 67						
				35	H	Central Mich.	60 87	99	A	Toledo	43 63						
				132	A	Northern Ill.	60 70	59	A	Miami (OH)	58 63						

Non-Div I Games: Northwood 53 39

Eastern Mich.

■ Loss, 
 ■ Non-Conf, S Site, 
 ■ Home 
 ■ Away 
 N Neutral



Average RPI Win:	209	WON-LOST	WINNING	LAST 10	STRENGTH OF	OPP. STRENGTH	TEAM	ADJ.	CONF.	ADJ CONF.
Average RPI Loss:	131	RECORD	PCT. RANK	GAMES	SCHEDULE	OF SCHEDULE	RPI	RPI	RPI	RPI
DIV. I ONLY	12- 20	241	2- 0	100	187	187	187	16	16	
DIV. I NON-CONF.	0- 8	336	0- 0	19	97	242	242	12	12	
TOTALS	RPI 1-25	RPI 26-50	W-L RECORDS	RPI 51-100	RPI 101-999	RPI 150+				
12- 20	0- 2	0- 2	OVERALL	0- 3	12- 13	8- 5				
3- 10	0- 1	0- 0	HOME	0- 2	3- 7	3- 2				
6- 7	0- 0	0- 2	AWAY	0- 1	6- 4	4- 2				
3- 3	0- 1	0- 0	NEUTRAL	0- 0	3- 2	1- 1				
0- 8	0- 2	0- 2	NON-CONFERENCE	0- 1	0- 3	0- 2				
0- 3	0- 1	0- 0	HOME	0- 1	0- 1	0- 0				
0- 3	0- 0	0- 2	AWAY	0- 0	0- 1	0- 1				
0- 2	0- 1	0- 0	NEUTRAL	0- 0	0- 1	0- 1				
12- 12	0- 0	0- 0	CONFERENCE	0- 2	12- 10	8- 3				
3- 7	0- 0	0- 0	HOME	0- 1	3- 6	3- 2				
6- 4	0- 0	0- 0	AWAY	0- 1	6- 3	4- 1				
3- 1	0- 0	0- 0	NEUTRAL	0- 0	3- 1	1- 0				

RPI 1-25				RPI 26-50				RPI 51-100				RPI 101+ Team's RPI: 187			
RPI	S	Opponent	Score	RPI	S	Opponent	Score	RPI	S	Opponent	Score	RPI	S	Opponent	Score
13	H	Gonzaga	51 63	27	A	BYU	65 80	80	A	Idaho	68 84	104	A	Portland St.	57 76
19	N	Oregon St.	45 93	39	A	Boise St.	55 67	80	H	Idaho	74 75	104	H	Portland St.	64 76
								86	H	Utah	51 95	104	N	Portland St.	59 61
												109	A	Idaho St.	48 63
												109	H	Idaho St.	45 74
												109	N	Idaho St.	67 65
												127	H	Fresno St.	58 68
												129	A	Northern Colo.	76 72
												129	H	Northern Colo.	62 67
												129	N	Northern Colo.	59 57
												150	A	Montana St.	89 87
												150	H	Montana St.	47 61
												169	N	UC Riverside	45 57
												190	A	Montana	68 62
												190	H	Montana	67 64
												221	A	Northern Ariz.	64 62
												221	H	Northern Ariz.	81 76
												266	A	Sacramento St.	71 62
												266	H	Sacramento St.	70 73
												275	A	Southern Utah	63 73
												275	H	Southern Utah	80 66
												312	A	Weber St.	64 58
												312	H	Weber St.	66 70
												312	N	Weber St.	81 74
												316	A	Cal Poly	55 59
LAST 12 Division I GAMES:															
				312	N	Weber St.	81 74					104	A	Portland St.	57 76
				129	N	Northern Colo.	59 57					266	A	Sacramento St.	71 62
				109	N	Idaho St.	67 65					221	H	Northern Ariz.	81 76
				104	N	Portland St.	59 61					275	H	Southern Utah	80 66
				312	H	Weber St.	66 70					80	H	Idaho	74 75
				109	H	Idaho St.	45 74					129	A	Northern Colo.	76 72

Non-Div I Games: Eastern Ore. 66 45

Eastern Wash.

■ Loss, 
 ■ Non-Conf, 
 ■ S Site, 
 ■ H Home 
 ■ A Away 
 N Neutral



Average RPI Win: <b>244</b>	WON-LOST	WINNING	LAST 10	STRENGTH OF	OPP. STRENGTH	TEAM	ADJ.	CONF.	ADJ CONF.
Average RPI Loss: <b>117</b>	RECORD	PCT. RANK	GAMES	SCHEDULE	OF SCHEDULE	RPI	RPI	RPI	RPI
DIV. I ONLY	8- 21	285	0- 1	114	141	240	240	10	10
DIV. I NON-CONF.	4- 6	209	0- 0	125	247	184	184	10	10
TOTALS	RPI 1-25	RPI 26-50	W-L RECORDS	RPI 51-100	RPI 101-999	RPI 150+			
8- 21	0- 0	0- 3	OVERALL	0- 4	8- 14	8- 4			
4- 10	0- 0	0- 2	HOME	0- 2	4- 6	4- 1			
4- 10	0- 0	0- 1	AWAY	0- 2	4- 7	4- 2			
0- 1	0- 0	0- 0	NEUTRAL	0- 0	0- 1	0- 1			
4- 6	0- 0	0- 1	NON-CONFERENCE	0- 2	4- 3	4- 1			
2- 3	0- 0	0- 1	HOME	0- 1	2- 1	2- 0			
2- 3	0- 0	0- 0	AWAY	0- 1	2- 2	2- 1			
0- 0	0- 0	0- 0	NEUTRAL	0- 0	0- 0	0- 0			
4- 15	0- 0	0- 2	CONFERENCE	0- 2	4- 11	4- 3			
2- 7	0- 0	0- 1	HOME	0- 1	2- 5	2- 1			
2- 7	0- 0	0- 1	AWAY	0- 1	2- 5	2- 1			
0- 1	0- 0	0- 0	NEUTRAL	0- 0	0- 1	0- 1			

RPI S	Opponent	Score	RPI S	Opponent	Score	RPI S	Opponent	Score	RPI S	Opponent	Score	Team's RPI: 240
37	A James Madison	30 <b>82</b>	56	H Auburn	44 <b>96</b>	101	A Northeastern	71 <b>79</b>				
37	H James Madison	46 <b>74</b>	70	A Drexel	45 <b>68</b>	101	H Northeastern	57 <b>83</b>				
46	H North Carolina	69 <b>100</b>	70	H Drexel	44 <b>59</b>	105	A Towson	58 <b>59</b>				
			82	A Duke	64 <b>81</b>	105	H Towson	50 <b>59</b>				
						118	A Appalachian St.	62 <b>65</b>				
						121	H Marist	57 <b>61</b>				
						126	A UNCW	51 <b>76</b>				
						126	H UNCW	70 <b>75</b>				
						142	A Delaware	59 <b>71</b>				
						142	H Delaware	63 <b>74</b>				
						161	H Davidson	73 <b>72</b>				
						164	A William & Mary	60 <b>65</b>				
						164	H William & Mary	59 <b>64</b>				
						198	H N.C. A&T	73 <b>64</b>				
						203	A Hampton	77 <b>62</b>				
						233	A Hofstra	77 <b>64</b>				
						233	H Hofstra	55 <b>52</b>				
						233	N Hofstra	75 <b>77</b>				
						296	A Col. of Charleston	72 <b>52</b>				
						296	H Col. of Charleston	76 <b>68</b>				
						306	A Winthrop	57 <b>58</b>				
						335	A N.C. Central	83 <b>54</b>				
LAST 12 Division I GAMES:												
233	N Hofstra	75 <b>77</b>	37	H James Madison	46 <b>74</b>							
101	H Northeastern	57 <b>83</b>	164	H William & Mary	59 <b>64</b>							
233	H Hofstra	55 <b>52</b>	296	A Col. of Charleston	72 <b>52</b>							
70	A Drexel	45 <b>68</b>	126	A UNCW	51 <b>76</b>							
142	A Delaware	59 <b>71</b>	142	H Delaware	63 <b>74</b>							
105	H Towson	50 <b>59</b>	70	H Drexel	44 <b>59</b>							

Non-Div I Games: Chowan

88 74

Elon



Evansville

Through Games Of April 7, 2019

Average RPI Win:	290	WON-LOST	WINNING	LAST 10	STRENGTH OF	OPP. STRENGTH	TEAM	ADJ.	CONF.	ADJ CONF.
Average RPI Loss:	176	RECORD	PCT. RANK	GAMES	SCHEDULE	OF SCHEDULE	RPI	RPI	RPI	RPI
DIV. I ONLY	4- 26	341	0- 1	259	240	331	331	14	14	
DIV. I NON-CONF.	2- 9	296	0- 0	336	338	346	346	15	15	
TOTALS	RPI 1-25	RPI 26-50	W-L RECORDS	RPI 51-100	RPI 101-999	RPI 150+				
4- 26	0- 2	0- 2	OVERALL	0- 2	4- 20	4- 16				
2- 12	0- 1	0- 1	HOME	0- 1	2- 9	2- 8				
2- 13	0- 1	0- 1	AWAY	0- 1	2- 10	2- 7				
0- 1	0- 0	0- 0	NEUTRAL	0- 0	0- 1	0- 1				
2- 9	0- 0	0- 0	NON-CONFERENCE	0- 0	2- 9	2- 7				
1- 4	0- 0	0- 0	HOME	0- 0	1- 4	1- 4				
1- 5	0- 0	0- 0	AWAY	0- 0	1- 5	1- 3				
0- 0	0- 0	0- 0	NEUTRAL	0- 0	0- 0	0- 0				
2- 17	0- 2	0- 2	CONFERENCE	0- 2	2- 11	2- 9				
1- 8	0- 1	0- 1	HOME	0- 1	1- 5	1- 4				
1- 8	0- 1	0- 1	AWAY	0- 1	1- 5	1- 4				
0- 1	0- 0	0- 0	NEUTRAL	0- 0	0- 1	0- 1				

RPI 1-25				RPI 26-50				RPI 51-100				RPI 101+ Team's RPI: 331			
RPI	S	Opponent	Score	RPI	S	Opponent	Score	RPI	S	Opponent	Score	RPI	S	Opponent	Score
24	A	Drake	39 66	40	A	Missouri St.	66 88	96	A	UNI	46 95	122	A	Dayton	30 69
24	H	Drake	47 78	40	H	Missouri St.	46 88	96	H	UNI	46 74	125	A	Morehead St.	63 85
												135	A	Illinois St.	59 82
												135	H	Illinois St.	61 72
												155	A	Bradley	63 81
												155	H	Bradley	68 75
												156	A	Southern Ill.	47 67
												156	H	Southern Ill.	60 80
												185	A	Wisconsin	60 96
												202	A	Marshall	65 72
												235	H	SIUE	45 54
												243	H	Southeast Mo. St.	50 54
												247	A	Indiana St.	59 56
												247	H	Indiana St.	69 76
												253	A	Loyola Chicago	56 61
												253	H	Loyola Chicago	51 71
												253 N		Loyola Chicago	80 90
												261	H	Austin Peay	56 52
												262	A	Murray St.	53 81
												304	A	Valparaiso	49 93
												304	H	Valparaiso	77 65
												334	H	Purdue Fort Wayne	66 72
												340	H	UIC	54 62
												348	A	Chicago St.	67 58
LAST 12 Division I GAMES:															
				253 N		Loyola Chicago	80 90					253	H	Loyola Chicago	51 71
				156	H	Southern Ill.	60 80					304	H	Valparaiso	77 65
				40	H	Missouri St.	46 88					155	A	Bradley	63 81
				247	A	Indiana St.	59 56					135	A	Illinois St.	59 82
				96	A	UNI	46 95					247	H	Indiana St.	69 76
				24	A	Drake	39 66					24	H	Drake	47 78

Non-Div I Games:

Evansville

Loss, Non-Conf, S Site, H Home A Away N Neutral



Average RPI Win:	235	WON-LOST	WINNING	LAST 10	STRENGTH OF	OPP. STRENGTH	TEAM	ADJ.	CONF.	ADJ CONF.
Average RPI Loss:	44	RECORD	PCT. RANK	GAMES	SCHEDULE	OF SCHEDULE	RPI	RPI	RPI	RPI
DIV. I ONLY	26- 5	11	0- 1	223	208	62	62	24	24	
DIV. I NON-CONF.	7- 5	128	0- 1	74	55	73	73	26	26	
TOTALS	RPI 1-25	RPI 26-50	W-L RECORDS	RPI 51-100	RPI 101-999	RPI 150+				
26- 5	0- 3	0- 0	OVERALL	1- 2	25- 0	23- 0				
15- 1	0- 0	0- 0	HOME	0- 1	15- 0	13- 0				
10- 3	0- 2	0- 0	AWAY	0- 1	10- 0	10- 0				
1- 1	0- 1	0- 0	NEUTRAL	1- 0	0- 0	0- 0				
7- 5	0- 3	0- 0	NON-CONFERENCE	1- 2	6- 0	4- 0				
4- 1	0- 0	0- 0	HOME	0- 1	4- 0	2- 0				
2- 3	0- 2	0- 0	AWAY	0- 1	2- 0	2- 0				
1- 1	0- 1	0- 0	NEUTRAL	1- 0	0- 0	0- 0				
19- 0	0- 0	0- 0	CONFERENCE	0- 0	19- 0	19- 0				
11- 0	0- 0	0- 0	HOME	0- 0	11- 0	11- 0				
8- 0	0- 0	0- 0	AWAY	0- 0	8- 0	8- 0				
0- 0	0- 0	0- 0	NEUTRAL	0- 0	0- 0	0- 0				

RPI 1-25				RPI 26-50				RPI 51-100				Team's RPI: 62		RPI 101+			
RPI	S	Opponent	Score	RPI	S	Opponent	Score	RPI	S	Opponent	Score			RPI	S	Opponent	Score
4	N	Stanford	65 88					75	N	American	90 71			117	H	Houston	76 71
20	A	South Dakota St.	62 80					82	A	Duke	41 57			120	H	Abilene Christian	81 65
25	A	Miami (FL)	62 69					91	H	UAB	60 62			180	A	North Ala.	68 52
														180	H	North Ala.	76 51
														181	A	Liberty	65 64
														181	H	Liberty	68 50
														181	H	Liberty	72 49
														189	A	Hawaii	73 67
														199	A	Saint Francis (PA)	83 69
														213	A	Stetson	73 40
														213	H	Stetson	61 42
														232	A	Jacksonville	68 62
														232	H	Jacksonville	82 58
														234	A	North Florida	105 66
														234	H	North Florida	80 48
														292	A	Kennesaw St.	69 46
														292	H	Kennesaw St.	77 48
														292	H	Kennesaw St.	79 48
														313	H	Coppin St.	93 61
														319	H	FIU	100 58
LAST 12 Division I GAMES:																	
				25	A	Miami (FL)	62 69	292	H	Kennesaw St.				79			48
				181	H	Liberty	72 49	330	A	Lipscomb				80			46
				325	H	NJIT	58 45	213	A	Stetson				73			40
				292	H	Kennesaw St.	77 48	325	H	NJIT				61			42
				213	H	Stetson	61 42	181	A	Liberty				65			64
				232	A	Jacksonville	68 62	180	H	North Ala.				76			51



Average RPI Win:	323	WON-LOST	WINNING	LAST 10	STRENGTH OF	OPP. STRENGTH	TEAM	ADJ.	CONF.	ADJ CONF.
Average RPI Loss:	151	RECORD	PCT. RANK	GAMES	SCHEDULE	OF SCHEDULE	RPI	RPI	RPI	RPI
DIV. I ONLY	5- 23	328	0- 1	181	233	319	319	13	13	
DIV. I NON-CONF.	3- 9	271	0- 1	181	341	312	312	16	16	
TOTALS	RPI 1-25	RPI 26-50	W-L RECORDS	RPI 51-100	RPI 101-999	RPI 150+				
5- 23	0- 1	0- 1	OVERALL	0- 5	5- 16	5- 12				
5- 12	0- 1	0- 0	HOME	0- 4	5- 7	5- 5				
0- 11	0- 0	0- 1	AWAY	0- 1	0- 9	0- 7				
0- 0	0- 0	0- 0	NEUTRAL	0- 0	0- 0	0- 0				
3- 9	0- 1	0- 0	NON-CONFERENCE	0- 2	3- 6	3- 5				
3- 6	0- 1	0- 0	HOME	0- 1	3- 4	3- 3				
0- 3	0- 0	0- 0	AWAY	0- 1	0- 2	0- 2				
0- 0	0- 0	0- 0	NEUTRAL	0- 0	0- 0	0- 0				
2- 14	0- 0	0- 1	CONFERENCE	0- 3	2- 10	2- 7				
2- 6	0- 0	0- 0	HOME	0- 3	2- 3	2- 2				
0- 8	0- 0	0- 1	AWAY	0- 0	0- 7	0- 5				
0- 0	0- 0	0- 0	NEUTRAL	0- 0	0- 0	0- 0				

RPI	S	Opponent	Score	RPI	S	Opponent	Score	RPI	S	Opponent	Score	RPI	S	Opponent	Score	Team's RPI: 319
25	H	Miami (FL)	43 94	30	A	Rice	44 76	60	H	Middle Tenn.	43 49	108	A	Charlotte	54 69	
								62	A	FGCU	58 100	108	H	Charlotte	53 62	
								79	H	Western Ky.	82 94	110	A	Old Dominion	68 95	
								89	H	South Alabama	77 84	145	H	Georgia St.	61 67	
								91	H	UAB	59 83	160	A	North Texas	50 75	
												173	A	Louisiana Tech	72 90	
												179	H	Campbell	54 59	
												188	A	Bethune-Cookman	57 68	
												197	A	Southern Miss.	57 71	
												202	A	Marshall	42 87	
												202	H	Marshall	58 86	
												227	H	Howard	62 89	
												232	H	Jacksonville	62 73	
												234	A	North Florida	53 62	
												257	H	UTEP	55 60	
												302	H	UTSA	51 40	
												307	A	Fla. Atlantic	55 77	
												307	H	Fla. Atlantic	56 49	
												310	H	Morgan St.	59 50	
												346	H	Florida A&M	77 54	
												350	H	Alcorn	75 40	
LAST 12 Division I GAMES:																
		89	H	South Alabama	77	84	30	A	Rice	44	76					
		179	H	Campbell	54	59	257	H	UTEP	55	60					
		202	A	Marshall	42	87	302	H	UTSA	51	40					
		108	H	Charlotte	53	62	173	A	Louisiana Tech	72	90					
		307	H	Fla. Atlantic	56	49	197	A	Southern Miss.	57	71					
		160	A	North Texas	50	75	307	A	Fla. Atlantic	55	77					

Non-Div I Games: Palm Beach Atl. 63 66

FIU

Loss, Non-Conf, S Site, H Home A Away N Neutral



FairfieldFairfield

Fairfield

Page 93



RPI	S	Opponent	Score
351	H	LIU Brooklyn	71 43

F  
a  
i  
r  
f  
i  
e  
l  
d

F  
a  
i  
r  
f  
i  
e  
l  
d

Fairfield



Ralphie Brown				Through Games Of April 7, 1919						
Average RPI Win:	329	WON-LOST	WINNING	LAST 10	STRENGTH OF	OPP. STRENGTH	TEAM	ADJ.	CONF.	ADJ CONF.
Average RPI Loss:	239	RECORD	PCT. RANK	GAMES	SCHEDULE	OF SCHEDULE	RPI	RPI	RPI	RPI
DIV. I ONLY	6- 22	311	0- 1	343	351	344	344	30	30	
DIV. I NON-CONF.	1- 8	321	0- 0	343	350	351	351	31	31	
TOTALS	RPI 1-25	RPI 26-50	W-L RECORDS	RPI 51-100	RPI 101-999	RPI 150+				
6- 22	0- 0	0- 0	OVERALL	0- 0	6- 22	6- 21				
4- 8	0- 0	0- 0	HOME	0- 0	4- 8	4- 8				
2- 14	0- 0	0- 0	AWAY	0- 0	2- 14	2- 13				
0- 0	0- 0	0- 0	NEUTRAL	0- 0	0- 0	0- 0				
1- 8	0- 0	0- 0	NON-CONFERENCE	0- 0	1- 8	1- 7				
1- 2	0- 0	0- 0	HOME	0- 0	1- 2	1- 2				
0- 6	0- 0	0- 0	AWAY	0- 0	0- 6	0- 5				
0- 0	0- 0	0- 0	NEUTRAL	0- 0	0- 0	0- 0				
5- 14	0- 0	0- 0	CONFERENCE	0- 0	5- 14	5- 14				
3- 6	0- 0	0- 0	HOME	0- 0	3- 6	3- 6				
2- 8	0- 0	0- 0	AWAY	0- 0	2- 8	2- 8				
0- 0	0- 0	0- 0	NEUTRAL	0- 0	0- 0	0- 0				

[illegible]

Non-Div I Games:	Georgian Court	70	45	Rutgers-Newark	97	51
------------------	----------------	----	----	----------------	----	----

Fairleigh Dickinson

Loss, Non-Conf, S Site, H Home A Away N Neutral



RPI	S	Opponent	Score
351	A	LIU Brooklyn	69 52
351	H	LIU Brooklyn	68 49

F  
a  
i  
r  
l  
e  
i  
g  
h  
D  
i  
c  
k  
i  
n  
s  
o  
n

F  
a  
i  
r  
l  
e  
i  
g  
h  
D  
i  
c  
k  
i  
n  
s  
o  
n

Fairleigh Dickinson



Fla. Atlantic

Through Games Of April 7, 2019

Average RPI Win:	299	WON-LOST	WINNING	LAST 10	STRENGTH OF	OPP. STRENGTH	TEAM	ADJ.	CONF.	ADJ CONF.
Average RPI Loss:	148	RECORD	PCT. RANK	GAMES	SCHEDULE	OF SCHEDULE	RPI	RPI	RPI	RPI
DIV. I ONLY	5- 25	331	0- 1	152	190	307	307	13	13	
DIV. I NON-CONF.	3- 10	276	0- 0	192	305	293	293	16	16	
TOTALS	RPI 1-25	RPI 26-50	W-L RECORDS	RPI 51-100	RPI 101-999	RPI 150+				
5- 25	0- 0	0- 2	OVERALL	0- 5	5- 18	5- 13				
4- 12	0- 0	0- 0	HOME	0- 3	4- 9	4- 7				
1- 12	0- 0	0- 2	AWAY	0- 2	1- 8	1- 6				
0- 1	0- 0	0- 0	NEUTRAL	0- 0	0- 1	0- 0				
3- 10	0- 0	0- 1	NON-CONFERENCE	0- 1	3- 8	3- 7				
2- 6	0- 0	0- 0	HOME	0- 0	2- 6	2- 5				
1- 4	0- 0	0- 1	AWAY	0- 1	1- 2	1- 2				
0- 0	0- 0	0- 0	NEUTRAL	0- 0	0- 0	0- 0				
2- 15	0- 0	0- 1	CONFERENCE	0- 4	2- 10	2- 6				
2- 6	0- 0	0- 0	HOME	0- 3	2- 3	2- 2				
0- 8	0- 0	0- 1	AWAY	0- 1	0- 6	0- 4				
0- 1	0- 0	0- 0	NEUTRAL	0- 0	0- 1	0- 0				

RPI S	Opponent	Score	RPI S	Opponent	Score	RPI S	Opponent	Score	RPI S	Opponent	Score	Team's RPI: 307
30	A Rice	35 63	38	A Michigan St.	74 89	60	A Middle Tenn.	48 74	108	A Charlotte	47 68	
						60	H Middle Tenn.	55 74	110	A Old Dominion	53 87	
						61	A Little Rock	38 61	110	H Old Dominion	64 68	
						79	H Western Ky.	50 81	110	N Old Dominion	32 60	
						91	H UAB	64 89	145	H Georgia St.	59 75	
									155	H Bradley	59 80	
									160	A North Texas	62 82	
									172	A Tulane	45 88	
									173	A Louisiana Tech	55 86	
									183	H Saint Louis	61 93	
									195	A Furman	57 73	
									197	A Southern Miss.	45 67	
									198	H N.C. A&T	65 67	
									202	H Marshall	67 72	
									203	H Hampton	68 72	
									257	H UTEP	44 70	
									273	H Richmond	69 55	
									274	H Western Mich.	59 69	
									277	A Siena	70 66	
									302	H UTSA	86 70	
									319	A FIU	49 56	
									319	H FIU	77 55	
									322	H Lafayette	53 49	
LAST 12 Division I GAMES:												
110	N Old Dominion	32 60	30	A Rice	35 63	160	A North Texas	62 82	302	H UTSA	86 70	
183	H Saint Louis	61 93	197	A Southern Miss.	45 67	257	H UTEP	44 70	173	A Louisiana Tech	55 86	
155	H Bradley	59 80										
110	H Old Dominion	64 68										
60	A Middle Tenn.	48 74										
319	A FIU	49 56										

Non-Div I Games:

Fla. Atlantic

Loss, Non-Conf, S Site, H Home A Away N Neutral



Average RPI Win:	<b>198</b>	WON-LOST	WINNING	LAST 10	STRENGTH OF	OPP. STRENGTH	TEAM	ADJ.	CONF.	ADJ CONF.
Average RPI Loss:	<b>88</b>	RECORD	PCT. RANK	GAMES	SCHEDULE	OF SCHEDULE	RPI	RPI	RPI	RPI
DIV. I ONLY	<b>8- 23</b>	<b>297</b>	<b>0- 1</b>	<b>70</b>	<b>69</b>	<b>214</b>	<b>214</b>	<b>5</b>	<b>5</b>	
DIV. I NON-CONF.	<b>4- 9</b>	<b>251</b>	<b>0- 0</b>	<b>135</b>	<b>173</b>	<b>247</b>	<b>247</b>	<b>6</b>	<b>6</b>	
TOTALS	RPI 1-25	RPI 26-50	W-L RECORDS	RPI 51-100	RPI 101-999	RPI 150+				
8- 23	0- 6	1- 2	OVERALL	0- 6	7- 9	6- 4				
6- 9	0- 3	1- 0	HOME	0- 3	5- 3	4- 1				
1- 12	0- 3	0- 1	AWAY	0- 2	1- 6	1- 3				
1- 2	0- 0	0- 1	NEUTRAL	0- 1	1- 0	1- 0				
4- 9	0- 1	0- 1	NON-CONFERENCE	0- 2	4- 5	3- 2				
4- 3	0- 0	0- 0	HOME	0- 1	4- 2	3- 1				
0- 5	0- 1	0- 1	AWAY	0- 0	0- 3	0- 1				
0- 1	0- 0	0- 0	NEUTRAL	0- 1	0- 0	0- 0				
4- 14	0- 5	1- 1	CONFERENCE	0- 4	3- 4	3- 2				
2- 6	0- 3	1- 0	HOME	0- 2	1- 1	1- 0				
1- 7	0- 2	0- 0	AWAY	0- 2	1- 3	1- 2				
1- 1	0- 0	0- 1	NEUTRAL	0- 0	1- 0	1- 0				

RPI S	Opponent	Score	RPI S	Opponent	Score	RPI S	Opponent	Score	RPI S	Opponent	Score	Team's RPI: 214
8	H Mississippi St.	42 <b>90</b>	29	H Missouri	58 56	56	H Auburn	56 <b>64</b>	101	H Northeastern	66 <b>79</b>	
15	H Texas A&M	62 <b>80</b>	29	N Missouri	56 <b>87</b>	68	H Arkansas	73 <b>83</b>	106	A Ohio St.	41 <b>46</b>	
17	A South Carolina	40 <b>71</b>	41	A Indiana	64 <b>83</b>	69	A Tennessee	50 <b>67</b>	115	A Georgia	58 <b>93</b>	
17	H South Carolina	77 <b>96</b>				74	H Northwestern	74 <b>83</b>	115	H Georgia	57 <b>69</b>	
21	A Florida St.	56 <b>63</b>				86	N Utah	58 <b>74</b>	131	A Mercer	82 <b>92</b>	
22	A Kentucky	51 <b>62</b>				93	A LSU	51 <b>69</b>	137	H Texas Tech	72 67	
									159	A Alabama	67 <b>74</b>	
									159	H Alabama	57 55	
									188	H Bethune-Cookman	64 53	
									208	A UNLV	53 <b>56</b>	
									210	A Vanderbilt	78 66	
									237	A Ole Miss	66 <b>76</b>	
									237	N Ole Miss	64 57	
									245	H Gardner-Webb	58 <b>60</b>	
									280	H Charleston So.	70 60	
									346	H Florida A&M	62 38	
LAST 12 Division I GAMES:												
29	N Missouri	56 <b>87</b>	93	A LSU	51 <b>69</b>							
237	N Ole Miss	64 57	17	H South Carolina	77 <b>96</b>							
208	A UNLV	53 <b>56</b>	115	A Georgia	58 <b>93</b>							
210	A Vanderbilt	78 66	159	H Alabama	57 55							
115	H Georgia	57 <b>69</b>	22	A Kentucky	51 <b>62</b>							
15	H Texas A&M	62 <b>80</b>	69	A Tennessee	50 <b>67</b>							

Non-Div I Games:

Florida

■ Loss, 
 ■ Non-Conf, S Site, 
 ■ Home 
 ■ Away 
 N Neutral



[illegible]

Non-Div I Games:	Edward Waters	70	64
------------------	---------------	----	----



Average RPI Win:	121	WON-LOST	WINNING	LAST 10	STRENGTH OF	OPP. STRENGTH	TEAM	ADJ.	CONF.	ADJ CONF.
Average RPI Loss:	28	RECORD	PCT. RANK	GAMES	SCHEDULE	OF SCHEDULE	RPI	RPI	RPI	RPI
DIV. I ONLY	24- 9	49	0- 1	32	15	21	21	1	1	
DIV. I NON-CONF.	13- 2	20	0- 1	108	74	27	27	2	2	
TOTALS	RPI 1-25	RPI 26-50	W-L RECORDS	RPI 51-100	RPI 101-999	RPI 150+				
24- 9	3- 6	2- 2	OVERALL	6- 1	13- 0	5- 0				
12- 4	2- 2	0- 1	HOME	3- 1	7- 0	3- 0				
8- 4	0- 3	1- 1	AWAY	2- 0	5- 0	1- 0				
4- 1	1- 1	1- 0	NEUTRAL	1- 0	1- 0	1- 0				
13- 2	1- 1	1- 0	NON-CONFERENCE	2- 1	9- 0	5- 0				
7- 1	0- 0	0- 0	HOME	2- 1	5- 0	3- 0				
3- 1	0- 1	0- 0	AWAY	0- 0	3- 0	1- 0				
3- 0	1- 0	1- 0	NEUTRAL	0- 0	1- 0	1- 0				
11- 7	2- 5	1- 2	CONFERENCE	4- 0	4- 0	0- 0				
5- 3	2- 2	0- 1	HOME	1- 0	2- 0	0- 0				
5- 3	0- 2	1- 1	AWAY	2- 0	2- 0	0- 0				
1- 1	0- 1	0- 0	NEUTRAL	1- 0	0- 0	0- 0				

RPI	S	Opponent	Score
2	A	Notre Dame	70 97
5	H	Louisville	49 68
7	N	Iowa	71 67
9	H	NC State	75 70
9	N	NC State	62 69
11	H	Syracuse	88 94
17	A	South Carolina	64 72
25	A	Miami (FL)	54 64
25	H	Miami (FL)	62 58

RPI	S	Opponent	Score
43	N	Bucknell	70 67
45	A	Clemson	68 73
45	H	Clemson	45 57
46	A	North Carolina	64 63

RPI	S	Opponent	Score
66	A	Virginia Tech	56 54
73	A	Georgia Tech	64 55
82	H	Duke	66 62
82	N	Duke	51 41
93	H	LSU	45 58
95	H	Creighton	71 52
100	H	Troy	103 67

RPI	S	Opponent	Score
102	A	Virginia	63 61
119	A	St. John's (NY)	57 53
128	H	Pittsburgh	78 46
131	A	Mercer	57 56
134	A	Boston College	91 71
145	H	Georgia St.	79 43
147	H	Penn St.	87 58
149	H	Wake Forest	85 61
204	A	Milwaukee	87 62
214	H	Florida	63 56
232	H	Jacksonville	79 46
234	H	North Florida	74 53
333	N	Eastern Ky.	62 45

## LAST 12 Division I GAMES:

17	A	South Carolina	64 72
43	N	Bucknell	70 67
9	N	NC State	62 69
82	N	Duke	51 41
7	N	Iowa	71 67
73	A	Georgia Tech	64 55
11	H	Syracuse	88 94
25	A	Miami (FL)	54 64
128	H	Pittsburgh	78 46
45	A	Clemson	68 73
2	A	Notre Dame	70 97
9	H	NC State	75 70

Non-Div I Games:

Florida St.



Average RPI Win:	<b>198</b>	WON-LOST	WINNING	LAST 10	STRENGTH OF	OPP. STRENGTH	TEAM	ADJ.	CONF.	ADJ CONF.
Average RPI Loss:	<b>94</b>	RECORD	PCT. RANK	GAMES	SCHEDULE	OF SCHEDULE	RPI	RPI	RPI	RPI
DIV. I ONLY	<b>25- 9</b>	<b>45</b>	<b>0- 1</b>	<b>190</b>	<b>114</b>	<b>87</b>	<b>87</b>	<b>17</b>	<b>17</b>	
DIV. I NON-CONF.	<b>9- 6</b>	<b>116</b>	<b>0- 1</b>	<b>224</b>	<b>30</b>	<b>141</b>	<b>141</b>	<b>17</b>	<b>17</b>	
TOTALS	RPI 1-25	RPI 26-50	W-L RECORDS	RPI 51-100	RPI 101-999	RPI 150+				
25- 9	0- 1	0- 1	OVERALL	3- 2	22- 5	17- 1				
12- 3	0- 0	0- 0	HOME	2- 1	10- 2	7- 1				
8- 5	0- 1	0- 0	AWAY	0- 1	8- 3	8- 0				
5- 1	0- 0	0- 1	NEUTRAL	1- 0	4- 0	2- 0				
9- 6	0- 1	0- 1	NON-CONFERENCE	2- 1	7- 3	5- 0				
6- 1	0- 0	0- 0	HOME	2- 0	4- 1	3- 0				
1- 4	0- 1	0- 0	AWAY	0- 1	1- 2	1- 0				
2- 1	0- 0	0- 1	NEUTRAL	0- 0	2- 0	1- 0				
16- 3	0- 0	0- 0	CONFERENCE	1- 1	15- 2	12- 1				
6- 2	0- 0	0- 0	HOME	0- 1	6- 1	4- 1				
7- 1	0- 0	0- 0	AWAY	0- 0	7- 1	7- 0				
3- 0	0- 0	0- 0	NEUTRAL	1- 0	2- 0	1- 0				

RPI 1-25				RPI 26-50				RPI 51-100 Team's RPI: 87				RPI 101+			
RPI	S	Opponent	Score	RPI	S	Opponent	Score	RPI	S	Opponent	Score	RPI	S	Opponent	Score
11	A	Syracuse	49 <b>70</b>	33	N	Texas	54 <b>72</b>	54	A	Georgetown	38 <b>58</b>	101	A	Northeastern	54 <b>58</b>
								57	H	Maine	72 64	108	H	Charlotte	71 64
								60	H	Middle Tenn.	61 49	122	A	Dayton	50 <b>72</b>
								92	H	VCU	44 <b>47</b>	122	H	Dayton	57 48
								92	N	VCU	62 47	128	A	Pittsburgh	62 <b>65</b>
												133	N	Washington	65 57
												138	H	Duquesne	57 46
												138	N	Duquesne	76 34
												147	H	Penn St.	55 <b>72</b>
												161	A	Davidson	58 42
												161	H	Davidson	56 <b>60</b>
												183	A	Saint Louis	56 53
												183	H	Saint Louis	54 51
												209	H	Massachusetts	76 64
												209	N	Massachusetts	73 62
												219	A	George Washington	50 38
												222	N	Ball St.	78 70
												226	H	George Mason	64 53
												238	A	Saint Joseph's	51 41
												254	H	Columbia	68 49
												260	A	Rhode Island	56 38
												263	A	St. Bonaventure	53 44
												267	H	Manhattan	65 61
												273	H	Richmond	60 48
												282	A	La Salle	65 54
												318	H	Wagner	80 59
LAST 12 Division I GAMES:															
				11	A	Syracuse	49 <b>70</b>	133	N	Washington	65 57				
				209	N	Massachusetts	73 62	238	A	Saint Joseph's	51 41				
				138	N	Duquesne	76 34	122	H	Dayton	57 48				
				92	N	VCU	62 47	209	H	Massachusetts	76 64				
				60	H	Middle Tenn.	61 49	263	A	St. Bonaventure	53 44				
				33	N	Texas	54 <b>72</b>	161	A	Davidson	58 42				

Non-Div I Games:

Fordham



F  
o  
r  
d  
h  
a  
m

RPI S Opponent Score

Through Games Of April 7, 2019

RPI	S	Opponent	Score
324	A	Iona	57 40

F  
o  
r  
d  
h  
a  
m

Fordham



Average RPI Win:	203	WON-LOST	WINNING	LAST 10	STRENGTH OF	OPP. STRENGTH	TEAM	ADJ.	CONF.	ADJ CONF.
Average RPI Loss:	109	RECORD	PCT. RANK	GAMES	SCHEDULE	OF SCHEDULE	RPI	RPI	RPI	RPI
DIV. I ONLY	17- 13	131	0- 1	131	118	127	127	15	15	
DIV. I NON-CONF.	5- 5	152	0- 1	152	52	150	150	14	14	
TOTALS	RPI 1-25	RPI 26-50	W-L RECORDS	RPI 51-100	RPI 101-999	RPI 150+				
17- 13	0- 1	0- 4	OVERALL	3- 4	14- 4	14- 4				
9- 5	0- 0	0- 1	HOME	2- 2	7- 2	7- 2				
8- 7	0- 1	0- 2	AWAY	1- 2	7- 2	7- 2				
0- 1	0- 0	0- 1	NEUTRAL	0- 0	0- 0	0- 0				
5- 5	0- 1	0- 1	NON-CONFERENCE	1- 2	4- 1	4- 1				
4- 1	0- 0	0- 0	HOME	1- 1	3- 0	3- 0				
1- 4	0- 1	0- 1	AWAY	0- 1	1- 1	1- 1				
0- 0	0- 0	0- 0	NEUTRAL	0- 0	0- 0	0- 0				
12- 8	0- 0	0- 3	CONFERENCE	2- 2	10- 3	10- 3				
5- 4	0- 0	0- 1	HOME	1- 1	4- 2	4- 2				
7- 3	0- 0	0- 1	AWAY	1- 1	6- 1	6- 1				
0- 1	0- 0	0- 1	NEUTRAL	0- 0	0- 0	0- 0				

RPI S	Opponent	Score	RPI S	Opponent	Score	RPI S	Opponent	Score	RPI S	Opponent	Score	Team's RPI: 127
16	A Arizona St.	52 68	28	A UCLA	80 89	51	A Southern California	61 62	164	H Santa Clara	80 53	
			39	A Boise St.	76 83	53	A Wyoming	66 64	177	A Utah St.	64 53	
			39	H Boise St.	60 72	53	H Wyoming	56 63	177	H Utah St.	70 59	
			39	N Boise St.	77 89	72	H UT Arlington	70 61	187	A Eastern Wash.	68 58	
						76	A New Mexico	73 82	204	H Milwaukee	65 48	
						76	H New Mexico	77 70	207	A San Diego St.	87 81	
						97	H Pacific	72 77	207	H San Diego St.	58 59	
									208	A UNLV	66 55	
									208	H UNLV	73 55	
									221	A Northern Ariz.	73 86	
									246	A Nevada	79 63	
									246	H Nevada	41 57	
									281	A Colorado St.	66 55	
									281	H Colorado St.	57 54	
									298	A Air Force	77 70	
									299	A San Jose St.	57 65	
									299	H San Jose St.	77 48	
									316	H Cal Poly	76 58	
LAST 12 Division I GAMES:												
97	H Pacific	72 77	246	H Nevada	41 57							
208	A UNLV	66 55	298	A Air Force	77 70							
39	N Boise St.	77 89	76	H New Mexico	77 70							
299	A San Jose St.	57 65	39	A Boise St.	76 83							
207	H San Diego St.	58 59	208	H UNLV	73 55							
53	A Wyoming	66 64	177	A Utah St.	64 53							

Non-Div I Games: Stanislaus St. 86 51 Fresno Pacific 90 51

Fresno St.



F  
u  
r  
m  
a  
n

F  
u  
r  
m  
a  
n

Page 104



F  
u  
r  
m  
a  
n

Furman  
RPI S Opponent Score

Through Games Of April 7, 2019

RPI	S	Opponent	Score
342	H	Western Caro.	65 55

F  
u  
r  
m  
a  
n

Furman



## Ga. Southern

Through Games Of April 7, 2019

Average RPI Win:	264	WON-LOST	WINNING	LAST 10	STRENGTH OF	OPP. STRENGTH	TEAM	ADJ.	CONF.	ADJ CONF.
Average RPI Loss:	155	RECORD	PCT. RANK	GAMES	SCHEDULE	OF SCHEDULE	RPI	RPI	RPI	RPI
DIV. I ONLY	6- 22	311	0- 1	157	244	285	285	12	12	
DIV. I NON-CONF.	4- 6	209	0- 0	206	349	222	222	13	13	
TOTALS	RPI 1-25	RPI 26-50	W-L RECORDS	RPI 51-100	RPI 101-999	RPI 150+				
6- 22	0- 0	0- 0	OVERALL	0- 8	6- 14	6- 8				
3- 10	0- 0	0- 0	HOME	0- 3	3- 7	3- 4				
3- 12	0- 0	0- 0	AWAY	0- 5	3- 7	3- 4				
0- 0	0- 0	0- 0	NEUTRAL	0- 0	0- 0	0- 0				
4- 6	0- 0	0- 0	NON-CONFERENCE	0- 1	4- 5	4- 2				
2- 2	0- 0	0- 0	HOME	0- 0	2- 2	2- 1				
2- 4	0- 0	0- 0	AWAY	0- 1	2- 3	2- 1				
0- 0	0- 0	0- 0	NEUTRAL	0- 0	0- 0	0- 0				
2- 16	0- 0	0- 0	CONFERENCE	0- 7	2- 9	2- 6				
1- 8	0- 0	0- 0	HOME	0- 3	1- 5	1- 3				
1- 8	0- 0	0- 0	AWAY	0- 4	1- 4	1- 3				
0- 0	0- 0	0- 0	NEUTRAL	0- 0	0- 0	0- 0				

RPI S	Opponent	Score	RPI S	Opponent	Score	RPI S	Opponent	Score	RPI S	Opponent	Score	Team's RPI: 285
						61	A Little Rock	51 80	115	A Georgia	38 81	
						66	A Virginia Tech	49 78	118	H Appalachian St.	52 70	
						72	A UT Arlington	48 81	131	H Mercer	72 79	
						72	H UT Arlington	53 74	140	A Stony Brook	43 72	
						89	A South Alabama	60 73	145	A Georgia St.	66 73	
						89	H South Alabama	53 69	145	H Georgia St.	66 83	
						100	A Troy	78 100	163	A Texas St.	65 55	
						100	H Troy	81 97	163	H Texas St.	52 64	
									182	H Coastal Caro.	73 76	
									188	H Bethune-Cookman	77 76	
									196	A Arkansas St.	75 86	
									258	H Wofford	65 81	
									269	A Louisiana	48 59	
									269	H Louisiana	79 71	
									292	A Kennesaw St.	59 78	
									300	A La.-Monroe	57 58	
									300	H La.-Monroe	62 80	
									306	H Winthrop	64 55	
									315	A Presbyterian	69 68	
									345	A Savannah St.	82 71	
LAST 12 Division I GAMES:												
145	A	Georgia St.	66	73	89	A	South Alabama	60	73			
196	A	Arkansas St.	75	86	300	H	La.-Monroe	62	80			
61	A	Little Rock	51	80	269	H	Louisiana	79	71			
118	H	Appalachian St.	52	70	145	H	Georgia St.	66	83			
182	H	Coastal Caro.	73	76	163	A	Texas St.	65	55			
100	A	Troy	78	100	72	A	UT Arlington	48	81			

Non-Div I Games: Coastal Ga. 68 46

Ga. Southern

■ Loss, 
 ■ Non-Conf, S Site, 
 ■ Home 
 ■ Away 
 N Neutral



Average RPI Win:	271	WON-LOST	WINNING	LAST 10	STRENGTH OF	OPP. STRENGTH	TEAM	ADJ.	CONF.	ADJ CONF.
Average RPI Loss:	187	RECORD	PCT. RANK	GAMES	SCHEDULE	OF SCHEDULE	RPI	RPI	RPI	RPI
DIV. I ONLY	13- 15	197	0- 1	306	307	245	245	27	27	
DIV. I NON-CONF.	3- 6	238	0- 0	229	290	237	237	29	29	
TOTALS	RPI 1-25	RPI 26-50	W-L RECORDS	RPI 51-100	RPI 101-999	RPI 150+				
13- 15	0- 0	0- 0	OVERALL	0- 2	13- 13	13- 9				
7- 5	0- 0	0- 0	HOME	0- 0	7- 5	7- 3				
6- 10	0- 0	0- 0	AWAY	0- 2	6- 8	6- 6				
0- 0	0- 0	0- 0	NEUTRAL	0- 0	0- 0	0- 0				
3- 6	0- 0	0- 0	NON-CONFERENCE	0- 1	3- 5	3- 3				
1- 2	0- 0	0- 0	HOME	0- 0	1- 2	1- 1				
2- 4	0- 0	0- 0	AWAY	0- 1	2- 3	2- 2				
0- 0	0- 0	0- 0	NEUTRAL	0- 0	0- 0	0- 0				
10- 9	0- 0	0- 0	CONFERENCE	0- 1	10- 8	10- 6				
6- 3	0- 0	0- 0	HOME	0- 0	6- 3	6- 2				
4- 6	0- 0	0- 0	AWAY	0- 1	4- 5	4- 4				
0- 0	0- 0	0- 0	NEUTRAL	0- 0	0- 0	0- 0				

RPI S	Opponent	Score	RPI S	Opponent	Score	RPI S	Opponent	Score	RPI S	Opponent	Score	Team's RPI: 245
						70	A Drexel	48 65	113	A High Point	70 78	
						77	A Radford	69 79	113	H High Point	61 78	
									125	H Morehead St.	69 84	
									142	A Delaware	45 69	
									161	H Davidson	54 49	
									179	A Campbell	52 38	
									179	H Campbell	63 69	
									184	A UNC Asheville	56 72	
									184	H UNC Asheville	69 59	
									195	A Furman	57 70	
									203	A Hampton	80 82	
									203	H Hampton	68 46	
									214	A Florida	60 58	
									220	H Mt. St. Mary's	62 69	
									258	A Wofford	53 59	
									280	A Charleston So.	58 66	
									280	H Charleston So.	75 65	
									306	A Winthrop	65 52	
									306	H Winthrop	62 64	
									315	A Presbyterian	66 58	
									315	H Presbyterian	67 62	
									338	A Longwood	79 85	
									338	H Longwood	80 78	
									341	A USC Upstate	75 67	
									341	H USC Upstate	92 72	
									342	A Western Caro.	62 52	
LAST 12 Division I GAMES:												
			184	A UNC Asheville	56 72		179	H Campbell	63 69			
			341	A USC Upstate	75 67		306	A Winthrop	65 52			
			315	H Presbyterian	67 62		338	H Longwood	80 78			
			280	A Charleston So.	58 66		77	A Radford	69 79			
			113	A High Point	70 78		338	A Longwood	79 85			
			203	H Hampton	68 46		280	H Charleston So.	75 65			

Non-Div I Games: Converse 79 51 Pfeiffer 82 46 Warren Wilson 100 37

Gardner-Webb

Loss, Non-Conf, S Site, H Home A Away N Neutral



## George Mason

Through Games Of April 7, 2019

Average RPI Win:	240	WON-LOST	WINNING	LAST 10	STRENGTH OF	OPP. STRENGTH	TEAM	ADJ.	CONF.	ADJ CONF.
Average RPI Loss:	170	RECORD	PCT. RANK	GAMES	SCHEDULE	OF SCHEDULE	RPI	RPI	RPI	RPI
DIV. I ONLY	16- 14	150	0- 1	334	167	226	226	17	17	
DIV. I NON-CONF.	8- 5	112	0- 0	320	191	188	188	17	17	
TOTALS	RPI 1-25	RPI 26-50	W-L RECORDS	RPI 51-100	RPI 101-999	RPI 150+				
16- 14	0- 0	0- 0	OVERALL	0- 3	16- 11	14- 7				
10- 5	0- 0	0- 0	HOME	0- 1	10- 4	8- 2				
6- 9	0- 0	0- 0	AWAY	0- 2	6- 7	6- 5				
0- 0	0- 0	0- 0	NEUTRAL	0- 0	0- 0	0- 0				
8- 5	0- 0	0- 0	NON-CONFERENCE	0- 1	8- 4	7- 1				
5- 1	0- 0	0- 0	HOME	0- 0	5- 1	4- 0				
3- 4	0- 0	0- 0	AWAY	0- 1	3- 3	3- 1				
0- 0	0- 0	0- 0	NEUTRAL	0- 0	0- 0	0- 0				
8- 9	0- 0	0- 0	CONFERENCE	0- 2	8- 7	7- 6				
5- 4	0- 0	0- 0	HOME	0- 1	5- 3	4- 2				
3- 5	0- 0	0- 0	AWAY	0- 1	3- 4	3- 4				
0- 0	0- 0	0- 0	NEUTRAL	0- 0	0- 0	0- 0				

RPI 1-25				RPI 26-50				RPI 51-100				RPI 101+ Team's RPI: 226			
RPI	S	Opponent	Score	RPI	S	Opponent	Score	RPI	S	Opponent	Score	RPI	S	Opponent	Score
								75	A	American	71 86	117	H	Houston	56 66
								87	A	Fordham	53 64	122	H	Dayton	54 51
								92	H	VCU	38 62	133	A	Washington	52 81
												138	H	Duquesne	57 60
												142	H	Delaware	72 46
												148	A	Kansas	56 77
												161	A	Davidson	59 67
												183	A	Saint Louis	53 60
												205	H	UMES	70 49
												209	A	Massachusetts	70 52
												209	H	Massachusetts	80 86
												219	A	George Washington	64 60
												219	H	George Washington	61 46
												227	A	Howard	59 73
												231	A	UMKC	91 84
												238	H	Saint Joseph's	68 59
												250	H	Colgate	64 61
												260	H	Rhode Island	75 69
												263	A	St. Bonaventure	55 64
												263	H	St. Bonaventure	57 68
												265	H	Loyola Maryland	70 38
												273	A	Richmond	67 52
												282	A	La Salle	71 77
												282	H	La Salle	59 42
												296	H	Col. of Charleston	66 52
												298	A	Air Force	78 71
LAST 12 Division I GAMES:															
209	H	Massachusetts	80 86	282	H	La Salle	59 42								
282	A	La Salle	71 77	87	A	Fordham	53 64								
238	H	Saint Joseph's	68 59	219	H	George Washington	61 46								
122	H	Dayton	54 51	263	A	St. Bonaventure	55 64								
273	A	Richmond	67 52	183	A	Saint Louis	53 60								
92	H	VCU	38 62	260	H	Rhode Island	75 69								

Non-Div I Games:

George Mason

■ Loss, 
 ■ Non-Conf, 
 ■ S Site, 
 ■ H Home 
 ■ A Away 
 N Neutral



RPI	S	Opponent	Score
333	A	Eastern Ky.	91 75

G  
e  
o  
r  
g  
e  
M  
a  
s  
o  
n

G  
e  
o  
r  
g  
e  
M  
a  
s  
o  
n

George Mason



## George Washington

Through Games Of April 7, 2019

Average RPI Win:	175	WON-LOST	WINNING	LAST 10	STRENGTH OF	OPP. STRENGTH	TEAM	ADJ.	CONF.	ADJ CONF.
Average RPI Loss:	151	RECORD	PCT. RANK	GAMES	SCHEDULE	OF SCHEDULE	RPI	RPI	RPI	RPI
DIV. I ONLY	10- 20	262	0- 1	111	146	219	219	17	17	
DIV. I NON-CONF.	3- 10	276	0- 0	47	82	219	219	17	17	
TOTALS	RPI 1-25	RPI 26-50	W-L RECORDS	RPI 51-100	RPI 101-999	RPI 150+				
10- 20	0- 2	1- 1	OVERALL	1- 3	8- 14	5- 10				
6- 9	0- 1	1- 0	HOME	1- 2	4- 6	2- 4				
4- 9	0- 0	0- 1	AWAY	0- 0	4- 8	3- 6				
0- 2	0- 1	0- 0	NEUTRAL	0- 1	0- 0	0- 0				
3- 10	0- 2	1- 1	NON-CONFERENCE	0- 2	2- 5	1- 3				
3- 4	0- 1	1- 0	HOME	0- 1	2- 2	1- 1				
0- 4	0- 0	0- 1	AWAY	0- 0	0- 3	0- 2				
0- 2	0- 1	0- 0	NEUTRAL	0- 1	0- 0	0- 0				
7- 10	0- 0	0- 0	CONFERENCE	1- 1	6- 9	4- 7				
3- 5	0- 0	0- 0	HOME	1- 1	2- 4	1- 3				
4- 5	0- 0	0- 0	AWAY	0- 0	4- 5	3- 4				
0- 0	0- 0	0- 0	NEUTRAL	0- 0	0- 0	0- 0				

RPI 1-25			RPI 26-50			RPI 51-100			RPI 101+ Team's RPI: 219		
RPI	S	Opponent	Score	RPI	S	Opponent	Score	RPI	S	Opponent	Score
9	N	NC State	61 69	37	A	James Madison	37 50	55	H	Villanova	45 60
14	H	Maryland	30 69	50	H	Princeton	64 49	73	N	Georgia Tech	55 70
								87	H	Fordham	38 50
								92	H	VCU	57 48
LAST 12 Division I GAMES:											
238	A	Saint Joseph's	49 61	238	H	Saint Joseph's	38 41	215	H	Monmouth	51 55
273	A	Richmond	48 56	226	A	George Mason	46 61	226	A	George Mason	46 61
138	H	Duquesne	53 64	183	A	Saint Louis	44 60	226	H	George Mason	60 64
263	H	St. Bonaventure	57 44	161	H	Davidson	42 62	230	H	Memphis	51 38
209	A	Massachusetts	66 59	138	A	Duquesne	55 54	238	A	Saint Joseph's	49 61
122	A	Dayton	53 62	92	H	VCU	57 48	238	H	Saint Joseph's	38 41
								260	A	Rhode Island	64 59
								263	H	St. Bonaventure	57 44
								273	A	Richmond	48 56
								282	A	La Salle	67 59
								324	A	Iona	43 52

Non-Div I Games:

George Washington

■ Loss, 
 ■ Non-Conf, 
 ■ S Site, 
 ■ H Home 
 ■ A Away 
 N Neutral



## Georgetown

Through Games Of April 7, 2019

Average RPI Win:	143	WON-LOST	WINNING	LAST 10	STRENGTH OF	OPP. STRENGTH	TEAM	ADJ.	CONF.	ADJ CONF.
Average RPI Loss:	47	RECORD	PCT. RANK	GAMES	SCHEDULE	OF SCHEDULE	RPI	RPI	RPI	RPI
DIV. I ONLY	19- 16	146	0- 1	17	61	54	54	6	6	
DIV. I NON-CONF.	8- 6	137	0- 1	24	79	47	47	4	4	
TOTALS	RPI 1-25	RPI 26-50	W-L RECORDS	RPI 51-100	RPI 101-999	RPI 150+				
19- 16	0- 7	0- 3	OVERALL	6- 4	13- 2	7- 0				
11- 5	0- 3	0- 0	HOME	3- 2	8- 0	4- 0				
7- 8	0- 2	0- 2	AWAY	2- 2	5- 2	3- 0				
1- 3	0- 2	0- 1	NEUTRAL	1- 0	0- 0	0- 0				
8- 6	0- 2	0- 3	NON-CONFERENCE	2- 1	6- 0	5- 0				
5- 2	0- 1	0- 0	HOME	1- 1	4- 0	3- 0				
3- 2	0- 0	0- 2	AWAY	1- 0	2- 0	2- 0				
0- 2	0- 1	0- 1	NEUTRAL	0- 0	0- 0	0- 0				
11- 10	0- 5	0- 0	CONFERENCE	4- 3	7- 2	2- 0				
6- 3	0- 2	0- 0	HOME	2- 1	4- 0	1- 0				
4- 6	0- 2	0- 0	AWAY	1- 2	3- 2	1- 0				
1- 1	0- 1	0- 0	NEUTRAL	1- 0	0- 0	0- 0				

RPI 1-25				RPI 26-50				RPI 51-100				RPI 101+			
RPI	S	Opponent	Score	RPI	S	Opponent	Score	RPI	S	Opponent	Score	RPI	S	Opponent	Score
1	N	Baylor	46 67	26	N	Buffalo	64 73	55	A	Villanova	43 91	116	A	Providence	53 46
9	H	NC State	65 76	37	A	James Madison	44 54	55	H	Villanova	68 63	116	A	Providence	68 52
10	A	Marquette	52 59	37	A	James Madison	57 69	55	N	Villanova	76 67	116	H	Providence	61 56
10	H	Marquette	62 72					67	A	Butler	72 42	119	A	St. John's (NY)	51 59
10	N	Marquette	62 75					67	H	Butler	50 59	119	H	St. John's (NY)	82 80
23	A	DePaul	71 76					87	H	Fordham	58 38	128	H	Pittsburgh	70 41
23	H	DePaul	64 69					92	H	VCU	45 47	139	A	Seton Hall	63 76
								95	A	Creighton	38 65	139	H	Seton Hall	51 43
								95	H	Creighton	62 53	167	A	Rider	79 49
								98	A	Harvard	70 65	193	H	Sacred Heart	90 59
												205	H	UMES	74 55
												211	A	Xavier	67 64
												211	H	Xavier	68 61
												265	H	Loyola Maryland	45 30
												273	A	Richmond	73 53
LAST 12 Division I GAMES:															
37	A	James Madison	44 54	211	A	Xavier	67 64								
116	A	Providence	53 46	67	A	Butler	72 42								
98	A	Harvard	70 65	119	H	St. John's (NY)	82 80								
193	H	Sacred Heart	90 59	139	H	Seton Hall	51 43								
55	N	Villanova	76 67	55	A	Villanova	43 91								
10	N	Marquette	62 75	23	A	DePaul	71 76								

Non-Div I Games:

Georgetown

■ Loss, 
 ■ Non-Conf, S Site, 
 ■ Home 
 ■ Away 
 N Neutral



Average RPI Win:	208	WON-LOST	WINNING	LAST 10	STRENGTH OF	OPP. STRENGTH	TEAM	ADJ.	CONF.	ADJ CONF.
Average RPI Loss:	45	RECORD	PCT. RANK	GAMES	SCHEDULE	OF SCHEDULE	RPI	RPI	RPI	RPI
DIV. I ONLY	18- 12	111	0- 1	122	79	115	115	5	5	
DIV. I NON-CONF.	9- 4	74	0- 0	257	250	144	144	6	6	
TOTALS	RPI 1-25	RPI 26-50	W-L RECORDS	RPI 51-100	RPI 101-999	RPI 150+				
18- 12	0- 5	0- 2	OVERALL	4- 4	14- 1	13- 1				
13- 3	0- 2	0- 0	HOME	3- 0	10- 1	9- 1				
4- 7	0- 2	0- 2	AWAY	1- 3	3- 0	3- 0				
1- 2	0- 1	0- 0	NEUTRAL	0- 1	1- 0	1- 0				
9- 4	0- 1	0- 1	NON-CONFERENCE	0- 2	9- 0	8- 0				
8- 0	0- 0	0- 0	HOME	0- 0	8- 0	7- 0				
0- 3	0- 0	0- 1	AWAY	0- 2	0- 0	0- 0				
1- 1	0- 1	0- 0	NEUTRAL	0- 0	1- 0	1- 0				
9- 8	0- 4	0- 1	CONFERENCE	4- 2	5- 1	5- 1				
5- 3	0- 2	0- 0	HOME	3- 0	2- 1	2- 1				
4- 4	0- 2	0- 1	AWAY	1- 1	3- 0	3- 0				
0- 1	0- 0	0- 0	NEUTRAL	0- 1	0- 0	0- 0				

RPI	S	Opponent	Score	RPI	S	Opponent	Score	RPI	S	Opponent	Score	RPI	S	Opponent	Score	Team's RPI: 115
8	A	Mississippi St.	71 80	28	A	UCLA	69 80	55	A	Villanova	56 62	131	H	Mercer	67 60	
14	N	Maryland	51 58	29	A	Missouri	35 61	56	A	Auburn	58 59	159	A	Alabama	76 67	
15	H	Texas A&M	66 76					68	A	Arkansas	80 72	159	H	Alabama	53 58	
17	A	South Carolina	57 65					68	H	Arkansas	93 83	195	H	Furman	61 38	
22	H	Kentucky	53 58					68	N	Arkansas	76 86	210	A	Vanderbilt	71 64	
								69	H	Tennessee	66 62	214	A	Florida	69 57	
								73	A	Georgia Tech	53 63	214	H	Florida	93 58	
								93	H	LSU	63 50	237	H	Ole Miss	78 56	
												263	H	St. Bonaventure	67 40	
												280	H	Charleston So.	83 75	
												285	H	Ga. Southern	81 38	
												306	H	Winthrop	85 39	
												310	N	Morgan St.	60 33	
												315	H	Presbyterian	83 59	
												330	H	Lipscomb	77 45	
LAST 12 Division I GAMES:																
68	N	Arkansas	76 86	17	A	South Carolina	57 65									
22	H	Kentucky	53 58	214	H	Florida	93 58									
214	A	Florida	69 57	56	A	Auburn	58 59									
159	A	Alabama	76 67	68	A	Arkansas	80 72									
68	H	Arkansas	93 83	159	H	Alabama	53 58									
237	H	Ole Miss	78 56	15	H	Texas A&M	66 76									

Non-Div I Games:

Georgia

■ Loss, 
 ■ Non-Conf, 
 ■ S Site, 
 ■ Home 
 ■ A Away 
 N Neutral



Average RPI Win:	232	WON-LOST	WINNING	LAST 10	STRENGTH OF	OPP. STRENGTH	TEAM	ADJ.	CONF.	ADJ CONF.
Average RPI Loss:	116	RECORD	PCT. RANK	GAMES	SCHEDULE	OF SCHEDULE	RPI	RPI	RPI	RPI
DIV. I ONLY	17- 14	141	0- 1	167	186	145	145	12	12	
DIV. I NON-CONF.	6- 6	152	0- 1	219	274	173	173	13	13	
TOTALS	RPI 1-25	RPI 26-50	W-L RECORDS	RPI 51-100	RPI 101-999	RPI 150+				
17- 14	0- 1	0- 1	OVERALL	3- 6	14- 6	13- 5				
10- 4	0- 0	0- 0	HOME	2- 2	8- 2	7- 2				
7- 9	0- 1	0- 1	AWAY	1- 4	6- 3	6- 3				
0- 1	0- 0	0- 0	NEUTRAL	0- 0	0- 1	0- 0				
6- 6	0- 1	0- 1	NON-CONFERENCE	0- 2	6- 2	6- 2				
4- 1	0- 0	0- 0	HOME	0- 1	4- 0	4- 0				
2- 5	0- 1	0- 1	AWAY	0- 1	2- 2	2- 2				
0- 0	0- 0	0- 0	NEUTRAL	0- 0	0- 0	0- 0				
11- 8	0- 0	0- 0	CONFERENCE	3- 4	8- 4	7- 3				
6- 3	0- 0	0- 0	HOME	2- 1	4- 2	3- 2				
5- 4	0- 0	0- 0	AWAY	1- 3	4- 1	4- 1				
0- 1	0- 0	0- 0	NEUTRAL	0- 0	0- 1	0- 0				

RPI 1-25				RPI 26-50				RPI 51-100				RPI 101+ Team's RPI: 145			
RPI	S	Opponent	Score	RPI	S	Opponent	Score	RPI	S	Opponent	Score	RPI	S	Opponent	Score
21	A	Florida St.	43 79	30	A	Rice	49 66	60	A	Middle Tenn.	54 69	118	H	Appalachian St.	85 75
								61	A	Little Rock	50 82	118	N	Appalachian St.	45 47
								72	A	UT Arlington	45 69	163	A	Texas St.	57 34
								72	H	UT Arlington	50 48	163	H	Texas St.	60 69
								73	H	Georgia Tech	71 78	180	A	North Ala.	57 64
								89	A	South Alabama	59 62	182	H	Coastal Caro.	62 67
								89	H	South Alabama	59 68	188	H	Bethune-Cookman	62 57
								100	A	Troy	85 70	196	A	Arkansas St.	64 62
								100	H	Troy	84 80	216	A	Jacksonville St.	56 61
												269	A	Louisiana	54 57
												269	H	Louisiana	74 71
												285	A	Ga. Southern	83 66
												285	H	Ga. Southern	73 66
												292	H	Kennesaw St.	79 73
												300	A	La.-Monroe	56 41
												300	H	La.-Monroe	68 46
												307	A	Fla. Atlantic	75 59
												308	H	UNC Greensboro	70 63
												319	A	FIU	67 61
												335	H	N.C. Central	65 54
LAST 12 Division I GAMES:															
180	A	North Ala.	57 64	118	H	Appalachian St.	85 75								
118	N	Appalachian St.	45 47	89	A	South Alabama	59 62								
285	H	Ga. Southern	73 66	100	A	Troy	85 70								
61	A	Little Rock	50 82	269	H	Louisiana	74 71								
196	A	Arkansas St.	64 62	300	H	La.-Monroe	68 46								
182	H	Coastal Caro.	62 67	285	A	Ga. Southern	83 66								

Non-Div I Games:

Georgia St.

■ Loss, 
 ■ Non-Conf, 
 ■ S Site, 
 ■ Home 
 ■ Away 
 N Neutral



Average RPI Win:	154	WON-LOST	WINNING	LAST 10	STRENGTH OF	OPP. STRENGTH	TEAM	ADJ.	CONF.	ADJ CONF.
Average RPI Loss:	43	RECORD	PCT. RANK	GAMES	SCHEDULE	OF SCHEDULE	RPI	RPI	RPI	RPI
DIV. I ONLY	17- 13	131	0- 1	54	22	73	73	1	1	
DIV. I NON-CONF.	10- 3	48	0- 0	195	187	74	74	2	2	
TOTALS	RPI 1-25	RPI 26-50	W-L RECORDS	RPI 51-100	RPI 101-999	RPI 150+				
17- 13	1- 7	1- 3	OVERALL	2- 0	13- 3	5- 0				
11- 3	1- 3	1- 0	HOME	2- 0	7- 0	4- 0				
3- 8	0- 4	0- 2	AWAY	0- 0	3- 2	0- 0				
3- 2	0- 0	0- 1	NEUTRAL	0- 0	3- 1	1- 0				
10- 3	0- 1	0- 0	NON-CONFERENCE	0- 0	10- 2	5- 0				
6- 0	0- 0	0- 0	HOME	0- 0	6- 0	4- 0				
1- 2	0- 1	0- 0	AWAY	0- 0	1- 1	0- 0				
3- 1	0- 0	0- 0	NEUTRAL	0- 0	3- 1	1- 0				
7- 10	1- 6	1- 3	CONFERENCE	2- 0	3- 1	0- 0				
5- 3	1- 3	1- 0	HOME	2- 0	1- 0	0- 0				
2- 6	0- 3	0- 2	AWAY	0- 0	2- 1	0- 0				
0- 1	0- 0	0- 1	NEUTRAL	0- 0	0- 0	0- 0				

RPI 1-25				RPI 26-50				RPI 51-100				Team's RPI: 73				RPI 101+			
RPI	S	Opponent	Score	RPI	S	Opponent	Score	RPI	S	Opponent	Score			RPI	S	Opponent	Score		
2	A	Notre Dame	50 90	45	A	Clemson	61 71	66	H	Virginia Tech	76 68			102	A	Virginia	45 53		
2	H	Notre Dame	55 76	45	H	Clemson	75 53	82	H	Duke	70 64			109	N	Idaho St.	74 51		
5	A	Louisville	44 61	46	A	North Carolina	90 91							115	H	Georgia	63 53		
9	H	NC State	60 68	46	N	North Carolina	73 80							117	A	Houston	89 95		
11	H	Syracuse	65 55											118	H	Appalachian St.	71 53		
14	A	Maryland	54 67											122	N	Dayton	66 85		
21	H	Florida St.	55 64											128	H	Pittsburgh	67 55		
25	A	Miami (FL)	56 69											134	A	Boston College	81 76		
																139	N	Seton Hall	84 73
																145	A	Georgia St.	78 71
																149	A	Wake Forest	60 46
																219	N	George Washington	70 55
																258	H	Wofford	81 40
																268	H	Alabama St.	69 42
																292	H	Kennesaw St.	60 35
																342	H	Western Caro.	84 49



Average RPI Win:	136	WON-LOST	WINNING	LAST 10	STRENGTH OF	OPP. STRENGTH	TEAM	ADJ.	CONF.	ADJ CONF.
Average RPI Loss:	20	RECORD	PCT. RANK	GAMES	SCHEDULE	OF SCHEDULE	RPI	RPI	RPI	RPI
DIV. I ONLY	29- 5	9	0- 1	52	65	13	13	7	7	
DIV. I NON-CONF.	12- 2	22	0- 1	39	6	10	10	7	7	
TOTALS	RPI 1-25	RPI 26-50	W-L RECORDS	RPI 51-100	RPI 101-999	RPI 150+				
29- 5	1- 2	2- 3	OVERALL	10- 0	16- 0	13- 0				
14- 1	1- 0	0- 1	HOME	4- 0	9- 0	7- 0				
11- 2	0- 1	1- 1	AWAY	3- 0	7- 0	6- 0				
4- 2	0- 1	1- 1	NEUTRAL	3- 0	0- 0	0- 0				
12- 2	1- 2	2- 0	NON-CONFERENCE	3- 0	6- 0	5- 0				
6- 0	1- 0	0- 0	HOME	1- 0	4- 0	3- 0				
3- 1	0- 1	1- 0	AWAY	0- 0	2- 0	2- 0				
3- 1	0- 1	1- 0	NEUTRAL	2- 0	0- 0	0- 0				
17- 3	0- 0	0- 3	CONFERENCE	7- 0	10- 0	8- 0				
8- 1	0- 0	0- 1	HOME	3- 0	5- 0	4- 0				
8- 1	0- 0	0- 1	AWAY	3- 0	5- 0	4- 0				
1- 1	0- 0	0- 1	NEUTRAL	1- 0	0- 0	0- 0				

RPI	S	Opponent	Score	RPI	S	Opponent	Score	RPI	S	Opponent	Score	RPI	S	Opponent	Score
2	N	Notre Dame	65 81	27	A	BYU	68 70	61	N	Little Rock	68 51	109	H	Idaho St.	70 51
4	H	Stanford	79 73	27	H	BYU	64 66	63	A	Saint Mary's (CA)	66 52	111	A	Loyola Marymount	78 53
19	A	Oregon St.	70 76	27	N	BYU	68 82	63	H	Saint Mary's (CA)	74 62	111	H	Loyola Marymount	68 58
				32	N	Rutgers	57 40	63	N	Saint Mary's (CA)	78 77	152	H	Washington St.	76 53
				40	A	Missouri St.	70 67	79	N	Western Ky.	76 55	164	A	Santa Clara	74 61
								80	H	Idaho	88 51	164	H	Santa Clara	78 61
								85	A	Pepperdine	79 54	187	A	Eastern Wash.	63 51
								85	H	Pepperdine	83 60	190	H	Montana	76 52
								97	A	Pacific	63 51	192	A	Portland	93 62
								97	H	Pacific	88 65	192	H	Portland	97 71
												208	A	UNLV	70 59
												252	A	San Francisco	64 44
												252	H	San Francisco	78 51
												272	A	San Diego	86 61
												272	H	San Diego	71 44
												281	H	Colorado St.	50 39
LAST 12 Division I GAMES:															
19	A	Oregon St.	70 76	111	H	Loyola Marymount	68 58								
61	N	Little Rock	68 51	85	H	Pepperdine	83 60								
63	N	Saint Mary's (CA)	78 77	252	A	San Francisco	64 44								
27	N	BYU	68 82	164	A	Santa Clara	74 61								
79	N	Western Ky.	76 55	27	H	BYU	64 66								
32	N	Rutgers	57 40	272	H	San Diego	71 44								

Non-Div I Games:

Gonzaga

■ Loss, 
■ Non-Conf, S Site, 
■ Home 
■ Away 
N Neutral



Average RPI Win:	254	WON-LOST	WINNING	LAST 10	STRENGTH OF	OPP. STRENGTH	TEAM	ADJ.	CONF.	ADJ CONF.
Average RPI Loss:	173	RECORD	PCT. RANK	GAMES	SCHEDULE	OF SCHEDULE	RPI	RPI	RPI	RPI
DIV. I ONLY	16- 16	165	1- 1	287	293	206	206	29	29	
DIV. I NON-CONF.	3- 9	271	0- 0	130	88	211	211	28	28	
TOTALS	RPI 1-25	RPI 26-50	W-L RECORDS	RPI 51-100	RPI 101-999	RPI 150+				
16- 16	0- 0	1- 1	OVERALL	0- 2	15- 13	14- 7				
8- 3	0- 0	0- 0	HOME	0- 0	8- 3	8- 2				
6- 11	0- 0	0- 0	AWAY	0- 2	6- 9	6- 5				
2- 2	0- 0	1- 1	NEUTRAL	0- 0	1- 1	0- 0				
3- 9	0- 0	1- 1	NON-CONFERENCE	0- 2	2- 6	1- 3				
1- 0	0- 0	0- 0	HOME	0- 0	1- 0	1- 0				
0- 8	0- 0	0- 0	AWAY	0- 2	0- 6	0- 3				
2- 1	0- 0	1- 1	NEUTRAL	0- 0	1- 0	0- 0				
13- 7	0- 0	0- 0	CONFERENCE	0- 0	13- 7	13- 4				
7- 3	0- 0	0- 0	HOME	0- 0	7- 3	7- 2				
6- 3	0- 0	0- 0	AWAY	0- 0	6- 3	6- 2				
0- 1	0- 0	0- 0	NEUTRAL	0- 0	0- 1	0- 0				

RPI S	Opponent	Score	RPI S	Opponent	Score	RPI S	Opponent	Score	RPI S	Opponent	Score	Team's RPI: 206
41 N	Indiana	65 62	56 A	Auburn	48 97	111 N	Loyola Marymount	62 61				
48 N	South Dakota	53 67	72 A	UT Arlington	54 78	114 A	South Fla.	50 67				
						143 A	Oklahoma St.	40 86				
						144 A	Southern U.	65 71				
						144 H	Southern U.	81 86				
						144 N	Southern U.	69 71				
						148 A	Kansas	45 76				
						159 A	Alabama	55 73				
						191 A	Prairie View	64 63				
						191 H	Prairie View	73 57				
						197 A	Southern Miss.	47 68				
						228 A	Texas Southern	75 67				
						228 H	Texas Southern	72 55				
						228 H	Texas Southern	72 61				
						244 A	Jackson St.	60 89				
						244 H	Jackson St.	74 77				
						256 A	Wichita St.	61 70				
						268 A	Alabama St.	80 72				
						268 H	Alabama St.	63 45				
						301 A	Alabama A&M	63 51				
						301 H	Alabama A&M	71 61				
						314 H	McNeese	75 51				
						329 A	Mississippi Val.	61 79				
						329 H	Mississippi Val.	52 54				
						349 A	Ark.-Pine Bluff	67 57				
						349 H	Ark.-Pine Bluff	77 57				
LAST 12 Division I GAMES:												
228 H	Texas Southern	72 61	244 A	Jackson St.	60 89							
144 N	Southern U.	69 71	191 H	Prairie View	73 57							
301 H	Alabama A&M	71 61	228 H	Texas Southern	72 55							
268 H	Alabama St.	63 45	350 A	Alcorn	79 63							
329 A	Mississippi Val.	61 79	144 A	Southern U.	65 71							
349 A	Ark.-Pine Bluff	67 57	329 H	Mississippi Val.	52 54							

Non-Div I Games:

Grambling

■ Loss, 
 ■ Non-Conf, 
 ■ S Site, 
 ■ Home 
 ■ A Away 
 N Neutral



RPI	S	Opponent	Score	
350	A	Alcorn	79	63
350	H	Alcorn	61	56

G  
r  
a  
m  
b  
l  
i  
n  
g

G  
r  
a  
m  
b  
l  
i  
n  
g

Grambling



Average RPI Win:	284	WON-LOST	WINNING	LAST 10	STRENGTH OF	OPP. STRENGTH	TEAM	ADJ.	CONF.	ADJ CONF.
Average RPI Loss:	232	RECORD	PCT. RANK	GAMES	SCHEDULE	OF SCHEDULE	RPI	RPI	RPI	RPI
DIV. I ONLY	7- 20	295	0- 1	347	332	343	343	31	31	
DIV. I NON-CONF.	2- 8	293	0- 0	331	293	345	345	30	30	
TOTALS	RPI 1-25	RPI 26-50	W-L RECORDS	RPI 51-100	RPI 101-999	RPI 150+				
7- 20	0- 0	0- 0	OVERALL	0- 0	7- 20	6- 17				
6- 7	0- 0	0- 0	HOME	0- 0	6- 7	5- 6				
1- 12	0- 0	0- 0	AWAY	0- 0	1- 12	1- 10				
0- 1	0- 0	0- 0	NEUTRAL	0- 0	0- 1	0- 1				
2- 8	0- 0	0- 0	NON-CONFERENCE	0- 0	2- 8	2- 6				
2- 3	0- 0	0- 0	HOME	0- 0	2- 3	2- 2				
0- 5	0- 0	0- 0	AWAY	0- 0	0- 5	0- 4				
0- 0	0- 0	0- 0	NEUTRAL	0- 0	0- 0	0- 0				
5- 12	0- 0	0- 0	CONFERENCE	0- 0	5- 12	4- 11				
4- 4	0- 0	0- 0	HOME	0- 0	4- 4	3- 4				
1- 7	0- 0	0- 0	AWAY	0- 0	1- 7	1- 6				
0- 1	0- 0	0- 0	NEUTRAL	0- 0	0- 1	0- 1				

[illegible]

Non-Div I Games:

## Grand Canyon

Loss, Non-Conf, S Site, H Home A Away N Neutral



RPI	S	Opponent	Score
351	H	LIU Brooklyn	65 62

G  
r  
a  
n  
d  
C  
a  
n  
y  
o  
n

G  
r  
a  
n  
d  
C  
a  
n  
y  
o  
n

Grand Canyon



Average RPI Win:	218	WON-LOST	WINNING	LAST 10	STRENGTH OF	OPP. STRENGTH	TEAM	ADJ.	CONF.	ADJ CONF.
Average RPI Loss:	64	RECORD	PCT. RANK	GAMES	SCHEDULE	OF SCHEDULE	RPI	RPI	RPI	RPI
DIV. I ONLY	21- 10	68	0- 1	112	183	88	88	22	22	
DIV. I NON-CONF.	4- 6	209	0- 1	11	18	65	65	19	19	
TOTALS	RPI 1-25	RPI 26-50	W-L RECORDS	RPI 51-100	RPI 101-999	RPI 150+				
21- 10	0- 3	1- 1	OVERALL	2- 4	18- 2	14- 0				
12- 3	0- 0	0- 0	HOME	2- 2	10- 1	8- 0				
8- 6	0- 3	1- 1	AWAY	0- 1	7- 1	6- 0				
1- 1	0- 0	0- 0	NEUTRAL	0- 1	1- 0	0- 0				
4- 6	0- 3	1- 1	NON-CONFERENCE	1- 2	2- 0	1- 0				
3- 2	0- 0	0- 0	HOME	1- 2	2- 0	1- 0				
1- 4	0- 3	1- 1	AWAY	0- 0	0- 0	0- 0				
0- 0	0- 0	0- 0	NEUTRAL	0- 0	0- 0	0- 0				
17- 4	0- 0	0- 0	CONFERENCE	1- 2	16- 2	13- 0				
9- 1	0- 0	0- 0	HOME	1- 0	8- 1	7- 0				
7- 2	0- 0	0- 0	AWAY	0- 1	7- 1	6- 0				
1- 1	0- 0	0- 0	NEUTRAL	0- 1	1- 0	0- 0				

RPI 1-25				RPI 26-50				RPI 51-100 Team's RPI: 88				RPI 101+			
RPI	S	Opponent	Score	RPI	S	Opponent	Score	RPI	S	Opponent	Score	RPI	S	Opponent	Score
10	A	Marquette	54 80	29	A	Missouri	56 49	57	H	Maine	70 39	122	H	Dayton	51 35
20	A	South Dakota St.	47 77	48	A	South Dakota	49 55	64	A	Wright St.	67 85	123	A	Youngstown St.	59 70
23	A	DePaul	64 73					64	H	Wright St.	56 37	123	H	Youngstown St.	60 42
								64	N	Wright St.	52 55	123	N	Youngstown St.	55 53
								74	H	Northwestern	55 57	136	A	IUPUI	45 43
								81	H	Kent St.	59 64	136	H	IUPUI	63 67
												185	H	Wisconsin	55 46
												204	A	Milwaukee	76 62
												204	H	Milwaukee	59 45
												249	A	Northern Ky.	81 61
												249	H	Northern Ky.	70 42
												287	A	Cleveland St.	76 63
												287	H	Cleveland St.	73 30
												287	H	Cleveland St.	62 53
												311	A	Oakland	77 53
												311	H	Oakland	72 32
												337	A	Detroit Mercy	65 40
												337	H	Detroit Mercy	82 37
												340	A	UIC	77 53
												340	H	UIC	62 32
LAST 12 Division I GAMES:															
				81	H	Kent St.	59 64	337	H	Detroit Mercy	82 37				
				287	H	Cleveland St.	73 30	311	H	Oakland	72 32				
				123	N	Youngstown St.	55 53	287	A	Cleveland St.	76 63				
				64	N	Wright St.	52 55	123	A	Youngstown St.	59 70				
				340	A	UIC	77 53	64	H	Wright St.	56 37				
				136	A	IUPUI	45 43	249	H	Northern Ky.	70 42				

Non-Div I Games: Wis.-Parkside 81 32

Green Bay

Loss, Non-Conf, S Site, H Home A Away N Neutral



Average RPI Win:	257	WON-LOST	WINNING	LAST 10	STRENGTH OF	OPP. STRENGTH	TEAM	ADJ.	CONF.	ADJ CONF.
Average RPI Loss:	172	RECORD	PCT. RANK	GAMES	SCHEDULE	OF SCHEDULE	RPI	RPI	RPI	RPI
DIV. I ONLY	15- 14	153	0- 1	264	289	203	203	27	27	
DIV. I NON-CONF.	3- 7	255	0- 0	256	159	281	281	29	29	
TOTALS	RPI 1-25	RPI 26-50	W-L RECORDS	RPI 51-100	RPI 101-999	RPI 150+				
15- 14	0- 1	1- 0	OVERALL	1- 2	13- 11	13- 9				
9- 4	0- 0	1- 0	HOME	1- 0	7- 4	7- 3				
6- 7	0- 1	0- 0	AWAY	0- 1	6- 5	6- 4				
0- 3	0- 0	0- 0	NEUTRAL	0- 1	0- 2	0- 2				
3- 7	0- 1	1- 0	NON-CONFERENCE	0- 1	2- 5	2- 5				
2- 2	0- 0	1- 0	HOME	0- 0	1- 2	1- 2				
1- 3	0- 1	0- 0	AWAY	0- 0	1- 2	1- 2				
0- 2	0- 0	0- 0	NEUTRAL	0- 1	0- 1	0- 1				
12- 7	0- 0	0- 0	CONFERENCE	1- 1	11- 6	11- 4				
7- 2	0- 0	0- 0	HOME	1- 0	6- 2	6- 1				
5- 4	0- 0	0- 0	AWAY	0- 1	5- 3	5- 2				
0- 1	0- 0	0- 0	NEUTRAL	0- 0	0- 1	0- 1				

RPI S	Opponent	Score	RPI S	Opponent	Score	RPI S	Opponent	Score	RPI S	Opponent	Score	Team's RPI: 203
9	A NC State	51 83	37	H James Madison	72 65	77	A Radford	59 84	113	A High Point	73 82	
						77	H Radford	68 54	113	H High Point	98 104	
						84	N SFA	68 70	175	H Chattanooga	50 58	
									179	A Campbell	46 52	
									179	H Campbell	61 50	
									179	N Campbell	63 85	
									184	A UNC Asheville	61 58	
									200	A Cornell	53 79	
									240	H Elon	62 77	
									245	A Gardner-Webb	46 68	
									245	H Gardner-Webb	82 80	
									254	A Columbia	63 88	
									266	N Sacramento St.	61 65	
									280	A Charleston So.	74 66	
									280	H Charleston So.	57 72	
									289	H Samford	64 57	
									306	A Winthrop	84 63	
									306	H Winthrop	88 63	
									307	A Fla. Atlantic	72 68	
									315	A Presbyterian	82 68	
									315	H Presbyterian	79 62	
									338	A Longwood	86 70	
									338	H Longwood	66 40	
									341	H USC Upstate	67 43	
LAST 12 Division I GAMES:												
179	N	Campbell	63	85	338	A	Longwood	86	70			
266	N	Sacramento St.	61	65	245	A	Gardner-Webb	46	68			
306	H	Winthrop	88	63	280	H	Charleston So.	57	72			
77	A	Radford	59	84	179	H	Campbell	61	50			
113	H	High Point	98	104	315	H	Presbyterian	79	62			
315	A	Presbyterian	82	68	113	A	High Point	73	82			

Non-Div I Games: Mid-Atlantic Christl15 48

Hampton

■ Loss, 
■ Non-Conf, 
■ S Site, 
■ Home 
■ A Away 
N Neutral



Average RPI Win:	250	WON-LOST	WINNING	LAST 10	STRENGTH OF	OPP. STRENGTH	TEAM	ADJ.	CONF.	ADJ CONF.
Average RPI Loss:	81	RECORD	PCT. RANK	GAMES	SCHEDULE	OF SCHEDULE	RPI	RPI	RPI	RPI
DIV. I ONLY	23- 11	70	0- 1	177	219	107	107	23	23	
DIV. I NON-CONF.	7- 8	168	0- 1	143	106	157	157	25	25	
TOTALS	RPI 1-25	RPI 26-50	W-L RECORDS	RPI 51-100	RPI 101-999	RPI 150+				
23- 11	0- 2	0- 2	OVERALL	2- 4	21- 3	18- 2				
14- 2	0- 0	0- 2	HOME	2- 0	12- 0	10- 0				
9- 7	0- 1	0- 0	AWAY	0- 4	9- 2	8- 1				
0- 2	0- 1	0- 0	NEUTRAL	0- 0	0- 1	0- 1				
7- 8	0- 2	0- 2	NON-CONFERENCE	1- 2	6- 2	6- 1				
4- 2	0- 0	0- 2	HOME	1- 0	3- 0	3- 0				
3- 4	0- 1	0- 0	AWAY	0- 2	3- 1	3- 0				
0- 2	0- 1	0- 0	NEUTRAL	0- 0	0- 1	0- 1				
16- 3	0- 0	0- 0	CONFERENCE	1- 2	15- 1	12- 1				
10- 0	0- 0	0- 0	HOME	1- 0	9- 0	7- 0				
6- 3	0- 0	0- 0	AWAY	0- 2	6- 1	5- 1				
0- 0	0- 0	0- 0	NEUTRAL	0- 0	0- 0	0- 0				

RPI 1-25				RPI 26-50				RPI 51-100				RPI 101+ Team's RPI: 107			
RPI	S	Opponent	Score	RPI	S	Opponent	Score	RPI	S	Opponent	Score	RPI	S	Opponent	Score
5	N	Louisville	69 86	38	H	Michigan St.	66 74	55	A	Villanova	41 59	116	A	Providence	54 71
25	A	Miami (FL)	62 75	50	H	Princeton	38 75	57	A	Maine	48 68	140	A	Stony Brook	64 36
								57	A	Maine	58 78	140	H	Stony Brook	64 59
								57	H	Maine	49 46	140	H	Stony Brook	73 62
								76	A	New Mexico	65 72	156	N	Southern Ill.	50 72
								98	H	Harvard	73 60	164	H	William & Mary	50 45
												236	A	Albany (NY)	68 56
												236	H	Albany (NY)	82 35
												255	A	Binghamton	62 73
												255	H	Binghamton	63 50
												260	A	Rhode Island	65 51
												279	A	Vermont	76 48
												279	H	Vermont	61 32
												293	H	Bryant	67 57
												305	A	UMBC	66 52
												305	H	UMBC	65 48
												305	H	UMBC	92 47
												310	H	Morgan St.	80 59
												320	A	New Hampshire	66 48
												320	H	New Hampshire	56 49
												325	A	NJIT	84 53
												327	A	UMass Lowell	66 44
												327	H	UMass Lowell	69 45
												328	A	Central Conn. St.	54 52
LAST 12 Division I GAMES:															
116	A	Providence	54 71	236	A	Albany (NY)	68 56								
140	H	Stony Brook	64 59	255	H	Binghamton	63 50								
57	A	Maine	48 68	327	H	UMass Lowell	69 45								
305	H	UMBC	65 48	320	H	New Hampshire	56 49								
76	A	New Mexico	65 72	279	A	Vermont	76 48								
25	A	Miami (FL)	62 75	57	A	Maine	58 78								

Non-Div I Games:

Hartford

■ Loss, 
■ Non-Conf, S Site, 
■ Home 
■ Away 
N Neutral



# Harvard

Through Games Of April 7, 2019

Average RPI Win:	195	WON-LOST	WINNING	LAST 10	STRENGTH OF	OPP. STRENGTH	TEAM	ADJ.	CONF.	ADJ CONF.
Average RPI Loss:	77	RECORD	PCT. RANK	GAMES	SCHEDULE	OF SCHEDULE	RPI	RPI	RPI	RPI
DIV. I ONLY	17- 13	131	0- 1	71	111	98	98	11	11	
DIV. I NON-CONF.	8- 7	150	0- 1	59	53	87	87	11	11	
TOTALS	RPI 1-25	RPI 26-50	W-L RECORDS	RPI 51-100	RPI 101-999	RPI 150+				
17- 13	0- 1	1- 4	OVERALL	2- 5	14- 3	13- 1				
9- 5	0- 0	0- 3	HOME	2- 2	7- 0	6- 0				
7- 7	0- 1	1- 1	AWAY	0- 2	6- 3	6- 1				
1- 1	0- 0	0- 0	NEUTRAL	0- 1	1- 0	1- 0				
8- 7	0- 1	1- 2	NON-CONFERENCE	1- 3	6- 1	6- 0				
3- 4	0- 0	0- 2	HOME	1- 2	2- 0	2- 0				
4- 3	0- 1	1- 0	AWAY	0- 1	3- 1	3- 0				
1- 0	0- 0	0- 0	NEUTRAL	0- 0	1- 0	1- 0				
9- 6	0- 0	0- 2	CONFERENCE	1- 2	8- 2	7- 1				
6- 1	0- 0	0- 1	HOME	1- 0	5- 0	4- 0				
3- 4	0- 0	0- 1	AWAY	0- 1	3- 2	3- 1				
0- 1	0- 0	0- 0	NEUTRAL	0- 1	0- 0	0- 0				

RPI S	Opponent	Score	RPI S	Opponent	Score	RPI S	Opponent	Score	RPI S	Opponent	Score
2	A Notre Dame	58 103	32	H Rutgers	49 60	54	H Georgetown	65 70	107	A Hartford	60 73
			34	A California	85 79	57	H Maine	60 67	141	A Yale	62 65
			44	H Quinnipiac	67 72	58	A Penn	70 75	141	H Yale	83 69
			50	A Princeton	58 61	58	H Penn	80 72	151	A CSUN	75 55
			50	H Princeton	71 75	58	N Penn	62 91	178	H Boston U.	67 47
						70	H Drexel	69 56	200	A Cornell	68 61
						90	A Purdue	65 66	200	H Cornell	80 38
									212	A Dartmouth	73 57
									212	H Dartmouth	56 46
									216	N Jacksonville St.	69 62
									254	A Columbia	65 75
									254	H Columbia	69 56
									260	A Rhode Island	80 47
									277	A Siena	73 54
									282	H La Salle	88 43
									284	A Brown	100 83
									284	H Brown	98 55
LAST 12 Division I GAMES:											
54	H Georgetown	65 70	50	A Princeton	58 61						
70	H Drexel	69 56	58	A Penn	70 75						
58	N Penn	62 91	141	H Yale	83 69						
151	A CSUN	75 55	284	H Brown	98 55						
254	H Columbia	69 56	58	H Penn	80 72						
200	H Cornell	80 38	50	H Princeton	71 75						

Non-Div I Games:

Harvard

Loss, Non-Conf, S Site, H Home A Away N Neutral



Average RPI Win: <b>222</b>	WON-LOST	WINNING	LAST 10	STRENGTH OF	OPP. STRENGTH	TEAM	ADJ.	CONF.	ADJ CONF.
Average RPI Loss: <b>145</b>	RECORD	PCT. RANK	GAMES	SCHEDULE	OF SCHEDULE	RPI	RPI	RPI	RPI
DIV. I ONLY	<b>14- 17</b>	<b>203</b>	<b>0- 1</b>	<b>145</b>	<b>211</b>	<b>189</b>	<b>189</b>	<b>20</b>	<b>20</b>
DIV. I NON-CONF.	<b>3- 10</b>	<b>276</b>	<b>0- 1</b>	<b>138</b>	<b>125</b>	<b>259</b>	<b>259</b>	<b>20</b>	<b>20</b>
TOTALS	RPI 1-25	RPI 26-50	W-L RECORDS	RPI 51-100	RPI 101-999	RPI 150+			
14- 17	0- 1	0- 0	OVERALL	2- 7	12- 9	12- 9			
7- 8	0- 1	0- 0	HOME	2- 3	5- 4	5- 4			
6- 7	0- 0	0- 0	AWAY	0- 2	6- 5	6- 5			
1- 2	0- 0	0- 0	NEUTRAL	0- 2	1- 0	1- 0			
3- 10	0- 1	0- 0	NON-CONFERENCE	1- 5	2- 4	2- 4			
2- 5	0- 1	0- 0	HOME	1- 3	1- 1	1- 1			
1- 4	0- 0	0- 0	AWAY	0- 1	1- 3	1- 3			
0- 1	0- 0	0- 0	NEUTRAL	0- 1	0- 0	0- 0			
11- 7	0- 0	0- 0	CONFERENCE	1- 2	10- 5	10- 5			
5- 3	0- 0	0- 0	HOME	1- 0	4- 3	4- 3			
5- 3	0- 0	0- 0	AWAY	0- 1	5- 2	5- 2			
1- 1	0- 0	0- 0	NEUTRAL	0- 1	1- 0	1- 0			

RPI 1-25				RPI 26-50				RPI 51-100				RPI 101+ Team's RPI: 189			
RPI	S	Opponent	Score	RPI	S	Opponent	Score	RPI	S	Opponent	Score	RPI	S	Opponent	Score
4	H	Stanford	59 <b>81</b>					62	H	FGCU	67 <b>73</b>	151	A	CSUN	69 68
								63	A	Saint Mary's (CA)	43 <b>67</b>	151	H	CSUN	29 <b>49</b>
								71	A	UC Davis	46 <b>72</b>	169	A	UC Riverside	51 44
								71	H	UC Davis	65 60	169	H	UC Riverside	55 <b>60</b>
								71	N	UC Davis	50 <b>58</b>	169	N	UC Riverside	66 58
								75	H	American	57 <b>69</b>	174	A	UC Irvine	70 68
								80	H	Idaho	69 61	174	H	UC Irvine	48 <b>53</b>
								85	H	Pepperdine	64 <b>65</b>	192	H	Portland	65 <b>72</b>
								86	N	Utah	48 <b>73</b>	207	A	San Diego St.	57 <b>58</b>
												208	A	UNLV	66 61
												246	A	Nevada	78 <b>79</b>
												264	A	Cal St. Fullerton	68 <b>72</b>
												264	H	Cal St. Fullerton	70 55
												271	A	Long Beach St.	40 <b>56</b>
												271	H	Long Beach St.	63 49
												272	A	San Diego	50 <b>58</b>
												291	A	UC Santa Barbara	47 35
												291	H	UC Santa Barbara	72 49
												316	A	Cal Poly	71 54
												316	H	Cal Poly	70 52
												336	H	Seattle U	67 51
LAST 12 Division I GAMES:															
		63	A	Saint Mary's (CA)	43	<b>67</b>		264	H	Cal St. Fullerton	70	55			
		169	N	UC Riverside	66	58		71	A	UC Davis	46	<b>72</b>			
		71	N	UC Davis	50	<b>58</b>		174	H	UC Irvine	48	<b>53</b>			
		86	N	Utah	48	<b>73</b>		271	H	Long Beach St.	63	49			
		151	A	CSUN	69	68		291	H	UC Santa Barbara	72	49			
		169	A	UC Riverside	51	44		271	A	Long Beach St.	40	<b>56</b>			

Non-Div I Games: Hawaii Pacific 66 51

Hawaii

■ Loss, 
 ■ Non-Conf, S Site, 
 ■ Home 
 ■ Away 
 N Neutral



Average RPI Win:	258	WON-LOST	WINNING	LAST 10	STRENGTH OF	OPP. STRENGTH	TEAM	ADJ.	CONF.	ADJ CONF.
Average RPI Loss:	104	RECORD	PCT. RANK	GAMES	SCHEDULE	OF SCHEDULE	RPI	RPI	RPI	RPI
DIV. I ONLY	20- 9	62	0- 1	211	287	113	113	27	27	
DIV. I NON-CONF.	5- 5	152	0- 1	99	170	117	117	29	29	
TOTALS	RPI 1-25	RPI 26-50	W-L RECORDS	RPI 51-100	RPI 101-999	RPI 150+				
20- 9	0- 1	0- 2	OVERALL	1- 3	19- 3	19- 3				
12- 2	0- 0	0- 0	HOME	1- 1	11- 1	11- 1				
8- 7	0- 1	0- 2	AWAY	0- 2	8- 2	8- 2				
0- 0	0- 0	0- 0	NEUTRAL	0- 0	0- 0	0- 0				
5- 5	0- 1	0- 2	NON-CONFERENCE	1- 1	4- 1	4- 1				
4- 0	0- 0	0- 0	HOME	1- 0	3- 0	3- 0				
1- 5	0- 1	0- 2	AWAY	0- 1	1- 1	1- 1				
0- 0	0- 0	0- 0	NEUTRAL	0- 0	0- 0	0- 0				
15- 4	0- 0	0- 0	CONFERENCE	0- 2	15- 2	15- 2				
8- 2	0- 0	0- 0	HOME	0- 1	8- 1	8- 1				
7- 2	0- 0	0- 0	AWAY	0- 1	7- 1	7- 1				
0- 0	0- 0	0- 0	NEUTRAL	0- 0	0- 0	0- 0				

RPI 1-25				RPI 26-50				RPI 51-100				RPI 101+ Team's RPI: 113			
RPI	S	Opponent	Score	RPI	S	Opponent	Score	RPI	S	Opponent	Score	RPI	S	Opponent	Score
22	A	Kentucky	49 71	31	A	Ohio	74 81	59	A	Miami (OH)	55 68	161	A	Davidson	62 71
				45	A	Clemson	64 83	75	H	American	66 61	179	A	Campbell	70 69
								77	A	Radford	58 80	179	H	Campbell	65 60
								77	H	Radford	79 84	184	A	UNC Asheville	56 67
												184	H	UNC Asheville	82 81
												203	A	Hampton	104 98
												203	H	Hampton	82 73
												242	A	ETSU	73 65
												245	A	Gardner-Webb	78 61
												245	H	Gardner-Webb	78 70
												251	H	Norfolk St.	83 51
												280	A	Charleston So.	69 62
												280	H	Charleston So.	71 64
												280	H	Charleston So.	61 65
												306	H	Winthrop	56 54
												308	H	UNC Greensboro	82 75
												315	A	Presbyterian	70 63
												315	H	Presbyterian	79 40
												335	H	N.C. Central	80 69
												338	A	Longwood	65 54
												338	H	Longwood	70 47
												341	A	USC Upstate	87 61
LAST 12 Division I GAMES:															
				31	A	Ohio	74 81	245	H	Gardner-Webb	78 70				
				280	H	Charleston So.	61 65	315	A	Presbyterian	70 63				
				179	A	Campbell	70 69	280	A	Charleston So.	69 62				
				184	H	UNC Asheville	82 81	77	H	Radford	79 84				
				203	A	Hampton	104 98	338	A	Longwood	65 54				
				338	H	Longwood	70 47	203	H	Hampton	82 73				

Non-Div I Games: Greensboro 102 50 Mars Hill 86 36

High Point

■ Loss, 
 ■ Non-Conf, S Site, 
 ■ Home 
 ■ Away 
 N Neutral



## Hofstra

Through Games Of April 7, 2019

Average RPI Win: <b>216</b>	WON-LOST	WINNING	LAST 10	STRENGTH OF	OPP. STRENGTH	TEAM	ADJ.	CONF.	ADJ CONF.
Average RPI Loss: <b>142</b>	RECORD	PCT. RANK	GAMES	SCHEDULE	OF SCHEDULE	RPI	RPI	RPI	RPI
DIV. I ONLY	<b>10- 22</b>	<b>268</b>	<b>1- 0</b>	<b>134</b>	<b>180</b>	<b>233</b>	<b>233</b>	<b>10</b>	<b>10</b>
DIV. I NON-CONF.	<b>5- 6</b>	<b>173</b>	<b>0- 0</b>	<b>225</b>	<b>335</b>	<b>206</b>	<b>206</b>	<b>10</b>	<b>10</b>
TOTALS	RPI 1-25	RPI 26-50	W-L RECORDS	RPI 51-100	RPI 101-999	RPI 150+			
10- 22	0- 0	1- 2	OVERALL	0- 3	9- 17	7- 8			
3- 9	0- 0	0- 1	HOME	0- 1	3- 7	2- 4			
4- 10	0- 0	0- 1	AWAY	0- 1	4- 8	3- 4			
3- 3	0- 0	1- 0	NEUTRAL	0- 1	2- 2	2- 0			
5- 6	0- 0	0- 0	NON-CONFERENCE	0- 1	5- 5	5- 3			
1- 2	0- 0	0- 0	HOME	0- 0	1- 2	1- 2			
3- 2	0- 0	0- 0	AWAY	0- 0	3- 2	3- 1			
1- 2	0- 0	0- 0	NEUTRAL	0- 1	1- 1	1- 0			
5- 16	0- 0	1- 2	CONFERENCE	0- 2	4- 12	2- 5			
2- 7	0- 0	0- 1	HOME	0- 1	2- 5	1- 2			
1- 8	0- 0	0- 1	AWAY	0- 1	1- 6	0- 3			
2- 1	0- 0	1- 0	NEUTRAL	0- 0	1- 1	1- 0			

RPI S	Opponent	Score	RPI S	Opponent	Score	RPI S	Opponent	Score	RPI S	Opponent	Score	Team's RPI: 233
37	A James Madison	54 <b>77</b>	37	H James Madison	44 <b>59</b>	64	N Wright St.	64 <b>93</b>	101	A Northeastern	63 62	
37	N James Madison	57 50	37	N James Madison	57 50	70	A Drexel	39 <b>62</b>	101	H Northeastern	78 61	
						70	H Drexel	49 <b>61</b>	105	A Towson	68 <b>92</b>	
									105	H Towson	56 <b>68</b>	
									105	N Towson	48 <b>69</b>	
									121	N Marist	57 <b>71</b>	
									126	A UNCW	54 <b>89</b>	
									126	H UNCW	51 <b>61</b>	
									140	A Stony Brook	49 <b>77</b>	
									142	A Delaware	47 <b>57</b>	
									142	H Delaware	59 <b>78</b>	
									164	A William & Mary	72 <b>83</b>	
									164	H William & Mary	55 <b>60</b>	
									176	A Holy Cross	66 <b>72</b>	
									193	H Sacred Heart	64 <b>70</b>	
									213	N Stetson	53 50	
									240	A Elon	52 <b>55</b>	
									240	H Elon	64 <b>77</b>	
									240	N Elon	77 75	
									254	H Columbia	63 <b>65</b>	
									263	A St. Bonaventure	67 59	
									277	A Siena	57 50	
									296	A Col. of Charleston	62 <b>70</b>	
									296	H Col. of Charleston	68 49	
									305	A UMBC	45 42	
									324	H Iona	74 49	
LAST 12 Division I GAMES:												
240	N Elon	77 75	296	H Col. of Charleston	68 49							
37	N James Madison	57 50	101	A Northeastern	63 62							
105	N Towson	48 <b>69</b>	142	A Delaware	47 <b>57</b>							
164	A William & Mary	72 <b>83</b>	70	A Drexel	39 <b>62</b>							
240	A Elon	52 <b>55</b>	37	H James Madison	44 <b>59</b>							
126	H UNCW	51 <b>61</b>	105	H Towson	56 <b>68</b>							

Non-Div I Games: Wilmington (DE) 77 56

Hofstra

■ Loss, 
 ■ Non-Conf, 
 ■ S Site, 
 ■ Home 
 ■ A Away 
 N Neutral



# Holy Cross

Through Games Of April 7, 2019

Average RPI Win:	238	WON-LOST	WINNING	LAST 10	STRENGTH OF	OPP. STRENGTH	TEAM	ADJ.	CONF.	ADJ CONF.
Average RPI Loss:	181	RECORD	PCT. RANK	GAMES	SCHEDULE	OF SCHEDULE	RPI	RPI	RPI	RPI
DIV. I ONLY	18- 13	126	1- 1	277	243	176	176	18	18	
DIV. I NON-CONF.	8- 3	60	0- 0	344	307	205	205	21	21	
TOTALS	RPI 1-25	RPI 26-50	W-L RECORDS	RPI 51-100	RPI 101-999	RPI 150+				
18- 13	0- 0	1- 2	OVERALL	0- 2	17- 9	17- 6				
11- 4	0- 0	1- 0	HOME	0- 1	10- 3	10- 2				
7- 9	0- 0	0- 2	AWAY	0- 1	7- 6	7- 4				
0- 0	0- 0	0- 0	NEUTRAL	0- 0	0- 0	0- 0				
8- 3	0- 0	0- 0	NON-CONFERENCE	0- 0	8- 3	8- 2				
5- 1	0- 0	0- 0	HOME	0- 0	5- 1	5- 1				
3- 2	0- 0	0- 0	AWAY	0- 0	3- 2	3- 1				
0- 0	0- 0	0- 0	NEUTRAL	0- 0	0- 0	0- 0				
10- 10	0- 0	1- 2	CONFERENCE	0- 2	9- 6	9- 4				
6- 3	0- 0	1- 0	HOME	0- 1	5- 2	5- 1				
4- 7	0- 0	0- 2	AWAY	0- 1	4- 4	4- 3				
0- 0	0- 0	0- 0	NEUTRAL	0- 0	0- 0	0- 0				

RPI S	Opponent	Score	RPI S	Opponent	Score	RPI S	Opponent	Score	RPI S	Opponent	Score	Team's RPI: 176
43	A Bucknell	71 75	75	A American	58 70	130	A Lehigh	55 64				
43	A Bucknell	31 66	75	H American	44 71	130	H Lehigh	74 79				
43	H Bucknell	61 60				134	A Boston College	63 89				
						167	H Rider	71 61				
						178	A Boston U.	64 61				
						178	A Boston U.	72 70				
						178	H Boston U.	75 69				
						233	H Hofstra	72 66				
						236	A Albany (NY)	56 50				
						250	A Colgate	80 67				
						250	H Colgate	67 70				
						259	A Navy	47 54				
						259	H Navy	47 44				
						260	H Rhode Island	73 65				
						265	A Loyola Maryland	58 48				
						265	H Loyola Maryland	78 60				
						267	H Manhattan	61 53				
						279	A Vermont	65 40				
						284	H Brown	85 89				
						288	A Army West Point	53 60				
						288	H Army West Point	58 39				
						293	A Bryant	81 62				
						320	A New Hampshire	62 74				
						322	A Lafayette	63 73				
						322	H Lafayette	56 53				
						327	H UMass Lowell	63 54				
LAST 12 Division I GAMES:												
178	A Boston U.	72 70	288	A Army West Point	53 60							
43	A Bucknell	31 66	178	A Boston U.	64 61							
130	H Lehigh	74 79	259	H Navy	47 44							
250	A Colgate	80 67	265	A Loyola Maryland	58 48							
75	H American	44 71	322	H Lafayette	56 53							
43	H Bucknell	61 60	75	A American	58 70							

Non-Div I Games:

Holy Cross

Loss, Non-Conf, S Site, H Home A Away N Neutral



Average RPI Win:	203	WON-LOST	WINNING	LAST 10	STRENGTH OF	OPP. STRENGTH	TEAM	ADJ.	CONF.	ADJ CONF.
Average RPI Loss:	71	RECORD	PCT. RANK	GAMES	SCHEDULE	OF SCHEDULE	RPI	RPI	RPI	RPI
DIV. I ONLY	15- 16	177	0- 1	74	83	117	117	9	9	
DIV. I NON-CONF.	6- 8	194	0- 1	97	98	132	132	8	8	
TOTALS	RPI 1-25	RPI 26-50	W-L RECORDS	RPI 51-100	RPI 101-999	RPI 150+				
15- 16	0- 5	0- 1	OVERALL	1- 5	14- 5	13- 2				
6- 7	0- 3	0- 0	HOME	1- 2	5- 2	5- 0				
9- 8	0- 2	0- 1	AWAY	0- 3	9- 2	8- 2				
0- 1	0- 0	0- 0	NEUTRAL	0- 0	0- 1	0- 0				
6- 8	0- 1	0- 1	NON-CONFERENCE	1- 4	5- 2	5- 1				
1- 4	0- 1	0- 0	HOME	1- 2	0- 1	0- 0				
5- 4	0- 0	0- 1	AWAY	0- 2	5- 1	5- 1				
0- 0	0- 0	0- 0	NEUTRAL	0- 0	0- 0	0- 0				
9- 8	0- 4	0- 0	CONFERENCE	0- 1	9- 3	8- 1				
5- 3	0- 2	0- 0	HOME	0- 0	5- 1	5- 0				
4- 4	0- 2	0- 0	AWAY	0- 1	4- 1	3- 1				
0- 1	0- 0	0- 0	NEUTRAL	0- 0	0- 1	0- 0				

RPI 1-25				RPI 26-50				RPI 51-100				RPI 101+ Team's RPI: 117			
RPI	S	Opponent	Score	RPI	S	Opponent	Score	RPI	S	Opponent	Score	RPI	S	Opponent	Score
6	A	UConn	61 83	34	A	California	79 80	62	A	FGCU	71 76	114	A	South Fla.	54 52
6	H	UConn	61 81					65	A	Cincinnati	57 68	114	H	South Fla.	49 59
15	H	Texas A&M	52 68					68	A	Arkansas	80 88	114	N	South Fla.	55 72
18	A	UCF	56 58					72	H	UT Arlington	61 65	134	H	Boston College	57 64
18	H	UCF	50 59					73	H	Georgia Tech	95 89	157	H	Tulsa	76 44
								76	H	New Mexico	84 89	166	A	Temple	65 76
												166	H	Temple	78 65
												172	H	Tulane	83 82
												173	A	Louisiana Tech	88 100
												194	H	East Carolina	63 52
												197	A	Southern Miss.	61 44
												226	A	George Mason	66 56
												229	A	SMU	72 61
												229	H	SMU	69 68
												230	A	Memphis	59 57
												242	A	ETSU	84 77
												254	A	Columbia	83 72
												256	A	Wichita St.	66 58
												309	A	Incarinate Word	79 60
LAST 12 Division I GAMES:															
68	A	Arkansas	80 88	172	H	Tulane	83 82								
114	N	South Fla.	55 72	194	H	East Carolina	63 52								
18	H	UCF	50 59	114	A	South Fla.	54 52								
6	A	UConn	61 83	166	A	Temple	65 76								
114	H	South Fla.	49 59	229	H	SMU	69 68								
230	A	Memphis	59 57	18	A	UCF	56 58								

Non-Div I Games:

Houston

■ Loss, 
 ■ Non-Conf, 
 ■ S Site, 
 ■ Home 
 ■ Away 
 N Neutral



## Houston Baptist

Through Games Of April 7, 2019

Average RPI Win:	289	WON-LOST	WINNING	LAST 10	STRENGTH OF	OPP. STRENGTH	TEAM	ADJ.	CONF.	ADJ CONF.
Average RPI Loss:	196	RECORD	PCT. RANK	GAMES	SCHEDULE	OF SCHEDULE	RPI	RPI	RPI	RPI
DIV. I ONLY	5- 19	316	0- 0	316	278	332	332	25	25	
DIV. I NON-CONF.	1- 5	310	0- 0	288	180	334	334	24	24	
TOTALS	RPI 1-25	RPI 26-50	W-L RECORDS	RPI 51-100	RPI 101-999	RPI 150+				
5- 19	0- 0	0- 0	OVERALL	0- 3	5- 16	5- 13				
3- 8	0- 0	0- 0	HOME	0- 1	3- 7	3- 6				
2- 11	0- 0	0- 0	AWAY	0- 2	2- 9	2- 7				
0- 0	0- 0	0- 0	NEUTRAL	0- 0	0- 0	0- 0				
1- 5	0- 0	0- 0	NON-CONFERENCE	0- 0	1- 5	1- 3				
1- 1	0- 0	0- 0	HOME	0- 0	1- 1	1- 1				
0- 4	0- 0	0- 0	AWAY	0- 0	0- 4	0- 2				
0- 0	0- 0	0- 0	NEUTRAL	0- 0	0- 0	0- 0				
4- 14	0- 0	0- 0	CONFERENCE	0- 3	4- 11	4- 10				
2- 7	0- 0	0- 0	HOME	0- 1	2- 6	2- 5				
2- 7	0- 0	0- 0	AWAY	0- 2	2- 5	2- 5				
0- 0	0- 0	0- 0	NEUTRAL	0- 0	0- 0	0- 0				

RPI 1-25			RPI 26-50			RPI 51-100			RPI 101+ Team's RPI: 332		
RPI	S	Opponent	Score	RPI	S	Opponent	Score	RPI	S	Opponent	Score
								78	A	Lamar University	50 63
								78	H	Lamar University	49 97
								84	A	SFA	53 65
										120	H Abilene Christian 62 72
										137	A Texas Tech 76 82
										143	A Oklahoma St. 44 77
										158	H Oral Roberts 56 74
										160	A North Texas 75 100
										171	A Nicholls St. 54 77
										171	H Nicholls St. 55 58
										186	A Sam Houston St. 64 83
										186	H Sam Houston St. 63 74
										239	A A&M-Corpus Christi 74 56
										239	H A&M-Corpus Christi 56 70
										256	A Wichita St. 50 68
										278	H Central Ark. 58 77
										290	H New Orleans 83 74
										300	H La.-Monroe 68 60
										309	A Incarnate Word 67 52
										309	H Incarnate Word 60 59
										314	A McNeese 71 81
										314	H McNeese 67 72
										321	A Northwestern St. 46 63
										323	A Southeastern La. 65 73
LAST 12 Division I GAMES:											
239	A	A&M-Corpus Christi	74 56	171	H	Nicholls St.	55 58				
309	A	Incarnate Word	67 52	278	H	Central Ark.	58 77				
314	H	McNeese	67 72	84	A	SFA	53 65				
78	H	Lamar University	49 97	239	H	A&M-Corpus Christi	56 70				
186	A	Sam Houston St.	64 83	309	H	Incarnate Word	60 59				
321	A	Northwestern St.	46 63	314	A	McNeese	71 81				

Non-Div I Games: Howard Payne 93 60 Tex. A&M Int'l 81 48 McMurry 92 41 Southwest (NM) 100 57  
Houston Baptist

Loss, Non-Conf, S Site, H Home A Away N Neutral



Average RPI Win:	<b>299</b>	WON-LOST	WINNING	LAST 10	STRENGTH OF	OPP. STRENGTH	TEAM	ADJ.	CONF.	ADJ CONF.
Average RPI Loss:	<b>196</b>	RECORD	PCT. RANK	GAMES	SCHEDULE	OF SCHEDULE	RPI	RPI	RPI	RPI
DIV. I ONLY	<b>18- 13</b>	<b>126</b>	<b>1- 0</b>	<b>345</b>	<b>347</b>	<b>227</b>	<b>227</b>	<b>32</b>	<b>32</b>	
DIV. I NON-CONF.	<b>7- 6</b>	<b>143</b>	<b>0- 0</b>	<b>298</b>	<b>306</b>	<b>196</b>	<b>196</b>	<b>32</b>	<b>32</b>	
TOTALS	RPI 1-25	RPI 26-50	W-L RECORDS	RPI 51-100	RPI 101-999	RPI 150+				
18- 13	0- 0	0- 1	OVERALL	0- 1	18- 11	18- 10				
8- 4	0- 0	0- 0	HOME	0- 0	8- 4	8- 3				
9- 8	0- 0	0- 1	AWAY	0- 1	9- 6	9- 6				
1- 1	0- 0	0- 0	NEUTRAL	0- 0	1- 1	1- 1				
7- 6	0- 0	0- 1	NON-CONFERENCE	0- 1	7- 4	7- 3				
2- 2	0- 0	0- 0	HOME	0- 0	2- 2	2- 1				
5- 4	0- 0	0- 1	AWAY	0- 1	5- 2	5- 2				
0- 0	0- 0	0- 0	NEUTRAL	0- 0	0- 0	0- 0				
11- 7	0- 0	0- 0	CONFERENCE	0- 0	11- 7	11- 7				
6- 2	0- 0	0- 0	HOME	0- 0	6- 2	6- 2				
4- 4	0- 0	0- 0	AWAY	0- 0	4- 4	4- 4				
1- 1	0- 0	0- 0	NEUTRAL	0- 0	1- 1	1- 1				

RPI S	Opponent	Score	RPI S	Opponent	Score	RPI S	Opponent	Score	RPI S	Opponent	Score	Team's RPI: 227
46	A North Carolina	63 85	65	A Cincinnati	51 85	131	H Mercer	70 85	164	A William & Mary	75 88	
						179	A Campbell	69 64	188	A Bethune-Cookman	63 76	
						188	H Bethune-Cookman	61 40	198	H N.C. A&T	58 63	
						205	A UMES	72 80	205	H UMES	73 80	
						226	H George Mason	73 59	251	A Norfolk St.	59 74	
						251	H Norfolk St.	74 70	251	N Norfolk St.	51 72	
						270	A Niagara	68 61	273	A Richmond	60 67	
						277	H Siena	81 86	282	A La Salle	57 54	
						297	A South Carolina St.	63 72	310	A Morgan St.	74 62	
						310	H Morgan St.	79 56	313	A Coppin St.	88 81	
						319	A FIU	89 62	325	H NJIT	77 57	
						335	H N.C. Central	80 70	339	H Delaware St.	78 62	
						344	A Fairleigh Dickinson	79 58	345	A Savannah St.	106 70	
						205	H UMES	73 80				
LAST 12 Division I GAMES:												
346	N Florida A&M	59 53	335	H N.C. Central	80 70							
251	N Norfolk St.	51 72	198	H N.C. A&T	58 63							
251	A Norfolk St.	59 74	188	A Bethune-Cookman	63 76							
345	A Savannah St.	106 70	346	A Florida A&M	81 59							
310	A Morgan St.	74 62	251	H Norfolk St.	74 70							
313	A Coppin St.	88 81	205	H UMES	73 80							

Non-Div I Games:

Howard

■ Loss, 
 ■ Non-Conf, 
 ■ S Site, 
 ■ H Home 
 ■ A Away 
 N Neutral



H  
o  
w  
a  
r  
d

RPI S Opponent Score

Through Games Of April 7, 2019

RPI	S	Opponent	Score	
346	A	Florida A&M	81	59
346	H	Florida A&M	74	68
346	N	Florida A&M	59	53

H  
o  
w  
a  
r  
d

Howard



IUPUI				STRENGTH OF SCHEDULE	OPP. STRENGTH OF SCHEDULE	TEAM RPI	ADJ. RPI	CONF. RPI	ADJ CONF. RPI
Average RPI Win:	245	WON-LOST RECORD	WINNING PCT. RANK						
Average RPI Loss:	99		LAST 10 GAMES						
DIV. I ONLY	19- 12	106	0- 1	215	204	136	136	22	22
DIV. I NON-CONF.	5- 6	173	0- 1	84	94	115	115	19	19
<hr/>									
TOTALS	RPI 1-25	RPI 26-50	W-L RECORDS	RPI 51-100	RPI 101-999	RPI 150+			
19- 12	0- 1	0- 1	OVERALL	2- 6	17- 4	15- 3			
9- 4	0- 0	0- 1	HOME	0- 3	9- 0	7- 0			
9- 7	0- 1	0- 0	AWAY	1- 2	8- 4	8- 3			
1- 1	0- 0	0- 0	NEUTRAL	1- 1	0- 0	0- 0			
5- 6	0- 1	0- 1	NON-CONFERENCE	1- 2	4- 2	3- 2			
1- 2	0- 0	0- 1	HOME	0- 1	1- 0	0- 0			
3- 4	0- 1	0- 0	AWAY	0- 1	3- 2	3- 2			
1- 0	0- 0	0- 0	NEUTRAL	1- 0	0- 0	0- 0			
14- 6	0- 0	0- 0	CONFERENCE	1- 4	13- 2	12- 1			
8- 2	0- 0	0- 0	HOME	0- 2	8- 0	7- 0			
6- 3	0- 0	0- 0	AWAY	1- 1	5- 2	5- 1			
0- 1	0- 0	0- 0	NEUTRAL	0- 1	0- 0	0- 0			

RPI 1-25				RPI 26-50				RPI 51-100				RPI 101+ Team's RPI: 136			
RPI	S	Opponent	Score	RPI	S	Opponent	Score	RPI	S	Opponent	Score	RPI	S	Opponent	Score
7	A	Iowa	58 72	31	H	Ohio	66 73	60	A	Middle Tenn.	47 59	112	H	UT Martin	73 72
								64	A	Wright St.	59 66	123	A	Youngstown St.	52 70
								64	H	Wright St.	75 78	123	H	Youngstown St.	64 44
								64	N	Wright St.	51 60	156	A	Southern Ill.	73 78
								88	A	Green Bay	67 63	185	A	Wisconsin	64 65
								88	H	Green Bay	43 45	204	A	Milwaukee	67 66
								92	N	VCU	63 61	204	H	Milwaukee	76 55
								96	H	UNI	40 53	237	A	Ole Miss	66 58
												247	A	Indiana St.	64 59
												249	A	Northern Ky.	57 60
												249	H	Northern Ky.	60 44
												249	H	Northern Ky.	70 48
												287	A	Cleveland St.	75 50
												287	H	Cleveland St.	64 36
												302	A	UTSA	58 50
												311	A	Oakland	76 70
												311	H	Oakland	82 53
												337	A	Detroit Mercy	58 41
												337	H	Detroit Mercy	82 47
												340	A	UIC	73 44
												340	H	UIC	71 43
<hr/>															
LAST 12 Division I GAMES:															
				60	A	Middle Tenn.	47 59	337	A	Detroit Mercy	58 41				
				249	H	Northern Ky.	60 44	311	A	Oakland	76 70				
				64	N	Wright St.	51 60	287	H	Cleveland St.	64 36				
				204	H	Milwaukee	76 55	123	H	Youngstown St.	64 44				
				88	H	Green Bay	43 45	64	A	Wright St.	59 66				
				340	A	UIC	73 44	249	A	Northern Ky.	57 60				

Non-Div I Games: Purdue Northwest 101 40

IUPUI

■ Loss, 
 ■ Non-Conf, S Site, 
 ■ Home 
 ■ Away 
 N Neutral



## Idaho

Through Games Of April 7, 2019

Average RPI Win:	198	WON-LOST	WINNING	LAST 10	STRENGTH OF	OPP. STRENGTH	TEAM	ADJ.	CONF.	ADJ CONF.
Average RPI Loss:	107	RECORD	PCT. RANK	GAMES	SCHEDULE	OF SCHEDULE	RPI	RPI	RPI	RPI
DIV. I ONLY	22- 12	89	0- 1	113	140	80	80	16	16	
DIV. I NON-CONF.	5- 7	201	0- 1	58	40	97	97	12	12	
TOTALS	RPI 1-25	RPI 26-50	W-L RECORDS	RPI 51-100	RPI 101-999	RPI 150+				
22- 12	0- 2	0- 1	OVERALL	0- 2	22- 7	15- 3				
11- 2	0- 0	0- 0	HOME	0- 0	11- 2	9- 0				
10- 8	0- 2	0- 0	AWAY	0- 2	10- 4	5- 3				
1- 2	0- 0	0- 1	NEUTRAL	0- 0	1- 1	1- 0				
5- 7	0- 2	0- 1	NON-CONFERENCE	0- 2	5- 2	3- 2				
3- 0	0- 0	0- 0	HOME	0- 0	3- 0	3- 0				
2- 6	0- 2	0- 0	AWAY	0- 2	2- 2	0- 2				
0- 1	0- 0	0- 1	NEUTRAL	0- 0	0- 0	0- 0				
17- 5	0- 0	0- 0	CONFERENCE	0- 0	17- 5	12- 1				
8- 2	0- 0	0- 0	HOME	0- 0	8- 2	6- 0				
8- 2	0- 0	0- 0	AWAY	0- 0	8- 2	5- 1				
1- 1	0- 0	0- 0	NEUTRAL	0- 0	1- 1	1- 0				

RPI 1-25				RPI 26-50				RPI 51-100 Team's RPI: 80				RPI 101+			
RPI	S	Opponent	Score	RPI	S	Opponent	Score	RPI	S	Opponent	Score	RPI	S	Opponent	Score
4	A	Stanford	71 115	39	N	Boise St.	85 91	52	A	Arizona	60 68	104	A	Portland St.	81 68
13	A	Gonzaga	51 88					53	A	Wyoming	61 64	104	H	Portland St.	80 78
												104	N	Portland St.	59 75
												109	A	Idaho St.	86 72
												109	H	Idaho St.	67 73
												111	A	Loyola Marymount	79 64
												129	A	Northern Colo.	72 77
												129	H	Northern Colo.	72 86
												137	A	Texas Tech	88 77
												150	A	Montana St.	82 66
												150	H	Montana St.	90 65
												151	H	CSUN	88 73
												153	H	Denver	88 66
												187	A	Eastern Wash.	75 74
												187	H	Eastern Wash.	84 68
												189	A	Hawaii	61 69
												190	A	Montana	79 82
												190	H	Montana	76 68
												221	A	Northern Ariz.	86 69
												221	H	Northern Ariz.	90 72
												221	N	Northern Ariz.	90 73
												252	H	San Francisco	70 63
												266	A	Sacramento St.	69 65
												266	H	Sacramento St.	104 66
												271	A	Long Beach St.	63 70
												275	A	Southern Utah	82 70
LAST 12 Division I GAMES:															
52	A	Arizona	60 68	312	H	Weber St.	86 78	266	A	Sacramento St.	69 65	104	A	Portland St.	81 68
153	H	Denver	88 66	275	H	Southern Utah	77 49	221	H	Northern Ariz.	90 72	187	A	Eastern Wash.	75 74
111	A	Loyola Marymount	79 64	221	N	Northern Ariz.	90 72								
221	N	Northern Ariz.	90 73												
104	N	Portland St.	59 75												
109	H	Idaho St.	67 73												

Non-Div I Games:

Idaho

■ Loss, 
 ■ Non-Conf, 
 ■ S Site, 
 ■ Home 
 ■ A Away 
 N Neutral



I  
d  
a  
h  
o

Idaho  
RPI S Opponent Score

Through Games Of April 7, 2019

RPI	S	Opponent	Score	
275	H	Southern Utah	77	49
312	A	Weber St.	79	74
312	H	Weber St.	86	78

I  
d  
a  
h  
o

Idaho



Average RPI Win:	209	WON-LOST	WINNING	LAST 10	STRENGTH OF	OPP. STRENGTH	TEAM	ADJ.	CONF.	ADJ CONF.
Average RPI Loss:	110	RECORD	PCT. RANK	GAMES	SCHEDULE	OF SCHEDULE	RPI	RPI	RPI	RPI
DIV. I ONLY	19- 11	98	0- 1	153	163	109	109	16	16	
DIV. I NON-CONF.	4- 5	187	0- 1	57	128	102	102	12	12	
TOTALS	RPI 1-25	RPI 26-50	W-L RECORDS	RPI 51-100	RPI 101-999	RPI 150+				
19- 11	0- 1	0- 0	OVERALL	2- 5	17- 5	13- 3				
9- 3	0- 0	0- 0	HOME	1- 1	8- 2	6- 1				
9- 6	0- 1	0- 0	AWAY	1- 3	8- 2	6- 1				
1- 2	0- 0	0- 0	NEUTRAL	0- 1	1- 1	1- 1				
4- 5	0- 1	0- 0	NON-CONFERENCE	1- 4	3- 0	3- 0				
2- 0	0- 0	0- 0	HOME	1- 0	1- 0	1- 0				
1- 4	0- 1	0- 0	AWAY	0- 3	1- 0	1- 0				
1- 1	0- 0	0- 0	NEUTRAL	0- 1	1- 0	1- 0				
15- 6	0- 0	0- 0	CONFERENCE	1- 1	14- 5	10- 3				
7- 3	0- 0	0- 0	HOME	0- 1	7- 2	5- 1				
8- 2	0- 0	0- 0	AWAY	1- 0	7- 2	5- 1				
0- 1	0- 0	0- 0	NEUTRAL	0- 0	0- 1	0- 1				

RPI 1-25				RPI 26-50				RPI 51-100				RPI 101+ Team's RPI: 109			
RPI	S	Opponent	Score	RPI	S	Opponent	Score	RPI	S	Opponent	Score	RPI	S	Opponent	Score
13	A	Gonzaga	51 70					52	A	Arizona	46 71	104	A	Portland St.	58 57
								52	A	Arizona	56 66	104	H	Portland St.	72 54
								73	N	Georgia Tech	51 74	129	A	Northern Colo.	56 60
								80	A	Idaho	73 67	129	H	Northern Colo.	59 61
								80	H	Idaho	72 86	150	A	Montana St.	62 49
								85	H	Pepperdine	65 63	150	H	Montana St.	61 43
								86	A	Utah	60 74	187	A	Eastern Wash.	74 45
												187	H	Eastern Wash.	63 48
												187	N	Eastern Wash.	65 67
												190	A	Montana	59 60
												190	H	Montana	50 34
												221	A	Northern Ariz.	80 69
												221	H	Northern Ariz.	77 81
												225	A	California Baptist	72 57
												266	A	Sacramento St.	56 42
												266	H	Sacramento St.	73 43
												275	A	Southern Utah	69 57
												275	H	Southern Utah	80 47
												292	N	Kennesaw St.	60 49
												295	H	Utah Valley	80 68
												312	A	Weber St.	70 57
												312	H	Weber St.	84 57
LAST 12 Division I GAMES:															
				52	A	Arizona	56 66					104	H	Portland St.	72 54
				187	N	Eastern Wash.	65 67					190	A	Montana	59 60
				80	A	Idaho	73 67					150	A	Montana St.	62 49
				187	A	Eastern Wash.	74 45					275	H	Southern Utah	80 47
				129	H	Northern Colo.	59 61					221	H	Northern Ariz.	77 81
				312	H	Weber St.	84 57					104	A	Portland St.	58 57

Non-Div I Games: Benedictine Mesa 88 51

Idaho St.

Loss, Non-Conf, S Site, H Home A Away N Neutral



Illinois

Through Games Of April 7, 2019

Average RPI Win:	241	WON-LOST	WINNING	LAST 10	STRENGTH OF	OPP. STRENGTH	TEAM	ADJ.	CONF.	ADJ CONF.
Average RPI Loss:	77	RECORD	PCT. RANK	GAMES	SCHEDULE	OF SCHEDULE	RPI	RPI	RPI	RPI
DIV. I ONLY	10- 20	262	0- 1	109	74	217	217	4	4	
DIV. I NON-CONF.	8- 3	60	0- 0	312	273	187	187	5	5	
TOTALS	RPI 1-25	RPI 26-50	W-L RECORDS	RPI 51-100	RPI 101-999	RPI 150+				
10- 20	0- 4	0- 6	OVERALL	0- 5	10- 5	9- 2				
8- 9	0- 2	0- 4	HOME	0- 2	8- 1	8- 0				
2- 9	0- 2	0- 2	AWAY	0- 2	2- 3	1- 1				
0- 2	0- 0	0- 0	NEUTRAL	0- 1	0- 1	0- 1				
8- 3	0- 0	0- 2	NON-CONFERENCE	0- 0	8- 1	8- 1				
7- 1	0- 0	0- 1	HOME	0- 0	7- 0	7- 0				
1- 1	0- 0	0- 1	AWAY	0- 0	1- 0	1- 0				
0- 1	0- 0	0- 0	NEUTRAL	0- 0	0- 1	0- 1				
2- 17	0- 4	0- 4	CONFERENCE	0- 5	2- 4	1- 1				
1- 8	0- 2	0- 3	HOME	0- 2	1- 1	1- 0				
1- 8	0- 2	0- 1	AWAY	0- 2	1- 3	0- 1				
0- 1	0- 0	0- 0	NEUTRAL	0- 1	0- 0	0- 0				

RPI	S	Opponent	Score	RPI	S	Opponent	Score	RPI	S	Opponent	Score	RPI	S	Opponent	Score	Team's RPI: 217
7	A	Iowa	66 88	29	H	Missouri	45 67	74	A	Northwestern	45 68	103	A	Minnesota	66 62	
7	H	Iowa	75 94	32	H	Rutgers	60 71	74	H	Northwestern	56 64	106	A	Ohio St.	70 78	
14	A	Maryland	62 71	38	A	Michigan St.	60 77	90	A	Purdue	50 72	147	A	Penn St.	48 62	
14	H	Maryland	66 80	41	H	Indiana	83 85	90	N	Purdue	60 72	147	H	Penn St.	65 76	
				42	H	Michigan	56 70	94	H	Nebraska	67 77	185	A	Wisconsin	67 75	
				45	A	Clemson	67 69					185	H	Wisconsin	78 68	
												201	H	Eastern Mich.	72 66	
												235	H	SIUE	74 57	
												247	H	Indiana St.	75 57	
												254	H	Columbia	76 69	
												262	H	Murray St.	84 52	
												266	N	Sacramento St.	107 109	
												301	H	Alabama A&M	88 60	
												304	H	Valparaiso	73 54	
												316	A	Cal Poly	74 51	
LAST 12 Division I GAMES:																
		90	N	Purdue	60	72		185	H	Wisconsin	78	68				
		14	A	Maryland	62	71		90	A	Purdue	50	72				
		147	H	Penn St.	65	76		14	H	Maryland	66	80				
		185	A	Wisconsin	67	75		106	A	Ohio St.	70	78				
		42	H	Michigan	56	70		74	H	Northwestern	56	64				
		7	A	Iowa	66	88		38	A	Michigan St.	60	77				

Non-Div I Games:

Illinois

Loss, Non-Conf, S Site, H Home A Away N Neutral



Average RPI Win:	218	WON-LOST	WINNING	LAST 10	STRENGTH OF	OPP. STRENGTH	TEAM	ADJ.	CONF.	ADJ CONF.
Average RPI Loss:	143	RECORD	PCT. RANK	GAMES	SCHEDULE	OF SCHEDULE	RPI	RPI	RPI	RPI
DIV. I ONLY	18- 12	111	0- 1	191	215	135	135	14	14	
DIV. I NON-CONF.	6- 4	116	0- 0	304	317	172	172	15	15	
TOTALS	RPI 1-25	RPI 26-50	W-L RECORDS	RPI 51-100	RPI 101-999	RPI 150+				
18- 12	0- 3	1- 1	OVERALL	2- 1	15- 7	15- 7				
10- 3	0- 1	0- 1	HOME	1- 0	9- 1	9- 1				
7- 8	0- 1	1- 0	AWAY	1- 1	5- 6	5- 6				
1- 1	0- 1	0- 0	NEUTRAL	0- 0	1- 0	1- 0				
6- 4	0- 0	0- 0	NON-CONFERENCE	0- 1	6- 3	6- 3				
4- 0	0- 0	0- 0	HOME	0- 0	4- 0	4- 0				
2- 4	0- 0	0- 0	AWAY	0- 1	2- 3	2- 3				
0- 0	0- 0	0- 0	NEUTRAL	0- 0	0- 0	0- 0				
12- 8	0- 3	1- 1	CONFERENCE	2- 0	9- 4	9- 4				
6- 3	0- 1	0- 1	HOME	1- 0	5- 1	5- 1				
5- 4	0- 1	1- 0	AWAY	1- 0	3- 3	3- 3				
1- 1	0- 1	0- 0	NEUTRAL	0- 0	1- 0	1- 0				

RPI 1-25				RPI 26-50				RPI 51-100				RPI 101+ Team's RPI: 135			
RPI	S	Opponent	Score	RPI	S	Opponent	Score	RPI	S	Opponent	Score	RPI	S	Opponent	Score
24	A	Drake	61 88	40	A	Missouri St.	60 56	67	A	Butler	56 58	155	A	Bradley	65 75
24	H	Drake	64 82	40	H	Missouri St.	47 59	96	A	UNI	54 53	155	H	Bradley	68 79
24	N	Drake	54 65					96	H	UNI	66 64	155	N	Bradley	61 55
												156	A	Southern Ill.	68 66
												156	H	Southern Ill.	60 52
												183	H	Saint Louis	72 67
												201	A	Eastern Mich.	41 50
												224	H	North Dakota	67 55
												231	A	UMKC	62 55
												235	A	SIUE	61 68
												247	A	Indiana St.	44 59
												247	H	Indiana St.	78 70
												249	A	Northern Ky.	58 53
												253	A	Loyola Chicago	59 62
												253	H	Loyola Chicago	65 52
												261	H	Austin Peay	61 49
												287	A	Cleveland St.	63 67
												304	A	Valparaiso	70 67
												304	H	Valparaiso	74 53
												311	H	Oakland	62 56
												331	A	Evansville	72 61
												331	H	Evansville	82 59
LAST 12 Division I GAMES:															
		24	N Drake	54	65			155	A	Bradley	65	75			
		155	N Bradley	61	55			156	A	Southern Ill.	68	66			
		96	A UNI	54	53			40	A	Missouri St.	60	56			
		24	A Drake	61	88			247	H	Indiana St.	78	70			
		304	H Valparaiso	74	53			331	H	Evansville	82	59			
		253	H Loyola Chicago	65	52			304	A	Valparaiso	70	67			

Non-Div I Games: Maryville (MO) 61 52

Illinois St.

Loss, Non-Conf, S Site, H Home A Away N Neutral



Average RPI Win:	297	WON-LOST	WINNING	LAST 10	STRENGTH OF	OPP. STRENGTH	TEAM	ADJ.	CONF.	ADJ CONF.
Average RPI Loss:	163	RECORD	PCT. RANK	GAMES	SCHEDULE	OF SCHEDULE	RPI	RPI	RPI	RPI
DIV. I ONLY	5- 24	329	0- 1	164	264	309	309	25	25	
DIV. I NON-CONF.	0- 11	336	0- 0	85	163	301	301	24	24	
TOTALS	RPI 1-25	RPI 26-50	W-L RECORDS	RPI 51-100	RPI 101-999	RPI 150+				
5- 24	0- 1	0- 2	OVERALL	0- 6	5- 15	5- 11				
4- 9	0- 0	0- 1	HOME	0- 3	4- 5	4- 3				
1- 15	0- 1	0- 1	AWAY	0- 3	1- 10	1- 8				
0- 0	0- 0	0- 0	NEUTRAL	0- 0	0- 0	0- 0				
0- 11	0- 1	0- 2	NON-CONFERENCE	0- 2	0- 6	0- 4				
0- 4	0- 0	0- 1	HOME	0- 1	0- 2	0- 1				
0- 7	0- 1	0- 1	AWAY	0- 1	0- 4	0- 3				
0- 0	0- 0	0- 0	NEUTRAL	0- 0	0- 0	0- 0				
5- 13	0- 0	0- 0	CONFERENCE	0- 4	5- 9	5- 7				
4- 5	0- 0	0- 0	HOME	0- 2	4- 3	4- 2				
1- 8	0- 0	0- 0	AWAY	0- 2	1- 6	1- 5				
0- 0	0- 0	0- 0	NEUTRAL	0- 0	0- 0	0- 0				

RPI 1-25				RPI 26-50				RPI 51-100				RPI 101+				Team's RPI: 309
RPI	S	Opponent	Score	RPI	S	Opponent	Score	RPI	S	Opponent	Score	RPI	S	Opponent	Score	
16	A	Arizona St.	43 81	30	H	Rice	63 74	52	A	Arizona	42 84	103	A	Minnesota	39 75	
				48	A	South Dakota	43 96	72	H	UT Arlington	49 97	117	H	Houston	60 79	
								78	A	Lamar University	53 79	120	A	Abilene Christian	53 102	
								78	H	Lamar University	51 77	120	H	Abilene Christian	50 71	
								84	A	SFA	48 65	171	A	Nicholls St.	62 86	
								84	H	SFA	56 66	186	H	Sam Houston St.	56 76	
												207	A	San Diego St.	38 81	
												209	A	Massachusetts	59 71	
												239	A	A&M-Corpus Christi	49 57	
												239	H	A&M-Corpus Christi	77 72	
												278	A	Central Ark.	43 74	
												290	A	New Orleans	55 58	
												290	H	New Orleans	81 69	
												312	H	Weber St.	64 72	
												314	A	McNeese	68 66	
												321	H	Northwestern St.	100 91	
												323	H	Southeastern La.	76 69	
												332	A	Houston Baptist	59 60	
												332	H	Houston Baptist	52 67	
												343	A	Grand Canyon	63 74	
LAST 12 Division I GAMES:																
120	A	Abilene Christian	53 102	120	H	Abilene Christian	50 71									
332	H	Houston Baptist	52 67	323	H	Southeastern La.	76 69									
239	H	A&M-Corpus Christi	77 72	239	A	A&M-Corpus Christi	49 57									
321	H	Northwestern St.	100 91	290	A	New Orleans	55 58									
84	A	SFA	48 65	332	A	Houston Baptist	59 60									
78	A	Lamar University	53 79	290	H	New Orleans	81 69									

Non-Div I Games:

Incarnate Word



## Indiana

Through Games Of April 7, 2019

Average RPI Win:	119	WON-LOST	WINNING	LAST 10	STRENGTH OF	OPP. STRENGTH	TEAM	ADJ.	CONF.	ADJ CONF.
Average RPI Loss:	63	RECORD	PCT. RANK	GAMES	SCHEDULE	OF SCHEDULE	RPI	RPI	RPI	RPI
DIV. I ONLY	21- 13	104	0- 1	29	45	41	41	4	4	
DIV. I NON-CONF.	12- 2	22	0- 1	71	44	18	18	5	5	
TOTALS	RPI 1-25	RPI 26-50	W-L RECORDS	RPI 51-100	RPI 101-999	RPI 150+				
21- 13	1- 3	6- 4	OVERALL	3- 3	11- 3	6- 1				
11- 4	1- 1	3- 1	HOME	2- 1	5- 1	3- 0				
6- 7	0- 1	1- 3	AWAY	1- 2	4- 1	3- 0				
4- 2	0- 1	2- 0	NEUTRAL	0- 0	2- 1	0- 1				
12- 2	0- 1	4- 0	NON-CONFERENCE	1- 0	7- 1	4- 1				
6- 0	0- 0	1- 0	HOME	1- 0	4- 0	3- 0				
3- 1	0- 1	1- 0	AWAY	0- 0	2- 0	1- 0				
3- 1	0- 0	2- 0	NEUTRAL	0- 0	1- 1	0- 1				
9- 11	1- 2	2- 4	CONFERENCE	2- 3	4- 2	2- 0				
5- 4	1- 1	2- 1	HOME	1- 1	1- 1	0- 0				
3- 6	0- 0	0- 3	AWAY	1- 2	2- 1	2- 0				
1- 1	0- 1	0- 0	NEUTRAL	0- 0	1- 0	0- 0				

RPI 1-25				RPI 26-50				Team's RPI: 41	RPI 51-100				RPI 101+			
RPI	S	Opponent	Score	RPI	S	Opponent	Score		RPI	S	Opponent	Score	RPI	S	Opponent	Score
3	A	Oregon	68 91	28	A	UCLA	67 65		67	H	Butler	66 46	103	H	Minnesota	61 65
7	H	Iowa	75 73	32	A	Rutgers	64 69		74	A	Northwestern	49 69	103	N	Minnesota	66 58
7	N	Iowa	61 70	32	H	Rutgers	61 69		74	H	Northwestern	69 75	106	A	Ohio St.	50 55
14	H	Maryland	56 76	33	N	Texas	69 65		90	A	Purdue	53 56	111	N	Loyola Marymount	67 43
				38	A	Michigan St.	61 77		90	H	Purdue	73 51	132	H	Northern Ill.	91 73
				38	H	Michigan St.	68 64		94	A	Nebraska	82 78	147	H	Penn St.	83 75
				40	H	Missouri St.	98 74						149	A	Wake Forest	87 73
				42	A	Michigan	58 67						185	A	Wisconsin	75 68
				42	H	Michigan	70 60						204	H	Milwaukee	68 66
				48	N	South Dakota	68 60						206	N	Grambling	62 65
LAST 12 Division I GAMES:																
				3	A	Oregon	68 91		7	H	Iowa	75 73				
				33	N	Texas	69 65		32	H	Rutgers	61 69				
				103	N	Minnesota	66 58		42	A	Michigan	58 67				
				7	N	Iowa	61 70		38	A	Michigan St.	61 77				
				90	H	Purdue	73 51		103	H	Minnesota	61 65				
				74	A	Northwestern	49 69		94	A	Nebraska	82 78				

Non-Div I Games:

Indiana

■ Loss, 
 ■ Non-Conf, 
 ■ S Site, 
 ■ H Home 
 ■ A Away 
 N Neutral



## Indiana St.

Through Games Of April 7, 2019

Average RPI Win:	254	WON-LOST	WINNING	LAST 10	STRENGTH OF	OPP. STRENGTH	TEAM	ADJ.	CONF.	ADJ CONF.
Average RPI Loss:	155	RECORD	PCT. RANK	GAMES	SCHEDULE	OF SCHEDULE	RPI	RPI	RPI	RPI
DIV. I ONLY	10- 19	257	0- 1	230	228	247	247	14	14	
DIV. I NON-CONF.	5- 5	152	0- 0	284	334	197	197	15	15	
TOTALS	RPI 1-25	RPI 26-50	W-L RECORDS	RPI 51-100	RPI 101-999	RPI 150+				
10- 19	0- 2	0- 2	OVERALL	0- 3	10- 12	9- 10				
3- 8	0- 1	0- 1	HOME	0- 1	3- 5	2- 4				
7- 9	0- 1	0- 1	AWAY	0- 2	7- 5	7- 4				
0- 2	0- 0	0- 0	NEUTRAL	0- 0	0- 2	0- 2				
5- 5	0- 0	0- 0	NON-CONFERENCE	0- 1	5- 4	5- 3				
1- 1	0- 0	0- 0	HOME	0- 0	1- 1	1- 0				
4- 3	0- 0	0- 0	AWAY	0- 1	4- 2	4- 2				
0- 1	0- 0	0- 0	NEUTRAL	0- 0	0- 1	0- 1				
5- 14	0- 2	0- 2	CONFERENCE	0- 2	5- 8	4- 7				
2- 7	0- 1	0- 1	HOME	0- 1	2- 4	1- 4				
3- 6	0- 1	0- 1	AWAY	0- 1	3- 3	3- 2				
0- 1	0- 0	0- 0	NEUTRAL	0- 0	0- 1	0- 1				

RPI 1-25				RPI 26-50				RPI 51-100				RPI 101+ Team's RPI: 247			
RPI	S	Opponent	Score	RPI	S	Opponent	Score	RPI	S	Opponent	Score	RPI	S	Opponent	Score
24	A	Drake	77 96	40	A	Missouri St.	58 71	67	A	Butler	49 72	135	A	Illinois St.	70 78
24	H	Drake	68 70	40	H	Missouri St.	66 76	96	A	UNI	63 71	135	H	Illinois St.	59 44
								96	H	UNI	51 71	136	H	IUPUI	59 64
												155	A	Bradley	80 81
												155	H	Bradley	45 61
												156	A	Southern Ill.	61 58
												156	H	Southern Ill.	61 80
												174	N	UC Irvine	61 77
												183	A	Saint Louis	60 56
												202	A	Marshall	62 53
												217	A	Illinois	57 75
												243	A	Southeast Mo. St.	62 51
												253	A	Loyola Chicago	54 56
												253	H	Loyola Chicago	36 44
												294	A	Eastern Ill.	39 63
												304	A	Valparaiso	86 82
												304	H	Valparaiso	67 59
												304	N	Valparaiso	77 79
												331	A	Evansville	76 69
												331	H	Evansville	56 59
												340	H	UIC	60 53
												343	A	Grand Canyon	88 81
LAST 12 Division I GAMES:															
				304	N	Valparaiso	77 79					304	H	Valparaiso	67 59
				40	H	Missouri St.	66 76					253	H	Loyola Chicago	36 44
				156	H	Southern Ill.	61 80					135	A	Illinois St.	70 78
				331	H	Evansville	56 59					155	A	Bradley	80 81
				24	A	Drake	77 96					331	A	Evansville	76 69
				96	A	UNI	63 71					96	H	UNI	51 71

Non-Div I Games: Davenport 79 43

Indiana St.

Loss, Non-Conf, S Site, H Home A Away N Neutral



Average RPI Win: <b>281</b>	WON-LOST	WINNING	LAST 10	STRENGTH OF	OPP. STRENGTH	TEAM	ADJ.	CONF.	ADJ CONF.
Average RPI Loss: <b>184</b>	RECORD	PCT. RANK	GAMES	SCHEDULE	OF SCHEDULE	RPI	RPI	RPI	RPI
DIV. I ONLY	5- 26	335	1- 0	232	267	324	324	26	26
DIV. I NON-CONF.	1- 10	329	0- 0	72	122	277	277	27	27
TOTALS	RPI 1-25	RPI 26-50	W-L RECORDS	RPI 51-100	RPI 101-999	RPI 150+			
5- 26	0- 0	0- 3	OVERALL	0- 3	5- 20	5- 16			
2- 13	0- 0	0- 2	HOME	0- 2	2- 9	2- 7			
2- 12	0- 0	0- 1	AWAY	0- 1	2- 10	2- 8			
1- 1	0- 0	0- 0	NEUTRAL	0- 0	1- 1	1- 1			
1- 10	0- 0	0- 2	NON-CONFERENCE	0- 3	1- 5	1- 2			
1- 5	0- 0	0- 1	HOME	0- 2	1- 2	1- 0			
0- 5	0- 0	0- 1	AWAY	0- 1	0- 3	0- 2			
0- 0	0- 0	0- 0	NEUTRAL	0- 0	0- 0	0- 0			
4- 16	0- 0	0- 1	CONFERENCE	0- 0	4- 15	4- 14			
1- 8	0- 0	0- 1	HOME	0- 0	1- 7	1- 7			
2- 7	0- 0	0- 0	AWAY	0- 0	2- 7	2- 6			
1- 1	0- 0	0- 0	NEUTRAL	0- 0	1- 1	1- 1			

RPI S	Opponent	Score	RPI S	Opponent	Score	RPI S	Opponent	Score	RPI S	Opponent	Score	Team's RPI: 324
35	H Central Mich.	39 82	58	H Penn	43 66	119	H St. John's (NY)	35 61				
43	A Bucknell	43 81	87	H Fordham	40 57	121	A Marist	36 76				
44	H Quinnipiac	39 76	99	A Toledo	38 84	140	H Stony Brook	51 53				
						148	A Kansas	44 75				
						166	A Temple	39 59				
						167	A Rider	64 75				
						167	H Rider	58 66				
						167	N Rider	46 54				
						215	A Monmouth	52 51				
						215	H Monmouth	38 55				
						219	H George Washington	52 43				
						233	A Hofstra	49 74				
						267	A Manhattan	33 55				
						267	H Manhattan	52 54				
						270	A Niagara	53 72				
						270	H Niagara	46 58				
						277	A Siena	47 59				
						277	H Siena	45 66				
						277	N Siena	75 64				
						283	A Fairfield	56 67				
						283	H Fairfield	42 55				
						286	A Canisius	47 67				
						286	H Canisius	40 48				
						347	A Saint Peter's	58 53				
						347	H Saint Peter's	61 57				
LAST 12 Division I GAMES:												
277	N Siena	75 64	215	A Monmouth	52 51							
167	N Rider	46 54	167	A Rider	64 75							
347	A Saint Peter's	58 53	277	H Siena	45 66							
283	A Fairfield	56 67	270	A Niagara	53 72							
267	H Manhattan	52 54	286	A Canisius	47 67							
347	H Saint Peter's	61 57	44	H Quinnipiac	39 76							

Non-Div I Games:

Iona

■ Loss, 
 ■ Non-Conf, 
 ■ S Site, 
 ■ Home 
 ■ A Away 
 N Neutral



Through Games of April 17, 2019										
Average RPI Win:	96	WON-LOST	WINNING	LAST 10	STRENGTH OF	OPP. STRENGTH	TEAM	ADJ.	CONF.	ADJ CONF.
Average RPI Loss:	34	RECORD	PCT. RANK	GAMES	SCHEDULE	OF SCHEDULE	RPI	RPI	RPI	RPI
DIV. I ONLY	29- 7	18	0- 1	5	34	7	7	4	4	
DIV. I NON-CONF.	12- 3	38	1- 1	6	19	7	7	5	5	
<hr/>										
TOTALS	RPI 1-25	RPI 26-50		W-L RECORDS		RPI 51-100	RPI 101-999	RPI 150+		
29- 7	5- 3	6- 3		OVERALL		7- 1	11- 0	6- 0		
17- 0	2- 0	4- 0		HOME		4- 0	7- 0	5- 0		
7- 5	1- 1	0- 3		AWAY		2- 1	4- 0	1- 0		
5- 2	2- 2	2- 0		NEUTRAL		1- 0	0- 0	0- 0		
12- 3	3- 3	1- 0		NON-CONFERENCE		3- 0	5- 0	3- 0		
8- 0	1- 0	1- 0		HOME		1- 0	5- 0	3- 0		
2- 1	1- 1	0- 0		AWAY		1- 0	0- 0	0- 0		
2- 2	1- 2	0- 0		NEUTRAL		1- 0	0- 0	0- 0		
17- 4	2- 0	5- 3		CONFERENCE		4- 1	6- 0	3- 0		
9- 0	1- 0	3- 0		HOME		3- 0	2- 0	2- 0		
5- 4	0- 0	0- 3		AWAY		1- 1	4- 0	1- 0		
3- 0	1- 0	2- 0		NEUTRAL		0- 0	0- 0	0- 0		

RPI	S	Opponent	Score	RPI	S	Opponent	Score	RPI	S	Opponent	Score	RPI	S	Opponent	Score
1	N	Baylor	53 85	29	H	Missouri	68 52	74	H	Northwestern	74 50	103	A	Minnesota	81 63
2	A	Notre Dame	71 105	32	H	Rutgers	72 66	79	A	Western Ky.	104 67	106	A	Ohio St.	78 52
9	N	NC State	79 61	32	N	Rutgers	72 67	83	N	West Virginia	84 81	131	H	Mercer	66 61
12	H	Iowa St.	73 70	38	A	Michigan St.	70 84	90	A	Purdue	57 62	136	H	IUPUI	72 58
14	H	Maryland	86 73	38	H	Michigan St.	86 71	90	H	Purdue	72 58	147	A	Penn St.	81 61
14	N	Maryland	90 76	41	A	Indiana	73 75	94	A	Nebraska	74 58	158	H	Oral Roberts	90 77
21	N	Florida St.	67 71	41	N	Indiana	70 61	94	H	Nebraska	77 71	162	H	Robert Morris	92 63
24	A	Drake	91 82	42	A	Michigan	81 90	96	H	UNI	83 57	185	H	Wisconsin	71 53
				42	H	Michigan	75 61					217	A	Illinois	94 75
												217	H	Illinois	88 66
												335	H	N.C. Central	106 39
LAST 12 Division I GAMES:															
1	N	Baylor	53 85	14	N	Maryland	90 76								
9	N	NC State	79 61	21	N	Florida St.	67 71								
29	H	Missouri	68 52	74	H	Northwestern	74 50								
131	H	Mercer	66 61	94	A	Nebraska	74 58								
41	N	Indiana	70 61	41	A	Indiana	73 75								
32	N	Rutgers	72 67	14	H	Maryland	86 73								

Non-Div I Games:

Iowa



Average RPI Win:	113	WON-LOST	WINNING	LAST 10	STRENGTH OF	OPP. STRENGTH	TEAM	ADJ.	CONF.	ADJ CONF.
Average RPI Loss:	29	RECORD	PCT. RANK	GAMES	SCHEDULE	OF SCHEDULE	RPI	RPI	RPI	RPI
DIV. I ONLY	26- 9	43	0- 1	8	33	12	12	3	3	
DIV. I NON-CONF.	11- 3	41	0- 1	14	101	14	14	3	3	
TOTALS	RPI 1-25	RPI 26-50	W-L RECORDS	RPI 51-100	RPI 101-999	RPI 150+				
26- 9	2- 4	6- 4	OVERALL	3- 1	15- 0	6- 0				
17- 3	2- 1	3- 2	HOME	3- 0	9- 0	4- 0				
6- 5	0- 2	2- 2	AWAY	0- 1	4- 0	1- 0				
3- 1	0- 1	1- 0	NEUTRAL	0- 0	2- 0	1- 0				
11- 3	2- 1	1- 2	NON-CONFERENCE	2- 0	6- 0	4- 0				
10- 1	2- 0	1- 1	HOME	2- 0	5- 0	3- 0				
0- 2	0- 1	0- 1	AWAY	0- 0	0- 0	0- 0				
1- 0	0- 0	0- 0	NEUTRAL	0- 0	1- 0	1- 0				
15- 6	0- 3	5- 2	CONFERENCE	1- 1	9- 0	2- 0				
7- 2	0- 1	2- 1	HOME	1- 0	4- 0	1- 0				
6- 3	0- 1	2- 1	AWAY	0- 1	4- 0	1- 0				
2- 1	0- 1	1- 0	NEUTRAL	0- 0	1- 0	0- 0				

RPI	S	Opponent	Score	RPI	S	Opponent	Score	RPI	S	Opponent	Score	RPI	S	Opponent	Score
1	A	Baylor	69 84	33	A	Texas	82 73	56	H	Auburn	67 64	124	H	New Mexico St.	97 61
1	H	Baylor	60 73	33	H	Texas	62 64	68	H	Arkansas	91 82	132	H	Northern Ill.	70 60
1	N	Baylor	49 67	33	N	Texas	75 69	83	A	West Virginia	64 73	137	A	Texas Tech	64 62
7	A	Iowa	70 73	36	A	Kansas St.	81 52	83	H	West Virginia	77 61	137	H	Texas Tech	105 66
24	H	Drake	86 81	36	H	Kansas St.	96 58					143	A	Oklahoma St.	84 71
25	H	Miami (FL)	75 52	40	H	Missouri St.	60 69					143	H	Oklahoma St.	89 67
				43	H	Bucknell	86 61					148	A	Kansas	82 73
				47	A	TCU	69 76					148	H	Kansas	69 49
				47	H	TCU	92 54					148	N	Kansas	75 58
				48	A	South Dakota	59 64					154	A	Oklahoma	91 70
												154	H	Oklahoma	104 78
												191	H	Prairie View	94 46
												201	N	Eastern Mich.	85 59
												224	H	North Dakota	87 35
												270	H	Niagara	95 35
LAST 12 Division I GAMES:															
40	H	Missouri St.	60 69	56	H	Auburn	67 64								
124	H	New Mexico St.	97 61	25	H	Miami (FL)	75 52								
148	N	Kansas	75 58	148	H	Kansas	69 49								
33	N	Texas	75 69	33	A	Texas	82 73								
1	N	Baylor	49 67	137	A	Texas Tech	64 62								
132	H	Northern Ill.	70 60	1	H	Baylor	60 73								

Non-Div I Games:

Iowa St.

■ Loss, 
 ■ Non-Conf, S Site, 
 ■ Home 
 ■ Away 
 N Neutral



Average RPI Win:	280	WON-LOST	WINNING	LAST 10	STRENGTH OF	OPP. STRENGTH	TEAM	ADJ.	CONF.	ADJ CONF.
Average RPI Loss:	186	RECORD	PCT. RANK	GAMES	SCHEDULE	OF SCHEDULE	RPI	RPI	RPI	RPI
DIV. I ONLY	16- 14	150	1- 0	339	310	244	244	29	29	
DIV. I NON-CONF.	2- 7	288	0- 0	274	197	303	303	28	28	
TOTALS	RPI 1-25	RPI 26-50	W-L RECORDS	RPI 51-100	RPI 101-999	RPI 150+				
16- 14	0- 1	0- 0	OVERALL	0- 2	16- 11	15- 9				
9- 3	0- 0	0- 0	HOME	0- 0	9- 3	9- 2				
5- 9	0- 1	0- 0	AWAY	0- 2	5- 6	4- 6				
2- 2	0- 0	0- 0	NEUTRAL	0- 0	2- 2	2- 1				
2- 7	0- 1	0- 0	NON-CONFERENCE	0- 2	2- 4	2- 4				
1- 1	0- 0	0- 0	HOME	0- 0	1- 1	1- 1				
0- 5	0- 1	0- 0	AWAY	0- 2	0- 2	0- 2				
1- 1	0- 0	0- 0	NEUTRAL	0- 0	1- 1	1- 1				
14- 7	0- 0	0- 0	CONFERENCE	0- 0	14- 7	13- 5				
8- 2	0- 0	0- 0	HOME	0- 0	8- 2	8- 1				
5- 4	0- 0	0- 0	AWAY	0- 0	5- 4	4- 4				
1- 1	0- 0	0- 0	NEUTRAL	0- 0	1- 1	1- 0				

RPI S	Opponent	Score	RPI S	Opponent	Score	RPI S	Opponent	Score	RPI S	Opponent	Score	Team's RPI: 244
8	A Mississippi St.	38 105				68	A Arkansas	57 76	144	A Southern U.	59 52	
						72	A UT Arlington	63 99	144	H Southern U.	74 76	
									144	N Southern U.	41 45	
									168	N Akron	57 74	
									191	A Prairie View	57 76	
									191	H Prairie View	80 89	
									191	N Prairie View	75 63	
									206	A Grambling	77 74	
									206	H Grambling	89 60	
									228	A Texas Southern	67 76	
									228	H Texas Southern	73 64	
									230	A Memphis	67 68	
									268	A Alabama St.	67 74	
									268	H Alabama St.	78 58	
									268	H Alabama St.	75 59	
									269	A Louisiana	61 68	
									278	H Central Ark.	65 56	
									301	A Alabama A&M	55 58	
									301	H Alabama A&M	69 51	
									323	H Southeastern La.	45 50	
									329	A Mississippi Val.	87 86	
									329	H Mississippi Val.	87 56	
									340	N UIC	72 57	
									349	A Ark.-Pine Bluff	61 41	
									349	H Ark.-Pine Bluff	60 41	
									350	A Alcorn	82 61	
LAST 12 Division I GAMES:												
268	H Alabama St.	75 59	329	A Mississippi Val.	87 86							
144	N Southern U.	41 45	206	H Grambling	89 60							
191	N Prairie View	75 63	228	H Texas Southern	73 64							
268	H Alabama St.	78 58	191	H Prairie View	80 89							
301	H Alabama A&M	69 51	144	A Southern U.	59 52							
349	A Ark.-Pine Bluff	61 41	350	A Alcorn	82 61							

Non-Div I Games: Spring Hill 105 57 Millsaps 88 38

Jackson St.

Loss, Non-Conf, S Site, H Home A Away N Neutral



RPI	S	Opponent	Score
350	H	Alcorn	88 66

J  
a  
c  
k  
s  
o  
n  
s  
t  
.

J  
a  
c  
k  
s  
o  
n  
s  
t  
.

Jackson St.



Jacksonville

Through Games Of April 7, 2019

Average RPI Win:	272	WON-LOST	WINNING	LAST 10	STRENGTH OF	OPP. STRENGTH	TEAM	ADJ.	CONF.	ADJ CONF.
Average RPI Loss:	167	RECORD	PCT. RANK	GAMES	SCHEDULE	OF SCHEDULE	RPI	RPI	RPI	RPI
DIV. I ONLY	11- 16	225	0- 1	246	290	232	232	24	24	
DIV. I NON-CONF.	4- 6	209	0- 0	155	286	175	175	26	26	
TOTALS	RPI 1-25	RPI 26-50	W-L RECORDS	RPI 51-100	RPI 101-999	RPI 150+				
11- 16	0- 2	0- 0	OVERALL	0- 2	11- 12	10- 10				
5- 5	0- 0	0- 0	HOME	0- 1	5- 4	4- 4				
6- 9	0- 2	0- 0	AWAY	0- 1	6- 6	6- 5				
0- 2	0- 0	0- 0	NEUTRAL	0- 0	0- 2	0- 1				
4- 6	0- 2	0- 0	NON-CONFERENCE	0- 0	4- 4	3- 2				
1- 1	0- 0	0- 0	HOME	0- 0	1- 1	0- 1				
3- 3	0- 2	0- 0	AWAY	0- 0	3- 1	3- 0				
0- 2	0- 0	0- 0	NEUTRAL	0- 0	0- 2	0- 1				
7- 10	0- 0	0- 0	CONFERENCE	0- 2	7- 8	7- 8				
4- 4	0- 0	0- 0	HOME	0- 1	4- 3	4- 3				
3- 6	0- 0	0- 0	AWAY	0- 1	3- 5	3- 5				
0- 0	0- 0	0- 0	NEUTRAL	0- 0	0- 0	0- 0				

RPI 1-25			RPI 26-50			RPI 51-100			RPI 101+ Team's RPI: 232		
RPI	S	Opponent	Score	RPI	S	Opponent	Score	RPI	S	Opponent	Score
15	A	Texas A&M	53 73					110	N	Old Dominion	76 78
21	A	Florida St.	46 79					131	H	Mercer	71 66
								147	A	Penn St.	61 80
								180	A	North Ala.	59 68
								180	H	North Ala.	59 62
								181	A	Liberty	53 65
								181	A	Liberty	64 52
								181	H	Liberty	75 85
								188	H	Bethune-Cookman	56 58
								213	A	Stetson	46 54
								213	H	Stetson	56 69
								234	A	North Florida	80 72
								234	H	North Florida	75 63
								280	A	Charleston So.	68 58
								292	A	Kennesaw St.	55 75
								292	H	Kennesaw St.	68 53
								301	N	Alabama A&M	60 65
								319	A	FIU	73 62
								325	A	NJIT	61 56
								325	H	NJIT	69 55
								330	A	Lipscomb	58 61
								330	H	Lipscomb	62 47
								345	A	Savannah St.	68 58
LAST 12 Division I GAMES:											
181	A	Liberty	53 65	330	A	Lipscomb	58 61				
62	H	FGCU	62 68	292	H	Kennesaw St.	68 53				
180	A	North Ala.	59 68	62	A	FGCU	58 82				
325	H	NJIT	69 55	213	H	Stetson	56 69				
234	H	North Florida	75 63	181	H	Liberty	75 85				
213	A	Stetson	46 54	234	A	North Florida	80 72				

Non-Div I Games: Webber Int'l 73 39 Edward Waters 100 48 Warner 105 55

Jacksonville

Loss, Non-Conf, S Site, H Home A Away N Neutral



Average RPI Win:	271	WON-LOST	WINNING	LAST 10	STRENGTH OF	OPP. STRENGTH	TEAM	ADJ.	CONF.	ADJ CONF.
Average RPI Loss:	139	RECORD	PCT. RANK	GAMES	SCHEDULE	OF SCHEDULE	RPI	RPI	RPI	RPI
DIV. I ONLY	14- 15	185	0- 1	282	232	216	216	21	21	
DIV. I NON-CONF.	5- 5	152	0- 0	297	168	212	212	22	22	
TOTALS	RPI 1-25	RPI 26-50	W-L RECORDS	RPI 51-100	RPI 101-999	RPI 150+				
14- 15	0- 0	0- 2	OVERALL	0- 3	14- 10	12- 4				
6- 6	0- 0	0- 1	HOME	0- 2	6- 3	4- 2				
8- 6	0- 0	0- 1	AWAY	0- 0	8- 5	8- 1				
0- 3	0- 0	0- 0	NEUTRAL	0- 1	0- 2	0- 1				
5- 5	0- 0	0- 0	NON-CONFERENCE	0- 3	5- 2	4- 1				
1- 2	0- 0	0- 0	HOME	0- 2	1- 0	0- 0				
4- 1	0- 0	0- 0	AWAY	0- 0	4- 1	4- 0				
0- 2	0- 0	0- 0	NEUTRAL	0- 1	0- 1	0- 1				
9- 10	0- 0	0- 2	CONFERENCE	0- 0	9- 8	8- 3				
5- 4	0- 0	0- 1	HOME	0- 0	5- 3	4- 2				
4- 5	0- 0	0- 1	AWAY	0- 0	4- 4	4- 1				
0- 1	0- 0	0- 0	NEUTRAL	0- 0	0- 1	0- 0				

RPI S	Opponent	Score	RPI S	Opponent	Score	RPI S	Opponent	Score	RPI S	Opponent	Score	Team's RPI: 216
49	A Belmont	52 66	49	H Belmont	41 64	59	H Miami (OH)	41 58	112	A UT Martin	72 77	
						98	N Harvard	62 69	125	A Morehead St.	55 66	
						100	H Troy	63 89	125	H Morehead St.	68 57	
									125	N Morehead St.	60 77	
									137	A Texas Tech	58 71	
									145	H Georgia St.	61 56	
									146	A Tennessee Tech	59 62	
									146	H Tennessee Tech	49 66	
									152	N Washington St.	51 64	
									235	A SIUE	68 61	
									235	H SIUE	47 51	
									237	A Ole Miss	60 49	
									243	A Southeast Mo. St.	56 39	
									261	H Austin Peay	67 56	
									262	H Murray St.	59 64	
									294	A Eastern Ill.	49 52	
									294	H Eastern Ill.	78 49	
									301	A Alabama A&M	55 48	
									303	A Tennessee St.	62 52	
									303	H Tennessee St.	76 73	
									330	A Lipscomb	58 46	
									333	A Eastern Ky.	53 44	
									333	H Eastern Ky.	69 64	
									346	A Florida A&M	62 31	
LAST 12 Division I GAMES:												
125	N Morehead St.	60 77	303	H Tennessee St.	76 73							
152	N Washington St.	51 64	146	A Tennessee Tech	59 62							
235	A SIUE	68 61	243	A Southeast Mo. St.	56 39							
294	A Eastern Ill.	49 52	112	A UT Martin	72 77							
333	H Eastern Ky.	69 64	261	H Austin Peay	67 56							
125	H Morehead St.	68 57	262	H Murray St.	59 64							

Non-Div I Games: Montevallo 84 52

Jacksonville St.

■ Loss, 
 ■ Non-Conf, 
 ■ S Site, 
 ■ Home 
 ■ A Away 
 N Neutral



Average RPI Win:	164	WON-LOST	WINNING	LAST 10	STRENGTH OF	OPP. STRENGTH	TEAM	ADJ.	CONF.	ADJ CONF.
Average RPI Loss:	133	RECORD	PCT. RANK	GAMES	SCHEDULE	OF SCHEDULE	RPI	RPI	RPI	RPI
DIV. I ONLY	29- 6	14	0- 1	126	110	37	37	10	10	
DIV. I NON-CONF.	12- 4	56	0- 1	134	111	53	53	10	10	
TOTALS	RPI 1-25	RPI 26-50	W-L RECORDS	RPI 51-100	RPI 101-999	RPI 150+				
29- 6	0- 1	0- 0	OVERALL	5- 1	24- 4	14- 2				
18- 1	0- 0	0- 0	HOME	4- 1	14- 0	7- 0				
11- 4	0- 1	0- 0	AWAY	1- 0	10- 3	7- 1				
0- 1	0- 0	0- 0	NEUTRAL	0- 0	0- 1	0- 1				
12- 4	0- 1	0- 0	NON-CONFERENCE	3- 1	9- 2	6- 1				
9- 1	0- 0	0- 0	HOME	3- 1	6- 0	3- 0				
3- 3	0- 1	0- 0	AWAY	0- 0	3- 2	3- 1				
0- 0	0- 0	0- 0	NEUTRAL	0- 0	0- 0	0- 0				
17- 2	0- 0	0- 0	CONFERENCE	2- 0	15- 2	8- 1				
9- 0	0- 0	0- 0	HOME	1- 0	8- 0	4- 0				
8- 1	0- 0	0- 0	AWAY	1- 0	7- 1	4- 0				
0- 1	0- 0	0- 0	NEUTRAL	0- 0	0- 1	0- 1				

RPI S	Opponent	Score	RPI S	Opponent	Score	Team's RPI: 37	RPI S	Opponent	Score	RPI S	Opponent	Score
14	A Maryland	63 87					54	H Georgetown	69 57	101	A Northeastern	58 51
							54	H Georgetown	54 44	101	H Northeastern	84 49
							66	H Virginia Tech	70 66	105	A Towson	63 56
							70	A Drexel	51 35	105	H Towson	71 59
							70	H Drexel	58 47	114	H South Fla.	71 54
							74	H Northwestern	69 74	119	H St. John's (NY)	64 51
										122	H Dayton	68 55
										126	A UNCW	63 66
										126	H UNCW	58 51
										142	A Delaware	68 43
										142	H Delaware	56 51
										149	A Wake Forest	49 50
										162	A Robert Morris	59 36
										164	A William & Mary	78 65
										164	H William & Mary	65 48
										181	A Liberty	74 53
										198	H N.C. A&T	48 37
										203	A Hampton	65 72
										219	H George Washington	50 37
										233	A Hofstra	59 44
										233	H Hofstra	77 54
										233	N Hofstra	50 57
										240	A Elon	74 46
										240	H Elon	82 30
										296	A Col. of Charleston	91 50
										296	H Col. of Charleston	76 35

## LAST 12 Division I GAMES:

74	H Northwestern	69 74	142	H Delaware	56 51
54	H Georgetown	54 44	70	H Drexel	58 47
66	H Virginia Tech	70 66	105	A Towson	63 56
114	H South Fla.	71 54	164	A William & Mary	78 65
198	H N.C. A&T	48 37	240	A Elon	74 46
233	N Hofstra	50 57	126	H UNCW	58 51

Non-Div I Games:

James Madison



RPI	S	Opponent	Score
306	H	Winthrop	56 39
339	A	Delaware St.	103 57

J  
a  
m  
e  
s  
M  
a  
d  
i  
s  
o  
n

J  
a  
m  
e  
s  
M  
a  
d  
i  
s  
o  
n

James Madison



Kansas

Through Games Of April 7, 2019

Average RPI Win:	183	WON-LOST	WINNING	LAST 10	STRENGTH OF	OPP. STRENGTH	TEAM	ADJ.	CONF.	ADJ CONF.
Average RPI Loss:	67	RECORD	PCT. RANK	GAMES	SCHEDULE	OF SCHEDULE	RPI	RPI	RPI	RPI
DIV. I ONLY	13- 18	217	1- 1	73	41	148	148	3	3	
DIV. I NON-CONF.	10- 1	10	0- 0	245	237	46	46	3	3	
TOTALS	RPI 1-25	RPI 26-50	W-L RECORDS	RPI 51-100	RPI 101-999	RPI 150+				
13- 18	0- 5	1- 5	OVERALL	2- 3	10- 5	9- 1				
8- 8	0- 2	0- 3	HOME	0- 1	8- 2	8- 0				
2- 9	0- 2	1- 2	AWAY	1- 2	0- 3	0- 1				
3- 1	0- 1	0- 0	NEUTRAL	1- 0	2- 0	1- 0				
10- 1	0- 0	0- 0	NON-CONFERENCE	2- 1	8- 0	8- 0				
7- 0	0- 0	0- 0	HOME	0- 0	7- 0	7- 0				
1- 1	0- 0	0- 0	AWAY	1- 1	0- 0	0- 0				
2- 0	0- 0	0- 0	NEUTRAL	1- 0	1- 0	1- 0				
3- 17	0- 5	1- 5	CONFERENCE	0- 2	2- 5	1- 1				
1- 8	0- 2	0- 3	HOME	0- 1	1- 2	1- 0				
1- 8	0- 2	1- 2	AWAY	0- 1	0- 3	0- 1				
1- 1	0- 1	0- 0	NEUTRAL	0- 0	1- 0	0- 0				

RPI	S	Opponent	Score	RPI	S	Opponent	Score	RPI	S	Opponent	Score	RPI	S	Opponent	Score	Team's RPI: 148
1	A	Baylor	40 80	33	A	Texas	43 62	74	N	Northwestern	66 57	137	A	Texas Tech	66 69	
1	H	Baylor	68 94	33	H	Texas	73 91	83	A	West Virginia	50 71	137	H	Texas Tech	71 75	
12	A	Iowa St.	49 69	36	A	Kansas St.	61 54	83	H	West Virginia	61 75	143	A	Oklahoma St.	52 72	
12	H	Iowa St.	73 82	36	H	Kansas St.	62 72	93	A	LSU	68 61	143	H	Oklahoma St.	62 72	
12	N	Iowa St.	58 75	47	A	TCU	53 58	94	A	Nebraska	52 58	143	N	Oklahoma St.	76 66	
				47	H	TCU	66 76					152	N	Washington St.	71 63	
												154	A	Oklahoma	67 78	
												154	H	Oklahoma	88 79	
												158	H	Oral Roberts	70 58	
												206	H	Grambling	76 45	
												226	H	George Mason	77 56	
												231	H	UMKC	67 55	
												279	H	Vermont	77 36	
												301	H	Alabama A&M	65 54	
												324	H	Iona	75 44	
LAST 12 Division I GAMES:																
143	N	Oklahoma St.	76 66	143	A	Oklahoma St.	52 72									
12	N	Iowa St.	58 75	1	A	Baylor	40 80									
74	N	Northwestern	66 57	137	H	Texas Tech	71 75									
12	A	Iowa St.	49 69	154	A	Oklahoma	67 78									
83	H	West Virginia	61 75	33	H	Texas	73 91									
47	H	TCU	66 76	36	H	Kansas St.	62 72									

Non-Div I Games:

Kansas

Loss, Non-Conf, S Site, H Home A Away N Neutral



Average RPI Win:	133	WON-LOST	WINNING	LAST 10	STRENGTH OF	OPP. STRENGTH	TEAM	ADJ.	CONF.	ADJ CONF.
Average RPI Loss:	33	RECORD	PCT. RANK	GAMES	SCHEDULE	OF SCHEDULE	RPI	RPI	RPI	RPI
DIV. I ONLY	21- 12	93	0- 1	19	16	36	36	3	3	
DIV. I NON-CONF.	9- 4	74	0- 1	79	36	63	63	3	3	
TOTALS	RPI 1-25	RPI 26-50	W-L RECORDS	RPI 51-100	RPI 101-999	RPI 150+				
21- 12	0- 8	4- 2	OVERALL	5- 1	12- 1	7- 0				
12- 4	0- 2	1- 1	HOME	3- 0	8- 1	6- 0				
7- 3	0- 2	2- 0	AWAY	1- 1	4- 0	1- 0				
2- 5	0- 4	1- 1	NEUTRAL	1- 0	0- 0	0- 0				
9- 4	0- 3	1- 1	NON-CONFERENCE	3- 0	5- 0	5- 0				
7- 0	0- 0	0- 0	HOME	2- 0	5- 0	5- 0				
1- 0	0- 0	0- 0	AWAY	1- 0	0- 0	0- 0				
1- 4	0- 3	1- 1	NEUTRAL	0- 0	0- 0	0- 0				
12- 8	0- 5	3- 1	CONFERENCE	2- 1	7- 1	2- 0				
5- 4	0- 2	1- 1	HOME	1- 0	3- 1	1- 0				
6- 3	0- 2	2- 0	AWAY	0- 1	4- 0	1- 0				
1- 1	0- 1	0- 0	NEUTRAL	1- 0	0- 0	0- 0				

RPI	S	Opponent	Score	RPI	S	Opponent	Score	Team's RPI: 36	RPI	S	Opponent	Score	RPI	S	Opponent	Score
1	A	Baylor	50 65	33	A	Texas	69 60		61	A	Little Rock	53 47	137	A	Texas Tech	66 62
1	H	Baylor	48 71	33	H	Texas	87 69		78	H	Lamar University	73 55	137	H	Texas Tech	75 67
1	N	Baylor	60 88	42	N	Michigan	54 84		83	A	West Virginia	30 60	143	A	Oklahoma St.	68 58
11	N	Syracuse	61 70	47	A	TCU	75 72		83	H	West Virginia	90 79	143	H	Oklahoma St.	59 48
12	A	Iowa St.	58 96	47	H	TCU	47 61		83	N	West Virginia	72 59	148	A	Kansas	72 62
12	H	Iowa St.	52 81	50	N	Princeton	80 61		96	H	UNI	72 62	148	H	Kansas	54 61
16	N	Arizona St.	51 65										154	A	Oklahoma	83 75
23	N	DePaul	59 79										154	H	Oklahoma	86 56
													160	H	North Texas	60 42
													210	H	Vanderbilt	72 61
													231	H	UMKC	61 50
													278	H	Central Ark.	70 54
													326	H	Omaha	61 46
LAST 12 Division I GAMES:																
42	N	Michigan	54 84	47	A	TCU	75 72									
83	N	West Virginia	72 59	33	A	Texas	69 60									
1	N	Baylor	60 88	1	H	Baylor	48 71									
143	A	Oklahoma St.	68 58	154	A	Oklahoma	83 75									
137	H	Texas Tech	75 67	148	A	Kansas	72 62									
83	H	West Virginia	90 79	12	H	Iowa St.	52 81									

Non-Div I Games:

Kansas St.

■ Loss, 
■ Non-Conf, S Site, 
■ Home 
■ Away 
N Neutral



Average RPI Win:	262	WON-LOST	WINNING	LAST 10	STRENGTH OF	OPP. STRENGTH	TEAM	ADJ.	CONF.	ADJ CONF.
Average RPI Loss:	174	RECORD	PCT. RANK	GAMES	SCHEDULE	OF SCHEDULE	RPI	RPI	RPI	RPI
DIV. I ONLY	8- 22	290	1- 0	212	291	292	292	24	24	
DIV. I NON-CONF.	3- 9	271	0- 0	175	281	275	275	26	26	
TOTALS	RPI 1-25	RPI 26-50	W-L RECORDS	RPI 51-100	RPI 101-999	RPI 150+				
8- 22	0- 0	0- 1	OVERALL	0- 4	8- 17	8- 13				
6- 4	0- 0	0- 0	HOME	0- 1	6- 3	6- 3				
1- 14	0- 0	0- 0	AWAY	0- 3	1- 11	1- 8				
1- 4	0- 0	0- 1	NEUTRAL	0- 0	1- 3	1- 2				
3- 9	0- 0	0- 1	NON-CONFERENCE	0- 1	3- 7	3- 3				
2- 0	0- 0	0- 0	HOME	0- 0	2- 0	2- 0				
0- 5	0- 0	0- 0	AWAY	0- 1	0- 4	0- 1				
1- 4	0- 0	0- 1	NEUTRAL	0- 0	1- 3	1- 2				
5- 13	0- 0	0- 0	CONFERENCE	0- 3	5- 10	5- 10				
4- 4	0- 0	0- 0	HOME	0- 1	4- 3	4- 3				
1- 9	0- 0	0- 0	AWAY	0- 2	1- 7	1- 7				
0- 0	0- 0	0- 0	NEUTRAL	0- 0	0- 0	0- 0				

RPI S	Opponent	Score	RPI S	Opponent	Score	RPI S	Opponent	Score	RPI S	Opponent	Score	Team's RPI: 292
38 N	Michigan St.	51 75	62 A	FGCU	48 79	109 N	Idaho St.	49 60				
			62 A	FGCU	48 77	131 A	Mercer	48 64				
			62 H	FGCU	46 69	139 A	Seton Hall	80 102				
			73 A	Georgia Tech	35 60	145 A	Georgia St.	73 79				
						180 A	North Ala.	55 80				
						180 H	North Ala.	74 72				
						181 A	Liberty	55 68				
						181 H	Liberty	61 67				
						188 N	Bethune-Cookman	61 64				
						194 A	East Carolina	56 68				
						195 H	Furman	74 63				
						213 A	Stetson	67 59				
						213 A	Stetson	69 76				
						213 H	Stetson	45 58				
						232 A	Jacksonville	53 68				
						232 H	Jacksonville	75 55				
						234 A	North Florida	66 74				
						234 H	North Florida	60 71				
						285 H	Ga. Southern	78 59				
						305 N	UMBC	53 57				
						325 A	NJIT	60 66				
						325 H	NJIT	70 47				
						330 A	Lipscomb	69 72				
						330 H	Lipscomb	67 36				
						335 N	N.C. Central	78 54				
LAST 12 Division I GAMES:												
213 A	Stetson	67 59	180 H	North Ala.	74 72							
62 A	FGCU	48 77	330 H	Lipscomb	67 36							
330 A	Lipscomb	69 72	234 A	North Florida	66 74							
213 H	Stetson	45 58	325 H	NJIT	70 47							
181 A	Liberty	55 68	232 A	Jacksonville	53 68							
62 A	FGCU	48 79	213 A	Stetson	69 76							

Non-Div I Games: Middle Ga. St. 80 70

Kennesaw St.

Loss, Non-Conf, S Site, H Home A Away N Neutral



Average RPI Win:	188	WON-LOST	WINNING	LAST 10	STRENGTH OF	OPP. STRENGTH	TEAM	ADJ.	CONF.	ADJ CONF.
Average RPI Loss:	75	RECORD	PCT. RANK	GAMES	SCHEDULE	OF SCHEDULE	RPI	RPI	RPI	RPI
DIV. I ONLY	19- 13	115	0- 1	84	100	81	81	8	8	
DIV. I NON-CONF.	7- 5	128	0- 1	111	157	77	77	9	9	
TOTALS	RPI 1-25	RPI 26-50	W-L RECORDS	RPI 51-100	RPI 101-999	RPI 150+				
19- 13	0- 1	1- 6	OVERALL	3- 3	15- 3	13- 2				
11- 3	0- 0	1- 2	HOME	1- 0	9- 1	7- 0				
8- 9	0- 1	0- 3	AWAY	2- 3	6- 2	6- 2				
0- 1	0- 0	0- 1	NEUTRAL	0- 0	0- 0	0- 0				
7- 5	0- 1	0- 1	NON-CONFERENCE	1- 2	6- 1	5- 0				
3- 1	0- 0	0- 0	HOME	0- 0	3- 1	2- 0				
4- 4	0- 1	0- 1	AWAY	1- 2	3- 0	3- 0				
0- 0	0- 0	0- 0	NEUTRAL	0- 0	0- 0	0- 0				
12- 8	0- 0	1- 5	CONFERENCE	2- 1	9- 2	8- 2				
8- 2	0- 0	1- 2	HOME	1- 0	6- 0	5- 0				
4- 5	0- 0	0- 2	AWAY	1- 1	3- 2	3- 2				
0- 1	0- 0	0- 1	NEUTRAL	0- 0	0- 0	0- 0				

RPI 1-25				RPI 26-50				RPI 51-100				Team's RPI: 81	RPI 101+			
RPI	S	Opponent	Score	RPI	S	Opponent	Score	RPI	S	Opponent	Score		RPI	S	Opponent	Score
9	A	NC State	61 78	26	A	Buffalo	66 75	59	A	Miami (OH)	63 79		123	H	Youngstown St.	62 34
				26	H	Buffalo	62 53	59	H	Miami (OH)	67 58		132	H	Northern Ill.	87 78
				26	N	Buffalo	52 85	64	A	Wright St.	55 61		138	H	Duquesne	72 77
				31	A	Ohio	81 83	67	A	Butler	52 70		162	A	Robert Morris	54 46
				31	H	Ohio	67 69	88	A	Green Bay	64 59		168	A	Akron	65 55
				35	H	Central Mich.	75 82	99	A	Toledo	58 47		168	H	Akron	73 58
				46	A	North Carolina	60 73						201	A	Eastern Mich.	67 54
													201	H	Eastern Mich.	71 64
													222	A	Ball St.	44 48
													223	A	Bowling Green	49 62
													223	H	Bowling Green	86 62
													223	H	Bowling Green	77 73
													249	H	Northern Ky.	62 61
													263	A	St. Bonaventure	76 64
													274	A	Western Mich.	56 52
													274	H	Western Mich.	55 51
													311	H	Oakland	75 65
													325	A	NJIT	57 40
LAST 12 Division I GAMES:																
67	A	Butler	52 70	223	A	Bowling Green	49 62									
88	A	Green Bay	64 59	59	H	Miami (OH)	67 58									
223	H	Bowling Green	86 62	31	H	Ohio	67 69									
26	N	Buffalo	52 85	274	A	Western Mich.	56 52									
26	H	Buffalo	62 53	223	H	Bowling Green	77 73									
168	A	Akron	65 55	201	A	Eastern Mich.	67 54									

Non-Div I Games: Clarion 92 38

Kent St.

■ Loss, 
 ■ Non-Conf, 
 ■ S Site, 
 ■ Home 
 ■ A Away 
 N Neutral







Average RPI Win:	234	WON-LOST	WINNING	LAST 10	STRENGTH OF	OPP. STRENGTH	TEAM	ADJ.	CONF.	ADJ CONF.
Average RPI Loss:	261	RECORD	PCT. RANK	GAMES	SCHEDULE	OF SCHEDULE	RPI	RPI	RPI	RPI
DIV. I ONLY	4- 25	339	0- 1	346	350	351	351	30	30	
DIV. I NON-CONF.	1- 10	329	0- 0	338	347	350	350	31	31	
TOTALS	RPI 1-25	RPI 26-50	W-L RECORDS	RPI 51-100	RPI 101-999	RPI 150+				
4- 25	0- 0	0- 1	OVERALL	0- 0	4- 24	4- 23				
3- 10	0- 0	0- 0	HOME	0- 0	3- 10	3- 10				
1- 14	0- 0	0- 1	AWAY	0- 0	1- 13	1- 12				
0- 1	0- 0	0- 0	NEUTRAL	0- 0	0- 1	0- 1				
1- 10	0- 0	0- 1	NON-CONFERENCE	0- 0	1- 9	1- 8				
1- 3	0- 0	0- 0	HOME	0- 0	1- 3	1- 3				
0- 6	0- 0	0- 1	AWAY	0- 0	0- 5	0- 4				
0- 1	0- 0	0- 0	NEUTRAL	0- 0	0- 1	0- 1				
3- 15	0- 0	0- 0	CONFERENCE	0- 0	3- 15	3- 15				
2- 7	0- 0	0- 0	HOME	0- 0	2- 7	2- 7				
1- 8	0- 0	0- 0	AWAY	0- 0	1- 8	1- 8				
0- 0	0- 0	0- 0	NEUTRAL	0- 0	0- 0	0- 0				

[illegible]

Non-Div I Games:

LIU Brooklyn

Loss, Non-Conf, S Site, H Home A Away N Neutral



L  
I  
U  
B  
r  
o  
o  
k  
l  
y  
n

RPI	S	Opponent	Score
344	H	Fairleigh Dickinson	52 69
347	A	Saint Peter's	59 86

L  
I  
U  
B  
r  
o  
o  
k  
l  
y  
n

LIU Brooklyn



Average RPI Win:	158	WON-LOST	WINNING	LAST 10	STRENGTH OF	OPP. STRENGTH	TEAM	ADJ.	CONF.	ADJ CONF.
Average RPI Loss:	58	RECORD	PCT. RANK	GAMES	SCHEDULE	OF SCHEDULE	RPI	RPI	RPI	RPI
DIV. I ONLY	16- 13	138	0- 1	51	63	93	93	5	5	
DIV. I NON-CONF.	9- 3	56	0- 0	159	176	97	97	6	6	
TOTALS	RPI 1-25	RPI 26-50	W-L RECORDS	RPI 51-100	RPI 101-999	RPI 150+				
16- 13	2- 6	1- 1	OVERALL	2- 3	11- 3	9- 1				
11- 6	1- 3	1- 0	HOME	2- 1	7- 2	5- 1				
5- 6	1- 3	0- 1	AWAY	0- 1	4- 1	4- 0				
0- 1	0- 0	0- 0	NEUTRAL	0- 1	0- 0	0- 0				
9- 3	1- 0	0- 1	NON-CONFERENCE	1- 0	7- 2	5- 1				
7- 2	0- 0	0- 0	HOME	1- 0	6- 2	4- 1				
2- 1	1- 0	0- 1	AWAY	0- 0	1- 0	1- 0				
0- 0	0- 0	0- 0	NEUTRAL	0- 0	0- 0	0- 0				
7- 10	1- 6	1- 0	CONFERENCE	1- 3	4- 1	4- 0				
4- 4	1- 3	1- 0	HOME	1- 1	1- 0	1- 0				
3- 5	0- 3	0- 0	AWAY	0- 1	3- 1	3- 0				
0- 1	0- 0	0- 0	NEUTRAL	0- 1	0- 0	0- 0				

RPI S	Opponent	Score	RPI S	Opponent	Score	RPI S	Opponent	Score	RPI S	Opponent	Score
8	A Mississippi St.	56 76	29	H Missouri	61 51	56	H Auburn	46 56	114	H South Fla.	78 49
8	H Mississippi St.	35 68	32	A Rutgers	43 57	61	H Little Rock	60 45	115	A Georgia	50 63
15	A Texas A&M	55 59				68	H Arkansas	71 34	129	H Northern Colo.	62 57
15	H Texas A&M	63 52				69	A Tennessee	65 74	148	H Kansas	61 68
17	H South Carolina	53 76				69	N Tennessee	66 69	159	A Alabama	62 56
21	A Florida St.	58 45							171	H Nicholls St.	76 44
22	A Kentucky	52 57							172	H Tulane	54 56
22	H Kentucky	60 64							186	H Sam Houston St.	66 52
									210	A Vanderbilt	79 68
									214	H Florida	69 51
									237	A Ole Miss	55 41
									269	A Louisiana	76 54
									314	H McNeese	86 36
									323	H Southeastern La.	72 52
LAST 12 Division I GAMES:											
69	N Tennessee	66 69	15	A Texas A&M	55 59						
56	H Auburn	46 56	68	H Arkansas	71 34						
8	A Mississippi St.	56 76	29	H Missouri	61 51						
22	A Kentucky	52 57	8	H Mississippi St.	35 68						
214	H Florida	69 51	69	A Tennessee	65 74						
210	A Vanderbilt	79 68	159	A Alabama	62 56						

Non-Div I Games:

LSU

■ Loss, 
 ■ Non-Conf, 
 ■ S Site, 
 ■ H Home 
 ■ A Away 
 N Neutral



Average RPI Win:	222	WON-LOST	WINNING	LAST 10	STRENGTH OF	OPP. STRENGTH	TEAM	ADJ.	CONF.	ADJ CONF.
Average RPI Loss:	151	RECORD	PCT. RANK	GAMES	SCHEDULE	OF SCHEDULE	RPI	RPI	RPI	RPI
DIV. I ONLY	6- 25	323	0- 1	137	175	282	282	17	17	
DIV. I NON-CONF.	3- 11	292	0- 0	62	149	213	213	17	17	
TOTALS	RPI 1-25	RPI 26-50	W-L RECORDS	RPI 51-100	RPI 101-999	RPI 150+				
6- 25	0- 1	0- 0	OVERALL	1- 6	5- 18	5- 12				
3- 9	0- 0	0- 0	HOME	0- 2	3- 7	3- 5				
1- 16	0- 1	0- 0	AWAY	0- 4	1- 11	1- 7				
2- 0	0- 0	0- 0	NEUTRAL	1- 0	1- 0	1- 0				
3- 11	0- 1	0- 0	NON-CONFERENCE	1- 4	2- 6	2- 3				
1- 3	0- 0	0- 0	HOME	0- 1	1- 2	1- 1				
0- 8	0- 1	0- 0	AWAY	0- 3	0- 4	0- 2				
2- 0	0- 0	0- 0	NEUTRAL	1- 0	1- 0	1- 0				
3- 14	0- 0	0- 0	CONFERENCE	0- 2	3- 12	3- 9				
2- 6	0- 0	0- 0	HOME	0- 1	2- 5	2- 4				
1- 8	0- 0	0- 0	AWAY	0- 1	1- 7	1- 5				
0- 0	0- 0	0- 0	NEUTRAL	0- 0	0- 0	0- 0				

RPI 1-25			RPI 26-50			RPI 51-100			RPI 101+ Team's RPI: 282		
RPI	S	Opponent	Score	RPI	S	RPI	S	Opponent	Score	RPI	S
19	A	Oregon St.	46 100			55	A	Villanova	68 81	105	A
						58	A	Penn	34 65	116	A
						70	H	Drexel	43 58	119	H
						85	N	Pepperdine	62 55	122	A
						87	H	Fordham	54 65	122	A
						92	A	VCU	38 68	138	H
						98	A	Harvard	43 88	161	A
										162	A
										166	A
										183	A
										209	H
										219	H
										226	A
										226	H
										227	H
										238	A
										238	H
										249	N
										251	H
										260	H
										263	A
										273	A
										273	H
LAST 12 Division I GAMES:											
122	A	Dayton	38 65	183	A	Saint Louis	58 69				
226	H	George Mason	77 71	260	H	Rhode Island	77 71				
263	A	St. Bonaventure	52 45	161	A	Davidson	61 80				
273	A	Richmond	51 56	87	H	Fordham	54 65				
238	H	Saint Joseph's	63 64	273	H	Richmond	60 74				
226	A	George Mason	42 59	138	H	Duquesne	62 66				

Non-Div I Games:

La Salle

■ Loss, 
■ Non-Conf, 
■ S Site, 
■ H Home 
■ A Away 
N Neutral



Average RPI Win:	275	WON-LOST	WINNING	LAST 10	STRENGTH OF	OPP. STRENGTH	TEAM	ADJ.	CONF.	ADJ CONF.
Average RPI Loss:	167	RECORD	PCT. RANK	GAMES	SCHEDULE	OF SCHEDULE	RPI	RPI	RPI	RPI
DIV. I ONLY	8- 19	276	0- 1	313	200	300	300	12	12	
DIV. I NON-CONF.	4- 5	187	0- 0	349	344	305	305	13	13	
TOTALS	RPI 1-25	RPI 26-50	W-L RECORDS	RPI 51-100	RPI 101-999	RPI 150+				
8- 19	0- 0	0- 0	OVERALL	0- 5	8- 14	8- 9				
4- 8	0- 0	0- 0	HOME	0- 2	4- 6	4- 4				
4- 11	0- 0	0- 0	AWAY	0- 3	4- 8	4- 5				
0- 0	0- 0	0- 0	NEUTRAL	0- 0	0- 0	0- 0				
4- 5	0- 0	0- 0	NON-CONFERENCE	0- 0	4- 5	4- 4				
2- 1	0- 0	0- 0	HOME	0- 0	2- 1	2- 1				
2- 4	0- 0	0- 0	AWAY	0- 0	2- 4	2- 3				
0- 0	0- 0	0- 0	NEUTRAL	0- 0	0- 0	0- 0				
4- 14	0- 0	0- 0	CONFERENCE	0- 5	4- 9	4- 5				
2- 7	0- 0	0- 0	HOME	0- 2	2- 5	2- 3				
2- 7	0- 0	0- 0	AWAY	0- 3	2- 4	2- 2				
0- 0	0- 0	0- 0	NEUTRAL	0- 0	0- 0	0- 0				

RPI 1-25			RPI 26-50			RPI 51-100			RPI 101+			Team's RPI: 300			
RPI	S	Opponent	Score	RPI	S	Opponent	Score	RPI	S	Opponent	Score	RPI	S	Opponent	Score
								61	A	Little Rock	44 63	118	A	Appalachian St.	51 56
								61	H	Little Rock	38 57	118	H	Appalachian St.	58 80
								72	H	UT Arlington	56 60	137	A	Texas Tech	42 86
								89	A	South Alabama	49 77	145	A	Georgia St.	46 68
								100	A	Troy	56 78	145	H	Georgia St.	41 56
												163	H	Texas St.	51 62
												171	H	Nicholls St.	54 55
												182	A	Coastal Caro.	60 57
												182	H	Coastal Caro.	54 79
												196	A	Arkansas St.	54 64
												196	H	Arkansas St.	65 53
												229	A	SMU	38 49
												269	A	Louisiana	45 52
												269	H	Louisiana	52 55
												285	A	Ga. Southern	80 62
												285	H	Ga. Southern	58 57
												290	A	New Orleans	57 44
												314	H	McNeese	69 60
												321	A	Northwestern St.	63 55
												323	A	Southeastern La.	42 49
												329	H	Mississippi Val.	72 65
												332	A	Houston Baptist	60 68
LAST 12 Division I GAMES:															
				61	H	Little Rock	38 57			269	H	Louisiana	52 55		
				196	H	Arkansas St.	65 53			285	A	Ga. Southern	80 62		
				182	A	Coastal Caro.	60 57			145	A	Georgia St.	46 68		
				118	A	Appalachian St.	51 56			118	H	Appalachian St.	58 80		
				72	H	UT Arlington	56 60			182	H	Coastal Caro.	54 79		
				163	H	Texas St.	51 62			89	A	South Alabama	49 77		

Non-Div I Games: LSU-Alexandria 93 62 Ark.-Monticello 70 39

La.-Monroe

■ Loss, 
 ■ Non-Conf, S Site, 
 ■ Home 
 ■ Away 
 N Neutral



## Lafayette

Through Games Of April 7, 2019

Average RPI Win:	261	WON-LOST	WINNING	LAST 10	STRENGTH OF	OPP. STRENGTH	TEAM	ADJ.	CONF.	ADJ CONF.
Average RPI Loss:	199	RECORD	PCT. RANK	GAMES	SCHEDULE	OF SCHEDULE	RPI	RPI	RPI	RPI
DIV. I ONLY	8- 23	297	1- 0	315	273	322	322	18	18	
DIV. I NON-CONF.	5- 6	173	0- 0	348	345	324	324	21	21	
TOTALS	RPI 1-25	RPI 26-50	W-L RECORDS	RPI 51-100	RPI 101-999	RPI 150+				
8- 23	0- 0	0- 2	OVERALL	0- 3	8- 18	8- 15				
5- 9	0- 0	0- 1	HOME	0- 1	5- 7	5- 6				
3- 13	0- 0	0- 1	AWAY	0- 2	3- 10	3- 9				
0- 1	0- 0	0- 0	NEUTRAL	0- 0	0- 1	0- 0				
5- 6	0- 0	0- 0	NON-CONFERENCE	0- 0	5- 6	5- 5				
3- 2	0- 0	0- 0	HOME	0- 0	3- 2	3- 2				
2- 3	0- 0	0- 0	AWAY	0- 0	2- 3	2- 3				
0- 1	0- 0	0- 0	NEUTRAL	0- 0	0- 1	0- 0				
3- 17	0- 0	0- 2	CONFERENCE	0- 3	3- 12	3- 10				
2- 7	0- 0	0- 1	HOME	0- 1	2- 5	2- 4				
1- 10	0- 0	0- 1	AWAY	0- 2	1- 7	1- 6				
0- 0	0- 0	0- 0	NEUTRAL	0- 0	0- 0	0- 0				

RPI S	Opponent	Score	RPI S	Opponent	Score	RPI S	Opponent	Score	RPI S	Opponent	Score	Team's RPI: 322
43	A Bucknell	43 75	43	A Bucknell	47 56	75	A American	45 60	130	A Lehigh	50 67	
						75	A American	47 67	130	H Lehigh	43 70	
						75	H American	57 67	142	N Delaware	47 65	
									176	A Holy Cross	53 56	
									176	H Holy Cross	73 63	
									178	A Boston U.	49 50	
									178	H Boston U.	44 47	
									200	H Cornell	59 62	
									215	H Monmouth	73 69	
									236	H Albany (NY)	67 66	
									250	A Colgate	49 60	
									250	H Colgate	67 77	
									255	H Binghamton	59 50	
									259	A Navy	53 65	
									259	H Navy	55 42	
									265	A Loyola Maryland	50 62	
									265	H Loyola Maryland	52 55	
									267	A Manhattan	49 60	
									288	A Army West Point	63 61	
									288	A Army West Point	50 65	
									288	H Army West Point	40 64	
									307	A Fla. Atlantic	49 53	
									318	A Wagner	66 43	
									344	A Fairleigh Dickinson	63 57	
									347	H Saint Peter's	60 62	
									351	A LIU Brooklyn	50 55	
LAST 12 Division I GAMES:												
288	A Army West Point	63 61	75	H American	57 67	259	A Navy	53 65	265	H Loyola Maryland	52 55	
75	A American	47 67	288	H Army West Point	40 64	43	A Bucknell	43 75	176	A Holy Cross	53 56	
142	N Delaware	47 65	43	A Bucknell	43 75	176	A Holy Cross	53 56				
250	H Colgate	67 77										
130	A Lehigh	50 67										
178	A Boston U.	49 50										

Non-Div I Games:

Lafayette

■ Loss, 
 ■ Non-Conf, 
 ■ S Site, 
 ■ H Home 
 ■ A Away 
 N Neutral



## Lamar University

Through Games Of April 7, 2019

Average RPI Win:	236	WON-LOST	WINNING	LAST 10	STRENGTH OF	OPP. STRENGTH	TEAM	ADJ.	CONF.	ADJ CONF.
Average RPI Loss:	74	RECORD	PCT. RANK	GAMES	SCHEDULE	OF SCHEDULE	RPI	RPI	RPI	RPI
DIV. I ONLY	20- 7	44	0- 1	161	230	78	78	25	25	
DIV. I NON-CONF.	3- 5	226	0- 1	15	29	61	61	24	24	
TOTALS	RPI 1-25	RPI 26-50	W-L RECORDS	RPI 51-100	RPI 101-999	RPI 150+				
20- 7	1- 1	0- 2	OVERALL	2- 2	17- 2	16- 1				
10- 1	0- 0	0- 0	HOME	2- 1	8- 0	8- 0				
10- 4	1- 1	0- 1	AWAY	0- 1	9- 1	8- 1				
0- 2	0- 0	0- 1	NEUTRAL	0- 0	0- 1	0- 0				
3- 5	1- 1	0- 2	NON-CONFERENCE	1- 1	1- 1	1- 1				
1- 1	0- 0	0- 0	HOME	1- 1	0- 0	0- 0				
2- 3	1- 1	0- 1	AWAY	0- 0	1- 1	1- 1				
0- 1	0- 0	0- 1	NEUTRAL	0- 0	0- 0	0- 0				
17- 2	0- 0	0- 0	CONFERENCE	1- 1	16- 1	15- 0				
9- 0	0- 0	0- 0	HOME	1- 0	8- 0	8- 0				
8- 1	0- 0	0- 0	AWAY	0- 1	8- 0	7- 0				
0- 1	0- 0	0- 0	NEUTRAL	0- 0	0- 1	0- 0				

RPI 1-25				RPI 26-50				RPI 51-100 Team's RPI: 78				RPI 101+			
RPI	S	Opponent	Score	RPI	S	Opponent	Score	RPI	S	Opponent	Score	RPI	S	Opponent	Score
8	A	Mississippi St.	53 104	31	N	Ohio	62 87	84	A	SFA	58 70	120	A	Abilene Christian	63 60
15	A	Texas A&M	74 68	36	A	Kansas St.	55 73	84	H	SFA	62 46	120	N	Abilene Christian	79 88
								89	H	South Alabama	71 73	153	A	Denver	110 117
								97	H	Pacific	82 66	171	H	Nicholls St.	78 65
												186	A	Sam Houston St.	83 72
												186	H	Sam Houston St.	81 76
												239	A	A&M-Corpus Christi	72 47
												239	H	A&M-Corpus Christi	76 58
												269	A	Louisiana	79 77
												278	H	Central Ark.	57 37
												290	A	New Orleans	79 57
												309	A	Incarnate Word	77 51
												309	H	Incarnate Word	79 53
												314	A	McNeese	64 62
												314	H	McNeese	81 68
												321	A	Northwestern St.	94 70
												323	H	Southeastern La.	94 54
												332	A	Houston Baptist	97 49
												332	H	Houston Baptist	63 50
LAST 12 Division I GAMES:															
				89	H	South Alabama	71 73	309	H	Incarnate Word	79 53				
				120	N	Abilene Christian	79 88	186	H	Sam Houston St.	81 76				
				314	H	McNeese	81 68	321	A	Northwestern St.	94 70				
				84	H	SFA	62 46	84	A	SFA	58 70				
				332	A	Houston Baptist	97 49	120	A	Abilene Christian	63 60				
				239	A	A&M-Corpus Christi	72 47	314	A	McNeese	64 62				

Non-Div I Games: LeTourneau 104 27 Louisiana Col. 94 43 McMurry 100 37 Howard Payne 93 37 Lamar University

Loss, Non-Conf, S Site, H Home A Away N Neutral



Average RPI Win: <b>258</b>	WON-LOST	WINNING	LAST 10	STRENGTH OF	OPP. STRENGTH	TEAM	ADJ.	CONF.	ADJ CONF.
Average RPI Loss: <b>83</b>	RECORD	PCT. RANK	GAMES	SCHEDULE	OF SCHEDULE	RPI	RPI	RPI	RPI
DIV. I ONLY	20- 10	73	1- 1	193	234	130	130	18	18
DIV. I NON-CONF.	7- 3	72	0- 0	193	246	135	135	21	21
<hr/>									
TOTALS	RPI 1-25	RPI 26-50	W-L RECORDS	RPI 51-100	RPI 101-999	RPI 150+			
20- 10	0- 1	0- 2	OVERALL	0- 4	20- 3	20- 2			
12- 5	0- 0	0- 1	HOME	0- 2	12- 2	12- 1			
8- 5	0- 1	0- 1	AWAY	0- 2	8- 1	8- 1			
0- 0	0- 0	0- 0	NEUTRAL	0- 0	0- 0	0- 0			
7- 3	0- 1	0- 0	NON-CONFERENCE	0- 1	7- 1	7- 0			
5- 2	0- 0	0- 0	HOME	0- 1	5- 1	5- 0			
2- 1	0- 1	0- 0	AWAY	0- 0	2- 0	2- 0			
0- 0	0- 0	0- 0	NEUTRAL	0- 0	0- 0	0- 0			
13- 7	0- 0	0- 2	CONFERENCE	0- 3	13- 2	13- 2			
7- 3	0- 0	0- 1	HOME	0- 1	7- 1	7- 1			
6- 4	0- 0	0- 1	AWAY	0- 2	6- 1	6- 1			
0- 0	0- 0	0- 0	NEUTRAL	0- 0	0- 0	0- 0			

RPI 1-25				RPI 26-50				RPI 51-100				RPI 101+ Team's RPI: 130			
RPI	S	Opponent	Score	RPI	S	Opponent	Score	RPI	S	Opponent	Score	RPI	S	Opponent	Score
2	A	Notre Dame	68 95	43	A	Bucknell	53 71	55	H	Villanova	48 70	108	H	Charlotte	60 62
				43	H	Bucknell	68 73	75	A	American	57 68	176	A	Holy Cross	79 74
								75	A	American	47 50	176	H	Holy Cross	64 55
								75	H	American	53 61	178	A	Boston U.	45 58
												178	H	Boston U.	48 52
												193	H	Sacred Heart	70 66
												200	H	Cornell	67 54
												215	H	Monmouth	63 48
												250	A	Colgate	75 63
												250	H	Colgate	86 58
												250	H	Colgate	78 68
												251	H	Norfolk St.	62 41
												255	A	Binghamton	65 55
												259	A	Navy	56 38
												259	H	Navy	66 55
												265	A	Loyola Maryland	65 46
												265	H	Loyola Maryland	51 42
												288	A	Army West Point	73 50
												288	H	Army West Point	55 46
												322	A	Lafayette	70 43
												322	H	Lafayette	67 50
												328	A	Central Conn. St.	88 62
												351	H	LIU Brooklyn	72 38
<hr/>															
LAST 12 Division I GAMES:															
250	H	Colgate	78 68	288	H	Army West Point	55 46	250	A	Colgate	75 63				
75	A	American	57 68	75	A	American	47 50	43	H	Bucknell	68 73				
108	H	Charlotte	60 62	178	H	Boston U.	48 52	259	H	Navy	66 55				
176	A	Holy Cross	79 74												
322	H	Lafayette	67 50												
265	A	Loyola Maryland	65 46												

Non-Div I Games: Kutztown 73 39

Lehigh

■ Loss, 
 ■ Non-Conf, 
 ■ S Site, 
 ■ H Home 
 ■ A Away 
 N Neutral







Average RPI Win: <b>282</b>	WON-LOST	WINNING	LAST 10	STRENGTH OF	OPP. STRENGTH	TEAM	ADJ.	CONF.	ADJ CONF.
Average RPI Loss: <b>184</b>	RECORD	PCT. RANK	GAMES	SCHEDULE	OF SCHEDULE	RPI	RPI	RPI	RPI
DIV. I ONLY	4- 25	339	1- 0	210	292	330	330	24	24
DIV. I NON-CONF.	2- 11	316	0- 0	150	291	285	285	26	26
TOTALS	RPI 1-25	RPI 26-50	W-L RECORDS	RPI 51-100	RPI 101-999	RPI 150+			
4- 25	0- 0	0- 2	OVERALL	0- 3	4- 20	4- 16			
3- 10	0- 0	0- 0	HOME	0- 1	3- 9	3- 7			
1- 15	0- 0	0- 2	AWAY	0- 2	1- 11	1- 9			
0- 0	0- 0	0- 0	NEUTRAL	0- 0	0- 0	0- 0			
2- 11	0- 0	0- 2	NON-CONFERENCE	0- 1	2- 8	2- 4			
1- 4	0- 0	0- 0	HOME	0- 0	1- 4	1- 2			
1- 7	0- 0	0- 2	AWAY	0- 1	1- 4	1- 2			
0- 0	0- 0	0- 0	NEUTRAL	0- 0	0- 0	0- 0			
2- 14	0- 0	0- 0	CONFERENCE	0- 2	2- 12	2- 12			
2- 6	0- 0	0- 0	HOME	0- 1	2- 5	2- 5			
0- 8	0- 0	0- 0	AWAY	0- 1	0- 7	0- 7			
0- 0	0- 0	0- 0	NEUTRAL	0- 0	0- 0	0- 0			

RPI S	Opponent	Score	RPI S	Opponent	Score	RPI S	Opponent	Score	RPI S	Opponent	Score	Team's RPI: 330
45	A Clemson	26 68	62	A FGCU	40 82	112	H UT Martin	53 62				
49	A Belmont	43 83	62	H FGCU	46 80	115	A Georgia	45 77				
			65	A Cincinnati	55 71	125	A Morehead St.	44 79				
						146	H Tennessee Tech	52 67				
						180	A North Ala.	50 71				
						180	H North Ala.	60 81				
						181	A Liberty	60 74				
						181	H Liberty	60 77				
						213	A Stetson	49 76				
						213	H Stetson	65 80				
						216	H Jacksonville St.	46 58				
						232	A Jacksonville	47 62				
						232	H Jacksonville	61 58				
						234	A North Florida	66 72				
						234	H North Florida	53 68				
						261	A Austin Peay	58 70				
						262	A Murray St.	61 97				
						292	A Kennesaw St.	36 67				
						292	H Kennesaw St.	72 69				
						296	H Col. of Charleston	63 65				
						301	A Alabama A&M	62 58				
						303	H Tennessee St.	64 62				
						325	A NJIT	67 80				
						325	H NJIT	53 69				
LAST 12 Division I GAMES:												
292	H Kennesaw St.	72 69	232	H Jacksonville	61 58							
180	A North Ala.	50 71	234	A North Florida	66 72							
325	H NJIT	53 69	180	H North Ala.	60 81							
62	H FGCU	46 80	181	H Liberty	60 77							
292	A Kennesaw St.	36 67	213	A Stetson	49 76							
181	A Liberty	60 74	62	A FGCU	40 82							

Non-Div I Games:

Lipscomb

■ Loss, 
■ Non-Conf, S Site, 
■ Home 
■ Away 
N Neutral



Little Rock

Through Games Of April 7, 2019

Average RPI Win:	177	WON-LOST	WINNING	LAST 10	STRENGTH OF	OPP. STRENGTH	TEAM	ADJ.	CONF.	ADJ CONF.
Average RPI Loss:	70	RECORD	PCT. RANK	GAMES	SCHEDULE	OF SCHEDULE	RPI	RPI	RPI	RPI
DIV. I ONLY	21- 11	80	0- 1	64	101	61	61	12	12	
DIV. I NON-CONF.	4- 8	238	0- 1	32	12	131	131	13	13	
TOTALS	RPI 1-25	RPI 26-50	W-L RECORDS	RPI 51-100	RPI 101-999	RPI 150+				
21- 11	0- 3	0- 3	OVERALL	6- 3	15- 2	12- 2				
10- 5	0- 2	0- 2	HOME	3- 1	7- 0	6- 0				
9- 5	0- 0	0- 1	AWAY	2- 2	7- 2	6- 2				
2- 1	0- 1	0- 0	NEUTRAL	1- 0	1- 0	0- 0				
4- 8	0- 3	0- 3	NON-CONFERENCE	0- 2	4- 0	4- 0				
1- 5	0- 2	0- 2	HOME	0- 1	1- 0	1- 0				
3- 2	0- 0	0- 1	AWAY	0- 1	3- 0	3- 0				
0- 1	0- 1	0- 0	NEUTRAL	0- 0	0- 0	0- 0				
17- 3	0- 0	0- 0	CONFERENCE	6- 1	11- 2	8- 2				
9- 0	0- 0	0- 0	HOME	3- 0	6- 0	5- 0				
6- 3	0- 0	0- 0	AWAY	2- 1	4- 2	3- 2				
2- 0	0- 0	0- 0	NEUTRAL	1- 0	1- 0	0- 0				

RPI S	Opponent	Score	RPI S	Opponent	Score	RPI S	Opponent	Score	RPI S	Opponent	Score
8	H Mississippi St.	63 98	30	H Rice	65 79	72	A UT Arlington	62 61	118	A Appalachian St.	74 59
13	N Gonzaga	51 68	36	H Kansas St.	47 53	72	H UT Arlington	68 65	118	N Appalachian St.	80 64
15	H Texas A&M	40 61	40	A Missouri St.	44 48	79	H Western Ky.	56 68	145	H Georgia St.	82 50
						89	A South Alabama	65 42	157	A Tulsa	63 53
						89	H South Alabama	47 44	163	A Texas St.	48 50
						89	N South Alabama	57 56	163	H Texas St.	62 47
						93	A LSU	45 60	173	A Louisiana Tech	69 58
						100	A Troy	66 71	182	A Coastal Caro.	60 47
						100	H Troy	76 72	196	A Arkansas St.	58 62
									196	H Arkansas St.	68 55
									230	A Memphis	63 60
									269	A Louisiana	62 49
									269	H Louisiana	62 48
									285	H Ga. Southern	80 51
									300	A La.-Monroe	57 38
									300	H La.-Monroe	63 44
									307	H Fla. Atlantic	61 38
LAST 12 Division I GAMES:											
13	N Gonzaga	51 68	285	H Ga. Southern	80 51						
118	N Appalachian St.	80 64	196	A Arkansas St.	58 62						
89	N South Alabama	57 56	163	A Texas St.	48 50						
300	A La.-Monroe	57 38	72	A UT Arlington	62 61						
269	A Louisiana	62 49	89	H South Alabama	47 44						
145	H Georgia St.	82 50	100	H Troy	76 72						

Non-Div I Games:

Little Rock

Loss, Non-Conf, S Site, H Home A Away N Neutral



Average RPI Win: <b>233</b>	WON-LOST	WINNING	LAST 10	STRENGTH OF	OPP. STRENGTH	TEAM	ADJ.	CONF.	ADJ CONF.
Average RPI Loss: <b>158</b>	RECORD	PCT. RANK	GAMES	SCHEDULE	OF SCHEDULE	RPI	RPI	RPI	RPI
DIV. I ONLY	9- 22	279	1- 0	174	214	271	271	20	20
DIV. I NON-CONF.	3- 10	276	0- 0	126	117	255	255	20	20
TOTALS	RPI 1-25	RPI 26-50	W-L RECORDS	RPI 51-100	RPI 101-999	RPI 150+			
9- 22	0- 1	0- 0	OVERALL	1- 6	8- 15	8- 13			
5- 11	0- 0	0- 0	HOME	1- 4	4- 7	4- 7			
3- 10	0- 1	0- 0	AWAY	0- 2	3- 7	3- 5			
1- 1	0- 0	0- 0	NEUTRAL	0- 0	1- 1	1- 1			
3- 10	0- 1	0- 0	NON-CONFERENCE	1- 4	2- 5	2- 3			
2- 6	0- 0	0- 0	HOME	1- 3	1- 3	1- 3			
1- 4	0- 1	0- 0	AWAY	0- 1	1- 2	1- 0			
0- 0	0- 0	0- 0	NEUTRAL	0- 0	0- 0	0- 0			
6- 12	0- 0	0- 0	CONFERENCE	0- 2	6- 10	6- 10			
3- 5	0- 0	0- 0	HOME	0- 1	3- 4	3- 4			
2- 6	0- 0	0- 0	AWAY	0- 1	2- 5	2- 5			
1- 1	0- 0	0- 0	NEUTRAL	0- 0	1- 1	1- 1			

RPI 1-25				RPI 26-50				RPI 51-100				RPI 101+ Team's RPI: 271			
RPI	S	Opponent	Score	RPI	S	Opponent	Score	RPI	S	Opponent	Score	RPI	S	Opponent	Score
3	A	Oregon	48 <b>110</b>					51	H	Southern California	50 <b>86</b>	111	A	Loyola Marymount	62 <b>71</b>
								52	H	Arizona	43 <b>70</b>	150	A	Montana St.	62 <b>85</b>
								71	A	UC Davis	50 <b>70</b>	151	A	CSUN	45 <b>60</b>
								71	H	UC Davis	49 <b>66</b>	151	H	CSUN	37 <b>51</b>
								80	H	Idaho	70 <b>63</b>	169	A	UC Riverside	63 <b>45</b>
								86	A	Utah	59 <b>82</b>	169	H	UC Riverside	59 <b>73</b>
								96	H	UNI	64 <b>71</b>	169	N	UC Riverside	50 <b>67</b>
												174	A	UC Irvine	60 <b>65</b>
												174	H	UC Irvine	46 <b>48</b>
												177	A	Utah St.	50 <b>48</b>
												189	A	Hawaii	49 <b>63</b>
												189	H	Hawaii	56 <b>40</b>
												225	H	California Baptist	83 <b>85</b>
												246	H	Nevada	67 <b>76</b>
												264	A	Cal St. Fullerton	59 <b>53</b>
												264	H	Cal St. Fullerton	47 <b>50</b>
												264	N	Cal St. Fullerton	60 <b>54</b>
												272	H	San Diego	56 <b>60</b>
												291	A	UC Santa Barbara	54 <b>60</b>
												291	H	UC Santa Barbara	62 <b>53</b>
												316	A	Cal Poly	59 <b>66</b>
												316	H	Cal Poly	61 <b>58</b>
												343	H	Grand Canyon	57 <b>50</b>
LAST 12 Division I GAMES:															
264	N	Cal St. Fullerton	60 <b>54</b>	151	A	CSUN	45 <b>60</b>								
169	N	UC Riverside	50 <b>67</b>	189	A	Hawaii	49 <b>63</b>								
174	A	UC Irvine	60 <b>65</b>	174	H	UC Irvine	46 <b>48</b>								
264	H	Cal St. Fullerton	47 <b>50</b>	189	H	Hawaii	56 <b>40</b>								
71	H	UC Davis	49 <b>66</b>	316	A	Cal Poly	59 <b>66</b>								
291	H	UC Santa Barbara	62 <b>53</b>	264	A	Cal St. Fullerton	59 <b>53</b>								

Non-Div I Games:

Long Beach St.

■ Loss, 
■ Non-Conf, S Site, 
■ Home 
■ Away 
N Neutral



Average RPI Win:	264	WON-LOST	WINNING	LAST 10	STRENGTH OF	OPP. STRENGTH	TEAM	ADJ.	CONF.	ADJ CONF.
Average RPI Loss:	200	RECORD	PCT. RANK	GAMES	SCHEDULE	OF SCHEDULE	RPI	RPI	RPI	RPI
DIV. I ONLY	3- 27	346	0- 1	224	317	338	338	27	27	
DIV. I NON-CONF.	1- 10	329	0- 0	151	333	322	322	29	29	
TOTALS	RPI 1-25	RPI 26-50	W-L RECORDS	RPI 51-100	RPI 101-999	RPI 150+				
3- 27	0- 0	0- 0	OVERALL	0- 4	3- 23	3- 19				
3- 11	0- 0	0- 0	HOME	0- 1	3- 10	3- 9				
0- 15	0- 0	0- 0	AWAY	0- 3	0- 12	0- 9				
0- 1	0- 0	0- 0	NEUTRAL	0- 0	0- 1	0- 1				
1- 10	0- 0	0- 0	NON-CONFERENCE	0- 2	1- 8	1- 6				
1- 4	0- 0	0- 0	HOME	0- 0	1- 4	1- 4				
0- 5	0- 0	0- 0	AWAY	0- 2	0- 3	0- 1				
0- 1	0- 0	0- 0	NEUTRAL	0- 0	0- 1	0- 1				
2- 17	0- 0	0- 0	CONFERENCE	0- 2	2- 15	2- 13				
2- 7	0- 0	0- 0	HOME	0- 1	2- 6	2- 5				
0- 10	0- 0	0- 0	AWAY	0- 1	0- 9	0- 8				
0- 0	0- 0	0- 0	NEUTRAL	0- 0	0- 0	0- 0				

RPI S	Opponent	Score	RPI S	Opponent	Score	RPI S	Opponent	Score	RPI S	Opponent	Score	Team's RPI: 338
						66	A Virginia Tech	39 93	110	A Old Dominion	48 69	
						77	A Radford	52 81	113	A High Point	47 70	
						77	H Radford	34 68	113	H High Point	54 65	
						92	A VCU	55 84	126	A UNCW	33 35	
									179	A Campbell	49 54	
									179	H Campbell	60 66	
									184	A UNC Asheville	55 80	
									184	H UNC Asheville	57 68	
									194	N East Carolina	52 61	
									199	H Saint Francis (PA)	88 91	
									201	H Eastern Mich.	45 64	
									203	A Hampton	40 66	
									203	H Hampton	70 86	
									205	H UMES	83 71	
									245	A Gardner-Webb	78 80	
									245	H Gardner-Webb	85 79	
									251	A Norfolk St.	42 74	
									258	H Wofford	72 101	
									280	A Charleston So.	67 79	
									280	H Charleston So.	74 81	
									306	A Winthrop	69 77	
									315	A Presbyterian	66 81	
									315	H Presbyterian	60 64	
									318	H Wagner	60 86	
									341	A USC Upstate	67 72	
									341	H USC Upstate	80 58	
LAST 12 Division I GAMES:												
			179	A Campbell	49 54		184	H UNC Asheville	57 68			
			110	A Old Dominion	48 69		77	A Radford	52 81			
			280	A Charleston So.	67 79		341	H USC Upstate	80 58			
			315	H Presbyterian	60 64		245	A Gardner-Webb	78 80			
			113	A High Point	47 70		113	H High Point	54 65			
			203	H Hampton	70 86		245	H Gardner-Webb	85 79			

Non-Div I Games:

Longwood

■ Loss, 
■ Non-Conf, 
■ S Site, 
■ H Home 
■ A Away 
N Neutral



## Louisiana

Through Games Of April 7, 2019

Average RPI Win:	244	WON-LOST	WINNING	LAST 10	STRENGTH OF	OPP. STRENGTH	TEAM	ADJ.	CONF.	ADJ CONF.
Average RPI Loss:	139	RECORD	PCT. RANK	GAMES	SCHEDULE	OF SCHEDULE	RPI	RPI	RPI	RPI
DIV. I ONLY	7- 22	303	0- 1	135	158	269	269	12	12	
DIV. I NON-CONF.	2- 8	293	0- 0	128	207	261	261	13	13	
TOTALS	RPI 1-25	RPI 26-50	W-L RECORDS	RPI 51-100	RPI 101-999	RPI 150+				
7- 22	0- 1	0- 0	OVERALL	0- 9	7- 12	5- 10				
5- 8	0- 0	0- 0	HOME	0- 4	5- 4	3- 4				
2- 13	0- 1	0- 0	AWAY	0- 5	2- 7	2- 5				
0- 1	0- 0	0- 0	NEUTRAL	0- 0	0- 1	0- 1				
2- 8	0- 1	0- 0	NON-CONFERENCE	0- 3	2- 4	2- 4				
1- 3	0- 0	0- 0	HOME	0- 2	1- 1	1- 1				
1- 4	0- 1	0- 0	AWAY	0- 1	1- 2	1- 2				
0- 1	0- 0	0- 0	NEUTRAL	0- 0	0- 1	0- 1				
5- 14	0- 0	0- 0	CONFERENCE	0- 6	5- 8	3- 6				
4- 5	0- 0	0- 0	HOME	0- 2	4- 3	2- 3				
1- 9	0- 0	0- 0	AWAY	0- 4	1- 5	1- 3				
0- 0	0- 0	0- 0	NEUTRAL	0- 0	0- 0	0- 0				

RPI 1-25				RPI 26-50				RPI 51-100				RPI 101+ Team's RPI: 269			
RPI	S	Opponent	Score	RPI	S	Opponent	Score	RPI	S	Opponent	Score	RPI	S	Opponent	Score
8	A	Mississippi St.	36 104					56	A	Auburn	59 71	118	A	Appalachian St.	69 83
								61	A	Little Rock	48 62	118	H	Appalachian St.	73 55
								61	H	Little Rock	49 62	145	A	Georgia St.	71 74
								72	H	UT Arlington	61 76	145	H	Georgia St.	57 54
								78	H	Lamar University	77 79	163	H	Texas St.	65 71
								89	A	South Alabama	61 73	182	A	Coastal Caro.	62 67
								89	A	South Alabama	60 83	182	H	Coastal Caro.	58 76
								93	H	LSU	54 76	186	H	Sam Houston St.	62 68
								100	A	Troy	64 90	196	A	Arkansas St.	75 87
												196	H	Arkansas St.	73 75
												218	A	UTRGV	60 75
												237	A	Ole Miss	57 79
												239	N	A&M-Corpus Christi	63 64
												244	H	Jackson St.	68 61
												285	A	Ga. Southern	71 79
												285	H	Ga. Southern	59 48
												300	A	La.-Monroe	55 52
												300	H	La.-Monroe	52 45
												314	A	McNeese	70 59
LAST 12 Division I GAMES:															
				89	A	South Alabama	61 73					300	A	La.-Monroe	55 52
				196	H	Arkansas St.	73 75					145	A	Georgia St.	71 74
				61	H	Little Rock	49 62					285	A	Ga. Southern	71 79
				118	A	Appalachian St.	69 83					182	H	Coastal Caro.	58 76
				182	A	Coastal Caro.	62 67					118	H	Appalachian St.	73 55
				163	H	Texas St.	65 71					72	H	UT Arlington	61 76

Non-Div I Games: Dillard

69 72

Louisiana

■ Loss, 
 ■ Non-Conf, 
 ■ S Site, 
 ■ Home 
 ■ A Away 
 N Neutral



Average RPI Win:	220	WON-LOST	WINNING	LAST 10	STRENGTH OF	OPP. STRENGTH	TEAM	ADJ.	CONF.	ADJ CONF.
Average RPI Loss:	123	RECORD	PCT. RANK	GAMES	SCHEDULE	OF SCHEDULE	RPI	RPI	RPI	RPI
DIV. I ONLY	13- 16	207	0- 1	142	124	173	173	13	13	
DIV. I NON-CONF.	7- 5	128	0- 0	262	123	155	155	16	16	
TOTALS	RPI 1-25	RPI 26-50	W-L RECORDS	RPI 51-100	RPI 101-999	RPI 150+				
13- 16	0- 1	0- 3	OVERALL	1- 4	12- 8	10- 6				
7- 5	0- 0	0- 1	HOME	0- 2	7- 2	5- 1				
5- 9	0- 1	0- 1	AWAY	1- 2	4- 5	4- 5				
1- 2	0- 0	0- 1	NEUTRAL	0- 0	1- 1	1- 0				
7- 5	0- 1	0- 1	NON-CONFERENCE	0- 1	7- 2	6- 2				
3- 1	0- 0	0- 0	HOME	0- 1	3- 0	2- 0				
3- 3	0- 1	0- 0	AWAY	0- 0	3- 2	3- 2				
1- 1	0- 0	0- 1	NEUTRAL	0- 0	1- 0	1- 0				
6- 11	0- 0	0- 2	CONFERENCE	1- 3	5- 6	4- 4				
4- 4	0- 0	0- 1	HOME	0- 1	4- 2	3- 1				
2- 6	0- 0	0- 1	AWAY	1- 2	1- 3	1- 3				
0- 1	0- 0	0- 0	NEUTRAL	0- 0	0- 1	0- 0				

RPI 1-25			RPI 26-50			RPI 51-100			RPI 101+			Team's RPI: 173
RPI	S	Opponent	Score	RPI	S	Opponent	Score	RPI	S	Opponent	Score	
16	A	Arizona St.	44 80	30	A	Rice	42 78	60	A	Middle Tenn.	38 75	108 H Charlotte 88 51
				30	H	Rice	51 61	61	H	Little Rock	58 69	108 N Charlotte 46 55
				40	N	Missouri St.	70 82	79	A	Western Ky.	76 81	110 H Old Dominion 59 70
								91	A	UAB	73 68	117 H Houston 100 88
								91	H	UAB	69 95	159 N Alabama 79 62
												160 H North Texas 54 65
												196 A Arkansas St. 80 70
												197 A Southern Miss. 70 74
												197 H Southern Miss. 106 85
												202 A Marshall 88 90
												230 A Memphis 66 50
												231 A UMKC 70 80
												237 H Ole Miss 80 71
												256 A Wichita St. 56 70
												257 A UTEP 74 64
												302 A UTSA 68 70
												307 H Fla. Atlantic 86 55
												314 A McNeese 89 48
												319 H FIU 90 72
												323 H Southeastern La. 72 53
LAST 12 Division I GAMES:												
				108	N	Charlotte	46 55	257	A	UTEP	74 64	
				159	N	Alabama	79 62	197	H	Southern Miss.	106 85	
				91	H	UAB	69 95	319	H	FIU	90 72	
				30	A	Rice	42 78	307	H	Fla. Atlantic	86 55	
				197	A	Southern Miss.	70 74	79	A	Western Ky.	76 81	
				302	A	UTSA	68 70	202	A	Marshall	88 90	

Non-Div I Games: LSU-Alexandria 112 70

Louisiana Tech

■ Loss, 
■ Non-Conf, 
■ S Site, 
■ H Home 
■ A Away 
N Neutral



## Louisville

Through Games Of April 7, 2019

Average RPI Win:	83	WON-LOST	WINNING	LAST 10	STRENGTH OF	OPP. STRENGTH	TEAM	ADJ.	CONF.	ADJ CONF.
Average RPI Loss:	9	RECORD	PCT. RANK	GAMES	SCHEDULE	OF SCHEDULE	RPI	RPI	RPI	RPI
DIV. I ONLY	32- 4	5	0- 1	6	5	5	5	1	1	
DIV. I NON-CONF.	16- 1	2	0- 1	13	32	5	5	2	2	
TOTALS	RPI 1-25	RPI 26-50	W-L RECORDS	RPI 51-100	RPI 101-999	RPI 150+				
32- 4	8- 4	6- 0	OVERALL	6- 0	12- 0	4- 0				
16- 1	4- 1	2- 0	HOME	3- 0	7- 0	3- 0				
11- 1	1- 1	3- 0	AWAY	3- 0	4- 0	1- 0				
5- 2	3- 2	1- 0	NEUTRAL	0- 0	1- 0	0- 0				
16- 1	4- 1	3- 0	NON-CONFERENCE	3- 0	6- 0	4- 0				
9- 0	2- 0	1- 0	HOME	2- 0	4- 0	3- 0				
4- 0	0- 0	2- 0	AWAY	1- 0	1- 0	1- 0				
3- 1	2- 1	0- 0	NEUTRAL	0- 0	1- 0	0- 0				
16- 3	4- 3	3- 0	CONFERENCE	3- 0	6- 0	0- 0				
7- 1	2- 1	1- 0	HOME	1- 0	3- 0	0- 0				
7- 1	1- 1	1- 0	AWAY	2- 0	3- 0	0- 0				
2- 1	1- 1	1- 0	NEUTRAL	0- 0	0- 0	0- 0				

RPI	S	Opponent	Score	RPI	S	Opponent	Score	RPI	S	Opponent	Score	RPI	S	Opponent	Score
2	A	Notre Dame	68 82	35	A	Central Mich.	72 68	59	H	Miami (OH)	95 73	102	A	Virginia	71 49
2	N	Notre Dame	79 99	39	A	Boise St.	74 55	66	A	Virginia Tech	72 63	102	H	Virginia	91 43
6	H	UConn	78 69	42	H	Michigan	71 50	73	H	Georgia Tech	61 44	107	N	Hartford	86 69
6	N	UConn	73 80	45	A	Clemson	76 44	79	A	Western Ky.	102 80	112	H	UT Martin	102 62
9	H	NC State	92 62	45	N	Clemson	75 67	82	A	Duke	73 51	128	A	Pittsburgh	67 40
9	N	NC State	78 68	46	H	North Carolina	73 66	94	H	Nebraska	85 68	128	H	Pittsburgh	70 42
11	H	Syracuse	76 51									134	H	Boston College	87 51
16	N	Arizona St.	58 56									149	A	Wake Forest	73 49
19	N	Oregon St.	61 44									162	H	Robert Morris	69 34
21	A	Florida St.	68 49									175	A	Chattanooga	75 49
22	H	Kentucky	80 75									249	H	Northern Ky.	92 59
25	H	Miami (FL)	73 79									303	H	Tennessee St.	107 52
LAST 12 Division I GAMES:															
		6 N UConn	73 80			9 N NC State	78 68								
		19 N Oregon St.	61 44			128 A Pittsburgh	67 40								
		42 H Michigan	71 50			9 H NC State	92 62								
		162 H Robert Morris	69 34			134 H Boston College	87 51								
		45 N Clemson	75 67			102 A Virginia	71 49								
		2 N Notre Dame	79 99			25 H Miami (FL)	73 79								

Non-Div I Games:

Louisville

■ Loss, 
 ■ Non-Conf, 
 ■ S Site, 
 ■ H Home 
 ■ A Away 
 N Neutral



Average RPI Win:	292	WON-LOST	WINNING	LAST 10	STRENGTH OF	OPP. STRENGTH	TEAM	ADJ.	CONF.	ADJ CONF.
Average RPI Loss:	117	RECORD	PCT. RANK	GAMES	SCHEDULE	OF SCHEDULE	RPI	RPI	RPI	RPI
DIV. I ONLY	13- 18	217	1- 1	278	188	253	253	14	14	
DIV. I NON-CONF.	6- 5	140	0- 0	341	285	276	276	15	15	
TOTALS	RPI 1-25	RPI 26-50	W-L RECORDS	RPI 51-100	RPI 101-999	RPI 150+				
13- 18	0- 3	0- 3	OVERALL	0- 3	13- 9	12- 7				
8- 7	0- 2	0- 1	HOME	0- 1	8- 3	7- 3				
4- 10	0- 1	0- 1	AWAY	0- 2	4- 6	4- 4				
1- 1	0- 0	0- 1	NEUTRAL	0- 0	1- 0	1- 0				
6- 5	0- 1	0- 0	NON-CONFERENCE	0- 1	6- 3	6- 2				
4- 2	0- 1	0- 0	HOME	0- 0	4- 1	4- 1				
2- 3	0- 0	0- 0	AWAY	0- 1	2- 2	2- 1				
0- 0	0- 0	0- 0	NEUTRAL	0- 0	0- 0	0- 0				
7- 13	0- 2	0- 3	CONFERENCE	0- 2	7- 6	6- 5				
4- 5	0- 1	0- 1	HOME	0- 1	4- 2	3- 2				
2- 7	0- 1	0- 1	AWAY	0- 1	2- 4	2- 3				
1- 1	0- 0	0- 1	NEUTRAL	0- 0	1- 0	1- 0				

RPI 1-25				RPI 26-50				RPI 51-100				RPI 101+ Team's RPI: 253			
RPI	S	Opponent	Score	RPI	S	Opponent	Score	RPI	S	Opponent	Score	RPI	S	Opponent	Score
23	H	DePaul	76 102	40	A	Missouri St.	49 84	90	A	Purdue	41 65	123	A	Youngstown St.	63 74
24	A	Drake	60 69	40	H	Missouri St.	58 85	96	A	UNI	52 64	135	A	Illinois St.	52 65
24	H	Drake	55 83	40	N	Missouri St.	50 59	96	H	UNI	65 71	135	H	Illinois St.	62 59
												155	A	Bradley	59 71
												155	H	Bradley	56 69
												156	A	Southern Ill.	63 74
												156	H	Southern Ill.	41 64
												223	A	Bowling Green	74 88
												231	H	UMKC	74 88
												235	H	SIUE	56 43
												247	A	Indiana St.	44 36
												247	H	Indiana St.	56 54
												274	A	Western Mich.	64 53
												304	A	Valparaiso	74 81
												304	H	Valparaiso	80 54
												331	A	Evansville	71 51
												331	H	Evansville	61 56
												331	N	Evansville	90 80
												334	H	Purdue Fort Wayne	81 67
												337	H	Detroit Mercy	52 43
												340	A	UIC	75 60
												348	H	Chicago St.	76 40
LAST 12 Division I GAMES:															
				40	N	Missouri St.	50 59	156	H	Southern Ill.	41 64				
				331	N	Evansville	90 80	331	A	Evansville	71 51				
				304	A	Valparaiso	74 81	247	A	Indiana St.	44 36				
				155	A	Bradley	59 71	24	H	Drake	55 83				
				135	A	Illinois St.	52 65	96	H	UNI	65 71				
				40	H	Missouri St.	58 85	155	H	Bradley	56 69				

Non-Div I Games:

Loyola Chicago



## Loyola Maryland

Through Games Of April 7, 2019

Average RPI Win:	263	WON-LOST	WINNING	LAST 10	STRENGTH OF	OPP. STRENGTH	TEAM	ADJ.	CONF.	ADJ CONF.
Average RPI Loss:	155	RECORD	PCT. RANK	GAMES	SCHEDULE	OF SCHEDULE	RPI	RPI	RPI	RPI
DIV. I ONLY	7- 24	307	1- 1	130	238	265	265	18	18	
DIV. I NON-CONF.	1- 10	329	0- 0	145	243	291	291	21	21	
TOTALS	RPI 1-25	RPI 26-50	W-L RECORDS	RPI 51-100	RPI 101-999	RPI 150+				
7- 24	0- 1	0- 3	OVERALL	0- 3	7- 17	7- 13				
3- 10	0- 0	0- 1	HOME	0- 1	3- 8	3- 7				
4- 13	0- 1	0- 2	AWAY	0- 2	4- 8	4- 6				
0- 1	0- 0	0- 0	NEUTRAL	0- 0	0- 1	0- 0				
1- 10	0- 1	0- 0	NON-CONFERENCE	0- 1	1- 8	1- 6				
0- 3	0- 0	0- 0	HOME	0- 0	0- 3	0- 3				
1- 6	0- 1	0- 0	AWAY	0- 1	1- 4	1- 3				
0- 1	0- 0	0- 0	NEUTRAL	0- 0	0- 1	0- 0				
6- 14	0- 0	0- 3	CONFERENCE	0- 2	6- 9	6- 7				
3- 7	0- 0	0- 1	HOME	0- 1	3- 5	3- 4				
3- 7	0- 0	0- 2	AWAY	0- 1	3- 4	3- 3				
0- 0	0- 0	0- 0	NEUTRAL	0- 0	0- 0	0- 0				

RPI 1-25				RPI 26-50				RPI 51-100				RPI 101+ Team's RPI: 265			
RPI	S	Opponent	Score	RPI	S	Opponent	Score	RPI	S	Opponent	Score	RPI	S	Opponent	Score
14	A	Maryland	48 83	43	A	Bucknell	55 87	54	A	Georgetown	30 45	105	A	Towson	57 62
				43	A	Bucknell	63 88	75	A	American	38 82	130	A	Lehigh	42 51
				43	H	Bucknell	57 75	75	H	American	56 67	130	H	Lehigh	46 65
												134	N	Boston College	47 73
												164	H	William & Mary	49 65
												176	A	Holy Cross	60 78
												176	H	Holy Cross	48 58
												178	A	Boston U.	59 55
												178	H	Boston U.	62 64
												212	A	Dartmouth	41 54
												215	A	Monmouth	75 67
												220	H	Mt. St. Mary's	67 77
												226	A	George Mason	38 70
												238	A	Saint Joseph's	46 49
												248	H	St. Francis Brooklyn	70 75
												250	A	Colgate	64 73
												250	H	Colgate	47 58
												259	A	Navy	55 50
												259	H	Navy	58 45
												259	H	Navy	46 58
												288	A	Army West Point	57 69
												288	H	Army West Point	70 51
												322	A	Lafayette	55 52
												322	H	Lafayette	62 50
LAST 12 Division I GAMES:															
259	H	Navy	58 45	250	H	Colgate	47 58								
43	A	Bucknell	63 88	43	A	Bucknell	55 87								
238	A	Saint Joseph's	46 49	322	A	Lafayette	55 52								
178	A	Boston U.	59 55	75	H	American	56 67								
259	A	Navy	55 50	176	H	Holy Cross	48 58								
130	H	Lehigh	46 65	288	H	Army West Point	70 51								

Non-Div I Games:

Loyola Maryland

■ Loss, 
 ■ Non-Conf, S Site, 
 ■ Home 
 ■ Away 
 N Neutral



Average RPI Win:	170	WON-LOST	WINNING	LAST 10	STRENGTH OF	OPP. STRENGTH	TEAM	ADJ.	CONF.	ADJ CONF.
Average RPI Loss:	91	RECORD	PCT. RANK	GAMES	SCHEDULE	OF SCHEDULE	RPI	RPI	RPI	RPI
DIV. I ONLY	18- 15	143	0- 1	77	94	111	111	7	7	
DIV. I NON-CONF.	7- 6	143	0- 1	73	154	121	121	7	7	
TOTALS	RPI 1-25	RPI 26-50	W-L RECORDS	RPI 51-100	RPI 101-999	RPI 150+				
18- 15	0- 2	2- 3	OVERALL	4- 6	12- 4	12- 4				
9- 6	0- 1	2- 0	HOME	2- 3	5- 2	5- 2				
8- 5	0- 1	0- 1	AWAY	2- 2	6- 1	6- 1				
1- 4	0- 0	0- 2	NEUTRAL	0- 1	1- 1	1- 1				
7- 6	0- 0	1- 2	NON-CONFERENCE	2- 1	4- 3	4- 3				
4- 2	0- 0	1- 0	HOME	1- 1	2- 1	2- 1				
3- 1	0- 0	0- 0	AWAY	1- 0	2- 1	2- 1				
0- 3	0- 0	0- 2	NEUTRAL	0- 0	0- 1	0- 1				
11- 9	0- 2	1- 1	CONFERENCE	2- 5	8- 1	8- 1				
5- 4	0- 1	1- 0	HOME	1- 2	3- 1	3- 1				
5- 4	0- 1	0- 1	AWAY	1- 2	4- 0	4- 0				
1- 1	0- 0	0- 0	NEUTRAL	0- 1	1- 0	1- 0				

RPI 1-25				RPI 26-50				RPI 51-100				RPI 101+ Team's RPI: 111			
RPI	S	Opponent	Score	RPI	S	Opponent	Score	RPI	S	Opponent	Score	RPI	S	Opponent	Score
13	A	Gonzaga	58 68	27	A	BYU	44 55	52	A	Arizona	66 64	151	A	CSUN	72 53
13	H	Gonzaga	53 78	27	H	BYU	61 58	63	A	Saint Mary's (CA)	62 86	153	A	Denver	75 104
				28	H	UCLA	69 63	63	H	Saint Mary's (CA)	69 56	162	H	Robert Morris	61 53
				41	N	Indiana	43 67	63	N	Saint Mary's (CA)	38 70	164	A	Santa Clara	69 60
				48	N	South Dakota	40 67	71	H	UC Davis	60 53	164	H	Santa Clara	75 83
								80	H	Idaho	64 79	192	A	Portland	70 54
								85	A	Pepperdine	86 95	192	H	Portland	76 58
								85	H	Pepperdine	55 73	206	N	Grambling	61 62
								97	A	Pacific	72 67	221	H	Northern Ariz.	62 63
								97	H	Pacific	75 81	252	A	San Francisco	73 66
												252	H	San Francisco	66 58
												252	N	San Francisco	66 45
												271	H	Long Beach St.	71 62
												272	A	San Diego	69 52
												272	H	San Diego	83 57
												291	A	UC Santa Barbara	70 57
LAST 12 Division I GAMES:															
				80	H	Idaho	64 79	97	H	Pacific	75 81				
				252	N	San Francisco	66 45	63	H	Saint Mary's (CA)	69 56				
				63	N	Saint Mary's (CA)	38 70	85	H	Pepperdine	55 73				
				162	H	Robert Morris	61 53	252	A	San Francisco	73 66				
				13	A	Gonzaga	58 68	164	A	Santa Clara	69 60				
				192	A	Portland	70 54	272	H	San Diego	83 57				

Non-Div I Games:

Loyola Marymount

■ Loss, 
 ■ Non-Conf, 
 ■ S Site, 
 ■ Home 
 ■ A Away 
 N Neutral



## Maine

Through Games Of April 7, 2019

Average RPI Win:	223	WON-LOST	WINNING	LAST 10	STRENGTH OF	OPP. STRENGTH	TEAM	ADJ.	CONF.	ADJ CONF.
Average RPI Loss:	82	RECORD	PCT. RANK	GAMES	SCHEDULE	OF SCHEDULE	RPI	RPI	RPI	RPI
DIV. I ONLY	25- 8	37	0- 1	140	203	57	57	23	23	
DIV. I NON-CONF.	7- 7	152	0- 1	34	65	57	57	25	25	
TOTALS	RPI 1-25	RPI 26-50	W-L RECORDS	RPI 51-100	RPI 101-999	RPI 150+				
25- 8	0- 2	1- 0	OVERALL	3- 3	21- 3	17- 1				
13- 1	0- 0	0- 0	HOME	1- 1	12- 0	9- 0				
10- 6	0- 2	1- 0	AWAY	1- 2	8- 2	7- 0				
2- 1	0- 0	0- 0	NEUTRAL	1- 0	1- 1	1- 1				
7- 7	0- 2	1- 0	NON-CONFERENCE	3- 3	3- 2	3- 1				
2- 1	0- 0	0- 0	HOME	1- 1	1- 0	1- 0				
3- 5	0- 2	1- 0	AWAY	1- 2	1- 1	1- 0				
2- 1	0- 0	0- 0	NEUTRAL	1- 0	1- 1	1- 1				
18- 1	0- 0	0- 0	CONFERENCE	0- 0	18- 1	14- 0				
11- 0	0- 0	0- 0	HOME	0- 0	11- 0	8- 0				
7- 1	0- 0	0- 0	AWAY	0- 0	7- 1	6- 0				
0- 0	0- 0	0- 0	NEUTRAL	0- 0	0- 0	0- 0				

RPI 1-25				RPI 26-50				RPI 51-100 Team's RPI: 57				RPI 101+			
RPI	S	Opponent	Score	RPI	S	Opponent	Score	RPI	S	Opponent	Score	RPI	S	Opponent	Score
9	A	NC State	51 63	46	A	North Carolina	85 73	58	N	Penn	47 46	101	A	Northeastern	55 63
9	A	NC State	46 84					82	H	Duke	63 66	107	A	Hartford	46 49
								87	A	Fordham	64 72	107	H	Hartford	68 48
								88	A	Green Bay	39 70	107	H	Hartford	78 58
								98	A	Harvard	67 60	140	A	Stony Brook	68 54
								99	H	Toledo	73 59	140	H	Stony Brook	71 61
												175	N	Chattanooga	61 66
												198	N	N.C. A&T	58 52
												236	A	Albany (NY)	67 61
												236	H	Albany (NY)	76 65
												236	H	Albany (NY)	66 51
												255	A	Binghamton	67 60
												255	H	Binghamton	95 66
												279	A	Vermont	63 51
												279	H	Vermont	66 45
												284	H	Brown	102 96
												293	A	Bryant	74 57
												305	A	UMBC	58 45
												305	H	UMBC	84 44
												320	A	New Hampshire	69 45
												320	H	New Hampshire	67 46
												320	H	New Hampshire	69 36
												327	A	UMass Lowell	60 41
												327	H	UMass Lowell	79 45
LAST 12 Division I GAMES:															
9	A	NC State	51 63	327	A	UMass Lowell	60 41								
107	H	Hartford	68 48	140	H	Stony Brook	71 61								
320	H	New Hampshire	69 36	236	A	Albany (NY)	67 61								
236	H	Albany (NY)	66 51	107	H	Hartford	78 58								
175	N	Chattanooga	61 66	305	A	UMBC	58 45								
255	A	Binghamton	67 60	279	H	Vermont	66 45								

Non-Div I Games:

Maine

■ Loss, 
 ■ Non-Conf, 
 ■ S Site, 
 ■ Home 
 ■ A Away 
 N Neutral



Average RPI Win:	291	WON-LOST	WINNING	LAST 10	STRENGTH OF	OPP. STRENGTH	TEAM	ADJ.	CONF.	ADJ CONF.
Average RPI Loss:	177	RECORD	PCT. RANK	GAMES	SCHEDULE	OF SCHEDULE	RPI	RPI	RPI	RPI
DIV. I ONLY	12- 19	236	1- 0	239	329	267	267	26	26	
DIV. I NON-CONF.	2- 9	296	0- 0	168	346	319	319	27	27	
TOTALS	RPI 1-25	RPI 26-50	W-L RECORDS	RPI 51-100	RPI 101-999	RPI 150+				
12- 19	0- 0	0- 2	OVERALL	0- 3	12- 14	11- 11				
7- 9	0- 0	0- 1	HOME	0- 2	7- 6	7- 4				
4- 9	0- 0	0- 1	AWAY	0- 1	4- 7	3- 7				
1- 1	0- 0	0- 0	NEUTRAL	0- 0	1- 1	1- 0				
2- 9	0- 0	0- 0	NON-CONFERENCE	0- 3	2- 6	2- 5				
2- 5	0- 0	0- 0	HOME	0- 2	2- 3	2- 2				
0- 4	0- 0	0- 0	AWAY	0- 1	0- 3	0- 3				
0- 0	0- 0	0- 0	NEUTRAL	0- 0	0- 0	0- 0				
10- 10	0- 0	0- 2	CONFERENCE	0- 0	10- 8	9- 6				
5- 4	0- 0	0- 1	HOME	0- 0	5- 3	5- 2				
4- 5	0- 0	0- 1	AWAY	0- 0	4- 4	3- 4				
1- 1	0- 0	0- 0	NEUTRAL	0- 0	1- 1	1- 0				

RPI S	Opponent	Score	RPI S	Opponent	Score	RPI S	Opponent	Score	RPI S	Opponent	Score	Team's RPI: 267
44	A Quinnipiac	42 59	44	H Quinnipiac	39 64	64	H Wright St.	44 60	121	A Marist	69 51	
						70	H Drexel	39 53	121	H Marist	51 62	
						87	A Fordham	61 65	121	N Marist	51 65	
									140	H Stony Brook	48 79	
									167	A Rider	60 57	
									167	H Rider	63 73	
									176	A Holy Cross	53 61	
									193	H Sacred Heart	46 74	
									215	A Monmouth	63 71	
									236	A Albany (NY)	54 60	
									248	A St. Francis Brooklyn	65 73	
									270	A Niagara	51 61	
									270	H Niagara	54 58	
									277	A Siena	56 62	
									277	H Siena	52 48	
									283	H Fairfield	47 41	
									286	A Canisius	44 47	
									286	H Canisius	53 33	
									322	H Lafayette	60 49	
									324	A Iona	54 52	
									324	H Iona	55 33	
									337	H Detroit Mercy	56 58	
									347	A Saint Peter's	62 44	
									347	H Saint Peter's	62 46	
									347	N Saint Peter's	62 41	
									351	H LIU Brooklyn	61 46	
LAST 12 Division I GAMES:												
347	N Saint Peter's	62 41	167	A Rider	60 57							
121	N Marist	51 65	44	H Quinnipiac	39 64							
286	H Canisius	53 33	215	A Monmouth	63 71							
44	A Quinnipiac	42 59	347	A Saint Peter's	62 44							
347	H Saint Peter's	62 46	121	H Marist	51 62							
324	A Iona	54 52	277	H Siena	52 48							

Non-Div I Games:

Manhattan

■ Loss, 
 ■ Non-Conf, 
 ■ S Site, 
 ■ Home 
 ■ A Away 
 N Neutral



Average RPI Win:	246	WON-LOST	WINNING	LAST 10	STRENGTH OF	OPP. STRENGTH	TEAM	ADJ.	CONF.	ADJ CONF.
Average RPI Loss:	114	RECORD	PCT. RANK	GAMES	SCHEDULE	OF SCHEDULE	RPI	RPI	RPI	RPI
DIV. I ONLY	23- 10	58	2- 1	213	248	121	121	26	26	
DIV. I NON-CONF.	8- 4	87	0- 0	202	172	110	110	27	27	
TOTALS	RPI 1-25	RPI 26-50	W-L RECORDS	RPI 51-100	RPI 101-999	RPI 150+				
23- 10	0- 0	0- 4	OVERALL	0- 2	23- 4	22- 4				
9- 4	0- 0	0- 1	HOME	0- 0	9- 3	8- 3				
10- 4	0- 0	0- 2	AWAY	0- 1	10- 1	10- 1				
4- 2	0- 0	0- 1	NEUTRAL	0- 1	4- 0	4- 0				
8- 4	0- 0	0- 1	NON-CONFERENCE	0- 2	8- 1	7- 1				
3- 1	0- 0	0- 0	HOME	0- 0	3- 1	2- 1				
3- 2	0- 0	0- 1	AWAY	0- 1	3- 0	3- 0				
2- 1	0- 0	0- 0	NEUTRAL	0- 1	2- 0	2- 0				
15- 6	0- 0	0- 3	CONFERENCE	0- 0	15- 3	15- 3				
6- 3	0- 0	0- 1	HOME	0- 0	6- 2	6- 2				
7- 2	0- 0	0- 1	AWAY	0- 0	7- 1	7- 1				
2- 1	0- 0	0- 1	NEUTRAL	0- 0	2- 0	2- 0				

RPI S	Opponent	Score	RPI S	Opponent	Score	RPI S	Opponent	Score	RPI S	Opponent	Score	Team's RPI: 121
44	A Quinnipiac	66 78	44	H Quinnipiac	69 76	64	N Wright St.	60 76	101	H Northeastern	90 84	
44	N Quinnipiac	51 81	44	A Princeton	57 60	82	A Duke	56 64	166	H Temple	74 68	
50									167	A Rider	64 70	
									167	H Rider	58 68	
									167	N Rider	62 52	
									178	H Boston U.	68 57	
									209	H Massachusetts	55 70	
									213	N Stetson	76 69	
									215	A Monmouth	69 45	
									215	H Monmouth	69 45	
									233	N Hofstra	71 57	
									236	A Albany (NY)	74 56	
									240	A Elon	61 57	
									259	A Navy	72 48	
									267	A Manhattan	62 51	
									267	H Manhattan	51 69	
									267	N Manhattan	65 51	
									270	A Niagara	87 58	
									270	H Niagara	82 69	
									277	A Siena	73 58	
									277	H Siena	88 59	
									283	A Fairfield	56 46	
									283	H Fairfield	85 44	
									286	A Canisius	71 66	
									286	H Canisius	66 50	
									324	H Iona	76 36	
LAST 12 Division I GAMES:												
267	N	Manhattan	65	51	283	H	Fairfield	85	44			
167	N	Rider	62	52	286	H	Canisius	66	50			
44	N	Quinnipiac	51	81	167	A	Rider	64	70			
270	H	Niagara	82	69	267	A	Manhattan	62	51			
215	A	Monmouth	69	45	277	A	Siena	73	58			
44	A	Quinnipiac	66	78	167	H	Rider	58	68			

Non-Div I Games:

Marist

■ Loss, 
 ■ Non-Conf, 
 ■ S Site, 
 ■ H Home 
 ■ A Away 
 N Neutral



M  
a  
r  
i  
s  
t

RPI S Opponent Marist Score

Through Games Of April 7, 2019

RPI	S	Opponent	Score
347	A	Saint Peter's	62 42

M  
a  
r  
i  
s  
t

Marist



Average RPI Win:	109	WON-LOST	WINNING	LAST 10	STRENGTH OF	OPP. STRENGTH	TEAM	ADJ.	CONF.	ADJ CONF.
Average RPI Loss:	44	RECORD	PCT. RANK	GAMES	SCHEDULE	OF SCHEDULE	RPI	RPI	RPI	RPI
DIV. I ONLY	27- 8	31	0- 1	15	46	10	10	6	6	
DIV. I NON-CONF.	10- 4	66	0- 1	16	33	15	15	4	4	
TOTALS	RPI 1-25	RPI 26-50	W-L RECORDS	RPI 51-100	RPI 101-999	RPI 150+				
27- 8	3- 5	2- 0	OVERALL	10- 2	12- 1	5- 0				
15- 2	2- 1	1- 0	HOME	5- 1	7- 0	3- 0				
9- 6	1- 4	0- 0	AWAY	4- 1	4- 1	2- 0				
3- 0	0- 0	1- 0	NEUTRAL	1- 0	1- 0	0- 0				
10- 4	1- 4	2- 0	NON-CONFERENCE	3- 0	4- 0	3- 0				
7- 1	1- 1	1- 0	HOME	2- 0	3- 0	2- 0				
2- 3	0- 3	0- 0	AWAY	1- 0	1- 0	1- 0				
1- 0	0- 0	1- 0	NEUTRAL	0- 0	0- 0	0- 0				
17- 4	2- 1	0- 0	CONFERENCE	7- 2	8- 1	2- 0				
8- 1	1- 0	0- 0	HOME	3- 1	4- 0	1- 0				
7- 3	1- 1	0- 0	AWAY	3- 1	3- 1	1- 0				
2- 0	0- 0	0- 0	NEUTRAL	1- 0	1- 0	0- 0				

RPI	S	Opponent	Score	RPI	S	Opponent	Score	RPI	S	Opponent	Score	RPI	S	Opponent	Score
2	H	Notre Dame	63 87	30	N	Rice	58 54	54	A	Georgetown	72 62	116	A	Providence	80 57
8	A	Mississippi St.	82 87	42	H	Michigan	85 74	54	H	Georgetown	59 52	116	H	Providence	85 46
15	A	Texas A&M	76 78					54	N	Georgetown	75 62	119	A	St. John's (NY)	74 81
20	H	South Dakota St.	91 52					55	A	Villanova	91 55	119	H	St. John's (NY)	83 73
23	A	DePaul	93 87					55	H	Villanova	93 55	119	N	St. John's (NY)	88 57
23	A	DePaul	73 74					67	A	Butler	87 58	139	A	Seton Hall	109 63
23	H	DePaul	96 63					67	H	Butler	57 61	139	H	Seton Hall	96 60
25	A	Miami (FL)	55 63					74	A	Northwestern	76 57	150	H	Montana St.	100 52
								88	H	Green Bay	80 54	204	A	Milwaukee	83 74
								95	A	Creighton	65 71	211	A	Xavier	90 44
								95	H	Creighton	85 67	211	H	Xavier	79 53
								96	H	UNI	102 61	255	H	Binghamton	93 40
												340	H	UIC	96 32
LAST 12 Division I GAMES:															
15	A	Texas A&M	76 78	25	A	Miami (FL)	55 63	116	A	Providence	80 57	95	A	Creighton	65 71
30	N	Rice	58 54	211	H	Xavier	79 53	67	H	Butler	57 61	139	A	Seton Hall	109 63
119	N	St. John's (NY)	88 57												
23	A	DePaul	73 74												
54	N	Georgetown	75 62												
96	H	UNI	102 61												

Non-Div I Games:

Marquette

■ Loss, 
 ■ Non-Conf, S Site, 
 ■ Home 
 ■ Away 
 N Neutral



Average RPI Win:	241	WON-LOST	WINNING	LAST 10	STRENGTH OF	OPP. STRENGTH	TEAM	ADJ.	CONF.	ADJ CONF.
Average RPI Loss:	136	RECORD	PCT. RANK	GAMES	SCHEDULE	OF SCHEDULE	RPI	RPI	RPI	RPI
DIV. I ONLY	16- 15	157	0- 1	297	136	202	202	13	13	
DIV. I NON-CONF.	6- 8	194	0- 1	330	205	286	286	16	16	
TOTALS	RPI 1-25	RPI 26-50	W-L RECORDS	RPI 51-100	RPI 101-999	RPI 150+				
16- 15	0- 0	0- 2	OVERALL	1- 3	15- 10	13- 6				
10- 5	0- 0	0- 1	HOME	0- 1	10- 3	8- 2				
6- 9	0- 0	0- 1	AWAY	1- 2	5- 6	5- 3				
0- 1	0- 0	0- 0	NEUTRAL	0- 0	0- 1	0- 1				
6- 8	0- 0	0- 1	NON-CONFERENCE	0- 0	6- 7	6- 4				
5- 2	0- 0	0- 0	HOME	0- 0	5- 2	5- 1				
1- 6	0- 0	0- 1	AWAY	0- 0	1- 5	1- 3				
0- 0	0- 0	0- 0	NEUTRAL	0- 0	0- 0	0- 0				
10- 7	0- 0	0- 1	CONFERENCE	1- 3	9- 3	7- 2				
5- 3	0- 0	0- 1	HOME	0- 1	5- 1	3- 1				
5- 3	0- 0	0- 0	AWAY	1- 2	4- 1	4- 0				
0- 1	0- 0	0- 0	NEUTRAL	0- 0	0- 1	0- 1				

RPI S	Opponent	Score	RPI S	Opponent	Score	RPI S	Opponent	Score	RPI S	Opponent	Score	Team's RPI: 202
30	H Rice	67 79	45	A Clemson	54 68	60	A Middle Tenn.	59 53	105	H Towson	69 76	
						79	A Western Ky.	55 85	108	H Charlotte	63 62	
						79	H Western Ky.	66 69	110	A Old Dominion	53 79	
						91	A UAB	59 77	110	H Old Dominion	57 48	
									118	A Appalachian St.	71 83	
									118	A Appalachian St.	52 74	
									156	A Southern Ill.	49 58	
									160	H North Texas	67 55	
									161	A Davidson	67 64	
									173	H Louisiana Tech	90 88	
									185	A Wisconsin	49 67	
									197	H Southern Miss.	52 64	
									223	A Bowling Green	76 99	
									247	H Indiana St.	53 62	
									257	A UTEP	63 60	
									257	N UTEP	56 64	
									287	H Cleveland St.	86 64	
									302	A UTSA	79 72	
									303	H Tennessee St.	80 59	
									307	A Fla. Atlantic	72 67	
									313	H Coppin St.	88 67	
									319	A FIU	86 58	
									319	H FIU	87 42	
									331	H Evansville	72 65	
									339	H Delaware St.	75 63	
LAST 12 Division I GAMES:												
118	A Appalachian St.	71 83	60	A Middle Tenn.	59 53							
161	A Davidson	67 64	91	A UAB	59 77							
257	N UTEP	56 64	30	H Rice	67 79							
319	H FIU	87 42	160	H North Texas	67 55							
110	A Old Dominion	53 79	302	A UTSA	79 72							
79	H Western Ky.	66 69	257	A UTEP	63 60							

Non-Div I Games: Bluefield St. 82 29

Marshall

■ Loss, 
■ Non-Conf, 
■ S Site, 
■ Home 
■ A Away 
N Neutral



Maryland

Through Games Of April 7, 2019

Average RPI Win:	130	WON-LOST	WINNING	LAST 10	STRENGTH OF	OPP. STRENGTH	TEAM	ADJ.	CONF.	ADJ CONF.
Average RPI Loss:	22	RECORD	PCT. RANK	GAMES	SCHEDULE	OF SCHEDULE	RPI	RPI	RPI	RPI
DIV. I ONLY	29- 5	9	0- 1	69	47	14	14	4	4	
DIV. I NON-CONF.	12- 1	8	0- 1	156	93	33	33	5	5	
TOTALS	RPI 1-25	RPI 26-50	W-L RECORDS	RPI 51-100	RPI 101-999	RPI 150+				
29- 5	1- 2	6- 3	OVERALL	6- 0	16- 0	8- 0				
15- 2	0- 0	2- 2	HOME	4- 0	9- 0	5- 0				
10- 2	1- 1	2- 1	AWAY	2- 0	5- 0	2- 0				
4- 1	0- 1	2- 0	NEUTRAL	0- 0	2- 0	1- 0				
12- 1	1- 0	1- 1	NON-CONFERENCE	2- 0	8- 0	5- 0				
7- 1	0- 0	1- 1	HOME	2- 0	4- 0	3- 0				
3- 0	1- 0	0- 0	AWAY	0- 0	2- 0	1- 0				
2- 0	0- 0	0- 0	NEUTRAL	0- 0	2- 0	1- 0				
17- 4	0- 2	5- 2	CONFERENCE	4- 0	8- 0	3- 0				
8- 1	0- 0	1- 1	HOME	2- 0	5- 0	2- 0				
7- 2	0- 1	2- 1	AWAY	2- 0	3- 0	1- 0				
2- 1	0- 1	2- 0	NEUTRAL	0- 0	0- 0	0- 0				

RPI	S	Opponent	Score	RPI	S	Opponent	Score	RPI	S	Opponent	Score	RPI	S	Opponent	Score
7	A	Iowa	73 86	28	H	UCLA	80 85	73	H	Georgia Tech	67 54	103	H	Minnesota	71 69
7	N	Iowa	76 90	32	A	Rutgers	62 48	74	H	Northwestern	72 57	106	A	Ohio St.	70 57
17	A	South Carolina	85 61	32	H	Rutgers	65 73	77	H	Radford	73 51	106	H	Ohio St.	75 69
				37	H	James Madison	87 63	90	A	Purdue	58 55	115	N	Georgia	58 51
				38	A	Michigan St.	60 77	94	A	Nebraska	81 63	122	H	Dayton	82 71
				38	N	Michigan St.	71 55	94	H	Nebraska	89 63	142	A	Delaware	77 53
				41	A	Indiana	76 56					147	A	Penn St.	77 61
				42	H	Michigan	83 69					147	H	Penn St.	79 67
				42	N	Michigan	73 72					185	H	Wisconsin	75 57
												217	A	Illinois	80 66
												217	H	Illinois	71 62
												219	A	George Washington	69 30
												265	H	Loyola Maryland	83 48
												305	H	UMBC	92 61
												310	N	Morgan St.	68 44
												313	H	Coppin St.	93 36
LAST 12 Division I GAMES:															
28	H	UCLA	80 85	90	A	Purdue	58 55	103	H	Minnesota	71 69				
77	H	Radford	73 51	7	A	Iowa	73 86	94	H	Nebraska	89 63				
38	N	Michigan St.	71 55	32	A	Rutgers	62 48	74	H	Northwestern	72 57				
42	N	Michigan	73 72												
7	N	Iowa	76 90												
217	H	Illinois	71 62												

Non-Div I Games:

Maryland

Loss, Non-Conf, S Site, H Home A Away N Neutral



Average RPI Win:	231	WON-LOST	WINNING	LAST 10	STRENGTH OF	OPP. STRENGTH	TEAM	ADJ.	CONF.	ADJ CONF.
Average RPI Loss:	178	RECORD	PCT. RANK	GAMES	SCHEDULE	OF SCHEDULE	RPI	RPI	RPI	RPI
DIV. I ONLY	16- 16	165	1- 0	257	246	209	209	17	17	
DIV. I NON-CONF.	8- 6	137	0- 0	253	323	194	194	17	17	
TOTALS	RPI 1-25	RPI 26-50	W-L RECORDS	RPI 51-100	RPI 101-999	RPI 150+				
16- 16	0- 0	0- 1	OVERALL	0- 3	16- 12	14- 9				
9- 6	0- 0	0- 0	HOME	0- 0	9- 6	8- 6				
6- 8	0- 0	0- 0	AWAY	0- 2	6- 6	5- 3				
1- 2	0- 0	0- 1	NEUTRAL	0- 1	1- 0	1- 0				
8- 6	0- 0	0- 1	NON-CONFERENCE	0- 0	8- 5	7- 3				
5- 2	0- 0	0- 0	HOME	0- 0	5- 2	5- 2				
2- 3	0- 0	0- 0	AWAY	0- 0	2- 3	1- 1				
1- 1	0- 0	0- 1	NEUTRAL	0- 0	1- 0	1- 0				
8- 10	0- 0	0- 0	CONFERENCE	0- 3	8- 7	7- 6				
4- 4	0- 0	0- 0	HOME	0- 0	4- 4	3- 4				
4- 5	0- 0	0- 0	AWAY	0- 2	4- 3	4- 2				
0- 1	0- 0	0- 0	NEUTRAL	0- 1	0- 0	0- 0				

RPI 1-25					
RPI	S	Opponent	Score		
43	N	Bucknell	58	77	
<div>LAST 12 Division I GAMES:</div>					
226	A	George Mason	86	80	
87	N	Fordham	62	73	
260	A	Rhode Island	57	53	
273	H	Richmond	64	38	
87	A	Fordham	64	76	
219	H	George Washington	59	66	
RPI 26-50					
RPI	S	Opponent	Score		
43	N	Bucknell	58	77	
RPI 51-100					
RPI	S	Opponent	Score		
87	A	Fordham	64	76	
87	N	Fordham	62	73	
92	A	VCU	48	52	
Team's RPI: 209					
RPI	S	Opponent	Score		
101	A	Northeastern	52	53	
105	A	Towson	53	78	
121	A	Marist	70	55	
122	A	Dayton	47	75	
138	H	Duquesne	69	66	
161	A	Davidson	70	58	
161	H	Davidson	49	64	
178	H	Boston U.	66	55	
183	H	Saint Louis	70	66	
193	H	Sacred Heart	78	61	
218	H	UTRGV	74	70	
219	H	George Washington	59	66	
224	H	North Dakota	52	59	
226	A	George Mason	86	80	
226	H	George Mason	52	70	
238	A	Saint Joseph's	54	55	
260	A	Rhode Island	57	53	
260	H	Rhode Island	56	34	
263	H	St. Bonaventure	63	64	
273	A	Richmond	58	62	
273	H	Richmond	64	38	
277	A	Siena	59	64	
282	A	La Salle	74	60	
283	N	Fairfield	59	49	
284	A	Brown	90	61	
309	H	Incarnate Word	71	59	

Non-Div I Games:

## Massachusetts

Loss, Non-Conf, S Site, H Home A Away N Neutral



RPI	S	Opponent	Score	
327	H	UMass Lowell	59	62
328	H	Central Conn. St.	74	59

M  
a  
s  
s  
a  
c  
h  
u  
s  
e  
t  
t  
s

M  
a  
s  
s  
a  
c  
h  
u  
s  
e  
t  
t  
s

Massachusetts



## McNeese

Through Games Of April 7, 2019

Average RPI Win:	296	WON-LOST	WINNING	LAST 10	STRENGTH OF	OPP. STRENGTH	TEAM	ADJ.	CONF.	ADJ CONF.
Average RPI Loss:	189	RECORD	PCT. RANK	GAMES	SCHEDULE	OF SCHEDULE	RPI	RPI	RPI	RPI
DIV. I ONLY	5- 21	324	0- 1	262	298	314	314	25	25	
DIV. I NON-CONF.	0- 8	336	0- 0	119	181	317	317	24	24	
TOTALS	RPI 1-25	RPI 26-50	W-L RECORDS	RPI 51-100	RPI 101-999	RPI 150+				
5- 21	0- 0	0- 2	OVERALL	0- 5	5- 14	5- 13				
2- 9	0- 0	0- 0	HOME	0- 2	2- 7	2- 7				
3- 12	0- 0	0- 2	AWAY	0- 3	3- 7	3- 6				
0- 0	0- 0	0- 0	NEUTRAL	0- 0	0- 0	0- 0				
0- 8	0- 0	0- 2	NON-CONFERENCE	0- 2	0- 4	0- 4				
0- 2	0- 0	0- 0	HOME	0- 0	0- 2	0- 2				
0- 6	0- 0	0- 2	AWAY	0- 2	0- 2	0- 2				
0- 0	0- 0	0- 0	NEUTRAL	0- 0	0- 0	0- 0				
5- 13	0- 0	0- 0	CONFERENCE	0- 3	5- 10	5- 9				
2- 7	0- 0	0- 0	HOME	0- 2	2- 5	2- 5				
3- 6	0- 0	0- 0	AWAY	0- 1	3- 5	3- 4				
0- 0	0- 0	0- 0	NEUTRAL	0- 0	0- 0	0- 0				

RPI S	Opponent	Score	RPI S	Opponent	Score	RPI S	Opponent	Score	RPI S	Opponent	Score	Team's RPI: 314
30	A Rice	65 93	78	A Lamar University	68 81	120	A Abilene Christian	52 109				
33	A Texas	40 96	78	H Lamar University	62 64	171	A Nicholls St.	69 68				
			84	H SFA	48 97	171	H Nicholls St.	55 78				
			91	A UAB	48 91	173	H Louisiana Tech	48 89				
			93	A LSU	36 86	186	H Sam Houston St.	80 93				
						206	A Grambling	51 75				
						239	A A&M-Corpus Christi	51 62				
						269	H Louisiana	59 70				
						278	A Central Ark.	45 76				
						290	A New Orleans	76 88				
						290	H New Orleans	60 64				
						300	A La.-Monroe	60 69				
						309	H Incarnate Word	66 68				
						321	A Northwestern St.	63 82				
						321	H Northwestern St.	73 89				
						323	A Southeastern La.	75 70				
						323	H Southeastern La.	62 56				
						332	A Houston Baptist	72 67				
						332	H Houston Baptist	81 71				
LAST 12 Division I GAMES:												
78	A Lamar University	68 81	323	A Southeastern La.	75 70							
239	A A&M-Corpus Christi	51 62	84	H SFA	48 97							
332	A Houston Baptist	72 67	321	H Northwestern St.	73 89							
171	H Nicholls St.	55 78	186	H Sam Houston St.	80 93							
290	H New Orleans	60 64	78	H Lamar University	62 64							
278	A Central Ark.	45 76	332	H Houston Baptist	81 71							

Non-Div I Games: LSU-Alexandria 60 68 Southern-N.O. 106 54 Louisiana Col. 86 68

McNeese

Loss, Non-Conf, S Site, H Home A Away N Neutral



Average RPI Win:	209	WON-LOST	WINNING	LAST 10	STRENGTH OF	OPP. STRENGTH	TEAM	ADJ.	CONF.	ADJ CONF.
Average RPI Loss:	141	RECORD	PCT. RANK	GAMES	SCHEDULE	OF SCHEDULE	RPI	RPI	RPI	RPI
DIV. I ONLY	11- 20	254	1- 0	136	145	230	230	9	9	
DIV. I NON-CONF.	5- 8	222	0- 0	207	312	267	267	8	8	
TOTALS	RPI 1-25	RPI 26-50	W-L RECORDS	RPI 51-100	RPI 101-999	RPI 150+				
11- 20	0- 2	0- 0	OVERALL	0- 6	11- 12	9- 11				
6- 10	0- 1	0- 0	HOME	0- 3	6- 6	6- 5				
3- 9	0- 1	0- 0	AWAY	0- 2	3- 6	2- 6				
2- 1	0- 0	0- 0	NEUTRAL	0- 1	2- 0	1- 0				
5- 8	0- 0	0- 0	NON-CONFERENCE	0- 3	5- 5	4- 5				
4- 4	0- 0	0- 0	HOME	0- 2	4- 2	4- 2				
0- 4	0- 0	0- 0	AWAY	0- 1	0- 3	0- 3				
1- 0	0- 0	0- 0	NEUTRAL	0- 0	1- 0	0- 0				
6- 12	0- 2	0- 0	CONFERENCE	0- 3	6- 7	5- 6				
2- 6	0- 1	0- 0	HOME	0- 1	2- 4	2- 3				
3- 5	0- 1	0- 0	AWAY	0- 1	3- 3	2- 3				
1- 1	0- 0	0- 0	NEUTRAL	0- 1	1- 0	1- 0				

RPI	S	Opponent	Score	RPI	S	Opponent	Score	RPI	S	Opponent	Score	RPI	S	Opponent	Score	Team's RPI: 230
6	A	UConn	45 102					61	H	Little Rock	60 63	114	A	South Fla.	47 40	
18	H	UCF	55 68					65	A	Cincinnati	56 80	117	H	Houston	57 59	
								65	H	Cincinnati	69 89	131	N	Mercer	59 53	
								65	N	Cincinnati	48 68	157	A	Tulsa	39 46	
								91	A	UAB	54 85	157	H	Tulsa	59 56	
								99	H	Toledo	48 58	166	H	Temple	53 84	
												166	N	Temple	59 58	
												172	A	Tulane	65 59	
												172	H	Tulane	61 62	
												173	H	Louisiana Tech	50 66	
												182	A	Coastal Caro.	71 90	
												194	A	East Carolina	59 68	
												194	H	East Carolina	58 46	
												196	A	Arkansas St.	66 77	
												219	A	George Washington	38 51	
												229	A	SMU	48 71	
												243	H	Southeast Mo. St.	69 57	
												244	H	Jackson St.	68 67	
												256	A	Wichita St.	71 50	
												256	H	Wichita St.	48 57	
												289	H	Samford	53 48	
												290	H	New Orleans	59 66	
												335	H	N.C. Central	77 56	
LAST 12 Division I GAMES:																
166	N	Temple	59 58	172	A	Tulane	65 59									
65	N	Cincinnati	48 68	65	H	Cincinnati	69 89									
166	H	Temple	53 84	194	A	East Carolina	59 68									
229	A	SMU	48 71	256	H	Wichita St.	48 57									
117	H	Houston	57 59	157	H	Tulsa	59 56									
6	A	UConn	45 102	172	H	Tulane	61 62									

Non-Div I Games:

Memphis

■ Loss, 
 ■ Non-Conf, 
 ■ S Site, 
 ■ Home 
 ■ A Away 
 N Neutral



Average RPI Win: <b>247</b>	WON-LOST	WINNING	LAST 10	STRENGTH OF	OPP. STRENGTH	TEAM	ADJ.	CONF.	ADJ CONF.
Average RPI Loss: <b>128</b>	RECORD	PCT. RANK	GAMES	SCHEDULE	OF SCHEDULE	RPI	RPI	RPI	RPI
DIV. I ONLY	25- 8	37	0- 1	318	205	131	131	28	28
DIV. I NON-CONF.	8- 8	152	0- 1	254	78	189	189	23	23
TOTALS	RPI 1-25	RPI 26-50	W-L RECORDS	RPI 51-100	RPI 101-999	RPI 150+			
25- 8	0- 3	0- 0	OVERALL	0- 0	25- 5	24- 3			
11- 3	0- 2	0- 0	HOME	0- 0	11- 1	10- 1			
10- 4	0- 1	0- 0	AWAY	0- 0	10- 3	10- 1			
4- 1	0- 0	0- 0	NEUTRAL	0- 0	4- 1	4- 1			
8- 8	0- 3	0- 0	NON-CONFERENCE	0- 0	8- 5	7- 3			
4- 3	0- 2	0- 0	HOME	0- 0	4- 1	3- 1			
3- 4	0- 1	0- 0	AWAY	0- 0	3- 3	3- 1			
1- 1	0- 0	0- 0	NEUTRAL	0- 0	1- 1	1- 1			
17- 0	0- 0	0- 0	CONFERENCE	0- 0	17- 0	17- 0			
7- 0	0- 0	0- 0	HOME	0- 0	7- 0	7- 0			
7- 0	0- 0	0- 0	AWAY	0- 0	7- 0	7- 0			
3- 0	0- 0	0- 0	NEUTRAL	0- 0	3- 0	3- 0			

RPI S	Opponent	Score	RPI S	Opponent	Score	RPI S	Opponent	Score	RPI S	Opponent	Score	Team's RPI: 131
7	A Iowa	61 66							108	H Charlotte	57 40	
18	H UCF	42 76							115	A Georgia	60 67	
21	H Florida St.	56 57							149	A Wake Forest	54 69	
									175	A Chattanooga	62 56	
									175	H Chattanooga	65 58	
									184	H UNC Asheville	61 47	
									195	A Furman	75 60	
									195	H Furman	66 62	
									195 N	Furman	66 63	
									214	H Florida	92 82	
									219	A George Washington	61 53	
									223 N	Bowling Green	76 63	
									227	A Howard	85 70	
									230 N	Memphis	53 59	
									232	A Jacksonville	66 71	
									242	A ETSU	83 77	
									242	H ETSU	64 41	
									254	H Columbia	68 72	
									258	A Wofford	81 79	
									258	H Wofford	65 59	
									258 N	Wofford	69 51	
									285	A Ga. Southern	79 72	
									289	A Samford	68 52	
									289	H Samford	76 68	
									292	H Kennesaw St.	64 48	
									308	A UNC Greensboro	71 58	
LAST 12 Division I GAMES:												
7	A Iowa	61 66	175	A Chattanooga	62 56							
342 N	Western Caro.	55 32	242	A ETSU	83 77							
195 N	Furman	66 63	342	H Western Caro.	71 55							
258 N	Wofford	69 51	308	H UNC Greensboro	85 73							
258	H Wofford	65 59	289	A Samford	68 52							
195	H Furman	66 62	195	A Furman	75 60							

Non-Div I Games:

Mercer



RPI	S	Opponent	Score	
308	H	UNC Greensboro	85	73
342	A	Western Caro.	69	67
342	H	Western Caro.	71	55
342	N	Western Caro.	55	32

Mercer

M  
e  
r  
c  
e  
r

M  
e  
r  
c  
e  
r



Average RPI Win:	122	WON-LOST	WINNING	LAST 10	STRENGTH OF	OPP. STRENGTH	TEAM	ADJ.	CONF.	ADJ CONF.
Average RPI Loss:	34	RECORD	PCT. RANK	GAMES	SCHEDULE	OF SCHEDULE	RPI	RPI	RPI	RPI
DIV. I ONLY	25- 9	45	0- 1	37	17	25	25	1	1	
DIV. I NON-CONF.	13- 4	54	0- 1	121	68	64	64	2	2	
TOTALS	RPI 1-25	RPI 26-50	W-L RECORDS	RPI 51-100	RPI 101-999	RPI 150+				
25- 9	5- 5	1- 2	OVERALL	6- 2	13- 0	8- 0				
17- 3	3- 1	1- 2	HOME	5- 0	8- 0	5- 0				
6- 5	2- 3	0- 0	AWAY	1- 2	3- 0	1- 0				
2- 1	0- 1	0- 0	NEUTRAL	0- 0	2- 0	2- 0				
13- 4	1- 2	0- 1	NON-CONFERENCE	3- 1	9- 0	8- 0				
10- 2	1- 1	0- 1	HOME	3- 0	6- 0	5- 0				
1- 2	0- 1	0- 0	AWAY	0- 1	1- 0	1- 0				
2- 0	0- 0	0- 0	NEUTRAL	0- 0	2- 0	2- 0				
12- 5	4- 3	1- 1	CONFERENCE	3- 1	4- 0	0- 0				
7- 1	2- 0	1- 1	HOME	2- 0	2- 0	0- 0				
5- 3	2- 2	0- 0	AWAY	1- 1	2- 0	0- 0				
0- 1	0- 1	0- 0	NEUTRAL	0- 0	0- 0	0- 0				

RPI	S	Opponent	Score
2	H	Notre Dame	72 65
5	A	Louisville	79 73
9	A	NC State	68 70
10	H	Marquette	63 55
11	A	Syracuse	84 71
11	N	Syracuse	85 92
12	A	Iowa St.	52 75
16	H	Arizona St.	55 57
21	A	Florida St.	58 62
21	H	Florida St.	64 54

RPI	S	Opponent	Score
35	H	Central Mich.	80 90
45	H	Clemson	67 76
46	H	North Carolina	76 68

RPI	S	Opponent	Score
62	H	FGCU	69 62
66	A	Virginia Tech	65 73
66	H	Virginia Tech	68 61
73	H	Georgia Tech	69 56
82	A	Duke	58 50
84	H	SFA	81 60
90	A	Purdue	63 74
94	H	Nebraska	82 68

RPI	S	Opponent	Score
102	H	Virginia	72 59
107	H	Hartford	75 62
128	A	Pittsburgh	65 51
134	H	Boston College	76 73
149	A	Wake Forest	72 57
159	N	Alabama	101 74
166	H	Temple	73 61
170	H	Colorado	73 58
205	H	UMES	71 53
210	N	Vanderbilt	90 65
290	H	New Orleans	78 38
319	A	FIU	94 43
346	H	Florida A&M	103 54

## LAST 12 Division I GAMES:

16	H	Arizona St.	55 57	9	A	NC State	68 70
62	H	FGCU	69 62	73	H	Georgia Tech	69 56
11	N	Syracuse	85 92	21	H	Florida St.	64 54
107	H	Hartford	75 62	66	A	Virginia Tech	65 73
10	H	Marquette	63 55	5	A	Louisville	79 73
12	A	Iowa St.	52 75	128	A	Pittsburgh	65 51

Non-Div I Games:

Miami (FL)

■ Loss, 
 ■ Non-Conf, S Site, 
 ■ Home 
 ■ Away 
 N Neutral



Average RPI Win:	184	WON-LOST	WINNING	LAST 10	STRENGTH OF	OPP. STRENGTH	TEAM	ADJ.	CONF.	ADJ CONF.
Average RPI Loss:	84	RECORD	PCT. RANK	GAMES	SCHEDULE	OF SCHEDULE	RPI	RPI	RPI	RPI
DIV. I ONLY	22- 9	53	0- 1	110	106	59	59	8	8	
DIV. I NON-CONF.	8- 3	60	0- 1	324	244	158	158	9	9	
TOTALS	RPI 1-25	RPI 26-50	W-L RECORDS	RPI 51-100	RPI 101-999	RPI 150+				
22- 9	0- 1	2- 4	OVERALL	5- 2	15- 2	13- 1				
10- 3	0- 0	0- 2	HOME	3- 1	7- 0	5- 0				
11- 5	0- 1	2- 1	AWAY	1- 1	8- 2	8- 1				
1- 1	0- 0	0- 1	NEUTRAL	1- 0	0- 0	0- 0				
8- 3	0- 1	0- 0	NON-CONFERENCE	1- 1	7- 1	6- 1				
3- 1	0- 0	0- 0	HOME	1- 1	2- 0	1- 0				
5- 2	0- 1	0- 0	AWAY	0- 0	5- 1	5- 1				
0- 0	0- 0	0- 0	NEUTRAL	0- 0	0- 0	0- 0				
14- 6	0- 0	2- 4	CONFERENCE	4- 1	8- 1	7- 0				
7- 2	0- 0	0- 2	HOME	2- 0	5- 0	4- 0				
6- 3	0- 0	2- 1	AWAY	1- 1	3- 1	3- 0				
1- 1	0- 0	0- 1	NEUTRAL	1- 0	0- 0	0- 0				

RPI 1-25				RPI 26-50				RPI 51-100				Team's RPI: 59	RPI 101+			
RPI	S	Opponent	Score	RPI	S	Opponent	Score	RPI	S	Opponent	Score		RPI	S	Opponent	Score
5	A	Louisville	73 95	26	A	Buffalo	61 86	65	H	Cincinnati	78 65		113	H	High Point	68 55
				26	H	Buffalo	59 66	79	H	Western Ky.	63 67		132	A	Northern Ill.	71 82
				31	A	Ohio	67 61	81	A	Kent St.	58 67		132	H	Northern Ill.	70 45
				31	H	Ohio	66 70	81	H	Kent St.	79 63		168	A	Akron	67 61
				31	N	Ohio	48 74	99	A	Toledo	65 56		168	H	Akron	66 49
				35	A	Central Mich.	70 67	99	H	Toledo	65 64		201	H	Eastern Mich.	63 58
								99	N	Toledo	72 54		216	A	Jacksonville St.	58 41
													222	H	Ball St.	60 57
													223	A	Bowling Green	82 75
													223	H	Bowling Green	75 62
													274	A	Western Mich.	81 62
													286	A	Canisius	62 59
													304	A	Valparaiso	68 47
													333	H	Eastern Ky.	60 44
													337	A	Detroit Mercy	78 59
													340	A	UIC	65 56
													346	A	Florida A&M	56 57
LAST 12 Division I GAMES:																
				79	H	Western Ky.	63 67	81	A	Kent St.	58 67					
				99	N	Toledo	72 54	223	H	Bowling Green	75 62					
				31	N	Ohio	48 74	99	A	Toledo	65 56					
				168	H	Akron	66 49	168	A	Akron	67 61					
				31	H	Ohio	66 70	132	H	Northern Ill.	70 45					
				26	A	Buffalo	61 86	223	A	Bowling Green	82 75					

Non-Div I Games: Ohio Dominican 74 29

Miami (OH)

■ Loss, 
 ■ Non-Conf, S Site, 
 ■ Home 
 ■ Away 
 N Neutral



Average RPI Win:	160	WON-LOST	WINNING	LAST 10	STRENGTH OF	OPP. STRENGTH	TEAM	ADJ.	CONF.	ADJ CONF.
Average RPI Loss:	33	RECORD	PCT. RANK	GAMES	SCHEDULE	OF SCHEDULE	RPI	RPI	RPI	RPI
DIV. I ONLY	22- 12	89	0- 1	59	51	42	42	4	4	
DIV. I NON-CONF.	10- 4	66	0- 1	174	61	66	66	5	5	
TOTALS	RPI 1-25	RPI 26-50	W-L RECORDS	RPI 51-100	RPI 101-999	RPI 150+				
22- 12	1- 6	4- 4	OVERALL	2- 2	15- 0	10- 0				
13- 1	1- 0	2- 1	HOME	2- 0	8- 0	5- 0				
5- 9	0- 5	0- 2	AWAY	0- 2	5- 0	4- 0				
4- 2	0- 1	2- 1	NEUTRAL	0- 0	2- 0	1- 0				
10- 4	0- 3	2- 1	NON-CONFERENCE	0- 0	8- 0	6- 0				
5- 0	0- 0	0- 0	HOME	0- 0	5- 0	4- 0				
2- 3	0- 3	0- 0	AWAY	0- 0	2- 0	2- 0				
3- 1	0- 0	2- 1	NEUTRAL	0- 0	1- 0	0- 0				
12- 8	1- 3	2- 3	CONFERENCE	2- 2	7- 0	4- 0				
8- 1	1- 0	2- 1	HOME	2- 0	3- 0	1- 0				
3- 6	0- 2	0- 2	AWAY	0- 2	3- 0	2- 0				
1- 1	0- 1	0- 0	NEUTRAL	0- 0	1- 0	1- 0				

RPI 1-25				RPI 26-50				Team's RPI: 42				RPI 51-100				RPI 101+			
RPI	S	Opponent	Score	RPI	S	Opponent	Score	RPI	S	Opponent	Score	RPI	S	Opponent	Score	RPI	S	Opponent	Score
5	A	Louisville	50 71	29	N	Missouri	70 54	74	H	Northwestern	79 78	103	H	Minnesota	76 60				
7	A	Iowa	61 75	32	H	Rutgers	86 76	90	A	Purdue	70 71	106	H	Ohio St.	62 58				
7	H	Iowa	90 81	33	N	Texas	52 69	94	A	Nebraska	56 70	133	N	Washington	80 73				
9	A	NC State	55 66	36	N	Kansas St.	84 54	94	H	Nebraska	67 61	144	H	Southern U.	76 35				
10	A	Marquette	74 85	38	A	Michigan St.	64 74					147	A	Penn St.	66 62				
14	A	Maryland	69 83	38	H	Michigan St.	73 77					185	A	Wisconsin	76 70				
14	N	Maryland	72 73	41	A	Indiana	60 70					185	H	Wisconsin	59 49				
				41	H	Indiana	67 58					185	N	Wisconsin	73 65				
												217	A	Illinois	70 56				
												220	H	Mt. St. Mary's	88 40				
												274	A	Western Mich.	79 42				
												310	H	Morgan St.	70 47				
												311	A	Oakland	85 59				
												337	H	Detroit Mercy	95 62				
												351	H	LIU Brooklyn	83 38				
LAST 12 Division I GAMES:																			
5	A	Louisville	50 71	185	H	Wisconsin	59 49												
36	N	Kansas St.	84 54	38	A	Michigan St.	64 74												
185	N	Wisconsin	73 65	32	H	Rutgers	86 76												
14	N	Maryland	72 73	217	A	Illinois	70 56												
133	N	Washington	80 73	41	H	Indiana	67 58												
33	N	Texas	52 69	147	A	Penn St.	66 62												

Non-Div I Games:

Michigan

■ Loss, 
■ Non-Conf, 
■ S Site, 
■ H Home 
■ A Away 
N Neutral



## Michigan St.

Through Games Of April 7, 2019

Average RPI Win:	128	WON-LOST	WINNING	LAST 10	STRENGTH OF	OPP. STRENGTH	TEAM	ADJ.	CONF.	ADJ CONF.
Average RPI Loss:	64	RECORD	PCT. RANK	GAMES	SCHEDULE	OF SCHEDULE	RPI	RPI	RPI	RPI
DIV. I ONLY	21- 12	93	0- 1	35	31	38	38	4	4	
DIV. I NON-CONF.	11- 2	26	0- 1	113	25	25	25	5	5	
TOTALS	RPI 1-25	RPI 26-50	W-L RECORDS	RPI 51-100	RPI 101-999	RPI 150+				
21- 12	3- 4	4- 2	OVERALL	3- 2	11- 4	7- 1				
15- 1	3- 0	2- 0	HOME	2- 0	8- 1	5- 0				
3- 9	0- 2	1- 2	AWAY	0- 2	2- 3	1- 1				
3- 2	0- 2	1- 0	NEUTRAL	1- 0	1- 0	1- 0				
11- 2	1- 2	1- 0	NON-CONFERENCE	1- 0	8- 0	6- 0				
7- 0	1- 0	0- 0	HOME	1- 0	5- 0	4- 0				
2- 1	0- 1	0- 0	AWAY	0- 0	2- 0	1- 0				
2- 1	0- 1	1- 0	NEUTRAL	0- 0	1- 0	1- 0				
10- 10	2- 2	3- 2	CONFERENCE	2- 2	3- 4	1- 1				
8- 1	2- 0	2- 0	HOME	1- 0	3- 1	1- 0				
1- 8	0- 1	1- 2	AWAY	0- 2	0- 3	0- 1				
1- 1	0- 1	0- 0	NEUTRAL	1- 0	0- 0	0- 0				

RPI 1-25				RPI 26-50				Team's RPI: 38	RPI 51-100				RPI 101+			
RPI	S	Opponent	Score	RPI	S	Opponent	Score		RPI	S	Opponent	Score	RPI	S	Opponent	Score
2	A	Notre Dame	63 91	32	A	Rutgers	62 76		64	H	Wright St.	84 68	102	H	Virginia	91 66
3	H	Oregon	88 82	35	N	Central Mich.	88 87		74	A	Northwestern	62 70	103	A	Minnesota	63 81
7	A	Iowa	71 86	41	A	Indiana	64 68		74	N	Northwestern	68 52	103	H	Minnesota	86 68
7	H	Iowa	84 70	41	H	Indiana	77 61		90	H	Purdue	74 66	106	A	Ohio St.	55 65
9	N	NC State	74 78	42	A	Michigan	77 73		94	A	Nebraska	71 82	106	H	Ohio St.	70 77
14	H	Maryland	77 60	42	H	Michigan	74 64						107	A	Hartford	74 66
14	N	Maryland	55 71										147	H	Penn St.	57 48
													185	A	Wisconsin	62 79
													217	H	Illinois	77 60
													223	H	Bowling Green	99 69
													228	H	Texas Southern	91 45
													242	H	ETSU	75 53
													292	N	Kennesaw St.	75 51
													307	H	Fla. Atlantic	89 74
													311	A	Oakland	102 58
LAST 12 Division I GAMES:																
		2	A	Notre Dame	63	91					106	H	Ohio St.	70	77	
		35	N	Central Mich.	88	87					94	A	Nebraska	71	82	
		74	N	Northwestern	68	52					185	A	Wisconsin	62	79	
		14	N	Maryland	55	71					41	H	Indiana	77	61	
		103	A	Minnesota	63	81					7	A	Iowa	71	86	
		42	H	Michigan	74	64					90	H	Purdue	74	66	

Non-Div I Games:

Michigan St.

■ Loss, 
■ Non-Conf, 
■ S Site, 
■ H Home 
■ A Away 
N Neutral



Average RPI Win:	197	WON-LOST	WINNING	LAST 10	STRENGTH OF	OPP. STRENGTH	TEAM	ADJ.	CONF.	ADJ CONF.
Average RPI Loss:	80	RECORD	PCT. RANK	GAMES	SCHEDULE	OF SCHEDULE	RPI	RPI	RPI	RPI
DIV. I ONLY	23- 11	70	0- 1	79	156	60	60	13	13	
DIV. I NON-CONF.	10- 5	87	0- 1	65	212	45	45	16	16	
TOTALS	RPI 1-25	RPI 26-50	W-L RECORDS	RPI 51-100	RPI 101-999	RPI 150+				
23- 11	0- 1	0- 4	OVERALL	4- 3	19- 3	16- 1				
11- 3	0- 0	0- 2	HOME	2- 0	9- 1	7- 1				
8- 7	0- 1	0- 1	AWAY	1- 3	7- 2	6- 0				
4- 1	0- 0	0- 1	NEUTRAL	1- 0	3- 0	3- 0				
10- 5	0- 1	0- 2	NON-CONFERENCE	1- 1	9- 1	7- 0				
5- 1	0- 0	0- 1	HOME	0- 0	5- 0	3- 0				
3- 4	0- 1	0- 1	AWAY	1- 1	2- 1	2- 0				
2- 0	0- 0	0- 0	NEUTRAL	0- 0	2- 0	2- 0				
13- 6	0- 0	0- 2	CONFERENCE	3- 2	10- 2	9- 1				
6- 2	0- 0	0- 1	HOME	2- 0	4- 1	4- 1				
5- 3	0- 0	0- 0	AWAY	0- 2	5- 1	4- 0				
2- 1	0- 0	0- 1	NEUTRAL	1- 0	1- 0	1- 0				

RPI 1-25				RPI 26-50				RPI 51-100				Team's RPI: 60		RPI 101+			
RPI	S	Opponent	Score	RPI	S	Opponent	Score	RPI	S	Opponent	Score			RPI	S	Opponent	Score
22	A	Kentucky	55 72	30	H	Rice	47 60	79	A	Western Ky.	56 67			108	A	Charlotte	62 55
				30	N	Rice	54 69	79	H	Western Ky.	81 69			110	A	Old Dominion	65 70
				31	A	Ohio	57 59	87	A	Fordham	49 61			136	H	IUPUI	59 47
				49	H	Belmont	38 45	91	A	UAB	72 77			145	H	Georgia St.	69 54
								91	H	UAB	60 44			146	A	Tennessee Tech	64 68
								91	N	UAB	75 65			160	H	North Texas	61 46
								100	A	Troy	67 64			173	H	Louisiana Tech	75 38
														175	N	Chattanooga	58 47
														184	H	UNC Asheville	67 46
														195	A	Furman	78 71
														197	H	Southern Miss.	66 49
														202	H	Marshall	53 59
														208	A	UNLV	66 62
														210	H	Vanderbilt	65 58
														212	N	Dartmouth	70 58
														257	A	UTEP	79 49
														257	N	UTEP	66 44
														302	A	UTSA	72 52
														307	A	Fla. Atlantic	74 55
														307	H	Fla. Atlantic	74 48
														319	A	FIU	49 43
														329	H	Mississippi Val.	101 51
LAST 12 Division I GAMES:																	
				31	A	Ohio	57 59	208	A	UNLV	66 62						
				136	H	IUPUI	59 47	79	A	Western Ky.	56 67						
				257	N	UTEP	66 44	307	H	Fla. Atlantic	74 48						
				91	N	UAB	75 65	91	A	UAB	72 77						
				30	N	Rice	54 69	202	H	Marshall	53 59						
				87	A	Fordham	49 61	79	H	Western Ky.	81 69						

Non-Div I Games:

Middle Tenn.

■ Loss, 
 ■ Non-Conf, 
 S Site, 
 ■ Home 
 ■ Away 
 N Neutral



Average RPI Win:	281	WON-LOST	WINNING	LAST 10	STRENGTH OF	OPP. STRENGTH	TEAM	ADJ.	CONF.	ADJ CONF.
Average RPI Loss:	101	RECORD	PCT. RANK	GAMES	SCHEDULE	OF SCHEDULE	RPI	RPI	RPI	RPI
DIV. I ONLY	15- 15	165	0- 1	273	199	204	204	22	22	
DIV. I NON-CONF.	5- 6	173	0- 0	215	105	192	192	19	19	
TOTALS	RPI 1-25	RPI 26-50	W-L RECORDS	RPI 51-100	RPI 101-999	RPI 150+				
15- 15	0- 2	0- 1	OVERALL	0- 5	15- 7	14- 2				
8- 6	0- 2	0- 0	HOME	0- 2	8- 2	7- 1				
6- 9	0- 0	0- 1	AWAY	0- 3	6- 5	6- 1				
1- 0	0- 0	0- 0	NEUTRAL	0- 0	1- 0	1- 0				
5- 6	0- 2	0- 1	NON-CONFERENCE	0- 1	5- 2	5- 1				
2- 3	0- 2	0- 0	HOME	0- 0	2- 1	2- 1				
2- 3	0- 0	0- 1	AWAY	0- 1	2- 1	2- 0				
1- 0	0- 0	0- 0	NEUTRAL	0- 0	1- 0	1- 0				
10- 9	0- 0	0- 0	CONFERENCE	0- 4	10- 5	9- 1				
6- 3	0- 0	0- 0	HOME	0- 2	6- 1	5- 0				
4- 6	0- 0	0- 0	AWAY	0- 2	4- 4	4- 1				
0- 0	0- 0	0- 0	NEUTRAL	0- 0	0- 0	0- 0				

RPI	S	Opponent	Score	RPI	S	Opponent	Score	RPI	S	Opponent	Score	RPI	S	Opponent	Score	Team's RPI: 204
10	H	Marquette	74 83	41	A	Indiana	66 68	63	A	Saint Mary's (CA)	71 73	123	A	Youngstown St.	58 64	
21	H	Florida St.	62 87					64	A	Wright St.	57 61	123	A	Youngstown St.	47 67	
								64	H	Wright St.	69 73	123	H	Youngstown St.	71 68	
								88	A	Green Bay	45 59	127	A	Fresno St.	48 65	
								88	H	Green Bay	62 76	136	A	IUPUI	55 76	
												136	H	IUPUI	66 67	
												169	N	UC Riverside	56 54	
												185	H	Wisconsin	57 68	
												224	A	North Dakota	64 46	
												249	A	Northern Ky.	54 55	
												249	H	Northern Ky.	59 38	
												254	H	Columbia	78 65	
												287	A	Cleveland St.	78 60	
												287	H	Cleveland St.	59 53	
												311	A	Oakland	79 52	
												311	H	Oakland	83 53	
												317	A	North Dakota St.	57 55	
												334	H	Purdue Fort Wayne	70 48	
												337	A	Detroit Mercy	62 44	
												337	H	Detroit Mercy	59 34	
												340	A	UIC	48 37	
												340	H	UIC	72 53	
LAST 12 Division I GAMES:																
123	A	Youngstown St.	58 64	287	A	Cleveland St.	78 60									
136	A	IUPUI	55 76	249	H	Northern Ky.	59 38									
340	A	UIC	48 37	64	H	Wright St.	69 73									
311	H	Oakland	83 53	88	A	Green Bay	45 59									
337	H	Detroit Mercy	59 34	340	H	UIC	72 53									
123	A	Youngstown St.	47 67	136	H	IUPUI	66 67									

Non-Div I Games:

Milwaukee

■ Loss, 
■ Non-Conf, 
■ S Site, 
■ H Home 
■ A Away 
N Neutral



Average RPI Win:	173	WON-LOST	WINNING	LAST 10	STRENGTH OF	OPP. STRENGTH	TEAM	ADJ.	CONF.	ADJ CONF.
Average RPI Loss:	68	RECORD	PCT. RANK	GAMES	SCHEDULE	OF SCHEDULE	RPI	RPI	RPI	RPI
DIV. I ONLY	21- 11	80	0- 1	144	66	103	103	4	4	
DIV. I NON-CONF.	12- 1	8	0- 1	335	169	104	104	5	5	
TOTALS	RPI 1-25	RPI 26-50	W-L RECORDS	RPI 51-100	RPI 101-999	RPI 150+				
21- 11	1- 2	3- 4	OVERALL	4- 3	13- 2	11- 1				
15- 4	1- 1	2- 0	HOME	2- 1	10- 2	9- 1				
6- 6	0- 1	1- 3	AWAY	2- 2	3- 0	2- 0				
0- 1	0- 0	0- 1	NEUTRAL	0- 0	0- 0	0- 0				
12- 1	1- 0	0- 0	NON-CONFERENCE	1- 1	10- 0	9- 0				
10- 0	1- 0	0- 0	HOME	1- 0	8- 0	8- 0				
2- 1	0- 0	0- 0	AWAY	0- 1	2- 0	1- 0				
0- 0	0- 0	0- 0	NEUTRAL	0- 0	0- 0	0- 0				
9- 10	0- 2	3- 4	CONFERENCE	3- 2	3- 2	2- 1				
5- 4	0- 1	2- 0	HOME	1- 1	2- 2	1- 1				
4- 5	0- 1	1- 3	AWAY	2- 1	1- 0	1- 0				
0- 1	0- 0	0- 1	NEUTRAL	0- 0	0- 0	0- 0				

RPI S	Opponent	Score	RPI S	Opponent	Score	RPI S	Opponent	Score	RPI S	Opponent	Score	Team's RPI: 103
7	H Iowa	63 81	32	A Rutgers	54 60	65	A Cincinnati	65 72	106	H Ohio St.	55 65	
11	H Syracuse	72 68	32	H Rutgers	60 46	74	A Northwestern	61 54	134	A Boston College	77 69	
14	A Maryland	69 71	38	A Michigan St.	68 86	74	H Northwestern	73 64	147	H Penn St.	97 67	
			38	H Michigan St.	81 63	90	A Purdue	65 45	185	A Wisconsin	78 50	
			41	A Indiana	65 61	90	H Purdue	53 64	185	H Wisconsin	74 56	
			41	N Indiana	58 66	94	A Nebraska	57 63	200	H Cornell	65 45	
			42	A Michigan	60 76	96	H UNI	91 75	211	A Xavier	78 53	
									217	H Illinois	62 66	
									260	H Rhode Island	91 71	
									272	H San Diego	53 48	
									298	H Air Force	67 50	
									309	H Incarnate Word	75 39	
									313	H Coppin St.	84 52	
									320	H New Hampshire	70 47	
									349	H Ark.-Pine Bluff	84 42	
LAST 12 Division I GAMES:												
65	A Cincinnati	65 72	147	H Penn St.	97 67							
96	H UNI	91 75	90	A Purdue	65 45							
41	N Indiana	58 66	74	H Northwestern	73 64							
38	H Michigan St.	81 63	41	A Indiana	65 61							
32	A Rutgers	54 60	32	H Rutgers	60 46							
14	A Maryland	69 71	74	A Northwestern	61 54							

Non-Div I Games:

Minnesota

■ Loss, 
 ■ Non-Conf, 
 ■ S Site, 
 ■ Home 
 ■ A Away 
 N Neutral



## Mississippi St.

Through Games Of April 7, 2019

Average RPI Win:	117	WON-LOST	WINNING	LAST 10	STRENGTH OF	OPP. STRENGTH	TEAM	ADJ.	CONF.	ADJ CONF.
Average RPI Loss:	12	RECORD	PCT. RANK	GAMES	SCHEDULE	OF SCHEDULE	RPI	RPI	RPI	RPI
DIV. I ONLY	33- 3	3	0- 1	39	28	8	8	5	5	
DIV. I NON-CONF.	15- 2	16	0- 1	55	26	12	12	6	6	
TOTALS	RPI 1-25	RPI 26-50	W-L RECORDS	RPI 51-100	RPI 101-999	RPI 150+				
33- 3	6- 2	3- 1	OVERALL	9- 0	15- 0	11- 0				
16- 1	3- 0	1- 1	HOME	3- 0	9- 0	7- 0				
13- 1	2- 1	1- 0	AWAY	4- 0	6- 0	4- 0				
4- 1	1- 1	1- 0	NEUTRAL	2- 0	0- 0	0- 0				
15- 2	2- 2	2- 0	NON-CONFERENCE	2- 0	9- 0	6- 0				
9- 0	1- 0	1- 0	HOME	1- 0	6- 0	5- 0				
5- 1	0- 1	1- 0	AWAY	1- 0	3- 0	1- 0				
1- 1	1- 1	0- 0	NEUTRAL	0- 0	0- 0	0- 0				
18- 1	4- 0	1- 1	CONFERENCE	7- 0	6- 0	5- 0				
7- 1	2- 0	0- 1	HOME	2- 0	3- 0	2- 0				
8- 0	2- 0	0- 0	AWAY	3- 0	3- 0	3- 0				
3- 0	0- 0	1- 0	NEUTRAL	2- 0	0- 0	0- 0				

RPI 1-25				RPI 26-50				RPI 51-100				RPI 101+			
RPI	S	Opponent	Score	RPI	S	Opponent	Score	RPI	S	Opponent	Score	RPI	S	Opponent	Score
3	A	Oregon	74 82	29	H	Missouri	67 75	56	A	Auburn	85 59	102	A	Virginia	72 44
3	N	Oregon	84 88	29	N	Missouri	71 56	61	A	Little Rock	98 63	115	H	Georgia	80 71
10	H	Marquette	87 82	33	A	Texas	67 49	68	A	Arkansas	93 69	133	A	Washington	103 56
15	A	Texas A&M	92 64	45	H	Clemson	85 61	68	N	Arkansas	101 70	144	H	Southern U.	103 46
16	N	Arizona St.	76 53					69	H	Tennessee	91 63	159	A	Alabama	65 49
17	A	South Carolina	68 64					69	N	Tennessee	83 68	195	H	Furman	106 41
17	H	South Carolina	89 74					78	H	Lamar University	104 53	197	A	Southern Miss.	86 42
22	H	Kentucky	86 71					93	A	LSU	68 35	210	H	Vanderbilt	86 70
								93	H	LSU	76 56	214	A	Florida	90 42
												237	A	Ole Miss	80 66
												237	H	Ole Miss	80 49
												243	H	Southeast Mo. St.	88 53
												244	H	Jackson St.	105 38
												269	H	Louisiana	104 36
												313	H	Coppin St.	110 38
LAST 12 Division I GAMES:															
		3 N Oregon	84 88			68 N Arkansas	101 70								
		16 N Arizona St.	76 53			17 A South Carolina	68 64								
		45 H Clemson	85 61			93 H LSU	76 56								
		144 H Southern U.	103 46			210 H Vanderbilt	86 70								
		69 N Tennessee	83 68			237 A Ole Miss	80 66								
		29 N Missouri	71 56			15 A Texas A&M	92 64								

Non-Div I Games:

Mississippi St.

■ Loss, 
 ■ Non-Conf, S Site, 
 ■ Home 
 ■ Away 
 N Neutral



Mississippi Valley				Through Games of April 7, 1919						
Average RPI Win:	273	WON-LOST	WINNING	LAST 10	STRENGTH OF	OPP. STRENGTH	TEAM	ADJ.	CONF.	ADJ CONF.
Average RPI Loss:	205	RECORD	PCT. RANK	GAMES	SCHEDULE	OF SCHEDULE	RPI	RPI	RPI	RPI
DIV. I ONLY	6- 24	320	0- 1	284	334	329	329	29	29	
DIV. I NON-CONF.	1- 10	329	0- 0	106	300	274	274	28	28	
-----										
TOTALS	RPI 1-25	RPI 26-50	W-L RECORDS	RPI 51-100	RPI 101-999	RPI 150+				
6- 24	0- 0	0- 1	OVERALL	0- 2	6- 21	6- 17				
3- 7	0- 0	0- 0	HOME	0- 0	3- 7	3- 6				
3- 16	0- 0	0- 1	AWAY	0- 1	3- 14	3- 11				
0- 1	0- 0	0- 0	NEUTRAL	0- 1	0- 0	0- 0				
1- 10	0- 0	0- 1	NON-CONFERENCE	0- 2	1- 7	1- 6				
0- 1	0- 0	0- 0	HOME	0- 0	0- 1	0- 1				
1- 8	0- 0	0- 1	AWAY	0- 1	1- 6	1- 5				
0- 1	0- 0	0- 0	NEUTRAL	0- 1	0- 0	0- 0				
5- 14	0- 0	0- 0	CONFERENCE	0- 0	5- 14	5- 11				
3- 6	0- 0	0- 0	HOME	0- 0	3- 6	3- 5				
2- 8	0- 0	0- 0	AWAY	0- 0	2- 8	2- 6				
0- 0	0- 0	0- 0	NEUTRAL	0- 0	0- 0	0- 0				

RPI 1-25			
RPI	S	Opponent	Score
RPI 26-50			
RPI	S	Opponent	Score
47	A	TCU	47 96
RPI 51-100			
RPI	S	Opponent	Score
60	A	Middle Tenn.	51 101
100	N	Troy	54 75
RPI 101+			
RPI	S	Opponent	Score
112	A	UT Martin	51 110
144	A	Southern U.	44 51
144	A	Southern U.	67 74
144	H	Southern U.	46 67
171	A	Nicholls St.	47 72
180	H	North Ala.	72 86
191	A	Prairie View	55 91
191	H	Prairie View	65 75
196	A	Arkansas St.	57 60
197	A	Southern Miss.	60 67
206	A	Grambling	54 52
206	H	Grambling	79 61
228	A	Texas Southern	45 73
228	H	Texas Southern	50 68
229	A	SMU	47 62
244	A	Jackson St.	56 87
244	H	Jackson St.	86 87
261	A	Austin Peay	95 89
268	A	Alabama St.	67 73
268	H	Alabama St.	64 62
300	A	La.-Monroe	65 72
301	A	Alabama A&M	70 78
301	H	Alabama A&M	60 80
349	A	Ark.-Pine Bluff	62 56
349	H	Ark.-Pine Bluff	82 63
350	A	Alcorn	63 73

Non-Div I Games:

Mississippi Val.

Loss, Non-Conf, S Site, H Home A Away N Neutral



RPI	S	Opponent	Score
350	H	Alcorn	80 81

Mississippi Val.  
a  
l  
.

M  
i  
s  
s  
i  
s  
s  
i  
p  
p  
i  
V  
a  
l  
.

M  
i  
s  
s  
i  
s  
s  
i  
p  
p  
i  
V  
a  
l  
.



Average RPI Win:	124	WON-LOST	WINNING	LAST 10	STRENGTH OF	OPP. STRENGTH	TEAM	ADJ.	CONF.	ADJ CONF.
Average RPI Loss:	60	RECORD	PCT. RANK	GAMES	SCHEDULE	OF SCHEDULE	RPI	RPI	RPI	RPI
DIV. I ONLY	24- 11	65	0- 1	27	56	29	29	5	5	
DIV. I NON-CONF.	12- 4	56	0- 1	41	75	31	31	6	6	
TOTALS	RPI 1-25	RPI 26-50	W-L RECORDS	RPI 51-100	RPI 101-999	RPI 150+				
24- 11	4- 4	2- 2	OVERALL	6- 4	12- 1	11- 1				
12- 3	1- 0	1- 1	HOME	2- 2	8- 0	7- 0				
7- 6	1- 3	0- 0	AWAY	3- 2	3- 1	3- 1				
5- 2	2- 1	1- 1	NEUTRAL	1- 0	1- 0	1- 0				
12- 4	1- 1	2- 2	NON-CONFERENCE	2- 1	7- 0	7- 0				
5- 2	0- 0	1- 1	HOME	0- 1	4- 0	4- 0				
4- 1	0- 1	0- 0	AWAY	1- 0	3- 0	3- 0				
3- 1	1- 0	1- 1	NEUTRAL	1- 0	0- 0	0- 0				
12- 7	3- 3	0- 0	CONFERENCE	4- 3	5- 1	4- 1				
7- 1	1- 0	0- 0	HOME	2- 1	4- 0	3- 0				
3- 5	1- 2	0- 0	AWAY	2- 2	0- 1	0- 1				
2- 1	1- 1	0- 0	NEUTRAL	0- 0	1- 0	1- 0				

RPI 1-25				RPI 26-50				RPI 51-100				RPI 101+			
RPI	S	Opponent	Score	RPI	S	Opponent	Score	RPI	S	Opponent	Score	RPI	S	Opponent	Score
7	A	Iowa	52 68	40	H	Missouri St.	65 61	56	A	Auburn	54 58	115	H	Georgia	61 35
8	A	Mississippi St.	75 67	42	N	Michigan	54 70	56	H	Auburn	74 65	159	H	Alabama	82 47
8	N	Mississippi St.	56 71	44	N	Quinnipiac	65 51	68	A	Arkansas	73 67	163	H	Texas St.	69 50
15	H	Texas A&M	70 65	48	H	South Dakota	61 74	68	H	Arkansas	71 53	183	A	Saint Louis	74 62
17	A	South Carolina	65 79					68	H	Tennessee	66 64	196	H	Arkansas St.	70 50
22	A	Kentucky	41 52					69	H	Tennessee	60 62	210	H	Vanderbilt	69 46
22	N	Kentucky	70 68					82	N	Duke	62 54	214	A	Florida	56 58
24	N	Drake	77 76					83	A	West Virginia	68 51	214	N	Florida	87 56
								88	H	Green Bay	49 56	217	A	Illinois	67 45
								93	A	LSU	51 61	231	H	UMKC	66 59
												235	H	SIUE	59 36
												237	H	Ole Miss	78 55
												241	A	Western Ill.	89 64
LAST 12 Division I GAMES:															
7	A	Iowa	52 68	44	N	Quinnipiac	65 51								
24	N	Drake	77 76	159	H	Alabama	82 47								
214	N	Florida	87 56	68	A	Arkansas	73 67								
22	N	Kentucky	70 68	56	A	Auburn	54 58								
8	N	Mississippi St.	56 71	69	H	Tennessee	60 62								
82	N	Duke	62 54	8	A	Mississippi St.	75 67								

Non-Div I Games:

Missouri

■ Loss, 
 ■ Non-Conf, S Site, 
 ■ Home 
 ■ Away 
 N Neutral



Average RPI Win:	174	WON-LOST	WINNING	LAST 10	STRENGTH OF	OPP. STRENGTH	TEAM	ADJ.	CONF.	ADJ CONF.
Average RPI Loss:	87	RECORD	PCT. RANK	GAMES	SCHEDULE	OF SCHEDULE	RPI	RPI	RPI	RPI
DIV. I ONLY	25- 10	52	0- 1	62	108	40	40	14	14	
DIV. I NON-CONF.	6- 8	194	0- 1	31	17	92	92	15	15	
TOTALS	RPI 1-25	RPI 26-50	W-L RECORDS	RPI 51-100	RPI 101-999	RPI 150+				
25- 10	4- 3	0- 3	OVERALL	4- 0	17- 4	16- 3				
9- 4	0- 2	0- 1	HOME	2- 0	7- 1	7- 0				
10- 5	2- 0	0- 2	AWAY	1- 0	7- 3	6- 3				
6- 1	2- 1	0- 0	NEUTRAL	1- 0	3- 0	3- 0				
6- 8	2- 2	0- 3	NON-CONFERENCE	1- 0	3- 3	3- 3				
2- 2	0- 1	0- 1	HOME	1- 0	1- 0	1- 0				
1- 5	1- 0	0- 2	AWAY	0- 0	0- 3	0- 3				
3- 1	1- 1	0- 0	NEUTRAL	0- 0	2- 0	2- 0				
19- 2	2- 1	0- 0	CONFERENCE	3- 0	14- 1	13- 0				
7- 2	0- 1	0- 0	HOME	1- 0	6- 1	6- 0				
9- 0	1- 0	0- 0	AWAY	1- 0	7- 0	6- 0				
3- 0	1- 0	0- 0	NEUTRAL	1- 0	1- 0	1- 0				

RPI 1-25				RPI 26-50				Team's RPI: 40				RPI 51-100				RPI 101+			
RPI	S	Opponent	Score	RPI	S	Opponent	Score	RPI	S	Opponent	Score	RPI	S	Opponent	Score	RPI	S	Opponent	Score
4	N	Stanford	46 55	29	A	Missouri	61 65	61	H	Little Rock	48 44	135	A	Illinois St.	59 47				
12	A	Iowa St.	69 60	41	A	Indiana	74 98	96	A	UNI	63 58	135	H	Illinois St.	56 60				
13	H	Gonzaga	67 70	48	H	South Dakota	74 85	96	H	UNI	58 48	155	A	Bradley	68 56				
23	N	DePaul	89 78					96	N	UNI	89 64	155	H	Bradley	82 60				
24	A	Drake	85 79									156	A	Southern Ill.	70 58				
24	H	Drake	61 70									156	H	Southern Ill.	66 51				
24	N	Drake	94 79									160	A	North Texas	76 83				
												164	A	Santa Clara	73 77				
												173	N	Louisiana Tech	82 70				
												222	H	Ball St.	74 54				
												235	N	SIUE	68 65				
												247	A	Indiana St.	76 66				
												247	H	Indiana St.	71 58				
												253	A	Loyola Chicago	85 58				
												253	H	Loyola Chicago	84 49				
												253	N	Loyola Chicago	59 50				
												256	A	Wichita St.	60 63				
												304	A	Valparaiso	77 58				
												304	H	Valparaiso	108 63				
												331	A	Evansville	88 46				
												331	H	Evansville	88 66				
LAST 12 Division I GAMES:																			
4	N	Stanford	46 55	247	A	Indiana St.	76 66												
12	A	Iowa St.	69 60	331	A	Evansville	88 46												
23	N	DePaul	89 78	24	H	Drake	61 70												
96	N	UNI	89 64	96	H	UNI	58 48												
24	N	Drake	94 79	253	A	Loyola Chicago	85 58												
253	N	Loyola Chicago	59 50	304	A	Valparaiso	77 58												

Non-Div I Games:

Missouri St.

■ Loss, 
 ■ Non-Conf, 
 ■ S Site, 
 ■ Home 
 ■ A Away 
 N Neutral



[illegible]

Monmouth



Montana

Through Games Of April 7, 2019

Average RPI Win:	207	WON-LOST	WINNING	LAST 10	STRENGTH OF	OPP. STRENGTH	TEAM	ADJ.	CONF.	ADJ CONF.
Average RPI Loss:	140	RECORD	PCT. RANK	GAMES	SCHEDULE	OF SCHEDULE	RPI	RPI	RPI	RPI
DIV. I ONLY	13- 16	207	0- 1	162	167	190	190	16	16	
DIV. I NON-CONF.	4- 4	152	0- 0	36	136	79	79	12	12	
TOTALS	RPI 1-25	RPI 26-50	W-L RECORDS	RPI 51-100	RPI 101-999	RPI 150+				
13- 16	0- 1	0- 1	OVERALL	2- 2	11- 12	8- 5				
9- 4	0- 0	0- 1	HOME	2- 0	7- 3	4- 1				
3- 11	0- 1	0- 0	AWAY	0- 2	3- 8	3- 3				
1- 1	0- 0	0- 0	NEUTRAL	0- 0	1- 1	1- 1				
4- 4	0- 1	0- 1	NON-CONFERENCE	1- 1	3- 1	2- 0				
2- 1	0- 0	0- 1	HOME	1- 0	1- 0	0- 0				
1- 3	0- 1	0- 0	AWAY	0- 1	1- 1	1- 0				
1- 0	0- 0	0- 0	NEUTRAL	0- 0	1- 0	1- 0				
9- 12	0- 0	0- 0	CONFERENCE	1- 1	8- 11	6- 5				
7- 3	0- 0	0- 0	HOME	1- 0	6- 3	4- 1				
2- 8	0- 0	0- 0	AWAY	0- 1	2- 7	2- 3				
0- 1	0- 0	0- 0	NEUTRAL	0- 0	0- 1	0- 1				

RPI 1-25				RPI 26-50				RPI 51-100				RPI 101+ Team's RPI: 190			
RPI	S	Opponent	Score	RPI	S	Opponent	Score	RPI	S	Opponent	Score	RPI	S	Opponent	Score
13	A	Gonzaga	52 76	48	H	South Dakota	41 64	52	A	Arizona	51 100	104	A	Portland St.	60 78
								71	H	UC Davis	62 56	104	H	Portland St.	73 70
								80	A	Idaho	68 76	109	A	Idaho St.	34 50
								80	H	Idaho	82 79	109	H	Idaho St.	60 59
												129	A	Northern Colo.	61 79
												129	H	Northern Colo.	62 73
												132	H	Northern Ill.	86 70
												133	A	Washington	54 69
												150	A	Montana St.	52 74
												150	H	Montana St.	71 75
												187	A	Eastern Wash.	64 67
												187	H	Eastern Wash.	62 68
												199	N	Saint Francis (PA)	79 77
												221	A	Northern Ariz.	65 82
												221	H	Northern Ariz.	78 62
												266	A	Sacramento St.	88 86
												266	H	Sacramento St.	75 67
												275	A	Southern Utah	56 71
												275	H	Southern Utah	79 57
												275	N	Southern Utah	56 64
												312	A	Weber St.	72 60
												312	H	Weber St.	64 56
												343	A	Grand Canyon	69 47
LAST 12 Division I GAMES:															
275	N	Southern Utah	56 64	275	A	Southern Utah	56 71								
199	N	Saint Francis (PA)	79 77	129	A	Northern Colo.	61 79								
71	H	UC Davis	62 56	150	H	Montana St.	71 75								
266	H	Sacramento St.	75 67	109	H	Idaho St.	60 59								
104	H	Portland St.	73 70	312	H	Weber St.	64 56								
221	A	Northern Ariz.	65 82	187	A	Eastern Wash.	64 67								

Non-Div I Games: Providence (MT) 90 45

Montana

Loss, Non-Conf, S Site, H Home A Away N Neutral



Average RPI Win:	235	WON-LOST	WINNING	LAST 10	STRENGTH OF	OPP. STRENGTH	TEAM	ADJ.	CONF.	ADJ CONF.
Average RPI Loss:	96	RECORD	PCT. RANK	GAMES	SCHEDULE	OF SCHEDULE	RPI	RPI	RPI	RPI
DIV. I ONLY	15- 15	165	0- 1	128	154	150	150	16	16	
DIV. I NON-CONF.	4- 5	187	0- 0	61	64	109	109	12	12	
TOTALS	RPI 1-25	RPI 26-50	W-L RECORDS	RPI 51-100	RPI 101-999	RPI 150+				
15- 15	0- 2	0- 1	OVERALL	0- 4	15- 8	13- 2				
7- 6	0- 1	0- 0	HOME	0- 1	7- 4	7- 1				
7- 8	0- 1	0- 1	AWAY	0- 3	7- 3	6- 1				
1- 1	0- 0	0- 0	NEUTRAL	0- 0	1- 1	0- 0				
4- 5	0- 2	0- 1	NON-CONFERENCE	0- 2	4- 0	3- 0				
2- 1	0- 1	0- 0	HOME	0- 0	2- 0	2- 0				
1- 4	0- 1	0- 1	AWAY	0- 2	1- 0	1- 0				
1- 0	0- 0	0- 0	NEUTRAL	0- 0	1- 0	0- 0				
11- 10	0- 0	0- 0	CONFERENCE	0- 2	11- 8	10- 2				
5- 5	0- 0	0- 0	HOME	0- 1	5- 4	5- 1				
6- 4	0- 0	0- 0	AWAY	0- 1	6- 3	5- 1				
0- 1	0- 0	0- 0	NEUTRAL	0- 0	0- 1	0- 0				

RPI 1-25				RPI 26-50				RPI 51-100				RPI 101+ Team's RPI: 150			
RPI	S	Opponent	Score	RPI	S	Opponent	Score	RPI	S	Opponent	Score	RPI	S	Opponent	Score
10	A	Marquette	52 100	47	A	TCU	49 71	53	A	Wyoming	58 66	104	A	Portland St.	53 55
20	H	South Dakota St.	67 88					80	A	Idaho	65 90	104	H	Portland St.	55 68
								80	H	Idaho	66 82	104	N	Portland St.	56 68
								84	A	SFA	53 60	109	A	Idaho St.	43 61
												109	H	Idaho St.	49 62
												129	A	Northern Colo.	79 66
												129	H	Northern Colo.	73 84
												142	N	Delaware	69 60
												163	A	Texas St.	67 59
												187	A	Eastern Wash.	61 47
												187	H	Eastern Wash.	87 89
												190	A	Montana	75 71
												190	H	Montana	74 52
												221	A	Northern Ariz.	72 76
												221	H	Northern Ariz.	80 70
												266	A	Sacramento St.	69 53
												266	H	Sacramento St.	64 58
												271	H	Long Beach St.	85 62
												275	A	Southern Utah	70 55
												275	H	Southern Utah	69 64
												312	A	Weber St.	66 59
												312	H	Weber St.	72 59
												326	H	Omaha	59 56
LAST 12 Division I GAMES:															
104	N	Portland St.	56 68	190	A	Montana	75 71								
163	A	Texas St.	67 59	312	H	Weber St.	72 59								
104	H	Portland St.	55 68	109	H	Idaho St.	49 62								
266	H	Sacramento St.	64 58	80	A	Idaho	65 90								
275	A	Southern Utah	70 55	187	A	Eastern Wash.	61 47								
221	A	Northern Ariz.	72 76	129	H	Northern Colo.	73 84								

Non-Div I Games: Carroll (MT) 64 48

Montana St.

Loss, Non-Conf, S Site, H Home A Away N Neutral



Average RPI Win:	243	WON-LOST	WINNING	LAST 10	STRENGTH OF	OPP. STRENGTH	TEAM	ADJ.	CONF.	ADJ CONF.
Average RPI Loss:	136	RECORD	PCT. RANK	GAMES	SCHEDULE	OF SCHEDULE	RPI	RPI	RPI	RPI
DIV. I ONLY	22- 11	73	0- 1	231	251	125	125	21	21	
DIV. I NON-CONF.	8- 5	112	0- 1	204	213	123	123	22	22	
TOTALS	RPI 1-25	RPI 26-50	W-L RECORDS	RPI 51-100	RPI 101-999	RPI 150+				
22- 11	0- 2	0- 2	OVERALL	1- 1	21- 6	17- 5				
11- 3	0- 0	0- 1	HOME	0- 0	11- 2	9- 2				
10- 7	0- 2	0- 1	AWAY	1- 1	9- 3	7- 3				
1- 1	0- 0	0- 0	NEUTRAL	0- 0	1- 1	1- 0				
8- 5	0- 2	0- 0	NON-CONFERENCE	1- 1	7- 2	6- 2				
4- 1	0- 0	0- 0	HOME	0- 0	4- 1	4- 1				
4- 4	0- 2	0- 0	AWAY	1- 1	3- 1	2- 1				
0- 0	0- 0	0- 0	NEUTRAL	0- 0	0- 0	0- 0				
14- 6	0- 0	0- 2	CONFERENCE	0- 0	14- 4	11- 3				
7- 2	0- 0	0- 1	HOME	0- 0	7- 1	5- 1				
6- 3	0- 0	0- 1	AWAY	0- 0	6- 2	5- 2				
1- 1	0- 0	0- 0	NEUTRAL	0- 0	1- 1	1- 0				

RPI 1-25				RPI 26-50				RPI 51-100				RPI 101+ Team's RPI: 125			
RPI	S	Opponent	Score	RPI	S	Opponent	Score	RPI	S	Opponent	Score	RPI	S	Opponent	Score
1	A	Baylor	58 96	49	A	Belmont	50 77	77	A	Radford	79 72	106	A	Ohio St.	71 61
22	A	Kentucky	57 87	49	H	Belmont	57 77	79	A	Western Ky.	65 68	112	H	UT Martin	85 75
												112	N	UT Martin	58 68
												146	A	Tennessee Tech	73 70
												146	H	Tennessee Tech	77 56
												198	A	N.C. A&T	72 67
												199	A	Saint Francis (PA)	83 89
												216	A	Jacksonville St.	57 68
												216	H	Jacksonville St.	66 55
												216	N	Jacksonville St.	77 60
												235	A	SIUE	73 67
												243	H	Southeast Mo. St.	82 54
												245	A	Gardner-Webb	84 69
												248	H	St. Francis Brooklyn	94 101
												261	A	Austin Peay	80 81
												261	H	Austin Peay	75 84
												262	A	Murray St.	83 61
												262	H	Murray St.	80 71
												294	A	Eastern Ill.	67 57
												303	A	Tennessee St.	85 62
												303	H	Tennessee St.	71 55
												304	H	Valparaiso	68 62
												330	H	Lipscomb	79 44
												331	H	Evansville	85 63
												333	A	Eastern Ky.	64 61
												333	H	Eastern Ky.	68 52
LAST 12 Division I GAMES:															
				79	A	Western Ky.	65 68					146	A	Tennessee Tech	73 70
				106	A	Ohio St.	71 61					216	A	Jacksonville St.	57 68
				216	N	Jacksonville St.	77 60					333	H	Eastern Ky.	68 52
				112	N	UT Martin	58 68					261	H	Austin Peay	75 84
				333	A	Eastern Ky.	64 61					49	H	Belmont	57 77
				262	H	Murray St.	80 71					303	H	Tennessee St.	71 55

Non-Div I Games: Alice Lloyd 121 56 Ky. Christian 119 28

Morehead St.

Loss, Non-Conf, S Site, H Home A Away N Neutral



RPI	S	Opponent	Score
348	H	Chicago St.	104 68

M  
o  
r  
e  
h  
e  
a  
d  
S  
t  
.

M  
o  
r  
e  
h  
e  
a  
d  
S  
t  
.

Morehead St.



RPI 1-25					
RPI	S	Opponent	Score		
14	N	Maryland	44	68	
RPI 26-50					
RPI	S	Opponent	Score		
42	A	Michigan	47	70	
RPI 51-100					
RPI	S	Opponent	Score		
79	A	Western Ky.	43	90	
83	A	West Virginia	37	72	
84	A	SFA	42	69	
Team's RPI:					
RPI	S	Opponent	Score		
107	A	Hartford	59	80	
115	N	Georgia	33	60	
188	H	Bethune-Cookman	69	73	
198	A	N.C. A&T	29	62	
205	A	UMES	57	53	
205	H	UMES	68	73	
227	A	Howard	56	79	
227	H	Howard	62	74	
251	H	Norfolk St.	49	64	
270	N	Niagara	57	67	
297	A	South Carolina St.	63	61	
297	H	South Carolina St.	62	51	
305	H	UMBC	68	73	
313	A	Coppin St.	74	57	
313	H	Coppin St.	70	47	
313	N	Coppin St.	48	50	
319	A	FIU	50	59	
327	H	UMass Lowell	61	49	
328	H	Central Conn. St.	36	60	
335	A	N.C. Central	65	62	
339	A	Delaware St.	57	62	
345	A	Savannah St.	35	53	
345	H	Savannah St.	63	47	
346	H	Florida A&M	75	71	
LAST 12 Division I GAMES:					
313	N	Coppin St.	48	50	
270	N	Niagara	57	67	
313	H	Coppin St.	70	47	
205	A	UMES	57	53	
339	A	Delaware St.	57	62	
227	H	Howard	62	74	
251	H	Norfolk St.	49	64	
345	A	Savannah St.	35	53	
297	A	South Carolina St.	63	61	
313	A	Coppin St.	74	57	
346	H	Florida A&M	75	71	
188	H	Bethune-Cookman	69	73	

Washington Adventis60 43

Page 204



## Mt. St. Mary's

Through Games Of April 7, 2019

Average RPI Win:	262	WON-LOST	WINNING	LAST 10	STRENGTH OF	OPP. STRENGTH	TEAM	ADJ.	CONF.	ADJ CONF.
Average RPI Loss:	202	RECORD	PCT. RANK	GAMES	SCHEDULE	OF SCHEDULE	RPI	RPI	RPI	RPI
DIV. I ONLY	14- 16	191	1- 0	267	344	220	220	30	30	
DIV. I NON-CONF.	5- 5	152	0- 0	116	266	124	124	31	31	
TOTALS	RPI 1-25	RPI 26-50	W-L RECORDS	RPI 51-100	RPI 101-999	RPI 150+				
14- 16	0- 0	0- 1	OVERALL	1- 1	13- 14	12- 13				
8- 4	0- 0	0- 0	HOME	1- 0	7- 4	6- 4				
6- 12	0- 0	0- 1	AWAY	0- 1	6- 10	6- 9				
0- 0	0- 0	0- 0	NEUTRAL	0- 0	0- 0	0- 0				
5- 5	0- 0	0- 1	NON-CONFERENCE	1- 1	4- 3	3- 2				
2- 1	0- 0	0- 0	HOME	1- 0	1- 1	0- 1				
3- 4	0- 0	0- 1	AWAY	0- 1	3- 2	3- 1				
0- 0	0- 0	0- 0	NEUTRAL	0- 0	0- 0	0- 0				
9- 11	0- 0	0- 0	CONFERENCE	0- 0	9- 11	9- 11				
6- 3	0- 0	0- 0	HOME	0- 0	6- 3	6- 3				
3- 8	0- 0	0- 0	AWAY	0- 0	3- 8	3- 8				
0- 0	0- 0	0- 0	NEUTRAL	0- 0	0- 0	0- 0				

RPI S	Opponent	Score	RPI S	Opponent	Score	RPI S	Opponent	Score	RPI S	Opponent	Score	Team's RPI: 220
42	A Michigan	40 88	66	A Virginia Tech	51 83	105	H Towson	87 78	138	A Duquesne	64 73	
			77	H Radford	89 77	162	A Robert Morris	65 69	162	A Robert Morris	58 70	
						162	H Robert Morris	61 55	167	A Rider	67 85	
						193	A Sacred Heart	41 76	193	H Sacred Heart	46 53	
						199	A Saint Francis (PA)	66 68	199	H Saint Francis (PA)	72 83	
						205	H UMES	73 86	245	A Gardner-Webb	69 62	
						248	A St. Francis Brooklyn	80 74	248	A St. Francis Brooklyn	65 69	
						248	H St. Francis Brooklyn	78 75	265	A Loyola Maryland	77 67	
						293	A Bryant	59 77	293	H Bryant	68 73	
						305	A UMBC	65 52	318	A Wagner	76 92	
						318	H Wagner	81 66	328	A Central Conn. St.	61 44	
						328	H Central Conn. St.	84 53	344	A Fairleigh Dickinson	63 47	
						344	H Fairleigh Dickinson	62 57	351	A LIU Brooklyn	61 71	
						351	A LIU Brooklyn	61 71				
LAST 12 Division I GAMES:												
248	A St. Francis Brooklyn	80 74	293	A Bryant	59 77							
162	A Robert Morris	65 69	318	H Wagner	81 66							
193	H Sacred Heart	46 53	162	H Robert Morris	61 55							
248	A St. Francis Brooklyn	65 69	351	A LIU Brooklyn	61 71							
344	H Fairleigh Dickinson	62 57	193	A Sacred Heart	41 76							
328	A Central Conn. St.	61 44	199	H Saint Francis (PA)	72 83							

Non-Div I Games: Washington Col. 74 50

Mt. St. Mary's

Loss, Non-Conf, S Site, H Home A Away N Neutral



M  
t  
.  
S  
t  
.  
M  
a  
r  
y  
'  
s

Mt. St. Mary's  
RPI S Opponent Score

Through Games Of April 7, 2019

RPI	S	Opponent	Score
351	H	LIU Brooklyn	61 45

M  
t  
.  
S  
t  
.  
M  
a  
r  
y  
'  
s

Mt. St. Mary's



Average RPI Win: <b>266</b>	WON-LOST	WINNING	LAST 10	STRENGTH OF	OPP. STRENGTH	TEAM	ADJ.	CONF.	ADJ CONF.
Average RPI Loss: <b>164</b>	RECORD	PCT. RANK	GAMES	SCHEDULE	OF SCHEDULE	RPI	RPI	RPI	RPI
DIV. I ONLY	11- 17	233	0- 1	271	245	262	262	21	21
DIV. I NON-CONF.	2- 7	288	0- 0	283	162	325	325	22	22
TOTALS	RPI 1-25	RPI 26-50	W-L RECORDS	RPI 51-100	RPI 101-999	RPI 150+			
11- 17	0- 1	0- 1	OVERALL	0- 2	11- 13	10- 8			
8- 5	0- 0	0- 1	HOME	0- 0	8- 4	7- 3			
3- 11	0- 1	0- 0	AWAY	0- 2	3- 8	3- 5			
0- 1	0- 0	0- 0	NEUTRAL	0- 0	0- 1	0- 0			
2- 7	0- 1	0- 0	NON-CONFERENCE	0- 2	2- 4	2- 4			
2- 2	0- 0	0- 0	HOME	0- 0	2- 2	2- 2			
0- 5	0- 1	0- 0	AWAY	0- 2	0- 2	0- 2			
0- 0	0- 0	0- 0	NEUTRAL	0- 0	0- 0	0- 0			
9- 10	0- 0	0- 1	CONFERENCE	0- 0	9- 9	8- 4			
6- 3	0- 0	0- 1	HOME	0- 0	6- 2	5- 1			
3- 6	0- 0	0- 0	AWAY	0- 0	3- 6	3- 3			
0- 1	0- 0	0- 0	NEUTRAL	0- 0	0- 1	0- 0			

RPI 1-25				RPI 26-50				RPI 51-100				RPI 101+ Team's RPI: 262			
RPI	S	Opponent	Score	RPI	S	Opponent	Score	RPI	S	Opponent	Score	RPI	S	Opponent	Score
22	A	Kentucky	49 <b>88</b>	49	H	Belmont	58 <b>65</b>	67	A	Butler	65 <b>86</b>	112	A	UT Martin	67 <b>75</b>
								69	A	Tennessee	77 <b>98</b>	112	H	UT Martin	76 73
												112	N	UT Martin	56 <b>77</b>
												125	A	Morehead St.	71 <b>80</b>
												125	H	Morehead St.	61 <b>83</b>
												146	A	Tennessee Tech	65 <b>74</b>
												156	H	Southern Ill.	59 <b>65</b>
												196	A	Arkansas St.	63 <b>74</b>
												216	A	Jacksonville St.	64 59
												217	A	Illinois	52 <b>84</b>
												235	A	SIUE	54 <b>71</b>
												235	H	SIUE	81 75
												243	A	Southeast Mo. St.	64 59
												243	H	Southeast Mo. St.	82 74
												261	A	Austin Peay	56 <b>59</b>
												261	H	Austin Peay	77 72
												294	A	Eastern Ill.	67 <b>75</b>
												294	H	Eastern Ill.	60 51
												301	H	Alabama A&M	53 <b>59</b>
												303	H	Tennessee St.	61 <b>65</b>
												330	H	Lipscomb	97 61
												331	H	Evansville	81 53
												333	A	Eastern Ky.	76 63
												333	H	Eastern Ky.	81 63
LAST 12 Division I GAMES:															
				112	N	UT Martin	56 <b>77</b>			333	A	Eastern Ky.	76 63		
				261	H	Austin Peay	77 72			235	H	SIUE	81 75		
				125	A	Morehead St.	71 <b>80</b>			294	H	Eastern Ill.	60 51		
				243	H	Southeast Mo. St.	82 74			146	A	Tennessee Tech	65 <b>74</b>		
				112	H	UT Martin	76 73			216	A	Jacksonville St.	64 59		
				261	A	Austin Peay	56 <b>59</b>			303	H	Tennessee St.	61 <b>65</b>		

Non-Div I Games: Oakland City 113 55 Bethel (TN) 86 50

Murray St.

Loss, Non-Conf, S Site, H Home A Away N Neutral



Average RPI Win:	<b>298</b>	WON-LOST	WINNING	LAST 10	STRENGTH OF	OPP. STRENGTH	TEAM	ADJ.	CONF.	ADJ CONF.
Average RPI Loss:	<b>156</b>	RECORD	PCT. RANK	GAMES	SCHEDULE	OF SCHEDULE	RPI	RPI	RPI	RPI
DIV. I ONLY	<b>19- 11</b>	<b>98</b>	<b>0- 1</b>	<b>338</b>	<b>327</b>	<b>198</b>	<b>198</b>	<b>32</b>	<b>32</b>	
DIV. I NON-CONF.	<b>2- 10</b>	<b>310</b>	<b>0- 1</b>	<b>263</b>	<b>160</b>	<b>295</b>	<b>295</b>	<b>32</b>	<b>32</b>	
TOTALS	RPI 1-25	RPI 26-50	W-L RECORDS	RPI 51-100	RPI 101-999	RPI 150+				
19- 11	0- 0	0- 1	OVERALL	0- 2	19- 8	19- 5				
8- 3	0- 0	0- 0	HOME	0- 1	8- 2	8- 1				
10- 5	0- 0	0- 1	AWAY	0- 0	10- 4	10- 3				
1- 3	0- 0	0- 0	NEUTRAL	0- 1	1- 2	1- 1				
2- 10	0- 0	0- 1	NON-CONFERENCE	0- 2	2- 7	2- 4				
0- 3	0- 0	0- 0	HOME	0- 1	0- 2	0- 1				
2- 5	0- 0	0- 1	AWAY	0- 0	2- 4	2- 3				
0- 2	0- 0	0- 0	NEUTRAL	0- 1	0- 1	0- 0				
17- 1	0- 0	0- 0	CONFERENCE	0- 0	17- 1	17- 1				
8- 0	0- 0	0- 0	HOME	0- 0	8- 0	8- 0				
8- 0	0- 0	0- 0	AWAY	0- 0	8- 0	8- 0				
1- 1	0- 0	0- 0	NEUTRAL	0- 0	1- 1	1- 1				

RPI S	Opponent	Score	RPI S	Opponent	Score	RPI S	Opponent	Score	RPI S	Opponent	Score	Team's RPI: 198
37	A James Madison	48	57	N Maine	58	102	A Virginia	67				
			92	H VCU	54	125	H Morehead St.	72				
						141	N Yale	59				
						168	H Akron	49				
						188	A Bethune-Cookman	72	48			
						205	A UMES	51	49			
						205	H UMES	70	58			
						227	A Howard	63	58			
						240	A Elon	64	73			
						242	A ETSU	56	61			
						251	A Norfolk St.	49	44			
						251	N Norfolk St.	43	60			
						259	A Navy	49	72			
						297	A South Carolina St.	58	44			
						297	H South Carolina St.	59	52			
						307	A Fla. Atlantic	67	65			
						310	H Morgan St.	62	29			
						313	H Coppin St.	66	42			
						335	A N.C. Central	52	49			
						335	H N.C. Central	86	52			
						335	N N.C. Central	79	49			
						339	A Delaware St.	67	47			
						339	H Delaware St.	72	49			
						342	A Western Caro.	69	51			
						345	H Savannah St.	73	69			
						346	A Florida A&M	56	48			
LAST 12 Division I GAMES:												
37	A James Madison	48	345	H Savannah St.	73	69						
335	N N.C. Central	79	49	297	H South Carolina St.	59	52					
251	N Norfolk St.	43	60	251	A Norfolk St.	49	44					
141	N Yale	49	59	227	A Howard	63	58					
335	H N.C. Central	86	52	205	H UMES	70	58					
346	H Florida A&M	77	53	339	H Delaware St.	72	49					

Non-Div I Games: Winston-Salem 60 56 Johnson C. Smith 50 **53**

N.C. A&amp;T

Loss, Non-Conf, S Site, H Home A Away N Neutral



RPI	S	Opponent	Score
346	H	Florida A&M	77 53

N  
.  
C  
.  
A  
&  
T

N  
.  
C  
.  
A  
&  
T

N.C. A&T



WON-LOST				WINNING		LAST 10		STRENGTH OF		OPP. STRENGTH		TEAM		ADJ.		CONF.		ADJ CONF.	
Average RPI Win: 324		RECORD		PCT. RANK		GAMES		SCHEDULE		OF SCHEDULE		RPI		RPI		RPI		RPI	
DIV. I ONLY		8- 22		290		1- 0		335		348		335		335		32		32	
DIV. I NON-CONF.		2- 10		310		0- 0		296		278		340		340		32		32	
TOTALS		RPI 1-25		RPI 26-50		W-L RECORDS		RPI 51-100		RPI 101-999		RPI 150+							
8- 22		0- 1		0- 0		OVERALL		0- 0		8- 21		8- 18							
5- 9		0- 0		0- 0		HOME		0- 0		5- 9		5- 8							
2- 11		0- 1		0- 0		AWAY		0- 0		2- 10		2- 8							
1- 2		0- 0		0- 0		NEUTRAL		0- 0		1- 2		1- 2							
2- 10		0- 1		0- 0		NON-CONFERENCE		0- 0		2- 9		2- 6							
2- 4		0- 0		0- 0		HOME		0- 0		2- 4		2- 3							
0- 5		0- 1		0- 0		AWAY		0- 0		0- 4		0- 2							
0- 1		0- 0		0- 0		NEUTRAL		0- 0		0- 1		0- 1							
6- 12		0- 0		0- 0		CONFERENCE		0- 0		6- 12		6- 12							
3- 5		0- 0		0- 0		HOME		0- 0		3- 5		3- 5							
2- 6		0- 0		0- 0		AWAY		0- 0		2- 6		2- 6							
1- 1		0- 0		0- 0		NEUTRAL		0- 0		1- 1		1- 1							

[illegible]

Non-Div I Games:	Wilberforce	55	49
------------------	-------------	----	----

N.C. Central

■ Loss, ■ Non-Conf, S Site, H Home A Away N Neutral



RPI	S	Opponent	Score	
345	A	Savannah St.	71	67
345	H	Savannah St.	77	65
346	A	Florida A&M	64	57

N  
.  
C  
.  
C  
e  
n  
t  
r  
a  
l

N  
.  
C  
.  
C  
e  
n  
t  
r  
a  
l

N.C. Central



N  
C  
S  
t  
a  
t  
e

NC State				Through Games Of April 7, 2019							
Average RPI Win:	92	WON-LOST	WINNING	LAST 10	STRENGTH OF	OPP. STRENGTH	TEAM	ADJ.	CONF.	ADJ CONF.	
Average RPI Loss:	14	RECORD	PCT. RANK	GAMES	SCHEDULE	OF SCHEDULE	RPI	RPI	RPI	RPI	
DIV. I ONLY		28- 6	15	0- 1	13	12	9	9	1	1	
DIV. I NON-CONF.		15- 1	5	0- 1	25	39	8	8	2	2	
<hr/>											
TOTALS	RPI 1-25	RPI 26-50		W-L RECORDS	RPI 51-100		RPI 101-999		RPI 150+		
28- 6	4- 5	5- 1		OVERALL	8- 0		11- 0		5- 0		
17- 2	2- 1	3- 1		HOME	6- 0		6- 0		3- 0		
8- 2	1- 2	1- 0		AWAY	2- 0		4- 0		1- 0		
3- 2	1- 2	1- 0		NEUTRAL	0- 0		1- 0		1- 0		
<hr/>											
15- 1	1- 1	3- 0		NON-CONFERENCE	5- 0		6- 0		5- 0		
11- 0	1- 0	2- 0		HOME	4- 0		4- 0		3- 0		
2- 0	0- 0	0- 0		AWAY	1- 0		1- 0		1- 0		
2- 1	0- 1	1- 0		NEUTRAL	0- 0		1- 0		1- 0		
<hr/>											
13- 5	3- 4	2- 1		CONFERENCE	3- 0		5- 0		0- 0		
6- 2	1- 1	1- 1		HOME	2- 0		2- 0		0- 0		
6- 2	1- 2	1- 0		AWAY	1- 0		3- 0		0- 0		
1- 1	1- 1	0- 0		NEUTRAL	0- 0		0- 0		0- 0		
<hr/>											
RPI 1-25		Team's RPI: 9		RPI 26-50		RPI 51-100		RPI 101+			
RPI	S	Opponent	Score	RPI	S	Opponent	Score	RPI	S	Opponent	Score
2	H	Notre Dame	72 95	38	N	Michigan St.	78 74	54	A	Georgetown	76 65
5	A	Louisville	62 92	42	H	Michigan	66 55	57	H	Maine	84 46
5	N	Louisville	68 78	45	H	Clemson	54 51	57	H	Maine	63 51
7	N	Iowa	61 79	46	A	North Carolina	74 69	66	H	Virginia Tech	70 61
11	A	Syracuse	77 73	46	H	North Carolina	51 64	73	A	Georgia Tech	68 60
21	A	Florida St.	70 75	49	H	Belmont	77 62	77	H	Radford	75 58
21	N	Florida St.	69 62					81	H	Kent St.	78 61
22	H	Kentucky	72 57					82	H	Duke	63 51
25	H	Miami (FL)	70 68								
<hr/>											
LAST 12 Division I GAMES:											
<hr/>											
7 N Iowa 61 79				5 A Louisville 62 92							
22 H Kentucky 72 57				46 A North Carolina 74 69							
57 H Maine 63 51				149 H Wake Forest 80 46							
21 N Florida St. 69 62				2 H Notre Dame 72 95							
5 N Louisville 68 78				11 A Syracuse 77 73							
25 H Miami (FL) 70 68				21 A Florida St. 70 75							

N  
C  
S  
t  
a  
t  
e

Non-Div I Games:

NC State



Average RPI Win: <b>316</b>	WON-LOST	WINNING	LAST 10	STRENGTH OF	OPP. STRENGTH	TEAM	ADJ.	CONF.	ADJ CONF.
Average RPI Loss: <b>187</b>	RECORD	PCT. RANK	GAMES	SCHEDULE	OF SCHEDULE	RPI	RPI	RPI	RPI
DIV. I ONLY	6- 24	320	0- 1	274	305	325	325	24	24
DIV. I NON-CONF.	3- 10	276	0- 0	292	339	316	316	26	26
TOTALS	RPI 1-25	RPI 26-50	W-L RECORDS	RPI 51-100	RPI 101-999	RPI 150+			
6- 24	0- 0	0- 0	OVERALL	0- 6	6- 18	6- 17			
3- 10	0- 0	0- 0	HOME	0- 2	3- 8	3- 7			
3- 14	0- 0	0- 0	AWAY	0- 4	3- 10	3- 10			
0- 0	0- 0	0- 0	NEUTRAL	0- 0	0- 0	0- 0			
3- 10	0- 0	0- 0	NON-CONFERENCE	0- 3	3- 7	3- 6			
1- 4	0- 0	0- 0	HOME	0- 1	1- 3	1- 2			
2- 6	0- 0	0- 0	AWAY	0- 2	2- 4	2- 4			
0- 0	0- 0	0- 0	NEUTRAL	0- 0	0- 0	0- 0			
3- 14	0- 0	0- 0	CONFERENCE	0- 3	3- 11	3- 11			
2- 6	0- 0	0- 0	HOME	0- 1	2- 5	2- 5			
1- 8	0- 0	0- 0	AWAY	0- 2	1- 6	1- 6			
0- 0	0- 0	0- 0	NEUTRAL	0- 0	0- 0	0- 0			

RPI S	Opponent	Score	RPI S	Opponent	Score	RPI S	Opponent	Score	RPI S	Opponent	Score	Team's RPI: 325
						58	A Penn	42 85	107	H Hartford	53 84	
						62	A FGCU	42 61	167	A Rider	46 67	
						62	A FGCU	45 58	180	A North Ala.	60 72	
						62	H FGCU	35 67	180	H North Ala.	54 77	
						81	H Kent St.	40 57	181	A Liberty	47 58	
						83	A West Virginia	50 95	181	H Liberty	39 58	
									213	A Stetson	48 74	
									213	H Stetson	47 56	
									227	A Howard	57 77	
									232	A Jacksonville	55 69	
									232	H Jacksonville	56 61	
									234	A North Florida	46 54	
									234	H North Florida	59 78	
									243	H Southeast Mo. St.	58 68	
									250	A Colgate	71 53	
									279	H Vermont	63 71	
									292	A Kennesaw St.	47 70	
									292	H Kennesaw St.	66 60	
									330	A Lipscomb	69 53	
									330	H Lipscomb	80 67	
									342	H Western Caro.	79 71	
									344	A Fairleigh Dickinson	43 64	
									347	A Saint Peter's	57 70	
									351	A LIU Brooklyn	72 51	
LAST 12 Division I GAMES:												
62	A FGCU	45 58	234	H North Florida	59 78	62	A FGCU	42 61	344	A Fairleigh Dickinson	43 64	
234	A North Florida	46 54	292	A Kennesaw St.	47 70	181	A Liberty	47 58	347	A Saint Peter's	57 70	
181	H Liberty	39 58	62	H FGCU	35 67	181	A Liberty	47 58	351	A LIU Brooklyn	72 51	
330	A Lipscomb	69 53	180	H North Ala.	54 77							
232	A Jacksonville	55 69										
213	H Stetson	47 56										

Non-Div I Games:

NJIT

■ Loss, 
 ■ Non-Conf, 
 ■ S Site, 
 ■ Home 
 ■ A Away 
 N Neutral



Average RPI Win: <b>240</b>	WON-LOST	WINNING	LAST 10	STRENGTH OF	OPP. STRENGTH	TEAM	ADJ.	CONF.	ADJ CONF.
Average RPI Loss: <b>172</b>	RECORD	PCT. RANK	GAMES	SCHEDULE	OF SCHEDULE	RPI	RPI	RPI	RPI
DIV. I ONLY	<b>9- 19</b>	<b>266</b>	<b>0- 1</b>	<b>196</b>	<b>255</b>	<b>259</b>	<b>259</b>	<b>18</b>	<b>18</b>
DIV. I NON-CONF.	<b>4- 5</b>	<b>187</b>	<b>0- 0</b>	<b>146</b>	<b>315</b>	<b>180</b>	<b>180</b>	<b>21</b>	<b>21</b>
TOTALS	RPI 1-25	RPI 26-50	W-L RECORDS	RPI 51-100	RPI 101-999	RPI 150+			
9- 19	0- 0	0- 2	OVERALL	0- 3	9- 14	9- 11			
5- 8	0- 0	0- 1	HOME	0- 2	5- 5	5- 3			
4- 11	0- 0	0- 1	AWAY	0- 1	4- 9	4- 8			
0- 0	0- 0	0- 0	NEUTRAL	0- 0	0- 0	0- 0			
4- 5	0- 0	0- 0	NON-CONFERENCE	0- 1	4- 4	4- 3			
2- 2	0- 0	0- 0	HOME	0- 1	2- 1	2- 0			
2- 3	0- 0	0- 0	AWAY	0- 0	2- 3	2- 3			
0- 0	0- 0	0- 0	NEUTRAL	0- 0	0- 0	0- 0			
5- 14	0- 0	0- 2	CONFERENCE	0- 2	5- 10	5- 8			
3- 6	0- 0	0- 1	HOME	0- 1	3- 4	3- 3			
2- 8	0- 0	0- 1	AWAY	0- 1	2- 6	2- 5			
0- 0	0- 0	0- 0	NEUTRAL	0- 0	0- 0	0- 0			

RPI 1-25				RPI 26-50				RPI 51-100				RPI 101+				Team's RPI: 259	
RPI	S	Opponent	Score	RPI	S	Opponent	Score	RPI	S	Opponent	Score	RPI	S	Opponent	Score		
				43	A	Bucknell	48 90	58	H	Penn	61 65	121	H	Marist	48 72		
				43	H	Bucknell	43 77	75	A	American	44 69	130	A	Lehigh	55 66		
								75	H	American	45 58	130	H	Lehigh	38 56		
												167	A	Rider	66 60		
												170	A	Colorado	43 59		
												176	A	Holy Cross	44 47		
												176	H	Holy Cross	54 47		
												178	A	Boston U.	55 66		
												178	H	Boston U.	35 49		
												198	H	N.C. A&T	72 49		
												215	A	Monmouth	67 68		
												238	H	Saint Joseph's	49 48		
												250	A	Colgate	62 49		
												250	H	Colgate	67 52		
												251	A	Norfolk St.	58 65		
												265	A	Loyola Maryland	58 46		
												265	A	Loyola Maryland	45 58		
												265	H	Loyola Maryland	50 55		
												288	A	Army West Point	52 55		
												288	H	Army West Point	48 60		
												298	A	Air Force	54 47		
												322	A	Lafayette	42 55		
												322	H	Lafayette	65 53		
LAST 12 Division I GAMES:																	
				265	A	Loyola Maryland	45 58	288	H	Army West Point	48 60						
				75	A	American	44 69	176	A	Holy Cross	44 47						
				265	H	Loyola Maryland	50 55	250	H	Colgate	67 52						
				43	A	Bucknell	48 90	130	A	Lehigh	55 66						
				178	A	Boston U.	55 66	43	H	Bucknell	43 77						
				322	H	Lafayette	65 53	178	H	Boston U.	35 49						

Non-Div I Games: Catholic 81 36

Navy

■ Loss, 
 ■ Non-Conf, 
 ■ S Site, 
 ■ Home 
 ■ A Away 
 N Neutral



Average RPI Win: 138		WON-LOST	WINNING	LAST 10	STRENGTH OF	OPP. STRENGTH	TEAM	ADJ.	CONF.	ADJ CONF.
Average RPI Loss: 55		RECORD	PCT. RANK	GAMES	SCHEDULE	OF SCHEDULE	RPI	RPI	RPI	RPI
DIV. I ONLY		14- 16	191	0- 1	30	32	94	94	4	4
DIV. I NON-CONF.		5- 6	173	0- 0	115	34	151	151	5	5
TOTALS		RPI 1-25	RPI 26-50		W-L RECORDS		RPI 51-100	RPI 101-999	RPI 150+	
14- 16	0- 7	2- 3		OVERALL		4- 4	8- 2	4- 2		
8- 6	0- 3	2- 2		HOME		1- 1	5- 0	3- 0		
5- 9	0- 4	0- 1		AWAY		2- 2	3- 2	1- 2		
1- 1	0- 0	0- 0		NEUTRAL		1- 1	0- 0	0- 0		
5- 6	0- 3	0- 0		NON-CONFERENCE		1- 2	4- 1	3- 1		
4- 1	0- 1	0- 0		HOME		0- 0	4- 0	3- 0		
0- 5	0- 2	0- 0		AWAY		0- 2	0- 1	0- 1		
1- 0	0- 0	0- 0		NEUTRAL		1- 0	0- 0	0- 0		
9- 10	0- 4	2- 3		CONFERENCE		3- 2	4- 1	1- 1		
4- 5	0- 2	2- 2		HOME		1- 1	1- 0	0- 0		
5- 4	0- 2	0- 1		AWAY		2- 0	3- 1	1- 1		
0- 1	0- 0	0- 0		NEUTRAL		0- 1	0- 0	0- 0		

RPI	S	Opponent	Score	RPI	S	Opponent	Score	RPI	S	Opponent	Score	RPI	S	Opponent	Score
5	A	Louisville	68 85	32	H	Rutgers	56 62	68	A	Arkansas	80 84	103	H	Minnesota	63 57
7	A	Iowa	71 77	38	H	Michigan St.	82 71	74	A	Northwestern	71 64	106	A	Ohio St.	78 69
7	H	Iowa	58 74	41	H	Indiana	78 82	74	H	Northwestern	54 58	147	A	Penn St.	79 74
14	A	Maryland	63 89	42	A	Michigan	61 67	77	N	Radford	77 39	148	H	Kansas	58 52
14	H	Maryland	63 81	42	H	Michigan	70 56	90	A	Purdue	84 64	152	A	Washington St.	84 87
24	H	Drake	77 83					90	H	Purdue	67 61	153	H	Denver	96 71
25	A	Miami (FL)	68 82					90	N	Purdue	71 75	185	A	Wisconsin	69 70
								95	A	Creighton	65 74	217	A	Illinois	77 67
												299	H	San Jose St.	96 63
												341	H	USC Upstate	87 64
LAST 12 Division I GAMES:															
		90	N	Purdue	71	75			90	H	Purdue	67	61		
		147	A	Penn St.	79	74			42	A	Michigan	61	67		
		7	H	Iowa	58	74			41	H	Indiana	78	82		
		74	A	Northwestern	71	64			90	A	Purdue	84	64		
		38	H	Michigan St.	82	71			185	A	Wisconsin	69	70		
		14	A	Maryland	63	89			74	H	Northwestern	54	58		

Non-Div I Games:

Nebraska

■ Loss, 
■ Non-Conf, S Site, 
■ Home 
■ Away 
N Neutral



## Nevada

Average RPI Win: 254

Average RPI Loss: 122

WON-LOST

WINNING

LAST 10

Through Games Of April 7, 2019

STRENGTH OF

OPP. STRENGTH

TEAM

ADJ.

CONF.

ADJ CONF.

RECORD

PCT. RANK

GAMES

SCHEDULE

OF SCHEDULE

RPI

RPI

RPI

RPI

DIV. I ONLY

11- 19

242

1- 0

198

139

246

246

15

15

DIV. I NON-CONF.

3- 7

255

0- 0

235

129

283

283

14

14

TOTALS

RPI 1-25

RPI 26-50

W-L RECORDS

RPI 51-100

RPI 101-999

RPI 150+

11- 19

0- 0

0- 3

OVERALL

0- 6

11- 10

10- 7

6- 9

0- 0

0- 1

HOME

0- 4

6- 4

6- 2

4- 7

0- 0

0- 1

AWAY

0- 1

4- 5

3- 5

1- 3

0- 0

0- 1

NEUTRAL

0- 1

1- 1

1- 0

3- 7

0- 0

0- 0

NON-CONFERENCE

0- 3

3- 4

3- 2

2- 4

0- 0

0- 0

HOME

0- 2

2- 2

2- 1

1- 1

0- 0

0- 0

AWAY

0- 0

1- 1

1- 1

0- 2

0- 0

0- 0

NEUTRAL

0- 1

0- 1

0- 0

8- 12

0- 0

0- 3

CONFERENCE

0- 3

8- 6

7- 5

4- 5

0- 0

0- 1

HOME

0- 2

4- 2

4- 1

3- 6

0- 0

0- 1

AWAY

0- 1

3- 4

2- 4

1- 1

0- 0

0- 1

NEUTRAL

0- 0

1- 0

1- 0

RPI 1-25

RPI 26-50

RPI 51-100

RPI 101+

Team's RPI: 246

RPI S Opponent Score

RPI S Opponent Score

RPI S Opponent Score

RPI S Opponent Score

39 A Boise St. 65 80

51 H Southern California 51 72

127 A Fresno St. 57 41

39 H Boise St. 74 75

53 H Wyoming 51 55

127 H Fresno St. 63 79

39 N Boise St. 67 72

71 N UC Davis 68 84

132 N Northern Ill. 69 98

76 A New Mexico 74 85

137 H Texas Tech 67 86

76 H New Mexico 64 66

164 A Santa Clara 48 56

86 H Utah 52 74

170 H Colorado 52 65

177 A Utah St. 76 79

177 H Utah St. 59 71

189 H Hawaii 79 78

207 A San Diego St. 61 64

207 H San Diego St. 74 69

208 A UNLV 58 67

208 H UNLV 70 62

271 A Long Beach St. 76 67

281 A Colorado St. 62 38

281 H Colorado St. 68 57

298 A Air Force 74 79

298 H Air Force 79 54

299 A San Jose St. 52 49

299 N San Jose St. 78 68

336 H Seattle U 67 54

LAST 12 Division I GAMES:

299 N San Jose St. 78 68

208 A UNLV 58 67

39 N Boise St. 67 72

127 A Fresno St. 57 41

132 N Northern Ill. 69 98

207 H San Diego St. 74 69

207 A San Diego St. 61 64

53 H Wyoming 51 55

298 H Air Force 79 54

76 A New Mexico 74 85

177 H Utah St. 59 71

281 H Colorado St. 68 57

N  
e  
v  
a  
d  
aN  
e  
v  
a  
d  
a

Non-Div I Games: Stanislaus St. 75 52

Nevada

Loss, Non-Conf, S Site, H Home A Away N Neutral

Page 216



# New Hampshire

Through Games Of April 7, 2019

Average RPI Win:	276	WON-LOST	WINNING	LAST 10	STRENGTH OF	OPP. STRENGTH	TEAM	ADJ.	CONF.	ADJ CONF.
Average RPI Loss:	185	RECORD	PCT. RANK	GAMES	SCHEDULE	OF SCHEDULE	RPI	RPI	RPI	RPI
DIV. I ONLY	5- 24	329	0- 1	236	281	320	320	23	23	
DIV. I NON-CONF.	2- 10	310	0- 0	227	293	326	326	25	25	
TOTALS	RPI 1-25	RPI 26-50	W-L RECORDS	RPI 51-100	RPI 101-999	RPI 150+				
5- 24	0- 0	0- 1	OVERALL	0- 3	5- 20	5- 13				
3- 10	0- 0	0- 1	HOME	0- 1	3- 8	3- 6				
2- 14	0- 0	0- 0	AWAY	0- 2	2- 12	2- 7				
0- 0	0- 0	0- 0	NEUTRAL	0- 0	0- 0	0- 0				
2- 10	0- 0	0- 1	NON-CONFERENCE	0- 0	2- 9	2- 6				
2- 3	0- 0	0- 1	HOME	0- 0	2- 2	2- 2				
0- 7	0- 0	0- 0	AWAY	0- 0	0- 7	0- 4				
0- 0	0- 0	0- 0	NEUTRAL	0- 0	0- 0	0- 0				
3- 14	0- 0	0- 0	CONFERENCE	0- 3	3- 11	3- 7				
1- 7	0- 0	0- 0	HOME	0- 1	1- 6	1- 4				
2- 7	0- 0	0- 0	AWAY	0- 2	2- 5	2- 3				
0- 0	0- 0	0- 0	NEUTRAL	0- 0	0- 0	0- 0				

RPI 1-25			RPI 26-50			RPI 51-100			RPI 101+			Team's RPI: 320			
RPI	S	Opponent	Score	RPI	S	Opponent	Score	RPI	S	Opponent	Score				
				50	H	Princeton	42 90	57	A	Maine	46 67	101	A	Northeastern	54 69
								57	A	Maine	36 69	103	A	Minnesota	47 70
								57	H	Maine	45 69	107	A	Hartford	49 56
												107	H	Hartford	48 66
												114	A	South Fla.	36 79
												140	A	Stony Brook	37 67
												140	H	Stony Brook	63 82
												176	H	Holy Cross	74 62
												178	A	Boston U.	39 60
												193	H	Sacred Heart	60 71
												212	H	Dartmouth	42 62
												236	A	Albany (NY)	41 59
												236	H	Albany (NY)	53 78
												255	A	Binghamton	54 53
												255	H	Binghamton	62 71
												279	A	Vermont	60 69
												279	H	Vermont	50 51
												284	A	Brown	70 76
												293	H	Bryant	79 74
												305	A	UMBC	62 64
												305	H	UMBC	47 55
												317	A	North Dakota St.	51 56
												327	A	UMass Lowell	56 53
												327	H	UMass Lowell	54 46
												328	A	Central Conn. St.	47 56
LAST 12 Division I GAMES:															
				57	A	Maine	36 69	255	A	Binghamton	54 53				
				305	H	UMBC	47 55	327	H	UMass Lowell	54 46				
				236	H	Albany (NY)	53 78	57	H	Maine	45 69				
				107	A	Hartford	49 56	236	A	Albany (NY)	41 59				
				140	A	Stony Brook	37 67	305	A	UMBC	62 64				
				279	H	Vermont	50 51	107	H	Hartford	48 66				

Non-Div I Games: U New England 68 44

New Hampshire

Loss, Non-Conf, S Site, H Home A Away N Neutral



Average RPI Win:	190	WON-LOST	WINNING	LAST 10	STRENGTH OF	OPP. STRENGTH	TEAM	ADJ.	CONF.	ADJ CONF.
Average RPI Loss:	142	RECORD	PCT. RANK	GAMES	SCHEDULE	OF SCHEDULE	RPI	RPI	RPI	RPI
DIV. I ONLY	24- 7	28	0- 1	176	152	76	76	15	15	
DIV. I NON-CONF.	10- 2	30	0- 1	90	196	43	43	14	14	
TOTALS	RPI 1-25	RPI 26-50	W-L RECORDS	RPI 51-100	RPI 101-999	RPI 150+				
24- 7	0- 0	0- 1	OVERALL	3- 1	21- 5	16- 4				
16- 2	0- 0	0- 0	HOME	2- 1	14- 1	11- 1				
8- 4	0- 0	0- 1	AWAY	1- 0	7- 3	5- 2				
0- 1	0- 0	0- 0	NEUTRAL	0- 0	0- 1	0- 1				
10- 2	0- 0	0- 0	NON-CONFERENCE	1- 1	9- 1	5- 1				
7- 2	0- 0	0- 0	HOME	1- 1	6- 1	4- 1				
3- 0	0- 0	0- 0	AWAY	0- 0	3- 0	1- 0				
0- 0	0- 0	0- 0	NEUTRAL	0- 0	0- 0	0- 0				
14- 5	0- 0	0- 1	CONFERENCE	2- 0	12- 4	11- 3				
9- 0	0- 0	0- 0	HOME	1- 0	8- 0	7- 0				
5- 4	0- 0	0- 1	AWAY	1- 0	4- 3	4- 2				
0- 1	0- 0	0- 0	NEUTRAL	0- 0	0- 1	0- 1				

[illegible]

Non-Div I Games:

New Mexico

Loss, Non-Conf, S Site, H Home A Away N Neutral



Average RPI Win:	273	WON-LOST	WINNING	LAST 10	STRENGTH OF	OPP. STRENGTH	TEAM	ADJ.	CONF.	ADJ CONF.
Average RPI Loss:	126	RECORD	PCT. RANK	GAMES	SCHEDULE	OF SCHEDULE	RPI	RPI	RPI	RPI
DIV. I ONLY	24- 7	28	0- 1	304	319	124	124	31	31	
DIV. I NON-CONF.	6- 6	152	0- 1	161	242	146	146	30	30	
TOTALS	RPI 1-25	RPI 26-50	W-L RECORDS	RPI 51-100	RPI 101-999	RPI 150+				
24- 7	0- 1	0- 0	OVERALL	0- 3	24- 3	24- 2				
9- 2	0- 0	0- 0	HOME	0- 1	9- 1	9- 0				
11- 4	0- 1	0- 0	AWAY	0- 1	11- 2	11- 2				
4- 1	0- 0	0- 0	NEUTRAL	0- 1	4- 0	4- 0				
6- 6	0- 1	0- 0	NON-CONFERENCE	0- 3	6- 2	6- 1				
1- 2	0- 0	0- 0	HOME	0- 1	1- 1	1- 0				
4- 3	0- 1	0- 0	AWAY	0- 1	4- 1	4- 1				
1- 1	0- 0	0- 0	NEUTRAL	0- 1	1- 0	1- 0				
18- 1	0- 0	0- 0	CONFERENCE	0- 0	18- 1	18- 1				
8- 0	0- 0	0- 0	HOME	0- 0	8- 0	8- 0				
7- 1	0- 0	0- 0	AWAY	0- 0	7- 1	7- 1				
3- 0	0- 0	0- 0	NEUTRAL	0- 0	3- 0	3- 0				

RPI 1-25				RPI 26-50				RPI 51-100				RPI 101+ Team's RPI: 124			
RPI	S	Opponent	Score	RPI	S	Opponent	Score	RPI	S	Opponent	Score	RPI	S	Opponent	Score
12	A	Iowa St.	61 97					76	A	New Mexico	58 83	120	H	Abilene Christian	46 58
								76	H	New Mexico	50 75	153	H	Denver	66 64
								89	N	South Alabama	67 68	169	A	UC Riverside	64 65
												218	A	UTRGV	70 67
												218	H	UTRGV	71 63
												218	N	UTRGV	76 73
												225	A	California Baptist	92 64
												225	H	California Baptist	76 69
												231	A	UMKC	90 86
												231	H	UMKC	68 61
												231	N	UMKC	91 80
												239	A	A&M-Corpus Christi	67 65
												257	A	UTEP	69 65
												274	A	Western Mich.	66 54
												276	A	CSU Bakersfield	61 59
												276	H	CSU Bakersfield	61 48
												291	A	UC Santa Barbara	81 73
												295	A	Utah Valley	72 63
												295	H	Utah Valley	58 52
												336	A	Seattle U	83 72
												336	H	Seattle U	75 55
												343	A	Grand Canyon	51 54
												343	H	Grand Canyon	81 52
												348	A	Chicago St.	87 66
												348	H	Chicago St.	77 54
												348	N	Chicago St.	90 54
LAST 12 Division I GAMES:															
12	A	Iowa St.	61 97	348	H	Chicago St.	77 54	231	H	UMKC	68 61				
348	N	Chicago St.	90 54	218	A	UTRGV	70 67	336	A	Seattle U	83 72				
218	N	UTRGV	76 73	295	A	Utah Valley	72 63	343	H	Grand Canyon	81 52				
231	N	UMKC	91 80	348	H	Chicago St.	77 54								
350	N	Alcorn	82 64	343	H	Grand Canyon	81 52								
225	A	California Baptist	92 64												

Non-Div I Games: Tex. Permian Basin 70 38 Northern N.M. 101 51

New Mexico St.

Loss, Non-Conf, S Site, H Home A Away N Neutral



RPI	S	Opponent	Score
350	N	Alcorn	82 64

N  
e  
w  
M  
e  
x  
i  
c  
o  
s  
t  
.

N  
e  
w  
M  
e  
x  
i  
c  
o  
s  
t  
.

New Mexico St.



Average RPI Win:	299	WON-LOST	WINNING	LAST 10	STRENGTH OF	OPP. STRENGTH	TEAM	ADJ.	CONF.	ADJ CONF.
Average RPI Loss:	181	RECORD	PCT. RANK	GAMES	SCHEDULE	OF SCHEDULE	RPI	RPI	RPI	RPI
DIV. I ONLY	9- 16	249	0- 1	324	280	290	290	25	25	
DIV. I NON-CONF.	1- 5	310	0- 0	203	81	257	257	24	24	
TOTALS	RPI 1-25	RPI 26-50	W-L RECORDS	RPI 51-100	RPI 101-999	RPI 150+				
9- 16	0- 1	0- 1	OVERALL	0- 2	9- 12	9- 10				
5- 5	0- 0	0- 0	HOME	0- 1	5- 4	5- 3				
4- 10	0- 1	0- 1	AWAY	0- 1	4- 7	4- 6				
0- 1	0- 0	0- 0	NEUTRAL	0- 0	0- 1	0- 1				
1- 5	0- 1	0- 1	NON-CONFERENCE	0- 0	1- 3	1- 2				
0- 1	0- 0	0- 0	HOME	0- 0	0- 1	0- 1				
1- 4	0- 1	0- 1	AWAY	0- 0	1- 2	1- 1				
0- 0	0- 0	0- 0	NEUTRAL	0- 0	0- 0	0- 0				
8- 11	0- 0	0- 0	CONFERENCE	0- 2	8- 9	8- 8				
5- 4	0- 0	0- 0	HOME	0- 1	5- 3	5- 2				
3- 6	0- 0	0- 0	AWAY	0- 1	3- 5	3- 5				
0- 1	0- 0	0- 0	NEUTRAL	0- 0	0- 1	0- 1				

RPI 1-25				RPI 26-50				RPI 51-100				RPI 101+ Team's RPI: 290			
RPI	S	Opponent	Score	RPI	S	Opponent	Score	RPI	S	Opponent	Score	RPI	S	Opponent	Score
25	A	Miami (FL)	38 78	30	A	Rice	56 67	78	H	Lamar University	57 79	120	H	Abilene Christian	52 59
								84	A	SFA	38 97	128	A	Pittsburgh	38 90
												171	A	Nicholls St.	58 66
												171	H	Nicholls St.	62 76
												186	A	Sam Houston St.	62 86
												211	A	Xavier	45 61
												230	A	Memphis	66 59
												239	A	A&M-Corpus Christi	51 57
												239	H	A&M-Corpus Christi	56 54
												239 N	A	A&M-Corpus Christi	47 69
												278	H	Central Ark.	60 62
												300	H	La.-Monroe	44 57
												309	A	Incarnate Word	69 81
												309	H	Incarnate Word	58 55
												314	A	McNeese	64 60
												314	H	McNeese	88 76
												321	A	Northwestern St.	67 62
												321	H	Northwestern St.	84 73
												323	A	Southeastern La.	61 58
												323	H	Southeastern La.	46 45
												332	A	Houston Baptist	74 83
LAST 12 Division I GAMES:															
239 N	A	A&M-Corpus Christi	47 69	239	H	A&M-Corpus Christi	56 54								
323	H	Southeastern La.	46 45	171	H	Nicholls St.	62 76								
171	A	Nicholls St.	58 66	321	H	Northwestern St.	84 73								
186	A	Sam Houston St.	62 86	309	H	Incarnate Word	58 55								
314	A	McNeese	64 60	321	A	Northwestern St.	67 62								
323	A	Southeastern La.	61 58	309	A	Incarnate Word	69 81								

Non-Div I Games: Dillard 68 59 Centenary (LA) 104 42 Trinity Baptist 93 38

New Orleans

Loss, Non-Conf, S Site, H Home A Away N Neutral



## Niagara

Through Games Of April 7, 2019

Average RPI Win:	298	WON-LOST	WINNING	LAST 10	STRENGTH OF	OPP. STRENGTH	TEAM	ADJ.	CONF.	ADJ CONF.
Average RPI Loss:	161	RECORD	PCT. RANK	GAMES	SCHEDULE	OF SCHEDULE	RPI	RPI	RPI	RPI
DIV. I ONLY	12- 19	236	0- 1	275	252	270	270	26	26	
DIV. I NON-CONF.	4- 8	238	0- 0	205	156	254	254	27	27	
TOTALS	RPI 1-25	RPI 26-50	W-L RECORDS	RPI 51-100	RPI 101-999	RPI 150+				
12- 19	0- 2	0- 3	OVERALL	0- 1	12- 13	12- 10				
8- 6	0- 0	0- 1	HOME	0- 0	8- 5	8- 4				
3- 11	0- 2	0- 2	AWAY	0- 1	3- 6	3- 5				
1- 2	0- 0	0- 0	NEUTRAL	0- 0	1- 2	1- 1				
4- 8	0- 2	0- 1	NON-CONFERENCE	0- 1	4- 4	4- 3				
3- 2	0- 0	0- 0	HOME	0- 0	3- 2	3- 2				
0- 5	0- 2	0- 1	AWAY	0- 1	0- 1	0- 1				
1- 1	0- 0	0- 0	NEUTRAL	0- 0	1- 1	1- 0				
8- 11	0- 0	0- 2	CONFERENCE	0- 0	8- 9	8- 7				
5- 4	0- 0	0- 1	HOME	0- 0	5- 3	5- 2				
3- 6	0- 0	0- 1	AWAY	0- 0	3- 5	3- 4				
0- 1	0- 0	0- 0	NEUTRAL	0- 0	0- 1	0- 1				

RPI 1-25				RPI 26-50				RPI 51-100				RPI 101+ Team's RPI: 270			
RPI	S	Opponent	Score	RPI	S	Opponent	Score	RPI	S	Opponent	Score	RPI	S	Opponent	Score
11	A	Syracuse	45 94	26	A	Buffalo	61 88	83	A	West Virginia	32 84	121	A	Marist	69 82
12	A	Iowa St.	35 95	44	A	Quinnipiac	42 62					121	H	Marist	58 87
				44	H	Quinnipiac	55 96					141	N	Yale	64 67
												167	H	Rider	64 79
												215	A	Monmouth	54 76
												215	H	Monmouth	81 88
												227	H	Howard	61 68
												238	A	Saint Joseph's	54 68
												250	H	Colgate	74 69
												255	H	Binghamton	79 72
												263	H	St. Bonaventure	48 76
												267	A	Manhattan	58 54
												267	H	Manhattan	61 51
												277	A	Siena	61 67
												283	A	Fairfield	54 55
												283	H	Fairfield	71 68
												283	N	Fairfield	69 74
												286	A	Canisius	51 52
												286	H	Canisius	74 52
												310	N	Morgan St.	67 57
												313	H	Coppin St.	71 69
												324	A	Iona	58 46
												324	H	Iona	72 53
												347	A	Saint Peter's	75 66
												347	H	Saint Peter's	81 57
LAST 12 Division I GAMES:															
				283	N	Fairfield	69 74					215	H	Monmouth	81 88
				310	N	Morgan St.	67 57					277	A	Siena	61 67
				141	N	Yale	64 67					286	H	Canisius	74 52
				121	A	Marist	69 82					283	A	Fairfield	54 55
				286	A	Canisius	51 52					44	A	Quinnipiac	42 62
				167	H	Rider	64 79					324	H	Iona	72 53

Non-Div I Games:

Niagara

■ Loss, 
 ■ Non-Conf, S Site, 
 ■ Home 
 ■ Away 
 N Neutral



Average RPI Win:	292	WON-LOST	WINNING	LAST 10	STRENGTH OF	OPP. STRENGTH	TEAM	ADJ.	CONF.	ADJ CONF.
Average RPI Loss:	138	RECORD	PCT. RANK	GAMES	SCHEDULE	OF SCHEDULE	RPI	RPI	RPI	RPI
DIV. I ONLY	18- 12	111	0- 1	321	269	171	171	25	25	
DIV. I NON-CONF.	4- 7	229	0- 1	197	137	178	178	24	24	
TOTALS	RPI 1-25	RPI 26-50	W-L RECORDS	RPI 51-100	RPI 101-999	RPI 150+				
18- 12	0- 1	0- 0	OVERALL	0- 4	18- 7	18- 5				
9- 1	0- 0	0- 0	HOME	0- 0	9- 1	9- 1				
8- 9	0- 1	0- 0	AWAY	0- 4	8- 4	8- 3				
1- 2	0- 0	0- 0	NEUTRAL	0- 0	1- 2	1- 1				
4- 7	0- 1	0- 0	NON-CONFERENCE	0- 2	4- 4	4- 3				
1- 0	0- 0	0- 0	HOME	0- 0	1- 0	1- 0				
2- 6	0- 1	0- 0	AWAY	0- 2	2- 3	2- 3				
1- 1	0- 0	0- 0	NEUTRAL	0- 0	1- 1	1- 0				
14- 5	0- 0	0- 0	CONFERENCE	0- 2	14- 3	14- 2				
8- 1	0- 0	0- 0	HOME	0- 0	8- 1	8- 1				
6- 3	0- 0	0- 0	AWAY	0- 2	6- 1	6- 0				
0- 1	0- 0	0- 0	NEUTRAL	0- 0	0- 1	0- 1				

RPI S	Opponent	Score	RPI S	Opponent	Score	RPI S	Opponent	Score	RPI S	Opponent	Score	Team's RPI: 171
1	A Baylor	39 100				56	A Auburn	59 80	120	A Abilene Christian	66 76	
						78	A Lamar University	65 78	142	N Delaware	56 71	
						84	A SFA	62 70	163	A Texas St.	67 72	
						93	A LSU	44 76	172	A Tulane	46 71	
									186	H Sam Houston St.	84 81	
									197	A Southern Miss.	71 77	
									228	N Texas Southern	58 57	
									239	H A&M-Corpus Christi	85 55	
									239	N A&M-Corpus Christi	56 69	
									257	A UTEP	58 56	
									278	A Central Ark.	64 60	
									278	H Central Ark.	68 52	
									290	A New Orleans	76 62	
									290	H New Orleans	66 58	
									300	A La.-Monroe	55 54	
									309	H Incarnate Word	86 62	
									314	A McNeese	78 55	
									314	H McNeese	68 69	
									321	A Northwestern St.	89 67	
									321	H Northwestern St.	97 86	
									323	A Southeastern La.	73 66	
									323	H Southeastern La.	72 55	
									329	H Mississippi Val.	72 47	
									332	A Houston Baptist	58 55	
									332	H Houston Baptist	77 54	
LAST 12 Division I GAMES:												
197	A	Southern Miss.	71	77	290	H	New Orleans	66	58			
239	N	A&M-Corpus Christi	56	69	314	A	McNeese	78	55			
142	N	Delaware	56	71	278	H	Central Ark.	68	52			
163	A	Texas St.	67	72	186	H	Sam Houston St.	84	81			
323	H	Southeastern La.	72	55	332	A	Houston Baptist	58	55			
321	A	Northwestern St.	89	67	120	A	Abilene Christian	66	76			

Non-Div I Games: Southern-N.O. 86 49 William Carey 86 45

Nicholls St.

Loss, Non-Conf, S Site, H Home A Away N Neutral



Average RPI Win: 283		WON-LOST	WINNING	LAST 10	STRENGTH OF	OPP. STRENGTH	TEAM	ADJ.	CONF.	ADJ CONF.	
Average RPI Loss: 201		RECORD	PCT. RANK	GAMES	SCHEDULE	OF SCHEDULE	RPI	RPI	RPI	RPI	
DIV. I ONLY		15- 15	165	0- 1	325	337	251	251	32	32	
DIV. I NON-CONF.		3- 8	267	0- 0	286	192	300	300	32	32	
TOTALS		RPI 1-25	RPI 26-50		W-L RECORDS		RPI 51-100		RPI 101-999		RPI 150+
15- 15	0- 0	0- 0		OVERALL		0- 0	15- 15		15- 11		
7- 5	0- 0	0- 0		HOME		0- 0	7- 5		7- 5		
5- 9	0- 0	0- 0		AWAY		0- 0	5- 9		5- 5		
3- 1	0- 0	0- 0		NEUTRAL		0- 0	3- 1		3- 1		
3- 8	0- 0	0- 0		NON-CONFERENCE		0- 0	3- 8		3- 4		
2- 2	0- 0	0- 0		HOME		0- 0	2- 2		2- 2		
0- 6	0- 0	0- 0		AWAY		0- 0	0- 6		0- 2		
1- 0	0- 0	0- 0		NEUTRAL		0- 0	1- 0		1- 0		
12- 7	0- 0	0- 0		CONFERENCE		0- 0	12- 7		12- 7		
5- 3	0- 0	0- 0		HOME		0- 0	5- 3		5- 3		
5- 3	0- 0	0- 0		AWAY		0- 0	5- 3		5- 3		
2- 1	0- 0	0- 0		NEUTRAL		0- 0	2- 1		2- 1		

[illegible]

Non-Div I Games:	Cheyney	93	40	Saint Augustine's	71	38
------------------	---------	----	----	-------------------	----	----

Norfolk St.

■ Loss, ■ Non-Conf, S Site, H Home A Away N Neutral



RPI	S	Opponent	Score	
339	H	Delaware St.	63	50
345	A	Savannah St.	78	42
346	A	Florida A&M	69	45
346	H	Florida A&M	60	58

Norfolk St.

N  
o  
r  
f  
o  
l  
k  
S  
t  
.

N  
o  
r  
f  
o  
l  
k  
S  
t  
.



Average RPI Win:	264	WON-LOST	WINNING	LAST 10	STRENGTH OF	OPP. STRENGTH	TEAM	ADJ.	CONF.	ADJ CONF.
Average RPI Loss:	177	RECORD	PCT. RANK	GAMES	SCHEDULE	OF SCHEDULE	RPI	RPI	RPI	RPI
DIV. I ONLY	17- 9	87	0- 1	340	262	180	180	24	24	
DIV. I NON-CONF.	7- 2	46	0- 1	339	248	147	147	26	26	
TOTALS	RPI 1-25	RPI 26-50	W-L RECORDS	RPI 51-100	RPI 101-999	RPI 150+				
17- 9	0- 0	0- 0	OVERALL	0- 2	17- 7	16- 7				
8- 3	0- 0	0- 0	HOME	0- 1	8- 2	7- 2				
7- 6	0- 0	0- 0	AWAY	0- 1	7- 5	7- 5				
2- 0	0- 0	0- 0	NEUTRAL	0- 0	2- 0	2- 0				
7- 2	0- 0	0- 0	NON-CONFERENCE	0- 0	7- 2	6- 2				
2- 0	0- 0	0- 0	HOME	0- 0	2- 0	1- 0				
3- 2	0- 0	0- 0	AWAY	0- 0	3- 2	3- 2				
2- 0	0- 0	0- 0	NEUTRAL	0- 0	2- 0	2- 0				
10- 7	0- 0	0- 0	CONFERENCE	0- 2	10- 5	10- 5				
6- 3	0- 0	0- 0	HOME	0- 1	6- 2	6- 2				
4- 4	0- 0	0- 0	AWAY	0- 1	4- 3	4- 3				
0- 0	0- 0	0- 0	NEUTRAL	0- 0	0- 0	0- 0				

RPI S	Opponent	Score	RPI S	Opponent	Score	RPI S	Opponent	Score	RPI S	Opponent	Score	Team's RPI: 180
						62	A FGCU	51 76	145	H Georgia St.	64 57	
						62	H FGCU	52 68	160	A North Texas	53 56	
									181	A Liberty	48 61	
									181	H Liberty	57 61	
									197	A Southern Miss.	69 65	
									210	A Vanderbilt	74 71	
									211	A Xavier	81 94	
									213	A Stetson	59 69	
									213	H Stetson	71 55	
									232	A Jacksonville	62 59	
									232	H Jacksonville	68 59	
									234	A North Florida	70 64	
									234	H North Florida	53 55	
									234	H North Florida	77 62	
									243	N Southeast Mo. St.	80 67	
									268	H Alabama St.	68 42	
									292	A Kennesaw St.	72 74	
									292	H Kennesaw St.	80 55	
									325	A NJIT	77 54	
									325	H NJIT	72 60	
									329	A Mississippi Val.	86 72	
									330	A Lipscomb	81 60	
									330	H Lipscomb	71 50	
									342	N Western Caro.	89 66	
LAST 12 Division I GAMES:												
160	A North Texas	53 56	232	H Jacksonville	68 59							
197	A Southern Miss.	69 65	213	A Stetson	59 69							
145	H Georgia St.	64 57	292	A Kennesaw St.	72 74							
234	H North Florida	53 55	181	H Liberty	57 61							
181	A Liberty	48 61	234	H North Florida	77 62							
330	H Lipscomb	71 50	62	A FGCU	51 76							

Non-Div I Games: Stillman 99 43 Martin Methodist 79 48 Lane 98 57 Blue Mountain (MS) 70 42 North Ala.



Average RPI Win:	106	WON-LOST	WINNING	LAST 10	STRENGTH OF	OPP. STRENGTH	TEAM	ADJ.	CONF.	ADJ CONF.
Average RPI Loss:	54	RECORD	PCT. RANK	GAMES	SCHEDULE	OF SCHEDULE	RPI	RPI	RPI	RPI
DIV. I ONLY	18- 15	143	0- 1	14	13	46	46	1	1	
DIV. I NON-CONF.	9- 6	116	0- 1	46	69	70	70	2	2	
TOTALS	RPI 1-25	RPI 26-50	W-L RECORDS	RPI 51-100	RPI 101-999	RPI 150+				
18- 15	2- 7	3- 1	OVERALL	5- 4	8- 3	3- 1				
10- 4	1- 2	0- 0	HOME	3- 2	6- 0	2- 0				
4- 7	1- 3	1- 0	AWAY	1- 1	1- 3	1- 1				
4- 4	0- 2	2- 1	NEUTRAL	1- 1	1- 0	0- 0				
9- 6	0- 1	2- 1	NON-CONFERENCE	2- 2	5- 2	3- 1				
5- 1	0- 0	0- 0	HOME	2- 1	3- 0	2- 0				
1- 2	0- 0	0- 0	AWAY	0- 0	1- 2	1- 1				
3- 3	0- 1	2- 1	NEUTRAL	0- 1	1- 0	0- 0				
9- 9	2- 6	1- 0	CONFERENCE	3- 2	3- 1	0- 0				
5- 3	1- 2	0- 0	HOME	1- 1	3- 0	0- 0				
3- 5	1- 3	1- 0	AWAY	1- 1	0- 1	0- 0				
1- 1	0- 1	0- 0	NEUTRAL	1- 0	0- 0	0- 0				

RPI S	Opponent	Score	RPI S	Opponent	Score	Team's RPI: 46	RPI S	Opponent	Score	RPI S	Opponent	Score
2	H Notre Dame	78 73	28	N UCLA	83 49		56	N Auburn	81 86	102	H Virginia	70 53
2	N Notre Dame	77 95	30	N Rice	71 50		57	H Maine	73 85	106	A Ohio St.	69 76
5	A Louisville	66 73	34	N California	72 92		66	A Virginia Tech	81 69	114	N South Fla.	71 69
9	A NC State	64 51	45	A Clemson	70 64		73	H Georgia Tech	91 90	126	H UNCW	82 55
9	H NC State	69 74					73	N Georgia Tech	80 73	128	A Pittsburgh	78 91
11	A Syracuse	77 90					81	H Kent St.	73 60	134	H Boston College	93 78
21	H Florida St.	63 64					82	A Duke	44 62	149	H Wake Forest	84 61
22	N Kentucky	75 85					82	H Duke	69 85	170	A Colorado	74 86
25	A Miami (FL)	68 76					92	H VCU	59 47	227	H Howard	85 63
										240	A Elon	100 69
										308	H UNC Greensboro	83 62
LAST 12 Division I GAMES:												
34	N California	72 92	102	H Virginia	70 53							
73	N Georgia Tech	80 73	128	A Pittsburgh	78 91							
2	N Notre Dame	77 95	45	A Clemson	70 64							
82	A Duke	44 62	82	H Duke	69 85							
9	H NC State	69 74	9	A NC State	64 51							
134	H Boston College	93 78	73	H Georgia Tech	91 90							

Non-Div I Games:

North Carolina

■ Loss, 
 ■ Non-Conf, 
 ■ S Site, 
 ■ Home 
 ■ A Away 
 N Neutral



# North Dakota

Through Games Of April 7, 2019

Average RPI Win:	272	WON-LOST	WINNING	LAST 10	STRENGTH OF	OPP. STRENGTH	TEAM	ADJ.	CONF.	ADJ CONF.
Average RPI Loss:	133	RECORD	PCT. RANK	GAMES	SCHEDULE	OF SCHEDULE	RPI	RPI	RPI	RPI
DIV. I ONLY	11- 19	242	1- 1	228	174	224	224	19	19	
DIV. I NON-CONF.	4- 8	238	0- 0	241	118	208	208	18	18	
TOTALS	RPI 1-25	RPI 26-50	W-L RECORDS	RPI 51-100	RPI 101-999	RPI 150+				
11- 19	0- 4	0- 3	OVERALL	0- 1	11- 11	11- 9				
3- 6	0- 1	0- 1	HOME	0- 0	3- 4	3- 4				
5- 12	0- 3	0- 1	AWAY	0- 1	5- 7	5- 5				
3- 1	0- 0	0- 1	NEUTRAL	0- 0	3- 0	3- 0				
4- 8	0- 2	0- 0	NON-CONFERENCE	0- 1	4- 5	4- 3				
0- 1	0- 0	0- 0	HOME	0- 0	0- 1	0- 1				
2- 7	0- 2	0- 0	AWAY	0- 1	2- 4	2- 2				
2- 0	0- 0	0- 0	NEUTRAL	0- 0	2- 0	2- 0				
7- 11	0- 2	0- 3	CONFERENCE	0- 0	7- 6	7- 6				
3- 5	0- 1	0- 1	HOME	0- 0	3- 3	3- 3				
3- 5	0- 1	0- 1	AWAY	0- 0	3- 3	3- 3				
1- 1	0- 0	0- 1	NEUTRAL	0- 0	1- 0	1- 0				

RPI	S	Opponent	Score	RPI	S	Opponent	Score	RPI	S	Opponent	Score	RPI	S	Opponent	Score	Team's RPI: 224
11	A	Syracuse	49 85	48	A	South Dakota	54 87	96	A	UNI	60 64	135	A	Illinois St.	55 67	
12	A	Iowa St.	35 87	48	H	South Dakota	50 80					147	A	Penn St.	68 75	
20	A	South Dakota St.	58 81	48	N	South Dakota	61 84					153	A	Denver	66 87	
20	H	South Dakota St.	48 66									153	H	Denver	91 92	
												153	N	Denver	80 67	
												158	A	Oral Roberts	75 67	
												158	H	Oral Roberts	58 80	
												204	H	Milwaukee	46 64	
												209	A	Massachusetts	59 52	
												213	A	Stetson	63 74	
												241	A	Western Ill.	90 111	
												241	H	Western Ill.	80 92	
												252	N	San Francisco	100 97	
												260	A	Rhode Island	63 77	
												274	N	Western Mich.	62 50	
												304	A	Valparaiso	62 56	
												317	A	North Dakota St.	57 69	
												317	H	North Dakota St.	70 58	
												326	A	Omaha	69 68	
												326	H	Omaha	68 57	
												334	A	Purdue Fort Wayne	74 58	
												334	H	Purdue Fort Wayne	79 60	
LAST 12 Division I GAMES:																
153	N	Denver	80 67	20	A	South Dakota St.	58 81									
48	N	South Dakota	61 84	317	H	North Dakota St.	70 58									
48	A	South Dakota	54 87	326	A	Omaha	69 68									
334	A	Purdue Fort Wayne	74 58	241	A	Western Ill.	90 111									
153	H	Denver	91 92	48	H	South Dakota	50 80									
158	H	Oral Roberts	58 80	317	A	North Dakota St.	57 69									

Non-Div I Games: Mayville St. 84 50

North Dakota

Loss, Non-Conf, S Site, H Home A Away N Neutral



Average RPI Win:	292	WON-LOST	WINNING	LAST 10	STRENGTH OF	OPP. STRENGTH	TEAM	ADJ.	CONF.	ADJ CONF.
Average RPI Loss:	159	RECORD	PCT. RANK	GAMES	SCHEDULE	OF SCHEDULE	RPI	RPI	RPI	RPI
DIV. I ONLY	6- 22	311	0- 1	263	212	317	317	19	19	
DIV. I NON-CONF.	2- 9	296	0- 0	303	224	333	333	18	18	
TOTALS	RPI 1-25	RPI 26-50	W-L RECORDS	RPI 51-100	RPI 101-999	RPI 150+				
6- 22	0- 2	0- 3	OVERALL	0- 2	6- 15	6- 14				
5- 7	0- 1	0- 1	HOME	0- 1	5- 4	5- 4				
1- 12	0- 1	0- 1	AWAY	0- 1	1- 9	1- 8				
0- 3	0- 0	0- 1	NEUTRAL	0- 0	0- 2	0- 2				
2- 9	0- 0	0- 0	NON-CONFERENCE	0- 2	2- 7	2- 6				
1- 3	0- 0	0- 0	HOME	0- 1	1- 2	1- 2				
1- 4	0- 0	0- 0	AWAY	0- 1	1- 3	1- 2				
0- 2	0- 0	0- 0	NEUTRAL	0- 0	0- 2	0- 2				
4- 13	0- 2	0- 3	CONFERENCE	0- 0	4- 8	4- 8				
4- 4	0- 1	0- 1	HOME	0- 0	4- 2	4- 2				
0- 8	0- 1	0- 1	AWAY	0- 0	0- 6	0- 6				
0- 1	0- 0	0- 1	NEUTRAL	0- 0	0- 0	0- 0				

RPI S	Opponent	Score	RPI S	Opponent	Score	RPI S	Opponent	Score	RPI S	Opponent	Score	Team's RPI: 317
20	A South Dakota St.	33 86	48	A South Dakota	57 76	95	H Creighton	51 86	132	A Northern Ill.	63 81	
20	H South Dakota St.	48 88	48	H South Dakota	41 67	97	A Pacific	68 75	153	A Denver	54 81	
			48	N South Dakota	51 74				153	H Denver	67 87	
									158	A Oral Roberts	72 101	
									158	H Oral Roberts	54 65	
									160	N North Texas	78 92	
									185	A Wisconsin	53 64	
									204	H Milwaukee	55 57	
									213	A Stetson	59 60	
									224	A North Dakota	58 70	
									224	H North Dakota	69 57	
									231	H UMKC	59 69	
									241	A Western Ill.	70 82	
									241	H Western Ill.	68 60	
									252	N San Francisco	42 75	
									304	A Valparaiso	51 48	
									320	H New Hampshire	56 51	
									326	A Omaha	61 78	
									326	H Omaha	55 48	
									334	A Purdue Fort Wayne	46 66	
									334	H Purdue Fort Wayne	70 54	
LAST 12 Division I GAMES:												
			48	N South Dakota	51 74	153	H Denver	67 87				
			334	A Purdue Fort Wayne	46 66	224	A North Dakota	58 70				
			48	A South Dakota	57 76	241	A Western Ill.	70 82				
			326	H Omaha	55 48	158	A Oral Roberts	72 101				
			20	H South Dakota St.	48 88	20	A South Dakota St.	33 86				
			158	H Oral Roberts	54 65	224	H North Dakota	69 57				

Non-Div I Games: Mayville St. 49 43

North Dakota St.



# North Florida

# Through Games Of April 7, 2019

Average RPI Win:	279	WON-LOST	WINNING	LAST 10	STRENGTH OF	OPP. STRENGTH	TEAM	ADJ.	CONF.	ADJ CONF.
Average RPI Loss:	170	RECORD	PCT. RANK	GAMES	SCHEDULE	OF SCHEDULE	RPI	RPI	RPI	RPI
DIV. I ONLY	13- 14	188	1- 0	309	276	234	234	24	24	
DIV. I NON-CONF.	3- 6	238	0- 0	322	257	321	321	26	26	
TOTALS	RPI 1-25	RPI 26-50	W-L RECORDS	RPI 51-100	RPI 101-999	RPI 150+				
13- 14	0- 1	0- 1	OVERALL	0- 2	13- 10	13- 10				
8- 4	0- 0	0- 0	HOME	0- 1	8- 3	8- 3				
5- 10	0- 1	0- 1	AWAY	0- 1	5- 7	5- 7				
0- 0	0- 0	0- 0	NEUTRAL	0- 0	0- 0	0- 0				
3- 6	0- 1	0- 1	NON-CONFERENCE	0- 0	3- 4	3- 4				
3- 1	0- 0	0- 0	HOME	0- 0	3- 1	3- 1				
0- 5	0- 1	0- 1	AWAY	0- 0	0- 3	0- 3				
0- 0	0- 0	0- 0	NEUTRAL	0- 0	0- 0	0- 0				
10- 8	0- 0	0- 0	CONFERENCE	0- 2	10- 6	10- 6				
5- 3	0- 0	0- 0	HOME	0- 1	5- 2	5- 2				
5- 5	0- 0	0- 0	AWAY	0- 1	5- 4	5- 4				
0- 0	0- 0	0- 0	NEUTRAL	0- 0	0- 0	0- 0				

RPI 1-25				RPI 26-50				RPI 51-100				RPI 101+ Team's RPI: 234			
RPI	S	Opponent	Score	RPI	S	Opponent	Score	RPI	S	Opponent	Score	RPI	S	Opponent	Score
21	A	Florida St.	53 74	41	A	Indiana	52 75	62	A	FGCU	48 80	180	A	North Ala.	55 53
								62	H	FGCU	66 105	180	A	North Ala.	62 77
												180	H	North Ala.	64 70
												181	A	Liberty	53 69
												181	A	Liberty	51 65
												181	H	Liberty	66 54
												188	A	Bethune-Cookman	60 76
												213	A	Stetson	75 62
												213	H	Stetson	71 57
												232	A	Jacksonville	63 75
												232	H	Jacksonville	72 80
												237	A	Ole Miss	69 82
												280	H	Charleston So.	82 76
												281	A	Colorado St.	59 61
												292	A	Kennesaw St.	71 60
												292	H	Kennesaw St.	74 66
												301	H	Alabama A&M	62 63
												319	H	FIU	62 53
												325	A	NJIT	78 59
												325	H	NJIT	54 46
												330	A	Lipscomb	68 53
												330	H	Lipscomb	72 66
												346	H	Florida A&M	64 53
LAST 12 Division I GAMES:															
180	A	North Ala.	55 53	325	A	NJIT	78 59	180	A	North Ala.	62 77				
181	A	Liberty	51 65	292	H	Kennesaw St.	74 66	330	H	Lipscomb	72 66				
325	H	NJIT	54 46	180	A	North Ala.	62 77	292	A	Kennesaw St.	71 60				
213	A	Stetson	75 62	330	H	Lipscomb	72 66	62	A	FGCU	48 80				
181	H	Liberty	66 54												
232	A	Jacksonville	63 75												

Non-Div I Games: Warner 67 36 Trinity Baptist 99 40

North Florida

Loss, Non-Conf, S Site, H Home A Away N Neutral



Average RPI Win:	212	WON-LOST	WINNING	LAST 10	STRENGTH OF	OPP. STRENGTH	TEAM	ADJ.	CONF.	ADJ CONF.
Average RPI Loss:	115	RECORD	PCT. RANK	GAMES	SCHEDULE	OF SCHEDULE	RPI	RPI	RPI	RPI
DIV. I ONLY	15- 16	177	0- 1	103	150	160	160	13	13	
DIV. I NON-CONF.	7- 6	143	0- 1	142	230	170	170	16	16	
TOTALS	RPI 1-25	RPI 26-50	W-L RECORDS	RPI 51-100	RPI 101-999	RPI 150+				
15- 16	0- 0	1- 5	OVERALL	1- 4	13- 7	12- 5				
10- 6	0- 0	1- 2	HOME	0- 1	9- 3	8- 2				
3- 8	0- 0	0- 2	AWAY	1- 2	2- 4	2- 3				
2- 2	0- 0	0- 1	NEUTRAL	0- 1	2- 0	2- 0				
7- 6	0- 0	1- 2	NON-CONFERENCE	0- 1	6- 3	6- 2				
6- 2	0- 0	1- 1	HOME	0- 0	5- 1	5- 1				
0- 3	0- 0	0- 1	AWAY	0- 0	0- 2	0- 1				
1- 1	0- 0	0- 0	NEUTRAL	0- 1	1- 0	1- 0				
8- 10	0- 0	0- 3	CONFERENCE	1- 3	7- 4	6- 3				
4- 4	0- 0	0- 1	HOME	0- 1	4- 2	3- 1				
3- 5	0- 0	0- 1	AWAY	1- 2	2- 2	2- 2				
1- 1	0- 0	0- 1	NEUTRAL	0- 0	1- 0	1- 0				

RPI 1-25				RPI 26-50				RPI 51-100				RPI 101+ Team's RPI: 160			
RPI	S	Opponent	Score	RPI	S	Opponent	Score	RPI	S	Opponent	Score	RPI	S	Opponent	Score
				30	A	Rice	52 64	53	N	Wyoming	49 53	108	H	Charlotte	68 63
				30	H	Rice	47 59	60	A	Middle Tenn.	46 61	110	H	Old Dominion	71 72
				30	N	Rice	43 61	79	A	Western Ky.	76 67	118	A	Appalachian St.	59 76
				33	H	Texas	54 64	79	H	Western Ky.	66 71	173	A	Louisiana Tech	65 54
				36	A	Kansas St.	42 60	91	A	UAB	60 70	177	H	Utah St.	56 54
				40	H	Missouri St.	83 76					177	H	Utah St.	41 57
												180	H	North Ala.	56 53
												197	A	Southern Miss.	62 48
												197	N	Southern Miss.	49 46
												202	A	Marshall	55 67
												218	H	UTRGV	56 42
												229	A	SMU	66 73
												257	A	UTEP	51 59
												257	H	UTEP	70 51
												276	H	CSU Bakersfield	71 59
												302	H	UTSA	54 57
												307	H	Fla. Atlantic	82 62
												317	N	North Dakota St.	92 78
												319	H	FIU	75 50
												332	H	Houston Baptist	100 75
				LAST 12 Division I GAMES:											
				118	A	Appalachian St.	59 76	257	A	UTEP	51 59				
				180	H	North Ala.	56 53	79	H	Western Ky.	66 71				
				177	H	Utah St.	56 54	30	H	Rice	47 59				
				218	H	UTRGV	56 42	319	H	FIU	75 50				
				197	N	Southern Miss.	49 46	307	H	Fla. Atlantic	82 62				
				30	N	Rice	43 61	79	A	Western Ky.	76 67				

Non-Div I Games:	Mid-Amer. Christian	82	35	Xavier (LA)	59	46	Okla. Panhandle	93	52
------------------	---------------------	----	----	-------------	----	----	-----------------	----	----

## North Texas

Loss, Non-Conf, S Site, H Home A Away N Neutral



## Northeastern

Through Games Of April 7, 2019

Average RPI Win:	189	WON-LOST	WINNING	LAST 10	STRENGTH OF	OPP. STRENGTH	TEAM	ADJ.	CONF.	ADJ CONF.
Average RPI Loss:	109	RECORD	PCT. RANK	GAMES	SCHEDULE	OF SCHEDULE	RPI	RPI	RPI	RPI
DIV. I ONLY	20- 12	103	0- 1	116	135	101	101	10	10	
DIV. I NON-CONF.	10- 2	30	0- 1	153	208	35	35	10	10	
TOTALS	RPI 1-25	RPI 26-50	W-L RECORDS	RPI 51-100	RPI 101-999	RPI 150+				
20- 12	0- 0	0- 2	OVERALL	2- 4	18- 6	12- 2				
12- 3	0- 0	0- 1	HOME	2- 1	10- 1	7- 1				
7- 8	0- 0	0- 1	AWAY	0- 2	7- 5	5- 1				
1- 1	0- 0	0- 0	NEUTRAL	0- 1	1- 0	0- 0				
10- 2	0- 0	0- 0	NON-CONFERENCE	2- 1	8- 1	6- 0				
6- 0	0- 0	0- 0	HOME	2- 0	4- 0	4- 0				
4- 2	0- 0	0- 0	AWAY	0- 1	4- 1	2- 0				
0- 0	0- 0	0- 0	NEUTRAL	0- 0	0- 0	0- 0				
10- 10	0- 0	0- 2	CONFERENCE	0- 3	10- 5	6- 2				
6- 3	0- 0	0- 1	HOME	0- 1	6- 1	3- 1				
3- 6	0- 0	0- 1	AWAY	0- 1	3- 4	3- 1				
1- 1	0- 0	0- 0	NEUTRAL	0- 1	1- 0	0- 0				

RPI 1-25			RPI 26-50			RPI 51-100			RPI 101+			Team's RPI: 101			
RPI	S	Opponent	Score	RPI	S	Opponent	Score	RPI	S	Opponent	Score				
				37	A	James Madison	49 84	57	H	Maine	63 55	105	A	Towson	83 88
				37	H	James Madison	51 58	67	A	Butler	72 89	105	H	Towson	77 68
								70	A	Drexel	45 76	116	A	Providence	65 59
								70	H	Drexel	59 61	121	A	Marist	84 90
								70	N	Drexel	69 73	122	A	Dayton	84 79
								87	H	Fordham	58 54	126	A	UNCW	70 83
												126	H	UNCW	83 54
												126	N	UNCW	75 64
												142	A	Delaware	63 77
												142	H	Delaware	75 62
												164	A	William & Mary	75 71
												164	H	William & Mary	88 74
												178	H	Boston U.	81 51
												209	H	Massachusetts	53 52
												214	A	Florida	79 66
												233	A	Hofstra	61 78
												233	H	Hofstra	62 63
												240	A	Elon	83 57
												240	H	Elon	79 71
												283	A	Fairfield	59 50
												296	A	Col. of Charleston	87 56
												296	H	Col. of Charleston	81 69
												298	H	Air Force	54 41
												320	H	New Hampshire	69 54
LAST 12 Division I GAMES:															
				67	A	Butler	72 89	126	H	UNCW	83 54				
				126	N	UNCW	75 64	233	H	Hofstra	62 63				
				70	N	Drexel	69 73	70	A	Drexel	45 76				
				240	A	Elon	83 57	142	A	Delaware	63 77				
				164	A	William & Mary	75 71	105	H	Towson	77 68				
				296	H	Col. of Charleston	81 69	37	H	James Madison	51 58				

Non-Div I Games:

Northeastern

■ Loss, 
 ■ Non-Conf, 
 ■ S Site, 
 ■ Home 
 ■ A Away 
 N Neutral



Average RPI Win:	216	WON-LOST	WINNING	LAST 10	STRENGTH OF	OPP. STRENGTH	TEAM	ADJ.	CONF.	ADJ CONF.
Average RPI Loss:	151	RECORD	PCT. RANK	GAMES	SCHEDULE	OF SCHEDULE	RPI	RPI	RPI	RPI
DIV. I ONLY	13- 18	217	1- 1	243	149	221	221	16	16	
DIV. I NON-CONF.	4- 5	187	0- 0	261	104	203	203	12	12	
TOTALS	RPI 1-25	RPI 26-50	W-L RECORDS	RPI 51-100	RPI 101-999	RPI 150+				
13- 18	0- 0	0- 0	OVERALL	0- 5	13- 13	8- 7				
7- 6	0- 0	0- 0	HOME	0- 2	7- 4	4- 2				
5- 10	0- 0	0- 0	AWAY	0- 2	5- 8	3- 4				
1- 2	0- 0	0- 0	NEUTRAL	0- 1	1- 1	1- 1				
4- 5	0- 0	0- 0	NON-CONFERENCE	0- 2	4- 3	2- 2				
2- 1	0- 0	0- 0	HOME	0- 1	2- 0	1- 0				
2- 3	0- 0	0- 0	AWAY	0- 1	2- 2	1- 1				
0- 1	0- 0	0- 0	NEUTRAL	0- 0	0- 1	0- 1				
9- 13	0- 0	0- 0	CONFERENCE	0- 3	9- 10	6- 5				
5- 5	0- 0	0- 0	HOME	0- 1	5- 4	3- 2				
3- 7	0- 0	0- 0	AWAY	0- 1	3- 6	2- 3				
1- 1	0- 0	0- 0	NEUTRAL	0- 1	1- 0	1- 0				

RPI S	Opponent	Score	RPI S	Opponent	Score	RPI S	Opponent	Score	RPI S	Opponent	Score	Team's RPI: 221
						52	A Arizona	47 71	104	A Portland St.	55 72	
						76	H New Mexico	55 84	104	H Portland St.	59 74	
						80	A Idaho	72 90	109	A Idaho St.	81 77	
						80	H Idaho	69 86	109	H Idaho St.	69 80	
						80	N Idaho	73 90	111	A Loyola Marymount	63 62	
									127	H Fresno St.	86 73	
									129	A Northern Colo.	53 63	
									129	H Northern Colo.	79 68	
									133	A Washington	59 81	
									150	A Montana St.	70 80	
									150	H Montana St.	76 72	
									187	A Eastern Wash.	76 81	
									187	H Eastern Wash.	62 64	
									190	A Montana	62 78	
									190	H Montana	82 65	
									225	H California Baptist	91 88	
									229	N SMU	48 55	
									266	A Sacramento St.	61 65	
									266	H Sacramento St.	71 69	
									266	N Sacramento St.	74 69	
									275	A Southern Utah	78 69	
									275	H Southern Utah	76 82	
									281	A Colorado St.	54 65	
									312	A Weber St.	75 64	
									312	H Weber St.	74 64	
									336	A Seattle U	65 58	
LAST 12 Division I GAMES:												
			266	N Sacramento St.	74 69	187	A Eastern Wash.	76 81				
			80	N Idaho	73 90	80	A Idaho	72 90				
			229	N SMU	48 55	266	H Sacramento St.	71 69				
			129	H Northern Colo.	79 68	104	H Portland St.	59 74				
			190	H Montana	82 65	312	A Weber St.	75 64				
			150	H Montana St.	76 72	109	A Idaho St.	81 77				

Non-Div I Games:

Northern Ariz.

■ Loss, 
■ Non-Conf, 
■ S Site, 
■ Home 
■ A Away 
N Neutral



Average RPI Win: <b>199</b>	WON-LOST	WINNING	LAST 10	STRENGTH OF	OPP. STRENGTH	TEAM	ADJ.	CONF.	ADJ CONF.
Average RPI Loss: <b>164</b>	RECORD	PCT. RANK	GAMES	SCHEDULE	OF SCHEDULE	RPI	RPI	RPI	RPI
DIV. I ONLY	21- 11	80	0- 1	269	131	129	129	16	16
DIV. I NON-CONF.	5- 5	152	0- 1	268	70	162	162	12	12
TOTALS	RPI 1-25	RPI 26-50	W-L RECORDS	RPI 51-100	RPI 101-999	RPI 150+			
21- 11	0- 0	0- 1	OVERALL	2- 2	19- 8	15- 6			
10- 3	0- 0	0- 0	HOME	1- 0	9- 3	7- 2			
10- 7	0- 0	0- 1	AWAY	1- 2	9- 4	7- 3			
1- 1	0- 0	0- 0	NEUTRAL	0- 0	1- 1	1- 1			
5- 5	0- 0	0- 1	NON-CONFERENCE	0- 2	5- 2	5- 2			
3- 0	0- 0	0- 0	HOME	0- 0	3- 0	3- 0			
2- 5	0- 0	0- 1	AWAY	0- 2	2- 2	2- 2			
0- 0	0- 0	0- 0	NEUTRAL	0- 0	0- 0	0- 0			
16- 6	0- 0	0- 0	CONFERENCE	2- 0	14- 6	10- 4			
7- 3	0- 0	0- 0	HOME	1- 0	6- 3	4- 2			
8- 2	0- 0	0- 0	AWAY	1- 0	7- 2	5- 1			
1- 1	0- 0	0- 0	NEUTRAL	0- 0	1- 1	1- 1			

RPI S	Opponent	Score	RPI S	Opponent	Score	RPI S	Opponent	Score	RPI S	Opponent	Score	Team's RPI: 129
27	A BYU	50 70	53	A Wyoming	60 68	104	A Portland St.	66 85				
			80	A Idaho	86 72	104	H Portland St.	79 63				
			80	H Idaho	77 72	109	A Idaho St.	61 59				
			93	A LSU	57 62	109	H Idaho St.	60 56				
						150	A Montana St.	84 73				
						150	H Montana St.	66 79				
						153	H Denver	74 66				
						170	A Colorado	69 77				
						175	H Chattanooga	68 65				
						187	A Eastern Wash.	67 62				
						187	H Eastern Wash.	72 76				
						187	N Eastern Wash.	57 59				
						190	A Montana	73 62				
						190	H Montana	79 61				
						221	A Northern Ariz.	68 79				
						221	H Northern Ariz.	63 53				
						229	H SMU	58 57				
						252	A San Francisco	68 63				
						266	A Sacramento St.	71 61				
						266	H Sacramento St.	82 69				
						275	A Southern Utah	71 44				
						275	H Southern Utah	88 71				
						275	N Southern Utah	82 50				
						281	A Colorado St.	53 47				
						298	A Air Force	57 69				
						312	A Weber St.	75 61				
LAST 12 Division I GAMES:												
53	A Wyoming	60 68	109	A Idaho St.	61 59							
275	N Southern Utah	82 50	190	H Montana	79 61							
187	N Eastern Wash.	57 59	80	H Idaho	77 72							
221	A Northern Ariz.	68 79	187	H Eastern Wash.	72 76							
275	H Southern Utah	88 71	266	A Sacramento St.	71 61							
312	A Weber St.	75 61	104	A Portland St.	66 85							

Non-Div I Games:

Northern Colo.



RPI	S	Opponent	Score
312	H	Weber St.	54 55

Northern Colo.

N  
o  
r  
t  
h  
e  
r  
n  
C  
o  
l  
o  
.

N  
o  
r  
t  
h  
e  
r  
n  
C  
o  
l  
o  
.



Average RPI Win:	220	WON-LOST	WINNING	LAST 10	STRENGTH OF	OPP. STRENGTH	TEAM	ADJ.	CONF.	ADJ CONF.
Average RPI Loss:	78	RECORD	PCT. RANK	GAMES	SCHEDULE	OF SCHEDULE	RPI	RPI	RPI	RPI
DIV. I ONLY	19- 13	115	1- 0	170	103	132	132	8	8	
DIV. I NON-CONF.	8- 4	87	0- 0	299	155	153	153	9	9	
TOTALS	RPI 1-25	RPI 26-50	W-L RECORDS	RPI 51-100	RPI 101-999	RPI 150+				
19- 13	0- 1	0- 6	OVERALL	3- 3	16- 3	15- 3				
13- 3	0- 0	0- 2	HOME	3- 0	10- 1	9- 1				
4- 9	0- 1	0- 3	AWAY	0- 3	4- 2	4- 2				
2- 1	0- 0	0- 1	NEUTRAL	0- 0	2- 0	2- 0				
8- 4	0- 1	0- 1	NON-CONFERENCE	1- 0	7- 2	6- 2				
6- 0	0- 0	0- 0	HOME	1- 0	5- 0	4- 0				
0- 4	0- 1	0- 1	AWAY	0- 0	0- 2	0- 2				
2- 0	0- 0	0- 0	NEUTRAL	0- 0	2- 0	2- 0				
11- 9	0- 0	0- 5	CONFERENCE	2- 3	9- 1	9- 1				
7- 3	0- 0	0- 2	HOME	2- 0	5- 1	5- 1				
4- 5	0- 0	0- 2	AWAY	0- 3	4- 0	4- 0				
0- 1	0- 0	0- 1	NEUTRAL	0- 0	0- 0	0- 0				

RPI 1-25				RPI 26-50				RPI 51-100				RPI 101+				Team's RPI: 132	
RPI	S	Opponent	Score	RPI	S	Opponent	Score	RPI	S	Opponent	Score	RPI	S	Opponent	Score		
12	A	Iowa St.	60 70	26	A	Buffalo	64 93	59	A	Miami (OH)	45 70	141	H	Yale	89 80		
				31	H	Ohio	53 69	59	H	Miami (OH)	82 71	156	A	Southern Ill.	73 82		
				31	N	Ohio	56 72	81	A	Kent St.	78 87	168	H	Akron	70 59		
				35	A	Central Mich.	52 76	96	H	UNI	70 59	190	A	Montana	70 86		
				35	H	Central Mich.	66 89	99	A	Toledo	53 64	201	A	Eastern Mich.	68 65		
				41	A	Indiana	73 91	99	H	Toledo	54 52	201	H	Eastern Mich.	70 60		
												222	A	Ball St.	93 83		
												222	H	Ball St.	64 67		
												223	A	Bowling Green	66 52		
												223	H	Bowling Green	88 47		
												241	N	Western Ill.	86 61		
												246	N	Nevada	98 69		
												274	A	Western Mich.	74 71		
												274	H	Western Mich.	77 64		
												274	H	Western Mich.	70 69		
												284	H	Brown	109 102		
												294	H	Eastern Ill.	78 59		
												317	H	North Dakota St.	81 63		
												348	H	Chicago St.	114 52		
LAST 12 Division I GAMES:																	
				274	H	Western Mich.	70 69	222	H	Ball St.	64 67						
				31	N	Ohio	56 72	99	A	Toledo	53 64						
				246	N	Nevada	98 69	201	H	Eastern Mich.	70 60						
				96	H	UNI	70 59	35	A	Central Mich.	52 76						
				12	A	Iowa St.	60 70	99	H	Toledo	54 52						
				274	A	Western Mich.	74 71	59	A	Miami (OH)	45 70						

Non-Div I Games:

Northern Ill.

■ Loss, 
 ■ Non-Conf, 
 ■ S Site, 
 ■ Home 
 ■ A Away 
 N Neutral



Average RPI Win:	273	WON-LOST	WINNING	LAST 10	STRENGTH OF	OPP. STRENGTH	TEAM	ADJ.	CONF.	ADJ CONF.
Average RPI Loss:	132	RECORD	PCT. RANK	GAMES	SCHEDULE	OF SCHEDULE	RPI	RPI	RPI	RPI
DIV. I ONLY	10- 18	250	0- 1	204	218	249	249	22	22	
DIV. I NON-CONF.	0- 9	336	0- 0	78	110	292	292	19	19	
TOTALS	RPI 1-25	RPI 26-50	W-L RECORDS	RPI 51-100	RPI 101-999	RPI 150+				
10- 18	0- 1	0- 1	OVERALL	0- 6	10- 10	8- 5				
7- 4	0- 0	0- 1	HOME	0- 2	7- 1	5- 0				
3- 11	0- 1	0- 0	AWAY	0- 3	3- 7	3- 3				
0- 3	0- 0	0- 0	NEUTRAL	0- 1	0- 2	0- 2				
0- 9	0- 1	0- 1	NON-CONFERENCE	0- 2	0- 5	0- 3				
0- 2	0- 0	0- 1	HOME	0- 0	0- 1	0- 0				
0- 4	0- 1	0- 0	AWAY	0- 1	0- 2	0- 1				
0- 3	0- 0	0- 0	NEUTRAL	0- 1	0- 2	0- 2				
10- 9	0- 0	0- 0	CONFERENCE	0- 4	10- 5	8- 2				
7- 2	0- 0	0- 0	HOME	0- 2	7- 0	5- 0				
3- 7	0- 0	0- 0	AWAY	0- 2	3- 5	3- 2				
0- 0	0- 0	0- 0	NEUTRAL	0- 0	0- 0	0- 0				

RPI 1-25				RPI 26-50				RPI 51-100				RPI 101+ Team's RPI: 249			
RPI	S	Opponent	Score	RPI	S	Opponent	Score	RPI	S	Opponent	Score	RPI	S	Opponent	Score
5	A	Louisville	59 92	49	H	Belmont	53 71	64	A	Wright St.	56 78	116	A	Providence	43 48
								64	H	Wright St.	55 61	123	A	Youngstown St.	66 77
								81	A	Kent St.	61 62	123	H	Youngstown St.	65 62
								85	N	Pepperdine	46 51	135	H	Illinois St.	53 58
								88	A	Green Bay	42 70	136	A	IUPUI	44 60
								88	H	Green Bay	61 81	136	A	IUPUI	48 70
												136	H	IUPUI	60 57
												168	N	Akron	60 77
												204	A	Milwaukee	38 59
												204	H	Milwaukee	55 54
												261	A	Austin Peay	48 52
												282	N	La Salle	56 74
												287	A	Cleveland St.	47 76
												287	H	Cleveland St.	74 55
												311	A	Oakland	74 63
												311	H	Oakland	72 50
												337	A	Detroit Mercy	81 63
												337	H	Detroit Mercy	68 56
												340	A	UIC	67 49
												340	H	UIC	78 44
LAST 12 Division I GAMES:															
136	A	IUPUI	44 60	204	A	Milwaukee	38 59								
337	A	Detroit Mercy	81 63	88	A	Green Bay	42 70								
311	A	Oakland	74 63	340	H	UIC	78 44								
287	H	Cleveland St.	74 55	136	H	IUPUI	60 57								
123	H	Youngstown St.	65 62	311	H	Oakland	72 50								
64	A	Wright St.	56 78	337	H	Detroit Mercy	68 56								

Non-Div I Games: Alderson Broadus 73 32

Northern Ky.

■ Loss, 
■ Non-Conf, 
■ S Site, 
■ H Home 
■ A Away 
N Neutral



## Northwestern

Through Games Of April 7, 2019

Average RPI Win:	138	WON-LOST	WINNING	LAST 10	STRENGTH OF	OPP. STRENGTH	TEAM	ADJ.	CONF.	ADJ CONF.
Average RPI Loss:	65	RECORD	PCT. RANK	GAMES	SCHEDULE	OF SCHEDULE	RPI	RPI	RPI	RPI
DIV. I ONLY	21- 15	125	0- 1	58	58	74	74	4	4	
DIV. I NON-CONF.	12- 5	71	0- 1	96	56	50	50	5	5	
TOTALS	RPI 1-25	RPI 26-50	W-L RECORDS	RPI 51-100	RPI 101-999	RPI 150+				
21- 15	0- 4	5- 3	OVERALL	5- 4	11- 4	7- 0				
12- 5	0- 1	3- 0	HOME	1- 2	8- 2	4- 0				
8- 8	0- 3	2- 2	AWAY	4- 2	2- 1	2- 0				
1- 2	0- 0	0- 1	NEUTRAL	0- 0	1- 1	1- 0				
12- 5	0- 2	2- 0	NON-CONFERENCE	4- 1	6- 2	4- 0				
6- 2	0- 1	1- 0	HOME	1- 0	4- 1	2- 0				
5- 2	0- 1	1- 0	AWAY	3- 1	1- 0	1- 0				
1- 1	0- 0	0- 0	NEUTRAL	0- 0	1- 1	1- 0				
9- 10	0- 2	3- 3	CONFERENCE	1- 3	5- 2	3- 0				
6- 3	0- 0	2- 0	HOME	0- 2	4- 1	2- 0				
3- 6	0- 2	1- 2	AWAY	1- 1	1- 1	1- 0				
0- 1	0- 0	0- 1	NEUTRAL	0- 0	0- 0	0- 0				

RPI 1-25				RPI 26-50				RPI 51-100 Team's RPI: 74				RPI 101+			
RPI	S	Opponent	Score	RPI	S	Opponent	Score	RPI	S	Opponent	Score	RPI	S	Opponent	Score
7	A	Iowa	50 74	31	H	Ohio	61 58	52	A	Arizona	42 56	103	A	Minnesota	64 73
10	H	Marquette	57 76	32	A	Rutgers	41 45	82	H	Duke	84 58	103	H	Minnesota	54 61
14	A	Maryland	57 72	37	A	James Madison	74 69	83	A	West Virginia	56 54	106	H	Ohio St.	76 59
23	A	DePaul	60 76	38	H	Michigan St.	70 62	88	A	Green Bay	57 55	112	H	UT Martin	90 64
				38	N	Michigan St.	52 68	90	A	Purdue	58 61	122	H	Dayton	74 51
				41	A	Indiana	75 69	90	H	Purdue	54 57	128	H	Pittsburgh	49 52
				41	H	Indiana	69 49	94	A	Nebraska	58 54	147	H	Penn St.	78 63
				42	A	Michigan	78 79	94	H	Nebraska	64 71	148	N	Kansas	57 66
								99	A	Toledo	54 47	185	H	Wisconsin	72 46
LAST 12 Division I GAMES:															
52	A	Arizona	42 56	38	N	Michigan St.	52 68	103	A	Minnesota	64 73	214	A	Florida	83 74
37	A	James Madison	74 69	148	N	Kansas	57 66	217	A	Illinois	64 56	217	H	Illinois	68 45
31	H	Ohio	61 58	7	A	Iowa	50 74	256	N	Wichita St.	65 43	340	H	UIC	87 44
83	A	West Virginia	56 54	41	H	Indiana	69 49	348	H	Chicago St.	97 35				
99	A	Toledo	54 47	94	H	Nebraska	64 71								
122	H	Dayton	74 51	90	A	Purdue	58 61								

Non-Div I Games:

Northwestern

■ Loss, 
 ■ Non-Conf, S Site, 
 ■ Home 
 ■ Away 
 N Neutral



Average RPI Win:	319	WON-LOST	WINNING	LAST 10	STRENGTH OF	OPP. STRENGTH	TEAM	ADJ.	CONF.	ADJ CONF.
Average RPI Loss:	178	RECORD	PCT. RANK	GAMES	SCHEDULE	OF SCHEDULE	RPI	RPI	RPI	RPI
DIV. I ONLY	7- 18	284	0- 0	323	284	321	321	25	25	
DIV. I NON-CONF.	1- 6	318	0- 0	310	113	338	338	24	24	
TOTALS	RPI 1-25	RPI 26-50	W-L RECORDS	RPI 51-100	RPI 101-999	RPI 150+				
7- 18	0- 0	0- 1	OVERALL	0- 4	7- 13	7- 12				
5- 6	0- 0	0- 0	HOME	0- 2	5- 4	5- 3				
2- 12	0- 0	0- 1	AWAY	0- 2	2- 9	2- 9				
0- 0	0- 0	0- 0	NEUTRAL	0- 0	0- 0	0- 0				
1- 6	0- 0	0- 1	NON-CONFERENCE	0- 1	1- 4	1- 4				
1- 1	0- 0	0- 0	HOME	0- 0	1- 1	1- 1				
0- 5	0- 0	0- 1	AWAY	0- 1	0- 3	0- 3				
0- 0	0- 0	0- 0	NEUTRAL	0- 0	0- 0	0- 0				
6- 12	0- 0	0- 0	CONFERENCE	0- 3	6- 9	6- 8				
4- 5	0- 0	0- 0	HOME	0- 2	4- 3	4- 2				
2- 7	0- 0	0- 0	AWAY	0- 1	2- 6	2- 6				
0- 0	0- 0	0- 0	NEUTRAL	0- 0	0- 0	0- 0				

RPI 1-25				RPI 26-50				RPI 51-100				RPI 101+				Team's RPI: 321	
RPI	S	Opponent	Score	RPI	S	Opponent	Score	RPI	S	Opponent	Score	RPI	S	Opponent	Score		
				33	A	Texas	66 104	68	A	Arkansas	53 98	120	H	Abilene Christian	63 72		
								78	H	Lamar University	70 94	154	A	Oklahoma	56 93		
								84	A	SFA	56 84	159	A	Alabama	73 87		
								84	H	SFA	67 87	171	A	Nicholls St.	86 97		
												171	H	Nicholls St.	67 89		
												186	A	Sam Houston St.	55 66		
												197	A	Southern Miss.	54 69		
												239	A	A&M-Corpus Christi	55 79		
												278	A	Central Ark.	52 74		
												278	H	Central Ark.	78 74		
												290	A	New Orleans	73 84		
												290	H	New Orleans	62 67		
												300	H	La.-Monroe	55 63		
												309	A	Incarnate Word	91 100		
												314	A	McNeese	89 73		
												314	H	McNeese	82 63		
												323	A	Southeastern La.	60 56		
												323	H	Southeastern La.	58 47		
												332	H	Houston Baptist	63 46		
												350	H	Alcorn	78 65		
LAST 12 Division I GAMES:																	
				278	H	Central Ark.	78 74	78	H	Lamar University	70 94						
				171	H	Nicholls St.	67 89	314	A	McNeese	89 73						
				323	A	Southeastern La.	60 56	290	A	New Orleans	73 84						
				309	A	Incarnate Word	91 100	278	A	Central Ark.	52 74						
				332	H	Houston Baptist	63 46	290	H	New Orleans	62 67						
				84	H	SFA	67 87	323	H	Southeastern La.	58 47						

Non-Div I Games: Loyola (LA) 71 66 Central Baptist 82 56 LeTourneau 100 40 Centenary (LA) 94 51 Northwestern St.



Average RPI Win:	64	WON-LOST	WINNING	LAST 10	STRENGTH OF	OPP. STRENGTH	TEAM	ADJ.	CONF.	ADJ CONF.
Average RPI Loss:	20	RECORD	PCT. RANK	GAMES	SCHEDULE	OF SCHEDULE	RPI	RPI	RPI	RPI
DIV. I ONLY	35- 4	4	2- 1	1	2	2	2	1	1	
DIV. I NON-CONF.	18- 2	14	2- 1	1	5	2	2	2	2	
TOTALS	RPI 1-25	RPI 26-50	W-L RECORDS	RPI 51-100	RPI 101-999	RPI 150+				
35- 4	15- 3	3- 1	OVERALL	9- 0	8- 0	2- 0				
16- 1	3- 1	1- 0	HOME	5- 0	7- 0	2- 0				
10- 2	4- 1	1- 1	AWAY	4- 0	1- 0	0- 0				
9- 1	8- 1	1- 0	NEUTRAL	0- 0	0- 0	0- 0				
18- 2	9- 2	1- 0	NON-CONFERENCE	5- 0	3- 0	2- 0				
8- 1	1- 1	1- 0	HOME	3- 0	3- 0	2- 0				
4- 0	2- 0	0- 0	AWAY	2- 0	0- 0	0- 0				
6- 1	6- 1	0- 0	NEUTRAL	0- 0	0- 0	0- 0				
17- 2	6- 1	2- 1	CONFERENCE	4- 0	5- 0	0- 0				
8- 0	2- 0	0- 0	HOME	2- 0	4- 0	0- 0				
6- 2	2- 1	1- 1	AWAY	2- 0	1- 0	0- 0				
3- 0	2- 0	1- 0	NEUTRAL	0- 0	0- 0	0- 0				

RPI S	Opponent	Score	RPI S	Opponent	Score	RPI S	Opponent	Score	RPI S	Opponent	Score
1 N	Baylor	81 82	38 H	Michigan St.	91 63	58 H	Penn	75 55	102 H	Virginia	103 66
4 N	Stanford	84 68	45 A	Clemson	101 63	66 A	Virginia Tech	80 51	128 H	Pittsburgh	100 44
5 H	Louisville	82 68	46 A	North Carolina	73 78	69 A	Tennessee	77 62	130 H	Lehigh	95 68
5 N	Louisville	99 79	46 N	North Carolina	95 77	73 A	Georgia Tech	76 55	134 A	Boston College	97 47
6 H	UConn	71 89				73 H	Georgia Tech	90 50	134 H	Boston College	92 63
6 N	UConn	81 76				79 H	Western Ky.	94 53	149 H	Wake Forest	78 48
7 H	Iowa	105 71				82 H	Duke	89 61	188 H	Bethune-Cookman	92 50
9 A	NC State	95 72				98 H	Harvard	103 58	255 H	Binghamton	103 53
10 A	Marquette	87 63				99 A	Toledo	72 56			
11 A	Syracuse	98 68									
11 N	Syracuse	91 66									
13 N	Gonzaga	81 65									
15 N	Texas A&M	87 80									
19 N	Oregon St.	91 81									
21 H	Florida St.	97 70									
23 A	DePaul	101 77									
24 N	Drake	82 64									
25 A	Miami (FL)	65 72									
LAST 12 Division I GAMES:											
1 N	Baylor	81 82	46 N	North Carolina	95 77						
6 N	UConn	81 76	5 N	Louisville	99 79						
4 N	Stanford	84 68	11 N	Syracuse	91 66						
15 N	Texas A&M	87 80	19 N	Oregon St.	91 81						
38 H	Michigan St.	91 63	24 N	Drake	82 64						
188 H	Bethune-Cookman	92 50	102 H	Virginia	103 66						

Non-Div I Games:

Notre Dame



Average RPI Win: <b>325</b>	WON-LOST	WINNING	LAST 10	STRENGTH OF	OPP. STRENGTH	TEAM	ADJ.	CONF.	ADJ CONF.
Average RPI Loss: <b>142</b>	RECORD	PCT. RANK	GAMES	SCHEDULE	OF SCHEDULE	RPI	RPI	RPI	RPI
DIV. I ONLY	4- 24	338	0- 1	171	216	311	311	22	22
DIV. I NON-CONF.	1- 8	321	0- 0	45	91	253	253	19	19
TOTALS	RPI 1-25	RPI 26-50	W-L RECORDS	RPI 51-100	RPI 101-999	RPI 150+			
4- 24	0- 0	0- 4	OVERALL	0- 6	4- 14	4- 9			
3- 10	0- 0	0- 3	HOME	0- 2	3- 5	3- 3			
1- 13	0- 0	0- 1	AWAY	0- 4	1- 8	1- 5			
0- 1	0- 0	0- 0	NEUTRAL	0- 0	0- 1	0- 1			
1- 8	0- 0	0- 4	NON-CONFERENCE	0- 1	1- 3	1- 2			
1- 3	0- 0	0- 3	HOME	0- 0	1- 0	1- 0			
0- 4	0- 0	0- 1	AWAY	0- 1	0- 2	0- 1			
0- 1	0- 0	0- 0	NEUTRAL	0- 0	0- 1	0- 1			
3- 16	0- 0	0- 0	CONFERENCE	0- 5	3- 11	3- 7			
2- 7	0- 0	0- 0	HOME	0- 2	2- 5	2- 3			
1- 9	0- 0	0- 0	AWAY	0- 3	1- 6	1- 4			
0- 0	0- 0	0- 0	NEUTRAL	0- 0	0- 0	0- 0			

RPI S	Opponent	Score	RPI S	Opponent	Score	RPI S	Opponent	Score	RPI S	Opponent	Score	Team's RPI: 311
35	A Central Mich.	61 104	64	A Wright St.	58 69	123	A Youngstown St.	61 76				
38	H Michigan St.	58 102	64	A Wright St.	60 83	123	H Youngstown St.	55 69				
41	H Indiana	32 59	64	H Wright St.	64 73	135	A Illinois St.	56 62				
42	H Michigan	59 85	81	A Kent St.	65 75	136	A IUPUI	53 82				
			88	A Green Bay	32 72	136	H IUPUI	70 76				
			88	H Green Bay	53 77	155	A Bradley	64 73				
						168	N Akron	65 85				
						204	A Milwaukee	53 83				
						204	H Milwaukee	52 79				
						249	A Northern Ky.	50 72				
						249	H Northern Ky.	63 74				
						286	H Canisius	71 60				
						287	A Cleveland St.	90 98				
						287	H Cleveland St.	62 64				
						337	A Detroit Mercy	76 65				
						337	H Detroit Mercy	74 67				
						340	A UIC	65 69				
						340	H UIC	74 57				
LAST 12 Division I GAMES:												
64	A Wright St.	60 83	136	H IUPUI	70 76							
64	H Wright St.	64 73	337	A Detroit Mercy	76 65							
249	H Northern Ky.	63 74	287	A Cleveland St.	90 98							
204	A Milwaukee	53 83	123	A Youngstown St.	61 76							
88	A Green Bay	32 72	249	A Northern Ky.	50 72							
340	H UIC	74 57	64	A Wright St.	58 69							

Non-Div I Games: Grace Bible (MI) 94 48 Rochester College 64 46

Oakland

Loss, Non-Conf, S Site, H Home A Away N Neutral



Average RPI Win: <b>160</b>	WON-LOST	WINNING	LAST 10	STRENGTH OF	OPP. STRENGTH	TEAM	ADJ.	CONF.	ADJ CONF.
Average RPI Loss: <b>53</b>	RECORD	PCT. RANK	GAMES	SCHEDULE	OF SCHEDULE	RPI	RPI	RPI	RPI
DIV. I ONLY	<b>30- 6</b>	<b>13</b>	<b>0- 1</b>	<b>91</b>	<b>87</b>	<b>31</b>	<b>31</b>	<b>8</b>	<b>8</b>
DIV. I NON-CONF.	<b>14- 1</b>	<b>7</b>	<b>0- 1</b>	<b>217</b>	<b>141</b>	<b>32</b>	<b>32</b>	<b>9</b>	<b>9</b>
TOTALS	RPI 1-25	RPI 26-50	W-L RECORDS	RPI 51-100	RPI 101-999	RPI 150+			
30- 6	0- 0	2- 3	OVERALL	9- 3	19- 0	14- 0			
15- 3	0- 0	0- 2	HOME	4- 1	11- 0	9- 0			
11- 2	0- 0	2- 0	AWAY	3- 2	6- 0	4- 0			
4- 1	0- 0	0- 1	NEUTRAL	2- 0	2- 0	1- 0			
14- 1	0- 0	0- 0	NON-CONFERENCE	5- 1	9- 0	6- 0			
9- 0	0- 0	0- 0	HOME	3- 0	6- 0	4- 0			
3- 1	0- 0	0- 0	AWAY	1- 1	2- 0	1- 0			
2- 0	0- 0	0- 0	NEUTRAL	1- 0	1- 0	1- 0			
16- 5	0- 0	2- 3	CONFERENCE	4- 2	10- 0	8- 0			
6- 3	0- 0	0- 2	HOME	1- 1	5- 0	5- 0			
8- 1	0- 0	2- 0	AWAY	2- 1	4- 0	3- 0			
2- 1	0- 0	0- 1	NEUTRAL	1- 0	1- 0	0- 0			

RPI S	Opponent	Score	RPI S	Opponent	Score	RPI S	Opponent	Score	RPI S	Opponent	Score
26	A Buffalo	74 71	26	H Buffalo	43 <b>73</b>	59	A Miami (OH)	70 66	113	H High Point	81 74
26	N Buffalo	61 <b>77</b>	26	N Buffalo	61 <b>77</b>	59	H Miami (OH)	61 <b>67</b>	126	H UNCW	95 72
35	A Central Mich.	78 75	35	A Central Mich.	78 75	59	N Miami (OH)	74 48	132	A Northern Ill.	69 53
35	H Central Mich.	70 <b>88</b>	35	H Central Mich.	70 <b>88</b>	60	H Middle Tenn.	59 57	132	N Northern Ill.	72 56
						74	A Northwestern	58 <b>61</b>	136	A IUPUI	73 66
						75	A American	77 67	168	A Akron	81 71
						78	N Lamar University	87 62	168	H Akron	92 70
						79	H Western Ky.	68 60	201	H Eastern Mich.	85 44
						81	A Kent St.	69 67	222	A Ball St.	90 75
						81	H Kent St.	83 81	222	H Ball St.	94 62
						90	H Purdue	80 73	223	A Bowling Green	82 79
						99	A Toledo	50 <b>76</b>	223	H Bowling Green	76 68
									255	H Binghamton	86 49
									263	N St. Bonaventure	70 53
									273	A Richmond	109 58
									274	H Western Mich.	70 56
									287	H Cleveland St.	72 54
									313	H Coppin St.	87 62
									333	H Eastern Ky.	100 60
LAST 12 Division I GAMES:											
74	A Northwestern	58 <b>61</b>	26	N Buffalo	61 <b>77</b>						
79	H Western Ky.	68 60	223	H Bowling Green	76 68						
60	H Middle Tenn.	59 57	59	A Miami (OH)	70 66						
113	H High Point	81 74	168	A Akron	81 71						
132	N Northern Ill.	72 56	26	H Buffalo	43 <b>73</b>						
59	N Miami (OH)	74 48	81	A Kent St.	69 67						

Non-Div I Games:

Ohio

■ Loss, 
 ■ Non-Conf, 
 ■ S Site, 
 ■ Home 
 ■ A Away 
 N Neutral



Average RPI Win:	128	WON-LOST	WINNING	LAST 10	STRENGTH OF	OPP. STRENGTH	TEAM	ADJ.	CONF.	ADJ CONF.
Average RPI Loss:	71	RECORD	PCT. RANK	GAMES	SCHEDULE	OF SCHEDULE	RPI	RPI	RPI	RPI
DIV. I ONLY	14- 15	185	0- 1	46	42	106	106	4	4	
DIV. I NON-CONF.	4- 6	209	0- 1	107	27	204	204	5	5	
TOTALS	RPI 1-25	RPI 26-50	W-L RECORDS	RPI 51-100	RPI 101-999	RPI 150+				
14- 15	0- 4	5- 2	OVERALL	1- 5	8- 4	5- 1				
9- 6	0- 2	3- 1	HOME	1- 1	5- 2	4- 0				
5- 6	0- 2	2- 1	AWAY	0- 2	3- 1	1- 0				
0- 3	0- 0	0- 0	NEUTRAL	0- 2	0- 1	0- 1				
4- 6	0- 1	1- 0	NON-CONFERENCE	1- 2	2- 3	2- 0				
4- 2	0- 0	1- 0	HOME	1- 0	2- 2	2- 0				
0- 2	0- 1	0- 0	AWAY	0- 0	0- 1	0- 0				
0- 2	0- 0	0- 0	NEUTRAL	0- 2	0- 0	0- 0				
10- 9	0- 3	4- 2	CONFERENCE	0- 3	6- 1	3- 1				
5- 4	0- 2	2- 1	HOME	0- 1	3- 0	2- 0				
5- 4	0- 1	2- 1	AWAY	0- 2	3- 0	1- 0				
0- 1	0- 0	0- 0	NEUTRAL	0- 0	0- 1	0- 1				

RPI 1-25				RPI 26-50				RPI 51-100				RPI 101+ Team's RPI: 106			
RPI	S	Opponent	Score	RPI	S	Opponent	Score	RPI	S	Opponent	Score	RPI	S	Opponent	Score
6	A	UConn	53 85	32	A	Rutgers	59 39	65	H	Cincinnati	69 56	103	A	Minnesota	65 55
7	H	Iowa	52 78	32	H	Rutgers	56 66	66	N	Virginia Tech	73 81	114	H	South Fla.	47 71
14	A	Maryland	69 75	38	A	Michigan St.	77 70	67	N	Butler	53 66	125	H	Morehead St.	61 71
14	H	Maryland	57 70	38	H	Michigan St.	65 55	74	A	Northwestern	59 76	133	A	Washington	59 69
				41	H	Indiana	55 50	90	A	Purdue	42 60	147	A	Penn St.	76 71
				42	A	Michigan	58 62	94	H	Nebraska	69 78	147	H	Penn St.	78 73
				46	H	North Carolina	76 69					185	A	Wisconsin	61 50
												185	H	Wisconsin	70 68
												185	N	Wisconsin	63 73
												214	H	Florida	46 41
												217	H	Illinois	78 70
												337	H	Detroit Mercy	55 41
LAST 12 Division I GAMES:															
125	H	Morehead St.	61 71	32	A	Rutgers	59 39	7	H	Iowa	52 78				
185	N	Wisconsin	63 73	147	H	Penn St.	78 73	74	A	Northwestern	59 76				
32	H	Rutgers	56 66	217	H	Illinois	78 70	103	A	Minnesota	65 55				
185	A	Wisconsin	61 50												
38	A	Michigan St.	77 70												
185	H	Wisconsin	70 68												

Non-Div I Games:

Ohio St.

■ Loss, 
 ■ Non-Conf, 
 ■ S Site, 
 ■ H Home 
 ■ A Away 
 N Neutral



## Oklahoma

Through Games Of April 7, 2019

Average RPI Win:	177	WON-LOST	WINNING	LAST 10	STRENGTH OF	OPP. STRENGTH	TEAM	ADJ.	CONF.	ADJ CONF.
Average RPI Loss:	60	RECORD	PCT. RANK	GAMES	SCHEDULE	OF SCHEDULE	RPI	RPI	RPI	RPI
DIV. I ONLY	8- 22	290	0- 1	18	23	154	154	3	3	
DIV. I NON-CONF.	4- 7	229	0- 0	38	62	154	154	3	3	
TOTALS	RPI 1-25	RPI 26-50	W-L RECORDS	RPI 51-100	RPI 101-999	RPI 150+				
8- 22	0- 6	0- 7	OVERALL	2- 4	6- 5	3- 0				
6- 8	0- 4	0- 3	HOME	1- 1	5- 0	2- 0				
2- 11	0- 2	0- 3	AWAY	1- 2	1- 4	1- 0				
0- 3	0- 0	0- 1	NEUTRAL	0- 1	0- 1	0- 0				
4- 7	0- 2	0- 1	NON-CONFERENCE	1- 3	3- 1	3- 0				
3- 2	0- 2	0- 0	HOME	1- 0	2- 0	2- 0				
1- 3	0- 0	0- 0	AWAY	0- 2	1- 1	1- 0				
0- 2	0- 0	0- 1	NEUTRAL	0- 1	0- 0	0- 0				
4- 15	0- 4	0- 6	CONFERENCE	1- 1	3- 4	0- 0				
3- 6	0- 2	0- 3	HOME	0- 1	3- 0	0- 0				
1- 8	0- 2	0- 3	AWAY	1- 0	0- 3	0- 0				
0- 1	0- 0	0- 0	NEUTRAL	0- 0	0- 1	0- 0				

RPI	S	Opponent	Score	RPI	S	Opponent	Score	RPI	S	Opponent	Score	RPI	S	Opponent	Score	Team's RPI: 154
1	A	Baylor	53 87	33	A	Texas	63 73	56	A	Auburn	79 95	114	A	South Fla.	70 87	
1	H	Baylor	53 74	33	H	Texas	67 76	76	A	New Mexico	80 84	137	A	Texas Tech	82 88	
6	H	UConn	63 72	36	A	Kansas St.	56 86	79	H	Western Ky.	90 83	137	H	Texas Tech	66 61	
12	A	Iowa St.	78 104	36	H	Kansas St.	75 83	83	A	West Virginia	80 69	137	N	Texas Tech	84 104	
12	H	Iowa St.	70 91	45	N	Clemson	62 74	83	H	West Virginia	55 66	143	A	Oklahoma St.	74 84	
23	H	DePaul	76 87	47	A	TCU	71 86	91	N	UAB	84 89	143	H	Oklahoma St.	75 66	
				47	H	TCU	63 76					148	A	Kansas	79 88	
												148	H	Kansas	78 67	
												229	A	SMU	77 61	
												278	H	Central Ark.	65 52	
												321	H	Northwestern St.	93 56	
LAST 12 Division I GAMES:																
137	N	Texas Tech	84 104	12	H	Iowa St.	70 91									
45	N	Clemson	62 74	1	A	Baylor	53 87									
137	A	Texas Tech	82 88	148	H	Kansas	78 67									
47	H	TCU	63 76	36	H	Kansas St.	75 83									
143	H	Oklahoma St.	75 66	143	A	Oklahoma St.	74 84									
83	A	West Virginia	80 69	33	H	Texas	67 76									

Non-Div I Games:

Oklahoma

■ Loss, 
■ Non-Conf, 
■ S Site, 
■ H Home 
■ A Away 
N Neutral



Average RPI Win:	185	WON-LOST	WINNING	LAST 10	STRENGTH OF	OPP. STRENGTH	TEAM	ADJ.	CONF.	ADJ CONF.
Average RPI Loss:	57	RECORD	PCT. RANK	GAMES	SCHEDULE	OF SCHEDULE	RPI	RPI	RPI	RPI
DIV. I ONLY	14- 16	191	0- 1	75	43	143	143	3	3	
DIV. I NON-CONF.	9- 2	33	0- 0	233	217	105	105	3	3	
TOTALS	RPI 1-25	RPI 26-50	W-L RECORDS	RPI 51-100	RPI 101-999	RPI 150+				
14- 16	0- 4	1- 6	OVERALL	0- 3	13- 3	10- 1				
12- 6	0- 2	1- 2	HOME	0- 2	11- 0	9- 0				
2- 9	0- 2	0- 4	AWAY	0- 1	2- 2	1- 1				
0- 1	0- 0	0- 0	NEUTRAL	0- 0	0- 1	0- 0				
9- 2	0- 0	0- 1	NON-CONFERENCE	0- 1	9- 0	9- 0				
8- 1	0- 0	0- 0	HOME	0- 1	8- 0	8- 0				
1- 1	0- 0	0- 1	AWAY	0- 0	1- 0	1- 0				
0- 0	0- 0	0- 0	NEUTRAL	0- 0	0- 0	0- 0				
5- 14	0- 4	1- 5	CONFERENCE	0- 2	4- 3	1- 1				
4- 5	0- 2	1- 2	HOME	0- 1	3- 0	1- 0				
1- 8	0- 2	0- 3	AWAY	0- 1	1- 2	0- 1				
0- 1	0- 0	0- 0	NEUTRAL	0- 0	0- 1	0- 0				

RPI 1-25				RPI 26-50				RPI 51-100				RPI 101+ Team's RPI: 143			
RPI	S	Opponent	Score	RPI	S	Opponent	Score	RPI	S	Opponent	Score	RPI	S	Opponent	Score
1	A	Baylor	44 76	28	A	UCLA	59 71	69	H	Tennessee	63 76	137	A	Texas Tech	78 90
1	H	Baylor	58 66	33	A	Texas	51 60	83	A	West Virginia	58 67	137	H	Texas Tech	65 57
12	A	Iowa St.	67 89	33	H	Texas	55 61	83	H	West Virginia	54 77	148	A	Kansas	72 62
12	H	Iowa St.	71 84	36	A	Kansas St.	48 59					148	H	Kansas	72 52
				36	H	Kansas St.	58 68					148	N	Kansas	66 76
				47	A	TCU	55 69					154	A	Oklahoma	66 75
				47	H	TCU	75 71					154	H	Oklahoma	84 74
												158	H	Oral Roberts	89 69
												163	H	Texas St.	66 55
												169	H	UC Riverside	76 51
												191	H	Prairie View	70 50
												196	H	Arkansas St.	62 60
												206	H	Grambling	86 40
												256	A	Wichita St.	60 47
												289	H	Samford	82 62
												332	H	Houston Baptist	77 44
LAST 12 Division I GAMES:															
148	N	Kansas	66 76	12	A	Iowa St.	67 89								
36	H	Kansas St.	58 68	33	H	Texas	55 61								
1	A	Baylor	44 76	137	A	Texas Tech	78 90								
154	A	Oklahoma	66 75	154	H	Oklahoma	84 74								
148	H	Kansas	72 52	47	A	TCU	55 69								
83	H	West Virginia	54 77	1	H	Baylor	58 66								

Non-Div I Games:

Oklahoma St.



Average RPI Win:	216	WON-LOST	WINNING	LAST 10	STRENGTH OF	OPP. STRENGTH	TEAM	ADJ.	CONF.	ADJ CONF.
Average RPI Loss:	84	RECORD	PCT. RANK	GAMES	SCHEDULE	OF SCHEDULE	RPI	RPI	RPI	RPI
DIV. I ONLY	21- 11	80	0- 1	180	122	110	110	13	13	
DIV. I NON-CONF.	10- 4	66	0- 1	133	142	67	67	16	16	
TOTALS	RPI 1-25	RPI 26-50	W-L RECORDS	RPI 51-100	RPI 101-999	RPI 150+				
21- 11	0- 1	0- 1	OVERALL	3- 5	18- 4	17- 1				
11- 3	0- 0	0- 0	HOME	2- 1	9- 2	9- 0				
7- 6	0- 1	0- 1	AWAY	1- 2	6- 2	6- 1				
3- 2	0- 0	0- 0	NEUTRAL	0- 2	3- 0	2- 0				
10- 4	0- 1	0- 0	NON-CONFERENCE	2- 2	8- 1	7- 0				
5- 1	0- 0	0- 0	HOME	1- 0	4- 1	4- 0				
3- 2	0- 1	0- 0	AWAY	1- 1	2- 0	2- 0				
2- 1	0- 0	0- 0	NEUTRAL	0- 1	2- 0	1- 0				
11- 7	0- 0	0- 1	CONFERENCE	1- 3	10- 3	10- 1				
6- 2	0- 0	0- 0	HOME	1- 1	5- 1	5- 0				
4- 4	0- 0	0- 1	AWAY	0- 1	4- 2	4- 1				
1- 1	0- 0	0- 0	NEUTRAL	0- 1	1- 0	1- 0				

RPI 1-25				RPI 26-50				RPI 51-100				RPI 101+ Team's RPI: 110			
RPI	S	Opponent	Score	RPI	S	Opponent	Score	RPI	S	Opponent	Score	RPI	S	Opponent	Score
9	A	NC State	56 85	30	A	Rice	42 48	55	A	Villanova	81 86	102	H	Virginia	67 73
								60	H	Middle Tenn.	70 65	108	A	Charlotte	59 69
								63	N	Saint Mary's (CA)	65 83	108	H	Charlotte	53 60
								65	A	Cincinnati	76 72	146	N	Tennessee Tech	80 73
								79	A	Western Ky.	60 75	160	A	North Texas	72 71
								79	N	Western Ky.	60 74	164	H	William & Mary	83 69
								91	H	UAB	61 69	172	A	Tulane	56 48
								92	H	VCU	60 57	173	A	Louisiana Tech	70 59
												179	A	Campbell	83 59
												197	A	Southern Miss.	53 50
												202	A	Marshall	48 57
												202	H	Marshall	79 53
												232	N	Jacksonville	78 76
												251	H	Norfolk St.	69 53
												257	H	UTEP	78 59
												302	H	UTSA	72 47
												307	A	Fla. Atlantic	68 64
												307	H	Fla. Atlantic	87 53
												307	N	Fla. Atlantic	60 32
												313	H	Coppin St.	81 51
												319	H	FIU	95 68
												338	H	Longwood	69 48
LAST 12 Division I GAMES:															
				55	A	Villanova	81 86	202	H	Marshall	79 53				
				307	N	Fla. Atlantic	60 32	108	H	Charlotte	53 60				
				79	N	Western Ky.	60 74	108	A	Charlotte	59 69				
				338	H	Longwood	69 48	60	H	Middle Tenn.	70 65				
				63	N	Saint Mary's (CA)	65 83	91	H	UAB	61 69				
				307	A	Fla. Atlantic	68 64	30	A	Rice	42 48				

Non-Div I Games:

Old Dominion

■ Loss, 
 ■ Non-Conf, 
 ■ S Site, 
 ■ Home 
 ■ A Away 
 N Neutral



Average RPI Win:	221	WON-LOST	WINNING	LAST 10	STRENGTH OF	OPP. STRENGTH	TEAM	ADJ.	CONF.	ADJ CONF.
Average RPI Loss:	92	RECORD	PCT. RANK	GAMES	SCHEDULE	OF SCHEDULE	RPI	RPI	RPI	RPI
DIV. I ONLY	9- 22	279	0- 1	94	73	237	237	5	5	
DIV. I NON-CONF.	6- 8	194	0- 0	178	218	252	252	6	6	
TOTALS	RPI 1-25	RPI 26-50	W-L RECORDS	RPI 51-100	RPI 101-999	RPI 150+				
9- 22	1- 5	0- 2	OVERALL	0- 7	8- 8	8- 5				
8- 10	0- 2	0- 1	HOME	0- 5	8- 2	8- 1				
1- 8	1- 2	0- 1	AWAY	0- 1	0- 4	0- 3				
0- 4	0- 1	0- 0	NEUTRAL	0- 1	0- 2	0- 1				
6- 8	0- 1	0- 1	NON-CONFERENCE	0- 2	6- 4	6- 2				
6- 4	0- 0	0- 1	HOME	0- 1	6- 2	6- 1				
0- 1	0- 0	0- 0	AWAY	0- 0	0- 1	0- 1				
0- 3	0- 1	0- 0	NEUTRAL	0- 1	0- 1	0- 0				
3- 14	1- 4	0- 1	CONFERENCE	0- 5	2- 4	2- 3				
2- 6	0- 2	0- 0	HOME	0- 4	2- 0	2- 0				
1- 7	1- 2	0- 1	AWAY	0- 1	0- 3	0- 2				
0- 1	0- 0	0- 0	NEUTRAL	0- 0	0- 1	0- 1				

RPI 1-25				RPI 26-50				RPI 51-100				RPI 101+ Team's RPI: 237			
RPI	S	Opponent	Score	RPI	S	Opponent	Score	RPI	S	Opponent	Score	RPI	S	Opponent	Score
6	N	UConn	50 90	29	A	Missouri	55 78	56	H	Auburn	51 64	115	A	Georgia	56 78
8	A	Mississippi St.	49 80	47	H	TCU	50 55	68	A	Arkansas	61 73	119	N	St. John's (NY)	59 64
8	H	Mississippi St.	66 80					68	H	Arkansas	55 85	136	H	IUPUI	58 66
15	H	Texas A&M	60 72					69	H	Tennessee	56 81	159	A	Alabama	43 46
17	A	South Carolina	42 76					90	N	Purdue	59 70	166	H	Temple	62 55
22	A	Kentucky	55 49					93	H	LSU	41 55	173	A	Louisiana Tech	71 80
								100	H	Troy	54 71	210	A	Vanderbilt	68 80
												210	H	Vanderbilt	65 60
												214	H	Florida	76 66
												214	N	Florida	57 64
												216	H	Jacksonville St.	49 60
												234	H	North Florida	82 69
												251	H	Norfolk St.	60 42
												269	H	Louisiana	79 57
												274	H	Western Mich.	69 66
												345	H	Savannah St.	74 51
LAST 12 Division I GAMES:															
214	N	Florida	57 64	210	H	Vanderbilt	65 60	17	A	South Carolina	42 76				
69	H	Tennessee	56 81	15	H	Texas A&M	60 72	56	H	Auburn	51 64				
159	A	Alabama	43 46	8	A	Mississippi St.	49 80	8	A	Mississippi St.	49 80				
68	A	Arkansas	61 73	115	A	Georgia	56 78	210	A	Vanderbilt	68 80				

Non-Div I Games:

Ole Miss

■ Loss, 
 ■ Non-Conf, 
 ■ S Site, 
 ■ H Home 
 ■ A Away 
 N Neutral



Average RPI Win:	325	WON-LOST	WINNING	LAST 10	STRENGTH OF	OPP. STRENGTH	TEAM	ADJ.	CONF.	ADJ CONF.
Average RPI Loss:	152	RECORD	PCT. RANK	GAMES	SCHEDULE	OF SCHEDULE	RPI	RPI	RPI	RPI
DIV. I ONLY	6- 21	310	1- 0	281	229	326	326	19	19	
DIV. I NON-CONF.	4- 7	229	1- 0	290	276	280	280	18	18	
TOTALS	RPI 1-25	RPI 26-50	W-L RECORDS	RPI 51-100	RPI 101-999	RPI 150+				
6- 21	0- 2	0- 3	OVERALL	0- 2	6- 14	6- 13				
4- 8	0- 1	0- 1	HOME	0- 0	4- 6	4- 6				
1- 12	0- 1	0- 2	AWAY	0- 2	1- 7	1- 6				
1- 1	0- 0	0- 0	NEUTRAL	0- 0	1- 1	1- 1				
4- 7	0- 0	0- 1	NON-CONFERENCE	0- 2	4- 4	4- 3				
2- 2	0- 0	0- 0	HOME	0- 0	2- 2	2- 2				
1- 4	0- 0	0- 1	AWAY	0- 2	1- 1	1- 0				
1- 1	0- 0	0- 0	NEUTRAL	0- 0	1- 1	1- 1				
2- 14	0- 2	0- 2	CONFERENCE	0- 0	2- 10	2- 10				
2- 6	0- 1	0- 1	HOME	0- 0	2- 4	2- 4				
0- 8	0- 1	0- 1	AWAY	0- 0	0- 6	0- 6				
0- 0	0- 0	0- 0	NEUTRAL	0- 0	0- 0	0- 0				

RPI S	Opponent	Score	RPI S	Opponent	Score	RPI S	Opponent	Score	RPI S	Opponent	Score	Team's RPI: 326
20 A	South Dakota St.	47 81	36 A	Kansas St.	46 61	95 A	Creighton	51 66	150 A	Montana St.	56 59	
20 H	South Dakota St.	38 82	48 A	South Dakota	33 78	96 A	UNI	50 79	151 H	CSUN	52 64	
			48 H	South Dakota	49 80				153 A	Denver	76 82	
									153 H	Denver	68 95	
									155 H	Bradley	60 80	
									158 A	Oral Roberts	64 65	
									158 H	Oral Roberts	56 71	
									179 N	Campbell	52 65	
									224 A	North Dakota	57 68	
									224 H	North Dakota	68 69	
									241 A	Western Ill.	70 78	
									241 H	Western Ill.	67 79	
									276 H	CSU Bakersfield	53 46	
									317 A	North Dakota St.	48 55	
									317 H	North Dakota St.	78 61	
									334 A	Purdue Fort Wayne	48 56	
									334 H	Purdue Fort Wayne	70 61	
									337 A	Detroit Mercy	51 42	
									341 H	USC Upstate	96 69	
									346 N	Florida A&M	57 50	
LAST 12 Division I GAMES:												
346 N	Florida A&M	57 50	241 H	Western Ill.	67 79							
153 A	Denver	76 82	48 A	South Dakota	33 78							
158 A	Oral Roberts	64 65	224 H	North Dakota	68 69							
317 A	North Dakota St.	48 55	20 A	South Dakota St.	47 81							
334 H	Purdue Fort Wayne	70 61	334 A	Purdue Fort Wayne	48 56							
20 H	South Dakota St.	38 82	48 H	South Dakota	49 80							

Non-Div I Games: Peru St. 91 44 Graceland (IA) 81 39

Omaha

Loss, Non-Conf, S Site, H Home A Away N Neutral



# Oral Roberts

Through Games Of April 7, 2019

Average RPI Win:	265	WON-LOST	WINNING	LAST 10	STRENGTH OF	OPP. STRENGTH	TEAM	ADJ.	CONF.	ADJ CONF.
Average RPI Loss:	87	RECORD	PCT. RANK	GAMES	SCHEDULE	OF SCHEDULE	RPI	RPI	RPI	RPI
DIV. I ONLY	16- 13	138	0- 1	229	151	158	158	19	19	
DIV. I NON-CONF.	5- 6	173	0- 0	211	87	168	168	18	18	
TOTALS	RPI 1-25	RPI 26-50	W-L RECORDS	RPI 51-100	RPI 101-999	RPI 150+				
16- 13	0- 4	0- 2	OVERALL	0- 2	16- 5	16- 3				
7- 5	0- 1	0- 1	HOME	0- 1	7- 2	7- 2				
8- 7	0- 2	0- 1	AWAY	0- 1	8- 3	8- 1				
1- 1	0- 1	0- 0	NEUTRAL	0- 0	1- 0	1- 0				
5- 6	0- 1	0- 0	NON-CONFERENCE	0- 2	5- 3	5- 1				
2- 2	0- 0	0- 0	HOME	0- 1	2- 1	2- 1				
3- 4	0- 1	0- 0	AWAY	0- 1	3- 2	3- 0				
0- 0	0- 0	0- 0	NEUTRAL	0- 0	0- 0	0- 0				
11- 7	0- 3	0- 2	CONFERENCE	0- 0	11- 2	11- 2				
5- 3	0- 1	0- 1	HOME	0- 0	5- 1	5- 1				
5- 3	0- 1	0- 1	AWAY	0- 0	5- 1	5- 1				
1- 1	0- 1	0- 0	NEUTRAL	0- 0	1- 0	1- 0				

RPI 1-25				RPI 26-50				RPI 51-100				RPI 101+ Team's RPI: 158			
RPI	S	Opponent	Score	RPI	S	Opponent	Score	RPI	S	Opponent	Score	RPI	S	Opponent	Score
7	A	Iowa	77 90	48	A	South Dakota	64 75	68	A	Arkansas	61 74	143	A	Oklahoma St.	69 89
20	A	South Dakota St.	55 68	48	H	South Dakota	72 76	72	H	UT Arlington	62 80	148	A	Kansas	58 70
20	H	South Dakota St.	65 74									153	A	Denver	76 93
20	N	South Dakota St.	55 86									153	H	Denver	74 66
												157	H	Tulsa	68 76
												163	A	Texas St.	81 64
												186	A	Sam Houston St.	73 62
												224	A	North Dakota	80 58
												224	H	North Dakota	67 75
												231	H	UMKC	75 64
												241	A	Western Ill.	92 85
												241	H	Western Ill.	68 64
												241	N	Western Ill.	68 64
												275	H	Southern Utah	64 59
												317	A	North Dakota St.	65 54
												317	H	North Dakota St.	101 72
												326	A	Omaha	71 56
												326	H	Omaha	65 64
												332	A	Houston Baptist	74 56
												334	A	Purdue Fort Wayne	72 61
												334	H	Purdue Fort Wayne	66 56
LAST 12 Division I GAMES:															
		20	N	South Dakota St.	55	86				48	A	South Dakota	64	75	
		241	N	Western Ill.	68	64				153	H	Denver	74	66	
		326	H	Omaha	65	64				20	H	South Dakota St.	65	74	
		241	A	Western Ill.	92	85				334	H	Purdue Fort Wayne	66	56	
		224	A	North Dakota	80	58				317	H	North Dakota St.	101	72	
		317	A	North Dakota St.	65	54				153	A	Denver	76	93	

Non-Div I Games: Harris-Stowe 74 46 Cent. Christian (KS94 47

Oral Roberts

Loss, Non-Conf, S Site, H Home A Away N Neutral



Average RPI Win: 82		WON-LOST	WINNING	LAST 10	STRENGTH OF	OPP. STRENGTH	TEAM	ADJ.	CONF.	ADJ CONF.
Average RPI Loss: 18		RECORD	PCT. RANK	GAMES	SCHEDULE	OF SCHEDULE	RPI	RPI	RPI	RPI
DIV. I ONLY		32- 5	7	1- 1	3	6	3	3	2	2
DIV. I NON-CONF.		14- 2	17	1- 1	8	22	4	4	1	1
TOTALS		RPI 1-25	RPI 26-50		W-L RECORDS		RPI 51-100	RPI 101-999	RPI 150+	
32- 5		9- 3	5- 2		OVERALL		7- 0	11- 0	8- 0	
16- 1		4- 0	2- 1		HOME		3- 0	7- 0	5- 0	
11- 2		3- 1	2- 1		AWAY		3- 0	3- 0	2- 0	
5- 2		2- 2	1- 0		NEUTRAL		1- 0	1- 0	1- 0	
14- 2		5- 1	2- 1		NON-CONFERENCE		1- 0	6- 0	5- 0	
8- 0		2- 0	2- 0		HOME		0- 0	4- 0	3- 0	
3- 1		1- 0	0- 1		AWAY		1- 0	1- 0	1- 0	
3- 1		2- 1	0- 0		NEUTRAL		0- 0	1- 0	1- 0	
18- 3		4- 2	3- 1		CONFERENCE		6- 0	5- 0	3- 0	
8- 1		2- 0	0- 1		HOME		3- 0	3- 0	2- 0	
8- 1		2- 1	2- 0		AWAY		2- 0	2- 0	1- 0	
2- 1		0- 1	1- 0		NEUTRAL		1- 0	0- 0	0- 0	

RPI 1-25				Team's RPI: 3		RPI 26-50				RPI 51-100				RPI 101+			
RPI	S	Opponent	Score	RPI	S	Opponent	Score	RPI	S	Opponent	Score	RPI	S	Opponent	Score		
1	N	Baylor	67 72	26	H	Buffalo	102 82	51	A	Southern California	93 53	104	H	Portland St.	78 40		
4	A	Stanford	88 48	28	A	UCLA	72 52	51	H	Southern California	96 78	133	A	Washington	76 57		
4	N	Stanford	57 64	28	H	UCLA	69 74	52	A	Arizona	83 54	133	H	Washington	84 71		
8	H	Mississippi St.	82 74	28	N	UCLA	88 83	52	H	Arizona	93 60	152	A	Washington St.	79 64		
8	N	Mississippi St.	88 84	34	A	California	105 82	52	N	Arizona	77 63	152	H	Washington St.	98 58		
11	H	Syracuse	75 73	38	A	Michigan St.	82 88	63	A	Saint Mary's (CA)	79 55	169	N	UC Riverside	94 44		
16	A	Arizona St.	66 59	41	H	Indiana	91 68	86	H	Utah	87 65	170	H	Colorado	102 43		
16	H	Arizona St.	77 71									174	H	UC Irvine	115 69		
19	A	Oregon St.	62 67									177	A	Utah St.	88 58		
19	H	Oregon St.	77 68									271	H	Long Beach St.	110 48		
20	A	South Dakota St.	87 79									298	H	Air Force	82 36		
20	N	South Dakota St.	63 53														
LAST 12 Division I GAMES:																	
1	N	Baylor	67 72	28	N	UCLA	88 83										
8	N	Mississippi St.	88 84	4	N	Stanford	57 64										
20	N	South Dakota St.	63 53	16	A	Arizona St.	66 59										
41	H	Indiana	91 68	52	A	Arizona	83 54										
104	H	Portland St.	78 40	51	H	Southern California	96 78										
52	N	Arizona	77 63	28	H	UCLA	69 74										

Non-Div I Games: Alas. Fairbanks 115 36

Oregon



Average RPI Win: 115		WON-LOST	WINNING	LAST 10	STRENGTH OF	OPP. STRENGTH	TEAM	ADJ.	CONF.	ADJ CONF.
Average RPI Loss: 24		RECORD	PCT. RANK	GAMES	SCHEDULE	OF SCHEDULE	RPI	RPI	RPI	RPI
DIV. I ONLY		26- 8	33	1- 1	40	3	19	19	2	2
DIV. I NON-CONF.		12- 3	38	1- 1	75	23	34	34	1	1
TOTALS		RPI 1-25	RPI 26-50		W-L RECORDS		RPI 51-100	RPI 101-999	RPI 150+	
26- 8	3- 7	4- 0		OVERALL		8- 0	11- 1	9- 0		
17- 1	2- 1	2- 0		HOME		5- 0	8- 0	7- 0		
6- 3	0- 3	2- 0		AWAY		2- 0	2- 0	1- 0		
3- 4	1- 3	0- 0		NEUTRAL		1- 0	1- 1	1- 0		
12- 3	2- 3	1- 0		NON-CONFERENCE		3- 0	6- 0	6- 0		
9- 0	1- 0	1- 0		HOME		2- 0	5- 0	5- 0		
0- 0	0- 0	0- 0		AWAY		0- 0	0- 0	0- 0		
3- 3	1- 3	0- 0		NEUTRAL		1- 0	1- 0	1- 0		
14- 5	1- 4	3- 0		CONFERENCE		5- 0	5- 1	3- 0		
8- 1	1- 1	1- 0		HOME		3- 0	3- 0	2- 0		
6- 3	0- 3	2- 0		AWAY		2- 0	2- 0	1- 0		
0- 1	0- 0	0- 0		NEUTRAL		0- 0	0- 1	0- 0		

RPI	S	Opponent	Score	RPI	S	Opponent	Score	RPI	S	Opponent	Score	RPI	S	Opponent	Score
2	N	Notre Dame	81 91	28	A	UCLA	83 73	51	A	Southern California	76 52	133	A	Washington	86 39
3	A	Oregon	68 77	28	H	UCLA	75 72	51	H	Southern California	68 61	133	H	Washington	78 67
3	H	Oregon	67 62	34	A	California	82 74	52	A	Arizona	65 60	133	N	Washington	67 68
4	A	Stanford	44 61	39	H	Boise St.	80 75	52	H	Arizona	86 64	152	A	Washington St.	52 35
5	N	Louisville	44 61					63	H	Saint Mary's (CA)	89 56	152	H	Washington St.	76 69
13	H	Gonzaga	76 70					79	N	Western Ky.	74 60	164	H	Santa Clara	82 31
15	N	Texas A&M	70 76					82	H	Duke	71 57	170	H	Colorado	89 65
16	A	Arizona St.	54 66					86	H	Utah	71 63	187	N	Eastern Wash.	93 45
16	H	Arizona St.	76 79									276	H	CSU Bakersfield	92 52
17	N	South Carolina	70 68									282	H	La Salle	100 46
												316	H	Cal Poly	79 54
												349	H	Ark.-Pine Bluff	89 33
LAST 12 Division I GAMES:															
5	N	Louisville	44 61	52	A	Arizona	65 60								
13	H	Gonzaga	76 70	16	A	Arizona St.	54 66								
39	H	Boise St.	80 75	28	H	UCLA	75 72								
133	N	Washington	67 68	51	H	Southern California	68 61								
2	N	Notre Dame	81 91	3	H	Oregon	67 62								
17	N	South Carolina	70 68	3	A	Oregon	68 77								

Non-Div I Games:

Oregon St.



## Pacific

Through Games Of April 7, 2019

Average RPI Win:	199	WON-LOST	WINNING	LAST 10	STRENGTH OF	OPP. STRENGTH	TEAM	ADJ.	CONF.	ADJ CONF.
Average RPI Loss:	59	RECORD	PCT. RANK	GAMES	SCHEDULE	OF SCHEDULE	RPI	RPI	RPI	RPI
DIV. I ONLY	19- 13	115	0- 1	97	95	97	97	7	7	
DIV. I NON-CONF.	8- 4	87	0- 1	154	157	69	69	7	7	
TOTALS	RPI 1-25	RPI 26-50	W-L RECORDS	RPI 51-100	RPI 101-999	RPI 150+				
19- 13	0- 3	0- 3	OVERALL	4- 5	15- 2	13- 1				
9- 4	0- 1	0- 1	HOME	3- 0	6- 2	6- 1				
9- 7	0- 2	0- 1	AWAY	1- 4	8- 0	6- 0				
1- 2	0- 0	0- 1	NEUTRAL	0- 1	1- 0	1- 0				
8- 4	0- 1	0- 1	NON-CONFERENCE	2- 2	6- 0	5- 0				
4- 0	0- 0	0- 0	HOME	1- 0	3- 0	3- 0				
4- 3	0- 1	0- 0	AWAY	1- 2	3- 0	2- 0				
0- 1	0- 0	0- 1	NEUTRAL	0- 0	0- 0	0- 0				
11- 9	0- 2	0- 2	CONFERENCE	2- 3	9- 2	8- 1				
5- 4	0- 1	0- 1	HOME	2- 0	3- 2	3- 1				
5- 4	0- 1	0- 1	AWAY	0- 2	5- 0	4- 0				
1- 1	0- 0	0- 0	NEUTRAL	0- 1	1- 0	1- 0				

RPI 1-25				RPI 26-50				RPI 51-100 Team's RPI: 97				RPI 101+			
RPI	S	Opponent	Score	RPI	S	Opponent	Score	RPI	S	Opponent	Score	RPI	S	Opponent	Score
13	A	Gonzaga	65 88	27	A	BYU	49 75	52	A	Arizona	48 64	111	A	Loyola Marymount	81 75
13	H	Gonzaga	51 63	27	H	BYU	74 77	53	H	Wyoming	70 64	111	H	Loyola Marymount	67 72
18	A	UCF	57 64	34	N	California	69 81	63	A	Saint Mary's (CA)	62 75	127	A	Fresno St.	77 72
								63	H	Saint Mary's (CA)	76 67	164	A	Santa Clara	74 70
								71	A	UC Davis	83 80	164	H	Santa Clara	83 88
								78	A	Lamar University	66 82	164	N	Santa Clara	76 60
								85	A	Pepperdine	76 96	192	A	Portland	76 66
								85	H	Pepperdine	78 67	192	H	Portland	87 77
								85	N	Pepperdine	84 87	252	A	San Francisco	85 75
												252	H	San Francisco	74 48
												264	A	Cal St. Fullerton	72 64
												272	A	San Diego	70 53
												272	H	San Diego	79 47
												291	H	UC Santa Barbara	69 53
												299	A	San Jose St.	91 67
												317	H	North Dakota St.	75 68
												336	H	Seattle U	75 61
LAST 12 Division I GAMES:															
52	A	Arizona	48 64	85	A	Pepperdine	76 96								
127	A	Fresno St.	77 72	164	H	Santa Clara	83 88								
164	N	Santa Clara	76 60	252	H	San Francisco	74 48								
85	N	Pepperdine	84 87	27	A	BYU	49 75								
63	A	Saint Mary's (CA)	62 75	272	A	San Diego	70 53								
111	A	Loyola Marymount	81 75	192	H	Portland	87 77								

Non-Div I Games:

Pacific

■ Loss, 
 ■ Non-Conf, 
 ■ S Site, 
 ■ Home 
 ■ A Away 
 N Neutral



Average RPI Win:	202	WON-LOST	WINNING	LAST 10	STRENGTH OF	OPP. STRENGTH	TEAM	ADJ.	CONF.	ADJ CONF.
Average RPI Loss:	61	RECORD	PCT. RANK	GAMES	SCHEDULE	OF SCHEDULE	RPI	RPI	RPI	RPI
DIV. I ONLY	23- 7	32	0- 1	145	115	58	58	11	11	
DIV. I NON-CONF.	10- 4	66	0- 1	208	115	89	89	11	11	
TOTALS	RPI 1-25	RPI 26-50	W-L RECORDS	RPI 51-100	RPI 101-999	RPI 150+				
23- 7	0- 1	1- 2	OVERALL	4- 3	18- 1	16- 0				
11- 2	0- 0	0- 1	HOME	2- 1	9- 0	8- 0				
11- 3	0- 1	1- 0	AWAY	1- 1	9- 1	8- 0				
1- 2	0- 0	0- 1	NEUTRAL	1- 1	0- 0	0- 0				
10- 4	0- 1	0- 0	NON-CONFERENCE	2- 2	8- 1	8- 0				
5- 1	0- 0	0- 0	HOME	1- 1	4- 0	4- 0				
5- 2	0- 1	0- 0	AWAY	1- 0	4- 1	4- 0				
0- 1	0- 0	0- 0	NEUTRAL	0- 1	0- 0	0- 0				
13- 3	0- 0	1- 2	CONFERENCE	2- 1	10- 0	8- 0				
6- 1	0- 0	0- 1	HOME	1- 0	5- 0	4- 0				
6- 1	0- 0	1- 0	AWAY	0- 1	5- 0	4- 0				
1- 1	0- 0	0- 1	NEUTRAL	1- 0	0- 0	0- 0				

RPI 1-25				RPI 26-50				RPI 51-100				Team's RPI: 58		RPI 101+			
RPI	S	Opponent	Score	RPI	S	Opponent	Score	RPI	S	Opponent	Score		RPI	S	Opponent	Score	
2	A	Notre Dame	55 75	50	A	Princeton	66 60	55	H	Villanova	50 58		116	A	Providence	54 64	
				50	H	Princeton	53 68	57	N	Maine	46 47		141	A	Yale	65 56	
				50	N	Princeton	54 65	70	A	Drexel	55 39		141	H	Yale	54 48	
								75	H	American	64 45		166	H	Temple	71 62	
								98	A	Harvard	72 80		200	A	Cornell	59 46	
								98	H	Harvard	75 70		200	H	Cornell	69 58	
								98	N	Harvard	91 62		212	A	Dartmouth	60 44	
													212	H	Dartmouth	56 52	
													213	A	Stetson	75 53	
													238	H	Saint Joseph's	65 45	
													254	A	Columbia	72 60	
													254	H	Columbia	79 56	
													259	A	Navy	65 61	
													277	A	Siena	58 51	
													282	H	La Salle	65 34	
													284	A	Brown	75 53	
													284	H	Brown	83 43	
													324	A	Iona	66 43	
													325	H	NJIT	85 42	
LAST 12 Division I GAMES:																	
				116	A	Providence	54 64					212	H	Dartmouth	56 52		
				75	H	American	64 45					98	H	Harvard	75 70		
				50	N	Princeton	54 65					50	H	Princeton	53 68		
				98	N	Harvard	91 62					200	H	Cornell	69 58		
				284	A	Brown	75 53					254	H	Columbia	79 56		
				141	A	Yale	65 56					98	A	Harvard	72 80		

Non-Div I Games: Haverford 81 46

Penn

■ Loss, 
 ■ Non-Conf, 
 ■ S Site, 
 ■ Home 
 ■ A Away 
 N Neutral



Average RPI Win:	162	WON-LOST	WINNING	LAST 10	STRENGTH OF	OPP. STRENGTH	TEAM	ADJ.	CONF.	ADJ CONF.
Average RPI Loss:	68	RECORD	PCT. RANK	GAMES	SCHEDULE	OF SCHEDULE	RPI	RPI	RPI	RPI
DIV. I ONLY	12- 18	227	0- 1	45	70	147	147	4	4	
DIV. I NON-CONF.	7- 4	104	0- 0	54	126	103	103	5	5	
TOTALS	RPI 1-25	RPI 26-50	W-L RECORDS	RPI 51-100	RPI 101-999	RPI 150+				
12- 18	0- 4	1- 6	OVERALL	3- 2	8- 6	7- 1				
9- 9	0- 2	1- 3	HOME	2- 1	6- 3	5- 0				
3- 8	0- 2	0- 3	AWAY	1- 1	2- 2	2- 0				
0- 1	0- 0	0- 0	NEUTRAL	0- 0	0- 1	0- 1				
7- 4	0- 1	1- 1	NON-CONFERENCE	2- 0	4- 2	3- 0				
6- 3	0- 0	1- 1	HOME	1- 0	4- 2	3- 0				
1- 1	0- 1	0- 0	AWAY	1- 0	0- 0	0- 0				
0- 0	0- 0	0- 0	NEUTRAL	0- 0	0- 0	0- 0				
5- 14	0- 3	0- 5	CONFERENCE	1- 2	4- 4	4- 1				
3- 6	0- 2	0- 2	HOME	1- 1	2- 1	2- 0				
2- 7	0- 1	0- 3	AWAY	0- 1	2- 2	2- 0				
0- 1	0- 0	0- 0	NEUTRAL	0- 0	0- 1	0- 1				

RPI	S	Opponent	Score	RPI	S	Opponent	Score	RPI	S	Opponent	Score	RPI	S	Opponent	Score	Team's RPI: 147
7	H	Iowa	61 81	32	A	Rutgers	61 74	74	A	Northwestern	63 78	103	A	Minnesota	67 97	
14	A	Maryland	67 79	32	H	Rutgers	61 69	75	H	American	80 59	106	A	Ohio St.	73 78	
14	H	Maryland	61 77	34	H	California	58 75	87	A	Fordham	72 55	106	H	Ohio St.	71 76	
21	A	Florida St.	58 87	38	A	Michigan St.	48 57	90	H	Purdue	72 61	116	H	Providence	74 72	
				41	A	Indiana	75 83	94	H	Nebraska	74 79	138	H	Duquesne	58 64	
				42	H	Michigan	62 66					140	H	Stony Brook	70 81	
				50	H	Princeton	79 71					185	A	Wisconsin	65 59	
												185	H	Wisconsin	71 64	
												185	N	Wisconsin	57 65	
												217	A	Illinois	76 65	
												217	H	Illinois	62 48	
												224	H	North Dakota	75 68	
												232	H	Jacksonville	80 61	
												263	H	St. Bonaventure	80 65	
LAST 12 Division I GAMES:																
185	N	Wisconsin	57 65	42	H	Michigan	62 66									
94	H	Nebraska	74 79	106	A	Ohio St.	73 78									
217	A	Illinois	76 65	7	H	Iowa	61 81									
90	H	Purdue	72 61	38	A	Michigan St.	48 57									
103	A	Minnesota	67 97	32	H	Rutgers	61 69									
74	A	Northwestern	63 78	185	A	Wisconsin	65 59									

Non-Div I Games:

Penn St.

■ Loss, 
■ Non-Conf, 
■ S Site, 
■ H Home 
■ A Away 
N Neutral



# Pepperdine

Through Games Of April 7, 2019

Average RPI Win:	192	WON-LOST	WINNING	LAST 10	STRENGTH OF	OPP. STRENGTH	TEAM	ADJ.	CONF.	ADJ CONF.
Average RPI Loss:	97	RECORD	PCT. RANK	GAMES	SCHEDULE	OF SCHEDULE	RPI	RPI	RPI	RPI
DIV. I ONLY	21- 12	93	0- 1	149	98	85	85	7	7	
DIV. I NON-CONF.	7- 5	128	0- 1	329	233	182	182	7	7	
TOTALS	RPI 1-25	RPI 26-50	W-L RECORDS	RPI 51-100	RPI 101-999	RPI 150+				
21- 12	0- 2	1- 2	OVERALL	4- 3	16- 5	14- 3				
9- 1	0- 1	1- 0	HOME	2- 0	6- 0	5- 0				
9- 9	0- 1	0- 1	AWAY	1- 3	8- 4	7- 2				
3- 2	0- 0	0- 1	NEUTRAL	1- 0	2- 1	2- 1				
7- 5	0- 0	0- 0	NON-CONFERENCE	0- 1	7- 4	7- 2				
1- 0	0- 0	0- 0	HOME	0- 0	1- 0	1- 0				
4- 4	0- 0	0- 0	AWAY	0- 1	4- 3	4- 1				
2- 1	0- 0	0- 0	NEUTRAL	0- 0	2- 1	2- 1				
14- 7	0- 2	1- 2	CONFERENCE	4- 2	9- 1	7- 1				
8- 1	0- 1	1- 0	HOME	2- 0	5- 0	4- 0				
5- 5	0- 1	0- 1	AWAY	1- 2	4- 1	3- 1				
1- 1	0- 0	0- 1	NEUTRAL	1- 0	0- 0	0- 0				

RPI S Opponent	Score	RPI S Opponent	Score	RPI S Opponent	Score	RPI S Opponent	Score
13 A Gonzaga	60 83	27 A BYU	58 83	53 A Wyoming	60 61	109 A Idaho St.	63 65
13 H Gonzaga	54 79	27 H BYU	79 65	63 A Saint Mary's (CA)	68 79	111 A Loyola Marymount	73 55
		27 N BYU	63 68	63 A Saint Mary's (CA)	65 61	111 H Loyola Marymount	95 86
				63 H Saint Mary's (CA)	77 72	116 A Providence	47 66
				97 A Pacific	67 78	164 A Santa Clara	76 74
				97 H Pacific	96 76	164 H Santa Clara	74 48
				97 N Pacific	87 84	170 A Colorado	65 80
						189 A Hawaii	65 64
						192 A Portland	63 85
						192 H Portland	82 68
						225 A California Baptist	91 79
						249 N Northern Ky.	51 46
						252 A San Francisco	72 66
						252 H San Francisco	69 50
						266 N Sacramento St.	113 97
						272 A San Diego	74 55
						272 H San Diego	88 65
						282 N La Salle	55 62
						312 H Weber St.	68 47
						316 A Cal Poly	70 63
						336 A Seattle U	78 64
LAST 12 Division I GAMES:							
53 A Wyoming	60 61	13 A Gonzaga	60 83				
63 A Saint Mary's (CA)	65 61	63 H Saint Mary's (CA)	77 72				
225 A California Baptist	91 79	97 H Pacific	96 76				
97 N Pacific	87 84	111 A Loyola Marymount	73 55				
27 N BYU	63 68	164 A Santa Clara	76 74				
192 A Portland	63 85	252 A San Francisco	72 66				

Non-Div I Games: Cal St. L.A. 80 56

Pepperdine

Loss, Non-Conf, S Site, H Home A Away N Neutral



Average RPI Win:	140	WON-LOST	WINNING	LAST 10	STRENGTH OF	OPP. STRENGTH	TEAM	ADJ.	CONF.	ADJ CONF.
Average RPI Loss:	57	RECORD	PCT. RANK	GAMES	SCHEDULE	OF SCHEDULE	RPI	RPI	RPI	RPI
DIV. I ONLY	11- 20	254	0- 1	22	18	128	128	1	1	
DIV. I NON-CONF.	9- 5	103	0- 0	67	124	84	84	2	2	
TOTALS	RPI 1-25	RPI 26-50	W-L RECORDS	RPI 51-100	RPI 101-999	RPI 150+				
11- 20	0- 9	1- 1	OVERALL	4- 6	6- 4	3- 1				
6- 10	0- 4	1- 1	HOME	2- 2	3- 3	2- 0				
3- 8	0- 5	0- 0	AWAY	1- 3	2- 0	0- 0				
2- 2	0- 0	0- 0	NEUTRAL	1- 1	1- 1	1- 1				
9- 5	0- 1	0- 0	NON-CONFERENCE	4- 2	5- 2	3- 1				
5- 3	0- 1	0- 0	HOME	2- 1	3- 1	2- 0				
2- 1	0- 0	0- 0	AWAY	1- 1	1- 0	0- 0				
2- 1	0- 0	0- 0	NEUTRAL	1- 0	1- 1	1- 1				
2- 15	0- 8	1- 1	CONFERENCE	0- 4	1- 2	0- 0				
1- 7	0- 3	1- 1	HOME	0- 1	0- 2	0- 0				
1- 7	0- 5	0- 0	AWAY	0- 2	1- 0	0- 0				
0- 1	0- 0	0- 0	NEUTRAL	0- 1	0- 0	0- 0				

RPI 1-25				RPI 26-50				RPI 51-100				RPI 101+ Team's RPI: 128			
RPI	S	Opponent	Score	RPI	S	Opponent	Score	RPI	S	Opponent	Score	RPI	S	Opponent	Score
2	A	Notre Dame	44 100	45	H	Clemson	59 65	54	A	Georgetown	41 70	102	H	Virginia	57 74
5	A	Louisville	42 70	46	H	North Carolina	91 78	65	H	Cincinnati	65 48	123	H	Youngstown St.	55 64
5	H	Louisville	40 67					66	H	Virginia Tech	58 74	126	H	UNCW	60 56
9	A	NC State	34 63					68	N	Arkansas	61 54	134	H	Boston College	55 59
11	A	Syracuse	63 90					73	A	Georgia Tech	55 67	138	A	Duquesne	66 58
11	H	Syracuse	50 82					74	A	Northwestern	52 49	149	A	Wake Forest	70 64
18	H	UCF	58 61					82	A	Duke	55 74	185	N	Wisconsin	42 57
21	A	Florida St.	46 78					82	N	Duke	64 86	199	H	Saint Francis (PA)	78 75
25	H	Miami (FL)	51 65					83	H	West Virginia	43 77	290	H	New Orleans	90 38
								87	H	Fordham	65 62	303	N	Tennessee St.	78 56
LAST 12 Division I GAMES:															
		82 N Duke	64 86			25 H Miami (FL)	51 65								
		5 H Louisville	40 67			73 A Georgia Tech	55 67								
		149 A Wake Forest	70 64			82 A Duke	55 74								
		11 A Syracuse	63 90			66 H Virginia Tech	58 74								
		21 A Florida St.	46 78			5 A Louisville	42 70								
		46 H North Carolina	91 78			102 H Virginia	57 74								

Non-Div I Games:

Pittsburgh

■ Loss, 
 ■ Non-Conf, S Site, 
 ■ Home 
 ■ Away 
 N Neutral



Average RPI Win:	243	WON-LOST	WINNING	LAST 10	STRENGTH OF	OPP. STRENGTH	TEAM	ADJ.	CONF.	ADJ CONF.
Average RPI Loss:	95	RECORD	PCT. RANK	GAMES	SCHEDULE	OF SCHEDULE	RPI	RPI	RPI	RPI
DIV. I ONLY	11- 17	233	0- 1	129	117	192	192	7	7	
DIV. I NON-CONF.	6- 3	87	0- 0	222	321	142	142	7	7	
TOTALS	RPI 1-25	RPI 26-50	W-L RECORDS	RPI 51-100	RPI 101-999	RPI 150+				
11- 17	0- 2	0- 2	OVERALL	1- 6	10- 7	10- 4				
6- 7	0- 1	0- 1	HOME	1- 2	5- 3	5- 2				
5- 8	0- 1	0- 1	AWAY	0- 3	5- 3	5- 1				
0- 2	0- 0	0- 0	NEUTRAL	0- 1	0- 1	0- 1				
6- 3	0- 0	0- 0	NON-CONFERENCE	0- 1	6- 2	6- 1				
3- 1	0- 0	0- 0	HOME	0- 0	3- 1	3- 1				
3- 1	0- 0	0- 0	AWAY	0- 0	3- 1	3- 0				
0- 1	0- 0	0- 0	NEUTRAL	0- 1	0- 0	0- 0				
5- 14	0- 2	0- 2	CONFERENCE	1- 5	4- 5	4- 3				
3- 6	0- 1	0- 1	HOME	1- 2	2- 2	2- 1				
2- 7	0- 1	0- 1	AWAY	0- 3	2- 2	2- 1				
0- 1	0- 0	0- 0	NEUTRAL	0- 0	0- 1	0- 1				

RPI 1-25				RPI 26-50				RPI 51-100				RPI 101+ Team's RPI: 192			
RPI	S	Opponent	Score	RPI	S	Opponent	Score	RPI	S	Opponent	Score	RPI	S	Opponent	Score
13	A	Gonzaga	71 97	27	A	BYU	71 79	52	N	Arizona	70 92	104	A	Portland St.	79 92
13	H	Gonzaga	62 93	27	H	BYU	69 70	63	A	Saint Mary's (CA)	85 113	111	A	Loyola Marymount	58 76
								63	H	Saint Mary's (CA)	91 98	111	H	Loyola Marymount	54 70
								85	A	Pepperdine	68 82	164	A	Santa Clara	68 106
								85	H	Pepperdine	85 63	164	H	Santa Clara	66 72
								97	A	Pacific	77 87	174	H	UC Irvine	69 84
								97	H	Pacific	66 76	177	H	Utah St.	61 54
												189	A	Hawaii	72 65
												252	A	San Francisco	69 66
												252	H	San Francisco	78 73
												252	N	San Francisco	69 76
												264	H	Cal St. Fullerton	83 74
												272	A	San Diego	69 60
												272	H	San Diego	96 74
												295	A	Utah Valley	65 60
												298	H	Air Force	79 60
												312	A	Weber St.	89 73
LAST 12 Division I GAMES:															
252	N	San Francisco	69 76	27	H	BYU	69 70	13	H	Gonzaga	62 93				
85	H	Pepperdine	85 63	97	A	Pacific	77 87	63	A	Saint Mary's (CA)	85 113				
111	H	Loyola Marymount	54 70	252	H	San Francisco	78 73	164	H	Santa Clara	66 72				
164	A	Santa Clara	68 106	164	H	Santa Clara	66 72								
252	A	San Francisco	69 66												
272	H	San Diego	96 74												

Non-Div I Games: Warner Pacific 98 63 Willamette 82 27

Portland

Loss, Non-Conf, S Site, H Home A Away N Neutral



Average RPI Win:	219	WON-LOST	WINNING	LAST 10	STRENGTH OF	OPP. STRENGTH	TEAM	ADJ.	CONF.	ADJ CONF.
Average RPI Loss:	109	RECORD	PCT. RANK	GAMES	SCHEDULE	OF SCHEDULE	RPI	RPI	RPI	RPI
DIV. I ONLY	24- 8	41	0- 1	245	173	104	104	16	16	
DIV. I NON-CONF.	7- 2	46	0- 1	272	235	127	127	12	12	
TOTALS	RPI 1-25	RPI 26-50	W-L RECORDS	RPI 51-100	RPI 101-999	RPI 150+				
24- 8	0- 1	0- 0	OVERALL	2- 2	22- 5	18- 2				
13- 3	0- 0	0- 0	HOME	1- 1	12- 2	10- 1				
8- 5	0- 1	0- 0	AWAY	0- 1	8- 3	7- 1				
3- 0	0- 0	0- 0	NEUTRAL	1- 0	2- 0	1- 0				
7- 2	0- 1	0- 0	NON-CONFERENCE	1- 0	6- 1	6- 1				
5- 1	0- 0	0- 0	HOME	1- 0	4- 1	4- 1				
2- 1	0- 1	0- 0	AWAY	0- 0	2- 0	2- 0				
0- 0	0- 0	0- 0	NEUTRAL	0- 0	0- 0	0- 0				
17- 6	0- 0	0- 0	CONFERENCE	1- 2	16- 4	12- 1				
8- 2	0- 0	0- 0	HOME	0- 1	8- 1	6- 0				
6- 4	0- 0	0- 0	AWAY	0- 1	6- 3	5- 1				
3- 0	0- 0	0- 0	NEUTRAL	1- 0	2- 0	1- 0				

RPI	S	Opponent	Score	RPI	S	Opponent	Score	RPI	S	Opponent	Score	RPI	S	Opponent	Score	Team's RPI: 104
3	A	Oregon	40 78					71	H	UC Davis	65 50	109	A	Idaho St.	54 72	
								80	A	Idaho	78 80	109	H	Idaho St.	57 58	
								80	H	Idaho	68 81	129	A	Northern Colo.	63 79	
								80	N	Idaho	75 59	129	H	Northern Colo.	85 66	
												150	A	Montana St.	68 55	
												150	H	Montana St.	55 53	
												150	N	Montana St.	68 56	
												174	H	UC Irvine	68 73	
												187	A	Eastern Wash.	76 64	
												187	H	Eastern Wash.	76 57	
												187	N	Eastern Wash.	61 59	
												190	A	Montana	70 73	
												190	H	Montana	78 60	
												192	H	Portland	92 79	
												208	H	UNLV	58 49	
												221	A	Northern Ariz.	74 59	
												221	H	Northern Ariz.	72 55	
												257	A	UTEP	89 61	
												266	A	Sacramento St.	75 57	
												266	H	Sacramento St.	74 58	
												275	A	Southern Utah	81 56	
												275	H	Southern Utah	63 49	
												299	H	San Jose St.	80 51	
												312	A	Weber St.	77 59	
												312	H	Weber St.	65 38	
												336	H	Seattle U	68 43	
LAST 12 Division I GAMES:																
3	A	Oregon	40 78	187	H	Eastern Wash.	76 57	80	H	Idaho	68 81	266	A	Sacramento St.	75 57	
150	N	Montana St.	68 56	109	A	Idaho St.	54 72	275	A	Southern Utah	81 56	221	A	Northern Ariz.	74 59	
80	N	Idaho	75 59													
187	N	Eastern Wash.	61 59													
150	A	Montana St.	68 55													
190	A	Montana	70 73													

Non-Div I Games: Warner Pacific 102 49

Portland St.



Portland St.



Prairie View

Through Games Of April 7, 2019

Average RPI Win:	283	WON-LOST	WINNING	LAST 10	STRENGTH OF	OPP. STRENGTH	TEAM	ADJ.	CONF.	ADJ CONF.
Average RPI Loss:	149	RECORD	PCT. RANK	GAMES	SCHEDULE	OF SCHEDULE	RPI	RPI	RPI	RPI
DIV. I ONLY	15- 14	153	0- 1	266	301	191	191	29	29	
DIV. I NON-CONF.	1- 8	321	0- 1	33	35	207	207	28	28	
TOTALS	RPI 1-25	RPI 26-50	W-L RECORDS	RPI 51-100	RPI 101-999	RPI 150+				
15- 14	0- 2	0- 2	OVERALL	0- 1	15- 9	13- 8				
8- 3	0- 0	0- 1	HOME	0- 0	8- 2	7- 2				
6- 10	0- 2	0- 1	AWAY	0- 1	6- 6	5- 5				
1- 1	0- 0	0- 0	NEUTRAL	0- 0	1- 1	1- 1				
1- 8	0- 2	0- 2	NON-CONFERENCE	0- 1	1- 3	1- 2				
0- 1	0- 0	0- 1	HOME	0- 0	0- 0	0- 0				
0- 7	0- 2	0- 1	AWAY	0- 1	0- 3	0- 2				
1- 0	0- 0	0- 0	NEUTRAL	0- 0	1- 0	1- 0				
14- 6	0- 0	0- 0	CONFERENCE	0- 0	14- 6	12- 6				
8- 2	0- 0	0- 0	HOME	0- 0	8- 2	7- 2				
6- 3	0- 0	0- 0	AWAY	0- 0	6- 3	5- 3				
0- 1	0- 0	0- 0	NEUTRAL	0- 0	0- 1	0- 1				

RPI 1-25			RPI 26-50			RPI 51-100			RPI 101+ Team's RPI: 191		
RPI	S	Opponent	Score	RPI	S	Opponent	Score	RPI	S	Opponent	Score
12	A	Iowa St.	46 94	30	H	Rice	58 68	68	A	Arkansas	44 71
15	A	Texas A&M	57 70	47	A	TCU	41 72				
LAST 12 Division I GAMES:											
47	A	TCU	41 72	301	A	Alabama A&M	72 69	143	A	Oklahoma St.	50 70
301	H	Alabama A&M	69 56	349	H	Ark.-Pine Bluff	79 46	144	A	Southern U.	55 54
244	N	Jackson St.	63 75	329	H	Mississippi Val.	91 55	144	H	Southern U.	63 52
350	H	Alcorn	90 61	206	A	Grambling	57 73	170	A	Colorado	38 79
144	H	Southern U.	63 52	244	A	Jackson St.	89 80	206	H	Grambling	57 73
268	A	Alabama St.	59 67	228	A	Texas Southern	67 73	206	H	Grambling	63 64
								218	A	UTRGV	50 57
								228	A	Texas Southern	67 73
								228	H	Texas Southern	44 52
								239	N	A&M-Corpus Christi	67 59
								244	A	Jackson St.	89 80
								244	H	Jackson St.	76 57
								244	N	Jackson St.	63 75
								268	A	Alabama St.	59 67
								268	H	Alabama St.	71 59
								301	A	Alabama A&M	72 69
								301	H	Alabama A&M	77 65
								301	H	Alabama A&M	69 56
								329	A	Mississippi Val.	75 65
								329	H	Mississippi Val.	91 55
								349	A	Ark.-Pine Bluff	80 41
								349	H	Ark.-Pine Bluff	79 46
								350	A	Alcorn	82 61
								350	H	Alcorn	90 61

Non-Div I Games: Jarvis Christian 117 32 Arlington Baptist 105 31

Prairie View

Loss, Non-Conf, S Site, H Home A Away N Neutral



Presbyterian

Through Games Of April 7, 2019

Average RPI Win:	317	WON-LOST	WINNING	LAST 10	STRENGTH OF	OPP. STRENGTH	TEAM	ADJ.	CONF.	ADJ CONF.
Average RPI Loss:	189	RECORD	PCT. RANK	GAMES	SCHEDULE	OF SCHEDULE	RPI	RPI	RPI	RPI
DIV. I ONLY	7- 24	307	1- 0	301	303	315	315	27	27	
DIV. I NON-CONF.	2- 9	296	0- 0	302	280	327	327	29	29	
TOTALS	RPI 1-25	RPI 26-50	W-L RECORDS	RPI 51-100	RPI 101-999	RPI 150+				
7- 24	0- 0	0- 0	OVERALL	0- 4	7- 20	7- 16				
3- 9	0- 0	0- 0	HOME	0- 1	3- 8	3- 7				
4- 15	0- 0	0- 0	AWAY	0- 3	4- 12	4- 9				
0- 0	0- 0	0- 0	NEUTRAL	0- 0	0- 0	0- 0				
2- 9	0- 0	0- 0	NON-CONFERENCE	0- 1	2- 8	2- 6				
1- 2	0- 0	0- 0	HOME	0- 0	1- 2	1- 2				
1- 7	0- 0	0- 0	AWAY	0- 1	1- 6	1- 4				
0- 0	0- 0	0- 0	NEUTRAL	0- 0	0- 0	0- 0				
5- 15	0- 0	0- 0	CONFERENCE	0- 3	5- 12	5- 10				
2- 7	0- 0	0- 0	HOME	0- 1	2- 6	2- 5				
3- 8	0- 0	0- 0	AWAY	0- 2	3- 6	3- 5				
0- 0	0- 0	0- 0	NEUTRAL	0- 0	0- 0	0- 0				

RPI S	Opponent	Score	RPI S	Opponent	Score	RPI S	Opponent	Score	RPI S	Opponent	Score	Team's RPI: 315
						69	A Tennessee	49 97	113	A High Point	40 79	
						77	A Radford	49 60	113	H High Point	63 70	
						77	A Radford	49 59	115	A Georgia	59 83	
						77	H Radford	43 48	126	A UNCW	48 63	
									161	A Davidson	56 83	
									179	A Campbell	46 51	
									184	A UNC Asheville	45 51	
									184	H UNC Asheville	43 52	
									195	A Furman	68 76	
									203	A Hampton	62 79	
									203	H Hampton	68 82	
									210	A Vanderbilt	43 78	
									245	A Gardner-Webb	62 67	
									245	H Gardner-Webb	58 66	
									258	H Wofford	61 50	
									280	H Charleston So.	55 63	
									285	H Ga. Southern	68 69	
									289	A Samford	54 75	
									296	A Col. of Charleston	71 65	
									297	H South Carolina St.	48 57	
									306	A Winthrop	64 52	
									306	A Winthrop	52 55	
									306	H Winthrop	54 62	
									338	A Longwood	64 60	
									338	H Longwood	81 66	
									341	A USC Upstate	66 58	
LAST 12 Division I GAMES:												
			306	A Winthrop	64 52		341	A USC Upstate	66 58			
			77	A Radford	49 60		113	H High Point	63 70			
			77	H Radford	43 48		184	A UNC Asheville	45 51			
			245	A Gardner-Webb	62 67		306	H Winthrop	54 62			
			338	A Longwood	64 60		203	A Hampton	62 79			
			203	H Hampton	68 82		280	H Charleston So.	55 63			

Non-Div I Games:

Presbyterian

Loss, Non-Conf, S Site, H Home A Away N Neutral



RPI	S	Opponent	Score
341	H	USC Upstate	70 54

Presbyterian



Average RPI Win:	179	WON-LOST	WINNING	LAST 10	STRENGTH OF	OPP. STRENGTH	TEAM	ADJ.	CONF.	ADJ CONF.
Average RPI Loss:	85	RECORD	PCT. RANK	GAMES	SCHEDULE	OF SCHEDULE	RPI	RPI	RPI	RPI
DIV. I ONLY	22- 10	63	0- 1	68	119	50	50	11	11	
DIV. I NON-CONF.	8- 8	152	0- 1	63	76	85	85	11	11	
TOTALS	RPI 1-25	RPI 26-50	W-L RECORDS	RPI 51-100	RPI 101-999	RPI 150+				
22- 10	0- 3	1- 1	OVERALL	4- 2	17- 4	14- 1				
8- 3	0- 0	1- 0	HOME	1- 1	6- 2	5- 0				
12- 3	0- 0	0- 0	AWAY	2- 1	10- 2	8- 1				
2- 4	0- 3	0- 1	NEUTRAL	1- 0	1- 0	1- 0				
8- 8	0- 3	1- 1	NON-CONFERENCE	0- 1	7- 3	5- 1				
3- 1	0- 0	1- 0	HOME	0- 0	2- 1	1- 0				
5- 3	0- 0	0- 0	AWAY	0- 1	5- 2	4- 1				
0- 4	0- 3	0- 1	NEUTRAL	0- 0	0- 0	0- 0				
14- 2	0- 0	0- 0	CONFERENCE	4- 1	10- 1	9- 0				
5- 2	0- 0	0- 0	HOME	1- 1	4- 1	4- 0				
7- 0	0- 0	0- 0	AWAY	2- 0	5- 0	4- 0				
2- 0	0- 0	0- 0	NEUTRAL	1- 0	1- 0	1- 0				

RPI 1-25				RPI 26-50				Team's RPI: 50				RPI 51-100				RPI 101+			
RPI	S	Opponent	Score	RPI	S	Opponent	Score	RPI	S	Opponent	Score	RPI	S	Opponent	Score	RPI	S	Opponent	Score
11	N	Syracuse	61 92	36	N	Kansas St.	61 80	55	A	Villanova	46 67	107	A	Hartford	75 38				
22	N	Kentucky	77 82	44	H	Quinnipiac	54 42	58	A	Penn	68 53	121	H	Marist	60 57				
23	N	DePaul	67 82					58	H	Penn	60 66	139	H	Seton Hall	66 70				
								58	N	Penn	65 54	141	A	Yale	80 68				
								98	A	Harvard	75 71	141	H	Yale	86 96				
								98	H	Harvard	61 58	147	A	Penn St.	71 79				
												161	H	Davidson	65 57				
												167	A	Rider	89 65				
												200	A	Cornell	75 46				
												200	H	Cornell	68 64				
												200	N	Cornell	68 47				
												212	A	Dartmouth	82 75				
												212	H	Dartmouth	64 47				
												215	A	Monmouth	79 47				
												219	A	George Washington	49 64				
												248	A	St. Francis Brooklyn	83 64				
												254	A	Columbia	79 64				
												254	H	Columbia	65 59				
												284	A	Brown	88 68				
												284	H	Brown	93 74				
												320	A	New Hampshire	90 42				
LAST 12 Division I GAMES:																			
				22	N	Kentucky	77 82					212	H	Dartmouth	64 47				
				58	N	Penn	65 54					58	A	Penn	68 53				
				200	N	Cornell	68 47					254	H	Columbia	65 59				
				141	A	Yale	80 68					200	H	Cornell	68 64				
				284	A	Brown	88 68					212	A	Dartmouth	82 75				
				98	H	Harvard	61 58					98	A	Harvard	75 71				

Non-Div I Games:

Princeton

■ Loss, 
■ Non-Conf, 
■ S Site, 
■ Home 
■ A Away 
N Neutral



## Providence

Through Games Of April 7, 2019

Average RPI Win:	160	WON-LOST	WINNING	LAST 10	STRENGTH OF	OPP. STRENGTH	TEAM	ADJ.	CONF.	ADJ CONF.
Average RPI Loss:	76	RECORD	PCT. RANK	GAMES	SCHEDULE	OF SCHEDULE	RPI	RPI	RPI	RPI
DIV. I ONLY	19- 16	146	0- 1	81	72	116	116	6	6	
DIV. I NON-CONF.	10- 4	66	0- 0	173	209	112	112	4	4	
TOTALS	RPI 1-25	RPI 26-50	W-L RECORDS	RPI 51-100	RPI 101-999	RPI 150+				
19- 16	0- 5	0- 1	OVERALL	6- 5	13- 5	8- 1				
11- 8	0- 2	0- 1	HOME	4- 3	7- 2	4- 0				
6- 8	0- 3	0- 0	AWAY	2- 2	4- 3	2- 1				
2- 0	0- 0	0- 0	NEUTRAL	0- 0	2- 0	2- 0				
10- 4	0- 0	0- 1	NON-CONFERENCE	2- 0	8- 3	5- 1				
7- 2	0- 0	0- 1	HOME	2- 0	5- 1	3- 0				
2- 2	0- 0	0- 0	AWAY	0- 0	2- 2	1- 1				
1- 0	0- 0	0- 0	NEUTRAL	0- 0	1- 0	1- 0				
9- 12	0- 5	0- 0	CONFERENCE	4- 5	5- 2	3- 0				
4- 6	0- 2	0- 0	HOME	2- 3	2- 1	1- 0				
4- 6	0- 3	0- 0	AWAY	2- 2	2- 1	1- 0				
1- 0	0- 0	0- 0	NEUTRAL	0- 0	1- 0	1- 0				

RPI S	Opponent	Score	RPI S	Opponent	Score	RPI S	Opponent	Score	RPI S	Opponent	Score	Team's RPI: 116
10	A Marquette	46 85	44	H Quinnipiac	44 48	54	A Georgetown	56 61	101	H Northeastern	59 65	
10	H Marquette	57 80				54	H Georgetown	52 68	107	H Hartford	71 54	
23	A DePaul	62 88				54	H Georgetown	46 53	119	A St. John's (NY)	67 66	
23	A DePaul	60 85				55	A Villanova	33 53	119	H St. John's (NY)	57 60	
23	H DePaul	61 76				55	H Villanova	67 61	134	A Boston College	61 57	
						58	H Penn	64 54	139	A Seton Hall	73 79	
						67	A Butler	66 63	139	H Seton Hall	82 75	
						67	H Butler	74 68	141	H Yale	59 42	
						85	H Pepperdine	66 47	147	A Penn St.	72 74	
						95	A Creighton	77 63	193	H Sacred Heart	62 52	
						95	H Creighton	64 73	211	A Xavier	63 55	
									211	H Xavier	71 58	
									211	N Xavier	70 62	
									249	H Northern Ky.	48 43	
									260	A Rhode Island	65 72	
									282	H La Salle	77 47	
									293	N Bryant	72 64	
									327	A UMass Lowell	71 47	
LAST 12 Division I GAMES:												
54	H Georgetown	46 53	10	H Marquette	57 80							
58	H Penn	64 54	23	H DePaul	61 76							
107	H Hartford	71 54	95	H Creighton	64 73							
211	N Xavier	70 62	67	A Butler	66 63							
23	A DePaul	60 85	211	A Xavier	63 55							
293	N Bryant	72 64	119	H St. John's (NY)	57 60							

Non-Div I Games:

Providence

■ Loss, 
 ■ Non-Conf, 
 ■ S Site, 
 ■ H Home 
 ■ A Away 
 N Neutral



Average RPI Win:	146	WON-LOST	WINNING	LAST 10	STRENGTH OF	OPP. STRENGTH	TEAM	ADJ.	CONF.	ADJ CONF.
Average RPI Loss:	64	RECORD	PCT. RANK	GAMES	SCHEDULE	OF SCHEDULE	RPI	RPI	RPI	RPI
DIV. I ONLY	19- 15	137	1- 0	56	48	90	90	4	4	
DIV. I NON-CONF.	9- 4	74	0- 0	127	77	94	94	5	5	
TOTALS	RPI 1-25	RPI 26-50	W-L RECORDS	RPI 51-100	RPI 101-999	RPI 150+				
19- 15	2- 4	2- 5	OVERALL	4- 2	11- 4	9- 1				
13- 4	2- 2	2- 0	HOME	2- 1	7- 1	6- 0				
3- 8	0- 1	0- 4	AWAY	1- 1	2- 2	1- 1				
3- 3	0- 1	0- 1	NEUTRAL	1- 0	2- 1	2- 0				
9- 4	1- 2	0- 1	NON-CONFERENCE	1- 0	7- 1	7- 0				
7- 1	1- 1	0- 0	HOME	1- 0	5- 0	5- 0				
1- 1	0- 0	0- 1	AWAY	0- 0	1- 0	1- 0				
1- 2	0- 1	0- 0	NEUTRAL	0- 0	1- 1	1- 0				
10- 11	1- 2	2- 4	CONFERENCE	3- 2	4- 3	2- 1				
6- 3	1- 1	2- 0	HOME	1- 1	2- 1	1- 0				
2- 7	0- 1	0- 3	AWAY	1- 1	1- 2	0- 1				
2- 1	0- 0	0- 1	NEUTRAL	1- 0	1- 0	1- 0				

RPI 1-25				RPI 26-50				RPI 51-100				RPI 101+			
RPI	S	Opponent	Score	RPI	S	Opponent	Score	RPI	S	Opponent	Score	RPI	S	Opponent	Score
6	N	UConn	40 86	31	A	Ohio	73 80	74	A	Northwestern	57 54	103	A	Minnesota	64 53
7	A	Iowa	58 72	32	A	Rutgers	63 65	74	H	Northwestern	61 58	103	H	Minnesota	45 65
7	H	Iowa	62 57	32	N	Rutgers	49 64	94	A	Nebraska	61 67	106	H	Ohio St.	60 42
14	H	Maryland	55 58	38	A	Michigan St.	66 74	94	H	Nebraska	64 84	119	N	St. John's (NY)	62 68
17	H	South Carolina	73 82	41	A	Indiana	51 73	94	N	Nebraska	75 71	147	A	Penn St.	61 72
25	H	Miami (FL)	74 63	41	H	Indiana	56 53	98	H	Harvard	66 65	155	H	Bradley	74 61
				42	H	Michigan	71 70					185	A	Wisconsin	69 76
LAST 12 Division I GAMES:															
				217	N	Illinois	72 60	74	H	Northwestern	61 58	217	H	Illinois	72 50
				94	N	Nebraska	75 71	103	H	Minnesota	45 65	217	N	Illinois	72 60
				32	N	Rutgers	49 64	94	A	Nebraska	61 67	222	A	Ball St.	80 38
				41	A	Indiana	51 73	217	H	Illinois	72 50	236	H	Albany (NY)	53 41
				14	H	Maryland	55 58	38	A	Michigan St.	66 74	237	N	Ole Miss	70 59
				147	A	Penn St.	61 72	94	H	Nebraska	64 84	241	H	Western Ill.	81 60
												253	H	Loyola Chicago	65 41
												334	H	Purdue Fort Wayne	78 44

Non-Div I Games:

Purdue

■ Loss, 
 ■ Non-Conf, 
 ■ S Site, 
 ■ H Home 
 ■ A Away 
 N Neutral



Purdue Fort Wayne

Through Games Of April 7, 2019

Average RPI Win:	282	WON-LOST	WINNING	LAST 10	STRENGTH OF	OPP. STRENGTH	TEAM	ADJ.	CONF.	ADJ CONF.
Average RPI Loss:	184	RECORD	PCT. RANK	GAMES	SCHEDULE	OF SCHEDULE	RPI	RPI	RPI	RPI
DIV. I ONLY	4- 22	336	0- 1	293	231	334	334	19	19	
DIV. I NON-CONF.	1- 8	321	0- 0	342	320	348	348	18	18	
TOTALS	RPI 1-25	RPI 26-50	W-L RECORDS	RPI 51-100	RPI 101-999	RPI 150+				
4- 22	0- 3	0- 2	OVERALL	0- 1	4- 16	4- 16				
3- 8	0- 1	0- 1	HOME	0- 0	3- 6	3- 6				
1- 13	0- 1	0- 1	AWAY	0- 1	1- 10	1- 10				
0- 1	0- 1	0- 0	NEUTRAL	0- 0	0- 0	0- 0				
1- 8	0- 0	0- 0	NON-CONFERENCE	0- 1	1- 7	1- 7				
0- 3	0- 0	0- 0	HOME	0- 0	0- 3	0- 3				
1- 5	0- 0	0- 0	AWAY	0- 1	1- 4	1- 4				
0- 0	0- 0	0- 0	NEUTRAL	0- 0	0- 0	0- 0				
3- 14	0- 3	0- 2	CONFERENCE	0- 0	3- 9	3- 9				
3- 5	0- 1	0- 1	HOME	0- 0	3- 3	3- 3				
0- 8	0- 1	0- 1	AWAY	0- 0	0- 6	0- 6				
0- 1	0- 1	0- 0	NEUTRAL	0- 0	0- 0	0- 0				

RPI 1-25				RPI 26-50				RPI 51-100				RPI 101+ Team's RPI: 334			
RPI	S	Opponent	Score	RPI	S	Opponent	Score	RPI	S	Opponent	Score	RPI	S	Opponent	Score
20	A	South Dakota St.	68 92	48	A	South Dakota	51 69	90	A	Purdue	44 78	153	A	Denver	62 82
20	H	South Dakota St.	52 85	48	H	South Dakota	49 71					153	H	Denver	70 55
20	N	South Dakota St.	50 88									158	A	Oral Roberts	56 66
												158	H	Oral Roberts	61 72
												201	H	Eastern Mich.	72 87
												204	A	Milwaukee	48 70
												224	A	North Dakota	60 79
												224	H	North Dakota	58 74
												235	H	SIUE	49 57
												241	A	Western Ill.	59 73
												241	H	Western Ill.	61 90
												253	A	Loyola Chicago	67 81
												274	A	Western Mich.	61 69
												294	A	Eastern Ill.	63 72
												304	H	Valparaiso	64 68
												317	A	North Dakota St.	54 70
												317	H	North Dakota St.	66 46
												326	A	Omaha	61 70
												326	H	Omaha	56 48
												331	A	Evansville	72 66
LAST 12 Division I GAMES:															
20	N	South Dakota St.	50 88	241	H	Western Ill.	61 90								
317	H	North Dakota St.	66 46	48	H	South Dakota	49 71								
224	H	North Dakota	58 74	158	A	Oral Roberts	56 66								
20	A	South Dakota St.	68 92	153	H	Denver	70 55								
326	A	Omaha	61 70	326	H	Omaha	56 48								
153	A	Denver	62 82	241	A	Western Ill.	59 73								

Non-Div I Games: Taylor (IN) 84 74 Goshen 86 45 Ind.-Kokomo 87 50

Purdue Fort Wayne

Loss, Non-Conf, S Site, H Home A Away N Neutral



Quinnipiac

Through Games Of April 7, 2019

Average RPI Win:	225	WON-LOST	WINNING	LAST 10	STRENGTH OF	OPP. STRENGTH	TEAM	ADJ.	CONF.	ADJ CONF.
Average RPI Loss:	33	RECORD	PCT. RANK	GAMES	SCHEDULE	OF SCHEDULE	RPI	RPI	RPI	RPI
DIV. I ONLY	26- 7	20	0- 1	95	202	44	44	26	26	
DIV. I NON-CONF.	5- 7	201	0- 1	18	14	68	68	27	27	
TOTALS	RPI 1-25	RPI 26-50	W-L RECORDS	RPI 51-100	RPI 101-999	RPI 150+				
26- 7	0- 2	0- 5	OVERALL	2- 0	24- 0	20- 0				
10- 2	0- 1	0- 1	HOME	0- 0	10- 0	9- 0				
12- 2	0- 0	0- 2	AWAY	2- 0	10- 0	8- 0				
4- 3	0- 1	0- 2	NEUTRAL	0- 0	4- 0	3- 0				
5- 7	0- 2	0- 5	NON-CONFERENCE	2- 0	3- 0	2- 0				
1- 2	0- 1	0- 1	HOME	0- 0	1- 0	1- 0				
3- 2	0- 0	0- 2	AWAY	2- 0	1- 0	0- 0				
1- 3	0- 1	0- 2	NEUTRAL	0- 0	1- 0	1- 0				
21- 0	0- 0	0- 0	CONFERENCE	0- 0	21- 0	18- 0				
9- 0	0- 0	0- 0	HOME	0- 0	9- 0	8- 0				
9- 0	0- 0	0- 0	AWAY	0- 0	9- 0	8- 0				
3- 0	0- 0	0- 0	NEUTRAL	0- 0	3- 0	2- 0				

RPI 1-25			RPI 26-50			Team's RPI: 44	RPI 51-100			RPI 101+		
RPI	S	Opponent	Score	RPI	S	Opponent	Score	RPI	S	Opponent	Score	
18	H	UCF	45 47	29	N	Missouri	51 65	70	A	Drexel	56 52	116 A Providence 48 44
20	N	South Dakota St.	65 76	33	N	Texas	55 56	98	A	Harvard	72 67	121 A Marist 76 69
				35	H	Central Mich.	52 67					121 H Marist 78 66
				43	A	Bucknell	58 75					121 N Marist 81 51
				50	A	Princeton	42 54					167 A Rider 66 60
												167 H Rider 72 56
												215 A Monmouth 58 46
												215 H Monmouth 67 38
												215 N Monmouth 80 42
												222 N Ball St. 69 66
												267 A Manhattan 64 39
												267 H Manhattan 59 42
												270 A Niagara 96 55
												270 H Niagara 62 42
												273 H Richmond 65 48
												277 A Siena 67 38
												277 H Siena 68 31
												283 A Fairfield 48 40
												283 H Fairfield 81 36
												283 N Fairfield 63 48
												286 A Canisius 55 42
												286 H Canisius 68 51
												324 A Iona 76 39
												347 H Saint Peter's 90 45
LAST 12 Division I GAMES:												
				20	N	South Dakota St.	65 76	277	A	Siena	67 38	
				283	N	Fairfield	63 48	267	H	Manhattan	59 42	
				215	N	Monmouth	80 42	121	H	Marist	78 66	
				121	N	Marist	81 51	167	A	Rider	66 60	
				222	N	Ball St.	69 66	283	A	Fairfield	48 40	
				29	N	Missouri	51 65	267	A	Manhattan	64 39	

Non-Div I Games:

Quinnipiac

Loss, Non-Conf, S Site, H Home A Away N Neutral



Average RPI Win:	234	WON-LOST	WINNING	LAST 10	STRENGTH OF	OPP. STRENGTH	TEAM	ADJ.	CONF.	ADJ CONF.
Average RPI Loss:	104	RECORD	PCT. RANK	GAMES	SCHEDULE	OF SCHEDULE	RPI	RPI	RPI	RPI
DIV. I ONLY	25- 7	26	0- 1	203	259	77	77	27	27	
DIV. I NON-CONF.	5- 6	173	0- 1	81	72	114	114	29	29	
TOTALS	RPI 1-25	RPI 26-50	W-L RECORDS	RPI 51-100	RPI 101-999	RPI 150+				
25- 7	0- 2	0- 0	OVERALL	1- 2	24- 3	21- 2				
14- 1	0- 0	0- 0	HOME	0- 0	14- 1	13- 0				
10- 5	0- 2	0- 0	AWAY	1- 1	9- 2	7- 2				
1- 1	0- 0	0- 0	NEUTRAL	0- 1	1- 0	1- 0				
5- 6	0- 2	0- 0	NON-CONFERENCE	1- 2	4- 2	3- 1				
2- 1	0- 0	0- 0	HOME	0- 0	2- 1	2- 0				
2- 4	0- 2	0- 0	AWAY	1- 1	1- 1	0- 1				
1- 1	0- 0	0- 0	NEUTRAL	0- 1	1- 0	1- 0				
20- 1	0- 0	0- 0	CONFERENCE	0- 0	20- 1	18- 1				
12- 0	0- 0	0- 0	HOME	0- 0	12- 0	11- 0				
8- 1	0- 0	0- 0	AWAY	0- 0	8- 1	7- 1				
0- 0	0- 0	0- 0	NEUTRAL	0- 0	0- 0	0- 0				

RPI 1-25			RPI 26-50			RPI 51-100 Team's RPI: 77			RPI 101+		
RPI	S	Opponent	Score	RPI	S	Opponent	Score	RPI	S	Opponent	Score
9	A	NC State	58 75					102	A	Virginia	57 44
14	A	Maryland	51 73					113	A	High Point	84 79
								113	H	High Point	80 58
								125	H	Morehead St.	72 79
								166	N	Temple	56 50
								179	A	Campbell	56 52
								179	H	Campbell	61 57
								179	H	Campbell	57 45
								184	A	UNC Asheville	45 44
								184	H	UNC Asheville	60 46
								184	H	UNC Asheville	59 52
								203	A	Hampton	54 68
								203	H	Hampton	84 59
								220	A	Mt. St. Mary's	77 89
								242	H	ETSU	79 64
								245	H	Gardner-Webb	79 69
								280	A	Charleston So.	67 41
								297	H	South Carolina St.	61 31
								306	A	Winthrop	79 57
								306	H	Winthrop	70 49
								315	A	Presbyterian	48 43
								315	H	Presbyterian	59 49
								315	H	Presbyterian	60 49
								338	A	Longwood	68 34
								338	H	Longwood	81 52
								341	A	USC Upstate	82 41
LAST 12 Division I GAMES:											
14	A	Maryland	51 73	341	H	USC Upstate	55 43				
184	H	UNC Asheville	59 52	184	A	UNC Asheville	45 44				
179	H	Campbell	57 45	179	H	Campbell	61 57				
315	H	Presbyterian	60 49	306	A	Winthrop	79 57				
315	A	Presbyterian	48 43	338	H	Longwood	81 52				
203	H	Hampton	84 59	113	A	High Point	84 79				

Non-Div I Games: Shepherd

60 46

Radford

■ Loss, 
 ■ Non-Conf, 
 ■ S Site, 
 ■ Home 
 ■ A Away 
 N Neutral



R  
a  
d  
f  
o  
r  
d

RPI S Opponent Score

Through Games Of April 7, 2019

RPI	S	Opponent	Score
341	H	USC Upstate	55 43

R  
a  
d  
f  
o  
r  
d

Radford



## Rhode Island

Through Games Of April 7, 2019

Average RPI Win:	210	WON-LOST	WINNING	LAST 10	STRENGTH OF	OPP. STRENGTH	TEAM	ADJ.	CONF.	ADJ CONF.
Average RPI Loss:	159	RECORD	PCT. RANK	GAMES	SCHEDULE	OF SCHEDULE	RPI	RPI	RPI	RPI
DIV. I ONLY	8- 21	285	0- 1	184	169	260	260	17	17	
DIV. I NON-CONF.	5- 7	201	0- 0	110	139	166	166	17	17	
TOTALS	RPI 1-25	RPI 26-50	W-L RECORDS	RPI 51-100	RPI 101-999	RPI 150+				
8- 21	0- 1	0- 1	OVERALL	0- 3	8- 16	7- 10				
3- 11	0- 0	0- 0	HOME	0- 2	3- 9	2- 5				
5- 10	0- 1	0- 1	AWAY	0- 1	5- 7	5- 5				
0- 0	0- 0	0- 0	NEUTRAL	0- 0	0- 0	0- 0				
5- 7	0- 1	0- 1	NON-CONFERENCE	0- 1	5- 4	4- 1				
3- 3	0- 0	0- 0	HOME	0- 1	3- 2	2- 0				
2- 4	0- 1	0- 1	AWAY	0- 0	2- 2	2- 1				
0- 0	0- 0	0- 0	NEUTRAL	0- 0	0- 0	0- 0				
3- 14	0- 0	0- 0	CONFERENCE	0- 2	3- 12	3- 9				
0- 8	0- 0	0- 0	HOME	0- 1	0- 7	0- 5				
3- 6	0- 0	0- 0	AWAY	0- 1	3- 5	3- 4				
0- 0	0- 0	0- 0	NEUTRAL	0- 0	0- 0	0- 0				

RPI 1-25				RPI 26-50				RPI 51-100				RPI 101+ Team's RPI: 260			
RPI	S	Opponent	Score	RPI	S	Opponent	Score	RPI	S	Opponent	Score	RPI	S	Opponent	Score
22	A	Kentucky	52 75	45	A	Clemson	67 80	87	H	Fordham	38 56	103	A	Minnesota	71 91
								92	A	VCU	39 74	107	H	Hartford	51 65
								98	H	Harvard	47 80	116	H	Providence	72 65
												122	H	Dayton	62 74
												134	H	Boston College	64 88
												138	A	Duquesne	69 106
												138	H	Duquesne	58 75
												161	A	Davidson	64 58
												161	H	Davidson	67 77
												162	A	Robert Morris	46 41
												176	A	Holy Cross	65 73
												183	A	Saint Louis	68 56
												209	A	Massachusetts	34 56
												209	H	Massachusetts	53 57
												219	H	George Washington	59 64
												224	H	North Dakota	77 63
												226	A	George Mason	69 75
												238	H	Saint Joseph's	48 55
												263	A	St. Bonaventure	61 62
												263	H	St. Bonaventure	68 84
												273	A	Richmond	66 60
												279	A	Vermont	61 58
												282	A	La Salle	71 77
												284	H	Brown	72 67
LAST 12 Division I GAMES:															
138	A	Duquesne	69 106	138	H	Duquesne	58 75	209	A	Massachusetts	34 56				
284	H	Brown	72 67	282	A	La Salle	71 77	122	H	Dayton	62 74				
209	H	Massachusetts	53 57	263	H	St. Bonaventure	68 84	226	A	George Mason	69 75				
161	A	Davidson	64 58												
238	H	Saint Joseph's	48 55												
263	A	St. Bonaventure	61 62												

Non-Div I Games:

Rhode Island

■ Loss, 
■ Non-Conf, 
■ S Site, 
■ H Home 
■ A Away 
N Neutral



R  
i  
c  
e

R  
i  
c  
e

Rice

Page 271



Average RPI Win: <b>248</b>	WON-LOST	WINNING	LAST 10	STRENGTH OF	OPP. STRENGTH	TEAM	ADJ.	CONF.	ADJ CONF.
Average RPI Loss: <b>140</b>	RECORD	PCT. RANK	GAMES	SCHEDULE	OF SCHEDULE	RPI	RPI	RPI	RPI
DIV. I ONLY	9- 21	274	0- 1	166	166	273	273	17	17
DIV. I NON-CONF.	3- 10	276	0- 0	118	138	268	268	17	17
TOTALS	RPI 1-25	RPI 26-50	W-L RECORDS	RPI 51-100	RPI 101-999	RPI 150+			
9- 21	0- 1	0- 2	OVERALL	0- 6	9- 12	9- 9			
8- 7	0- 0	0- 1	HOME	0- 3	8- 3	8- 3			
1- 13	0- 1	0- 1	AWAY	0- 2	1- 9	1- 6			
0- 1	0- 0	0- 0	NEUTRAL	0- 1	0- 0	0- 0			
3- 10	0- 1	0- 2	NON-CONFERENCE	0- 3	3- 4	3- 3			
3- 4	0- 0	0- 1	HOME	0- 2	3- 1	3- 1			
0- 5	0- 1	0- 1	AWAY	0- 0	0- 3	0- 2			
0- 1	0- 0	0- 0	NEUTRAL	0- 1	0- 0	0- 0			
6- 11	0- 0	0- 0	CONFERENCE	0- 3	6- 8	6- 6			
5- 3	0- 0	0- 0	HOME	0- 1	5- 2	5- 2			
1- 8	0- 0	0- 0	AWAY	0- 2	1- 6	1- 4			
0- 0	0- 0	0- 0	NEUTRAL	0- 0	0- 0	0- 0			

RPI 1-25				RPI 26-50				RPI 51-100				RPI 101+ Team's RPI: 273			
RPI	S	Opponent	Score	RPI	S	Opponent	Score	RPI	S	Opponent	Score	RPI	S	Opponent	Score
18	A	UCF	48 <b>70</b>	31	H	Ohio	58 <b>109</b>	54	H	Georgetown	53 <b>73</b>	122	A	Dayton	50 <b>71</b>
				44	A	Quinnipiac	48 <b>65</b>	66	N	Virginia Tech	57 <b>85</b>	138	A	Duquesne	54 <b>80</b>
								70	H	Drexel	35 <b>58</b>	149	A	Wake Forest	48 <b>62</b>
								87	A	Fordham	48 <b>60</b>	161	A	Davidson	55 <b>78</b>
								92	A	VCU	37 <b>58</b>	164	A	William & Mary	55 <b>65</b>
								92	H	VCU	43 <b>68</b>	183	A	Saint Louis	48 <b>78</b>
												183	A	Saint Louis	49 <b>58</b>
												205	H	UMES	57 55
												209	A	Massachusetts	38 <b>64</b>
												209	H	Massachusetts	62 58
												219	H	George Washington	56 48
												226	H	George Mason	52 <b>67</b>
												227	H	Howard	67 60
												238	H	Saint Joseph's	46 45
												260	H	Rhode Island	60 <b>66</b>
												263	H	St. Bonaventure	57 49
												282	A	La Salle	74 60
												282	H	La Salle	56 51
												283	H	Fairfield	40 <b>58</b>
												307	A	Fla. Atlantic	55 <b>69</b>
												308	H	UNC Greensboro	59 48
LAST 12 Division I GAMES:															
183	A	Saint Louis	49 <b>58</b>	263	H	St. Bonaventure	57 49								
219	H	George Washington	56 48	92	A	VCU	37 <b>58</b>								
209	A	Massachusetts	38 <b>64</b>	122	A	Dayton	50 <b>71</b>								
282	H	La Salle	56 51	209	H	Massachusetts	62 58								
226	H	George Mason	52 <b>67</b>	282	A	La Salle	74 60								
183	A	Saint Louis	48 <b>78</b>	238	H	Saint Joseph's	46 45								

Non-Div I Games:

Richmond

■ Loss, 
 ■ Non-Conf, 
 ■ S Site, 
 ■ H Home 
 ■ A Away 
 N Neutral



Average RPI Win: <b>265</b>	WON-LOST	WINNING	LAST 10	STRENGTH OF	OPP. STRENGTH	TEAM	ADJ.	CONF.	ADJ CONF.
Average RPI Loss: <b>142</b>	RECORD	PCT. RANK	GAMES	SCHEDULE	OF SCHEDULE	RPI	RPI	RPI	RPI
DIV. I ONLY	<b>19- 13</b>	<b>115</b>	<b>0- 1</b>	<b>256</b>	<b>257</b>	<b>167</b>	<b>167</b>	<b>26</b>	<b>26</b>
DIV. I NON-CONF.	<b>4- 8</b>	<b>238</b>	<b>0- 1</b>	<b>216</b>	<b>186</b>	<b>235</b>	<b>235</b>	<b>27</b>	<b>27</b>
TOTALS	RPI 1-25	RPI 26-50	W-L RECORDS	RPI 51-100	RPI 101-999	RPI 150+			
19- 13	0- 0	0- 4	OVERALL	0- 2	19- 7	17- 5			
8- 6	0- 0	0- 2	HOME	0- 1	8- 3	7- 3			
10- 5	0- 0	0- 2	AWAY	0- 1	10- 2	9- 2			
1- 2	0- 0	0- 0	NEUTRAL	0- 0	1- 2	1- 0			
4- 8	0- 0	0- 2	NON-CONFERENCE	0- 2	4- 4	4- 3			
2- 3	0- 0	0- 1	HOME	0- 1	2- 1	2- 1			
2- 4	0- 0	0- 1	AWAY	0- 1	2- 2	2- 2			
0- 1	0- 0	0- 0	NEUTRAL	0- 0	0- 1	0- 0			
15- 5	0- 0	0- 2	CONFERENCE	0- 0	15- 3	13- 2			
6- 3	0- 0	0- 1	HOME	0- 0	6- 2	5- 2			
8- 1	0- 0	0- 1	AWAY	0- 0	8- 0	7- 0			
1- 1	0- 0	0- 0	NEUTRAL	0- 0	1- 1	1- 0			

RPI S	Opponent	Score	RPI S	Opponent	Score	RPI S	Opponent	Score	RPI S	Opponent	Score	Team's RPI: 167
43	A Bucknell	59 <b>80</b>	43	H Georgetown	49 <b>79</b>	121	A Marist	68 58				
44	A Quinnipiac	56 <b>72</b>	83	A West Virginia	43 <b>83</b>	121	H Marist	70 64				
44	H Quinnipiac	60 <b>66</b>				121	N Marist	52 <b>62</b>				
50	H Princeton	65 <b>89</b>				134	N Boston College	61 <b>112</b>				
						176	A Holy Cross	61 <b>71</b>				
						215	A Monmouth	55 43				
						215	H Monmouth	65 50				
						220	H Mt. St. Mary's	85 67				
						238	A Saint Joseph's	56 54				
						255	A Binghamton	62 57				
						259	H Navy	60 <b>66</b>				
						267	A Manhattan	73 63				
						267	H Manhattan	57 <b>60</b>				
						270	A Niagara	79 64				
						277	A Siena	55 52				
						277	H Siena	77 54				
						279	A Vermont	49 <b>54</b>				
						283	A Fairfield	60 53				
						283	H Fairfield	62 59				
						286	H Canisius	49 <b>62</b>				
						324	A Iona	66 58				
						324	H Iona	75 64				
						324	N Iona	54 46				
						325	H NJIT	67 46				
						347	A Saint Peter's	78 43				
						347	H Saint Peter's	60 38				
LAST 12 Division I GAMES:												
83	A West Virginia	43 <b>83</b>	270	A Niagara	79 64							
121	N Marist	52 <b>62</b>	44	H Quinnipiac	60 <b>66</b>							
324	N Iona	54 46	267	H Manhattan	57 <b>60</b>							
134	N Boston College	61 <b>112</b>	347	A Saint Peter's	78 43							
283	A Fairfield	60 53	324	H Iona	75 64							
277	H Siena	77 54	121	H Marist	70 64							

Non-Div I Games:

Rider

■ Loss, 
■ Non-Conf, 
■ S Site, 
■ H Home 
■ A Away 
N Neutral



Average RPI Win:	284	WON-LOST	WINNING	LAST 10	STRENGTH OF	OPP. STRENGTH	TEAM	ADJ.	CONF.	ADJ CONF.
Average RPI Loss:	135	RECORD	PCT. RANK	GAMES	SCHEDULE	OF SCHEDULE	RPI	RPI	RPI	RPI
DIV. I ONLY	21- 11	80	0- 1	294	297	162	162	30	30	
DIV. I NON-CONF.	2- 9	296	0- 1	171	51	290	290	31	31	
TOTALS	RPI 1-25	RPI 26-50	W-L RECORDS	RPI 51-100	RPI 101-999	RPI 150+				
21- 11	0- 2	0- 1	OVERALL	0- 1	21- 7	21- 5				
14- 3	0- 0	0- 1	HOME	0- 1	14- 1	14- 1				
7- 7	0- 2	0- 0	AWAY	0- 0	7- 5	7- 3				
0- 1	0- 0	0- 0	NEUTRAL	0- 0	0- 1	0- 1				
2- 9	0- 2	0- 1	NON-CONFERENCE	0- 1	2- 5	2- 3				
2- 3	0- 0	0- 1	HOME	0- 1	2- 1	2- 1				
0- 5	0- 2	0- 0	AWAY	0- 0	0- 3	0- 1				
0- 1	0- 0	0- 0	NEUTRAL	0- 0	0- 1	0- 1				
19- 2	0- 0	0- 0	CONFERENCE	0- 0	19- 2	19- 2				
12- 0	0- 0	0- 0	HOME	0- 0	12- 0	12- 0				
7- 2	0- 0	0- 0	AWAY	0- 0	7- 2	7- 2				
0- 0	0- 0	0- 0	NEUTRAL	0- 0	0- 0	0- 0				

RPI 1-25				RPI 26-50				RPI 51-100				RPI 101+ Team's RPI: 162			
RPI	S	Opponent	Score	RPI	S	Opponent	Score	RPI	S	Opponent	Score	RPI	S	Opponent	Score
5	A	Louisville	34 69	37	H	James Madison	36 59	81	H	Kent St.	46 54	111	A	Loyola Marymount	53 61
7	A	Iowa	63 92									123	A	Youngstown St.	59 69
												193	A	Sacred Heart	45 54
												193	H	Sacred Heart	64 46
												199	A	Saint Francis (PA)	66 60
												199	H	Saint Francis (PA)	65 54
												199	H	Saint Francis (PA)	66 53
												220	A	Mt. St. Mary's	55 61
												220	H	Mt. St. Mary's	69 65
												220	H	Mt. St. Mary's	70 58
												223	A	Bowling Green	60 61
												229	N	SMU	55 60
												248	A	St. Francis Brooklyn	75 56
												248	H	St. Francis Brooklyn	74 57
												260	H	Rhode Island	41 46
												282	H	La Salle	67 39
												293	A	Bryant	60 57
												293	H	Bryant	59 56
												318	A	Wagner	77 57
												318	H	Wagner	69 46
												328	A	Central Conn. St.	64 57
												328	H	Central Conn. St.	60 40
												339	H	Delaware St.	64 63
												344	A	Fairleigh Dickinson	63 43
												344	H	Fairleigh Dickinson	71 49
												344	H	Fairleigh Dickinson	64 38
LAST 12 Division I GAMES:															
5	A	Louisville	34 69	193	A	Sacred Heart	45 54								
344	H	Fairleigh Dickinson	64 38	318	A	Wagner	77 57								
220	H	Mt. St. Mary's	69 65	351	H	LIU Brooklyn	71 54								
199	H	Saint Francis (PA)	65 54	248	H	St. Francis Brooklyn	74 57								
111	A	Loyola Marymount	53 61	199	A	Saint Francis (PA)	66 60								
199	H	Saint Francis (PA)	66 53	220	A	Mt. St. Mary's	55 61								

Non-Div I Games: Pitt.-Johnstown 73 53

Robert Morris

■ Loss, 
■ Non-Conf, 
■ S Site, 
■ H Home 
■ A Away 
N Neutral



RPI	S	Opponent	Score	
351	A	LIU Brooklyn	89	37
351	H	LIU Brooklyn	71	54

Robert Morris



Average RPI Win:	137	WON-LOST	WINNING	LAST 10	STRENGTH OF	OPP. STRENGTH	TEAM	ADJ.	CONF.	ADJ CONF.
Average RPI Loss:	41	RECORD	PCT. RANK	GAMES	SCHEDULE	OF SCHEDULE	RPI	RPI	RPI	RPI
DIV. I ONLY	22- 10	63	0- 1	33	57	32	32	4	4	
DIV. I NON-CONF.	8- 4	87	0- 1	86	107	76	76	5	5	
TOTALS	RPI 1-25	RPI 26-50	W-L RECORDS	RPI 51-100	RPI 101-999	RPI 150+				
22- 10	1- 5	3- 2	OVERALL	6- 1	12- 2	7- 0				
13- 2	0- 1	2- 0	HOME	3- 0	8- 1	5- 0				
7- 4	1- 1	1- 1	AWAY	2- 1	3- 1	1- 0				
2- 4	0- 3	0- 1	NEUTRAL	1- 0	1- 0	1- 0				
8- 4	0- 2	0- 1	NON-CONFERENCE	2- 1	6- 0	5- 0				
6- 0	0- 0	0- 0	HOME	1- 0	5- 0	4- 0				
1- 1	0- 0	0- 0	AWAY	1- 1	0- 0	0- 0				
1- 3	0- 2	0- 1	NEUTRAL	0- 0	1- 0	1- 0				
14- 6	1- 3	3- 1	CONFERENCE	4- 0	6- 2	2- 0				
7- 2	0- 1	2- 0	HOME	2- 0	3- 1	1- 0				
6- 3	1- 1	1- 1	AWAY	1- 0	3- 1	1- 0				
1- 1	0- 1	0- 0	NEUTRAL	1- 0	0- 0	0- 0				

RPI 1-25				RPI 26-50				Team's RPI: 32	RPI 51-100				RPI 101+			
RPI	S	Opponent	Score	RPI	S	Opponent	Score		RPI	S	Opponent	Score	RPI	S	Opponent	Score
7	A	Iowa	66 72	26	N	Buffalo	71 82		66	A	Virginia Tech	51 67	103	A	Minnesota	46 60
7	N	Iowa	67 72	38	H	Michigan St.	76 62		74	H	Northwestern	45 41	103	H	Minnesota	60 54
13	N	Gonzaga	40 57	41	A	Indiana	69 61		90	H	Purdue	65 63	106	A	Ohio St.	66 56
14	A	Maryland	73 65	41	H	Indiana	69 64		90	N	Purdue	64 49	106	H	Ohio St.	39 59
14	H	Maryland	48 62	42	A	Michigan	76 86		93	H	LSU	57 43	140	H	Stony Brook	61 47
24	N	Drake	59 69						94	A	Nebraska	62 56	147	A	Penn St.	69 61
									98	A	Harvard	60 49	147	H	Penn St.	74 61
													185	H	Wisconsin	73 53
													199	H	Saint Francis (PA)	96 52
													217	A	Illinois	71 60
													236	H	Albany (NY)	65 39
													242	N	ETSU	68 44
													284	H	Brown	73 52
													328	H	Central Conn. St.	73 44
LAST 12 Division I GAMES:																
26	N	Buffalo	71 82	103	H	Minnesota	60 54									
90	N	Purdue	64 49	185	H	Wisconsin	73 53									
7	N	Iowa	67 72	42	A	Michigan	76 86									
242	N	ETSU	68 44	41	A	Indiana	69 61									
13	N	Gonzaga	40 57	106	H	Ohio St.	39 59									
106	A	Ohio St.	66 56	14	H	Maryland	48 62									

Non-Div I Games:

Rutgers

■ Loss, 
 ■ Non-Conf, 
 ■ S Site, 
 ■ Home 
 ■ Away 
 N Neutral



Average RPI Win:	233	WON-LOST	WINNING	LAST 10	STRENGTH OF	OPP. STRENGTH	TEAM	ADJ.	CONF.	ADJ CONF.
Average RPI Loss:	124	RECORD	PCT. RANK	GAMES	SCHEDULE	OF SCHEDULE	RPI	RPI	RPI	RPI
DIV. I ONLY	22- 7	36	0- 1	216	266	84	84	25	25	
DIV. I NON-CONF.	6- 4	116	0- 1	88	190	82	82	24	24	
TOTALS	RPI 1-25	RPI 26-50	W-L RECORDS	RPI 51-100	RPI 101-999	RPI 150+				
22- 7	0- 1	0- 0	OVERALL	1- 3	21- 3	17- 2				
14- 0	0- 0	0- 0	HOME	1- 0	13- 0	10- 0				
7- 6	0- 1	0- 0	AWAY	0- 3	7- 2	6- 1				
1- 1	0- 0	0- 0	NEUTRAL	0- 0	1- 1	1- 1				
6- 4	0- 1	0- 0	NON-CONFERENCE	0- 2	6- 1	4- 0				
5- 0	0- 0	0- 0	HOME	0- 0	5- 0	3- 0				
0- 4	0- 1	0- 0	AWAY	0- 2	0- 1	0- 0				
1- 0	0- 0	0- 0	NEUTRAL	0- 0	1- 0	1- 0				
16- 3	0- 0	0- 0	CONFERENCE	1- 1	15- 2	13- 2				
9- 0	0- 0	0- 0	HOME	1- 0	8- 0	7- 0				
7- 2	0- 0	0- 0	AWAY	0- 1	7- 1	6- 1				
0- 1	0- 0	0- 0	NEUTRAL	0- 0	0- 1	0- 1				

RPI 1-25				RPI 26-50				RPI 51-100 Team's RPI: 84				RPI 101+			
RPI	S	Opponent	Score	RPI	S	Opponent	Score	RPI	S	Opponent	Score	RPI	S	Opponent	Score
25	A	Miami (FL)	60 81					72	A	UT Arlington	54 60	120	A	Abilene Christian	71 55
								76	A	New Mexico	33 74	120	H	Abilene Christian	65 48
								78	A	Lamar University	46 62	137	A	Texas Tech	69 77
								78	H	Lamar University	70 58	141	H	Yale	67 57
												150	H	Montana St.	60 53
												157	H	Tulsa	76 34
												171	H	Nicholls St.	70 62
												186	A	Sam Houston St.	78 68
												186	H	Sam Houston St.	83 75
												203	N	Hampton	70 68
												228	H	Texas Southern	74 55
												239	A	A&M-Corpus Christi	44 46
												239	N	A&M-Corpus Christi	56 58
												278	A	Central Ark.	59 53
												278	H	Central Ark.	79 43
												290	H	New Orleans	97 38
												309	A	Incarnate Word	66 56
												309	H	Incarnate Word	65 48
												310	H	Morgan St.	69 42
												314	A	McNeese	97 48
												321	A	Northwestern St.	87 67
												321	H	Northwestern St.	84 56
												323	A	Southeastern La.	62 51
												332	H	Houston Baptist	65 53
LAST 12 Division I GAMES:															
72	A	UT Arlington	54 60	78	A	Lamar University	46 62								
239	N	A&M-Corpus Christi	56 58	278	H	Central Ark.	79 43								
76	A	New Mexico	33 74	309	H	Incarnate Word	65 48								
141	H	Yale	67 57	239	A	A&M-Corpus Christi	44 46								
186	H	Sam Houston St.	83 75	321	A	Northwestern St.	87 67								
120	H	Abilene Christian	65 48	314	A	McNeese	97 48								

Non-Div I Games: Wiley 97 38 Cameron 86 59 Our Lady of the Lak93 77

SFA

Loss, Non-Conf, S Site, H Home A Away N Neutral



Average RPI Win:	271	WON-LOST	WINNING	LAST 10	STRENGTH OF	OPP. STRENGTH	TEAM	ADJ.	CONF.	ADJ CONF.
Average RPI Loss:	170	RECORD	PCT. RANK	GAMES	SCHEDULE	OF SCHEDULE	RPI	RPI	RPI	RPI
DIV. I ONLY	12- 16	216	0- 1	283	279	235	235	21	21	
DIV. I NON-CONF.	4- 6	209	0- 0	314	258	229	229	22	22	
TOTALS	RPI 1-25	RPI 26-50	W-L RECORDS	RPI 51-100	RPI 101-999	RPI 150+				
12- 16	0- 0	0- 3	OVERALL	0- 0	12- 13	10- 9				
6- 4	0- 0	0- 0	HOME	0- 0	6- 4	4- 2				
6- 11	0- 0	0- 2	AWAY	0- 0	6- 9	6- 7				
0- 1	0- 0	0- 1	NEUTRAL	0- 0	0- 0	0- 0				
4- 6	0- 0	0- 2	NON-CONFERENCE	0- 0	4- 4	3- 4				
1- 0	0- 0	0- 0	HOME	0- 0	1- 0	0- 0				
3- 5	0- 0	0- 1	AWAY	0- 0	3- 4	3- 4				
0- 1	0- 0	0- 1	NEUTRAL	0- 0	0- 0	0- 0				
8- 10	0- 0	0- 1	CONFERENCE	0- 0	8- 9	7- 5				
5- 4	0- 0	0- 0	HOME	0- 0	5- 4	4- 2				
3- 6	0- 0	0- 1	AWAY	0- 0	3- 5	3- 3				
0- 0	0- 0	0- 0	NEUTRAL	0- 0	0- 0	0- 0				

RPI 1-25				RPI 26-50				RPI 51-100				RPI 101+				Team's RPI: 235	
RPI	S	Opponent	Score	RPI	S	Opponent	Score	RPI	S	Opponent	Score	RPI	S	Opponent	Score		
				29	A	Missouri	36 59					112	A	UT Martin	55 68		
				40	N	Missouri St.	65 68					112	H	UT Martin	48 75		
				49	A	Belmont	54 87					125	H	Morehead St.	67 73		
												135	H	Illinois St.	68 61		
												146	A	Tennessee Tech	55 79		
												146	H	Tennessee Tech	63 61		
												183	A	Saint Louis	56 63		
												216	A	Jacksonville St.	51 47		
												216	H	Jacksonville St.	61 68		
												217	A	Illinois	57 74		
												231	A	UMKC	75 80		
												243	A	Southeast Mo. St.	58 63		
												243	H	Southeast Mo. St.	52 62		
												253	A	Loyola Chicago	43 56		
												261	A	Austin Peay	65 77		
												261	H	Austin Peay	69 68		
												262	A	Murray St.	75 81		
												262	H	Murray St.	71 54		
												294	A	Eastern Ill.	65 56		
												294	H	Eastern Ill.	78 62		
LAST 12 Division I GAMES:																	
				216	H	Jacksonville St.	61 68			262	A	Murray St.	75 81				
				146	H	Tennessee Tech	63 61			261	A	Austin Peay	65 77				
				49	A	Belmont	54 87			333	H	Eastern Ky.	74 55				
				303	A	Tennessee St.	66 55			125	H	Morehead St.	67 73				
				112	H	UT Martin	48 75			112	A	UT Martin	55 68				
				294	H	Eastern Ill.	78 62			243	A	Southeast Mo. St.	58 63				
												303	A	Tennessee St.	66 55		
												331	A	Evansville	54 45		
												333	H	Eastern Ky.	74 55		
												334	A	Purdue Fort Wayne	57 49		
												348	A	Chicago St.	82 66		

Non-Div I Games: McKendree 64 63

SIUE

■ Loss, 
 ■ Non-Conf, 
 ■ S Site, 
 ■ Home 
 ■ A Away 
 N Neutral



SMU				STRENGTH OF SCHEDULE	OPP. STRENGTH OF SCHEDULE	TEAM RPI	ADJ. RPI	CONF. RPI	ADJ CONF. RPI
Average RPI Win:	217	WON-LOST RECORD	WINNING PCT. RANK						
Average RPI Loss:	127		LAST 10 GAMES						
DIV. I ONLY	11- 19	242	0- 1	123	134	229	229	9	9
DIV. I NON-CONF.	6- 7	169	0- 0	183	272	223	223	8	8
-----									
TOTALS	RPI 1-25	RPI 26-50	W-L RECORDS	RPI 51-100	RPI 101-999	RPI 150+			
11- 19	0- 3	0- 2	OVERALL	0- 2	11- 12	10- 9			
8- 8	0- 1	0- 0	HOME	0- 1	8- 6	7- 5			
1- 10	0- 2	0- 2	AWAY	0- 1	1- 5	1- 3			
2- 1	0- 0	0- 0	NEUTRAL	0- 0	2- 1	2- 1			
6- 7	0- 0	0- 2	NON-CONFERENCE	0- 1	6- 4	6- 3			
4- 4	0- 0	0- 0	HOME	0- 1	4- 3	4- 3			
0- 3	0- 0	0- 2	AWAY	0- 0	0- 1	0- 0			
2- 0	0- 0	0- 0	NEUTRAL	0- 0	2- 0	2- 0			
5- 12	0- 3	0- 0	CONFERENCE	0- 1	5- 8	4- 6			
4- 4	0- 1	0- 0	HOME	0- 0	4- 3	3- 2			
1- 7	0- 2	0- 0	AWAY	0- 1	1- 4	1- 3			
0- 1	0- 0	0- 0	NEUTRAL	0- 0	0- 1	0- 1			

RPI 1-25				RPI 26-50				RPI 51-100				RPI 101+ Team's RPI: 229			
RPI	S	Opponent	Score	RPI	S	Opponent	Score	RPI	S	Opponent	Score	RPI	S	Opponent	Score
6	A	UConn	39 79	30	A	Rice	52 66	65	A	Cincinnati	57 69	114	H	South Fla.	46 44
18	A	UCF	43 55	47	A	TCU	63 65	72	H	UT Arlington	41 66	117	A	Houston	68 69
18	H	UCF	54 66									117	H	Houston	61 72
												129	A	Northern Colo.	57 58
												154	H	Oklahoma	61 77
												157	A	Tulsa	35 49
												159	H	Alabama	61 62
												160	H	North Texas	73 66
												162	N	Robert Morris	60 55
												166	H	Temple	53 52
												172	A	Tulane	64 60
												172	H	Tulane	43 61
												194	A	East Carolina	61 67
												194	H	East Carolina	54 64
												194	N	East Carolina	48 50
												221	N	Northern Ariz.	55 48
												230	H	Memphis	71 48
												256	A	Wichita St.	42 53
												256	H	Wichita St.	78 50
												276	H	CSU Bakersfield	49 43
												300	H	La.-Monroe	49 38
												323	H	Southeastern La.	62 63
												329	H	Mississippi Val.	62 47
LAST 12 Division I GAMES:															
194	N	East Carolina	48 50	256	A	Wichita St.	42 53								
221	N	Northern Ariz.	55 48	194	H	East Carolina	54 64								
194	A	East Carolina	61 67	18	H	UCF	54 66								
230	H	Memphis	71 48	157	A	Tulsa	35 49								
172	A	Tulane	64 60	117	A	Houston	68 69								
166	H	Temple	53 52	114	H	South Fla.	46 44								

Non-Div I Games:

SMU

■ Loss, 
 ■ Non-Conf, 
 ■ S Site, 
 ■ Home 
 ■ Away 
 N Neutral



Average RPI Win:	258	WON-LOST	WINNING	LAST 10	STRENGTH OF	OPP. STRENGTH	TEAM	ADJ.	CONF.	ADJ CONF.
Average RPI Loss:	139	RECORD	PCT. RANK	GAMES	SCHEDULE	OF SCHEDULE	RPI	RPI	RPI	RPI
DIV. I ONLY	9- 19	266	0- 1	221	197	266	266	16	16	
DIV. I NON-CONF.	3- 4	194	0- 0	188	249	226	226	12	12	
TOTALS	RPI 1-25	RPI 26-50	W-L RECORDS	RPI 51-100	RPI 101-999	RPI 150+				
9- 19	0- 0	0- 0	OVERALL	0- 5	9- 14	9- 6				
4- 9	0- 0	0- 0	HOME	0- 2	4- 7	4- 3				
3- 8	0- 0	0- 0	AWAY	0- 2	3- 6	3- 2				
2- 2	0- 0	0- 0	NEUTRAL	0- 1	2- 1	2- 1				
3- 4	0- 0	0- 0	NON-CONFERENCE	0- 3	3- 1	3- 1				
1- 2	0- 0	0- 0	HOME	0- 1	1- 1	1- 1				
0- 1	0- 0	0- 0	AWAY	0- 1	0- 0	0- 0				
2- 1	0- 0	0- 0	NEUTRAL	0- 1	2- 0	2- 0				
6- 15	0- 0	0- 0	CONFERENCE	0- 2	6- 13	6- 5				
3- 7	0- 0	0- 0	HOME	0- 1	3- 6	3- 2				
3- 7	0- 0	0- 0	AWAY	0- 1	3- 6	3- 2				
0- 1	0- 0	0- 0	NEUTRAL	0- 0	0- 1	0- 1				

RPI S	Opponent	Score	RPI S	Opponent	Score	RPI S	Opponent	Score	RPI S	Opponent	Score	Team's RPI: 266
						71	H UC Davis	60 109	104	A Portland St.	58 74	
						76	A New Mexico	53 85	104	H Portland St.	57 75	
						80	A Idaho	66 104	109	A Idaho St.	43 73	
						80	H Idaho	65 69	109	H Idaho St.	42 56	
						85	N Pepperdine	97 113	129	A Northern Colo.	69 82	
									129	H Northern Colo.	61 71	
									150	A Montana St.	58 64	
									150	H Montana St.	53 69	
									187	A Eastern Wash.	73 70	
									187	H Eastern Wash.	62 71	
									190	A Montana	67 75	
									190	H Montana	86 88	
									203	N Hampton	65 61	
									217	N Illinois	109 107	
									221	A Northern Ariz.	69 71	
									221	H Northern Ariz.	65 61	
									221	N Northern Ariz.	69 74	
									252	H San Francisco	75 86	
									275	A Southern Utah	75 69	
									275	H Southern Utah	77 76	
									312	A Weber St.	78 69	
									312	H Weber St.	77 62	
									316	H Cal Poly	88 85	
LAST 12 Division I GAMES:												
			221	N Northern Ariz.	69 74		104	H Portland St.	57 75			
			203	N Hampton	65 61		312	A Weber St.	78 69			
			190	A Montana	67 75		221	A Northern Ariz.	69 71			
			150	A Montana St.	58 64		275	A Southern Utah	75 69			
			80	H Idaho	65 69		129	H Northern Colo.	61 71			
			187	H Eastern Wash.	62 71		104	A Portland St.	58 74			

Non-Div I Games: Antelope Valley 86 80

Sacramento St.



## Sacred Heart

Through Games Of April 7, 2019

Average RPI Win:	283	WON-LOST	WINNING	LAST 10	STRENGTH OF	OPP. STRENGTH	TEAM	ADJ.	CONF.	ADJ CONF.
Average RPI Loss:	176	RECORD	PCT. RANK	GAMES	SCHEDULE	OF SCHEDULE	RPI	RPI	RPI	RPI
DIV. I ONLY	19- 13	115	0- 1	310	321	193	193	30	30	
DIV. I NON-CONF.	4- 8	238	0- 1	214	211	217	217	31	31	
TOTALS	RPI 1-25	RPI 26-50	W-L RECORDS	RPI 51-100	RPI 101-999	RPI 150+				
19- 13	0- 1	0- 0	OVERALL	0- 1	19- 11	19- 8				
10- 5	0- 0	0- 0	HOME	0- 0	10- 5	10- 4				
9- 8	0- 1	0- 0	AWAY	0- 1	9- 6	9- 4				
0- 0	0- 0	0- 0	NEUTRAL	0- 0	0- 0	0- 0				
4- 8	0- 1	0- 0	NON-CONFERENCE	0- 1	4- 6	4- 3				
1- 3	0- 0	0- 0	HOME	0- 0	1- 3	1- 2				
3- 5	0- 1	0- 0	AWAY	0- 1	3- 3	3- 1				
0- 0	0- 0	0- 0	NEUTRAL	0- 0	0- 0	0- 0				
15- 5	0- 0	0- 0	CONFERENCE	0- 0	15- 5	15- 5				
9- 2	0- 0	0- 0	HOME	0- 0	9- 2	9- 2				
6- 3	0- 0	0- 0	AWAY	0- 0	6- 3	6- 3				
0- 0	0- 0	0- 0	NEUTRAL	0- 0	0- 0	0- 0				

RPI 1-25				RPI 26-50				RPI 51-100				RPI 101+ Team's RPI: 193			
RPI	S	Opponent	Score	RPI	S	Opponent	Score	RPI	S	Opponent	Score	RPI	S	Opponent	Score
22	A	Kentucky	43 71					54	A	Georgetown	59 90	116	A	Providence	52 62
												130	A	Lehigh	66 70
												140	H	Stony Brook	58 73
												162	A	Robert Morris	46 64
												162	H	Robert Morris	54 45
												199	A	Saint Francis (PA)	68 85
												199	H	Saint Francis (PA)	60 68
												199	H	Saint Francis (PA)	77 51
												209	A	Massachusetts	61 78
												215	H	Monmouth	50 55
												220	A	Mt. St. Mary's	53 46
												220	H	Mt. St. Mary's	76 41
												233	A	Hofstra	70 64
												238	H	Saint Joseph's	44 61
												248	A	St. Francis Brooklyn	68 66
												248	H	St. Francis Brooklyn	53 56
												267	A	Manhattan	74 46
												277	H	Siena	72 50
												293	A	Bryant	67 57
												293	H	Bryant	49 48
												318	A	Wagner	80 68
												318	H	Wagner	68 51
												318	H	Wagner	72 64
												320	A	New Hampshire	71 60
												328	A	Central Conn. St.	73 46
												328	H	Central Conn. St.	66 61
LAST 12 Division I GAMES:															
54	A	Georgetown	59 90	344	A	Fairleigh Dickinson	82 63								
199	H	Saint Francis (PA)	60 68	328	A	Central Conn. St.	73 46								
318	H	Wagner	68 51	351	A	LIU Brooklyn	64 69								
220	A	Mt. St. Mary's	53 46	293	A	Bryant	67 57								
162	H	Robert Morris	54 45	344	H	Fairleigh Dickinson	68 62								
199	H	Saint Francis (PA)	77 51	220	H	Mt. St. Mary's	76 41								

Non-Div I Games:

Sacred Heart

■ Loss, 
 ■ Non-Conf, 
 ■ S Site, 
 ■ H Home 
 ■ A Away 
 N Neutral



RPI	S	Opponent	Score	
344	A	Fairleigh Dickinson	82	63
344	H	Fairleigh Dickinson	68	62
351	A	LIU Brooklyn	64	69
351	H	LIU Brooklyn	75	53

Sacred Heart



## Saint Francis (PA)

Through Games Of April 7, 2019

Average RPI Win:	275	WON-LOST	WINNING	LAST 10	STRENGTH OF	OPP. STRENGTH	TEAM	ADJ.	CONF.	ADJ CONF.
Average RPI Loss:	164	RECORD	PCT. RANK	GAMES	SCHEDULE	OF SCHEDULE	RPI	RPI	RPI	RPI
DIV. I ONLY	15- 17	190	2- 0	202	313	199	199	30	30	
DIV. I NON-CONF.	2- 9	296	0- 0	37	103	200	200	31	31	
TOTALS	RPI 1-25	RPI 26-50	W-L RECORDS	RPI 51-100	RPI 101-999	RPI 150+				
15- 17	0- 1	0- 2	OVERALL	0- 1	15- 13	14- 10				
9- 4	0- 0	0- 0	HOME	0- 1	9- 3	8- 2				
6- 11	0- 1	0- 1	AWAY	0- 0	6- 9	6- 7				
0- 2	0- 0	0- 1	NEUTRAL	0- 0	0- 1	0- 1				
2- 9	0- 1	0- 2	NON-CONFERENCE	0- 1	2- 5	1- 2				
1- 2	0- 0	0- 0	HOME	0- 1	1- 1	0- 0				
1- 5	0- 1	0- 1	AWAY	0- 0	1- 3	1- 1				
0- 2	0- 0	0- 1	NEUTRAL	0- 0	0- 1	0- 1				
13- 8	0- 0	0- 0	CONFERENCE	0- 0	13- 8	13- 8				
8- 2	0- 0	0- 0	HOME	0- 0	8- 2	8- 2				
5- 6	0- 0	0- 0	AWAY	0- 0	5- 6	5- 6				
0- 0	0- 0	0- 0	NEUTRAL	0- 0	0- 0	0- 0				

RPI 1-25				RPI 26-50				RPI 51-100				RPI 101+ Team's RPI: 199			
RPI	S	Opponent	Score	RPI	S	Opponent	Score	RPI	S	Opponent	Score	RPI	S	Opponent	Score
1	A	Baylor	58 116	32	A	Rutgers	52 96	62	H	FGCU	69 83	123	A	Youngstown St.	56 80
				39	N	Boise St.	64 78					125	H	Morehead St.	89 83
												128	A	Pittsburgh	75 78
												138	H	Duquesne	73 93
												162	A	Robert Morris	54 65
												162	A	Robert Morris	53 66
												162	H	Robert Morris	60 66
												181	A	Liberty	53 82
												190	N	Montana	77 79
												193	A	Sacred Heart	68 60
												193	A	Sacred Heart	51 77
												193	H	Sacred Heart	85 68
												220	A	Mt. St. Mary's	83 72
												220	H	Mt. St. Mary's	68 66
												248	A	St. Francis Brooklyn	65 78
												248	H	St. Francis Brooklyn	86 84
												293	A	Bryant	63 66
												293	H	Bryant	91 78
												293	H	Bryant	78 66
												318	A	Wagner	67 58
												318	H	Wagner	107 70
LAST 12 Division I GAMES:															
293	H	Bryant	91 78	193	A	Sacred Heart	51 77	328	A	Central Conn. St.	62 73	328	H	Central Conn. St.	83 68
193	A	Sacred Heart	68 60	248	H	St. Francis Brooklyn	86 84	338	A	Longwood	91 88	344	A	Fairleigh Dickinson	77 65
162	A	Robert Morris	54 65	351	H	LIU Brooklyn	69 75	344	A	Fairleigh Dickinson	77 65	344	H	Fairleigh Dickinson	75 64
190	N	Montana	77 79	162	H	Robert Morris	60 66								
162	A	Robert Morris	53 66	344	A	Fairleigh Dickinson	77 65								
318	A	Wagner	67 58	293	H	Bryant	78 66								

Non-Div I Games: Seton Hill 86 74

Saint Francis (PA)

■ Loss, 
 ■ Non-Conf, 
 ■ S Site, 
 ■ Home 
 ■ A Away 
 N Neutral



S  
a  
i  
n  
t  
F  
r  
a  
n  
c  
i  
s  
(  
P  
A  
)

RPI S Saint Francis (PA) Score

Through Games Of April 7, 2019

RPI	S	Opponent	Score	
351	A	LIU Brooklyn	80	66
351	H	LIU Brooklyn	69	75

Saint Francis (PA)  
P  
A  
)



## Saint Joseph's

Through Games Of April 7, 2019

Average RPI Win:	240	WON-LOST	WINNING	LAST 10	STRENGTH OF	OPP. STRENGTH	TEAM	ADJ.	CONF.	ADJ CONF.
Average RPI Loss:	133	RECORD	PCT. RANK	GAMES	SCHEDULE	OF SCHEDULE	RPI	RPI	RPI	RPI
DIV. I ONLY	12- 19	236	1- 1	188	171	238	238	17	17	
DIV. I NON-CONF.	4- 9	251	0- 0	163	173	251	251	17	17	
TOTALS	RPI 1-25	RPI 26-50	W-L RECORDS	RPI 51-100	RPI 101-999	RPI 150+				
12- 19	0- 0	0- 0	OVERALL	0- 8	12- 11	12- 6				
8- 9	0- 0	0- 0	HOME	0- 4	8- 5	8- 3				
4- 9	0- 0	0- 0	AWAY	0- 3	4- 6	4- 3				
0- 1	0- 0	0- 0	NEUTRAL	0- 1	0- 0	0- 0				
4- 9	0- 0	0- 0	NON-CONFERENCE	0- 4	4- 5	4- 3				
3- 5	0- 0	0- 0	HOME	0- 2	3- 3	3- 2				
1- 4	0- 0	0- 0	AWAY	0- 2	1- 2	1- 1				
0- 0	0- 0	0- 0	NEUTRAL	0- 0	0- 0	0- 0				
8- 10	0- 0	0- 0	CONFERENCE	0- 4	8- 6	8- 3				
5- 4	0- 0	0- 0	HOME	0- 2	5- 2	5- 1				
3- 5	0- 0	0- 0	AWAY	0- 1	3- 4	3- 2				
0- 1	0- 0	0- 0	NEUTRAL	0- 1	0- 0	0- 0				

RPI S	Opponent	Score	RPI S	Opponent	Score	RPI S	Opponent	Score	RPI S	Opponent	Score	Team's RPI: 238
						55	H Villanova	35 47	105	H Towson	52 73	
						56	H Auburn	70 81	122	A Dayton	65 72	
						58	A Penn	45 65	138	A Duquesne	73 81	
						70	A Drexel	34 51	138	H Duquesne	56 67	
						87	H Fordham	41 51	142	A Delaware	39 48	
						92	A VCU	40 59	161	H Davidson	66 54	
						92	H VCU	47 65	166	H Temple	52 58	
						92	N VCU	47 58	167	H Rider	54 56	
									183	H Saint Louis	49 62	
									193	A Sacred Heart	61 44	
									209	H Massachusetts	55 54	
									219	A George Washington	41 38	
									219	H George Washington	61 49	
									226	A George Mason	59 68	
									254	H Columbia	68 61	
									259	A Navy	48 49	
									260	A Rhode Island	55 48	
									263	H St. Bonaventure	66 41	
									265	H Loyola Maryland	49 46	
									270	H Niagara	68 54	
									273	A Richmond	45 46	
									282	A La Salle	64 63	
									282	H La Salle	60 57	
LAST 12 Division I GAMES:												
219	H	George Washington	61	49	138	H	Duquesne	56	67			
92	N	VCU	47	58	282	A	La Salle	64	63			
265	H	Loyola Maryland	49	46	209	H	Massachusetts	55	54			
87	H	Fordham	41	51	219	A	George Washington	41	38			
226	A	George Mason	59	68	161	H	Davidson	66	54			
260	A	Rhode Island	55	48	92	H	VCU	47	65			

Non-Div I Games:

Saint Joseph's

■ Loss, 
■ Non-Conf, 
■ S Site, 
■ H Home 
■ A Away 
N Neutral



## Saint Louis

Through Games Of April 7, 2019

Average RPI Win:	217	WON-LOST	WINNING	LAST 10	STRENGTH OF	OPP. STRENGTH	TEAM	ADJ.	CONF.	ADJ CONF.
Average RPI Loss:	132	RECORD	PCT. RANK	GAMES	SCHEDULE	OF SCHEDULE	RPI	RPI	RPI	RPI
DIV. I ONLY	15- 16	177	1- 0	201	132	183	183	17	17	
DIV. I NON-CONF.	5- 8	222	0- 0	232	67	228	228	17	17	
TOTALS	RPI 1-25	RPI 26-50	W-L RECORDS	RPI 51-100	RPI 101-999	RPI 150+				
15- 16	0- 1	0- 1	OVERALL	1- 4	14- 10	11- 6				
9- 6	0- 1	0- 1	HOME	1- 2	8- 2	7- 2				
6- 7	0- 0	0- 0	AWAY	0- 2	6- 5	4- 3				
0- 3	0- 0	0- 0	NEUTRAL	0- 0	0- 3	0- 1				
5- 8	0- 1	0- 1	NON-CONFERENCE	0- 1	5- 5	4- 3				
2- 4	0- 1	0- 1	HOME	0- 1	2- 1	2- 1				
3- 2	0- 0	0- 0	AWAY	0- 0	3- 2	2- 1				
0- 2	0- 0	0- 0	NEUTRAL	0- 0	0- 2	0- 1				
10- 8	0- 0	0- 0	CONFERENCE	1- 3	9- 5	7- 3				
7- 2	0- 0	0- 0	HOME	1- 1	6- 1	5- 1				
3- 5	0- 0	0- 0	AWAY	0- 2	3- 3	2- 2				
0- 1	0- 0	0- 0	NEUTRAL	0- 0	0- 1	0- 0				

RPI	S	Opponent	Score	RPI	S	Opponent	Score	RPI	S	Opponent	Score	RPI	S	Opponent	Score	Team's RPI: 183
6	H	UConn	42 98	29	H	Missouri	62 74	65	H	Cincinnati	50 51	102	A	Virginia	67 65	
								87	A	Fordham	51 54	122	A	Dayton	57 73	
								87	H	Fordham	53 56	122	H	Dayton	68 65	
								92	A	VCU	47 57	135	A	Illinois St.	67 72	
								92	H	VCU	76 60	138	A	Duquesne	67 63	
												138	N	Duquesne	51 72	
												141	N	Yale	52 58	
												156	H	Southern Ill.	62 58	
												157	A	Tulsa	75 86	
												161	A	Davidson	57 60	
												175	N	Chattanooga	61 71	
												209	A	Massachusetts	66 70	
												219	H	George Washington	60 44	
												226	H	George Mason	60 53	
												235	H	SIUE	63 56	
												238	A	Saint Joseph's	62 49	
												247	H	Indiana St.	56 60	
												260	H	Rhode Island	56 68	
												263	A	St. Bonaventure	62 45	
												273	H	Richmond	78 48	
												273	H	Richmond	58 49	
												282	H	La Salle	69 58	
												307	A	Fla. Atlantic	93 61	
												333	A	Eastern Ky.	70 43	
LAST 12 Division I GAMES:																
273	H	Richmond	58 49	273	H	Richmond	78 48									
138	N	Duquesne	51 72	138	A	Duquesne	67 63									
307	A	Fla. Atlantic	93 61	282	H	La Salle	69 58									
122	A	Dayton	57 73	87	A	Fordham	51 54									
92	H	VCU	76 60	219	H	George Washington	60 44									
161	A	Davidson	57 60	226	H	George Mason	60 53									

Non-Div I Games:

Saint Louis

■ Loss, 
 ■ Non-Conf, 
 ■ S Site, 
 ■ Home 
 ■ A Away 
 N Neutral



## Saint Mary's (CA)

Through Games Of April 7, 2019

Average RPI Win:	175	WON-LOST	WINNING	LAST 10	STRENGTH OF	OPP. STRENGTH	TEAM	ADJ.	CONF.	ADJ CONF.
Average RPI Loss:	48	RECORD	PCT. RANK	GAMES	SCHEDULE	OF SCHEDULE	RPI	RPI	RPI	RPI
DIV. I ONLY	21- 12	93	0- 1	65	82	63	63	7	7	
DIV. I NON-CONF.	8- 4	87	0- 0	93	57	62	62	7	7	
TOTALS	RPI 1-25	RPI 26-50	W-L RECORDS	RPI 51-100	RPI 101-999	RPI 150+				
21- 12	0- 5	1- 2	OVERALL	3- 4	17- 1	14- 0				
10- 5	0- 2	0- 2	HOME	3- 1	7- 0	6- 0				
8- 6	0- 2	1- 0	AWAY	0- 3	7- 1	7- 0				
3- 1	0- 1	0- 0	NEUTRAL	0- 0	3- 0	1- 0				
8- 4	0- 2	0- 1	NON-CONFERENCE	1- 1	7- 0	6- 0				
3- 2	0- 1	0- 1	HOME	1- 0	2- 0	2- 0				
3- 2	0- 1	0- 0	AWAY	0- 1	3- 0	3- 0				
2- 0	0- 0	0- 0	NEUTRAL	0- 0	2- 0	1- 0				
13- 8	0- 3	1- 1	CONFERENCE	2- 3	10- 1	8- 0				
7- 3	0- 1	0- 1	HOME	2- 1	5- 0	4- 0				
5- 4	0- 1	1- 0	AWAY	0- 2	4- 1	4- 0				
1- 1	0- 1	0- 0	NEUTRAL	0- 0	1- 0	0- 0				

RPI 1-25				RPI 26-50				RPI 51-100 Team's RPI: 63				RPI 101+			
RPI	S	Opponent	Score	RPI	S	Opponent	Score	RPI	S	Opponent	Score	RPI	S	Opponent	Score
3	H	Oregon	55 79	27	A	BYU	78 75	53	H	Wyoming	90 84	110	N	Old Dominion	83 65
13	A	Gonzaga	62 74	27	H	BYU	73 74	71	A	UC Davis	74 76	111	A	Loyola Marymount	56 69
13	H	Gonzaga	52 66	34	H	California	78 81	85	A	Pepperdine	72 77	111	H	Loyola Marymount	86 62
13	N	Gonzaga	77 78					85	H	Pepperdine	61 65	111	N	Loyola Marymount	70 38
19	A	Oregon St.	56 89					85	H	Pepperdine	79 68	152	A	Washington St.	70 64
								97	A	Pacific	67 76	163	N	Texas St.	89 62
								97	H	Pacific	75 62	164	A	Santa Clara	83 59
												164	H	Santa Clara	81 68
												189	H	Hawaii	67 43
												192	A	Portland	98 91
												192	H	Portland	113 85
												204	H	Milwaukee	73 71
												252	A	San Francisco	80 65
												252	H	San Francisco	88 63
												272	A	San Diego	80 49
												272	H	San Diego	74 60
												291	A	UC Santa Barbara	80 55
												316	A	Cal Poly	69 51
LAST 12 Division I GAMES:															
85	H	Pepperdine	61 65	85	A	Pepperdine	72 77								
189	H	Hawaii	67 43	111	A	Loyola Marymount	56 69								
111	N	Loyola Marymount	70 38	252	H	San Francisco	88 63								
13	N	Gonzaga	77 78	164	H	Santa Clara	81 68								
110	N	Old Dominion	83 65	272	A	San Diego	80 49								
97	H	Pacific	75 62	27	A	BYU	78 75								

Non-Div I Games:

Saint Mary's (CA)

■ Loss, 
■ Non-Conf, 
■ S Site, 
■ Home 
■ Away 
N Neutral



## Saint Peter's

Through Games Of April 7, 2019

Average RPI Win:	324	WON-LOST	WINNING	LAST 10	STRENGTH OF	OPP. STRENGTH	TEAM	ADJ.	CONF.	ADJ CONF.
Average RPI Loss:	233	RECORD	PCT. RANK	GAMES	SCHEDULE	OF SCHEDULE	RPI	RPI	RPI	RPI
DIV. I ONLY	6- 24	320	0- 1	350	314	347	347	26	26	
DIV. I NON-CONF.	5- 6	173	0- 0	345	348	310	310	27	27	
TOTALS	RPI 1-25	RPI 26-50	W-L RECORDS	RPI 51-100	RPI 101-999	RPI 150+				
6- 24	0- 0	0- 1	OVERALL	0- 0	6- 23	6- 19				
4- 10	0- 0	0- 0	HOME	0- 0	4- 10	4- 9				
2- 13	0- 0	0- 1	AWAY	0- 0	2- 12	2- 9				
0- 1	0- 0	0- 0	NEUTRAL	0- 0	0- 1	0- 1				
5- 6	0- 0	0- 0	NON-CONFERENCE	0- 0	5- 6	5- 3				
4- 1	0- 0	0- 0	HOME	0- 0	4- 1	4- 1				
1- 5	0- 0	0- 0	AWAY	0- 0	1- 5	1- 2				
0- 0	0- 0	0- 0	NEUTRAL	0- 0	0- 0	0- 0				
1- 18	0- 0	0- 1	CONFERENCE	0- 0	1- 17	1- 16				
0- 9	0- 0	0- 0	HOME	0- 0	0- 9	0- 8				
1- 8	0- 0	0- 1	AWAY	0- 0	1- 7	1- 7				
0- 1	0- 0	0- 0	NEUTRAL	0- 0	0- 1	0- 1				

RPI S	Opponent	Score	RPI S	Opponent	Score	RPI S	Opponent	Score	RPI S	Opponent	Score	Team's RPI: 347
			44	A Quinnipiac	45 90				121	H Marist	42 62	
									134	A Boston College	57 89	
									139	A Seton Hall	47 90	
									141	A Yale	56 72	
									167	A Rider	38 60	
									167	H Rider	43 78	
									215	A Monmouth	50 70	
									215	H Monmouth	59 76	
									248	A St. Francis Brooklyn	70 74	
									264	H Cal St. Fullerton	45 69	
									267	A Manhattan	46 62	
									267	H Manhattan	44 62	
									267	N Manhattan	41 62	
									270	A Niagara	57 81	
									270	H Niagara	66 75	
									277	A Siena	46 50	
									277	H Siena	57 84	
									283	A Fairfield	68 65	
									283	H Fairfield	61 69	
									286	A Canisius	59 78	
									286	H Canisius	62 75	
									318	H Wagner	69 57	
									322	A Lafayette	62 60	
									324	A Iona	57 61	
									324	H Iona	53 58	
									325	H NJIT	70 57	
LAST 12 Division I GAMES:												
			267	N Manhattan	41 62	324	A Iona	57 61				
			215	H Monmouth	59 76	167	H Rider	43 78				
			324	H Iona	53 58	267	H Manhattan	44 62				
			267	A Manhattan	46 62	286	A Canisius	59 78				
			283	H Fairfield	61 69	270	A Niagara	57 81				
			215	A Monmouth	50 70	277	A Siena	46 50				

Non-Div I Games:

Saint Peter's

■ Loss, 
 ■ Non-Conf, 
 ■ S Site, 
 ■ Home 
 ■ A Away 
 N Neutral



RPI	S	Opponent	Score	
327	A	UMass Lowell	57	59
344	H	Fairleigh Dickinson	75	58
351	H	LIU Brooklyn	86	59

Saint Peter's



Sam Houston St.

Through Games Of April 7, 2019

Average RPI Win:	277	WON-LOST	WINNING	LAST 10	STRENGTH OF	OPP. STRENGTH	TEAM	ADJ.	CONF.	ADJ CONF.
Average RPI Loss:	137	RECORD	PCT. RANK	GAMES	SCHEDULE	OF SCHEDULE	RPI	RPI	RPI	RPI
DIV. I ONLY	13- 13	165	0- 1	238	270	186	186	25	25	
DIV. I NON-CONF.	2- 5	264	0- 0	148	152	186	186	24	24	
TOTALS	RPI 1-25	RPI 26-50	W-L RECORDS	RPI 51-100	RPI 101-999	RPI 150+				
13- 13	0- 0	0- 1	OVERALL	0- 6	13- 6	12- 5				
6- 4	0- 0	0- 0	HOME	0- 2	6- 2	6- 1				
7- 7	0- 0	0- 1	AWAY	0- 3	7- 3	6- 3				
0- 2	0- 0	0- 0	NEUTRAL	0- 1	0- 1	0- 1				
2- 5	0- 0	0- 1	NON-CONFERENCE	0- 2	2- 2	2- 2				
0- 1	0- 0	0- 0	HOME	0- 0	0- 1	0- 1				
2- 3	0- 0	0- 1	AWAY	0- 1	2- 1	2- 1				
0- 1	0- 0	0- 0	NEUTRAL	0- 1	0- 0	0- 0				
11- 8	0- 0	0- 0	CONFERENCE	0- 4	11- 4	10- 3				
6- 3	0- 0	0- 0	HOME	0- 2	6- 1	6- 0				
5- 4	0- 0	0- 0	AWAY	0- 2	5- 2	4- 2				
0- 1	0- 0	0- 0	NEUTRAL	0- 0	0- 1	0- 1				

RPI S	Opponent	Score	RPI S	Opponent	Score	RPI S	Opponent	Score	RPI S	Opponent	Score	Team's RPI: 186
47	A TCU	59 72	78	A Lamar University	76 81	120	A Abilene Christian	72 63				
			78	H Lamar University	72 83	120	H Abilene Christian	79 91				
			84	A SFA	75 83	158	H Oral Roberts	62 73				
			84	H SFA	68 78	171	A Nicholls St.	81 84				
			93	A LSU	52 66	197	A Southern Miss.	65 61				
			100	N Troy	79 84	239	A A&M-Corpus Christi	61 76				
						239	H A&M-Corpus Christi	61 59				
						256	A Wichita St.	55 63				
						269	A Louisiana	68 62				
						278	A Central Ark.	71 59				
						278	H Central Ark.	66 62				
						278	N Central Ark.	71 76				
						290	H New Orleans	86 62				
						309	A Incarnate Word	76 56				
						314	A McNeese	93 80				
						321	H Northwestern St.	66 55				
						323	H Southeastern La.	94 63				
						332	A Houston Baptist	74 63				
						332	H Houston Baptist	83 64				
LAST 12 Division I GAMES:												
278	N	Central Ark.	71	76	78	A	Lamar University	76	81			
84	A	SFA	75	83	239	H	A&M-Corpus Christi	61	59			
278	A	Central Ark.	71	59	120	A	Abilene Christian	72	63			
290	H	New Orleans	86	62	314	A	McNeese	93	80			
332	H	Houston Baptist	83	64	84	H	SFA	68	78			
171	A	Nicholls St.	81	84	323	H	Southeastern La.	94	63			

Non-Div I Games: UNKNOWN 94 46 Wiley 101 63 Jarvis Christian 100 55

Sam Houston St.

Loss, Non-Conf, S Site, H Home A Away N Neutral



Average RPI Win: <b>279</b>	WON-LOST	WINNING	LAST 10	STRENGTH OF	OPP. STRENGTH	TEAM	ADJ.	CONF.	ADJ CONF.
Average RPI Loss: <b>176</b>	RECORD	PCT. RANK	GAMES	SCHEDULE	OF SCHEDULE	RPI	RPI	RPI	RPI
DIV. I ONLY	8- 20	282	0- 1	276	265	289	289	28	28
DIV. I NON-CONF.	3- 10	276	0- 0	189	220	236	236	23	23
TOTALS	RPI 1-25	RPI 26-50	W-L RECORDS	RPI 51-100	RPI 101-999	RPI 150+			
8- 20	0- 0	0- 0	OVERALL	0- 3	8- 17	8- 13			
5- 4	0- 0	0- 0	HOME	0- 1	5- 3	5- 2			
3- 15	0- 0	0- 0	AWAY	0- 2	3- 13	3- 10			
0- 1	0- 0	0- 0	NEUTRAL	0- 0	0- 1	0- 1			
3- 10	0- 0	0- 0	NON-CONFERENCE	0- 3	3- 7	3- 5			
1- 1	0- 0	0- 0	HOME	0- 1	1- 0	1- 0			
2- 9	0- 0	0- 0	AWAY	0- 2	2- 7	2- 5			
0- 0	0- 0	0- 0	NEUTRAL	0- 0	0- 0	0- 0			
5- 10	0- 0	0- 0	CONFERENCE	0- 0	5- 10	5- 8			
4- 3	0- 0	0- 0	HOME	0- 0	4- 3	4- 2			
1- 6	0- 0	0- 0	AWAY	0- 0	1- 6	1- 5			
0- 1	0- 0	0- 0	NEUTRAL	0- 0	0- 1	0- 1			

RPI S	Opponent	Score	RPI S	Opponent	Score	RPI S	Opponent	Score	RPI S	Opponent	Score	Team's RPI: 289
56	A Auburn	46 <b>73</b>				112	A UT Martin	68 <b>89</b>				
91	H UAB	41 <b>66</b>				131	A Mercer	68 <b>76</b>				
100	A Troy	52 <b>72</b>				131	H Mercer	52 <b>68</b>				
						143	A Oklahoma St.	62 <b>82</b>				
						153	A Denver	87 <b>83</b>				
						170	A Colorado	39 <b>81</b>				
						175	A Chattanooga	56 <b>61</b>				
						175	H Chattanooga	63 <b>73</b>				
						195	A Furman	36 <b>57</b>				
						195	H Furman	41 <b>74</b>				
						195 N	Furman	52 <b>67</b>				
						197	A Southern Miss.	40 <b>76</b>				
						203	A Hampton	57 <b>64</b>				
						210	A Vanderbilt	52 <b>77</b>				
						230	A Memphis	48 <b>53</b>				
						242	A ETSU	50 <b>71</b>				
						242	H ETSU	79 <b>58</b>				
						258	A Wofford	62 <b>71</b>				
						258	H Wofford	79 <b>62</b>				
						268	A Alabama St.	60 <b>51</b>				
						308	A UNC Greensboro	54 <b>55</b>				
						308	H UNC Greensboro	57 <b>53</b>				
						315	H Presbyterian	75 <b>54</b>				
						342	A Western Caro.	75 <b>42</b>				
						342	H Western Caro.	58 <b>43</b>				
LAST 12 Division I GAMES:												
195 N	Furman	52 <b>67</b>	342 H	Western Caro.	58 <b>43</b>							
195 H	Furman	41 <b>74</b>	131 H	Mercer	52 <b>68</b>							
258 H	Wofford	79 <b>62</b>	258 A	Wofford	62 <b>71</b>							
242 A	ETSU	50 <b>71</b>	195 A	Furman	36 <b>57</b>							
175 A	Chattanooga	56 <b>61</b>	175 H	Chattanooga	63 <b>73</b>							
308 H	UNC Greensboro	57 <b>53</b>	242 H	ETSU	79 <b>58</b>							

Non-Div I Games: Rhodes 71 54 Montevallo 73 47

Samford

Loss, Non-Conf, S Site, H Home A Away N Neutral



Average RPI Win:	235	WON-LOST	WINNING	LAST 10	STRENGTH OF	OPP. STRENGTH	TEAM	ADJ.	CONF.	ADJ CONF.
Average RPI Loss:	118	RECORD	PCT. RANK	GAMES	SCHEDULE	OF SCHEDULE	RPI	RPI	RPI	RPI
DIV. I ONLY	8- 21	285	0- 1	189	90	272	272	7	7	
DIV. I NON-CONF.	6- 4	116	0- 0	326	195	220	220	7	7	
TOTALS	RPI 1-25	RPI 26-50	W-L RECORDS	RPI 51-100	RPI 101-999	RPI 150+				
8- 21	0- 2	0- 3	OVERALL	0- 6	8- 10	8- 7				
6- 9	0- 1	0- 2	HOME	0- 3	6- 3	6- 2				
2- 11	0- 1	0- 1	AWAY	0- 3	2- 6	2- 4				
0- 1	0- 0	0- 0	NEUTRAL	0- 0	0- 1	0- 1				
6- 4	0- 0	0- 1	NON-CONFERENCE	0- 0	6- 3	6- 2				
5- 1	0- 0	0- 1	HOME	0- 0	5- 0	5- 0				
1- 3	0- 0	0- 0	AWAY	0- 0	1- 3	1- 2				
0- 0	0- 0	0- 0	NEUTRAL	0- 0	0- 0	0- 0				
2- 17	0- 2	0- 2	CONFERENCE	0- 6	2- 7	2- 5				
1- 8	0- 1	0- 1	HOME	0- 3	1- 3	1- 2				
1- 8	0- 1	0- 1	AWAY	0- 3	1- 3	1- 2				
0- 1	0- 0	0- 0	NEUTRAL	0- 0	0- 1	0- 1				

RPI 1-25				RPI 26-50				RPI 51-100				RPI 101+ Team's RPI: 272			
RPI	S	Opponent	Score	RPI	S	Opponent	Score	RPI	S	Opponent	Score	RPI	S	Opponent	Score
13	A	Gonzaga	44 71	27	A	BYU	68 80	63	A	Saint Mary's (CA)	60 74	103	A	Minnesota	48 53
13	H	Gonzaga	61 86	27	H	BYU	56 65	63	H	Saint Mary's (CA)	49 80	111	A	Loyola Marymount	57 83
				34	H	California	53 70	85	A	Pepperdine	65 88	111	H	Loyola Marymount	52 69
								85	H	Pepperdine	55 74	164	A	Santa Clara	57 49
								97	A	Pacific	47 79	164	H	Santa Clara	68 77
								97	H	Pacific	53 70	164	N	Santa Clara	59 63
												189	H	Hawaii	58 50
												192	A	Portland	74 96
												192	H	Portland	60 69
												207	H	San Diego St.	72 71
												212	H	Dartmouth	78 76
												252	A	San Francisco	57 68
												252	H	San Francisco	66 59
												271	A	Long Beach St.	60 56
												275	A	Southern Utah	59 69
												287	H	Cleveland St.	83 82
												299	H	San Jose St.	83 79
												302	A	UTSA	77 87
LAST 12 Division I GAMES:															
164	N	Santa Clara	59 63	63	H	Saint Mary's (CA)	49 80								
252	H	San Francisco	66 59	97	H	Pacific	53 70								
164	H	Santa Clara	68 77	111	A	Loyola Marymount	57 83								
27	A	BYU	68 80	85	A	Pepperdine	65 88								
192	A	Portland	74 96	27	H	BYU	56 65								
13	A	Gonzaga	44 71	13	H	Gonzaga	61 86								

Non-Div I Games: Cal St. San B'dino 76 58

San Diego

■ Loss, 
 ■ Non-Conf, 
 ■ S Site, 
 ■ Home 
 ■ A Away 
 N Neutral



Average RPI Win:	217	WON-LOST	WINNING	LAST 10	STRENGTH OF	OPP. STRENGTH	TEAM	ADJ.	CONF.	ADJ CONF.
Average RPI Loss:	156	RECORD	PCT. RANK	GAMES	SCHEDULE	OF SCHEDULE	RPI	RPI	RPI	RPI
DIV. I ONLY	14- 18	211	2- 0	197	172	207	207	15	15	
DIV. I NON-CONF.	5- 6	173	0- 0	251	236	227	227	14	14	
TOTALS	RPI 1-25	RPI 26-50	W-L RECORDS	RPI 51-100	RPI 101-999	RPI 150+				
14- 18	0- 0	0- 3	OVERALL	2- 4	12- 11	11- 10				
8- 7	0- 0	0- 2	HOME	1- 1	7- 4	7- 3				
4- 10	0- 0	0- 1	AWAY	0- 2	4- 7	3- 7				
2- 1	0- 0	0- 0	NEUTRAL	1- 1	1- 0	1- 0				
5- 6	0- 0	0- 1	NON-CONFERENCE	0- 1	5- 4	5- 4				
3- 3	0- 0	0- 1	HOME	0- 1	3- 1	3- 1				
2- 3	0- 0	0- 0	AWAY	0- 0	2- 3	2- 3				
0- 0	0- 0	0- 0	NEUTRAL	0- 0	0- 0	0- 0				
9- 12	0- 0	0- 2	CONFERENCE	2- 3	7- 7	6- 6				
5- 4	0- 0	0- 1	HOME	1- 0	4- 3	4- 2				
2- 7	0- 0	0- 1	AWAY	0- 2	2- 4	1- 4				
2- 1	0- 0	0- 0	NEUTRAL	1- 1	1- 0	1- 0				

RPI S	Opponent	Score	RPI S	Opponent	Score	RPI S	Opponent	Score	RPI S	Opponent	Score	Team's RPI: 207
39	A Boise St.	67 91	39	H Boise St.	66 69	52	H Arizona	60 69	127	A Fresno St.	59 58	
47	H TCU	64 81	53	A Wyoming	45 87	53	N Wyoming	70 75	127	H Fresno St.	81 87	
			76	A New Mexico	62 70	76	H New Mexico	61 59	151	A CSUN	74 77	
			76	N New Mexico	70 61	76	N New Mexico	70 61	164	A Santa Clara	43 60	
									174	A UC Irvine	78 70	
									177	A Utah St.	56 54	
									177	H Utah St.	52 65	
									189	H Hawaii	58 57	
									208	A UNLV	57 71	
									208	H UNLV	49 62	
									225	H California Baptist	83 67	
									246	A Nevada	69 74	
									246	H Nevada	64 61	
									264	A Cal St. Fullerton	83 72	
									272	A San Diego	71 72	
									281	H Colorado St.	54 45	
									291	H UC Santa Barbara	58 63	
									298	A Air Force	66 75	
									298	H Air Force	70 61	
									298	N Air Force	63 55	
									299	A San Jose St.	76 84	
									299	H San Jose St.	69 68	
									309	H Incarnate Word	81 38	
LAST 12 Division I GAMES:												
298	N Air Force	63 55	177	H Utah St.	52 65							
76	N New Mexico	70 61	208	H UNLV	49 62							
53	N Wyoming	70 75	246	A Nevada	69 74							
246	H Nevada	64 61	39	A Boise St.	67 91							
127	A Fresno St.	59 58	281	H Colorado St.	54 45							
299	A San Jose St.	76 84	177	A Utah St.	56 54							

Non-Div I Games:

San Diego St.

■ Loss, 
 ■ Non-Conf, 
 ■ S Site, 
 ■ Home 
 ■ A Away 
 N Neutral



## San Francisco

Through Games Of April 7, 2019

Average RPI Win:	261	WON-LOST	WINNING	LAST 10	STRENGTH OF	OPP. STRENGTH	TEAM	ADJ.	CONF.	ADJ CONF.
Average RPI Loss:	102	RECORD	PCT. RANK	GAMES	SCHEDULE	OF SCHEDULE	RPI	RPI	RPI	RPI
DIV. I ONLY	7- 24	307	1- 1	117	91	252	252	7	7	
DIV. I NON-CONF.	4- 7	229	0- 0	223	171	232	232	7	7	
TOTALS	RPI 1-25	RPI 26-50	W-L RECORDS	RPI 51-100	RPI 101-999	RPI 150+				
7- 24	0- 3	0- 2	OVERALL	0- 9	7- 10	7- 6				
2- 11	0- 1	0- 1	HOME	0- 5	2- 4	2- 2				
2- 11	0- 2	0- 1	AWAY	0- 4	2- 4	2- 3				
3- 2	0- 0	0- 0	NEUTRAL	0- 0	3- 2	3- 1				
4- 7	0- 1	0- 0	NON-CONFERENCE	0- 3	4- 3	4- 2				
1- 3	0- 0	0- 0	HOME	0- 2	1- 1	1- 0				
1- 3	0- 1	0- 0	AWAY	0- 1	1- 1	1- 1				
2- 1	0- 0	0- 0	NEUTRAL	0- 0	2- 1	2- 1				
3- 17	0- 2	0- 2	CONFERENCE	0- 6	3- 7	3- 4				
1- 8	0- 1	0- 1	HOME	0- 3	1- 3	1- 2				
1- 8	0- 1	0- 1	AWAY	0- 3	1- 3	1- 2				
1- 1	0- 0	0- 0	NEUTRAL	0- 0	1- 1	1- 0				

RPI 1-25				RPI 26-50				RPI 51-100				RPI 101+ Team's RPI: 252			
RPI	S	Opponent	Score	RPI	S	Opponent	Score	RPI	S	Opponent	Score	RPI	S	Opponent	Score
4	A	Stanford	62 96	27	A	BYU	59 82	63	A	Saint Mary's (CA)	63 88	111	A	Loyola Marymount	58 66
13	A	Gonzaga	51 78	27	H	BYU	59 67	63	H	Saint Mary's (CA)	65 80	111	H	Loyola Marymount	66 73
13	H	Gonzaga	44 64					71	H	UC Davis	68 70	111	N	Loyola Marymount	45 66
								72	H	UT Arlington	73 80	129	H	Northern Colo.	63 68
								80	A	Idaho	63 70	152	A	Washington St.	61 91
								85	A	Pepperdine	50 69	164	A	Santa Clara	57 49
								85	H	Pepperdine	66 72	164	H	Santa Clara	66 71
								97	A	Pacific	48 74	192	A	Portland	73 78
								97	H	Pacific	75 85	192	H	Portland	66 69
												192	N	Portland	76 69
												224	N	North Dakota	97 100
												266	A	Sacramento St.	86 75
												272	A	San Diego	59 66
												272	H	San Diego	68 57
												299	H	San Jose St.	85 63
												316	N	Cal Poly	65 62
												317	N	North Dakota St.	75 42
LAST 12 Division I GAMES:															
192	N	Portland	76 69	63	A	Saint Mary's (CA)	63 88	97	A	Pacific	48 74				
111	N	Loyola Marymount	45 66	111	H	Loyola Marymount	66 73	85	H	Pepperdine	66 72				
272	A	San Diego	59 66	27	A	BYU	59 82	164	A	Santa Clara	57 49				
27	A	BYU	59 82	13	H	Gonzaga	44 64	192	A	Portland	73 78				
13	H	Gonzaga	44 64	192	H	Portland	66 69								

Non-Div I Games:

San Francisco

■ Loss, 
■ Non-Conf, 
■ S Site, 
■ Home 
■ A Away 
N Neutral



## San Jose St.

Through Games Of April 7, 2019

Average RPI Win:	<b>228</b>	WON-LOST	WINNING	LAST 10	STRENGTH OF	OPP. STRENGTH	TEAM	ADJ.	CONF.	ADJ CONF.
Average RPI Loss:	<b>154</b>	RECORD	PCT. RANK	GAMES	SCHEDULE	OF SCHEDULE	RPI	RPI	RPI	RPI
DIV. I ONLY	<b>6- 23</b>	<b>318</b>	<b>0- 1</b>	<b>179</b>	<b>160</b>	<b>299</b>	<b>299</b>	<b>15</b>	<b>15</b>	
DIV. I NON-CONF.	<b>1- 9</b>	<b>326</b>	<b>0- 0</b>	<b>255</b>	<b>194</b>	<b>337</b>	<b>337</b>	<b>14</b>	<b>14</b>	
TOTALS	RPI 1-25	RPI 26-50	W-L RECORDS	RPI 51-100	RPI 101-999	RPI 150+				
6- 23	0- 0	0- 2	OVERALL	0- 6	6- 15	5- 13				
5- 8	0- 0	0- 1	HOME	0- 3	5- 4	4- 4				
1- 14	0- 0	0- 1	AWAY	0- 3	1- 10	1- 8				
0- 1	0- 0	0- 0	NEUTRAL	0- 0	0- 1	0- 1				
1- 9	0- 0	0- 0	NON-CONFERENCE	0- 2	1- 7	1- 6				
1- 3	0- 0	0- 0	HOME	0- 1	1- 2	1- 2				
0- 6	0- 0	0- 0	AWAY	0- 1	0- 5	0- 4				
0- 0	0- 0	0- 0	NEUTRAL	0- 0	0- 0	0- 0				
5- 14	0- 0	0- 2	CONFERENCE	0- 4	5- 8	4- 7				
4- 5	0- 0	0- 1	HOME	0- 2	4- 2	3- 2				
1- 8	0- 0	0- 1	AWAY	0- 2	1- 5	1- 4				
0- 1	0- 0	0- 0	NEUTRAL	0- 0	0- 1	0- 1				

RPI S	Opponent	Score	RPI S	Opponent	Score	RPI S	Opponent	Score	RPI S	Opponent	Score	Team's RPI: 299
39	A Boise St.	68 <b>99</b>	39	H Boise St.	69 <b>83</b>	53	A Wyoming	56 <b>85</b>	104	A Portland St.	51 <b>80</b>	
						53	H Wyoming	56 <b>70</b>	127	A Fresno St.	48 <b>77</b>	
						76	A New Mexico	72 <b>110</b>	127	H Fresno St.	65 57	
						76	H New Mexico	60 <b>79</b>	151	A CSUN	40 <b>76</b>	
						94	A Nebraska	63 <b>96</b>	164	H Santa Clara	56 <b>62</b>	
						97	H Pacific	67 <b>91</b>	170	A Colorado	64 <b>76</b>	
									174	H UC Irvine	66 <b>74</b>	
									177	A Utah St.	49 <b>82</b>	
									177	H Utah St.	68 59	
									207	A San Diego St.	68 <b>69</b>	
									207	H San Diego St.	84 76	
									208	A UNLV	70 <b>74</b>	
									208	H UNLV	43 <b>53</b>	
									246	H Nevada	49 <b>52</b>	
									246	N Nevada	68 <b>78</b>	
									252	A San Francisco	63 <b>85</b>	
									272	A San Diego	79 <b>83</b>	
									276	H CSU Bakersfield	82 72	
									281	A Colorado St.	78 70	
									298	A Air Force	77 <b>88</b>	
									298	H Air Force	73 60	
LAST 12 Division I GAMES:												
246	N Nevada	68 <b>78</b>	281	A Colorado St.	78 70							
127	H Fresno St.	65 57	208	A UNLV	70 <b>74</b>							
53	A Wyoming	56 <b>85</b>	76	H New Mexico	60 <b>79</b>							
207	H San Diego St.	84 76	39	H Boise St.	69 <b>83</b>							
76	A New Mexico	72 <b>110</b>	207	A San Diego St.	68 <b>69</b>							
298	H Air Force	73 60	177	H Utah St.	68 59							

Non-Div I Games: San Fran. St. 66 **73**

San Jose St.

■ Loss, 
 ■ Non-Conf, 
 ■ S Site, 
 ■ Home 
 ■ A Away 
 N Neutral



Santa Clara

Through Games Of April 7, 2019

Average RPI Win:	214	WON-LOST	WINNING	LAST 10	STRENGTH OF	OPP. STRENGTH	TEAM	ADJ.	CONF.	ADJ CONF.
Average RPI Loss:	91	RECORD	PCT. RANK	GAMES	SCHEDULE	OF SCHEDULE	RPI	RPI	RPI	RPI
DIV. I ONLY	13- 17	212	1- 1	118	97	164	164	7	7	
DIV. I NON-CONF.	6- 4	116	0- 0	199	188	138	138	7	7	
TOTALS	RPI 1-25	RPI 26-50	W-L RECORDS	RPI 51-100	RPI 101-999	RPI 150+				
13- 17	0- 3	1- 2	OVERALL	1- 7	11- 5	10- 3				
5- 9	0- 1	1- 1	HOME	0- 3	4- 4	4- 3				
7- 7	0- 2	0- 1	AWAY	1- 3	6- 1	5- 0				
1- 1	0- 0	0- 0	NEUTRAL	0- 1	1- 0	1- 0				
6- 4	0- 1	1- 0	NON-CONFERENCE	0- 1	5- 2	5- 1				
4- 1	0- 0	1- 0	HOME	0- 0	3- 1	3- 1				
2- 3	0- 1	0- 0	AWAY	0- 1	2- 1	2- 0				
0- 0	0- 0	0- 0	NEUTRAL	0- 0	0- 0	0- 0				
7- 13	0- 2	0- 2	CONFERENCE	1- 6	6- 3	5- 2				
1- 8	0- 1	0- 1	HOME	0- 3	1- 3	1- 2				
5- 4	0- 1	0- 1	AWAY	1- 2	4- 0	3- 0				
1- 1	0- 0	0- 0	NEUTRAL	0- 1	1- 0	1- 0				

RPI 1-25				RPI 26-50				RPI 51-100				RPI 101+ Team's RPI: 164			
RPI	S	Opponent	Score	RPI	S	Opponent	Score	RPI	S	Opponent	Score	RPI	S	Opponent	Score
13	A	Gonzaga	61 78	27	A	BYU	64 69	51	A	Southern California	46 77	111	A	Loyola Marymount	83 75
13	H	Gonzaga	61 74	27	H	BYU	44 54	63	A	Saint Mary's (CA)	68 81	111	H	Loyola Marymount	60 69
19	A	Oregon St.	31 82	40	H	Missouri St.	77 73	63	H	Saint Mary's (CA)	59 83	127	A	Fresno St.	53 80
								85	A	Pepperdine	48 74	151	H	CSUN	38 53
								85	H	Pepperdine	74 76	192	A	Portland	72 66
								97	A	Pacific	88 83	192	H	Portland	106 68
								97	H	Pacific	70 74	207	H	San Diego St.	60 43
								97	N	Pacific	60 76	246	H	Nevada	56 48
												252	A	San Francisco	71 66
												252	H	San Francisco	49 57
												264	A	Cal St. Fullerton	64 60
												272	A	San Diego	77 68
												272	H	San Diego	49 57
												272	N	San Diego	63 59
												299	A	San Jose St.	62 56
												343	H	Grand Canyon	75 55
LAST 12 Division I GAMES:															
272	N	San Diego	63 59	97	A	Pacific	88 83								
97	N	Pacific	60 76	63	A	Saint Mary's (CA)	68 81								
27	A	BYU	64 69	85	H	Pepperdine	74 76								
272	A	San Diego	77 68	111	H	Loyola Marymount	60 69								
192	H	Portland	106 68	252	H	San Francisco	49 57								
13	H	Gonzaga	61 74	13	A	Gonzaga	61 78								

Non-Div I Games: Sonoma St. 98 38

Santa Clara

Loss, Non-Conf, S Site, H Home A Away N Neutral



Average RPI Win:	316	WON-LOST	WINNING	LAST 10	STRENGTH OF	OPP. STRENGTH	TEAM	ADJ.	CONF.	ADJ CONF.
Average RPI Loss:	243	RECORD	PCT. RANK	GAMES	SCHEDULE	OF SCHEDULE	RPI	RPI	RPI	RPI
DIV. I ONLY	5- 19	316	0- 1	348	345	345	345	32	32	
DIV. I NON-CONF.	0- 7	336	0- 0	250	147	342	342	32	32	
TOTALS	RPI 1-25	RPI 26-50	W-L RECORDS	RPI 51-100	RPI 101-999	RPI 150+				
5- 19	0- 2	0- 0	OVERALL	0- 0	5- 17	5- 17				
2- 9	0- 0	0- 0	HOME	0- 0	2- 9	2- 9				
3- 9	0- 2	0- 0	AWAY	0- 0	3- 7	3- 7				
0- 1	0- 0	0- 0	NEUTRAL	0- 0	0- 1	0- 1				
0- 7	0- 2	0- 0	NON-CONFERENCE	0- 0	0- 5	0- 5				
0- 3	0- 0	0- 0	HOME	0- 0	0- 3	0- 3				
0- 4	0- 2	0- 0	AWAY	0- 0	0- 2	0- 2				
0- 0	0- 0	0- 0	NEUTRAL	0- 0	0- 0	0- 0				
5- 12	0- 0	0- 0	CONFERENCE	0- 0	5- 12	5- 12				
2- 6	0- 0	0- 0	HOME	0- 0	2- 6	2- 6				
3- 5	0- 0	0- 0	AWAY	0- 0	3- 5	3- 5				
0- 1	0- 0	0- 0	NEUTRAL	0- 0	0- 1	0- 1				

RPI 1-25				RPI 26-50				RPI 51-100				RPI 101+ Team's RPI: 345				
RPI	S	Opponent	Score	RPI	S	Opponent	Score	RPI	S	Opponent	Score	RPI	S	Opponent	Score	
20	A	South Dakota St.	49 97									188	H	Bethune-Cookman	47 68	
23	A	DePaul	61 124									198	A	N.C. A&T	69 73	
												205	A	UMES	46 78	
												227	H	Howard	70 106	
												228	H	Texas Southern	41 65	
												232	H	Jacksonville	58 68	
												237	A	Ole Miss	51 74	
												251	H	Norfolk St.	42 78	
												256	A	Wichita St.	50 66	
												285	H	Ga. Southern	71 82	
												297	A	South Carolina St.	65 64	
												297	H	South Carolina St.	60 71	
												297 N	South Carolina St.	53 62		
												310	A	Morgan St.	47 63	
												310	H	Morgan St.	53 35	
												313	A	Coppin St.	76 70	
												313	H	Coppin St.	68 57	
												335	A	N.C. Central	65 77	
												335	H	N.C. Central	67 71	
												339	A	Delaware St.	58 66	
												346	A	Florida A&M	54 50	
												346	H	Florida A&M	55 60	
LAST 12 Division I GAMES:																
				297 N	South Carolina St.	53 62		346	H	Florida A&M	55 60					
				297	A	South Carolina St.	65 64		310	H	Morgan St.	53 35				
				227	H	Howard	70 106		313	H	Coppin St.	68 57				
				198	A	N.C. A&T	69 73		205	A	UMES	46 78				
				335	A	N.C. Central	65 77		339	A	Delaware St.	58 66				
				188	H	Bethune-Cookman	47 68		335	H	N.C. Central	67 71				

Non-Div I Games: Carver 101 49 Wesleyan (GA) 155 26

Savannah St.

Loss, Non-Conf, S Site, H Home A Away N Neutral



Average RPI Win: <b>322</b>	WON-LOST	WINNING	LAST 10	STRENGTH OF	OPP. STRENGTH	TEAM	ADJ.	CONF.	ADJ CONF.
Average RPI Loss: <b>200</b>	RECORD	PCT. RANK	GAMES	SCHEDULE	OF SCHEDULE	RPI	RPI	RPI	RPI
DIV. I ONLY	3- 27	346	0- 1	260	311	336	336	31	31
DIV. I NON-CONF.	0- 13	336	0- 0	149	221	331	331	30	30
TOTALS	RPI 1-25	RPI 26-50	W-L RECORDS	RPI 51-100	RPI 101-999	RPI 150+			
3- 27	0- 0	0- 0	OVERALL	0- 5	3- 22	3- 18			
1- 12	0- 0	0- 0	HOME	0- 1	1- 11	1- 9			
2- 13	0- 0	0- 0	AWAY	0- 3	2- 10	2- 8			
0- 2	0- 0	0- 0	NEUTRAL	0- 1	0- 1	0- 1			
0- 13	0- 0	0- 0	NON-CONFERENCE	0- 5	0- 8	0- 6			
0- 5	0- 0	0- 0	HOME	0- 1	0- 4	0- 3			
0- 7	0- 0	0- 0	AWAY	0- 3	0- 4	0- 3			
0- 1	0- 0	0- 0	NEUTRAL	0- 1	0- 0	0- 0			
3- 14	0- 0	0- 0	CONFERENCE	0- 0	3- 14	3- 12			
1- 7	0- 0	0- 0	HOME	0- 0	1- 7	1- 6			
2- 6	0- 0	0- 0	AWAY	0- 0	2- 6	2- 5			
0- 1	0- 0	0- 0	NEUTRAL	0- 0	0- 1	0- 1			

RPI S	Opponent	Score	RPI S	Opponent	Score	RPI S	Opponent	Score	RPI S	Opponent	Score	Team's RPI: 336
						52 N	Arizona	54 <b>84</b>	104 A	Portland St.	43 <b>68</b>	
						71 A	UC Davis	59 <b>76</b>	124 A	New Mexico St.	55 <b>75</b>	
						85 H	Pepperdine	64 <b>78</b>	124 H	New Mexico St.	72 <b>83</b>	
						86 A	Utah	62 <b>89</b>	133 H	Washington	58 <b>69</b>	
						97 A	Pacific	61 <b>75</b>	174 A	UC Irvine	60 <b>65</b>	
									189 A	Hawaii	51 <b>67</b>	
									218 A	UTRGV	56 <b>69</b>	
									218 H	UTRGV	70 <b>74</b>	
									218 N	UTRGV	54 <b>56</b>	
									221 H	Northern Ariz.	58 <b>65</b>	
									225 A	California Baptist	83 <b>100</b>	
									225 H	California Baptist	64 <b>86</b>	
									231 A	UMKC	66 <b>83</b>	
									231 H	UMKC	62 <b>86</b>	
									246 A	Nevada	54 <b>67</b>	
									264 H	Cal St. Fullerton	54 <b>57</b>	
									276 A	CSU Bakersfield	68 58	
									276 H	CSU Bakersfield	60 <b>70</b>	
									295 A	Utah Valley	56 <b>63</b>	
									295 H	Utah Valley	55 <b>58</b>	
									316 H	Cal Poly	50 <b>60</b>	
									343 A	Grand Canyon	70 55	
									343 H	Grand Canyon	73 <b>74</b>	
									348 A	Chicago St.	61 <b>64</b>	
									348 H	Chicago St.	90 54	
LAST 12 Division I GAMES:												
			218 N	UTRGV	54 <b>56</b>		124 H	New Mexico St.	72 <b>83</b>			
			343 A	Grand Canyon	70 55		218 H	UTRGV	70 <b>74</b>			
			276 A	CSU Bakersfield	68 58		295 A	Utah Valley	56 <b>63</b>			
			225 H	California Baptist	64 <b>86</b>		225 A	California Baptist	83 <b>100</b>			
			348 A	Chicago St.	61 <b>64</b>		231 H	UMKC	62 <b>86</b>			
			231 A	UMKC	66 <b>83</b>		348 H	Chicago St.	90 54			

Non-Div I Games:

Seattle U

■ Loss, 
 ■ Non-Conf, 
 ■ S Site, 
 ■ Home 
 ■ A Away 
 N Neutral



Average RPI Win:	186	WON-LOST	WINNING	LAST 10	STRENGTH OF	OPP. STRENGTH	TEAM	ADJ.	CONF.	ADJ CONF.
Average RPI Loss:	77	RECORD	PCT. RANK	GAMES	SCHEDULE	OF SCHEDULE	RPI	RPI	RPI	RPI
DIV. I ONLY	15- 16	177	0- 1	96	75	139	139	6	6	
DIV. I NON-CONF.	8- 4	87	0- 1	242	228	139	139	4	4	
TOTALS	RPI 1-25	RPI 26-50	W-L RECORDS	RPI 51-100	RPI 101-999	RPI 150+				
15- 16	1- 4	1- 1	OVERALL	3- 7	10- 4	7- 2				
11- 4	0- 2	0- 0	HOME	3- 1	8- 1	6- 1				
3- 10	1- 2	1- 1	AWAY	0- 5	1- 2	0- 1				
1- 2	0- 0	0- 0	NEUTRAL	0- 1	1- 1	1- 0				
8- 4	0- 1	1- 1	NON-CONFERENCE	0- 2	7- 0	7- 0				
6- 0	0- 0	0- 0	HOME	0- 0	6- 0	6- 0				
1- 3	0- 1	1- 1	AWAY	0- 1	0- 0	0- 0				
1- 1	0- 0	0- 0	NEUTRAL	0- 1	1- 0	1- 0				
7- 12	1- 3	0- 0	CONFERENCE	3- 5	3- 4	0- 2				
5- 4	0- 2	0- 0	HOME	3- 1	2- 1	0- 1				
2- 7	1- 1	0- 0	AWAY	0- 4	1- 2	0- 1				
0- 1	0- 0	0- 0	NEUTRAL	0- 0	0- 1	0- 0				

RPI 1-25				RPI 26-50				RPI 51-100				RPI 101+ Team's RPI: 139			
RPI	S	Opponent	Score	RPI	S	Opponent	Score	RPI	S	Opponent	Score	RPI	S	Opponent	Score
6	A	UConn	61 99	28	A	UCLA	62 78	54	A	Georgetown	43 51	116	A	Providence	75 82
10	A	Marquette	60 96	50	A	Princeton	70 66	54	H	Georgetown	76 63	116	H	Providence	79 73
10	H	Marquette	63 109					55	A	Villanova	68 73	119	A	St. John's (NY)	76 72
23	A	DePaul	84 73					55	H	Villanova	66 70	119	H	St. John's (NY)	77 67
23	H	DePaul	85 94					67	A	Butler	59 62	119	N	St. John's (NY)	51 76
								67	H	Butler	83 62	211	A	Xavier	62 63
								73	N	Georgia Tech	73 84	211	H	Xavier	76 80
								95	A	Creighton	71 80	248	H	St. Francis Brooklyn	100 77
								95	H	Creighton	82 75	292	H	Kennesaw St.	102 80
								99	A	Toledo	65 71	302	H	UTSA	84 53
												308	N	UNC Greensboro	71 64
												318	H	Wagner	95 40
												327	H	UMass Lowell	90 57
												347	H	Saint Peter's	90 47
LAST 12 Division I GAMES:															
99	A	Toledo	65 71	23	H	DePaul	85 94	95	A	Creighton	71 80				
119	N	St. John's (NY)	51 76	116	A	Providence	75 82	67	H	Butler	83 62				
119	A	St. John's (NY)	76 72	55	A	Villanova	68 73	211	H	Xavier	76 80				
54	A	Georgetown	43 51	54	H	Georgetown	76 63								
10	H	Marquette	63 109												

Non-Div I Games:

Seton Hall

■ Loss, 
■ Non-Conf, 
■ S Site, 
■ H Home 
■ A Away 
N Neutral



Average RPI Win: <b>282</b>	WON-LOST	WINNING	LAST 10	STRENGTH OF	OPP. STRENGTH	TEAM	ADJ.	CONF.	ADJ CONF.
Average RPI Loss: <b>181</b>	RECORD	PCT. RANK	GAMES	SCHEDULE	OF SCHEDULE	RPI	RPI	RPI	RPI
DIV. I ONLY	<b>12- 18</b>	<b>227</b>	<b>0- 1</b>	<b>290</b>	<b>294</b>	<b>277</b>	<b>277</b>	<b>26</b>	<b>26</b>
DIV. I NON-CONF.	<b>4- 7</b>	<b>229</b>	<b>0- 0</b>	<b>228</b>	<b>297</b>	<b>271</b>	<b>271</b>	<b>27</b>	<b>27</b>
TOTALS	RPI 1-25	RPI 26-50	W-L RECORDS	RPI 51-100	RPI 101-999	RPI 150+			
12- 18	0- 0	0- 2	OVERALL	0- 3	12- 13	12- 11			
6- 9	0- 0	0- 1	HOME	0- 2	6- 6	6- 5			
5- 7	0- 0	0- 1	AWAY	0- 0	5- 6	5- 5			
1- 2	0- 0	0- 0	NEUTRAL	0- 1	1- 1	1- 1			
4- 7	0- 0	0- 0	NON-CONFERENCE	0- 3	4- 4	4- 4			
2- 4	0- 0	0- 0	HOME	0- 2	2- 2	2- 2			
1- 2	0- 0	0- 0	AWAY	0- 0	1- 2	1- 2			
1- 1	0- 0	0- 0	NEUTRAL	0- 1	1- 0	1- 0			
8- 11	0- 0	0- 2	CONFERENCE	0- 0	8- 9	8- 7			
4- 5	0- 0	0- 1	HOME	0- 0	4- 4	4- 3			
4- 5	0- 0	0- 1	AWAY	0- 0	4- 4	4- 3			
0- 1	0- 0	0- 0	NEUTRAL	0- 0	0- 1	0- 1			

RPI 1-25				RPI 26-50				RPI 51-100				RPI 101+				Team's RPI: 277	
RPI	S	Opponent	Score	RPI	S	Opponent	Score	RPI	S	Opponent	Score	RPI	S	Opponent	Score		
				44	A	Quinnipiac	31 68	58	H	Penn	51 58	121	A	Marist	59 88		
				44	H	Quinnipiac	38 67	70	N	Drexel	39 51	121	H	Marist	58 73		
								98	H	Harvard	54 73	167	A	Rider	54 77		
												167	H	Rider	52 55		
												193	A	Sacred Heart	50 72		
												209	H	Massachusetts	64 59		
												215	A	Monmouth	77 68		
												215	H	Monmouth	54 56		
												227	A	Howard	86 81		
												233	H	Hofstra	50 57		
												250	H	Colgate	55 53		
												263	A	St. Bonaventure	58 74		
												267	A	Manhattan	48 52		
												267	H	Manhattan	62 56		
												270	H	Niagara	67 61		
												283	A	Fairfield	55 59		
												283	H	Fairfield	40 66		
												286	A	Canisius	78 66		
												307	H	Fla. Atlantic	66 70		
												318	N	Wagner	74 71		
LAST 12 Division I GAMES:																	
				324	N	Iona	64 75	283	H	Fairfield	40 66	324	A	Iona	66 45		
				318	N	Wagner	74 71	215	H	Monmouth	54 56	324	H	Iona	59 47		
				44	H	Quinnipiac	38 67	324	A	Iona	66 45	324	N	Iona	64 75		
				167	A	Rider	54 77	267	A	Manhattan	48 52	347	A	Saint Peter's	84 57		
				286	A	Canisius	78 66	121	H	Marist	58 73	347	H	Saint Peter's	50 46		
				270	H	Niagara	67 61	283	A	Fairfield	55 59						

Non-Div I Games:

Siena

  Loss, 
  Non-Conf, 
  S Site, 
  H Home 
  A Away 
N Neutral



# South Alabama

Through Games Of April 7, 2019

Average RPI Win:	200	WON-LOST	WINNING	LAST 10	STRENGTH OF	OPP. STRENGTH	TEAM	ADJ.	CONF.	ADJ CONF.
Average RPI Loss:	109	RECORD	PCT. RANK	GAMES	SCHEDULE	OF SCHEDULE	RPI	RPI	RPI	RPI
DIV. I ONLY	23- 11	70	0- 1	143	148	89	89	12	12	
DIV. I NON-CONF.	10- 1	10	0- 1	221	254	36	36	13	13	
TOTALS	RPI 1-25	RPI 26-50	W-L RECORDS	RPI 51-100	RPI 101-999	RPI 150+				
23- 11	0- 0	0- 0	OVERALL	4- 6	19- 5	15- 3				
10- 3	0- 0	0- 0	HOME	1- 1	9- 2	8- 1				
9- 7	0- 0	0- 0	AWAY	1- 4	8- 3	6- 2				
4- 1	0- 0	0- 0	NEUTRAL	2- 1	2- 0	1- 0				
10- 1	0- 0	0- 0	NON-CONFERENCE	1- 1	9- 0	7- 0				
3- 0	0- 0	0- 0	HOME	0- 0	3- 0	3- 0				
6- 1	0- 0	0- 0	AWAY	1- 1	5- 0	4- 0				
1- 0	0- 0	0- 0	NEUTRAL	0- 0	1- 0	0- 0				
13- 10	0- 0	0- 0	CONFERENCE	3- 5	10- 5	8- 3				
7- 3	0- 0	0- 0	HOME	1- 1	6- 2	5- 1				
3- 6	0- 0	0- 0	AWAY	0- 3	3- 3	2- 2				
3- 1	0- 0	0- 0	NEUTRAL	2- 1	1- 0	1- 0				

RPI 1-25			RPI 26-50			RPI 51-100			Team's RPI: 89	RPI 101+		
RPI	S	Opponent	Score	RPI	S	Opponent	Score	RPI	S	Opponent	Score	
						53	A Wyoming	71	78	118	A Appalachian St.	63 71
						61	A Little Rock	44	47	118	H Appalachian St.	50 59
						61	H Little Rock	42	65	124	N New Mexico St.	68 67
						61	N Little Rock	56	57	144	A Southern U.	53 49
						72	A UT Arlington	51	72	145	A Georgia St.	68 59
						72	N UT Arlington	57	50	145	H Georgia St.	62 59
						78	A Lamar University	73	71	159	A Alabama	72 67
						100	A Troy	58	66	163	A Texas St.	45 77
						100	H Troy	80	77	163	N Texas St.	68 67
						100	N Troy	87	74	182	A Coastal Caro.	88 78
										182	H Coastal Caro.	67 50
										196	A Arkansas St.	58 69
										196	H Arkansas St.	64 77
										197	H Southern Miss.	77 68
										242	H ETSU	81 74
										268	H Alabama St.	77 65
										269	H Louisiana	83 60
										269	H Louisiana	73 61
										278	A Central Ark.	58 50
										285	A Ga. Southern	69 53
										285	H Ga. Southern	73 60
										300	H La.-Monroe	77 49
										303	A Tennessee St.	78 56
										319	A FIU	84 77
LAST 12 Division I GAMES:												
						53	A Wyoming	71	78	72	N UT Arlington	57 50
						78	A Lamar University	73	71	319	A FIU	84 77
						269	H Louisiana	73	61	118	H Appalachian St.	50 59
						163	N Texas St.	68	67	182	H Coastal Caro.	67 50
						100	N Troy	87	74	163	A Texas St.	45 77
						61	N Little Rock	56	57	72	A UT Arlington	51 72

Non-Div I Games: Faulkner 97 40 Spring Hill 75 57

South Alabama

Loss, Non-Conf, S Site, H Home A Away N Neutral



# South Carolina

Through Games Of April 7, 2019

Average RPI Win:	122	WON-LOST	WINNING	LAST 10	STRENGTH OF	OPP. STRENGTH	TEAM	ADJ.	CONF.	ADJ CONF.
Average RPI Loss:	17	RECORD	PCT. RANK	GAMES	SCHEDULE	OF SCHEDULE	RPI	RPI	RPI	RPI
DIV. I ONLY	23- 10	58	0- 1	10	27	17	17	5	5	
DIV. I NON-CONF.	10- 6	109	0- 1	10	11	26	26	6	6	
TOTALS	RPI 1-25	RPI 26-50	W-L RECORDS	RPI 51-100	RPI 101-999	RPI 150+				
23- 10	3- 9	3- 0	OVERALL	5- 1	12- 0	9- 0				
13- 4	1- 4	3- 0	HOME	0- 0	9- 0	6- 0				
9- 2	2- 2	0- 0	AWAY	5- 0	2- 0	2- 0				
1- 4	0- 3	0- 0	NEUTRAL	0- 1	1- 0	1- 0				
10- 6	1- 6	2- 0	NON-CONFERENCE	1- 0	6- 0	4- 0				
7- 2	1- 2	2- 0	HOME	0- 0	4- 0	2- 0				
2- 1	0- 1	0- 0	AWAY	1- 0	1- 0	1- 0				
1- 3	0- 3	0- 0	NEUTRAL	0- 0	1- 0	1- 0				
13- 4	2- 3	1- 0	CONFERENCE	4- 1	6- 0	5- 0				
6- 2	0- 2	1- 0	HOME	0- 0	5- 0	4- 0				
7- 1	2- 1	0- 0	AWAY	4- 0	1- 0	1- 0				
0- 1	0- 0	0- 0	NEUTRAL	0- 1	0- 0	0- 0				

RPI S	Opponent	Score	RPI S	Opponent	Score	RPI S	Opponent	Score	RPI S	Opponent	Score
1	H Baylor	69 94	29	H Missouri	79 65	56	A Auburn	73 66	115	H Georgia	65 57
1	N Baylor	68 93	45	H Clemson	69 57	68	A Arkansas	87 79	118	H Appalachian St.	80 50
6	A UConn	79 97	49	H Belmont	74 52	68	N Arkansas	89 95	122	H Dayton	65 55
8	A Mississippi St.	74 89				69	A Tennessee	82 67	159	H Alabama	62 59
8	H Mississippi St.	64 68				90	A Purdue	82 73	166	H Temple	88 60
14	H Maryland	61 85				93	A LSU	76 53	195	H Furman	66 53
15	A Texas A&M	60 57							210	H Vanderbilt	80 69
19	N Oregon St.	68 70							214	A Florida	96 77
21	H Florida St.	72 64							214	H Florida	71 40
22	A Kentucky	74 70							237	H Ole Miss	76 42
22	H Kentucky	57 65							242	N ETSU	101 55
24	N Drake	85 90							268	A Alabama St.	94 38
LAST 12 Division I GAMES:											
1	N Baylor	68 93	8	H Mississippi St.	64 68						
21	H Florida St.	72 64	56	A Auburn	73 66						
49	H Belmont	74 52	69	A Tennessee	82 67						
68	N Arkansas	89 95	22	H Kentucky	57 65						
24	N Drake	85 90	214	A Florida	96 77						
19	N Oregon St.	68 70	115	H Georgia	65 57						

Non-Div I Games:

South Carolina

Loss, Non-Conf, S Site, H Home A Away N Neutral



Average RPI Win:	303	WON-LOST	WINNING	LAST 10	STRENGTH OF	OPP. STRENGTH	TEAM	ADJ.	CONF.	ADJ CONF.
Average RPI Loss:	217	RECORD	PCT. RANK	GAMES	SCHEDULE	OF SCHEDULE	RPI	RPI	RPI	RPI
DIV. I ONLY	14- 16	191	1- 0	351	346	297	297	32	32	
DIV. I NON-CONF.	5- 7	201	0- 0	334	275	287	287	32	32	
TOTALS	RPI 1-25	RPI 26-50	W-L RECORDS	RPI 51-100	RPI 101-999	RPI 150+				
14- 16	0- 0	0- 0	OVERALL	0- 2	14- 14	14- 13				
6- 6	0- 0	0- 0	HOME	0- 0	6- 6	6- 6				
7- 7	0- 0	0- 0	AWAY	0- 2	7- 5	7- 5				
1- 3	0- 0	0- 0	NEUTRAL	0- 0	1- 3	1- 2				
5- 7	0- 0	0- 0	NON-CONFERENCE	0- 2	5- 5	5- 4				
3- 1	0- 0	0- 0	HOME	0- 0	3- 1	3- 1				
2- 4	0- 0	0- 0	AWAY	0- 2	2- 2	2- 2				
0- 2	0- 0	0- 0	NEUTRAL	0- 0	0- 2	0- 1				
9- 9	0- 0	0- 0	CONFERENCE	0- 0	9- 9	9- 9				
3- 5	0- 0	0- 0	HOME	0- 0	3- 5	3- 5				
5- 3	0- 0	0- 0	AWAY	0- 0	5- 3	5- 3				
1- 1	0- 0	0- 0	NEUTRAL	0- 0	1- 1	1- 1				

RPI S	Opponent	Score	RPI S	Opponent	Score	RPI S	Opponent	Score	RPI S	Opponent	Score	Team's RPI: 297
52	A Arizona	32 73				149	N Wake Forest	44 58				
77	A Radford	31 61				182	A Coastal Caro.	44 57				
						188	A Bethune-Cookman	57 51				
						188	H Bethune-Cookman	64 69				
						194	N East Carolina	63 71				
						198	A N.C. A&T	52 59				
						198	H N.C. A&T	44 58				
						205	A UMES	43 63				
						205	N UMES	34 57				
						208	H UNLV	58 49				
						227	H Howard	72 63				
						251	H Norfolk St.	50 57				
						280	H Charleston So.	67 58				
						296	A Col. of Charleston	51 75				
						306	H Winthrop	50 58				
						310	A Morgan St.	51 62				
						310	H Morgan St.	61 63				
						313	A Coppin St.	75 59				
						313	H Coppin St.	60 55				
						315	A Presbyterian	57 48				
						335	A N.C. Central	72 60				
						339	A Delaware St.	63 60				
						341	H USC Upstate	71 66				
						342	A Western Caro.	54 39				
						345	A Savannah St.	71 60				
						345	H Savannah St.	64 65				
LAST 12 Division I GAMES:												
345	N Savannah St.	62 53	198	A N.C. A&T	52 59							
205	N UMES	34 57	346	H Florida A&M	61 48							
208	H UNLV	58 49	188	H Bethune-Cookman	64 69							
345	H Savannah St.	64 65	313	H Coppin St.	60 55							
188	A Bethune-Cookman	57 51	310	H Morgan St.	61 63							
335	A N.C. Central	72 60	339	A Delaware St.	63 60							

Non-Div I Games: Voorhees 88 61 UNKNOWN 67 51

South Carolina St.

Loss, Non-Conf, S Site, H Home A Away N Neutral



S  
o  
u  
t  
h  
C  
a  
r  
o  
l  
i  
n  
a  
S  
t  
.

RPI S Opponent South Carolina St.  
Score

Through Games Of April 7, 2019

RPI	S	Opponent	Score
345	N	Savannah St.	62 53
346	H	Florida A&M	61 48

S  
o  
u  
t  
h  
C  
a  
r  
o  
l  
i  
n  
a  
S  
t  
.

South Carolina St.



# South Dakota

Through Games Of April 7, 2019

Average RPI Win:	202	WON-LOST	WINNING	LAST 10	STRENGTH OF	OPP. STRENGTH	TEAM	ADJ.	CONF.	ADJ CONF.
Average RPI Loss:	51	RECORD	PCT. RANK	GAMES	SCHEDULE	OF SCHEDULE	RPI	RPI	RPI	RPI
DIV. I ONLY	26- 6	17	0- 1	159	123	48	48	19	19	
DIV. I NON-CONF.	10- 3	48	0- 1	60	21	22	22	18	18	
TOTALS	RPI 1-25	RPI 26-50	W-L RECORDS	RPI 51-100	RPI 101-999	RPI 150+				
26- 6	2- 3	2- 2	OVERALL	2- 0	20- 1	19- 1				
11- 0	2- 0	0- 0	HOME	1- 0	8- 0	8- 0				
10- 3	0- 2	2- 0	AWAY	1- 0	7- 1	7- 1				
5- 3	0- 1	0- 2	NEUTRAL	0- 0	5- 0	4- 0				
10- 3	1- 1	2- 2	NON-CONFERENCE	2- 0	5- 0	4- 0				
3- 0	1- 0	0- 0	HOME	1- 0	1- 0	1- 0				
4- 1	0- 1	2- 0	AWAY	1- 0	1- 0	1- 0				
3- 2	0- 0	0- 2	NEUTRAL	0- 0	3- 0	2- 0				
16- 3	1- 2	0- 0	CONFERENCE	0- 0	15- 1	15- 1				
8- 0	1- 0	0- 0	HOME	0- 0	7- 0	7- 0				
6- 2	0- 1	0- 0	AWAY	0- 0	6- 1	6- 1				
2- 1	0- 1	0- 0	NEUTRAL	0- 0	2- 0	2- 0				

RPI S	Opponent	Score	RPI S	Opponent	Score	Team's RPI: 48	RPI S	Opponent	Score	RPI S	Opponent	Score
12	H Iowa St.	64 59	29	A Missouri	74 61		88	H Green Bay	55 49	111	N Loyola Marymount	67 40
20	A South Dakota St.	78 82	40	A Missouri St.	85 74		95	A Creighton	77 65	153	A Denver	99 104
20	H South Dakota St.	105 98	41	N Indiana	60 68					153	H Denver	73 58
20	N South Dakota St.	71 83	45	N Clemson	66 79					158	A Oral Roberts	76 72
24	A Drake	64 76								158	H Oral Roberts	75 64
										190	A Montana	64 41
										206	N Grambling	67 53
										224	A North Dakota	80 50
										224	H North Dakota	87 54
										224	N North Dakota	84 61
										241	A Western Ill.	83 61
										241	H Western Ill.	92 49
										256	N Wichita St.	73 64
										309	H Incarnate Word	96 43
										317	A North Dakota St.	67 41
										317	H North Dakota St.	76 57
										317	N North Dakota St.	74 51
										326	A Omaha	80 49
										326	H Omaha	78 33
										334	A Purdue Fort Wayne	71 49
										334	H Purdue Fort Wayne	69 51
LAST 12 Division I GAMES:												
45	N Clemson	66 79	20	A South Dakota St.	78 82							
224	N North Dakota	84 61	153	H Denver	73 58							
20	N South Dakota St.	71 83	241	A Western Ill.	83 61							
317	N North Dakota St.	74 51	158	H Oral Roberts	75 64							
224	H North Dakota	87 54	326	H Omaha	78 33							
317	H North Dakota St.	76 57	334	A Purdue Fort Wayne	71 49							

Non-Div I Games: St. Mary (NE) 112 52 Bellevue 79 40

South Dakota

Loss, Non-Conf, S Site, H Home A Away N Neutral



Average RPI Win:	183	WON-LOST	WINNING	LAST 10	STRENGTH OF	OPP. STRENGTH	TEAM	ADJ.	CONF.	ADJ CONF.
Average RPI Loss:	21	RECORD	PCT. RANK	GAMES	SCHEDULE	OF SCHEDULE	RPI	RPI	RPI	RPI
DIV. I ONLY	28- 7	19	0- 1	53	116	20	20	19	19	
DIV. I NON-CONF.	10- 6	109	0- 1	5	7	11	11	18	18	
TOTALS	RPI 1-25	RPI 26-50	W-L RECORDS	RPI 51-100	RPI 101-999	RPI 150+				
28- 7	2- 4	4- 2	OVERALL	3- 1	19- 0	18- 0				
13- 1	1- 1	1- 0	HOME	3- 0	8- 0	8- 0				
11- 3	1- 1	1- 1	AWAY	0- 1	9- 0	8- 0				
4- 3	0- 2	2- 1	NEUTRAL	0- 0	2- 0	2- 0				
10- 6	2- 4	2- 1	NON-CONFERENCE	3- 1	3- 0	2- 0				
5- 1	1- 1	0- 0	HOME	3- 0	1- 0	1- 0				
4- 2	1- 1	1- 0	AWAY	0- 1	2- 0	1- 0				
1- 3	0- 2	1- 1	NEUTRAL	0- 0	0- 0	0- 0				
18- 1	0- 0	2- 1	CONFERENCE	0- 0	16- 0	16- 0				
8- 0	0- 0	1- 0	HOME	0- 0	7- 0	7- 0				
7- 1	0- 0	0- 1	AWAY	0- 0	7- 0	7- 0				
3- 0	0- 0	0- 0	NEUTRAL	0- 0	2- 0	2- 0				

RPI 1-25				Team's RPI: 20		RPI 26-50				RPI 51-100				RPI 101+					
RPI	S	Opponent	Score		RPI	S	Opponent	Score		RPI	S	Opponent	Score		RPI	S	Opponent	Score	
1	N	Baylor	66	72	26	N	Buffalo	55	61	53	A	Wyoming	70	77	150	A	Montana St.	88	67
3	H	Oregon	79	87	35	A	Central Mich.	80	71	62	H	FGCU	80	62	153	A	Denver	83	67
3	N	Oregon	53	63	44	N	Quinnipiac	76	65	88	H	Green Bay	77	47	153	H	Denver	76	59
10	A	Marquette	52	91	48	A	South Dakota	98	105	95	H	Creighton	74	48	158	A	Oral Roberts	74	65
11	A	Syracuse	75	64	48	H	South Dakota	82	78						158	H	Oral Roberts	68	55
24	H	Drake	80	71	48	N	South Dakota	83	71						158	N	Oral Roberts	86	55



Average RPI Win:	<b>183</b>	WON-LOST	WINNING	LAST 10	STRENGTH OF	OPP. STRENGTH	TEAM	ADJ.	CONF.	ADJ CONF.
Average RPI Loss:	<b>72</b>	RECORD	PCT. RANK	GAMES	SCHEDULE	OF SCHEDULE	RPI	RPI	RPI	RPI
DIV. I ONLY	<b>19- 16</b>	<b>146</b>	<b>0- 1</b>	<b>78</b>	<b>77</b>	<b>114</b>	<b>114</b>	<b>9</b>	<b>9</b>	
DIV. I NON-CONF.	<b>10- 6</b>	<b>109</b>	<b>0- 1</b>	<b>184</b>	<b>45</b>	<b>134</b>	<b>134</b>	<b>8</b>	<b>8</b>	
TOTALS	RPI 1-25	RPI 26-50	W-L RECORDS	RPI 51-100	RPI 101-999	RPI 150+				
19- 16	0- 6	1- 2	OVERALL	0- 4	18- 4	15- 2				
11- 5	0- 2	0- 0	HOME	0- 1	11- 2	11- 1				
5- 6	0- 2	0- 1	AWAY	0- 2	5- 1	3- 1				
3- 5	0- 2	1- 1	NEUTRAL	0- 1	2- 1	1- 0				
10- 6	0- 1	1- 2	NON-CONFERENCE	0- 2	9- 1	8- 0				
8- 0	0- 0	0- 0	HOME	0- 0	8- 0	8- 0				
1- 2	0- 0	0- 1	AWAY	0- 1	1- 0	0- 0				
1- 4	0- 1	1- 1	NEUTRAL	0- 1	0- 1	0- 0				
9- 10	0- 5	0- 0	CONFERENCE	0- 2	9- 3	7- 2				
3- 5	0- 2	0- 0	HOME	0- 1	3- 2	3- 1				
4- 4	0- 2	0- 0	AWAY	0- 1	4- 1	3- 1				
2- 1	0- 1	0- 0	NEUTRAL	0- 0	2- 0	1- 0				

RPI 1-25				RPI 26-50				RPI 51-100				RPI 101+ Team's RPI: 114			
RPI	S	Opponent	Score	RPI	S	Opponent	Score	RPI	S	Opponent	Score	RPI	S	Opponent	Score
6	A	UConn	46 <b>63</b>	28	N	UCLA	60 56	65	A	Cincinnati	43 <b>57</b>	102	N	Virginia	67 <b>74</b>
6	H	UConn	47 <b>57</b>	37	A	James Madison	54 <b>71</b>	65	H	Cincinnati	56 <b>57</b>	106	A	Ohio St.	71 47
6	N	UConn	45 <b>81</b>	46	N	North Carolina	69 <b>71</b>	93	A	LSU	49 <b>78</b>	117	A	Houston	59 49
18	A	UCF	63 <b>66</b>					95	N	Creighton	76 <b>83</b>	117	H	Houston	52 <b>54</b>
18	H	UCF	49 <b>62</b>									117	N	Houston	72 55
22	N	Kentucky	63 <b>85</b>									154	H	Oklahoma	87 70
												157	H	Tulsa	59 48
												166	A	Temple	63 53
												172	A	Tulane	50 45
												172	H	Tulane	73 46
												172	N	Tulane	61 52
												188	H	Bethune-Cookman	88 39
												194	A	East Carolina	63 50
												206	H	Grambling	67 50
												213	H	Stetson	84 50
												219	H	George Washington	63 30
												229	A	SMU	44 <b>46</b>
												230	H	Memphis	40 <b>47</b>
												236	H	Albany (NY)	74 37
												256	H	Wichita St.	55 46
												279	H	Vermont	102 55
												320	H	New Hampshire	79 36
LAST 12 Division I GAMES:															
37	A	James Madison	54 <b>71</b>	65	A	Cincinnati	43 <b>57</b>	117	A	Houston	59 49				
213	H	Stetson	84 50	256	H	Wichita St.	55 46	194	A	East Carolina	63 50				
172	N	Tulane	61 52	157	H	Tulsa	59 48								
117	N	Houston	72 55	117	H	Houston	52 <b>54</b>								
6	N	UConn	45 <b>81</b>												
6	H	UConn	47 <b>57</b>												

Non-Div I Games:

South Fla.

■ Loss, 
 ■ Non-Conf, 
 ■ S Site, 
 ■ Home 
 ■ Away 
 N Neutral



Average RPI Win:	273	WON-LOST	WINNING	LAST 10	STRENGTH OF	OPP. STRENGTH	TEAM	ADJ.	CONF.	ADJ CONF.
Average RPI Loss:	163	RECORD	PCT. RANK	GAMES	SCHEDULE	OF SCHEDULE	RPI	RPI	RPI	RPI
DIV. I ONLY	11- 17	233	0- 1	240	282	243	243	21	21	
DIV. I NON-CONF.	3- 6	238	0- 0	265	282	240	240	22	22	
TOTALS	RPI 1-25	RPI 26-50	W-L RECORDS	RPI 51-100	RPI 101-999	RPI 150+				
11- 17	0- 1	0- 3	OVERALL	0- 0	11- 13	10- 10				
6- 5	0- 0	0- 1	HOME	0- 0	6- 4	5- 3				
5- 10	0- 1	0- 1	AWAY	0- 0	5- 8	5- 6				
0- 2	0- 0	0- 1	NEUTRAL	0- 0	0- 1	0- 1				
3- 6	0- 1	0- 0	NON-CONFERENCE	0- 0	3- 5	3- 5				
1- 1	0- 0	0- 0	HOME	0- 0	1- 1	1- 1				
2- 4	0- 1	0- 0	AWAY	0- 0	2- 3	2- 3				
0- 1	0- 0	0- 0	NEUTRAL	0- 0	0- 1	0- 1				
8- 11	0- 0	0- 3	CONFERENCE	0- 0	8- 8	7- 5				
5- 4	0- 0	0- 1	HOME	0- 0	5- 3	4- 2				
3- 6	0- 0	0- 1	AWAY	0- 0	3- 5	3- 3				
0- 1	0- 0	0- 1	NEUTRAL	0- 0	0- 0	0- 0				

RPI 1-25				RPI 26-50				RPI 51-100				RPI 101+ Team's RPI: 243			
RPI	S	Opponent	Score	RPI	S	Opponent	Score	RPI	S	Opponent	Score	RPI	S	Opponent	Score
8	A	Mississippi St.	53 88	49	A	Belmont	57 91					112	A	UT Martin	50 61
				49	H	Belmont	86 92					112	H	UT Martin	73 80
				49	N	Belmont	65 74					125	A	Morehead St.	54 82
												146	H	Tennessee Tech	62 53
												155	A	Bradley	79 85
												156	A	Southern Ill.	40 60
												180	N	North Ala.	67 80
												216	H	Jacksonville St.	39 56
												230	A	Memphis	57 69
												235	A	SIUE	62 52
												235	H	SIUE	63 58
												241	H	Western Ill.	81 71
												247	H	Indiana St.	51 62
												261	A	Austin Peay	54 56
												261	H	Austin Peay	64 54
												262	A	Murray St.	74 82
												262	H	Murray St.	59 64
												294	A	Eastern Ill.	80 54
												294	H	Eastern Ill.	72 57
												303	A	Tennessee St.	59 62
												303	H	Tennessee St.	81 57
												325	A	NJIT	68 58
												331	A	Evansville	54 50
												333	A	Eastern Ky.	52 42
LAST 12 Division I GAMES:															
				49	N	Belmont	65 74			112	A	UT Martin	50 61		
				49	H	Belmont	86 92			216	H	Jacksonville St.	39 56		
				303	H	Tennessee St.	81 57			146	H	Tennessee Tech	62 53		
				262	A	Murray St.	74 82			303	A	Tennessee St.	59 62		
				261	A	Austin Peay	54 56			49	A	Belmont	57 91		
				294	A	Eastern Ill.	80 54			294	H	Eastern Ill.	72 57		

Non-Div I Games: Ill.-Springfield 82 46 Harris-Stowe 80 65

Southeast Mo. St.

Loss, Non-Conf, S Site, H Home A Away N Neutral



Average RPI Win:	262	WON-LOST	WINNING	LAST 10	STRENGTH OF	OPP. STRENGTH	TEAM	ADJ.	CONF.	ADJ CONF.
Average RPI Loss:	219	RECORD	PCT. RANK	GAMES	SCHEDULE	OF SCHEDULE	RPI	RPI	RPI	RPI
DIV. I ONLY	8- 19	276	0- 1	337	306	323	323	25	25	
DIV. I NON-CONF.	4- 5	187	0- 0	308	324	225	225	24	24	
TOTALS	RPI 1-25	RPI 26-50	W-L RECORDS	RPI 51-100	RPI 101-999	RPI 150+				
8- 19	0- 0	0- 0	OVERALL	0- 3	8- 16	7- 15				
5- 6	0- 0	0- 0	HOME	0- 1	5- 5	4- 5				
3- 13	0- 0	0- 0	AWAY	0- 2	3- 11	3- 10				
0- 0	0- 0	0- 0	NEUTRAL	0- 0	0- 0	0- 0				
4- 5	0- 0	0- 0	NON-CONFERENCE	0- 1	4- 4	4- 4				
1- 1	0- 0	0- 0	HOME	0- 0	1- 1	1- 1				
3- 4	0- 0	0- 0	AWAY	0- 1	3- 3	3- 3				
0- 0	0- 0	0- 0	NEUTRAL	0- 0	0- 0	0- 0				
4- 14	0- 0	0- 0	CONFERENCE	0- 2	4- 12	3- 11				
4- 5	0- 0	0- 0	HOME	0- 1	4- 4	3- 4				
0- 9	0- 0	0- 0	AWAY	0- 1	0- 8	0- 7				
0- 0	0- 0	0- 0	NEUTRAL	0- 0	0- 0	0- 0				

RPI 1-25				RPI 26-50				RPI 51-100				RPI 101+				Team's RPI: 323	
RPI	S	Opponent	Score	RPI	S	Opponent	Score	RPI	S	Opponent	Score	RPI	S	Opponent	Score		
								78	A	Lamar University	54	94	120	A	Abilene Christian	66	86
								84	H	SFA	51	62	120	H	Abilene Christian	74	71
								93	A	LSU	52	72	159	A	Alabama	40	88
													171	A	Nicholls St.	55	72
													171	H	Nicholls St.	66	73
													173	A	Louisiana Tech	53	72
													186	A	Sam Houston St.	63	94
													197	H	Southern Miss.	52	59
													229	A	SMU	63	62
													239	H	A&M-Corpus Christi	56	45
													244	A	Jackson St.	50	45
													278	A	Central Ark.	33	75
													278	H	Central Ark.	62	53
													290	A	New Orleans	45	46
													290	H	New Orleans	58	61
													300	H	La.-Monroe	49	42
													301	A	Alabama A&M	48	51
													309	A	Incarnate Word	69	76
													314	A	McNeese	56	62
													314	H	McNeese	70	75
													321	A	Northwestern St.	47	58
													321	H	Northwestern St.	56	60
													332	H	Houston Baptist	73	65
													350	A	Alcorn	77	59
LAST 12 Division I GAMES:																	
				171	A	Nicholls St.	55	72					309	A	Incarnate Word	69	76
				290	A	New Orleans	45	46					278	A	Central Ark.	33	75
				321	H	Northwestern St.	56	60					239	H	A&M-Corpus Christi	56	45
				120	A	Abilene Christian	66	86					171	H	Nicholls St.	66	73
				290	H	New Orleans	58	61					186	A	Sam Houston St.	63	94
				314	H	McNeese	70	75					321	A	Northwestern St.	47	58

Non-Div I Games: Mobile 70 57 Xavier (LA) 47 59

Southeastern La.

Loss, Non-Conf, S Site, H Home A Away N Neutral



## Southern California

Through Games Of April 7, 2019

Average RPI Win:	151	WON-LOST	WINNING	LAST 10	STRENGTH OF	OPP. STRENGTH	TEAM	ADJ.	CONF.	ADJ CONF.
Average RPI Loss:	32	RECORD	PCT. RANK	GAMES	SCHEDULE	OF SCHEDULE	RPI	RPI	RPI	RPI
DIV. I ONLY	17- 13	131	0- 1	31	25	51	51	2	2	
DIV. I NON-CONF.	10- 1	10	0- 0	172	166	30	30	1	1	
TOTALS	RPI 1-25	RPI 26-50	W-L RECORDS	RPI 51-100	RPI 101-999	RPI 150+				
17- 13	0- 8	2- 2	OVERALL	3- 2	12- 1	10- 1				
10- 4	0- 3	1- 1	HOME	1- 0	8- 0	6- 0				
6- 8	0- 5	1- 1	AWAY	2- 1	3- 1	3- 1				
1- 1	0- 0	0- 0	NEUTRAL	0- 1	1- 0	1- 0				
10- 1	0- 1	0- 0	NON-CONFERENCE	1- 0	9- 0	8- 0				
5- 0	0- 0	0- 0	HOME	0- 0	5- 0	4- 0				
4- 1	0- 1	0- 0	AWAY	1- 0	3- 0	3- 0				
1- 0	0- 0	0- 0	NEUTRAL	0- 0	1- 0	1- 0				
7- 12	0- 7	2- 2	CONFERENCE	2- 2	3- 1	2- 1				
5- 4	0- 3	1- 1	HOME	1- 0	3- 0	2- 0				
2- 7	0- 4	1- 1	AWAY	1- 1	0- 1	0- 1				
0- 1	0- 0	0- 0	NEUTRAL	0- 1	0- 0	0- 0				

RPI	S	Opponent	Score	RPI	S	Opponent	Score	RPI	S	Opponent	Score	RPI	S	Opponent	Score
3	A	Oregon	78 96	28	A	UCLA	72 67	52	A	Arizona	68 71	127	H	Fresno St.	62 61
3	H	Oregon	53 93	28	H	UCLA	65 72	52	N	Arizona	48 76	133	H	Washington	82 57
4	A	Stanford	64 72	34	A	California	59 66	72	A	UT Arlington	73 61	151	H	CSUN	58 42
4	H	Stanford	67 69	34	H	California	86 76	86	A	Utah	84 80	152	H	Washington St.	81 73
15	A	Texas A&M	51 71					86	H	Utah	83 77	164	H	Santa Clara	77 46
16	A	Arizona St.	59 68									169	H	UC Riverside	73 55
19	A	Oregon St.	61 68									170	A	Colorado	76 81
19	H	Oregon St.	52 76									170	H	Colorado	84 77
												177	N	Utah St.	55 46
												208	A	UNLV	86 72
												246	A	Nevada	72 51
												271	A	Long Beach St.	86 50
												291	H	UC Santa Barbara	82 39
LAST 12 Division I GAMES:															
52	N	Arizona	48 76	34	H	California	86 76								
86	H	Utah	83 77	170	A	Colorado	76 81								
170	H	Colorado	84 77	86	A	Utah	84 80								
3	A	Oregon	78 96	152	H	Washington St.	81 73								
19	A	Oregon St.	61 68	133	H	Washington	82 57								
4	H	Stanford	67 69	16	A	Arizona St.	59 68								

Non-Div I Games:

Southern California

■ Loss, 
■ Non-Conf, 
■ S Site, 
■ H Home 
■ A Away 
N Neutral



Average RPI Win:	237	WON-LOST	WINNING	LAST 10	STRENGTH OF	OPP. STRENGTH	TEAM	ADJ.	CONF.	ADJ CONF.
Average RPI Loss:	99	RECORD	PCT. RANK	GAMES	SCHEDULE	OF SCHEDULE	RPI	RPI	RPI	RPI
DIV. I ONLY	15- 15	165	0- 1	121	181	156	156	14	14	
DIV. I NON-CONF.	7- 4	104	0- 0	103	214	80	80	15	15	
TOTALS	RPI 1-25	RPI 26-50	W-L RECORDS	RPI 51-100	RPI 101-999	RPI 150+				
15- 15	0- 3	0- 2	OVERALL	0- 4	15- 6	12- 3				
9- 5	0- 1	0- 1	HOME	0- 1	9- 2	7- 1				
5- 8	0- 1	0- 1	AWAY	0- 2	5- 4	5- 2				
1- 2	0- 1	0- 0	NEUTRAL	0- 1	1- 0	0- 0				
7- 4	0- 1	0- 0	NON-CONFERENCE	0- 1	7- 2	4- 1				
5- 0	0- 0	0- 0	HOME	0- 0	5- 0	3- 0				
1- 3	0- 0	0- 0	AWAY	0- 1	1- 2	1- 1				
1- 1	0- 1	0- 0	NEUTRAL	0- 0	1- 0	0- 0				
8- 11	0- 2	0- 2	CONFERENCE	0- 3	8- 4	8- 2				
4- 5	0- 1	0- 1	HOME	0- 1	4- 2	4- 1				
4- 5	0- 1	0- 1	AWAY	0- 1	4- 2	4- 1				
0- 1	0- 0	0- 0	NEUTRAL	0- 1	0- 0	0- 0				

RPI 1-25				RPI 26-50				RPI 51-100				RPI 101+ Team's RPI: 156			
RPI	S	Opponent	Score	RPI	S	Opponent	Score	RPI	S	Opponent	Score	RPI	S	Opponent	Score
16	N	Arizona St.	38 82	40	A	Missouri St.	51 66	79	A	Western Ky.	76 83	107	N	Hartford	72 50
24	A	Drake	66 94	40	H	Missouri St.	58 70	96	A	UNI	53 65	112	A	UT Martin	94 95
24	H	Drake	64 71					96	H	UNI	67 76	132	H	Northern Ill.	82 73
								96	N	UNI	63 66	135	A	Illinois St.	52 60
												135	H	Illinois St.	66 68
												136	H	IUPUI	78 73
												155	A	Bradley	53 58
												155	H	Bradley	62 55
												183	A	Saint Louis	58 62
												202	H	Marshall	58 49
												243	H	Southeast Mo. St.	60 40
												247	A	Indiana St.	80 61
												247	H	Indiana St.	58 61
												253	A	Loyola Chicago	64 41
												253	H	Loyola Chicago	74 63
												262	A	Murray St.	65 59
												294	H	Eastern Ill.	73 59
												304	A	Valparaiso	58 47
												304	H	Valparaiso	87 65
												331	A	Evansville	80 60
												331	H	Evansville	67 47
LAST 12 Division I GAMES:															
				96	N	UNI	63 66	253	A	Loyola Chicago	64 41				
				331	A	Evansville	80 60	135	H	Illinois St.	66 68				
				247	A	Indiana St.	80 61	155	H	Bradley	62 55				
				96	H	UNI	67 76	40	H	Missouri St.	58 70				
				24	H	Drake	64 71	24	A	Drake	66 94				
				304	A	Valparaiso	58 47	96	A	UNI	53 65				

Non-Div I Games:

Southern Ill.



Average RPI Win:	252	WON-LOST	WINNING	LAST 10	STRENGTH OF	OPP. STRENGTH	TEAM	ADJ.	CONF.	ADJ CONF.
Average RPI Loss:	117	RECORD	PCT. RANK	GAMES	SCHEDULE	OF SCHEDULE	RPI	RPI	RPI	RPI
DIV. I ONLY	16- 14	150	0- 1	226	209	197	197	13	13	
DIV. I NON-CONF.	7- 6	143	0- 1	239	336	239	239	16	16	
TOTALS	RPI 1-25	RPI 26-50	W-L RECORDS	RPI 51-100	RPI 101-999	RPI 150+				
16- 14	0- 1	0- 1	OVERALL	1- 3	15- 9	14- 6				
11- 7	0- 1	0- 1	HOME	0- 0	11- 5	10- 3				
5- 6	0- 0	0- 0	AWAY	1- 3	4- 3	4- 2				
0- 1	0- 0	0- 0	NEUTRAL	0- 0	0- 1	0- 1				
7- 6	0- 1	0- 0	NON-CONFERENCE	0- 1	7- 4	7- 3				
6- 4	0- 1	0- 0	HOME	0- 0	6- 3	6- 2				
1- 2	0- 0	0- 0	AWAY	0- 1	1- 1	1- 1				
0- 0	0- 0	0- 0	NEUTRAL	0- 0	0- 0	0- 0				
9- 8	0- 0	0- 1	CONFERENCE	1- 2	8- 5	7- 3				
5- 3	0- 0	0- 1	HOME	0- 0	5- 2	4- 1				
4- 4	0- 0	0- 0	AWAY	1- 2	3- 2	3- 1				
0- 1	0- 0	0- 0	NEUTRAL	0- 0	0- 1	0- 1				

RPI 1-25				RPI 26-50				RPI 51-100				RPI 101+				Team's RPI: 197	
RPI	S	Opponent	Score	RPI	S	Opponent	Score	RPI	S	Opponent	Score	RPI	S	Opponent	Score		
8	H	Mississippi St.	42 86	30	H	Rice	47 58	60	A	Middle Tenn.	49 66	108	A	Charlotte	46 59		
								79	A	Western Ky.	69 56	108	H	Charlotte	65 54		
								89	A	South Alabama	68 77	110	H	Old Dominion	50 53		
								91	A	UAB	60 71	117	H	Houston	44 61		
												160	H	North Texas	48 62		
												160	N	North Texas	46 49		
												171	H	Nicholls St.	77 71		
												172	A	Tulane	54 71		
												173	A	Louisiana Tech	85 106		
												173	H	Louisiana Tech	74 70		
												180	H	North Ala.	65 69		
												186	H	Sam Houston St.	61 65		
												202	A	Marshall	64 52		
												206	H	Grambling	68 47		
												257	A	UTEP	64 63		
												289	H	Samford	76 40		
												302	A	UTSA	70 45		
												302	H	UTSA	72 39		
												307	H	Fla. Atlantic	67 45		
												319	H	FIU	71 57		
												321	H	Northwestern St.	69 54		
												323	A	Southeastern La.	59 52		
												329	H	Mississippi Val.	67 60		
												350	H	Alcorn	66 47		
LAST 12 Division I GAMES:																	
180	H	North Ala.	65 69	257	A	UTEP	64 63										
171	H	Nicholls St.	77 71	302	A	UTSA	70 45										
160	N	North Texas	46 49	173	A	Louisiana Tech	85 106										
108	A	Charlotte	46 59	307	H	Fla. Atlantic	67 45										
302	H	UTSA	72 39	319	H	FIU	71 57										
173	H	Louisiana Tech	74 70	202	A	Marshall	64 52										

Non-Div I Games: Blue Mountain (MS) 84 38 William Carey 74 48

Southern Miss.

Loss, Non-Conf, S Site, H Home A Away N Neutral



Average RPI Win:	283	WON-LOST	WINNING	LAST 10	STRENGTH OF	OPP. STRENGTH	TEAM	ADJ.	CONF.	ADJ CONF.
Average RPI Loss:	105	RECORD	PCT. RANK	GAMES	SCHEDULE	OF SCHEDULE	RPI	RPI	RPI	RPI
DIV. I ONLY	17- 12	124	0- 1	217	285	144	144	29	29	
DIV. I NON-CONF.	0- 8	336	0- 1	4	3	164	164	28	28	
TOTALS	RPI 1-25	RPI 26-50	W-L RECORDS	RPI 51-100	RPI 101-999	RPI 150+				
17- 12	0- 4	0- 2	OVERALL	0- 1	17- 5	17- 4				
8- 3	0- 0	0- 0	HOME	0- 1	8- 2	8- 2				
7- 9	0- 4	0- 2	AWAY	0- 0	7- 3	7- 2				
2- 0	0- 0	0- 0	NEUTRAL	0- 0	2- 0	2- 0				
0- 8	0- 4	0- 2	NON-CONFERENCE	0- 1	0- 1	0- 0				
0- 1	0- 0	0- 0	HOME	0- 1	0- 0	0- 0				
0- 7	0- 4	0- 2	AWAY	0- 0	0- 1	0- 0				
0- 0	0- 0	0- 0	NEUTRAL	0- 0	0- 0	0- 0				
17- 4	0- 0	0- 0	CONFERENCE	0- 0	17- 4	17- 4				
8- 2	0- 0	0- 0	HOME	0- 0	8- 2	8- 2				
7- 2	0- 0	0- 0	AWAY	0- 0	7- 2	7- 2				
2- 0	0- 0	0- 0	NEUTRAL	0- 0	2- 0	2- 0				

RPI 1-25				RPI 26-50				RPI 51-100				RPI 101+ Team's RPI: 144			
RPI	S	Opponent	Score	RPI	S	Opponent	Score	RPI	S	Opponent	Score	RPI	S	Opponent	Score
1	A	Baylor	49 94	42	A	Michigan	35 76	89	H	South Alabama	49 53	137	A	Texas Tech	58 76
8	A	Mississippi St.	46 103	47	A	TCU	40 69					191	A	Prairie View	52 63
16	A	Arizona St.	47 69									191	H	Prairie View	54 55
22	A	Kentucky	41 91									206	A	Grambling	86 81
												206	H	Grambling	71 65
												206	N	Grambling	71 69
												228	A	Texas Southern	60 49
												228	H	Texas Southern	63 61
												244	A	Jackson St.	76 74
												244	H	Jackson St.	52 59
												244	N	Jackson St.	45 41
												268	A	Alabama St.	61 78
												268	H	Alabama St.	62 52
												301	A	Alabama A&M	54 50
												301	H	Alabama A&M	68 60
												329	A	Mississippi Val.	67 46
												329	H	Mississippi Val.	74 67
												329	H	Mississippi Val.	51 44
												349	A	Ark.-Pine Bluff	56 45
												349	H	Ark.-Pine Bluff	73 41
												350	A	Alcorn	75 54
												350	H	Alcorn	51 39
LAST 12 Division I GAMES:															
		8	A	Mississippi St.	46	103				350	H	Alcorn	51	39	
		206	N	Grambling	71	69				268	H	Alabama St.	62	52	
		244	N	Jackson St.	45	41				301	H	Alabama A&M	68	60	
		329	H	Mississippi Val.	51	44				329	A	Mississippi Val.	67	46	
		228	A	Texas Southern	60	49				349	A	Ark.-Pine Bluff	56	45	
		191	A	Prairie View	52	63				244	H	Jackson St.	52	59	

Non-Div I Games: Dillard 61 63 Wiley 89 58 Louisiana Col. 77 53 Millsaps 71 36 Southern U.



## Southern Utah

Through Games Of April 7, 2019

Average RPI Win:	212	WON-LOST	WINNING	LAST 10	STRENGTH OF	OPP. STRENGTH	TEAM	ADJ.	CONF.	ADJ CONF.
Average RPI Loss:	151	RECORD	PCT. RANK	GAMES	SCHEDULE	OF SCHEDULE	RPI	RPI	RPI	RPI
DIV. I ONLY	8- 23	297	0- 1	125	226	275	275	16	16	
DIV. I NON-CONF.	3- 6	238	0- 0	42	298	183	183	12	12	
TOTALS	RPI 1-25	RPI 26-50	W-L RECORDS	RPI 51-100	RPI 101-999	RPI 150+				
8- 23	0- 0	1- 1	OVERALL	0- 3	7- 19	7- 10				
6- 8	0- 0	1- 0	HOME	0- 1	5- 7	5- 3				
1- 14	0- 0	0- 1	AWAY	0- 2	1- 11	1- 7				
1- 1	0- 0	0- 0	NEUTRAL	0- 0	1- 1	1- 0				
3- 6	0- 0	1- 1	NON-CONFERENCE	0- 1	2- 4	2- 4				
3- 1	0- 0	1- 0	HOME	0- 0	2- 1	2- 1				
0- 5	0- 0	0- 1	AWAY	0- 1	0- 3	0- 3				
0- 0	0- 0	0- 0	NEUTRAL	0- 0	0- 0	0- 0				
5- 17	0- 0	0- 0	CONFERENCE	0- 2	5- 15	5- 6				
3- 7	0- 0	0- 0	HOME	0- 1	3- 6	3- 2				
1- 9	0- 0	0- 0	AWAY	0- 1	1- 8	1- 4				
1- 1	0- 0	0- 0	NEUTRAL	0- 0	1- 1	1- 0				

RPI S	Opponent	Score	RPI S	Opponent	Score	RPI S	Opponent	Score	RPI S	Opponent	Score	Team's RPI: 275
27	H BYU	67 64	71	A UC Davis	45 68	104	A Portland St.	49 63				
39	A Boise St.	53 88	80	A Idaho	49 77	104	H Portland St.	56 81				
			80	H Idaho	70 82	109	A Idaho St.	47 80				
						109	H Idaho St.	57 69				
						129	A Northern Colo.	71 88				
						129	H Northern Colo.	44 71				
						129	N Northern Colo.	50 82				
						150	A Montana St.	64 69				
						150	H Montana St.	55 70				
						153	H Denver	70 71				
						158	A Oral Roberts	59 64				
						169	A UC Riverside	50 56				
						174	A UC Irvine	58 75				
						187	A Eastern Wash.	66 80				
						187	H Eastern Wash.	73 63				
						190	A Montana	57 79				
						190	H Montana	71 56				
						190	N Montana	64 56				
						221	A Northern Ariz.	82 76				
						221	H Northern Ariz.	69 78				
						266	A Sacramento St.	76 77				
						266	H Sacramento St.	69 75				
						272	H San Diego	69 59				
						295	H Utah Valley	60 59				
						312	A Weber St.	66 67				
						312	H Weber St.	84 79				
LAST 12 Division I GAMES:												
129	N	Northern Colo.	50	82	80	A	Idaho	49	77			
190	N	Montana	64	56	187	A	Eastern Wash.	66	80			
169	A	UC Riverside	50	56	104	H	Portland St.	56	81			
129	A	Northern Colo.	71	88	266	H	Sacramento St.	69	75			
150	H	Montana St.	55	70	109	A	Idaho St.	47	80			
190	H	Montana	71	56	312	A	Weber St.	66	67			

Non-Div I Games:

Southern Utah

■ Loss, 
 ■ Non-Conf, 
 ■ S Site, 
 ■ Home 
 ■ A Away 
 N Neutral



## St. Bonaventure

Through Games Of April 7, 2019

Average RPI Win:	252	WON-LOST	WINNING	LAST 10	STRENGTH OF	OPP. STRENGTH	TEAM	ADJ.	CONF.	ADJ CONF.
Average RPI Loss:	150	RECORD	PCT. RANK	GAMES	SCHEDULE	OF SCHEDULE	RPI	RPI	RPI	RPI
DIV. I ONLY	8- 22	290	0- 1	168	189	263	263	17	17	
DIV. I NON-CONF.	3- 10	276	0- 0	131	175	244	244	17	17	
TOTALS	RPI 1-25	RPI 26-50	W-L RECORDS	RPI 51-100	RPI 101-999	RPI 150+				
8- 22	0- 0	0- 3	OVERALL	0- 3	8- 16	8- 11				
4- 9	0- 0	0- 1	HOME	0- 3	4- 5	4- 3				
4- 12	0- 0	0- 1	AWAY	0- 0	4- 11	4- 8				
0- 1	0- 0	0- 1	NEUTRAL	0- 0	0- 0	0- 0				
3- 10	0- 0	0- 3	NON-CONFERENCE	0- 1	3- 6	3- 4				
2- 3	0- 0	0- 1	HOME	0- 1	2- 1	2- 1				
1- 6	0- 0	0- 1	AWAY	0- 0	1- 5	1- 3				
0- 1	0- 0	0- 1	NEUTRAL	0- 0	0- 0	0- 0				
5- 12	0- 0	0- 0	CONFERENCE	0- 2	5- 10	5- 7				
2- 6	0- 0	0- 0	HOME	0- 2	2- 4	2- 2				
3- 6	0- 0	0- 0	AWAY	0- 0	3- 6	3- 5				
0- 0	0- 0	0- 0	NEUTRAL	0- 0	0- 0	0- 0				

RPI 1-25			RPI 26-50			RPI 51-100			RPI 101+ Team's RPI: 263		
RPI	S	Opponent	Score	RPI	S	Opponent	Score	RPI	S	Opponent	Score
26	A	Buffalo	43 90	26	A	Buffalo	43 90	81	H	Kent St.	64 76
31	N	Ohio	53 70	31	N	Ohio	53 70	87	H	Fordham	44 53
43	H	Bucknell	46 77	43	H	Bucknell	46 77	92	H	VCU	50 59
LAST 12 Division I GAMES:											
161	A	Davidson	49 74	273	A	Richmond	49 57	115	A	Georgia	40 67
138	A	Duquesne	64 80	161	A	Davidson	55 67	122	H	Dayton	49 62
282	H	La Salle	45 52	92	H	VCU	50 59	138	A	Duquesne	64 80
219	A	George Washington	44 57	226	H	George Mason	64 55	138	H	Duquesne	54 60
260	H	Rhode Island	62 61	260	A	Rhode Island	84 68	147	A	Penn St.	65 80
87	H	Fordham	44 53	209	A	Massachusetts	64 63	153	A	Denver	62 76
				270	A	Niagara	76 48	161	A	Davidson	49 74
				273	A	Richmond	49 57	161	A	Davidson	55 67
				277	H	Siena	74 58	168	A	Akron	58 67
				282	H	La Salle	45 52	183	H	Saint Louis	45 62
				286	H	Canisius	100 94	200	A	Cornell	44 58

Non-Div I Games:

St. Bonaventure

■ Loss, 
 ■ Non-Conf, 
 ■ S Site, 
 ■ H Home 
 ■ A Away 
 N Neutral



Through Games Of April 7, 2019

[illegible]

# St. Francis Brooklyn

Page 316



S  
t  
.  
F  
r  
a  
n  
c  
i  
s  
B  
r  
o  
o  
k  
l  
y  
n

RPI S Opponent St. Francis Brooklyn Score

Through Games Of April 7, 2019

RPI	S	Opponent	Score
348	N	Chicago St.	110 73
351	A	LIU Brooklyn	79 67
351	H	LIU Brooklyn	87 64

S  
t  
.  
F  
r  
a  
n  
c  
i  
s  
B  
r  
o  
o  
k  
l  
y  
n

St. Francis Brooklyn



## St. John's (NY)

Through Games Of April 7, 2019

Average RPI Win:	173	WON-LOST	WINNING	LAST 10	STRENGTH OF	OPP. STRENGTH	TEAM	ADJ.	CONF.	ADJ CONF.
Average RPI Loss:	63	RECORD	PCT. RANK	GAMES	SCHEDULE	OF SCHEDULE	RPI	RPI	RPI	RPI
DIV. I ONLY	15- 16	177	1- 1	82	54	119	119	6	6	
DIV. I NON-CONF.	7- 4	104	0- 0	231	86	125	125	4	4	
TOTALS	RPI 1-25	RPI 26-50	W-L RECORDS	RPI 51-100	RPI 101-999	RPI 150+				
15- 16	1- 6	0- 1	OVERALL	4- 5	10- 4	7- 0				
5- 7	1- 2	0- 0	HOME	1- 3	3- 2	2- 0				
7- 7	0- 2	0- 1	AWAY	2- 2	5- 2	4- 0				
3- 2	0- 2	0- 0	NEUTRAL	1- 0	2- 0	1- 0				
7- 4	0- 2	0- 1	NON-CONFERENCE	1- 0	6- 1	5- 0				
2- 1	0- 1	0- 0	HOME	0- 0	2- 0	1- 0				
3- 2	0- 0	0- 1	AWAY	0- 0	3- 1	3- 0				
2- 1	0- 1	0- 0	NEUTRAL	1- 0	1- 0	1- 0				
8- 12	1- 4	0- 0	CONFERENCE	3- 5	4- 3	2- 0				
3- 6	1- 1	0- 0	HOME	1- 3	1- 2	1- 0				
4- 5	0- 2	0- 0	AWAY	2- 2	2- 1	1- 0				
1- 1	0- 1	0- 0	NEUTRAL	0- 0	1- 0	0- 0				

RPI 1-25				RPI 26-50				RPI 51-100				RPI 101+ Team's RPI: 119			
RPI	S	Opponent	Score	RPI	S	Opponent	Score	RPI	S	Opponent	Score	RPI	S	Opponent	Score
6	N	UConn	55 65	37	A	James Madison	51 64	54	A	Georgetown	80 82	116	A	Providence	60 57
10	A	Marquette	73 83					54	H	Georgetown	59 51	116	H	Providence	66 67
10	H	Marquette	81 74					55	A	Villanova	66 62	139	A	Seton Hall	67 77
10	N	Marquette	57 88					55	H	Villanova	57 73	139	H	Seton Hall	72 76
21	H	Florida St.	53 57					67	A	Butler	45 66	139	N	Seton Hall	76 51
23	A	DePaul	64 73					67	H	Butler	68 73	141	H	Yale	56 52
23	H	DePaul	62 70					90	N	Purdue	68 62	149	A	Wake Forest	59 64
								95	A	Creighton	51 45	211	A	Xavier	76 57
								95	H	Creighton	63 65	211	H	Xavier	70 41
												237	N	Ole Miss	64 59
												282	A	La Salle	83 57
												288	A	Army West Point	60 49
												324	A	Iona	61 35
												339	H	Delaware St.	82 44
LAST 12 Division I GAMES:															
139	N	Seton Hall	76 51	10	H	Marquette	81 74								
10	N	Marquette	57 88	116	A	Providence	60 57								
139	H	Seton Hall	72 76	95	A	Creighton	51 45								
54	A	Georgetown	80 82	211	H	Xavier	70 41								
55	A	Villanova	66 62	67	H	Butler	68 73								
23	H	DePaul	62 70	55	H	Villanova	57 73								

Non-Div I Games:

St. John's (NY)

■ Loss, 
 ■ Non-Conf, 
 ■ S Site, 
 ■ H Home 
 ■ A Away 
 N Neutral



Average RPI Win:	76	WON-LOST	WINNING	LAST 10	STRENGTH OF	OPP. STRENGTH	TEAM	ADJ.	CONF.	ADJ CONF.
Average RPI Loss:	28	RECORD	PCT. RANK	GAMES	SCHEDULE	OF SCHEDULE	RPI	RPI	RPI	RPI
DIV. I ONLY	31- 5	8	1- 1	4	4	4	4	2	2	
DIV. I NON-CONF.	13- 2	20	1- 1	3	20	3	3	1	1	
TOTALS	RPI 1-25	RPI 26-50	W-L RECORDS	RPI 51-100	RPI 101-999	RPI 150+				
31- 5	5- 3	7- 1	OVERALL	10- 1	9- 0	6- 0				
15- 1	3- 1	3- 0	HOME	5- 0	4- 0	3- 0				
10- 3	1- 1	2- 1	AWAY	3- 1	4- 0	3- 0				
6- 1	1- 1	2- 0	NEUTRAL	2- 0	1- 0	0- 0				
13- 2	1- 2	3- 0	NON-CONFERENCE	6- 0	3- 0	3- 0				
7- 0	1- 0	1- 0	HOME	3- 0	2- 0	2- 0				
3- 1	0- 1	1- 0	AWAY	1- 0	1- 0	1- 0				
3- 1	0- 1	1- 0	NEUTRAL	2- 0	0- 0	0- 0				
18- 3	4- 1	4- 1	CONFERENCE	4- 1	6- 0	3- 0				
8- 1	2- 1	2- 0	HOME	2- 0	2- 0	1- 0				
7- 2	1- 0	1- 1	AWAY	2- 1	3- 0	2- 0				
3- 0	1- 0	1- 0	NEUTRAL	0- 0	1- 0	0- 0				

RPI 1-25				Team's RPI: 4				RPI 26-50				RPI 51-100				RPI 101+			
RPI	S	Opponent	Score					RPI	S	Opponent	Score	RPI	S	Opponent	Score	RPI	S	Opponent	Score
1	H	Baylor	68 63					26	A	Buffalo	62 55	51	A	Southern California	69 67	133	A	Washington	72 53
2	N	Notre Dame	68 84					27	H	BYU	72 63	51	H	Southern California	72 64	133	H	Washington	91 54
3	H	Oregon	48 88					28	A	UCLA	65 51	52	A	Arizona	78 48	133	N	Washington	72 61
3	N	Oregon	64 57					28	H	UCLA	86 80	52	H	Arizona	56 54	151	H	CSUN	69 43
13	A	Gonzaga	73 79					34	A	California	80 81	62	N	FGCU	88 65	152	A	Washington St.	67 42
16	A	Arizona St.	72 65					34	H	California	75 50	69	A	Tennessee	95 85	152	H	Washington St.	85 64
16	H	Arizona St.	71 50					34	N	California	72 54	71	H	UC Davis	79 54	170	A	Colorado	80 69
19	H	Oregon St.	61 44					40	N	Missouri St.	55 46	71	H	UC Davis	71 43	189	A	Hawaii	81 59
												75	N	American	71 49	252	H	San Francisco	96 62
												80	H	Idaho	115 71				
												86	A	Utah	68 75				
LAST 12 Division I GAMES:																			
		2 N	Notre Dame	68 84						3	N	Oregon	64 57						
		40 N	Missouri St.	55 46						133	A	Washington	72 53						
		27	H	BYU	72 63					152	A	Washington St.	67 42						
		71	H	UC Davis	79 54					16	H	Arizona St.	71 50						
		34 N	California	72 54						52	H	Arizona	56 54						
		133 N	Washington	72 61						51	A	Southern California	69 67						

Non-Div I Games:

Stanford



Average RPI Win:	271	WON-LOST	WINNING	LAST 10	STRENGTH OF	OPP. STRENGTH	TEAM	ADJ.	CONF.	ADJ CONF.
Average RPI Loss:	131	RECORD	PCT. RANK	GAMES	SCHEDULE	OF SCHEDULE	RPI	RPI	RPI	RPI
DIV. I ONLY	14- 16	191	0- 1	237	223	213	213	24	24	
DIV. I NON-CONF.	3- 10	276	0- 1	157	119	279	279	26	26	
TOTALS	RPI 1-25	RPI 26-50	W-L RECORDS	RPI 51-100	RPI 101-999	RPI 150+				
14- 16	0- 1	0- 1	OVERALL	0- 5	14- 9	14- 7				
9- 5	0- 1	0- 0	HOME	0- 2	9- 2	9- 2				
5- 8	0- 0	0- 1	AWAY	0- 2	5- 5	5- 4				
0- 3	0- 0	0- 0	NEUTRAL	0- 1	0- 2	0- 1				
3- 10	0- 1	0- 1	NON-CONFERENCE	0- 3	3- 5	3- 3				
3- 2	0- 1	0- 0	HOME	0- 1	3- 0	3- 0				
0- 5	0- 0	0- 1	AWAY	0- 1	0- 3	0- 2				
0- 3	0- 0	0- 0	NEUTRAL	0- 1	0- 2	0- 1				
11- 6	0- 0	0- 0	CONFERENCE	0- 2	11- 4	11- 4				
6- 3	0- 0	0- 0	HOME	0- 1	6- 2	6- 2				
5- 3	0- 0	0- 0	AWAY	0- 1	5- 2	5- 2				
0- 0	0- 0	0- 0	NEUTRAL	0- 0	0- 0	0- 0				

RPI 1-25				RPI 26-50				RPI 51-100				RPI 101+ Team's RPI: 213			
RPI	S	Opponent	Score	RPI	S	Opponent	Score	RPI	S	Opponent	Score	RPI	S	Opponent	Score
18	H	UCF	55 78	33	A	Texas	46 65	58	H	Penn	53 75	114	A	South Fla.	50 84
								62	A	FGCU	42 61	121	N	Marist	69 76
								62	H	FGCU	40 73	157	A	Tulsa	54 55
								64	N	Wright St.	44 57	159	A	Alabama	47 59
								69	A	Tennessee	55 65	180	A	North Ala.	55 71
												180	H	North Ala.	69 59
												181	A	Liberty	68 56
												181	H	Liberty	69 52
												224	H	North Dakota	74 63
												232	A	Jacksonville	69 56
												232	H	Jacksonville	54 46
												233	N	Hofstra	50 53
												234	A	North Florida	57 71
												234	H	North Florida	62 75
												292	A	Kennesaw St.	58 45
												292	H	Kennesaw St.	76 69
												292	H	Kennesaw St.	59 67
												317	H	North Dakota St.	60 59
												325	A	NJIT	56 47
												325	H	NJIT	74 48
												330	A	Lipscomb	80 65
												330	H	Lipscomb	76 49
												346	H	Florida A&M	69 44
LAST 12 Division I GAMES:															
114	A	South Fla.	50 84	325	A	NJIT	56 47	62	H	FGCU	40 73				
292	H	Kennesaw St.	59 67	232	H	Jacksonville	54 46	181	A	Liberty	68 56				
62	A	FGCU	42 61	292	A	Kennesaw St.	58 45	292	H	Kennesaw St.	76 69				
292	A	Kennesaw St.	58 45	234	H	North Florida	62 75	232	A	Jacksonville	69 56				
234	H	North Florida	62 75	180	H	North Ala.	69 59								

Non-Div I Games: Central St. (OH) 81 51 Webber Int'l 80 52

Stetson

Loss, Non-Conf, S Site, H Home A Away N Neutral



**Stony Brook**

Through Games Of April 7, 2019

Average RPI Win:	275	WON-LOST	WINNING	LAST 10	STRENGTH OF	OPP. STRENGTH	TEAM	ADJ.	CONF.	ADJ CONF.
Average RPI Loss:	100	RECORD	PCT. RANK	GAMES	SCHEDULE	OF SCHEDULE	RPI	RPI	RPI	RPI
DIV. I ONLY	22- 8	48	1- 1	317	268	140	140	23	23	
DIV. I NON-CONF.	10- 2	30	0- 0	300	287	94	94	25	25	
TOTALS	RPI 1-25	RPI 26-50	W-L RECORDS	RPI 51-100	RPI 101-999	RPI 150+				
22- 8	0- 0	0- 1	OVERALL	0- 3	22- 4	21- 1				
12- 3	0- 0	0- 0	HOME	0- 1	12- 2	12- 1				
10- 5	0- 0	0- 1	AWAY	0- 2	10- 2	9- 0				
0- 0	0- 0	0- 0	NEUTRAL	0- 0	0- 0	0- 0				
10- 2	0- 0	0- 1	NON-CONFERENCE	0- 1	10- 0	9- 0				
6- 0	0- 0	0- 0	HOME	0- 0	6- 0	6- 0				
4- 2	0- 0	0- 1	AWAY	0- 1	4- 0	3- 0				
0- 0	0- 0	0- 0	NEUTRAL	0- 0	0- 0	0- 0				
12- 6	0- 0	0- 0	CONFERENCE	0- 2	12- 4	12- 1				
6- 3	0- 0	0- 0	HOME	0- 1	6- 2	6- 1				
6- 3	0- 0	0- 0	AWAY	0- 1	6- 2	6- 0				
0- 0	0- 0	0- 0	NEUTRAL	0- 0	0- 0	0- 0				

RPI 1-25	RPI 26-50	RPI 51-100	RPI 101+	Team's RPI: 140
RPI S Opponent Score	RPI S Opponent Score	RPI S Opponent Score	RPI S Opponent Score	
	32 A Rutgers 47 61	57 A Maine 61 71	107 A Hartford 59 64	
		57 H Maine 54 68	107 A Hartford 62 73	
		99 A Toledo 48 80	107 H Hartford 36 64	
			147 A Penn St. 81 70	
			193 A Sacred Heart 73 58	
			200 H Cornell 63 61	
			233 H Hofstra 77 49	
			236 A Albany (NY) 68 52	
			236 H Albany (NY) 49 54	
			248 H St. Francis Brooklyn 74 67	
			255 A Binghamton 65 56	
			255 H Binghamton 68 53	
			267 A Manhattan 79 48	
			279 A Vermont 67 61	
			279 H Vermont 58 48	
			279 H Vermont 69 58	
			285 H Ga. Southern 72 43	
			305 A UMBC 70 59	
			305 H UMBC 57 44	
			318 H Wagner 70 45	
			320 A New Hampshire 82 63	
			320 H New Hampshire 67 37	
			324 A Iona 53 51	
			327 A UMass Lowell 64 47	
			327 H UMass Lowell 76 56	
			344 H Fairleigh Dickinson 63 49	
LAST 12 Division I GAMES:				
279 H Vermont 69 58	320 H New Hampshire 67 37			
107 A Hartford 59 64	327 A UMass Lowell 64 47			
279 H Vermont 58 48	255 H Binghamton 68 53			
305 A UMBC 70 59	107 A Hartford 62 73			
57 A Maine 61 71	305 H UMBC 57 44			
236 A Albany (NY) 68 52	279 A Vermont 67 61			

Non-Div I Games: SUNY New Paltz 87 50

Stony Brook

Loss, Non-Conf, S Site, H Home A Away N Neutral



Average RPI Win:	95	WON-LOST	WINNING	LAST 10	STRENGTH OF	OPP. STRENGTH	TEAM	ADJ.	CONF.	ADJ CONF.
Average RPI Loss:	27	RECORD	PCT. RANK	GAMES	SCHEDULE	OF SCHEDULE	RPI	RPI	RPI	RPI
DIV. I ONLY	25- 9	45	0- 1	7	11	11	11	1	1	
DIV. I NON-CONF.	12- 3	38	0- 1	9	49	9	9	2	2	
TOTALS	RPI 1-25	RPI 26-50	W-L RECORDS	RPI 51-100	RPI 101-999	RPI 150+				
25- 9	5- 7	5- 0	OVERALL	3- 1	12- 1	3- 0				
12- 4	1- 4	2- 0	HOME	1- 0	8- 0	3- 0				
6- 4	1- 2	1- 0	AWAY	2- 1	2- 1	0- 0				
7- 1	3- 1	2- 0	NEUTRAL	0- 0	2- 0	0- 0				
12- 3	3- 2	3- 0	NON-CONFERENCE	1- 0	5- 1	3- 0				
7- 1	1- 1	1- 0	HOME	1- 0	4- 0	3- 0				
0- 2	0- 1	0- 0	AWAY	0- 0	0- 1	0- 0				
5- 0	2- 0	2- 0	NEUTRAL	0- 0	1- 0	0- 0				
13- 6	2- 5	2- 0	CONFERENCE	2- 1	7- 0	0- 0				
5- 3	0- 3	1- 0	HOME	0- 0	4- 0	0- 0				
6- 2	1- 1	1- 0	AWAY	2- 1	2- 0	0- 0				
2- 1	1- 1	0- 0	NEUTRAL	0- 0	1- 0	0- 0				

RPI	S	Opponent	Score	RPI	S	Opponent	Score	RPI	S	Opponent	Score	RPI	S	Opponent	Score
2	H	Notre Dame	68 98	36	N	Kansas St.	70 61	66	A	Virginia Tech	75 73	102	H	Virginia	72 68
2	N	Notre Dame	66 91	43	H	Bucknell	70 56	73	A	Georgia Tech	55 65	102	N	Virginia	67 57
3	A	Oregon	73 75	45	A	Clemson	84 75	82	A	Duke	64 55	103	A	Minnesota	68 72
5	A	Louisville	51 76	46	H	North Carolina	90 77	87	H	Fordham	70 49	105	H	Towson	98 55
9	H	NC State	73 77	50	N	Princeton	92 61					128	A	Pittsburgh	82 50
15	H	Texas A&M	75 65									128	H	Pittsburgh	90 63
18	N	UCF	57 52									134	A	Boston College	76 59
20	H	South Dakota St.	64 75									134	H	Boston College	96 69
21	A	Florida St.	94 88									138	N	Duquesne	87 71
23	N	DePaul	83 81									149	H	Wake Forest	77 57
25	H	Miami (FL)	71 84									205	H	UMES	96 51
25	N	Miami (FL)	92 85									224	H	North Dakota	85 49
												270	H	Niagara	94 45
LAST 12 Division I GAMES:															
20	H	South Dakota St.	64 75	21	A	Florida St.	94 88								
87	H	Fordham	70 49	2	H	Notre Dame	68 98								
102	N	Virginia	67 57	128	H	Pittsburgh	90 63								
25	N	Miami (FL)	92 85	149	H	Wake Forest	77 57								
2	N	Notre Dame	66 91	9	H	NC State	73 77								
134	A	Boston College	76 59	134	H	Boston College	96 69								

Non-Div I Games:

Syracuse



Average RPI Win:	159	WON-LOST	WINNING	LAST 10	STRENGTH OF	OPP. STRENGTH	TEAM	ADJ.	CONF.	ADJ CONF.
Average RPI Loss:	41	RECORD	PCT. RANK	GAMES	SCHEDULE	OF SCHEDULE	RPI	RPI	RPI	RPI
DIV. I ONLY	24- 11	65	0- 1	60	60	47	47	3	3	
DIV. I NON-CONF.	14- 2	17	0- 1	164	203	37	37	3	3	
TOTALS	RPI 1-25	RPI 26-50	W-L RECORDS	RPI 51-100	RPI 101-999	RPI 150+				
24- 11	1- 3	1- 5	OVERALL	4- 2	18- 1	10- 0				
17- 3	1- 1	0- 2	HOME	3- 0	13- 0	7- 0				
7- 6	0- 2	1- 1	AWAY	1- 2	5- 1	3- 0				
0- 2	0- 0	0- 2	NEUTRAL	0- 0	0- 0	0- 0				
14- 2	0- 0	0- 1	NON-CONFERENCE	3- 1	11- 0	8- 0				
11- 0	0- 0	0- 0	HOME	2- 0	9- 0	6- 0				
3- 1	0- 0	0- 0	AWAY	1- 1	2- 0	2- 0				
0- 1	0- 0	0- 1	NEUTRAL	0- 0	0- 0	0- 0				
10- 9	1- 3	1- 4	CONFERENCE	1- 1	7- 1	2- 0				
6- 3	1- 1	0- 2	HOME	1- 0	4- 0	1- 0				
4- 5	0- 2	1- 1	AWAY	0- 1	3- 1	1- 0				
0- 1	0- 0	0- 1	NEUTRAL	0- 0	0- 0	0- 0				

RPI S Opponent	Score	RPI S Opponent	Score	Team's RPI: 47	RPI S Opponent	Score	RPI S Opponent	Score
1 A Baylor	71 89	27 N BYU	58 61		52 A Arizona	53 59	137 A Texas Tech	70 63
1 H Baylor	55 79	33 A Texas	67 73		65 H Cincinnati	69 55	137 H Texas Tech	78 70
12 A Iowa St.	54 92	33 H Texas	48 62		68 A Arkansas	82 78	138 H Duquesne	61 48
12 H Iowa St.	76 69	33 N Texas	64 66		72 H UT Arlington	71 54	143 A Oklahoma St.	71 75
		36 A Kansas St.	61 47		83 A West Virginia	65 79	143 H Oklahoma St.	69 55
		36 H Kansas St.	72 75		83 H West Virginia	62 48	144 H Southern U.	69 40
							148 A Kansas	76 66
							148 H Kansas	58 53
							150 H Montana St.	71 49
							154 A Oklahoma	76 63
							154 H Oklahoma	86 71
							186 H Sam Houston St.	72 59
							191 H Prairie View	72 41
							207 A San Diego St.	81 64
							229 H SMU	65 63
							237 A Ole Miss	55 50
							288 H Army West Point	63 38
							329 H Mississippi Val.	96 47
							350 H Alcorn	88 31
LAST 12 Division I GAMES:								
52 A Arizona	53 59	33 H Texas	48 62					
65 H Cincinnati	69 55	154 A Oklahoma	76 63					
68 A Arkansas	82 78	148 A Kansas	76 66					
72 H UT Arlington	71 54	36 H Kansas St.	72 75					
191 H Prairie View	72 41	83 A West Virginia	65 79					
33 N Texas	64 66	12 H Iowa St.	76 69					

Non-Div I Games:

TCU



Average RPI Win:	223	WON-LOST	WINNING	LAST 10	STRENGTH OF	OPP. STRENGTH	TEAM	ADJ.	CONF.	ADJ CONF.
Average RPI Loss:	98	RECORD	PCT. RANK	GAMES	SCHEDULE	OF SCHEDULE	RPI	RPI	RPI	RPI
DIV. I ONLY	11- 19	242	0- 1	92	85	166	166	9	9	
DIV. I NON-CONF.	4- 9	251	0- 0	141	95	199	199	8	8	
TOTALS	RPI 1-25	RPI 26-50	W-L RECORDS	RPI 51-100	RPI 101-999	RPI 150+				
11- 19	0- 6	0- 0	OVERALL	1- 4	10- 9	9- 5				
7- 4	0- 1	0- 0	HOME	1- 0	6- 3	5- 2				
4- 13	0- 5	0- 0	AWAY	0- 3	4- 5	4- 2				
0- 2	0- 0	0- 0	NEUTRAL	0- 1	0- 1	0- 1				
4- 9	0- 3	0- 0	NON-CONFERENCE	0- 3	4- 3	4- 1				
3- 0	0- 0	0- 0	HOME	0- 0	3- 0	3- 0				
1- 8	0- 3	0- 0	AWAY	0- 2	1- 3	1- 1				
0- 1	0- 0	0- 0	NEUTRAL	0- 1	0- 0	0- 0				
7- 10	0- 3	0- 0	CONFERENCE	1- 1	6- 6	5- 4				
4- 4	0- 1	0- 0	HOME	1- 0	3- 3	2- 2				
3- 5	0- 2	0- 0	AWAY	0- 1	3- 2	3- 1				
0- 1	0- 0	0- 0	NEUTRAL	0- 0	0- 1	0- 1				

RPI	S	Opponent	Score	RPI	S	Opponent	Score	RPI	S	Opponent	Score	RPI	S	Opponent	Score	Team's RPI: 166
6	A	UConn	74 109					55	A	Villanova	68 76	114	H	South Fla.	53 63	
6	H	UConn	67 88					58	A	Penn	62 71	117	A	Houston	65 78	
17	A	South Carolina	60 88					65	A	Cincinnati	52 72	117	H	Houston	76 65	
18	A	UCF	54 62					65	H	Cincinnati	78 70	121	A	Marist	68 74	
23	A	DePaul	88 102					77	N	Radford	50 56	138	A	Duquesne	53 54	
25	A	Miami (FL)	61 73									157	A	Tulsa	75 61	
												157	H	Tulsa	61 64	
												172	H	Tulane	57 66	
												194	H	East Carolina	84 62	
												229	A	SMU	52 53	
												230	A	Memphis	84 53	
												230	N	Memphis	58 59	
												237	A	Ole Miss	55 62	
												238	A	Saint Joseph's	58 52	
												256	A	Wichita St.	65 40	
												256	H	Wichita St.	68 52	
												282	H	La Salle	75 47	
												324	H	Iona	59 39	
												339	H	Delaware St.	75 61	
LAST 12 Division I GAMES:																
230	N	Memphis	58 59	65	H	Cincinnati	78 70									
230	A	Memphis	84 53	6	A	UConn	74 109									
256	H	Wichita St.	68 52	117	H	Houston	76 65									
157	H	Tulsa	61 64	256	A	Wichita St.	65 40									
18	A	UCF	54 62	157	A	Tulsa	75 61									
229	A	SMU	52 53	194	H	East Carolina	84 62									

Non-Div I Games:

Temple



## Tennessee

Through Games Of April 7, 2019

Average RPI Win: 153				Through Games of April 7, 2019						
Average RPI Loss: 53	WON-LOST RECORD	WINNING PCT. RANK	LAST 10 GAMES	STRENGTH OF SCHEDULE	OPP. STRENGTH OF SCHEDULE	TEAM RPI	ADJ. RPI	CONF. RPI	ADJ CONF. RPI	
DIV. I ONLY	19- 13	115	0- 1	41	44	69	69	5	5	
DIV. I NON-CONF.	11- 3	41	0- 1	77	46	39	39	6	6	
TOTALS	RPI 1-25	RPI 26-50	W-L RECORDS	RPI 51-100	RPI 101-999	RPI 150+				
19- 13	0- 7	4- 2	OVERALL	5- 1	10- 3	9- 2				
10- 7	0- 4	1- 1	HOME	2- 1	7- 1	7- 1				
6- 4	0- 2	2- 0	AWAY	1- 0	3- 2	2- 1				
3- 2	0- 1	1- 1	NEUTRAL	2- 0	0- 0	0- 0				
11- 3	0- 2	3- 1	NON-CONFERENCE	1- 0	7- 0	6- 0				
7- 2	0- 2	1- 0	HOME	0- 0	6- 0	6- 0				
2- 0	0- 0	1- 0	AWAY	0- 0	1- 0	0- 0				
2- 1	0- 0	1- 1	NEUTRAL	1- 0	0- 0	0- 0				
8- 10	0- 5	1- 1	CONFERENCE	4- 1	3- 3	3- 2				
3- 5	0- 2	0- 1	HOME	2- 1	1- 1	1- 1				
4- 4	0- 2	1- 0	AWAY	1- 0	2- 2	2- 1				
1- 1	0- 1	0- 0	NEUTRAL	1- 0	0- 0	0- 0				

RPI 1-25				RPI 26-50				RPI 51-100				Team's RPI: 69		RPI 101+			
RPI	S	Opponent	Score	RPI	S	Opponent	Score	RPI	S	Opponent	Score			RPI	S	Opponent	Score
2	H	Notre Dame	62 77	28	N	UCLA	77 89	56	A	Auburn	78 69			115	A	Georgia	62 66
4	H	Stanford	85 95	29	A	Missouri	62 60	56	H	Auburn	73 62			143	A	Oklahoma St.	76 63
8	A	Mississippi St.	63 91	29	H	Missouri	64 66	68	H	Arkansas	79 80			159	A	Alabama	65 86
8	N	Mississippi St.	68 83	33	A	Texas	88 82	91	N	UAB	73 69			184	H	UNC Asheville	73 46
15	A	Texas A&M	62 79	45	N	Clemson	78 66	93	H	LSU	74 65			210	A	Vanderbilt	82 65
17	H	South Carolina	67 82	49	H	Belmont	84 76	93	N	LSU	69 66			210	H	Vanderbilt	69 76
22	H	Kentucky	71 73											213	H	Stetson	65 55
														214	H	Florida	67 50
														237	A	Ole Miss	81 56
														242	H	ETSU	80 61
														262	H	Murray St.	98 77
														315	H	Presbyterian	97 49
														346	H	Florida A&M	96 31
LAST 12 Division I GAMES:																	
				28	N	UCLA	77 89	17	H	South Carolina	67 82						
				93	N	LSU	69 66	15	A	Texas A&M	62 79						
				8	N	Mississippi St.	68 83	29	A	Missouri	62 60						
				91	N	UAB	73 69	56	H	Auburn	73 62						
				237	A	Ole Miss	81 56	8	A	Mississippi St.	63 91						
				210	H	Vanderbilt	69 76	210	A	Vanderbilt	82 65						

Non-Div I Games:

Tennessee

■ Loss, 
■ Non-Conf, 
■ S Site, 
■ H Home 
■ A Away 
N Neutral



## Tennessee St.

Through Games Of April 7, 2019

Average RPI Win:	293	WON-LOST	WINNING	LAST 10	STRENGTH OF	OPP. STRENGTH	TEAM	ADJ.	CONF.	ADJ CONF.
Average RPI Loss:	156	RECORD	PCT. RANK	GAMES	SCHEDULE	OF SCHEDULE	RPI	RPI	RPI	RPI
DIV. I ONLY	5- 25	331	0- 1	195	193	303	303	21	21	
DIV. I NON-CONF.	0- 12	336	0- 0	211	73	335	335	22	22	
TOTALS	RPI 1-25	RPI 26-50	W-L RECORDS	RPI 51-100	RPI 101-999	RPI 150+				
5- 25	0- 2	0- 2	OVERALL	0- 3	5- 18	5- 11				
3- 7	0- 0	0- 1	HOME	0- 1	3- 5	3- 2				
2- 15	0- 2	0- 1	AWAY	0- 1	2- 11	2- 8				
0- 3	0- 0	0- 0	NEUTRAL	0- 1	0- 2	0- 1				
0- 12	0- 2	0- 0	NON-CONFERENCE	0- 3	0- 7	0- 6				
0- 1	0- 0	0- 0	HOME	0- 1	0- 0	0- 0				
0- 8	0- 2	0- 0	AWAY	0- 1	0- 5	0- 5				
0- 3	0- 0	0- 0	NEUTRAL	0- 1	0- 2	0- 1				
5- 13	0- 0	0- 2	CONFERENCE	0- 0	5- 11	5- 5				
3- 6	0- 0	0- 1	HOME	0- 0	3- 5	3- 2				
2- 7	0- 0	0- 1	AWAY	0- 0	2- 6	2- 3				
0- 0	0- 0	0- 0	NEUTRAL	0- 0	0- 0	0- 0				

RPI 1-25				RPI 26-50				RPI 51-100				RPI 101+ Team's RPI: 303			
RPI	S	Opponent	Score	RPI	S	Opponent	Score	RPI	S	Opponent	Score	RPI	S	Opponent	Score
5	A	Louisville	52 107	49	A	Belmont	46 80	68	N	Arkansas	55 79	112	A	UT Martin	60 83
23	A	DePaul	73 95	49	H	Belmont	65 89	89	H	South Alabama	56 78	112	H	UT Martin	61 73
								100	A	Troy	67 92	125	A	Morehead St.	55 71
												125	H	Morehead St.	62 85
												128	N	Pittsburgh	56 78
												146	A	Tennessee Tech	65 76
												146	H	Tennessee Tech	59 69
												185	N	Wisconsin	53 58
												202	A	Marshall	59 80
												210	A	Vanderbilt	63 89
												216	A	Jacksonville St.	73 76
												216	H	Jacksonville St.	52 62
												222	A	Ball St.	51 90
												235	H	SIUE	55 66
												243	A	Southeast Mo. St.	57 81
												243	H	Southeast Mo. St.	62 59
												261	A	Austin Peay	47 74
												262	A	Murray St.	65 61
												294	H	Eastern Ill.	70 66
												301	A	Alabama A&M	57 67
												330	A	Lipscomb	62 64
												333	A	Eastern Ky.	57 31
												333	H	Eastern Ky.	60 38
LAST 12 Division I GAMES:															
112	A	UT Martin	60 83	333	A	Eastern Ky.	57 31	125	A	Morehead St.	55 71				
243	A	Southeast Mo. St.	57 81	243	H	Southeast Mo. St.	62 59	112	H	UT Martin	61 73				
294	H	Eastern Ill.	70 66	262	A	Murray St.	65 61	261	A	Austin Peay	47 74				
235	H	SIUE	55 66												
216	A	Jacksonville St.	73 76												
49	H	Belmont	65 89												

Non-Div I Games:

Tennessee St.

■ Loss, 
 ■ Non-Conf, 
 ■ S Site, 
 ■ Home 
 ■ A Away 
 N Neutral



## Tennessee Tech

Through Games Of April 7, 2019

Average RPI Win:	242	WON-LOST	WINNING	LAST 10	STRENGTH OF	OPP. STRENGTH	TEAM	ADJ.	CONF.	ADJ CONF.
Average RPI Loss:	150	RECORD	PCT. RANK	GAMES	SCHEDULE	OF SCHEDULE	RPI	RPI	RPI	RPI
DIV. I ONLY	20- 11	92	0- 1	268	254	146	146	21	21	
DIV. I NON-CONF.	7- 4	104	0- 1	264	240	140	140	22	22	
TOTALS	RPI 1-25	RPI 26-50	W-L RECORDS	RPI 51-100	RPI 101-999	RPI 150+				
20- 11	0- 0	1- 2	OVERALL	1- 1	18- 8	17- 5				
10- 3	0- 0	0- 1	HOME	1- 0	9- 2	9- 1				
9- 6	0- 0	1- 0	AWAY	0- 1	8- 5	7- 4				
1- 2	0- 0	0- 1	NEUTRAL	0- 0	1- 1	1- 0				
7- 4	0- 0	0- 0	NON-CONFERENCE	1- 1	6- 3	6- 2				
4- 0	0- 0	0- 0	HOME	1- 0	3- 0	3- 0				
3- 3	0- 0	0- 0	AWAY	0- 1	3- 2	3- 2				
0- 1	0- 0	0- 0	NEUTRAL	0- 0	0- 1	0- 0				
13- 7	0- 0	1- 2	CONFERENCE	0- 0	12- 5	11- 3				
6- 3	0- 0	0- 1	HOME	0- 0	6- 2	6- 1				
6- 3	0- 0	1- 0	AWAY	0- 0	5- 3	4- 2				
1- 1	0- 0	0- 1	NEUTRAL	0- 0	1- 0	1- 0				

RPI S	Opponent	Score	RPI S	Opponent	Score	RPI S	Opponent	Score	RPI S	Opponent	Score	Team's RPI: 146
49	A Belmont	77 72	49	H Belmont	67 99	60	H Middle Tenn.	68 64	110	N Old Dominion	73 80	
49	N Belmont	48 62	49	N Belmont	48 62	68	A Arkansas	42 65	112	A UT Martin	80 76	
									125	A Morehead St.	56 77	
									125	H Morehead St.	70 73	
									168	H Akron	73 59	
									179	A Campbell	62 70	
									184	H UNC Asheville	60 53	
									211	A Xavier	60 70	
									216	A Jacksonville St.	66 49	
									216	H Jacksonville St.	62 59	
									235	A SIUE	61 63	
									235	H SIUE	79 55	
									243	A Southeast Mo. St.	53 62	
									256	A Wichita St.	55 45	
									261	H Austin Peay	65 72	
									261	N Austin Peay	68 57	
									262	H Murray St.	74 65	
									280	A Charleston So.	77 55	
									294	A Eastern Ill.	68 51	
									294	H Eastern Ill.	99 88	
									303	A Tennessee St.	69 59	
									303	H Tennessee St.	76 65	
									330	A Lipscomb	67 52	
									333	A Eastern Ky.	81 68	
									333	H Eastern Ky.	77 57	
									342	H Western Caro.	77 58	
LAST 12 Division I GAMES:												
179	A Campbell	62 70	125	H Morehead St.	70 73							
168	H Akron	73 59	333	H Eastern Ky.	77 57							
261	N Austin Peay	68 57	49	H Belmont	67 99							
49	N Belmont	48 62	216	H Jacksonville St.	62 59							
294	A Eastern Ill.	68 51	112	A UT Martin	80 76							
235	A SIUE	61 63	243	A Southeast Mo. St.	53 62							

Non-Div I Games: Tenn. Wesleyan 100 58 Cumberland (TN) 88 55

Tennessee Tech

Loss, Non-Conf, S Site, H Home A Away N Neutral



Average RPI Win:	141	WON-LOST	WINNING	LAST 10	STRENGTH OF	OPP. STRENGTH	TEAM	ADJ.	CONF.	ADJ CONF.
Average RPI Loss:	30	RECORD	PCT. RANK	GAMES	SCHEDULE	OF SCHEDULE	RPI	RPI	RPI	RPI
DIV. I ONLY	23- 10	58	0- 1	28	36	33	33	3	3	
DIV. I NON-CONF.	10- 3	48	0- 1	92	143	58	58	3	3	
TOTALS	RPI 1-25	RPI 26-50	W-L RECORDS	RPI 51-100	RPI 101-999	RPI 150+				
23- 10	1- 5	5- 3	OVERALL	2- 2	15- 0	8- 0				
10- 6	0- 3	1- 1	HOME	0- 2	9- 0	5- 0				
9- 2	1- 1	1- 1	AWAY	1- 0	6- 0	3- 0				
4- 2	0- 1	3- 1	NEUTRAL	1- 0	0- 0	0- 0				
10- 3	0- 1	2- 1	NON-CONFERENCE	1- 1	7- 0	6- 0				
5- 2	0- 1	0- 0	HOME	0- 1	5- 0	4- 0				
2- 0	0- 0	0- 0	AWAY	0- 0	2- 0	2- 0				
3- 1	0- 0	2- 1	NEUTRAL	1- 0	0- 0	0- 0				
13- 7	1- 4	3- 2	CONFERENCE	1- 1	8- 0	2- 0				
5- 4	0- 2	1- 1	HOME	0- 1	4- 0	1- 0				
7- 2	1- 1	1- 1	AWAY	1- 0	4- 0	1- 0				
1- 1	0- 1	1- 0	NEUTRAL	0- 0	0- 0	0- 0				

RPI	S	Opponent	Score	RPI	S	Opponent	Score	Team's RPI: 33	RPI	S	Opponent	Score	RPI	S	Opponent	Score
1	A	Baylor	35 64	36	A	Kansas St.	69 87		69	H	Tennessee	82 88	137	A	Texas Tech	78 71
1	H	Baylor	68 74	36	H	Kansas St.	60 69		83	A	West Virginia	70 58	137	H	Texas Tech	81 57
8	H	Mississippi St.	49 67	41	N	Indiana	65 69		83	H	West Virginia	58 64	138	H	Duquesne	78 41
12	A	Iowa St.	64 62	42	N	Michigan	69 52		87	N	Fordham	72 54	143	A	Oklahoma St.	61 55
12	H	Iowa St.	73 82	44	N	Quinnipiac	56 55						143	H	Oklahoma St.	60 51
12	N	Iowa St.	69 75	47	A	TCU	62 48						148	A	Kansas	91 73
				47	H	TCU	73 67						148	H	Kansas	62 43
				47	N	TCU	66 64						154	A	Oklahoma	76 67
													154	H	Oklahoma	73 63
													160	A	North Texas	64 54
													213	H	Stetson	65 46
													218	A	UTRGV	81 66
													302	H	UTSA	98 54
													314	H	McNeese	96 40
													321	H	Northwestern St.	104 66
LAST 12 Division I GAMES:																
41	N	Indiana	65 69	12	H	Iowa St.	73 82									
12	N	Iowa St.	69 75	1	A	Baylor	35 64									
47	N	TCU	66 64	137	H	Texas Tech	81 57									
87	N	Fordham	72 54	36	H	Kansas St.	60 69									
42	N	Michigan	69 52	143	A	Oklahoma St.	61 55									
47	A	TCU	62 48	148	A	Kansas	91 73									

Non-Div I Games:

Texas

■ Loss, 
■ Non-Conf, 
■ S Site, 
■ Home 
■ A Away 
N Neutral



Average RPI Win:	122	WON-LOST	WINNING	LAST 10	STRENGTH OF	OPP. STRENGTH	TEAM	ADJ.	CONF.	ADJ CONF.
Average RPI Loss:	38	RECORD	PCT. RANK	GAMES	SCHEDULE	OF SCHEDULE	RPI	RPI	RPI	RPI
DIV. I ONLY	26- 8	33	0- 1	21	50	15	15	5	5	
DIV. I NON-CONF.	13- 3	37	0- 1	20	48	13	13	6	6	
TOTALS	RPI 1-25	RPI 26-50	W-L RECORDS	RPI 51-100	RPI 101-999	RPI 150+				
26- 8	4- 4	1- 1	OVERALL	8- 3	13- 0	11- 0				
15- 3	2- 2	1- 0	HOME	5- 1	7- 0	7- 0				
8- 3	1- 1	0- 1	AWAY	2- 1	5- 0	3- 0				
3- 2	1- 1	0- 0	NEUTRAL	1- 1	1- 0	1- 0				
13- 3	2- 2	1- 0	NON-CONFERENCE	3- 1	7- 0	6- 0				
9- 1	1- 0	1- 0	HOME	2- 1	5- 0	5- 0				
2- 1	0- 1	0- 0	AWAY	1- 0	1- 0	0- 0				
2- 1	1- 1	0- 0	NEUTRAL	0- 0	1- 0	1- 0				
13- 5	2- 2	0- 1	CONFERENCE	5- 2	6- 0	5- 0				
6- 2	1- 2	0- 0	HOME	3- 0	2- 0	2- 0				
6- 2	1- 0	0- 1	AWAY	1- 1	4- 0	3- 0				
1- 1	0- 0	0- 0	NEUTRAL	1- 1	0- 0	0- 0				

RPI	S	Opponent	Score
2	N	Notre Dame	80 87
8	H	Mississippi St.	64 92
10	H	Marquette	78 76
11	A	Syracuse	65 75
17	H	South Carolina	57 60
19	N	Oregon St.	76 70
22	A	Kentucky	62 55
22	H	Kentucky	73 71

RPI	S	Opponent	Score
29	A	Missouri	65 70
30	H	Rice	65 54

RPI	S	Opponent	Score
51	H	Southern California	71 51
56	A	Auburn	69 67
56	N	Auburn	64 62
61	A	Little Rock	61 40
64	H	Wright St.	84 61
68	H	Arkansas	66 53
68	N	Arkansas	51 58
69	H	Tennessee	79 62
78	H	Lamar University	68 74
93	A	LSU	52 63
93	H	LSU	59 55

RPI	S	Opponent	Score
115	A	Georgia	76 66
117	A	Houston	68 52
159	H	Alabama	70 43
169	N	UC Riverside	70 63
191	H	Prairie View	70 57
196	H	Arkansas St.	97 56
210	A	Vanderbilt	50 43
210	H	Vanderbilt	69 53
214	A	Florida	80 62
218	H	UTRGV	84 61
232	H	Jacksonville	73 53
237	A	Ole Miss	72 60
278	H	Central Ark.	84 27

## LAST 12 Division I GAMES:

2	N	Notre Dame	80 87	22	A	Kentucky	62 55
10	H	Marquette	78 76	214	A	Florida	80 62
64	H	Wright St.	84 61	69	H	Tennessee	79 62
56	N	Auburn	64 62	8	H	Mississippi St.	64 92
68	N	Arkansas	51 58	93	H	LSU	59 55
68	H	Arkansas	66 53	29	A	Missouri	65 70

Non-Div I Games:

Texas A&amp;M



## Texas Southern

Through Games Of April 7, 2019

Average RPI Win:	290	WON-LOST	WINNING	LAST 10	STRENGTH OF	OPP. STRENGTH	TEAM	ADJ.	CONF.	ADJ CONF.
Average RPI Loss:	168	RECORD	PCT. RANK	GAMES	SCHEDULE	OF SCHEDULE	RPI	RPI	RPI	RPI
DIV. I ONLY	13- 15	197	0- 1	296	335	228	228	29	29	
DIV. I NON-CONF.	2- 7	288	0- 0	66	271	171	171	28	28	
TOTALS	RPI 1-25	RPI 26-50	W-L RECORDS	RPI 51-100	RPI 101-999	RPI 150+				
13- 15	0- 0	0- 2	OVERALL	0- 1	13- 12	13- 8				
6- 3	0- 0	0- 0	HOME	0- 0	6- 3	6- 2				
7- 10	0- 0	0- 2	AWAY	0- 1	7- 7	7- 5				
0- 2	0- 0	0- 0	NEUTRAL	0- 0	0- 2	0- 1				
2- 7	0- 0	0- 2	NON-CONFERENCE	0- 1	2- 4	2- 2				
0- 0	0- 0	0- 0	HOME	0- 0	0- 0	0- 0				
2- 5	0- 0	0- 2	AWAY	0- 1	2- 2	2- 1				
0- 2	0- 0	0- 0	NEUTRAL	0- 0	0- 2	0- 1				
11- 8	0- 0	0- 0	CONFERENCE	0- 0	11- 8	11- 6				
6- 3	0- 0	0- 0	HOME	0- 0	6- 3	6- 2				
5- 5	0- 0	0- 0	AWAY	0- 0	5- 5	5- 4				
0- 0	0- 0	0- 0	NEUTRAL	0- 0	0- 0	0- 0				

RPI S	Opponent	Score	RPI S	Opponent	Score	RPI S	Opponent	Score	RPI S	Opponent	Score	Team's RPI: 228
30	A Rice	71 76	84	A SFA	55 74	120	N Abilene Christian	39 81				
38	A Michigan St.	45 91				137	A Texas Tech	55 75				
						144	A Southern U.	61 63				
						144	H Southern U.	49 60				
						171	N Nicholls St.	57 58				
						172	A Tulane	56 62				
						191	A Prairie View	52 44				
						191	H Prairie View	73 67				
						206	A Grambling	61 72				
						206	A Grambling	55 72				
						206	H Grambling	67 75				
						218	A UTRGV	69 55				
						244	A Jackson St.	64 73				
						244	H Jackson St.	76 67				
						268	A Alabama St.	51 44				
						268	H Alabama St.	51 58				
						301	A Alabama A&M	56 45				
						301	H Alabama A&M	53 45				
						329	A Mississippi Val.	68 50				
						329	H Mississippi Val.	73 45				
						345	A Savannah St.	65 41				
						349	A Ark.-Pine Bluff	59 58				
						349	H Ark.-Pine Bluff	62 49				
						350	A Alcorn	52 53				
						350	H Alcorn	66 51				
LAST 12 Division I GAMES:												
206	A Grambling	61 72	349	H Ark.-Pine Bluff	62 49							
144	H Southern U.	49 60	244	A Jackson St.	64 73							
350	H Alcorn	66 51	206	A Grambling	55 72							
301	A Alabama A&M	56 45	191	H Prairie View	73 67							
268	A Alabama St.	51 44	301	H Alabama A&M	53 45							
329	H Mississippi Val.	73 45	268	H Alabama St.	51 58							

Non-Div I Games: Huston-Tillotson 72 36 Paul Quinn 83 54

Texas Southern

Loss, Non-Conf, S Site, H Home A Away N Neutral



Average RPI Win:	203	WON-LOST	WINNING	LAST 10	STRENGTH OF	OPP. STRENGTH	TEAM	ADJ.	CONF.	ADJ CONF.
Average RPI Loss:	120	RECORD	PCT. RANK	GAMES	SCHEDULE	OF SCHEDULE	RPI	RPI	RPI	RPI
DIV. I ONLY	12- 17	222	0- 1	104	137	163	163	12	12	
DIV. I NON-CONF.	3- 7	255	0- 0	122	165	198	198	13	13	
TOTALS	RPI 1-25	RPI 26-50	W-L RECORDS	RPI 51-100	RPI 101-999	RPI 150+				
12- 17	0- 0	0- 1	OVERALL	2- 7	10- 9	9- 4				
5- 7	0- 0	0- 0	HOME	2- 2	3- 5	3- 2				
7- 8	0- 0	0- 1	AWAY	0- 3	7- 4	6- 2				
0- 2	0- 0	0- 0	NEUTRAL	0- 2	0- 0	0- 0				
3- 7	0- 0	0- 1	NON-CONFERENCE	0- 2	3- 4	3- 2				
1- 2	0- 0	0- 0	HOME	0- 0	1- 2	1- 1				
2- 4	0- 0	0- 1	AWAY	0- 1	2- 2	2- 1				
0- 1	0- 0	0- 0	NEUTRAL	0- 1	0- 0	0- 0				
9- 10	0- 0	0- 0	CONFERENCE	2- 5	7- 5	6- 2				
4- 5	0- 0	0- 0	HOME	2- 2	2- 3	2- 1				
5- 4	0- 0	0- 0	AWAY	0- 2	5- 2	4- 1				
0- 1	0- 0	0- 0	NEUTRAL	0- 1	0- 0	0- 0				

RPI S	Opponent	Score	RPI S	Opponent	Score	RPI S	Opponent	Score	RPI S	Opponent	Score	Team's RPI: 163
29	A Missouri	50 69	61	A Little Rock	47 62	118	A Appalachian St.	56 77				
			61	H Little Rock	50 48	118	H Appalachian St.	49 62				
			63	N Saint Mary's (CA)	62 89	143	A Oklahoma St.	55 66				
			72	A UT Arlington	53 68	145	A Georgia St.	69 60				
			72	H UT Arlington	41 44	145	H Georgia St.	34 57				
			76	A New Mexico	51 82	150	H Montana St.	59 67				
			89	H South Alabama	77 45	158	H Oral Roberts	64 81				
			89	N South Alabama	67 68	171	H Nicholls St.	72 67				
			100	H Troy	63 82	172	A Tulane	61 67				
						182	A Coastal Caro.	70 77				
						182	H Coastal Caro.	73 58				
						196	A Arkansas St.	85 62				
						196	H Arkansas St.	68 54				
						239	A A&M-Corpus Christi	60 53				
						269	A Louisiana	71 65				
						285	A Ga. Southern	64 52				
						285	H Ga. Southern	55 65				
						300	A La.-Monroe	62 51				
						302	A UTSA	68 60				
LAST 12 Division I GAMES:												
89	N South Alabama	67 68	100	H Troy	63 82							
172	A Tulane	61 67	269	A Louisiana	71 65							
150	H Montana St.	59 67	300	A La.-Monroe	62 51							
171	H Nicholls St.	72 67	61	H Little Rock	50 48							
72	H UT Arlington	41 44	196	H Arkansas St.	68 54							
89	H South Alabama	77 45	182	A Coastal Caro.	70 77							

Non-Div I Games: UNKNOWN 92 39 Tex. A&amp;M Int'l 89 25

Texas St.

Loss, Non-Conf, S Site, H Home A Away N Neutral



Average RPI Win:	190	WON-LOST	WINNING	LAST 10	STRENGTH OF	OPP. STRENGTH	TEAM	ADJ.	CONF.	ADJ CONF.
Average RPI Loss:	60	RECORD	PCT. RANK	GAMES	SCHEDULE	OF SCHEDULE	RPI	RPI	RPI	RPI
DIV. I ONLY	14- 17	203	1- 0	57	53	137	137	3	3	
DIV. I NON-CONF.	9- 2	33	0- 0	218	309	101	101	3	3	
TOTALS	RPI 1-25	RPI 26-50	W-L RECORDS	RPI 51-100	RPI 101-999	RPI 150+				
14- 17	0- 5	0- 6	OVERALL	1- 3	13- 3	8- 2				
11- 7	0- 2	0- 3	HOME	1- 2	10- 0	6- 0				
2- 9	0- 2	0- 3	AWAY	0- 1	2- 3	1- 2				
1- 1	0- 1	0- 0	NEUTRAL	0- 0	1- 0	1- 0				
9- 2	0- 0	0- 0	NON-CONFERENCE	1- 1	8- 1	6- 1				
8- 1	0- 0	0- 0	HOME	1- 1	7- 0	5- 0				
1- 1	0- 0	0- 0	AWAY	0- 0	1- 1	1- 1				
0- 0	0- 0	0- 0	NEUTRAL	0- 0	0- 0	0- 0				
5- 15	0- 5	0- 6	CONFERENCE	0- 2	5- 2	2- 1				
3- 6	0- 2	0- 3	HOME	0- 1	3- 0	1- 0				
1- 8	0- 2	0- 3	AWAY	0- 1	1- 2	0- 1				
1- 1	0- 1	0- 0	NEUTRAL	0- 0	1- 0	1- 0				

RPI 1-25				RPI 26-50				RPI 51-100				RPI 101+ Team's RPI: 137			
RPI	S	Opponent	Score	RPI	S	Opponent	Score	RPI	S	Opponent	Score	RPI	S	Opponent	Score
1	A	Baylor	37 96	33	A	Texas	57 81	80	H	Idaho	77 88	120	H	Abilene Christian	105 54
1	H	Baylor	56 73	33	H	Texas	71 78	83	A	West Virginia	65 68	143	A	Oklahoma St.	57 65
1	N	Baylor	61 100	36	A	Kansas St.	67 75	83	H	West Virginia	72 75	143	H	Oklahoma St.	90 78
12	A	Iowa St.	66 105	36	H	Kansas St.	62 66	84	H	SFA	77 69	144	H	Southern U.	76 58
12	H	Iowa St.	62 64	47	A	TCU	70 78					148	A	Kansas	75 71
				47	H	TCU	63 70					148	H	Kansas	69 66
LAST 12 Division I GAMES:															
154	N	Oklahoma	104 84	148	A	Kansas	75 71					154	A	Oklahoma	61 66
1	N	Baylor	61 100	83	H	West Virginia	72 75					154	H	Oklahoma	88 82
154	H	Oklahoma	88 82	143	H	Oklahoma St.	90 78					154	N	Oklahoma	104 84
36	A	Kansas St.	67 75	47	H	TCU	63 70					214	A	Florida	67 72
12	H	Iowa St.	62 64	1	A	Baylor	37 96					216	H	Jacksonville St.	71 58
33	A	Texas	57 81	12	A	Iowa St.	66 105					228	H	Texas Southern	75 55
												239	H	A&M-Corpus Christi	78 61
												246	A	Nevada	86 67
												300	H	La.-Monroe	86 42
												332	H	Houston Baptist	82 76

Non-Div I Games:

Texas Tech

■ Loss, 
 ■ Non-Conf, 
 ■ S Site, 
 ■ Home 
 ■ A Away 
 N Neutral



## Toledo

Through Games Of April 7, 2019

Average RPI Win:	200	WON-LOST	WINNING	LAST 10	STRENGTH OF	OPP. STRENGTH	TEAM	ADJ.	CONF.	ADJ CONF.
Average RPI Loss:	73	RECORD	PCT. RANK	GAMES	SCHEDULE	OF SCHEDULE	RPI	RPI	RPI	RPI
DIV. I ONLY	21- 12	93	0- 1	120	102	99	99	8	8	
DIV. I NON-CONF.	9- 4	74	0- 1	159	167	93	93	9	9	
TOTALS	RPI 1-25	RPI 26-50	W-L RECORDS	RPI 51-100	RPI 101-999	RPI 150+				
21- 12	0- 1	3- 2	OVERALL	0- 6	18- 3	14- 1				
13- 4	0- 1	2- 0	HOME	0- 3	11- 0	7- 0				
8- 7	0- 0	1- 2	AWAY	0- 2	7- 3	7- 1				
0- 1	0- 0	0- 0	NEUTRAL	0- 1	0- 0	0- 0				
9- 4	0- 1	1- 0	NON-CONFERENCE	0- 2	8- 1	5- 0				
5- 2	0- 1	0- 0	HOME	0- 1	5- 0	2- 0				
4- 2	0- 0	1- 0	AWAY	0- 1	3- 1	3- 0				
0- 0	0- 0	0- 0	NEUTRAL	0- 0	0- 0	0- 0				
12- 8	0- 0	2- 2	CONFERENCE	0- 4	10- 2	9- 1				
8- 2	0- 0	2- 0	HOME	0- 2	6- 0	5- 0				
4- 5	0- 0	0- 2	AWAY	0- 1	4- 2	4- 1				
0- 1	0- 0	0- 0	NEUTRAL	0- 1	0- 0	0- 0				

RPI 1-25				RPI 26-50				RPI 51-100 Team's RPI: 99				RPI 101+			
RPI	S	Opponent	Score	RPI	S	Opponent	Score	RPI	S	Opponent	Score	RPI	S	Opponent	Score
2	H	Notre Dame	56 72	26	A	Buffalo	63 73	57	A	Maine	59 73	122	A	Dayton	49 70
				31	H	Ohio	76 50	59	A	Miami (OH)	64 65	132	A	Northern Ill.	52 54
				35	A	Central Mich.	45 78	59	H	Miami (OH)	56 65	132	H	Northern Ill.	64 53
				35	H	Central Mich.	62 59	59	N	Miami (OH)	54 72	138	H	Duquesne	65 52
				49	A	Belmont	78 69	74	H	Northwestern	47 54	139	H	Seton Hall	71 65
								81	H	Kent St.	47 58	140	H	Stony Brook	80 48
												168	A	Akron	64 70
												201	A	Eastern Mich.	70 67
												201	H	Eastern Mich.	63 43
												222	A	Ball St.	63 62
												222	H	Ball St.	65 58
												222	H	Ball St.	67 63
												223	A	Bowling Green	79 65
												223	H	Bowling Green	76 56
												230	A	Memphis	58 48
												274	A	Western Mich.	80 57
												274	H	Western Mich.	73 63
												287	A	Cleveland St.	65 60
												304	A	Valparaiso	65 59
												324	H	Iona	84 38
												337	H	Detroit Mercy	77 60
LAST 12 Division I GAMES:															
				74	H	Northwestern	47 54	132	H	Northern Ill.	64 53				
				139	H	Seton Hall	71 65	274	H	Western Mich.	73 63				
				222	H	Ball St.	67 63	222	A	Ball St.	63 62				
				59	N	Miami (OH)	54 72	59	H	Miami (OH)	56 65				
				35	A	Central Mich.	45 78	132	A	Northern Ill.	52 54				
				201	A	Eastern Mich.	70 67	31	H	Ohio	76 50				

Non-Div I Games:

Toledo

■ Loss, 
 ■ Non-Conf, S Site, 
 ■ Home 
 ■ Away 
 N Neutral



Average RPI Win:	204	WON-LOST	WINNING	LAST 10	STRENGTH OF	OPP. STRENGTH	TEAM	ADJ.	CONF.	ADJ CONF.
Average RPI Loss:	105	RECORD	PCT. RANK	GAMES	SCHEDULE	OF SCHEDULE	RPI	RPI	RPI	RPI
DIV. I ONLY	20- 13	108	0- 1	147	107	105	105	10	10	
DIV. I NON-CONF.	6- 6	152	0- 1	240	114	149	149	10	10	
TOTALS	RPI 1-25	RPI 26-50	W-L RECORDS	RPI 51-100	RPI 101-999	RPI 150+				
20- 13	0- 2	0- 2	OVERALL	2- 2	18- 7	14- 3				
8- 4	0- 0	0- 1	HOME	0- 1	8- 2	6- 1				
10- 9	0- 2	0- 1	AWAY	1- 1	9- 5	7- 2				
2- 0	0- 0	0- 0	NEUTRAL	1- 0	1- 0	1- 0				
6- 6	0- 2	0- 0	NON-CONFERENCE	0- 1	6- 3	6- 2				
3- 0	0- 0	0- 0	HOME	0- 0	3- 0	3- 0				
3- 6	0- 2	0- 0	AWAY	0- 1	3- 3	3- 2				
0- 0	0- 0	0- 0	NEUTRAL	0- 0	0- 0	0- 0				
14- 7	0- 0	0- 2	CONFERENCE	2- 1	12- 4	8- 1				
5- 4	0- 0	0- 1	HOME	0- 1	5- 2	3- 1				
7- 3	0- 0	0- 1	AWAY	1- 0	6- 2	4- 0				
2- 0	0- 0	0- 0	NEUTRAL	1- 0	1- 0	1- 0				

RPI 1-25				RPI 26-50				RPI 51-100				RPI 101+ Team's RPI: 105			
RPI	S	Opponent	Score	RPI	S	Opponent	Score	RPI	S	Opponent	Score	RPI	S	Opponent	Score
6	A	UConn	61 110	37	A	James Madison	59 71	70	A	Drexel	55 54	101	A	Northeastern	68 77
11	A	Syracuse	55 98	37	H	James Madison	56 63	70	H	Drexel	44 77	101	H	Northeastern	88 83
								70	N	Drexel	53 49	126	A	UNCW	73 77
								83	A	West Virginia	43 90	126	H	UNCW	82 61
												142	A	Delaware	59 49
												142	A	Delaware	56 48
												142	H	Delaware	57 70
												149	A	Wake Forest	53 60
												164	A	William & Mary	82 75
												164	H	William & Mary	69 80
												202	A	Marshall	76 69
												209	H	Massachusetts	78 53
												219	A	George Washington	63 76
												220	A	Mt. St. Mary's	78 87
												233	A	Hofstra	68 56
												233	H	Hofstra	92 68
												233	N	Hofstra	69 48
												238	A	Saint Joseph's	73 52
												240	A	Elon	59 50
												240	H	Elon	59 58
												265	H	Loyola Maryland	62 57
												282	H	La Salle	92 68
												296	A	Col. of Charleston	77 61
												296	H	Col. of Charleston	87 61
												305	A	UMBC	71 62
LAST 12 Division I GAMES:															
6	A	UConn	61 110	37	H	James Madison	56 63	240	A	Elon	59 50				
142	A	Delaware	59 49	164	A	William & Mary	82 75	296	H	Col. of Charleston	87 61				
233	N	Hofstra	69 48	70	N	Drexel	53 49	126	H	UNCW	82 61				
70	N	Drexel	53 49	70	H	Drexel	44 77	101	A	Northeastern	68 77				
70	H	Drexel	44 77	142	H	Delaware	57 70								

Non-Div I Games:

Towson

■ Loss, 
 ■ Non-Conf, 
 ■ S Site, 
 ■ H Home 
 ■ A Away 
 N Neutral



Average RPI Win:	215	WON-LOST	WINNING	LAST 10	STRENGTH OF	OPP. STRENGTH	TEAM	ADJ.	CONF.	ADJ CONF.
Average RPI Loss:	86	RECORD	PCT. RANK	GAMES	SCHEDULE	OF SCHEDULE	RPI	RPI	RPI	RPI
DIV. I ONLY	21- 9	56	0- 1	178	153	100	100	12	12	
DIV. I NON-CONF.	8- 3	60	0- 1	275	239	145	145	13	13	
TOTALS	RPI 1-25	RPI 26-50	W-L RECORDS	RPI 51-100	RPI 101-999	RPI 150+				
21- 9	0- 1	0- 0	OVERALL	2- 6	19- 2	17- 0				
11- 3	0- 0	0- 0	HOME	2- 2	9- 1	8- 0				
8- 5	0- 1	0- 0	AWAY	0- 3	8- 1	7- 0				
2- 1	0- 0	0- 0	NEUTRAL	0- 1	2- 0	2- 0				
8- 3	0- 1	0- 0	NON-CONFERENCE	0- 2	8- 0	8- 0				
3- 2	0- 0	0- 0	HOME	0- 2	3- 0	3- 0				
3- 1	0- 1	0- 0	AWAY	0- 0	3- 0	3- 0				
2- 0	0- 0	0- 0	NEUTRAL	0- 0	2- 0	2- 0				
13- 6	0- 0	0- 0	CONFERENCE	2- 4	11- 2	9- 0				
8- 1	0- 0	0- 0	HOME	2- 0	6- 1	5- 0				
5- 4	0- 0	0- 0	AWAY	0- 3	5- 1	4- 0				
0- 1	0- 0	0- 0	NEUTRAL	0- 1	0- 0	0- 0				

RPI 1-25				RPI 26-50				RPI 51-100				Team's RPI: 100		RPI 101+			
RPI	S	Opponent	Score	RPI	S	Opponent	Score	RPI	S	Opponent	Score			RPI	S	Opponent	Score
21	A	Florida St.	67 103					60	H	Middle Tenn.	64 67			118	A	Appalachian St.	83 72
								61	A	Little Rock	72 76			118	H	Appalachian St.	95 66
								61	H	Little Rock	71 66			145	A	Georgia St.	80 84
								72	A	UT Arlington	65 88			145	H	Georgia St.	70 85
								89	A	South Alabama	77 80			163	A	Texas St.	82 63
								89	H	South Alabama	66 58			182	A	Coastal Caro.	82 81
								89	N	South Alabama	74 87			182	H	Coastal Caro.	89 76
								91	H	UAB	89 93			186	N	Sam Houston St.	84 79
														196	A	Arkansas St.	100 89
														196	H	Arkansas St.	87 79
														216	A	Jacksonville St.	89 63
														237	A	Ole Miss	71 54
														242	A	ETSU	84 66
														268	H	Alabama St.	116 46
														269	H	Louisiana	90 64
														285	A	Ga. Southern	97 81
														285	H	Ga. Southern	100 78
														289	H	Samford	72 52
														300	H	La.-Monroe	78 56
														303	H	Tennessee St.	92 67
														329	N	Mississippi Val.	75 54
LAST 12 Division I GAMES:																	
				91	H	UAB	89 93	89	H	South Alabama	66 58						
				89	N	South Alabama	74 87	285	H	Ga. Southern	100 78						
				182	H	Coastal Caro.	89 76	145	H	Georgia St.	70 85						
				118	H	Appalachian St.	95 66	196	A	Arkansas St.	100 89						
				72	A	UT Arlington	65 88	61	A	Little Rock	72 76						
				163	A	Texas St.	82 63	89	A	South Alabama	77 80						

Non-Div I Games: Talladega 91 70

Troy



T  
u  
l  
a  
n  
e

Tulane				Through Games Of April 7, 2019						
Average RPI Win:	186	WON-LOST	WINNING	LAST 10	STRENGTH OF	OPP. STRENGTH	TEAM	ADJ.	CONF.	ADJ CONF.
Average RPI Loss:	128	RECORD	PCT. RANK	GAMES	SCHEDULE	OF SCHEDULE	RPI	RPI	RPI	RPI
DIV. I ONLY	15- 15	165	0- 1	160	93	172	172	9	9	
DIV. I NON-CONF.	10- 3	48	0- 0	236	145	111	111	8	8	
TOTALS	RPI 1-25	RPI 26-50	W-L RECORDS	RPI 51-100	RPI 101-999	RPI 150+				
15- 15	1- 2	1- 1	OVERALL	1- 1	12- 11	11- 6				
8- 7	1- 1	0- 0	HOME	0- 1	7- 5	6- 3				
4- 6	0- 1	0- 0	AWAY	1- 0	3- 5	3- 3				
3- 2	0- 0	1- 1	NEUTRAL	0- 0	2- 1	2- 0				
10- 3	0- 0	1- 1	NON-CONFERENCE	1- 0	8- 2	7- 1				
6- 1	0- 0	0- 0	HOME	0- 0	6- 1	5- 0				
1- 1	0- 0	0- 0	AWAY	1- 0	0- 1	0- 1				
3- 1	0- 0	1- 1	NEUTRAL	0- 0	2- 0	2- 0				
5- 12	1- 2	0- 0	CONFERENCE	0- 1	4- 9	4- 5				
2- 6	1- 1	0- 0	HOME	0- 1	1- 4	1- 3				
3- 5	0- 1	0- 0	AWAY	0- 0	3- 4	3- 2				
0- 1	0- 0	0- 0	NEUTRAL	0- 0	0- 1	0- 0				

RPI 1-25				RPI 26-50				RPI 51-100				RPI 101+ Team's RPI: 172			
RPI	S	Opponent	Score	RPI	S	Opponent	Score	RPI	S	Opponent	Score	RPI	S	Opponent	Score
6	H	UConn	33 75	34	N	California	57 65	65	H	Cincinnati	65 80	110	H	Old Dominion	48 56
18	A	UCF	42 52	35	N	Central Mich.	68 57	93	A	LSU	56 54	114	A	South Fla.	46 73
18	H	UCF	61 59									114	H	South Fla.	45 50
												114	N	South Fla.	52 61
												117	A	Houston	82 83
												133	H	Washington	63 51
												157	A	Tulsa	67 72
												159	A	Alabama	58 69
												163	H	Texas St.	67 61
												166	A	Temple	66 57
												171	H	Nicholls St.	71 46
												194	A	East Carolina	61 63
												194	H	East Carolina	68 57
												197	H	Southern Miss.	71 54
												228	H	Texas Southern	62 56
												229	A	SMU	61 43
												229	H	SMU	60 64
												230	A	Memphis	62 61
												230	H	Memphis	59 65
												256	H	Wichita St.	44 62
												287	N	Cleveland St.	81 72
												307	H	Fla. Atlantic	88 45
												346	N	Florida A&M	78 34
LAST 12 Division I GAMES:															
114	N	South Fla.	52 61	230	H	Memphis	59 65								
163	H	Texas St.	67 61	18	H	UCF	61 59								
65	H	Cincinnati	65 80	157	A	Tulsa	67 72								
18	A	UCF	42 52	114	H	South Fla.	45 50								
229	H	SMU	60 64	194	A	East Carolina	61 63								
117	A	Houston	82 83	230	A	Memphis	62 61								

Non-Div I Games:

Tulane



Average RPI Win:	199	WON-LOST	WINNING	LAST 10	STRENGTH OF	OPP. STRENGTH	TEAM	ADJ.	CONF.	ADJ CONF.
Average RPI Loss:	100	RECORD	PCT. RANK	GAMES	SCHEDULE	OF SCHEDULE	RPI	RPI	RPI	RPI
DIV. I ONLY	13- 18	217	1- 0	85	96	157	157	9	9	
DIV. I NON-CONF.	6- 7	169	0- 0	64	102	128	128	8	8	
TOTALS	RPI 1-25	RPI 26-50	W-L RECORDS	RPI 51-100	RPI 101-999	RPI 150+				
13- 18	0- 4	0- 1	OVERALL	0- 6	13- 7	12- 5				
8- 6	0- 1	0- 0	HOME	0- 3	8- 2	7- 2				
3- 11	0- 2	0- 1	AWAY	0- 3	3- 5	3- 3				
2- 1	0- 1	0- 0	NEUTRAL	0- 0	2- 0	2- 0				
6- 7	0- 1	0- 1	NON-CONFERENCE	0- 4	6- 1	5- 1				
4- 2	0- 0	0- 0	HOME	0- 2	4- 0	3- 0				
1- 5	0- 1	0- 1	AWAY	0- 2	1- 1	1- 1				
1- 0	0- 0	0- 0	NEUTRAL	0- 0	1- 0	1- 0				
7- 11	0- 3	0- 0	CONFERENCE	0- 2	7- 6	7- 4				
4- 4	0- 1	0- 0	HOME	0- 1	4- 2	4- 2				
2- 6	0- 1	0- 0	AWAY	0- 1	2- 4	2- 2				
1- 1	0- 1	0- 0	NEUTRAL	0- 0	1- 0	1- 0				

RPI	S	Opponent	Score	RPI	S	Opponent	Score	RPI	S	Opponent	Score	RPI	S	Opponent	Score	Team's RPI: 157
6	H	UConn	49 68	49	A	Belmont	53 78	61	H	Little Rock	53 63	114	A	South Fla.	48 59	
16	A	Arizona St.	52 70					65	A	Cincinnati	47 74	117	A	Houston	44 76	
18	A	UCF	44 60					65	H	Cincinnati	50 70	120	H	Abilene Christian	75 63	
18	N	UCF	54 66					68	H	Arkansas	59 61	158	A	Oral Roberts	76 68	
								75	A	American	52 68	159	N	Alabama	80 73	
								84	A	SFA	34 76	166	A	Temple	64 61	
												166	H	Temple	61 75	
												172	H	Tulane	72 67	
												183	H	Saint Louis	86 75	
												194	A	East Carolina	75 55	
												194	H	East Carolina	60 64	
												196	A	Arkansas St.	60 73	
												213	H	Stetson	55 54	
												229	H	SMU	49 35	
												230	A	Memphis	56 59	
												230	H	Memphis	46 39	
												256	A	Wichita St.	49 71	
												256	H	Wichita St.	63 49	
												256	N	Wichita St.	61 50	
												257	H	UTEP	66 45	
LAST 12 Division I GAMES:																
256	N	Wichita St.	61 50	6	H	UConn	49 68	65	A	Cincinnati	47 74	114	A	South Fla.	48 59	
18	N	UCF	54 66	172	H	Tulane	72 67	229	H	SMU	49 35	230	A	Memphis	56 59	
16	A	Arizona St.	52 70	256	A	Wichita St.	49 71									
256	A	Wichita St.	49 71	194	H	East Carolina	60 64									
194	H	East Carolina	60 64	166	A	Temple	64 61									

Non-Div I Games:

Tulsa

■ Loss, 
■ Non-Conf, 
■ S Site, 
■ Home 
■ Away 
N Neutral



UAB				STRENGTH OF SCHEDULE	OPP. STRENGTH OF SCHEDULE	TEAM RPI	ADJ. RPI	CONF. RPI	ADJ CONF. RPI
Average RPI Win:	215	WON-LOST RECORD	WINNING PCT. RANK						
Average RPI Loss:	81		LAST 10 GAMES						
DIV. I ONLY	25- 7	26	0- 1	251	143	91	91	13	13
DIV. I NON-CONF.	12- 2	22	0- 1	311	262	106	106	16	16
TOTALS	RPI 1-25	RPI 26-50	W-L RECORDS	RPI 51-100	RPI 101-999	RPI 150+			
25- 7	0- 0	0- 1	OVERALL	4- 4	21- 2	18- 1			
11- 2	0- 0	0- 1	HOME	2- 0	9- 1	8- 1			
11- 3	0- 0	0- 0	AWAY	2- 2	9- 1	8- 0			
3- 2	0- 0	0- 0	NEUTRAL	0- 2	3- 0	2- 0			
12- 2	0- 0	0- 0	NON-CONFERENCE	2- 2	10- 0	9- 0			
5- 0	0- 0	0- 0	HOME	0- 0	5- 0	4- 0			
5- 1	0- 0	0- 0	AWAY	2- 1	3- 0	3- 0			
2- 1	0- 0	0- 0	NEUTRAL	0- 1	2- 0	2- 0			
13- 5	0- 0	0- 1	CONFERENCE	2- 2	11- 2	9- 1			
6- 2	0- 0	0- 1	HOME	2- 0	4- 1	4- 1			
6- 2	0- 0	0- 0	AWAY	0- 1	6- 1	5- 0			
1- 1	0- 0	0- 0	NEUTRAL	0- 1	1- 0	0- 0			

RPI 1-25			RPI 26-50			RPI 51-100			Team's RPI: 91	RPI 101+		
RPI	S	Opponent	Score	RPI	S	Opponent	Score	RPI	S	Opponent	Score	RPI
				30	H	Rice	43 55	60	A	Middle Tenn.	44 60	108
								60	H	Middle Tenn.	77 72	108
								60	N	Middle Tenn.	65 75	110
								62	A	FGCU	62 60	118
								68	A	Arkansas	52 100	154
								69	N	Tennessee	69 73	160
								79	H	Western Ky.	70 63	173
								100	A	Troy	93 89	173
										Louisiana Tech	95 69	173
										Louisiana Tech	68 73	197
										Southern Miss.	71 60	202
										Marshall	77 59	230
										Memphis	85 54	257
										UTEP	74 48	257
										UTEP	68 45	268
										Alabama St.	62 47	289
										Samford	66 41	301
										Alabama A&M	82 47	302
										UTSA	59 42	307
										Fla. Atlantic	89 64	313
										Coppin St.	86 61	314
										McNeese	91 48	319
										FIU	83 59	348
										Chicago St.	90 45	350
										Alcorn	80 53	
LAST 12 Division I GAMES:												
				68	A	Arkansas	52 100	257	H	UTEP	68 45	
				100	A	Troy	93 89	60	H	Middle Tenn.	77 72	
								79	H	Western Ky.	70 63	
								202	H	Marshall	77 59	
								108	A	Charlotte	56 60	
								173	A	Old Dominion	69 61	

Non-Div I Games: Ala.-Huntsville 83 58

UAB

Loss, Non-Conf, S Site, H Home A Away N Neutral



Average RPI Win:	226	WON-LOST	WINNING	LAST 10	STRENGTH OF	OPP. STRENGTH	TEAM	ADJ.	CONF.	ADJ CONF.
Average RPI Loss:	100	RECORD	PCT. RANK	GAMES	SCHEDULE	OF SCHEDULE	RPI	RPI	RPI	RPI
DIV. I ONLY	24- 7	28	0- 1	227	164	71	71	20	20	
DIV. I NON-CONF.	7- 6	143	0- 1	213	42	129	129	20	20	
TOTALS	RPI 1-25	RPI 26-50	W-L RECORDS	RPI 51-100	RPI 101-999	RPI 150+				
24- 7	0- 2	0- 0	OVERALL	1- 1	23- 4	23- 2				
11- 1	0- 0	0- 0	HOME	1- 1	10- 0	10- 0				
10- 6	0- 2	0- 0	AWAY	0- 0	10- 4	10- 2				
3- 0	0- 0	0- 0	NEUTRAL	0- 0	3- 0	3- 0				
7- 6	0- 2	0- 0	NON-CONFERENCE	1- 1	6- 3	6- 1				
3- 1	0- 0	0- 0	HOME	1- 1	2- 0	2- 0				
3- 5	0- 2	0- 0	AWAY	0- 0	3- 3	3- 1				
1- 0	0- 0	0- 0	NEUTRAL	0- 0	1- 0	1- 0				
17- 1	0- 0	0- 0	CONFERENCE	0- 0	17- 1	17- 1				
8- 0	0- 0	0- 0	HOME	0- 0	8- 0	8- 0				
7- 1	0- 0	0- 0	AWAY	0- 0	7- 1	7- 1				
2- 0	0- 0	0- 0	NEUTRAL	0- 0	2- 0	2- 0				

RPI 1-25				RPI 26-50				RPI 51-100 Team's RPI: 71				RPI 101+			
RPI	S	Opponent	Score	RPI	S	Opponent	Score	RPI	S	Opponent	Score	RPI	S	Opponent	Score
4	A	Stanford	54 79					63	H	Saint Mary's (CA)	76 74	104	A	Portland St.	50 65
4	A	Stanford	43 71					97	H	Pacific	80 83	111	A	Loyola Marymount	53 60
												151	A	CSUN	60 49
												151	H	CSUN	70 54
												152	A	Washington St.	75 62
												169	A	UC Riverside	67 59
												169	H	UC Riverside	72 59
												174	A	UC Irvine	63 44
												174	H	UC Irvine	80 57
												174	N	UC Irvine	82 50
												189	A	Hawaii	60 65
												189	H	Hawaii	72 46
												189	N	Hawaii	58 50
												190	A	Montana	56 62
												246	N	Nevada	84 68
												252	A	San Francisco	70 68
												264	A	Cal St. Fullerton	75 39
												264	H	Cal St. Fullerton	75 51
												266	A	Sacramento St.	109 60
												271	A	Long Beach St.	66 49
												271	H	Long Beach St.	70 50
												275	H	Southern Utah	68 45
												291	A	UC Santa Barbara	70 44
												291	H	UC Santa Barbara	80 44
												316	A	Cal Poly	85 61
												316	H	Cal Poly	87 54
LAST 12 Division I GAMES:															
4	A	Stanford	54 79	174	A	UC Irvine	63 44								
174	N	UC Irvine	82 50	271	A	Long Beach St.	66 49								
189	N	Hawaii	58 50	189	H	Hawaii	72 46								
190	A	Montana	56 62	169	H	UC Riverside	72 59								
291	H	UC Santa Barbara	80 44	316	A	Cal Poly	85 61								
316	H	Cal Poly	87 54	291	A	UC Santa Barbara	70 44								

Non-Div I Games: Dominican (CA) 92 42

UC Davis

■ Loss, 
 ■ Non-Conf, 
 ■ S Site, 
 ■ Home 
 ■ A Away 
 N Neutral



RPI	S	Opponent	Score
336	H	Seattle U	76 59

U  
C  
D  
a  
v  
i  
s

U  
C  
D  
a  
v  
i  
s

UC Davis



Average RPI Win:	253	WON-LOST	WINNING	LAST 10	STRENGTH OF	OPP. STRENGTH	TEAM	ADJ.	CONF.	ADJ CONF.
Average RPI Loss:	151	RECORD	PCT. RANK	GAMES	SCHEDULE	OF SCHEDULE	RPI	RPI	RPI	RPI
DIV. I ONLY	19- 11	98	1- 0	308	235	174	174	20	20	
DIV. I NON-CONF.	9- 2	33	0- 0	318	259	137	137	20	20	
TOTALS	RPI 1-25	RPI 26-50	W-L RECORDS	RPI 51-100	RPI 101-999	RPI 150+				
19- 11	0- 1	0- 0	OVERALL	0- 3	19- 7	18- 7				
9- 4	0- 0	0- 0	HOME	0- 1	9- 3	9- 3				
6- 6	0- 1	0- 0	AWAY	0- 1	6- 4	5- 4				
4- 1	0- 0	0- 0	NEUTRAL	0- 1	4- 0	4- 0				
9- 2	0- 1	0- 0	NON-CONFERENCE	0- 0	9- 1	8- 1				
4- 1	0- 0	0- 0	HOME	0- 0	4- 1	4- 1				
3- 1	0- 1	0- 0	AWAY	0- 0	3- 0	2- 0				
2- 0	0- 0	0- 0	NEUTRAL	0- 0	2- 0	2- 0				
10- 9	0- 0	0- 0	CONFERENCE	0- 3	10- 6	10- 6				
5- 3	0- 0	0- 0	HOME	0- 1	5- 2	5- 2				
3- 5	0- 0	0- 0	AWAY	0- 1	3- 4	3- 4				
2- 1	0- 0	0- 0	NEUTRAL	0- 1	2- 0	2- 0				

RPI 1-25				RPI 26-50				RPI 51-100				RPI 101+ Team's RPI: 174			
RPI	S	Opponent	Score	RPI	S	Opponent	Score	RPI	S	Opponent	Score	RPI	S	Opponent	Score
3	A	Oregon	69 115					71	A	UC Davis	57 80	104	A	Portland St.	73 68
								71	H	UC Davis	44 63	151	A	CSUN	58 68
								71	N	UC Davis	50 82	151	H	CSUN	65 61
												151	N	CSUN	59 57
												169	A	UC Riverside	72 88
												169	H	UC Riverside	65 66
												189	A	Hawaii	53 48
												189	H	Hawaii	68 70
												192	A	Portland	84 69
												207	H	San Diego St.	70 78
												208	H	UNLV	57 55
												247	N	Indiana St.	77 61
												264	A	Cal St. Fullerton	58 67
												264	H	Cal St. Fullerton	65 61
												271	A	Long Beach St.	48 46
												271	H	Long Beach St.	65 60
												275	H	Southern Utah	75 58
												276	H	CSU Bakersfield	85 78
												291	A	UC Santa Barbara	52 71
												291	H	UC Santa Barbara	74 68
												291	N	UC Santa Barbara	53 46
												299	A	San Jose St.	74 66
												316	A	Cal Poly	75 59
												316	H	Cal Poly	73 57
												336	H	Seattle U	65 60
												351	N	LIU Brooklyn	84 71
LAST 12 Division I GAMES:															
				291	N	UC Santa Barbara	53 46	264	A	Cal St. Fullerton	58 67				
				151	N	CSUN	59 57	169	H	UC Riverside	65 66				
				71	N	UC Davis	50 82	189	A	Hawaii	53 48				
				271	H	Long Beach St.	65 60	291	A	UC Santa Barbara	52 71				
				151	A	CSUN	58 68	271	A	Long Beach St.	48 46				
				71	H	UC Davis	44 63	264	H	Cal St. Fullerton	65 61				

Non-Div I Games: LIFE Pacific 105 31

UC Irvine

■ Loss, 
 ■ Non-Conf, 
 ■ S Site, 
 ■ Home 
 ■ A Away 
 N Neutral



## UC Riverside

Through Games Of April 7, 2019

Average RPI Win:	237	WON-LOST	WINNING	LAST 10	STRENGTH OF	OPP. STRENGTH	TEAM	ADJ.	CONF.	ADJ CONF.
Average RPI Loss:	148	RECORD	PCT. RANK	GAMES	SCHEDULE	OF SCHEDULE	RPI	RPI	RPI	RPI
DIV. I ONLY	17- 16	164	0- 1	205	213	169	169	20	20	
DIV. I NON-CONF.	6- 9	209	0- 1	139	178	176	176	20	20	
TOTALS	RPI 1-25	RPI 26-50	W-L RECORDS	RPI 51-100	RPI 101-999	RPI 150+				
17- 16	0- 2	0- 1	OVERALL	0- 3	17- 10	16- 9				
8- 4	0- 0	0- 0	HOME	0- 1	8- 3	7- 3				
7- 8	0- 0	0- 1	AWAY	0- 2	7- 5	7- 4				
2- 4	0- 2	0- 0	NEUTRAL	0- 0	2- 2	2- 2				
6- 9	0- 2	0- 1	NON-CONFERENCE	0- 1	6- 5	5- 4				
3- 1	0- 0	0- 0	HOME	0- 0	3- 1	2- 1				
2- 5	0- 0	0- 1	AWAY	0- 1	2- 3	2- 2				
1- 3	0- 2	0- 0	NEUTRAL	0- 0	1- 1	1- 1				
11- 7	0- 0	0- 0	CONFERENCE	0- 2	11- 5	11- 5				
5- 3	0- 0	0- 0	HOME	0- 1	5- 2	5- 2				
5- 3	0- 0	0- 0	AWAY	0- 1	5- 2	5- 2				
1- 1	0- 0	0- 0	NEUTRAL	0- 0	1- 1	1- 1				

RPI S	Opponent	Score	RPI S	Opponent	Score	RPI S	Opponent	Score	RPI S	Opponent	Score	Team's RPI: 169
3 N	Oregon	44 94	27 A	BYU	70 72	51 A	Southern California	55 73	124 H	New Mexico St.	65 64	
15 N	Texas A&M	63 70				71 A	UC Davis	59 72	143 A	Oklahoma St.	51 76	
						71 H	UC Davis	59 67	151 A	CSUN	56 69	
									151 H	CSUN	63 51	
									174 A	UC Irvine	66 65	
									174 H	UC Irvine	88 72	
									177 H	Utah St.	60 68	
									182 H	Coastal Caro.	62 43	
									187 N	Eastern Wash.	57 45	
									189 A	Hawaii	60 55	
									189 H	Hawaii	44 51	
									189 N	Hawaii	58 66	
									204 N	Milwaukee	54 56	
									225 A	California Baptist	57 65	
									264 A	Cal St. Fullerton	75 67	
									264 H	Cal St. Fullerton	62 59	
									271 A	Long Beach St.	73 59	
									271 H	Long Beach St.	45 63	
									271 N	Long Beach St.	67 50	
									275 H	Southern Utah	56 50	
									276 A	CSU Bakersfield	79 67	
									291 A	UC Santa Barbara	44 61	
									291 H	UC Santa Barbara	73 60	
									295 A	Utah Valley	53 56	
									312 A	Weber St.	71 39	
									316 A	Cal Poly	75 68	
LAST 12 Division I GAMES:												
177 H	Utah St.	60 68	291 A	UC Santa Barbara	44 61							
271 N	Long Beach St.	67 50	151 H	CSUN	63 51							
189 N	Hawaii	58 66	174 A	UC Irvine	66 65							
275 H	Southern Utah	56 50	316 A	Cal Poly	75 68							
264 A	Cal St. Fullerton	75 67	316 H	Cal Poly	80 66							
189 H	Hawaii	44 51	71 A	UC Davis	59 72							

Non-Div I Games:

UC Riverside

■ Loss, 
■ Non-Conf, 
■ S Site, 
■ Home 
■ Away 
N Neutral



RPI	S	Opponent	Score
316	H	Cal Poly	80 66

U  
C  
R  
i  
v  
e  
r  
s  
i  
d  
e

U  
C  
R  
i  
v  
e  
r  
s  
i  
d  
e

UC Riverside



Average RPI Win:	230	WON-LOST	WINNING	LAST 10	STRENGTH OF	OPP. STRENGTH	TEAM	ADJ.	CONF.	ADJ CONF.
Average RPI Loss:	172	RECORD	PCT. RANK	GAMES	SCHEDULE	OF SCHEDULE	RPI	RPI	RPI	RPI
DIV. I ONLY	8- 22	290	0- 1	186	249	291	291	20	20	
DIV. I NON-CONF.	3- 10	276	0- 0	167	251	272	272	20	20	
TOTALS	RPI 1-25	RPI 26-50	W-L RECORDS	RPI 51-100	RPI 101-999	RPI 150+				
8- 22	0- 0	0- 1	OVERALL	0- 5	8- 16	8- 14				
6- 8	0- 0	0- 0	HOME	0- 2	6- 6	6- 4				
1- 13	0- 0	0- 1	AWAY	0- 3	1- 9	1- 9				
1- 1	0- 0	0- 0	NEUTRAL	0- 0	1- 1	1- 1				
3- 10	0- 0	0- 1	NON-CONFERENCE	0- 3	3- 6	3- 4				
1- 5	0- 0	0- 0	HOME	0- 1	1- 4	1- 2				
1- 5	0- 0	0- 1	AWAY	0- 2	1- 2	1- 2				
1- 0	0- 0	0- 0	NEUTRAL	0- 0	1- 0	1- 0				
5- 12	0- 0	0- 0	CONFERENCE	0- 2	5- 10	5- 10				
5- 3	0- 0	0- 0	HOME	0- 1	5- 2	5- 2				
0- 8	0- 0	0- 0	AWAY	0- 1	0- 7	0- 7				
0- 1	0- 0	0- 0	NEUTRAL	0- 0	0- 1	0- 1				

RPI S	Opponent	Score	RPI S	Opponent	Score	RPI S	Opponent	Score	RPI S	Opponent	Score	Team's RPI: 291
34	A California	45 69	51	A Southern California	39 82	111	H Loyola Marymount	57 70				
			63	H Saint Mary's (CA)	55 80	124	H New Mexico St.	73 81				
			71	A UC Davis	44 80	151	A CSUN	65 73				
			71	H UC Davis	44 70	151	H CSUN	61 60				
			97	A Pacific	53 69	169	A UC Riverside	60 73				
						169	H UC Riverside	61 44				
						174	A UC Irvine	68 74				
						174	H UC Irvine	71 52				
						174	N UC Irvine	46 53				
						189	A Hawaii	49 72				
						189	H Hawaii	35 47				
						207	A San Diego St.	63 58				
						208	A UNLV	51 69				
						212	N Dartmouth	62 56				
						225	H California Baptist	64 76				
						264	A Cal St. Fullerton	62 74				
						264	H Cal St. Fullerton	52 59				
						271	A Long Beach St.	53 62				
						271	H Long Beach St.	60 54				
						276	H CSU Bakersfield	48 56				
						295	A Utah Valley	54 63				
						316	A Cal Poly	67 75				
						316	H Cal Poly	44 42				
						343	H Grand Canyon	66 55				
LAST 12 Division I GAMES:												
174	N	UC Irvine	46	53	264	A	Cal St. Fullerton	62	74			
212	N	Dartmouth	62	56	174	H	UC Irvine	71	52			
71	A	UC Davis	44	80	189	A	Hawaii	49	72			
169	H	UC Riverside	61	44	151	H	CSUN	61	60			
316	H	Cal Poly	44	42	71	H	UC Davis	44	70			
271	A	Long Beach St.	53	62	169	A	UC Riverside	60	73			

Non-Div I Games:

UC Santa Barbara

■ Loss, 
■ Non-Conf, 
■ S Site, 
■ H Home 
■ A Away 
N Neutral



Average RPI Win:	152	WON-LOST	WINNING	LAST 10	STRENGTH OF	OPP. STRENGTH	TEAM	ADJ.	CONF.	ADJ CONF.
Average RPI Loss:	36	RECORD	PCT. RANK	GAMES	SCHEDULE	OF SCHEDULE	RPI	RPI	RPI	RPI
DIV. I ONLY	26- 7	20	0- 1	50	78	18	18	9	9	
DIV. I NON-CONF.	11- 3	41	0- 1	48	38	21	21	8	8	
TOTALS	RPI 1-25	RPI 26-50	W-L RECORDS	RPI 51-100	RPI 101-999	RPI 150+				
26- 7	0- 5	1- 1	OVERALL	4- 0	21- 1	13- 1				
11- 1	0- 1	0- 0	HOME	3- 0	8- 0	6- 0				
12- 3	0- 1	1- 1	AWAY	0- 0	11- 1	5- 1				
3- 3	0- 3	0- 0	NEUTRAL	1- 0	2- 0	2- 0				
11- 3	0- 2	1- 1	NON-CONFERENCE	2- 0	8- 0	4- 0				
4- 0	0- 0	0- 0	HOME	2- 0	2- 0	2- 0				
6- 1	0- 0	1- 1	AWAY	0- 0	5- 0	1- 0				
1- 2	0- 2	0- 0	NEUTRAL	0- 0	1- 0	1- 0				
15- 4	0- 3	0- 0	CONFERENCE	2- 0	13- 1	9- 1				
7- 1	0- 1	0- 0	HOME	1- 0	6- 0	4- 0				
6- 2	0- 1	0- 0	AWAY	0- 0	6- 1	4- 1				
2- 1	0- 1	0- 0	NEUTRAL	1- 0	1- 0	1- 0				

RPI S	Opponent	Score	RPI S	Opponent	Score	RPI S	Opponent	Score	RPI S	Opponent	Score
6 A	UConn	57 93	35 A	Central Mich.	68 75	55 H	Villanova	71 56	114 A	South Fla.	62 49
6 H	UConn	41 78	44 A	Quinnipiac	47 45	65 H	Cincinnati	56 55	114 H	South Fla.	66 63
6 N	UConn	45 66				65 N	Cincinnati	66 58	117 A	Houston	59 50
11 N	Syracuse	52 57				97 H	Pacific	64 57	117 H	Houston	58 56
16 N	Arizona St.	45 60							128 A	Pittsburgh	61 58
									131 A	Mercer	76 42
									138 A	Duquesne	71 63
									142 A	Delaware	71 60
									157 H	Tulsa	60 44
									157 N	Tulsa	66 54
									166 H	Temple	62 54
									172 A	Tulane	59 61
									172 H	Tulane	52 42
									175 H	Chattanooga	75 37
									181 N	Liberty	53 45
									194 A	East Carolina	61 58
									213 A	Stetson	78 55
									229 A	SMU	66 54
									229 H	SMU	55 43
									230 A	Memphis	68 55
									256 A	Wichita St.	57 49
									273 H	Richmond	70 48
LAST 12 Division I GAMES:											
16 N	Arizona St.	45 60	166 H	Temple	62 54						
157 N	Tulsa	66 54	256 A	Wichita St.	57 49						
65 N	Cincinnati	66 58	6 H	UConn	41 78						
6 N	UConn	45 66	172 A	Tulane	59 61						
117 A	Houston	59 50	229 A	SMU	66 54						
172 H	Tulane	52 42	114 H	South Fla.	66 63						

Non-Div I Games:

UCF



Average RPI Win:	104	WON-LOST	WINNING	LAST 10	STRENGTH OF	OPP. STRENGTH	TEAM	ADJ.	CONF.	ADJ CONF.
Average RPI Loss:	34	RECORD	PCT. RANK	GAMES	SCHEDULE	OF SCHEDULE	RPI	RPI	RPI	RPI
DIV. I ONLY	22- 13	102	0- 1	12	10	28	28	2	2	
DIV. I NON-CONF.	9- 6	116	0- 1	51	31	72	72	1	1	
TOTALS	RPI 1-25	RPI 26-50	W-L RECORDS	RPI 51-100	RPI 101-999	RPI 150+				
22- 13	4- 8	3- 2	OVERALL	5- 1	10- 2	5- 0				
11- 5	0- 3	2- 1	HOME	1- 1	8- 0	3- 0				
9- 3	3- 2	1- 0	AWAY	3- 0	2- 1	2- 0				
2- 5	1- 3	0- 1	NEUTRAL	1- 0	0- 1	0- 0				
9- 6	1- 2	1- 2	NON-CONFERENCE	1- 0	6- 2	2- 0				
6- 1	0- 0	1- 1	HOME	0- 0	5- 0	1- 0				
2- 1	1- 0	0- 0	AWAY	0- 0	1- 1	1- 0				
1- 4	0- 2	0- 1	NEUTRAL	1- 0	0- 1	0- 0				
13- 7	3- 6	2- 0	CONFERENCE	4- 1	4- 0	3- 0				
5- 4	0- 3	1- 0	HOME	1- 1	3- 0	2- 0				
7- 2	2- 2	1- 0	AWAY	3- 0	1- 0	1- 0				
1- 1	1- 1	0- 0	NEUTRAL	0- 0	0- 0	0- 0				

RPI	S	Opponent	Score	RPI	S	Opponent	Score	Team's RPI: 28	RPI	S	Opponent	Score	RPI	S	Opponent	Score
3	A	Oregon	74 69	30	H	Rice	59 50		51	A	Southern California	72 65	111	A	Loyola Marymount	63 69
3	H	Oregon	52 72	34	A	California	84 79		51	H	Southern California	67 72	114	N	South Fla.	56 60
3	N	Oregon	83 88	34	H	California	80 74		52	A	Arizona	98 93	115	H	Georgia	80 69
4	A	Stanford	80 86	41	H	Indiana	65 67		69	N	Tennessee	89 77	127	H	Fresno St.	89 80
4	H	Stanford	51 65	46	N	North Carolina	49 83		86	A	Utah	100 90	133	H	Washington	76 60
6	N	UConn	61 69						86	H	Utah	76 60	139	H	Seton Hall	78 62
14	A	Maryland	85 80										143	H	Oklahoma St.	71 59
16	A	Arizona St.	61 59										152	H	Washington St.	83 56
16	N	Arizona St.	73 69										170	A	Colorado	64 60
19	A	Oregon St.	72 75										170	H	Colorado	84 50
19	H	Oregon St.	73 83										316	H	Cal Poly	81 35
22	N	Kentucky	74 75										340	A	UIC	78 47
LAST 12 Division I GAMES:																
		6	N	UConn	61	69			86	H	Utah	76	60			
		14	A	Maryland	85	80			19	A	Oregon St.	72	75			
		69	N	Tennessee	89	77			3	A	Oregon	74	69			
		16	N	Arizona St.	73	69			34	H	California	80	74			
		3	N	Oregon	83	88			4	H	Stanford	51	65			
		170	H	Colorado	84	50			86	A	Utah	100	90			

Non-Div I Games:

UCLA

■ Loss, 
 ■ Non-Conf, 
 ■ S Site, 
 ■ H Home 
 ■ A Away 
 N Neutral



Average RPI Win: <b>114</b>	WON-LOST	WINNING	LAST 10	STRENGTH OF	OPP. STRENGTH	TEAM	ADJ.	CONF.	ADJ CONF.
Average RPI Loss: <b>3</b>	RECORD	PCT. RANK	GAMES	SCHEDULE	OF SCHEDULE	RPI	RPI	RPI	RPI
DIV. I ONLY	<b>35- 3</b>	<b>2</b>	<b>1- 1</b>	<b>20</b>	<b>26</b>	<b>6</b>	<b>6</b>	<b>9</b>	<b>9</b>
DIV. I NON-CONF.	<b>16- 3</b>	<b>29</b>	<b>1- 1</b>	<b>17</b>	<b>1</b>	<b>6</b>	<b>6</b>	<b>8</b>	<b>8</b>
TOTALS	RPI 1-25	RPI 26-50	W-L RECORDS	RPI 51-100	RPI 101-999	RPI 150+			
35- 3	7- 3	3- 0	OVERALL	3- 0	22- 0	13- 0			
14- 0	3- 0	1- 0	HOME	1- 0	9- 0	4- 0			
12- 2	2- 2	1- 0	AWAY	1- 0	8- 0	6- 0			
9- 1	2- 1	1- 0	NEUTRAL	1- 0	5- 0	3- 0			
16- 3	4- 3	3- 0	NON-CONFERENCE	1- 0	8- 0	4- 0			
6- 0	2- 0	1- 0	HOME	0- 0	3- 0	0- 0			
4- 2	1- 2	1- 0	AWAY	0- 0	2- 0	2- 0			
6- 1	1- 1	1- 0	NEUTRAL	1- 0	3- 0	2- 0			
19- 0	3- 0	0- 0	CONFERENCE	2- 0	14- 0	9- 0			
8- 0	1- 0	0- 0	HOME	1- 0	6- 0	4- 0			
8- 0	1- 0	0- 0	AWAY	1- 0	6- 0	4- 0			
3- 0	1- 0	0- 0	NEUTRAL	0- 0	2- 0	1- 0			

RPI	S	Opponent	Score	RPI	S	Opponent	Score	RPI	S	Opponent	Score	RPI	S	Opponent	Score
1	A	Baylor	57 68	26	H	Buffalo	84 72	65	A	Cincinnati	65 55	105	H	Towson	110 61
2	A	Notre Dame	89 71	28	N	UCLA	69 61	65	H	Cincinnati	82 38	106	H	Ohio St.	85 53
2	N	Notre Dame	76 81	34	A	California	76 66	90	N	Purdue	86 40	114	A	South Fla.	57 47
5	A	Louisville	69 78									114	H	South Fla.	63 46
5	N	Louisville	80 73									114	N	South Fla.	81 45
17	H	South Carolina	97 79									117	A	Houston	81 61
18	A	UCF	78 41									117	H	Houston	83 61
18	H	UCF	93 57									119	N	St. John's (NY)	65 55
18	N	UCF	66 45									139	H	Seton Hall	99 61
23	H	DePaul	99 63									154	A	Oklahoma	72 63
												157	A	Tulsa	68 49
												166	A	Temple	88 67
												166	H	Temple	109 74
												172	A	Tulane	75 33
												183	A	Saint Louis	98 42
												194	H	East Carolina	118 55
												194	N	East Carolina	92 65
												210	N	Vanderbilt	80 42
												229	H	SMU	79 39
												230	H	Memphis	102 45
												237	N	Ole Miss	90 50
												256	A	Wichita St.	84 47
LAST 12 Division I GAMES:															
		2 N	Notre Dame	76 81			114 N	South Fla.	81 45						
		5 N	Louisville	80 73			18 N	UCF	66 45						
		28 N	UCLA	69 61			114 A	South Fla.	57 47						
		26 H	Buffalo	84 72			117 H	Houston	83 61						
		105 H	Towson	110 61			256 A	Wichita St.	84 47						
		194 N	East Carolina	92 65			157 A	Tulsa	68 49						

Non-Div I Games:

UConn

■ Loss, 
 ■ Non-Conf, S Site, 
 ■ Home 
 ■ Away 
 N Neutral



Average RPI Win:	315	WON-LOST	WINNING	LAST 10	STRENGTH OF	OPP. STRENGTH	TEAM	ADJ.	CONF.	ADJ CONF.
Average RPI Loss:	180	RECORD	PCT. RANK	GAMES	SCHEDULE	OF SCHEDULE	RPI	RPI	RPI	RPI
DIV. I ONLY	3- 26	345	0- 1	289	225	340	340	22	22	
DIV. I NON-CONF.	2- 9	296	0- 0	252	198	306	306	19	19	
TOTALS	RPI 1-25	RPI 26-50	W-L RECORDS	RPI 51-100	RPI 101-999	RPI 150+				
3- 26	0- 1	0- 1	OVERALL	0- 6	3- 18	3- 14				
2- 11	0- 0	0- 1	HOME	0- 3	2- 7	2- 5				
1- 13	0- 1	0- 0	AWAY	0- 3	1- 9	1- 7				
0- 2	0- 0	0- 0	NEUTRAL	0- 0	0- 2	0- 2				
2- 9	0- 1	0- 1	NON-CONFERENCE	0- 2	2- 5	2- 5				
1- 3	0- 0	0- 1	HOME	0- 1	1- 1	1- 1				
1- 4	0- 1	0- 0	AWAY	0- 1	1- 2	1- 2				
0- 2	0- 0	0- 0	NEUTRAL	0- 0	0- 2	0- 2				
1- 17	0- 0	0- 0	CONFERENCE	0- 4	1- 13	1- 9				
1- 8	0- 0	0- 0	HOME	0- 2	1- 6	1- 4				
0- 9	0- 0	0- 0	AWAY	0- 2	0- 7	0- 5				
0- 0	0- 0	0- 0	NEUTRAL	0- 0	0- 0	0- 0				

RPI S	Opponent	Score	RPI S	Opponent	Score	RPI S	Opponent	Score	RPI S	Opponent	Score	Team's RPI: 340
10	A Marquette	32 96	28	H UCLA	47 78	59	H Miami (OH)	56 65	123	A Youngstown St.	29 81	
						64	A Wright St.	47 72	123	H Youngstown St.	59 83	
						64	H Wright St.	46 79	136	A IUPUI	43 71	
						74	A Northwestern	44 87	136	H IUPUI	44 73	
						88	A Green Bay	32 62	201	A Eastern Mich.	38 52	
						88	H Green Bay	53 77	204	A Milwaukee	53 72	
									204	H Milwaukee	37 48	
									244	N Jackson St.	57 72	
									247	A Indiana St.	53 60	
									249	A Northern Ky.	44 78	
									249	H Northern Ky.	49 67	
									253	H Loyola Chicago	60 75	
									283	N Fairfield	60 68	
									287	A Cleveland St.	53 71	
									287	H Cleveland St.	48 74	
									304	H Valparaiso	75 65	
									311	A Oakland	57 74	
									311	H Oakland	69 65	
									331	A Evansville	62 54	
									337	A Detroit Mercy	45 62	
									337	H Detroit Mercy	36 42	
LAST 12 Division I GAMES:												
88	H Green Bay	53 77	287	H Cleveland St.	48 74							
204	H Milwaukee	37 48	249	A Northern Ky.	44 78							
136	H IUPUI	44 73	64	A Wright St.	47 72							
311	A Oakland	57 74	204	A Milwaukee	53 72							
337	A Detroit Mercy	45 62	88	A Green Bay	32 62							
123	H Youngstown St.	59 83	136	A IUPUI	43 71							

Non-Div I Games:

UIC

■ Loss, 
■ Non-Conf, 
■ S Site, 
■ H Home 
■ A Away 
N Neutral



Average RPI Win:	299	WON-LOST	WINNING	LAST 10	STRENGTH OF	OPP. STRENGTH	TEAM	ADJ.	CONF.	ADJ CONF.
Average RPI Loss:	176	RECORD	PCT. RANK	GAMES	SCHEDULE	OF SCHEDULE	RPI	RPI	RPI	RPI
DIV. I ONLY	7- 20	295	0- 1	280	261	305	305	23	23	
DIV. I NON-CONF.	4- 6	209	0- 0	285	265	260	260	25	25	
TOTALS	RPI 1-25	RPI 26-50	W-L RECORDS	RPI 51-100	RPI 101-999	RPI 150+				
7- 20	0- 1	0- 0	OVERALL	0- 3	7- 16	7- 10				
2- 10	0- 0	0- 0	HOME	0- 1	2- 9	2- 6				
3- 10	0- 1	0- 0	AWAY	0- 2	3- 7	3- 4				
2- 0	0- 0	0- 0	NEUTRAL	0- 0	2- 0	2- 0				
4- 6	0- 1	0- 0	NON-CONFERENCE	0- 1	4- 4	4- 3				
0- 4	0- 0	0- 0	HOME	0- 0	0- 4	0- 3				
2- 2	0- 1	0- 0	AWAY	0- 1	2- 0	2- 0				
2- 0	0- 0	0- 0	NEUTRAL	0- 0	2- 0	2- 0				
3- 14	0- 0	0- 0	CONFERENCE	0- 2	3- 12	3- 7				
2- 6	0- 0	0- 0	HOME	0- 1	2- 5	2- 3				
1- 8	0- 0	0- 0	AWAY	0- 1	1- 7	1- 4				
0- 0	0- 0	0- 0	NEUTRAL	0- 0	0- 0	0- 0				

RPI 1-25				RPI 26-50				RPI 51-100				RPI 101+ Team's RPI: 305			
RPI	S	Opponent	Score	RPI	S	Opponent	Score	RPI	S	Opponent	Score	RPI	S	Opponent	Score
14	A	Maryland	61 92					57	A	Maine	44 84	105	H	Towson	62 71
								57	H	Maine	45 58	107	A	Hartford	48 65
								75	A	American	42 64	107	A	Hartford	47 92
												107	H	Hartford	52 66
												140	A	Stony Brook	44 57
												140	H	Stony Brook	59 70
												205	H	UMES	67 73
												220	H	Mt. St. Mary's	52 65
												233	H	Hofstra	42 45
												236	A	Albany (NY)	44 64
												236	H	Albany (NY)	69 60
												255	A	Binghamton	45 67
												255	H	Binghamton	46 58
												279	A	Vermont	50 58
												279	H	Vermont	44 58
												292	N	Kennesaw St.	57 53
												302	N	UTSA	72 58
												310	A	Morgan St.	73 68
												313	A	Coppin St.	57 52
												320	A	New Hampshire	55 47
												320	H	New Hampshire	64 62
												327	A	UMass Lowell	41 62
												327	H	UMass Lowell	55 67
LAST 12 Division I GAMES:															
107	A	Hartford	48 65	255	H	Binghamton	46 58								
320	A	New Hampshire	55 47	57	H	Maine	45 58								
140	H	Stony Brook	59 70	107	A	Hartford	47 92								
236	H	Albany (NY)	69 60	140	A	Stony Brook	44 57								
279	A	Vermont	50 58	320	H	New Hampshire	64 62								
327	A	UMass Lowell	41 62	279	H	Vermont	44 58								

Non-Div I Games: Notre Dame (MD) 81 43 Eastern 81 42 Gettysburg 65 51

UMBC

Loss, Non-Conf, S Site, H Home A Away N Neutral



UMES				STRENGTH OF SCHEDULE	OPP. STRENGTH OF SCHEDULE	TEAM RPI	ADJ. RPI	CONF. RPI	ADJ CONF. RPI
Average RPI Win:	289	WON-LOST RECORD	WINNING PCT. RANK						
Average RPI Loss:	181		LAST 10 GAMES						
DIV. I ONLY	15- 14	153	1- 1	311	318	205	205	32	32
DIV. I NON-CONF.	2- 9	296	0- 0	237	84	258	258	32	32
-----									
TOTALS	RPI 1-25	RPI 26-50	W-L RECORDS	RPI 51-100	RPI 101-999	RPI 150+			
15- 14	0- 2	0- 1	OVERALL	0- 1	15- 10	15- 9			
6- 3	0- 0	0- 1	HOME	0- 0	6- 2	6- 2			
8- 10	0- 2	0- 0	AWAY	0- 1	8- 7	8- 6			
1- 1	0- 0	0- 0	NEUTRAL	0- 0	1- 1	1- 1			
2- 9	0- 2	0- 1	NON-CONFERENCE	0- 1	2- 5	2- 4			
0- 1	0- 0	0- 1	HOME	0- 0	0- 0	0- 0			
2- 8	0- 2	0- 0	AWAY	0- 1	2- 5	2- 4			
0- 0	0- 0	0- 0	NEUTRAL	0- 0	0- 0	0- 0			
13- 5	0- 0	0- 0	CONFERENCE	0- 0	13- 5	13- 5			
6- 2	0- 0	0- 0	HOME	0- 0	6- 2	6- 2			
6- 2	0- 0	0- 0	AWAY	0- 0	6- 2	6- 2			
1- 1	0- 0	0- 0	NEUTRAL	0- 0	1- 1	1- 1			

RPI 1-25				RPI 26-50				RPI 51-100				RPI 101+ Team's RPI: 205			
RPI	S	Opponent	Score	RPI	S	Opponent	Score	RPI	S	Opponent	Score	RPI	S	Opponent	Score
11	A	Syracuse	51 96	26	H	Buffalo	63 69	54	A	Georgetown	55 74	149	A	Wake Forest	67 78
25	A	Miami (FL)	53 71									188	A	Bethune-Cookman	64 52
												188	N	Bethune-Cookman	47 58
												194	A	East Carolina	69 84
												198	A	N.C. A&T	58 70
												198	H	N.C. A&T	49 51
												220	A	Mt. St. Mary's	86 73
												226	A	George Mason	49 70
												227	A	Howard	80 73
												227	H	Howard	80 72
												251	A	Norfolk St.	59 43
												273	A	Richmond	55 57
												297	H	South Carolina St.	63 43
												297	N	South Carolina St.	57 34
												305	A	UMBC	73 67
												310	A	Morgan St.	73 68
												310	H	Morgan St.	53 57
												313	H	Coppin St.	74 54
												335	A	N.C. Central	69 61
												335	H	N.C. Central	59 49
												338	A	Longwood	71 83
												339	A	Delaware St.	62 65
												339	H	Delaware St.	69 58
												345	H	Savannah St.	78 46
												346	A	Florida A&M	68 36
-----															
LAST 12 Division I GAMES:															
				297	N	South Carolina St.	57 34	198	A	N.C. A&T	58 70				
				188	N	Bethune-Cookman	47 58	335	A	N.C. Central	69 61				
				339	H	Delaware St.	69 58	345	H	Savannah St.	78 46				
				310	H	Morgan St.	53 57	297	H	South Carolina St.	63 43				
				339	A	Delaware St.	62 65	227	A	Howard	80 73				
				313	H	Coppin St.	74 54	251	A	Norfolk St.	59 43				

Non-Div I Games: Regent 72 16 Cheyney 88 39

UMES

Loss, Non-Conf, S Site, H Home A Away N Neutral



Average RPI Win:	296	WON-LOST	WINNING	LAST 10	STRENGTH OF	OPP. STRENGTH	TEAM	ADJ.	CONF.	ADJ CONF.
Average RPI Loss:	165	RECORD	PCT. RANK	GAMES	SCHEDULE	OF SCHEDULE	RPI	RPI	RPI	RPI
DIV. I ONLY	14- 15	185	1- 0	279	325	231	231	31	31	
DIV. I NON-CONF.	4- 7	229	0- 0	180	215	209	209	30	30	
TOTALS	RPI 1-25	RPI 26-50	W-L RECORDS	RPI 51-100	RPI 101-999	RPI 150+				
14- 15	0- 0	0- 2	OVERALL	0- 0	14- 13	14- 8				
6- 6	0- 0	0- 0	HOME	0- 0	6- 6	6- 4				
7- 8	0- 0	0- 2	AWAY	0- 0	7- 6	7- 4				
1- 1	0- 0	0- 0	NEUTRAL	0- 0	1- 1	1- 0				
4- 7	0- 0	0- 2	NON-CONFERENCE	0- 0	4- 5	4- 3				
2- 2	0- 0	0- 0	HOME	0- 0	2- 2	2- 1				
2- 5	0- 0	0- 2	AWAY	0- 0	2- 3	2- 2				
0- 0	0- 0	0- 0	NEUTRAL	0- 0	0- 0	0- 0				
10- 8	0- 0	0- 0	CONFERENCE	0- 0	10- 8	10- 5				
4- 4	0- 0	0- 0	HOME	0- 0	4- 4	4- 3				
5- 3	0- 0	0- 0	AWAY	0- 0	5- 3	5- 2				
1- 1	0- 0	0- 0	NEUTRAL	0- 0	1- 1	1- 0				

RPI 1-25			RPI 26-50			RPI 51-100			RPI 101+			Team's RPI: 231
RPI	S	Opponent	Score	RPI	S	Opponent	Score	RPI	S	Opponent	Score	
				29	A	Missouri	59 66					
				36	A	Kansas St.	50 61					
LAST 12 Division I GAMES:												
				295	N	Utah Valley	78 75					
				124	N	New Mexico St.	80 91					
				348	H	Chicago St.	100 50					
				218	A	UTRGV	64 67					
				124	A	New Mexico St.	61 68					
				295	H	Utah Valley	97 64					
				336	H	Seattle U	83 66					
				276	A	CSU Bakersfield	71 85					
				343	A	Grand Canyon	65 56					
				225	H	California Baptist	92 95					
				218	H	UTRGV	56 75					
				124	H	New Mexico St.	86 90					
				317	A	North Dakota St.	69 59					
				336	A	Seattle U	86 62					
				336	H	Seattle U	83 66					
				343	A	Grand Canyon	65 56					
				343	H	Grand Canyon	73 45					
				348	A	Chicago St.	111 58					

Non-Div I Games: Peru St. 98 62 Mo.-St. Louis 92 63

UMKC

Loss, Non-Conf, S Site, H Home A Away N Neutral



RPI	S	Opponent	Score
348	H	Chicago St.	100 50

U  
M  
K  
C

U  
M  
K  
C

UMKC



Average RPI Win:	<b>299</b>	WON-LOST	WINNING	LAST 10	STRENGTH OF	OPP. STRENGTH	TEAM	ADJ.	CONF.	ADJ CONF.
Average RPI Loss:	<b>194</b>	RECORD	PCT. RANK	GAMES	SCHEDULE	OF SCHEDULE	RPI	RPI	RPI	RPI
DIV. I ONLY	<b>6- 22</b>	<b>311</b>	<b>0- 1</b>	<b>300</b>	<b>299</b>	<b>327</b>	<b>327</b>	<b>23</b>	<b>23</b>	
DIV. I NON-CONF.	<b>3- 9</b>	<b>271</b>	<b>0- 0</b>	<b>301</b>	<b>337</b>	<b>307</b>	<b>307</b>	<b>25</b>	<b>25</b>	
TOTALS	RPI 1-25	RPI 26-50	W-L RECORDS	RPI 51-100	RPI 101-999	RPI 150+				
6- 22	0- 0	0- 0	OVERALL	0- 3	6- 19	6- 13				
3- 9	0- 0	0- 0	HOME	0- 1	3- 8	3- 5				
3- 13	0- 0	0- 0	AWAY	0- 2	3- 11	3- 8				
0- 0	0- 0	0- 0	NEUTRAL	0- 0	0- 0	0- 0				
3- 9	0- 0	0- 0	NON-CONFERENCE	0- 1	3- 8	3- 6				
1- 3	0- 0	0- 0	HOME	0- 0	1- 3	1- 2				
2- 6	0- 0	0- 0	AWAY	0- 1	2- 5	2- 4				
0- 0	0- 0	0- 0	NEUTRAL	0- 0	0- 0	0- 0				
3- 13	0- 0	0- 0	CONFERENCE	0- 2	3- 11	3- 7				
2- 6	0- 0	0- 0	HOME	0- 1	2- 5	2- 3				
1- 7	0- 0	0- 0	AWAY	0- 1	1- 6	1- 4				
0- 0	0- 0	0- 0	NEUTRAL	0- 0	0- 0	0- 0				

RPI 1-25				RPI 26-50				RPI 51-100				RPI 101+				Team's RPI: 327	
RPI	S	Opponent	Score	RPI	S	Opponent	Score	RPI	S	Opponent	Score	RPI	S	Opponent	Score		
								57	A	Maine	45	79	107	A	Hartford	45	69
								57	H	Maine	41	60	107	H	Hartford	44	66
								67	A	Butler	36	89	116	H	Providence	47	71
												139	A	Seton Hall	57	90	
												140	A	Stony Brook	56	76	
												140	H	Stony Brook	47	64	
												176	A	Holy Cross	54	63	
												200	A	Cornell	54	63	
												209	A	Massachusetts	62	59	
												212	A	Dartmouth	54	70	
												236	A	Albany (NY)	56	63	
												236	H	Albany (NY)	53	56	
												250	H	Colgate	52	61	
												255	A	Binghamton	53	58	
												255	H	Binghamton	50	70	
												279	A	Vermont	42	52	
												279	H	Vermont	54	51	
												293	H	Bryant	57	58	
												305	A	UMBC	67	55	
												305	H	UMBC	62	41	
LAST 12 Division I GAMES:																	
								57	H	Maine	41	60	320	A	New Hampshire	46	54
								107	A	Hartford	45	69	279	A	Vermont	42	52
								255	A	Binghamton	53	58	57	A	Maine	45	79
								305	H	UMBC	62	41	255	H	Binghamton	50	70
								236	H	Albany (NY)	53	56	107	H	Hartford	44	66
								140	H	Stony Brook	47	64	236	A	Albany (NY)	56	63

Non-Div I Games: Fisher 79 45

UMass Lowell

■ Loss, 
 ■ Non-Conf, 
 ■ S Site, 
 ■ H Home 
 ■ A Away 
 N Neutral



## UNC Asheville

Through Games Of April 7, 2019

Average RPI Win:	276	WON-LOST	WINNING	LAST 10	STRENGTH OF	OPP. STRENGTH	TEAM	ADJ.	CONF.	ADJ CONF.
Average RPI Loss:	139	RECORD	PCT. RANK	GAMES	SCHEDULE	OF SCHEDULE	RPI	RPI	RPI	RPI
DIV. I ONLY	16- 15	157	0- 1	218	302	184	184	27	27	
DIV. I NON-CONF.	4- 7	229	0- 1	132	268	216	216	29	29	
TOTALS	RPI 1-25	RPI 26-50	W-L RECORDS	RPI 51-100	RPI 101-999	RPI 150+				
16- 15	0- 0	0- 0	OVERALL	0- 5	16- 10	15- 5				
12- 3	0- 0	0- 0	HOME	0- 1	12- 2	11- 1				
4- 12	0- 0	0- 0	AWAY	0- 4	4- 8	4- 4				
0- 0	0- 0	0- 0	NEUTRAL	0- 0	0- 0	0- 0				
4- 7	0- 0	0- 0	NON-CONFERENCE	0- 2	4- 5	4- 1				
4- 1	0- 0	0- 0	HOME	0- 0	4- 1	4- 0				
0- 6	0- 0	0- 0	AWAY	0- 2	0- 4	0- 1				
0- 0	0- 0	0- 0	NEUTRAL	0- 0	0- 0	0- 0				
12- 8	0- 0	0- 0	CONFERENCE	0- 3	12- 5	11- 4				
8- 2	0- 0	0- 0	HOME	0- 1	8- 1	7- 1				
4- 6	0- 0	0- 0	AWAY	0- 2	4- 4	4- 3				
0- 0	0- 0	0- 0	NEUTRAL	0- 0	0- 0	0- 0				

RPI S	Opponent	Score	RPI S	Opponent	Score	RPI S	Opponent	Score	RPI S	Opponent	Score	Team's RPI: 184
						60	A Middle Tenn.	46 67	108	A Charlotte	53 70	
						69	A Tennessee	46 73	113	A High Point	81 82	
						77	A Radford	52 59	113	H High Point	67 56	
						77	A Radford	46 60	118	H Appalachian St.	55 57	
						77	H Radford	44 45	131	A Mercer	47 61	
									146	A Tennessee Tech	53 60	
									161	H Davidson	69 56	
									179	A Campbell	48 49	
									179	H Campbell	60 52	
									195	A Furman	47 58	
									203	H Hampton	58 61	
									242	H ETSU	56 55	
									245	A Gardner-Webb	59 69	
									245	H Gardner-Webb	72 56	
									258	H Wofford	60 46	
									280	A Charleston So.	59 70	
									280	H Charleston So.	62 45	
									306	A Winthrop	55 43	
									306	H Winthrop	70 36	
									315	A Presbyterian	52 43	
									315	H Presbyterian	51 45	
									338	A Longwood	68 57	
									338	H Longwood	80 55	
									341	A USC Upstate	93 86	
									341	H USC Upstate	56 53	
									342	H Western Caro.	74 49	
LAST 12 Division I GAMES:												
			118	H Appalachian St.	55 57		341	H USC Upstate	56 53			
			245	H Gardner-Webb	72 56		338	A Longwood	68 57			
			77	A Radford	52 59		306	A Winthrop	55 43			
			113	A High Point	81 82		315	H Presbyterian	51 45			
			280	H Charleston So.	62 45		179	A Campbell	48 49			
			77	H Radford	44 45		280	A Charleston So.	59 70			

Non-Div I Games: Warren Wilson 92 31

UNC Asheville

■ Loss, 
 ■ Non-Conf, 
 ■ S Site, 
 ■ Home 
 ■ A Away 
 N Neutral



Through Games Of April 7, 2019

[illegible]

■ Loss, 
 ■ Non-Conf, 
 S Site, 
 ■ H Home 
 ■ A Away 
 N Neutral

Page 355



Average RPI Win:	226	WON-LOST	WINNING	LAST 10	STRENGTH OF	OPP. STRENGTH	TEAM	ADJ.	CONF.	ADJ CONF.
Average RPI Loss:	91	RECORD	PCT. RANK	GAMES	SCHEDULE	OF SCHEDULE	RPI	RPI	RPI	RPI
DIV. I ONLY	16- 12	130	0- 1	173	129	126	126	10	10	
DIV. I NON-CONF.	5- 4	139	0- 0	295	241	169	169	10	10	
TOTALS	RPI 1-25	RPI 26-50	W-L RECORDS	RPI 51-100	RPI 101-999	RPI 150+				
16- 12	0- 0	1- 3	OVERALL	0- 3	15- 6	12- 1				
11- 1	0- 0	1- 0	HOME	0- 1	10- 0	7- 0				
5- 10	0- 0	0- 3	AWAY	0- 2	5- 5	5- 1				
0- 1	0- 0	0- 0	NEUTRAL	0- 0	0- 1	0- 0				
5- 4	0- 0	0- 2	NON-CONFERENCE	0- 1	5- 1	5- 0				
3- 0	0- 0	0- 0	HOME	0- 0	3- 0	3- 0				
2- 4	0- 0	0- 2	AWAY	0- 1	2- 1	2- 0				
0- 0	0- 0	0- 0	NEUTRAL	0- 0	0- 0	0- 0				
11- 8	0- 0	1- 1	CONFERENCE	0- 2	10- 5	7- 1				
8- 1	0- 0	1- 0	HOME	0- 1	7- 0	4- 0				
3- 6	0- 0	0- 1	AWAY	0- 1	3- 4	3- 1				
0- 1	0- 0	0- 0	NEUTRAL	0- 0	0- 1	0- 0				

RPI 1-25			RPI 26-50			RPI 51-100			RPI 101+			Team's RPI: 126			
RPI	S	Opponent	Score	RPI	S	Opponent	Score	RPI	S	Opponent	Score	RPI	S	Opponent	Score
				31	A	Ohio	72 95	70	A	Drexel	55 67	101	A	Northeastern	54 83
				37	A	James Madison	51 58	70	H	Drexel	53 65	101	H	Northeastern	83 70
				37	H	James Madison	66 63	92	A	VCU	47 58	101	N	Northeastern	64 75
				46	A	North Carolina	55 82					105	A	Towson	61 82
												105	H	Towson	77 73
												128	A	Pittsburgh	56 60
												142	A	Delaware	53 65
												142	H	Delaware	72 64
												164	A	William & Mary	64 70
												164	H	William & Mary	66 58
												194	A	East Carolina	71 68
												233	A	Hofstra	61 51
												233	H	Hofstra	89 54
												240	A	Elon	75 70
												240	H	Elon	76 51
												296	A	Col. of Charleston	66 62
												296	H	Col. of Charleston	71 49
												315	H	Presbyterian	63 48
												335	A	N.C. Central	89 82
												338	H	Longwood	35 33
												343	H	Grand Canyon	77 55
LAST 12 Division I GAMES:															
				101	N	Northeastern	64 75	37	A	James Madison	51 58				
				296	A	Col. of Charleston	66 62	105	A	Towson	61 82				
				233	A	Hofstra	61 51	164	H	William & Mary	66 58				
				101	A	Northeastern	54 83	240	H	Elon	76 51				
				142	H	Delaware	72 64	101	H	Northeastern	83 70				
				70	H	Drexel	53 65	233	H	Hofstra	89 54				

Non-Div I Games: Fayetteville St. 72 54 Belmont Abbey 74 58

UNCW

Loss, Non-Conf, S Site, H Home A Away N Neutral



Average RPI Win:	223	WON-LOST	WINNING	LAST 10	STRENGTH OF	OPP. STRENGTH	TEAM	ADJ.	CONF.	ADJ CONF.
Average RPI Loss:	59	RECORD	PCT. RANK	GAMES	SCHEDULE	OF SCHEDULE	RPI	RPI	RPI	RPI
DIV. I ONLY	19- 13	115	0- 1	90	128	96	96	14	14	
DIV. I NON-CONF.	6- 6	152	0- 1	68	66	81	81	15	15	
TOTALS	RPI 1-25	RPI 26-50	W-L RECORDS	RPI 51-100	RPI 101-999	RPI 150+				
19- 13	0- 4	0- 5	OVERALL	1- 0	18- 4	16- 0				
10- 3	0- 1	0- 1	HOME	1- 0	9- 1	8- 0				
8- 8	0- 3	0- 2	AWAY	0- 0	8- 3	7- 0				
1- 2	0- 0	0- 2	NEUTRAL	0- 0	1- 0	1- 0				
6- 6	0- 2	0- 2	NON-CONFERENCE	1- 0	5- 2	3- 0				
4- 0	0- 0	0- 0	HOME	1- 0	3- 0	2- 0				
2- 5	0- 2	0- 1	AWAY	0- 0	2- 2	1- 0				
0- 1	0- 0	0- 1	NEUTRAL	0- 0	0- 0	0- 0				
13- 7	0- 2	0- 3	CONFERENCE	0- 0	13- 2	13- 0				
6- 3	0- 1	0- 1	HOME	0- 0	6- 1	6- 0				
6- 3	0- 1	0- 1	AWAY	0- 0	6- 1	6- 0				
1- 1	0- 0	0- 1	NEUTRAL	0- 0	1- 0	1- 0				

RPI S	Opponent	Score	RPI S	Opponent	Score	RPI S	Opponent	Score	RPI S	Opponent	Score
7	A Iowa	57 83	36	A Kansas St.	62 72	95	H Creighton	65 55	103	A Minnesota	75 91
10	A Marquette	61 102	39	N Boise St.	60 61				132	A Northern Ill.	59 70
24	A Drake	61 76	40	A Missouri St.	48 58				135	A Illinois St.	64 66
24	H Drake	64 88	40	H Missouri St.	58 63				135	H Illinois St.	53 54
			40	N Missouri St.	64 89				136	A IUPUI	53 40
									142	H Delaware	79 67
									155	A Bradley	81 78
									155	H Bradley	61 57
									156	A Southern Ill.	76 67
									156	H Southern Ill.	65 53
									156	N Southern Ill.	66 63
									224	H North Dakota	64 60
									247	A Indiana St.	71 51
									247	H Indiana St.	71 63
									253	A Loyola Chicago	71 65
									253	H Loyola Chicago	64 52
									271	A Long Beach St.	71 64
									304	A Valparaiso	64 56
									304	H Valparaiso	71 52
									326	H Omaha	79 50
									331	A Evansville	74 46
									331	H Evansville	95 46
LAST 12 Division I GAMES:											
103	A Minnesota	75 91	155	H Bradley	61 57						
40	N Missouri St.	64 89	156	A Southern Ill.	76 67						
156	N Southern Ill.	66 63	40	A Missouri St.	48 58						
132	A Northern Ill.	59 70	331	H Evansville	95 46						
10	A Marquette	61 102	247	H Indiana St.	71 63						
135	H Illinois St.	53 54	24	A Drake	61 76						

Non-Div I Games: Minnesota St. 73 56

UNI

Loss, Non-Conf, S Site, H Home A Away N Neutral



Average RPI Win:	241	WON-LOST	WINNING	LAST 10	STRENGTH OF	OPP. STRENGTH	TEAM	ADJ.	CONF.	ADJ CONF.
Average RPI Loss:	115	RECORD	PCT. RANK	GAMES	SCHEDULE	OF SCHEDULE	RPI	RPI	RPI	RPI
DIV. I ONLY	12- 18	227	0- 1	124	142	208	208	15	15	
DIV. I NON-CONF.	2- 9	296	0- 0	83	151	270	270	14	14	
TOTALS	RPI 1-25	RPI 26-50	W-L RECORDS	RPI 51-100	RPI 101-999	RPI 150+				
12- 18	0- 1	0- 2	OVERALL	1- 7	11- 8	11- 5				
9- 8	0- 1	0- 1	HOME	1- 4	8- 2	8- 1				
3- 10	0- 0	0- 1	AWAY	0- 3	3- 6	3- 4				
0- 0	0- 0	0- 0	NEUTRAL	0- 0	0- 0	0- 0				
2- 9	0- 1	0- 0	NON-CONFERENCE	0- 4	2- 4	2- 3				
2- 5	0- 1	0- 0	HOME	0- 3	2- 1	2- 1				
0- 4	0- 0	0- 0	AWAY	0- 1	0- 3	0- 2				
0- 0	0- 0	0- 0	NEUTRAL	0- 0	0- 0	0- 0				
10- 9	0- 0	0- 2	CONFERENCE	1- 3	9- 4	9- 2				
7- 3	0- 0	0- 1	HOME	1- 1	6- 1	6- 0				
3- 6	0- 0	0- 1	AWAY	0- 2	3- 3	3- 2				
0- 0	0- 0	0- 0	NEUTRAL	0- 0	0- 0	0- 0				

RPI	S	Opponent	Score	RPI	S	Opponent	Score	RPI	S	Opponent	Score	RPI	S	Opponent	Score	Team's RPI: 208
13	H	Gonzaga	59 70	39	A	Boise St.	38 53	51	H	Southern California	72 86	104	A	Portland St.	49 58	
				39	H	Boise St.	57 64	53	A	Wyoming	62 90	127	A	Fresno St.	55 73	
								53	H	Wyoming	49 64	127	H	Fresno St.	55 66	
								60	H	Middle Tenn.	62 66	174	A	UC Irvine	55 57	
								64	H	Wright St.	52 68	177	H	Utah St.	77 56	
								76	A	New Mexico	77 80	189	H	Hawaii	61 66	
								76	H	New Mexico	66 57	207	A	San Diego St.	62 49	
								82	A	Duke	38 66	207	H	San Diego St.	71 57	
												214	H	Florida	56 53	
												246	A	Nevada	62 70	
												246	H	Nevada	67 58	
												281	A	Colorado St.	49 52	
												281	H	Colorado St.	60 45	
												291	H	UC Santa Barbara	69 51	
												297	A	South Carolina St.	49 58	
												298	A	Air Force	62 47	
												298	H	Air Force	66 56	
												299	A	San Jose St.	53 43	
												299	H	San Jose St.	74 70	
LAST 12 Division I GAMES:																
127	H	Fresno St.	55 66	246	H	Nevada	67 58									
297	A	South Carolina St.	49 58	207	A	San Diego St.	62 49									
214	H	Florida	56 53	53	H	Wyoming	49 64									
60	H	Middle Tenn.	62 66	299	H	San Jose St.	74 70									
281	H	Colorado St.	60 45	298	A	Air Force	62 47									
39	A	Boise St.	38 53	127	A	Fresno St.	55 73									

Non-Div I Games:

UNLV

■ Loss, 
 ■ Non-Conf, 
 ■ S Site, 
 ■ H Home 
 ■ A Away 
 N Neutral



Average RPI Win:	321	WON-LOST	WINNING	LAST 10	STRENGTH OF	OPP. STRENGTH	TEAM	ADJ.	CONF.	ADJ CONF.
Average RPI Loss:	218	RECORD	PCT. RANK	GAMES	SCHEDULE	OF SCHEDULE	RPI	RPI	RPI	RPI
DIV. I ONLY	4- 23	337	0- 1	332	316	341	341	27	27	
DIV. I NON-CONF.	1- 7	319	0- 0	323	332	336	336	29	29	
TOTALS	RPI 1-25	RPI 26-50	W-L RECORDS	RPI 51-100	RPI 101-999	RPI 150+				
4- 23	0- 0	0- 0	OVERALL	0- 4	4- 19	4- 18				
2- 7	0- 0	0- 0	HOME	0- 1	2- 6	2- 5				
2- 16	0- 0	0- 0	AWAY	0- 3	2- 13	2- 13				
0- 0	0- 0	0- 0	NEUTRAL	0- 0	0- 0	0- 0				
1- 7	0- 0	0- 0	NON-CONFERENCE	0- 2	1- 5	1- 5				
0- 0	0- 0	0- 0	HOME	0- 0	0- 0	0- 0				
1- 7	0- 0	0- 0	AWAY	0- 2	1- 5	1- 5				
0- 0	0- 0	0- 0	NEUTRAL	0- 0	0- 0	0- 0				
3- 16	0- 0	0- 0	CONFERENCE	0- 2	3- 14	3- 13				
2- 7	0- 0	0- 0	HOME	0- 1	2- 6	2- 5				
1- 9	0- 0	0- 0	AWAY	0- 1	1- 8	1- 8				
0- 0	0- 0	0- 0	NEUTRAL	0- 0	0- 0	0- 0				

RPI S	Opponent	Score	RPI S	Opponent	Score	RPI S	Opponent	Score	RPI S	Opponent	Score	Team's RPI: 341
66	A Virginia Tech	45 96	113	H High Point	61 87	179	A Campbell	41 61	179	H Campbell	49 59	
77	A Radford	43 55	184	A UNC Asheville	53 56	184	H UNC Asheville	86 93	194	A East Carolina	53 63	
77	H Radford	41 82	194	A Furman	67 78	203	A Hampton	43 67	245	A Gardner-Webb	72 92	
94	A Nebraska	64 87	245	H Gardner-Webb	67 75	280	A Charleston So.	62 74	280	A Charleston So.	52 67	
			280	H Charleston So.	75 78	280	H Charleston So.	75 78	297	A South Carolina St.	66 71	
			306	A Winthrop	76 50	306	H Winthrop	58 49	315	A Presbyterian	54 70	
			306	H Winthrop	58 49	315	H Presbyterian	58 66	326	A Omaha	69 96	
			315	A Presbyterian	54 70	326	A Omaha	69 96	335	A N.C. Central	82 63	
			335	A N.C. Central	82 63	338	A Longwood	58 80	338	H Longwood	72 67	
			338	A Longwood	58 80	342	A Western Caro.	64 68				
			342	A Western Caro.	64 68							
LAST 12 Division I GAMES:												
280	A Charleston So.	52 67	315	H Presbyterian	58 66							
245	H Gardner-Webb	67 75	338	A Longwood	58 80							
179	H Campbell	49 59	280	A Charleston So.	62 74							
77	A Radford	43 55	179	A Campbell	41 61							
306	H Winthrop	58 49	77	H Radford	41 82							
184	A UNC Asheville	53 56	203	A Hampton	43 67							

Non-Div I Games: Brevard 71 53 Converse 69 51 UNKNOWN 101 53

USC Upstate

Loss, Non-Conf, S Site, H Home A Away N Neutral



Average RPI Win:	<b>196</b>	WON-LOST	WINNING	LAST 10	STRENGTH OF	OPP. STRENGTH	TEAM	ADJ.	CONF.	ADJ CONF.
Average RPI Loss:	<b>81</b>	RECORD	PCT. RANK	GAMES	SCHEDULE	OF SCHEDULE	RPI	RPI	RPI	RPI
DIV. I ONLY	<b>24- 8</b>	<b>41</b>	<b>0- 1</b>	<b>155</b>	<b>125</b>	<b>72</b>	<b>72</b>	<b>12</b>	<b>12</b>	
DIV. I NON-CONF.	<b>9- 4</b>	<b>74</b>	<b>0- 1</b>	<b>209</b>	<b>148</b>	<b>107</b>	<b>107</b>	<b>13</b>	<b>13</b>	
TOTALS	RPI 1-25	RPI 26-50	W-L RECORDS	RPI 51-100	RPI 101-999	RPI 150+				
24- 8	0- 0	0- 1	OVERALL	3- 5	21- 2	17- 0				
12- 3	0- 0	0- 0	HOME	3- 3	9- 0	7- 0				
12- 4	0- 0	0- 1	AWAY	0- 1	12- 2	10- 0				
0- 1	0- 0	0- 0	NEUTRAL	0- 1	0- 0	0- 0				
9- 4	0- 0	0- 1	NON-CONFERENCE	1- 2	8- 1	7- 0				
4- 2	0- 0	0- 0	HOME	1- 2	3- 0	3- 0				
5- 2	0- 0	0- 1	AWAY	0- 0	5- 1	4- 0				
0- 0	0- 0	0- 0	NEUTRAL	0- 0	0- 0	0- 0				
15- 4	0- 0	0- 0	CONFERENCE	2- 3	13- 1	10- 0				
8- 1	0- 0	0- 0	HOME	2- 1	6- 0	4- 0				
7- 2	0- 0	0- 0	AWAY	0- 1	7- 1	6- 0				
0- 1	0- 0	0- 0	NEUTRAL	0- 1	0- 0	0- 0				

RPI S	Opponent	Score	RPI S	Opponent	Score	RPI S	Opponent	Score	RPI S	Opponent	Score
47	A TCU	54 71	51	H Southern California	61 73	117	A Houston	65 61	117	A Houston	65 61
			61	A Little Rock	65 68	118	A Appalachian St.	72 65	118	A Appalachian St.	72 65
			61	H Little Rock	61 62	118	H Appalachian St.	99 94	118	H Appalachian St.	99 94
			68	H Arkansas	65 66	127	A Fresno St.	61 70	127	A Fresno St.	61 70
			84	H SFA	60 54	145	A Georgia St.	48 50	145	A Georgia St.	48 50
			89	H South Alabama	72 51	145	H Georgia St.	69 45	145	H Georgia St.	69 45
			89	N South Alabama	50 57	158	A Oral Roberts	80 62	158	A Oral Roberts	80 62
			100	H Troy	88 65	163	A Texas St.	44 41	163	A Texas St.	44 41
						163	H Texas St.	68 53	163	H Texas St.	68 53
						182	A Coastal Caro.	67 64	182	A Coastal Caro.	67 64
						182	H Coastal Caro.	79 53	182	H Coastal Caro.	79 53
						196	A Arkansas St.	100 73	196	A Arkansas St.	100 73
						196	H Arkansas St.	67 62	196	H Arkansas St.	67 62
						206	H Grambling	78 54	206	H Grambling	78 54
						229	A SMU	66 41	229	A SMU	66 41
						244	H Jackson St.	99 63	244	H Jackson St.	99 63
						252	A San Francisco	80 73	252	A San Francisco	80 73
						269	A Louisiana	76 61	269	A Louisiana	76 61
						285	A Ga. Southern	74 53	285	A Ga. Southern	74 53
						285	H Ga. Southern	81 48	285	H Ga. Southern	81 48
						300	A La.-Monroe	60 56	300	A La.-Monroe	60 56
						302	H UTSA	53 48	302	H UTSA	53 48
						309	A Incarnate Word	97 49	309	A Incarnate Word	97 49
LAST 12 Division I GAMES:											
47	A TCU	54 71	300	A La.-Monroe	60 56						
84	H SFA	60 54	196	H Arkansas St.	67 62						
89	N South Alabama	50 57	61	H Little Rock	61 62						
163	A Texas St.	44 41	118	A Appalachian St.	72 65						
100	H Troy	88 65	182	A Coastal Caro.	67 64						
89	H South Alabama	72 51	163	H Texas St.	68 53						

Non-Div I Games:

UT Arlington

■ Loss, 
 ■ Non-Conf, S Site, 
 ■ Home 
 ■ Away 
 N Neutral



Average RPI Win:	<b>243</b>	WON-LOST	WINNING	LAST 10	STRENGTH OF	OPP. STRENGTH	TEAM	ADJ.	CONF.	ADJ CONF.
Average RPI Loss:	<b>127</b>	RECORD	PCT. RANK	GAMES	SCHEDULE	OF SCHEDULE	RPI	RPI	RPI	RPI
DIV. I ONLY	<b>21- 9</b>	<b>56</b>	<b>2- 0</b>	<b>244</b>	<b>241</b>	<b>112</b>	<b>112</b>	<b>21</b>	<b>21</b>	
DIV. I NON-CONF.	<b>6- 3</b>	<b>87</b>	<b>0- 0</b>	<b>260</b>	<b>134</b>	<b>113</b>	<b>113</b>	<b>22</b>	<b>22</b>	
TOTALS	RPI 1-25	RPI 26-50	W-L RECORDS	RPI 51-100	RPI 101-999	RPI 150+				
21- 9	0- 1	1- 2	OVERALL	0- 1	20- 5	19- 2				
12- 1	0- 0	1- 0	HOME	0- 0	11- 1	11- 0				
7- 7	0- 1	0- 1	AWAY	0- 1	7- 4	7- 2				
2- 1	0- 0	0- 1	NEUTRAL	0- 0	2- 0	1- 0				
6- 3	0- 1	0- 0	NON-CONFERENCE	0- 1	6- 1	6- 0				
4- 0	0- 0	0- 0	HOME	0- 0	4- 0	4- 0				
2- 3	0- 1	0- 0	AWAY	0- 1	2- 1	2- 0				
0- 0	0- 0	0- 0	NEUTRAL	0- 0	0- 0	0- 0				
15- 6	0- 0	1- 2	CONFERENCE	0- 0	14- 4	13- 2				
8- 1	0- 0	1- 0	HOME	0- 0	7- 1	7- 0				
5- 4	0- 0	0- 1	AWAY	0- 0	5- 3	5- 2				
2- 1	0- 0	0- 1	NEUTRAL	0- 0	2- 0	1- 0				

RPI 1-25				RPI 26-50				RPI 51-100				RPI 101+ Team's RPI: 112			
RPI	S	Opponent	Score	RPI	S	Opponent	Score	RPI	S	Opponent	Score	RPI	S	Opponent	Score
5	A	Louisville	62 <b>102</b>	49	A	Belmont	86 <b>100</b>	74	A	Northwestern	64 <b>90</b>	125	A	Morehead St.	75 <b>85</b>
				49	H	Belmont	71 68					125	N	Morehead St.	68 58
				49	N	Belmont	53 <b>59</b>					136	A	IUPUI	72 <b>73</b>
												146	H	Tennessee Tech	76 <b>80</b>
												156	H	Southern Ill.	95 94
												175	A	Chattanooga	81 79
												196	H	Arkansas St.	97 91
												216	H	Jacksonville St.	77 72
												235	A	SIUE	75 48
												235	H	SIUE	68 55
												243	A	Southeast Mo. St.	80 73
												243	H	Southeast Mo. St.	61 50
												261	A	Austin Peay	59 58
												261	H	Austin Peay	74 65
												262	A	Murray St.	73 <b>76</b>
												262	H	Murray St.	75 67
												262	N	Murray St.	77 56
												289	H	Samford	89 68
												294	A	Eastern Ill.	71 <b>77</b>
												294	H	Eastern Ill.	90 66
												303	A	Tennessee St.	73 61
												303	H	Tennessee St.	83 60
												329	H	Mississippi Val.	110 51
												330	A	Lipscomb	62 53
												333	A	Eastern Ky.	87 61
LAST 12 Division I GAMES:															
262	N	Murray St.	77 56	262	A	Murray St.	73 <b>76</b>								
125	N	Morehead St.	68 58	235	A	SIUE	75 48								
49	N	Belmont	53 <b>59</b>	243	H	Southeast Mo. St.	61 50								
303	H	Tennessee St.	83 60	146	H	Tennessee Tech	76 <b>80</b>								
49	H	Belmont	71 68	216	H	Jacksonville St.	77 72								
261	A	Austin Peay	59 58	49	A	Belmont	86 <b>100</b>								

Non-Div I Games: Ala.-Huntsville 100 69 Christian Bros. 108 82

UT Martin

■ Loss, 
 ■ Non-Conf, S Site, 
 ■ Home 
 ■ Away 
 N Neutral



U  
T  
E  
P

U  
T  
E  
P

UTEP

Page 362



Average RPI Win: <b>288</b>	WON-LOST	WINNING	LAST 10	STRENGTH OF	OPP. STRENGTH	TEAM	ADJ.	CONF.	ADJ CONF.
Average RPI Loss: <b>177</b>	RECORD	PCT. RANK	GAMES	SCHEDULE	OF SCHEDULE	RPI	RPI	RPI	RPI
DIV. I ONLY	16- 15	157	0- 1	299	304	218	218	31	31
DIV. I NON-CONF.	4- 8	238	0- 1	169	146	215	215	30	30
TOTALS	RPI 1-25	RPI 26-50	W-L RECORDS	RPI 51-100	RPI 101-999	RPI 150+			
16- 15	0- 2	0- 1	OVERALL	0- 0	16- 12	16- 9			
8- 5	0- 0	0- 1	HOME	0- 0	8- 4	8- 3			
6- 9	0- 2	0- 0	AWAY	0- 0	6- 7	6- 6			
2- 1	0- 0	0- 0	NEUTRAL	0- 0	2- 1	2- 0			
4- 8	0- 2	0- 1	NON-CONFERENCE	0- 0	4- 5	4- 5			
2- 3	0- 0	0- 1	HOME	0- 0	2- 2	2- 2			
2- 5	0- 2	0- 0	AWAY	0- 0	2- 3	2- 3			
0- 0	0- 0	0- 0	NEUTRAL	0- 0	0- 0	0- 0			
12- 7	0- 0	0- 0	CONFERENCE	0- 0	12- 7	12- 4			
6- 2	0- 0	0- 0	HOME	0- 0	6- 2	6- 1			
4- 4	0- 0	0- 0	AWAY	0- 0	4- 4	4- 3			
2- 1	0- 0	0- 0	NEUTRAL	0- 0	2- 1	2- 0			

RPI 1-25				RPI 26-50				RPI 51-100				RPI 101+ Team's RPI: 218			
RPI	S	Opponent	Score	RPI	S	Opponent	Score	RPI	S	Opponent	Score	RPI	S	Opponent	Score
1	A	Baylor	37 <b>98</b>	33	H	Texas	66 <b>81</b>					124	A	New Mexico St.	63 <b>71</b>
15	A	Texas A&M	61 <b>84</b>									124	H	New Mexico St.	67 <b>70</b>
												124	N	New Mexico St.	73 <b>76</b>
												160	A	North Texas	42 <b>56</b>
												191	H	Prairie View	57 50
												209	A	Massachusetts	70 <b>74</b>
												225	A	California Baptist	63 <b>66</b>
												225	H	California Baptist	60 56
												228	H	Texas Southern	55 <b>69</b>
												231	A	UMKC	75 56
												231	H	UMKC	67 64
												239	A	A&M-Corpus Christi	70 57
												239	H	A&M-Corpus Christi	49 <b>59</b>
												269	H	Louisiana	75 60
												276	A	CSU Bakersfield	63 <b>68</b>
												276	H	CSU Bakersfield	64 56
												276	N	CSU Bakersfield	69 58
												286	A	Canisius	57 53
												295	A	Utah Valley	57 <b>72</b>
												295	H	Utah Valley	55 <b>57</b>
												302	A	UTSA	58 <b>61</b>
												336	A	Seattle U	74 70
												336	H	Seattle U	69 56
												336	N	Seattle U	56 54
												343	A	Grand Canyon	66 50
												343	H	Grand Canyon	49 42
LAST 12 Division I GAMES:															
				160	A	North Texas	42 <b>56</b>					348	H	Chicago St.	84 38
				336	N	Seattle U	56 54					124	H	New Mexico St.	67 <b>70</b>
				276	N	CSU Bakersfield	69 58					295	A	Utah Valley	57 <b>72</b>
				124	N	New Mexico St.	73 <b>76</b>					336	A	Seattle U	74 70
				225	A	California Baptist	63 <b>66</b>					276	H	CSU Bakersfield	64 56
				231	H	UMKC	67 64					343	H	Grand Canyon	49 42

Non-Div I Games: Texas Lutheran 82 38 UNKNOWN 74 43

UTRGV

Loss, Non-Conf, S Site, H Home A Away N Neutral



RPI	S	Opponent	Score	
348	A	Chicago St.	71	55
348	H	Chicago St.	84	38

U  
T  
R  
G  
V

U  
T  
R  
G  
V

UTRGV



Average RPI Win:	227	WON-LOST	WINNING	LAST 10	STRENGTH OF	OPP. STRENGTH	TEAM	ADJ.	CONF.	ADJ CONF.
Average RPI Loss:	156	RECORD	PCT. RANK	GAMES	SCHEDULE	OF SCHEDULE	RPI	RPI	RPI	RPI
DIV. I ONLY	5- 21	324	0- 1	172	155	302	302	13	13	
DIV. I NON-CONF.	3- 7	255	0- 0	245	229	299	299	16	16	
TOTALS	RPI 1-25	RPI 26-50	W-L RECORDS	RPI 51-100	RPI 101-999	RPI 150+				
5- 21	0- 0	0- 3	OVERALL	0- 4	5- 14	5- 10				
4- 10	0- 0	0- 1	HOME	0- 3	4- 6	4- 5				
1- 10	0- 0	0- 2	AWAY	0- 1	1- 7	1- 4				
0- 1	0- 0	0- 0	NEUTRAL	0- 0	0- 1	0- 1				
3- 7	0- 0	0- 1	NON-CONFERENCE	0- 1	3- 5	3- 3				
3- 3	0- 0	0- 0	HOME	0- 0	3- 3	3- 2				
0- 3	0- 0	0- 1	AWAY	0- 1	0- 1	0- 0				
0- 1	0- 0	0- 0	NEUTRAL	0- 0	0- 1	0- 1				
2- 14	0- 0	0- 2	CONFERENCE	0- 3	2- 9	2- 7				
1- 7	0- 0	0- 1	HOME	0- 3	1- 3	1- 3				
1- 7	0- 0	0- 1	AWAY	0- 0	1- 6	1- 4				
0- 0	0- 0	0- 0	NEUTRAL	0- 0	0- 0	0- 0				

RPI S	Opponent	Score	RPI S	Opponent	Score	RPI S	Opponent	Score	RPI S	Opponent	Score	Team's RPI: 302
30	A Rice	54 85	30	H Rice	46 72	60	H Middle Tenn.	52 72	108	A Charlotte	54 66	
33	A Texas	54 98	30	H Rice	46 72	72	A UT Arlington	48 53	110	A Old Dominion	47 72	
			33	A Texas	54 98	79	H Western Ky.	62 81	136	H IUPUI	50 58	
						91	H UAB	42 59	139	A Seton Hall	53 84	
									160	A North Texas	57 54	
									163	H Texas St.	60 68	
									173	H Louisiana Tech	70 68	
									177	H Utah St.	56 62	
									197	A Southern Miss.	39 72	
									197	H Southern Miss.	45 70	
									202	H Marshall	72 79	
									218	H UTRGV	61 58	
									257	A UTEP	73 77	
									257	H UTEP	60 73	
									272	H San Diego	87 77	
									305	N UMBC	58 72	
									307	A Fla. Atlantic	70 86	
									312	H Weber St.	66 59	
									319	A FIU	40 51	
LAST 12 Division I GAMES:												
30	H Rice	46 72	319	A FIU	40 51							
197	A Southern Miss.	39 72	202	H Marshall	72 79							
257	A UTEP	73 77	79	H Western Ky.	62 81							
173	H Louisiana Tech	70 68	110	A Old Dominion	47 72							
197	H Southern Miss.	45 70	108	A Charlotte	54 66							
307	A Fla. Atlantic	70 86	91	H UAB	42 59							

Non-Div I Games: Concordia (TX) 78 51 Tex. A&M-Kingsville86 55

UTSA

Loss, Non-Conf, S Site, H Home A Away N Neutral



Average RPI Win:	167	WON-LOST	WINNING	LAST 10	STRENGTH OF	OPP. STRENGTH	TEAM	ADJ.	CONF.	ADJ CONF.
Average RPI Loss:	40	RECORD	PCT. RANK	GAMES	SCHEDULE	OF SCHEDULE	RPI	RPI	RPI	RPI
DIV. I ONLY	20- 10	73	0- 1	151	19	86	86	2	2	
DIV. I NON-CONF.	11- 0	1	0- 0	313	199	59	59	1	1	
TOTALS	RPI 1-25	RPI 26-50	W-L RECORDS	RPI 51-100	RPI 101-999	RPI 150+				
20- 10	1- 4	2- 2	OVERALL	1- 3	16- 1	13- 0				
13- 3	1- 1	2- 1	HOME	1- 1	9- 0	7- 0				
5- 6	0- 3	0- 1	AWAY	0- 2	5- 0	4- 0				
2- 1	0- 0	0- 0	NEUTRAL	0- 0	2- 1	2- 0				
11- 0	0- 0	1- 0	NON-CONFERENCE	0- 0	10- 0	9- 0				
7- 0	0- 0	1- 0	HOME	0- 0	6- 0	5- 0				
2- 0	0- 0	0- 0	AWAY	0- 0	2- 0	2- 0				
2- 0	0- 0	0- 0	NEUTRAL	0- 0	2- 0	2- 0				
9- 10	1- 4	1- 2	CONFERENCE	1- 3	6- 1	4- 0				
6- 3	1- 1	1- 1	HOME	1- 1	3- 0	2- 0				
3- 6	0- 3	0- 1	AWAY	0- 2	3- 0	2- 0				
0- 1	0- 0	0- 0	NEUTRAL	0- 0	0- 1	0- 0				

RPI	S	Opponent	Score	RPI	S	Opponent	Score	RPI	S	Opponent	Score	RPI	S	Opponent	Score
3	A	Oregon	65 87	27	H	BYU	78 67	51	A	Southern California	77 83	109	H	Idaho St.	74 60
4	H	Stanford	75 68	28	A	UCLA	60 76	51	H	Southern California	80 84	133	A	Washington	58 43
16	A	Arizona St.	58 60	28	H	UCLA	90 100	52	A	Arizona	55 66	133	H	Washington	88 56
16	H	Arizona St.	63 65	34	H	California	87 74	52	H	Arizona	80 64	133	N	Washington	54 64
19	A	Oregon St.	63 71									152	A	Washington St.	72 68
												152	H	Washington St.	75 67
												159	H	Alabama	72 62
												170	A	Colorado	76 61
												170	H	Colorado	78 59
												187	A	Eastern Wash.	95 51
												189	N	Hawaii	73 48
												214	N	Florida	74 58
												246	A	Nevada	74 52
												271	H	Long Beach St.	82 59
												295	H	Utah Valley	85 47
												312	H	Weber St.	77 56
												336	H	Seattle U	89 62
LAST 12 Division I GAMES:															
133	N	Washington	54 64	16	A	Arizona St.	58 60								
189	N	Hawaii	73 48	52	A	Arizona	55 66								
51	A	Southern California	77 83	28	H	UCLA	90 100								
28	A	UCLA	60 76	51	H	Southern California	80 84								
152	H	Washington St.	75 67	19	A	Oregon St.	63 71								
133	H	Washington	88 56	3	A	Oregon	65 87								

Non-Div I Games:

Utah

■ Loss, 
 ■ Non-Conf, S Site, 
 ■ Home 
 ■ Away 
 N Neutral



Average RPI Win:	225	WON-LOST	WINNING	LAST 10	STRENGTH OF	OPP. STRENGTH	TEAM	ADJ.	CONF.	ADJ CONF.
Average RPI Loss:	131	RECORD	PCT. RANK	GAMES	SCHEDULE	OF SCHEDULE	RPI	RPI	RPI	RPI
DIV. I ONLY	16- 16	165	0- 1	234	105	177	177	15	15	
DIV. I NON-CONF.	5- 7	201	0- 1	226	47	195	195	14	14	
TOTALS	RPI 1-25	RPI 26-50	W-L RECORDS	RPI 51-100	RPI 101-999	RPI 150+				
16- 16	0- 1	1- 1	OVERALL	1- 5	14- 9	14- 7				
7- 6	0- 1	1- 1	HOME	1- 1	5- 3	5- 2				
8- 7	0- 0	0- 0	AWAY	0- 2	8- 5	8- 4				
1- 3	0- 0	0- 0	NEUTRAL	0- 2	1- 1	1- 1				
5- 7	0- 1	0- 1	NON-CONFERENCE	0- 1	5- 4	5- 4				
1- 3	0- 1	0- 1	HOME	0- 0	1- 1	1- 1				
4- 2	0- 0	0- 0	AWAY	0- 0	4- 2	4- 2				
0- 2	0- 0	0- 0	NEUTRAL	0- 1	0- 1	0- 1				
11- 9	0- 0	1- 0	CONFERENCE	1- 4	9- 5	9- 3				
6- 3	0- 0	1- 0	HOME	1- 1	4- 2	4- 1				
4- 5	0- 0	0- 0	AWAY	0- 2	4- 3	4- 2				
1- 1	0- 0	0- 0	NEUTRAL	0- 1	1- 0	1- 0				

RPI 1-25				RPI 26-50				RPI 51-100				RPI 101+ Team's RPI: 177			
RPI	S	Opponent	Score	RPI	S	Opponent	Score	RPI	S	Opponent	Score	RPI	S	Opponent	Score
3	H	Oregon	58 88	27	H	BYU	57 62	51	N	Southern California	46 55	127	A	Fresno St.	59 70
				39	H	Boise St.	81 68	53	A	Wyoming	35 53	127	H	Fresno St.	53 64
								53	H	Wyoming	50 42	152	A	Washington St.	72 61
								53	N	Wyoming	41 64	160	A	North Texas	54 56
								76	A	New Mexico	56 74	160	A	North Texas	57 41
								76	H	New Mexico	64 68	169	A	UC Riverside	68 60
												170	N	Colorado	68 78
												192	A	Portland	54 61
												207	A	San Diego St.	65 52
												207	H	San Diego St.	54 56
												208	A	UNLV	56 77
												246	A	Nevada	71 59
												246	H	Nevada	79 76
												271	H	Long Beach St.	48 50
												281	A	Colorado St.	72 53
												281	H	Colorado St.	70 59
												281	N	Colorado St.	62 59
												295	H	Utah Valley	67 62
												298	A	Air Force	48 44
												298	H	Air Force	64 55
												299	A	San Jose St.	59 68
												299	H	San Jose St.	82 49
												302	A	UTSA	62 56
LAST 12 Division I GAMES:															
160	A	North Texas	54 56	207	A	San Diego St.	65 52								
169	A	UC Riverside	68 60	39	H	Boise St.	81 68								
281	N	Colorado St.	62 59	76	A	New Mexico	56 74								
53	N	Wyoming	41 64	298	H	Air Force	64 55								
281	H	Colorado St.	70 59	53	A	Wyoming	35 53								
246	A	Nevada	71 59	207	H	San Diego St.	54 56								

Non-Div I Games: Northern N.M. 106 35

Utah St.

■ Loss, 
 ■ Non-Conf, S Site, 
 ■ Home 
 ■ Away 
 N Neutral



## Utah Valley

Through Games Of April 7, 2019

Average RPI Win:	290	WON-LOST	WINNING	LAST 10	STRENGTH OF	OPP. STRENGTH	TEAM	ADJ.	CONF.	ADJ CONF.
Average RPI Loss:	196	RECORD	PCT. RANK	GAMES	SCHEDULE	OF SCHEDULE	RPI	RPI	RPI	RPI
DIV. I ONLY	11- 16	225	0- 1	328	324	295	295	31	31	
DIV. I NON-CONF.	3- 7	255	0- 0	258	245	296	296	30	30	
TOTALS	RPI 1-25	RPI 26-50	W-L RECORDS	RPI 51-100	RPI 101-999	RPI 150+				
11- 16	0- 0	0- 1	OVERALL	0- 1	11- 14	11- 11				
8- 5	0- 0	0- 1	HOME	0- 0	8- 4	8- 3				
3- 10	0- 0	0- 0	AWAY	0- 1	3- 9	3- 7				
0- 1	0- 0	0- 0	NEUTRAL	0- 0	0- 1	0- 1				
3- 7	0- 0	0- 1	NON-CONFERENCE	0- 1	3- 5	3- 4				
3- 2	0- 0	0- 1	HOME	0- 0	3- 1	3- 1				
0- 5	0- 0	0- 0	AWAY	0- 1	0- 4	0- 3				
0- 0	0- 0	0- 0	NEUTRAL	0- 0	0- 0	0- 0				
8- 9	0- 0	0- 0	CONFERENCE	0- 0	8- 9	8- 7				
5- 3	0- 0	0- 0	HOME	0- 0	5- 3	5- 2				
3- 5	0- 0	0- 0	AWAY	0- 0	3- 5	3- 4				
0- 1	0- 0	0- 0	NEUTRAL	0- 0	0- 1	0- 1				

RPI S	Opponent	Score	RPI S	Opponent	Score	RPI S	Opponent	Score	RPI S	Opponent	Score	Team's RPI: 295
27	H BYU	51 77	86	A Utah	47 85	109	A Idaho St.	68 80	124	A New Mexico St.	52 58	
						124	H New Mexico St.	63 72	169	H UC Riverside	56 53	
						177	A Utah St.	62 67	192	H Portland	60 65	
						218	A UTRGV	57 55	218	H UTRGV	72 57	
						225	A California Baptist	54 83	225	H California Baptist	74 92	
						231	A UMKC	64 97	231	H UMKC	64 68	
						231	N UMKC	75 78	264	A Cal St. Fullerton	55 56	
						275	A Southern Utah	59 60	276	A CSU Bakersfield	73 92	
						276	H CSU Bakersfield	78 70	291	H UC Santa Barbara	63 54	
						312	H Weber St.	65 59	336	A Seattle U	58 55	
						336	H Seattle U	63 56	343	A Grand Canyon	54 64	
						343	H Grand Canyon	57 46	348	A Chicago St.	70 65	
						348	H Chicago St.	76 61	231	H UMKC	64 68	
LAST 12 Division I GAMES:												
231	N UMKC	75 78	218	H UTRGV	72 57							
276	A CSU Bakersfield	73 92	124	H New Mexico St.	63 72							
343	A Grand Canyon	54 64	336	H Seattle U	63 56							
225	H California Baptist	74 92	225	A California Baptist	54 83							
231	A UMKC	64 97	348	H Chicago St.	76 61							
348	A Chicago St.	70 65										

Non-Div I Games: Ottawa (AZ) 90 61 La Verne 86 79 Arizona Christian 76 68

Utah Valley

Loss, Non-Conf, S Site, H Home A Away N Neutral



Average RPI Win:	207	WON-LOST	WINNING	LAST 10	STRENGTH OF	OPP. STRENGTH	TEAM	ADJ.	CONF.	ADJ CONF.
Average RPI Loss:	113	RECORD	PCT. RANK	GAMES	SCHEDULE	OF SCHEDULE	RPI	RPI	RPI	RPI
DIV. I ONLY	24- 10	54	0- 1	192	157	92	92	17	17	
DIV. I NON-CONF.	9- 6	116	0- 1	166	140	120	120	17	17	
TOTALS	RPI 1-25	RPI 26-50	W-L RECORDS	RPI 51-100	RPI 101-999	RPI 150+				
24- 10	0- 0	0- 1	OVERALL	2- 4	22- 5	17- 2				
13- 1	0- 0	0- 0	HOME	0- 1	13- 0	9- 0				
8- 7	0- 0	0- 1	AWAY	2- 2	6- 4	6- 2				
3- 2	0- 0	0- 0	NEUTRAL	0- 1	3- 1	2- 0				
9- 6	0- 0	0- 1	NON-CONFERENCE	1- 3	8- 2	5- 0				
5- 1	0- 0	0- 0	HOME	0- 1	5- 0	2- 0				
3- 4	0- 0	0- 1	AWAY	1- 2	2- 1	2- 0				
1- 1	0- 0	0- 0	NEUTRAL	0- 0	1- 1	1- 0				
15- 4	0- 0	0- 0	CONFERENCE	1- 1	14- 3	12- 2				
8- 0	0- 0	0- 0	HOME	0- 0	8- 0	7- 0				
5- 3	0- 0	0- 0	AWAY	1- 0	4- 3	4- 2				
2- 1	0- 0	0- 0	NEUTRAL	0- 1	2- 0	1- 0				

RPI S	Opponent	Score	RPI S	Opponent	Score	RPI S	Opponent	Score	RPI S	Opponent	Score
46	A North Carolina	47 59	54	A Georgetown	47 45	108	H Charlotte	65 52			
			65	A Cincinnati	54 66	110	A Old Dominion	57 60			
			66	A Virginia Tech	72 82	122	H Dayton	64 62			
			77	H Radford	49 54	122	N Dayton	61 52			
			87	A Fordham	47 44	126	H UNCW	58 47			
			87	N Fordham	47 62	136	N IUPUI	61 63			
						138	A Duquesne	68 71			
						149	H Wake Forest	53 40			
						161	H Davidson	61 54			
						164	A William & Mary	72 55			
						183	A Saint Louis	60 76			
						183	H Saint Louis	57 47			
						198	A N.C. A&T	54 48			
						209	H Massachusetts	52 48			
						219	A George Washington	48 57			
						226	A George Mason	62 38			
						238	A Saint Joseph's	65 47			
						238	H Saint Joseph's	59 40			
						238	N Saint Joseph's	58 47			
						260	H Rhode Island	74 39			
						263	A St. Bonaventure	59 50			
						273	A Richmond	68 43			
						273	H Richmond	58 37			
						282	H La Salle	68 38			
						312	N Weber St.	64 36			
						338	H Longwood	84 55			
LAST 12 Division I GAMES:											
66	A Virginia Tech	72 82	183	A Saint Louis	60 76						
108	H Charlotte	65 52	138	A Duquesne	68 71						
238	N Saint Joseph's	58 47	226	A George Mason	62 38						
122	N Dayton	61 52	122	H Dayton	64 62						
87	N Fordham	47 62	273	H Richmond	58 37						
161	H Davidson	61 54	263	A St. Bonaventure	59 50						

Non-Div I Games:

VCU

■ Loss, 
 ■ Non-Conf, 
 ■ S Site, 
 ■ H Home 
 ■ A Away 
 N Neutral



RPI	S	Opponent	Score
339	H	Delaware St.	97 55

V  
C  
U

V  
C  
U

VCU



## Valparaiso

Through Games Of April 7, 2019

Average RPI Win:	276	WON-LOST	WINNING	LAST 10	STRENGTH OF	OPP. STRENGTH	TEAM	ADJ.	CONF.	ADJ CONF.
Average RPI Loss:	157	RECORD	PCT. RANK	GAMES	SCHEDULE	OF SCHEDULE	RPI	RPI	RPI	RPI
DIV. I ONLY	8- 24	300	0- 1	265	201	304	304	14	14	
DIV. I NON-CONF.	4- 8	238	0- 0	340	304	332	332	15	15	
TOTALS	RPI 1-25	RPI 26-50	W-L RECORDS	RPI 51-100	RPI 101-999	RPI 150+				
8- 24	0- 3	0- 2	OVERALL	0- 4	8- 15	8- 12				
4- 11	0- 1	0- 1	HOME	0- 3	4- 6	4- 5				
2- 12	0- 1	0- 1	AWAY	0- 1	2- 9	2- 7				
2- 1	0- 1	0- 0	NEUTRAL	0- 0	2- 0	2- 0				
4- 8	0- 0	0- 0	NON-CONFERENCE	0- 2	4- 6	4- 5				
1- 5	0- 0	0- 0	HOME	0- 2	1- 3	1- 3				
2- 3	0- 0	0- 0	AWAY	0- 0	2- 3	2- 2				
1- 0	0- 0	0- 0	NEUTRAL	0- 0	1- 0	1- 0				
4- 16	0- 3	0- 2	CONFERENCE	0- 2	4- 9	4- 7				
3- 6	0- 1	0- 1	HOME	0- 1	3- 3	3- 2				
0- 9	0- 1	0- 1	AWAY	0- 1	0- 6	0- 5				
1- 1	0- 1	0- 0	NEUTRAL	0- 0	1- 0	1- 0				

RPI 1-25				RPI 26-50				RPI 51-100				RPI 101+ Team's RPI: 304			
RPI	S	Opponent	Score	RPI	S	Opponent	Score	RPI	S	Opponent	Score	RPI	S	Opponent	Score
24	A	Drake	53 84	40	A	Missouri St.	63 108	59	H	Miami (OH)	47 68	125	A	Morehead St.	62 68
24	H	Drake	62 88	40	H	Missouri St.	58 77	96	A	UNI	52 71	135	A	Illinois St.	53 74
24	N	Drake	58 86					96	H	UNI	56 64	135	H	Illinois St.	67 70
								99	H	Toledo	59 65	155	A	Bradley	76 87
												155	H	Bradley	76 73
												156	A	Southern Ill.	65 87
												156	H	Southern Ill.	47 58
												217	A	Illinois	54 73
												223	H	Bowling Green	72 79
												224	H	North Dakota	56 62
												247	A	Indiana St.	59 67
												247	H	Indiana St.	82 86
												247	N	Indiana St.	79 77
												248	N	St. Francis Brooklyn	78 76
												253	A	Loyola Chicago	54 80
												253	H	Loyola Chicago	81 74
												294	H	Eastern Ill.	62 60
												317	H	North Dakota St.	48 51
												331	A	Evansville	65 77
												331	H	Evansville	93 49
												334	A	Purdue Fort Wayne	68 64
												340	A	UIC	65 75
												348	A	Chicago St.	76 70
LAST 12 Division I GAMES:															
		24	N	Drake	58	86				40	H	Missouri St.	58	77	
		247	N	Indiana St.	79	77				247	A	Indiana St.	59	67	
		253	H	Loyola Chicago	81	74				331	A	Evansville	65	77	
		135	A	Illinois St.	53	74				96	H	UNI	56	64	
		155	A	Bradley	76	87				24	H	Drake	62	88	
		156	H	Southern Ill.	47	58				135	H	Illinois St.	67	70	

Non-Div I Games:

Valparaiso

■ Loss, 
■ Non-Conf, 
■ S Site, 
■ H Home 
■ A Away 
N Neutral



Average RPI Win:	242	WON-LOST	WINNING	LAST 10	STRENGTH OF	OPP. STRENGTH	TEAM	ADJ.	CONF.	ADJ CONF.
Average RPI Loss:	75	RECORD	PCT. RANK	GAMES	SCHEDULE	OF SCHEDULE	RPI	RPI	RPI	RPI
DIV. I ONLY	7- 23	305	0- 1	63	52	210	210	5	5	
DIV. I NON-CONF.	5- 8	222	0- 0	104	71	185	185	6	6	
TOTALS	RPI 1-25	RPI 26-50	W-L RECORDS	RPI 51-100	RPI 101-999	RPI 150+				
7- 23	0- 8	0- 3	OVERALL	1- 6	6- 6	6- 5				
5- 9	0- 1	0- 1	HOME	0- 3	5- 4	5- 3				
2- 10	0- 5	0- 2	AWAY	1- 2	1- 1	1- 1				
0- 4	0- 2	0- 0	NEUTRAL	0- 1	0- 1	0- 1				
5- 8	0- 3	0- 2	NON-CONFERENCE	0- 2	5- 1	5- 1				
4- 2	0- 0	0- 1	HOME	0- 0	4- 1	4- 1				
1- 3	0- 1	0- 1	AWAY	0- 1	1- 0	1- 0				
0- 3	0- 2	0- 0	NEUTRAL	0- 1	0- 0	0- 0				
2- 15	0- 5	0- 1	CONFERENCE	1- 4	1- 5	1- 4				
1- 7	0- 1	0- 0	HOME	0- 3	1- 3	1- 2				
1- 7	0- 4	0- 1	AWAY	1- 1	0- 1	0- 1				
0- 1	0- 0	0- 0	NEUTRAL	0- 0	0- 1	0- 1				

RPI S	Opponent	Score	RPI S	Opponent	Score	RPI S	Opponent	Score	RPI S	Opponent	Score	Team's RPI: 210
6 N	UConn	42 80	29 A	Missouri	46 69	56 H	Auburn	70 72	115 H	Georgia	64 71	
8 A	Mississippi St.	70 86	35 H	Central Mich.	57 66	60 A	Middle Tenn.	58 65	159 H	Alabama	65 84	
9 A	NC State	54 74	36 A	Kansas St.	61 72	68 A	Arkansas	62 83	159 N	Alabama	57 74	
15 A	Texas A&M	53 69				69 A	Tennessee	76 69	180 H	North Ala.	71 74	
15 H	Texas A&M	43 50				69 H	Tennessee	65 82	214 H	Florida	66 78	
17 A	South Carolina	69 80				93 H	LSU	68 79	222 A	Ball St.	60 43	
22 A	Kentucky	55 77				95 N	Creighton	55 75	237 A	Ole Miss	60 65	
25 N	Miami (FL)	65 90							237 H	Ole Miss	80 68	
									261 H	Austin Peay	99 70	
									289 H	Samford	77 52	
									303 H	Tennessee St.	89 63	
									315 H	Presbyterian	78 43	
LAST 12 Division I GAMES:												
159 N	Alabama	57 74	237 A	Ole Miss	60 65							
214 H	Florida	66 78	29 A	Missouri	46 69							
69 A	Tennessee	76 69	69 H	Tennessee	65 82							
8 A	Mississippi St.	70 86	15 A	Texas A&M	53 69							
159 H	Alabama	65 84	17 A	South Carolina	69 80							
93 H	LSU	68 79	237 H	Ole Miss	80 68							

Non-Div I Games:

Vanderbilt

■ Loss, 
■ Non-Conf, 
■ S Site, 
■ H Home 
■ A Away 
N Neutral



Average RPI Win: <b>288</b>	WON-LOST	WINNING	LAST 10	STRENGTH OF	OPP. STRENGTH	TEAM	ADJ.	CONF.	ADJ CONF.
Average RPI Loss: <b>165</b>	RECORD	PCT. RANK	GAMES	SCHEDULE	OF SCHEDULE	RPI	RPI	RPI	RPI
DIV. I ONLY	10- 18	250	0- 1	261	288	279	279	23	23
DIV. I NON-CONF.	3- 8	267	0- 0	266	288	304	304	25	25
TOTALS	RPI 1-25	RPI 26-50	W-L RECORDS	RPI 51-100	RPI 101-999	RPI 150+			
10- 18	0- 0	0- 0	OVERALL	0- 3	10- 15	10- 7			
6- 9	0- 0	0- 0	HOME	0- 2	6- 7	6- 4			
4- 9	0- 0	0- 0	AWAY	0- 1	4- 8	4- 3			
0- 0	0- 0	0- 0	NEUTRAL	0- 0	0- 0	0- 0			
3- 8	0- 0	0- 0	NON-CONFERENCE	0- 1	3- 7	3- 4			
2- 5	0- 0	0- 0	HOME	0- 1	2- 4	2- 3			
1- 3	0- 0	0- 0	AWAY	0- 0	1- 3	1- 1			
0- 0	0- 0	0- 0	NEUTRAL	0- 0	0- 0	0- 0			
7- 10	0- 0	0- 0	CONFERENCE	0- 2	7- 8	7- 3			
4- 4	0- 0	0- 0	HOME	0- 1	4- 3	4- 1			
3- 6	0- 0	0- 0	AWAY	0- 1	3- 5	3- 2			
0- 0	0- 0	0- 0	NEUTRAL	0- 0	0- 0	0- 0			

RPI 1-25				RPI 26-50				RPI 51-100				RPI 101+				Team's RPI: 279	
RPI	S	Opponent	Score	RPI	S	Opponent	Score	RPI	S	Opponent	Score	RPI	S	Opponent	Score		
								57	A	Maine	45 66	107	A	Hartford	32 61		
								57	H	Maine	51 63	107	H	Hartford	48 76		
								70	H	Drexel	44 60	114	A	South Fla.	55 102		
												140	A	Stony Brook	48 58		
												140	A	Stony Brook	58 69		
												140	H	Stony Brook	61 67		
												141	H	Yale	55 58		
												148	A	Kansas	36 77		
												167	H	Rider	54 49		
												176	H	Holy Cross	40 65		
												212	H	Dartmouth	42 66		
												236	A	Albany (NY)	40 65		
												236	H	Albany (NY)	52 39		
												255	A	Binghamton	58 57		
												255	H	Binghamton	50 59		
												260	H	Rhode Island	58 61		
												286	A	Canisius	46 67		
												305	A	UMBC	58 44		
												305	H	UMBC	58 50		
												318	H	Wagner	56 54		
												320	A	New Hampshire	51 50		
												320	H	New Hampshire	69 60		
												325	A	NJIT	71 63		
												327	A	UMass Lowell	51 54		
												327	H	UMass Lowell	52 42		
LAST 12 Division I GAMES:																	
140	A	Stony Brook	58 69	320	A	New Hampshire	51 50										
70	H	Drexel	44 60	236	A	Albany (NY)	40 65										
140	A	Stony Brook	48 58	57	A	Maine	45 66										
255	H	Binghamton	50 59	327	H	UMass Lowell	52 42										
305	H	UMBC	58 50	140	H	Stony Brook	61 67										
107	H	Hartford	48 76	305	A	UMBC	58 44										

Non-Div I Games: Norwich 78 28

Vermont

■ Loss, 
 ■ Non-Conf, 
 ■ S Site, 
 ■ H Home 
 ■ A Away 
 N Neutral



Average RPI Win: <b>140</b>	WON-LOST	WINNING	LAST 10	STRENGTH OF	OPP. STRENGTH	TEAM	ADJ.	CONF.	ADJ CONF.
Average RPI Loss: <b>55</b>	RECORD	PCT. RANK	GAMES	SCHEDULE	OF SCHEDULE	RPI	RPI	RPI	RPI
DIV. I ONLY	<b>19- 13</b>	<b>115</b>	<b>0- 1</b>	<b>48</b>	<b>62</b>	<b>55</b>	<b>55</b>	<b>6</b>	<b>6</b>
DIV. I NON-CONF.	<b>10- 3</b>	<b>48</b>	<b>0- 1</b>	<b>53</b>	<b>100</b>	<b>23</b>	<b>23</b>	<b>4</b>	<b>4</b>
TOTALS	RPI 1-25	RPI 26-50	W-L RECORDS	RPI 51-100	RPI 101-999	RPI 150+			
19- 13	0- 5	1- 0	OVERALL	4- 6	14- 2	6- 0			
11- 4	0- 2	1- 0	HOME	2- 1	8- 1	3- 0			
8- 7	0- 3	0- 0	AWAY	2- 3	6- 1	3- 0			
0- 2	0- 0	0- 0	NEUTRAL	0- 2	0- 0	0- 0			
10- 3	0- 1	1- 0	NON-CONFERENCE	1- 2	8- 0	4- 0			
6- 0	0- 0	1- 0	HOME	0- 0	5- 0	2- 0			
4- 2	0- 1	0- 0	AWAY	1- 1	3- 0	2- 0			
0- 1	0- 0	0- 0	NEUTRAL	0- 1	0- 0	0- 0			
9- 10	0- 4	0- 0	CONFERENCE	3- 4	6- 2	2- 0			
5- 4	0- 2	0- 0	HOME	2- 1	3- 1	1- 0			
4- 5	0- 2	0- 0	AWAY	1- 2	3- 1	1- 0			
0- 1	0- 0	0- 0	NEUTRAL	0- 1	0- 0	0- 0			

RPI S Opponent Score	RPI S Opponent Score	RPI S Opponent Score	Team's RPI: 55	RPI S Opponent Score
10 <b>A</b> Marquette 55 <b>93</b>	50 <b>H</b> Princeton 67 46	54 <b>A</b> Georgetown 63 <b>68</b>		107 <b>H</b> Hartford 59 41
10 <b>H</b> Marquette 55 <b>91</b>		54 <b>H</b> Georgetown 91 43		110 <b>H</b> Old Dominion 86 81
18 <b>A</b> UCF 56 <b>71</b>		54 N Georgetown 67 <b>76</b>		115 <b>H</b> Georgia 62 56
23 <b>A</b> DePaul 70 <b>93</b>		58 <b>A</b> Penn 58 50		116 <b>A</b> Providence 61 <b>67</b>
23 <b>H</b> DePaul 59 <b>66</b>		66 N Virginia Tech 59 <b>61</b>		116 <b>H</b> Providence 53 33
		67 <b>A</b> Butler 60 <b>62</b>		119 <b>A</b> St. John's (NY) 73 57
		67 <b>H</b> Butler 55 <b>63</b>		119 <b>H</b> St. John's (NY) 62 <b>66</b>
		83 <b>A</b> West Virginia 57 <b>64</b>		130 <b>A</b> Lehigh 70 48
		95 <b>A</b> Creighton 54 52		139 <b>A</b> Seton Hall 70 66
		95 <b>H</b> Creighton 67 62		139 <b>H</b> Seton Hall 73 68
				166 <b>H</b> Temple 76 68
				211 <b>A</b> Xavier 68 63
				211 <b>H</b> Xavier 75 71
				219 <b>A</b> George Washington 60 45
				238 <b>A</b> Saint Joseph's 47 35
				282 <b>H</b> La Salle 81 68
LAST 12 Division I GAMES:				
83 <b>A</b> West Virginia 57 <b>64</b>	119 <b>H</b> St. John's (NY) 62 <b>66</b>			
110 <b>H</b> Old Dominion 86 81	54 <b>H</b> Georgetown 91 43			
54 N Georgetown 67 <b>76</b>	10 <b>A</b> Marquette 55 <b>93</b>			
67 <b>A</b> Butler 60 <b>62</b>	23 <b>A</b> DePaul 70 <b>93</b>			
211 <b>A</b> Xavier 68 63	95 <b>H</b> Creighton 67 62			
139 <b>H</b> Seton Hall 73 68	116 <b>H</b> Providence 53 33			

Non-Div I Games:

Villanova

■ Loss, 
■ Non-Conf, 
■ S Site, 
■ H Home 
■ A Away 
N Neutral



## Virginia

Through Games Of April 7, 2019

Average RPI Win:	128	WON-LOST	WINNING	LAST 10	STRENGTH OF	OPP. STRENGTH	TEAM	ADJ.	CONF.	ADJ CONF.
Average RPI Loss:	48	RECORD	PCT. RANK	GAMES	SCHEDULE	OF SCHEDULE	RPI	RPI	RPI	RPI
DIV. I ONLY	12- 19	236	1- 0	11	14	102	102	1	1	
DIV. I NON-CONF.	6- 7	169	0- 0	26	85	122	122	2	2	
TOTALS	RPI 1-25	RPI 26-50	W-L RECORDS	RPI 51-100	RPI 101-999	RPI 150+				
12- 19	0- 10	0- 4	OVERALL	4- 2	8- 3	2- 2				
8- 8	0- 4	0- 1	HOME	4- 1	4- 2	2- 1				
2- 9	0- 5	0- 3	AWAY	0- 1	2- 0	0- 0				
2- 2	0- 1	0- 0	NEUTRAL	0- 0	2- 1	0- 1				
6- 7	0- 2	0- 2	NON-CONFERENCE	1- 1	5- 2	2- 2				
4- 4	0- 1	0- 1	HOME	1- 1	3- 1	2- 1				
1- 2	0- 1	0- 1	AWAY	0- 0	1- 0	0- 0				
1- 1	0- 0	0- 0	NEUTRAL	0- 0	1- 1	0- 1				
6- 12	0- 8	0- 2	CONFERENCE	3- 1	3- 1	0- 0				
4- 4	0- 3	0- 0	HOME	3- 0	1- 1	0- 0				
1- 7	0- 4	0- 2	AWAY	0- 1	1- 0	0- 0				
1- 1	0- 1	0- 0	NEUTRAL	0- 0	1- 0	0- 0				

RPI	S	Opponent	Score	RPI	S	Opponent	Score	RPI	S	Opponent	Score	RPI	S	Opponent	Score	Team's RPI: 102
2	A	Notre Dame	66 103	35	H	Central Mich.	61 74	66	A	Virginia Tech	45 63	108	H	Charlotte	65 61	
5	A	Louisville	43 91	38	A	Michigan St.	66 91	66	H	Virginia Tech	62 58	110	A	Old Dominion	73 67	
5	H	Louisville	49 71	45	A	Clemson	65 71	73	H	Georgia Tech	53 45	114	N	South Fla.	74 67	
8	H	Mississippi St.	44 72	46	A	North Carolina	53 70	75	H	American	57 54	128	A	Pittsburgh	74 57	
9	H	NC State	38 66					77	H	Radford	44 57	134	H	Boston College	79 77	
11	A	Syracuse	68 72					82	H	Duke	53 47	134	N	Boston College	77 61	
11	N	Syracuse	57 67									149	H	Wake Forest	42 52	
21	H	Florida St.	61 63									159	N	Alabama	52 64	
22	A	Kentucky	51 63									183	H	Saint Louis	65 67	
25	A	Miami (FL)	59 72									198	H	N.C. A&T	67 57	
												313	H	Coppin St.	55 41	
LAST 12 Division I GAMES:																
134	N	Boston College	77 61	46	A	North Carolina	53 70									
11	N	Syracuse	57 67	82	H	Duke	53 47									
2	A	Notre Dame	66 103	134	H	Boston College	79 77									
66	A	Virginia Tech	45 63	25	A	Miami (FL)	59 72									
73	H	Georgia Tech	53 45	11	A	Syracuse	68 72									
5	H	Louisville	49 71	149	H	Wake Forest	42 52									

Non-Div I Games:

Virginia

■ Loss, 
 ■ Non-Conf, 
 ■ S Site, 
 ■ Home 
 ■ A Away 
 N Neutral



## Virginia Tech

Through Games Of April 7, 2019

Average RPI Win:	158	WON-LOST	WINNING	LAST 10	STRENGTH OF	OPP. STRENGTH	TEAM	ADJ.	CONF.	ADJ CONF.
Average RPI Loss:	35	RECORD	PCT. RANK	GAMES	SCHEDULE	OF SCHEDULE	RPI	RPI	RPI	RPI
DIV. I ONLY	22- 12	89	0- 1	76	35	66	66	1	1	
DIV. I NON-CONF.	15- 1	5	0- 1	170	189	29	29	2	2	
TOTALS	RPI 1-25	RPI 26-50	W-L RECORDS	RPI 51-100	RPI 101-999	RPI 150+				
22- 12	1- 6	1- 4	OVERALL	4- 1	16- 1	9- 0				
13- 5	1- 4	1- 1	HOME	2- 0	9- 0	7- 0				
4- 6	0- 2	0- 2	AWAY	1- 1	3- 1	1- 0				
5- 1	0- 0	0- 1	NEUTRAL	1- 0	4- 0	1- 0				
15- 1	0- 0	1- 1	NON-CONFERENCE	3- 0	11- 0	9- 0				
10- 0	0- 0	1- 0	HOME	2- 0	7- 0	7- 0				
1- 1	0- 0	0- 1	AWAY	0- 0	1- 0	1- 0				
4- 0	0- 0	0- 0	NEUTRAL	1- 0	3- 0	1- 0				
7- 11	1- 6	0- 3	CONFERENCE	1- 1	5- 1	0- 0				
3- 5	1- 4	0- 1	HOME	0- 0	2- 0	0- 0				
3- 5	0- 2	0- 1	AWAY	1- 1	2- 1	0- 0				
1- 1	0- 0	0- 1	NEUTRAL	0- 0	1- 0	0- 0				

RPI	S	Opponent	Score	RPI	S	Opponent	Score	RPI	S	Opponent	Score	RPI	S	Opponent	Score
2	H	Notre Dame	51 80	32	H	Rutgers	67 51	55	N	Villanova	61 59	102	A	Virginia	58 62
5	H	Louisville	63 72	37	A	James Madison	66 70	73	A	Georgia Tech	68 76	102	H	Virginia	63 45
9	A	NC State	61 70	45	A	Clemson	66 73	77	H	Radford	55 44	106	N	Ohio St.	81 73
11	H	Syracuse	73 75	45	N	Clemson	79 80	82	A	Duke	64 57	122	N	Dayton	69 57
21	H	Florida St.	54 56	46	H	North Carolina	69 81	92	H	VCU	82 72	128	A	Pittsburgh	74 58
25	A	Miami (FL)	61 68									134	A	Boston College	95 86
25	H	Miami (FL)	73 65									149	H	Wake Forest	69 57
												149	N	Wake Forest	85 63
												175	H	Chattanooga	74 59
												181	A	Liberty	72 61
												195	H	Furman	92 65
												215	H	Monmouth	82 49
												220	H	Mt. St. Mary's	83 51
												273	N	Richmond	85 57
												285	H	Ga. Southern	78 49
												338	H	Longwood	93 39
												341	H	USC Upstate	96 45
LAST 12 Division I GAMES:															
37	A	James Madison	66 70	102	H	Virginia	63 45	45	A	Clemson	66 73	25	H	Miami (FL)	73 65
92	H	VCU	82 72	5	H	Louisville	63 72	73	A	Georgia Tech	68 76	82	A	Duke	64 57
195	H	Furman	92 65												
149	N	Wake Forest	85 63												
45	N	Clemson	79 80												
149	H	Wake Forest	69 57												

Non-Div I Games:

Virginia Tech

■ Loss, 
 ■ Non-Conf, 
 ■ S Site, 
 ■ H Home 
 ■ A Away 
 N Neutral



Average RPI Win:	317	WON-LOST	WINNING	LAST 10	STRENGTH OF	OPP. STRENGTH	TEAM	ADJ.	CONF.	ADJ CONF.
Average RPI Loss:	219	RECORD	PCT. RANK	GAMES	SCHEDULE	OF SCHEDULE	RPI	RPI	RPI	RPI
DIV. I ONLY	9- 20	269	0- 1	330	349	318	318	30	30	
DIV. I NON-CONF.	1- 9	326	0- 0	317	340	343	343	31	31	
TOTALS	RPI 1-25	RPI 26-50	W-L RECORDS	RPI 51-100	RPI 101-999	RPI 150+				
9- 20	0- 0	0- 0	OVERALL	0- 1	9- 19	9- 16				
5- 7	0- 0	0- 0	HOME	0- 0	5- 7	5- 6				
4- 12	0- 0	0- 0	AWAY	0- 1	4- 11	4- 9				
0- 1	0- 0	0- 0	NEUTRAL	0- 0	0- 1	0- 1				
1- 9	0- 0	0- 0	NON-CONFERENCE	0- 1	1- 8	1- 5				
0- 3	0- 0	0- 0	HOME	0- 0	0- 3	0- 2				
1- 5	0- 0	0- 0	AWAY	0- 1	1- 4	1- 2				
0- 1	0- 0	0- 0	NEUTRAL	0- 0	0- 1	0- 1				
8- 11	0- 0	0- 0	CONFERENCE	0- 0	8- 11	8- 11				
5- 4	0- 0	0- 0	HOME	0- 0	5- 4	5- 4				
3- 7	0- 0	0- 0	AWAY	0- 0	3- 7	3- 7				
0- 0	0- 0	0- 0	NEUTRAL	0- 0	0- 0	0- 0				

RPI S	Opponent	Score	RPI S	Opponent	Score	RPI S	Opponent	Score	RPI S	Opponent	Score	Team's RPI: 318
						87 A	Fordham	59 80	139 A	Seton Hall	40 95	
									140 A	Stony Brook	45 70	
									141 H	Yale	41 74	
									162 A	Robert Morris	46 69	
									162 H	Robert Morris	57 77	
									193 A	Sacred Heart	64 72	
									193 A	Sacred Heart	51 68	
									193 H	Sacred Heart	68 80	
									199 A	Saint Francis (PA)	70 107	
									199 H	Saint Francis (PA)	58 67	
									220 A	Mt. St. Mary's	66 81	
									220 H	Mt. St. Mary's	92 76	
									248 A	St. Francis Brooklyn	61 76	
									248 H	St. Francis Brooklyn	87 85	
									277 N	Siena	71 74	
									279 A	Vermont	54 56	
									288 H	Army West Point	46 61	
									293 A	Bryant	73 76	
									293 H	Bryant	69 84	
									322 H	Lafayette	43 66	
									328 A	Central Conn. St.	75 63	
									328 H	Central Conn. St.	70 62	
									338 A	Longwood	86 60	
									344 A	Fairleigh Dickinson	60 44	
									344 H	Fairleigh Dickinson	71 59	
									347 A	Saint Peter's	57 69	
LAST 12 Division I GAMES:												
193 A	Sacred Heart	51 68	344 A	Fairleigh Dickinson	60 44							
277 N	Siena	71 74	220 A	Mt. St. Mary's	66 81							
293 A	Bryant	73 76	328 H	Central Conn. St.	70 62							
199 H	Saint Francis (PA)	58 67	248 H	St. Francis Brooklyn	87 85							
162 H	Robert Morris	57 77	351 A	LIU Brooklyn	66 62							
293 H	Bryant	69 84	351 H	LIU Brooklyn	72 62							

Non-Div I Games: Staten Island 86 59

Wagner

Loss, Non-Conf, S Site, H Home A Away N Neutral



W  
a  
g  
n  
e  
r

Wagner  
RPI S Opponent Score

Through Games Of April 7, 2019

RPI	S	Opponent	Score	
351	A	LIU Brooklyn	66	62
351	H	LIU Brooklyn	72	62

W  
a  
g  
n  
e  
r

Wagner



## Wake Forest

Through Games Of April 7, 2019

Average RPI Win:	163	WON-LOST	WINNING	LAST 10	STRENGTH OF	OPP. STRENGTH	TEAM	ADJ.	CONF.	ADJ CONF.
Average RPI Loss:	67	RECORD	PCT. RANK	GAMES	SCHEDULE	OF SCHEDULE	RPI	RPI	RPI	RPI
DIV. I ONLY	10- 20	262	0- 1	25	49	149	149	1	1	
DIV. I NON-CONF.	9- 4	74	0- 0	76	270	78	78	2	2	
TOTALS	RPI 1-25	RPI 26-50	W-L RECORDS	RPI 51-100	RPI 101-999	RPI 150+				
10- 20	0- 7	1- 3	OVERALL	0- 6	9- 4	4- 2				
7- 10	0- 3	1- 2	HOME	0- 2	6- 3	3- 1				
2- 9	0- 4	0- 1	AWAY	0- 3	2- 1	0- 1				
1- 1	0- 0	0- 0	NEUTRAL	0- 1	1- 0	1- 0				
9- 4	0- 0	1- 1	NON-CONFERENCE	0- 1	8- 2	4- 2				
7- 2	0- 0	1- 1	HOME	0- 0	6- 1	3- 1				
1- 2	0- 0	0- 0	AWAY	0- 1	1- 1	0- 1				
1- 0	0- 0	0- 0	NEUTRAL	0- 0	1- 0	1- 0				
1- 16	0- 7	0- 2	CONFERENCE	0- 5	1- 2	0- 0				
0- 8	0- 3	0- 1	HOME	0- 2	0- 2	0- 0				
1- 7	0- 4	0- 1	AWAY	0- 2	1- 0	0- 0				
0- 1	0- 0	0- 0	NEUTRAL	0- 1	0- 0	0- 0				

RPI S	Opponent	Score	RPI S	Opponent	Score	RPI S	Opponent	Score	RPI S	Opponent	Score	Team's RPI: 149
2	A Notre Dame	48 78	37	H James Madison	50 49	66	A Virginia Tech	57 69	102	A Virginia	52 42	
5	H Louisville	49 73	41	H Indiana	73 87	66	N Virginia Tech	63 85	105	H Towson	60 53	
9	A NC State	46 80	45	H Clemson	53 69	73	H Georgia Tech	46 60	108	A Charlotte	69 43	
9	H NC State	50 59	46	A North Carolina	61 84	82	A Duke	52 66	119	H St. John's (NY)	64 59	
11	A Syracuse	57 77				82	H Duke	44 55	128	H Pittsburgh	64 70	
21	A Florida St.	61 85				92	A VCU	40 53	131	H Mercer	69 54	
25	H Miami (FL)	57 72							134	H Boston College	64 65	
									194	A East Carolina	61 70	
									205	H UMES	78 67	
									211	H Xavier	50 62	
									251	H Norfolk St.	63 61	
									273	H Richmond	62 48	
									297	N South Carolina St.	58 44	
LAST 12 Division I GAMES:												
66	N Virginia Tech	63 85	73	H Georgia Tech	46 60							
66	A Virginia Tech	57 69	45	H Clemson	53 69							
128	H Pittsburgh	64 70	21	A Florida St.	61 85							
82	H Duke	44 55	9	H NC State	50 59							
9	A NC State	46 80	102	A Virginia	52 42							
11	A Syracuse	57 77	82	A Duke	52 66							

Non-Div I Games:

Wake Forest

■ Loss, 
 ■ Non-Conf, 
 ■ S Site, 
 ■ H Home 
 ■ A Away 
 N Neutral



Average RPI Win:	170	WON-LOST	WINNING	LAST 10	STRENGTH OF	OPP. STRENGTH	TEAM	ADJ.	CONF.	ADJ CONF.
Average RPI Loss:	51	RECORD	PCT. RANK	GAMES	SCHEDULE	OF SCHEDULE	RPI	RPI	RPI	RPI
DIV. I ONLY	11- 21	261	1- 0	16	37	133	133	2	2	
DIV. I NON-CONF.	7- 5	128	0- 0	89	185	130	130	1	1	
TOTALS	RPI 1-25	RPI 26-50	W-L RECORDS	RPI 51-100	RPI 101-999	RPI 150+				
11- 21	1- 8	0- 5	OVERALL	2- 5	8- 3	7- 3				
6- 9	0- 4	0- 2	HOME	0- 2	6- 1	5- 1				
2- 9	0- 3	0- 2	AWAY	0- 2	2- 2	2- 2				
3- 3	1- 1	0- 1	NEUTRAL	2- 1	0- 0	0- 0				
7- 5	0- 1	0- 2	NON-CONFERENCE	1- 1	6- 1	5- 1				
5- 2	0- 1	0- 1	HOME	0- 0	5- 0	4- 0				
1- 1	0- 0	0- 0	AWAY	0- 0	1- 1	1- 1				
1- 2	0- 0	0- 1	NEUTRAL	1- 1	0- 0	0- 0				
4- 16	1- 7	0- 3	CONFERENCE	1- 4	2- 2	2- 2				
1- 7	0- 3	0- 1	HOME	0- 2	1- 1	1- 1				
1- 8	0- 3	0- 2	AWAY	0- 2	1- 1	1- 1				
2- 1	1- 1	0- 0	NEUTRAL	1- 0	0- 0	0- 0				

RPI	S	Opponent	Score	RPI	S	Opponent	Score	RPI	S	Opponent	Score	RPI	S	Opponent	Score	Team's RPI: 133
3	A	Oregon	71 <b>84</b>	28	A	UCLA	60 <b>76</b>	51	A	Southern California	57 <b>82</b>	106	H	Ohio St.	69 59	
3	H	Oregon	57 <b>76</b>	34	A	California	70 <b>79</b>	52	H	Arizona	59 <b>69</b>	152	A	Washington St.	61 <b>94</b>	
4	A	Stanford	54 <b>91</b>	34	H	California	65 <b>71</b>	82	N	Duke	71 64	152	H	Washington St.	76 <b>79</b>	
4	H	Stanford	53 <b>72</b>	39	H	Boise St.	69 <b>73</b>	86	A	Utah	56 <b>88</b>	170	A	Colorado	60 46	
4	N	Stanford	61 <b>72</b>	42	N	Michigan	73 <b>80</b>	86	H	Utah	43 <b>58</b>	170	H	Colorado	68 58	
8	H	Mississippi St.	56 <b>103</b>					86	N	Utah	64 54	172	A	Tulane	51 <b>63</b>	
19	A	Oregon St.	67 <b>78</b>					87	N	Fordham	57 <b>65</b>	190	H	Montana	69 54	
19	H	Oregon St.	39 <b>86</b>									221	H	Northern Ariz.	81 59	
19	N	Oregon St.	68 67									226	H	George Mason	81 52	
												264	H	Cal St. Fullerton	83 74	
												336	A	Seattle U	69 58	
LAST 12 Division I GAMES:																
		86	N	Utah	64	54	4	H	Stanford	53	<b>72</b>					
		19	N	Oregon St.	68	67	34	H	California	65	<b>71</b>					
		4	N	Stanford	61	<b>72</b>	170	A	Colorado	60	46					
		39	H	Boise St.	69	<b>73</b>	86	A	Utah	56	<b>88</b>					
		42	N	Michigan	73	<b>80</b>	152	A	Washington St.	61	<b>94</b>					
		87	N	Fordham	57	<b>65</b>	52	H	Arizona	59	<b>69</b>					

Non-Div I Games:

Washington



Average RPI Win:	149	WON-LOST	WINNING	LAST 10	STRENGTH OF	OPP. STRENGTH	TEAM	ADJ.	CONF.	ADJ CONF.
Average RPI Loss:	58	RECORD	PCT. RANK	GAMES	SCHEDULE	OF SCHEDULE	RPI	RPI	RPI	RPI
DIV. I ONLY	9- 21	274	0- 1	23	21	152	152	2	2	
DIV. I NON-CONF.	5- 6	173	0- 0	82	133	167	167	1	1	
TOTALS	RPI 1-25	RPI 26-50	W-L RECORDS	RPI 51-100	RPI 101-999	RPI 150+				
9- 21	0- 8	1- 4	OVERALL	2- 5	6- 4	4- 3				
6- 9	0- 4	1- 1	HOME	2- 3	3- 1	2- 1				
1- 10	0- 4	0- 2	AWAY	0- 2	1- 2	0- 2				
2- 2	0- 0	0- 1	NEUTRAL	0- 0	2- 1	2- 0				
5- 6	0- 1	1- 0	NON-CONFERENCE	1- 2	3- 3	3- 2				
3- 3	0- 0	1- 0	HOME	1- 2	1- 1	1- 1				
0- 2	0- 1	0- 0	AWAY	0- 0	0- 1	0- 1				
2- 1	0- 0	0- 0	NEUTRAL	0- 0	2- 1	2- 0				
4- 15	0- 7	0- 4	CONFERENCE	1- 3	3- 1	1- 1				
3- 6	0- 4	0- 1	HOME	1- 1	2- 0	1- 0				
1- 8	0- 3	0- 2	AWAY	0- 2	1- 1	0- 1				
0- 1	0- 0	0- 1	NEUTRAL	0- 0	0- 0	0- 0				

RPI	S	Opponent	Score	RPI	S	Opponent	Score	RPI	S	Opponent	Score	RPI	S	Opponent	Score	Team's RPI: 152
3	A	Oregon	58 98	28	A	UCLA	56 83	51	A	Southern California	73 81	133	A	Washington	79 76	
3	H	Oregon	64 79	34	A	California	63 77	52	H	Arizona	90 88	133	H	Washington	94 61	
4	A	Stanford	64 85	34	H	California	58 80	63	H	Saint Mary's (CA)	64 70	148	N	Kansas	63 71	
4	H	Stanford	42 67	34	N	California	58 77	71	H	UC Davis	62 75	151	A	CSUN	52 65	
13	A	Gonzaga	53 76	39	H	Boise St.	95 71	86	A	Utah	67 75	170	A	Colorado	61 72	
16	H	Arizona St.	46 61					86	H	Utah	68 72	170	H	Colorado	74 48	
19	A	Oregon St.	69 76					94	H	Nebraska	87 84	177	H	Utah St.	61 72	
19	H	Oregon St.	35 52									216	N	Jacksonville St.	64 51	
												252	H	San Francisco	91 61	
												256	N	Wichita St.	85 59	
LAST 12 Division I GAMES:																
		34 N California	58 77			170 A Colorado	61 72									
		256 N Wichita St.	85 59			133 H Washington	94 61									
		216 N Jacksonville St.	64 51			52 H Arizona	90 88									
		34 H California	58 80			16 H Arizona St.	46 61									
		4 H Stanford	42 67			51 A Southern California	73 81									
		86 A Utah	67 75			28 A UCLA	56 83									

Non-Div I Games:

Washington St.

■ Loss, 
■ Non-Conf, 
■ S Site, 
■ H Home 
■ A Away 
N Neutral



Average RPI Win: <b>231</b>	WON-LOST	WINNING	LAST 10	STRENGTH OF	OPP. STRENGTH	TEAM	ADJ.	CONF.	ADJ CONF.
Average RPI Loss: <b>170</b>	RECORD	PCT. RANK	GAMES	SCHEDULE	OF SCHEDULE	RPI	RPI	RPI	RPI
DIV. I ONLY	5- 25	331	0- 1	255	184	312	312	16	16
DIV. I NON-CONF.	2- 7	288	0- 0	287	256	313	313	12	12
TOTALS	RPI 1-25	RPI 26-50	W-L RECORDS	RPI 51-100	RPI 101-999	RPI 150+			
5- 25	0- 0	0- 0	OVERALL	0- 5	5- 20	4- 13			
2- 11	0- 0	0- 0	HOME	0- 1	2- 10	2- 6			
3- 12	0- 0	0- 0	AWAY	0- 3	3- 9	2- 6			
0- 2	0- 0	0- 0	NEUTRAL	0- 1	0- 1	0- 1			
2- 7	0- 0	0- 0	NON-CONFERENCE	0- 3	2- 4	2- 4			
1- 2	0- 0	0- 0	HOME	0- 0	1- 2	1- 2			
1- 4	0- 0	0- 0	AWAY	0- 2	1- 2	1- 2			
0- 1	0- 0	0- 0	NEUTRAL	0- 1	0- 0	0- 0			
3- 18	0- 0	0- 0	CONFERENCE	0- 2	3- 16	2- 9			
1- 9	0- 0	0- 0	HOME	0- 1	1- 8	1- 4			
2- 8	0- 0	0- 0	AWAY	0- 1	2- 7	1- 4			
0- 1	0- 0	0- 0	NEUTRAL	0- 0	0- 1	0- 1			

RPI S	Opponent	Score	RPI S	Opponent	Score	RPI S	Opponent	Score	RPI S	Opponent	Score	Team's RPI: 312
						80	A Idaho	78 <b>86</b>	104	A Portland St.	38 <b>65</b>	
						80	H Idaho	74 <b>79</b>	104	H Portland St.	59 <b>77</b>	
						85	A Pepperdine	47 <b>68</b>	109	A Idaho St.	57 <b>84</b>	
						86	A Utah	56 <b>77</b>	109	H Idaho St.	57 <b>70</b>	
						92	N VCU	36 <b>64</b>	129	A Northern Colo.	55 <b>54</b>	
									129	H Northern Colo.	61 <b>75</b>	
									150	A Montana St.	59 <b>72</b>	
									150	H Montana St.	59 <b>66</b>	
									169	H UC Riverside	39 <b>71</b>	
									187	A Eastern Wash.	70 <b>66</b>	
									187	H Eastern Wash.	58 <b>64</b>	
									187	N Eastern Wash.	74 <b>81</b>	
									190	A Montana	56 <b>64</b>	
									190	H Montana	60 <b>72</b>	
									192	H Portland	73 <b>89</b>	
									221	A Northern Ariz.	64 <b>74</b>	
									221	H Northern Ariz.	64 <b>75</b>	
									257	H UTEP	68 <b>63</b>	
									266	A Sacramento St.	62 <b>77</b>	
									266	H Sacramento St.	69 <b>78</b>	
									275	A Southern Utah	79 <b>84</b>	
									275	H Southern Utah	67 <b>66</b>	
									295	A Utah Valley	59 <b>65</b>	
									302	A UTSA	59 <b>66</b>	
									309	A Incarnate Word	72 <b>64</b>	
LAST 12 Division I GAMES:												
			187	N Eastern Wash.	74 <b>81</b>		150	A Montana St.	59 <b>72</b>			
			187	A Eastern Wash.	70 <b>66</b>		190	A Montana	56 <b>64</b>			
			80	A Idaho	78 <b>86</b>		221	H Northern Ariz.	64 <b>75</b>			
			129	H Northern Colo.	61 <b>75</b>		275	H Southern Utah	67 <b>66</b>			
			109	A Idaho St.	57 <b>84</b>		266	A Sacramento St.	62 <b>77</b>			
			266	H Sacramento St.	69 <b>78</b>		104	A Portland St.	38 <b>65</b>			

Non-Div I Games: La Verne 105 43

Weber St.

■ Loss, 
 ■ Non-Conf, 
 ■ S Site, 
 ■ Home 
 ■ A Away 
 N Neutral



# West Virginia

Through Games Of April 7, 2019

Average RPI Win:	171	WON-LOST	WINNING	LAST 10	STRENGTH OF	OPP. STRENGTH	TEAM	ADJ.	CONF.	ADJ CONF.
Average RPI Loss:	39	RECORD	PCT. RANK	GAMES	SCHEDULE	OF SCHEDULE	RPI	RPI	RPI	RPI
DIV. I ONLY	22- 11	73	0- 1	108	29	83	83	3	3	
DIV. I NON-CONF.	11- 3	41	0- 1	307	127	165	165	3	3	
TOTALS	RPI 1-25	RPI 26-50	W-L RECORDS	RPI 51-100	RPI 101-999	RPI 150+				
22- 11	1- 4	3- 5	OVERALL	1- 1	17- 1	9- 1				
15- 5	1- 1	2- 2	HOME	1- 1	11- 1	7- 1				
6- 4	0- 2	1- 2	AWAY	0- 0	5- 0	1- 0				
1- 2	0- 1	0- 1	NEUTRAL	0- 0	1- 0	1- 0				
11- 3	0- 1	0- 1	NON-CONFERENCE	1- 1	10- 0	8- 0				
9- 2	0- 0	0- 1	HOME	1- 1	8- 0	7- 0				
1- 0	0- 0	0- 0	AWAY	0- 0	1- 0	0- 0				
1- 1	0- 1	0- 0	NEUTRAL	0- 0	1- 0	1- 0				
11- 8	1- 3	3- 4	CONFERENCE	0- 0	7- 1	1- 1				
6- 3	1- 1	2- 1	HOME	0- 0	3- 1	0- 1				
5- 4	0- 2	1- 2	AWAY	0- 0	4- 0	1- 0				
0- 1	0- 0	0- 1	NEUTRAL	0- 0	0- 0	0- 0				

RPI S	Opponent	Score	RPI S	Opponent	Score	RPI S	Opponent	Score	RPI S	Opponent	Score
1	A Baylor	47 79	29	H Missouri	51 68	55	H Villanova	64 57	105	H Towson	90 43
1	H Baylor	57 63	33	A Texas	64 58	74	H Northwestern	54 56	128	A Pittsburgh	77 43
7	N Iowa	81 84	33	H Texas	58 70				137	A Texas Tech	75 72
12	A Iowa St.	61 77	36	A Kansas St.	79 90				137	H Texas Tech	68 65
12	H Iowa St.	73 64	36	H Kansas St.	60 30				143	A Oklahoma St.	77 54
			36	N Kansas St.	59 72				143	H Oklahoma St.	67 58
			47	A TCU	48 62				148	A Kansas	75 61
			47	H TCU	79 65				148	H Kansas	71 50
									154	A Oklahoma	66 55
									154	H Oklahoma	69 80
									167	H Rider	83 43
									270	H Niagara	84 32
									293	H Bryant	94 48
									310	H Morgan St.	72 37
									313	H Coppin St.	78 37
									325	H NJIT	95 50
									333	H Eastern Ky.	78 29
									333	N Eastern Ky.	81 39
LAST 12 Division I GAMES:											
74	H Northwestern	54 56	148	A Kansas	75 61						
55	H Villanova	64 57	36	A Kansas St.	79 90						
167	H Rider	83 43	154	H Oklahoma	69 80						
36	N Kansas St.	59 72	143	A Oklahoma St.	77 54						
333	N Eastern Ky.	81 39	47	H TCU	79 65						
1	H Baylor	57 63	137	A Texas Tech	75 72						

Non-Div I Games:

West Virginia

Loss, Non-Conf, S Site, H Home A Away N Neutral



Average RPI Win:	324	WON-LOST	WINNING	LAST 10	STRENGTH OF	OPP. STRENGTH	TEAM	ADJ.	CONF.	ADJ CONF.
Average RPI Loss:	206	RECORD	PCT. RANK	GAMES	SCHEDULE	OF SCHEDULE	RPI	RPI	RPI	RPI
DIV. I ONLY	2- 26	349	0- 1	258	322	342	342	28	28	
DIV. I NON-CONF.	2- 11	316	0- 0	191	343	311	311	23	23	
TOTALS	RPI 1-25	RPI 26-50	W-L RECORDS	RPI 51-100	RPI 101-999	RPI 150+				
2- 26	0- 1	0- 0	OVERALL	0- 1	2- 24	2- 20				
1- 11	0- 0	0- 0	HOME	0- 0	1- 11	1- 10				
1- 13	0- 1	0- 0	AWAY	0- 1	1- 11	1- 9				
0- 2	0- 0	0- 0	NEUTRAL	0- 0	0- 2	0- 1				
2- 11	0- 1	0- 0	NON-CONFERENCE	0- 1	2- 9	2- 8				
1- 4	0- 0	0- 0	HOME	0- 0	1- 4	1- 4				
1- 6	0- 1	0- 0	AWAY	0- 1	1- 4	1- 3				
0- 1	0- 0	0- 0	NEUTRAL	0- 0	0- 1	0- 1				
0- 15	0- 0	0- 0	CONFERENCE	0- 0	0- 15	0- 12				
0- 7	0- 0	0- 0	HOME	0- 0	0- 7	0- 6				
0- 7	0- 0	0- 0	AWAY	0- 0	0- 7	0- 6				
0- 1	0- 0	0- 0	NEUTRAL	0- 0	0- 1	0- 0				

RPI	S	Opponent	Score	RPI	S	Opponent	Score	RPI	S	Opponent	Score	RPI	S	Opponent	Score	Team's RPI: 342
22	A	Kentucky	39 99					73	A	Georgia Tech	49 84	131	A	Mercer	55 71	
												131	H	Mercer	67 69	
												131	N	Mercer	32 55	
												146	A	Tennessee Tech	58 77	
												175	A	Chattanooga	58 72	
												175	H	Chattanooga	50 65	
												179	H	Campbell	37 63	
												180	N	North Ala.	66 89	
												182	A	Coastal Caro.	59 77	
												184	A	UNC Asheville	49 74	
												195	A	Furman	55 65	
												195	H	Furman	28 53	
												198	H	N.C. A&T	51 69	
												242	A	ETSU	80 88	
												242	H	ETSU	41 72	
												245	H	Gardner-Webb	52 62	
												258	A	Wofford	65 91	
												258	H	Wofford	55 63	
												289	A	Samford	43 58	
												289	H	Samford	42 75	
												297	H	South Carolina St.	39 54	
												306	A	Winthrop	65 57	
												308	A	UNC Greensboro	59 71	
												308	H	UNC Greensboro	42 66	
												325	A	NJIT	71 79	
												341	H	USC Upstate	68 64	
LAST 12 Division I GAMES:																
131	N	Mercer	32 55	258	H	Wofford	55 63									
175	H	Chattanooga	50 65	195	H	Furman	28 53									
242	H	ETSU	41 72	242	A	ETSU	80 88									
308	H	UNC Greensboro	42 66	175	A	Chattanooga	58 72									
131	A	Mercer	55 71	308	A	UNC Greensboro	59 71									
289	A	Samford	43 58	289	H	Samford	42 75									

Non-Div I Games: North Greenville 71 44 Young Harris 63 54

Western Caro.

Loss, Non-Conf, S Site, H Home A Away N Neutral



Average RPI Win:	269	WON-LOST	WINNING	LAST 10	STRENGTH OF	OPP. STRENGTH	TEAM	ADJ.	CONF.	ADJ CONF.
Average RPI Loss:	132	RECORD	PCT. RANK	GAMES	SCHEDULE	OF SCHEDULE	RPI	RPI	RPI	RPI
DIV. I ONLY	10- 18	250	0- 1	175	221	241	241	19	19	
DIV. I NON-CONF.	2- 9	296	0- 0	114	210	269	269	18	18	
TOTALS	RPI 1-25	RPI 26-50	W-L RECORDS	RPI 51-100	RPI 101-999	RPI 150+				
10- 18	0- 3	0- 3	OVERALL	0- 2	10- 10	10- 9				
6- 5	0- 2	0- 2	HOME	0- 0	6- 1	6- 1				
3- 9	0- 1	0- 1	AWAY	0- 2	3- 5	3- 5				
1- 4	0- 0	0- 0	NEUTRAL	0- 0	1- 4	1- 3				
2- 9	0- 1	0- 1	NON-CONFERENCE	0- 2	2- 5	2- 4				
1- 2	0- 1	0- 1	HOME	0- 0	1- 0	1- 0				
0- 4	0- 0	0- 0	AWAY	0- 2	0- 2	0- 2				
1- 3	0- 0	0- 0	NEUTRAL	0- 0	1- 3	1- 2				
8- 9	0- 2	0- 2	CONFERENCE	0- 0	8- 5	8- 5				
5- 3	0- 1	0- 1	HOME	0- 0	5- 1	5- 1				
3- 5	0- 1	0- 1	AWAY	0- 0	3- 3	3- 3				
0- 1	0- 0	0- 0	NEUTRAL	0- 0	0- 1	0- 1				

RPI	S	Opponent	Score	RPI	S	Opponent	Score	RPI	S	Opponent	Score	RPI	S	Opponent	Score	Team's RPI: 241
20	A	South Dakota St.	62 100	29	H	Missouri	64 89	67	A	Butler	51 92	132	N	Northern Ill.	61 86	
20	H	South Dakota St.	84 93	48	A	South Dakota	49 92	90	A	Purdue	60 81	153	A	Denver	85 94	
24	H	Drake	71 98	48	H	South Dakota	61 83					153	H	Denver	87 78	
												155	A	Bradley	68 82	
												158	A	Oral Roberts	64 68	
												158	H	Oral Roberts	85 92	
												158	N	Oral Roberts	64 68	
												195	N	Furman	85 78	
												224	A	North Dakota	92 80	
												224	H	North Dakota	111 90	
												243	A	Southeast Mo. St.	71 81	
												257	N	UTEP	72 84	
												261	H	Austin Peay	77 72	
												294	N	Eastern Ill.	62 64	
												317	A	North Dakota St.	60 68	
												317	H	North Dakota St.	82 70	
												326	A	Omaha	79 67	
												326	H	Omaha	78 70	
												334	A	Purdue Fort Wayne	90 61	
												334	H	Purdue Fort Wayne	73 59	
LAST 12 Division I GAMES:																
		158	N	Oral Roberts	64	68				334	A	Purdue Fort Wayne	90	61		
		20	A	South Dakota St.	62	100				317	H	North Dakota St.	82	70		
		153	A	Denver	85	94				224	H	North Dakota	111	90		
		158	H	Oral Roberts	85	92				48	A	South Dakota	49	92		
		48	H	South Dakota	61	83				334	H	Purdue Fort Wayne	73	59		
		326	A	Omaha	79	67				326	H	Omaha	78	70		

Non-Div I Games: MacMurray 136 39 William Woods 81 73

Western Ill.



Average RPI Win: <b>181</b>	WON-LOST	WINNING	LAST 10	STRENGTH OF	OPP. STRENGTH	TEAM	ADJ.	CONF.	ADJ CONF.
Average RPI Loss: <b>70</b>	RECORD	PCT. RANK	GAMES	SCHEDULE	OF SCHEDULE	RPI	RPI	RPI	RPI
DIV. I ONLY	18- 15	143	0- 1	36	84	79	79	13	13
DIV. I NON-CONF.	6- 9	209	0- 1	23	8	88	88	16	16

TOTALS	RPI 1-25	RPI 26-50	W-L RECORDS	RPI 51-100	RPI 101-999	RPI 150+
18- 15	0- 5	0- 4	OVERALL	3- 2	15- 4	11- 4
8- 6	0- 2	0- 1	HOME	1- 0	7- 3	4- 3
8- 6	0- 1	0- 2	AWAY	2- 2	6- 1	6- 1
2- 3	0- 2	0- 1	NEUTRAL	0- 0	2- 0	1- 0
6- 9	0- 5	0- 2	NON-CONFERENCE	2- 0	4- 2	3- 2
3- 3	0- 2	0- 0	HOME	0- 0	3- 1	2- 1
2- 4	0- 1	0- 2	AWAY	2- 0	0- 1	0- 1
1- 2	0- 2	0- 0	NEUTRAL	0- 0	1- 0	1- 0
12- 6	0- 0	0- 2	CONFERENCE	1- 2	11- 2	8- 2
5- 3	0- 0	0- 1	HOME	1- 0	4- 2	2- 2
6- 2	0- 0	0- 0	AWAY	0- 2	6- 0	6- 0
1- 1	0- 0	0- 1	NEUTRAL	0- 0	1- 0	0- 0

RPI 1-25					RPI 26-50					RPI 51-100					Team's RPI: 79		RPI 101+				
RPI	S	Opponent	Score		RPI	S	Opponent	Score		RPI	S	Opponent	Score				RPI	S	Opponent	Score	
2	A	Notre Dame	53	94	30	H	Rice	46	68	59	A	Miami (OH)	67	63			108	H	Charlotte	76	58
5	H	Louisville	80	102	30	N	Rice	57	64	60	A	Middle Tenn.	69	81			110	H	Old Dominion	75	60
7	H	Iowa	67	104	31	A	Ohio	60	68	60	H	Middle Tenn.	67	56			110	N	Old Dominion	74	60
13	N	Gonzaga	55	76	35	A	Central Mich.	90	108	61	A	Little Rock	68	56			125	H	Morehead St.	68	65
19	N	Oregon St.	60	74						91	A	UAB	63	70			154	A	Oklahoma	83	90
LAST 12 Division I GAMES:																					
31	A	Ohio	60	68	242	N	ETSU	82	68												
125	H	Morehead St.	68	65	60	H	Middle Tenn.	67	56												
59	A	Miami (OH)	67	63	160	A	North Texas	71	66												
110	N	Old Dominion	74	60	202	A	Marshall	69	66												
30	N	Rice	57	64	91	A	UAB	63	70												
13	N	Gonzaga	55	76	60	A	Middle Tenn.	69	81												

Non-Div I Games:	Union (TN)	77	65	Bellarmino	95	57
------------------	------------	----	----	------------	----	----

Western Ky.

Loss, Non-Conf, S Site, H Home A Away N Neutral



Average RPI Win:	281	WON-LOST	WINNING	LAST 10	STRENGTH OF	OPP. STRENGTH	TEAM	ADJ.	CONF.	ADJ CONF.
Average RPI Loss:	118	RECORD	PCT. RANK	GAMES	SCHEDULE	OF SCHEDULE	RPI	RPI	RPI	RPI
DIV. I ONLY	9- 20	269	0- 1	253	121	274	274	8	8	
DIV. I NON-CONF.	5- 5	152	0- 0	351	295	329	329	9	9	
TOTALS	RPI 1-25	RPI 26-50	W-L RECORDS	RPI 51-100	RPI 101-999	RPI 150+				
9- 20	0- 0	0- 5	OVERALL	0- 5	9- 10	9- 6				
4- 10	0- 0	0- 3	HOME	0- 3	4- 4	4- 2				
4- 9	0- 0	0- 2	AWAY	0- 2	4- 5	4- 3				
1- 1	0- 0	0- 0	NEUTRAL	0- 0	1- 1	1- 1				
5- 5	0- 0	0- 1	NON-CONFERENCE	0- 0	5- 4	5- 3				
2- 3	0- 0	0- 1	HOME	0- 0	2- 2	2- 1				
2- 1	0- 0	0- 0	AWAY	0- 0	2- 1	2- 1				
1- 1	0- 0	0- 0	NEUTRAL	0- 0	1- 1	1- 1				
4- 15	0- 0	0- 4	CONFERENCE	0- 5	4- 6	4- 3				
2- 7	0- 0	0- 2	HOME	0- 3	2- 2	2- 1				
2- 8	0- 0	0- 2	AWAY	0- 2	2- 4	2- 2				
0- 0	0- 0	0- 0	NEUTRAL	0- 0	0- 0	0- 0				

RPI S	Opponent	Score	RPI S	Opponent	Score	RPI S	Opponent	Score	RPI S	Opponent	Score	Team's RPI: 274
26	H Buffalo	59 61	59	H Miami (OH)	62 81	124	H New Mexico St.	54 66				
31	A Ohio	56 70	81	A Kent St.	51 55	132	A Northern Ill.	69 70				
35	A Central Mich.	57 88	81	H Kent St.	52 56	132	A Northern Ill.	64 77				
35	H Central Mich.	53 87	99	A Toledo	63 73	132	H Northern Ill.	71 74				
42	H Michigan	42 79	99	H Toledo	57 80	168	A Akron	62 69				
						168	H Akron	59 72				
						201	A Eastern Mich.	61 64				
						201	H Eastern Mich.	71 68				
						222	A Ball St.	65 62				
						222	H Ball St.	72 54				
						223	A Bowling Green	84 82				
						224	N North Dakota	50 62				
						237	A Ole Miss	66 69				
						253	H Loyola Chicago	53 64				
						307	A Fla. Atlantic	69 59				
						333	H Eastern Ky.	64 53				
						334	H Purdue Fort Wayne	69 61				
						337	A Detroit Mercy	54 44				
						346	N Florida A&M	69 50				
LAST 12 Division I GAMES:												
132	A Northern Ill.	69 70	81	H Kent St.	52 56							
132	H Northern Ill.	71 74	31	A Ohio	56 70							
35	A Central Mich.	57 88	35	H Central Mich.	53 87							
222	H Ball St.	72 54	168	A Akron	62 69							
99	A Toledo	63 73	81	A Kent St.	51 55							
201	H Eastern Mich.	71 68	59	H Miami (OH)	62 81							

Non-Div I Games: Saginaw Valley 75 51

Western Mich.

■ Loss, 
 ■ Non-Conf, 
 ■ S Site, 
 ■ H Home 
 ■ A Away 
 N Neutral



Average RPI Win:	218	WON-LOST	WINNING	LAST 10	STRENGTH OF	OPP. STRENGTH	TEAM	ADJ.	CONF.	ADJ CONF.
Average RPI Loss:	127	RECORD	PCT. RANK	GAMES	SCHEDULE	OF SCHEDULE	RPI	RPI	RPI	RPI
DIV. I ONLY	12- 18	227	0- 1	225	109	256	256	9	9	
DIV. I NON-CONF.	7- 6	143	0- 0	248	216	245	245	8	8	
TOTALS	RPI 1-25	RPI 26-50	W-L RECORDS	RPI 51-100	RPI 101-999	RPI 150+				
12- 18	0- 2	1- 1	OVERALL	0- 3	11- 12	11- 8				
10- 8	0- 2	1- 0	HOME	0- 1	9- 5	9- 2				
2- 6	0- 0	0- 0	AWAY	0- 1	2- 5	2- 4				
0- 4	0- 0	0- 1	NEUTRAL	0- 1	0- 2	0- 2				
7- 6	0- 0	1- 1	NON-CONFERENCE	0- 2	6- 3	6- 1				
7- 3	0- 0	1- 0	HOME	0- 1	6- 2	6- 0				
0- 0	0- 0	0- 0	AWAY	0- 0	0- 0	0- 0				
0- 3	0- 0	0- 1	NEUTRAL	0- 1	0- 1	0- 1				
5- 12	0- 2	0- 0	CONFERENCE	0- 1	5- 9	5- 7				
3- 5	0- 2	0- 0	HOME	0- 0	3- 3	3- 2				
2- 6	0- 0	0- 0	AWAY	0- 1	2- 5	2- 4				
0- 1	0- 0	0- 0	NEUTRAL	0- 0	0- 1	0- 1				

RPI S	Opponent	Score	RPI S	Opponent	Score	RPI S	Opponent	Score	RPI S	Opponent	Score	Team's RPI: 256
6	H UConn	47 84	40	H Missouri St.	63 60	65	A Cincinnati	54 82	114	A South Fla.	46 55	
18	H UCF	49 57	48	N South Dakota	64 73	74	N Northwestern	43 65	117	H Houston	58 66	
						95	H Creighton	71 83	143	H Oklahoma St.	47 60	
									146	H Tennessee Tech	45 55	
									152	N Washington St.	59 85	
									157	A Tulsa	49 63	
									157	H Tulsa	71 49	
									157	N Tulsa	50 61	
									166	A Temple	52 68	
									166	H Temple	40 65	
									172	A Tulane	62 44	
									173	H Louisiana Tech	70 56	
									186	H Sam Houston St.	63 55	
									194	A East Carolina	56 78	
									194	H East Carolina	57 47	
									206	H Grambling	70 61	
									229	A SMU	50 78	
									229	H SMU	53 42	
									230	A Memphis	57 48	
									230	H Memphis	50 71	
									332	H Houston Baptist	68 50	
									345	H Savannah St.	66 50	
									349	H Ark.-Pine Bluff	76 39	
LAST 12 Division I GAMES:												
157	N Tulsa	50 61	18	H UCF	49 57							
152	N Washington St.	59 85	229	H SMU	53 42							
157	H Tulsa	71 49	65	A Cincinnati	54 82							
166	A Temple	52 68	230	A Memphis	57 48							
6	H UConn	47 84	166	H Temple	40 65							
114	A South Fla.	46 55	194	H East Carolina	57 47							

Non-Div I Games:

Wichita St.

■ Loss, 
■ Non-Conf, 
■ S Site, 
■ H Home 
■ A Away 
N Neutral



William & Mary

Through Games Of April 7, 2019

Average RPI Win:	217	WON-LOST	WINNING	LAST 10	STRENGTH OF	OPP. STRENGTH	TEAM	ADJ.	CONF.	ADJ CONF.
Average RPI Loss:	125	RECORD	PCT. RANK	GAMES	SCHEDULE	OF SCHEDULE	RPI	RPI	RPI	RPI
DIV. I ONLY	15- 16	177	1- 0	148	162	164	164	10	10	
DIV. I NON-CONF.	7- 4	104	0- 0	185	308	126	126	10	10	
TOTALS	RPI 1-25	RPI 26-50	W-L RECORDS	RPI 51-100	RPI 101-999	RPI 150+				
15- 16	0- 0	0- 2	OVERALL	1- 3	14- 11	12- 3				
7- 7	0- 0	0- 1	HOME	0- 2	7- 4	6- 1				
7- 8	0- 0	0- 1	AWAY	1- 0	6- 7	5- 2				
1- 1	0- 0	0- 0	NEUTRAL	0- 1	1- 0	1- 0				
7- 4	0- 0	0- 0	NON-CONFERENCE	0- 1	7- 3	7- 1				
4- 1	0- 0	0- 0	HOME	0- 1	4- 0	4- 0				
3- 3	0- 0	0- 0	AWAY	0- 0	3- 3	3- 1				
0- 0	0- 0	0- 0	NEUTRAL	0- 0	0- 0	0- 0				
8- 12	0- 0	0- 2	CONFERENCE	1- 2	7- 8	5- 2				
3- 6	0- 0	0- 1	HOME	0- 1	3- 4	2- 1				
4- 5	0- 0	0- 1	AWAY	1- 0	3- 4	2- 1				
1- 1	0- 0	0- 0	NEUTRAL	0- 1	1- 0	1- 0				

RPI 1-25			RPI 26-50			RPI 51-100			RPI 101+			Team's RPI: 164			
RPI	S	Opponent	Score	RPI	S	Opponent	Score	RPI	S	Opponent	Score				
				37	A	James Madison	48 65	70	A	Drexel	77 72	101	A	Northeastern	74 88
				37	H	James Madison	65 78	70	H	Drexel	58 62	101	H	Northeastern	71 75
								70	N	Drexel	60 71	105	A	Towson	80 69
								92	H	VCU	55 72	105	H	Towson	75 82
												107	A	Hartford	45 50
												110	A	Old Dominion	69 83
												126	A	UNCW	58 66
												126	H	UNCW	70 64
												142	A	Delaware	52 68
												142	H	Delaware	59 70
												161	A	Davidson	65 76
												194	H	East Carolina	63 43
												219	H	George Washington	73 59
												227	H	Howard	88 75
												233	A	Hofstra	60 55
												233	H	Hofstra	83 72
												240	A	Elon	64 59
												240	H	Elon	65 60
												251	A	Norfolk St.	55 44
												265	A	Loyola Maryland	65 49
												273	H	Richmond	65 55
												283	A	Fairfield	60 54
												296	A	Col. of Charleston	77 79
												296	H	Col. of Charleston	54 66
												296	N	Col. of Charleston	61 41
LAST 12 Division I GAMES:															
				296	N	Col. of Charleston	61 41	37	H	James Madison	65 78				
				70	N	Drexel	60 71	105	H	Towson	75 82				
				233	H	Hofstra	83 72	240	A	Elon	64 59				
				101	H	Northeastern	71 75	126	A	UNCW	58 66				
				142	A	Delaware	52 68	296	A	Col. of Charleston	77 79				
				70	A	Drexel	77 72	70	H	Drexel	58 62				

Non-Div I Games:

William & Mary

Loss, Non-Conf, S Site, H Home A Away N Neutral



## Winthrop

Through Games Of April 7, 2019

Average RPI Win:	284	WON-LOST	WINNING	LAST 10	STRENGTH OF	OPP. STRENGTH	TEAM	ADJ.	CONF.	ADJ CONF.
Average RPI Loss:	209	RECORD	PCT. RANK	GAMES	SCHEDULE	OF SCHEDULE	RPI	RPI	RPI	RPI
DIV. I ONLY	10- 19	257	0- 1	333	312	306	306	27	27	
DIV. I NON-CONF.	4- 6	209	0- 0	332	325	282	282	29	29	
TOTALS	RPI 1-25	RPI 26-50	W-L RECORDS	RPI 51-100	RPI 101-999	RPI 150+				
10- 19	0- 0	0- 1	OVERALL	0- 2	10- 16	10- 14				
5- 8	0- 0	0- 0	HOME	0- 1	5- 7	5- 7				
5- 11	0- 0	0- 1	AWAY	0- 1	5- 9	5- 7				
0- 0	0- 0	0- 0	NEUTRAL	0- 0	0- 0	0- 0				
4- 6	0- 0	0- 1	NON-CONFERENCE	0- 0	4- 5	4- 4				
2- 1	0- 0	0- 0	HOME	0- 0	2- 1	2- 1				
2- 5	0- 0	0- 1	AWAY	0- 0	2- 4	2- 3				
0- 0	0- 0	0- 0	NEUTRAL	0- 0	0- 0	0- 0				
6- 13	0- 0	0- 0	CONFERENCE	0- 2	6- 11	6- 10				
3- 7	0- 0	0- 0	HOME	0- 1	3- 6	3- 6				
3- 6	0- 0	0- 0	AWAY	0- 1	3- 5	3- 4				
0- 0	0- 0	0- 0	NEUTRAL	0- 0	0- 0	0- 0				

RPI S	Opponent	Score	RPI S	Opponent	Score	RPI S	Opponent	Score	RPI S	Opponent	Score	Team's RPI: 306
37	A James Madison	39 56	77	A Radford	49 70	113	A High Point	54 56				
			77	H Radford	57 79	115	A Georgia	39 85				
						179	A Campbell	59 46				
						179	H Campbell	67 76				
						184	A UNC Asheville	36 70				
						184	H UNC Asheville	43 55				
						185	A Wisconsin	41 76				
						203	A Hampton	63 88				
						203	H Hampton	63 84				
						240	H Elon	58 57				
						245	A Gardner-Webb	64 62				
						245	H Gardner-Webb	52 65				
						258	A Wofford	53 70				
						280	A Charleston So.	57 67				
						280	H Charleston So.	57 52				
						285	A Ga. Southern	55 64				
						296	A Col. of Charleston	71 64				
						297	A South Carolina St.	58 50				
						315	A Presbyterian	62 54				
						315	H Presbyterian	55 52				
						315	H Presbyterian	52 64				
						335	H N.C. Central	66 41				
						338	H Longwood	77 69				
						341	A USC Upstate	49 58				
						341	H USC Upstate	50 76				
						342	H Western Caro.	57 65				
LAST 12 Division I GAMES:												
315	H Presbyterian	52 64	184	H UNC Asheville	43 55							
203	A Hampton	63 88	245	H Gardner-Webb	52 65							
280	A Charleston So.	57 67	315	A Presbyterian	62 54							
179	H Campbell	67 76	184	A UNC Asheville	36 70							
341	A USC Upstate	49 58	113	A High Point	54 56							
77	H Radford	57 79	315	H Presbyterian	55 52							

Non-Div I Games: Newberry

63 67

Winthrop

Loss, Non-Conf, S Site, H Home A Away N Neutral



Average RPI Win:	198	WON-LOST	WINNING	LAST 10	STRENGTH OF	OPP. STRENGTH	TEAM	ADJ.	CONF.	ADJ CONF.
Average RPI Loss:	81	RECORD	PCT. RANK	GAMES	SCHEDULE	OF SCHEDULE	RPI	RPI	RPI	RPI
DIV. I ONLY	15- 18	202	1- 0	169	71	185	185	4	4	
DIV. I NON-CONF.	9- 3	56	0- 0	319	234	174	174	5	5	
TOTALS	RPI 1-25	RPI 26-50	W-L RECORDS	RPI 51-100	RPI 101-999	RPI 150+				
15- 18	0- 2	1- 5	OVERALL	2- 4	12- 7	8- 1				
10- 6	0- 0	1- 2	HOME	2- 1	7- 3	6- 0				
1- 10	0- 2	0- 2	AWAY	0- 2	1- 4	1- 1				
4- 2	0- 0	0- 1	NEUTRAL	0- 1	4- 0	1- 0				
9- 3	0- 0	0- 0	NON-CONFERENCE	0- 3	9- 0	7- 0				
6- 1	0- 0	0- 0	HOME	0- 1	6- 0	5- 0				
1- 1	0- 0	0- 0	AWAY	0- 1	1- 0	1- 0				
2- 1	0- 0	0- 0	NEUTRAL	0- 1	2- 0	1- 0				
6- 15	0- 2	1- 5	CONFERENCE	2- 1	3- 7	1- 1				
4- 5	0- 0	1- 2	HOME	2- 0	1- 3	1- 0				
0- 9	0- 2	0- 2	AWAY	0- 1	0- 4	0- 1				
2- 1	0- 0	0- 1	NEUTRAL	0- 0	2- 0	0- 0				

RPI	S	Opponent	Score	RPI	S	Opponent	Score	RPI	S	Opponent	Score	RPI	S	Opponent	Score	Team's RPI: 185
7	A	Iowa	53 <b>71</b>	32	A	Rutgers	53 <b>73</b>	68	N	Arkansas	68 <b>69</b>	103	A	Minnesota	56 <b>74</b>	
14	A	Maryland	57 <b>75</b>	38	H	Michigan St.	79 62	74	A	Northwestern	46 <b>72</b>	103	H	Minnesota	50 <b>78</b>	
				41	H	Indiana	68 <b>75</b>	82	H	Duke	53 <b>60</b>	106	A	Ohio St.	68 <b>70</b>	
				42	A	Michigan	49 <b>59</b>	88	A	Green Bay	46 <b>55</b>	106	H	Ohio St.	50 <b>61</b>	
				42	H	Michigan	70 <b>76</b>	90	H	Purdue	76 69	106	N	Ohio St.	73 63	
				42	N	Michigan	65 <b>73</b>	94	H	Nebraska	70 69	128	N	Pittsburgh	57 42	
												136	H	IUPUI	65 64	
												147	A	Penn St.	64 <b>71</b>	
												147	H	Penn St.	59 <b>65</b>	
												147	N	Penn St.	65 57	
												202	H	Marshall	67 49	
												204	A	Milwaukee	68 57	
												217	A	Illinois	68 <b>78</b>	
												217	H	Illinois	75 67	
												303	N	Tennessee St.	58 53	
												306	H	Winthrop	76 41	
												317	H	North Dakota St.	64 53	
												331	H	Evansville	96 60	
												348	H	Chicago St.	85 38	
LAST 12 Division I GAMES:																
				147	N	Penn St.	65 57	217	H	Illinois	75 67					
				106	N	Ohio St.	73 63	106	A	Ohio St.	68 <b>70</b>					
				42	N	Michigan	65 <b>73</b>	38	H	Michigan St.	79 62					
				42	A	Michigan	49 <b>59</b>	217	A	Illinois	68 <b>78</b>					
				106	H	Ohio St.	50 <b>61</b>	42	H	Michigan	70 <b>76</b>					
				32	A	Rutgers	53 <b>73</b>	14	A	Maryland	57 <b>75</b>					


























































Non-Div I Games:

Wisconsin

■ Loss, 
 ■ Non-Conf, 
 ■ S Site, 
 ■ Home 
 ■ A Away 
 N Neutral



Average RPI Win: <b>277</b>	WON-LOST	WINNING	LAST 10	STRENGTH OF	OPP. STRENGTH	TEAM	ADJ.	CONF.	ADJ CONF.
Average RPI Loss: <b>185</b>	RECORD	PCT. RANK	GAMES	SCHEDULE	OF SCHEDULE	RPI	RPI	RPI	RPI
DIV. I ONLY	13- 15	197	1- 0	344	258	258	258	28	28
DIV. I NON-CONF.	5- 7	201	0- 0	327	261	246	246	23	23
TOTALS	RPI 1-25	RPI 26-50	W-L RECORDS	RPI 51-100	RPI 101-999	RPI 150+			
13- 15	0- 0	0- 1	OVERALL	0- 1	13- 13	13- 8			
9- 1	0- 0	0- 0	HOME	0- 0	9- 1	9- 0			
3- 13	0- 0	0- 1	AWAY	0- 1	3- 11	3- 8			
1- 1	0- 0	0- 0	NEUTRAL	0- 0	1- 1	1- 0			
5- 7	0- 0	0- 1	NON-CONFERENCE	0- 1	5- 5	5- 3			
3- 0	0- 0	0- 0	HOME	0- 0	3- 0	3- 0			
2- 7	0- 0	0- 1	AWAY	0- 1	2- 5	2- 3			
0- 0	0- 0	0- 0	NEUTRAL	0- 0	0- 0	0- 0			
8- 8	0- 0	0- 0	CONFERENCE	0- 0	8- 8	8- 5			
6- 1	0- 0	0- 0	HOME	0- 0	6- 1	6- 0			
1- 6	0- 0	0- 0	AWAY	0- 0	1- 6	1- 5			
1- 1	0- 0	0- 0	NEUTRAL	0- 0	1- 1	1- 0			

RPI 1-25	RPI 26-50	RPI 51-100	RPI 101+	Team's RPI: 258
RPI S Opponent Score	RPI S Opponent Score	RPI S Opponent Score	RPI S Opponent Score	
	45  Clemson 77  85	73  Georgia Tech 40  81	108  Charlotte 63  85	
			118  Appalachian St. 70  94	
			131  Mercer 59  65	
			131  Mercer 79  81	
			131 N Mercer 51  69	
			175  Chattanooga 82  89	
			175  Chattanooga 64 60	
			184  UNC Asheville 46  60	
			195  Furman 50  63	
			195  Furman 84 75	
			242  ETSU 79  92	
			242  ETSU 77 74	
			242 N ETSU 75 66	
			245  Gardner-Webb 59 53	
			285  Ga. Southern 81 65	
			289  Samford 62  79	
			289  Samford 71 62	
			296  Col. of Charleston 78 58	
			306  Winthrop 70 53	
			308  UNC Greensboro 61  77	
			308  UNC Greensboro 93 66	
			315  Presbyterian 50  61	
			335  N.C. Central 59  66	
			338  Longwood 101 72	
			342  Western Caro. 63 55	
			342  Western Caro. 91 65	
LAST 12 Division I GAMES:				
242 N ETSU 75 66	242  ETSU 77 74			
131 N Mercer 51  69	342  Western Caro. 63 55			
131  Mercer 59  65	308  UNC Greensboro 61  77			
289  Samford 62  79	289  Samford 71 62			
195  Furman 84 75	131  Mercer 79  81			
175  Chattanooga 64 60	195  Furman 50  63			

Non-Div I Games: Warren Wilson 107 30 Southern Wesleyan 110 47 Brevard 106 52

Wofford



Average RPI Win:	218	WON-LOST	WINNING	LAST 10	STRENGTH OF	OPP. STRENGTH	TEAM	ADJ.	CONF.	ADJ CONF.
Average RPI Loss:	100	RECORD	PCT. RANK	GAMES	SCHEDULE	OF SCHEDULE	RPI	RPI	RPI	RPI
DIV. I ONLY	26- 7	20	0- 1	207	207	64	64	22	22	
DIV. I NON-CONF.	7- 5	128	0- 1	69	132	55	55	19	19	
TOTALS	RPI 1-25	RPI 26-50	W-L RECORDS	RPI 51-100	RPI 101-999	RPI 150+				
26- 7	0- 1	0- 2	OVERALL	4- 1	22- 3	17- 1				
11- 1	0- 0	0- 1	HOME	2- 0	9- 0	7- 0				
9- 6	0- 1	0- 1	AWAY	0- 1	9- 3	8- 1				
6- 0	0- 0	0- 0	NEUTRAL	2- 0	4- 0	2- 0				
7- 5	0- 1	0- 2	NON-CONFERENCE	2- 0	5- 2	4- 1				
1- 1	0- 0	0- 1	HOME	1- 0	0- 0	0- 0				
2- 4	0- 1	0- 1	AWAY	0- 0	2- 2	2- 1				
4- 0	0- 0	0- 0	NEUTRAL	1- 0	3- 0	2- 0				
19- 2	0- 0	0- 0	CONFERENCE	2- 1	17- 1	13- 0				
10- 0	0- 0	0- 0	HOME	1- 0	9- 0	7- 0				
7- 2	0- 0	0- 0	AWAY	0- 1	7- 1	6- 0				
2- 0	0- 0	0- 0	NEUTRAL	1- 0	1- 0	0- 0				

RPI 1-25				RPI 26-50				RPI 51-100 Team's RPI: 64				RPI 101+			
RPI	S	Opponent	Score	RPI	S	Opponent	Score	RPI	S	Opponent	Score	RPI	S	Opponent	Score
15	A	Texas A&M	61 84	38	A	Michigan St.	68 84	70	N	Drexel	71 63	108	A	Charlotte	85 88
				49	H	Belmont	63 79	81	H	Kent St.	61 55	121	N	Marist	76 60
								88	A	Green Bay	37 56	123	A	Youngstown St.	68 83
								88	H	Green Bay	85 67	123	H	Youngstown St.	70 65
								88	N	Green Bay	55 52	136	A	IUPUI	78 75
												136	H	IUPUI	66 59
												136	N	IUPUI	60 51
												204	A	Milwaukee	73 69
												204	H	Milwaukee	61 57
												208	A	UNLV	68 52
												213	N	Stetson	57 44
												233	N	Hofstra	93 64
												249	A	Northern Ky.	61 55
												249	H	Northern Ky.	78 56
												267	A	Manhattan	60 44
												276	A	CSU Bakersfield	74 76
												287	A	Cleveland St.	70 65
												287	H	Cleveland St.	78 52
												311	A	Oakland	73 64
												311	H	Oakland	69 58
												311	H	Oakland	83 60
												337	A	Detroit Mercy	76 73
												337	H	Detroit Mercy	78 59
												340	A	UIC	79 46
												340	H	UIC	72 47
LAST 12 Division I GAMES:															
15	A	Texas A&M	61 84	123	H	Youngstown St.	70 65								
311	H	Oakland	83 60	287	H	Cleveland St.	78 52								
136	N	IUPUI	60 51	249	H	Northern Ky.	78 56								
88	N	Green Bay	55 52	88	A	Green Bay	37 56								
311	A	Oakland	73 64	204	A	Milwaukee	73 69								
337	A	Detroit Mercy	76 73	136	H	IUPUI	66 59								

Non-Div I Games: Kentucky St. 83 53

Wright St.

■ Loss, 
 ■ Non-Conf, S Site, 
 ■ Home 
 ■ Away 
 N Neutral



## Wyoming

Through Games Of April 7, 2019

Average RPI Win:	183	WON-LOST	WINNING	LAST 10	STRENGTH OF	OPP. STRENGTH	TEAM	ADJ.	CONF.	ADJ CONF.
Average RPI Loss:	83	RECORD	PCT. RANK	GAMES	SCHEDULE	OF SCHEDULE	RPI	RPI	RPI	RPI
DIV. I ONLY	23- 9	51	0- 1	86	138	53	53	15	15	
DIV. I NON-CONF.	8- 3	60	0- 1	22	92	20	20	14	14	
TOTALS	RPI 1-25	RPI 26-50	W-L RECORDS	RPI 51-100	RPI 101-999	RPI 150+				
23- 9	1- 0	1- 2	OVERALL	3- 5	18- 2	15- 1				
14- 2	1- 0	1- 0	HOME	3- 1	9- 1	7- 0				
6- 6	0- 0	0- 1	AWAY	0- 4	6- 1	5- 1				
3- 1	0- 0	0- 1	NEUTRAL	0- 0	3- 0	3- 0				
8- 3	1- 0	0- 0	NON-CONFERENCE	3- 3	4- 0	2- 0				
7- 0	1- 0	0- 0	HOME	3- 0	3- 0	1- 0				
0- 3	0- 0	0- 0	AWAY	0- 3	0- 0	0- 0				
1- 0	0- 0	0- 0	NEUTRAL	0- 0	1- 0	1- 0				
15- 6	0- 0	1- 2	CONFERENCE	0- 2	14- 2	13- 1				
7- 2	0- 0	1- 0	HOME	0- 1	6- 1	6- 0				
6- 3	0- 0	0- 1	AWAY	0- 1	6- 1	5- 1				
2- 1	0- 0	0- 1	NEUTRAL	0- 0	2- 0	2- 0				

RPI 1-25				RPI 26-50				RPI 51-100				Team's RPI: 53		RPI 101+			
RPI	S	Opponent	Score	RPI	S	Opponent	Score	RPI	S	Opponent	Score			RPI	S	Opponent	Score
20	H	South Dakota St.	77 70	39	A	Boise St.	64 72	52	A	Arizona	45 67			127	A	Fresno St.	63 56
				39	H	Boise St.	64 52	63	A	Saint Mary's (CA)	84 90			127	H	Fresno St.	64 66
				39	N	Boise St.	51 68	76	A	New Mexico	50 57			129	H	Northern Colo.	68 60
								76	H	New Mexico	75 78			150	H	Montana St.	66 58
								80	H	Idaho	64 61			153	H	Denver	78 74
								85	H	Pepperdine	61 60			160	N	North Texas	53 49
								89	H	South Alabama	78 71			177	A	Utah St.	42 50
								97	A	Pacific	64 70			177	H	Utah St.	53 35
														177	N	Utah St.	64 41
														207	H	San Diego St.	87 45
														207	N	San Diego St.	75 70
														208	A	UNLV	64 49
														208	H	UNLV	90 62
														246	A	Nevada	55 51
														281	A	Colorado St.	60 49
														281	H	Colorado St.	56 32
														298	A	Air Force	59 56
														298	H	Air Force	80 60
														299	A	San Jose St.	70 56
														299	H	San Jose St.	85 56
LAST 12 Division I GAMES:																	
				52	A	Arizona	45 67	39	N	Boise St.	51 68						
				85	H	Pepperdine	61 60	76	A	New Mexico	50 57						
				89	H	South Alabama	78 71	299	H	San Jose St.	85 56						
				129	H	Northern Colo.	68 60	298	A	Air Force	59 56						
				177	N	Utah St.	64 41	127	H	Fresno St.	64 66						
				207	N	San Diego St.	75 70	281	H	Colorado St.	56 32						

Non-Div I Games: Chadron St. 80 33 UC-Colo. Springs 98 37

Wyoming

Loss, Non-Conf, S Site, H Home A Away N Neutral



Average RPI Win:	228	WON-LOST	WINNING	LAST 10	STRENGTH OF	OPP. STRENGTH	TEAM	ADJ.	CONF.	ADJ CONF.
Average RPI Loss:	72	RECORD	PCT. RANK	GAMES	SCHEDULE	OF SCHEDULE	RPI	RPI	RPI	RPI
DIV. I ONLY	11- 19	242	0- 1	115	80	211	211	6	6	
DIV. I NON-CONF.	9- 2	33	0- 0	293	299	143	143	4	4	
TOTALS	RPI 1-25	RPI 26-50	W-L RECORDS	RPI 51-100	RPI 101-999	RPI 150+				
11- 19	0- 4	0- 0	OVERALL	0- 9	11- 6	7- 0				
9- 9	0- 2	0- 0	HOME	0- 4	9- 3	7- 0				
2- 9	0- 2	0- 0	AWAY	0- 5	2- 2	0- 0				
0- 1	0- 0	0- 0	NEUTRAL	0- 0	0- 1	0- 0				
9- 2	0- 0	0- 0	NON-CONFERENCE	0- 1	9- 1	7- 0				
8- 1	0- 0	0- 0	HOME	0- 0	8- 1	7- 0				
1- 1	0- 0	0- 0	AWAY	0- 1	1- 0	0- 0				
0- 0	0- 0	0- 0	NEUTRAL	0- 0	0- 0	0- 0				
2- 17	0- 4	0- 0	CONFERENCE	0- 8	2- 5	0- 0				
1- 8	0- 2	0- 0	HOME	0- 4	1- 2	0- 0				
1- 8	0- 2	0- 0	AWAY	0- 4	1- 2	0- 0				
0- 1	0- 0	0- 0	NEUTRAL	0- 0	0- 1	0- 0				

RPI	S	Opponent	Score	RPI	S	Opponent	Score	RPI	S	Opponent	Score	RPI	S	Opponent	Score	Team's RPI: 211
10	A	Marquette	53 79					54	A	Georgetown	61 68	103	H	Minnesota	53 78	
10	H	Marquette	44 90					54	H	Georgetown	64 67	116	A	Providence	58 71	
23	A	DePaul	48 81					55	A	Villanova	71 75	116	H	Providence	55 63	
23	H	DePaul	71 73					55	H	Villanova	63 68	116	N	Providence	62 70	
								65	A	Cincinnati	61 79	119	A	St. John's (NY)	41 70	
								67	A	Butler	38 63	119	H	St. John's (NY)	57 76	
								67	H	Butler	41 63	139	A	Seton Hall	80 76	
								95	A	Creighton	62 66	139	H	Seton Hall	63 62	
								95	H	Creighton	52 53	146	H	Tennessee Tech	70 60	
												149	A	Wake Forest	62 50	
												180	H	North Ala.	94 81	
												223	H	Bowling Green	65 49	
												268	H	Alabama St.	87 58	
												283	H	Fairfield	48 35	
												290	H	New Orleans	61 45	
												339	H	Delaware St.	80 59	
												348	H	Chicago St.	91 57	
LAST 12 Division I GAMES:																
116	N	Providence	62 70	116	H	Providence	55 63									
54	H	Georgetown	64 67	67	A	Butler	38 63									
55	H	Villanova	63 68	119	A	St. John's (NY)	41 70									
10	A	Marquette	53 79	139	A	Seton Hall	80 76									
23	A	DePaul	48 81	23	H	DePaul	71 73									
95	H	Creighton	52 53	10	H	Marquette	44 90									

Non-Div I Games:

Xavier



Average RPI Win:	234	WON-LOST	WINNING	LAST 10	STRENGTH OF	OPP. STRENGTH	TEAM	ADJ.	CONF.	ADJ CONF.
Average RPI Loss:	129	RECORD	PCT. RANK	GAMES	SCHEDULE	OF SCHEDULE	RPI	RPI	RPI	RPI
DIV. I ONLY	16- 13	138	1- 0	183	227	141	141	11	11	
DIV. I NON-CONF.	10- 5	87	1- 0	220	331	96	96	11	11	
TOTALS	RPI 1-25	RPI 26-50	W-L RECORDS	RPI 51-100	RPI 101-999	RPI 150+				
16- 13	0- 0	1- 1	OVERALL	1- 5	14- 7	13- 4				
7- 3	0- 0	0- 1	HOME	1- 1	6- 1	6- 1				
6- 10	0- 0	1- 0	AWAY	0- 4	5- 6	4- 3				
3- 0	0- 0	0- 0	NEUTRAL	0- 0	3- 0	3- 0				
10- 5	0- 0	0- 0	NON-CONFERENCE	0- 2	10- 3	9- 0				
3- 0	0- 0	0- 0	HOME	0- 0	3- 0	3- 0				
4- 5	0- 0	0- 0	AWAY	0- 2	4- 3	3- 0				
3- 0	0- 0	0- 0	NEUTRAL	0- 0	3- 0	3- 0				
6- 8	0- 0	1- 1	CONFERENCE	1- 3	4- 4	4- 4				
4- 3	0- 0	0- 1	HOME	1- 1	3- 1	3- 1				
2- 5	0- 0	1- 0	AWAY	0- 2	1- 3	1- 3				
0- 0	0- 0	0- 0	NEUTRAL	0- 0	0- 0	0- 0				

RPI S	Opponent	Score	RPI S	Opponent	Score	RPI S	Opponent	Score	RPI S	Opponent	Score	Team's RPI: 141
50	A Princeton	96 86	50	H Princeton	68 80	58	A Penn	48 54	116	A Providence	42 59	
						58	H Penn	56 65	119	A St. John's (NY)	52 56	
						65	A Cincinnati	52 66	123	A Youngstown St.	58 56	
						84	A SFA	57 67	132	A Northern Ill.	80 89	
						98	A Harvard	69 83	183	N Saint Louis	58 52	
						98	H Harvard	65 62	198	N N.C. A&T	59 49	
									200	A Cornell	56 66	
									200	H Cornell	41 43	
									212	A Dartmouth	54 56	
									212	H Dartmouth	64 49	
									250	H Colgate	80 61	
									254	A Columbia	67 54	
									254	H Columbia	69 61	
									270	N Niagara	67 64	
									279	A Vermont	58 55	
									284	A Brown	71 86	
									284	H Brown	84 72	
									288	A Army West Point	62 51	
									318	A Wagner	74 41	
									328	H Central Conn. St.	58 46	
									347	H Saint Peter's	72 56	
LAST 12 Division I GAMES:												
198	N N.C. A&T	59 49	200	A Cornell	56 66							
84	A SFA	57 67	98	A Harvard	69 83							
270	N Niagara	67 64	212	A Dartmouth	54 56							
50	H Princeton	68 80	200	H Cornell	41 43							
58	H Penn	56 65	254	H Columbia	69 61							
254	A Columbia	67 54	58	A Penn	48 54							

Non-Div I Games:

Yale

■ Loss, 
 ■ Non-Conf, 
 ■ S Site, 
 ■ H Home 
 ■ A Away 
 N Neutral



Average RPI Win:	235	WON-LOST	WINNING	LAST 10	STRENGTH OF	OPP. STRENGTH	TEAM	ADJ.	CONF.	ADJ CONF.
Average RPI Loss:	116	RECORD	PCT. RANK	GAMES	SCHEDULE	OF SCHEDULE	RPI	RPI	RPI	RPI
DIV. I ONLY	20- 10	73	0- 1	233	236	123	123	22	22	
DIV. I NON-CONF.	6- 4	116	0- 1	98	200	90	90	19	19	
TOTALS	RPI 1-25	RPI 26-50	W-L RECORDS	RPI 51-100	RPI 101-999	RPI 150+				
20- 10	0- 0	0- 1	OVERALL	2- 5	18- 4	16- 2				
14- 1	0- 0	0- 0	HOME	2- 0	12- 1	11- 0				
6- 8	0- 0	0- 1	AWAY	0- 4	6- 3	5- 2				
0- 1	0- 0	0- 0	NEUTRAL	0- 1	0- 0	0- 0				
6- 4	0- 0	0- 1	NON-CONFERENCE	0- 2	6- 1	5- 0				
4- 1	0- 0	0- 0	HOME	0- 0	4- 1	4- 0				
2- 3	0- 0	0- 1	AWAY	0- 2	2- 0	1- 0				
0- 0	0- 0	0- 0	NEUTRAL	0- 0	0- 0	0- 0				
14- 6	0- 0	0- 0	CONFERENCE	2- 3	12- 3	11- 2				
10- 0	0- 0	0- 0	HOME	2- 0	8- 0	7- 0				
4- 5	0- 0	0- 0	AWAY	0- 2	4- 3	4- 2				
0- 1	0- 0	0- 0	NEUTRAL	0- 1	0- 0	0- 0				

RPI 1-25				RPI 26-50				RPI 51-100				RPI 101+ Team's RPI: 123			
RPI	S	Opponent	Score	RPI	S	Opponent	Score	RPI	S	Opponent	Score	RPI	S	Opponent	Score
				43	A	Bucknell	68 73	64	A	Wright St.	65 70	128	A	Pittsburgh	64 55
								64	H	Wright St.	83 68	136	A	IUPUI	44 64
								65	A	Cincinnati	62 76	136	H	IUPUI	70 52
								81	A	Kent St.	34 62	141	H	Yale	56 58
								88	A	Green Bay	42 60	162	H	Robert Morris	69 59
								88	H	Green Bay	70 59	168	H	Akron	72 61
								88	N	Green Bay	53 55	199	H	Saint Francis (PA)	80 56
												204	A	Milwaukee	68 71
												204	H	Milwaukee	67 47
												204	H	Milwaukee	64 58
												249	A	Northern Ky.	62 65
												249	H	Northern Ky.	77 66
												253	H	Loyola Chicago	74 63
												286	A	Canisius	62 36
												287	A	Cleveland St.	74 61
												287	H	Cleveland St.	73 55
												311	A	Oakland	69 55
												311	H	Oakland	76 61
												337	A	Detroit Mercy	85 59
												337	H	Detroit Mercy	91 45
												340	A	UIC	83 59
												340	H	UIC	81 29
LAST 12 Division I GAMES:															
				65	A	Cincinnati	62 76	204	H	Milwaukee	67 47				
				204	H	Milwaukee	64 58	88	H	Green Bay	70 59				
				88	N	Green Bay	53 55	340	A	UIC	83 59				
				287	A	Cleveland St.	74 61	136	A	IUPUI	44 64				
				64	A	Wright St.	65 70	337	H	Detroit Mercy	91 45				
				249	A	Northern Ky.	62 65	311	H	Oakland	76 61				

Non-Div I Games: Thiel 76 53 Carlow 90 31

Youngstown St.

Loss, Non-Conf, S Site, H Home A Away N Neutral