

Average RPI Win:	241	WON-LOST	WINNING	LAST 10	STRENGTH OF	OPP. STRENGTH	TEAM	ADJ.	CONF.	ADJ CONF.
Average RPI Loss:	133	RECORD	PCT. RANK	GAMES	SCHEDULE	OF SCHEDULE	RPI	RPI	RPI	RPI
DIV. I ONLY	20- 7	45	9-1	188	273	78	78	23	23	
DIV. I NON-CONF.	3- 4	201	0	167	223	143	143	24	24	
TOTALS	RPI 1-25	RPI 26-50	W-L RECORDS	RPI 51-100	RPI 101-150	RPI 150+				
20- 7	0- 2	0- 0	OVERALL	2- 2	2- 0	16- 3				
10- 1	0- 0	0- 0	HOME	1- 1	1- 0	8- 0				
9- 6	0- 2	0- 0	AWAY	1- 1	1- 0	7- 3				
1- 0	0- 0	0- 0	NEUTRAL	0- 0	0- 0	1- 0				
3- 4	0- 2	0- 0	NON-CONFERENCE	0- 0	0- 0	3- 2				
1- 0	0- 0	0- 0	HOME	0- 0	0- 0	1- 0				
1- 4	0- 2	0- 0	AWAY	0- 0	0- 0	1- 2				
1- 0	0- 0	0- 0	NEUTRAL	0- 0	0- 0	1- 0				
17- 3	0- 0	0- 0	CONFERENCE	2- 2	2- 0	13- 1				
9- 1	0- 0	0- 0	HOME	1- 1	1- 0	7- 0				
8- 2	0- 0	0- 0	AWAY	1- 1	1- 0	6- 1				
0- 0	0- 0	0- 0	NEUTRAL	0- 0	0- 0	0- 0				

RPI	S	Opponent	Score	RPI	S	Opponent	Score	RPI	S	Opponent	Score	RPI	S	Opponent	Score
8	A	Missouri St.	51 79					82	A	SFA	49 72	147	A	Sam Houston St.	60 45
22	A	Texas A&M	48 85					82	H	SFA	44 66	147	H	Sam Houston St.	57 54
								84	A	Abilene Christian	70 58	170	A	New Orleans	83 53
								84	H	Abilene Christian	68 59	170	H	New Orleans	43 40
												237	H	Central Ark.	67 47
												238	A	South Alabama	82 83
												249	A	Texas St.	48 57
												252	A	Southeastern La.	44 48
												252	H	Southeastern La.	49 48
												255	H	Nicholls St.	55 49
												266	A	Lamar University	64 56
												266	H	Lamar University	49 39
												267	A	Incarnate Word	64 38
												267	H	Incarnate Word	56 50
												300	A	UTRGV	59 54
												300	H	UTRGV	61 50
												304	N	Prairie View	64 52
												315	A	Houston Baptist	75 65
												315	H	Houston Baptist	58 47
												336	A	Northwestern St.	72 59
												347	A	McNeese	73 59
LAST 10 Division I															
315	H	Houston Baptist	58 47	252	H	Southeastern La.	49 48								
147	A	Sam Houston St.	60 45	84	H	Abilene Christian	68 59								
267	H	Incarnate Word	56 50	82	A	SFA	49 72								
170	H	New Orleans	43 40	347	A	McNeese	73 59								
266	A	Lamar University	64 56	315	A	Houston Baptist	75 65								

Non-Div I Games: UNKNOWN 75 55 Huston-Tillotson 63 49 Texas Wesleyan 90 52

Average RPI Win:	237	WON-LOST	WINNING	LAST 10	STRENGTH OF	OPP. STRENGTH	TEAM	ADJ.	CONF.	ADJ CONF.
Average RPI Loss:	119	RECORD	PCT. RANK	GAMES	SCHEDULE	OF SCHEDULE	RPI	RPI	RPI	RPI
DIV. I ONLY	20- 5	25	9-1	243	256	84	84	23	23	
DIV. I NON-CONF.	4- 1	51	0	229	122	58	58	24	24	
TOTALS	RPI 1-25	RPI 26-50	W-L RECORDS	RPI 51-100	RPI 101-150	RPI 150+				
20- 5	0- 0	0- 0	OVERALL	1- 4	3- 0	16- 1				
10- 2	0- 0	0- 0	HOME	1- 1	1- 0	8- 1				
10- 3	0- 0	0- 0	AWAY	0- 3	2- 0	8- 0				
0- 0	0- 0	0- 0	NEUTRAL	0- 0	0- 0	0- 0				
4- 1	0- 0	0- 0	NON-CONFERENCE	0- 1	1- 0	3- 0				
2- 0	0- 0	0- 0	HOME	0- 0	0- 0	2- 0				
2- 1	0- 0	0- 0	AWAY	0- 1	1- 0	1- 0				
0- 0	0- 0	0- 0	NEUTRAL	0- 0	0- 0	0- 0				
16- 4	0- 0	0- 0	CONFERENCE	1- 3	2- 0	13- 1				
8- 2	0- 0	0- 0	HOME	1- 1	1- 0	6- 1				
8- 2	0- 0	0- 0	AWAY	0- 2	1- 0	7- 0				
0- 0	0- 0	0- 0	NEUTRAL	0- 0	0- 0	0- 0				

RPI 1-25			RPI 26-50			RPI 51-100			Team's RPI: 84	RPI 101+		
RPI	S	Opponent	Score	RPI	S	Opponent	Score	RPI	S	Opponent	Score	
						78	A A&M-Corpus Christi	59	68	109	A Portland	76 69
						78	H A&M-Corpus Christi	58	70	147	A Sam Houston St.	81 73
						82	A SFA	59	69	147	H Sam Houston St.	94 91
						82	H SFA	88	62	166	A Wright St.	83 64
						91	A Oklahoma	65	78	170	H New Orleans	76 62
										237	A Central Ark.	74 64
										237	H Central Ark.	93 71
										252	A Southeastern La.	68 62
										252	H Southeastern La.	61 53
										255	A Nicholls St.	95 84
										261	H Tulsa	73 63
										266	A Lamar University	75 49
										266	H Lamar University	78 72
										267	A Incarnate Word	76 69
										267	H Incarnate Word	70 71
										313	H New Mexico St.	67 54
										315	A Houston Baptist	84 79
										315	H Houston Baptist	71 54
										336	H Northwestern St.	84 69
										347	A McNeese	90 73
LAST 10 Division I												
						267	A Incarnate Word	76	69	315	A Houston Baptist	84 79
						82	H SFA	88	62	78	A A&M-Corpus Christi	59 68
						237	H Central Ark.	93	71	315	H Houston Baptist	71 54
						147	H Sam Houston St.	94	91	266	A Lamar University	75 49
						252	A Southeastern La.	68	62	336	H Northwestern St.	84 69

Non-Div I Games: Howard Payne 96 38 Schreiner 110 37 Southwest (NM) 104 52 McMurry 111 43
Abilene Christian

Loss, Non-Conf, S Site, H Home A Away N Neutral

Air Force

Through Games Of March 9, 2020

Average RPI Win:	235	WON-LOST	WINNING	LAST 10	STRENGTH OF	OPP. STRENGTH	TEAM	ADJ.	CONF.	ADJ CONF.
Average RPI Loss:	175	RECORD	PCT. RANK	GAMES	SCHEDULE	OF SCHEDULE	RPI	RPI	RPI	RPI
DIV. I ONLY	9- 21	287	6-4	192	221	270	270	17	17	
DIV. I NON-CONF.	1- 9	326	0	259	262	336	336	20	20	
TOTALS	RPI 1-25	RPI 26-50	W-L RECORDS	RPI 51-100	RPI 101-150	RPI 150+				
9- 21	0- 0	0- 1	OVERALL	1- 5	1- 3	7- 12				
3- 10	0- 0	0- 0	HOME	1- 1	0- 3	2- 6				
5- 10	0- 0	0- 1	AWAY	0- 3	1- 0	4- 6				
1- 1	0- 0	0- 0	NEUTRAL	0- 1	0- 0	1- 0				
1- 9	0- 0	0- 1	NON-CONFERENCE	0- 1	0- 2	1- 5				
1- 3	0- 0	0- 0	HOME	0- 0	0- 2	1- 1				
0- 6	0- 0	0- 1	AWAY	0- 1	0- 0	0- 4				
0- 0	0- 0	0- 0	NEUTRAL	0- 0	0- 0	0- 0				
8- 12	0- 0	0- 0	CONFERENCE	1- 4	1- 1	6- 7				
2- 7	0- 0	0- 0	HOME	1- 1	0- 1	1- 5				
5- 4	0- 0	0- 0	AWAY	0- 2	1- 0	4- 2				
1- 1	0- 0	0- 0	NEUTRAL	0- 1	0- 0	1- 0				

RPI S	Opponent	Score	RPI S	Opponent	Score	RPI S	Opponent	Score	RPI S	Opponent	Score	Team's RPI: 270
42	A Arizona St.	56 87	64	A Tennessee	54 81	105	H San Diego	59 70				
			67	A Fresno St.	52 61	109	H Portland	56 72				
			67	H Fresno St.	88 65	145	A San Jose St.	67 66				
			80	A Boise St.	61 70	145	H San Jose St.	60 68				
			80	H Boise St.	69 74	163	A Wyoming	52 68				
			80	N Boise St.	50 73	163	H Wyoming	63 65				
						218	H UNLV	60 67				
						225	A Northern Colo.	62 72				
						229	A Cal St. Fullerton	70 79				
						230	A New Mexico	79 66				
						230	H New Mexico	53 75				
						233	A Nevada	68 61				
						233	H Nevada	67 71				
						243	A San Diego St.	51 49				
						268	H Army West Point	66 68				
						274	A Long Beach St.	68 74				
						280	A Utah St.	62 45				
						280	H Utah St.	52 53				
						291	A Colorado St.	40 60				
						291	H Colorado St.	49 44				
						291	N Colorado St.	60 48				
						320	A Navy	59 67				
						331	H NJIT	68 48				
LAST 10 Division I												
			80	N Boise St.	50 73	67	H Fresno St.	88 65				
			291	N Colorado St.	60 48	145	A San Jose St.	67 66				
			291	H Colorado St.	49 44	80	H Boise St.	69 74				
			230	A New Mexico	79 66	243	A San Diego St.	51 49				
			163	A Wyoming	52 68	233	H Nevada	67 71				

Non-Div I Games: Neb. Wesleyan 93 42

Air Force

■ Loss,
 ■ Non-Conf, S Site,
 ■ Home
 ■ Away
 N Neutral

Average RPI Win: 225	WON-LOST	WINNING	LAST 10	STRENGTH OF	OPP. STRENGTH	TEAM	ADJ.	CONF.	ADJ CONF.
Average RPI Loss: 115	RECORD	PCT. RANK	GAMES	SCHEDULE	OF SCHEDULE	RPI	RPI	RPI	RPI
DIV. I ONLY	15- 15	173	5-5	171	160	184	184	10	10
DIV. I NON-CONF.	7- 4	100	0	231	325	158	158	10	10
TOTALS	RPI 1-25	RPI 26-50	W-L RECORDS	RPI 51-100	RPI 101-150	RPI 150+			
15- 15	0- 1	0- 1	OVERALL	1- 5	1- 4	13- 4			
7- 8	0- 1	0- 1	HOME	1- 1	0- 3	6- 2			
6- 7	0- 0	0- 0	AWAY	0- 4	1- 1	5- 2			
2- 0	0- 0	0- 0	NEUTRAL	0- 0	0- 0	2- 0			
7- 4	0- 0	0- 1	NON-CONFERENCE	0- 1	0- 1	7- 1			
3- 2	0- 0	0- 1	HOME	0- 0	0- 1	3- 0			
2- 2	0- 0	0- 0	AWAY	0- 1	0- 0	2- 1			
2- 0	0- 0	0- 0	NEUTRAL	0- 0	0- 0	2- 0			
8- 11	0- 1	0- 0	CONFERENCE	1- 4	1- 3	6- 3			
4- 6	0- 1	0- 0	HOME	1- 1	0- 2	3- 2			
4- 5	0- 0	0- 0	AWAY	0- 3	1- 1	3- 1			
0- 0	0- 0	0- 0	NEUTRAL	0- 0	0- 0	0- 0			

RPI 1-25				RPI 26-50				RPI 51-100				RPI 101+ Team's RPI: 184			
RPI	S	Opponent	Score	RPI	S	Opponent	Score	RPI	S	Opponent	Score	RPI	S	Opponent	Score
19	H	Central Mich.	72 77	34	H	Michigan	71 80	57	A	Ball St.	52 60	114	A	Buffalo	69 63
								86	A	Ohio	57 70	114	H	Buffalo	61 76
								86	H	Ohio	79 76	130	H	Duquesne	63 88
								97	A	Kent St.	50 68	144	A	Western Mich.	71 79
								97	H	Kent St.	55 60	144	H	Western Mich.	51 56
								99	A	Butler	55 76	162	A	Toledo	61 65
												162	H	Toledo	59 63
												165	H	N.C. A&T	64 52
												176	A	Eastern Mich.	64 53
												176	H	Eastern Mich.	88 81
												182	H	Northern Ill.	65 70
												191	A	Cleveland St.	62 66
												226	A	Miami (OH)	75 62
												226	H	Miami (OH)	70 62
												232	N	Morgan St.	52 45
												241	N	Denver	88 72
												253	A	Bowling Green	76 73
												253	H	Bowling Green	70 61
												263	H	Youngstown St.	91 62
												298	A	St. Bonaventure	63 54
												332	A	Detroit Mercy	81 60
												340	H	Purdue Fort Wayne	64 53
LAST 10 Division I															
162	H	Toledo	59 63	86	H	Ohio	79 76								
253	H	Bowling Green	70 61	114	A	Buffalo	69 63								
114	H	Buffalo	61 76	176	A	Eastern Mich.	64 53								
226	A	Miami (OH)	75 62	97	H	Kent St.	55 60								
97	A	Kent St.	50 68	57	A	Ball St.	52 60								

Non-Div I Games:

Akron

■ Loss,
 ■ Non-Conf, S Site,
 ■ Home
 ■ Away
 N Neutral

Alabama

Through Games Of March 9, 2020

Average RPI Win:	157	WON-LOST	WINNING	LAST 10	STRENGTH OF	OPP. STRENGTH	TEAM	ADJ.	CONF.	ADJ CONF.
Average RPI Loss:	49	RECORD	PCT. RANK	GAMES	SCHEDULE	OF SCHEDULE	RPI	RPI	RPI	RPI
DIV. I ONLY	18- 12	117	6-4	45	46	73	73	4	4	
DIV. I NON-CONF.	10- 3	57	0	123	168	77	77	5	5	
TOTALS	RPI 1-25	RPI 26-50	W-L RECORDS	RPI 51-100	RPI 101-150	RPI 150+				
18- 12	2- 4	0- 3	OVERALL	1- 4	7- 1	8- 0				
10- 6	0- 3	0- 2	HOME	0- 0	6- 1	4- 0				
7- 4	2- 1	0- 1	AWAY	0- 2	1- 0	4- 0				
1- 2	0- 0	0- 0	NEUTRAL	1- 2	0- 0	0- 0				
10- 3	0- 0	0- 1	NON-CONFERENCE	1- 1	3- 1	6- 0				
6- 2	0- 0	0- 1	HOME	0- 0	3- 1	3- 0				
3- 0	0- 0	0- 0	AWAY	0- 0	0- 0	3- 0				
1- 1	0- 0	0- 0	NEUTRAL	1- 1	0- 0	0- 0				
8- 9	2- 4	0- 2	CONFERENCE	0- 3	4- 0	2- 0				
4- 4	0- 3	0- 1	HOME	0- 0	3- 0	1- 0				
4- 4	2- 1	0- 1	AWAY	0- 2	1- 0	1- 0				
0- 1	0- 0	0- 0	NEUTRAL	0- 1	0- 0	0- 0				

RPI	S	Opponent	Score	RPI	S	Opponent	Score	RPI	S	Opponent	Score	RPI	S	Opponent	Score
1	H	South Carolina	78 93	29	H	Arkansas	48 66	64	A	Tennessee	63 65	112	H	Bethune-Cookman	60 49
10	A	Mississippi St.	66 64	35	A	LSU	60 71	65	A	Georgia	75 76	115	A	Auburn	75 48
22	A	Texas A&M	76 63	40	H	Iowa St.	66 75	65	N	Georgia	61 68	115	H	Auburn	68 64
22	H	Texas A&M	74 79					66	N	UNI	87 77	125	H	Colgate	72 52
24	A	Kentucky	62 66					81	N	Southern California	57 60	128	H	Vanderbilt	98 61
24	H	Kentucky	71 81									138	H	Hampton	61 64
												139	H	Florida	69 62
												150	H	North Carolina	83 77
												169	H	Radford	85 51
												173	A	Tulane	66 56
												175	H	Missouri	73 61
												221	A	Clemson	67 54
												238	A	South Alabama	74 62
												252	H	Southeastern La.	87 50
												299	A	Ole Miss	57 56
												324	H	Mercer	111 56
LAST 10 Division I															
65	N	Georgia	61 68	65	A	Georgia	75 76								
175	H	Missouri	73 61	115	H	Auburn	68 64								
22	A	Texas A&M	76 63	24	A	Kentucky	62 66								
10	A	Mississippi St.	66 64	299	A	Ole Miss	57 56								
139	H	Florida	69 62	29	H	Arkansas	48 66								

Non-Div I Games:

Alabama

■ Loss,
 ■ Non-Conf, S Site,
 ■ Home
 ■ Away
 N Neutral

Average RPI Win:	302	WON-LOST	WINNING	LAST 10	STRENGTH OF	OPP. STRENGTH	TEAM	ADJ.	CONF.	ADJ CONF.
Average RPI Loss:	182	RECORD	PCT. RANK	GAMES	SCHEDULE	OF SCHEDULE	RPI	RPI	RPI	RPI
DIV. I ONLY	16- 13	143	8-2	345	349	234	234	32	32	
DIV. I NON-CONF.	4- 7	225	0	215	304	211	211	31	31	
TOTALS	RPI 1-25	RPI 26-50	W-L RECORDS	RPI 51-100	RPI 101-150	RPI 150+				
16- 13	0- 0	0- 0	OVERALL	0- 2	0- 4	16- 7				
7- 3	0- 0	0- 0	HOME	0- 0	0- 2	7- 1				
8- 9	0- 0	0- 0	AWAY	0- 2	0- 1	8- 6				
1- 1	0- 0	0- 0	NEUTRAL	0- 0	0- 1	1- 0				
4- 7	0- 0	0- 0	NON-CONFERENCE	0- 2	0- 2	4- 3				
0- 2	0- 0	0- 0	HOME	0- 0	0- 1	0- 1				
4- 4	0- 0	0- 0	AWAY	0- 2	0- 0	4- 2				
0- 1	0- 0	0- 0	NEUTRAL	0- 0	0- 1	0- 0				
12- 6	0- 0	0- 0	CONFERENCE	0- 0	0- 2	12- 4				
7- 1	0- 0	0- 0	HOME	0- 0	0- 1	7- 0				
4- 5	0- 0	0- 0	AWAY	0- 0	0- 1	4- 4				
1- 0	0- 0	0- 0	NEUTRAL	0- 0	0- 0	1- 0				

RPI S	Opponent	Score	RPI S	Opponent	Score	RPI S	Opponent	Score	RPI S	Opponent	Score	Team's RPI: 234
59	A Cincinnati	47	62	126	H North Florida	64	73	133	A Texas Southern	76	79	
90	A Nebraska	46	68	133	H Texas Southern	58	65	137	N North Ala.	65	80	
				156	A Jackson St.	53	67	156	H Jackson St.	75	71	
				172	H Austin Peay	61	67	196	A Memphis	71	79	
				231	A Southern U.	46	55	231	H Southern U.	59	57	
				241	A Denver	86	83	243	A San Diego St.	61	53	
				284	A California Baptist	55	60	304	A Prairie View	53	60	
				304	H Prairie View	54	44	316	A Georgia St.	67	52	
				322	A Alcorn	74	67	322	H Alcorn	64	50	
				325	A Alabama St.	56	55	325	N Alabama St.	75	48	
				329	A Ark.-Pine Bluff	65	52	329	H Ark.-Pine Bluff	74	55	
				339	A Florida A&M	77	53	344	A Grambling	59	69	
				344	H Grambling	72	52	351	A Mississippi Val.	75	45	
				351	A Mississippi Val.	75	45					
LAST 10 Division I												
156	H Jackson St.	75	71	322	H Alcorn	64	50					
344	H Grambling	72	52	325	A Alabama St.	56	55					
304	A Prairie View	53	60	351	A Mississippi Val.	75	45					
133	A Texas Southern	76	79	329	A Ark.-Pine Bluff	65	52					
231	H Southern U.	59	57	304	H Prairie View	54	44					

Non-Div I Games:

Alabama A&M

■ Loss,
 ■ Non-Conf,
 ■ S Site,
 ■ Home
 ■ A Away
 N Neutral

RPI	S	Opponent	Score
351	H	Mississippi Val.	68 48

A
l
a
b
a
m
a
A
&
M

A
l
a
b
a
m
a
A
&
M

Alabama A&M

Average RPI Win:	321	WON-LOST	WINNING	LAST 10	STRENGTH OF	OPP. STRENGTH	TEAM	ADJ.	CONF.	ADJ CONF.
Average RPI Loss:	193	RECORD	PCT. RANK	GAMES	SCHEDULE	OF SCHEDULE	RPI	RPI	RPI	RPI
DIV. I ONLY	7- 20	305	4-6	321	331	325	325	32	32	
DIV. I NON-CONF.	1- 8	322	0	100	42	287	287	31	31	
TOTALS	RPI 1-25	RPI 26-50	W-L RECORDS	RPI 51-100	RPI 101-150	RPI 150+				
7- 20	0- 2	0- 0	OVERALL	0- 1	0- 4	7- 13				
3- 9	0- 0	0- 0	HOME	0- 0	0- 2	3- 7				
4- 10	0- 2	0- 0	AWAY	0- 1	0- 2	4- 5				
0- 1	0- 0	0- 0	NEUTRAL	0- 0	0- 0	0- 1				
1- 8	0- 2	0- 0	NON-CONFERENCE	0- 1	0- 2	1- 3				
1- 2	0- 0	0- 0	HOME	0- 0	0- 1	1- 1				
0- 6	0- 2	0- 0	AWAY	0- 1	0- 1	0- 2				
0- 0	0- 0	0- 0	NEUTRAL	0- 0	0- 0	0- 0				
6- 12	0- 0	0- 0	CONFERENCE	0- 0	0- 2	6- 10				
2- 7	0- 0	0- 0	HOME	0- 0	0- 1	2- 6				
4- 4	0- 0	0- 0	AWAY	0- 0	0- 1	4- 3				
0- 1	0- 0	0- 0	NEUTRAL	0- 0	0- 0	0- 1				

RPI 1-25				RPI 26-50				RPI 51-100				RPI 101+ Team's RPI: 325			
RPI	S	Opponent	Score	RPI	S	Opponent	Score	RPI	S	Opponent	Score	RPI	S	Opponent	Score
1	A	South Carolina	43 103					68	A	South Fla.	29 80	133	A	Texas Southern	59 88
18	A	DePaul	76 105									133	H	Texas Southern	54 81
												137	H	North Ala.	60 81
												148	A	Wisconsin	67 85
												151	H	Samford	48 83
												156	A	Jackson St.	62 94
												156	H	Jackson St.	56 76
												221	A	Clemson	43 76
												231	A	Southern U.	47 69
												231	H	Southern U.	51 61
												234	H	Alabama A&M	55 56
												234	N	Alabama A&M	48 75
												248	H	Jacksonville St.	68 63
												299	A	Ole Miss	66 93
												304	A	Prairie View	61 52
												304	H	Prairie View	59 62
												322	A	Alcorn	63 73
												322	H	Alcorn	95 70
												329	A	Ark.-Pine Bluff	68 65
												329	H	Ark.-Pine Bluff	62 73
												344	A	Grambling	73 59
												344	H	Grambling	68 69
												351	A	Mississippi Val.	66 61
												351	H	Mississippi Val.	77 64
LAST 10 Division I															
344	H	Grambling	68 69	231	H	Southern U.	51 61								
156	H	Jackson St.	56 76	234	H	Alabama A&M	55 56								
133	A	Texas Southern	59 88	329	A	Ark.-Pine Bluff	68 65								
304	A	Prairie View	61 52	351	A	Mississippi Val.	66 61								
322	H	Alcorn	95 70	133	H	Texas Southern	54 81								

Non-Div I Games: Mobile 76 66 Paine 84 58

Alabama St.

Loss, Non-Conf, S Site, H Home A Away N Neutral

Albany (NY)

Through Games Of March 9, 2020

Average RPI Win:	281	WON-LOST	WINNING	LAST 10	STRENGTH OF	OPP. STRENGTH	TEAM	ADJ.	CONF.	ADJ CONF.
Average RPI Loss:	195	RECORD	PCT. RANK	GAMES	SCHEDULE	OF SCHEDULE	RPI	RPI	RPI	RPI
DIV. I ONLY	8- 21	297	2-8	284	308	314	314	26	26	
DIV. I NON-CONF.	3- 9	279	0	313	307	323	323	27	27	
TOTALS	RPI 1-25	RPI 26-50	W-L RECORDS	RPI 51-100	RPI 101-150	RPI 150+				
8- 21	0- 0	0- 0	OVERALL	0- 5	1- 1	7- 15				
5- 9	0- 0	0- 0	HOME	0- 1	1- 1	4- 7				
3- 12	0- 0	0- 0	AWAY	0- 4	0- 0	3- 8				
0- 0	0- 0	0- 0	NEUTRAL	0- 0	0- 0	0- 0				
3- 9	0- 0	0- 0	NON-CONFERENCE	0- 2	1- 1	2- 6				
1- 5	0- 0	0- 0	HOME	0- 0	1- 1	0- 4				
2- 4	0- 0	0- 0	AWAY	0- 2	0- 0	2- 2				
0- 0	0- 0	0- 0	NEUTRAL	0- 0	0- 0	0- 0				
5- 12	0- 0	0- 0	CONFERENCE	0- 3	0- 0	5- 9				
4- 4	0- 0	0- 0	HOME	0- 1	0- 0	4- 3				
1- 8	0- 0	0- 0	AWAY	0- 2	0- 0	1- 6				
0- 0	0- 0	0- 0	NEUTRAL	0- 0	0- 0	0- 0				

RPI S	Opponent	Score	RPI S	Opponent	Score	RPI S	Opponent	Score	RPI S	Opponent	Score	Team's RPI: 314
						52	A Marist	76	119	H Columbia	82	78
						74	A Stony Brook	53	129	H Boston U.	58	60
						74	A Stony Brook	54	155	A Binghamton	42	58
						74	H Stony Brook	73	155	H Binghamton	56	53
						98	A Syracuse	75	159	A Maine	49	60
									159	H Maine	44	65
									168	H Lafayette	47	54
									192	H Cornell	51	71
									212	A UMass Lowell	51	53
									212	H UMass Lowell	75	78
									265	A New Hampshire	53	56
									265	H New Hampshire	47	48
									276	A Siena	46	52
									294	H Monmouth	41	53
									297	A UMBC	44	54
									297	H UMBC	56	51
									306	A Vermont	36	52
									306	H Vermont	58	49
									319	H St. Francis Brooklyn	41	49
									323	A Bryant	55	68
									337	A Canisius	70	53
									345	A Hartford	68	63
									345	H Hartford	63	40
									346	A Central Conn. St.	73	63
LAST 10 Division I												
			74	A Stony Brook	49	54	159	H Maine	44	65		
			74	A Stony Brook	44	53	345	H Hartford	63	40		
			212	H UMass Lowell	75	78	155	A Binghamton	42	58		
			265	A New Hampshire	53	56	306	A Vermont	36	52		
			297	A UMBC	44	54	297	H UMBC	56	51		

Non-Div I Games: FDU-Florham 81 21

Albany (NY)

Loss, Non-Conf, S Site, H Home A Away N Neutral

Alcorn

Through Games Of March 9, 2020

Average RPI Win:	322	WON-LOST	WINNING	LAST 10	STRENGTH OF	OPP. STRENGTH	TEAM	ADJ.	CONF.	ADJ CONF.
Average RPI Loss:	209	RECORD	PCT. RANK	GAMES	SCHEDULE	OF SCHEDULE	RPI	RPI	RPI	RPI
DIV. I ONLY	11- 17	238	4-6	350	344	322	322	32	32	
DIV. I NON-CONF.	2- 8	295	0	334	243	332	332	31	31	
TOTALS	RPI 1-25	RPI 26-50	W-L RECORDS	RPI 51-100	RPI 101-150	RPI 150+				
11- 17	0- 0	0- 0	OVERALL	0- 1	0- 3	11- 13				
7- 4	0- 0	0- 0	HOME	0- 0	0- 2	7- 2				
4- 11	0- 0	0- 0	AWAY	0- 1	0- 1	4- 9				
0- 2	0- 0	0- 0	NEUTRAL	0- 0	0- 0	0- 2				
2- 8	0- 0	0- 0	NON-CONFERENCE	0- 1	0- 1	2- 6				
1- 1	0- 0	0- 0	HOME	0- 0	0- 1	1- 0				
1- 5	0- 0	0- 0	AWAY	0- 1	0- 0	1- 4				
0- 2	0- 0	0- 0	NEUTRAL	0- 0	0- 0	0- 2				
9- 9	0- 0	0- 0	CONFERENCE	0- 0	0- 2	9- 7				
6- 3	0- 0	0- 0	HOME	0- 0	0- 1	6- 2				
3- 6	0- 0	0- 0	AWAY	0- 0	0- 1	3- 5				
0- 0	0- 0	0- 0	NEUTRAL	0- 0	0- 0	0- 0				

RPI S	Opponent	Score	RPI S	Opponent	Score	RPI S	Opponent	Score	RPI S	Opponent	Score	Team's RPI: 322
						82	A SFA	62 67	101	H UAB	65 86	
									133	A Texas Southern	70 105	
									133	H Texas Southern	67 81	
									156	A Jackson St.	66 76	
									156	H Jackson St.	67 83	
									196	A Memphis	51 57	
									220	A UTEP	47 92	
									221	N Clemson	46 77	
									231	A Southern U.	57 74	
									231	H Southern U.	58 53	
									234	A Alabama A&M	50 64	
									234	H Alabama A&M	67 74	
									235	A North Texas	31 67	
									249	A Texas St.	59 67	
									299	N Ole Miss	55 73	
									304	A Prairie View	68 63	
									304	H Prairie View	77 39	
									325	A Alabama St.	70 95	
									325	H Alabama St.	73 63	
									329	A Ark.-Pine Bluff	77 75	
									329	H Ark.-Pine Bluff	57 54	
									334	A Tennessee St.	62 57	
									339	H Florida A&M	58 42	
									344	A Grambling	59 70	
									344	H Grambling	80 54	
									351	A Mississippi Val.	81 67	
LAST 10 Division I												
			133	H Texas Southern	67 81		329	H Ark.-Pine Bluff	57 54			
			304	H Prairie View	77 39		351	H Mississippi Val.	63 60			
			231	H Southern U.	58 53		344	A Grambling	59 70			
			325	A Alabama St.	70 95		156	A Jackson St.	66 76			
			234	A Alabama A&M	50 64		231	A Southern U.	57 74			

Non-Div I Games: Tougaloo 85 61 Louisiana Col. 86 50

Alcorn

Loss, Non-Conf, S Site, H Home A Away N Neutral

RPI	S	Opponent	Score
351	H	Mississippi Val.	63 60

A
l
c
o
r
n

A
l
c
o
r
n

Alcorn

Average RPI Win: 209	WON-LOST	WINNING	LAST 10	STRENGTH OF	OPP. STRENGTH	TEAM	ADJ.	CONF.	ADJ CONF.
Average RPI Loss: 142	RECORD	PCT. RANK	GAMES	SCHEDULE	OF SCHEDULE	RPI	RPI	RPI	RPI
DIV. I ONLY	13- 17	210	5-5	169	159	203	203	16	16
DIV. I NON-CONF.	4- 6	212	0	170	108	205	205	15	15
TOTALS	RPI 1-25	RPI 26-50	W-L RECORDS	RPI 51-100	RPI 101-150	RPI 150+			
13- 17	0- 0	0- 2	OVERALL	1- 2	4- 7	8- 6			
9- 5	0- 0	0- 1	HOME	1- 1	3- 2	5- 1			
4- 11	0- 0	0- 1	AWAY	0- 1	1- 4	3- 5			
0- 1	0- 0	0- 0	NEUTRAL	0- 0	0- 1	0- 0			
4- 6	0- 0	0- 0	NON-CONFERENCE	1- 2	1- 1	2- 3			
3- 1	0- 0	0- 0	HOME	1- 1	1- 0	1- 0			
1- 4	0- 0	0- 0	AWAY	0- 1	0- 0	1- 3			
0- 1	0- 0	0- 0	NEUTRAL	0- 0	0- 1	0- 0			
9- 11	0- 0	0- 2	CONFERENCE	0- 0	3- 6	6- 3			
6- 4	0- 0	0- 1	HOME	0- 0	2- 2	4- 1			
3- 7	0- 0	0- 1	AWAY	0- 0	1- 4	2- 2			
0- 0	0- 0	0- 0	NEUTRAL	0- 0	0- 0	0- 0			

RPI S	Opponent	Score	RPI S	Opponent	Score	RPI S	Opponent	Score	RPI S	Opponent	Score	Team's RPI: 203
49	A Bucknell	43 68	49	H Bucknell	57 60	83	H Villanova	76 54	107	A Lehigh	64 56	
						86	A Ohio	69 81	107	H Lehigh	63 64	
						92	H Minnesota	53 70	114	N Buffalo	55 73	
									122	A Holy Cross	59 72	
									122	H Holy Cross	58 73	
									125	A Colgate	62 63	
									125	H Colgate	63 61	
									129	A Boston U.	44 46	
									129	A Boston U.	44 59	
									129	H Boston U.	55 54	
									143	H George Washington	66 53	
									168	A Lafayette	48 55	
									168	H Lafayette	52 67	
									169	A Radford	59 55	
									180	H High Point	56 48	
									193	A Towson	60 63	
									236	A Saint Joseph's	51 72	
									250	A George Mason	55 73	
									268	A Army West Point	67 62	
									268	H Army West Point	73 57	
									279	A Loyola Maryland	47 56	
									279	H Loyola Maryland	63 44	
									320	A Navy	48 40	
									320	H Navy	57 42	
									320	H Navy	63 53	
LAST 10 Division I												
129	A Boston U.	44 46	129	H Boston U.	55 54							
320	H Navy	63 53	320	A Navy	48 40							
320	H Navy	57 42	49	H Bucknell	57 60							
122	H Holy Cross	58 73	279	A Loyola Maryland	47 56							
168	A Lafayette	48 55	268	A Army West Point	67 62							

Non-Div I Games:

American

■ Loss,
 ■ Non-Conf,
 ■ S Site,
 ■ H Home
 ■ A Away
 N Neutral

Appalachian St.

Through Games Of March 9, 2020

Average RPI Win:	276	WON-LOST	WINNING	LAST 10	STRENGTH OF	OPP. STRENGTH	TEAM	ADJ.	CONF.	ADJ CONF.
Average RPI Loss:	142	RECORD	PCT. RANK	GAMES	SCHEDULE	OF SCHEDULE	RPI	RPI	RPI	RPI
DIV. I ONLY	11- 18	248	6-4	129	252	211	211	21	21	
DIV. I NON-CONF.	3- 8	268	0	115	236	223	223	19	19	
TOTALS	RPI 1-25	RPI 26-50	W-L RECORDS	RPI 51-100	RPI 101-150	RPI 150+				
11- 18	0- 1	0- 3	OVERALL	1- 2	0- 4	10- 8				
6- 6	0- 0	0- 1	HOME	0- 1	0- 1	6- 3				
4- 11	0- 1	0- 2	AWAY	1- 1	0- 2	3- 5				
1- 1	0- 0	0- 0	NEUTRAL	0- 0	0- 1	1- 0				
3- 8	0- 1	0- 1	NON-CONFERENCE	0- 1	0- 2	3- 3				
1- 2	0- 0	0- 0	HOME	0- 0	0- 0	1- 2				
1- 5	0- 1	0- 1	AWAY	0- 1	0- 1	1- 1				
1- 1	0- 0	0- 0	NEUTRAL	0- 0	0- 1	1- 0				
8- 10	0- 0	0- 2	CONFERENCE	1- 1	0- 2	7- 5				
5- 4	0- 0	0- 1	HOME	0- 1	0- 1	5- 1				
3- 6	0- 0	0- 1	AWAY	1- 0	0- 1	2- 4				
0- 0	0- 0	0- 0	NEUTRAL	0- 0	0- 0	0- 0				

RPI 1-25				RPI 26-50				RPI 51-100				RPI 101+ Team's RPI: 211			
RPI	S	Opponent	Score	RPI	S	Opponent	Score	RPI	S	Opponent	Score	RPI	S	Opponent	Score
1	A	South Carolina	50 92	34	A	Michigan	35 62	89	A	VCU	38 66	102	A	UT Arlington	44 63
				44	A	Troy	55 84	96	A	Coastal Caro.	83 80	102	H	UT Arlington	60 82
				44	H	Troy	61 81	96	H	Coastal Caro.	53 80	112	N	Bethune-Cookman	44 61
												142	A	UNC Greensboro	47 54
												160	H	Gardner-Webb	56 67
												171	A	Elon	66 67
												189	H	Louisiana	51 57
												208	A	Little Rock	63 68
												238	A	South Alabama	66 81
												238	H	South Alabama	71 59
												244	A	Arkansas St.	58 76
												249	A	Texas St.	59 47
												249	H	Texas St.	73 65
												273	A	Wofford	54 51
												288	H	ETSU	61 67
												289	A	Ga. Southern	70 78
												289	H	Ga. Southern	83 75
												316	A	Georgia St.	64 59
												316	H	Georgia St.	65 37
												324	H	Mercer	77 68
												337	N	Canisius	74 57
												348	H	La.-Monroe	68 49
LAST 10 Division I															
				96	A	Coastal Caro.	83 80	44	H	Troy	61 81				
				348	H	La.-Monroe	68 49	238	H	South Alabama	71 59				
				189	H	Louisiana	51 57	249	A	Texas St.	59 47				
				289	A	Ga. Southern	70 78	102	A	UT Arlington	44 63				
				316	A	Georgia St.	64 59	289	H	Ga. Southern	83 75				

Non-Div I Games:

Appalachian St.

■ Loss,
 ■ Non-Conf, S Site,
 ■ Home
 ■ Away
 N Neutral

Average RPI Win:	153	WON-LOST	WINNING	LAST 10	STRENGTH OF	OPP. STRENGTH	TEAM	ADJ.	CONF.	ADJ CONF.
Average RPI Loss:	37	RECORD	PCT. RANK	GAMES	SCHEDULE	OF SCHEDULE	RPI	RPI	RPI	RPI
DIV. I ONLY	24- 7	30	6-4	74	31	27	27	1	1	
DIV. I NON-CONF.	11- 0	1	0	332	287	83	83	1	1	
TOTALS	RPI 1-25	RPI 26-50	W-L RECORDS	RPI 51-100	RPI 101-150	RPI 150+				
24- 7	3- 5	3- 0	OVERALL	2- 1	6- 1	10- 0				
13- 3	2- 2	1- 0	HOME	1- 0	2- 1	7- 0				
10- 3	1- 2	2- 0	AWAY	1- 1	3- 0	3- 0				
1- 1	0- 1	0- 0	NEUTRAL	0- 0	1- 0	0- 0				
11- 0	0- 0	1- 0	NON-CONFERENCE	0- 0	0- 0	10- 0				
7- 0	0- 0	0- 0	HOME	0- 0	0- 0	7- 0				
4- 0	0- 0	1- 0	AWAY	0- 0	0- 0	3- 0				
0- 0	0- 0	0- 0	NEUTRAL	0- 0	0- 0	0- 0				
13- 7	3- 5	2- 0	CONFERENCE	2- 1	6- 1	0- 0				
6- 3	2- 2	1- 0	HOME	1- 0	2- 1	0- 0				
6- 3	1- 2	1- 0	AWAY	1- 1	3- 0	0- 0				
1- 1	0- 1	0- 0	NEUTRAL	0- 0	1- 0	0- 0				

RPI S	Opponent	Score	RPI S	Opponent	Score	RPI S	Opponent	Score	RPI S	Opponent	Score
2	A Oregon	52 85	42	A Arizona St.	58 53	81	A Southern California	65 57	106	A Utah	85 69
2	H Oregon	64 71	42	H Arizona St.	59 53	81	H Southern California	73 57	113	A Washington St.	74 67
2	N Oregon	70 88	43	A Texas	83 58	94	A Colorado	38 50	113	H Washington St.	72 57
6	H Stanford	73 72							124	H California	54 55
13	A UCLA	58 70							124	N California	86 73
13	H UCLA	92 66							141	A Washington	66 58
21	A Oregon St.	65 58							141	H Washington	64 53
21	H Oregon St.	61 63							152	A Montana	77 42
									190	H Santa Clara	65 52
									216	H North Dakota	74 42
									220	A UTEP	54 43
									245	H UC Santa Barbara	61 42
									294	H Monmouth	86 34
									304	H Prairie View	83 48
									311	H UC Riverside	70 27
									334	H Tennessee St.	77 42
									349	A Chicago St.	82 50
LAST 10 Division I											
2	N Oregon	70 88	106	A Utah	85 69						
124	N California	86 73	113	H Washington St.	72 57						
124	H California	54 55	141	H Washington	64 53						
6	H Stanford	73 72	21	A Oregon St.	65 58						
94	A Colorado	38 50	2	A Oregon	52 85						

Non-Div I Games:

Arizona

Average RPI Win:	141	WON-LOST	WINNING	LAST 10	STRENGTH OF	OPP. STRENGTH	TEAM	ADJ.	CONF.	ADJ CONF.
Average RPI Loss:	43	RECORD	PCT. RANK	GAMES	SCHEDULE	OF SCHEDULE	RPI	RPI	RPI	RPI
DIV. I ONLY	20- 11	80	4-6	31	18	42	42	1	1	
DIV. I NON-CONF.	10- 2	29	0	174	128	54	54	1	1	
TOTALS	RPI 1-25	RPI 26-50	W-L RECORDS	RPI 51-100	RPI 101-150	RPI 150+				
20- 11	2- 5	1- 3	OVERALL	5- 1	5- 2	7- 0				
13- 3	2- 2	0- 1	HOME	3- 0	3- 0	5- 0				
5- 6	0- 3	0- 1	AWAY	2- 1	2- 1	1- 0				
2- 2	0- 0	1- 1	NEUTRAL	0- 0	0- 1	1- 0				
10- 2	0- 0	1- 1	NON-CONFERENCE	2- 1	0- 0	7- 0				
7- 0	0- 0	0- 0	HOME	2- 0	0- 0	5- 0				
1- 1	0- 0	0- 0	AWAY	0- 1	0- 0	1- 0				
2- 1	0- 0	1- 1	NEUTRAL	0- 0	0- 0	1- 0				
10- 9	2- 5	0- 2	CONFERENCE	3- 0	5- 2	0- 0				
6- 3	2- 2	0- 1	HOME	1- 0	3- 0	0- 0				
4- 5	0- 3	0- 1	AWAY	2- 0	2- 1	0- 0				
0- 1	0- 0	0- 0	NEUTRAL	0- 0	0- 1	0- 0				

RPI 1-25				RPI 26-50				Team's RPI: 42				RPI 51-100				RPI 101+			
RPI	S	Opponent	Score	RPI	S	Opponent	Score	RPI	S	Opponent	Score	RPI	S	Opponent	Score	RPI	S	Opponent	Score
2	A	Oregon	48 79	27	A	Arizona	53 59	51	H	Creighton	70 55	106	A	Utah	71 75				
2	H	Oregon	72 66	27	H	Arizona	53 58	81	A	Southern California	63 54	113	A	Washington St.	65 56				
6	H	Stanford	44 55	45	N	Middle Tenn.	61 60	81	H	Southern California	76 75	113	H	Washington St.	62 59				
13	A	UCLA	66 68	46	N	Purdue	52 59	92	A	Minnesota	66 80	124	H	California	77 54				
13	H	UCLA	61 70					93	H	BYU	60 52	124	N	California	67 71				
21	A	Oregon St.	62 64					94	A	Colorado	65 59	141	A	Washington	67 50				
21	H	Oregon St.	55 47									141	H	Washington	72 68				
												159	N	Maine	57 31				
												178	H	Idaho St.	74 69				
												230	H	New Mexico	84 47				
												268	H	Army West Point	83 51				
												270	H	Air Force	87 56				
												309	H	Cal Poly	66 41				
												313	A	New Mexico St.	70 47				
LAST 10 Division I																			
124	N	California	67 71	141	H	Washington	72 68												
6	H	Stanford	44 55	113	H	Washington St.	62 59												
124	H	California	77 54	2	A	Oregon	48 79												
106	A	Utah	71 75	21	A	Oregon St.	62 64												
94	A	Colorado	65 59	13	H	UCLA	61 70												

Non-Div I Games:

Arizona St.

Ark.-Pine Bluff

Through Games Of March 9, 2020

Average RPI Win:	337	WON-LOST	WINNING	LAST 10	STRENGTH OF	OPP. STRENGTH	TEAM	ADJ.	CONF.	ADJ CONF.
Average RPI Loss:	193	RECORD	PCT. RANK	GAMES	SCHEDULE	OF SCHEDULE	RPI	RPI	RPI	RPI
DIV. I ONLY	6- 21	314	3-7	330	340	329	329	32	32	
DIV. I NON-CONF.	0- 9	338	0	134	78	322	322	31	31	
TOTALS	RPI 1-25	RPI 26-50	W-L RECORDS	RPI 51-100	RPI 101-150	RPI 150+				
6- 21	0- 0	0- 1	OVERALL	0- 2	0- 4	6- 14				
3- 6	0- 0	0- 0	HOME	0- 0	0- 1	3- 5				
3- 15	0- 0	0- 1	AWAY	0- 2	0- 3	3- 9				
0- 0	0- 0	0- 0	NEUTRAL	0- 0	0- 0	0- 0				
0- 9	0- 0	0- 1	NON-CONFERENCE	0- 2	0- 2	0- 4				
0- 0	0- 0	0- 0	HOME	0- 0	0- 0	0- 0				
0- 9	0- 0	0- 1	AWAY	0- 2	0- 2	0- 4				
0- 0	0- 0	0- 0	NEUTRAL	0- 0	0- 0	0- 0				
6- 12	0- 0	0- 0	CONFERENCE	0- 0	0- 2	6- 10				
3- 6	0- 0	0- 0	HOME	0- 0	0- 1	3- 5				
3- 6	0- 0	0- 0	AWAY	0- 0	0- 1	3- 5				
0- 0	0- 0	0- 0	NEUTRAL	0- 0	0- 0	0- 0				

RPI 1-25			RPI 26-50			RPI 51-100			RPI 101+ Team's RPI: 329		
RPI	S	Opponent	Score	RPI	S	Opponent	Score	RPI	S	Opponent	Score
				40	A	Iowa St.	40 90	64	A	Tennessee	51 92
								96	A	Coastal Caro.	69 76
								113	A	Washington St.	56 85
								133	A	Texas Southern	77 78
								133	H	Texas Southern	46 77
								134	A	Texas Tech	55 81
								156	A	Jackson St.	47 68
								156	H	Jackson St.	44 56
								167	A	Wichita St.	50 100
								204	A	Illinois	50 65
								217	A	Milwaukee	55 69
								231	A	Southern U.	61 85
								231	H	Southern U.	43 70
								234	A	Alabama A&M	55 74
								234	H	Alabama A&M	52 65
								244	A	Arkansas St.	60 81
								304	A	Prairie View	51 61
								304	H	Prairie View	69 54
								322	A	Alcorn	54 57
								322	H	Alcorn	75 77
								325	A	Alabama St.	73 62
								325	H	Alabama St.	65 68
								344	A	Grambling	82 64
								344	H	Grambling	84 79
								351	A	Mississippi Val.	80 77
								351	H	Mississippi Val.	81 59
LAST 10 Division I											
				351	H	Mississippi Val.	81 59	322	A	Alcorn	54 57
				156	A	Jackson St.	47 68	231	A	Southern U.	61 85
				344	A	Grambling	82 64	325	H	Alabama St.	65 68
				133	H	Texas Southern	46 77	234	H	Alabama A&M	52 65
				304	H	Prairie View	69 54	156	H	Jackson St.	44 56

Non-Div I Games: Philander Smith 66 54

Ark.-Pine Bluff

■ Loss,
 ■ Non-Conf,
 ■ S Site,
 ■ Home
 ■ A Away
 N Neutral

Arkansas

Through Games Of March 9, 2020

Average RPI Win: 141		WON-LOST	WINNING	LAST 10	STRENGTH OF	OPP. STRENGTH	TEAM	ADJ.	CONF.	ADJ CONF.
Average RPI Loss: 45		RECORD	PCT. RANK	GAMES	SCHEDULE	OF SCHEDULE	RPI	RPI	RPI	RPI
DIV. I ONLY		24- 8	40	6-4	50	32	29	29	4	4
DIV. I NON-CONF.		12- 1	10	0	178	136	36	36	5	5
TOTALS		RPI 1-25	RPI 26-50		W-L RECORDS		RPI 51-100	RPI 101-150	RPI 150+	
24- 8	2- 5	2- 0		OVERALL		6- 1	5- 2	9- 0		
15- 3	1- 2	2- 0		HOME		4- 1	1- 0	7- 0		
5- 4	0- 2	0- 0		AWAY		1- 0	2- 2	2- 0		
4- 1	1- 1	0- 0		NEUTRAL		1- 0	2- 0	0- 0		
12- 1	0- 0	1- 0		NON-CONFERENCE		4- 0	1- 1	6- 0		
10- 0	0- 0	1- 0		HOME		3- 0	0- 0	6- 0		
0- 1	0- 0	0- 0		AWAY		0- 0	0- 1	0- 0		
2- 0	0- 0	0- 0		NEUTRAL		1- 0	1- 0	0- 0		
12- 7	2- 5	1- 0		CONFERENCE		2- 1	4- 1	3- 0		
5- 3	1- 2	1- 0		HOME		1- 1	1- 0	1- 0		
5- 3	0- 2	0- 0		AWAY		1- 0	2- 1	2- 0		
2- 1	1- 1	0- 0		NEUTRAL		0- 0	1- 0	0- 0		

RPI	S	Opponent	Score	RPI	S	Opponent	Score	RPI	S	Opponent	Score	RPI	S	Opponent	Score
1	A	South Carolina	82 91	35	H	LSU	75 71	55	H	Belmont	91 60	115	A	Auburn	86 70
1	H	South Carolina	65 86	48	H	UT Martin	96 46	64	H	Tennessee	83 75	115	N	Auburn	90 68
1	N	South Carolina	64 90					65	H	Georgia	55 64	124	A	California	80 84
10	A	Mississippi St.	83 92					73	A	Alabama	66 48	128	A	Vanderbilt	100 66
22	H	Texas A&M	77 84					74	H	Stony Brook	88 58	139	A	Florida	80 83
22	N	Texas A&M	67 66					77	H	Kansas St.	81 72	139	H	Florida	79 57
24	H	Kentucky	103 85					88	N	Fordham	71 59	148	N	Wisconsin	68 64
												170	H	New Orleans	82 52
												175	A	Missouri	85 81
												175	H	Missouri	90 73
												198	H	Oral Roberts	96 64
												208	H	Little Rock	86 53
												261	H	Tulsa	91 41
												299	A	Ole Miss	108 64
												336	H	Northwestern St.	99 39
												347	H	McNeese	101 58
LAST 10 Division I															
1	N	South Carolina	64 90	139	A	Florida	80 83								
22	N	Texas A&M	67 66	64	H	Tennessee	83 75								
115	N	Auburn	90 68	299	A	Ole Miss	108 64								
35	H	LSU	75 71	24	H	Kentucky	103 85								
10	A	Mississippi St.	83 92	1	H	South Carolina	65 86								

Non-Div I Games:

Arkansas

■ Loss,
 ■ Non-Conf, S Site,
 ■ Home
 ■ Away
 N Neutral

Average RPI Win:	253	WON-LOST	WINNING	LAST 10	STRENGTH OF	OPP. STRENGTH	TEAM	ADJ.	CONF.	ADJ CONF.
Average RPI Loss:	168	RECORD	PCT. RANK	GAMES	SCHEDULE	OF SCHEDULE	RPI	RPI	RPI	RPI
DIV. I ONLY	10- 18	265	3-7	172	257	244	244	21	21	
DIV. I NON-CONF.	2- 8	295	0	101	294	250	250	19	19	
TOTALS	RPI 1-25	RPI 26-50	W-L RECORDS	RPI 51-100	RPI 101-150	RPI 150+				
10- 18	0- 2	0- 2	OVERALL	1- 1	0- 2	9- 11				
7- 4	0- 0	0- 1	HOME	1- 1	0- 1	6- 1				
3- 13	0- 2	0- 1	AWAY	0- 0	0- 1	3- 9				
0- 1	0- 0	0- 0	NEUTRAL	0- 0	0- 0	0- 1				
2- 8	0- 2	0- 0	NON-CONFERENCE	0- 1	0- 0	2- 5				
1- 1	0- 0	0- 0	HOME	0- 1	0- 0	1- 0				
1- 6	0- 2	0- 0	AWAY	0- 0	0- 0	1- 4				
0- 1	0- 0	0- 0	NEUTRAL	0- 0	0- 0	0- 1				
8- 10	0- 0	0- 2	CONFERENCE	1- 0	0- 2	7- 6				
6- 3	0- 0	0- 1	HOME	1- 0	0- 1	5- 1				
2- 7	0- 0	0- 1	AWAY	0- 0	0- 1	2- 5				
0- 0	0- 0	0- 0	NEUTRAL	0- 0	0- 0	0- 0				

RPI 1-25				RPI 26-50				RPI 51-100				RPI 101+ Team's RPI: 244			
RPI	S	Opponent	Score	RPI	S	Opponent	Score	RPI	S	Opponent	Score	RPI	S	Opponent	Score
5	A	Baylor	43 111	44	A	Troy	64 79	87	H	Southeast Mo. St.	67 79	102	A	UT Arlington	44 71
18	A	DePaul	64 109	44	H	Troy	81 91	96	H	Coastal Caro.	63 61	102	H	UT Arlington	62 89
												165	N	N.C. A&T	50 55
												189	A	Louisiana	43 83
												196	A	Memphis	50 78
												208	A	Little Rock	58 67
												208	H	Little Rock	72 54
												211	H	Appalachian St.	76 58
												238	A	South Alabama	71 87
												238	H	South Alabama	86 80
												239	A	Murray St.	62 77
												243	A	San Diego St.	71 62
												249	A	Texas St.	56 53
												249	H	Texas St.	69 83
												261	A	Tulsa	77 79
												264	A	Louisiana Tech	54 67
												289	A	Ga. Southern	67 80
												289	H	Ga. Southern	69 62
												316	A	Georgia St.	56 67
												316	H	Georgia St.	70 68
												329	H	Ark.-Pine Bluff	81 60
												348	A	La.-Monroe	54 53
LAST 10 Division I															
				44	H	Troy	81 91			249	H	Texas St.	69 83		
				238	H	South Alabama	86 80			102	H	UT Arlington	62 89		
				208	H	Little Rock	72 54			289	A	Ga. Southern	67 80		
				44	A	Troy	64 79			316	A	Georgia St.	56 67		
				238	A	South Alabama	71 87			348	A	La.-Monroe	54 53		

Non-Div I Games: Central Baptist 88 63

Arkansas St.

■ Loss,
 ■ Non-Conf,
 ■ S Site,
 ■ Home
 ■ Away
 N Neutral

Army West Point

Through Games Of March 9, 2020

Average RPI Win:	261	WON-LOST	WINNING	LAST 10	STRENGTH OF	OPP. STRENGTH	TEAM	ADJ.	CONF.	ADJ CONF.
Average RPI Loss:	139	RECORD	PCT. RANK	GAMES	SCHEDULE	OF SCHEDULE	RPI	RPI	RPI	RPI
DIV. I ONLY	9- 22	294	4-6	154	192	268	268	16	16	
DIV. I NON-CONF.	4- 7	225	0	188	274	236	236	15	15	
TOTALS	RPI 1-25	RPI 26-50	W-L RECORDS	RPI 51-100	RPI 101-150	RPI 150+				
9- 22	0- 1	0- 4	OVERALL	0- 1	2- 8	7- 8				
6- 8	0- 1	0- 1	HOME	0- 0	2- 4	4- 2				
3- 14	0- 0	0- 3	AWAY	0- 1	0- 4	3- 6				
0- 0	0- 0	0- 0	NEUTRAL	0- 0	0- 0	0- 0				
4- 7	0- 1	0- 1	NON-CONFERENCE	0- 1	0- 2	4- 2				
2- 3	0- 1	0- 0	HOME	0- 0	0- 2	2- 0				
2- 4	0- 0	0- 1	AWAY	0- 1	0- 0	2- 2				
0- 0	0- 0	0- 0	NEUTRAL	0- 0	0- 0	0- 0				
5- 15	0- 0	0- 3	CONFERENCE	0- 0	2- 6	3- 6				
4- 5	0- 0	0- 1	HOME	0- 0	2- 2	2- 2				
1- 10	0- 0	0- 2	AWAY	0- 0	0- 4	1- 4				
0- 0	0- 0	0- 0	NEUTRAL	0- 0	0- 0	0- 0				

RPI 1-25				RPI 26-50				RPI 51-100				RPI 101+ Team's RPI: 268			
RPI	S	Opponent	Score	RPI	S	Opponent	Score	RPI	S	Opponent	Score	RPI	S	Opponent	Score
20	H	TCU	52 66	42	A	Arizona St.	51 83	58	A	St. John's (NY)	60 96	104	H	William & Mary	65 77
				49	A	Bucknell	61 87					107	A	Lehigh	72 89
				49	A	Bucknell	46 77					107	H	Lehigh	65 94
				49	H	Bucknell	52 63					119	H	Columbia	62 71
												122	A	Holy Cross	61 64
												122	H	Holy Cross	61 48
												125	A	Colgate	93 100
												125	H	Colgate	81 67
												129	A	Boston U.	56 62
												129	H	Boston U.	66 72
												168	A	Lafayette	58 67
												168	H	Lafayette	52 57
												188	A	Manhattan	56 86
												203	A	American	57 73
												203	H	American	62 67
												270	A	Air Force	68 66
												279	A	Loyola Maryland	59 68
												279	A	Loyola Maryland	72 65
												279	H	Loyola Maryland	75 55
												302	A	Fairleigh Dickinson	70 68
												319	A	St. Francis Brooklyn	64 70
												320	A	Navy	45 57
												320	H	Navy	62 52
												323	H	Bryant	81 75
												333	H	LIU Brooklyn	67 60
LAST 10 Division I															
				49	A	Bucknell	61 87	320	H	Navy	62 52				
				279	A	Loyola Maryland	72 65	279	H	Loyola Maryland	75 55				
				129	A	Boston U.	56 62	107	A	Lehigh	72 89				
				125	H	Colgate	81 67	168	A	Lafayette	58 67				
				122	A	Holy Cross	61 64	203	H	American	62 67				

Non-Div I Games:

Army West Point

Loss, Non-Conf, S Site, H Home A Away N Neutral

Average RPI Win:	174	WON-LOST	WINNING	LAST 10	STRENGTH OF	OPP. STRENGTH	TEAM	ADJ.	CONF.	ADJ CONF.
Average RPI Loss:	50	RECORD	PCT. RANK	GAMES	SCHEDULE	OF SCHEDULE	RPI	RPI	RPI	RPI
DIV. I ONLY	11- 18	248	4-6	12	40	115	115	4	4	
DIV. I NON-CONF.	6- 5	151	0	17	119	70	70	5	5	
TOTALS	RPI 1-25	RPI 26-50	W-L RECORDS	RPI 51-100	RPI 101-150	RPI 150+				
11- 18	0- 7	2- 4	OVERALL	0- 4	3- 3	6- 0				
7- 6	0- 1	1- 2	HOME	0- 2	2- 1	4- 0				
2- 9	0- 5	0- 0	AWAY	0- 2	0- 2	2- 0				
2- 3	0- 1	1- 2	NEUTRAL	0- 0	1- 0	0- 0				
6- 5	0- 2	1- 2	NON-CONFERENCE	0- 0	1- 1	4- 0				
4- 1	0- 0	0- 1	HOME	0- 0	1- 0	3- 0				
1- 2	0- 1	0- 0	AWAY	0- 0	0- 1	1- 0				
1- 2	0- 1	1- 1	NEUTRAL	0- 0	0- 0	0- 0				
5- 13	0- 5	1- 2	CONFERENCE	0- 4	2- 2	2- 0				
3- 5	0- 1	1- 1	HOME	0- 2	1- 1	1- 0				
1- 7	0- 4	0- 0	AWAY	0- 2	0- 1	1- 0				
1- 1	0- 0	0- 1	NEUTRAL	0- 0	1- 0	0- 0				

RPI	S	Opponent	Score	RPI	S	Opponent	Score	RPI	S	Opponent	Score	RPI	S	Opponent	Score	Team's RPI: 115
1	A	South Carolina	53 79	29	H	Arkansas	70 86	64	H	Tennessee	55 56	101	A	UAB	75 80	
10	A	Mississippi St.	73 78	29	N	Arkansas	68 90	65	A	Georgia	50 61	112	H	Bethune-Cookman	74 56	
10	H	Mississippi St.	85 92	33	H	Old Dominion	77 89	73	A	Alabama	64 68	128	A	Vanderbilt	55 77	
20	A	TCU	65 80	35	H	LSU	65 60	73	H	Alabama	48 75	128	H	Vanderbilt	70 62	
22	A	Texas A&M	54 84	39	N	Dayton	76 74					128	N	Vanderbilt	77 67	
24	A	Kentucky	61 68	45	N	Middle Tenn.	50 73					139	H	Florida	63 83	
25	N	Drake	82 83									175	A	Missouri	95 82	
												236	H	Saint Joseph's	66 62	
												238	A	South Alabama	82 62	
												248	H	Jacksonville St.	62 53	
												273	H	Wofford	84 82	
												299	H	Ole Miss	59 43	
LAST 10 Division I																
		29 N Arkansas	68 90			10 H Mississippi St.	85 92									
		128 N Vanderbilt	77 67			35 H LSU	65 60									
		64 H Tennessee	55 56			1 A South Carolina	53 79									
		175 A Missouri	95 82			73 A Alabama	64 68									
		22 A Texas A&M	54 84			128 H Vanderbilt	70 62									

Non-Div I Games:

Auburn

■ Loss,
■ Non-Conf,
■ S Site,
■ H Home
■ A Away
N Neutral

BYU		WON-LOST		WINNING		LAST 10		STRENGTH OF		OPP. STRENGTH		TEAM		ADJ.		CONF.		ADJ CONF.	
Average RPI Win: 189		RECORD		PCT. RANK		GAMES		SCHEDULE		OF SCHEDULE		RPI		RPI		RPI		RPI	
Average RPI Loss: 90																			
DIV. I ONLY		17- 11		113		6-4		105		91		93		93		11		11	
DIV. I NON-CONF.		4- 5		195		0		98		25		136		136		11		11	
TOTALS		RPI 1-25		RPI 26-50		W-L RECORDS		RPI 51-100		RPI 101-150		RPI 150+							
17- 11		0- 3		0- 1		OVERALL		1- 1		5- 4		11- 2							
9- 3		0- 1		0- 0		HOME		0- 0		2- 2		7- 0							
7- 6		0- 1		0- 1		AWAY		1- 1		2- 2		4- 1							
1- 2		0- 1		0- 0		NEUTRAL		0- 0		1- 0		0- 1							
4- 5		0- 1		0- 1		NON-CONFERENCE		1- 1		1- 2		2- 0							
2- 1		0- 0		0- 0		HOME		0- 0		0- 1		2- 0							
1- 3		0- 0		0- 1		AWAY		1- 1		0- 1		0- 0							
1- 1		0- 1		0- 0		NEUTRAL		0- 0		1- 0		0- 0							
13- 6		0- 2		0- 0		CONFERENCE		0- 0		4- 2		9- 2							
7- 2		0- 1		0- 0		HOME		0- 0		2- 1		5- 0							
6- 3		0- 1		0- 0		AWAY		0- 0		2- 1		4- 1							
0- 1		0- 0		0- 0		NEUTRAL		0- 0		0- 0		0- 1							

RPI 1-25				RPI 26-50				RPI 51-100				RPI 101+			
RPI	S	Opponent	Score	RPI	S	Opponent	Score	RPI	S	Opponent	Score	RPI	S	Opponent	Score
12	A	Gonzaga	44 59	42	A	Arizona St.	52 60	67	A	Fresno St.	71 65	105	A	San Diego	45 51
12	H	Gonzaga	43 55					80	A	Boise St.	55 66	105	H	San Diego	52 36
21	N	Oregon St.	34 65									106	H	Utah	73 77
												109	A	Portland	66 54
												109	H	Portland	48 57
												113	A	Washington St.	50 67
												136	A	Pacific	76 66
												136	H	Pacific	65 54
												145	N	San Jose St.	75 56
												181	A	Pepperdine	65 47
												181	H	Pepperdine	66 64
												181	N	Pepperdine	51 62
												190	A	Santa Clara	60 51
												190	H	Santa Clara	71 48
												202	A	Saint Mary's (CA)	65 55
												202	H	Saint Mary's (CA)	60 39
												214	A	San Francisco	58 60
												214	H	San Francisco	57 44
												280	H	Utah St.	67 50
												290	H	Utah Valley	71 57
												296	A	LMU (CA)	59 44
												296	H	LMU (CA)	57 42
LAST 10 Division I															
				181	N	Pepperdine	51 62	136	H	Pacific	65 54				
				296	H	LMU (CA)	57 42	202	H	Saint Mary's (CA)	60 39				
				181	H	Pepperdine	66 64	105	A	San Diego	45 51				
				214	A	San Francisco	58 60	12	A	Gonzaga	44 59				
				190	A	Santa Clara	60 51	109	A	Portland	66 54				

Non-Div I Games: Tex. A&M-Kingsville90 38

BYU

Loss, Non-Conf, S Site, H Home A Away N Neutral

Average RPI Win:	175	WON-LOST	WINNING	LAST 10	STRENGTH OF	OPP. STRENGTH	TEAM	ADJ.	CONF.	ADJ CONF.
Average RPI Loss:	96	RECORD	PCT. RANK	GAMES	SCHEDULE	OF SCHEDULE	RPI	RPI	RPI	RPI
DIV. I ONLY	20- 9	64	8-2	125	100	57	57	10	10	
DIV. I NON-CONF.	7- 4	100	0	230	96	123	123	10	10	
TOTALS	RPI 1-25	RPI 26-50	W-L RECORDS	RPI 51-100	RPI 101-150	RPI 150+				
20- 9	1- 1	0- 1	OVERALL	2- 4	5- 1	12- 2				
11- 1	1- 0	0- 1	HOME	2- 0	2- 0	6- 0				
6- 7	0- 1	0- 0	AWAY	0- 4	2- 0	4- 2				
3- 1	0- 0	0- 0	NEUTRAL	0- 0	1- 1	2- 0				
7- 4	0- 0	0- 1	NON-CONFERENCE	1- 2	1- 1	5- 0				
2- 1	0- 0	0- 1	HOME	1- 0	0- 0	1- 0				
2- 2	0- 0	0- 0	AWAY	0- 2	0- 0	2- 0				
3- 1	0- 0	0- 0	NEUTRAL	0- 0	1- 1	2- 0				
13- 5	1- 1	0- 0	CONFERENCE	1- 2	4- 0	7- 2				
9- 0	1- 0	0- 0	HOME	1- 0	2- 0	5- 0				
4- 5	0- 1	0- 0	AWAY	0- 2	2- 0	2- 2				
0- 0	0- 0	0- 0	NEUTRAL	0- 0	0- 0	0- 0				

RPI 1-25				RPI 26-50				RPI 51-100				RPI 101+			
RPI	S	Opponent	Score	RPI	S	Opponent	Score	RPI	S	Opponent	Score	RPI	S	Opponent	Score
19	A	Central Mich.	39 66	28	H	Western Ky.	86 91	59	A	Cincinnati	56 63	107	N	Lehigh	54 52
19	H	Central Mich.	67 62					71	A	IUPUI	48 65	114	A	Buffalo	69 58
								86	A	Ohio	71 79	114	H	Buffalo	69 65
								97	A	Kent St.	68 69	144	A	Western Mich.	64 63
								97	H	Kent St.	66 62	144	H	Western Mich.	68 65
								99	H	Butler	74 70	148	N	Wisconsin	56 67
												162	A	Toledo	60 58
												162	H	Toledo	66 60
												176	A	Eastern Mich.	58 61
												176	H	Eastern Mich.	59 54
												182	A	Northern Ill.	62 70
												182	H	Northern Ill.	97 89
												184	H	Akron	60 52
												187	N	Providence	52 51
												226	H	Miami (OH)	80 63
												230	A	New Mexico	70 57
												253	A	Bowling Green	86 80
												269	H	Xavier	70 49
												296	N	LMU (CA)	77 72
												340	A	Purdue Fort Wayne	83 52
LAST 10 Division I															
144	A	Western Mich.	64 63	182	H	Northern Ill.	97 89								
182	A	Northern Ill.	62 70	114	A	Buffalo	69 58								
19	H	Central Mich.	67 62	162	A	Toledo	60 58								
162	H	Toledo	66 60	184	H	Akron	60 52								
176	A	Eastern Mich.	58 61	144	H	Western Mich.	68 65								

Non-Div I Games: Urbana 84 49

Ball St.

■ Loss,
 ■ Non-Conf, S Site,
 ■ Home
 ■ Away
 N Neutral

Average RPI Win:	118	WON-LOST	WINNING	LAST 10	STRENGTH OF	OPP. STRENGTH	TEAM	ADJ.	CONF.	ADJ CONF.
Average RPI Loss:	21	RECORD	PCT. RANK	GAMES	SCHEDULE	OF SCHEDULE	RPI	RPI	RPI	RPI
DIV. I ONLY	28- 2	4	9-1	51	5	5	5	3	3	
DIV. I NON-CONF.	11- 1	13	0	184	10	38	38	3	3	
TOTALS	RPI 1-25	RPI 26-50	W-L RECORDS	RPI 51-100	RPI 101-150	RPI 150+				
28- 2	4- 1	3- 1	OVERALL	10- 0	5- 0	6- 0				
17- 0	1- 0	2- 0	HOME	6- 0	2- 0	6- 0				
9- 1	2- 0	1- 1	AWAY	4- 0	2- 0	0- 0				
2- 1	1- 1	0- 0	NEUTRAL	0- 0	1- 0	0- 0				
11- 1	2- 1	0- 0	NON-CONFERENCE	2- 0	1- 0	6- 0				
8- 0	0- 0	0- 0	HOME	2- 0	0- 0	6- 0				
1- 0	1- 0	0- 0	AWAY	0- 0	0- 0	0- 0				
2- 1	1- 1	0- 0	NEUTRAL	0- 0	1- 0	0- 0				
17- 1	2- 0	3- 1	CONFERENCE	8- 0	4- 0	0- 0				
9- 0	1- 0	2- 0	HOME	4- 0	2- 0	0- 0				
8- 1	1- 0	1- 1	AWAY	4- 0	2- 0	0- 0				
0- 0	0- 0	0- 0	NEUTRAL	0- 0	0- 0	0- 0				

RPI 1-25				Team's RPI: 5				RPI 26-50				RPI 51-100				RPI 101+			
RPI	S	Opponent	Score					RPI	S	Opponent	Score					RPI	S	Opponent	Score
1	N	South Carolina	59	74				40	A	Iowa St.	56	57				65	H	Georgia	72 38
4	A	UConn	74	58				40	H	Iowa St.	83	62				68	H	South Fla.	58 46
14	N	Indiana	77	62				43	A	Texas	64	44				69	A	Oklahoma St.	69 42
20	A	TCU	66	57				43	H	Texas	69	53				69	H	Oklahoma St.	94 48
20	H	TCU	81	62												70	A	West Virginia	64 39
																70	H	West Virginia	91 51
																77	A	Kansas St.	54 40
																77	H	Kansas St.	83 58
																91	A	Oklahoma	77 56
																91	H	Oklahoma	101 69
LAST 10 Division I																			
								40	A	Iowa St.	56	57				134	A	Texas Tech	77 62
								43	H	Texas	69	53				69	A	Oklahoma St.	69 42
								77	H	Kansas St.	83	58				20	H	TCU	81 62
								70	A	West Virginia	64	39				77	A	Kansas St.	54 40
								91	H	Oklahoma	101	69				131	H	Kansas	97 44

Non-Div I Games:

Baylor

■ Loss,
■ Non-Conf, S Site,
■ Home
■ Away
N Neutral

Belmont

Through Games Of March 9, 2020

Average RPI Win:	219	WON-LOST	WINNING	LAST 10	STRENGTH OF	OPP. STRENGTH	TEAM	ADJ.	CONF.	ADJ CONF.
Average RPI Loss:	74	RECORD	PCT. RANK	GAMES	SCHEDULE	OF SCHEDULE	RPI	RPI	RPI	RPI
DIV. I ONLY	22- 9	54	9-1	110	182	55	55	20	20	
DIV. I NON-CONF.	5- 6	187	0	16	7	72	72	23	23	
TOTALS	RPI 1-25	RPI 26-50	W-L RECORDS	RPI 51-100	RPI 101-150	RPI 150+				
22- 9	0- 2	2- 4	OVERALL	1- 1	0- 0	19- 2				
13- 0	0- 0	2- 0	HOME	0- 0	0- 0	11- 0				
8- 6	0- 1	0- 3	AWAY	1- 0	0- 0	7- 2				
1- 3	0- 1	0- 1	NEUTRAL	0- 1	0- 0	1- 0				
5- 6	0- 2	2- 3	NON-CONFERENCE	0- 0	0- 0	3- 1				
4- 0	0- 0	2- 0	HOME	0- 0	0- 0	2- 0				
1- 4	0- 1	0- 2	AWAY	0- 0	0- 0	1- 1				
0- 2	0- 1	0- 1	NEUTRAL	0- 0	0- 0	0- 0				
17- 3	0- 0	0- 1	CONFERENCE	1- 1	0- 0	16- 1				
9- 0	0- 0	0- 0	HOME	0- 0	0- 0	9- 0				
7- 2	0- 0	0- 1	AWAY	1- 0	0- 0	6- 1				
1- 1	0- 0	0- 0	NEUTRAL	0- 1	0- 0	1- 0				

RPI S	Opponent	Score	RPI S	Opponent	Score	RPI S	Opponent	Score	RPI S	Opponent	Score
3 N	Maryland	26 90	28 A	Western Ky.	46 77	87 A	Southeast Mo. St.	57 45	162 A	Toledo	48 53
23 A	Marquette	51 53	29 A	Arkansas	60 91	87 N	Southeast Mo. St.	99 114	172 A	Austin Peay	53 52
			37 H	UCF	72 37				172 H	Austin Peay	69 46
			41 N	Virginia Tech	58 60				172 N	Austin Peay	76 73
			45 H	Middle Tenn.	68 57				186 H	Northern Ky.	62 45
			48 A	UT Martin	57 74				200 H	Eastern Ill.	69 45
									206 A	Tennessee Tech	59 47
									206 H	Tennessee Tech	68 52
									207 H	Chattanooga	63 50
									239 A	Murray St.	86 56
									239 H	Murray St.	70 53
									246 A	Lipscomb	69 68
									248 A	Jacksonville St.	41 60
									248 H	Jacksonville St.	61 49
									285 A	Morehead St.	63 56
									285 H	Morehead St.	71 62
									292 A	Eastern Ky.	85 46
									292 H	Eastern Ky.	68 48
									334 A	Tennessee St.	84 51
									334 H	Tennessee St.	70 58
									338 H	SIUE	69 48
LAST 10 Division I											
87 N	Southeast Mo. St.	99 114	285 A	Morehead St.	63 56						
172 N	Austin Peay	76 73	248 H	Jacksonville St.	61 49						
334 A	Tennessee St.	84 51	334 H	Tennessee St.	70 58						
206 H	Tennessee Tech	68 52	172 H	Austin Peay	69 46						
292 A	Eastern Ky.	85 46	239 H	Murray St.	70 53						

Non-Div I Games:

Belmont

Loss, Non-Conf, S Site, H Home A Away N Neutral

Bethune-Cookman

Through Games Of March 9, 2020

Average RPI Win:	270	WON-LOST	WINNING	LAST 10	STRENGTH OF	OPP. STRENGTH	TEAM	ADJ.	CONF.	ADJ CONF.
Average RPI Loss:	82	RECORD	PCT. RANK	GAMES	SCHEDULE	OF SCHEDULE	RPI	RPI	RPI	RPI
DIV. I ONLY	21- 5	24	10-0	323	302	112	112	29	29	
DIV. I NON-CONF.	6- 4	123	0	247	101	138	138	29	29	
TOTALS	RPI 1-25	RPI 26-50	W-L RECORDS	RPI 51-100	RPI 101-150	RPI 150+				
21- 5	0- 1	0- 1	OVERALL	0- 1	0- 1	21- 1				
9- 2	0- 1	0- 1	HOME	0- 0	0- 0	9- 0				
11- 3	0- 0	0- 0	AWAY	0- 1	0- 1	11- 1				
1- 0	0- 0	0- 0	NEUTRAL	0- 0	0- 0	1- 0				
6- 4	0- 1	0- 1	NON-CONFERENCE	0- 1	0- 1	6- 0				
1- 2	0- 1	0- 1	HOME	0- 0	0- 0	1- 0				
4- 2	0- 0	0- 0	AWAY	0- 1	0- 1	4- 0				
1- 0	0- 0	0- 0	NEUTRAL	0- 0	0- 0	1- 0				
15- 1	0- 0	0- 0	CONFERENCE	0- 0	0- 0	15- 1				
8- 0	0- 0	0- 0	HOME	0- 0	0- 0	8- 0				
7- 1	0- 0	0- 0	AWAY	0- 0	0- 0	7- 1				
0- 0	0- 0	0- 0	NEUTRAL	0- 0	0- 0	0- 0				

RPI 1-25				RPI 26-50				RPI 51-100				RPI 101+ Team's RPI: 112			
RPI	S	Opponent	Score	RPI	S	Opponent	Score	RPI	S	Opponent	Score	RPI	S	Opponent	Score
19	H	Central Mich.	67 92	44	H	Troy	62 68	73	A	Alabama	49 60	115	A	Auburn	56 74
												158	A	Norfolk St.	51 61
												158	H	Norfolk St.	68 62
												161	A	Jacksonville	53 52
												165	A	N.C. A&T	69 58
												165	H	N.C. A&T	70 50
												211	N	Appalachian St.	61 44
												224	A	Stetson	59 55
												232	H	Morgan St.	74 65
												262	A	Howard	75 59
												262	H	Howard	88 59
												277	A	Delaware St.	66 55
												289	H	Ga. Southern	75 57
												295	A	N.C. Central	70 55
												295	H	N.C. Central	73 52
												308	A	FIU	65 60
												318	A	UMES	62 53
												335	H	Coppin St.	82 51
												339	A	Florida A&M	78 57
												339	H	Florida A&M	66 64
												343	A	Charleston So.	81 41
												350	A	South Carolina St.	66 55
												350	H	South Carolina St.	86 70
LAST 10 Division I															
				339	H	Florida A&M	66 64					318	A	UMES	62 53
				295	A	N.C. Central	70 55					262	H	Howard	88 59
				158	H	Norfolk St.	68 62					165	H	N.C. A&T	70 50
				350	H	South Carolina St.	86 70					339	A	Florida A&M	78 57
				277	A	Delaware St.	66 55					350	A	South Carolina St.	66 55

Non-Div I Games: Edward Waters 79 46 Palm Beach Atl. 68 45

Bethune-Cookman

Loss, Non-Conf, S Site, H Home A Away N Neutral

Binghamton

Through Games Of March 9, 2020

Average RPI Win:	273	WON-LOST	WINNING	LAST 10	STRENGTH OF	OPP. STRENGTH	TEAM	ADJ.	CONF.	ADJ CONF.
Average RPI Loss:	167	RECORD	PCT. RANK	GAMES	SCHEDULE	OF SCHEDULE	RPI	RPI	RPI	RPI
DIV. I ONLY	21- 9	61	7-3	338	289	155	155	26	26	
DIV. I NON-CONF.	10- 2	29	0	331	286	130	130	27	27	
TOTALS	RPI 1-25	RPI 26-50	W-L RECORDS	RPI 51-100	RPI 101-150	RPI 150+				
21- 9	0- 0	0- 0	OVERALL	0- 3	0- 1	21- 5				
12- 2	0- 0	0- 0	HOME	0- 1	0- 0	12- 1				
8- 6	0- 0	0- 0	AWAY	0- 2	0- 1	8- 3				
1- 1	0- 0	0- 0	NEUTRAL	0- 0	0- 0	1- 1				
10- 2	0- 0	0- 0	NON-CONFERENCE	0- 0	0- 1	10- 1				
5- 0	0- 0	0- 0	HOME	0- 0	0- 0	5- 0				
4- 1	0- 0	0- 0	AWAY	0- 0	0- 1	4- 0				
1- 1	0- 0	0- 0	NEUTRAL	0- 0	0- 0	1- 1				
11- 7	0- 0	0- 0	CONFERENCE	0- 3	0- 0	11- 4				
7- 2	0- 0	0- 0	HOME	0- 1	0- 0	7- 1				
4- 5	0- 0	0- 0	AWAY	0- 2	0- 0	4- 3				
0- 0	0- 0	0- 0	NEUTRAL	0- 0	0- 0	0- 0				

RPI S	Opponent	Score	RPI S	Opponent	Score	RPI S	Opponent	Score	RPI S	Opponent	Score	Team's RPI: 155
						74	A Stony Brook	54 58	120	A Miami (FL)	56 79	
						74	A Stony Brook	42 57	159	A Maine	65 75	
						74	H Stony Brook	60 67	159	H Maine	73 63	
									168	H Lafayette	74 64	
									172	N Austin Peay	63 80	
									176	H Eastern Mich.	78 67	
									192	A Cornell	59 56	
									212	A UMass Lowell	62 58	
									212	H UMass Lowell	56 66	
									265	A New Hampshire	63 53	
									265	H New Hampshire	66 64	
									265	H New Hampshire	51 42	
									276	A Siena	89 62	
									277	A Delaware St.	75 66	
									292	H Niagara	74 55	
									297	A UMBC	61 43	
									297	H UMBC	66 58	
									298	H St. Bonaventure	78 67	
									302	A Fairleigh Dickinson	60 48	
									306	A Vermont	62 65	
									306	H Vermont	76 53	
									314	A Albany (NY)	53 56	
									314	H Albany (NY)	58 42	
									331	H NJIT	75 40	
									344	N Grambling	88 67	
									345	A Hartford	78 65	
LAST 10 Division I												
			74	A Stony Brook	42 57	212	A UMass Lowell	62 58				
			265	H New Hampshire	51 42	306	H Vermont	76 53				
			265	H New Hampshire	66 64	74	A Stony Brook	54 58				
			297	H UMBC	66 58	159	A Maine	65 75				
			345	A Hartford	78 65	314	H Albany (NY)	58 42				

Non-Div I Games: Bloomsburg 70 45

Binghamton

Loss, Non-Conf, S Site, H Home A Away N Neutral

RPI	S	Opponent	Score
345	H	Hartford	80 44

Binghamton

B
i
n
g
h
a
m
t
o
n

B
i
n
g
h
a
m
t
o
n

Average RPI Win:	215	WON-LOST	WINNING	LAST 10	STRENGTH OF	OPP. STRENGTH	TEAM	ADJ.	CONF.	ADJ CONF.
Average RPI Loss:	113	RECORD	PCT. RANK	GAMES	SCHEDULE	OF SCHEDULE	RPI	RPI	RPI	RPI
DIV. I ONLY	22- 9	54	9-1	135	156	80	80	17	17	
DIV. I NON-CONF.	6- 4	123	0	72	27	85	85	20	20	
TOTALS	RPI 1-25	RPI 26-50	W-L RECORDS	RPI 51-100	RPI 101-150	RPI 150+				
22- 9	0- 3	0- 0	OVERALL	2- 1	2- 2	18- 3				
11- 4	0- 1	0- 0	HOME	1- 1	1- 1	9- 1				
8- 5	0- 2	0- 0	AWAY	0- 0	1- 1	7- 2				
3- 0	0- 0	0- 0	NEUTRAL	1- 0	0- 0	2- 0				
6- 4	0- 3	0- 0	NON-CONFERENCE	1- 0	1- 1	4- 0				
4- 2	0- 1	0- 0	HOME	1- 0	0- 1	3- 0				
2- 2	0- 2	0- 0	AWAY	0- 0	1- 0	1- 0				
0- 0	0- 0	0- 0	NEUTRAL	0- 0	0- 0	0- 0				
16- 5	0- 0	0- 0	CONFERENCE	1- 1	1- 1	14- 3				
7- 2	0- 0	0- 0	HOME	0- 1	1- 0	6- 1				
6- 3	0- 0	0- 0	AWAY	0- 0	0- 1	6- 2				
3- 0	0- 0	0- 0	NEUTRAL	1- 0	0- 0	2- 0				

RPI 1-25			RPI 26-50			RPI 51-100			Team's RPI: 80	RPI 101+		
RPI	S	Opponent	Score	RPI	S	Opponent	Score	RPI	S	Opponent	Score	
7	A	Louisville	82 98					67	H	Fresno St.	80 85	
8	H	Missouri St.	69 72					67	N	Fresno St.	80 76	
20	A	TCU	65 77					93	H	BYU	66 55	
LAST 10 Division I												
		67	N	Fresno St.	80	76		145	H	San Jose St.	85	67
		163	N	Wyoming	79	71		243	A	San Diego St.	69	67
		270	N	Air Force	73	50		270	A	Air Force	74	69
		218	H	UNLV	81	52		280	H	Utah St.	56	58
		230	A	New Mexico	95	76		163	H	Wyoming	67	48
								280	H	Utah St.	56	58
								290	H	Utah Valley	77	69
								291	A	Colorado St.	72	69
								312	A	Eastern Wash.	63	61

Non-Div I Games: Lewis-Clark St. 88 34 Western Ore. 75 32

Boise St.

■ Loss,
 ■ Non-Conf, S Site,
 ■ Home
 ■ Away
 N Neutral

Average RPI Win:	164	WON-LOST	WINNING	LAST 10	STRENGTH OF	OPP. STRENGTH	TEAM	ADJ.	CONF.	ADJ CONF.
Average RPI Loss:	56	RECORD	PCT. RANK	GAMES	SCHEDULE	OF SCHEDULE	RPI	RPI	RPI	RPI
DIV. I ONLY	20- 12	99	8-2	72	56	61	61	5	5	
DIV. I NON-CONF.	7- 4	100	0	103	176	82	82	4	4	
TOTALS	RPI 1-25	RPI 26-50	W-L RECORDS	RPI 51-100	RPI 101-150	RPI 150+				
20- 12	0- 5	2- 2	OVERALL	3- 3	6- 1	9- 1				
10- 4	0- 2	0- 0	HOME	1- 2	4- 0	5- 0				
7- 6	0- 2	1- 2	AWAY	2- 0	2- 1	2- 1				
3- 2	0- 1	1- 0	NEUTRAL	0- 1	0- 0	2- 0				
7- 4	0- 1	0- 0	NON-CONFERENCE	1- 1	1- 1	5- 1				
5- 0	0- 0	0- 0	HOME	1- 0	0- 0	4- 0				
1- 3	0- 1	0- 0	AWAY	0- 0	1- 1	0- 1				
1- 1	0- 0	0- 0	NEUTRAL	0- 1	0- 0	1- 0				
13- 8	0- 4	2- 2	CONFERENCE	2- 2	5- 0	4- 0				
5- 4	0- 2	0- 0	HOME	0- 2	4- 0	1- 0				
6- 3	0- 1	1- 2	AWAY	2- 0	1- 0	2- 0				
2- 1	0- 1	1- 0	NEUTRAL	0- 0	0- 0	1- 0				

RPI 1-25				RPI 26-50				RPI 51-100 Team's RPI: 61				RPI 101+			
RPI	S	Opponent	Score	RPI	S	Opponent	Score	RPI	S	Opponent	Score	RPI	S	Opponent	Score
7	A	Louisville	48 68	26	A	Duke	73 85	60	N	Charlotte	68 84	117	H	Wake Forest	67 54
7	H	Louisville	70 81	26	N	Duke	84 77	76	H	Virginia	52 69	120	H	Miami (FL)	75 64
11	A	Northwestern	63 66	31	A	Florida St.	65 56	79	A	Georgia Tech	55 48	122	A	Holy Cross	71 80
16	H	NC State	54 72	41	A	Virginia Tech	49 70	89	H	VCU	87 52	123	A	Notre Dame	75 65
16	N	NC State	75 82					98	A	Syracuse	88 81	123	H	Notre Dame	56 55
								98	H	Syracuse	79 89	129	A	Boston U.	88 57
												150	H	North Carolina	93 75
												173	N	Tulane	89 76
												187	A	Providence	60 76
												209	H	Rhode Island	66 55
												212	H	UMass Lowell	89 46
												221	A	Clemson	70 68
												221	N	Clemson	85 73
												277	H	Delaware St.	109 69
												286	A	Pittsburgh	79 70
												286	H	Pittsburgh	70 59
												319	H	St. Francis Brooklyn	106 69
LAST 10 Division I															
		16	N	NC State			75	82			120	H	Miami (FL)		75 64
		26	N	Duke			84	77			286	H	Pittsburgh		70 59
		221	N	Clemson			85	73			150	H	North Carolina		93 75
		98	A	Syracuse			88	81			123	H	Notre Dame		56 55
		7	A	Louisville			48	68			221	A	Clemson		70 68

Non-Div I Games:

Boston College

■ Loss,
 ■ Non-Conf,
 ■ S Site,
 ■ Home
 ■ A Away
 N Neutral

Average RPI Win: 198	WON-LOST	WINNING	LAST 10	STRENGTH OF	OPP. STRENGTH	TEAM	ADJ.	CONF.	ADJ CONF.
Average RPI Loss: 136	RECORD	PCT. RANK	GAMES	SCHEDULE	OF SCHEDULE	RPI	RPI	RPI	RPI
DIV. I ONLY	18- 12	117	8-2	150	158	129	129	16	16
DIV. I NON-CONF.	5- 6	187	0	152	121	180	180	15	15
TOTALS	RPI 1-25	RPI 26-50	W-L RECORDS	RPI 51-100	RPI 101-150	RPI 150+			
18- 12	0- 0	1- 1	OVERALL	0- 2	5- 5	12- 4			
11- 5	0- 0	1- 0	HOME	0- 2	3- 3	7- 0			
7- 7	0- 0	0- 1	AWAY	0- 0	2- 2	5- 4			
0- 0	0- 0	0- 0	NEUTRAL	0- 0	0- 0	0- 0			
5- 6	0- 0	0- 0	NON-CONFERENCE	0- 2	1- 3	4- 1			
2- 4	0- 0	0- 0	HOME	0- 2	1- 2	1- 0			
3- 2	0- 0	0- 0	AWAY	0- 0	0- 1	3- 1			
0- 0	0- 0	0- 0	NEUTRAL	0- 0	0- 0	0- 0			
13- 6	0- 0	1- 1	CONFERENCE	0- 0	4- 2	8- 3			
9- 1	0- 0	1- 0	HOME	0- 0	2- 1	6- 0			
4- 5	0- 0	0- 1	AWAY	0- 0	2- 1	2- 3			
0- 0	0- 0	0- 0	NEUTRAL	0- 0	0- 0	0- 0			

RPI 1-25			RPI 26-50			RPI 51-100			RPI 101+ Team's RPI: 129		
RPI	S	Opponent	Score	RPI	S	Opponent	Score	RPI	S	Opponent	Score
				49	A	Bucknell	53 55	52	H	Marist	75 89
				49	H	Bucknell	52 48	61	H	Boston College	57 88
LAST 10 Division I											
203	H	American	46 44	168	H	Lafayette	47 40	107	A	Lehigh	34 51
268	H	Army West Point	62 56	320	H	Navy	71 56	107	H	Lehigh	48 47
49	A	Bucknell	53 55	125	A	Colgate	60 58	121	H	Harvard	39 66
107	H	Lehigh	48 47	122	A	Holy Cross	62 51	122	A	Holy Cross	62 51
203	A	American	54 55	49	H	Bucknell	52 48	122	H	Holy Cross	76 70
								124	A	California	62 73
								125	A	Colgate	60 58
								125	H	Colgate	61 70
								145	H	Northeastern	72 56
								149	H	Massachusetts	45 58
								157	A	UC Davis	68 75
								159	A	Maine	62 49
								164	H	Dartmouth	74 56
								168	A	Lafayette	57 59
								168	H	Lafayette	47 40
								203	A	American	54 55
								203	H	American	46 44
								203	H	American	59 44
								265	A	New Hampshire	78 64
								268	A	Army West Point	72 66
								268	H	Army West Point	62 56
								279	A	Loyola Maryland	41 39
								279	H	Loyola Maryland	44 42
								314	A	Albany (NY)	60 58
								320	A	Navy	41 46
								320	H	Navy	71 56

Non-Div I Games:

Boston U.

Bowling Green

Through Games Of March 9, 2020

Average RPI Win:	211	WON-LOST	WINNING	LAST 10	STRENGTH OF	OPP. STRENGTH	TEAM	ADJ.	CONF.	ADJ CONF.
Average RPI Loss:	134	RECORD	PCT. RANK	GAMES	SCHEDULE	OF SCHEDULE	RPI	RPI	RPI	RPI
DIV. I ONLY	8- 21	297	2-8	128	152	253	253	10	10	
DIV. I NON-CONF.	5- 5	164	0	193	259	152	152	10	10	
TOTALS	RPI 1-25	RPI 26-50	W-L RECORDS	RPI 51-100	RPI 101-150	RPI 150+				
8- 21	0- 1	0- 1	OVERALL	1- 4	1- 6	6- 9				
4- 7	0- 0	0- 0	HOME	1- 2	1- 1	2- 4				
3- 12	0- 1	0- 1	AWAY	0- 2	0- 4	3- 4				
1- 2	0- 0	0- 0	NEUTRAL	0- 0	0- 1	1- 1				
5- 5	0- 0	0- 1	NON-CONFERENCE	0- 0	0- 2	5- 2				
2- 0	0- 0	0- 0	HOME	0- 0	0- 0	2- 0				
2- 3	0- 0	0- 1	AWAY	0- 0	0- 1	2- 1				
1- 2	0- 0	0- 0	NEUTRAL	0- 0	0- 1	1- 1				
3- 16	0- 1	0- 0	CONFERENCE	1- 4	1- 4	1- 7				
2- 7	0- 0	0- 0	HOME	1- 2	1- 1	0- 4				
1- 9	0- 1	0- 0	AWAY	0- 2	0- 3	1- 3				
0- 0	0- 0	0- 0	NEUTRAL	0- 0	0- 0	0- 0				

RPI 1-25				RPI 26-50				RPI 51-100				RPI 101+ Team's RPI: 253			
RPI	S	Opponent	Score	RPI	S	Opponent	Score	RPI	S	Opponent	Score	RPI	S	Opponent	Score
19	A	Central Mich.	75 82	46	A	Purdue	74 81	57	H	Ball St.	80 86	111	N	Green Bay	54 73
								86	A	Ohio	69 79	114	A	Buffalo	59 65
								86	H	Ohio	82 68	114	H	Buffalo	56 62
								97	A	Kent St.	47 61	135	A	Valparaiso	90 95
								97	H	Kent St.	86 96	144	A	Western Mich.	55 69
												144	A	Western Mich.	67 84
												144	H	Western Mich.	72 63
												153	A	Loyola Chicago	76 84
												162	A	Toledo	72 79
												176	A	Eastern Mich.	61 78
												176	H	Eastern Mich.	58 70
												182	H	Northern Ill.	87 92
												184	A	Akron	61 70
												184	H	Akron	73 76
												191	H	Cleveland St.	89 62
												214	N	San Francisco	56 64
												217	A	Milwaukee	63 51
												226	A	Miami (OH)	82 69
												226	H	Miami (OH)	59 80
												251	A	Marshall	82 69
												284	N	California Baptist	98 60
												285	H	Morehead St.	79 65
LAST 10 Division I															
144	A	Western Mich.	67 84	114	H	Buffalo	56 62								
184	A	Akron	61 70	144	A	Western Mich.	55 69								
226	A	Miami (OH)	82 69	19	A	Central Mich.	75 82								
97	H	Kent St.	86 96	176	H	Eastern Mich.	58 70								
86	H	Ohio	82 68	182	H	Northern Ill.	87 92								

Non-Div I Games: Davis & Elkins 91 52 Notre Dame (OH) 88 54

Bowling Green

Loss, Non-Conf, S Site, H Home A Away N Neutral

Average RPI Win:	189	WON-LOST	WINNING	LAST 10	STRENGTH OF	OPP. STRENGTH	TEAM	ADJ.	CONF.	ADJ CONF.
Average RPI Loss:	50	RECORD	PCT. RANK	GAMES	SCHEDULE	OF SCHEDULE	RPI	RPI	RPI	RPI
DIV. I ONLY	21- 7	40	6-4	148	93	50	50	8	8	
DIV. I NON-CONF.	8- 2	51	0	285	161	96	96	7	7	
TOTALS	RPI 1-25	RPI 26-50	W-L RECORDS	RPI 51-100	RPI 101-150	RPI 150+				
21- 7	1- 3	0- 1	OVERALL	3- 2	4- 1	13- 0				
11- 1	1- 1	0- 0	HOME	2- 0	2- 0	6- 0				
7- 5	0- 2	0- 1	AWAY	1- 1	1- 1	5- 0				
3- 1	0- 0	0- 0	NEUTRAL	0- 1	1- 0	2- 0				
8- 2	0- 0	0- 1	NON-CONFERENCE	0- 1	1- 0	7- 0				
3- 0	0- 0	0- 0	HOME	0- 0	0- 0	3- 0				
2- 1	0- 0	0- 1	AWAY	0- 0	0- 0	2- 0				
3- 1	0- 0	0- 0	NEUTRAL	0- 1	1- 0	2- 0				
13- 5	1- 3	0- 0	CONFERENCE	3- 1	3- 1	6- 0				
8- 1	1- 1	0- 0	HOME	2- 0	2- 0	3- 0				
5- 4	0- 2	0- 0	AWAY	1- 1	1- 1	3- 0				
0- 0	0- 0	0- 0	NEUTRAL	0- 0	0- 0	0- 0				

RPI 1-25				RPI 26-50				Team's RPI: 50				RPI 51-100				RPI 101+			
RPI	S	Opponent	Score	RPI	S	Opponent	Score	RPI	S	Opponent	Score	RPI	S	Opponent	Score	RPI	S	Opponent	Score
8	A	Missouri St.	56 90	34	A	Michigan	57 77	66	A	UNI	57 64	110	A	Southern Ill.	50 64				
8	H	Missouri St.	66 69					66	H	UNI	61 47	110	H	Southern Ill.	61 57				
25	A	Drake	72 85					75	A	Illinois St.	66 62	127	N	Richmond	61 57				
25	H	Drake	77 76					75	H	Illinois St.	76 61	135	A	Valparaiso	75 61				
								100	N	Liberty	63 75	135	H	Valparaiso	90 69				
												153	A	Loyola Chicago	60 47				
												153	H	Loyola Chicago	71 50				
												156	H	Jackson St.	78 69				
												213	A	Western Ill.	84 49				
												226	H	Miami (OH)	79 68				
												250	N	George Mason	61 59				
												257	H	North Dakota St.	70 64				
												275	A	Indiana St.	68 59				
												275	H	Indiana St.	91 75				
												287	A	Oakland	74 58				
												312	N	Eastern Wash.	66 46				
												330	A	Evansville	71 53				
												330	H	Evansville	82 51				
LAST 10 Division I																			
330	A	Evansville	71 53	25	A	Drake	72 85												
275	A	Indiana St.	68 59	153	H	Loyola Chicago	71 50												
8	H	Missouri St.	66 69	135	H	Valparaiso	90 69												
110	H	Southern Ill.	61 57	75	A	Illinois St.	66 62												
66	A	UNI	57 64	110	A	Southern Ill.	50 64												

Non-Div I Games: Eureka 101 39

Bradley

Average RPI Win:	248	WON-LOST	WINNING	LAST 10	STRENGTH OF	OPP. STRENGTH	TEAM	ADJ.	CONF.	ADJ CONF.
Average RPI Loss:	126	RECORD	PCT. RANK	GAMES	SCHEDULE	OF SCHEDULE	RPI	RPI	RPI	RPI
DIV. I ONLY	8- 19	291	2-8	112	174	223	223	7	7	
DIV. I NON-CONF.	6- 7	182	0	269	339	222	222	8	8	
TOTALS	RPI 1-25	RPI 26-50	W-L RECORDS	RPI 51-100	RPI 101-150	RPI 150+				
8- 19	0- 2	0- 0	OVERALL	0- 5	0- 6	8- 6				
2- 9	0- 1	0- 0	HOME	0- 2	0- 3	2- 3				
6- 9	0- 1	0- 0	AWAY	0- 3	0- 3	6- 2				
0- 1	0- 0	0- 0	NEUTRAL	0- 0	0- 0	0- 1				
6- 7	0- 0	0- 0	NON-CONFERENCE	0- 1	0- 2	6- 4				
1- 3	0- 0	0- 0	HOME	0- 0	0- 1	1- 2				
5- 3	0- 0	0- 0	AWAY	0- 1	0- 1	5- 1				
0- 1	0- 0	0- 0	NEUTRAL	0- 0	0- 0	0- 1				
2- 12	0- 2	0- 0	CONFERENCE	0- 4	0- 4	2- 2				
1- 6	0- 1	0- 0	HOME	0- 2	0- 2	1- 1				
1- 6	0- 1	0- 0	AWAY	0- 2	0- 2	1- 1				
0- 0	0- 0	0- 0	NEUTRAL	0- 0	0- 0	0- 0				

RPI 1-25				RPI 26-50				RPI 51-100				RPI 101+ Team's RPI: 223			
RPI	S	Opponent	Score	RPI	S	Opponent	Score	RPI	S	Opponent	Score	RPI	S	Opponent	Score
9	A	Princeton	39 81					53	A	Yale	72 79	119	A	Columbia	60 74
9	H	Princeton	48 85					53	H	Yale	40 73	119	H	Columbia	66 76
								56	A	Penn	60 74	121	A	Harvard	53 68
								56	H	Penn	73 85	121	H	Harvard	59 63
								68	A	South Fla.	60 70	122	H	Holy Cross	71 83
												149	A	Massachusetts	42 95
												159	H	Maine	76 70
												164	A	Dartmouth	83 71
												164	H	Dartmouth	58 72
												177	H	Merrimack	57 72
												192	A	Cornell	63 74
												192	H	Cornell	77 73
												209	N	Rhode Island	44 89
												227	A	Fairfield	58 44
												265	A	New Hampshire	76 68
												271	A	Longwood	76 86
												308	A	FIU	72 57
												323	A	Bryant	56 50
												323	H	Bryant	44 45
												346	A	Central Conn. St.	83 73
LAST 10 Division I															
164	H	Dartmouth	58 72	119	H	Columbia	66 76								
121	H	Harvard	59 63	9	H	Princeton	48 85								
56	A	Penn	60 74	56	H	Penn	73 85								
9	A	Princeton	39 81	121	A	Harvard	53 68								
192	H	Cornell	77 73	164	A	Dartmouth	83 71								

Non-Div I Games:

Brown

■ Loss,
 ■ Non-Conf, S Site,
 ■ Home
 ■ Away
 N Neutral

Bryant

Through Games Of March 9, 2020

Average RPI Win:	294	WON-LOST	WINNING	LAST 10	STRENGTH OF	OPP. STRENGTH	TEAM	ADJ.	CONF.	ADJ CONF.
Average RPI Loss:	227	RECORD	PCT. RANK	GAMES	SCHEDULE	OF SCHEDULE	RPI	RPI	RPI	RPI
DIV. I ONLY	10- 20	272	5-5	349	326	323	323	30	30	
DIV. I NON-CONF.	2- 9	304	0	333	211	338	338	30	30	
TOTALS	RPI 1-25	RPI 26-50	W-L RECORDS	RPI 51-100	RPI 101-150	RPI 150+				
10- 20	0- 0	0- 0	OVERALL	0- 1	0- 2	10- 17				
5- 9	0- 0	0- 0	HOME	0- 0	0- 0	5- 9				
5- 11	0- 0	0- 0	AWAY	0- 1	0- 2	5- 8				
0- 0	0- 0	0- 0	NEUTRAL	0- 0	0- 0	0- 0				
2- 9	0- 0	0- 0	NON-CONFERENCE	0- 1	0- 1	2- 7				
1- 4	0- 0	0- 0	HOME	0- 0	0- 0	1- 4				
1- 5	0- 0	0- 0	AWAY	0- 1	0- 1	1- 3				
0- 0	0- 0	0- 0	NEUTRAL	0- 0	0- 0	0- 0				
8- 11	0- 0	0- 0	CONFERENCE	0- 0	0- 1	8- 10				
4- 5	0- 0	0- 0	HOME	0- 0	0- 0	4- 5				
4- 6	0- 0	0- 0	AWAY	0- 0	0- 1	4- 5				
0- 0	0- 0	0- 0	NEUTRAL	0- 0	0- 0	0- 0				

RPI S	Opponent	Score	RPI S	Opponent	Score	RPI S	Opponent	Score	RPI S	Opponent	Score	Team's RPI: 323
						92 A	Minnesota	56 101	115 A	Robert Morris	39 69	
									122 A	Holy Cross	75 87	
									154 A	Mt. St. Mary's	72 67	
									154 H	Mt. St. Mary's	70 76	
									177 A	Merrimack	66 78	
									177 H	Merrimack	53 61	
									187 H	Providence	32 76	
									204 A	Illinois	55 69	
									212 H	UMass Lowell	35 55	
									223 A	Brown	45 44	
									223 H	Brown	50 56	
									265 H	New Hampshire	56 68	
									268 A	Army West Point	75 81	
									278 A	Saint Francis (PA)	58 64	
									278 H	Saint Francis (PA)	60 63	
									283 A	Sacred Heart	48 52	
									283 H	Sacred Heart	49 60	
									301 A	Wagner	65 53	
									301 H	Wagner	45 58	
									302 A	Fairleigh Dickinson	43 57	
									302 A	Fairleigh Dickinson	57 45	
									302 H	Fairleigh Dickinson	55 47	
									306 A	Vermont	66 71	
									314 H	Albany (NY)	68 55	
									319 A	St. Francis Brooklyn	77 80	
									319 H	St. Francis Brooklyn	78 59	
LAST 10 Division I												
302 A	Fairleigh Dickinson	43 57	319 A	St. Francis Brooklyn	77 80							
301 A	Wagner	65 53	177 H	Merrimack	53 61							
283 H	Sacred Heart	49 60	346 A	Central Conn. St.	62 51							
302 H	Fairleigh Dickinson	55 47	319 H	St. Francis Brooklyn	78 59							
283 A	Sacred Heart	48 52	346 H	Central Conn. St.	59 47							

Non-Div I Games:

Bryant

Loss, Non-Conf, S Site, H Home A Away N Neutral

RPI	S	Opponent	Score	
333	H	LIU Brooklyn	57	53
346	A	Central Conn. St.	62	51
346	H	Central Conn. St.	59	47

B
r
y
a
n
t

B
r
y
a
n
t

Bryant

Bucknell

Through Games Of March 9, 2020

Average RPI Win: 199	WON-LOST	WINNING	LAST 10	STRENGTH OF	OPP. STRENGTH	TEAM	ADJ.	CONF.	ADJ CONF.
Average RPI Loss: 143	RECORD	PCT. RANK	GAMES	SCHEDULE	OF SCHEDULE	RPI	RPI	RPI	RPI
DIV. I ONLY	24- 6	25	9-1	182	163	49	49	16	16
DIV. I NON-CONF.	7- 4	100	0	155	173	98	98	15	15
TOTALS	RPI 1-25	RPI 26-50	W-L RECORDS	RPI 51-100	RPI 101-150	RPI 150+			
24- 6	0- 0	1- 0	OVERALL	1- 2	7- 2	15- 2			
13- 1	0- 0	1- 0	HOME	0- 0	4- 1	8- 0			
9- 5	0- 0	0- 0	AWAY	0- 2	3- 1	6- 2			
2- 0	0- 0	0- 0	NEUTRAL	1- 0	0- 0	1- 0			
7- 4	0- 0	1- 0	NON-CONFERENCE	1- 2	0- 1	5- 1			
3- 1	0- 0	1- 0	HOME	0- 0	0- 1	2- 0			
2- 3	0- 0	0- 0	AWAY	0- 2	0- 0	2- 1			
2- 0	0- 0	0- 0	NEUTRAL	1- 0	0- 0	1- 0			
17- 2	0- 0	0- 0	CONFERENCE	0- 0	7- 1	10- 1			
10- 0	0- 0	0- 0	HOME	0- 0	4- 0	6- 0			
7- 2	0- 0	0- 0	AWAY	0- 0	3- 1	4- 1			
0- 0	0- 0	0- 0	NEUTRAL	0- 0	0- 0	0- 0			

RPI 1-25			RPI 26-50			Team's RPI: 49			RPI 51-100			RPI 101+			
RPI	S	Opponent	Score	RPI	S	Opponent	Score	RPI	S	Opponent	Score	RPI	S	Opponent	Score
				38	H	Drexel	60 49					107	A	Lehigh	71 50
								59	N	Cincinnati	56 48	107	H	Lehigh	67 56
								74	A	Stony Brook	73 78	118	H	Temple	61 72
								76	A	Virginia	60 84	122	A	Holy Cross	51 40
												122	H	Holy Cross	63 45
												125	A	Colgate	76 65
												125	H	Colgate	66 43
												129	A	Boston U.	48 52
												129	H	Boston U.	55 53
												168	A	Lafayette	57 47
												168	H	Lafayette	50 36
												183	A	Quinnipiac	69 76
												203	A	American	60 57
												203	H	American	68 43
												250	A	George Mason	64 51
												262	N	Howard	70 60
												268	A	Army West Point	63 52
												268	H	Army West Point	77 46
												268	H	Army West Point	87 61
												278	A	Saint Francis (PA)	70 46
												279	A	Loyola Maryland	50 60
												279	H	Loyola Maryland	66 42
												294	H	Monmouth	71 37
												298	H	St. Bonaventure	68 60
												320	A	Navy	61 34
												320	H	Navy	75 65
LAST 10 Division I															
				268	H	Army West Point	87 61					122	H	Holy Cross	63 45
				168	A	Lafayette	57 47					203	A	American	60 57
				129	H	Boston U.	55 53					320	H	Navy	75 65
				125	A	Colgate	76 65					279	H	Loyola Maryland	66 42
				107	H	Lehigh	67 56					129	A	Boston U.	48 52

Non-Div I Games:

Bucknell

Loss, Non-Conf, S Site, H Home A Away N Neutral

Buffalo

Through Games Of March 9, 2020

Average RPI Win:	193	WON-LOST	WINNING	LAST 10	STRENGTH OF	OPP. STRENGTH	TEAM	ADJ.	CONF.	ADJ CONF.
Average RPI Loss:	109	RECORD	PCT. RANK	GAMES	SCHEDULE	OF SCHEDULE	RPI	RPI	RPI	RPI
DIV. I ONLY	19- 11	88	6-4	163	121	114	114	10	10	
DIV. I NON-CONF.	9- 2	37	0	198	162	53	53	10	10	
TOTALS	RPI 1-25	RPI 26-50	W-L RECORDS	RPI 51-100	RPI 101-150	RPI 150+				
19- 11	0- 2	2- 0	OVERALL	3- 3	1- 2	13- 4				
10- 5	0- 1	1- 0	HOME	1- 2	1- 0	7- 2				
7- 6	0- 1	0- 0	AWAY	2- 1	0- 2	5- 2				
2- 0	0- 0	1- 0	NEUTRAL	0- 0	0- 0	1- 0				
9- 2	0- 1	2- 0	NON-CONFERENCE	0- 0	1- 1	6- 0				
5- 0	0- 0	1- 0	HOME	0- 0	1- 0	3- 0				
2- 2	0- 1	0- 0	AWAY	0- 0	0- 1	2- 0				
2- 0	0- 0	1- 0	NEUTRAL	0- 0	0- 0	1- 0				
10- 9	0- 1	0- 0	CONFERENCE	3- 3	0- 1	7- 4				
5- 5	0- 1	0- 0	HOME	1- 2	0- 0	4- 2				
5- 4	0- 0	0- 0	AWAY	2- 1	0- 1	3- 2				
0- 0	0- 0	0- 0	NEUTRAL	0- 0	0- 0	0- 0				

RPI 1-25				RPI 26-50				RPI 51-100				RPI 101+ Team's RPI: 114			
RPI	S	Opponent	Score	RPI	S	Opponent	Score	RPI	S	Opponent	Score	RPI	S	Opponent	Score
6	A	Stanford	69 88	38	N	Drexel	63 59	57	A	Ball St.	65 69	119	H	Columbia	82 75
19	H	Central Mich.	93 98	39	H	Dayton	67 59	57	H	Ball St.	58 69	144	A	Western Mich.	62 74
								86	A	Ohio	63 62	145	A	San Jose St.	88 95
								86	H	Ohio	65 76	162	A	Toledo	59 71
								97	A	Kent St.	57 44	162	H	Toledo	62 78
								97	H	Kent St.	72 58	164	H	Dartmouth	73 49
												176	H	Eastern Mich.	66 63
												182	A	Northern Ill.	63 64
												184	A	Akron	76 61
												184	H	Akron	63 69
												203	N	American	73 55
												226	A	Miami (OH)	86 72
												226	H	Miami (OH)	88 72
												226	H	Miami (OH)	87 72
												253	A	Bowling Green	62 56
												253	H	Bowling Green	65 59
												292	A	Niagara	81 67
												298	A	St. Bonaventure	46 36
												337	H	Canisius	71 55
												346	H	Central Conn. St.	61 56
LAST 10 Division I															
				226	H	Miami (OH)	87 72	253	A	Bowling Green	62 56				
				97	H	Kent St.	72 58	184	H	Akron	63 69				
				184	A	Akron	76 61	57	H	Ball St.	58 69				
				86	A	Ohio	63 62	144	A	Western Mich.	62 74				
				226	H	Miami (OH)	88 72	162	H	Toledo	62 78				

Non-Div I Games:

Buffalo

■ Loss,
 ■ Non-Conf,
 ■ S Site,
 ■ H Home
 ■ A Away
 N Neutral

Average RPI Win:	185	WON-LOST	WINNING	LAST 10	STRENGTH OF	OPP. STRENGTH	TEAM	ADJ.	CONF.	ADJ CONF.
Average RPI Loss:	45	RECORD	PCT. RANK	GAMES	SCHEDULE	OF SCHEDULE	RPI	RPI	RPI	RPI
DIV. I ONLY	19- 11	88	5-5	124	72	99	99	6	6	
DIV. I NON-CONF.	8- 3	68	0	197	142	119	119	6	6	
TOTALS	RPI 1-25	RPI 26-50	W-L RECORDS	RPI 51-100	RPI 101-150	RPI 150+				
19- 11	1- 4	0- 0	OVERALL	6- 7	0- 0	12- 0				
13- 4	1- 2	0- 0	HOME	3- 2	0- 0	9- 0				
5- 5	0- 2	0- 0	AWAY	2- 3	0- 0	3- 0				
1- 2	0- 0	0- 0	NEUTRAL	1- 2	0- 0	0- 0				
8- 3	0- 1	0- 0	NON-CONFERENCE	2- 2	0- 0	6- 0				
7- 1	0- 1	0- 0	HOME	1- 0	0- 0	6- 0				
0- 1	0- 0	0- 0	AWAY	0- 1	0- 0	0- 0				
1- 1	0- 0	0- 0	NEUTRAL	1- 1	0- 0	0- 0				
11- 8	1- 3	0- 0	CONFERENCE	4- 5	0- 0	6- 0				
6- 3	1- 1	0- 0	HOME	2- 2	0- 0	3- 0				
5- 4	0- 2	0- 0	AWAY	2- 2	0- 0	3- 0				
0- 1	0- 0	0- 0	NEUTRAL	0- 1	0- 0	0- 0				

RPI 1-25				RPI 26-50				RPI 51-100 Team's RPI: 99				RPI 101+			
RPI	S	Opponent	Score	RPI	S	Opponent	Score	RPI	S	Opponent	Score	RPI	S	Opponent	Score
14	H	Indiana	53 64					51	A	Creighton	73 67	180	H	High Point	74 52
18	A	DePaul	60 89					51	H	Creighton	76 61	184	H	Akron	76 55
18	H	DePaul	65 80					57	A	Ball St.	70 74	187	A	Providence	50 47
23	A	Marquette	54 76					58	A	St. John's (NY)	80 85	187	H	Providence	51 42
23	H	Marquette	61 55					58	H	St. John's (NY)	42 67	260	A	Georgetown	47 46
								62	A	Seton Hall	53 66	260	H	Georgetown	60 42
								62	H	Seton Hall	62 67	269	A	Xavier	78 70
								62	N	Seton Hall	57 83	269	H	Xavier	63 61
								65	N	Georgia	36 69	292	H	Eastern Ky.	73 41
								71	H	IUPUI	64 61	301	H	Wagner	74 58
								83	A	Villanova	58 41	332	H	Detroit Mercy	82 60
								83	H	Villanova	63 61	340	H	Purdue Fort Wayne	85 58
								86	N	Ohio	60 55				
LAST 10 Division I															
				62	N	Seton Hall	57 83	23	A	Marquette	54 76				
				62	A	Seton Hall	53 66	18	A	DePaul	60 89				
				58	A	St. John's (NY)	80 85	83	H	Villanova	63 61				
				187	H	Providence	51 42	260	H	Georgetown	60 42				
				51	H	Creighton	76 61	269	H	Xavier	63 61				

Non-Div I Games:

Butler

■ Loss,
 ■ Non-Conf,
 ■ S Site,
 ■ H Home
 ■ A Away
 N Neutral

CSU Bakersfield

Through Games Of March 9, 2020

Average RPI Win:	253	WON-LOST	WINNING	LAST 10	STRENGTH OF	OPP. STRENGTH	TEAM	ADJ.	CONF.	ADJ CONF.
Average RPI Loss:	230	RECORD	PCT. RANK	GAMES	SCHEDULE	OF SCHEDULE	RPI	RPI	RPI	RPI
DIV. I ONLY	13- 13	173	4-6	293	324	240	240	31	31	
DIV. I NON-CONF.	5- 5	164	0	114	184	140	140	32	32	
TOTALS	RPI 1-25	RPI 26-50	W-L RECORDS	RPI 51-100	RPI 101-150	RPI 150+				
13- 13	0- 2	0- 0	OVERALL	0- 0	2- 1	11- 10				
9- 4	0- 0	0- 0	HOME	0- 0	2- 0	7- 4				
4- 9	0- 2	0- 0	AWAY	0- 0	0- 1	4- 6				
0- 0	0- 0	0- 0	NEUTRAL	0- 0	0- 0	0- 0				
5- 5	0- 2	0- 0	NON-CONFERENCE	0- 0	2- 1	3- 2				
5- 0	0- 0	0- 0	HOME	0- 0	2- 0	3- 0				
0- 5	0- 2	0- 0	AWAY	0- 0	0- 1	0- 2				
0- 0	0- 0	0- 0	NEUTRAL	0- 0	0- 0	0- 0				
8- 8	0- 0	0- 0	CONFERENCE	0- 0	0- 0	8- 8				
4- 4	0- 0	0- 0	HOME	0- 0	0- 0	4- 4				
4- 4	0- 0	0- 0	AWAY	0- 0	0- 0	4- 4				
0- 0	0- 0	0- 0	NEUTRAL	0- 0	0- 0	0- 0				

RPI 1-25				RPI 26-50				RPI 51-100				RPI 101+ Team's RPI: 240			
RPI	S	Opponent	Score	RPI	S	Opponent	Score	RPI	S	Opponent	Score	RPI	S	Opponent	Score
12	A	Gonzaga	48 92									136	H	Pacific	80 70
21	A	Oregon St.	50 69									141	A	Washington	49 80
												145	H	San Jose St.	75 71
												166	A	Wright St.	60 65
												199	A	UMKC	43 58
												199	H	UMKC	70 60
												235	H	North Texas	61 52
												245	H	UC Santa Barbara	66 62
												247	A	Grand Canyon	59 54
												247	H	Grand Canyon	49 41
												284	A	California Baptist	66 61
												284	H	California Baptist	53 55
												290	A	Utah Valley	55 53
												290	H	Utah Valley	56 63
												295	H	N.C. Central	80 71
												300	A	UTRGV	65 74
												300	H	UTRGV	52 66
												305	A	Seattle U	57 63
												305	H	Seattle U	55 43
												311	A	UC Riverside	52 53
												313	A	New Mexico St.	62 67
												313	H	New Mexico St.	60 59
												349	A	Chicago St.	58 51
												349	H	Chicago St.	58 60
LAST 10 Division I															
247	H	Grand Canyon	49 41	199	A	UMKC	43 58								
313	A	New Mexico St.	62 67	349	A	Chicago St.	58 51								
300	A	UTRGV	65 74	284	H	California Baptist	53 55								
305	H	Seattle U	55 43	300	H	UTRGV	52 66								
290	H	Utah Valley	56 63	313	H	New Mexico St.	60 59								

Non-Div I Games: Westcliff 100 44 Fresno Pacific 95 64 Cal St. Dom. Hills 83 74

CSU Bakersfield

Loss, Non-Conf, S Site, H Home A Away N Neutral

[illegible]

Non-Div I Games:	Hope Int'l	77	54
------------------	------------	----	----

Average RPI Win:	285	WON-LOST	WINNING	LAST 10	STRENGTH OF	OPP. STRENGTH	TEAM	ADJ.	CONF.	ADJ CONF.
Average RPI Loss:	196	RECORD	PCT. RANK	GAMES	SCHEDULE	OF SCHEDULE	RPI	RPI	RPI	RPI
DIV. I ONLY	8- 18	286	5-5	275	288	309	309	28	28	
DIV. I NON-CONF.	2- 8	295	0	208	219	311	311	26	26	
TOTALS	RPI 1-25	RPI 26-50	W-L RECORDS	RPI 51-100	RPI 101-150	RPI 150+				
8- 18	0- 0	0- 2	OVERALL	0- 1	0- 0	8- 15				
6- 7	0- 0	0- 1	HOME	0- 1	0- 0	6- 5				
2- 11	0- 0	0- 1	AWAY	0- 0	0- 0	2- 10				
0- 0	0- 0	0- 0	NEUTRAL	0- 0	0- 0	0- 0				
2- 8	0- 0	0- 2	NON-CONFERENCE	0- 1	0- 0	2- 5				
2- 3	0- 0	0- 1	HOME	0- 1	0- 0	2- 1				
0- 5	0- 0	0- 1	AWAY	0- 0	0- 0	0- 4				
0- 0	0- 0	0- 0	NEUTRAL	0- 0	0- 0	0- 0				
6- 10	0- 0	0- 0	CONFERENCE	0- 0	0- 0	6- 10				
4- 4	0- 0	0- 0	HOME	0- 0	0- 0	4- 4				
2- 6	0- 0	0- 0	AWAY	0- 0	0- 0	2- 6				
0- 0	0- 0	0- 0	NEUTRAL	0- 0	0- 0	0- 0				

RPI 1-25			RPI 26-50			RPI 51-100			RPI 101+ Team's RPI: 309		
RPI	S	Opponent	Score	RPI	S	Opponent	Score	RPI	S	Opponent	Score
				33	H	Old Dominion	55 61	67	H	Fresno St.	52 79
				42	A	Arizona St.	41 66				
								157	A	UC Davis	58 71
								157	H	UC Davis	36 42
								181	A	Pepperdine	53 63
								202	A	Saint Mary's (CA)	67 84
								210	A	Hawaii	58 75
								210	H	Hawaii	46 59
								229	A	Cal St. Fullerton	64 65
								229	H	Cal St. Fullerton	60 67
								233	A	Nevada	40 71
								241	A	Denver	66 96
								245	A	UC Santa Barbara	50 52
								245	H	UC Santa Barbara	56 52
								256	A	UC Irvine	51 54
								256	H	UC Irvine	57 68
								266	H	Lamar University	57 56
								274	A	Long Beach St.	69 72
								274	H	Long Beach St.	61 41
								281	A	CSUN	52 41
								281	H	CSUN	53 43
								305	H	Seattle U	49 72
								307	H	Sacramento St.	62 43
								311	A	UC Riverside	62 52
								311	H	UC Riverside	75 70
LAST 10 Division I											
				210	A	Hawaii	58 75	229	H	Cal St. Fullerton	60 67
				281	H	CSUN	53 43	157	A	UC Davis	58 71
				245	H	UC Santa Barbara	56 52	274	H	Long Beach St.	61 41
				256	A	UC Irvine	51 54	210	H	Hawaii	46 59
				311	A	UC Riverside	62 52	281	A	CSUN	52 41

Non-Div I Games: Holy Names 100 35

Cal Poly

■ Loss,
 ■ Non-Conf,
 ■ S Site,
 ■ H Home
 ■ A Away
 N Neutral

[illegible]

Non-Div I Games:

RPI	S	Opponent	Score	
309	H	Cal Poly	65	64
311	A	UC Riverside	68	45
311	H	UC Riverside	71	61

Cal St. Fullerton

t
o
n

C
a
l
S
t
.
F
u
l
l
e
r
t
o
n

C
a
l
S
t
.
F
u
l
l
e
r
t
o
n

California

Through Games Of March 9, 2020

Average RPI Win:	170	WON-LOST	WINNING	LAST 10	STRENGTH OF	OPP. STRENGTH	TEAM	ADJ.	CONF.	ADJ CONF.
Average RPI Loss:	54	RECORD	PCT. RANK	GAMES	SCHEDULE	OF SCHEDULE	RPI	RPI	RPI	RPI
DIV. I ONLY	12- 19	241	3-7	21	21	124	124	1	1	
DIV. I NON-CONF.	8- 3	68	0	85	178	62	62	1	1	
TOTALS	RPI 1-25	RPI 26-50	W-L RECORDS	RPI 51-100	RPI 101-150	RPI 150+				
12- 19	0- 9	3- 2	OVERALL	0- 3	3- 5	6- 0				
7- 10	0- 5	1- 0	HOME	0- 2	1- 3	5- 0				
4- 8	0- 4	1- 1	AWAY	0- 1	2- 2	1- 0				
1- 1	0- 0	1- 1	NEUTRAL	0- 0	0- 0	0- 0				
8- 3	0- 2	1- 0	NON-CONFERENCE	0- 0	1- 1	6- 0				
7- 1	0- 1	1- 0	HOME	0- 0	1- 0	5- 0				
1- 2	0- 1	0- 0	AWAY	0- 0	0- 1	1- 0				
0- 0	0- 0	0- 0	NEUTRAL	0- 0	0- 0	0- 0				
4- 16	0- 7	2- 2	CONFERENCE	0- 3	2- 4	0- 0				
0- 9	0- 4	0- 0	HOME	0- 2	0- 3	0- 0				
3- 6	0- 3	1- 1	AWAY	0- 1	2- 1	0- 0				
1- 1	0- 0	1- 1	NEUTRAL	0- 0	0- 0	0- 0				

RPI S Opponent Score	RPI S Opponent Score	RPI S Opponent Score	RPI S Opponent Score
2 A Oregon 55 105	27 A Arizona 55 54	81 H Southern California 67 75	106 A Utah 88 74
2 H Oregon 61 93	27 N Arizona 73 86	94 A Colorado 57 64	106 H Utah 62 71
4 A UConn 61 72	29 H Arkansas 84 80	94 H Colorado 50 62	113 A Washington St. 66 92
6 A Stanford 40 73	42 A Arizona St. 54 77		113 H Washington St. 75 96
6 H Stanford 65 79	42 N Arizona St. 71 67		121 A Harvard 53 56
13 H UCLA 70 74			129 H Boston U. 73 62
21 A Oregon St. 44 81			141 A Washington 81 74
21 H Oregon St. 63 76			141 H Washington 64 67
24 H Kentucky 61 63			190 H Santa Clara 69 65
			243 A San Diego St. 74 48
			247 H Grand Canyon 72 53
			274 H Long Beach St. 68 45
			295 H N.C. Central 90 69
			311 H UC Riverside 84 61
LAST 10 Division I			
27 N Arizona 73 86	2 H Oregon 61 93		
42 N Arizona St. 71 67	106 A Utah 88 74		
27 A Arizona 55 54	94 A Colorado 57 64		
42 A Arizona St. 54 77	13 H UCLA 70 74		
21 H Oregon St. 63 76	81 H Southern California 67 75		

Non-Div I Games:

California

Loss, Non-Conf, S Site, H Home A Away N Neutral

Average RPI Win:	272	WON-LOST	WINNING	LAST 10	STRENGTH OF	OPP. STRENGTH	TEAM	ADJ.	CONF.	ADJ CONF.
Average RPI Loss:	240	RECORD	PCT. RANK	GAMES	SCHEDULE	OF SCHEDULE	RPI	RPI	RPI	RPI
DIV. I ONLY	13- 15	194	6-4	331	339	284	284	31	31	
DIV. I NON-CONF.	6- 6	164	0	226	316	232	232	32	32	
TOTALS	RPI 1-25	RPI 26-50	W-L RECORDS	RPI 51-100	RPI 101-150	RPI 150+				
13- 15	0- 1	0- 0	OVERALL	0- 0	0- 0	13- 14				
9- 5	0- 0	0- 0	HOME	0- 0	0- 0	9- 5				
4- 7	0- 0	0- 0	AWAY	0- 0	0- 0	4- 7				
0- 3	0- 1	0- 0	NEUTRAL	0- 0	0- 0	0- 2				
6- 6	0- 1	0- 0	NON-CONFERENCE	0- 0	0- 0	6- 5				
5- 1	0- 0	0- 0	HOME	0- 0	0- 0	5- 1				
1- 2	0- 0	0- 0	AWAY	0- 0	0- 0	1- 2				
0- 3	0- 1	0- 0	NEUTRAL	0- 0	0- 0	0- 2				
7- 9	0- 0	0- 0	CONFERENCE	0- 0	0- 0	7- 9				
4- 4	0- 0	0- 0	HOME	0- 0	0- 0	4- 4				
3- 5	0- 0	0- 0	AWAY	0- 0	0- 0	3- 5				
0- 0	0- 0	0- 0	NEUTRAL	0- 0	0- 0	0- 0				

RPI 1-25			RPI 26-50			RPI 51-100			RPI 101+ Team's RPI: 284		
RPI	S	Opponent	Score	RPI	S	RPI	S	Opponent	Score		
6	N	Stanford	78 83					174	H	Northern Ariz.	98 79
								178	A	Idaho St.	74 68
								199	A	UMKC	65 75
								199	H	UMKC	81 83
								215	N	Houston	75 96
								229	A	Cal St. Fullerton	93 97
								234	H	Alabama A&M	60 55
								240	A	CSU Bakersfield	55 53
								240	H	CSU Bakersfield	61 66
								243	H	San Diego St.	68 80
								245	H	UC Santa Barbara	85 81
								247	A	Grand Canyon	66 72
								247	H	Grand Canyon	58 62
								253	N	Bowling Green	60 98
								274	H	Long Beach St.	79 70
								281	H	CSUN	64 56
								290	A	Utah Valley	57 74
								290	H	Utah Valley	80 67
								300	A	UTRGV	68 87
								300	H	UTRGV	73 70
								305	A	Seattle U	90 79
								305	H	Seattle U	49 83
								311	A	UC Riverside	64 80
								313	A	New Mexico St.	56 57
								313	H	New Mexico St.	82 70
								349	A	Chicago St.	80 65
LAST 10 Division I											
300	H	UTRGV	73 70	199	H	UMKC	81 83				
313	H	New Mexico St.	82 70	247	A	Grand Canyon	66 72				
305	A	Seattle U	90 79	240	A	CSU Bakersfield	55 53				
290	A	Utah Valley	57 74	305	H	Seattle U	49 83				
349	H	Chicago St.	103 68	290	H	Utah Valley	80 67				

Non-Div I Games: Ottawa (AZ) 103 75 Westcliff 108 43 LIFE Pacific 93 48

California Baptist

Loss, Non-Conf, S Site, H Home A Away N Neutral

RPI	S	Opponent	Score
349	H	Chicago St.	103 68

California Baptist
t
i
s
t

C
a
l
i
f
o
r
n
i
a
B
a
p
t
i
s
t

C
a
l
i
f
o
r
n
i
a
B
a
p
t
i
s
t

Average RPI Win:	255	WON-LOST	WINNING	LAST 10	STRENGTH OF	OPP. STRENGTH	TEAM	ADJ.	CONF.	ADJ CONF.
Average RPI Loss:	187	RECORD	PCT. RANK	GAMES	SCHEDULE	OF SCHEDULE	RPI	RPI	RPI	RPI
DIV. I ONLY	19- 8	58	7-3	292	322	132	132	25	25	
DIV. I NON-CONF.	3- 4	201	0	292	290	230	230	28	28	
TOTALS	RPI 1-25	RPI 26-50	W-L RECORDS	RPI 51-100	RPI 101-150	RPI 150+				
19- 8	0- 0	0- 1	OVERALL	0- 0	2- 2	17- 5				
10- 2	0- 0	0- 0	HOME	0- 0	1- 1	9- 1				
9- 6	0- 0	0- 1	AWAY	0- 0	1- 1	8- 4				
0- 0	0- 0	0- 0	NEUTRAL	0- 0	0- 0	0- 0				
3- 4	0- 0	0- 1	NON-CONFERENCE	0- 0	1- 1	2- 2				
2- 0	0- 0	0- 0	HOME	0- 0	1- 0	1- 0				
1- 4	0- 0	0- 1	AWAY	0- 0	0- 1	1- 2				
0- 0	0- 0	0- 0	NEUTRAL	0- 0	0- 0	0- 0				
16- 4	0- 0	0- 0	CONFERENCE	0- 0	1- 1	15- 3				
8- 2	0- 0	0- 0	HOME	0- 0	0- 1	8- 1				
8- 2	0- 0	0- 0	AWAY	0- 0	1- 0	7- 2				
0- 0	0- 0	0- 0	NEUTRAL	0- 0	0- 0	0- 0				

RPI 1-25			RPI 26-50			RPI 51-100			RPI 101+ Team's RPI: 132		
RPI	S	Opponent	Score	RPI	S	Opponent	Score	RPI	S	Opponent	Score
				33	A	Old Dominion	44 59				
								117	A	Wake Forest	46 74
								138	A	Hampton	68 31
								138	H	Hampton	40 49
								142	H	UNC Greensboro	72 64
								160	A	Gardner-Webb	69 77
								160	H	Gardner-Webb	48 44
								169	A	Radford	43 32
								169	H	Radford	42 48
								180	A	High Point	68 66
								180	H	High Point	73 36
								222	H	Kennesaw St.	63 51
								258	A	UNC Asheville	52 60
								258	H	UNC Asheville	59 52
								271	A	Longwood	70 55
								271	H	Longwood	81 76
								282	A	Winthrop	61 58
								282	H	Winthrop	63 47
								295	A	N.C. Central	64 67
								303	A	Presbyterian	53 47
								303	H	Presbyterian	56 42
								326	A	USC Upstate	80 72
								326	H	USC Upstate	50 38
								328	A	Hofstra	55 58
								342	A	Western Caro.	61 40
								343	A	Charleston So.	43 42
								343	H	Charleston So.	61 36
LAST 10 Division I											
				160	A	Gardner-Webb	69 77				
				138	H	Hampton	40 49				
				303	H	Presbyterian	56 42				
				343	A	Charleston So.	43 42				
				271	H	Longwood	81 76				
				282	A	Winthrop	61 58				
				169	H	Radford	42 48				
				180	A	High Point	68 66				
				258	H	UNC Asheville	59 52				
				326	A	USC Upstate	80 72				

Non-Div I Games: St. Andrews 122 56 Bluefield Col. 65 41

Campbell

■ Loss,
 ■ Non-Conf, S Site,
 ■ Home
 ■ Away
 N Neutral

Average RPI Win: 281	WON-LOST	WINNING	LAST 10	STRENGTH OF	OPP. STRENGTH	TEAM	ADJ.	CONF.	ADJ CONF.
Average RPI Loss: 207	RECORD	PCT. RANK	GAMES	SCHEDULE	OF SCHEDULE	RPI	RPI	RPI	RPI
DIV. I ONLY	5- 24	324	3-7	296	266	337	337	24	24
DIV. I NON-CONF.	1- 8	322	0	320	252	344	344	25	25
TOTALS	RPI 1-25	RPI 26-50	W-L RECORDS	RPI 51-100	RPI 101-150	RPI 150+			
5- 24	0- 0	0- 0	OVERALL	0- 4	0- 2	5- 18			
4- 9	0- 0	0- 0	HOME	0- 2	0- 1	4- 6			
1- 14	0- 0	0- 0	AWAY	0- 2	0- 1	1- 11			
0- 1	0- 0	0- 0	NEUTRAL	0- 0	0- 0	0- 1			
1- 8	0- 0	0- 0	NON-CONFERENCE	0- 0	0- 2	1- 6			
1- 2	0- 0	0- 0	HOME	0- 0	0- 1	1- 1			
0- 5	0- 0	0- 0	AWAY	0- 0	0- 1	0- 4			
0- 1	0- 0	0- 0	NEUTRAL	0- 0	0- 0	0- 1			
4- 16	0- 0	0- 0	CONFERENCE	0- 4	0- 0	4- 12			
3- 7	0- 0	0- 0	HOME	0- 2	0- 0	3- 5			
1- 9	0- 0	0- 0	AWAY	0- 2	0- 0	1- 7			
0- 0	0- 0	0- 0	NEUTRAL	0- 0	0- 0	0- 0			

RPI S	Opponent	Score	RPI S	Opponent	Score	RPI S	Opponent	Score	RPI S	Opponent	Score	Team's RPI: 337
						52	A Marist	72 86	114	A Buffalo	55 71	
						52	H Marist	59 90	125	H Colgate	69 90	
						95	A Rider	48 87	162	A Toledo	65 83	
						95	H Rider	57 70	183	A Quinnipiac	71 74	
									183	H Quinnipiac	57 63	
									188	A Manhattan	50 68	
									188	H Manhattan	56 63	
									211	N Appalachian St.	57 74	
									224	A Stetson	52 68	
									227	A Fairfield	70 72	
									227	H Fairfield	70 63	
									254	A Iona	72 78	
									254	H Iona	57 60	
									263	A Youngstown St.	59 87	
									276	A Siena	43 72	
									276	H Siena	63 68	
									292	A Niagara	62 81	
									292	H Niagara	78 56	
									294	A Monmouth	71 62	
									294	H Monmouth	54 53	
									298	H St. Bonaventure	84 82	
									306	A Vermont	53 76	
									314	H Albany (NY)	53 70	
									317	A Saint Peter's	58 67	
									317	H Saint Peter's	68 86	
LAST 10 Division I												
			183	H Quinnipiac	57 63		188	H Manhattan	56 63			
			95	A Rider	48 87		317	A Saint Peter's	58 67			
			254	A Iona	72 78		52	A Marist	72 86			
			292	H Niagara	78 56		227	H Fairfield	70 63			
			294	H Monmouth	54 53		254	H Iona	57 60			

Non-Div I Games:

Canisius

Central Ark.

Through Games Of March 9, 2020

Average RPI Win:	288	WON-LOST	WINNING	LAST 10	STRENGTH OF	OPP. STRENGTH	TEAM	ADJ.	CONF.	ADJ CONF.
Average RPI Loss:	138	RECORD	PCT. RANK	GAMES	SCHEDULE	OF SCHEDULE	RPI	RPI	RPI	RPI
DIV. I ONLY	10- 16	246	5-5	191	284	237	237	23	23	
DIV. I NON-CONF.	1- 5	313	0	55	157	244	244	24	24	
TOTALS	RPI 1-25	RPI 26-50	W-L RECORDS	RPI 51-100	RPI 101-150	RPI 150+				
10- 16	0- 1	0- 0	OVERALL	0- 6	0- 2	10- 7				
6- 5	0- 0	0- 0	HOME	0- 2	0- 1	6- 2				
4- 11	0- 1	0- 0	AWAY	0- 4	0- 1	4- 5				
0- 0	0- 0	0- 0	NEUTRAL	0- 0	0- 0	0- 0				
1- 5	0- 1	0- 0	NON-CONFERENCE	0- 1	0- 0	1- 3				
1- 0	0- 0	0- 0	HOME	0- 0	0- 0	1- 0				
0- 5	0- 1	0- 0	AWAY	0- 1	0- 0	0- 3				
0- 0	0- 0	0- 0	NEUTRAL	0- 0	0- 0	0- 0				
9- 11	0- 0	0- 0	CONFERENCE	0- 5	0- 2	9- 4				
5- 5	0- 0	0- 0	HOME	0- 2	0- 1	5- 2				
4- 6	0- 0	0- 0	AWAY	0- 3	0- 1	4- 2				
0- 0	0- 0	0- 0	NEUTRAL	0- 0	0- 0	0- 0				

RPI 1-25				RPI 26-50				RPI 51-100				RPI 101+ Team's RPI: 237			
RPI	S	Opponent	Score	RPI	S	Opponent	Score	RPI	S	Opponent	Score	RPI	S	Opponent	Score
22	A	Texas A&M	46 76					64	A	Tennessee	36 63	147	A	Sam Houston St.	58 73
								78	A	A&M-Corpus Christi	47 67	147	H	Sam Houston St.	54 72
								82	A	SFA	41 102	156	H	Jackson St.	57 54
								82	H	SFA	37 58	170	A	New Orleans	73 85
								84	A	Abilene Christian	71 93	170	H	New Orleans	37 49
								84	H	Abilene Christian	64 74	173	A	Tulane	38 65
												186	A	Northern Ky.	56 72
												208	A	Little Rock	48 63
												252	A	Southeastern La.	42 63
												252	H	Southeastern La.	54 47
												255	A	Nicholls St.	53 46
												255	H	Nicholls St.	58 67
												266	H	Lamar University	53 29
												267	A	Incarinate Word	47 37
												315	H	Houston Baptist	63 39
												336	A	Northwestern St.	51 44
												336	H	Northwestern St.	80 62
												347	A	McNeese	70 57
												347	H	McNeese	70 49
LAST 10 Division I															
336	H	Northwestern St.	80 62	147	A	Sam Houston St.	58 73								
252	H	Southeastern La.	54 47	170	A	New Orleans	73 85								
84	A	Abilene Christian	71 93	347	H	McNeese	70 49								
255	H	Nicholls St.	58 67	266	H	Lamar University	53 29								
82	H	SFA	37 58	336	A	Northwestern St.	51 44								

Non-Div I Games: Hendrix 104 28 Central Baptist 66 43 Crowley's Ridge 82 26

Central Ark.

Loss, Non-Conf, S Site, H Home A Away N Neutral

RPI	S	Opponent	Score
333	H	LIU Brooklyn	71 57
345	A	Hartford	61 54

Central Conn. St.

Central Mich.

Through Games Of March 9, 2020

Average RPI Win:	150	WON-LOST	WINNING	LAST 10	STRENGTH OF	OPP. STRENGTH	TEAM	ADJ.	CONF.	ADJ CONF.
Average RPI Loss:	67	RECORD	PCT. RANK	GAMES	SCHEDULE	OF SCHEDULE	RPI	RPI	RPI	RPI
DIV. I ONLY	23- 6	28	8-2	35	109	19	19	10	10	
DIV. I NON-CONF.	7- 4	100	0	7	76	19	19	10	10	
TOTALS	RPI 1-25	RPI 26-50	W-L RECORDS	RPI 51-100	RPI 101-150	RPI 150+				
23- 6	0- 1	1- 2	OVERALL	6- 1	5- 1	11- 1				
13- 1	0- 0	1- 0	HOME	4- 0	2- 1	6- 0				
10- 5	0- 1	0- 2	AWAY	2- 1	3- 0	5- 1				
0- 0	0- 0	0- 0	NEUTRAL	0- 0	0- 0	0- 0				
7- 4	0- 1	1- 2	NON-CONFERENCE	2- 0	2- 1	2- 0				
4- 1	0- 0	1- 0	HOME	1- 0	1- 1	1- 0				
3- 3	0- 1	0- 2	AWAY	1- 0	1- 0	1- 0				
0- 0	0- 0	0- 0	NEUTRAL	0- 0	0- 0	0- 0				
16- 2	0- 0	0- 0	CONFERENCE	4- 1	3- 0	9- 1				
9- 0	0- 0	0- 0	HOME	3- 0	1- 0	5- 0				
7- 2	0- 0	0- 0	AWAY	1- 1	2- 0	4- 1				
0- 0	0- 0	0- 0	NEUTRAL	0- 0	0- 0	0- 0				

RPI 1-25				RPI 26-50				RPI 51-100				RPI 101+			
RPI	S	Opponent	Score	RPI	S	Opponent	Score	RPI	S	Opponent	Score	RPI	S	Opponent	Score
7	A	Louisville	63 76	28	A	Western Ky.	58 93	52	H	Marist	77 54	111	H	Green Bay	105 111
				37	A	UCF	58 64	57	A	Ball St.	62 67	112	A	Bethune-Cookman	92 67
				39	H	Dayton	81 80	57	H	Ball St.	66 39	114	A	Buffalo	98 93
								72	A	South Dakota St.	79 74	144	A	Western Mich.	80 70
								86	A	Ohio	73 71	144	H	Western Mich.	76 60
								86	H	Ohio	92 90	145	H	Northeastern	79 63
								97	H	Kent St.	71 58	162	A	Toledo	67 76
												162	H	Toledo	73 66
												176	A	Eastern Mich.	89 82
												176	H	Eastern Mich.	76 69
												182	A	Northern Ill.	70 66
												182	H	Northern Ill.	66 60
												184	A	Akron	77 72
												226	A	Miami (OH)	99 87
												226	H	Miami (OH)	76 70
												253	H	Bowling Green	82 75
												254	H	Iona	70 50
												287	A	Oakland	65 47
LAST 10 Division I															
176	H	Eastern Mich.	76 69	97	H	Kent St.	71 58								
162	A	Toledo	67 76	253	H	Bowling Green	82 75								
57	A	Ball St.	62 67	226	A	Miami (OH)	99 87								
144	H	Western Mich.	76 60	182	H	Northern Ill.	66 60								
182	A	Northern Ill.	70 66	86	H	Ohio	92 90								

Non-Div I Games:

Central Mich.

■ Loss,
 ■ Non-Conf,
 S Site,
 ■ Home
 ■ Away
 N Neutral

Charleston So.

Through Games Of March 9, 2020

Average RPI Win:	258	WON-LOST	WINNING	LAST 10	STRENGTH OF	OPP. STRENGTH	TEAM	ADJ.	CONF.	ADJ CONF.
Average RPI Loss:	215	RECORD	PCT. RANK	GAMES	SCHEDULE	OF SCHEDULE	RPI	RPI	RPI	RPI
DIV. I ONLY	2- 25	347	1-9	254	334	343	343	25	25	
DIV. I NON-CONF.	0- 7	338	0	276	338	346	346	28	28	
TOTALS	RPI 1-25	RPI 26-50	W-L RECORDS	RPI 51-100	RPI 101-150	RPI 150+				
2- 25	0- 0	0- 1	OVERALL	0- 0	0- 6	2- 18				
1- 13	0- 0	0- 0	HOME	0- 0	0- 3	1- 10				
1- 12	0- 0	0- 1	AWAY	0- 0	0- 3	1- 8				
0- 0	0- 0	0- 0	NEUTRAL	0- 0	0- 0	0- 0				
0- 7	0- 0	0- 1	NON-CONFERENCE	0- 0	0- 2	0- 4				
0- 4	0- 0	0- 0	HOME	0- 0	0- 1	0- 3				
0- 3	0- 0	0- 1	AWAY	0- 0	0- 1	0- 1				
0- 0	0- 0	0- 0	NEUTRAL	0- 0	0- 0	0- 0				
2- 18	0- 0	0- 0	CONFERENCE	0- 0	0- 4	2- 14				
1- 9	0- 0	0- 0	HOME	0- 0	0- 2	1- 7				
1- 9	0- 0	0- 0	AWAY	0- 0	0- 2	1- 7				
0- 0	0- 0	0- 0	NEUTRAL	0- 0	0- 0	0- 0				

RPI S	Opponent	Score	RPI S	Opponent	Score	RPI S	Opponent	Score	RPI S	Opponent	Score	Team's RPI: 343
			31 A	Florida St.	36 88				112 H	Bethune-Cookman	41 81	
									132 A	Campbell	36 61	
									132 H	Campbell	42 43	
									138 A	Hampton	57 66	
									138 H	Hampton	59 64	
									150 A	North Carolina	54 85	
									160 A	Gardner-Webb	45 67	
									160 H	Gardner-Webb	52 79	
									169 A	Radford	35 72	
									169 H	Radford	40 64	
									180 A	High Point	55 71	
									180 H	High Point	70 84	
									216 H	North Dakota	57 73	
									258 A	UNC Asheville	60 48	
									258 H	UNC Asheville	56 54	
									259 H	Col. of Charleston	70 79	
									271 A	Longwood	64 84	
									271 H	Longwood	52 63	
									282 A	Winthrop	46 56	
									282 H	Winthrop	53 58	
									303 A	Presbyterian	53 76	
									303 H	Presbyterian	46 67	
									326 A	USC Upstate	53 70	
									326 H	USC Upstate	64 71	
									342 A	Western Caro.	64 69	
									350 H	South Carolina St.	75 81	
LAST 10 Division I												
			271 H	Longwood	52 63		303 A	Presbyterian	53 76			
			180 A	High Point	55 71		326 H	USC Upstate	64 71			
			138 A	Hampton	57 66		169 H	Radford	40 64			
			132 H	Campbell	42 43		282 A	Winthrop	46 56			
			258 H	UNC Asheville	56 54		160 A	Gardner-Webb	45 67			

Non-Div I Games: Columbia (SC) 76 59 Virginia-Lynchburg 92 55

Charleston So.

Loss, Non-Conf, S Site, H Home A Away N Neutral

Average RPI Win:	190	WON-LOST	WINNING	LAST 10	STRENGTH OF	OPP. STRENGTH	TEAM	ADJ.	CONF.	ADJ CONF.
Average RPI Loss:	79	RECORD	PCT. RANK	GAMES	SCHEDULE	OF SCHEDULE	RPI	RPI	RPI	RPI
DIV. I ONLY	20- 9	64	7-3	103	115	60	60	13	13	
DIV. I NON-CONF.	9- 2	37	0	150	53	50	50	16	16	
TOTALS	RPI 1-25	RPI 26-50	W-L RECORDS	RPI 51-100	RPI 101-150	RPI 150+				
20- 9	0- 1	1- 5	OVERALL	2- 1	4- 0	13- 2				
11- 3	0- 0	1- 2	HOME	1- 1	1- 0	8- 0				
7- 6	0- 1	0- 3	AWAY	0- 0	3- 0	4- 2				
2- 0	0- 0	0- 0	NEUTRAL	1- 0	0- 0	1- 0				
9- 2	0- 1	0- 0	NON-CONFERENCE	1- 1	3- 0	5- 0				
4- 1	0- 0	0- 0	HOME	0- 1	1- 0	3- 0				
3- 1	0- 1	0- 0	AWAY	0- 0	2- 0	1- 0				
2- 0	0- 0	0- 0	NEUTRAL	1- 0	0- 0	1- 0				
11- 7	0- 0	1- 5	CONFERENCE	1- 0	1- 0	8- 2				
7- 2	0- 0	1- 2	HOME	1- 0	0- 0	5- 0				
4- 5	0- 0	0- 3	AWAY	0- 0	1- 0	3- 2				
0- 0	0- 0	0- 0	NEUTRAL	0- 0	0- 0	0- 0				

RPI S	Opponent	Score	RPI S	Opponent	Score	RPI S	Opponent	Score	RPI S	Opponent	Score
24	A Kentucky	39 86	28	A Western Ky.	60 71	54	H Rice	62 51	101	A UAB	83 75
			28	H Western Ky.	56 60	61	N Boston College	84 68	117	A Wake Forest	77 65
			33	A Old Dominion	51 54	88	H Fordham	51 76	127	H Richmond	78 59
			33	H Old Dominion	63 59				140	A Davidson	75 64
			45	A Middle Tenn.	59 83				160	H Gardner-Webb	74 49
			45	H Middle Tenn.	74 79				173	N Tulane	60 56
									185	H Delaware	61 57
									201	A Fla. Atlantic	44 65
									205	A Southern Miss.	59 55
									205	H Southern Miss.	63 59
									220	A UTEP	76 82
									235	H North Texas	72 59
									242	A East Carolina	59 47
									251	H Marshall	52 46
									264	H Louisiana Tech	55 37
									308	A FIU	64 50
									308	H FIU	49 31
									318	H UMES	64 44
									321	A UTSA	67 47
LAST 10 Division I											
45	H Middle Tenn.	74 79	54	H Rice	62 51						
28	A Western Ky.	60 71	235	H North Texas	72 59						
308	H FIU	49 31	321	A UTSA	67 47						
205	A Southern Miss.	59 55	220	A UTEP	76 82						
33	H Old Dominion	63 59	205	H Southern Miss.	63 59						

Non-Div I Games:

Charlotte

■ Loss,
■ Non-Conf,
■ S Site,
■ H Home
■ A Away
N Neutral

Chattanooga

Through Games Of March 9, 2020

Average RPI Win:	234	WON-LOST	WINNING	LAST 10	STRENGTH OF	OPP. STRENGTH	TEAM	ADJ.	CONF.	ADJ CONF.
Average RPI Loss:	141	RECORD	PCT. RANK	GAMES	SCHEDULE	OF SCHEDULE	RPI	RPI	RPI	RPI
DIV. I ONLY	11- 18	248	7-3	118	217	207	207	27	27	
DIV. I NON-CONF.	1- 13	337	0	9	81	203	203	21	21	
TOTALS	RPI 1-25	RPI 26-50	W-L RECORDS	RPI 51-100	RPI 101-150	RPI 150+				
11- 18	0- 2	0- 3	OVERALL	1- 4	1- 2	9- 7				
6- 7	0- 0	0- 2	HOME	0- 1	1- 1	5- 3				
5- 10	0- 2	0- 1	AWAY	1- 3	0- 1	4- 3				
0- 1	0- 0	0- 0	NEUTRAL	0- 0	0- 0	0- 1				
1- 13	0- 2	0- 3	NON-CONFERENCE	1- 4	0- 1	0- 3				
0- 6	0- 0	0- 2	HOME	0- 1	0- 1	0- 2				
1- 7	0- 2	0- 1	AWAY	1- 3	0- 0	0- 1				
0- 0	0- 0	0- 0	NEUTRAL	0- 0	0- 0	0- 0				
10- 5	0- 0	0- 0	CONFERENCE	0- 0	1- 1	9- 4				
6- 1	0- 0	0- 0	HOME	0- 0	1- 0	5- 1				
4- 3	0- 0	0- 0	AWAY	0- 0	0- 1	4- 2				
0- 1	0- 0	0- 0	NEUTRAL	0- 0	0- 0	0- 1				

RPI 1-25			RPI 26-50			RPI 51-100			RPI 101+ Team's RPI: 207		
RPI	S	Opponent	Score	RPI	S	Opponent	Score	RPI	S	Opponent	Score
7	A	Louisville	37 86	44	H	Troy	51 90	55	A	Belmont	50 63
16	A	NC State	38 74	46	H	Purdue	34 66	59	A	Cincinnati	53 72
				48	A	UT Martin	51 78	72	A	South Dakota St.	56 71
								86	H	Ohio	58 70
								100	A	Liberty	71 54
LAST 10 Division I											
324	N	Mercer	55 63	195	A	Furman	69 63	138	H	Hampton	55 84
288	H	ETSU	69 65	342	H	Western Caro.	53 61	142	A	UNC Greensboro	41 49
151	H	Samford	64 58	142	H	UNC Greensboro	74 59	151	A	Samford	46 60
324	H	Mercer	58 52	288	A	ETSU	91 82	151	H	Samford	64 58
273	A	Wofford	51 49	288	H	ETSU	69 65	172	H	Austin Peay	49 50
				292	A	Eastern Ky.	65 71	195	A	Furman	69 63
				324	A	Mercer	48 55	195	H	Furman	60 52
				324	H	Mercer	58 52	225	H	Northern Colo.	42 59
				324	N	Mercer	55 63	273	A	Wofford	51 49
				342	A	Western Caro.	59 52	273	H	Wofford	80 76
				342	H	Western Caro.	53 61	288	A	ETSU	91 82
								288	H	ETSU	69 65
								324	A	Mercer	48 55
								324	H	Mercer	58 52
								324	N	Mercer	55 63
								342	A	Western Caro.	59 52
								342	H	Western Caro.	53 61

Non-Div I Games:

Chattanooga

■ Loss,
 ■ Non-Conf, S Site,
 ■ Home
 ■ Away
 N Neutral

Average RPI Win:	240	WON-LOST	WINNING	LAST 10	STRENGTH OF	OPP. STRENGTH	TEAM	ADJ.	CONF.	ADJ CONF.
Average RPI Loss:	233	RECORD	PCT. RANK	GAMES	SCHEDULE	OF SCHEDULE	RPI	RPI	RPI	RPI
DIV. I ONLY	1- 26	350	1-9	307	319	349	349	31	31	
DIV. I NON-CONF.	0- 13	338	0	271	249	343	343	32	32	
TOTALS	RPI 1-25	RPI 26-50	W-L RECORDS	RPI 51-100	RPI 101-150	RPI 150+				
1- 26	0- 0	0- 1	OVERALL	0- 0	0- 4	1- 21				
0- 12	0- 0	0- 1	HOME	0- 0	0- 1	0- 10				
1- 13	0- 0	0- 0	AWAY	0- 0	0- 3	1- 10				
0- 1	0- 0	0- 0	NEUTRAL	0- 0	0- 0	0- 1				
0- 13	0- 0	0- 1	NON-CONFERENCE	0- 0	0- 4	0- 8				
0- 6	0- 0	0- 1	HOME	0- 0	0- 1	0- 4				
0- 6	0- 0	0- 0	AWAY	0- 0	0- 3	0- 3				
0- 1	0- 0	0- 0	NEUTRAL	0- 0	0- 0	0- 1				
1- 13	0- 0	0- 0	CONFERENCE	0- 0	0- 0	1- 13				
0- 6	0- 0	0- 0	HOME	0- 0	0- 0	0- 6				
1- 7	0- 0	0- 0	AWAY	0- 0	0- 0	1- 7				
0- 0	0- 0	0- 0	NEUTRAL	0- 0	0- 0	0- 0				

RPI 1-25			RPI 26-50			RPI 51-100			RPI 101+			Team's RPI: 349
RPI	S	Opponent	Score	RPI	S	Opponent	Score	RPI	S	Opponent	Score	
				27	H	Arizona	50 82					
								102	A	UT Arlington	53 84	
								111	H	Green Bay	46 102	
								135	A	Valparaiso	49 95	
								144	A	Western Mich.	69 90	
								153	H	Loyola Chicago	53 98	
								199	A	UMKC	57 73	
								199	H	UMKC	50 85	
								204	A	Illinois	66 96	
								213	H	Western Ill.	78 88	
								233	A	Nevada	60 80	
								240	A	CSU Bakersfield	60 58	
								240	H	CSU Bakersfield	51 58	
								245	N	UC Santa Barbara	65 96	
								247	A	Grand Canyon	49 69	
								247	H	Grand Canyon	57 68	
								284	A	California Baptist	68 103	
								284	H	California Baptist	65 80	
								287	H	Oakland	70 98	
								290	A	Utah Valley	58 89	
								300	A	UTRGV	68 77	
								300	H	UTRGV	67 87	
								305	A	Seattle U	51 80	
								313	A	New Mexico St.	56 80	
								313	H	New Mexico St.	60 73	
								330	A	Evansville	42 76	
								341	H	UIC	61 73	
LAST 10 Division I												
				199	H	UMKC	50 85	313	A	New Mexico St.	56 80	
				284	A	California Baptist	68 103	199	A	UMKC	57 73	
				247	H	Grand Canyon	57 68	284	H	California Baptist	65 80	
				240	H	CSU Bakersfield	51 58	240	A	CSU Bakersfield	60 58	
				300	A	UTRGV	68 77	247	A	Grand Canyon	49 69	

Non-Div I Games:

Chicago St.

■ Loss,
 ■ Non-Conf,
 ■ S Site,
 ■ H Home
 ■ A Away
 N Neutral

Average RPI Win:	180	WON-LOST	WINNING	LAST 10	STRENGTH OF	OPP. STRENGTH	TEAM	ADJ.	CONF.	ADJ CONF.
Average RPI Loss:	46	RECORD	PCT. RANK	GAMES	SCHEDULE	OF SCHEDULE	RPI	RPI	RPI	RPI
DIV. I ONLY	22- 10	68	7-3	86	67	59	59	9	9	
DIV. I NON-CONF.	9- 4	84	0	205	43	131	131	9	9	
TOTALS	RPI 1-25	RPI 26-50	W-L RECORDS	RPI 51-100	RPI 101-150	RPI 150+				
22- 10	0- 5	2- 2	OVERALL	3- 2	2- 0	15- 1				
14- 3	0- 2	1- 0	HOME	2- 1	2- 0	9- 0				
6- 4	0- 1	0- 1	AWAY	1- 1	0- 0	5- 1				
2- 3	0- 2	1- 1	NEUTRAL	0- 0	0- 0	1- 0				
9- 4	0- 2	0- 1	NON-CONFERENCE	2- 1	1- 0	6- 0				
7- 2	0- 1	0- 0	HOME	1- 1	1- 0	5- 0				
2- 0	0- 0	0- 0	AWAY	1- 0	0- 0	1- 0				
0- 2	0- 1	0- 1	NEUTRAL	0- 0	0- 0	0- 0				
13- 6	0- 3	2- 1	CONFERENCE	1- 1	1- 0	9- 1				
7- 1	0- 1	1- 0	HOME	1- 0	1- 0	4- 0				
4- 4	0- 1	0- 1	AWAY	0- 1	0- 0	4- 1				
2- 1	0- 1	1- 0	NEUTRAL	0- 0	0- 0	1- 0				

RPI 1-25				RPI 26-50				RPI 51-100 Team's RPI: 59				RPI 101+			
RPI	S	Opponent	Score	RPI	S	Opponent	Score	RPI	S	Opponent	Score	RPI	S	Opponent	Score
4	A	UConn	50 80	37	A	UCF	42 49	57	H	Ball St.	63 56	106	H	Utah	68 62
4	H	UConn	58 105	37	H	UCF	81 64	68	A	South Fla.	68 76	118	H	Temple	86 81
4	N	UConn	53 87	37	N	UCF	57 51	68	H	South Fla.	60 55	167	A	Wichita St.	75 54
15	N	Iowa	61 69	49	N	Bucknell	48 56	85	H	Saint Louis	50 60	173	A	Tulane	59 64
17	H	Ohio St.	73 78					89	A	VCU	58 56	173	H	Tulane	87 63
												196	A	Memphis	73 66
												196	N	Memphis	94 52
												207	H	Chattanooga	72 53
												215	A	Houston	74 65
												215	H	Houston	85 66
												226	H	Miami (OH)	98 68
												228	A	SMU	73 58
												234	H	Alabama A&M	62 47
												242	H	East Carolina	76 53
												261	H	Tulsa	78 53
												269	A	Xavier	85 78
												286	H	Pittsburgh	69 53
												335	H	Coppin St.	86 40
LAST 10 Division I															
		4 N UConn	53 87			4 H UConn	58 105								
		37 N UCF	57 51			173 H Tulane	87 63								
		196 N Memphis	94 52			215 A Houston	74 65								
		242 H East Carolina	76 53			37 A UCF	42 49								
		167 A Wichita St.	75 54			261 H Tulsa	78 53								

Non-Div I Games:

Cincinnati

Average RPI Win:	215	WON-LOST	WINNING	LAST 10	STRENGTH OF	OPP. STRENGTH	TEAM	ADJ.	CONF.	ADJ CONF.
Average RPI Loss:	87	RECORD	PCT. RANK	GAMES	SCHEDULE	OF SCHEDULE	RPI	RPI	RPI	RPI
DIV. I ONLY	8- 23	307	1-9	70	66	221	221	5	5	
DIV. I NON-CONF.	4- 7	225	0	135	163	224	224	4	4	
TOTALS	RPI 1-25	RPI 26-50	W-L RECORDS	RPI 51-100	RPI 101-150	RPI 150+				
8- 23	0- 5	1- 3	OVERALL	0- 7	2- 5	5- 3				
4- 11	0- 3	1- 1	HOME	0- 3	0- 2	3- 2				
2- 10	0- 1	0- 2	AWAY	0- 3	1- 3	1- 1				
2- 2	0- 1	0- 0	NEUTRAL	0- 1	1- 0	1- 0				
4- 7	0- 3	0- 0	NON-CONFERENCE	0- 1	0- 0	4- 3				
2- 4	0- 1	0- 0	HOME	0- 1	0- 0	2- 2				
1- 2	0- 1	0- 0	AWAY	0- 0	0- 0	1- 1				
1- 1	0- 1	0- 0	NEUTRAL	0- 0	0- 0	1- 0				
4- 16	0- 2	1- 3	CONFERENCE	0- 6	2- 5	1- 0				
2- 7	0- 2	1- 1	HOME	0- 2	0- 2	1- 0				
1- 8	0- 0	0- 2	AWAY	0- 3	1- 3	0- 0				
1- 1	0- 0	0- 0	NEUTRAL	0- 1	1- 0	0- 0				

RPI	S	Opponent	Score	RPI	S	Opponent	Score	RPI	S	Opponent	Score	RPI	S	Opponent	Score	Team's RPI: 221
1	H	South Carolina	48 84	26	H	Duke	62 58	61	H	Boston College	68 70	117	A	Wake Forest	58 63	
3	N	Maryland	44 63	31	A	Florida St.	54 81	61	N	Boston College	73 85	117	H	Wake Forest	52 66	
7	H	Louisville	50 75	31	H	Florida St.	64 81	73	H	Alabama	54 67	120	A	Miami (FL)	64 68	
15	A	Iowa	60 74	41	A	Virginia Tech	50 71	76	A	Virginia	54 70	120	H	Miami (FL)	48 63	
16	H	NC State	60 79					79	A	Georgia Tech	47 49	120	N	Miami (FL)	71 56	
								79	H	Georgia Tech	44 56	123	A	Notre Dame	71 55	
								98	A	Syracuse	46 59	150	A	North Carolina	72 86	
												165	H	N.C. A&T	74 82	
												195	H	Furman	77 71	
												219	A	Penn St.	55 68	
												286	H	Pittsburgh	75 67	
												320	H	Navy	52 65	
												322	N	Alcorn	77 46	
												324	A	Mercer	65 61	
												325	H	Alabama St.	76 43	
LAST 10 Division I																
		61 N Boston College	73 85			120 H Miami (FL)	48 63									
		120 N Miami (FL)	71 56			117 H Wake Forest	52 66									
		79 H Georgia Tech	44 56			61 H Boston College	68 70									
		31 A Florida St.	54 81			76 A Virginia	54 70									
		98 A Syracuse	46 59			150 A North Carolina	72 86									

Non-Div I Games:

Clemson

■ Loss,
■ Non-Conf,
S Site,
■ Home
■ Away
N Neutral

Cleveland St.

Through Games Of March 9, 2020

Average RPI Win:	275	WON-LOST	WINNING	LAST 10	STRENGTH OF	OPP. STRENGTH	TEAM	ADJ.	CONF.	ADJ CONF.
Average RPI Loss:	167	RECORD	PCT. RANK	GAMES	SCHEDULE	OF SCHEDULE	RPI	RPI	RPI	RPI
DIV. I ONLY	19- 11	88	5-5	348	253	191	191	22	22	
DIV. I NON-CONF.	8- 1	26	0	351	264	185	185	22	22	
TOTALS	RPI 1-25	RPI 26-50	W-L RECORDS	RPI 51-100	RPI 101-150	RPI 150+				
19- 11	0- 0	0- 0	OVERALL	0- 3	0- 2	19- 6				
8- 3	0- 0	0- 0	HOME	0- 1	0- 1	8- 1				
11- 7	0- 0	0- 0	AWAY	0- 1	0- 1	11- 5				
0- 1	0- 0	0- 0	NEUTRAL	0- 1	0- 0	0- 0				
8- 1	0- 0	0- 0	NON-CONFERENCE	0- 0	0- 0	8- 1				
1- 0	0- 0	0- 0	HOME	0- 0	0- 0	1- 0				
7- 1	0- 0	0- 0	AWAY	0- 0	0- 0	7- 1				
0- 0	0- 0	0- 0	NEUTRAL	0- 0	0- 0	0- 0				
11- 10	0- 0	0- 0	CONFERENCE	0- 3	0- 2	11- 5				
7- 3	0- 0	0- 0	HOME	0- 1	0- 1	7- 1				
4- 6	0- 0	0- 0	AWAY	0- 1	0- 1	4- 4				
0- 1	0- 0	0- 0	NEUTRAL	0- 1	0- 0	0- 0				

RPI S	Opponent	Score	RPI S	Opponent	Score	RPI S	Opponent	Score	RPI S	Opponent	Score	Team's RPI: 191
						71 A	IUPUI	48 58	111 A	Green Bay	51 81	
						71 H	IUPUI	53 78	111 H	Green Bay	54 74	
						71 N	IUPUI	54 71	166 A	Wright St.	63 52	
									166 A	Wright St.	62 78	
									166 H	Wright St.	73 75	
									184 H	Akron	66 62	
									186 A	Northern Ky.	73 68	
									186 H	Northern Ky.	66 62	
									217 A	Milwaukee	57 61	
									217 H	Milwaukee	58 49	
									253 A	Bowling Green	62 89	
									263 A	Youngstown St.	72 84	
									263 H	Youngstown St.	60 52	
									263 H	Youngstown St.	84 48	
									277 A	Delaware St.	57 49	
									287 A	Oakland	79 58	
									287 H	Oakland	83 64	
									288 A	ETSU	62 54	
									298 A	St. Bonaventure	65 62	
									310 A	Omaha	79 66	
									328 A	Hofstra	61 51	
									332 A	Detroit Mercy	59 70	
									332 H	Detroit Mercy	68 63	
									333 A	LIU Brooklyn	79 49	
									341 A	UIC	83 43	
									341 H	UIC	84 44	

LAST 10 Division I

71 N	IUPUI	54 71	332 H	Detroit Mercy	68 63
166 A	Wright St.	63 52	287 H	Oakland	83 64
263 H	Youngstown St.	84 48	263 A	Youngstown St.	72 84
217 A	Milwaukee	57 61	166 H	Wright St.	73 75
111 A	Green Bay	51 81	186 H	Northern Ky.	66 62

Non-Div I Games: Davis & Elkins 110 41 Lake Erie 95 49

Cleveland St.

Loss, Non-Conf, S Site, H Home A Away N Neutral

RPI	S	Opponent	Score
342	A	Western Caro.	68 61

Cleveland St.

C
l
e
v
e
l
a
n
d
S
t
.

C
l
e
v
e
l
a
n
d
S
t
.

Average RPI Win: 240		WON-LOST	WINNING	LAST 10	STRENGTH OF	OPP. STRENGTH	TEAM	ADJ.	CONF.	ADJ CONF.
Average RPI Loss: 157		RECORD	PCT. RANK	GAMES	SCHEDULE	OF SCHEDULE	RPI	RPI	RPI	RPI
DIV. I ONLY		23- 4	18	9-1	313	263	96	96	21	21
DIV. I NON-CONF.		8- 1	26	0	343	323	164	164	19	19
TOTALS		RPI 1-25	RPI 26-50		W-L RECORDS		RPI 51-100	RPI 101-150	RPI 150+	
23- 4	0- 0	1- 1		OVERALL		0- 0	3- 1	19- 2		
12- 2	0- 0	1- 0		HOME		0- 0	2- 1	9- 1		
10- 2	0- 0	0- 1		AWAY		0- 0	1- 0	9- 1		
1- 0	0- 0	0- 0		NEUTRAL		0- 0	0- 0	1- 0		
8- 1	0- 0	0- 0		NON-CONFERENCE		0- 0	1- 1	7- 0		
4- 1	0- 0	0- 0		HOME		0- 0	1- 1	3- 0		
3- 0	0- 0	0- 0		AWAY		0- 0	0- 0	3- 0		
1- 0	0- 0	0- 0		NEUTRAL		0- 0	0- 0	1- 0		
15- 3	0- 0	1- 1		CONFERENCE		0- 0	2- 0	12- 2		
8- 1	0- 0	1- 0		HOME		0- 0	1- 0	6- 1		
7- 2	0- 0	0- 1		AWAY		0- 0	1- 0	6- 1		
0- 0	0- 0	0- 0		NEUTRAL		0- 0	0- 0	0- 0		

[illegible]

Non-Div I Games:	UNC Pembroke	86	44	Wesleyan (GA)	132	32
------------------	--------------	----	----	---------------	-----	----

Coastal Caro.

Loss, Non-Conf, S Site, H Home A Away N Neutral

Average RPI Win:	257	WON-LOST	WINNING	LAST 10	STRENGTH OF	OPP. STRENGTH	TEAM	ADJ.	CONF.	ADJ CONF.
Average RPI Loss:	153	RECORD	PCT. RANK	GAMES	SCHEDULE	OF SCHEDULE	RPI	RPI	RPI	RPI
DIV. I ONLY	12- 16	219	3-7	300	185	259	259	14	14	
DIV. I NON-CONF.	6- 4	123	0	345	342	260	260	13	13	
TOTALS	RPI 1-25	RPI 26-50	W-L RECORDS	RPI 51-100	RPI 101-150	RPI 150+				
12- 16	0- 0	1- 3	OVERALL	0- 0	1- 5	10- 8				
7- 6	0- 0	1- 1	HOME	0- 0	1- 2	5- 3				
5- 10	0- 0	0- 2	AWAY	0- 0	0- 3	5- 5				
0- 0	0- 0	0- 0	NEUTRAL	0- 0	0- 0	0- 0				
6- 4	0- 0	0- 0	NON-CONFERENCE	0- 0	0- 2	6- 2				
2- 2	0- 0	0- 0	HOME	0- 0	0- 1	2- 1				
4- 2	0- 0	0- 0	AWAY	0- 0	0- 1	4- 1				
0- 0	0- 0	0- 0	NEUTRAL	0- 0	0- 0	0- 0				
6- 12	0- 0	1- 3	CONFERENCE	0- 0	1- 3	4- 6				
5- 4	0- 0	1- 1	HOME	0- 0	1- 1	3- 2				
1- 8	0- 0	0- 2	AWAY	0- 0	0- 2	1- 4				
0- 0	0- 0	0- 0	NEUTRAL	0- 0	0- 0	0- 0				

RPI S	Opponent	Score	RPI S	Opponent	Score	RPI S	Opponent	Score	RPI S	Opponent	Score	Team's RPI: 259
30	A James Madison	50 81	30	H James Madison	53 87		104	A William & Mary	60 85			
38	A Drexel	60 72	38	H Drexel	73 59		104	H William & Mary	74 80			
							117	A Wake Forest	50 106			
							142	H UNC Greensboro	56 69			
							145	A Northeastern	68 72			
							145	H Northeastern	66 61			
							171	A Elon	48 90			
							171	H Elon	57 85			
							180	A High Point	79 70			
							185	A Delaware	54 63			
							185	H Delaware	84 73			
							193	A Towson	72 83			
							193	H Towson	62 79			
							250	H George Mason	61 72			
							272	A UNCW	50 74			
							272	H UNCW	67 63			
							282	A Winthrop	84 73			
							295	H N.C. Central	85 78			
							303	A Presbyterian	54 58			
							328	A Hofstra	63 60			
							328	H Hofstra	67 63			
							342	H Western Caro.	73 62			
							343	A Charleston So.	79 70			
							350	A South Carolina St.	76 55			
LAST 10 Division I												
38	A Drexel	60 72	193	A Towson	72 83							
185	A Delaware	54 63	30	A James Madison	50 81							
145	H Northeastern	66 61	171	H Elon	57 85							
328	H Hofstra	67 63	104	H William & Mary	74 80							
272	A UNCW	50 74	328	A Hofstra	63 60							

Non-Div I Games: Coker 82 57

Col. of Charleston

■ Loss,
 ■ Non-Conf,
 ■ S Site,
 ■ Home
 ■ A Away
 N Neutral

Colgate

Through Games Of March 9, 2020

Average RPI Win: 227	WON-LOST	WINNING	LAST 10	STRENGTH OF	OPP. STRENGTH	TEAM	ADJ.	CONF.	ADJ CONF.
Average RPI Loss: 114	RECORD	PCT. RANK	GAMES	SCHEDULE	OF SCHEDULE	RPI	RPI	RPI	RPI
DIV. I ONLY	19- 11	88	5-5	202	161	125	125	16	16
DIV. I NON-CONF.	8- 3	68	0	246	170	90	90	15	15
TOTALS	RPI 1-25	RPI 26-50	W-L RECORDS	RPI 51-100	RPI 101-150	RPI 150+			
19- 11	0- 1	0- 2	OVERALL	1- 2	4- 3	14- 3			
11- 4	0- 0	0- 1	HOME	1- 0	1- 3	9- 0			
8- 7	0- 1	0- 1	AWAY	0- 2	3- 0	5- 3			
0- 0	0- 0	0- 0	NEUTRAL	0- 0	0- 0	0- 0			
8- 3	0- 1	0- 0	NON-CONFERENCE	1- 2	0- 0	7- 0			
5- 0	0- 0	0- 0	HOME	1- 0	0- 0	4- 0			
3- 3	0- 1	0- 0	AWAY	0- 2	0- 0	3- 0			
0- 0	0- 0	0- 0	NEUTRAL	0- 0	0- 0	0- 0			
11- 8	0- 0	0- 2	CONFERENCE	0- 0	4- 3	7- 3			
6- 4	0- 0	0- 1	HOME	0- 0	1- 3	5- 0			
5- 4	0- 0	0- 1	AWAY	0- 0	3- 0	2- 3			
0- 0	0- 0	0- 0	NEUTRAL	0- 0	0- 0	0- 0			

RPI 1-25				RPI 26-50				RPI 51-100				RPI 101+ Team's RPI: 125			
RPI	S	Opponent	Score	RPI	S	Opponent	Score	RPI	S	Opponent	Score	RPI	S	Opponent	Score
11	A	Northwestern	44 73	49	A	Bucknell	43 66	53	H	Yale	70 67	107	A	Lehigh	82 73
				49	H	Bucknell	65 76	73	A	Alabama	52 72	107	H	Lehigh	70 86
								85	A	Saint Louis	51 61	107	H	Lehigh	62 69
												122	A	Holy Cross	80 69
												122	H	Holy Cross	71 60
												129	A	Boston U.	70 61
												129	H	Boston U.	58 60
												168	A	Lafayette	39 55
												168	H	Lafayette	73 52
												192	A	Cornell	62 58
												203	A	American	61 63
												203	H	American	63 62
												212	H	UMass Lowell	73 51
												268	A	Army West Point	67 81
												268	H	Army West Point	100 93
												276	H	Siena	88 51
												279	A	Loyola Maryland	76 74
												279	H	Loyola Maryland	79 70
												292	H	Niagara	85 72
												301	H	Wagner	74 58
												320	A	Navy	65 53
												320	H	Navy	80 55
												331	A	NJIT	79 52
												337	A	Canisius	90 69
LAST 10 Division I															
				107	H	Lehigh	62 69	107	A	Lehigh	82 73				
				107	H	Lehigh	70 86	279	H	Loyola Maryland	79 70				
				268	A	Army West Point	67 81	129	H	Boston U.	58 60				
				49	H	Bucknell	65 76	320	A	Navy	65 53				
				122	A	Holy Cross	80 69	122	H	Holy Cross	71 60				

Non-Div I Games:

Colgate

■ Loss,
 ■ Non-Conf, S Site,
 ■ Home
 ■ Away
 N Neutral

Average RPI Win:	172	WON-LOST	WINNING	LAST 10	STRENGTH OF	OPP. STRENGTH	TEAM	ADJ.	CONF.	ADJ CONF.
Average RPI Loss:	46	RECORD	PCT. RANK	GAMES	SCHEDULE	OF SCHEDULE	RPI	RPI	RPI	RPI
DIV. I ONLY	16- 14	154	2-8	59	20	94	94	1	1	
DIV. I NON-CONF.	11- 0	1	0	291	189	51	51	1	1	
TOTALS	RPI 1-25	RPI 26-50	W-L RECORDS	RPI 51-100	RPI 101-150	RPI 150+				
16- 14	0- 8	1- 1	OVERALL	1- 2	6- 3	8- 0				
9- 6	0- 4	1- 1	HOME	1- 0	3- 1	4- 0				
6- 7	0- 4	0- 0	AWAY	0- 1	2- 2	4- 0				
1- 1	0- 0	0- 0	NEUTRAL	0- 1	1- 0	0- 0				
11- 0	0- 0	0- 0	NON-CONFERENCE	0- 0	3- 0	8- 0				
6- 0	0- 0	0- 0	HOME	0- 0	2- 0	4- 0				
4- 0	0- 0	0- 0	AWAY	0- 0	0- 0	4- 0				
1- 0	0- 0	0- 0	NEUTRAL	0- 0	1- 0	0- 0				
5- 14	0- 8	1- 1	CONFERENCE	1- 2	3- 3	0- 0				
3- 6	0- 4	1- 1	HOME	1- 0	1- 1	0- 0				
2- 7	0- 4	0- 0	AWAY	0- 1	2- 2	0- 0				
0- 1	0- 0	0- 0	NEUTRAL	0- 1	0- 0	0- 0				

RPI 1-25				RPI 26-50				RPI 51-100 Team's RPI: 94				RPI 101+			
RPI	S	Opponent	Score	RPI	S	Opponent	Score	RPI	S	Opponent	Score	RPI	S	Opponent	Score
2	A	Oregon	46 104	27	H	Arizona	50 38	81	A	Southern California	55 66	101	N	UAB	77 69
2	H	Oregon	53 101	42	H	Arizona St.	59 65	81	H	Southern California	66 53	106	A	Utah	80 70
6	A	Stanford	68 76					81	N	Southern California	54 69	106	H	Utah	69 84
6	H	Stanford	66 69									113	A	Washington St.	59 69
13	A	UCLA	52 62									124	A	California	62 50
13	H	UCLA	62 65									124	H	California	64 57
21	A	Oregon St.	60 72									133	H	Texas Southern	74 50
21	H	Oregon St.	52 79									141	A	Washington	52 61
												148	H	Wisconsin	74 57
												161	H	Jacksonville	66 44
												163	A	Wyoming	66 56
												173	A	Tulane	62 52
												241	H	Denver	96 70
												269	A	Xavier	62 53
												275	H	Indiana St.	59 46
												291	A	Colorado St.	79 75
												331	H	NJIT	80 57
LAST 10 Division I															
81	N	Southern California	54 69	6	H	Stanford	66 69								
81	A	Southern California	55 66	124	H	California	64 57								
13	A	UCLA	52 62	141	A	Washington	52 61								
27	H	Arizona	50 38	113	A	Washington St.	59 69								
42	H	Arizona St.	59 65	2	H	Oregon	53 101								

Non-Div I Games:

Colorado

■ Loss,
 ■ Non-Conf,
 ■ S Site,
 ■ Home
 ■ Away
 N Neutral

Colorado St.

Through Games Of March 9, 2020

Average RPI Win:	260	WON-LOST	WINNING	LAST 10	STRENGTH OF	OPP. STRENGTH	TEAM	ADJ.	CONF.	ADJ CONF.
Average RPI Loss:	171	RECORD	PCT. RANK	GAMES	SCHEDULE	OF SCHEDULE	RPI	RPI	RPI	RPI
DIV. I ONLY	10- 18	265	2-8	288	213	291	291	17	17	
DIV. I NON-CONF.	4- 5	195	0	309	283	280	280	20	20	
TOTALS	RPI 1-25	RPI 26-50	W-L RECORDS	RPI 51-100	RPI 101-150	RPI 150+				
10- 18	0- 0	0- 0	OVERALL	0- 5	0- 3	10- 10				
7- 7	0- 0	0- 0	HOME	0- 3	0- 1	7- 3				
3- 10	0- 0	0- 0	AWAY	0- 2	0- 2	3- 6				
0- 1	0- 0	0- 0	NEUTRAL	0- 0	0- 0	0- 1				
4- 5	0- 0	0- 0	NON-CONFERENCE	0- 2	0- 1	4- 2				
3- 2	0- 0	0- 0	HOME	0- 1	0- 0	3- 1				
1- 3	0- 0	0- 0	AWAY	0- 1	0- 1	1- 1				
0- 0	0- 0	0- 0	NEUTRAL	0- 0	0- 0	0- 0				
6- 13	0- 0	0- 0	CONFERENCE	0- 3	0- 2	6- 8				
4- 5	0- 0	0- 0	HOME	0- 2	0- 1	4- 2				
2- 7	0- 0	0- 0	AWAY	0- 1	0- 1	2- 5				
0- 1	0- 0	0- 0	NEUTRAL	0- 0	0- 0	0- 1				

RPI 1-25			RPI 26-50			RPI 51-100			RPI 101+			Team's RPI: 291			
RPI	S	Opponent	Score	RPI	S	Opponent	Score	RPI	S	Opponent	Score	RPI	S	Opponent	Score
								64	A	Tennessee	41 79	108	A	Idaho	54 61
								67	A	Fresno St.	53 55	145	A	San Jose St.	64 69
								67	H	Fresno St.	61 79	145	H	San Jose St.	53 58
								80	H	Boise St.	69 72	163	A	Wyoming	56 49
								94	H	Colorado	75 79	163	H	Wyoming	40 43
												182	H	Northern Ill.	75 80
												218	A	UNLV	52 56
												218	H	UNLV	60 56
												225	A	Northern Colo.	75 58
												230	A	New Mexico	62 73
												233	A	Nevada	63 74
												233	H	Nevada	75 70
												243	A	San Diego St.	49 59
												243	H	San Diego St.	61 64
												261	A	Tulsa	55 61
												267	H	Incarnate Word	75 47
												270	A	Air Force	44 49
												270	H	Air Force	60 40
												270	N	Air Force	48 60
												280	A	Utah St.	67 61
												280	H	Utah St.	56 55
												311	H	UC Riverside	52 40
												351	H	Mississippi Val.	65 46
LAST 10 Division I															
				270	N	Air Force	48 60		163	H	Wyoming	40 43			
				270	A	Air Force	44 49		280	A	Utah St.	67 61			
				243	H	San Diego St.	61 64		67	H	Fresno St.	61 79			
				145	A	San Jose St.	64 69		218	A	UNLV	52 56			
				218	H	UNLV	60 56		233	A	Nevada	63 74			

Non-Div I Games: Western St. 56 47 Chadron St. 102 51

Colorado St.

Loss, Non-Conf, S Site, H Home A Away N Neutral

Average RPI Win: 196	WON-LOST	WINNING	LAST 10	STRENGTH OF	OPP. STRENGTH	TEAM	ADJ.	CONF.	ADJ CONF.
Average RPI Loss: 117	RECORD	PCT. RANK	GAMES	SCHEDULE	OF SCHEDULE	RPI	RPI	RPI	RPI
DIV. I ONLY	17- 10	98	6-4	189	114	119	119	7	7
DIV. I NON-CONF.	9- 4	84	0	325	216	177	177	8	8
TOTALS	RPI 1-25	RPI 26-50	W-L RECORDS	RPI 51-100	RPI 101-150	RPI 150+			
17- 10	0- 2	0- 0	OVERALL	2- 3	4- 2	11- 3			
10- 4	0- 1	0- 0	HOME	1- 2	2- 0	7- 1			
7- 6	0- 1	0- 0	AWAY	1- 1	2- 2	4- 2			
0- 0	0- 0	0- 0	NEUTRAL	0- 0	0- 0	0- 0			
9- 4	0- 0	0- 0	NON-CONFERENCE	1- 0	2- 2	6- 2			
6- 1	0- 0	0- 0	HOME	1- 0	1- 0	4- 1			
3- 3	0- 0	0- 0	AWAY	0- 0	1- 2	2- 1			
0- 0	0- 0	0- 0	NEUTRAL	0- 0	0- 0	0- 0			
8- 6	0- 2	0- 0	CONFERENCE	1- 3	2- 0	5- 1			
4- 3	0- 1	0- 0	HOME	0- 2	1- 0	3- 0			
4- 3	0- 1	0- 0	AWAY	1- 1	1- 0	2- 1			
0- 0	0- 0	0- 0	NEUTRAL	0- 0	0- 0	0- 0			

RPI 1-25				RPI 26-50				RPI 51-100				RPI 101+ Team's RPI: 119			
RPI	S	Opponent	Score	RPI	S	Opponent	Score	RPI	S	Opponent	Score	RPI	S	Opponent	Score
9	A	Princeton	55 77					53	A	Yale	74 65	114	A	Buffalo	75 82
9	H	Princeton	52 77					53	H	Yale	60 85	115	A	Robert Morris	61 59
								56	A	Penn	84 86	121	A	Harvard	62 57
								56	H	Penn	36 51	121	H	Harvard	89 64
								88	H	Fordham	70 51	128	A	Vanderbilt	51 72
												140	H	Davidson	63 60
												164	A	Dartmouth	62 50
												164	H	Dartmouth	73 63
												192	A	Cornell	77 80
												192	H	Cornell	76 66
												217	H	Milwaukee	74 46
												223	A	Brown	76 66
												223	H	Brown	74 60
												236	H	Saint Joseph's	57 71
												260	H	Georgetown	54 49
												268	A	Army West Point	71 62
												314	A	Albany (NY)	78 82
												324	H	Mercer	77 48
												331	H	NJIT	99 43
												334	A	Tennessee St.	75 65
LAST 10 Division I															
				56	H	Penn	36 51	223	A	Brown	76 66				
				9	H	Princeton	52 77	121	H	Harvard	89 64				
				164	A	Dartmouth	62 50	164	H	Dartmouth	73 63				
				121	A	Harvard	62 57	9	A	Princeton	55 77				
				53	A	Yale	74 65	56	A	Penn	84 86				

Non-Div I Games:

Columbia

■ Loss,
 ■ Non-Conf,
 ■ S Site,
 ■ H Home
 ■ A Away
 N Neutral

Average RPI Win:	275	WON-LOST	WINNING	LAST 10	STRENGTH OF	OPP. STRENGTH	TEAM	ADJ.	CONF.	ADJ CONF.
Average RPI Loss:	204	RECORD	PCT. RANK	GAMES	SCHEDULE	OF SCHEDULE	RPI	RPI	RPI	RPI
DIV. I ONLY	3- 25	336	3-7	268	301	335	335	29	29	
DIV. I NON-CONF.	0- 12	338	0	111	179	318	318	29	29	
TOTALS	RPI 1-25	RPI 26-50	W-L RECORDS	RPI 51-100	RPI 101-150	RPI 150+				
3- 25	0- 0	0- 3	OVERALL	0- 3	0- 2	3- 17				
1- 9	0- 0	0- 0	HOME	0- 0	0- 0	1- 9				
2- 16	0- 0	0- 3	AWAY	0- 3	0- 2	2- 8				
0- 0	0- 0	0- 0	NEUTRAL	0- 0	0- 0	0- 0				
0- 12	0- 0	0- 3	NON-CONFERENCE	0- 3	0- 1	0- 5				
0- 2	0- 0	0- 0	HOME	0- 0	0- 0	0- 2				
0- 10	0- 0	0- 3	AWAY	0- 3	0- 1	0- 3				
0- 0	0- 0	0- 0	NEUTRAL	0- 0	0- 0	0- 0				
3- 13	0- 0	0- 0	CONFERENCE	0- 0	0- 1	3- 12				
1- 7	0- 0	0- 0	HOME	0- 0	0- 0	1- 7				
2- 6	0- 0	0- 0	AWAY	0- 0	0- 1	2- 5				
0- 0	0- 0	0- 0	NEUTRAL	0- 0	0- 0	0- 0				

RPI S	Opponent	Score	RPI S	Opponent	Score	RPI S	Opponent	Score	RPI S	Opponent	Score	Team's RPI: 335
32	A South Dakota	44 82	59	A Cincinnati	40 86	112	A Bethune-Cookman	51 82				
39	A Dayton	48 78	70	A West Virginia	47 82	143	A George Washington	35 54				
47	A Rutgers	33 107	72	A South Dakota St.	41 94	158	A Norfolk St.	57 55				
						158	H Norfolk St.	48 85				
						165	H N.C. A&T	38 84				
						194	A La Salle	46 79				
						232	A Morgan St.	42 68				
						232	H Morgan St.	42 47				
						251	A Marshall	47 60				
						262	A Howard	52 64				
						262	H Howard	54 66				
						277	A Delaware St.	55 72				
						277	H Delaware St.	65 72				
						292	H Niagara	67 82				
						295	H N.C. Central	44 58				
						297	A UMBC	48 71				
						317	H Saint Peter's	57 82				
						318	A UMES	46 61				
						318	H UMES	66 63				
						339	A Florida A&M	48 58				
						350	A South Carolina St.	61 42				
						350	H South Carolina St.	60 71				
LAST 10 Division I												
318	A UMES	46 61	318	H UMES	66 63							
232	A Morgan St.	42 68	295	H N.C. Central	44 58							
277	H Delaware St.	65 72	262	A Howard	52 64							
158	A Norfolk St.	57 55	277	A Delaware St.	55 72							
350	A South Carolina St.	61 42	262	H Howard	54 66							

Non-Div I Games:

Coppin St.

■ Loss,
 ■ Non-Conf,
 ■ S Site,
 ■ Home
 ■ A Away
 N Neutral

Average RPI Win:	248	WON-LOST	WINNING	LAST 10	STRENGTH OF	OPP. STRENGTH	TEAM	ADJ.	CONF.	ADJ CONF.
Average RPI Loss:	95	RECORD	PCT. RANK	GAMES	SCHEDULE	OF SCHEDULE	RPI	RPI	RPI	RPI
DIV. I ONLY	10- 16	246	1-9	97	134	192	192	7	7	
DIV. I NON-CONF.	7- 5	131	0	248	265	178	178	8	8	
TOTALS	RPI 1-25	RPI 26-50	W-L RECORDS	RPI 51-100	RPI 101-150	RPI 150+				
10- 16	0- 3	0- 0	OVERALL	0- 5	2- 4	8- 4				
5- 8	0- 1	0- 0	HOME	0- 2	1- 3	4- 2				
5- 8	0- 2	0- 0	AWAY	0- 3	1- 1	4- 2				
0- 0	0- 0	0- 0	NEUTRAL	0- 0	0- 0	0- 0				
7- 5	0- 1	0- 0	NON-CONFERENCE	0- 1	0- 2	7- 1				
3- 3	0- 0	0- 0	HOME	0- 0	0- 2	3- 1				
4- 2	0- 1	0- 0	AWAY	0- 1	0- 0	4- 0				
0- 0	0- 0	0- 0	NEUTRAL	0- 0	0- 0	0- 0				
3- 11	0- 2	0- 0	CONFERENCE	0- 4	2- 2	1- 3				
2- 5	0- 1	0- 0	HOME	0- 2	1- 1	1- 1				
1- 6	0- 1	0- 0	AWAY	0- 2	1- 1	0- 2				
0- 0	0- 0	0- 0	NEUTRAL	0- 0	0- 0	0- 0				

RPI 1-25				RPI 26-50				RPI 51-100				RPI 101+ Team's RPI: 192			
RPI	S	Opponent	Score	RPI	S	Opponent	Score	RPI	S	Opponent	Score	RPI	S	Opponent	Score
9	A	Princeton	29 60					53	A	Yale	51 65	119	A	Columbia	66 76
9	H	Princeton	50 69					53	H	Yale	67 74	119	H	Columbia	80 77
20	A	TCU	49 59					56	A	Penn	41 63	121	A	Harvard	55 47
								56	H	Penn	46 67	121	H	Harvard	58 73
								70	A	West Virginia	62 68	125	H	Colgate	58 62
												130	H	Duquesne	62 72
												155	H	Binghamton	56 59
												164	A	Dartmouth	79 82
												164	H	Dartmouth	65 67
												212	A	UMass Lowell	70 56
												223	A	Brown	73 77
												223	H	Brown	74 63
												277	A	Delaware St.	77 51
												288	H	ETSU	71 43
												292	H	Niagara	82 59
												298	A	St. Bonaventure	70 42
												314	A	Albany (NY)	71 51
												331	H	NJIT	68 44
LAST 10 Division I															
				9	H	Princeton	50 69					53	A	Yale	51 65
				56	H	Penn	46 67					164	H	Dartmouth	65 67
				121	A	Harvard	55 47					121	H	Harvard	58 73
				164	A	Dartmouth	79 82					56	A	Penn	41 63
				223	A	Brown	73 77					9	A	Princeton	29 60

Non-Div I Games:

Cornell

■ Loss,
 ■ Non-Conf, S Site,
 ■ Home
 ■ Away
 N Neutral

Creighton

Through Games Of March 9, 2020

Average RPI Win:	150	WON-LOST	WINNING	LAST 10	STRENGTH OF	OPP. STRENGTH	TEAM	ADJ.	CONF.	ADJ CONF.
Average RPI Loss:	52	RECORD	PCT. RANK	GAMES	SCHEDULE	OF SCHEDULE	RPI	RPI	RPI	RPI
DIV. I ONLY	19- 11	88	6-4	69	60	51	51	6	6	
DIV. I NON-CONF.	8- 3	68	0	45	30	21	21	6	6	
TOTALS	RPI 1-25	RPI 26-50	W-L RECORDS	RPI 51-100	RPI 101-150	RPI 150+				
19- 11	2- 3	0- 2	OVERALL	7- 6	1- 0	9- 0				
10- 3	1- 1	0- 0	HOME	4- 2	0- 0	5- 0				
7- 7	1- 2	0- 2	AWAY	2- 3	0- 0	4- 0				
2- 1	0- 0	0- 0	NEUTRAL	1- 1	1- 0	0- 0				
8- 3	0- 1	0- 2	NON-CONFERENCE	4- 0	1- 0	3- 0				
4- 0	0- 0	0- 0	HOME	2- 0	0- 0	2- 0				
2- 3	0- 1	0- 2	AWAY	1- 0	0- 0	1- 0				
2- 0	0- 0	0- 0	NEUTRAL	1- 0	1- 0	0- 0				
11- 8	2- 2	0- 0	CONFERENCE	3- 6	0- 0	6- 0				
6- 3	1- 1	0- 0	HOME	2- 2	0- 0	3- 0				
5- 4	1- 1	0- 0	AWAY	1- 3	0- 0	3- 0				
0- 1	0- 0	0- 0	NEUTRAL	0- 1	0- 0	0- 0				

RPI S	Opponent	Score	RPI S	Opponent	Score	RPI S	Opponent	Score	RPI S	Opponent	Score
18 A	DePaul	63 61	32 A	South Dakota	65 72	58 A	St. John's (NY)	58 63	118 N	Temple	69 59
18 H	DePaul	71 74	42 A	Arizona St.	55 70	58 H	St. John's (NY)	70 77	167 H	Wichita St.	56 46
23 A	Marquette	50 52				58 N	St. John's (NY)	54 70	187 A	Providence	77 68
23 H	Marquette	72 62				62 A	Seton Hall	70 82	187 H	Providence	72 63
25 A	Drake	53 63				62 H	Seton Hall	78 66	257 H	North Dakota St.	70 59
						66 H	UNI	57 54	260 A	Georgetown	65 56
						70 N	West Virginia	82 75	260 H	Georgetown	95 78
						72 H	South Dakota St.	61 48	269 A	Xavier	76 62
						83 A	Villanova	58 42	269 H	Xavier	62 55
						83 H	Villanova	67 47	310 A	Omaha	67 54
						90 A	Nebraska	79 74			
						99 A	Butler	61 76			
						99 H	Butler	67 73			
LAST 10 Division I											
58 N	St. John's (NY)	54 70	62 H	Seton Hall	78 66						
260 H	Georgetown	95 78	58 H	St. John's (NY)	70 77						
83 H	Villanova	67 47	187 A	Providence	77 68						
269 A	Xavier	76 62	23 A	Marquette	50 52						
99 A	Butler	61 76	18 A	DePaul	63 61						

Non-Div I Games:

Creighton

Loss, Non-Conf, S Site, H Home A Away N Neutral

Average RPI Win:	207	WON-LOST	WINNING	LAST 10	STRENGTH OF	OPP. STRENGTH	TEAM	ADJ.	CONF.	ADJ CONF.
Average RPI Loss:	114	RECORD	PCT. RANK	GAMES	SCHEDULE	OF SCHEDULE	RPI	RPI	RPI	RPI
DIV. I ONLY	10- 17	255	3-7	53	153	164	164	7	7	
DIV. I NON-CONF.	6- 7	182	0	138	292	155	155	8	8	
TOTALS	RPI 1-25	RPI 26-50	W-L RECORDS	RPI 51-100	RPI 101-150	RPI 150+				
10- 17	0- 3	0- 0	OVERALL	0- 4	1- 5	9- 5				
6- 6	0- 1	0- 0	HOME	0- 2	1- 1	5- 2				
4- 11	0- 2	0- 0	AWAY	0- 2	0- 4	4- 3				
0- 0	0- 0	0- 0	NEUTRAL	0- 0	0- 0	0- 0				
6- 7	0- 1	0- 0	NON-CONFERENCE	0- 0	0- 2	6- 4				
4- 1	0- 0	0- 0	HOME	0- 0	0- 0	4- 1				
2- 6	0- 1	0- 0	AWAY	0- 0	0- 2	2- 3				
0- 0	0- 0	0- 0	NEUTRAL	0- 0	0- 0	0- 0				
4- 10	0- 2	0- 0	CONFERENCE	0- 4	1- 3	3- 1				
2- 5	0- 1	0- 0	HOME	0- 2	1- 1	1- 1				
2- 5	0- 1	0- 0	AWAY	0- 2	0- 2	2- 0				
0- 0	0- 0	0- 0	NEUTRAL	0- 0	0- 0	0- 0				

RPI S	Opponent	Score	RPI S	Opponent	Score	RPI S	Opponent	Score	RPI S	Opponent	Score	Team's RPI: 164
9	A Princeton	55 87				53	A Yale	42 60	114	A Buffalo	49 73	
9	H Princeton	34 66				53	H Yale	47 67	119	A Columbia	63 73	
11	A Northwestern	37 79				56	A Penn	31 67	119	H Columbia	50 62	
						56	H Penn	33 66	121	A Harvard	49 64	
									121	H Harvard	63 62	
									129	A Boston U.	56 74	
									153	A Loyola Chicago	40 61	
									159	H Maine	57 41	
									177	H Merrimack	57 52	
									188	A Manhattan	58 70	
									192	A Cornell	67 65	
									192	H Cornell	82 79	
									212	A UMass Lowell	62 51	
									223	A Brown	72 58	
									223	H Brown	71 83	
									227	A Fairfield	52 51	
									249	H Texas St.	51 61	
									265	H New Hampshire	66 47	
									279	A Loyola Maryland	56 72	
									306	H Vermont	72 55	
LAST 10 Division I												
223	A Brown	72 58	56	A Penn	31 67							
53	A Yale	42 60	192	A Cornell	67 65							
119	H Columbia	50 62	119	A Columbia	63 73							
192	H Cornell	82 79	53	H Yale	47 67							
9	A Princeton	55 87	223	H Brown	71 83							

Non-Div I Games:

Dartmouth

■ Loss,
 ■ Non-Conf,
 ■ S Site,
 ■ H Home
 ■ A Away
 N Neutral

Davidson

Through Games Of March 9, 2020

Average RPI Win:	202	WON-LOST	WINNING	LAST 10	STRENGTH OF	OPP. STRENGTH	TEAM	ADJ.	CONF.	ADJ CONF.
Average RPI Loss:	112	RECORD	PCT. RANK	GAMES	SCHEDULE	OF SCHEDULE	RPI	RPI	RPI	RPI
DIV. I ONLY	15- 15	173	3-7	126	128	140	140	12	12	
DIV. I NON-CONF.	6- 6	164	0	157	144	121	121	12	12	
TOTALS	RPI 1-25	RPI 26-50	W-L RECORDS	RPI 51-100	RPI 101-150	RPI 150+				
15- 15	0- 0	0- 4	OVERALL	2- 4	2- 5	11- 2				
7- 5	0- 0	0- 1	HOME	1- 2	2- 1	4- 1				
7- 9	0- 0	0- 3	AWAY	1- 1	0- 4	6- 1				
1- 1	0- 0	0- 0	NEUTRAL	0- 1	0- 0	1- 0				
6- 6	0- 0	0- 3	NON-CONFERENCE	0- 1	0- 2	6- 0				
2- 1	0- 0	0- 0	HOME	0- 1	0- 0	2- 0				
3- 5	0- 0	0- 3	AWAY	0- 0	0- 2	3- 0				
1- 0	0- 0	0- 0	NEUTRAL	0- 0	0- 0	1- 0				
9- 9	0- 0	0- 1	CONFERENCE	2- 3	2- 3	5- 2				
5- 4	0- 0	0- 1	HOME	1- 1	2- 1	2- 1				
4- 4	0- 0	0- 0	AWAY	1- 1	0- 2	3- 1				
0- 1	0- 0	0- 0	NEUTRAL	0- 1	0- 0	0- 0				

RPI S	Opponent	Score	RPI S	Opponent	Score	RPI S	Opponent	Score	RPI S	Opponent	Score	Team's RPI: 140
26	A Duke	52 82	60	H Charlotte	64 75	119	A Columbia	60 63				
38	A Drexel	63 74	85	A Saint Louis	65 58	127	A Richmond	57 69				
39	H Dayton	49 55	88	A Fordham	46 47	130	H Duquesne	79 76				
41	A Virginia Tech	68 88	88	H Fordham	74 62	139	A Florida	50 55				
			89	H VCU	51 55	143	H George Washington	62 55				
			89	N VCU	52 58	149	A Massachusetts	48 61				
						149	H Massachusetts	62 70				
						180	A High Point	73 63				
						194	A La Salle	70 61				
						194	H La Salle	67 63				
						199	A UMKC	74 64				
						209	A Rhode Island	77 70				
						209	H Rhode Island	79 67				
						236	H Saint Joseph's	54 63				
						250	A George Mason	76 69				
						256	N UC Irvine	78 72				
						260	H Georgetown	66 52				
						288	A ETSU	75 60				
						298	A St. Bonaventure	56 68				
						342	H Western Caro.	101 51				
LAST 10 Division I												
89	N VCU	52 58	236	H Saint Joseph's	54 63							
194	H La Salle	67 63	130	H Duquesne	79 76							
89	H VCU	51 55	88	A Fordham	46 47							
194	A La Salle	70 61	298	A St. Bonaventure	56 68							
149	A Massachusetts	48 61	39	H Dayton	49 55							

Non-Div I Games: Newberry 75 46

Davidson

Loss, Non-Conf, S Site, H Home A Away N Neutral

Average RPI Win:	170	WON-LOST	WINNING	LAST 10	STRENGTH OF	OPP. STRENGTH	TEAM	ADJ.	CONF.	ADJ CONF.
Average RPI Loss:	59	RECORD	PCT. RANK	GAMES	SCHEDULE	OF SCHEDULE	RPI	RPI	RPI	RPI
DIV. I ONLY	25- 8	39	9-1	83	77	39	39	12	12	
DIV. I NON-CONF.	7- 7	164	0	118	11	128	128	12	12	
TOTALS	RPI 1-25	RPI 26-50	W-L RECORDS	RPI 51-100	RPI 101-150	RPI 150+				
25- 8	0- 4	0- 0	OVERALL	6- 1	8- 3	11- 0				
14- 2	0- 2	0- 0	HOME	5- 0	3- 0	6- 0				
9- 3	0- 1	0- 0	AWAY	1- 1	5- 1	3- 0				
2- 3	0- 1	0- 0	NEUTRAL	0- 0	0- 2	2- 0				
7- 7	0- 4	0- 0	NON-CONFERENCE	0- 0	1- 3	6- 0				
3- 2	0- 2	0- 0	HOME	0- 0	0- 0	3- 0				
2- 2	0- 1	0- 0	AWAY	0- 0	1- 1	1- 0				
2- 3	0- 1	0- 0	NEUTRAL	0- 0	0- 2	2- 0				
18- 1	0- 0	0- 0	CONFERENCE	6- 1	7- 0	5- 0				
11- 0	0- 0	0- 0	HOME	5- 0	3- 0	3- 0				
7- 1	0- 0	0- 0	AWAY	1- 1	4- 0	2- 0				
0- 0	0- 0	0- 0	NEUTRAL	0- 0	0- 0	0- 0				

RPI 1-25				RPI 26-50				Team's RPI: 39				RPI 51-100				RPI 101+			
RPI	S	Opponent	Score	RPI	S	Opponent	Score	RPI	S	Opponent	Score	RPI	S	Opponent	Score	RPI	S	Opponent	Score
1	H	South Carolina	49 75									85	A	Saint Louis	78 66	114	A	Buffalo	59 67
4	H	UConn	37 75									85	H	Saint Louis	48 47	115	N	Auburn	74 76
12	N	Gonzaga	65 76									85	H	Saint Louis	58 50	117	N	Wake Forest	59 78
19	A	Central Mich.	80 81									88	A	Fordham	38 50	127	A	Richmond	65 51
												88	H	Fordham	48 44	127	H	Richmond	79 68
												89	H	VCU	72 67	130	H	Duquesne	54 41
												89	H	VCU	52 48	140	A	Davidson	55 49
																143	A	George Washington	66 50
																143	H	George Washington	50 44
																145	A	Northeastern	71 60
																149	A	Massachusetts	52 51
																159	N	Maine	78 49
																162	A	Toledo	60 42
																194	A	La Salle	98 58
																209	H	Rhode Island	71 60
																236	A	Saint Joseph's	59 44
																242	N	East Carolina	94 68
																246	H	Lipscomb	82 60
																250	H	George Mason	59 55
																285	H	Morehead St.	58 41
																298	H	St. Bonaventure	78 51
																335	H	Coppin St.	78 48
LAST 10 Division I																			
				89	H	VCU	52 48					88	A	Fordham	38 50				
				85	H	Saint Louis	58 50					143	H	George Washington	50 44				
				127	H	Richmond	79 68					89	H	VCU	72 67				
				85	A	Saint Louis	78 66					149	A	Massachusetts	52 51				
				298	H	St. Bonaventure	78 51					209	H	Rhode Island	71 60				

Non-Div I Games:

Dayton

■ Loss,
■ Non-Conf,
■ S Site,
■ H Home
■ A Away
N Neutral

Average RPI Win: 138	WON-LOST	WINNING	LAST 10	STRENGTH OF	OPP. STRENGTH	TEAM	ADJ.	CONF.	ADJ CONF.
Average RPI Loss: 36	RECORD	PCT. RANK	GAMES	SCHEDULE	OF SCHEDULE	RPI	RPI	RPI	RPI
DIV. I ONLY	28- 5	20	8-2	64	63	18	18	6	6
DIV. I NON-CONF.	10- 2	29	0	58	36	20	20	6	6
TOTALS	RPI 1-25	RPI 26-50	W-L RECORDS	RPI 51-100	RPI 101-150	RPI 150+			
28- 5	3- 3	1- 0	OVERALL	9- 2	3- 0	12- 0			
17- 2	2- 1	1- 0	HOME	5- 1	1- 0	8- 0			
11- 3	1- 2	0- 0	AWAY	4- 1	2- 0	4- 0			
0- 0	0- 0	0- 0	NEUTRAL	0- 0	0- 0	0- 0			
10- 2	1- 2	1- 0	NON-CONFERENCE	0- 0	3- 0	5- 0			
6- 1	0- 1	1- 0	HOME	0- 0	1- 0	4- 0			
4- 1	1- 1	0- 0	AWAY	0- 0	2- 0	1- 0			
0- 0	0- 0	0- 0	NEUTRAL	0- 0	0- 0	0- 0			
18- 3	2- 1	0- 0	CONFERENCE	9- 2	0- 0	7- 0			
11- 1	2- 0	0- 0	HOME	5- 1	0- 0	4- 0			
7- 2	0- 1	0- 0	AWAY	4- 1	0- 0	3- 0			
0- 0	0- 0	0- 0	NEUTRAL	0- 0	0- 0	0- 0			

RPI	S	Opponent	Score	RPI	S	Opponent	Score	RPI	S	Opponent	Score	RPI	S	Opponent	Score
4	H	UConn	74 84	38	H	Drexel	81 57	51	A	Creighton	74 71	111	A	Green Bay	76 65
11	A	Northwestern	70 68					51	H	Creighton	61 63	120	H	Miami (FL)	89 83
21	A	Oregon St.	77 98					58	A	St. John's (NY)	71 65	123	A	Notre Dame	105 94
23	A	Marquette	83 90					58	H	St. John's (NY)	74 69	153	A	Loyola Chicago	83 76
23	H	Marquette	88 74					62	A	Seton Hall	86 76	187	A	Providence	80 67
23	H	Marquette	89 71					62	H	Seton Hall	83 80	187	H	Providence	95 59
								62	H	Seton Hall	85 68	187	H	Providence	93 71
								83	A	Villanova	58 76	217	H	Milwaukee	94 65
								83	H	Villanova	85 69	226	H	Miami (OH)	98 79
								99	A	Butler	80 65	244	H	Arkansas St.	109 64
								99	H	Butler	89 60	260	A	Georgetown	87 69
												260	H	Georgetown	92 66
												269	A	Xavier	91 68
												269	H	Xavier	97 65
												325	H	Alabama St.	105 76
LAST 10 Division I															
23	H	Marquette	88 74	260	A	Georgetown	87 69								
62	H	Seton Hall	83 80	269	H	Xavier	97 65								
187	H	Providence	95 59	99	H	Butler	89 60								
23	A	Marquette	83 90	62	A	Seton Hall	86 76								
83	A	Villanova	58 76	58	A	St. John's (NY)	71 65								

Non-Div I Games:

DePaul

■ Loss,
 ■ Non-Conf, S Site,
 ■ Home
 ■ Away
 N Neutral

Delaware

Through Games Of March 9, 2020

Average RPI Win:	221	WON-LOST	WINNING	LAST 10	STRENGTH OF	OPP. STRENGTH	TEAM	ADJ.	CONF.	ADJ CONF.
Average RPI Loss:	121	RECORD	PCT. RANK	GAMES	SCHEDULE	OF SCHEDULE	RPI	RPI	RPI	RPI
DIV. I ONLY	12- 17	226	6-4	114	142	185	185	14	14	
DIV. I NON-CONF.	4- 7	225	0	76	123	150	150	13	13	
TOTALS	RPI 1-25	RPI 26-50	W-L RECORDS	RPI 51-100	RPI 101-150	RPI 150+				
12- 17	0- 1	0- 5	OVERALL	0- 1	2- 4	10- 6				
6- 7	0- 0	0- 2	HOME	0- 0	0- 3	6- 2				
5- 10	0- 1	0- 3	AWAY	0- 1	2- 1	3- 4				
1- 0	0- 0	0- 0	NEUTRAL	0- 0	0- 0	1- 0				
4- 7	0- 1	0- 1	NON-CONFERENCE	0- 1	1- 1	3- 3				
1- 3	0- 0	0- 0	HOME	0- 0	0- 1	1- 2				
2- 4	0- 1	0- 1	AWAY	0- 1	1- 0	1- 1				
1- 0	0- 0	0- 0	NEUTRAL	0- 0	0- 0	1- 0				
8- 10	0- 0	0- 4	CONFERENCE	0- 0	1- 3	7- 3				
5- 4	0- 0	0- 2	HOME	0- 0	0- 2	5- 0				
3- 6	0- 0	0- 2	AWAY	0- 0	1- 1	2- 3				
0- 0	0- 0	0- 0	NEUTRAL	0- 0	0- 0	0- 0				

RPI	S	Opponent	Score	RPI	S	Opponent	Score	RPI	S	Opponent	Score	RPI	S	Opponent	Score	Team's RPI: 185
3	A	Maryland	55 99	30	A	James Madison	64 69	60	A	Charlotte	57 61	104	A	William & Mary	58 68	
				30	H	James Madison	39 60					104	H	William & Mary	60 78	
				37	A	UCF	49 75					115	A	Robert Morris	73 62	
				38	A	Drexel	59 63					143	H	George Washington	49 63	
				38	H	Drexel	32 52					145	A	Northeastern	81 69	
												145	H	Northeastern	62 72	
												159	H	Maine	56 69	
												160	A	Gardner-Webb	65 67	
												171	A	Elon	65 56	
												171	H	Elon	73 60	
												190	N	Santa Clara	81 80	
												193	A	Towson	66 76	
												193	H	Towson	69 62	
												229	A	Cal St. Fullerton	72 55	
												250	H	George Mason	63 44	
												259	A	Col. of Charleston	73 84	
												259	H	Col. of Charleston	63 54	
												272	A	UNCW	65 71	
												272	H	UNCW	61 57	
												277	H	Delaware St.	64 67	
												328	A	Hofstra	77 67	
												328	H	Hofstra	80 59	
LAST 10 Division I																
				272	H	UNCW	61 57					171	H	Elon	73 60	
				259	H	Col. of Charleston	63 54					38	H	Drexel	32 52	
				30	A	James Madison	64 69					328	A	Hofstra	77 67	
				193	A	Towson	66 76					145	A	Northeastern	81 69	
				104	H	William & Mary	60 78					193	H	Towson	69 62	

Non-Div I Games:

Delaware

Loss, Non-Conf, S Site, H Home A Away N Neutral

Schedule By:				Through Games Of March 9, 2010						
Average RPI Win:	300	WON-LOST	WINNING	LAST 10	STRENGTH OF	OPP. STRENGTH	TEAM	ADJ.	CONF.	ADJ CONF.
Average RPI Loss:	163	RECORD	PCT. RANK	GAMES	SCHEDULE	OF SCHEDULE	RPI	RPI	RPI	RPI
DIV. I ONLY	10- 17	255	4-6	207	343	277	277	29	29	
DIV. I NON-CONF.	2- 9	304	0	41	322	247	247	29	29	

TOTALS	RPI 1-25		RPI 26-50	W-L RECORDS		RPI 51-100	RPI 101-150		RPI 150+	
10- 17	0- 0		0- 1	OVERALL		0- 2	0- 3		10- 11	
6- 9	0- 0		0- 0	HOME		0- 1	0- 3		6- 5	
4- 8	0- 0		0- 1	AWAY		0- 1	0- 0		4- 6	
0- 0	0- 0		0- 0	NEUTRAL		0- 0	0- 0		0- 0	
2- 9	0- 0		0- 1	NON-CONFERENCE		0- 2	0- 2		2- 4	
1- 6	0- 0		0- 0	HOME		0- 1	0- 2		1- 3	
1- 3	0- 0		0- 1	AWAY		0- 1	0- 0		1- 1	
0- 0	0- 0		0- 0	NEUTRAL		0- 0	0- 0		0- 0	
8- 8	0- 0		0- 0	CONFERENCE		0- 0	0- 1		8- 7	
5- 3	0- 0		0- 0	HOME		0- 0	0- 1		5- 2	
3- 5	0- 0		0- 0	AWAY		0- 0	0- 0		3- 5	
0- 0	0- 0		0- 0	NEUTRAL		0- 0	0- 0		0- 0	

[illegible]

Non-Div I Games:	Post	67	41	Georgian Court	69	48
------------------	------	----	----	----------------	----	----

Delaware St.

Loss, Non-Conf, S Site, H Home A Away N Neutral

0- 1		0- 0		NEUTRAL		0- 0		0- 0		0- 1		241			
RPI 1-25			RPI 26-50			RPI 51-100			RPI 101+			Team's RPI:			
RPI	S	Opponent	Score	RPI	S	Opponent	Score	RPI	S	Opponent	Score	RPI	S	Opponent	Score
				32	A	South Dakota	61 104	72	A	South Dakota St.	72 62	144	N	Western Mich.	70 79
				32	H	South Dakota	60 92	72	H	South Dakota St.	79 86	163	H	Wyoming	71 57
								94	A	Colorado	70 96	179	H	Southern Utah	81 73
												184	N	Akron	72 88
												198	A	Oral Roberts	72 84
												198	H	Oral Roberts	91 79
												199	A	UMKC	79 83
												213	A	Western Ill.	75 82
												213	H	Western Ill.	84 78
												216	A	North Dakota	91 81
												216	H	North Dakota	82 90
												225	H	Northern Colo.	74 55
												234	H	Alabama A&M	83 86
												256	H	UC Irvine	83 75
												257	A	North Dakota St.	80 85
												257	H	North Dakota St.	91 82
												257	N	North Dakota St.	68 72
												266	A	Lamar University	59 71
												309	H	Cal Poly	96 66
												310	A	Omaha	86 80
												310	H	Omaha	66 60
												313	H	New Mexico St.	75 78
												340	A	Purdue Fort Wayne	85 67
												340	H	Purdue Fort Wayne	83 57
				257	N	North Dakota St.	68 72	72	A	South Dakota St.	72 62				
				213	H	Western Ill.	84 78	340	H	Purdue Fort Wayne	83 57				
				340	A	Purdue Fort Wayne	85 67	32	H	South Dakota	60 92				
				198	H	Oral Roberts	91 79	198	A	Oral Roberts	72 84				
				310	A	Omaha	86 80	257	A	North Dakota St.	80 85				

Denver

Page 77

Detroit Mercy

Through Games Of March 9, 2020

Average RPI Win:	291	WON-LOST	WINNING	LAST 10	STRENGTH OF	OPP. STRENGTH	TEAM	ADJ.	CONF.	ADJ CONF.
Average RPI Loss:	181	RECORD	PCT. RANK	GAMES	SCHEDULE	OF SCHEDULE	RPI	RPI	RPI	RPI
DIV. I ONLY	3- 27	343	1-9	208	271	332	332	22	22	
DIV. I NON-CONF.	0- 11	338	0	201	242	335	335	22	22	
TOTALS	RPI 1-25	RPI 26-50	W-L RECORDS	RPI 51-100	RPI 101-150	RPI 150+				
3- 27	0- 0	0- 0	OVERALL	0- 3	0- 5	3- 19				
2- 12	0- 0	0- 0	HOME	0- 1	0- 2	2- 9				
1- 13	0- 0	0- 0	AWAY	0- 2	0- 3	1- 8				
0- 2	0- 0	0- 0	NEUTRAL	0- 0	0- 0	0- 2				
0- 11	0- 0	0- 0	NON-CONFERENCE	0- 1	0- 3	0- 7				
0- 5	0- 0	0- 0	HOME	0- 0	0- 1	0- 4				
0- 4	0- 0	0- 0	AWAY	0- 1	0- 2	0- 1				
0- 2	0- 0	0- 0	NEUTRAL	0- 0	0- 0	0- 2				
3- 16	0- 0	0- 0	CONFERENCE	0- 2	0- 2	3- 12				
2- 7	0- 0	0- 0	HOME	0- 1	0- 1	2- 5				
1- 9	0- 0	0- 0	AWAY	0- 1	0- 1	1- 7				
0- 0	0- 0	0- 0	NEUTRAL	0- 0	0- 0	0- 0				

RPI S	Opponent	Score	RPI S	Opponent	Score	RPI S	Opponent	Score	RPI S	Opponent	Score	Team's RPI: 332
						71	A IUPUI	45 82	103	A Michigan St.	52 110	
						71	H IUPUI	54 95	111	A Green Bay	45 72	
						99	A Butler	60 82	111	H Green Bay	48 65	
									135	H Valparaiso	58 77	
									144	A Western Mich.	67 82	
									153	H Loyola Chicago	60 89	
									162	H Toledo	64 82	
									166	A Wright St.	61 67	
									166	H Wright St.	58 66	
									176	H Eastern Mich.	70 84	
									184	H Akron	60 81	
									186	A Northern Ky.	47 94	
									186	A Northern Ky.	60 72	
									186	H Northern Ky.	61 82	
									191	A Cleveland St.	63 68	
									191	H Cleveland St.	70 59	
									206	N Tennessee Tech	47 69	
									217	A Milwaukee	51 76	
									217	H Milwaukee	48 63	
									250	A George Mason	62 75	
									263	A Youngstown St.	66 72	
									263	H Youngstown St.	47 62	
									283	N Sacred Heart	60 66	
									287	A Oakland	60 65	
									287	H Oakland	57 71	
									341	A UIC	70 62	
LAST 10 Division I												
			186	A Northern Ky.	47 94	217	A Milwaukee	51 76				
			166	H Wright St.	58 66	111	A Green Bay	45 72				
			186	H Northern Ky.	61 82	341	H UIC	58 52				
			191	A Cleveland St.	63 68	71	H IUPUI	54 95				
			263	A Youngstown St.	66 72	287	A Oakland	60 65				

Non-Div I Games:

Detroit Mercy

Loss, Non-Conf, S Site, H Home A Away N Neutral

D
e
t
r
o
i
t
M
e
r
c
y

RPI S Detroit Mercy
Opponent Score

Through Games Of March 9, 2020

RPI	S	Opponent	Score
341	H	UIC	58 52

D
e
t
r
o
i
t
M
e
r
c
y

Detroit Mercy

Drake

Through Games Of March 9, 2020

Average RPI Win:	148	WON-LOST	WINNING	LAST 10	STRENGTH OF	OPP. STRENGTH	TEAM	ADJ.	CONF.	ADJ CONF.
Average RPI Loss:	40	RECORD	PCT. RANK	GAMES	SCHEDULE	OF SCHEDULE	RPI	RPI	RPI	RPI
DIV. I ONLY	21- 8	49	8-2	52	70	25	25	8	8	
DIV. I NON-CONF.	7- 4	100	0	42	3	41	41	7	7	
TOTALS	RPI 1-25	RPI 26-50	W-L RECORDS	RPI 51-100	RPI 101-150	RPI 150+				
21- 8	0- 3	2- 3	OVERALL	5- 2	5- 0	9- 0				
12- 1	0- 1	2- 0	HOME	4- 0	2- 0	4- 0				
7- 6	0- 2	0- 2	AWAY	1- 2	2- 0	4- 0				
2- 1	0- 0	0- 1	NEUTRAL	0- 0	1- 0	1- 0				
7- 4	0- 1	1- 2	NON-CONFERENCE	2- 1	1- 0	3- 0				
4- 0	0- 0	1- 0	HOME	2- 0	0- 0	1- 0				
1- 3	0- 1	0- 1	AWAY	0- 1	0- 0	1- 0				
2- 1	0- 0	0- 1	NEUTRAL	0- 0	1- 0	1- 0				
14- 4	0- 2	1- 1	CONFERENCE	3- 1	4- 0	6- 0				
8- 1	0- 1	1- 0	HOME	2- 0	2- 0	3- 0				
6- 3	0- 1	0- 1	AWAY	1- 1	2- 0	3- 0				
0- 0	0- 0	0- 0	NEUTRAL	0- 0	0- 0	0- 0				

RPI	S	Opponent	Score	RPI	S	Opponent	Score	RPI	S	Opponent	Score	RPI	S	Opponent	Score
8	A	Missouri St.	67 69	32	A	South Dakota	94 102	51	H	Creighton	63 53	110	A	Southern Ill.	73 65
8	H	Missouri St.	83 89	40	H	Iowa St.	86 81	66	A	UNI	78 91	110	H	Southern Ill.	91 76
15	A	Iowa	67 79	46	N	Purdue	47 67	66	H	UNI	104 87	115	N	Auburn	83 82
				50	A	Bradley	76 77	72	H	South Dakota St.	74 67	135	A	Valparaiso	83 79
				50	H	Bradley	85 72	75	A	Illinois St.	69 67	135	H	Valparaiso	87 66
								75	H	Illinois St.	87 82	153	A	Loyola Chicago	83 75
								91	A	Oklahoma	84 93	153	H	Loyola Chicago	80 52
												159	N	Maine	94 62
												182	A	Northern Ill.	73 49
												213	H	Western Ill.	94 75
												275	A	Indiana St.	92 71
												275	H	Indiana St.	105 65
												330	A	Evansville	66 51
												330	H	Evansville	108 44
LAST 10 Division I															
66	A	UNI	78 91	275	A	Indiana St.	92 71								
135	A	Valparaiso	83 79	330	A	Evansville	66 51								
153	A	Loyola Chicago	83 75	8	H	Missouri St.	83 89								
75	H	Illinois St.	87 82	110	H	Southern Ill.	91 76								
50	H	Bradley	85 72	153	H	Loyola Chicago	80 52								

Non-Div I Games: Waldorf 103 18

Drake

Loss, Non-Conf, S Site, H Home A Away N Neutral

RPI 1-25			
RPI	S	Opponent	Score
18	A	DePaul	57 81
RPI 26-50 Team's RPI: 38			
RPI	S	Opponent	Score
30	A	James Madison	39 69
30	H	James Madison	70 48
49	A	Bucknell	49 60
RPI 51-100			
RPI	S	Opponent	Score
56	A	Penn	49 53
83	H	Villanova	54 52
RPI 101+			
RPI	S	Opponent	Score
104	A	William & Mary	61 54
104	H	William & Mary	84 74
114	N	Buffalo	59 63
127	H	Richmond	58 52
136	H	Pacific	51 58
140	H	Davidson	74 63
145	A	Northeastern	67 51
145	H	Northeastern	50 41
159	H	Maine	70 57
171	A	Elon	55 53
171	H	Elon	66 47
183	A	Quinnipiac	66 62
185	A	Delaware	52 32
185	H	Delaware	63 59
193	A	Towson	63 60
193	H	Towson	59 50
194	H	La Salle	69 31
236	A	Saint Joseph's	62 52
259	A	Col. of Charleston	59 73
259	H	Col. of Charleston	72 60
272	A	UNCW	73 72
272	H	UNCW	52 50
328	A	Hofstra	45 32
328	H	Hofstra	74 54

Drexel

Average RPI Win:	114	WON-LOST	WINNING	LAST 10	STRENGTH OF	OPP. STRENGTH	TEAM	ADJ.	CONF.	ADJ CONF.
Average RPI Loss:	58	RECORD	PCT. RANK	GAMES	SCHEDULE	OF SCHEDULE	RPI	RPI	RPI	RPI
DIV. I ONLY	18- 12	117	7-3	4	51	26	26	5	5	
DIV. I NON-CONF.	6- 5	151	0	2	52	26	26	4	4	
TOTALS	RPI 1-25	RPI 26-50	W-L RECORDS	RPI 51-100	RPI 101-150	RPI 150+				
18- 12	1- 5	3- 2	OVERALL	5- 3	5- 1	4- 1				
12- 3	0- 2	3- 0	HOME	4- 0	3- 1	2- 0				
6- 8	1- 3	0- 2	AWAY	1- 2	2- 0	2- 1				
0- 1	0- 0	0- 0	NEUTRAL	0- 1	0- 0	0- 0				
6- 5	0- 3	1- 1	NON-CONFERENCE	1- 1	1- 0	3- 0				
5- 1	0- 1	1- 0	HOME	1- 0	1- 0	2- 0				
1- 4	0- 2	0- 1	AWAY	0- 1	0- 0	1- 0				
0- 0	0- 0	0- 0	NEUTRAL	0- 0	0- 0	0- 0				
12- 7	1- 2	2- 1	CONFERENCE	4- 2	4- 1	1- 1				
7- 2	0- 1	2- 0	HOME	3- 0	2- 1	0- 0				
5- 4	1- 1	0- 1	AWAY	1- 1	2- 0	1- 1				
0- 1	0- 0	0- 0	NEUTRAL	0- 1	0- 0	0- 0				

RPI 1-25				RPI 26-50				Team's RPI: 26				RPI 51-100				RPI 101+			
RPI	S	Opponent	Score	RPI	S	Opponent	Score	RPI	S	Opponent	Score	RPI	S	Opponent	Score	RPI	S	Opponent	Score
1	A	South Carolina	46 89	31	H	Florida St.	66 64	56	H	Penn	66 50	117	H	Wake Forest	58 60				
7	A	Louisville	55 60	36	A	FGCU	56 78	61	H	Boston College	85 73	120	A	Miami (FL)	74 55				
11	H	Northwestern	42 63	41	A	Virginia Tech	56 70	61	N	Boston College	77 84	123	H	Notre Dame	50 47				
16	A	NC State	70 65	41	H	Virginia Tech	72 67	76	A	Virginia	63 66	140	H	Davidson	82 52				
16	H	NC State	60 63	44	H	Troy	99 85	76	H	Virginia	62 47	150	A	North Carolina	73 54				
22	A	Texas A&M	58 79					79	H	Georgia Tech	58 46	150	H	North Carolina	71 61				
								90	A	Nebraska	79 83	178	H	Idaho St.	85 66				
								98	A	Syracuse	88 58	180	H	High Point	93 57				
												218	A	UNLV	57 45				
												221	A	Clemson	58 62				
												286	A	Pittsburgh	73 56				
LAST 10 Division I																			
		61 N Boston College	77 84			31 H Florida St.	66 64												
		150 A North Carolina	73 54			286 A Pittsburgh	73 56												
		41 A Virginia Tech	56 70			120 A Miami (FL)	74 55												
		16 A NC State	70 65			150 H North Carolina	71 61												
		76 H Virginia	62 47			16 H NC State	60 63												

Non-Div I Games:

Duke

■ Loss,
■ Non-Conf,
■ S Site,
■ H Home
■ A Away
N Neutral

Duquesne

Through Games Of March 9, 2020

Average RPI Win:	219	WON-LOST	WINNING	LAST 10	STRENGTH OF	OPP. STRENGTH	TEAM	ADJ.	CONF.	ADJ CONF.
Average RPI Loss:	109	RECORD	PCT. RANK	GAMES	SCHEDULE	OF SCHEDULE	RPI	RPI	RPI	RPI
DIV. I ONLY	20- 11	80	6-4	269	111	130	130	12	12	
DIV. I NON-CONF.	10- 3	57	0	301	129	107	107	12	12	
TOTALS	RPI 1-25	RPI 26-50	W-L RECORDS	RPI 51-100	RPI 101-150	RPI 150+				
20- 11	0- 0	0- 1	OVERALL	2- 4	0- 6	18- 0				
11- 3	0- 0	0- 0	HOME	1- 1	0- 2	10- 0				
9- 7	0- 0	0- 1	AWAY	1- 2	0- 4	8- 0				
0- 1	0- 0	0- 0	NEUTRAL	0- 1	0- 0	0- 0				
10- 3	0- 0	0- 0	NON-CONFERENCE	0- 2	0- 1	10- 0				
4- 1	0- 0	0- 0	HOME	0- 1	0- 0	4- 0				
6- 2	0- 0	0- 0	AWAY	0- 1	0- 1	6- 0				
0- 0	0- 0	0- 0	NEUTRAL	0- 0	0- 0	0- 0				
10- 8	0- 0	0- 1	CONFERENCE	2- 2	0- 5	8- 0				
7- 2	0- 0	0- 0	HOME	1- 0	0- 2	6- 0				
3- 5	0- 0	0- 1	AWAY	1- 1	0- 3	2- 0				
0- 1	0- 0	0- 0	NEUTRAL	0- 1	0- 0	0- 0				

RPI S	Opponent	Score	RPI S	Opponent	Score	RPI S	Opponent	Score	RPI S	Opponent	Score	Team's RPI: 130
			39 A Dayton		41 54	69 A Oklahoma St.		41 84	118 A Temple		72 85	
						85 A Saint Louis		50 53	127 A Richmond		64 67	
						88 H Fordham		74 63	140 A Davidson		76 79	
						88 N Fordham		47 54	143 A George Washington		60 65	
						89 A VCU		79 76	143 H George Washington		65 72	
						97 H Kent St.		75 77	149 H Massachusetts		77 81	
									162 H Toledo		79 74	
									168 A Lafayette		73 65	
									184 A Akron		88 63	
									188 A Manhattan		76 65	
									192 A Cornell		72 62	
									194 H La Salle		82 56	
									209 H Rhode Island		72 62	
									209 H Rhode Island		70 53	
									222 H Kennesaw St.		75 72	
									236 A Saint Joseph's		58 51	
									236 H Saint Joseph's		53 42	
									250 H George Mason		84 63	
									254 A Iona		76 74	
									278 H Saint Francis (PA)		72 69	
									286 A Pittsburgh		81 62	
									298 A St. Bonaventure		80 57	
									298 H St. Bonaventure		58 39	
									346 H Central Conn. St.		72 33	
LAST 10 Division I												
			88 N Fordham		47 54	209 H Rhode Island		72 62				
			209 H Rhode Island		70 53	140 A Davidson		76 79				
			298 A St. Bonaventure		80 57	127 A Richmond		64 67				
			88 H Fordham		74 63	236 H Saint Joseph's		53 42				
			143 H George Washington		65 72	89 A VCU		79 76				

Non-Div I Games:

Duquesne

Loss, Non-Conf, S Site, H Home A Away N Neutral

ETSU

ETSU

ETSU

Page 84

East Carolina

Through Games Of March 9, 2020

Average RPI Win:	230	WON-LOST	WINNING	LAST 10	STRENGTH OF	OPP. STRENGTH	TEAM	ADJ.	CONF.	ADJ CONF.
Average RPI Loss:	116	RECORD	PCT. RANK	GAMES	SCHEDULE	OF SCHEDULE	RPI	RPI	RPI	RPI
DIV. I ONLY	9- 21	287	5-5	107	97	242	242	9	9	
DIV. I NON-CONF.	3- 10	282	0	70	130	231	231	9	9	
TOTALS	RPI 1-25	RPI 26-50	W-L RECORDS	RPI 51-100	RPI 101-150	RPI 150+				
9- 21	0- 2	0- 3	OVERALL	0- 6	1- 3	8- 7				
7- 7	0- 1	0- 1	HOME	0- 1	1- 1	6- 3				
2- 11	0- 0	0- 1	AWAY	0- 5	0- 1	2- 4				
0- 3	0- 1	0- 1	NEUTRAL	0- 0	0- 1	0- 0				
3- 10	0- 1	0- 2	NON-CONFERENCE	0- 4	0- 2	3- 1				
2- 4	0- 0	0- 1	HOME	0- 1	0- 1	2- 1				
1- 4	0- 0	0- 0	AWAY	0- 3	0- 1	1- 0				
0- 2	0- 1	0- 1	NEUTRAL	0- 0	0- 0	0- 0				
6- 11	0- 1	0- 1	CONFERENCE	0- 2	1- 1	5- 6				
5- 3	0- 1	0- 0	HOME	0- 0	1- 0	4- 2				
1- 7	0- 0	0- 1	AWAY	0- 2	0- 0	1- 4				
0- 1	0- 0	0- 0	NEUTRAL	0- 0	0- 1	0- 0				

RPI	S	Opponent	Score	RPI	S	Opponent	Score	RPI	S	Opponent	Score	RPI	S	Opponent	Score	Team's RPI: 242
4	H	UConn	42 98	37	A	UCF	55 91	59	A	Cincinnati	53 76	104	H	William & Mary	68 78	
11	N	Northwestern	45 64	39	N	Dayton	68 94	60	H	Charlotte	47 59	117	A	Wake Forest	53 76	
				45	H	Middle Tenn.	66 68	65	A	Georgia	50 67	118	H	Temple	56 50	
								68	A	South Fla.	52 81	118	N	Temple	57 67	
								89	A	VCU	40 53	167	A	Wichita St.	55 57	
								100	A	Liberty	66 81	167	H	Wichita St.	53 61	
												173	H	Tulane	53 50	
												196	A	Memphis	61 57	
												196	H	Memphis	71 65	
												215	A	Houston	63 72	
												215	H	Houston	53 50	
												228	A	SMU	45 53	
												228	H	SMU	47 55	
												261	A	Tulsa	56 58	
												261	H	Tulsa	59 42	
												262	H	Howard	51 67	
												271	A	Longwood	64 61	
												318	H	UMES	57 42	
												326	H	USC Upstate	69 48	
LAST 10 Division I																
		118	N	Temple	57	67				261	H	Tulsa	59	42		
		59	A	Cincinnati	53	76				196	A	Memphis	61	57		
		173	H	Tulane	53	50				228	A	SMU	45	53		
		68	A	South Fla.	52	81				215	H	Houston	53	50		
		118	H	Temple	56	50				167	A	Wichita St.	55	57		

Non-Div I Games:

East Carolina

Loss, Non-Conf, S Site, H Home A Away N Neutral

Average RPI Win:	263	WON-LOST	WINNING	LAST 10	STRENGTH OF	OPP. STRENGTH	TEAM	ADJ.	CONF.	ADJ CONF.
Average RPI Loss:	139	RECORD	PCT. RANK	GAMES	SCHEDULE	OF SCHEDULE	RPI	RPI	RPI	RPI
DIV. I ONLY	18- 12	117	7-3	339	198	200	200	20	20	
DIV. I NON-CONF.	5- 5	164	0	349	115	308	308	23	23	
TOTALS	RPI 1-25	RPI 26-50	W-L RECORDS	RPI 51-100	RPI 101-150	RPI 150+				
18- 12	0- 0	1- 2	OVERALL	0- 3	0- 2	17- 5				
8- 5	0- 0	1- 0	HOME	0- 1	0- 1	7- 3				
8- 6	0- 0	0- 1	AWAY	0- 2	0- 1	8- 2				
2- 1	0- 0	0- 1	NEUTRAL	0- 0	0- 0	2- 0				
5- 5	0- 0	0- 0	NON-CONFERENCE	0- 0	0- 2	5- 3				
1- 3	0- 0	0- 0	HOME	0- 0	0- 1	1- 2				
3- 2	0- 0	0- 0	AWAY	0- 0	0- 1	3- 1				
1- 0	0- 0	0- 0	NEUTRAL	0- 0	0- 0	1- 0				
13- 7	0- 0	1- 2	CONFERENCE	0- 3	0- 0	12- 2				
7- 2	0- 0	1- 0	HOME	0- 1	0- 0	6- 1				
5- 4	0- 0	0- 1	AWAY	0- 2	0- 0	5- 1				
1- 1	0- 0	0- 1	NEUTRAL	0- 0	0- 0	1- 0				

RPI S	Opponent	Score	RPI S	Opponent	Score	RPI S	Opponent	Score	RPI S	Opponent	Score	Team's RPI: 200
48	A UT Martin	64 88	48	H UT Martin	74 70	55	A Belmont	45 69	135	H Valparaiso	66 78	
48	H UT Martin					87	A Southeast Mo. St.	56 72	148	A Wisconsin	55 63	
48	N UT Martin	52 63				87	H Southeast Mo. St.	65 77	153	H Loyola Chicago	51 67	
									172	A Austin Peay	76 47	
									172	H Austin Peay	73 72	
									182	A Northern Ill.	48 61	
									206	H Tennessee Tech	62 75	
									213	N Western Ill.	60 52	
									239	A Murray St.	87 92	
									239	H Murray St.	66 46	
									246	A Lipscomb	66 56	
									248	H Jacksonville St.	55 52	
									248	N Jacksonville St.	49 46	
									275	H Indiana St.	57 59	
									285	A Morehead St.	57 51	
									285	H Morehead St.	67 62	
									292	A Eastern Ky.	83 63	
									292	H Eastern Ky.	85 38	
									310	H Omaha	65 52	
									330	A Evansville	90 44	
									334	A Tennessee St.	73 52	
									338	A SIUE	65 62	
									338	H SIUE	77 71	
									341	A UIC	80 45	
LAST 10 Division I												
48	N UT Martin	52 63	239	H Murray St.	66 46							
248	N Jacksonville St.	49 46	48	A UT Martin	64 88							
338	A SIUE	65 62	338	H SIUE	77 71							
87	A Southeast Mo. St.	56 72	285	H Morehead St.	67 62							
172	H Austin Peay	73 72	292	H Eastern Ky.	85 38							

Non-Div I Games: Lindenwood (MO) 88 66

Eastern Ill.

Eastern Ky.

Through Games Of March 9, 2020

Average RPI Win:	276	WON-LOST	WINNING	LAST 10	STRENGTH OF	OPP. STRENGTH	TEAM	ADJ.	CONF.	ADJ CONF.
Average RPI Loss:	171	RECORD	PCT. RANK	GAMES	SCHEDULE	OF SCHEDULE	RPI	RPI	RPI	RPI
DIV. I ONLY	10- 18	265	3-7	319	229	292	292	20	20	
DIV. I NON-CONF.	5- 5	164	0	280	167	210	210	23	23	
TOTALS	RPI 1-25	RPI 26-50	W-L RECORDS	RPI 51-100	RPI 101-150	RPI 150+				
10- 18	0- 0	0- 1	OVERALL	0- 5	0- 1	10- 11				
4- 9	0- 0	0- 1	HOME	0- 2	0- 0	4- 6				
6- 9	0- 0	0- 0	AWAY	0- 3	0- 1	6- 5				
0- 0	0- 0	0- 0	NEUTRAL	0- 0	0- 0	0- 0				
5- 5	0- 0	0- 0	NON-CONFERENCE	0- 2	0- 1	5- 2				
2- 2	0- 0	0- 0	HOME	0- 0	0- 0	2- 2				
3- 3	0- 0	0- 0	AWAY	0- 2	0- 1	3- 0				
0- 0	0- 0	0- 0	NEUTRAL	0- 0	0- 0	0- 0				
5- 13	0- 0	0- 1	CONFERENCE	0- 3	0- 0	5- 9				
2- 7	0- 0	0- 1	HOME	0- 2	0- 0	2- 4				
3- 6	0- 0	0- 0	AWAY	0- 1	0- 0	3- 5				
0- 0	0- 0	0- 0	NEUTRAL	0- 0	0- 0	0- 0				

RPI S	Opponent	Score	RPI S	Opponent	Score	RPI S	Opponent	Score	RPI S	Opponent	Score	Team's RPI: 292
48	H UT Martin	50 65	55	A Belmont	48 68	128	A Vanderbilt	69 75				
			55	H Belmont	46 85	172	A Austin Peay	53 69				
			71	A IUPUI	42 72	186	H Northern Ky.	69 62				
			87	H Southeast Mo. St.	44 60	196	A Memphis	63 60				
			99	A Butler	41 73	200	A Eastern Ill.	38 85				
						200	H Eastern Ill.	63 83				
						206	A Tennessee Tech	82 87				
						206	H Tennessee Tech	42 60				
						207	H Chattanooga	71 65				
						226	H Miami (OH)	57 75				
						239	A Murray St.	65 66				
						248	A Jacksonville St.	54 68				
						248	H Jacksonville St.	33 43				
						263	H Youngstown St.	63 72				
						269	A Xavier	56 55				
						285	A Morehead St.	68 47				
						285	H Morehead St.	64 58				
						324	A Mercer	61 60				
						334	A Tennessee St.	61 55				
						334	H Tennessee St.	64 67				
						338	A SIUE	68 38				
						338	H SIUE	49 46				
LAST 10 Division I												
285	H Morehead St.	64 58	285	A Morehead St.	68 47							
239	A Murray St.	65 66	338	A SIUE	68 38							
55	H Belmont	46 85	200	A Eastern Ill.	38 85							
334	H Tennessee St.	64 67	87	H Southeast Mo. St.	44 60							
172	A Austin Peay	53 69	48	H UT Martin	50 65							

Non-Div I Games: Alice Lloyd 102 65

Eastern Ky.

Loss, Non-Conf, S Site, H Home A Away N Neutral

Average RPI Win:	201	WON-LOST	WINNING	LAST 10	STRENGTH OF	OPP. STRENGTH	TEAM	ADJ.	CONF.	ADJ CONF.
Average RPI Loss:	121	RECORD	PCT. RANK	GAMES	SCHEDULE	OF SCHEDULE	RPI	RPI	RPI	RPI
DIV. I ONLY	14- 15	183	5-5	181	123	176	176	10	10	
DIV. I NON-CONF.	4- 6	212	0	275	244	253	253	10	10	
TOTALS	RPI 1-25	RPI 26-50	W-L RECORDS	RPI 51-100	RPI 101-150	RPI 150+				
14- 15	0- 2	0- 1	OVERALL	3- 2	1- 4	10- 6				
8- 6	0- 1	0- 1	HOME	2- 1	0- 2	6- 1				
6- 9	0- 1	0- 0	AWAY	1- 1	1- 2	4- 5				
0- 0	0- 0	0- 0	NEUTRAL	0- 0	0- 0	0- 0				
4- 6	0- 0	0- 1	NON-CONFERENCE	1- 0	0- 2	3- 3				
2- 2	0- 0	0- 1	HOME	1- 0	0- 1	1- 0				
2- 4	0- 0	0- 0	AWAY	0- 0	0- 1	2- 3				
0- 0	0- 0	0- 0	NEUTRAL	0- 0	0- 0	0- 0				
10- 9	0- 2	0- 0	CONFERENCE	2- 2	1- 2	7- 3				
6- 4	0- 1	0- 0	HOME	1- 1	0- 1	5- 1				
4- 5	0- 1	0- 0	AWAY	1- 1	1- 1	2- 2				
0- 0	0- 0	0- 0	NEUTRAL	0- 0	0- 0	0- 0				

RPI 1-25				RPI 26-50				RPI 51-100				RPI 101+ Team's RPI: 176			
RPI	S	Opponent	Score	RPI	S	Opponent	Score	RPI	S	Opponent	Score	RPI	S	Opponent	Score
19	A	Central Mich.	69 76	34	H	Michigan	38 57	57	A	Ball St.	54 59	103	A	Michigan St.	50 85
19	H	Central Mich.	82 89					57	H	Ball St.	61 58	110	H	Southern Ill.	54 85
								86	H	Ohio	65 75	114	A	Buffalo	63 66
								87	H	Southeast Mo. St.	69 64	144	A	Western Mich.	83 79
								97	A	Kent St.	74 69	144	H	Western Mich.	49 53
												155	A	Binghamton	67 78
												162	A	Toledo	77 62
												162	H	Toledo	64 46
												167	A	Wichita St.	52 63
												182	A	Northern Ill.	59 65
												182	H	Northern Ill.	76 69
												182	H	Northern Ill.	62 55
												184	A	Akron	81 88
												184	H	Akron	53 64
												226	H	Miami (OH)	80 53
												253	A	Bowling Green	70 58
												253	H	Bowling Green	78 61
												263	A	Youngstown St.	77 79
												332	A	Detroit Mercy	84 70
												340	H	Purdue Fort Wayne	64 40
												341	A	UIC	68 59
LAST 10 Division I															
182	H	Northern Ill.	76 69	57	H	Ball St.	61 58	184	H	Akron	53 64				
19	A	Central Mich.	69 76	253	A	Bowling Green	70 58	144	A	Western Mich.	83 79				
144	H	Western Mich.	49 53	86	H	Ohio	65 75								
162	H	Toledo	64 46												
182	A	Northern Ill.	59 65												

Non-Div I Games: Olivet 95 38

Eastern Mich.

Loss, Non-Conf, S Site, H Home A Away N Neutral

Average RPI Win:	277	WON-LOST	WINNING	LAST 10	STRENGTH OF	OPP. STRENGTH	TEAM	ADJ.	CONF.	ADJ CONF.
Average RPI Loss:	153	RECORD	PCT. RANK	GAMES	SCHEDULE	OF SCHEDULE	RPI	RPI	RPI	RPI
DIV. I ONLY	3- 26	339	2-8	116	207	312	312	18	18	
DIV. I NON-CONF.	0- 8	338	0	8	74	238	238	17	17	
TOTALS	RPI 1-25	RPI 26-50	W-L RECORDS	RPI 51-100	RPI 101-150	RPI 150+				
3- 26	0- 2	0- 1	OVERALL	0- 3	0- 4	3- 16				
2- 10	0- 0	0- 0	HOME	0- 2	0- 1	2- 7				
1- 14	0- 2	0- 0	AWAY	0- 1	0- 3	1- 8				
0- 2	0- 0	0- 1	NEUTRAL	0- 0	0- 0	0- 1				
0- 8	0- 2	0- 1	NON-CONFERENCE	0- 1	0- 2	0- 2				
0- 2	0- 0	0- 0	HOME	0- 1	0- 0	0- 1				
0- 5	0- 2	0- 0	AWAY	0- 0	0- 2	0- 1				
0- 1	0- 0	0- 1	NEUTRAL	0- 0	0- 0	0- 0				
3- 18	0- 0	0- 0	CONFERENCE	0- 2	0- 2	3- 14				
2- 8	0- 0	0- 0	HOME	0- 1	0- 1	2- 6				
1- 9	0- 0	0- 0	AWAY	0- 1	0- 1	1- 7				
0- 1	0- 0	0- 0	NEUTRAL	0- 0	0- 0	0- 1				

RPI 1-25				RPI 26-50				RPI 51-100				RPI 101+ Team's RPI: 312			
RPI	S	Opponent	Score	RPI	S	Opponent	Score	RPI	S	Opponent	Score	RPI	S	Opponent	Score
6	A	Stanford	27 92	50	N	Bradley	46 66	63	A	Montana St.	47 79	106	A	Utah	49 87
12	A	Gonzaga	44 84					63	H	Montana St.	85 89	108	A	Idaho	60 69
								80	H	Boise St.	61 63	108	H	Idaho	46 75
												145	A	San Jose St.	66 84
												152	A	Montana	54 92
												152	H	Montana	56 77
												174	A	Northern Ariz.	58 63
												174	H	Northern Ariz.	62 70
												178	A	Idaho St.	49 77
												178	H	Idaho St.	47 67
												179	A	Southern Utah	50 71
												179	H	Southern Utah	67 70
												181	H	Pepperdine	52 53
												197	A	Portland St.	58 75
												197	H	Portland St.	79 75
												197	N	Portland St.	70 83
												199	A	UMKC	55 66
												225	A	Northern Colo.	42 63
												225	H	Northern Colo.	61 67
												307	A	Sacramento St.	78 73
												307	H	Sacramento St.	67 74
												327	A	Weber St.	77 83
												327	H	Weber St.	63 53
LAST 10 Division I															
				197	N	Portland St.	70 83			174	A	Northern Ariz.	58 63		
				327	A	Weber St.	77 83			307	A	Sacramento St.	78 73		
				178	A	Idaho St.	49 77			197	H	Portland St.	79 75		
				225	H	Northern Colo.	61 67			108	H	Idaho	46 75		
				179	H	Southern Utah	67 70			63	A	Montana St.	47 79		

Non-Div I Games: Northwest Chrst. 81 62

Eastern Wash.

■ Loss,
 ■ Non-Conf,
 ■ S Site,
 ■ Home
 ■ A Away
 N Neutral

Average RPI Win:	256	WON-LOST	WINNING	LAST 10	STRENGTH OF	OPP. STRENGTH	TEAM	ADJ.	CONF.	ADJ CONF.
Average RPI Loss:	94	RECORD	PCT. RANK	GAMES	SCHEDULE	OF SCHEDULE	RPI	RPI	RPI	RPI
DIV. I ONLY	12- 16	219	4-6	100	165	171	171	14	14	
DIV. I NON-CONF.	4- 6	212	0	46	241	129	129	13	13	
TOTALS	RPI 1-25	RPI 26-50	W-L RECORDS	RPI 51-100	RPI 101-150	RPI 150+				
12- 16	0- 1	0- 4	OVERALL	0- 3	0- 6	12- 2				
6- 6	0- 0	0- 2	HOME	0- 0	0- 3	6- 1				
6- 8	0- 1	0- 2	AWAY	0- 1	0- 3	6- 1				
0- 2	0- 0	0- 0	NEUTRAL	0- 2	0- 0	0- 0				
4- 6	0- 1	0- 0	NON-CONFERENCE	0- 3	0- 2	4- 0				
2- 1	0- 0	0- 0	HOME	0- 0	0- 1	2- 0				
2- 3	0- 1	0- 0	AWAY	0- 1	0- 1	2- 0				
0- 2	0- 0	0- 0	NEUTRAL	0- 2	0- 0	0- 0				
8- 10	0- 0	0- 4	CONFERENCE	0- 0	0- 4	8- 2				
4- 5	0- 0	0- 2	HOME	0- 0	0- 2	4- 1				
4- 5	0- 0	0- 2	AWAY	0- 0	0- 2	4- 1				
0- 0	0- 0	0- 0	NEUTRAL	0- 0	0- 0	0- 0				

RPI 1-25				RPI 26-50				RPI 51-100				RPI 101+ Team's RPI: 171			
RPI	S	Opponent	Score	RPI	S	Opponent	Score	RPI	S	Opponent	Score	RPI	S	Opponent	Score
16	A	NC State	49 62	30	A	James Madison	48 61	52	A	Marist	55 63	104	A	William & Mary	61 74
				30	H	James Madison	58 61	71	N	IUPUI	53 59	104	H	William & Mary	77 84
				38	A	Drexel	47 66	96	N	Coastal Caro.	65 76	117	H	Wake Forest	57 69
				38	H	Drexel	53 55					145	A	Northeastern	65 68
												145	H	Northeastern	45 69
												150	A	North Carolina	46 76
												185	A	Delaware	60 73
												185	H	Delaware	56 65
												193	A	Towson	74 61
												193	H	Towson	68 52
												195	A	Furman	87 76
												211	H	Appalachian St.	67 66
												218	A	UNLV	50 44
												259	A	Col. of Charleston	85 57
												259	H	Col. of Charleston	90 48
												272	A	UNCW	60 57
												272	H	UNCW	77 53
												328	A	Hofstra	69 56
												328	H	Hofstra	67 50
												342	H	Western Caro.	68 24
LAST 10 Division I															
193	H	Towson	68 52	145	H	Northeastern	45 69								
30	H	James Madison	58 61	328	H	Hofstra	67 50								
104	A	William & Mary	61 74	259	A	Col. of Charleston	85 57								
38	A	Drexel	47 66	272	A	UNCW	60 57								
185	A	Delaware	60 73	104	H	William & Mary	77 84								

Non-Div I Games: Newberry 73 53

Elon

■ Loss,
 ■ Non-Conf,
 ■ S Site,
 ■ Home
 ■ A Away
 N Neutral

Average RPI Win:	300	WON-LOST	WINNING	LAST 10	STRENGTH OF	OPP. STRENGTH	TEAM	ADJ.	CONF.	ADJ CONF.
Average RPI Loss:	138	RECORD	PCT. RANK	GAMES	SCHEDULE	OF SCHEDULE	RPI	RPI	RPI	RPI
DIV. I ONLY	2- 26	348	0-10	176	133	330	330	8	8	
DIV. I NON-CONF.	2- 8	295	0	342	335	347	347	7	7	
TOTALS	RPI 1-25	RPI 26-50	W-L RECORDS	RPI 51-100	RPI 101-150	RPI 150+				
2- 26	0- 4	0- 2	OVERALL	0- 5	0- 4	2- 11				
2- 11	0- 2	0- 1	HOME	0- 2	0- 2	2- 4				
0- 15	0- 2	0- 1	AWAY	0- 3	0- 2	0- 7				
0- 0	0- 0	0- 0	NEUTRAL	0- 0	0- 0	0- 0				
2- 8	0- 0	0- 0	NON-CONFERENCE	0- 1	0- 0	2- 7				
2- 2	0- 0	0- 0	HOME	0- 0	0- 0	2- 2				
0- 6	0- 0	0- 0	AWAY	0- 1	0- 0	0- 5				
0- 0	0- 0	0- 0	NEUTRAL	0- 0	0- 0	0- 0				
0- 18	0- 4	0- 2	CONFERENCE	0- 4	0- 4	0- 4				
0- 9	0- 2	0- 1	HOME	0- 2	0- 2	0- 2				
0- 9	0- 2	0- 1	AWAY	0- 2	0- 2	0- 2				
0- 0	0- 0	0- 0	NEUTRAL	0- 0	0- 0	0- 0				

RPI 1-25				RPI 26-50				RPI 51-100				RPI 101+				Team's RPI: 330	
RPI	S	Opponent	Score	RPI	S	Opponent	Score	RPI	S	Opponent	Score	RPI	S	Opponent	Score		
8	A	Missouri St.	62 76	50	A	Bradley	51 82	66	A	UNI	60 76	110	A	Southern Ill.	60 99		
8	H	Missouri St.	55 81	50	H	Bradley	53 71	66	H	UNI	49 67	110	H	Southern Ill.	57 70		
25	A	Drake	44 108					75	A	Illinois St.	58 81	135	A	Valparaiso	54 72		
25	H	Drake	51 66					75	H	Illinois St.	51 68	135	H	Valparaiso	66 88		
								87	A	Southeast Mo. St.	60 83	153	A	Loyola Chicago	47 77		
												153	H	Loyola Chicago	61 71		
												172	A	Austin Peay	64 80		
												200	H	Eastern Ill.	44 90		
												204	A	Illinois	44 59		
												226	A	Miami (OH)	64 72		
												239	H	Murray St.	59 61		
												251	H	Marshall	66 62		
												275	A	Indiana St.	58 68		
												275	H	Indiana St.	58 70		
												338	A	SIUE	74 85		
												340	A	Purdue Fort Wayne	64 67		
												349	H	Chicago St.	76 42		
LAST 10 Division I																	
				50	H	Bradley	53 71					66	H	UNI	49 67		
				75	H	Illinois St.	51 68					25	H	Drake	51 66		
				275	H	Indiana St.	58 70					153	A	Loyola Chicago	47 77		
				110	A	Southern Ill.	60 99					135	A	Valparaiso	54 72		
				8	A	Missouri St.	62 76					275	A	Indiana St.	58 68		

Non-Div I Games: Brescia 77 61

Evansville

Average RPI Win: 184	WON-LOST	WINNING	LAST 10	STRENGTH OF	OPP. STRENGTH	TEAM	ADJ.	CONF.	ADJ CONF.
Average RPI Loss: 60	RECORD	PCT. RANK	GAMES	SCHEDULE	OF SCHEDULE	RPI	RPI	RPI	RPI
DIV. I ONLY	26- 3	9	9-1	196	106	36	36	15	15
DIV. I NON-CONF.	10- 2	29	0	117	23	35	35	14	14
TOTALS	RPI 1-25	RPI 26-50	W-L RECORDS	RPI 51-100	RPI 101-150	RPI 150+			
26- 3	0- 1	2- 1	OVERALL	4- 0	5- 1	15- 0			
11- 2	0- 0	2- 1	HOME	1- 0	1- 1	7- 0			
11- 1	0- 1	0- 0	AWAY	1- 0	3- 0	7- 0			
4- 0	0- 0	0- 0	NEUTRAL	2- 0	1- 0	1- 0			
10- 2	0- 1	2- 1	NON-CONFERENCE	2- 0	2- 0	4- 0			
3- 1	0- 0	2- 1	HOME	0- 0	0- 0	1- 0			
3- 1	0- 1	0- 0	AWAY	0- 0	1- 0	2- 0			
4- 0	0- 0	0- 0	NEUTRAL	2- 0	1- 0	1- 0			
16- 1	0- 0	0- 0	CONFERENCE	2- 0	3- 1	11- 0			
8- 1	0- 0	0- 0	HOME	1- 0	1- 1	6- 0			
8- 0	0- 0	0- 0	AWAY	1- 0	2- 0	5- 0			
0- 0	0- 0	0- 0	NEUTRAL	0- 0	0- 0	0- 0			

RPI 1-25				RPI 26-50				Team's RPI: 36		RPI 51-100				RPI 101+			
RPI	S	Opponent	Score	RPI	S	Opponent	Score			RPI	S	Opponent	Score	RPI	S	Opponent	Score
9	A	Princeton	53 67	26	H	Duke	78 56			68	N	South Fla.	81 77	118	A	Temple	93 67
				35	H	LSU	63 74			72	N	South Dakota St.	71 70	123	N	Notre Dame	69 60
				37	H	UCF	72 50			100	A	Liberty	74 65	126	A	North Florida	72 50
										100	H	Liberty	64 57	126	H	North Florida	76 65
														137	A	North Ala.	74 63
														137	H	North Ala.	55 61
														161	A	Jacksonville	81 68
														161	H	Jacksonville	77 64
														215	A	Houston	57 45
														222	A	Kennesaw St.	89 64
														222	H	Kennesaw St.	80 63
														224	A	Stetson	89 47
														224	H	Stetson	67 54
														246	A	Lipscomb	78 45
														246	H	Lipscomb	105 71
														246	H	Lipscomb	82 56
														278	N	Saint Francis (PA)	97 64
														308	A	FIU	100 54
														331	A	NJIT	68 39
														331	H	NJIT	82 39
														346	H	Central Conn. St.	94 60
LAST 10 Division I																	
				246	H	Lipscomb	105 71			246	A	Lipscomb	78 45				
				161	H	Jacksonville	77 64			224	H	Stetson	67 54				
				137	H	North Ala.	55 61			126	H	North Florida	76 65				
				331	A	NJIT	68 39			161	A	Jacksonville	81 68				
				222	A	Kennesaw St.	89 64			100	A	Liberty	74 65				

Non-Div I Games: Webber Int'l 99 48 Fla. Memorial 91 47 Johnson & Wales (FL89 56

FGCU

Loss, Non-Conf, S Site, H Home A Away N Neutral

Average RPI Win:	294	WON-LOST	WINNING	LAST 10	STRENGTH OF	OPP. STRENGTH	TEAM	ADJ.	CONF.	ADJ CONF.
Average RPI Loss:	157	RECORD	PCT. RANK	GAMES	SCHEDULE	OF SCHEDULE	RPI	RPI	RPI	RPI
DIV. I ONLY	6- 23	318	2-8	195	210	308	308	13	13	
DIV. I NON-CONF.	3- 8	268	0	202	337	295	295	16	16	
TOTALS	RPI 1-25	RPI 26-50	W-L RECORDS	RPI 51-100	RPI 101-150	RPI 150+				
6- 23	0- 0	0- 4	OVERALL	0- 3	0- 3	6- 13				
3- 14	0- 0	0- 2	HOME	0- 2	0- 2	3- 8				
3- 9	0- 0	0- 2	AWAY	0- 1	0- 1	3- 5				
0- 0	0- 0	0- 0	NEUTRAL	0- 0	0- 0	0- 0				
3- 8	0- 0	0- 1	NON-CONFERENCE	0- 0	0- 2	3- 5				
1- 7	0- 0	0- 1	HOME	0- 0	0- 2	1- 4				
2- 1	0- 0	0- 0	AWAY	0- 0	0- 0	2- 1				
0- 0	0- 0	0- 0	NEUTRAL	0- 0	0- 0	0- 0				
3- 15	0- 0	0- 3	CONFERENCE	0- 3	0- 1	3- 8				
2- 7	0- 0	0- 1	HOME	0- 2	0- 0	2- 4				
1- 8	0- 0	0- 2	AWAY	0- 1	0- 1	1- 4				
0- 0	0- 0	0- 0	NEUTRAL	0- 0	0- 0	0- 0				

RPI S	Opponent	Score	RPI S	Opponent	Score	RPI S	Opponent	Score	RPI S	Opponent	Score	Team's RPI: 308
28	A Western Ky.	51 71	54	H Rice	47 68	101	A UAB	58 71				
33	H Old Dominion	39 66	60	A Charlotte	31 49	112	H Bethune-Cookman	60 65				
36	H FGCU	54 100	60	H Charlotte	50 64	126	H North Florida	49 64				
45	A Middle Tenn.	56 72				161	A Jacksonville	52 77				
						172	H Austin Peay	56 58				
						186	H Northern Ky.	45 67				
						201	A Fla. Atlantic	42 54				
						201	H Fla. Atlantic	61 64				
						205	H Southern Miss.	53 58				
						220	A UTEP	34 64				
						223	H Brown	57 72				
						235	H North Texas	58 56				
						251	A Marshall	68 65				
						251	H Marshall	57 59				
						264	A Louisiana Tech	52 62				
						264	H Louisiana Tech	44 68				
						287	H Oakland	49 58				
						295	A N.C. Central	59 58				
						316	A Georgia St.	70 63				
						321	A UTSA	45 60				
						321	H UTSA	71 63				
						344	H Grambling	56 55				
LAST 10 Division I												
321	H UTSA	71 63	205	H Southern Miss.	53 58							
251	H Marshall	57 59	264	H Louisiana Tech	44 68							
60	A Charlotte	31 49	201	H Fla. Atlantic	61 64							
264	A Louisiana Tech	52 62	28	A Western Ky.	51 71							
201	A Fla. Atlantic	42 54	251	A Marshall	68 65							

Non-Div I Games:

FIU

■ Loss,
 ■ Non-Conf,
 ■ S Site,
 ■ H Home
 ■ A Away
 N Neutral

Fairfield

Through Games Of March 9, 2020

Average RPI Win:	269	WON-LOST	WINNING	LAST 10	STRENGTH OF	OPP. STRENGTH	TEAM	ADJ.	CONF.	ADJ CONF.
Average RPI Loss:	168	RECORD	PCT. RANK	GAMES	SCHEDULE	OF SCHEDULE	RPI	RPI	RPI	RPI
DIV. I ONLY	15- 14	159	4-6	318	232	227	227	24	24	
DIV. I NON-CONF.	3- 6	235	0	335	99	314	314	25	25	
TOTALS	RPI 1-25	RPI 26-50	W-L RECORDS	RPI 51-100	RPI 101-150	RPI 150+				
15- 14	0- 0	0- 0	OVERALL	1- 5	0- 1	14- 8				
10- 4	0- 0	0- 0	HOME	1- 1	0- 0	9- 3				
5- 10	0- 0	0- 0	AWAY	0- 4	0- 1	5- 5				
0- 0	0- 0	0- 0	NEUTRAL	0- 0	0- 0	0- 0				
3- 6	0- 0	0- 0	NON-CONFERENCE	0- 2	0- 1	3- 3				
2- 2	0- 0	0- 0	HOME	0- 0	0- 0	2- 2				
1- 4	0- 0	0- 0	AWAY	0- 2	0- 1	1- 1				
0- 0	0- 0	0- 0	NEUTRAL	0- 0	0- 0	0- 0				
12- 8	0- 0	0- 0	CONFERENCE	1- 3	0- 0	11- 5				
8- 2	0- 0	0- 0	HOME	1- 1	0- 0	7- 1				
4- 6	0- 0	0- 0	AWAY	0- 2	0- 0	4- 4				
0- 0	0- 0	0- 0	NEUTRAL	0- 0	0- 0	0- 0				

RPI S	Opponent	Score	RPI S	Opponent	Score	RPI S	Opponent	Score	RPI S	Opponent	Score	Team's RPI: 227
						52	A Marist	45 75	118	A Temple	59 77	
						52	H Marist	52 48	164	H Dartmouth	51 52	
						58	A St. John's (NY)	69 71	183	A Quinnipiac	62 76	
						62	A Seton Hall	44 74	183	H Quinnipiac	72 60	
						95	A Rider	52 60	188	A Manhattan	38 51	
						95	H Rider	60 68	188	H Manhattan	87 47	
									209	A Rhode Island	41 74	
									223	H Brown	44 58	
									254	A Iona	52 40	
									254	H Iona	52 59	
									276	A Siena	65 35	
									276	H Siena	58 46	
									292	A Niagara	77 65	
									292	H Niagara	71 49	
									294	A Monmouth	40 39	
									294	H Monmouth	49 38	
									317	A Saint Peter's	63 66	
									317	H Saint Peter's	67 48	
									320	H Navy	66 52	
									328	H Hofstra	73 64	
									333	A LIU Brooklyn	53 51	
									337	A Canisius	63 70	
									337	H Canisius	72 70	
LAST 10 Division I												
			292	H Niagara	71 49		183	H Quinnipiac	72 60			
			276	H Siena	58 46		317	A Saint Peter's	63 66			
			188	A Manhattan	38 51		254	H Iona	52 59			
			95	H Rider	60 68		294	A Monmouth	40 39			
			52	A Marist	45 75		337	A Canisius	63 70			

Non-Div I Games:

Fairfield

■ Loss,
 ■ Non-Conf,
 ■ S Site,
 ■ H Home
 ■ A Away
 N Neutral

Ralphie Brown				Through Games Of March 9, 1910						
Average RPI Win:	301	WON-LOST	WINNING	LAST 10	STRENGTH OF	OPP. STRENGTH	TEAM	ADJ.	CONF.	ADJ CONF.
Average RPI Loss:	225	RECORD	PCT. RANK	GAMES	SCHEDULE	OF SCHEDULE	RPI	RPI	RPI	RPI
DIV. I ONLY	13- 17	210	6-4		346	345	302	302	30	30
DIV. I NON-CONF.	3- 8	268	0		330	330	328	328	30	30
TOTALS	RPI 1-25		RPI 26-50	W-L RECORDS		RPI 51-100	RPI 101-150		RPI 150+	
13- 17	0- 0		0- 0	OVERALL		0- 0	0- 2		13- 15	
7- 8	0- 0		0- 0	HOME		0- 0	0- 1		7- 7	
6- 9	0- 0		0- 0	AWAY		0- 0	0- 1		6- 8	
0- 0	0- 0		0- 0	NEUTRAL		0- 0	0- 0		0- 0	
3- 8	0- 0		0- 0	NON-CONFERENCE		0- 0	0- 0		3- 8	
1- 4	0- 0		0- 0	HOME		0- 0	0- 0		1- 4	
2- 4	0- 0		0- 0	AWAY		0- 0	0- 0		2- 4	
0- 0	0- 0		0- 0	NEUTRAL		0- 0	0- 0		0- 0	
10- 9	0- 0		0- 0	CONFERENCE		0- 0	0- 2		10- 7	
6- 4	0- 0		0- 0	HOME		0- 0	0- 1		6- 3	
4- 5	0- 0		0- 0	AWAY		0- 0	0- 1		4- 4	
0- 0	0- 0		0- 0	NEUTRAL		0- 0	0- 0		0- 0	

[illegible]

Non-Div I Games:

Fairleigh Dickinson

Loss, Non-Conf, S Site, H Home A Away N Neutral

RPI	S	Opponent	Score	
333	A	LIU Brooklyn	63	68
333	H	LIU Brooklyn	64	50
346	A	Central Conn. St.	63	55
346	H	Central Conn. St.	66	47

Fairleigh Dickinson

F
a
i
r
l
e
i
g
h
D
i
c
k
i
n
s
o
n

F
a
i
r
l
e
i
g
h
D
i
c
k
i
n
s
o
n

Fla. Atlantic

Through Games Of March 9, 2020

Average RPI Win:	241	WON-LOST	WINNING	LAST 10	STRENGTH OF	OPP. STRENGTH	TEAM	ADJ.	CONF.	ADJ CONF.
Average RPI Loss:	112	RECORD	PCT. RANK	GAMES	SCHEDULE	OF SCHEDULE	RPI	RPI	RPI	RPI
DIV. I ONLY	13- 16	202	4-6	155	149	201	201	13	13	
DIV. I NON-CONF.	6- 5	151	0	219	193	193	193	16	16	
TOTALS	RPI 1-25	RPI 26-50	W-L RECORDS	RPI 51-100	RPI 101-150	RPI 150+				
13- 16	0- 1	0- 5	OVERALL	1- 1	2- 4	10- 5				
9- 7	0- 0	0- 2	HOME	1- 1	0- 2	8- 2				
4- 9	0- 1	0- 3	AWAY	0- 0	2- 2	2- 3				
0- 0	0- 0	0- 0	NEUTRAL	0- 0	0- 0	0- 0				
6- 5	0- 1	0- 0	NON-CONFERENCE	0- 0	2- 3	4- 1				
4- 3	0- 0	0- 0	HOME	0- 0	0- 2	4- 1				
2- 2	0- 1	0- 0	AWAY	0- 0	2- 1	0- 0				
0- 0	0- 0	0- 0	NEUTRAL	0- 0	0- 0	0- 0				
7- 11	0- 0	0- 5	CONFERENCE	1- 1	0- 1	6- 4				
5- 4	0- 0	0- 2	HOME	1- 1	0- 0	4- 1				
2- 7	0- 0	0- 3	AWAY	0- 0	0- 1	2- 3				
0- 0	0- 0	0- 0	NEUTRAL	0- 0	0- 0	0- 0				

RPI	S	Opponent	Score	RPI	S	Opponent	Score	RPI	S	Opponent	Score	RPI	S	Opponent	Score	Team's RPI: 201
15	A	Iowa	53 85	28	A	Western Ky.	59 68	54	H	Rice	69 78	101	A	UAB	73 92	
				28	H	Western Ky.	56 69	60	H	Charlotte	65 44	121	H	Harvard	51 65	
				33	A	Old Dominion	49 60					127	A	Richmond	55 57	
				33	H	Old Dominion	63 75					131	H	Kansas	60 90	
				45	A	Middle Tenn.	66 81					138	A	Hampton	64 63	
												144	A	Western Mich.	80 79	
												195	H	Furman	63 69	
												205	A	Southern Miss.	55 59	
												205	H	Southern Miss.	67 71	
												208	H	Little Rock	79 72	
												220	A	UTEP	65 96	
												235	H	North Texas	84 78	
												251	A	Marshall	75 85	
												251	H	Marshall	68 50	
												264	H	Louisiana Tech	77 75	
												276	H	Siena	83 39	
												279	H	Loyola Maryland	72 61	
												308	A	FIU	64 61	
												308	H	FIU	54 42	
												321	A	UTSA	80 53	
												346	H	Central Conn. St.	72 54	
LAST 10 Division I																
251	H	Marshall	68 50	264	H	Louisiana Tech	77 75									
205	A	Southern Miss.	55 59	205	H	Southern Miss.	67 71									
33	A	Old Dominion	49 60	308	A	FIU	64 61									
28	H	Western Ky.	56 69	251	A	Marshall	75 85									
308	H	FIU	54 42	28	A	Western Ky.	59 68									

Non-Div I Games:

Fla. Atlantic

Loss, Non-Conf, S Site, H Home A Away N Neutral

Average RPI Win:	214	WON-LOST	WINNING	LAST 10	STRENGTH OF	OPP. STRENGTH	TEAM	ADJ.	CONF.	ADJ CONF.
Average RPI Loss:	48	RECORD	PCT. RANK	GAMES	SCHEDULE	OF SCHEDULE	RPI	RPI	RPI	RPI
DIV. I ONLY	15- 15	173	4-6	98	52	139	139	4	4	
DIV. I NON-CONF.	9- 4	84	0	310	198	190	190	5	5	
TOTALS	RPI 1-25	RPI 26-50	W-L RECORDS	RPI 51-100	RPI 101-150	RPI 150+				
15- 15	1- 5	1- 4	OVERALL	0- 4	3- 2	10- 0				
9- 7	0- 3	1- 2	HOME	0- 2	2- 0	6- 0				
5- 6	1- 2	0- 1	AWAY	0- 2	1- 1	3- 0				
1- 2	0- 0	0- 1	NEUTRAL	0- 0	0- 1	1- 0				
9- 4	0- 1	0- 1	NON-CONFERENCE	0- 0	1- 2	8- 0				
6- 2	0- 1	0- 1	HOME	0- 0	1- 0	5- 0				
2- 1	0- 0	0- 0	AWAY	0- 0	0- 1	2- 0				
1- 1	0- 0	0- 0	NEUTRAL	0- 0	0- 1	1- 0				
6- 11	1- 4	1- 3	CONFERENCE	0- 4	2- 0	2- 0				
3- 5	0- 2	1- 1	HOME	0- 2	1- 0	1- 0				
3- 5	1- 2	0- 1	AWAY	0- 2	1- 0	1- 0				
0- 1	0- 0	0- 1	NEUTRAL	0- 0	0- 0	0- 0				

RPI	S	Opponent	Score	RPI	S	Opponent	Score	RPI	S	Opponent	Score	RPI	S	Opponent	Score	Team's RPI: 139
1	H	South Carolina	67 100	29	A	Arkansas	57 79	64	H	Tennessee	50 78	115	A	Auburn	83 63	
10	A	Mississippi St.	47 93	29	H	Arkansas	83 80	65	A	Georgia	59 65	117	N	Wake Forest	68 73	
14	H	Indiana	49 73	31	H	Florida St.	55 66	65	H	Georgia	43 49	128	H	Vanderbilt	68 60	
22	A	Texas A&M	42 69	35	H	LSU	68 77	73	A	Alabama	62 69	131	A	Kansas	66 76	
24	A	Kentucky	70 62	35	N	LSU	59 73					140	H	Davidson	55 50	
24	H	Kentucky	45 65									151	H	Samford	84 48	
												175	A	Missouri	75 67	
												269	N	Xavier	67 64	
												271	H	Longwood	71 54	
												299	H	Ole Miss	74 72	
												303	H	Presbyterian	60 46	
												304	A	Prairie View	51 44	
												324	H	Mercer	71 50	
												339	H	Florida A&M	84 40	
												344	A	Grambling	72 65	
LAST 10 Division I																
35	N	LSU	59 73	175	A	Missouri	75 67									
65	A	Georgia	59 65	299	H	Ole Miss	74 72									
1	H	South Carolina	67 100	65	H	Georgia	43 49									
29	H	Arkansas	83 80	24	A	Kentucky	70 62									
73	A	Alabama	62 69	35	H	LSU	68 77									

Non-Div I Games:

Florida

■ Loss,
■ Non-Conf,
■ S Site,
■ H Home
■ A Away
N Neutral

Average RPI Win:	338	WON-LOST	WINNING	LAST 10	STRENGTH OF	OPP. STRENGTH	TEAM	ADJ.	CONF.	ADJ CONF.
Average RPI Loss:	212	RECORD	PCT. RANK	GAMES	SCHEDULE	OF SCHEDULE	RPI	RPI	RPI	RPI
DIV. I ONLY	4- 21	328	2-8	297	350	339	339	29	29	
DIV. I NON-CONF.	0- 9	338	0	281	344	348	348	29	29	
TOTALS	RPI 1-25	RPI 26-50	W-L RECORDS	RPI 51-100	RPI 101-150	RPI 150+				
4- 21	0- 0	0- 1	OVERALL	0- 0	0- 4	4- 16				
2- 8	0- 0	0- 0	HOME	0- 0	0- 1	2- 7				
2- 13	0- 0	0- 1	AWAY	0- 0	0- 3	2- 9				
0- 0	0- 0	0- 0	NEUTRAL	0- 0	0- 0	0- 0				
0- 9	0- 0	0- 1	NON-CONFERENCE	0- 0	0- 2	0- 6				
0- 2	0- 0	0- 0	HOME	0- 0	0- 0	0- 2				
0- 7	0- 0	0- 1	AWAY	0- 0	0- 2	0- 4				
0- 0	0- 0	0- 0	NEUTRAL	0- 0	0- 0	0- 0				
4- 12	0- 0	0- 0	CONFERENCE	0- 0	0- 2	4- 10				
2- 6	0- 0	0- 0	HOME	0- 0	0- 1	2- 5				
2- 6	0- 0	0- 0	AWAY	0- 0	0- 1	2- 5				
0- 0	0- 0	0- 0	NEUTRAL	0- 0	0- 0	0- 0				

RPI 1-25			RPI 26-50			RPI 51-100			RPI 101+			Team's RPI: 339
RPI	S	Opponent	Score	RPI	S	Opponent	Score	RPI	S	Opponent	Score	
				35	A	LSU	45 73					
								112	A	Bethune-Cookman	64 66	
								112	H	Bethune-Cookman	57 78	
								134	A	Texas Tech	60 98	
								139	A	Florida	40 84	
								158	A	Norfolk St.	51 59	
								158	H	Norfolk St.	62 69	
								161	H	Jacksonville	54 88	
								165	A	N.C. A&T	44 71	
								165	H	N.C. A&T	49 66	
								232	H	Morgan St.	47 59	
								234	H	Alabama A&M	53 77	
								248	A	Jacksonville St.	67 72	
								262	A	Howard	58 72	
								262	H	Howard	56 82	
								277	A	Delaware St.	53 61	
								295	A	N.C. Central	57 66	
								295	H	N.C. Central	70 71	
								318	A	UMES	81 71	
								322	A	Alcorn	42 58	
								326	A	USC Upstate	61 74	
								335	H	Coppin St.	58 48	
								350	A	South Carolina St.	44 39	
								350	H	South Carolina St.	57 45	
								351	A	Mississippi Val.	70 71	
LAST 10 Division I												
				112	A	Bethune-Cookman	64 66	165	H	N.C. A&T	49 66	
				350	H	South Carolina St.	57 45	262	H	Howard	56 82	
				158	H	Norfolk St.	62 69	112	H	Bethune-Cookman	57 78	
				318	A	UMES	81 71	158	A	Norfolk St.	51 59	
				277	A	Delaware St.	53 61	262	A	Howard	58 72	

Non-Div I Games: Johnson (FL) 102 40 Trinity Baptist 103 54

Florida A&M

■ Loss,
 ■ Non-Conf, S Site,
 ■ Home
 ■ Away
 N Neutral

Average RPI Win:	130	WON-LOST	WINNING	LAST 10	STRENGTH OF	OPP. STRENGTH	TEAM	ADJ.	CONF.	ADJ CONF.
Average RPI Loss:	62	RECORD	PCT. RANK	GAMES	SCHEDULE	OF SCHEDULE	RPI	RPI	RPI	RPI
DIV. I ONLY	24- 8	40	6-4	63	39	31	31	5	5	
DIV. I NON-CONF.	11- 0	1	0	142	48	11	11	4	4	
TOTALS	RPI 1-25	RPI 26-50	W-L RECORDS	RPI 51-100	RPI 101-150	RPI 150+				
24- 8	3- 2	3- 1	OVERALL	2- 4	9- 1	7- 0				
12- 3	0- 0	1- 0	HOME	2- 2	5- 1	4- 0				
8- 4	1- 1	1- 1	AWAY	0- 2	3- 0	3- 0				
4- 1	2- 1	1- 0	NEUTRAL	0- 0	1- 0	0- 0				
11- 0	1- 0	2- 0	NON-CONFERENCE	1- 0	3- 0	4- 0				
6- 0	0- 0	0- 0	HOME	1- 0	2- 0	3- 0				
3- 0	0- 0	1- 0	AWAY	0- 0	1- 0	1- 0				
2- 0	1- 0	1- 0	NEUTRAL	0- 0	0- 0	0- 0				
13- 8	2- 2	1- 1	CONFERENCE	1- 4	6- 1	3- 0				
6- 3	0- 0	1- 0	HOME	1- 2	3- 1	1- 0				
5- 4	1- 1	0- 1	AWAY	0- 2	2- 0	2- 0				
2- 1	1- 1	0- 0	NEUTRAL	0- 0	1- 0	0- 0				

RPI 1-25				RPI 26-50				Team's RPI: 31	RPI 51-100				RPI 101+			
RPI	S	Opponent	Score	RPI	S	Opponent	Score		RPI	S	Opponent	Score	RPI	S	Opponent	Score
7	A	Louisville	67 59	26	A	Duke	64 66		58	H	St. John's (NY)	74 70	103	H	Michigan St.	78 68
7	N	Louisville	62 60	34	N	Michigan	79 69		61	H	Boston College	56 65	117	A	Wake Forest	70 65
16	A	NC State	51 68	35	A	LSU	70 62		76	H	Virginia	63 55	117	H	Wake Forest	78 67
16	N	NC State	66 71	41	H	Virginia Tech	86 62		79	A	Georgia Tech	62 65	117	N	Wake Forest	76 47
22	N	Texas A&M	80 58						79	H	Georgia Tech	52 67	120	A	Miami (FL)	73 62
									98	A	Syracuse	89 90	120	H	Miami (FL)	79 61
													123	H	Notre Dame	67 70
													126	H	North Florida	70 41
													139	A	Florida	66 55
													150	H	North Carolina	78 64
													151	H	Samford	88 59
													161	H	Jacksonville	75 41
													221	A	Clemson	81 64
													221	H	Clemson	81 54
													286	A	Pittsburgh	66 41
													341	A	UIC	86 42
													343	H	Charleston So.	88 36
LAST 10 Division I																
16	N	NC State	66 71	79	A	Georgia Tech	62 65									
7	N	Louisville	62 60	117	H	Wake Forest	78 67									
117	N	Wake Forest	76 47	26	A	Duke	64 66									
123	H	Notre Dame	67 70	76	H	Virginia	63 55									
221	H	Clemson	81 54	7	A	Louisville	67 59									

Non-Div I Games:

Florida St.

■ Loss,
 ■ Non-Conf,
 ■ S Site,
 ■ H Home
 ■ A Away
 N Neutral

Average RPI Win: 171	WON-LOST	WINNING	LAST 10	STRENGTH OF	OPP. STRENGTH	TEAM	ADJ.	CONF.	ADJ CONF.
Average RPI Loss: 104	RECORD	PCT. RANK	GAMES	SCHEDULE	OF SCHEDULE	RPI	RPI	RPI	RPI
DIV. I ONLY	21- 11	75	7-3	122	99	88	88	12	12
DIV. I NON-CONF.	8- 5	117	0	164	64	124	124	12	12
TOTALS	RPI 1-25	RPI 26-50	W-L RECORDS	RPI 51-100	RPI 101-150	RPI 150+			
21- 11	0- 0	1- 2	OVERALL	2- 4	7- 4	11- 1			
14- 2	0- 0	1- 0	HOME	1- 1	3- 1	9- 0			
5- 7	0- 0	0- 1	AWAY	1- 2	2- 3	2- 1			
2- 2	0- 0	0- 1	NEUTRAL	0- 1	2- 0	0- 0			
8- 5	0- 0	0- 1	NON-CONFERENCE	1- 1	2- 2	5- 1			
5- 2	0- 0	0- 0	HOME	0- 1	1- 1	4- 0			
2- 2	0- 0	0- 0	AWAY	1- 0	0- 1	1- 1			
1- 1	0- 0	0- 1	NEUTRAL	0- 0	1- 0	0- 0			
13- 6	0- 0	1- 1	CONFERENCE	1- 3	5- 2	6- 0			
9- 0	0- 0	1- 0	HOME	1- 0	2- 0	5- 0			
3- 5	0- 0	0- 1	AWAY	0- 2	2- 2	1- 0			
1- 1	0- 0	0- 0	NEUTRAL	0- 1	1- 0	0- 0			

RPI S	Opponent	Score	RPI S	Opponent	Score	RPI S	Opponent	Score	RPI S	Opponent	Score
29 N	Arkansas	59 71	60 A	Charlotte	76 51	107 N	Lehigh	59 57	107 N	Lehigh	59 57
39 A	Dayton	44 48	83 H	Villanova	66 73	119 A	Columbia	51 70	119 A	Columbia	51 70
39 H	Dayton	50 38	85 A	Saint Louis	49 59	123 H	Notre Dame	55 60	123 H	Notre Dame	55 60
			85 H	Saint Louis	66 54	127 A	Richmond	64 47	127 A	Richmond	64 47
			89 A	VCU	52 62	130 A	Duquesne	63 74	130 A	Duquesne	63 74
			89 N	VCU	55 60	130 N	Duquesne	54 47	130 N	Duquesne	54 47
						140 A	Davidson	62 74	140 A	Davidson	62 74
						140 H	Davidson	47 46	140 H	Davidson	47 46
						143 H	George Washington	53 47	143 H	George Washington	53 47
						145 H	Northeastern	74 58	145 H	Northeastern	74 58
						149 A	Massachusetts	69 64	149 A	Massachusetts	69 64
						151 H	Samford	68 37	151 H	Samford	68 37
						188 A	Manhattan	51 45	188 A	Manhattan	51 45
						194 H	La Salle	62 45	194 H	La Salle	62 45
						209 H	Rhode Island	60 50	209 H	Rhode Island	60 50
						215 H	Houston	63 54	215 H	Houston	63 54
						219 A	Penn St.	59 72	219 A	Penn St.	59 72
						231 H	Southern U.	65 52	231 H	Southern U.	65 52
						236 H	Saint Joseph's	67 45	236 H	Saint Joseph's	67 45
						236 H	Saint Joseph's	59 36	236 H	Saint Joseph's	59 36
						250 A	George Mason	66 54	250 A	George Mason	66 54
						260 H	Georgetown	67 54	260 H	Georgetown	67 54
						298 H	St. Bonaventure	79 53	298 H	St. Bonaventure	79 53
LAST 10 Division I											
89 N	VCU	55 60	39 H	Dayton	50 38						
130 N	Duquesne	54 47	85 A	Saint Louis	49 59						
236 H	Saint Joseph's	59 36	127 A	Richmond	64 47						
236 H	Saint Joseph's	67 45	140 H	Davidson	47 46						
130 A	Duquesne	63 74	149 A	Massachusetts	69 64						

Non-Div I Games:

Fordham

■ Loss,
 ■ Non-Conf,
 S Site,
 ■ Home
 ■ Away
 N Neutral

**F
r
e
s
n
o
s
t
.**

F
r
e
s
n
o
s
t
.

Page 102

Average RPI Win: 244	WON-LOST	WINNING	LAST 10	STRENGTH OF	OPP. STRENGTH	TEAM	ADJ.	CONF.	ADJ CONF.
Average RPI Loss: 173	RECORD	PCT. RANK	GAMES	SCHEDULE	OF SCHEDULE	RPI	RPI	RPI	RPI
DIV. I ONLY	16- 12	131	5-5	326	195	195	195	27	27
DIV. I NON-CONF.	7- 5	131	0	242	73	134	134	21	21
TOTALS	RPI 1-25	RPI 26-50	W-L RECORDS	RPI 51-100	RPI 101-150	RPI 150+			
16- 12	0- 0	0- 1	OVERALL	0- 1	2- 3	14- 7			
8- 3	0- 0	0- 0	HOME	0- 0	1- 1	7- 2			
6- 8	0- 0	0- 1	AWAY	0- 1	1- 2	5- 4			
2- 1	0- 0	0- 0	NEUTRAL	0- 0	0- 0	2- 1			
7- 5	0- 0	0- 1	NON-CONFERENCE	0- 1	2- 1	5- 2			
3- 1	0- 0	0- 0	HOME	0- 0	1- 0	2- 1			
3- 4	0- 0	0- 1	AWAY	0- 1	1- 1	2- 1			
1- 0	0- 0	0- 0	NEUTRAL	0- 0	0- 0	1- 0			
9- 7	0- 0	0- 0	CONFERENCE	0- 0	0- 2	9- 5			
5- 2	0- 0	0- 0	HOME	0- 0	0- 1	5- 1			
3- 4	0- 0	0- 0	AWAY	0- 0	0- 1	3- 3			
1- 1	0- 0	0- 0	NEUTRAL	0- 0	0- 0	1- 1			

RPI S	Opponent	Score	RPI S	Opponent	Score	RPI S	Opponent	Score	RPI S	Opponent	Score	Team's RPI: 195
45	A Middle Tenn.	62 78	65	A Georgia	48 77	127	A Richmond	70 69	128	A Vanderbilt	46 74	
						138	H Hampton	70 65	142	A UNC Greensboro	53 61	
						142	H UNC Greensboro	53 59	151	A Samford	72 59	
						151	H Samford	77 69	151	N Samford	45 75	
						160	A Gardner-Webb	72 67	171	H Elon	76 87	
						201	A Fla. Atlantic	69 63	207	A Chattanooga	52 60	
						207	H Chattanooga	63 69	221	A Clemson	71 77	
						236	N Saint Joseph's	63 48	273	A Wofford	62 66	
						273	H Wofford	62 56	273	N Wofford	68 54	
						288	A ETSU	81 62	288	H ETSU	67 47	
						289	H Ga. Southern	78 63	316	H Georgia St.	62 55	
						324	A Mercer	55 61	324	H Mercer	62 49	
						342	A Western Caro.	69 59	342	H Western Caro.	69 59	
						342	H Western Caro.	69 53				
LAST 10 Division I												
	151	N Samford	45	75	288	H ETSU	67	47				
	273	N Wofford	68	54	207	H Chattanooga	63	69				
	273	H Wofford	62	56	324	A Mercer	55	61				
	142	A UNC Greensboro	53	61	151	A Samford	72	59				
	342	A Western Caro.	69	59	273	A Wofford	62	66				

Non-Div I Games: North Greenville 88 51 Newberry 62 43 UNKNOWN 88 24

Furman

Loss, Non-Conf, S Site, H Home A Away N Neutral

Average RPI Win:	285	WON-LOST	WINNING	LAST 10	STRENGTH OF	OPP. STRENGTH	TEAM	ADJ.	CONF.	ADJ CONF.
Average RPI Loss:	185	RECORD	PCT. RANK	GAMES	SCHEDULE	OF SCHEDULE	RPI	RPI	RPI	RPI
DIV. I ONLY	10- 19	270	4-6	295	283	289	289	21	21	
DIV. I NON-CONF.	3- 8	268	0	284	332	293	293	19	19	
TOTALS	RPI 1-25	RPI 26-50	W-L RECORDS	RPI 51-100	RPI 101-150	RPI 150+				
10- 19	0- 0	0- 1	OVERALL	0- 3	0- 2	10- 13				
5- 6	0- 0	0- 1	HOME	0- 1	0- 0	5- 4				
4- 12	0- 0	0- 0	AWAY	0- 1	0- 2	4- 9				
1- 1	0- 0	0- 0	NEUTRAL	0- 1	0- 0	1- 0				
3- 8	0- 0	0- 0	NON-CONFERENCE	0- 1	0- 1	3- 6				
0- 2	0- 0	0- 0	HOME	0- 0	0- 0	0- 2				
2- 5	0- 0	0- 0	AWAY	0- 0	0- 1	2- 4				
1- 1	0- 0	0- 0	NEUTRAL	0- 1	0- 0	1- 0				
7- 11	0- 0	0- 1	CONFERENCE	0- 2	0- 1	7- 7				
5- 4	0- 0	0- 1	HOME	0- 1	0- 0	5- 2				
2- 7	0- 0	0- 0	AWAY	0- 1	0- 1	2- 5				
0- 0	0- 0	0- 0	NEUTRAL	0- 0	0- 0	0- 0				

[illegible]

Non-Div I Games:

Ga. Southern

Loss, Non-Conf, S Site, H Home A Away N Neutral

Gardner-Webb

Through Games Of March 9, 2020

Average RPI Win:	259	WON-LOST	WINNING	LAST 10	STRENGTH OF	OPP. STRENGTH	TEAM	ADJ.	CONF.	ADJ CONF.
Average RPI Loss:	168	RECORD	PCT. RANK	GAMES	SCHEDULE	OF SCHEDULE	RPI	RPI	RPI	RPI
DIV. I ONLY	18- 11	102	8-2	279	293	160	160	25	25	
DIV. I NON-CONF.	5- 4	140	0	249	199	170	170	28	28	
TOTALS	RPI 1-25	RPI 26-50	W-L RECORDS	RPI 51-100	RPI 101-150	RPI 150+				
18- 11	0- 0	0- 1	OVERALL	0- 2	2- 2	16- 6				
11- 3	0- 0	0- 0	HOME	0- 0	2- 0	9- 3				
7- 8	0- 0	0- 1	AWAY	0- 2	0- 2	7- 3				
0- 0	0- 0	0- 0	NEUTRAL	0- 0	0- 0	0- 0				
5- 4	0- 0	0- 1	NON-CONFERENCE	0- 2	0- 0	5- 1				
3- 1	0- 0	0- 0	HOME	0- 0	0- 0	3- 1				
2- 3	0- 0	0- 1	AWAY	0- 2	0- 0	2- 0				
0- 0	0- 0	0- 0	NEUTRAL	0- 0	0- 0	0- 0				
13- 7	0- 0	0- 0	CONFERENCE	0- 0	2- 2	11- 5				
8- 2	0- 0	0- 0	HOME	0- 0	2- 0	6- 2				
5- 5	0- 0	0- 0	AWAY	0- 0	0- 2	5- 3				
0- 0	0- 0	0- 0	NEUTRAL	0- 0	0- 0	0- 0				

RPI 1-25				RPI 26-50				RPI 51-100				RPI 101+				Team's RPI: 160	
RPI	S	Opponent	Score	RPI	S	Opponent	Score	RPI	S	Opponent	Score	RPI	S	Opponent	Score		
				41	A	Virginia Tech	65 87	60	A	Charlotte	49 74	132	A	Campbell	44 48		
								65	A	Georgia	56 84	132	H	Campbell	77 69		
												138	A	Hampton	58 63		
												138	H	Hampton	70 59		
												169	A	Radford	51 65		
												169	H	Radford	73 84		
												180	A	High Point	62 46		
												180	H	High Point	70 57		
												185	H	Delaware	67 65		
												195	H	Furman	67 72		
												211	A	Appalachian St.	67 56		
												258	A	UNC Asheville	65 59		
												258	H	UNC Asheville	85 55		
												271	A	Longwood	70 80		
												271	H	Longwood	73 70		
												273	H	Wofford	67 53		
												282	A	Winthrop	54 49		
												282	H	Winthrop	71 59		
												303	A	Presbyterian	49 64		
												303	H	Presbyterian	53 56		
LAST 10 Division I																	
				132	H	Campbell	77 69	180	A	High Point	62 46	324	A	Mercer	65 62		
				326	A	USC Upstate	70 59	271	H	Longwood	73 70	326	A	USC Upstate	70 59		
				258	H	UNC Asheville	85 55	138	H	Hampton	70 59	326	H	USC Upstate	63 53		
				282	A	Winthrop	54 49	169	A	Radford	51 65	342	H	Western Caro.	88 62		
				303	A	Presbyterian	49 64	343	H	Charleston So.	67 45	343	A	Charleston So.	79 52		
												343	H	Charleston So.	67 45		

Non-Div I Games:

Gardner-Webb

■ Loss,
 ■ Non-Conf,
 ■ S Site,
 ■ H Home
 ■ A Away
 N Neutral

George Mason

Through Games Of March 9, 2020

Average RPI Win:	232	WON-LOST	WINNING	LAST 10	STRENGTH OF	OPP. STRENGTH	TEAM	ADJ.	CONF.	ADJ CONF.
Average RPI Loss:	133	RECORD	PCT. RANK	GAMES	SCHEDULE	OF SCHEDULE	RPI	RPI	RPI	RPI
DIV. I ONLY	9- 21	287	2-8	146	150	250	250	12	12	
DIV. I NON-CONF.	6- 7	182	0	166	285	188	188	12	12	
TOTALS	RPI 1-25	RPI 26-50	W-L RECORDS	RPI 51-100	RPI 101-150	RPI 150+				
9- 21	0- 0	0- 4	OVERALL	0- 6	2- 4	7- 7				
4- 10	0- 0	0- 2	HOME	0- 3	2- 2	2- 3				
5- 10	0- 0	0- 1	AWAY	0- 3	0- 2	5- 4				
0- 1	0- 0	0- 1	NEUTRAL	0- 0	0- 0	0- 0				
6- 7	0- 0	0- 3	NON-CONFERENCE	0- 1	0- 0	6- 3				
2- 4	0- 0	0- 2	HOME	0- 0	0- 0	2- 2				
4- 2	0- 0	0- 0	AWAY	0- 1	0- 0	4- 1				
0- 1	0- 0	0- 1	NEUTRAL	0- 0	0- 0	0- 0				
3- 14	0- 0	0- 1	CONFERENCE	0- 5	2- 4	1- 4				
2- 6	0- 0	0- 0	HOME	0- 3	2- 2	0- 1				
1- 8	0- 0	0- 1	AWAY	0- 2	0- 2	1- 3				
0- 0	0- 0	0- 0	NEUTRAL	0- 0	0- 0	0- 0				

RPI S	Opponent	Score	RPI S	Opponent	Score	RPI S	Opponent	Score	RPI S	Opponent	Score	Team's RPI: 250
39	A Dayton	55 59	41	H Virginia Tech	58 77	85	A Saint Louis	61 69	127	H Richmond	70 75	
49	H Bucknell	51 64	48	H Fordham	54 66	85	H Saint Louis	51 64	130	A Duquesne	63 84	
50	N Bradley	59 61	89	A VCU	36 48	88	H Fordham	54 66	140	H Davidson	69 76	
			89	H VCU	63 82	89	H VCU	63 82	143	A George Washington	57 62	
			96	A Coastal Caro.	59 74	96	A Coastal Caro.	59 74	143	H George Washington	70 60	
									149	H Massachusetts	73 56	
									185	A Delaware	44 63	
									194	A La Salle	65 77	
									194	H La Salle	59 64	
									199	H UMKC	58 64	
									203	H American	73 55	
									209	A Rhode Island	42 47	
									219	A Penn St.	78 68	
									228	A SMU	59 58	
									236	A Saint Joseph's	54 49	
									259	A Col. of Charleston	72 61	
									262	H Howard	75 86	
									298	A St. Bonaventure	47 62	
									320	A Navy	67 58	
									332	H Detroit Mercy	75 62	
LAST 10 Division I												
85	A Saint Louis	61 69	143	A George Washington	57 62							
194	H La Salle	59 64	85	H Saint Louis	51 64							
89	A VCU	36 48	149	H Massachusetts	73 56							
236	A Saint Joseph's	54 49	209	A Rhode Island	42 47							
127	H Richmond	70 75	194	A La Salle	65 77							

Non-Div I Games:

George Mason

■ Loss,
 ■ Non-Conf,
 S Site,
 ■ Home
 ■ Away
 N Neutral

George Washington

Through Games Of March 9, 2020

Average RPI Win:	183	WON-LOST	WINNING	LAST 10	STRENGTH OF	OPP. STRENGTH	TEAM	ADJ.	CONF.	ADJ CONF.
Average RPI Loss:	113	RECORD	PCT. RANK	GAMES	SCHEDULE	OF SCHEDULE	RPI	RPI	RPI	RPI
DIV. I ONLY	14- 16	190	5-5	91	105	143	143	12	12	
DIV. I NON-CONF.	6- 7	182	0	81	71	118	118	12	12	
TOTALS	RPI 1-25	RPI 26-50	W-L RECORDS	RPI 51-100	RPI 101-150	RPI 150+				
14- 16	0- 2	0- 3	OVERALL	2- 3	4- 4	8- 4				
7- 8	0- 1	0- 2	HOME	0- 2	3- 2	4- 1				
7- 8	0- 1	0- 1	AWAY	2- 1	1- 2	4- 3				
0- 0	0- 0	0- 0	NEUTRAL	0- 0	0- 0	0- 0				
6- 7	0- 2	0- 1	NON-CONFERENCE	1- 1	0- 2	5- 1				
2- 4	0- 1	0- 1	HOME	0- 1	0- 1	2- 0				
4- 3	0- 1	0- 0	AWAY	1- 0	0- 1	3- 1				
0- 0	0- 0	0- 0	NEUTRAL	0- 0	0- 0	0- 0				
8- 9	0- 0	0- 2	CONFERENCE	1- 2	4- 2	3- 3				
5- 4	0- 0	0- 1	HOME	0- 1	3- 1	2- 1				
3- 5	0- 0	0- 1	AWAY	1- 1	1- 1	1- 2				
0- 0	0- 0	0- 0	NEUTRAL	0- 0	0- 0	0- 0				

RPI 1-25				RPI 26-50				RPI 51-100				RPI 101+ Team's RPI: 143			
RPI	S	Opponent	Score	RPI	S	Opponent	Score	RPI	S	Opponent	Score	RPI	S	Opponent	Score
3	A	Maryland	54 88	30	H	James Madison	50 69	83	A	Villanova	68 56	104	H	William & Mary	51 63
9	H	Princeton	50 75	39	A	Dayton	44 50	85	H	Saint Louis	45 59	107	A	Lehigh	53 59
				39	H	Dayton	50 66	88	A	Fordham	47 53	127	H	Richmond	50 40
								89	A	VCU	56 55	127	H	Richmond	49 57
								92	H	Minnesota	50 83	130	A	Duquesne	72 65
												130	H	Duquesne	65 60
												140	A	Davidson	55 62
												149	H	Massachusetts	50 47
												183	A	Quinnipiac	78 67
												185	A	Delaware	63 49
												194	H	La Salle	54 61
												196	A	Memphis	64 63
												203	A	American	53 66
												209	H	Rhode Island	73 56
												236	A	Saint Joseph's	56 50
												250	A	George Mason	60 70
												250	H	George Mason	62 57
												260	H	Georgetown	52 49
												298	A	St. Bonaventure	55 59
												335	H	Coppin St.	54 35
LAST 10 Division I															
127	H	Richmond	49 57	250	H	George Mason	62 57								
127	H	Richmond	50 40	194	H	La Salle	54 61								
209	H	Rhode Island	73 56	89	A	VCU	56 55								
130	A	Duquesne	72 65	298	A	St. Bonaventure	55 59								
39	A	Dayton	44 50	85	H	Saint Louis	45 59								

Non-Div I Games:

George Washington

■ Loss,
 ■ Non-Conf,
 ■ S Site,
 ■ H Home
 ■ A Away
 N Neutral

Georgetown

Through Games Of March 9, 2020

Average RPI Win:	271	WON-LOST	WINNING	LAST 10	STRENGTH OF	OPP. STRENGTH	TEAM	ADJ.	CONF.	ADJ CONF.
Average RPI Loss:	90	RECORD	PCT. RANK	GAMES	SCHEDULE	OF SCHEDULE	RPI	RPI	RPI	RPI
DIV. I ONLY	5- 25	325	1-9	92	78	260	260	6	6	
DIV. I NON-CONF.	3- 8	268	0	137	174	213	213	6	6	
TOTALS	RPI 1-25	RPI 26-50	W-L RECORDS	RPI 51-100	RPI 101-150	RPI 150+				
5- 25	0- 4	0- 1	OVERALL	0- 13	0- 4	5- 3				
1- 11	0- 2	0- 1	HOME	0- 6	0- 1	1- 1				
4- 12	0- 2	0- 0	AWAY	0- 6	0- 3	4- 1				
0- 2	0- 0	0- 0	NEUTRAL	0- 1	0- 0	0- 1				
3- 8	0- 0	0- 1	NON-CONFERENCE	0- 3	0- 4	3- 0				
0- 3	0- 0	0- 1	HOME	0- 1	0- 1	0- 0				
3- 4	0- 0	0- 0	AWAY	0- 1	0- 3	3- 0				
0- 1	0- 0	0- 0	NEUTRAL	0- 1	0- 0	0- 0				
2- 17	0- 4	0- 0	CONFERENCE	0- 10	0- 0	2- 3				
1- 8	0- 2	0- 0	HOME	0- 5	0- 0	1- 1				
1- 8	0- 2	0- 0	AWAY	0- 5	0- 0	1- 1				
0- 1	0- 0	0- 0	NEUTRAL	0- 0	0- 0	0- 1				

RPI S Opponent	Score	RPI S Opponent	Score	RPI S Opponent	Score	RPI S Opponent	Score	Team's RPI: 260
18 A DePaul	66 92	30 H James Madison	59 66	51 A Creighton	78 95	119 A Columbia	49 54	
18 H DePaul	69 87			51 H Creighton	56 65	127 H Richmond	49 51	
23 A Marquette	51 73			58 A St. John's (NY)	54 71	140 A Davidson	52 66	
23 H Marquette	56 76			58 H St. John's (NY)	68 74	143 A George Washington	49 52	
				62 A Seton Hall	60 79	187 A Providence	55 62	
				62 H Seton Hall	47 61	187 H Providence	62 53	
				67 N Fresno St.	69 82	187 N Providence	46 49	
				83 A Villanova	53 74	269 A Xavier	63 50	
				83 H Villanova	40 48	269 H Xavier	64 85	
				88 A Fordham	54 67	286 A Pittsburgh	66 56	
				95 H Rider	64 65	296 A LMU (CA)	64 53	
				99 A Butler	42 60	318 A UMES	57 39	
				99 H Butler	46 47			
LAST 10 Division I								
187 N Providence	46 49	83 H Villanova	40 48					
51 A Creighton	78 95	269 A Xavier	63 50					
187 A Providence	55 62	99 A Butler	42 60					
23 H Marquette	56 76	58 H St. John's (NY)	68 74					
18 H DePaul	69 87	62 H Seton Hall	47 61					

Non-Div I Games:

Georgetown

■ Loss,
 ■ Non-Conf,
 S Site,
 ■ Home
 ■ Away
 N Neutral

Average RPI Win:	157	WON-LOST	WINNING	LAST 10	STRENGTH OF	OPP. STRENGTH	TEAM	ADJ.	CONF.	ADJ CONF.
Average RPI Loss:	46	RECORD	PCT. RANK	GAMES	SCHEDULE	OF SCHEDULE	RPI	RPI	RPI	RPI
DIV. I ONLY	17- 14	148	5-5	14	59	65	65	4	4	
DIV. I NON-CONF.	9- 4	84	0	54	206	89	89	5	5	
TOTALS	RPI 1-25	RPI 26-50	W-L RECORDS	RPI 51-100	RPI 101-150	RPI 150+				
17- 14	0- 9	3- 0	OVERALL	3- 3	3- 1	8- 1				
10- 8	0- 4	0- 0	HOME	1- 2	2- 1	7- 1				
4- 5	0- 4	2- 0	AWAY	0- 1	1- 0	1- 0				
3- 1	0- 1	1- 0	NEUTRAL	2- 0	0- 0	0- 0				
9- 4	0- 2	1- 0	NON-CONFERENCE	1- 2	0- 0	7- 0				
7- 3	0- 1	0- 0	HOME	0- 2	0- 0	7- 0				
0- 1	0- 1	0- 0	AWAY	0- 0	0- 0	0- 0				
2- 0	0- 0	1- 0	NEUTRAL	1- 0	0- 0	0- 0				
8- 10	0- 7	2- 0	CONFERENCE	2- 1	3- 1	1- 1				
3- 5	0- 3	0- 0	HOME	1- 0	2- 1	0- 1				
4- 4	0- 3	2- 0	AWAY	0- 1	1- 0	1- 0				
1- 1	0- 1	0- 0	NEUTRAL	1- 0	0- 0	0- 0				

RPI	S	Opponent	Score	RPI	S	Opponent	Score	RPI	S	Opponent	Score	RPI	S	Opponent	Score
1	H	South Carolina	53 88	29	A	Arkansas	64 55	64	A	Tennessee	56 73	115	H	Auburn	61 50
1	N	South Carolina	56 89	35	A	LSU	73 56	73	H	Alabama	76 75	128	H	Vanderbilt	55 63
5	A	Baylor	38 72	41	N	Virginia Tech	77 72	73	N	Alabama	68 61	139	A	Florida	49 43
10	A	Mississippi St.	53 67					79	H	Georgia Tech	40 73	139	H	Florida	65 59
10	H	Mississippi St.	66 73					83	H	Villanova	58 63	160	H	Gardner-Webb	84 56
13	H	UCLA	50 59					99	N	Butler	69 36	165	H	N.C. A&T	72 54
22	A	Texas A&M	63 64									175	H	Missouri	65 73
22	H	Texas A&M	47 64									195	H	Furman	77 48
24	A	Kentucky	77 88									222	H	Kennesaw St.	80 65
												242	H	East Carolina	67 50
												299	A	Ole Miss	58 51
												324	H	Mercer	76 60
												326	H	USC Upstate	67 53
LAST 10 Division I															
		1 N South Carolina	56 89			22 H Texas A&M	47 64								
		73 N Alabama	68 61			73 H Alabama	76 75								
		139 H Florida	65 59			139 A Florida	49 43								
		24 A Kentucky	77 88			175 H Missouri	65 73								
		35 A LSU	73 56			10 A Mississippi St.	53 67								

Non-Div I Games:

Georgia

■ Loss,
 ■ Non-Conf, S Site,
 ■ Home
 ■ Away
 N Neutral

Average RPI Win:	292	WON-LOST	WINNING	LAST 10	STRENGTH OF	OPP. STRENGTH	TEAM	ADJ.	CONF.	ADJ CONF.
Average RPI Loss:	181	RECORD	PCT. RANK	GAMES	SCHEDULE	OF SCHEDULE	RPI	RPI	RPI	RPI
DIV. I ONLY	8- 21	297	4-6	285	274	316	316	21	21	
DIV. I NON-CONF.	3- 8	268	0	257	318	315	315	19	19	
TOTALS	RPI 1-25	RPI 26-50	W-L RECORDS	RPI 51-100	RPI 101-150	RPI 150+				
8- 21	0- 1	0- 1	OVERALL	0- 3	0- 2	8- 14				
5- 10	0- 1	0- 1	HOME	0- 1	0- 0	5- 7				
2- 11	0- 0	0- 0	AWAY	0- 2	0- 2	2- 7				
1- 0	0- 0	0- 0	NEUTRAL	0- 0	0- 0	1- 0				
3- 8	0- 1	0- 0	NON-CONFERENCE	0- 1	0- 1	3- 5				
2- 4	0- 1	0- 0	HOME	0- 0	0- 0	2- 3				
0- 4	0- 0	0- 0	AWAY	0- 1	0- 1	0- 2				
1- 0	0- 0	0- 0	NEUTRAL	0- 0	0- 0	1- 0				
5- 13	0- 0	0- 1	CONFERENCE	0- 2	0- 1	5- 9				
3- 6	0- 0	0- 1	HOME	0- 1	0- 0	3- 4				
2- 7	0- 0	0- 0	AWAY	0- 1	0- 1	2- 5				
0- 0	0- 0	0- 0	NEUTRAL	0- 0	0- 0	0- 0				

RPI 1-25					
RPI	S	Opponent	Score		
3	H	Maryland	41	114	
RPI 26-50					
RPI	S	Opponent	Score		
44	H	Troy	57	71	
RPI 51-100					
RPI	S	Opponent	Score		
79	A	Georgia Tech	28	69	
96	A	Coastal Caro.	45	87	
96	H	Coastal Caro.	50	66	
RPI 101+					
RPI	S	Opponent	Score		
102	A	UT Arlington	32	58	
142	A	UNC Greensboro	49	64	
162	H	Toledo	48	74	
189	A	Louisiana	61	53	
189	H	Louisiana	65	75	
195	A	Furman	55	62	
208	A	Little Rock	46	66	
208	H	Little Rock	58	43	
211	A	Appalachian St.	37	65	
211	H	Appalachian St.	59	64	
220	A	UTEP	68	71	
234	H	Alabama A&M	52	67	
238	H	South Alabama	64	81	
244	A	Arkansas St.	68	70	
244	H	Arkansas St.	67	56	
249	A	Texas St.	62	67	
289	A	Ga. Southern	56	81	
289	H	Ga. Southern	74	77	
308	H	FIU	63	70	
313	N	New Mexico St.	59	51	
338	H	SIUE	74	73	
348	A	La.-Monroe	52	43	
348	H	La.-Monroe	68	52	
350	H	South Carolina St.	77	52	
Team's RPI: 316					
EAST 10 Division I					
289	H	Ga. Southern	74	77	
249	A	Texas St.	62	67	
102	A	UT Arlington	32	58	
96	H	Coastal Caro.	50	66	
211	H	Appalachian St.	59	64	
348	A	La.-Monroe	52	43	
189	A	Louisiana	61	53	
208	H	Little Rock	58	43	
244	H	Arkansas St.	67	56	
96	A	Coastal Caro.	45	87	

Non-Div I Games:

Georgia St.

Loss, Non-Conf, S Site, H Home A Away N Neutral

Average RPI Win: 161	WON-LOST	WINNING	LAST 10	STRENGTH OF	OPP. STRENGTH	TEAM	ADJ.	CONF.	ADJ CONF.
Average RPI Loss: 66	RECORD	PCT. RANK	GAMES	SCHEDULE	OF SCHEDULE	RPI	RPI	RPI	RPI
DIV. I ONLY	20- 11	80	6-4	109	47	79	79	5	5
DIV. I NON-CONF.	9- 2	37	0	203	55	64	64	4	4
TOTALS	RPI 1-25	RPI 26-50	W-L RECORDS	RPI 51-100	RPI 101-150	RPI 150+			
20- 11	1- 3	2- 3	OVERALL	5- 1	3- 4	9- 0			
10- 4	0- 1	1- 0	HOME	1- 1	3- 2	5- 0			
7- 4	1- 0	1- 2	AWAY	2- 0	0- 2	3- 0			
3- 3	0- 2	0- 1	NEUTRAL	2- 0	0- 0	1- 0			
9- 2	0- 1	0- 1	NON-CONFERENCE	3- 0	1- 0	5- 0			
5- 0	0- 0	0- 0	HOME	0- 0	1- 0	4- 0			
2- 0	0- 0	0- 0	AWAY	1- 0	0- 0	1- 0			
2- 2	0- 1	0- 1	NEUTRAL	2- 0	0- 0	0- 0			
11- 9	1- 2	2- 2	CONFERENCE	2- 1	2- 4	4- 0			
5- 4	0- 1	1- 0	HOME	1- 1	2- 2	1- 0			
5- 4	1- 0	1- 2	AWAY	1- 0	0- 2	2- 0			
1- 1	0- 1	0- 0	NEUTRAL	0- 0	0- 0	1- 0			

RPI 1-25				RPI 26-50				RPI 51-100 Team's RPI: 79				RPI 101+			
RPI	S	Opponent	Score	RPI	S	Opponent	Score	RPI	S	Opponent	Score	RPI	S	Opponent	Score
7	H	Louisville	47 58	26	A	Duke	46 58	54	N	Rice	54 52	117	A	Wake Forest	60 65
16	A	NC State	65 61	31	A	Florida St.	67 52	61	H	Boston College	48 55	117	H	Wake Forest	62 52
16	N	NC State	48 57	31	H	Florida St.	65 62	62	N	Seton Hall	79 54	120	A	Miami (FL)	49 54
22	N	Texas A&M	48 60	41	A	Virginia Tech	61 64	65	A	Georgia	73 40	120	H	Miami (FL)	61 54
				47	N	Rutgers	43 46	76	H	Virginia	61 51	123	H	Notre Dame	51 59
								98	A	Syracuse	82 64	148	H	Wisconsin	60 41
												150	H	North Carolina	60 67
												215	H	Houston	69 38
												221	A	Clemson	56 44
												221	H	Clemson	49 47
												222	A	Kennesaw St.	63 47
												286	A	Pittsburgh	77 48
												286	N	Pittsburgh	68 58
												288	H	ETSU	87 48
												316	H	Georgia St.	69 28
												344	H	Grambling	89 42
LAST 10 Division I															
16	N	NC State	48 57	16	A	NC State	65 61								
286	N	Pittsburgh	68 58	41	A	Virginia Tech	61 64								
221	A	Clemson	56 44	117	H	Wake Forest	62 52								
31	H	Florida St.	65 62	286	A	Pittsburgh	77 48								
7	H	Louisville	47 58	123	H	Notre Dame	51 59								

Non-Div I Games:

Georgia Tech

Average RPI Win: 145		WON-LOST	WINNING	LAST 10	STRENGTH OF	OPP. STRENGTH	TEAM	ADJ.	CONF.	ADJ CONF.
Average RPI Loss: 106		RECORD	PCT. RANK	GAMES	SCHEDULE	OF SCHEDULE	RPI	RPI	RPI	RPI
DIV. I ONLY		28- 3	7	8-2	62	86	12	12	11	11
DIV. I NON-CONF.		11- 1	13	0	13	14	2	2	11	11
TOTALS		RPI 1-25	RPI 26-50		W-L RECORDS		RPI 51-100	RPI 101-150	RPI 150+	
28- 3	1- 1	4- 0		OVERALL		3- 0	8- 1	12- 1		
14- 0	1- 0	1- 0		HOME		1- 0	4- 0	7- 0		
11- 2	0- 1	0- 0		AWAY		2- 0	4- 0	5- 1		
3- 1	0- 0	3- 0		NEUTRAL		0- 0	0- 1	0- 0		
11- 1	1- 1	4- 0		NON-CONFERENCE		1- 0	2- 0	3- 0		
5- 0	1- 0	1- 0		HOME		0- 0	1- 0	2- 0		
3- 1	0- 1	0- 0		AWAY		1- 0	1- 0	1- 0		
3- 0	0- 0	3- 0		NEUTRAL		0- 0	0- 0	0- 0		
17- 2	0- 0	0- 0		CONFERENCE		2- 0	6- 1	9- 1		
9- 0	0- 0	0- 0		HOME		1- 0	3- 0	5- 0		
8- 1	0- 0	0- 0		AWAY		1- 0	3- 0	4- 1		
0- 1	0- 0	0- 0		NEUTRAL		0- 0	0- 1	0- 0		

RPI 1-25					Team's RPI: 12	
RPI	S	Opponent	Score			
6	A	Stanford	70	76		
8	H	Missouri St.	64	52		

RPI 26-50					
RPI	S	Opponent	Score		
39	N	Dayton	76	65	
45	N	Middle Tenn.	62	50	
46	N	Purdue	63	50	
48	H	UT Martin	78	55	

RPI 51-100					
RPI	S	Opponent	Score		
63	A	Montana St.	70	55	
93	A	BYU	55	43	
93	H	BYU	59	44	

RPI 101+					
RPI	S	Opponent	Score		
105	A	San Diego	57	42	
105	H	San Diego	57	46	
109	A	Portland	56	42	
109	H	Portland	62	57	
109	N	Portland	69	70	
113	A	Washington St.	76	53	
133	H	Texas Southern	80	45	
136	A	Pacific	83	65	
136	H	Pacific	68	67	
163	A	Wyoming	65	54	
181	A	Pepperdine	64	50	
181	H	Pepperdine	70	36	
190	A	Santa Clara	67	52	
190	H	Santa Clara	53	46	
202	A	Saint Mary's (CA)	60	70	
202	H	Saint Mary's (CA)	74	49	
214	A	San Francisco	69	46	
214	H	San Francisco	56	38	
240	H	CSU Bakersfield	92	48	
296	A	LMU (CA)	75	47	
296	H	LMU (CA)	78	52	
312	H	Eastern Wash.	84	44	

LAST 10 Division I					
109	N	Portland	69	70	
109	A	Portland	56	42	
181	A	Pepperdine	64	50	
296	A	LMU (CA)	75	47	
190	H	Santa Clara	53	46	
214	H	San Francisco	56	38	
202	A	Saint Mary's (CA)	60	70	
136	A	Pacific	83	65	
93	H	BYU	59	44	
105	H	San Diego	57	46	

Non-Div I Games:

Gonzaga

Loss, Non-Conf, S Site, H Home A Away N Neutral

Average RPI Win:	308	WON-LOST	WINNING	LAST 10	STRENGTH OF	OPP. STRENGTH	TEAM	ADJ.	CONF.	ADJ CONF.
Average RPI Loss:	213	RECORD	PCT. RANK	GAMES	SCHEDULE	OF SCHEDULE	RPI	RPI	RPI	RPI
DIV. I ONLY	4- 24	329	3-7	312	346	344	344	32	32	
DIV. I NON-CONF.	0- 10	338	0	106	203	317	317	31	31	
TOTALS	RPI 1-25	RPI 26-50	W-L RECORDS	RPI 51-100	RPI 101-150	RPI 150+				
4- 24	0- 2	0- 0	OVERALL	0- 1	0- 4	4- 17				
3- 8	0- 0	0- 0	HOME	0- 0	0- 3	3- 5				
1- 15	0- 2	0- 0	AWAY	0- 1	0- 1	1- 11				
0- 1	0- 0	0- 0	NEUTRAL	0- 0	0- 0	0- 1				
0- 10	0- 2	0- 0	NON-CONFERENCE	0- 1	0- 2	0- 5				
0- 2	0- 0	0- 0	HOME	0- 0	0- 2	0- 0				
0- 7	0- 2	0- 0	AWAY	0- 1	0- 0	0- 4				
0- 1	0- 0	0- 0	NEUTRAL	0- 0	0- 0	0- 1				
4- 14	0- 0	0- 0	CONFERENCE	0- 0	0- 2	4- 12				
3- 6	0- 0	0- 0	HOME	0- 0	0- 1	3- 5				
1- 8	0- 0	0- 0	AWAY	0- 0	0- 1	1- 7				
0- 0	0- 0	0- 0	NEUTRAL	0- 0	0- 0	0- 0				

RPI	S	Opponent	Score	RPI	S	Opponent	Score	RPI	S	Opponent	Score	RPI	S	Opponent	Score	Team's RPI: 344
5	A	Baylor	46 120					79	A	Georgia Tech	42 89	102	H	UT Arlington	54 88	
24	A	Kentucky	35 81									133	A	Texas Southern	62 85	
												133	H	Texas Southern	85 89	
												139	H	Florida	65 72	
												155	N	Binghamton	67 88	
												156	A	Jackson St.	46 61	
												156	H	Jackson St.	59 82	
												167	A	Wichita St.	65 77	
												231	A	Southern U.	57 81	
												231	H	Southern U.	51 70	
												234	A	Alabama A&M	52 72	
												234	H	Alabama A&M	69 59	
												264	A	Louisiana Tech	66 70	
												304	A	Prairie View	58 65	
												304	H	Prairie View	54 67	
												308	A	FIU	55 56	
												322	A	Alcorn	54 80	
												322	H	Alcorn	70 59	
												325	A	Alabama St.	69 68	
												325	H	Alabama St.	59 73	
												329	A	Ark.-Pine Bluff	79 84	
												329	H	Ark.-Pine Bluff	64 82	
												336	A	Northwestern St.	61 65	
												351	A	Mississippi Val.	57 68	
												351	H	Mississippi Val.	72 47	
LAST 10 Division I																
325	A	Alabama St.	69 68	133	A	Texas Southern	62 85									
234	A	Alabama A&M	52 72	304	A	Prairie View	58 65									
351	H	Mississippi Val.	72 47	322	H	Alcorn	70 59									
329	H	Ark.-Pine Bluff	64 82	231	H	Southern U.	51 70									
156	H	Jackson St.	59 82	351	A	Mississippi Val.	57 68									

Non-Div I Games: Centenary (LA) 106 42

Grambling

Loss, Non-Conf, S Site, H Home A Away N Neutral

Grand Canyon

Through Games Of March 9, 2020

Average RPI Win:	278	WON-LOST	WINNING	LAST 10	STRENGTH OF	OPP. STRENGTH	TEAM	ADJ.	CONF.	ADJ CONF.
Average RPI Loss:	217	RECORD	PCT. RANK	GAMES	SCHEDULE	OF SCHEDULE	RPI	RPI	RPI	RPI
DIV. I ONLY	13- 12	157	6-4	311	337	247	247	31	31	
DIV. I NON-CONF.	3- 6	235	0	162	268	269	269	32	32	
TOTALS	RPI 1-25	RPI 26-50	W-L RECORDS	RPI 51-100	RPI 101-150	RPI 150+				
13- 12	0- 0	0- 0	OVERALL	0- 0	0- 2	13- 10				
8- 5	0- 0	0- 0	HOME	0- 0	0- 0	8- 5				
5- 7	0- 0	0- 0	AWAY	0- 0	0- 2	5- 5				
0- 0	0- 0	0- 0	NEUTRAL	0- 0	0- 0	0- 0				
3- 6	0- 0	0- 0	NON-CONFERENCE	0- 0	0- 2	3- 4				
3- 2	0- 0	0- 0	HOME	0- 0	0- 0	3- 2				
0- 4	0- 0	0- 0	AWAY	0- 0	0- 2	0- 2				
0- 0	0- 0	0- 0	NEUTRAL	0- 0	0- 0	0- 0				
10- 6	0- 0	0- 0	CONFERENCE	0- 0	0- 0	10- 6				
5- 3	0- 0	0- 0	HOME	0- 0	0- 0	5- 3				
5- 3	0- 0	0- 0	AWAY	0- 0	0- 0	5- 3				
0- 0	0- 0	0- 0	NEUTRAL	0- 0	0- 0	0- 0				

RPI 1-25			RPI 26-50			RPI 51-100			RPI 101+ Team's RPI: 247		
RPI	S	Opponent	Score	RPI	S	Opponent	Score	RPI	S	Opponent	Score
								109	A	Portland	41 73
								124	A	California	53 72
								152	A	Montana	67 72
								179	H	Southern Utah	69 65
								197	A	Portland St.	46 69
								199	A	UMKC	62 56
								199	H	UMKC	53 74
								216	H	North Dakota	76 78
								218	H	UNLV	53 51
								229	H	Cal St. Fullerton	70 80
								240	A	CSU Bakersfield	41 49
								240	H	CSU Bakersfield	54 59
								245	H	UC Santa Barbara	58 57
								284	A	California Baptist	62 58
								284	H	California Baptist	72 66
								290	A	Utah Valley	66 59
								290	H	Utah Valley	54 64
								300	A	UTRGV	47 66
								300	H	UTRGV	62 60
								305	A	Seattle U	56 48
								305	H	Seattle U	63 60
								313	A	New Mexico St.	58 69
								313	H	New Mexico St.	60 49
								349	A	Chicago St.	68 57
								349	H	Chicago St.	69 49
LAST 10 Division I											
								240	A	CSU Bakersfield	41 49
								349	A	Chicago St.	68 57
								300	A	UTRGV	47 66
								199	A	UMKC	62 56
								284	H	California Baptist	72 66
								313	H	New Mexico St.	60 49
								290	H	Utah Valley	54 64
								300	H	UTRGV	62 60
								305	H	Seattle U	63 60

Non-Div I Games: Benedictine Mesa 72 53 Whittier 77 41

Grand Canyon

■ Loss,
 ■ Non-Conf,
 ■ S Site,
 ■ Home
 ■ Away
 N Neutral

Average RPI Win: 224		WON-LOST	WINNING	LAST 10	STRENGTH OF	OPP. STRENGTH	TEAM	ADJ.	CONF.	ADJ CONF.
Average RPI Loss: 108		RECORD	PCT. RANK	GAMES	SCHEDULE	OF SCHEDULE	RPI	RPI	RPI	RPI
DIV. I ONLY		19- 12	110	8-2	111	211	111	111	22	22
DIV. I NON-CONF.		5- 7	205	0	26	35	100	100	22	22
TOTALS	RPI 1-25	RPI 26-50		W-L RECORDS		RPI 51-100	RPI 101-150		RPI 150+	
19- 12	1- 3	0- 1		OVERALL		2- 3	0- 0		16- 5	
8- 6	0- 2	0- 1		HOME		0- 2	0- 0		8- 1	
8- 5	1- 0	0- 0		AWAY		1- 1	0- 0		6- 4	
3- 1	0- 1	0- 0		NEUTRAL		1- 0	0- 0		2- 0	
5- 7	1- 3	0- 1		NON-CONFERENCE		1- 2	0- 0		3- 1	
1- 4	0- 2	0- 1		HOME		0- 1	0- 0		1- 0	
2- 2	1- 0	0- 0		AWAY		0- 1	0- 0		1- 1	
2- 1	0- 1	0- 0		NEUTRAL		1- 0	0- 0		1- 0	
14- 5	0- 0	0- 0		CONFERENCE		1- 1	0- 0		13- 4	
7- 2	0- 0	0- 0		HOME		0- 1	0- 0		7- 1	
6- 3	0- 0	0- 0		AWAY		1- 0	0- 0		5- 3	
1- 0	0- 0	0- 0		NEUTRAL		0- 0	0- 0		1- 0	

RPI 1-25					
RPI	S	Opponent	Score		
10	N	Mississippi St.	58	83	
18	H	DePaul	65	76	
19	A	Central Mich.	111	105	
23	H	Marquette	47	60	

RPI 26-50					
RPI	S	Opponent	Score		
32	H	South Dakota	60	66	

RPI 51-100					
RPI	S	Opponent	Score		
52	A	Marist	60	72	
71	A	IUPUI	61	58	
71	H	IUPUI	42	54	
72	H	South Dakota St.	55	60	
98	N	Syracuse	79	73	

RPI 101+					
RPI	S	Opponent	Score		
159	A	Maine	60	61	
166	A	Wright St.	68	59	
166	H	Wright St.	58	70	
175	H	Missouri	72	64	
186	A	Northern Ky.	43	63	
186	H	Northern Ky.	65	44	
186	N	Northern Ky.	50	49	
191	A	Cleveland St.	74	54	
191	H	Cleveland St.	81	51	
217	A	Milwaukee	60	65	
217	H	Milwaukee	61	48	
253	N	Bowling Green	73	54	
263	A	Youngstown St.	70	63	
263	H	Youngstown St.	71	51	
287	A	Oakland	88	93	
287	H	Oakland	76	51	
332	A	Detroit Mercy	65	48	
332	H	Detroit Mercy	72	45	
341	A	UIC	75	49	
341	H	UIC	73	36	
349	A	Chicago St.	102	46	

LAST 10 Division I					
186	N	Northern Ky.	50	49	
263	H	Youngstown St.	71	51	
191	H	Cleveland St.	81	51	
71	A	IUPUI	61	58	
341	A	UIC	75	49	
287	H	Oakland	76	51	
332	H	Detroit Mercy	72	45	
217	A	Milwaukee	60	65	
186	A	Northern Ky.	43	63	
166	A	Wright St.	68	59	

Non-Div I Games:

Green Bay

Loss, Non-Conf, S Site, H Home A Away N Neutral

Average RPI Win:	239	WON-LOST	WINNING	LAST 10	STRENGTH OF	OPP. STRENGTH	TEAM	ADJ.	CONF.	ADJ CONF.
Average RPI Loss:	163	RECORD	PCT. RANK	GAMES	SCHEDULE	OF SCHEDULE	RPI	RPI	RPI	RPI
DIV. I ONLY	18- 11	102	7-3	186	295	138	138	25	25	
DIV. I NON-CONF.	4- 5	195	0	64	153	117	117	28	28	
TOTALS	RPI 1-25	RPI 26-50	W-L RECORDS	RPI 51-100	RPI 101-150	RPI 150+				
18- 11	0- 0	0- 1	OVERALL	1- 1	2- 1	15- 8				
8- 5	0- 0	0- 0	HOME	0- 1	0- 1	8- 3				
8- 6	0- 0	0- 1	AWAY	1- 0	1- 0	6- 5				
2- 0	0- 0	0- 0	NEUTRAL	0- 0	1- 0	1- 0				
4- 5	0- 0	0- 1	NON-CONFERENCE	1- 1	1- 0	2- 3				
0- 3	0- 0	0- 0	HOME	0- 1	0- 0	0- 2				
2- 2	0- 0	0- 1	AWAY	1- 0	0- 0	1- 1				
2- 0	0- 0	0- 0	NEUTRAL	0- 0	1- 0	1- 0				
14- 6	0- 0	0- 0	CONFERENCE	0- 0	1- 1	13- 5				
8- 2	0- 0	0- 0	HOME	0- 0	0- 1	8- 1				
6- 4	0- 0	0- 0	AWAY	0- 0	1- 0	5- 4				
0- 0	0- 0	0- 0	NEUTRAL	0- 0	0- 0	0- 0				

RPI	S	Opponent	Score	RPI	S	Opponent	Score	RPI	S	Opponent	Score	RPI	S	Opponent	Score	Team's RPI: 138
33	A	Old Dominion	38 75	73	A	Alabama	64 61	127	N	Richmond	69 65	132	A	Campbell	49 40	
				100	H	Liberty	59 83	132	H	Campbell	31 68	154	N	Mt. St. Mary's	68 60	
								158	H	Norfolk St.	56 77	160	A	Gardner-Webb	59 70	
								160	H	Gardner-Webb	63 58	169	A	Radford	63 70	
								169	H	Radford	51 48	169	H	Radford	51 48	
								180	A	High Point	59 74	180	H	High Point	77 81	
								180	H	High Point	77 81	195	A	Furman	65 70	
								201	H	Fla. Atlantic	63 64	207	A	Chattanooga	84 55	
								258	A	UNC Asheville	76 66	258	H	UNC Asheville	68 59	
								271	A	Longwood	90 76	271	H	Longwood	73 55	
								271	H	Longwood	73 55	282	A	Winthrop	66 72	
								282	H	Winthrop	62 48	282	H	Winthrop	62 48	
								303	A	Presbyterian	71 42	303	H	Presbyterian	67 53	
								326	A	USC Upstate	86 73	326	H	USC Upstate	60 40	
								326	H	USC Upstate	60 40	343	A	Charleston So.	64 59	
								343	A	Charleston So.	64 59	343	H	Charleston So.	66 57	
LAST 10 Division I																
169	A	Radford	63 70	271	A	Longwood	90 76									
132	A	Campbell	49 40	282	H	Winthrop	62 48									
343	H	Charleston So.	66 57	160	A	Gardner-Webb	59 70									
303	H	Presbyterian	67 53	180	A	High Point	59 74									
326	A	USC Upstate	86 73	258	A	UNC Asheville	76 66									

Non-Div I Games:

Hampton

■ Loss,
 ■ Non-Conf,
 ■ S Site,
 ■ H Home
 ■ A Away
 N Neutral

RPI 1-25					
RPI	S	Opponent	Score		
9	A	Princeton	42	73	

RPI 26-50					
RPI	S	Opponent	Score		

RPI 51-100					
RPI	S	Opponent	Score		
56	A	Penn	46	74	
74	A	Stony Brook	55	66	
74	H	Stony Brook	70	67	

RPI 101+					
RPI	S	Opponent	Team's RPI	Score	
103	A	Michigan St.	34	79	
104	A	William & Mary	44	61	
121	A	Harvard	44	53	
145	A	Northeastern	47	60	
149	A	Massachusetts	48	74	
155	A	Binghamton	44	80	
155	H	Binghamton	65	78	
159	A	Maine	73	87	
159	H	Maine	52	69	
183	H	Quinnipiac	50	87	
187	H	Providence	57	75	
209	H	Rhode Island	56	68	
212	A	UMass Lowell	56	64	
212	H	UMass Lowell	63	68	
265	A	New Hampshire	71	72	
265	H	New Hampshire	55	64	
297	A	UMBC	54	61	
297	H	UMBC	47	56	
306	A	Vermont	51	62	
306	H	Vermont	53	63	
314	A	Albany (NY)	40	63	
314	H	Albany (NY)	63	68	
328	H	Hofstra	41	43	
331	H	NJIT	52	61	
346	H	Central Conn. St.	54	61	

LAST 10 Division I					
RPI	S	Opponent	Score		
74	H	Stony Brook	70	67	
155	H	Binghamton	65	78	
265	H	New Hampshire	55	64	
212	A	UMass Lowell	56	64	
314	A	Albany (NY)	40	63	
306	A	Vermont	51	62	
297	H	UMBC	47	56	
159	H	Maine	52	69	
155	A	Binghamton	44	80	
314	H	Albany (NY)	63	68	

Non-Div I Games:

Harvard

Through Games Of March 9, 2020

Average RPI Win: 181	WON-LOST	WINNING	LAST 10	STRENGTH OF	OPP. STRENGTH	TEAM	ADJ.	CONF.	ADJ CONF.
Average RPI Loss: 112	RECORD	PCT. RANK	GAMES	SCHEDULE	OF SCHEDULE	RPI	RPI	RPI	RPI
DIV. I ONLY	15- 12	138	4-6	131	94	121	121	7	7
DIV. I NON-CONF.	9- 4	84	0	278	109	122	122	8	8
TOTALS	RPI 1-25	RPI 26-50	W-L RECORDS	RPI 51-100	RPI 101-150	RPI 150+			
15- 12	0- 2	0- 1	OVERALL	2- 2	2- 3	11- 4			
8- 4	0- 1	0- 0	HOME	2- 0	1- 2	5- 1			
7- 7	0- 1	0- 1	AWAY	0- 2	1- 1	6- 2			
0- 1	0- 0	0- 0	NEUTRAL	0- 0	0- 0	0- 1			
9- 4	0- 0	0- 1	NON-CONFERENCE	0- 0	2- 1	7- 2			
4- 1	0- 0	0- 0	HOME	0- 0	1- 1	3- 0			
5- 2	0- 0	0- 1	AWAY	0- 0	1- 0	4- 1			
0- 1	0- 0	0- 0	NEUTRAL	0- 0	0- 0	0- 1			
6- 8	0- 2	0- 0	CONFERENCE	2- 2	0- 2	4- 2			
4- 3	0- 1	0- 0	HOME	2- 0	0- 1	2- 1			
2- 5	0- 1	0- 0	AWAY	0- 2	0- 1	2- 1			
0- 0	0- 0	0- 0	NEUTRAL	0- 0	0- 0	0- 0			

RPI 1-25				RPI 26-50				RPI 51-100				RPI 101+ Team's RPI: 121			
RPI	S	Opponent	Score	RPI	S	Opponent	Score	RPI	S	Opponent	Score	RPI	S	Opponent	Score
9	A	Princeton	45 66	47	A	Rutgers	46 74	53	A	Yale	58 60	119	A	Columbia	64 89
9	H	Princeton	46 60					53	H	Yale	66 57	119	H	Columbia	57 62
								56	A	Penn	48 70	124	H	California	56 53
								56	H	Penn	58 51	129	A	Boston U.	66 39
												145	H	Northeastern	44 46
												159	A	Maine	69 40
												164	A	Dartmouth	62 63
												164	H	Dartmouth	64 49
												182	A	Northern Ill.	59 53
												183	A	Quinnipiac	77 68
												192	A	Cornell	73 58
												192	H	Cornell	47 55
												194	A	La Salle	69 75
												201	A	Fla. Atlantic	65 51
												209	H	Rhode Island	61 58
												223	A	Brown	63 59
												223	H	Brown	68 53
												236	N	Saint Joseph's	39 63
												276	H	Siena	68 51
												345	H	Hartford	53 44
LAST 10 Division I															
53	A	Yale	58 60	9	A	Princeton	45 66								
223	A	Brown	63 59	119	A	Columbia	64 89								
192	H	Cornell	47 55	192	A	Cornell	73 58								
119	H	Columbia	57 62	223	H	Brown	68 53								
56	A	Penn	48 70	53	H	Yale	66 57								

Non-Div I Games:

Harvard

Loss, Non-Conf, S Site, H Home A Away N Neutral

Average RPI Win: 247	WON-LOST	WINNING	LAST 10	STRENGTH OF	OPP. STRENGTH	TEAM	ADJ.	CONF.	ADJ CONF.
Average RPI Loss: 176	RECORD	PCT. RANK	GAMES	SCHEDULE	OF SCHEDULE	RPI	RPI	RPI	RPI
DIV. I ONLY	14- 14	173	6-4	235	241	210	210	28	28
DIV. I NON-CONF.	5- 7	205	0	125	83	187	187	26	26
TOTALS	RPI 1-25	RPI 26-50	W-L RECORDS	RPI 51-100	RPI 101-150	RPI 150+			
14- 14	0- 2	1- 0	OVERALL	0- 1	1- 2	12- 9			
9- 6	0- 1	1- 0	HOME	0- 1	0- 1	8- 3			
5- 8	0- 1	0- 0	AWAY	0- 0	1- 1	4- 6			
0- 0	0- 0	0- 0	NEUTRAL	0- 0	0- 0	0- 0			
5- 7	0- 2	1- 0	NON-CONFERENCE	0- 1	1- 2	3- 2			
3- 4	0- 1	1- 0	HOME	0- 1	0- 1	2- 1			
2- 3	0- 1	0- 0	AWAY	0- 0	1- 1	1- 1			
0- 0	0- 0	0- 0	NEUTRAL	0- 0	0- 0	0- 0			
9- 7	0- 0	0- 0	CONFERENCE	0- 0	0- 0	9- 7			
6- 2	0- 0	0- 0	HOME	0- 0	0- 0	6- 2			
3- 5	0- 0	0- 0	AWAY	0- 0	0- 0	3- 5			
0- 0	0- 0	0- 0	NEUTRAL	0- 0	0- 0	0- 0			

RPI 1-25				RPI 26-50				RPI 51-100				RPI 101+ Team's RPI: 210			
RPI	S	Opponent	Score	RPI	S	Opponent	Score	RPI	S	Opponent	Score	RPI	S	Opponent	Score
16	H	NC State	59 68	43	H	Texas	73 60	56	H	Penn	55 70	108	A	Idaho	52 67
21	A	Oregon St.	32 64									133	H	Texas Southern	57 74
												141	A	Washington	62 50
												157	A	UC Davis	49 62
												157	H	UC Davis	48 65
												181	A	Pepperdine	52 51
												229	A	Cal St. Fullerton	64 70
												229	H	Cal St. Fullerton	79 72
												235	H	North Texas	60 66
												243	H	San Diego St.	61 58
												245	A	UC Santa Barbara	63 51
												245	H	UC Santa Barbara	56 57
												256	A	UC Irvine	71 72
												256	H	UC Irvine	94 70
												274	A	Long Beach St.	55 62
												274	H	Long Beach St.	68 44
												281	A	CSUN	54 58
												281	H	CSUN	70 66
												296	A	LMU (CA)	51 65
												309	A	Cal Poly	59 46
												309	H	Cal Poly	75 58
												311	A	UC Riverside	65 59
												311	H	UC Riverside	80 57
												321	H	UTSA	62 50
LAST 10 Division I															
309	H	Cal Poly	75 58	281	H	CSUN	70 66								
245	H	UC Santa Barbara	56 57	245	A	UC Santa Barbara	63 51								
229	A	Cal St. Fullerton	64 70	309	A	Cal Poly	59 46								
256	A	UC Irvine	71 72	274	H	Long Beach St.	68 44								
157	H	UC Davis	48 65	256	H	UC Irvine	94 70								

Non-Div I Games: Hope Int'l 86 49

Hawaii

■ Loss,
 ■ Non-Conf, S Site,
 ■ Home
 ■ Away
 N Neutral

Average RPI Win:	264	WON-LOST	WINNING	LAST 10	STRENGTH OF	OPP. STRENGTH	TEAM	ADJ.	CONF.	ADJ CONF.
Average RPI Loss:	165	RECORD	PCT. RANK	GAMES	SCHEDULE	OF SCHEDULE	RPI	RPI	RPI	RPI
DIV. I ONLY	16- 13	143	8-2	227	312	180	180	25	25	
DIV. I NON-CONF.	2- 7	288	0	172	246	271	271	28	28	
TOTALS	RPI 1-25	RPI 26-50	W-L RECORDS	RPI 51-100	RPI 101-150	RPI 150+				
16- 13	0- 0	0- 1	OVERALL	0- 1	2- 4	14- 7				
9- 4	0- 0	0- 0	HOME	0- 0	1- 2	8- 2				
7- 9	0- 0	0- 1	AWAY	0- 1	1- 2	6- 5				
0- 0	0- 0	0- 0	NEUTRAL	0- 0	0- 0	0- 0				
2- 7	0- 0	0- 1	NON-CONFERENCE	0- 1	0- 2	2- 3				
1- 2	0- 0	0- 0	HOME	0- 0	0- 1	1- 1				
1- 5	0- 0	0- 1	AWAY	0- 1	0- 1	1- 2				
0- 0	0- 0	0- 0	NEUTRAL	0- 0	0- 0	0- 0				
14- 6	0- 0	0- 0	CONFERENCE	0- 0	2- 2	12- 4				
8- 2	0- 0	0- 0	HOME	0- 0	1- 1	7- 1				
6- 4	0- 0	0- 0	AWAY	0- 0	1- 1	5- 3				
0- 0	0- 0	0- 0	NEUTRAL	0- 0	0- 0	0- 0				

RPI 1-25	RPI 26-50	RPI 51-100	RPI 101+	Team's RPI: 180
RPI S Opponent Score	RPI S Opponent Score	RPI S Opponent Score	RPI S Opponent Score	
	26 Duke 57 93	99 Butler 52 74	132 Campbell 36 73	
			132 Campbell 66 68	
			138 Hampton 81 77	
			138 Hampton 74 59	
			140 Davidson 63 73	
			142 UNC Greensboro 70 82	
			158 Norfolk St. 58 72	
			160 Gardner-Webb 57 70	
			160 Gardner-Webb 46 62	
			169 Radford 64 63	
			169 Radford 68 58	
			203 American 48 56	
			258 UNC Asheville 60 76	
			258 UNC Asheville 89 62	
			259 Col. of Charleston 70 79	
			271 Longwood 76 69	
			271 Longwood 86 79	
			282 Winthrop 63 69	
			282 Winthrop 94 61	
			288 ETSU 80 62	
			295 N.C. Central 78 58	
			303 Presbyterian 79 71	
			303 Presbyterian 60 55	
			326 USC Upstate 81 45	
			326 USC Upstate 85 46	
			343 Charleston So. 84 70	
LAST 10 Division I				
	258 UNC Asheville 89 62	160 Gardner-Webb 46 62		
	343 Charleston So. 71 55	132 Campbell 66 68		
	271 Longwood 86 79	326 USC Upstate 81 45		
	303 Presbyterian 79 71	138 Hampton 74 59		
	169 Radford 64 63	282 Winthrop 94 61		

Non-Div I Games:

High Point

Loss, Non-Conf, S Site, Home Away N Neutral

H
i
g
h
P
o
i
n
t

RPI S Opponent High Point Score

Through Games Of March 9, 2020

RPI	S	Opponent	Score
343	H	Charleston So.	71 55

H
i
g
h
P
o
i
n
t

High Point

Hofstra

Through Games Of March 9, 2020

Average RPI Win: 236	WON-LOST	WINNING	LAST 10	STRENGTH OF	OPP. STRENGTH	TEAM	ADJ.	CONF.	ADJ CONF.
Average RPI Loss: 174	RECORD	PCT. RANK	GAMES	SCHEDULE	OF SCHEDULE	RPI	RPI	RPI	RPI
DIV. I ONLY	3- 26	339	0-10	168	242	328	328	14	14
DIV. I NON-CONF.	3- 8	268	0	196	351	301	301	13	13
TOTALS	RPI 1-25	RPI 26-50	W-L RECORDS	RPI 51-100	RPI 101-150	RPI 150+			
3- 26	0- 0	0- 4	OVERALL	0- 1	1- 4	2- 17			
2- 12	0- 0	0- 2	HOME	0- 1	1- 2	1- 7			
1- 12	0- 0	0- 2	AWAY	0- 0	0- 2	1- 8			
0- 2	0- 0	0- 0	NEUTRAL	0- 0	0- 0	0- 2			
3- 8	0- 0	0- 0	NON-CONFERENCE	0- 1	1- 0	2- 7			
2- 3	0- 0	0- 0	HOME	0- 1	1- 0	1- 2			
1- 3	0- 0	0- 0	AWAY	0- 0	0- 0	1- 3			
0- 2	0- 0	0- 0	NEUTRAL	0- 0	0- 0	0- 2			
0- 18	0- 0	0- 4	CONFERENCE	0- 0	0- 4	0- 10			
0- 9	0- 0	0- 2	HOME	0- 0	0- 2	0- 5			
0- 9	0- 0	0- 2	AWAY	0- 0	0- 2	0- 5			
0- 0	0- 0	0- 0	NEUTRAL	0- 0	0- 0	0- 0			

RPI S	Opponent	Score	RPI S	Opponent	Score	RPI S	Opponent	Score	RPI S	Opponent	Score	Team's RPI: 328
			30 James Madison	50 92		74 Stony Brook	38 81		104 William & Mary	42 71		
			30 James Madison	52 89					104 William & Mary	53 66		
			38 Drexel	54 74					132 Campbell	58 55		
			38 Drexel	32 45					145 Northeastern	51 74		
									145 Northeastern	54 62		
									151 N Samford	45 65		
									171 Elon	50 67		
									171 Elon	56 69		
									185 Delaware	59 80		
									185 Delaware	67 77		
									191 Cleveland St.	51 61		
									193 Towson	71 84		
									193 Towson	54 71		
									215 N Houston	44 54		
									227 Fairfield	64 73		
									232 Morgan St.	51 39		
									259 Col. of Charleston	63 67		
									259 Col. of Charleston	60 63		
									262 Howard	64 73		
									272 UNCW	43 56		
									272 UNCW	59 62		
									283 Sacred Heart	44 71		
									333 LIU Brooklyn	46 85		
									345 Hartford	43 41		
LAST 10 Division I												
			145 Northeastern	54 62		104 William & Mary	42 71					
			272 UNCW	43 56		171 Elon	50 67					
			259 Col. of Charleston	63 67		185 Delaware	67 77					
			30 James Madison	52 89		38 Drexel	32 45					
			193 Towson	54 71		259 Col. of Charleston	60 63					

Non-Div I Games:

Hofstra

Loss, Non-Conf, S Site, Home Away N Neutral

Holy Cross

Through Games Of March 9, 2020

Average RPI Win:	218	WON-LOST	WINNING	LAST 10	STRENGTH OF	OPP. STRENGTH	TEAM	ADJ.	CONF.	ADJ CONF.
Average RPI Loss:	142	RECORD	PCT. RANK	GAMES	SCHEDULE	OF SCHEDULE	RPI	RPI	RPI	RPI
DIV. I ONLY	19- 11	88	6-4	203	187	122	122	16	16	
DIV. I NON-CONF.	7- 4	100	0	254	270	116	116	15	15	
TOTALS	RPI 1-25	RPI 26-50	W-L RECORDS	RPI 51-100	RPI 101-150	RPI 150+				
19- 11	0- 0	0- 2	OVERALL	1- 0	2- 6	16- 3				
11- 3	0- 0	0- 1	HOME	1- 0	1- 2	9- 0				
8- 8	0- 0	0- 1	AWAY	0- 0	1- 4	7- 3				
0- 0	0- 0	0- 0	NEUTRAL	0- 0	0- 0	0- 0				
7- 4	0- 0	0- 0	NON-CONFERENCE	1- 0	0- 2	6- 2				
4- 0	0- 0	0- 0	HOME	1- 0	0- 0	3- 0				
3- 4	0- 0	0- 0	AWAY	0- 0	0- 2	3- 2				
0- 0	0- 0	0- 0	NEUTRAL	0- 0	0- 0	0- 0				
12- 7	0- 0	0- 2	CONFERENCE	0- 0	2- 4	10- 1				
7- 3	0- 0	0- 1	HOME	0- 0	1- 2	6- 0				
5- 4	0- 0	0- 1	AWAY	0- 0	1- 2	4- 1				
0- 0	0- 0	0- 0	NEUTRAL	0- 0	0- 0	0- 0				

RPI 1-25			RPI 26-50			RPI 51-100			RPI 101+			Team's RPI: 122			
RPI	S	Opponent	Score	RPI	S	Opponent	Score	RPI	S	Opponent	Score	RPI	S	Opponent	Score
				49	A	Bucknell	45 63	61	H	Boston College	80 71	107	A	Lehigh	74 57
				49	H	Bucknell	40 51					107	H	Lehigh	65 62
												125	A	Colgate	60 71
												125	H	Colgate	69 80
												126	A	North Florida	60 80
												129	A	Boston U.	70 76
												129	H	Boston U.	51 62
												149	A	Massachusetts	72 75
												168	A	Lafayette	57 49
												168	H	Lafayette	52 33
												168	H	Lafayette	57 56
												177	H	Merrimack	68 42
												203	A	American	73 58
												203	H	American	72 59
												204	A	Illinois	75 78
												209	A	Rhode Island	58 73
												223	A	Brown	83 71
												224	A	Stetson	75 63
												265	H	New Hampshire	82 61
												268	A	Army West Point	48 61
												268	H	Army West Point	64 61
												279	A	Loyola Maryland	64 56
												279	H	Loyola Maryland	66 48
												283	A	Sacred Heart	65 52
												320	A	Navy	58 49
												320	H	Navy	57 43
LAST 10 Division I															
				168	H	Lafayette	52 33					49	A	Bucknell	45 63
				279	H	Loyola Maryland	66 48					168	A	Lafayette	57 49
				203	A	American	73 58					107	H	Lehigh	65 62
				268	H	Army West Point	64 61					129	H	Boston U.	51 62
				125	H	Colgate	69 80					125	A	Colgate	60 71

Non-Div I Games:

Holy Cross

Loss, Non-Conf, S Site, H Home A Away N Neutral

RPI	S	Opponent	Score
323	H	Bryant	87 75

H
o
l
y
C
r
o
s
s

H
o
l
y
C
r
o
s
s

Holy Cross

Average RPI Win: 229	WON-LOST	WINNING	LAST 10	STRENGTH OF	OPP. STRENGTH	TEAM	ADJ.	CONF.	ADJ CONF.
Average RPI Loss: 112	RECORD	PCT. RANK	GAMES	SCHEDULE	OF SCHEDULE	RPI	RPI	RPI	RPI
DIV. I ONLY	12- 19	241	2-8	134	90	215	215	9	9
DIV. I NON-CONF.	7- 7	164	0	199	148	194	194	9	9
TOTALS	RPI 1-25	RPI 26-50	W-L RECORDS	RPI 51-100	RPI 101-150	RPI 150+			
12- 19	0- 3	0- 2	OVERALL	1- 6	0- 2	11- 6			
9- 5	0- 1	0- 2	HOME	1- 1	0- 1	8- 0			
1- 11	0- 2	0- 0	AWAY	0- 4	0- 1	1- 4			
2- 3	0- 0	0- 0	NEUTRAL	0- 1	0- 0	2- 2			
7- 7	0- 1	0- 1	NON-CONFERENCE	1- 3	0- 0	6- 2			
5- 1	0- 0	0- 1	HOME	1- 0	0- 0	4- 0			
0- 4	0- 1	0- 0	AWAY	0- 2	0- 0	0- 1			
2- 2	0- 0	0- 0	NEUTRAL	0- 1	0- 0	2- 1			
5- 12	0- 2	0- 1	CONFERENCE	0- 3	0- 2	5- 4			
4- 4	0- 1	0- 1	HOME	0- 1	0- 1	4- 0			
1- 7	0- 1	0- 0	AWAY	0- 2	0- 1	1- 3			
0- 1	0- 0	0- 0	NEUTRAL	0- 0	0- 0	0- 1			

RPI	S	Opponent	Score	RPI	S	Opponent	Score	RPI	S	Opponent	Score	RPI	S	Opponent	Score	Team's RPI: 215
4	A	UConn	51 91	36	H	FGCU	45 57	59	A	Cincinnati	66 85	118	A	Temple	75 76	
4	H	UConn	40 92	37	H	UCF	49 67	59	H	Cincinnati	65 74	118	H	Temple	58 61	
22	A	Texas A&M	43 72					68	A	South Fla.	45 74	167	H	Wichita St.	64 56	
								79	A	Georgia Tech	38 69	167	N	Wichita St.	64 72	
								88	A	Fordham	54 63	173	A	Tulane	66 60	
								91	H	Oklahoma	85 69	196	H	Memphis	75 65	
								98	N	Syracuse	62 87	205	H	Southern Miss.	75 60	
												214	N	San Francisco	57 80	
												228	A	SMU	47 60	
												228	H	SMU	55 53	
												230	A	New Mexico	71 81	
												242	A	East Carolina	50 53	
												242	H	East Carolina	72 63	
												252	H	Southeastern La.	78 65	
												261	A	Tulsa	64 71	
												264	H	Louisiana Tech	67 53	
												284	N	California Baptist	96 75	
												315	H	Houston Baptist	82 60	
												328	N	Hofstra	54 44	
LAST 10 Division I																
		167	N	Wichita St.	64	72				118	A	Temple	75	76		
		261	A	Tulsa	64	71				37	H	UCF	49	67		
		4	H	UConn	40	92				242	A	East Carolina	50	53		
		228	A	SMU	47	60				228	H	SMU	55	53		
		59	H	Cincinnati	65	74				173	A	Tulane	66	60		

Houston

Houston

Non-Div I Games:

Houston

Houston Baptist

Through Games Of March 9, 2020

Average RPI Win:	282	WON-LOST	WINNING	LAST 10	STRENGTH OF	OPP. STRENGTH	TEAM	ADJ.	CONF.	ADJ CONF.
Average RPI Loss:	183	RECORD	PCT. RANK	GAMES	SCHEDULE	OF SCHEDULE	RPI	RPI	RPI	RPI
DIV. I ONLY	6- 21	314	3-7	270	280	315	315	23	23	
DIV. I NON-CONF.	2- 5	259	0	176	238	207	207	24	24	
TOTALS	RPI 1-25	RPI 26-50	W-L RECORDS	RPI 51-100	RPI 101-150	RPI 150+				
6- 21	0- 1	0- 0	OVERALL	0- 5	0- 3	6- 12				
3- 8	0- 0	0- 0	HOME	0- 3	0- 1	3- 4				
3- 13	0- 1	0- 0	AWAY	0- 2	0- 2	3- 8				
0- 0	0- 0	0- 0	NEUTRAL	0- 0	0- 0	0- 0				
2- 5	0- 1	0- 0	NON-CONFERENCE	0- 0	0- 1	2- 3				
0- 1	0- 0	0- 0	HOME	0- 0	0- 0	0- 1				
2- 4	0- 1	0- 0	AWAY	0- 0	0- 1	2- 2				
0- 0	0- 0	0- 0	NEUTRAL	0- 0	0- 0	0- 0				
4- 16	0- 0	0- 0	CONFERENCE	0- 5	0- 2	4- 9				
3- 7	0- 0	0- 0	HOME	0- 3	0- 1	3- 3				
1- 9	0- 0	0- 0	AWAY	0- 2	0- 1	1- 6				
0- 0	0- 0	0- 0	NEUTRAL	0- 0	0- 0	0- 0				

RPI 1-25				RPI 26-50				RPI 51-100				RPI 101+ Team's RPI: 315			
RPI	S	Opponent	Score	RPI	S	Opponent	Score	RPI	S	Opponent	Score	RPI	S	Opponent	Score
5	A	Baylor	42 112					78	A	A&M-Corpus Christi	47 58	134	A	Texas Tech	51 59
								78	H	A&M-Corpus Christi	65 75	147	A	Sam Houston St.	60 75
								82	H	SFA	42 59	147	H	Sam Houston St.	69 97
								84	A	Abilene Christian	54 71	167	A	Wichita St.	42 59
								84	H	Abilene Christian	79 84	170	A	New Orleans	84 88
												174	H	Northern Ariz.	62 79
												198	A	Oral Roberts	74 73
												215	A	Houston	60 82
												237	A	Central Ark.	39 63
												252	H	Southeastern La.	59 69
												255	A	Nicholls St.	53 57
												255	H	Nicholls St.	78 84
												266	A	Lamar University	53 60
												266	H	Lamar University	72 59
												267	A	Incarnate Word	60 55
												267	H	Incarnate Word	66 49
												336	A	Northwestern St.	60 69
												336	H	Northwestern St.	46 54
												347	A	McNeese	72 88
												347	H	McNeese	56 54
												348	A	La.-Monroe	72 65
LAST 10 Division I															
78	A	A&M-Corpus Christi	47 58	84	H	Abilene Christian	79 84	267	H	Lamar University	72 59				
267	H	Incarnate Word	66 49	84	A	Abilene Christian	54 71	347	H	McNeese	56 54				
347	H	McNeese	56 54	336	H	Northwestern St.	46 54	147	A	Sam Houston St.	60 75				
255	A	Nicholls St.	53 57	170	A	New Orleans	84 88								

Non-Div I Games: LSU-Shreveport 67 44 Paul Quinn 63 34

Houston Baptist

Loss, Non-Conf, S Site, H Home A Away N Neutral

Average RPI Win: 307	WON-LOST	WINNING	LAST 10	STRENGTH OF	OPP. STRENGTH	TEAM	ADJ.	CONF.	ADJ CONF.
Average RPI Loss: 164	RECORD	PCT. RANK	GAMES	SCHEDULE	OF SCHEDULE	RPI	RPI	RPI	RPI
DIV. I ONLY	15- 14	159	4-6	347	298	262	262	29	29
DIV. I NON-CONF.	8- 5	117	0	312	221	181	181	29	29
TOTALS	RPI 1-25	RPI 26-50	W-L RECORDS	RPI 51-100	RPI 101-150	RPI 150+			
15- 14	0- 0	0- 1	OVERALL	0- 2	0- 3	15- 8			
7- 5	0- 0	0- 0	HOME	0- 0	0- 1	7- 4			
8- 7	0- 0	0- 0	AWAY	0- 2	0- 1	8- 4			
0- 2	0- 0	0- 1	NEUTRAL	0- 0	0- 1	0- 0			
8- 5	0- 0	0- 1	NON-CONFERENCE	0- 2	0- 1	8- 1			
3- 1	0- 0	0- 0	HOME	0- 0	0- 0	3- 1			
5- 2	0- 0	0- 0	AWAY	0- 2	0- 0	5- 0			
0- 2	0- 0	0- 1	NEUTRAL	0- 0	0- 1	0- 0			
7- 9	0- 0	0- 0	CONFERENCE	0- 0	0- 2	7- 7			
4- 4	0- 0	0- 0	HOME	0- 0	0- 1	4- 3			
3- 5	0- 0	0- 0	AWAY	0- 0	0- 1	3- 4			
0- 0	0- 0	0- 0	NEUTRAL	0- 0	0- 0	0- 0			

RPI S	Opponent	Score	RPI S	Opponent	Score	RPI S	Opponent	Score	RPI S	Opponent	Score	Team's RPI: 262
49 N	Bucknell	60 70	64 A	Tennessee	38 88	112 A	Bethune-Cookman	59 88	112 H	Bethune-Cookman	59 75	
			68 A	South Fla.	53 82	141 N	Washington	58 75	158 A	Norfolk St.	60 69	
						158 H	Norfolk St.	80 83	165 A	N.C. A&T	55 60	
						194 H	La Salle	62 78	232 A	Morgan St.	67 74	
						232 H	Morgan St.	52 68	242 A	East Carolina	67 51	
						250 A	George Mason	86 75	277 H	Delaware St.	76 71	
						279 A	Loyola Maryland	75 69	292 H	Niagara	91 42	
						295 A	N.C. Central	71 89	297 A	UMBC	72 61	
						302 H	Fairleigh Dickinson	64 56	317 H	Saint Peter's	92 80	
						318 A	UMES	79 58	318 H	UMES	70 71	
						328 A	Hofstra	73 64	335 A	Coppin St.	66 54	
						335 H	Coppin St.	64 52	339 A	Florida A&M	82 56	
						339 A	Florida A&M	82 56	339 H	Florida A&M	72 58	
						350 H	South Carolina St.	78 47				
LAST 10 Division I												
277 H	Delaware St.	76 71	112 A	Bethune-Cookman	59 88	335 A	Coppin St.	66 54	335 H	Coppin St.	64 52	
318 H	UMES	70 71	339 A	Florida A&M	82 56	339 A	Florida A&M	82 56	339 H	Florida A&M	72 58	
158 A	Norfolk St.	60 69	335 H	Coppin St.	64 52	339 H	Florida A&M	72 58	350 H	South Carolina St.	78 47	
295 A	N.C. Central	71 89	232 H	Morgan St.	52 68							
165 A	N.C. A&T	55 60	335 A	Coppin St.	66 54							

Non-Div I Games:

Howard

■ Loss,
 ■ Non-Conf,
 ■ S Site,
 ■ Home
 ■ A Away
 N Neutral

I
U
P
U
I

I
U
P
U
I

IUPUI

Page 128

Team				Through Games Of March 9, 1910						
Average RPI Win:	230	WON-LOST	WINNING	LAST 10	STRENGTH OF	OPP. STRENGTH	TEAM	ADJ.	CONF.	ADJ CONF.
Average RPI Loss:	133	RECORD	PCT. RANK	GAMES	SCHEDULE	OF SCHEDULE	RPI	RPI	RPI	RPI
DIV. I ONLY	20- 9	64	7-3	233	193	108	108	18	18	
DIV. I NON-CONF.	5- 4	140	0	177	116	115	115	17	17	

TOTALS	RPI 1-25		RPI 26-50		W-L RECORDS		RPI 51-100		RPI 101-150	RPI 150+
20- 9	0- 0		0- 1		OVERALL		1- 3		1- 0	18- 5
10- 2	0- 0		0- 0		HOME		0- 1		0- 0	10- 1
10- 5	0- 0		0- 0		AWAY		1- 2		1- 0	8- 3
0- 2	0- 0		0- 1		NEUTRAL		0- 0		0- 0	0- 1
5- 4	0- 0		0- 1		NON-CONFERENCE		0- 2		1- 0	4- 1
2- 0	0- 0		0- 0		HOME		0- 0		0- 0	2- 0
3- 2	0- 0		0- 0		AWAY		0- 2		1- 0	2- 0
0- 2	0- 0		0- 1		NEUTRAL		0- 0		0- 0	0- 1
15- 5	0- 0		0- 0		CONFERENCE		1- 1		0- 0	14- 4
8- 2	0- 0		0- 0		HOME		0- 1		0- 0	8- 1
7- 3	0- 0		0- 0		AWAY		1- 0		0- 0	6- 3
0- 0	0- 0		0- 0		NEUTRAL		0- 0		0- 0	0- 0

RPI 1-25				RPI 26-50				RPI 51-100				RPI 101+				Team's RPI: 108	
RPI	S	Opponent	Score	RPI	S	Opponent	Score	RPI	S	Opponent	Score	RPI	S	Opponent	Score		
				33	N	Old Dominion	55 67	63	A	Montana St.	69 68	105	A	San Diego	65 32		
								63	H	Montana St.	56 62	152	A	Montana	60 69		
								68	A	South Fla.	64 67	152	H	Montana	52 51		
								69	A	Oklahoma St.	47 62	174	A	Northern Ariz.	67 70		
												174	H	Northern Ariz.	70 71		
												178	A	Idaho St.	61 50		
												178	H	Idaho St.	62 56		
												179	A	Southern Utah	71 56		
												179	H	Southern Utah	70 57		
												197	A	Portland St.	53 74		
												197	H	Portland St.	65 52		
												210	H	Hawaii	67 52		
												214	A	San Francisco	66 60		
												225	A	Northern Colo.	57 46		
												225	H	Northern Colo.	70 65		
												266	N	Lamar University	44 47		
												291	H	Colorado St.	61 54		
												305	A	Seattle U	90 84		
												307	A	Sacramento St.	96 88		
												307	H	Sacramento St.	70 44		
												312	A	Eastern Wash.	75 46		
												312	H	Eastern Wash.	69 60		
												327	A	Weber St.	91 57		
												327	H	Weber St.	70 50		
				178	A	Idaho St.	61 50	174	A	Northern Ariz.	67 70						
				327	A	Weber St.	91 57	197	H	Portland St.	65 52						
				179	H	Southern Utah	70 57	312	A	Eastern Wash.	75 46						
				225	H	Northern Colo.	70 65	152	A	Montana	60 69						
				307	A	Sacramento St.	96 88	63	H	Montana St.	56 62						
EAST 10 Division I																	

Non-Div I Games:

Idaho

Loss, Non-Conf, S Site, H Home A Away N Neutral

Average RPI Win:	253	WON-LOST	WINNING	LAST 10	STRENGTH OF	OPP. STRENGTH	TEAM	ADJ.	CONF.	ADJ CONF.
Average RPI Loss:	133	RECORD	PCT. RANK	GAMES	SCHEDULE	OF SCHEDULE	RPI	RPI	RPI	RPI
DIV. I ONLY	15- 12	138	8-2	252	189	178	178	18	18	
DIV. I NON-CONF.	2- 5	259	0	260	70	264	264	17	17	
TOTALS	RPI 1-25	RPI 26-50	W-L RECORDS	RPI 51-100	RPI 101-150	RPI 150+				
15- 12	0- 0	0- 2	OVERALL	0- 3	0- 2	15- 5				
7- 5	0- 0	0- 0	HOME	0- 1	0- 1	7- 3				
8- 7	0- 0	0- 2	AWAY	0- 2	0- 1	8- 2				
0- 0	0- 0	0- 0	NEUTRAL	0- 0	0- 0	0- 0				
2- 5	0- 0	0- 2	NON-CONFERENCE	0- 1	0- 0	2- 2				
1- 1	0- 0	0- 0	HOME	0- 0	0- 0	1- 1				
1- 4	0- 0	0- 2	AWAY	0- 1	0- 0	1- 1				
0- 0	0- 0	0- 0	NEUTRAL	0- 0	0- 0	0- 0				
13- 7	0- 0	0- 0	CONFERENCE	0- 2	0- 2	13- 3				
6- 4	0- 0	0- 0	HOME	0- 1	0- 1	6- 2				
7- 3	0- 0	0- 0	AWAY	0- 1	0- 1	7- 1				
0- 0	0- 0	0- 0	NEUTRAL	0- 0	0- 0	0- 0				

RPI S	Opponent	Score	RPI S	Opponent	Score	RPI S	Opponent	Score	RPI S	Opponent	Score	Team's RPI: 178
26	A Duke	66 85	42	A Arizona St.	69 74	63	A Montana St.	59 67	108	A Idaho	56 62	
						63	H Montana St.	55 74	108	H Idaho	50 61	
						69	A Oklahoma St.	52 70	152	A Montana	67 53	
									152	H Montana	72 59	
									174	A Northern Ariz.	79 76	
									174	H Northern Ariz.	59 70	
									179	A Southern Utah	65 72	
									179	H Southern Utah	73 54	
									197	A Portland St.	68 63	
									197	H Portland St.	64 69	
									225	A Northern Colo.	71 55	
									225	H Northern Colo.	59 39	
									280	A Utah St.	61 69	
									284	H California Baptist	68 74	
									290	A Utah Valley	88 61	
									305	H Seattle U	73 48	
									307	A Sacramento St.	75 51	
									307	H Sacramento St.	80 62	
									312	A Eastern Wash.	67 47	
									312	H Eastern Wash.	77 49	
									327	A Weber St.	65 54	
									327	H Weber St.	55 41	
LAST 10 Division I												
108	H Idaho	50 61	152	H Montana	72 59							
312	H Eastern Wash.	77 49	63	H Montana St.	55 74							
197	A Portland St.	68 63	307	A Sacramento St.	75 51							
225	A Northern Colo.	71 55	174	A Northern Ariz.	79 76							
327	H Weber St.	55 41	179	H Southern Utah	73 54							

Non-Div I Games: Arizona Christian 93 36 Montana Tech 83 57

Idaho St.

Average RPI Win:	236	WON-LOST	WINNING	LAST 10	STRENGTH OF	OPP. STRENGTH	TEAM	ADJ.	CONF.	ADJ CONF.
Average RPI Loss:	55	RECORD	PCT. RANK	GAMES	SCHEDULE	OF SCHEDULE	RPI	RPI	RPI	RPI
DIV. I ONLY	11- 19	259	1-9	82	55	204	204	2	2	
DIV. I NON-CONF.	9- 2	37	0	315	324	154	154	2	2	
TOTALS	RPI 1-25	RPI 26-50	W-L RECORDS	RPI 51-100	RPI 101-150	RPI 150+				
11- 19	0- 8	0- 5	OVERALL	1- 2	1- 4	9- 0				
9- 9	0- 4	0- 2	HOME	1- 1	1- 2	7- 0				
2- 9	0- 4	0- 3	AWAY	0- 1	0- 1	2- 0				
0- 1	0- 0	0- 0	NEUTRAL	0- 0	0- 1	0- 0				
9- 2	0- 0	0- 0	NON-CONFERENCE	0- 1	1- 1	8- 0				
8- 1	0- 0	0- 0	HOME	0- 1	1- 0	7- 0				
1- 1	0- 0	0- 0	AWAY	0- 0	0- 1	1- 0				
0- 0	0- 0	0- 0	NEUTRAL	0- 0	0- 0	0- 0				
2- 17	0- 8	0- 5	CONFERENCE	1- 1	0- 3	1- 0				
1- 8	0- 4	0- 2	HOME	1- 0	0- 2	0- 0				
1- 8	0- 4	0- 3	AWAY	0- 1	0- 0	1- 0				
0- 1	0- 0	0- 0	NEUTRAL	0- 0	0- 1	0- 0				

RPI	S	Opponent	Score	RPI	S	Opponent	Score	RPI	S	Opponent	Score	RPI	S	Opponent	Score	Team's RPI: 204
3	H	Maryland	60 79	34	A	Michigan	59 80	75	H	Illinois St.	58 74	103	H	Michigan St.	58 72	
11	A	Northwestern	58 75	46	A	Purdue	67 81	90	A	Nebraska	58 80	122	H	Holy Cross	78 75	
11	H	Northwestern	50 77	46	H	Purdue	58 70	92	H	Minnesota	74 71	148	H	Wisconsin	64 73	
14	A	Indiana	42 83	47	A	Rutgers	41 72					148	N	Wisconsin	55 71	
14	H	Indiana	54 59	47	H	Rutgers	51 75					150	A	North Carolina	60 85	
15	A	Iowa	72 108									172	H	Austin Peay	76 62	
17	A	Ohio St.	47 77									175	A	Missouri	58 51	
17	H	Ohio St.	58 78									177	H	Merrimack	75 72	
												219	A	Penn St.	70 66	
												303	H	Presbyterian	71 52	
												323	H	Bryant	69 55	
												329	H	Ark.-Pine Bluff	65 50	
												330	H	Evansville	59 44	
												349	H	Chicago St.	96 66	
LAST 10 Division I																
148	N	Wisconsin	55 71	46	H	Purdue	58 70									
11	A	Northwestern	58 75	14	H	Indiana	54 59									
103	H	Michigan St.	58 72	219	A	Penn St.	70 66									
90	A	Nebraska	58 80	17	H	Ohio St.	58 78									
34	A	Michigan	59 80	148	H	Wisconsin	64 73									

Non-Div I Games:

Illinois

Loss, Non-Conf, S Site, H Home A Away N Neutral

Average RPI Win:	179	WON-LOST	WINNING	LAST 10	STRENGTH OF	OPP. STRENGTH	TEAM	ADJ.	CONF.	ADJ CONF.
Average RPI Loss:	73	RECORD	PCT. RANK	GAMES	SCHEDULE	OF SCHEDULE	RPI	RPI	RPI	RPI
DIV. I ONLY	18- 10	83	6-4	94	98	75	75	8	8	
DIV. I NON-CONF.	7- 3	80	0	154	177	66	66	7	7	
TOTALS	RPI 1-25	RPI 26-50	W-L RECORDS	RPI 51-100	RPI 101-150	RPI 150+				
18- 10	1- 4	1- 2	OVERALL	2- 1	3- 1	11- 2				
11- 3	1- 1	1- 1	HOME	1- 0	1- 1	7- 0				
7- 7	0- 3	0- 1	AWAY	1- 1	2- 0	4- 2				
0- 0	0- 0	0- 0	NEUTRAL	0- 0	0- 0	0- 0				
7- 3	0- 1	1- 0	NON-CONFERENCE	0- 1	0- 0	6- 1				
5- 0	0- 0	1- 0	HOME	0- 0	0- 0	4- 0				
2- 3	0- 1	0- 0	AWAY	0- 1	0- 0	2- 1				
0- 0	0- 0	0- 0	NEUTRAL	0- 0	0- 0	0- 0				
11- 7	1- 3	0- 2	CONFERENCE	2- 0	3- 1	5- 1				
6- 3	1- 1	0- 1	HOME	1- 0	1- 1	3- 0				
5- 4	0- 2	0- 1	AWAY	1- 0	2- 0	2- 1				
0- 0	0- 0	0- 0	NEUTRAL	0- 0	0- 0	0- 0				

RPI 1-25				RPI 26-50				RPI 51-100				Team's RPI: 75		RPI 101+			
RPI	S	Opponent	Score	RPI	S	Opponent	Score	RPI	S	Opponent	Score			RPI	S	Opponent	Score
8	A	Missouri St.	74 87	48	H	UT Martin	70 47	66	A	UNI	69 61			110	A	Southern Ill.	62 54
8	H	Missouri St.	78 66	50	A	Bradley	61 76	66	H	UNI	65 57			110	H	Southern Ill.	66 56
23	A	Marquette	41 58	50	H	Bradley	62 66	85	A	Saint Louis	56 61			135	A	Valparaiso	72 60
25	A	Drake	82 87											135	H	Valparaiso	70 78
25	H	Drake	67 69											153	A	Loyola Chicago	64 69
														153	H	Loyola Chicago	86 85
														156	H	Jackson St.	77 55
														172	A	Austin Peay	72 77
														182	H	Northern Ill.	69 66
														204	A	Illinois	74 58
														213	H	Western Ill.	78 65
														216	A	North Dakota	66 58
														275	A	Indiana St.	62 55
														275	H	Indiana St.	83 69
														330	A	Evansville	68 51
														330	H	Evansville	81 58
														338	H	SIUE	74 53
LAST 10 Division I																	
275	A	Indiana St.	62 55	66	A	UNI	69 61										
330	A	Evansville	68 51	135	H	Valparaiso	70 78										
110	H	Southern Ill.	66 56	153	H	Loyola Chicago	86 85										
8	H	Missouri St.	78 66	50	H	Bradley	62 66										
25	A	Drake	82 87	8	A	Missouri St.	74 87										

Non-Div I Games: Truman 87 60

Illinois St.

Average RPI Win: 247	WON-LOST	WINNING	LAST 10	STRENGTH OF	OPP. STRENGTH	TEAM	ADJ.	CONF.	ADJ CONF.
Average RPI Loss: 187	RECORD	PCT. RANK	GAMES	SCHEDULE	OF SCHEDULE	RPI	RPI	RPI	RPI
DIV. I ONLY	10- 15	235	5-5	291	269	267	267	23	23
DIV. I NON-CONF.	0- 5	338	0	319	165	349	349	24	24
TOTALS	RPI 1-25	RPI 26-50	W-L RECORDS	RPI 51-100	RPI 101-150	RPI 150+			
10- 15	0- 0	0- 0	OVERALL	2- 6	1- 0	7- 9			
5- 6	0- 0	0- 0	HOME	1- 2	0- 0	4- 4			
5- 9	0- 0	0- 0	AWAY	1- 4	1- 0	3- 5			
0- 0	0- 0	0- 0	NEUTRAL	0- 0	0- 0	0- 0			
0- 5	0- 0	0- 0	NON-CONFERENCE	0- 2	0- 0	0- 3			
0- 1	0- 0	0- 0	HOME	0- 0	0- 0	0- 1			
0- 4	0- 0	0- 0	AWAY	0- 2	0- 0	0- 2			
0- 0	0- 0	0- 0	NEUTRAL	0- 0	0- 0	0- 0			
10- 10	0- 0	0- 0	CONFERENCE	2- 4	1- 0	7- 6			
5- 5	0- 0	0- 0	HOME	1- 2	0- 0	4- 3			
5- 5	0- 0	0- 0	AWAY	1- 2	1- 0	3- 3			
0- 0	0- 0	0- 0	NEUTRAL	0- 0	0- 0	0- 0			

RPI S	Opponent	Score	RPI S	Opponent	Score	RPI S	Opponent	Score	RPI S	Opponent	Score	Team's RPI: 267
						77	A Kansas St.	41 85	147	A Sam Houston St.	77 74	
						78	A A&M-Corpus Christi	50 56	170	A New Orleans	57 61	
						78	H A&M-Corpus Christi	38 64	170	H New Orleans	55 67	
						82	A SFA	45 67	237	H Central Ark.	37 47	
						82	H SFA	60 52	243	H San Diego St.	48 57	
						84	A Abilene Christian	71 70	252	A Southeastern La.	44 58	
						84	H Abilene Christian	69 76	255	H Nicholls St.	53 51	
						86	A Ohio	41 78	266	A Lamar University	67 48	
									266	H Lamar University	68 67	
									291	A Colorado St.	47 75	
									315	A Houston Baptist	49 66	
									315	H Houston Baptist	55 60	
									321	A UTSA	56 63	
									336	A Northwestern St.	69 67	
									336	H Northwestern St.	76 39	
									347	A McNeese	72 71	
									347	H McNeese	73 56	
LAST 10 Division I												
			84	H Abilene Christian	69 76	347	A McNeese	72 71				
			315	A Houston Baptist	49 66	170	A New Orleans	57 61				
			78	A A&M-Corpus Christi	50 56	336	H Northwestern St.	76 39				
			266	H Lamar University	68 67	252	A Southeastern La.	44 58				
			82	H SFA	60 52	147	A Sam Houston St.	77 74				

Non-Div I Games: Schreiner 70 35 Tex. A&M Int'l 55 38 Paul Quinn 79 62 UNKNOWN 74 52 Incarnate Word

Indiana

Through Games Of March 9, 2020

Average RPI Win:	120	WON-LOST	WINNING	LAST 10	STRENGTH OF	OPP. STRENGTH	TEAM	ADJ.	CONF.	ADJ CONF.
Average RPI Loss:	9	RECORD	PCT. RANK	GAMES	SCHEDULE	OF SCHEDULE	RPI	RPI	RPI	RPI
DIV. I ONLY	24- 8	40	7-3	9	12	14	14	2	2	
DIV. I NON-CONF.	10- 2	29	0	18	46	10	10	2	2	
TOTALS	RPI 1-25	RPI 26-50	W-L RECORDS	RPI 51-100	RPI 101-150	RPI 150+				
24- 8	1- 8	5- 0	OVERALL	5- 0	6- 0	7- 0				
11- 4	0- 4	1- 0	HOME	2- 0	3- 0	5- 0				
10- 2	0- 2	3- 0	AWAY	3- 0	2- 0	2- 0				
3- 2	1- 2	1- 0	NEUTRAL	0- 0	1- 0	0- 0				
10- 2	1- 2	0- 0	NON-CONFERENCE	1- 0	4- 0	4- 0				
5- 1	0- 1	0- 0	HOME	0- 0	1- 0	4- 0				
3- 0	0- 0	0- 0	AWAY	1- 0	2- 0	0- 0				
2- 1	1- 1	0- 0	NEUTRAL	0- 0	1- 0	0- 0				
14- 6	0- 6	5- 0	CONFERENCE	4- 0	2- 0	3- 0				
6- 3	0- 3	1- 0	HOME	2- 0	2- 0	1- 0				
7- 2	0- 2	3- 0	AWAY	2- 0	0- 0	2- 0				
1- 1	0- 1	1- 0	NEUTRAL	0- 0	0- 0	0- 0				

RPI	S	Opponent	Score	RPI	S	Opponent	Score	RPI	S	Opponent	Score	RPI	S	Opponent	Score
1	N	South Carolina	71 57	34	A	Michigan	78 60	90	A	Nebraska	57 53	103	H	Michigan St.	79 67
3	A	Maryland	62 76	46	A	Purdue	66 54	90	H	Nebraska	81 53	113	N	Washington St.	78 44
3	H	Maryland	69 79	46	H	Purdue	66 48	92	A	Minnesota	75 69	120	A	Miami (FL)	58 45
3	N	Maryland	51 66	47	A	Rutgers	66 56	92	H	Minnesota	65 52	126	H	North Florida	72 45
5	N	Baylor	62 77	47	N	Rutgers	78 60	99	A	Butler	64 53	139	A	Florida	73 49
11	H	Northwestern	69 71									148	H	Wisconsin	75 65
13	H	UCLA	58 68									154	H	Mt. St. Mary's	75 52
15	A	Iowa	85 91									156	H	Jackson St.	91 51
17	H	Ohio St.	76 80									204	A	Illinois	59 54
												204	H	Illinois	83 42
												219	A	Penn St.	76 60
												255	H	Nicholls St.	111 47
												263	H	Youngstown St.	93 56
LAST 10 Division I															
3	N	Maryland	51 66	17	H	Ohio St.	76 80	204	A	Illinois	59 54				
47	N	Rutgers	78 60					90	A	Nebraska	57 53				
34	A	Michigan	78 60					3	H	Maryland	69 79				
90	H	Nebraska	81 53					46	A	Purdue	66 54				
92	A	Minnesota	75 69												

Non-Div I Games:

Indiana

■ Loss,
■ Non-Conf,
■ S Site,
■ H Home
■ A Away
N Neutral

Indiana St.

Through Games Of March 9, 2020

Average RPI Win:	253	WON-LOST	WINNING	LAST 10	STRENGTH OF	OPP. STRENGTH	TEAM	ADJ.	CONF.	ADJ CONF.
Average RPI Loss:	115	RECORD	PCT. RANK	GAMES	SCHEDULE	OF SCHEDULE	RPI	RPI	RPI	RPI
DIV. I ONLY	5- 25	325	3-7	84	130	275	275	8	8	
DIV. I NON-CONF.	2- 10	313	0	206	297	297	297	7	7	
TOTALS	RPI 1-25	RPI 26-50	W-L RECORDS	RPI 51-100	RPI 101-150	RPI 150+				
5- 25	0- 4	0- 2	OVERALL	1- 6	0- 6	4- 7				
2- 11	0- 2	0- 1	HOME	1- 3	0- 2	1- 3				
3- 13	0- 2	0- 1	AWAY	0- 3	0- 4	3- 3				
0- 1	0- 0	0- 0	NEUTRAL	0- 0	0- 0	0- 1				
2- 10	0- 0	0- 0	NON-CONFERENCE	0- 3	0- 2	2- 5				
0- 4	0- 0	0- 0	HOME	0- 2	0- 0	0- 2				
2- 5	0- 0	0- 0	AWAY	0- 1	0- 2	2- 2				
0- 1	0- 0	0- 0	NEUTRAL	0- 0	0- 0	0- 1				
3- 15	0- 4	0- 2	CONFERENCE	1- 3	0- 4	2- 2				
2- 7	0- 2	0- 1	HOME	1- 1	0- 2	1- 1				
1- 8	0- 2	0- 1	AWAY	0- 2	0- 2	1- 1				
0- 0	0- 0	0- 0	NEUTRAL	0- 0	0- 0	0- 0				

RPI	S	Opponent	Score	RPI	S	Opponent	Score	RPI	S	Opponent	Score	RPI	S	Opponent	Score	Team's RPI: 275
8	A	Missouri St.	58 82	50	A	Bradley	75 91	66	A	UNI	43 73	110	A	Southern Ill.	42 60	
8	H	Missouri St.	55 76	50	H	Bradley	59 68	66	H	UNI	65 63	110	H	Southern Ill.	55 78	
25	A	Drake	65 105					75	A	Illinois St.	69 83	131	A	Kansas	72 84	
25	H	Drake	71 92					75	H	Illinois St.	55 62	135	A	Valparaiso	45 61	
								85	H	Saint Louis	53 55	135	H	Valparaiso	56 75	
								87	H	Southeast Mo. St.	58 68	136	A	Pacific	66 83	
								94	A	Colorado	46 59	153	A	Loyola Chicago	55 65	
												153	H	Loyola Chicago	51 58	
												186	H	Northern Ky.	68 70	
												200	A	Eastern Ill.	59 57	
												213	A	Western Ill.	72 83	
												239	A	Murray St.	62 70	
												251	H	Marshall	60 72	
												281	N	CSUN	59 67	
												330	A	Evansville	70 58	
												330	H	Evansville	68 58	
												341	A	UIC	61 40	
LAST 10 Division I																
75	H	Illinois St.	55 62	25	H	Drake	71 92									
50	H	Bradley	59 68	66	H	UNI	65 63									
330	A	Evansville	70 58	135	A	Valparaiso	45 61									
8	A	Missouri St.	58 82	153	A	Loyola Chicago	55 65									
110	A	Southern Ill.	42 60	330	H	Evansville	68 58									

Non-Div I Games:

Indiana St.

■ Loss,
■ Non-Conf,
■ S Site,
■ Home
■ A Away
N Neutral

Average RPI Win:	283	WON-LOST	WINNING	LAST 10	STRENGTH OF	OPP. STRENGTH	TEAM	ADJ.	CONF.	ADJ CONF.
Average RPI Loss:	154	RECORD	PCT. RANK	GAMES	SCHEDULE	OF SCHEDULE	RPI	RPI	RPI	RPI
DIV. I ONLY	9- 20	281	4-6	139	272	254	254	24	24	
DIV. I NON-CONF.	1- 8	322	0	31	192	221	221	25	25	
TOTALS	RPI 1-25	RPI 26-50	W-L RECORDS	RPI 51-100	RPI 101-150	RPI 150+				
9- 20	0- 1	0- 0	OVERALL	0- 7	0- 3	9- 9				
3- 10	0- 0	0- 0	HOME	0- 3	0- 2	3- 5				
6- 8	0- 1	0- 0	AWAY	0- 4	0- 0	6- 3				
0- 2	0- 0	0- 0	NEUTRAL	0- 0	0- 1	0- 1				
1- 8	0- 1	0- 0	NON-CONFERENCE	0- 3	0- 3	1- 1				
0- 3	0- 0	0- 0	HOME	0- 1	0- 2	0- 0				
1- 3	0- 1	0- 0	AWAY	0- 2	0- 0	1- 0				
0- 2	0- 0	0- 0	NEUTRAL	0- 0	0- 1	0- 1				
8- 12	0- 0	0- 0	CONFERENCE	0- 4	0- 0	8- 8				
3- 7	0- 0	0- 0	HOME	0- 2	0- 0	3- 5				
5- 5	0- 0	0- 0	AWAY	0- 2	0- 0	5- 3				
0- 0	0- 0	0- 0	NEUTRAL	0- 0	0- 0	0- 0				

RPI 1-25				RPI 26-50				RPI 51-100				RPI 101+ Team's RPI: 254			
RPI	S	Opponent	Score	RPI	S	Opponent	Score	RPI	S	Opponent	Score	RPI	S	Opponent	Score
19	A	Central Mich.	50 70					52	A	Marist	47 59	130	H	Duquesne	74 76
								52	H	Marist	56 73	141	N	Washington	34 65
								56	A	Penn	42 74	149	H	Massachusetts	51 65
								62	H	Seton Hall	37 89	183	A	Quinnipiac	75 71
								74	A	Stony Brook	40 59	183	H	Quinnipiac	63 67
								95	A	Rider	41 53	188	A	Manhattan	32 54
								95	H	Rider	37 81	188	H	Manhattan	47 59
												193	N	Towson	58 75
												227	A	Fairfield	59 52
												227	H	Fairfield	40 52
												276	A	Siena	45 57
												276	H	Siena	58 47
												282	A	Winthrop	68 61
												292	A	Niagara	70 58
												292	H	Niagara	57 63
												294	A	Monmouth	36 33
												294	H	Monmouth	50 56
												317	A	Saint Peter's	50 55
												317	H	Saint Peter's	69 59
												337	A	Canisius	60 57
												337	H	Canisius	78 72
LAST 10 Division I															
317	A	Saint Peter's	50 55	95	A	Rider	41 53	276	H	Siena	58 47				
52	A	Marist	47 59	227	A	Fairfield	59 52	294	H	Monmouth	50 56				
188	H	Manhattan	47 59	292	A	Niagara	70 58								
276	A	Siena	45 57												
337	H	Canisius	78 72												

Non-Div I Games:

Iona

■ Loss,
 ■ Non-Conf,
 ■ S Site,
 ■ H Home
 ■ A Away
 N Neutral

Average RPI Win:	112	WON-LOST	WINNING	LAST 10	STRENGTH OF	OPP. STRENGTH	TEAM	ADJ.	CONF.	ADJ CONF.
Average RPI Loss:	57	RECORD	PCT. RANK	GAMES	SCHEDULE	OF SCHEDULE	RPI	RPI	RPI	RPI
DIV. I ONLY	23- 7	32	6-4	25	11	15	15	2	2	
DIV. I NON-CONF.	9- 2	37	0	39	60	17	17	2	2	
TOTALS	RPI 1-25	RPI 26-50	W-L RECORDS	RPI 51-100	RPI 101-150	RPI 150+				
23- 7	6- 2	2- 2	OVERALL	4- 2	4- 1	7- 0				
15- 0	5- 0	0- 0	HOME	2- 0	3- 0	5- 0				
6- 5	1- 1	2- 2	AWAY	1- 2	1- 0	1- 0				
2- 2	0- 1	0- 0	NEUTRAL	1- 0	0- 1	1- 0				
9- 2	2- 0	1- 0	NON-CONFERENCE	1- 1	1- 1	4- 0				
6- 0	2- 0	0- 0	HOME	0- 0	1- 0	3- 0				
1- 1	0- 0	1- 0	AWAY	0- 1	0- 0	0- 0				
2- 1	0- 0	0- 0	NEUTRAL	1- 0	0- 1	1- 0				
14- 5	4- 2	1- 2	CONFERENCE	3- 1	3- 0	3- 0				
9- 0	3- 0	0- 0	HOME	2- 0	2- 0	2- 0				
5- 4	1- 1	1- 2	AWAY	1- 1	1- 0	1- 0				
0- 1	0- 1	0- 0	NEUTRAL	0- 0	0- 0	0- 0				

RPI	S	Opponent	Score	RPI	S	Opponent	Score	RPI	S	Opponent	Score	RPI	S	Opponent	Score
3	A	Maryland	59 93	34	A	Michigan	63 78	59	N	Cincinnati	69 61	103	H	Michigan St.	74 57
3	H	Maryland	66 61	40	A	Iowa St.	75 69	66	A	UNI	66 88	137	H	North Ala.	86 81
9	H	Princeton	77 75	46	A	Purdue	83 71	90	A	Nebraska	69 78	141	N	Washington	63 70
11	A	Northwestern	77 51	47	A	Rutgers	74 78	90	H	Nebraska	76 60	148	A	Wisconsin	85 78
14	H	Indiana	91 85					92	A	Minnesota	76 75	148	H	Wisconsin	97 71
17	H	Ohio St.	77 68					92	H	Minnesota	90 82	193	N	Towson	100 72
17	N	Ohio St.	66 87									201	H	Fla. Atlantic	85 53
25	H	Drake	79 67									204	H	Illinois	108 72
												219	A	Penn St.	77 66
												219	H	Penn St.	100 57
												221	H	Clemson	74 60
												295	H	N.C. Central	102 50
LAST 10 Division I															
17	N	Ohio St.	66 87	3	A	Maryland	59 93								
47	A	Rutgers	74 78	46	A	Purdue	83 71								
92	H	Minnesota	90 82	90	H	Nebraska	76 60								
219	H	Penn St.	100 57	34	A	Michigan	63 78								
148	H	Wisconsin	97 71	219	A	Penn St.	77 66								

Non-Div I Games:

Iowa

■ Loss,
■ Non-Conf,
■ S Site,
■ H Home
■ A Away
N Neutral

Average RPI Win:	129	WON-LOST	WINNING	LAST 10	STRENGTH OF	OPP. STRENGTH	TEAM	ADJ.	CONF.	ADJ CONF.
Average RPI Loss:	51	RECORD	PCT. RANK	GAMES	SCHEDULE	OF SCHEDULE	RPI	RPI	RPI	RPI
DIV. I ONLY	18- 11	102	6-4	16	54	40	40	3	3	
DIV. I NON-CONF.	8- 3	68	0	53	234	60	60	3	3	
<hr/>										
TOTALS	RPI 1-25	RPI 26-50	W-L RECORDS	RPI 51-100	RPI 101-150	RPI 150+				
18- 11	1- 5	1- 1	OVERALL	6- 4	5- 1	5- 0				
12- 5	1- 2	0- 1	HOME	4- 1	3- 1	4- 0				
6- 6	0- 3	1- 0	AWAY	2- 3	2- 0	1- 0				
0- 0	0- 0	0- 0	NEUTRAL	0- 0	0- 0	0- 0				
8- 3	0- 2	0- 0	NON-CONFERENCE	1- 1	2- 0	5- 0				
6- 2	0- 1	0- 0	HOME	0- 1	2- 0	4- 0				
2- 1	0- 1	0- 0	AWAY	1- 0	0- 0	1- 0				
0- 0	0- 0	0- 0	NEUTRAL	0- 0	0- 0	0- 0				
10- 8	1- 3	1- 1	CONFERENCE	5- 3	3- 1	0- 0				
6- 3	1- 1	0- 1	HOME	4- 0	1- 1	0- 0				
4- 5	0- 2	1- 0	AWAY	1- 3	2- 0	0- 0				
0- 0	0- 0	0- 0	NEUTRAL	0- 0	0- 0	0- 0				

RPI 1-25				RPI 26-50				Team's RPI: 40				RPI 51-100				RPI 101+			
RPI	S	Opponent	Score	RPI	S	Opponent	Score	RPI	S	Opponent	Score	RPI	S	Opponent	Score	RPI	S	Opponent	Score
5	A	Baylor	62 83	43	A	Texas	69 51	66	H	UNI	63 71	131	A	Kansas	61 42				
5	H	Baylor	57 56	43	H	Texas	75 81	69	A	Oklahoma St.	64 63	131	H	Kansas	89 67				
15	H	Iowa	69 75					69	H	Oklahoma St.	74 63	133	H	Texas Southern	79 59				
20	A	TCU	72 82					70	A	West Virginia	71 79	134	A	Texas Tech	96 66				
20	H	TCU	74 77					70	H	West Virginia	61 58	134	H	Texas Tech	74 77				
25	A	Drake	81 86					73	A	Alabama	75 66	137	H	North Ala.	80 72				
								77	A	Kansas St.	51 60	166	H	Wright St.	79 71				
								77	H	Kansas St.	73 59	170	H	New Orleans	71 53				
								91	A	Oklahoma	72 81	231	H	Southern U.	69 36				
								91	H	Oklahoma	63 59	257	A	North Dakota St.	86 58				
												329	H	Ark.-Pine Bluff	90 40				
LAST 10 Division I																			
5	H	Baylor	57 56	20	A	TCU	72 82												
131	A	Kansas	61 42	43	A	Texas	69 51												
70	H	West Virginia	61 58	91	H	Oklahoma	63 59												
77	A	Kansas St.	51 60	69	H	Oklahoma St.	74 63												
134	H	Texas Tech	74 77	70	A	West Virginia	71 79												

Non-Div I Games:

Iowa St.

Average RPI Win:	285	WON-LOST	WINNING	LAST 10	STRENGTH OF	OPP. STRENGTH	TEAM	ADJ.	CONF.	ADJ CONF.
Average RPI Loss:	147	RECORD	PCT. RANK	GAMES	SCHEDULE	OF SCHEDULE	RPI	RPI	RPI	RPI
DIV. I ONLY	18- 10	83	8-2	322	333	156	156	32	32	
DIV. I NON-CONF.	2- 8	295	0	110	69	228	228	31	31	
TOTALS	RPI 1-25	RPI 26-50	W-L RECORDS	RPI 51-100	RPI 101-150	RPI 150+				
18- 10	0- 2	0- 1	OVERALL	0- 1	2- 1	16- 5				
10- 1	0- 1	0- 0	HOME	0- 0	1- 0	9- 0				
8- 9	0- 1	0- 1	AWAY	0- 1	1- 1	7- 5				
0- 0	0- 0	0- 0	NEUTRAL	0- 0	0- 0	0- 0				
2- 8	0- 2	0- 1	NON-CONFERENCE	0- 1	0- 1	2- 3				
1- 1	0- 1	0- 0	HOME	0- 0	0- 0	1- 0				
1- 7	0- 1	0- 1	AWAY	0- 1	0- 1	1- 3				
0- 0	0- 0	0- 0	NEUTRAL	0- 0	0- 0	0- 0				
16- 2	0- 0	0- 0	CONFERENCE	0- 0	2- 0	14- 2				
9- 0	0- 0	0- 0	HOME	0- 0	1- 0	8- 0				
7- 2	0- 0	0- 0	AWAY	0- 0	1- 0	6- 2				
0- 0	0- 0	0- 0	NEUTRAL	0- 0	0- 0	0- 0				

RPI 1-25				RPI 26-50				RPI 51-100				RPI 101+ Team's RPI: 156			
RPI	S	Opponent	Score	RPI	S	Opponent	Score	RPI	S	Opponent	Score	RPI	S	Opponent	Score
10	H	Mississippi St.	53 92	50	A	Bradley	69 78	75	A	Illinois St.	55 77	120	A	Miami (FL)	68 83
14	A	Indiana	51 91									133	A	Texas Southern	72 61
												133	H	Texas Southern	81 79
												173	A	Tulane	46 82
												189	H	Louisiana	65 54
												231	A	Southern U.	72 51
												231	H	Southern U.	60 57
												234	A	Alabama A&M	71 75
												234	H	Alabama A&M	67 53
												237	A	Central Ark.	54 57
												252	A	Southeastern La.	59 63
												304	A	Prairie View	52 62
												304	H	Prairie View	53 49
												322	A	Alcorn	83 67
												322	H	Alcorn	76 66
												325	A	Alabama St.	76 56
												325	H	Alabama St.	94 62
												329	A	Ark.-Pine Bluff	56 44
												329	H	Ark.-Pine Bluff	68 47
												336	A	Northwestern St.	66 49
												344	A	Grambling	82 59
												344	H	Grambling	61 46
												351	A	Mississippi Val.	90 61
												351	H	Mississippi Val.	103 53
LAST 10 Division I															
234	A	Alabama A&M	71 75	304	A	Prairie View	52 62								
325	A	Alabama St.	76 56	133	A	Texas Southern	72 61								
329	H	Ark.-Pine Bluff	68 47	231	H	Southern U.	60 57								
351	H	Mississippi Val.	103 53	322	H	Alcorn	76 66								
344	A	Grambling	82 59	329	A	Ark.-Pine Bluff	56 44								

Non-Div I Games:

Jackson St.

■ Loss,
 ■ Non-Conf,
 ■ S Site,
 ■ Home
 ■ A Away
 N Neutral

Jacksonville

Through Games Of March 9, 2020

Average RPI Win:	257	WON-LOST	WINNING	LAST 10	STRENGTH OF	OPP. STRENGTH	TEAM	ADJ.	CONF.	ADJ CONF.
Average RPI Loss:	94	RECORD	PCT. RANK	GAMES	SCHEDULE	OF SCHEDULE	RPI	RPI	RPI	RPI
DIV. I ONLY	16- 12	131	6-4	225	177	161	161	15	15	
DIV. I NON-CONF.	6- 5	151	0	251	276	184	184	14	14	
TOTALS	RPI 1-25	RPI 26-50	W-L RECORDS	RPI 51-100	RPI 101-150	RPI 150+				
16- 12	0- 0	0- 3	OVERALL	0- 4	2- 4	14- 1				
8- 6	0- 0	0- 1	HOME	0- 1	1- 3	7- 1				
8- 6	0- 0	0- 2	AWAY	0- 3	1- 1	7- 0				
0- 0	0- 0	0- 0	NEUTRAL	0- 0	0- 0	0- 0				
6- 5	0- 0	0- 1	NON-CONFERENCE	0- 2	0- 1	6- 1				
3- 2	0- 0	0- 0	HOME	0- 0	0- 1	3- 1				
3- 3	0- 0	0- 1	AWAY	0- 2	0- 0	3- 0				
0- 0	0- 0	0- 0	NEUTRAL	0- 0	0- 0	0- 0				
10- 7	0- 0	0- 2	CONFERENCE	0- 2	2- 3	8- 0				
5- 4	0- 0	0- 1	HOME	0- 1	1- 2	4- 0				
5- 3	0- 0	0- 1	AWAY	0- 1	1- 1	4- 0				
0- 0	0- 0	0- 0	NEUTRAL	0- 0	0- 0	0- 0				

RPI S	Opponent	Score	RPI S	Opponent	Score	RPI S	Opponent	Score	RPI S	Opponent	Score	Team's RPI: 161
31	A Florida St.	41 75	68	A South Fla.	39 70	112	H Bethune-Cookman	52 53				
36	A FGCU	64 77	94	A Colorado	44 66	126	A North Florida	69 60				
36	H FGCU	68 81	100	A Liberty	76 85	126	H North Florida	67 77				
			100	H Liberty	59 65	126	H North Florida	64 70				
						137	A North Ala.	65 76				
						137	H North Ala.	67 56				
						158	H Norfolk St.	64 71				
						222	A Kennesaw St.	93 83				
						222	H Kennesaw St.	88 81				
						224	A Stetson	71 57				
						224	H Stetson	57 52				
						246	A Lipscomb	73 64				
						246	H Lipscomb	76 53				
						248	A Jacksonville St.	55 40				
						255	H Nicholls St.	72 55				
						308	H FIU	77 52				
						324	A Mercer	87 83				
						326	H USC Upstate	87 43				
						331	A NJIT	66 54				
						331	H NJIT	88 67				
						339	A Florida A&M	88 54				
LAST 10 Division I												
126	H North Florida	67 77	126	A North Florida	69 60							
36	A FGCU	64 77	100	H Liberty	59 65							
224	A Stetson	71 57	331	A NJIT	66 54							
246	H Lipscomb	76 53	36	H FGCU	68 81							
222	H Kennesaw St.	88 81	137	H North Ala.	67 56							

Non-Div I Games: Thomas (GA) 94 36 Johnson (FL) 114 35

Jacksonville

Loss, Non-Conf, S Site, H Home A Away N Neutral

Average RPI Win:	247	WON-LOST	WINNING	LAST 10	STRENGTH OF	OPP. STRENGTH	TEAM	ADJ.	CONF.	ADJ CONF.
Average RPI Loss:	164	RECORD	PCT. RANK	GAMES	SCHEDULE	OF SCHEDULE	RPI	RPI	RPI	RPI
DIV. I ONLY	12- 16	219	5-5	247	243	248	248	20	20	
DIV. I NON-CONF.	2- 7	288	0	303	213	329	329	23	23	
TOTALS	RPI 1-25	RPI 26-50	W-L RECORDS	RPI 51-100	RPI 101-150	RPI 150+				
12- 16	0- 0	0- 3	OVERALL	2- 2	0- 2	10- 9				
8- 4	0- 0	0- 1	HOME	2- 0	0- 0	6- 3				
4- 9	0- 0	0- 2	AWAY	0- 2	0- 2	4- 3				
0- 3	0- 0	0- 0	NEUTRAL	0- 0	0- 0	0- 3				
2- 7	0- 0	0- 1	NON-CONFERENCE	0- 0	0- 2	2- 4				
2- 1	0- 0	0- 0	HOME	0- 0	0- 0	2- 1				
0- 4	0- 0	0- 1	AWAY	0- 0	0- 2	0- 1				
0- 2	0- 0	0- 0	NEUTRAL	0- 0	0- 0	0- 2				
10- 9	0- 0	0- 2	CONFERENCE	2- 2	0- 0	8- 5				
6- 3	0- 0	0- 1	HOME	2- 0	0- 0	4- 2				
4- 5	0- 0	0- 1	AWAY	0- 2	0- 0	4- 2				
0- 1	0- 0	0- 0	NEUTRAL	0- 0	0- 0	0- 1				

RPI 1-25				RPI 26-50				RPI 51-100				RPI 101+				Team's RPI: 248
RPI	S	Opponent	Score	RPI	S	Opponent	Score	RPI	S	Opponent	Score	RPI	S	Opponent	Score	
				44	A	Troy	64 94	55	A	Belmont	49 61	115	A	Auburn	53 62	
				48	A	UT Martin	72 86	55	H	Belmont	60 41	128	A	Vanderbilt	66 88	
				48	H	UT Martin	56 73	87	A	Southeast Mo. St.	52 79	161	H	Jacksonville	40 55	
								87	H	Southeast Mo. St.	72 51	172	H	Austin Peay	57 63	
												186	N	Northern Ky.	63 66	
												200	A	Eastern Ill.	52 55	
												200	N	Eastern Ill.	46 49	
												206	A	Tennessee Tech	66 50	
												206	H	Tennessee Tech	64 61	
												239	H	Murray St.	68 51	
												246	H	Lipscomb	65 63	
												285	A	Morehead St.	48 67	
												285	H	Morehead St.	55 69	
												287	N	Oakland	55 61	
												292	A	Eastern Ky.	43 33	
												292	H	Eastern Ky.	68 54	
												325	A	Alabama St.	63 68	
												334	A	Tennessee St.	63 45	
												334	H	Tennessee St.	70 48	
												338	A	SIUE	53 44	
												339	H	Florida A&M	72 67	
LAST 10 Division I																
				200	N	Eastern Ill.	46 49	55	A	Belmont	49 61					
				206	H	Tennessee Tech	64 61	206	A	Tennessee Tech	66 50					
				334	A	Tennessee St.	63 45	48	A	UT Martin	72 86					
				48	H	UT Martin	56 73	87	A	Southeast Mo. St.	52 79					
				87	H	Southeast Mo. St.	72 51	55	H	Belmont	60 41					

Non-Div I Games: Clark Atlanta 75 46 Fort Valley St. 87 65

Jacksonville St.

Loss, Non-Conf, S Site, H Home A Away N Neutral

Average RPI Win:	180	WON-LOST	WINNING	LAST 10	STRENGTH OF	OPP. STRENGTH	TEAM	ADJ.	CONF.	ADJ CONF.
Average RPI Loss:	78	RECORD	PCT. RANK	GAMES	SCHEDULE	OF SCHEDULE	RPI	RPI	RPI	RPI
DIV. I ONLY	25- 4	14	9-1	138	104	30	30	14	14	
DIV. I NON-CONF.	9- 2	37	0	83	21	30	30	13	13	
TOTALS	RPI 1-25	RPI 26-50	W-L RECORDS	RPI 51-100	RPI 101-150	RPI 150+				
25- 4	0- 1	2- 1	OVERALL	3- 1	6- 0	14- 1				
14- 1	0- 1	1- 0	HOME	2- 0	3- 0	8- 0				
10- 3	0- 0	0- 1	AWAY	1- 1	3- 0	6- 1				
1- 0	0- 0	1- 0	NEUTRAL	0- 0	0- 0	0- 0				
9- 2	0- 1	1- 0	NON-CONFERENCE	3- 1	2- 0	3- 0				
5- 1	0- 1	0- 0	HOME	2- 0	1- 0	2- 0				
3- 1	0- 0	0- 0	AWAY	1- 1	1- 0	1- 0				
1- 0	0- 0	1- 0	NEUTRAL	0- 0	0- 0	0- 0				
16- 2	0- 0	1- 1	CONFERENCE	0- 0	4- 0	11- 1				
9- 0	0- 0	1- 0	HOME	0- 0	2- 0	6- 0				
7- 2	0- 0	0- 1	AWAY	0- 0	2- 0	5- 1				
0- 0	0- 0	0- 0	NEUTRAL	0- 0	0- 0	0- 0				

RPI 1-25				RPI 26-50				RPI 51-100				RPI 101+			
RPI	S	Opponent	Score	RPI	S	Opponent	Score	RPI	S	Opponent	Score	RPI	S	Opponent	Score
3	H	Maryland	68 70	37	N	UCF	46 43	58	H	St. John's (NY)	76 73	104	A	William & Mary	67 53
				38	A	Drexel	48 70	76	A	Virginia	49 55	104	H	William & Mary	84 70
				38	H	Drexel	69 39	83	A	Villanova	56 52	115	H	Robert Morris	59 32
								100	H	Liberty	76 53	143	A	George Washington	69 50
												145	A	Northeastern	86 64
												145	H	Northeastern	67 54
												171	A	Elon	61 58
												171	H	Elon	61 48
												185	A	Delaware	60 39
												185	H	Delaware	69 64
												193	A	Towson	75 76
												193	H	Towson	81 39
												259	A	Col. of Charleston	87 53
												259	H	Col. of Charleston	81 50
												260	A	Georgetown	66 59
												271	H	Longwood	93 53
												272	A	UNCW	66 58
												272	H	UNCW	76 52
												277	H	Delaware St.	83 64
												328	A	Hofstra	89 52
												328	H	Hofstra	92 50
LAST 10 Division I															
				104	A	William & Mary	67 53					145	A	Northeastern	86 64
				171	A	Elon	61 58					272	H	UNCW	76 52
				185	H	Delaware	69 64					259	H	Col. of Charleston	81 50
				38	H	Drexel	69 39					193	H	Towson	81 39
				328	A	Hofstra	89 52					38	A	Drexel	48 70

Non-Div I Games:

James Madison

■ Loss,
 ■ Non-Conf, S Site,
 ■ Home
 ■ Away
 N Neutral

Kansas

Through Games Of March 9, 2020

Average RPI Win:	186	WON-LOST	WINNING	LAST 10	STRENGTH OF	OPP. STRENGTH	TEAM	ADJ.	CONF.	ADJ CONF.
Average RPI Loss:	54	RECORD	PCT. RANK	GAMES	SCHEDULE	OF SCHEDULE	RPI	RPI	RPI	RPI
DIV. I ONLY	15- 14	159	3-7	89	42	131	131	3	3	
DIV. I NON-CONF.	11- 0	1	0	311	235	59	59	3	3	
TOTALS	RPI 1-25	RPI 26-50	W-L RECORDS	RPI 51-100	RPI 101-150	RPI 150+				
15- 14	0- 4	1- 3	OVERALL	3- 6	2- 1	9- 0				
11- 6	0- 2	1- 1	HOME	1- 3	2- 0	7- 0				
3- 8	0- 2	0- 2	AWAY	2- 3	0- 1	1- 0				
1- 0	0- 0	0- 0	NEUTRAL	0- 0	0- 0	1- 0				
11- 0	0- 0	0- 0	NON-CONFERENCE	1- 0	1- 0	9- 0				
8- 0	0- 0	0- 0	HOME	0- 0	1- 0	7- 0				
2- 0	0- 0	0- 0	AWAY	1- 0	0- 0	1- 0				
1- 0	0- 0	0- 0	NEUTRAL	0- 0	0- 0	1- 0				
4- 14	0- 4	1- 3	CONFERENCE	2- 6	1- 1	0- 0				
3- 6	0- 2	1- 1	HOME	1- 3	1- 0	0- 0				
1- 8	0- 2	0- 2	AWAY	1- 3	0- 1	0- 0				
0- 0	0- 0	0- 0	NEUTRAL	0- 0	0- 0	0- 0				

RPI	S	Opponent	Score	RPI	S	Opponent	Score	RPI	S	Opponent	Score	RPI	S	Opponent	Score	Team's RPI: 131
5	A	Baylor	44 97	40	A	Iowa St.	67 89	69	A	Oklahoma St.	49 67	134	A	Texas Tech	72 89	
5	H	Baylor	47 90	40	H	Iowa St.	42 61	69	H	Oklahoma St.	77 69	134	H	Texas Tech	67 50	
20	A	TCU	59 73	43	A	Texas	77 85	70	A	West Virginia	53 60	139	H	Florida	76 66	
20	H	TCU	74 87	43	H	Texas	82 67	70	H	West Virginia	49 68	166	N	Wright St.	74 63	
								77	A	Kansas St.	63 83	201	A	Fla. Atlantic	90 60	
								77	H	Kansas St.	61 69	202	H	Saint Mary's (CA)	86 81	
								85	A	Saint Louis	68 60	212	H	UMass Lowell	79 44	
								91	A	Oklahoma	83 80	249	H	Texas St.	68 48	
								91	H	Oklahoma	82 94	273	H	Wofford	83 64	
												275	H	Indiana St.	84 72	
												310	H	Omaha	63 48	
												341	H	UIC	91 50	
LAST 10 Division I																
77	A	Kansas St.	63 83	43	H	Texas	82 67									
40	H	Iowa St.	42 61	134	A	Texas Tech	72 89									
69	H	Oklahoma St.	77 69	20	H	TCU	74 87									
91	A	Oklahoma	83 80	5	A	Baylor	44 97									
70	A	West Virginia	53 60	91	H	Oklahoma	82 94									

Non-Div I Games:

Kansas

Loss, Non-Conf, S Site, H Home A Away N Neutral

Average RPI Win:	159	WON-LOST	WINNING	LAST 10	STRENGTH OF	OPP. STRENGTH	TEAM	ADJ.	CONF.	ADJ CONF.
Average RPI Loss:	54	RECORD	PCT. RANK	GAMES	SCHEDULE	OF SCHEDULE	RPI	RPI	RPI	RPI
DIV. I ONLY	16- 13	143	7-3	30	43	77	77	3	3	
DIV. I NON-CONF.	6- 5	151	0	169	188	175	175	3	3	
TOTALS	RPI 1-25	RPI 26-50	W-L RECORDS	RPI 51-100	RPI 101-150	RPI 150+				
16- 13	0- 5	2- 3	OVERALL	4- 2	4- 2	6- 1				
9- 6	0- 2	1- 1	HOME	1- 2	2- 1	5- 0				
7- 5	0- 3	1- 2	AWAY	3- 0	2- 0	1- 0				
0- 2	0- 0	0- 0	NEUTRAL	0- 0	0- 1	0- 1				
6- 5	0- 1	0- 1	NON-CONFERENCE	0- 0	0- 2	6- 1				
5- 1	0- 0	0- 0	HOME	0- 0	0- 1	5- 0				
1- 2	0- 1	0- 1	AWAY	0- 0	0- 0	1- 0				
0- 2	0- 0	0- 0	NEUTRAL	0- 0	0- 1	0- 1				
10- 8	0- 4	2- 2	CONFERENCE	4- 2	4- 0	0- 0				
4- 5	0- 2	1- 1	HOME	1- 2	2- 0	0- 0				
6- 3	0- 2	1- 1	AWAY	3- 0	2- 0	0- 0				
0- 0	0- 0	0- 0	NEUTRAL	0- 0	0- 0	0- 0				

RPI	S	Opponent	Score	RPI	S	Opponent	Score	RPI	S	Opponent	Score	RPI	S	Opponent	Score
2	A	Oregon	51 89	29	A	Arkansas	72 81	69	A	Oklahoma St.	62 52	102	H	UT Arlington	53 57
5	A	Baylor	58 83	40	A	Iowa St.	59 73	69	H	Oklahoma St.	63 70	103	N	Michigan St.	60 65
5	H	Baylor	40 54	40	H	Iowa St.	60 51	70	A	West Virginia	56 55	131	A	Kansas	69 61
20	A	TCU	61 65	43	A	Texas	60 54	70	H	West Virginia	63 74	131	H	Kansas	83 63
20	H	TCU	52 54	43	H	Texas	63 71	91	A	Oklahoma	87 85	134	A	Texas Tech	76 72
								91	H	Oklahoma	92 74	134	H	Texas Tech	84 70
												196	N	Memphis	68 72
												198	H	Oral Roberts	109 69
												199	A	UMKC	74 67
												267	H	Incarnate Word	85 41
												300	H	UTRGV	79 66
												310	H	Omaha	73 48
												341	H	UIC	84 40
LAST 10 Division I															
131	H	Kansas	83 63	20	H	TCU	52 54								
69	A	Oklahoma St.	62 52	91	A	Oklahoma	87 85								
5	A	Baylor	58 83	70	A	West Virginia	56 55								
40	H	Iowa St.	60 51	5	H	Baylor	40 54								
43	A	Texas	60 54	134	H	Texas Tech	84 70								

Non-Div I Games:

Kansas St.

■ Loss,
■ Non-Conf,
■ S Site,
■ H Home
■ A Away
N Neutral

Average RPI Win:	259	WON-LOST	WINNING	LAST 10	STRENGTH OF	OPP. STRENGTH	TEAM	ADJ.	CONF.	ADJ CONF.
Average RPI Loss:	127	RECORD	PCT. RANK	GAMES	SCHEDULE	OF SCHEDULE	RPI	RPI	RPI	RPI
DIV. I ONLY	11- 16	230	3-7	215	180	222	222	15	15	
DIV. I NON-CONF.	5- 5	164	0	261	281	189	189	14	14	
TOTALS	RPI 1-25	RPI 26-50	W-L RECORDS	RPI 51-100	RPI 101-150	RPI 150+				
11- 16	0- 0	0- 2	OVERALL	0- 5	1- 5	10- 4				
5- 6	0- 0	0- 1	HOME	0- 2	1- 1	4- 2				
5- 10	0- 0	0- 1	AWAY	0- 3	0- 4	5- 2				
1- 0	0- 0	0- 0	NEUTRAL	0- 0	0- 0	1- 0				
5- 5	0- 0	0- 0	NON-CONFERENCE	0- 2	0- 2	5- 1				
2- 1	0- 0	0- 0	HOME	0- 1	0- 0	2- 0				
2- 4	0- 0	0- 0	AWAY	0- 1	0- 2	2- 1				
1- 0	0- 0	0- 0	NEUTRAL	0- 0	0- 0	1- 0				
6- 11	0- 0	0- 2	CONFERENCE	0- 3	1- 3	5- 3				
3- 5	0- 0	0- 1	HOME	0- 1	1- 1	2- 2				
3- 6	0- 0	0- 1	AWAY	0- 2	0- 2	3- 1				
0- 0	0- 0	0- 0	NEUTRAL	0- 0	0- 0	0- 0				

RPI S	Opponent	Score	RPI S	Opponent	Score	RPI S	Opponent	Score	RPI S	Opponent	Score	Team's RPI: 222
36	A FGCU	63 80	36	H FGCU	64 89	65	A Georgia	65 80	126	A North Florida	33 57	
						79	H Georgia Tech	47 63	126	H North Florida	55 64	
						100	A Liberty	86 91	130	A Duquesne	72 75	
						100	A Liberty	66 76	132	A Campbell	51 63	
						100	H Liberty	70 76	137	A North Ala.	54 71	
									137	H North Ala.	59 56	
									151	H Samford	60 55	
									161	A Jacksonville	81 88	
									161	H Jacksonville	83 93	
									224	A Stetson	70 67	
									224	H Stetson	61 67	
									246	A Lipscomb	74 66	
									246	H Lipscomb	88 60	
									272	A UNCW	58 56	
									289	A Ga. Southern	95 69	
									297	N UMBC	59 44	
									320	A Navy	62 82	
									324	H Mercer	92 64	
									331	A NJIT	77 64	
									331	H NJIT	85 62	
LAST 10 Division I												
100	A Liberty	86 91	36	H FGCU	64 89	224	A Stetson	70 67				
100	H Liberty	70 76	246	H Lipscomb	88 60	100	A Liberty	66 76				
331	H NJIT	85 62	126	A North Florida	33 57							
137	A North Ala.	54 71										
161	A Jacksonville	81 88										

Non-Div I Games: Middle Ga. St. 88 49 Shorter 94 55

Kennesaw St.

Loss, Non-Conf, S Site, H Home A Away N Neutral

Average RPI Win:	200	WON-LOST	WINNING	LAST 10	STRENGTH OF	OPP. STRENGTH	TEAM	ADJ.	CONF.	ADJ CONF.
Average RPI Loss:	79	RECORD	PCT. RANK	GAMES	SCHEDULE	OF SCHEDULE	RPI	RPI	RPI	RPI
DIV. I ONLY	17- 11	113	7-3	117	113	97	97	10	10	
DIV. I NON-CONF.	6- 4	123	0	128	111	106	106	10	10	
TOTALS	RPI 1-25	RPI 26-50	W-L RECORDS	RPI 51-100	RPI 101-150	RPI 150+				
17- 11	0- 2	0- 3	OVERALL	2- 2	3- 2	12- 2				
9- 3	0- 1	0- 0	HOME	2- 0	2- 1	5- 1				
6- 6	0- 1	0- 1	AWAY	0- 2	1- 1	5- 1				
2- 2	0- 0	0- 2	NEUTRAL	0- 0	0- 0	2- 0				
6- 4	0- 1	0- 3	NON-CONFERENCE	0- 0	2- 0	4- 0				
2- 1	0- 1	0- 0	HOME	0- 0	1- 0	1- 0				
2- 1	0- 0	0- 1	AWAY	0- 0	1- 0	1- 0				
2- 2	0- 0	0- 2	NEUTRAL	0- 0	0- 0	2- 0				
11- 7	0- 1	0- 0	CONFERENCE	2- 2	1- 2	8- 2				
7- 2	0- 0	0- 0	HOME	2- 0	1- 1	4- 1				
4- 5	0- 1	0- 0	AWAY	0- 2	0- 1	4- 1				
0- 0	0- 0	0- 0	NEUTRAL	0- 0	0- 0	0- 0				

RPI 1-25				RPI 26-50				RPI 51-100				Team's RPI: 97		RPI 101+			
RPI	S	Opponent	Score	RPI	S	Opponent	Score	RPI	S	Opponent	Score			RPI	S	Opponent	Score
17	H	Ohio St.	65 75	34	N	Michigan	53 88	57	A	Ball St.	62 66			114	A	Buffalo	58 72
19	A	Central Mich.	58 71	44	N	Troy	64 71	57	H	Ball St.	69 68			114	H	Buffalo	44 57
				46	A	Purdue	64 77	86	A	Ohio	57 63			115	H	Robert Morris	82 81
								86	H	Ohio	81 77			130	A	Duquesne	77 75
														144	H	Western Mich.	75 63
														162	A	Toledo	60 69
														162	H	Toledo	87 68
														176	H	Eastern Mich.	69 74
														182	A	Northern Ill.	79 71
														184	A	Akron	60 55
														184	H	Akron	68 50
														226	A	Miami (OH)	78 75
														226	H	Miami (OH)	80 75
														253	A	Bowling Green	96 86
														253	H	Bowling Green	61 47
														263	A	Youngstown St.	82 73
														289	N	Ga. Southern	62 48
														298	H	St. Bonaventure	81 58
														340	N	Purdue Fort Wayne	75 67
LAST 10 Division I																	
114	A	Buffalo	58 72	19	A	Central Mich.	58 71										
86	H	Ohio	81 77	162	H	Toledo	87 68										
253	A	Bowling Green	96 86	184	A	Akron	60 55										
184	H	Akron	68 50	86	A	Ohio	57 63										
226	H	Miami (OH)	80 75	253	H	Bowling Green	61 47										

Non-Div I Games: Hiram 92 36

Kent St.

Loss, Non-Conf, S Site, H Home A Away N Neutral

Kentucky

Through Games Of March 9, 2020

Average RPI Win:	137	WON-LOST	WINNING	LAST 10	STRENGTH OF	OPP. STRENGTH	TEAM	ADJ.	CONF.	ADJ CONF.
Average RPI Loss:	44	RECORD	PCT. RANK	GAMES	SCHEDULE	OF SCHEDULE	RPI	RPI	RPI	RPI
DIV. I ONLY	22- 8	46	5-5	27	37	24	24	4	4	
DIV. I NON-CONF.	11- 1	13	0	146	89	40	40	5	5	
TOTALS	RPI 1-25	RPI 26-50	W-L RECORDS	RPI 51-100	RPI 101-150	RPI 150+				
22- 8	2- 4	1- 2	OVERALL	7- 0	3- 2	9- 0				
14- 3	2- 2	0- 0	HOME	4- 0	1- 1	7- 0				
7- 4	0- 1	1- 2	AWAY	2- 0	2- 1	2- 0				
1- 1	0- 1	0- 0	NEUTRAL	1- 0	0- 0	0- 0				
11- 1	0- 1	1- 0	NON-CONFERENCE	2- 0	1- 0	7- 0				
8- 1	0- 1	0- 0	HOME	1- 0	0- 0	7- 0				
3- 0	0- 0	1- 0	AWAY	1- 0	1- 0	0- 0				
0- 0	0- 0	0- 0	NEUTRAL	0- 0	0- 0	0- 0				
11- 7	2- 3	0- 2	CONFERENCE	5- 0	2- 2	2- 0				
6- 2	2- 1	0- 0	HOME	3- 0	1- 1	0- 0				
4- 4	0- 1	0- 2	AWAY	1- 0	1- 1	2- 0				
1- 1	0- 1	0- 0	NEUTRAL	1- 0	0- 0	0- 0				

RPI	S	Opponent	Score	RPI	S	Opponent	Score	RPI	S	Opponent	Score	RPI	S	Opponent	Score
1	A	South Carolina	72 99	29	A	Arkansas	85 103	60	H	Charlotte	86 39	115	H	Auburn	68 61
1	H	South Carolina	58 67	35	A	LSU	59 65	64	H	Tennessee	80 76	124	A	California	63 61
7	H	Louisville	66 67	45	A	Middle Tenn.	67 52	64	N	Tennessee	86 65	128	A	Vanderbilt	64 70
10	H	Mississippi St.	73 62					65	H	Georgia	88 77	139	A	Florida	65 45
10	N	Mississippi St.	59 77					73	A	Alabama	81 71	139	H	Florida	62 70
22	H	Texas A&M	76 54					73	H	Alabama	66 62	151	H	Samford	79 49
								76	A	Virginia	50 47	154	H	Mt. St. Mary's	67 44
												172	H	Austin Peay	81 52
												175	A	Missouri	62 47
												224	H	Stetson	67 48
												282	H	Winthrop	91 36
												285	H	Morehead St.	79 54
												299	A	Ole Miss	94 52
												344	H	Grambling	81 35
LAST 10 Division I															
		10 N Mississippi St.	59 77			299 A Ole Miss	94 52								
		64 N Tennessee	86 65			10 H Mississippi St.	73 62								
		128 A Vanderbilt	64 70			29 A Arkansas	85 103								
		65 H Georgia	88 77			73 H Alabama	66 62								
		1 H South Carolina	58 67			139 H Florida	62 70								

Non-Div I Games:

Kentucky

■ Loss,
 ■ Non-Conf, S Site,
 ■ Home
 ■ Away
 N Neutral

LIU Brooklyn

Through Games Of March 9, 2020

Average RPI Win:	287	WON-LOST	WINNING	LAST 10	STRENGTH OF	OPP. STRENGTH	TEAM	ADJ.	CONF.	ADJ CONF.
Average RPI Loss:	237	RECORD	PCT. RANK	GAMES	SCHEDULE	OF SCHEDULE	RPI	RPI	RPI	RPI
DIV. I ONLY	8- 22	302	3-7	325	347	333	333	30	30	
DIV. I NON-CONF.	1- 10	329	0	270	348	342	342	30	30	
TOTALS	RPI 1-25	RPI 26-50	W-L RECORDS	RPI 51-100	RPI 101-150	RPI 150+				
8- 22	0- 0	0- 0	OVERALL	0- 1	0- 1	8- 20				
6- 10	0- 0	0- 0	HOME	0- 1	0- 1	6- 8				
2- 12	0- 0	0- 0	AWAY	0- 0	0- 0	2- 12				
0- 0	0- 0	0- 0	NEUTRAL	0- 0	0- 0	0- 0				
1- 10	0- 0	0- 0	NON-CONFERENCE	0- 1	0- 0	1- 9				
1- 6	0- 0	0- 0	HOME	0- 1	0- 0	1- 5				
0- 4	0- 0	0- 0	AWAY	0- 0	0- 0	0- 4				
0- 0	0- 0	0- 0	NEUTRAL	0- 0	0- 0	0- 0				
7- 12	0- 0	0- 0	CONFERENCE	0- 0	0- 1	7- 11				
5- 4	0- 0	0- 0	HOME	0- 0	0- 1	5- 3				
2- 8	0- 0	0- 0	AWAY	0- 0	0- 0	2- 8				
0- 0	0- 0	0- 0	NEUTRAL	0- 0	0- 0	0- 0				

RPI S	Opponent	Score	RPI S	Opponent	Score	RPI S	Opponent	Score	RPI S	Opponent	Score	Team's RPI: 333
						74	H Stony Brook	49 80	115	H Robert Morris	59 70	
									154	A Mt. St. Mary's	47 80	
									154	A Mt. St. Mary's	57 75	
									154	H Mt. St. Mary's	57 77	
									168	A Lafayette	60 65	
									177	A Merrimack	68 60	
									177	H Merrimack	63 66	
									191	H Cleveland St.	49 79	
									209	A Rhode Island	56 79	
									212	A UMass Lowell	56 65	
									227	H Fairfield	51 53	
									268	A Army West Point	60 67	
									278	A Saint Francis (PA)	71 64	
									278	H Saint Francis (PA)	71 53	
									283	A Sacred Heart	55 64	
									283	H Sacred Heart	66 63	
									295	H N.C. Central	59 61	
									301	A Wagner	61 63	
									301	H Wagner	66 52	
									302	A Fairleigh Dickinson	50 64	
									302	H Fairleigh Dickinson	68 63	
									306	H Vermont	62 73	
									317	H Saint Peter's	74 89	
									319	A St. Francis Brooklyn	63 88	
									319	H St. Francis Brooklyn	54 71	
									323	A Bryant	53 57	
LAST 10 Division I												
154	A	Mt. St. Mary's	47	80	302	A	Fairleigh Dickinson	50	64			
283	A	Sacred Heart	55	64	283	H	Sacred Heart	66	63			
346	A	Central Conn. St.	57	71	319	H	St. Francis Brooklyn	54	71			
301	H	Wagner	66	52	154	H	Mt. St. Mary's	57	77			
278	A	Saint Francis (PA)	71	64	177	H	Merrimack	63	66			

Non-Div I Games:

LIU Brooklyn

Loss, Non-Conf, S Site, H Home A Away N Neutral

RPI	S	Opponent	Score
328	H	Hofstra	85 46
346	A	Central Conn. St.	57 71
346	H	Central Conn. St.	63 61

L
I
U
B
r
o
o
k
l
y
n

L
I
U
B
r
o
o
k
l
y
n

LIU Brooklyn

Average RPI Win:	217	WON-LOST	WINNING	LAST 10	STRENGTH OF	OPP. STRENGTH	TEAM	ADJ.	CONF.	ADJ CONF.
Average RPI Loss:	148	RECORD	PCT. RANK	GAMES	SCHEDULE	OF SCHEDULE	RPI	RPI	RPI	RPI
DIV. I ONLY	6- 25	321	0-10	153	136	296	296	11	11	
DIV. I NON-CONF.	3- 9	279	0	214	256	284	284	11	11	
TOTALS	RPI 1-25	RPI 26-50	W-L RECORDS	RPI 51-100	RPI 101-150	RPI 150+				
6- 25	0- 3	0- 0	OVERALL	0- 4	0- 6	6- 12				
3- 11	0- 1	0- 0	HOME	0- 2	0- 3	3- 5				
3- 11	0- 2	0- 0	AWAY	0- 1	0- 3	3- 5				
0- 3	0- 0	0- 0	NEUTRAL	0- 1	0- 0	0- 2				
3- 9	0- 1	0- 0	NON-CONFERENCE	0- 2	0- 0	3- 6				
1- 4	0- 0	0- 0	HOME	0- 1	0- 0	1- 3				
2- 3	0- 1	0- 0	AWAY	0- 0	0- 0	2- 2				
0- 2	0- 0	0- 0	NEUTRAL	0- 1	0- 0	0- 1				
3- 16	0- 2	0- 0	CONFERENCE	0- 2	0- 6	3- 6				
2- 7	0- 1	0- 0	HOME	0- 1	0- 3	2- 2				
1- 8	0- 1	0- 0	AWAY	0- 1	0- 3	1- 3				
0- 1	0- 0	0- 0	NEUTRAL	0- 0	0- 0	0- 1				

RPI	S	Opponent	Score	RPI	S	Opponent	Score	RPI	S	Opponent	Score	RPI	S	Opponent	Score	Team's RPI: 296
12	A	Gonzaga	52 78					53	H	Yale	65 81	105	A	San Diego	50 54	
12	H	Gonzaga	47 75					57	N	Ball St.	72 77	105	H	San Diego	59 67	
13	A	UCLA	52 74					93	A	BYU	42 57	109	A	Portland	49 74	
								93	H	BYU	44 59	109	H	Portland	78 89	
												136	A	Pacific	67 76	
												136	H	Pacific	70 87	
												181	A	Pepperdine	84 77	
												181	H	Pepperdine	66 77	
												187	N	Providence	45 48	
												190	A	Santa Clara	60 76	
												190	H	Santa Clara	75 59	
												202	A	Saint Mary's (CA)	70 86	
												202	H	Saint Mary's (CA)	61 70	
												202	N	Saint Mary's (CA)	63 72	
												210	H	Hawaii	65 51	
												214	A	San Francisco	68 70	
												214	H	San Francisco	76 69	
												229	H	Cal St. Fullerton	74 79	
												230	A	New Mexico	73 72	
												256	A	UC Irvine	65 80	
												260	H	Georgetown	53 64	
												261	A	Tulsa	56 75	
												274	A	Long Beach St.	70 57	
												281	H	CSUN	54 56	
LAST 10 Division I																
202	N	Saint Mary's (CA)	63 72	181	H	Pepperdine	66 77									
93	A	BYU	42 57	214	A	San Francisco	68 70									
105	A	San Diego	50 54	190	A	Santa Clara	60 76									
109	H	Portland	78 89	136	H	Pacific	70 87									
12	H	Gonzaga	47 75	202	H	Saint Mary's (CA)	61 70									

Non-Div I Games: Cal St. San B'dino 94 46

LMU (CA)

■ Loss,
 ■ Non-Conf, S Site,
 ■ Home
 ■ Away
 N Neutral

Through Games of March 9, 1919

Average RPI Win: 143	WON-LOST	WINNING	LAST 10	STRENGTH OF	OPP. STRENGTH	TEAM	ADJ.	CONF.	ADJ CONF.
Average RPI Loss: 59	RECORD	PCT. RANK	GAMES	SCHEDULE	OF SCHEDULE	RPI	RPI	RPI	RPI
DIV. I ONLY	20- 10	71	5-5	41	45	35	35	4	4
DIV. I NON-CONF.	10- 2	29	0	136	125	44	44	5	5

TOTALS	RPI 1-25	RPI 26-50	W-L RECORDS	RPI 51-100	RPI 101-150	RPI 150+			
20- 10	3- 3	2- 2	OVERALL	2- 3	4- 1	9- 1			
12- 2	2- 0	1- 1	HOME	2- 1	1- 0	6- 0			
5- 7	1- 2	1- 1	AWAY	0- 2	1- 1	2- 1			
3- 1	0- 1	0- 0	NEUTRAL	0- 0	2- 0	1- 0			
10- 2	0- 0	2- 1	NON-CONFERENCE	0- 1	1- 0	7- 0			
5- 1	0- 0	1- 1	HOME	0- 0	0- 0	4- 0			
3- 1	0- 0	1- 0	AWAY	0- 1	0- 0	2- 0			
2- 0	0- 0	0- 0	NEUTRAL	0- 0	1- 0	1- 0			
10- 8	3- 3	0- 1	CONFERENCE	2- 2	3- 1	2- 1			
7- 1	2- 0	0- 0	HOME	2- 1	1- 0	2- 0			
2- 6	1- 2	0- 1	AWAY	0- 1	1- 1	0- 1			
1- 1	0- 1	0- 0	NEUTRAL	0- 0	1- 0	0- 0			

RPI 1-25				RPI 26-50				Team's RPI: 35				RPI 51-100				RPI 101+			
RPI	S	Opponent	Score	RPI	S	Opponent	Score	RPI	S	Opponent	Score	RPI	S	Opponent	Score	RPI	S	Opponent	Score
1	A	South Carolina	48 63	29	A	Arkansas	71 75	64	A	Tennessee	58 63	103	N	Michigan St.	58 56				
10	A	Mississippi St.	60 64	31	H	Florida St.	62 70	64	H	Tennessee	75 65	115	A	Auburn	60 65				
10	N	Mississippi St.	49 79	36	A	FGCU	74 63	65	H	Georgia	56 73	128	H	Vanderbilt	61 55				
22	A	Texas A&M	57 54	47	H	Rutgers	64 58	73	H	Alabama	71 60	139	A	Florida	77 68				
22	H	Texas A&M	59 58					91	A	Oklahoma	68 90	139	N	Florida	73 59				
24	H	Kentucky	65 59									170	H	New Orleans	83 49				
												173	A	Tulane	59 54				
												175	A	Missouri	65 69				
												175	H	Missouri	66 58				
												196	N	Memphis	89 58				
												208	A	Little Rock	65 50				
												252	H	Southeastern La.	62 52				
												255	H	Nicholls St.	63 32				
												299	H	Ole Miss	52 44				
												339	H	Florida A&M	73 45				
LAST 10 Division I																			
10	N	Mississippi St.	49 79	1	A	South Carolina	48 63												
139	N	Florida	73 59	115	A	Auburn	60 65												
29	A	Arkansas	71 75	64	H	Tennessee	75 65												
128	H	Vanderbilt	61 55	175	H	Missouri	66 58												
65	H	Georgia	56 73	22	H	Texas A&M	59 58												

Non-Div I Games:

LSU

■ Loss,
 ■ Non-Conf,
 ■ S Site,
 ■ Home
 ■ Away
 N Neutral

Average RPI Win: 232		WON-LOST	WINNING	LAST 10	STRENGTH OF	OPP. STRENGTH	TEAM	ADJ.	CONF.	ADJ CONF.
Average RPI Loss: 114		RECORD	PCT. RANK	GAMES	SCHEDULE	OF SCHEDULE	RPI	RPI	RPI	RPI
DIV. I ONLY		13- 17	210	5-5	166	145	194	194	12	12
DIV. I NON-CONF.		6- 7	182	0	133	261	172	172	12	12
TOTALS		RPI 1-25	RPI 26-50		W-L RECORDS		RPI 51-100	RPI 101-150	RPI 150+	
13- 17	0- 0	0- 2		OVERALL		0- 6	2- 8		11- 1	
5- 9	0- 0	0- 1		HOME		0- 4	1- 4		4- 0	
7- 8	0- 0	0- 1		AWAY		0- 2	1- 4		6- 1	
1- 0	0- 0	0- 0		NEUTRAL		0- 0	0- 0		1- 0	
6- 7	0- 0	0- 1		NON-CONFERENCE		0- 3	1- 2		5- 1	
2- 4	0- 0	0- 0		HOME		0- 2	1- 2		1- 0	
3- 3	0- 0	0- 1		AWAY		0- 1	0- 0		3- 1	
1- 0	0- 0	0- 0		NEUTRAL		0- 0	0- 0		1- 0	
7- 10	0- 0	0- 1		CONFERENCE		0- 3	1- 6		6- 0	
3- 5	0- 0	0- 1		HOME		0- 2	0- 2		3- 0	
4- 5	0- 0	0- 0		AWAY		0- 1	1- 4		3- 0	
0- 0	0- 0	0- 0		NEUTRAL		0- 0	0- 0		0- 0	

RPI 1-25				RPI 26-50				RPI 51-100				RPI 101+				Team's RPI: 194	
RPI	S	Opponent	Score	RPI	S	Opponent	Score	RPI	S	Opponent	Score	RPI	S	Opponent	Score		
				38	A	Drexel	31 69	56	H	Penn	49 65	115	H	Robert Morris	68 71		
				39	H	Dayton	58 98	83	H	Villanova	69 77	118	H	Temple	69 72		
								85	H	Saint Louis	61 77	121	H	Harvard	75 69		
								88	A	Fordham	45 62	127	A	Richmond	61 63		
								89	H	VCU	61 67	127	H	Richmond	61 67		
								95	A	Rider	43 70	130	A	Duquesne	56 82		
												140	A	Davidson	63 67		
												140	H	Davidson	61 70		
												143	A	George Washington	61 54		
												149	A	Massachusetts	62 76		
												158	A	Norfolk St.	55 52		
												209	A	Rhode Island	54 42		
												219	A	Penn St.	69 67		
												236	A	Saint Joseph's	59 53		
												236	H	Saint Joseph's	67 59		
												250	A	George Mason	64 59		
												250	H	George Mason	77 65		
												262	A	Howard	78 62		
												297	N	UMBC	74 58		
												298	H	St. Bonaventure	67 61		
												320	A	Navy	46 61		
												335	H	Coppin St.	79 46		
EAST 10 Division I																	
				140	A	Davidson	63 67	236	A	Saint Joseph's	59 53						
				250	A	George Mason	64 59	143	A	George Washington	61 54						
				140	H	Davidson	61 70	127	H	Richmond	61 67						
				209	A	Rhode Island	54 42	88	A	Fordham	45 62						
				89	H	VCU	61 67	250	H	George Mason	77 65						

Non-Div I Games:

La Salle

Loss, Non-Conf, S Site, H Home A Away N Neutral

Average RPI Win:	312	WON-LOST	WINNING	LAST 10	STRENGTH OF	OPP. STRENGTH	TEAM	ADJ.	CONF.	ADJ CONF.
Average RPI Loss:	216	RECORD	PCT. RANK	GAMES	SCHEDULE	OF SCHEDULE	RPI	RPI	RPI	RPI
DIV. I ONLY	3- 26	339	0-10	342	290	348	348	21	21	
DIV. I NON-CONF.	2- 9	304	0	348	343	351	351	19	19	
TOTALS	RPI 1-25	RPI 26-50	W-L RECORDS	RPI 51-100	RPI 101-150	RPI 150+				
3- 26	0- 0	0- 2	OVERALL	0- 1	0- 3	3- 20				
2- 12	0- 0	0- 1	HOME	0- 0	0- 1	2- 10				
1- 14	0- 0	0- 1	AWAY	0- 1	0- 2	1- 10				
0- 0	0- 0	0- 0	NEUTRAL	0- 0	0- 0	0- 0				
2- 9	0- 0	0- 0	NON-CONFERENCE	0- 0	0- 1	2- 8				
2- 3	0- 0	0- 0	HOME	0- 0	0- 0	2- 3				
0- 6	0- 0	0- 0	AWAY	0- 0	0- 1	0- 5				
0- 0	0- 0	0- 0	NEUTRAL	0- 0	0- 0	0- 0				
1- 17	0- 0	0- 2	CONFERENCE	0- 1	0- 2	1- 12				
0- 9	0- 0	0- 1	HOME	0- 0	0- 1	0- 7				
1- 8	0- 0	0- 1	AWAY	0- 1	0- 1	1- 5				
0- 0	0- 0	0- 0	NEUTRAL	0- 0	0- 0	0- 0				

RPI S	Opponent	Score	RPI S	Opponent	Score	RPI S	Opponent	Score	RPI S	Opponent	Score	Team's RPI: 348
44	A Troy	65 77	44	H Troy	65 72	96	A Coastal Caro.	69 88	102	A UT Arlington	34 72	
									102	H UT Arlington	67 74	
									134	A Texas Tech	38 83	
									189	A Louisiana	55 68	
									189	H Louisiana	49 62	
									205	H Southern Miss.	42 57	
									206	A Tennessee Tech	68 75	
									208	H Little Rock	50 70	
									211	A Appalachian St.	49 68	
									235	A North Texas	51 63	
									238	A South Alabama	63 72	
									238	H South Alabama	39 73	
									244	H Arkansas St.	53 54	
									249	A Texas St.	58 55	
									249	H Texas St.	53 59	
									252	H Southeastern La.	52 65	
									255	A Nicholls St.	59 74	
									289	A Ga. Southern	47 64	
									289	H Ga. Southern	66 72	
									299	A Ole Miss	42 66	
									315	H Houston Baptist	65 72	
									316	A Georgia St.	52 68	
									316	H Georgia St.	43 52	
									336	H Northwestern St.	63 54	
									347	A McNeese	69 72	
									351	H Mississippi Val.	74 66	
LAST 10 Division I												
102	H UT Arlington	67 74	316	H Georgia St.	43 52							
249	H Texas St.	53 59	289	H Ga. Southern	66 72							
211	A Appalachian St.	49 68	238	H South Alabama	39 73							
96	A Coastal Caro.	69 88	44	A Troy	65 77							
189	H Louisiana	49 62	244	H Arkansas St.	53 54							

Non-Div I Games:

La.-Monroe

■ Loss,
 ■ Non-Conf, S Site,
 ■ Home
 ■ Away
 N Neutral

Lafayette

Through Games Of March 9, 2020

Average RPI Win:	243	WON-LOST	WINNING	LAST 10	STRENGTH OF	OPP. STRENGTH	TEAM	ADJ.	CONF.	ADJ CONF.
Average RPI Loss:	130	RECORD	PCT. RANK	GAMES	SCHEDULE	OF SCHEDULE	RPI	RPI	RPI	RPI
DIV. I ONLY	15- 14	159	5-5	178	218	168	168	16	16	
DIV. I NON-CONF.	4- 6	212	0	234	327	259	259	15	15	
TOTALS	RPI 1-25	RPI 26-50	W-L RECORDS	RPI 51-100	RPI 101-150	RPI 150+				
15- 14	0- 0	0- 2	OVERALL	0- 2	3- 7	12- 3				
10- 4	0- 0	0- 1	HOME	0- 0	3- 2	7- 1				
5- 10	0- 0	0- 1	AWAY	0- 2	0- 5	5- 2				
0- 0	0- 0	0- 0	NEUTRAL	0- 0	0- 0	0- 0				
4- 6	0- 0	0- 0	NON-CONFERENCE	0- 2	0- 1	4- 3				
3- 2	0- 0	0- 0	HOME	0- 0	0- 1	3- 1				
1- 4	0- 0	0- 0	AWAY	0- 2	0- 0	1- 2				
0- 0	0- 0	0- 0	NEUTRAL	0- 0	0- 0	0- 0				
11- 8	0- 0	0- 2	CONFERENCE	0- 0	3- 6	8- 0				
7- 2	0- 0	0- 1	HOME	0- 0	3- 1	4- 0				
4- 6	0- 0	0- 1	AWAY	0- 0	0- 5	4- 0				
0- 0	0- 0	0- 0	NEUTRAL	0- 0	0- 0	0- 0				

RPI 1-25			RPI 26-50			RPI 51-100			RPI 101+			Team's RPI: 168
RPI	S	Opponent	Score	RPI	S	Opponent	Score	RPI	S	Opponent	Score	
				49	A	Bucknell	36 50	58	A	St. John's (NY)	44 76	
				49	H	Bucknell	47 57	62	A	Seton Hall	50 74	
LAST 10 Division I												
122	A	Holy Cross	33 52	129	A	Boston U.	40 47	302	H	Fairleigh Dickinson	61 29	
49	H	Bucknell	47 57	122	H	Holy Cross	49 57	314	A	Albany (NY)	54 47	
320	A	Navy	62 59	268	H	Army West Point	67 58	320	A	Navy	62 59	
203	H	American	55 48	107	A	Lehigh	66 73	320	H	Navy	79 52	
279	A	Loyola Maryland	76 65	203	A	American	67 52	333	H	LIU Brooklyn	65 60	

Non-Div I Games:

Lafayette

Loss, Non-Conf, S Site, H Home A Away N Neutral

Lamar University

Through Games Of March 9, 2020

Average RPI Win: 275	WON-LOST	WINNING	LAST 10	STRENGTH OF	OPP. STRENGTH	TEAM	ADJ.	CONF.	ADJ CONF.
Average RPI Loss: 152	RECORD	PCT. RANK	GAMES	SCHEDULE	OF SCHEDULE	RPI	RPI	RPI	RPI
DIV. I ONLY	8- 19	291	2-8	144	267	266	266	23	23
DIV. I NON-CONF.	2- 5	259	0	25	118	146	146	24	24
TOTALS	RPI 1-25	RPI 26-50	W-L RECORDS	RPI 51-100	RPI 101-150	RPI 150+			
8- 19	0- 2	0- 0	OVERALL	0- 7	1- 2	7- 8			
4- 8	0- 0	0- 0	HOME	0- 3	0- 1	4- 4			
3- 11	0- 2	0- 0	AWAY	0- 4	0- 1	3- 4			
1- 0	0- 0	0- 0	NEUTRAL	0- 0	1- 0	0- 0			
2- 5	0- 2	0- 0	NON-CONFERENCE	0- 1	1- 0	1- 2			
1- 1	0- 0	0- 0	HOME	0- 0	0- 0	1- 1			
0- 4	0- 2	0- 0	AWAY	0- 1	0- 0	0- 1			
1- 0	0- 0	0- 0	NEUTRAL	0- 0	1- 0	0- 0			
6- 14	0- 0	0- 0	CONFERENCE	0- 6	0- 2	6- 6			
3- 7	0- 0	0- 0	HOME	0- 3	0- 1	3- 3			
3- 7	0- 0	0- 0	AWAY	0- 3	0- 1	3- 3			
0- 0	0- 0	0- 0	NEUTRAL	0- 0	0- 0	0- 0			

RPI 1-25				RPI 26-50				RPI 51-100				RPI 101+ Team's RPI: 266			
RPI	S	Opponent	Score	RPI	S	Opponent	Score	RPI	S	Opponent	Score	RPI	S	Opponent	Score
5	A	Baylor	28 90					69	A	Oklahoma St.	53 74	108	N	Idaho	47 44
16	A	NC State	40 81					78	A	A&M-Corpus Christi	39 49	147	A	Sam Houston St.	47 68
								78	H	A&M-Corpus Christi	56 64	147	H	Sam Houston St.	68 75
								82	A	SFA	50 70	170	H	New Orleans	57 62
								82	H	SFA	53 54	189	H	Louisiana	63 74
								84	A	Abilene Christian	72 78	237	A	Central Ark.	29 53
								84	H	Abilene Christian	49 75	241	H	Denver	71 59
												252	A	Southeastern La.	65 57
												255	A	Nicholls St.	84 78
												255	H	Nicholls St.	60 62
												267	A	Incarnate Word	67 68
												267	H	Incarnate Word	48 67
												309	A	Cal Poly	56 57
												315	A	Houston Baptist	59 72
												315	H	Houston Baptist	60 53
												336	H	Northwestern St.	61 58
												347	A	McNeese	87 69
												347	H	McNeese	80 70
LAST 10 Division I															
347	H	McNeese	80 70	315	A	Houston Baptist	59 72								
82	A	SFA	50 70	255	H	Nicholls St.	60 62								
267	A	Incarnate Word	67 68	84	H	Abilene Christian	49 75								
78	H	A&M-Corpus Christi	56 64	237	A	Central Ark.	29 53								
147	H	Sam Houston St.	68 75	347	A	McNeese	87 69								

Non-Div I Games: Howard Payne 96 36 LeTourneau 90 38

Lamar University

Loss, Non-Conf, S Site, H Home A Away N Neutral

Average RPI Win: 220	WON-LOST	WINNING	LAST 10	STRENGTH OF	OPP. STRENGTH	TEAM	ADJ.	CONF.	ADJ CONF.
Average RPI Loss: 109	RECORD	PCT. RANK	GAMES	SCHEDULE	OF SCHEDULE	RPI	RPI	RPI	RPI
DIV. I ONLY	18- 11	102	6-4	140	183	107	107	16	16
DIV. I NON-CONF.	7- 3	80	0	145	237	75	75	15	15
TOTALS	RPI 1-25	RPI 26-50	W-L RECORDS	RPI 51-100	RPI 101-150	RPI 150+			
18- 11	0- 0	0- 2	OVERALL	1- 3	4- 4	13- 2			
8- 4	0- 0	0- 1	HOME	1- 0	2- 2	5- 1			
10- 5	0- 0	0- 1	AWAY	0- 1	2- 2	8- 1			
0- 2	0- 0	0- 0	NEUTRAL	0- 2	0- 0	0- 0			
7- 3	0- 0	0- 0	NON-CONFERENCE	1- 3	1- 0	5- 0			
3- 0	0- 0	0- 0	HOME	1- 0	1- 0	1- 0			
4- 1	0- 0	0- 0	AWAY	0- 1	0- 0	4- 0			
0- 2	0- 0	0- 0	NEUTRAL	0- 2	0- 0	0- 0			
11- 8	0- 0	0- 2	CONFERENCE	0- 0	3- 4	8- 2			
5- 4	0- 0	0- 1	HOME	0- 0	1- 2	4- 1			
6- 4	0- 0	0- 1	AWAY	0- 0	2- 2	4- 1			
0- 0	0- 0	0- 0	NEUTRAL	0- 0	0- 0	0- 0			

RPI 1-25				RPI 26-50				RPI 51-100				RPI 101+				Team's RPI: 107	
RPI	S	Opponent	Score	RPI	S	Opponent	Score	RPI	S	Opponent	Score	RPI	S	Opponent	Score		
				49	A	Bucknell	56 67	57	N	Ball St.	52 54	122	A	Holy Cross	62 65		
				49	H	Bucknell	50 71	62	H	Seton Hall	75 68	122	H	Holy Cross	57 74		
								88	N	Fordham	57 59	125	A	Colgate	86 70		
								92	A	Minnesota	49 77	125	A	Colgate	69 62		
												125	H	Colgate	73 82		
												129	A	Boston U.	47 48		
												129	H	Boston U.	51 34		
												143	H	George Washington	59 53		
												154	A	Mt. St. Mary's	66 65		
												168	A	Lafayette	53 61		
												168	H	Lafayette	73 66		
												177	A	Merrimack	72 68		
												203	A	American	64 63		
												203	H	American	56 64		
												268	A	Army West Point	94 65		
												268	H	Army West Point	89 72		
												277	A	Delaware St.	68 38		
												279	A	Loyola Maryland	55 53		
												279	H	Loyola Maryland	82 64		
												317	A	Saint Peter's	80 71		
												320	A	Navy	60 53		
												320	H	Navy	70 40		
												346	H	Central Conn. St.	70 51		
LAST 10 Division I																	
				125	A	Colgate	69 62	125	H	Colgate	73 82						
				125	A	Colgate	86 70	268	H	Army West Point	89 72						
				279	H	Loyola Maryland	82 64	122	A	Holy Cross	62 65						
				129	A	Boston U.	47 48	168	H	Lafayette	73 66						
				49	A	Bucknell	56 67	268	A	Army West Point	94 65						

Non-Div I Games: Bloomsburg 91 43

Lehigh

■ Loss,
 ■ Non-Conf,
 ■ S Site,
 ■ Home
 ■ A Away
 N Neutral

Average RPI Win: 211		WON-LOST	WINNING	LAST 10	STRENGTH OF	OPP. STRENGTH	TEAM	ADJ.	CONF.	ADJ CONF.
Average RPI Loss: 109		RECORD	PCT. RANK	GAMES	SCHEDULE	OF SCHEDULE	RPI	RPI	RPI	RPI
DIV. I ONLY		19- 11	88	8-2	123	172	100	100	15	15
DIV. I NON-CONF.		7- 6	161	0	77	201	99	99	14	14
TOTALS	RPI 1-25	RPI 26-50		W-L RECORDS	RPI 51-100		RPI 101-150		RPI 150+	
19- 11	0- 1	1- 4		OVERALL	0- 0		2- 4		16- 2	
8- 5	0- 0	0- 1		HOME	0- 0		1- 2		7- 2	
9- 5	0- 0	0- 3		AWAY	0- 0		1- 2		8- 0	
2- 1	0- 1	1- 0		NEUTRAL	0- 0		0- 0		1- 0	
7- 6	0- 1	1- 2		NON-CONFERENCE	0- 0		1- 1		5- 2	
1- 3	0- 0	0- 0		HOME	0- 0		0- 1		1- 2	
4- 2	0- 0	0- 2		AWAY	0- 0		1- 0		3- 0	
2- 1	0- 1	1- 0		NEUTRAL	0- 0		0- 0		1- 0	
12- 5	0- 0	0- 2		CONFERENCE	0- 0		1- 3		11- 0	
7- 2	0- 0	0- 1		HOME	0- 0		1- 1		6- 0	
5- 3	0- 0	0- 1		AWAY	0- 0		0- 2		5- 0	
0- 0	0- 0	0- 0		NEUTRAL	0- 0		0- 0		0- 0	

RPI 1-25			
RPI	S	Opponent	Score
21	N	Oregon St.	55 68
RPI 26-50			
RPI	S	Opponent	Score
30	A	James Madison	53 76
36	A	FGCU	57 64
36	H	FGCU	65 74
41	A	Virginia Tech	69 73
50	N	Bradley	75 63
RPI 51-100			
RPI	S	Opponent	Score
126	A	North Florida	50 65
126	H	North Florida	76 54
137	A	North Ala.	75 86
137	H	North Ala.	71 76
138	A	Hampton	83 59
142	H	UNC Greensboro	53 58
158	A	Norfolk St.	67 48
161	A	Jacksonville	65 59
161	H	Jacksonville	85 76
199	A	UMKC	68 44
207	H	Chattanooga	54 71
222	A	Kennesaw St.	76 70
222	H	Kennesaw St.	91 86
222	H	Kennesaw St.	76 66
224	A	Stetson	57 48
224	H	Stetson	73 53
226	N	Miami (OH)	65 53
242	H	East Carolina	81 66
246	A	Lipscomb	79 70
246	H	Lipscomb	64 60
278	A	Saint Francis (PA)	71 52
288	H	ETSU	62 63
331	A	NJIT	67 53
331	H	NJIT	66 48
Team's RPI: 100			
RPI	S	Opponent	Score
331	H	NJIT	66 48
161	A	Jacksonville	65 59
137	A	North Ala.	75 86
222	H	Kennesaw St.	76 66
36	H	FGCU	65 74
LAST 10 Division I			
222	H	Kennesaw St.	91 86
222	A	Kennesaw St.	76 70
246	A	Lipscomb	79 70
126	H	North Florida	76 54
224	H	Stetson	73 53

Non-Div I Games:

Liberty

Loss, Non-Conf, S Site, H Home A Away N Neutral

Average RPI Win:	255	WON-LOST	WINNING	LAST 10	STRENGTH OF	OPP. STRENGTH	TEAM	ADJ.	CONF.	ADJ CONF.
Average RPI Loss:	127	RECORD	PCT. RANK	GAMES	SCHEDULE	OF SCHEDULE	RPI	RPI	RPI	RPI
DIV. I ONLY	6- 23	318	2-8	61	215	246	246	15	15	
DIV. I NON-CONF.	2- 10	313	0	34	293	227	227	14	14	
TOTALS	RPI 1-25	RPI 26-50	W-L RECORDS	RPI 51-100	RPI 101-150	RPI 150+				
6- 23	0- 0	0- 6	OVERALL	0- 5	1- 3	5- 9				
2- 10	0- 0	0- 1	HOME	0- 2	0- 2	2- 5				
4- 11	0- 0	0- 5	AWAY	0- 1	1- 1	3- 4				
0- 2	0- 0	0- 0	NEUTRAL	0- 2	0- 0	0- 0				
2- 10	0- 0	0- 3	NON-CONFERENCE	0- 3	0- 0	2- 4				
1- 3	0- 0	0- 0	HOME	0- 1	0- 0	1- 2				
1- 5	0- 0	0- 3	AWAY	0- 0	0- 0	1- 2				
0- 2	0- 0	0- 0	NEUTRAL	0- 2	0- 0	0- 0				
4- 13	0- 0	0- 3	CONFERENCE	0- 2	1- 3	3- 5				
1- 7	0- 0	0- 1	HOME	0- 1	0- 2	1- 3				
3- 6	0- 0	0- 2	AWAY	0- 1	1- 1	2- 2				
0- 0	0- 0	0- 0	NEUTRAL	0- 0	0- 0	0- 0				

RPI S	Opponent	Score	RPI S	Opponent	Score	RPI S	Opponent	Score	RPI S	Opponent	Score	Team's RPI: 246
36	A FGCU	71 105	36	A FGCU	56 82	52	N Marist	63 74	126	A North Florida	73 66	
36	A FGCU	45 78	36	H FGCU	60 82	55	H Belmont	68 69	126	H North Florida	60 68	
39	A Dayton	49 70	39	A Dayton	67 83	95	N Rider	76 81	137	A North Ala.	58 91	
45	A Middle Tenn.		45	A Middle Tenn.		100	A Liberty	60 64	137	H North Ala.	72 84	
48	A UT Martin		48	A UT Martin		100	H Liberty	70 79	161	A Jacksonville	53 76	
									161	H Jacksonville	64 73	
									186	H Northern Ky.	71 69	
									200	H Eastern Ill.	56 66	
									206	A Tennessee Tech	58 78	
									222	A Kennesaw St.	60 88	
									222	H Kennesaw St.	66 74	
									224	A Stetson	65 59	
									224	H Stetson	34 48	
									239	H Murray St.	57 67	
									248	A Jacksonville St.	63 65	
									331	A NJIT	65 57	
									331	H NJIT	68 66	
									334	A Tennessee St.	74 64	
LAST 10 Division I												
36	A FGCU	71 105	36	H FGCU	45 78							
100	H Liberty	70 79	137	A North Ala.	58 91							
161	A Jacksonville	53 76	222	A Kennesaw St.	60 88							
126	A North Florida	73 66	224	H Stetson	34 48							
331	H NJIT	68 66	161	H Jacksonville	64 73							

Non-Div I Games: Queens (NC) 86 45

Lipscomb

Loss, Non-Conf, S Site, H Home A Away N Neutral

Little Rock

Through Games Of March 9, 2020

Average RPI Win:	261	WON-LOST	WINNING	LAST 10	STRENGTH OF	OPP. STRENGTH	TEAM	ADJ.	CONF.	ADJ CONF.
Average RPI Loss:	126	RECORD	PCT. RANK	GAMES	SCHEDULE	OF SCHEDULE	RPI	RPI	RPI	RPI
DIV. I ONLY	11- 18	248	3-7	130	178	208	208	21	21	
DIV. I NON-CONF.	2- 9	304	0	49	37	241	241	19	19	
TOTALS	RPI 1-25	RPI 26-50	W-L RECORDS	RPI 51-100	RPI 101-150	RPI 150+				
11- 18	0- 2	0- 5	OVERALL	0- 2	0- 2	11- 7				
6- 8	0- 0	0- 2	HOME	0- 1	0- 1	6- 4				
5- 10	0- 2	0- 3	AWAY	0- 1	0- 1	5- 3				
0- 0	0- 0	0- 0	NEUTRAL	0- 0	0- 0	0- 0				
2- 9	0- 2	0- 3	NON-CONFERENCE	0- 1	0- 0	2- 3				
2- 3	0- 0	0- 1	HOME	0- 0	0- 0	2- 2				
0- 6	0- 2	0- 2	AWAY	0- 1	0- 0	0- 1				
0- 0	0- 0	0- 0	NEUTRAL	0- 0	0- 0	0- 0				
9- 9	0- 0	0- 2	CONFERENCE	0- 1	0- 2	9- 4				
4- 5	0- 0	0- 1	HOME	0- 1	0- 1	4- 2				
5- 4	0- 0	0- 1	AWAY	0- 0	0- 1	5- 2				
0- 0	0- 0	0- 0	NEUTRAL	0- 0	0- 0	0- 0				

RPI 1-25				RPI 26-50				RPI 51-100				RPI 101+ Team's RPI: 208			
RPI	S	Opponent	Score	RPI	S	Opponent	Score	RPI	S	Opponent	Score	RPI	S	Opponent	Score
10	A	Mississippi St.	50 89	28	A	Western Ky.	58 77	54	A	Rice	40 66	102	A	UT Arlington	58 65
22	A	Texas A&M	35 78	29	A	Arkansas	53 86	96	H	Coastal Caro.	48 68	102	H	UT Arlington	46 62
				35	H	LSU	50 65					189	A	Louisiana	59 44
				44	A	Troy	59 77					196	H	Memphis	50 68
				44	H	Troy	54 70					201	A	Fla. Atlantic	72 79
												211	H	Appalachian St.	68 63
												237	H	Central Ark.	63 48
												238	A	South Alabama	69 58
												238	H	South Alabama	42 57
												244	A	Arkansas St.	54 72
												244	H	Arkansas St.	67 58
												249	A	Texas St.	78 66
												249	H	Texas St.	47 50
												261	H	Tulsa	63 51
												264	H	Louisiana Tech	38 43
												289	A	Ga. Southern	65 49
												289	H	Ga. Southern	58 46
												316	A	Georgia St.	43 58
												316	H	Georgia St.	66 46
												348	A	La.-Monroe	70 50
LAST 10 Division I															
238	H	South Alabama	42 57	102	H	UT Arlington	46 62								
44	H	Troy	54 70	249	H	Texas St.	47 50								
244	A	Arkansas St.	54 72	316	A	Georgia St.	43 58								
238	A	South Alabama	69 58	289	A	Ga. Southern	65 49								
44	A	Troy	59 77	189	A	Louisiana	59 44								

Non-Div I Games:

Little Rock

Loss, Non-Conf, S Site, H Home A Away N Neutral

Average RPI Win:	248	WON-LOST	WINNING	LAST 10	STRENGTH OF	OPP. STRENGTH	TEAM	ADJ.	CONF.	ADJ CONF.
Average RPI Loss:	211	RECORD	PCT. RANK	GAMES	SCHEDULE	OF SCHEDULE	RPI	RPI	RPI	RPI
DIV. I ONLY	12- 16	219	4-6	317	219	274	274	28	28	
DIV. I NON-CONF.	4- 8	235	0	290	56	275	275	26	26	
TOTALS	RPI 1-25	RPI 26-50	W-L RECORDS	RPI 51-100	RPI 101-150	RPI 150+				
12- 16	0- 2	0- 0	OVERALL	0- 1	0- 1	12- 12				
8- 4	0- 1	0- 0	HOME	0- 0	0- 0	8- 3				
2- 12	0- 1	0- 0	AWAY	0- 1	0- 1	2- 9				
2- 0	0- 0	0- 0	NEUTRAL	0- 0	0- 0	2- 0				
4- 8	0- 2	0- 0	NON-CONFERENCE	0- 1	0- 1	4- 4				
1- 3	0- 1	0- 0	HOME	0- 0	0- 0	1- 2				
1- 5	0- 1	0- 0	AWAY	0- 1	0- 1	1- 2				
2- 0	0- 0	0- 0	NEUTRAL	0- 0	0- 0	2- 0				
8- 8	0- 0	0- 0	CONFERENCE	0- 0	0- 0	8- 8				
7- 1	0- 0	0- 0	HOME	0- 0	0- 0	7- 1				
1- 7	0- 0	0- 0	AWAY	0- 0	0- 0	1- 7				
0- 0	0- 0	0- 0	NEUTRAL	0- 0	0- 0	0- 0				

RPI 1-25				RPI 26-50				RPI 51-100				RPI 101+ Team's RPI: 274			
RPI	S	Opponent	Score	RPI	S	Opponent	Score	RPI	S	Opponent	Score	RPI	S	Opponent	Score
2	H	Oregon	45 81					81	A	Southern California	40 57	124	A	California	45 68
13	A	UCLA	51 86									157	A	UC Davis	55 57
												157	H	UC Davis	66 57
												190	A	Santa Clara	54 46
												210	A	Hawaii	44 68
												210	H	Hawaii	62 55
												219	N	Penn St.	64 56
												229	A	Cal St. Fullerton	65 69
												229	H	Cal St. Fullerton	52 49
												245	A	UC Santa Barbara	47 55
												245	H	UC Santa Barbara	59 53
												256	A	UC Irvine	56 46
												256	H	UC Irvine	61 70
												270	H	Air Force	74 68
												280	H	Utah St.	48 56
												281	A	CSUN	54 66
												281	H	CSUN	60 52
												284	A	California Baptist	70 79
												296	H	LMU (CA)	57 70
												300	N	UTRGV	69 65
												305	A	Seattle U	54 66
												309	A	Cal Poly	41 61
												309	H	Cal Poly	72 69
												311	A	UC Riverside	57 58
												311	H	UC Riverside	73 67
LAST 10 Division I															
				157	H	UC Davis	66 57					311	A	UC Riverside	57 58
				229	H	Cal St. Fullerton	52 49					245	H	UC Santa Barbara	59 53
				245	A	UC Santa Barbara	47 55					309	A	Cal Poly	41 61
				281	A	CSUN	54 66					210	A	Hawaii	44 68
				256	H	UC Irvine	61 70					311	H	UC Riverside	73 67

Non-Div I Games: Westcliff 94 47 Bethesda (CA) 90 43

Long Beach St.

Loss, Non-Conf, S Site, H Home A Away N Neutral

Longwood

Through Games Of March 9, 2020

Average RPI Win:	284	WON-LOST	WINNING	LAST 10	STRENGTH OF	OPP. STRENGTH	TEAM	ADJ.	CONF.	ADJ CONF.
Average RPI Loss:	183	RECORD	PCT. RANK	GAMES	SCHEDULE	OF SCHEDULE	RPI	RPI	RPI	RPI
DIV. I ONLY	12- 17	226	3-7	289	297	271	271	25	25	
DIV. I NON-CONF.	4- 5	195	0	286	226	248	248	28	28	
TOTALS	RPI 1-25	RPI 26-50	W-L RECORDS	RPI 51-100	RPI 101-150	RPI 150+				
12- 17	0- 0	0- 1	OVERALL	0- 0	0- 5	12- 11				
7- 7	0- 0	0- 0	HOME	0- 0	0- 2	7- 5				
5- 10	0- 0	0- 1	AWAY	0- 0	0- 3	5- 6				
0- 0	0- 0	0- 0	NEUTRAL	0- 0	0- 0	0- 0				
4- 5	0- 0	0- 1	NON-CONFERENCE	0- 0	0- 1	4- 3				
3- 1	0- 0	0- 0	HOME	0- 0	0- 0	3- 1				
1- 4	0- 0	0- 1	AWAY	0- 0	0- 1	1- 2				
0- 0	0- 0	0- 0	NEUTRAL	0- 0	0- 0	0- 0				
8- 12	0- 0	0- 0	CONFERENCE	0- 0	0- 4	8- 8				
4- 6	0- 0	0- 0	HOME	0- 0	0- 2	4- 4				
4- 6	0- 0	0- 0	AWAY	0- 0	0- 2	4- 4				
0- 0	0- 0	0- 0	NEUTRAL	0- 0	0- 0	0- 0				

RPI S	Opponent	Score	RPI S	Opponent	Score	RPI S	Opponent	Score	RPI S	Opponent	Score	Team's RPI: 271
			30 A	James Madison	53 93				132 A	Campbell	76 81	
									132 H	Campbell	55 70	
									138 A	Hampton	55 73	
									138 H	Hampton	76 90	
									139 A	Florida	54 71	
									158 A	Norfolk St.	46 49	
									160 A	Gardner-Webb	70 73	
									160 H	Gardner-Webb	80 70	
									169 A	Radford	76 88	
									169 H	Radford	61 62	
									180 A	High Point	79 86	
									180 H	High Point	69 76	
									223 H	Brown	86 76	
									242 H	East Carolina	61 64	
									258 A	UNC Asheville	54 51	
									258 H	UNC Asheville	73 56	
									272 H	UNCW	59 58	
									273 A	Wofford	76 79	
									277 H	Delaware St.	78 62	
									282 A	Winthrop	63 74	
									282 H	Winthrop	60 63	
									303 A	Presbyterian	71 60	
									303 H	Presbyterian	77 82	
									318 A	UMES	71 62	
									326 A	USC Upstate	70 62	
									326 H	USC Upstate	69 56	
LAST 10 Division I												
			343 A	Charleston So.	63 52				169 A	Radford	76 88	
			326 H	USC Upstate	69 56				138 H	Hampton	76 90	
			180 A	High Point	79 86				160 A	Gardner-Webb	70 73	
			282 H	Winthrop	60 63				303 H	Presbyterian	77 82	
			132 A	Campbell	76 81				258 A	UNC Asheville	54 51	

Non-Div I Games:

Longwood

Loss, Non-Conf, S Site, H Home A Away N Neutral

RPI	S	Opponent	Score	
343	A	Charleston So.	63	52
343	H	Charleston So.	84	64

L
o
n
g
w
o
o
d

L
o
n
g
w
o
o
d

Longwood

Louisiana

Through Games Of March 9, 2020

Average RPI Win:	258	WON-LOST	WINNING	LAST 10	STRENGTH OF	OPP. STRENGTH	TEAM	ADJ.	CONF.	ADJ CONF.
Average RPI Loss:	162	RECORD	PCT. RANK	GAMES	SCHEDULE	OF SCHEDULE	RPI	RPI	RPI	RPI
DIV. I ONLY	15- 12	138	4-6	274	261	189	189	21	21	
DIV. I NON-CONF.	5- 4	140	0	263	271	165	165	19	19	
TOTALS	RPI 1-25	RPI 26-50	W-L RECORDS	RPI 51-100	RPI 101-150	RPI 150+				
15- 12	0- 1	1- 1	OVERALL	0- 1	0- 3	14- 6				
7- 5	0- 1	0- 1	HOME	0- 0	0- 1	7- 2				
8- 7	0- 0	1- 0	AWAY	0- 1	0- 2	7- 4				
0- 0	0- 0	0- 0	NEUTRAL	0- 0	0- 0	0- 0				
5- 4	0- 1	0- 0	NON-CONFERENCE	0- 0	0- 1	5- 2				
2- 1	0- 1	0- 0	HOME	0- 0	0- 0	2- 0				
3- 3	0- 0	0- 0	AWAY	0- 0	0- 1	3- 2				
0- 0	0- 0	0- 0	NEUTRAL	0- 0	0- 0	0- 0				
10- 8	0- 0	1- 1	CONFERENCE	0- 1	0- 2	9- 4				
5- 4	0- 0	0- 1	HOME	0- 0	0- 1	5- 2				
5- 4	0- 0	1- 0	AWAY	0- 1	0- 1	4- 2				
0- 0	0- 0	0- 0	NEUTRAL	0- 0	0- 0	0- 0				

RPI 1-25				RPI 26-50				RPI 51-100				RPI 101+ Team's RPI: 189			
RPI	S	Opponent	Score	RPI	S	Opponent	Score	RPI	S	Opponent	Score	RPI	S	Opponent	Score
10	H	Mississippi St.	48 64	44	A	Troy	79 73	96	A	Coastal Caro.	74 83	102	A	UT Arlington	52 79
				44	H	Troy	64 67					102	H	UT Arlington	66 73
												147	A	Sam Houston St.	73 77
												156	A	Jackson St.	54 65
												170	A	New Orleans	65 60
												208	H	Little Rock	44 59
												211	A	Appalachian St.	57 51
												235	A	North Texas	66 69
												238	A	South Alabama	63 78
												238	H	South Alabama	73 68
												244	H	Arkansas St.	83 43
												249	A	Texas St.	73 67
												249	H	Texas St.	70 64
												252	H	Southeastern La.	60 50
												266	A	Lamar University	74 63
												289	A	Ga. Southern	67 83
												289	H	Ga. Southern	72 60
												299	A	Ole Miss	53 42
												316	A	Georgia St.	75 65
												316	H	Georgia St.	53 61
												347	H	McNeese	75 55
												348	A	La.-Monroe	62 49
												348	H	La.-Monroe	68 55
LAST 10 Division I															
249	H	Texas St.	70 64	289	H	Ga. Southern	72 60								
102	H	UT Arlington	66 73	316	H	Georgia St.	53 61								
96	A	Coastal Caro.	74 83	44	H	Troy	64 67								
211	A	Appalachian St.	57 51	238	A	South Alabama	63 78								
348	A	La.-Monroe	62 49	208	H	Little Rock	44 59								

Non-Div I Games: Loyola (LA) 67 51 Xavier (LA) 62 49

Louisiana

Loss, Non-Conf, S Site, H Home A Away N Neutral

Louisiana Tech

Through Games Of March 9, 2020

Average RPI Win:	254	WON-LOST	WINNING	LAST 10	STRENGTH OF	OPP. STRENGTH	TEAM	ADJ.	CONF.	ADJ CONF.
Average RPI Loss:	147	RECORD	PCT. RANK	GAMES	SCHEDULE	OF SCHEDULE	RPI	RPI	RPI	RPI
DIV. I ONLY	12- 15	207	4-6	294	157	264	264	13	13	
DIV. I NON-CONF.	6- 3	90	0	347	284	261	261	16	16	
TOTALS	RPI 1-25	RPI 26-50	W-L RECORDS	RPI 51-100	RPI 101-150	RPI 150+				
12- 15	0- 0	1- 3	OVERALL	0- 3	0- 1	11- 8				
9- 6	0- 0	1- 1	HOME	0- 1	0- 1	8- 3				
3- 9	0- 0	0- 2	AWAY	0- 2	0- 0	3- 5				
0- 0	0- 0	0- 0	NEUTRAL	0- 0	0- 0	0- 0				
6- 3	0- 0	0- 0	NON-CONFERENCE	0- 0	0- 0	6- 3				
5- 1	0- 0	0- 0	HOME	0- 0	0- 0	5- 1				
1- 2	0- 0	0- 0	AWAY	0- 0	0- 0	1- 2				
0- 0	0- 0	0- 0	NEUTRAL	0- 0	0- 0	0- 0				
6- 12	0- 0	1- 3	CONFERENCE	0- 3	0- 1	5- 5				
4- 5	0- 0	1- 1	HOME	0- 1	0- 1	3- 2				
2- 7	0- 0	0- 2	AWAY	0- 2	0- 0	2- 3				
0- 0	0- 0	0- 0	NEUTRAL	0- 0	0- 0	0- 0				

RPI 1-25				RPI 26-50				RPI 51-100				RPI 101+ Team's RPI: 264			
RPI	S	Opponent	Score	RPI	S	Opponent	Score	RPI	S	Opponent	Score	RPI	S	Opponent	Score
				28	A	Western Ky.	67 71	54	A	Rice	47 60	101	H	UAB	51 71
				28	H	Western Ky.	75 84	54	H	Rice	60 73	167	H	Wichita St.	80 88
				33	A	Old Dominion	61 77	60	A	Charlotte	37 55	196	H	Memphis	83 74
				45	H	Middle Tenn.	78 60					201	A	Fla. Atlantic	75 77
												205	A	Southern Miss.	60 66
												205	H	Southern Miss.	61 63
												208	A	Little Rock	43 38
												215	A	Houston	53 67
												220	H	UTEP	87 80
												235	A	North Texas	69 74
												244	H	Arkansas St.	67 54
												251	H	Marshall	60 50
												252	H	Southeastern La.	92 78
												299	A	Ole Miss	53 76
												308	A	FIU	68 44
												308	H	FIU	62 52
												321	A	UTSA	69 30
												321	H	UTSA	73 82
												344	H	Grambling	70 66
												347	H	McNeese	79 54
LAST 10 Division I															
				28	A	Western Ky.	67 71	201	A	Fla. Atlantic	75 77				
				321	A	UTSA	69 30	308	A	FIU	68 44				
				54	H	Rice	60 73	251	H	Marshall	60 50				
				308	H	FIU	62 52	28	H	Western Ky.	75 84				
				205	H	Southern Miss.	61 63	33	A	Old Dominion	61 77				

Non-Div I Games: Loyola (LA) 71 52 LSU-Alexandria 93 61

Louisiana Tech

Loss, Non-Conf, S Site, H Home A Away N Neutral

Louisville

Through Games Of March 9, 2020

Average RPI Win: 107		WON-LOST	WINNING	LAST 10	STRENGTH OF	OPP. STRENGTH	TEAM	ADJ.	CONF.	ADJ CONF.
Average RPI Loss: 44		RECORD	PCT. RANK	GAMES	SCHEDULE	OF SCHEDULE	RPI	RPI	RPI	RPI
DIV. I ONLY		28- 4	10	7-3	22	26	7	7	5	5
DIV. I NON-CONF.		11- 1	13	0	5	8	1	1	4	4
TOTALS		RPI 1-25	RPI 26-50		W-L RECORDS		RPI 51-100	RPI 101-150	RPI 150+	
28- 4	4- 1	4- 2		OVERALL		8- 1	6- 0	6- 0		
13- 1	1- 0	3- 1		HOME		4- 0	2- 0	3- 0		
11- 2	2- 1	1- 0		AWAY		2- 1	3- 0	3- 0		
4- 1	1- 0	0- 1		NEUTRAL		2- 0	1- 0	0- 0		
11- 1	3- 1	2- 0		NON-CONFERENCE		2- 0	1- 0	3- 0		
5- 0	1- 0	1- 0		HOME		1- 0	0- 0	2- 0		
3- 1	1- 1	1- 0		AWAY		0- 0	0- 0	1- 0		
3- 0	1- 0	0- 0		NEUTRAL		1- 0	1- 0	0- 0		
17- 3	1- 0	2- 2		CONFERENCE		6- 1	5- 0	3- 0		
8- 1	0- 0	2- 1		HOME		3- 0	2- 0	1- 0		
8- 1	1- 0	0- 0		AWAY		2- 1	3- 0	2- 0		
1- 1	0- 0	0- 1		NEUTRAL		1- 0	0- 0	0- 0		

RPI	S	Opponent	Score	RPI	S	Opponent	Score	RPI	S	Opponent	Score	RPI	S	Opponent	Score
2	N	Oregon	72 62	26	H	Duke	60 55	61	A	Boston College	81 70	102	N	UT Arlington	76 67
16	A	NC State	66 59	28	H	Western Ky.	75 56	61	H	Boston College	68 48	117	H	Wake Forest	75 61
17	A	Ohio St.	60 67	31	H	Florida St.	59 67	69	N	Oklahoma St.	69 48	120	A	Miami (FL)	87 41
19	H	Central Mich.	76 63	31	N	Florida St.	60 62	76	H	Virginia	71 56	123	A	Notre Dame	86 54
24	A	Kentucky	67 66	41	H	Virginia Tech	70 53	79	A	Georgia Tech	58 47	123	H	Notre Dame	82 49
				48	A	UT Martin	71 63	80	H	Boise St.	98 82	150	A	North Carolina	74 67
								98	A	Syracuse	51 59	186	A	Northern Ky.	85 57
								98	H	Syracuse	62 58	207	H	Chattanooga	86 37
								98	N	Syracuse	71 46	221	A	Clemson	75 50
												239	H	Murray St.	76 40
												286	A	Pittsburgh	79 47
												286	H	Pittsburgh	83 49
LAST 10 Division I															
				31	N	Florida St.	60 62	79	A	Georgia Tech	58 47				
				98	N	Syracuse	71 46	123	H	Notre Dame	82 49				
				41	H	Virginia Tech	70 53	16	A	NC State	66 59				
				61	H	Boston College	68 48	98	A	Syracuse	51 59				
				286	A	Pittsburgh	79 47	31	H	Florida St.	59 67				

Non-Div I Games:

Louisville

■ Loss,
 ■ Non-Conf,
 ■ S Site,
 ■ H Home
 ■ A Away
 N Neutral

Average RPI Win: 243		WON-LOST	WINNING	LAST 10	STRENGTH OF	OPP. STRENGTH	TEAM	ADJ.	CONF.	ADJ CONF.
Average RPI Loss: 65		RECORD	PCT. RANK	GAMES	SCHEDULE	OF SCHEDULE	RPI	RPI	RPI	RPI
DIV. I ONLY		15- 14	159	2-8	164	124	153	153	8	8
DIV. I NON-CONF.		9- 2	37	0	295	305	120	120	7	7
TOTALS		RPI 1-25	RPI 26-50		W-L RECORDS		RPI 51-100	RPI 101-150	RPI 150+	
15- 14	0- 5	0- 2		OVERALL		1- 3	2- 4		12- 0	
7- 7	0- 3	0- 1		HOME		1- 1	1- 2		5- 0	
8- 7	0- 2	0- 1		AWAY		0- 2	1- 2		7- 0	
0- 0	0- 0	0- 0		NEUTRAL		0- 0	0- 0		0- 0	
9- 2	0- 1	0- 0		NON-CONFERENCE		0- 0	1- 1		8- 0	
3- 2	0- 1	0- 0		HOME		0- 0	0- 1		3- 0	
6- 0	0- 0	0- 0		AWAY		0- 0	1- 0		5- 0	
0- 0	0- 0	0- 0		NEUTRAL		0- 0	0- 0		0- 0	
6- 12	0- 4	0- 2		CONFERENCE		1- 3	1- 3		4- 0	
4- 5	0- 2	0- 1		HOME		1- 1	1- 1		2- 0	
2- 7	0- 2	0- 1		AWAY		0- 2	0- 2		2- 0	
0- 0	0- 0	0- 0		NEUTRAL		0- 0	0- 0		0- 0	

RPI S	Opponent	Score	RPI S	Opponent	Score	RPI S	Opponent	Score	RPI S	Opponent	Score	Team's RPI: 153
8	A Missouri St.	61 72	50	A Bradley	50 71	66	A UNI	50 70	109	A Portland	78 64	
8	H Missouri St.	72 74	50	H Bradley	47 60	66	H UNI	70 73	110	A Southern Ill.	41 58	
18	H DePaul	76 83				75	A Illinois St.	85 86	110	H Southern Ill.	51 49	
25	A Drake	52 80				75	H Illinois St.	69 64	135	A Valparaiso	64 66	
25	H Drake	75 83							135	H Valparaiso	57 70	
									144	H Western Mich.	60 70	
									164	H Dartmouth	61 40	
									199	A UMKC	72 67	
									200	A Eastern Ill.	67 51	
									253	H Bowling Green	84 76	
									275	A Indiana St.	58 51	
									275	H Indiana St.	65 55	
									306	H Vermont	78 76	
									330	A Evansville	71 61	
									330	H Evansville	77 47	
									332	A Detroit Mercy	89 60	
									338	A SIUE	63 50	
									349	A Chicago St.	98 53	
LAST 10 Division I												
8	A Missouri St.	61 72	50	A Bradley	50 71							
110	A Southern Ill.	41 58	75	A Illinois St.	85 86							
66	H UNI	70 73	330	H Evansville	77 47							
25	H Drake	75 83	275	H Indiana St.	65 55							
135	H Valparaiso	57 70	25	A Drake	52 80							

Non-Div I Games:

Loyola Chicago

■ Loss,
■ Non-Conf,
■ S Site,
■ H Home
■ A Away
N Neutral

Loyola Maryland

Through Games Of March 9, 2020

Average RPI Win:	240	WON-LOST	WINNING	LAST 10	STRENGTH OF	OPP. STRENGTH	TEAM	ADJ.	CONF.	ADJ CONF.
Average RPI Loss:	151	RECORD	PCT. RANK	GAMES	SCHEDULE	OF SCHEDULE	RPI	RPI	RPI	RPI
DIV. I ONLY	8- 22	302	3-7	156	171	279	279	16	16	
DIV. I NON-CONF.	3- 8	268	0	151	199	245	245	15	15	
TOTALS	RPI 1-25	RPI 26-50	W-L RECORDS	RPI 51-100	RPI 101-150	RPI 150+				
8- 22	0- 2	1- 1	OVERALL	0- 0	0- 9	7- 10				
6- 7	0- 0	1- 0	HOME	0- 0	0- 4	5- 3				
2- 14	0- 2	0- 1	AWAY	0- 0	0- 5	2- 6				
0- 1	0- 0	0- 0	NEUTRAL	0- 0	0- 0	0- 1				
3- 8	0- 2	0- 0	NON-CONFERENCE	0- 0	0- 1	3- 5				
2- 1	0- 0	0- 0	HOME	0- 0	0- 0	2- 1				
1- 6	0- 2	0- 0	AWAY	0- 0	0- 1	1- 3				
0- 1	0- 0	0- 0	NEUTRAL	0- 0	0- 0	0- 1				
5- 14	0- 0	1- 1	CONFERENCE	0- 0	0- 8	4- 5				
4- 6	0- 0	1- 0	HOME	0- 0	0- 4	3- 2				
1- 8	0- 0	0- 1	AWAY	0- 0	0- 4	1- 3				
0- 0	0- 0	0- 0	NEUTRAL	0- 0	0- 0	0- 0				

RPI 1-25				RPI 26-50				RPI 51-100				RPI 101+ Team's RPI: 279			
RPI	S	Opponent	Score	RPI	S	Opponent	Score	RPI	S	Opponent	Score	RPI	S	Opponent	Score
3	A	Maryland	45 105	49	A	Bucknell	42 66					107	A	Lehigh	64 82
11	A	Northwestern	46 67	49	H	Bucknell	60 50					107	H	Lehigh	53 55
												122	A	Holy Cross	48 66
												122	H	Holy Cross	56 64
												123	A	Notre Dame	60 84
												125	A	Colgate	70 79
												125	H	Colgate	74 76
												129	A	Boston U.	42 44
												129	H	Boston U.	39 41
												154	A	Mt. St. Mary's	75 81
												164	H	Dartmouth	72 56
												166	N	Wright St.	51 66
												168	A	Lafayette	52 55
												168	H	Lafayette	65 76
												201	A	Fla. Atlantic	61 72
												203	A	American	44 63
												203	H	American	56 47
												262	H	Howard	69 75
												268	A	Army West Point	55 75
												268	H	Army West Point	65 72
												268	H	Army West Point	68 59
												294	H	Monmouth	64 48
												302	A	Fairleigh Dickinson	75 46
												319	A	St. Francis Brooklyn	78 89
												320	A	Navy	50 44
												320	H	Navy	64 54
LAST 10 Division I															
268	H	Army West Point	65 72	268	A	Army West Point	55 75								
122	A	Holy Cross	48 66	125	A	Colgate	70 79								
107	A	Lehigh	64 82	203	H	American	56 47								
320	H	Navy	64 54	49	A	Bucknell	42 66								
168	H	Lafayette	65 76	320	A	Navy	50 44								

Non-Div I Games:

Loyola Maryland

Loss, Non-Conf, S Site, H Home A Away N Neutral

Maine

Through Games Of March 9, 2020

Average RPI Win:	255	WON-LOST	WINNING	LAST 10	STRENGTH OF	OPP. STRENGTH	TEAM	ADJ.	CONF.	ADJ CONF.
Average RPI Loss:	120	RECORD	PCT. RANK	GAMES	SCHEDULE	OF SCHEDULE	RPI	RPI	RPI	RPI
DIV. I ONLY	17- 14	148	10-0	173	224	159	159	26	26	
DIV. I NON-CONF.	3- 10	282	0	88	33	233	233	27	27	
TOTALS	RPI 1-25	RPI 26-50	W-L RECORDS	RPI 51-100	RPI 101-150	RPI 150+				
17- 14	0- 2	0- 3	OVERALL	1- 1	1- 3	15- 5				
11- 4	0- 0	0- 0	HOME	1- 0	1- 3	9- 1				
6- 7	0- 1	0- 1	AWAY	0- 1	0- 0	6- 4				
0- 3	0- 1	0- 2	NEUTRAL	0- 0	0- 0	0- 0				
3- 10	0- 2	0- 3	NON-CONFERENCE	0- 0	1- 3	2- 2				
2- 3	0- 0	0- 0	HOME	0- 0	1- 3	1- 0				
1- 4	0- 1	0- 1	AWAY	0- 0	0- 0	1- 2				
0- 3	0- 1	0- 2	NEUTRAL	0- 0	0- 0	0- 0				
14- 4	0- 0	0- 0	CONFERENCE	1- 1	0- 0	13- 3				
9- 1	0- 0	0- 0	HOME	1- 0	0- 0	8- 1				
5- 3	0- 0	0- 0	AWAY	0- 1	0- 0	5- 2				
0- 0	0- 0	0- 0	NEUTRAL	0- 0	0- 0	0- 0				

RPI 1-25				RPI 26-50				RPI 51-100				RPI 101+ Team's RPI: 159			
RPI	S	Opponent	Score	RPI	S	Opponent	Score	RPI	S	Opponent	Score	RPI	S	Opponent	Score
16	A	NC State	34 62	38	A	Drexel	57 70	74	A	Stony Brook	69 73	111	H	Green Bay	61 60
25	N	Drake	62 94	39	N	Dayton	49 78	74	H	Stony Brook	64 62	121	H	Harvard	40 69
				42	N	Arizona St.	31 57					129	H	Boston U.	49 62
												145	H	Northeastern	58 66
												155	A	Binghamton	63 73
												155	H	Binghamton	75 65
												164	A	Dartmouth	41 57
												185	A	Delaware	69 56
												212	A	UMass Lowell	57 66
												212	H	UMass Lowell	77 53
												212	H	UMass Lowell	67 54
												223	A	Brown	70 76
												265	A	New Hampshire	71 62
												265	H	New Hampshire	67 50
												297	A	UMBC	66 54
												297	H	UMBC	54 74
												306	A	Vermont	65 47
												306	H	Vermont	70 59
												306	H	Vermont	78 66
												314	A	Albany (NY)	65 44
												314	H	Albany (NY)	60 49
												320	H	Navy	46 41
												345	A	Hartford	69 52
												345	H	Hartford	87 73
LAST 10 Division I															
				212	H	UMass Lowell	67 54					314	A	Albany (NY)	65 44
				306	H	Vermont	78 66					212	H	UMass Lowell	77 53
				297	A	UMBC	66 54					155	H	Binghamton	75 65
				265	A	New Hampshire	71 62					306	H	Vermont	70 59
				74	H	Stony Brook	64 62					345	A	Hartford	69 52

Non-Div I Games: Husson 104 43

Maine

Loss, Non-Conf, S Site, H Home A Away N Neutral

Average RPI Win:	274	WON-LOST	WINNING	LAST 10	STRENGTH OF	OPP. STRENGTH	TEAM	ADJ.	CONF.	ADJ CONF.
Average RPI Loss:	136	RECORD	PCT. RANK	GAMES	SCHEDULE	OF SCHEDULE	RPI	RPI	RPI	RPI
DIV. I ONLY	15- 14	159	7-3	204	270	188	188	24	24	
DIV. I NON-CONF.	3- 6	235	0	92	209	198	198	25	25	
TOTALS	RPI 1-25	RPI 26-50	W-L RECORDS	RPI 51-100	RPI 101-150	RPI 150+				
15- 14	0- 0	0- 0	OVERALL	0- 8	0- 1	15- 5				
9- 5	0- 0	0- 0	HOME	0- 3	0- 1	9- 1				
6- 9	0- 0	0- 0	AWAY	0- 5	0- 0	6- 4				
0- 0	0- 0	0- 0	NEUTRAL	0- 0	0- 0	0- 0				
3- 6	0- 0	0- 0	NON-CONFERENCE	0- 4	0- 1	3- 1				
2- 2	0- 0	0- 0	HOME	0- 1	0- 1	2- 0				
1- 4	0- 0	0- 0	AWAY	0- 3	0- 0	1- 1				
0- 0	0- 0	0- 0	NEUTRAL	0- 0	0- 0	0- 0				
12- 8	0- 0	0- 0	CONFERENCE	0- 4	0- 0	12- 4				
7- 3	0- 0	0- 0	HOME	0- 2	0- 0	7- 1				
5- 5	0- 0	0- 0	AWAY	0- 2	0- 0	5- 3				
0- 0	0- 0	0- 0	NEUTRAL	0- 0	0- 0	0- 0				

RPI S	Opponent	Score	RPI S	Opponent	Score	RPI S	Opponent	Score	RPI S	Opponent	Score	Team's RPI: 188
						52	A Marist	53 74	130	H Duquesne	65 76	
						52	H Marist	66 71	164	H Dartmouth	70 58	
						74	A Stony Brook	54 59	168	A Lafayette	53 60	
						83	A Villanova	51 63	183	A Quinnipiac	58 70	
						88	H Fordham	45 51	183	H Quinnipiac	77 62	
						90	A Nebraska	51 71	227	A Fairfield	47 87	
						95	A Rider	53 76	227	H Fairfield	51 38	
						95	H Rider	50 55	254	A Iona	59 47	
									254	H Iona	54 32	
									268	H Army West Point	86 56	
									276	A Siena	80 50	
									276	H Siena	49 59	
									292	A Niagara	75 61	
									292	H Niagara	68 65	
									294	A Monmouth	60 62	
									294	H Monmouth	54 48	
									302	A Fairleigh Dickinson	62 61	
									317	A Saint Peter's	85 52	
									317	H Saint Peter's	68 64	
									337	A Canisius	63 56	
									337	H Canisius	68 50	
LAST 10 Division I												
294	H Monmouth	54 48	95	H Rider	50 55							
254	A Iona	59 47	183	H Quinnipiac	77 62							
227	H Fairfield	51 38	52	A Marist	53 74							
292	A Niagara	75 61	276	H Siena	49 59							
337	A Canisius	63 56	317	H Saint Peter's	68 64							

Non-Div I Games:

Manhattan

MaristMarist

Marist

Average RPI Win:	148	WON-LOST	WINNING	LAST 10	STRENGTH OF	OPP. STRENGTH	TEAM	ADJ.	CONF.	ADJ CONF.
Average RPI Loss:	44	RECORD	PCT. RANK	GAMES	SCHEDULE	OF SCHEDULE	RPI	RPI	RPI	RPI
DIV. I ONLY	24- 8	40	7-3	48	73	23	23	6	6	
DIV. I NON-CONF.	9- 2	37	0	44	106	31	31	6	6	
TOTALS	RPI 1-25	RPI 26-50	W-L RECORDS	RPI 51-100	RPI 101-150	RPI 150+				
24- 8	1- 4	0- 0	OVERALL	11- 4	1- 0	11- 0				
13- 2	1- 2	0- 0	HOME	7- 0	0- 0	5- 0				
8- 6	0- 2	0- 0	AWAY	2- 4	1- 0	5- 0				
3- 0	0- 0	0- 0	NEUTRAL	2- 0	0- 0	1- 0				
9- 2	0- 2	0- 0	NON-CONFERENCE	3- 0	1- 0	5- 0				
4- 2	0- 2	0- 0	HOME	2- 0	0- 0	2- 0				
4- 0	0- 0	0- 0	AWAY	1- 0	1- 0	2- 0				
1- 0	0- 0	0- 0	NEUTRAL	0- 0	0- 0	1- 0				
15- 6	1- 2	0- 0	CONFERENCE	8- 4	0- 0	6- 0				
9- 0	1- 0	0- 0	HOME	5- 0	0- 0	3- 0				
4- 6	0- 2	0- 0	AWAY	1- 4	0- 0	3- 0				
2- 0	0- 0	0- 0	NEUTRAL	2- 0	0- 0	0- 0				

RPI	S	Opponent	Score	RPI	S	Opponent	Score	RPI	S	Opponent	Score	RPI	S	Opponent	Score
10	H	Mississippi St.	68 74					51	A	Creighton	62 72	111	A	Green Bay	60 47
11	H	Northwestern	56 64					51	H	Creighton	52 50	187	A	Providence	60 50
18	A	DePaul	74 88					55	H	Belmont	53 51	187	H	Providence	85 55
18	A	DePaul	71 89					58	A	St. John's (NY)	67 57	202	A	Saint Mary's (CA)	77 63
18	H	DePaul	90 83					58	H	St. John's (NY)	94 85	217	A	Milwaukee	78 56
								58	N	St. John's (NY)	78 55	232	H	Morgan St.	70 48
								62	A	Seton Hall	60 72	260	A	Georgetown	76 56
								62	H	Seton Hall	81 60	260	H	Georgetown	73 51
								72	A	South Dakota St.	65 58	261	N	Tulsa	61 60
								75	H	Illinois St.	58 41	269	A	Xavier	80 60
								83	A	Villanova	47 61	269	H	Xavier	61 48
								83	H	Villanova	57 52	319	H	St. Francis Brooklyn	92 71
								83	N	Villanova	72 59				
								99	A	Butler	55 61				
								99	H	Butler	76 54				
LAST 10 Division I															
18	A	DePaul	74 88	83	A	Villanova	47 61								
58	N	St. John's (NY)	78 55	99	H	Butler	76 54								
83	N	Villanova	72 59	269	H	Xavier	61 48								
18	H	DePaul	90 83	58	A	St. John's (NY)	67 57								
260	A	Georgetown	76 56	62	A	Seton Hall	60 72								

Non-Div I Games:

Marquette

■ Loss,
■ Non-Conf,
■ S Site,
■ H Home
■ A Away
N Neutral

Marshall

Through Games Of March 9, 2020

Average RPI Win:	236	WON-LOST	WINNING	LAST 10	STRENGTH OF	OPP. STRENGTH	TEAM	ADJ.	CONF.	ADJ CONF.
Average RPI Loss:	143	RECORD	PCT. RANK	GAMES	SCHEDULE	OF SCHEDULE	RPI	RPI	RPI	RPI
DIV. I ONLY	10- 17	255	5-5	218	148	251	251	13	13	
DIV. I NON-CONF.	3- 6	235	0	326	239	313	313	16	16	
TOTALS	RPI 1-25	RPI 26-50	W-L RECORDS	RPI 51-100	RPI 101-150	RPI 150+				
10- 17	0- 0	0- 6	OVERALL	0- 3	1- 0	9- 8				
6- 7	0- 0	0- 3	HOME	0- 0	1- 0	5- 4				
4- 10	0- 0	0- 3	AWAY	0- 3	0- 0	4- 4				
0- 0	0- 0	0- 0	NEUTRAL	0- 0	0- 0	0- 0				
3- 6	0- 0	0- 1	NON-CONFERENCE	0- 1	0- 0	3- 4				
2- 2	0- 0	0- 0	HOME	0- 0	0- 0	2- 2				
1- 4	0- 0	0- 1	AWAY	0- 1	0- 0	1- 2				
0- 0	0- 0	0- 0	NEUTRAL	0- 0	0- 0	0- 0				
7- 11	0- 0	0- 5	CONFERENCE	0- 2	1- 0	6- 4				
4- 5	0- 0	0- 3	HOME	0- 0	1- 0	3- 2				
3- 6	0- 0	0- 2	AWAY	0- 2	0- 0	3- 2				
0- 0	0- 0	0- 0	NEUTRAL	0- 0	0- 0	0- 0				

RPI 1-25				RPI 26-50				RPI 51-100				RPI 101+				Team's RPI: 251	
RPI	S	Opponent	Score	RPI	S	Opponent	Score	RPI	S	Opponent	Score	RPI	S	Opponent	Score		
				28	A	Western Ky.	65 79	54	A	Rice	43 81	101	H	UAB	61 56		
				28	H	Western Ky.	65 74	60	A	Charlotte	46 52	158	H	Norfolk St.	75 69		
				33	A	Old Dominion	46 57	86	A	Ohio	51 67	193	A	Towson	56 59		
				33	H	Old Dominion	54 64					201	A	Fla. Atlantic	50 68		
				45	H	Middle Tenn.	55 75					201	H	Fla. Atlantic	85 75		
				47	A	Rutgers	41 66					205	A	Southern Miss.	80 65		
												220	H	UTEP	76 66		
												232	H	Morgan St.	52 57		
												235	A	North Texas	68 59		
												235	H	North Texas	69 77		
												253	H	Bowling Green	69 82		
												264	A	Louisiana Tech	50 60		
												275	A	Indiana St.	72 60		
												308	A	FIU	59 57		
												308	H	FIU	65 68		
												321	H	UTSA	66 53		
												330	A	Evansville	62 66		
												335	H	Coppin St.	60 47		
LAST 10 Division I																	
				201	A	Fla. Atlantic	50 68	220	H	UTEP	76 66						
				308	A	FIU	59 57	321	H	UTSA	66 53						
				235	H	North Texas	69 77	264	A	Louisiana Tech	50 60						
				33	H	Old Dominion	54 64	205	A	Southern Miss.	80 65						
				28	A	Western Ky.	65 79	201	H	Fla. Atlantic	85 75						

Non-Div I Games: Alderson Broadus 85 41 Ky. Christian 89 40

Marshall

Loss, Non-Conf, S Site, H Home A Away N Neutral

Average RPI Win: 103	WON-LOST	WINNING	LAST 10	STRENGTH OF	OPP. STRENGTH	TEAM	ADJ.	CONF.	ADJ CONF.
Average RPI Loss: 11	RECORD	PCT. RANK	GAMES	SCHEDULE	OF SCHEDULE	RPI	RPI	RPI	RPI
DIV. I ONLY	28- 4	10	10-0	8	1	3	3	2	2
DIV. I NON-CONF.	9- 2	37	0	89	61	39	39	2	2
TOTALS	RPI 1-25	RPI 26-50	W-L RECORDS	RPI 51-100	RPI 101-150	RPI 150+			
28- 4	8- 4	6- 0	OVERALL	3- 0	3- 0	8- 0			
14- 1	4- 1	3- 0	HOME	1- 0	2- 0	4- 0			
9- 3	2- 3	2- 0	AWAY	1- 0	1- 0	3- 0			
5- 0	2- 0	1- 0	NEUTRAL	1- 0	0- 0	1- 0			
9- 2	0- 2	1- 0	NON-CONFERENCE	1- 0	1- 0	6- 0			
5- 1	0- 1	0- 0	HOME	0- 0	1- 0	4- 0			
2- 1	0- 1	1- 0	AWAY	0- 0	0- 0	1- 0			
2- 0	0- 0	0- 0	NEUTRAL	1- 0	0- 0	1- 0			
19- 2	8- 2	5- 0	CONFERENCE	2- 0	2- 0	2- 0			
9- 0	4- 0	3- 0	HOME	1- 0	1- 0	0- 0			
7- 2	2- 2	1- 0	AWAY	1- 0	1- 0	2- 0			
3- 0	2- 0	1- 0	NEUTRAL	0- 0	0- 0	0- 0			

RPI S	Opponent	Score	RPI S	Opponent	Score	RPI S	Opponent	Score	RPI S	Opponent	Score
1	H South Carolina	54 63	30	A James Madison	70 68	55	N Belmont	90 26	103	H Michigan St.	94 53
11	A Northwestern	58 81	34	A Michigan	77 49	90	H Nebraska	87 69	143	H George Washington	88 54
11	H Northwestern	70 61	34	H Michigan	70 55	92	A Minnesota	99 44	148	A Wisconsin	85 56
14	A Indiana	79 69	46	H Purdue	88 45				183	H Quinnipiac	107 52
14	H Indiana	76 62	46	N Purdue	74 62				185	H Delaware	99 55
14	N Indiana	66 51	47	H Rutgers	79 50				204	A Illinois	79 60
15	A Iowa	61 66							219	A Penn St.	106 69
15	H Iowa	93 59							221	N Clemson	63 44
16	A NC State	59 66							279	H Loyola Maryland	105 45
17	A Ohio St.	85 65							301	H Wagner	119 56
17	H Ohio St.	72 62							316	A Georgia St.	114 41
17	N Ohio St.	82 65									
LAST 10 Division I											
17	N Ohio St.	82 65	148	A Wisconsin	85 56						
14	N Indiana	66 51	219	A Penn St.	106 69						
46	N Purdue	74 62	15	H Iowa	93 59						
92	A Minnesota	99 44	47	H Rutgers	79 50						
46	H Purdue	88 45	14	A Indiana	79 69						

Non-Div I Games:

Maryland

Massachusetts

Through Games Of March 9, 2020

Average RPI Win:	218	WON-LOST	WINNING	LAST 10	STRENGTH OF	OPP. STRENGTH	TEAM	ADJ.	CONF.	ADJ CONF.
Average RPI Loss:	128	RECORD	PCT. RANK	GAMES	SCHEDULE	OF SCHEDULE	RPI	RPI	RPI	RPI
DIV. I ONLY	19- 11	88	5-5	248	144	149	149	12	12	
DIV. I NON-CONF.	9- 3	63	0	279	272	139	139	12	12	
TOTALS	RPI 1-25	RPI 26-50	W-L RECORDS	RPI 51-100	RPI 101-150	RPI 150+				
19- 11	0- 0	0- 1	OVERALL	0- 5	6- 1	13- 4				
11- 5	0- 0	0- 1	HOME	0- 2	3- 0	8- 2				
8- 5	0- 0	0- 0	AWAY	0- 2	3- 1	5- 2				
0- 1	0- 0	0- 0	NEUTRAL	0- 1	0- 0	0- 0				
9- 3	0- 0	0- 0	NON-CONFERENCE	0- 1	2- 0	7- 2				
5- 2	0- 0	0- 0	HOME	0- 0	1- 0	4- 2				
4- 1	0- 0	0- 0	AWAY	0- 1	1- 0	3- 0				
0- 0	0- 0	0- 0	NEUTRAL	0- 0	0- 0	0- 0				
10- 8	0- 0	0- 1	CONFERENCE	0- 4	4- 1	6- 2				
6- 3	0- 0	0- 1	HOME	0- 2	2- 0	4- 0				
4- 4	0- 0	0- 0	AWAY	0- 1	2- 1	2- 2				
0- 1	0- 0	0- 0	NEUTRAL	0- 1	0- 0	0- 0				

RPI S	Opponent	Score	RPI S	Opponent	Score	RPI S	Opponent	Score	RPI S	Opponent	Score	Team's RPI: 149
39	H Dayton	51 52	58	A St. John's (NY)	71 82	122	H Holy Cross	75 72				
			85	A Saint Louis	56 71	127	H Richmond	64 50				
			85	N Saint Louis	52 65	129	A Boston U.	58 45				
			88	H Fordham	64 69	130	A Duquesne	81 77				
			89	H VCU	46 61	140	A Davidson	70 62				
						140	H Davidson	61 48				
						143	A George Washington	47 50				
						177	H Merrimack	64 79				
						187	H Providence	63 72				
						194	H La Salle	76 62				
						209	A Rhode Island	66 69				
						209	H Rhode Island	73 53				
						212	A UMass Lowell	74 58				
						223	H Brown	95 42				
						236	A Saint Joseph's	51 47				
						236	H Saint Joseph's	61 43				
						250	A George Mason	56 73				
						254	A Iona	65 51				
						265	H New Hampshire	67 65				
						276	H Siena	61 55				
						298	A St. Bonaventure	62 52				
						298	H St. Bonaventure	72 54				
						306	A Vermont	83 49				
						345	H Hartford	74 48				
LAST 10 Division I												
			85	N Saint Louis	52 65	85	A Saint Louis	56 71				
			298	H St. Bonaventure	72 54	39	H Dayton	51 52				
			209	H Rhode Island	73 53	88	H Fordham	64 69				
			236	A Saint Joseph's	51 47	250	A George Mason	56 73				
			140	H Davidson	61 48	140	A Davidson	70 62				

Non-Div I Games: Southern Conn. St. 86 43

Massachusetts

Loss, Non-Conf, S Site, H Home A Away N Neutral

McNeese

Through Games Of March 9, 2020

Average RPI Win: 333	WON-LOST	WINNING	LAST 10	STRENGTH OF	OPP. STRENGTH	TEAM	ADJ.	CONF.	ADJ CONF.
Average RPI Loss: 200	RECORD	PCT. RANK	GAMES	SCHEDULE	OF SCHEDULE	RPI	RPI	RPI	RPI
DIV. I ONLY	3- 24	334	0-10	320	276	347	347	23	23
DIV. I NON-CONF.	1- 6	318	0	149	267	306	306	24	24
TOTALS	RPI 1-25	RPI 26-50	W-L RECORDS	RPI 51-100	RPI 101-150	RPI 150+			
3- 24	0- 0	0- 1	OVERALL	0- 4	0- 2	3- 17			
3- 9	0- 0	0- 0	HOME	0- 3	0- 0	3- 6			
0- 15	0- 0	0- 1	AWAY	0- 1	0- 2	0- 11			
0- 0	0- 0	0- 0	NEUTRAL	0- 0	0- 0	0- 0			
1- 6	0- 0	0- 1	NON-CONFERENCE	0- 1	0- 1	1- 3			
1- 1	0- 0	0- 0	HOME	0- 1	0- 0	1- 0			
0- 5	0- 0	0- 1	AWAY	0- 0	0- 1	0- 3			
0- 0	0- 0	0- 0	NEUTRAL	0- 0	0- 0	0- 0			
2- 18	0- 0	0- 0	CONFERENCE	0- 3	0- 1	2- 14			
2- 8	0- 0	0- 0	HOME	0- 2	0- 0	2- 6			
0- 10	0- 0	0- 0	AWAY	0- 1	0- 1	0- 8			
0- 0	0- 0	0- 0	NEUTRAL	0- 0	0- 0	0- 0			

RPI S	Opponent	Score	RPI S	Opponent	Score	RPI S	Opponent	Score	RPI S	Opponent	Score	Team's RPI: 347
29	A Arkansas	58 101	54	H Rice	50 81	101	A UAB	70 97				
			78	H A&M-Corpus Christi	59 73	147	A Sam Houston St.	59 92				
			82	A SFA	51 82	170	A New Orleans	59 78				
			84	H Abilene Christian	73 90	170	H New Orleans	59 85				
						189	A Louisiana	55 75				
						228	A SMU	60 81				
						237	A Central Ark.	49 70				
						237	H Central Ark.	57 70				
						252	A Southeastern La.	48 87				
						252	H Southeastern La.	67 74				
						255	A Nicholls St.	63 79				
						255	H Nicholls St.	53 72				
						264	A Louisiana Tech	54 79				
						266	A Lamar University	70 80				
						266	H Lamar University	69 87				
						267	A Incarnate Word	56 73				
						267	H Incarnate Word	71 72				
						315	A Houston Baptist	54 56				
						315	H Houston Baptist	88 72				
						336	A Northwestern St.	60 70				
						336	H Northwestern St.	61 51				
						348	H La.-Monroe	72 69				
LAST 10 Division I												
266	A Lamar University	70 80	267	H Incarnate Word	71 72							
255	H Nicholls St.	53 72	336	A Northwestern St.	60 70							
315	A Houston Baptist	54 56	237	A Central Ark.	49 70							
252	A Southeastern La.	48 87	78	H A&M-Corpus Christi	59 73							
170	H New Orleans	59 85	266	H Lamar University	69 87							

Non-Div I Games: Centenary (LA) 116 37 LSU-Shreveport 81 77

McNeese

Loss, Non-Conf, S Site, H Home A Away N Neutral

Average RPI Win:	205	WON-LOST	WINNING	LAST 10	STRENGTH OF	OPP. STRENGTH	TEAM	ADJ.	CONF.	ADJ CONF.
Average RPI Loss:	131	RECORD	PCT. RANK	GAMES	SCHEDULE	OF SCHEDULE	RPI	RPI	RPI	RPI
DIV. I ONLY	14- 17	198	3-7	165	108	196	196	9	9	
DIV. I NON-CONF.	9- 4	84	0	244	273	144	144	9	9	
TOTALS	RPI 1-25	RPI 26-50	W-L RECORDS	RPI 51-100	RPI 101-150	RPI 150+				
14- 17	0- 2	0- 3	OVERALL	1- 3	2- 2	11- 7				
8- 7	0- 1	0- 1	HOME	0- 2	1- 1	7- 2				
4- 8	0- 1	0- 1	AWAY	0- 0	1- 1	3- 5				
2- 2	0- 0	0- 1	NEUTRAL	1- 1	0- 0	1- 0				
9- 4	0- 0	0- 1	NON-CONFERENCE	1- 0	2- 1	6- 2				
5- 2	0- 0	0- 0	HOME	0- 0	1- 1	4- 1				
3- 1	0- 0	0- 0	AWAY	0- 0	1- 0	2- 1				
1- 1	0- 0	0- 1	NEUTRAL	1- 0	0- 0	0- 0				
5- 13	0- 2	0- 2	CONFERENCE	0- 3	0- 1	5- 5				
3- 5	0- 1	0- 1	HOME	0- 2	0- 0	3- 1				
1- 7	0- 1	0- 1	AWAY	0- 0	0- 1	1- 4				
1- 1	0- 0	0- 0	NEUTRAL	0- 1	0- 0	1- 0				

RPI	S	Opponent	Score	RPI	S	Opponent	Score	RPI	S	Opponent	Score	RPI	S	Opponent	Score	Team's RPI: 196
4	A	UConn	55 94	35	N	LSU	58 89	59	H	Cincinnati	66 73	101	H	UAB	77 52	
4	H	UConn	56 68	37	A	UCF	66 82	59	N	Cincinnati	52 94	110	A	Southern Ill.	70 66	
				37	H	UCF	59 67	68	H	South Fla.	47 68	118	A	Temple	64 78	
								77	N	Kansas St.	72 68	143	H	George Washington	63 64	
												162	A	Toledo	83 76	
												167	A	Wichita St.	69 60	
												173	A	Tulane	55 59	
												173	H	Tulane	64 62	
												208	A	Little Rock	68 50	
												215	A	Houston	65 75	
												228	A	SMU	60 69	
												228	H	SMU	57 52	
												228	N	SMU	76 65	
												234	H	Alabama A&M	79 71	
												242	A	East Carolina	65 71	
												242	H	East Carolina	57 61	
												244	H	Arkansas St.	78 50	
												261	H	Tulsa	63 44	
												264	A	Louisiana Tech	74 83	
												292	H	Eastern Ky.	60 63	
												322	H	Alcorn	57 51	
												351	H	Mississippi Val.	91 54	
LAST 10 Division I																
				59	N	Cincinnati	52 94	118	A	Temple	64 78					
				228	N	SMU	76 65	242	H	East Carolina	57 61					
				228	A	SMU	60 69	167	A	Wichita St.	69 60					
				37	H	UCF	59 67	4	A	UConn	55 94					
				68	H	South Fla.	47 68	173	H	Tulane	64 62					

Non-Div I Games:

Memphis

■ Loss,
 ■ Non-Conf,
 ■ S Site,
 ■ Home
 ■ A Away
 N Neutral

Average RPI Win:	266	WON-LOST	WINNING	LAST 10	STRENGTH OF	OPP. STRENGTH	TEAM	ADJ.	CONF.	ADJ CONF.
Average RPI Loss:	177	RECORD	PCT. RANK	GAMES	SCHEDULE	OF SCHEDULE	RPI	RPI	RPI	RPI
DIV. I ONLY	7- 23	309	4-6	287	227	324	324	27	27	
DIV. I NON-CONF.	2- 12	318	0	222	182	312	312	21	21	
TOTALS	RPI 1-25	RPI 26-50	W-L RECORDS	RPI 51-100	RPI 101-150	RPI 150+				
7- 23	0- 0	0- 1	OVERALL	0- 3	0- 5	7- 14				
5- 8	0- 0	0- 1	HOME	0- 0	0- 1	5- 6				
1- 14	0- 0	0- 0	AWAY	0- 3	0- 3	1- 8				
1- 1	0- 0	0- 0	NEUTRAL	0- 0	0- 1	1- 0				
2- 12	0- 0	0- 1	NON-CONFERENCE	0- 3	0- 2	2- 6				
1- 5	0- 0	0- 1	HOME	0- 0	0- 0	1- 4				
1- 7	0- 0	0- 0	AWAY	0- 3	0- 2	1- 2				
0- 0	0- 0	0- 0	NEUTRAL	0- 0	0- 0	0- 0				
5- 11	0- 0	0- 0	CONFERENCE	0- 0	0- 3	5- 8				
4- 3	0- 0	0- 0	HOME	0- 0	0- 1	4- 2				
0- 7	0- 0	0- 0	AWAY	0- 0	0- 1	0- 6				
1- 1	0- 0	0- 0	NEUTRAL	0- 0	0- 1	1- 0				

RPI S	Opponent	Score	RPI S	Opponent	Score	RPI S	Opponent	Score	RPI S	Opponent	Score	Team's RPI: 324
28	H Western Ky.	62 75	53	A Yale	60 68	119	A Columbia	48 77				
			65	A Georgia	60 76	139	A Florida	50 71				
			73	A Alabama	56 111	142	A UNC Greensboro	51 67				
						142	H UNC Greensboro	50 60				
						142	N UNC Greensboro	73 75				
						151	A Samford	64 72				
						151	H Samford	54 60				
						160	H Gardner-Webb	62 65				
						161	H Jacksonville	83 87				
						195	A Furman	49 62				
						195	H Furman	61 55				
						207	A Chattanooga	52 58				
						207	H Chattanooga	55 48				
						207	N Chattanooga	63 55				
						211	A Appalachian St.	68 77				
						221	H Clemson	61 65				
						222	A Kennesaw St.	64 92				
						273	A Wofford	49 77				
						273	H Wofford	54 53				
						288	A ETSU	54 56				
						288	H ETSU	66 72				
						289	H Ga. Southern	62 52				
						292	H Eastern Ky.	60 61				
						342	A Western Caro.	40 51				
						342	H Western Caro.	60 54				
						350	A South Carolina St.	66 55				
LAST 10 Division I												
			142	N UNC Greensboro	73 75	207	A Chattanooga	52 58				
			207	N Chattanooga	63 55	151	H Samford	54 60				
			142	H UNC Greensboro	50 60	195	H Furman	61 55				
			342	H Western Caro.	60 54	273	H Wofford	54 53				
			288	A ETSU	54 56	342	A Western Caro.	40 51				

Non-Div I Games: LaGrange 74 47

Mercer

Loss, Non-Conf, S Site, H Home A Away N Neutral

Average RPI Win:	282	WON-LOST	WINNING	LAST 10	STRENGTH OF	OPP. STRENGTH	TEAM	ADJ.	CONF.	ADJ CONF.
Average RPI Loss:	177	RECORD	PCT. RANK	GAMES	SCHEDULE	OF SCHEDULE	RPI	RPI	RPI	RPI
DIV. I ONLY	18- 9	71	8-2	328	336	177	177	30	30	
DIV. I NON-CONF.	5- 4	140	0	241	230	167	167	30	30	
TOTALS	RPI 1-25	RPI 26-50	W-L RECORDS	RPI 51-100	RPI 101-150	RPI 150+				
18- 9	0- 0	0- 0	OVERALL	0- 0	1- 4	17- 5				
10- 3	0- 0	0- 0	HOME	0- 0	0- 2	10- 1				
8- 6	0- 0	0- 0	AWAY	0- 0	1- 2	7- 4				
0- 0	0- 0	0- 0	NEUTRAL	0- 0	0- 0	0- 0				
5- 4	0- 0	0- 0	NON-CONFERENCE	0- 0	1- 2	4- 2				
3- 1	0- 0	0- 0	HOME	0- 0	0- 1	3- 0				
2- 3	0- 0	0- 0	AWAY	0- 0	1- 1	1- 2				
0- 0	0- 0	0- 0	NEUTRAL	0- 0	0- 0	0- 0				
13- 5	0- 0	0- 0	CONFERENCE	0- 0	0- 2	13- 3				
7- 2	0- 0	0- 0	HOME	0- 0	0- 1	7- 1				
6- 3	0- 0	0- 0	AWAY	0- 0	0- 1	6- 2				
0- 0	0- 0	0- 0	NEUTRAL	0- 0	0- 0	0- 0				

RPI 1-25			RPI 26-50			RPI 51-100			RPI 101+ Team's RPI: 177		
RPI	S	Opponent	Score	RPI	S	Opponent	Score	RPI	S	Opponent	Score
								107	H	Lehigh	68 72
								115	A	Robert Morris	50 72
								115	H	Robert Morris	62 68
								122	A	Holy Cross	42 68
								149	A	Massachusetts	79 64
								154	A	Mt. St. Mary's	53 62
								154	H	Mt. St. Mary's	76 55
								164	A	Dartmouth	52 57
								204	A	Illinois	72 75
								212	H	UMass Lowell	73 50
								223	A	Brown	72 57
								265	H	New Hampshire	64 54
								278	A	Saint Francis (PA)	71 56
								283	A	Sacred Heart	60 63
								283	H	Sacred Heart	59 45
								301	H	Wagner	55 44
								302	A	Fairleigh Dickinson	84 66
								302	H	Fairleigh Dickinson	62 51
								306	H	Vermont	78 53
								319	A	St. Francis Brooklyn	72 54
								319	H	St. Francis Brooklyn	80 54
								323	A	Bryant	61 53
								323	H	Bryant	78 66
								333	A	LIU Brooklyn	66 63
								333	H	LIU Brooklyn	60 68
								346	A	Central Conn. St.	65 56
LAST 10 Division I											
								319	A	St. Francis Brooklyn	72 54
								323	A	Bryant	61 53
								333	A	LIU Brooklyn	66 63
								333	H	LIU Brooklyn	60 68
								346	A	Central Conn. St.	65 56

Non-Div I Games: Eastern Nazarene 82 50 Fisher 81 42

Merrimack

Loss, Non-Conf, S Site, H Home A Away N Neutral

RPI	S	Opponent	Score
346	H	Central Conn. St.	56 46

Merrimack

M
e
r
r
i
m
a
c
k

M
e
r
r
i
m
a
c
k

Average RPI Win:	161	WON-LOST	WINNING	LAST 10	STRENGTH OF	OPP. STRENGTH	TEAM	ADJ.	CONF.	ADJ CONF.
Average RPI Loss:	61	RECORD	PCT. RANK	GAMES	SCHEDULE	OF SCHEDULE	RPI	RPI	RPI	RPI
DIV. I ONLY	15- 15	173	4-6	43	61	120	120	5	5	
DIV. I NON-CONF.	8- 3	68	0	19	105	48	48	4	4	
TOTALS	RPI 1-25	RPI 26-50	W-L RECORDS	RPI 51-100	RPI 101-150	RPI 150+				
15- 15	0- 5	0- 4	OVERALL	3- 3	4- 2	8- 1				
12- 6	0- 4	0- 2	HOME	3- 0	3- 0	6- 0				
2- 8	0- 1	0- 2	AWAY	0- 3	1- 2	1- 0				
1- 1	0- 0	0- 0	NEUTRAL	0- 0	0- 0	1- 1				
8- 3	0- 3	0- 0	NON-CONFERENCE	1- 0	2- 0	5- 0				
7- 2	0- 2	0- 0	HOME	1- 0	2- 0	4- 0				
0- 1	0- 1	0- 0	AWAY	0- 0	0- 0	0- 0				
1- 0	0- 0	0- 0	NEUTRAL	0- 0	0- 0	1- 0				
7- 12	0- 2	0- 4	CONFERENCE	2- 3	2- 2	3- 1				
5- 4	0- 2	0- 2	HOME	2- 0	1- 0	2- 0				
2- 7	0- 0	0- 2	AWAY	0- 3	1- 2	1- 0				
0- 1	0- 0	0- 0	NEUTRAL	0- 0	0- 0	0- 1				

RPI S	Opponent	Score	RPI S	Opponent	Score	RPI S	Opponent	Score	RPI S	Opponent	Score	Team's RPI: 120
7	H Louisville	41 87	26	H Duke	55 74	61	A Boston College	64 75	113	H Washington St.	74 68	
14	H Indiana	45 58	31	A Florida St.	61 79	71	H IUPUI	74 65	117	A Wake Forest	79 63	
16	H NC State	48 50	31	H Florida St.	62 73	76	A Virginia	64 69	117	H Wake Forest	59 56	
18	A DePaul	83 89	41	A Virginia Tech	45 69	79	A Georgia Tech	54 61	123	A Notre Dame	53 76	
21	H Oregon St.	53 75				79	H Georgia Tech	54 49	126	H North Florida	78 55	
						98	H Syracuse	77 62	150	A North Carolina	58 78	
									155	H Binghamton	79 56	
									156	H Jackson St.	83 68	
									165	N N.C. A&T	68 67	
									221	A Clemson	63 48	
									221	H Clemson	68 64	
									221	N Clemson	56 71	
									226	H Miami (OH)	80 62	
									258	H UNC Asheville	75 46	
									286	H Pittsburgh	73 54	
LAST 10 Division I												
221	N Clemson	56 71	221	A Clemson	63 48							
286	H Pittsburgh	73 54	76	A Virginia	64 69							
117	A Wake Forest	79 63	26	H Duke	55 74							
61	A Boston College	64 75	41	A Virginia Tech	45 69							
16	H NC State	48 50	79	H Georgia Tech	54 49							

Non-Div I Games:

Miami (FL)

■ Loss,
■ Non-Conf,
■ S Site,
■ H Home
■ A Away
N Neutral

Average RPI Win:	253	WON-LOST	WINNING	LAST 10	STRENGTH OF	OPP. STRENGTH	TEAM	ADJ.	CONF.	ADJ CONF.
Average RPI Loss:	106	RECORD	PCT. RANK	GAMES	SCHEDULE	OF SCHEDULE	RPI	RPI	RPI	RPI
DIV. I ONLY	10- 20	272	1-9	167	118	226	226	10	10	
DIV. I NON-CONF.	6- 5	151	0	268	194	148	148	10	10	
TOTALS	RPI 1-25	RPI 26-50	W-L RECORDS	RPI 51-100	RPI 101-150	RPI 150+				
10- 20	0- 3	0- 1	OVERALL	0- 7	1- 4	9- 5				
5- 6	0- 1	0- 0	HOME	0- 2	1- 1	4- 2				
4- 13	0- 2	0- 1	AWAY	0- 4	0- 3	4- 3				
1- 1	0- 0	0- 0	NEUTRAL	0- 1	0- 0	1- 0				
6- 5	0- 1	0- 1	NON-CONFERENCE	0- 2	0- 1	6- 0				
2- 0	0- 0	0- 0	HOME	0- 0	0- 0	2- 0				
3- 4	0- 1	0- 1	AWAY	0- 1	0- 1	3- 0				
1- 1	0- 0	0- 0	NEUTRAL	0- 1	0- 0	1- 0				
4- 15	0- 2	0- 0	CONFERENCE	0- 5	1- 3	3- 5				
3- 6	0- 1	0- 0	HOME	0- 2	1- 1	2- 2				
1- 9	0- 1	0- 0	AWAY	0- 3	0- 2	1- 3				
0- 0	0- 0	0- 0	NEUTRAL	0- 0	0- 0	0- 0				

RPI 1-25				RPI 26-50				RPI 51-100				RPI 101+ Team's RPI: 226			
RPI	S	Opponent	Score	RPI	S	Opponent	Score	RPI	S	Opponent	Score	RPI	S	Opponent	Score
18	A	DePaul	79 98	50	A	Bradley	68 79	57	A	Ball St.	63 80	114	A	Buffalo	72 87
19	A	Central Mich.	70 76					59	A	Cincinnati	68 98	114	A	Buffalo	72 88
19	H	Central Mich.	87 99					86	A	Ohio	78 92	114	H	Buffalo	72 86
								86	H	Ohio	70 84	120	A	Miami (FL)	62 80
								97	A	Kent St.	75 80	144	H	Western Mich.	70 67
								97	H	Kent St.	75 78	162	H	Toledo	92 83
								100	N	Liberty	53 65	176	A	Eastern Mich.	53 80
												182	A	Northern Ill.	84 86
												182	H	Northern Ill.	66 64
												184	A	Akron	62 70
												184	H	Akron	62 75
												238	A	South Alabama	76 73
												253	A	Bowling Green	80 59
												253	H	Bowling Green	69 82
												286	A	Pittsburgh	80 71
												292	A	Eastern Ky.	75 57
												304	N	Prairie View	65 52
												330	H	Evansville	72 64
												341	H	UIC	85 35
LAST 10 Division I															
114	A	Buffalo	72 87	97	A	Kent St.	75 80								
86	A	Ohio	78 92	86	H	Ohio	70 84								
253	H	Bowling Green	69 82	182	A	Northern Ill.	84 86								
184	H	Akron	62 75	19	H	Central Mich.	87 99								
114	A	Buffalo	72 88	162	H	Toledo	92 83								

Non-Div I Games: Tiffin 83 51

Miami (OH)

■ Loss,
 ■ Non-Conf,
 ■ S Site,
 ■ Home
 ■ A Away
 N Neutral

Average RPI Win:	132	WON-LOST	WINNING	LAST 10	STRENGTH OF	OPP. STRENGTH	TEAM	ADJ.	CONF.	ADJ CONF.
Average RPI Loss:	33	RECORD	PCT. RANK	GAMES	SCHEDULE	OF SCHEDULE	RPI	RPI	RPI	RPI
DIV. I ONLY	21- 11	75	6-4	20	27	34	34	2	2	
DIV. I NON-CONF.	9- 2	37	0	96	150	52	52	2	2	
TOTALS	RPI 1-25	RPI 26-50	W-L RECORDS	RPI 51-100	RPI 101-150	RPI 150+				
21- 11	2- 7	3- 2	OVERALL	4- 1	4- 1	8- 0				
12- 4	1- 3	3- 0	HOME	1- 0	2- 1	5- 0				
6- 5	0- 3	0- 1	AWAY	1- 1	2- 0	3- 0				
3- 2	1- 1	0- 1	NEUTRAL	2- 0	0- 0	0- 0				
9- 2	0- 0	1- 1	NON-CONFERENCE	2- 0	1- 1	5- 0				
6- 1	0- 0	1- 0	HOME	1- 0	1- 1	3- 0				
2- 0	0- 0	0- 0	AWAY	0- 0	0- 0	2- 0				
1- 1	0- 0	0- 1	NEUTRAL	1- 0	0- 0	0- 0				
12- 9	2- 7	2- 1	CONFERENCE	2- 1	3- 0	3- 0				
6- 3	1- 3	2- 0	HOME	0- 0	1- 0	2- 0				
4- 5	0- 3	0- 1	AWAY	1- 1	2- 0	1- 0				
2- 1	1- 1	0- 0	NEUTRAL	1- 0	0- 0	0- 0				

RPI 1-25				RPI 26-50				Team's RPI: 34				RPI 51-100				RPI 101+			
RPI	S	Opponent	Score	RPI	S	Opponent	Score	RPI	S	Opponent	Score	RPI	S	Opponent	Score	RPI	S	Opponent	Score
3	A	Maryland	55 70	31	N	Florida St.	69 79	90	A	Nebraska	71 74	103	A	Michigan St.	65 57				
3	H	Maryland	49 77	46	H	Purdue	66 63	90	N	Nebraska	81 75	103	H	Michigan St.	89 69				
11	A	Northwestern	73 81	47	A	Rutgers	41 62	92	A	Minnesota	77 52	123	H	Notre Dame	72 76				
11	H	Northwestern	60 66	47	H	Rutgers	71 57	97	N	Kent St.	88 53	144	H	Western Mich.	76 55				
11	N	Northwestern	67 59	50	H	Bradley	77 57	98	H	Syracuse	84 76	148	A	Wisconsin	68 56				
14	H	Indiana	60 78									176	A	Eastern Mich.	57 38				
15	H	Iowa	78 63									184	A	Akron	80 71				
17	A	Ohio St.	69 78									204	H	Illinois	80 59				
17	N	Ohio St.	60 66									211	H	Appalachian St.	62 35				
												219	A	Penn St.	80 66				
												219	H	Penn St.	82 48				
												232	H	Morgan St.	80 48				
												287	H	Oakland	79 64				

Michigan St.

Through Games Of March 9, 2020

Average RPI Win:	158	WON-LOST	WINNING	LAST 10	STRENGTH OF	OPP. STRENGTH	TEAM	ADJ.	CONF.	ADJ CONF.
Average RPI Loss:	48	RECORD	PCT. RANK	GAMES	SCHEDULE	OF SCHEDULE	RPI	RPI	RPI	RPI
DIV. I ONLY	16- 14	154	5-5	80	10	103	103	2	2	
DIV. I NON-CONF.	7- 4	100	0	282	51	174	174	2	2	
TOTALS	RPI 1-25	RPI 26-50	W-L RECORDS	RPI 51-100	RPI 101-150	RPI 150+				
16- 14	1- 5	3- 6	OVERALL	3- 2	2- 0	7- 1				
11- 3	1- 1	1- 2	HOME	2- 0	1- 0	6- 0				
4- 7	0- 4	2- 2	AWAY	0- 0	1- 0	1- 1				
1- 4	0- 0	0- 2	NEUTRAL	1- 2	0- 0	0- 0				
7- 4	0- 0	0- 2	NON-CONFERENCE	1- 2	1- 0	5- 0				
5- 0	0- 0	0- 0	HOME	0- 0	0- 0	5- 0				
1- 1	0- 0	0- 1	AWAY	0- 0	1- 0	0- 0				
1- 3	0- 0	0- 1	NEUTRAL	1- 2	0- 0	0- 0				
9- 10	1- 5	3- 4	CONFERENCE	2- 0	1- 0	2- 1				
6- 3	1- 1	1- 2	HOME	2- 0	1- 0	1- 0				
3- 6	0- 4	2- 1	AWAY	0- 0	0- 0	1- 1				
0- 1	0- 0	0- 1	NEUTRAL	0- 0	0- 0	0- 0				

RPI 1-25				RPI 26-50				RPI 51-100				RPI 101+ Team's RPI: 103			
RPI	S	Opponent	Score	RPI	S	Opponent	Score	RPI	S	Opponent	Score	RPI	S	Opponent	Score
3	A	Maryland	53 94	31	A	Florida St.	68 78	70	N	West Virginia	57 63	123	A	Notre Dame	72 69
11	A	Northwestern	55 85	34	A	Michigan	69 89	77	N	Kansas St.	65 60	148	H	Wisconsin	69 52
11	H	Northwestern	48 76	34	H	Michigan	57 65	90	H	Nebraska	78 70	176	H	Eastern Mich.	85 50
14	A	Indiana	67 79	35	N	LSU	56 58	92	H	Minnesota	66 54	204	A	Illinois	72 58
15	A	Iowa	57 74	46	A	Purdue	65 63	98	N	Syracuse	63 77	219	A	Penn St.	73 86
17	H	Ohio St.	68 65	46	H	Purdue	66 76					219	H	Penn St.	99 80
				46	N	Purdue	63 72					285	H	Morehead St.	93 48
				47	A	Rutgers	66 55					287	H	Oakland	76 56
				47	H	Rutgers	57 53					332	H	Detroit Mercy	110 52
LAST 10 Division I															
				46	N	Purdue	63 72	92	H	Minnesota	66 54				
				219	H	Penn St.	99 80	47	H	Rutgers	57 53				
				204	A	Illinois	72 58	11	A	Northwestern	55 85				
				34	H	Michigan	57 65	3	A	Maryland	53 94				
				46	A	Purdue	65 63	46	H	Purdue	66 76				

Non-Div I Games:

Michigan St.

■ Loss,
 ■ Non-Conf,
 ■ S Site,
 ■ H Home
 ■ A Away
 N Neutral

Average RPI Win:	178	WON-LOST	WINNING	LAST 10	STRENGTH OF	OPP. STRENGTH	TEAM	ADJ.	CONF.	ADJ CONF.
Average RPI Loss:	68	RECORD	PCT. RANK	GAMES	SCHEDULE	OF SCHEDULE	RPI	RPI	RPI	RPI
DIV. I ONLY	21- 9	61	8-2	57	101	45	45	13	13	
DIV. I NON-CONF.	8- 4	90	0	56	19	56	56	16	16	
TOTALS	RPI 1-25	RPI 26-50	W-L RECORDS	RPI 51-100	RPI 101-150	RPI 150+				
21- 9	1- 2	1- 3	OVERALL	3- 2	2- 1	14- 1				
12- 3	1- 1	1- 1	HOME	2- 0	0- 1	8- 0				
8- 4	0- 0	0- 1	AWAY	1- 2	1- 0	6- 1				
1- 2	0- 1	0- 1	NEUTRAL	0- 0	1- 0	0- 0				
8- 4	1- 2	0- 1	NON-CONFERENCE	1- 1	1- 0	5- 0				
5- 1	1- 1	0- 0	HOME	1- 0	0- 0	3- 0				
2- 1	0- 0	0- 0	AWAY	0- 1	0- 0	2- 0				
1- 2	0- 1	0- 1	NEUTRAL	0- 0	1- 0	0- 0				
13- 5	0- 0	1- 2	CONFERENCE	2- 1	1- 1	9- 1				
7- 2	0- 0	1- 1	HOME	1- 0	0- 1	5- 0				
6- 3	0- 0	0- 1	AWAY	1- 1	1- 0	4- 1				
0- 0	0- 0	0- 0	NEUTRAL	0- 0	0- 0	0- 0				

RPI 1-25				RPI 26-50				Team's RPI: 45	RPI 51-100				RPI 101+			
RPI	S	Opponent	Score	RPI	S	Opponent	Score		RPI	S	Opponent	Score	RPI	S	Opponent	Score
12	N	Gonzaga	50 62	28	A	Western Ky.	63 71		54	A	Rice	60 77	101	A	UAB	62 52
20	H	TCU	82 70	28	H	Western Ky.	108 103		55	A	Belmont	57 68	101	H	UAB	59 61
24	H	Kentucky	52 67	33	H	Old Dominion	56 67		60	A	Charlotte	79 74	115	N	Auburn	73 50
				42	N	Arizona St.	60 61		60	H	Charlotte	83 59	173	A	Tulane	64 62
									89	H	VCU	86 63	195	H	Furman	78 62
													201	H	Fla. Atlantic	81 66
													205	A	Southern Miss.	77 69
													206	H	Tennessee Tech	64 58
													220	A	UTEP	92 80
													220	H	UTEP	76 60
													235	A	North Texas	80 60
													235	H	North Texas	74 63
													242	A	East Carolina	68 66
													246	H	Lipscomb	70 49
													251	A	Marshall	75 55
													264	A	Louisiana Tech	60 78
													308	H	FIU	72 56
													321	H	UTSA	69 48
LAST 10 Division I																
				60	A	Charlotte	79 74		101	A	UAB	62 52				
				235	H	North Texas	74 63		54	A	Rice	60 77				
				28	H	Western Ky.	108 103		235	A	North Texas	80 60				
				220	A	UTEP	92 80		321	H	UTSA	69 48				
				101	H	UAB	59 61		220	H	UTEP	76 60				

Non-Div I Games:

Middle Tenn.

■ Loss,
 ■ Non-Conf, S Site,
 ■ Home
 ■ Away
 N Neutral

Average RPI Win:	257	WON-LOST	WINNING	LAST 10	STRENGTH OF	OPP. STRENGTH	TEAM	ADJ.	CONF.	ADJ CONF.
Average RPI Loss:	138	RECORD	PCT. RANK	GAMES	SCHEDULE	OF SCHEDULE	RPI	RPI	RPI	RPI
DIV. I ONLY	14- 16	190	8-2	226	216	217	217	22	22	
DIV. I NON-CONF.	2- 8	295	0	189	38	300	300	22	22	
TOTALS	RPI 1-25	RPI 26-50	W-L RECORDS	RPI 51-100	RPI 101-150	RPI 150+				
14- 16	0- 2	0- 1	OVERALL	0- 3	1- 3	13- 7				
10- 5	0- 1	0- 0	HOME	0- 1	1- 0	9- 3				
4- 11	0- 1	0- 1	AWAY	0- 2	0- 3	4- 4				
0- 0	0- 0	0- 0	NEUTRAL	0- 0	0- 0	0- 0				
2- 8	0- 2	0- 1	NON-CONFERENCE	0- 1	0- 2	2- 2				
2- 3	0- 1	0- 0	HOME	0- 0	0- 0	2- 2				
0- 5	0- 1	0- 1	AWAY	0- 1	0- 2	0- 0				
0- 0	0- 0	0- 0	NEUTRAL	0- 0	0- 0	0- 0				
12- 8	0- 0	0- 0	CONFERENCE	0- 2	1- 1	11- 5				
8- 2	0- 0	0- 0	HOME	0- 1	1- 0	7- 1				
4- 6	0- 0	0- 0	AWAY	0- 1	0- 1	4- 4				
0- 0	0- 0	0- 0	NEUTRAL	0- 0	0- 0	0- 0				

RPI 1-25				RPI 26-50				RPI 51-100				RPI 101+ Team's RPI: 217			
RPI	S	Opponent	Score	RPI	S	Opponent	Score	RPI	S	Opponent	Score	RPI	S	Opponent	Score
18	A	DePaul	65 94	46	A	Purdue	55 68	71	A	IUPUI	53 60	111	A	Green Bay	48 61
23	H	Marquette	56 78					71	H	IUPUI	52 75	111	H	Green Bay	65 60
								92	A	Minnesota	61 77	119	A	Columbia	46 74
												148	A	Wisconsin	40 71
												166	A	Wright St.	77 67
												166	H	Wright St.	60 58
												182	H	Northern Ill.	78 65
												186	A	Northern Ky.	37 61
												186	A	Northern Ky.	58 78
												186	H	Northern Ky.	49 61
												191	A	Cleveland St.	49 58
												191	H	Cleveland St.	61 57
												216	H	North Dakota	58 66
												253	H	Bowling Green	51 63
												263	A	Youngstown St.	74 62
												263	H	Youngstown St.	59 54
												287	A	Oakland	62 78
												287	H	Oakland	74 67
												287	H	Oakland	73 65
												329	H	Ark.-Pine Bluff	69 55
												332	A	Detroit Mercy	63 48
												332	H	Detroit Mercy	76 51
												341	A	UIC	66 60
												341	H	UIC	71 55
LAST 10 Division I															
186	A	Northern Ky.	58 78	71	A	IUPUI	53 60								
287	H	Oakland	73 65	332	H	Detroit Mercy	76 51								
191	H	Cleveland St.	61 57	287	H	Oakland	74 67								
263	H	Youngstown St.	59 54	111	H	Green Bay	65 60								
341	A	UIC	66 60	166	A	Wright St.	77 67								

Non-Div I Games: Wis.-Parkside 84 77

Milwaukee

■ Loss,
 ■ Non-Conf,
 ■ S Site,
 ■ Home
 ■ A Away
 N Neutral

Average RPI Win:	153	WON-LOST	WINNING	LAST 10	STRENGTH OF	OPP. STRENGTH	TEAM	ADJ.	CONF.	ADJ CONF.
Average RPI Loss:	47	RECORD	PCT. RANK	GAMES	SCHEDULE	OF SCHEDULE	RPI	RPI	RPI	RPI
DIV. I ONLY	16- 15	168	3-7	36	14	92	92	2	2	
DIV. I NON-CONF.	10- 1	20	0	78	172	25	25	2	2	
TOTALS	RPI 1-25	RPI 26-50	W-L RECORDS	RPI 51-100	RPI 101-150	RPI 150+				
16- 15	0- 10	3- 1	OVERALL	2- 1	4- 2	7- 1				
9- 8	0- 6	2- 1	HOME	2- 0	1- 1	4- 0				
6- 6	0- 3	1- 0	AWAY	0- 1	3- 1	2- 1				
1- 1	0- 1	0- 0	NEUTRAL	0- 0	0- 0	1- 0				
10- 1	0- 1	1- 0	NON-CONFERENCE	1- 0	3- 0	5- 0				
7- 1	0- 1	1- 0	HOME	1- 0	1- 0	4- 0				
3- 0	0- 0	0- 0	AWAY	0- 0	2- 0	1- 0				
0- 0	0- 0	0- 0	NEUTRAL	0- 0	0- 0	0- 0				
6- 14	0- 9	2- 1	CONFERENCE	1- 1	1- 2	2- 1				
2- 7	0- 5	1- 1	HOME	1- 0	0- 1	0- 0				
3- 6	0- 3	1- 0	AWAY	0- 1	1- 1	1- 1				
1- 1	0- 1	0- 0	NEUTRAL	0- 0	0- 0	1- 0				

RPI 1-25				RPI 26-50				RPI 51-100				Team's RPI: 92	RPI 101+			
RPI	S	Opponent	Score	RPI	S	Opponent	Score	RPI	S	Opponent	Score		RPI	S	Opponent	Score
3	H	Maryland	44 99	34	H	Michigan	52 77	63	H	Montana St.	71 60		103	A	Michigan St.	54 66
8	H	Missouri St.	69 77	42	H	Arizona St.	80 66	90	A	Nebraska	58 72		107	H	Lehigh	77 49
11	H	Northwestern	54 56	46	A	Purdue	72 59	90	H	Nebraska	67 61		123	A	Notre Dame	75 67
14	A	Indiana	52 65	47	H	Rutgers	73 71						143	A	George Washington	83 50
14	H	Indiana	69 75										148	A	Wisconsin	73 64
15	A	Iowa	82 90										148	H	Wisconsin	62 72
15	H	Iowa	75 76										157	H	UC Davis	76 67
17	A	Ohio St.	76 99										203	A	American	70 53
17	H	Ohio St.	63 66										204	A	Illinois	71 74
17	N	Ohio St.	56 77										217	H	Milwaukee	77 61
													219	A	Penn St.	81 74
													219	N	Penn St.	85 65
													306	H	Vermont	90 58
													323	H	Bryant	101 56
LAST 10 Division I																
		17	N	Ohio St.	56	77				103	A	Michigan St.	54	66		
		219	N	Penn St.	85	65				17	A	Ohio St.	76	99		
		3	H	Maryland	44	99				34	H	Michigan	52	77		
		15	A	Iowa	82	90				148	A	Wisconsin	73	64		
		14	H	Indiana	69	75				47	H	Rutgers	73	71		

Non-Div I Games:

Minnesota

■ Loss,
■ Non-Conf,
■ S Site,
■ H Home
■ A Away
N Neutral

Mississippi St.

Through Games Of March 9, 2020

Average RPI Win:	118	WON-LOST	WINNING	LAST 10	STRENGTH OF	OPP. STRENGTH	TEAM	ADJ.	CONF.	ADJ CONF.
Average RPI Loss:	29	RECORD	PCT. RANK	GAMES	SCHEDULE	OF SCHEDULE	RPI	RPI	RPI	RPI
DIV. I ONLY	27- 6	22	7-3	19	23	10	10	4	4	
DIV. I NON-CONF.	12- 2	28	0	33	50	12	12	5	5	
TOTALS	RPI 1-25	RPI 26-50	W-L RECORDS	RPI 51-100	RPI 101-150	RPI 150+				
27- 6	3- 4	5- 0	OVERALL	5- 2	5- 0	9- 0				
12- 2	1- 0	4- 0	HOME	1- 2	2- 0	4- 0				
9- 2	1- 2	0- 0	AWAY	2- 0	2- 0	4- 0				
6- 2	1- 2	1- 0	NEUTRAL	2- 0	1- 0	1- 0				
12- 2	1- 1	2- 0	NON-CONFERENCE	2- 1	1- 0	6- 0				
5- 1	0- 0	2- 0	HOME	0- 1	0- 0	3- 0				
3- 0	1- 0	0- 0	AWAY	0- 0	0- 0	2- 0				
4- 1	0- 1	0- 0	NEUTRAL	2- 0	1- 0	1- 0				
15- 4	2- 3	3- 0	CONFERENCE	3- 1	4- 0	3- 0				
7- 1	1- 0	2- 0	HOME	1- 1	2- 0	1- 0				
6- 2	0- 2	0- 0	AWAY	2- 0	2- 0	2- 0				
2- 1	1- 1	1- 0	NEUTRAL	0- 0	0- 0	0- 0				

RPI 1-25				Team's RPI: 10		RPI 26-50				RPI 51-100				RPI 101+			
RPI	S	Opponent	Score	RPI	S	Opponent	Score	RPI	S	Opponent	Score	RPI	S	Opponent	Score		
1	A	South Carolina	79 81	29	H	Arkansas	92 83	64	A	Tennessee	72 55	111	N	Green Bay	83 58		
1	N	South Carolina	62 76	35	H	LSU	64 60	65	A	Georgia	73 66	115	A	Auburn	92 85		
6	N	Stanford	62 67	35	N	LSU	79 49	65	H	Georgia	67 53	115	H	Auburn	78 73		
22	H	Texas A&M	69 57	44	H	Troy	122 82	68	N	South Fla.	86 61	128	A	Vanderbilt	68 52		
23	A	Marquette	74 68	48	H	UT Martin	82 46	70	H	West Virginia	65 71	139	H	Florida	93 47		
24	A	Kentucky	62 73					73	H	Alabama	64 66	156	A	Jackson St.	92 53		
24	N	Kentucky	77 59					76	N	Virginia	72 59	175	A	Missouri	79 64		
												189	A	Louisiana	64 48		
												205	H	Southern Miss.	91 58		
												208	H	Little Rock	89 50		
												214	N	San Francisco	73 38		
												239	H	Murray St.	124 43		
												299	A	Ole Miss	84 59		
												299	H	Ole Miss	80 39		
LAST 10 Division I																	
		1 N South Carolina	62 76			73 H Alabama	64 66										
		24 N Kentucky	77 59			115 A Auburn	92 85										
		35 N LSU	79 49			24 A Kentucky	62 73										
		299 A Ole Miss	84 59			22 H Texas A&M	69 57										
		29 H Arkansas	92 83			64 A Tennessee	72 55										

Non-Div I Games:

Mississippi St.

■ Loss,
 ■ Non-Conf,
 ■ S Site,
 ■ H Home
 ■ A Away
 N Neutral

Mississippi Valley				Through Games Of March 31, 1910						
Average RPI Win:	342	WON-LOST	WINNING	LAST 10	STRENGTH OF	OPP. STRENGTH	TEAM	ADJ.	CONF.	ADJ CONF.
Average RPI Loss:	251	RECORD	PCT. RANK	GAMES	SCHEDULE	OF SCHEDULE	RPI	RPI	RPI	RPI
DIV. I ONLY	2- 27	349	1-9		351	351	351	351	32	32
DIV. I NON-CONF.	1- 10	329	0		339	334	350	350	31	31
TOTALS	RPI 1-25		RPI 26-50		W-L RECORDS	RPI 51-100	RPI 101-150		RPI 150+	
2- 27	0- 0		0- 0		OVERALL	0- 0	0- 3		2- 24	
2- 10	0- 0		0- 0		HOME	0- 0	0- 1		2- 9	
0- 16	0- 0		0- 0		AWAY	0- 0	0- 2		0- 14	
0- 1	0- 0		0- 0		NEUTRAL	0- 0	0- 0		0- 1	
1- 10	0- 0		0- 0		NON-CONFERENCE	0- 0	0- 1		1- 9	
1- 2	0- 0		0- 0		HOME	0- 0	0- 0		1- 2	
0- 7	0- 0		0- 0		AWAY	0- 0	0- 1		0- 6	
0- 1	0- 0		0- 0		NEUTRAL	0- 0	0- 0		0- 1	
1- 17	0- 0		0- 0		CONFERENCE	0- 0	0- 2		1- 15	
1- 8	0- 0		0- 0		HOME	0- 0	0- 1		1- 7	
0- 9	0- 0		0- 0		AWAY	0- 0	0- 1		0- 8	
0- 0	0- 0		0- 0		NEUTRAL	0- 0	0- 0		0- 0	

[illegible]

Non-Div I Games:

Mississippi Val.

Loss, Non-Conf, S Site, H Home A Away N Neutral

Mississippi Valley.

RPI S Opponent Score

Through Games Of March 9, 2020

RPI	S	Opponent	Score
344	A	Grambling	47 72
344	H	Grambling	68 57
348	A	La.-Monroe	66 74

Mississippi Valley.

Mississippi Val.a
l

Average RPI Win:	196	WON-LOST	WINNING	LAST 10	STRENGTH OF	OPP. STRENGTH	TEAM	ADJ.	CONF.	ADJ CONF.
Average RPI Loss:	77	RECORD	PCT. RANK	GAMES	SCHEDULE	OF SCHEDULE	RPI	RPI	RPI	RPI
DIV. I ONLY	9- 22	294	4-6	26	62	175	175	4	4	
DIV. I NON-CONF.	3- 10	282	0	43	124	239	239	5	5	
TOTALS	RPI 1-25	RPI 26-50	W-L RECORDS	RPI 51-100	RPI 101-150	RPI 150+				
9- 22	0- 6	1- 4	OVERALL	2- 5	1- 4	5- 3				
5- 10	0- 4	1- 1	HOME	1- 2	0- 2	3- 1				
3- 9	0- 2	0- 3	AWAY	1- 2	1- 1	1- 1				
1- 3	0- 0	0- 0	NEUTRAL	0- 1	0- 1	1- 1				
3- 10	0- 2	0- 1	NON-CONFERENCE	1- 2	0- 2	2- 3				
3- 4	0- 1	0- 0	HOME	1- 2	0- 0	2- 1				
0- 4	0- 1	0- 1	AWAY	0- 0	0- 1	0- 1				
0- 2	0- 0	0- 0	NEUTRAL	0- 0	0- 1	0- 1				
6- 12	0- 4	1- 3	CONFERENCE	1- 3	1- 2	3- 0				
2- 6	0- 3	1- 1	HOME	0- 0	0- 2	1- 0				
3- 5	0- 1	0- 2	AWAY	1- 2	1- 0	1- 0				
1- 1	0- 0	0- 0	NEUTRAL	0- 1	0- 0	1- 0				

RPI 1-25				RPI 26-50				RPI 51-100				RPI 101+ Team's RPI: 175			
RPI	S	Opponent	Score	RPI	S	Opponent	Score	RPI	S	Opponent	Score	RPI	S	Opponent	Score
1	H	South Carolina	45 78	29	A	Arkansas	73 90	64	A	Tennessee	66 77	111	A	Green Bay	64 72
8	A	Missouri St.	72 79	29	H	Arkansas	81 85	64	N	Tennessee	51 64	115	H	Auburn	82 95
9	H	Princeton	33 68	32	A	South Dakota	56 72	65	A	Georgia	73 65	128	A	Vanderbilt	78 66
10	H	Mississippi St.	64 79	35	A	LSU	58 66	66	H	UNI	73 78	139	H	Florida	67 75
22	A	Texas A&M	53 72	35	H	LSU	69 65	73	A	Alabama	61 73	150	N	North Carolina	69 82
24	H	Kentucky	47 62					85	H	Saint Louis	83 58	199	A	UMKC	56 59
								90	H	Nebraska	85 90	204	H	Illinois	51 58
												213	H	Western Ill.	97 89
												230	N	New Mexico	68 71
												299	A	Ole Miss	71 57
												299	H	Ole Miss	82 67
												299	N	Ole Miss	64 53
												338	H	SIUE	68 51
LAST 10 Division I															
		64 N Tennessee	51 64			128 A Vanderbilt	78 66								
		299 N Ole Miss	64 53			139 H Florida	67 75								
		73 A Alabama	61 73			35 A LSU	58 66								
		115 H Auburn	82 95			65 A Georgia	73 65								
		299 H Ole Miss	82 67			29 H Arkansas	81 85								

Non-Div I Games:

Missouri

■ Loss,
 ■ Non-Conf, S Site,
 ■ Home
 ■ Away
 N Neutral

Average RPI Win:	134	WON-LOST	WINNING	LAST 10	STRENGTH OF	OPP. STRENGTH	TEAM	ADJ.	CONF.	ADJ CONF.
Average RPI Loss:	55	RECORD	PCT. RANK	GAMES	SCHEDULE	OF SCHEDULE	RPI	RPI	RPI	RPI
DIV. I ONLY	25- 4	14	9-1	37	82	8	8	8	8	8
DIV. I NON-CONF.	9- 2	37	0	14	24	6	6	7	7	7
TOTALS	RPI 1-25	RPI 26-50	W-L RECORDS	RPI 51-100	RPI 101-150	RPI 150+				
25- 4	2- 2	3- 0	OVERALL	7- 1	3- 1	10- 0				
14- 0	1- 0	1- 0	HOME	3- 0	2- 0	7- 0				
11- 4	1- 2	2- 0	AWAY	4- 1	1- 1	3- 0				
0- 0	0- 0	0- 0	NEUTRAL	0- 0	0- 0	0- 0				
9- 2	0- 2	1- 0	NON-CONFERENCE	4- 0	0- 0	4- 0				
5- 0	0- 0	0- 0	HOME	1- 0	0- 0	4- 0				
4- 2	0- 2	1- 0	AWAY	3- 0	0- 0	0- 0				
0- 0	0- 0	0- 0	NEUTRAL	0- 0	0- 0	0- 0				
16- 2	2- 0	2- 0	CONFERENCE	3- 1	3- 1	6- 0				
9- 0	1- 0	1- 0	HOME	2- 0	2- 0	3- 0				
7- 2	1- 0	1- 0	AWAY	1- 1	1- 1	3- 0				
0- 0	0- 0	0- 0	NEUTRAL	0- 0	0- 0	0- 0				

RPI 1-25				Team's RPI: 8				RPI 26-50				RPI 51-100				RPI 101+			
RPI	S	Opponent	Score		RPI	S	Opponent	Score		RPI	S	Opponent	Score		RPI	S	Opponent	Score	
12	A	Gonzaga	52	64	32	A	South Dakota	74	66	66	A	UNI	66	55	110	A	Southern Ill.	68	70
21	A	Oregon St.	69	80	50	A	Bradley	69	66	66	H	UNI	80	66	110	H	Southern Ill.	88	57
25	A	Drake	89	83	50	H	Bradley	90	56	75	A	Illinois St.	66	78	135	A	Valparaiso	81	68
25	H	Drake	69	67						75	H	Illinois St.	87	74	135	H	Valparaiso	85	70
										78	H	A&M-Corpus Christi	79	51	153	A	Loyola Chicago	74	72
										80	A	Boise St.	72	69	153	H	Loyola Chicago	72	61
										91	A	Oklahoma	96	90	167	H	Wichita St.	68	55
										92	A	Minnesota	77	69	175	H	Missouri	79	72
															190	H	Santa Clara	71	64
															199	H	UMKC	83	58
															275	A	Indiana St.	76	55
															275	H	Indiana St.	82	58
															330	A	Evansville	81	55
															330	H	Evansville	76	62
LAST 10 Division I																			
153	H	Loyola Chicago	72	61	330	H	Evansville	76	62										
135	H	Valparaiso	85	70	110	H	Southern Ill.	88	57										
50	A	Bradley	69	66	25	A	Drake	89	83										
75	A	Illinois St.	66	78	66	A	UNI	66	55										
275	H	Indiana St.	82	58	75	H	Illinois St.	87	74										

Non-Div I Games: William Jewell 111 39

Missouri St.

Average RPI Win:	272	WON-LOST	WINNING	LAST 10	STRENGTH OF	OPP. STRENGTH	TEAM	ADJ.	CONF.	ADJ CONF.
Average RPI Loss:	178	RECORD	PCT. RANK	GAMES	SCHEDULE	OF SCHEDULE	RPI	RPI	RPI	RPI
DIV. I ONLY	8- 21	297	3-7	217	265	294	294	24	24	
DIV. I NON-CONF.	3- 6	235	0	126	205	186	186	25	25	
TOTALS	RPI 1-25	RPI 26-50	W-L RECORDS	RPI 51-100	RPI 101-150	RPI 150+				
8- 21	0- 1	0- 2	OVERALL	0- 4	0- 1	8- 13				
4- 8	0- 0	0- 0	HOME	0- 2	0- 0	4- 6				
3- 13	0- 1	0- 2	AWAY	0- 2	0- 1	3- 7				
1- 0	0- 0	0- 0	NEUTRAL	0- 0	0- 0	1- 0				
3- 6	0- 1	0- 2	NON-CONFERENCE	0- 0	0- 1	3- 2				
1- 1	0- 0	0- 0	HOME	0- 0	0- 0	1- 1				
1- 5	0- 1	0- 2	AWAY	0- 0	0- 1	1- 1				
1- 0	0- 0	0- 0	NEUTRAL	0- 0	0- 0	1- 0				
5- 15	0- 0	0- 0	CONFERENCE	0- 4	0- 0	5- 11				
3- 7	0- 0	0- 0	HOME	0- 2	0- 0	3- 5				
2- 8	0- 0	0- 0	AWAY	0- 2	0- 0	2- 6				
0- 0	0- 0	0- 0	NEUTRAL	0- 0	0- 0	0- 0				

RPI	S	Opponent	Score	RPI	S	Opponent	Score	RPI	S	Opponent	Score	RPI	S	Opponent	Score	Team's RPI: 294
9	A	Princeton	40 52	27	A	Arizona	34 86	52	A	Marist	66 76	105	A	San Diego	49 57	
				49	A	Bucknell	37 71	52	H	Marist	53 74	168	H	Lafayette	52 44	
								95	A	Rider	25 48	183	A	Quinnipiac	53 60	
								95	H	Rider	49 50	183	H	Quinnipiac	45 52	
												187	H	Providence	52 68	
												188	A	Manhattan	48 54	
												188	H	Manhattan	62 60	
												227	A	Fairfield	38 49	
												227	H	Fairfield	39 40	
												254	A	Iona	56 50	
												254	H	Iona	33 36	
												276	A	Siena	39 51	
												276	H	Siena	49 43	
												279	A	Loyola Maryland	48 64	
												292	A	Niagara	61 62	
												292	H	Niagara	70 73	
												314	A	Albany (NY)	53 41	
												317	A	Saint Peter's	81 67	
												317	H	Saint Peter's	59 57	
												337	A	Canisius	53 54	
												337	H	Canisius	62 71	
												340	N	Purdue Fort Wayne	60 46	
LAST 10 Division I																
				95	H	Rider	49 50	227	H	Fairfield	39 40					
				188	A	Manhattan	48 54	254	A	Iona	56 50					
				276	H	Siena	49 43	317	H	Saint Peter's	59 57					
				337	A	Canisius	53 54	183	H	Quinnipiac	45 52					
				292	A	Niagara	61 62	95	A	Rider	25 48					

Non-Div I Games:

Monmouth

■ Loss,
■ Non-Conf,
■ S Site,
■ H Home
■ A Away
N Neutral

Montana

Through Games Of March 9, 2020

Average RPI Win:	248	WON-LOST	WINNING	LAST 10	STRENGTH OF	OPP. STRENGTH	TEAM	ADJ.	CONF.	ADJ CONF.
Average RPI Loss:	126	RECORD	PCT. RANK	GAMES	SCHEDULE	OF SCHEDULE	RPI	RPI	RPI	RPI
DIV. I ONLY	15- 12	138	6-4	161	251	152	152	18	18	
DIV. I NON-CONF.	3- 4	201	0	23	303	109	109	17	17	
TOTALS	RPI 1-25	RPI 26-50	W-L RECORDS	RPI 51-100	RPI 101-150	RPI 150+				
15- 12	0- 0	0- 2	OVERALL	0- 3	1- 1	14- 6				
8- 5	0- 0	0- 1	HOME	0- 2	1- 0	7- 2				
7- 6	0- 0	0- 1	AWAY	0- 1	0- 1	7- 3				
0- 1	0- 0	0- 0	NEUTRAL	0- 0	0- 0	0- 1				
3- 4	0- 0	0- 2	NON-CONFERENCE	0- 1	0- 0	3- 1				
1- 2	0- 0	0- 1	HOME	0- 1	0- 0	1- 0				
2- 1	0- 0	0- 1	AWAY	0- 0	0- 0	2- 0				
0- 1	0- 0	0- 0	NEUTRAL	0- 0	0- 0	0- 1				
12- 8	0- 0	0- 0	CONFERENCE	0- 2	1- 1	11- 5				
7- 3	0- 0	0- 0	HOME	0- 1	1- 0	6- 2				
5- 5	0- 0	0- 0	AWAY	0- 1	0- 1	5- 3				
0- 0	0- 0	0- 0	NEUTRAL	0- 0	0- 0	0- 0				

RPI S	Opponent	Score	RPI S	Opponent	Score	RPI S	Opponent	Score	RPI S	Opponent	Score	Team's RPI: 152
27	H Arizona	42 77	63	A Montana St.	78 92	108	A Idaho	51 52				
32	A South Dakota	64 96	63	H Montana St.	61 66	108	H Idaho	69 60				
			67	H Fresno St.	63 76	174	A Northern Ariz.	79 71				
						174	H Northern Ariz.	70 57				
						178	A Idaho St.	59 72				
						178	H Idaho St.	53 67				
						179	A Southern Utah	81 84				
						179	H Southern Utah	81 74				
						190	N Santa Clara	58 68				
						197	A Portland St.	65 78				
						197	H Portland St.	62 55				
						225	A Northern Colo.	70 55				
						225	H Northern Colo.	58 67				
						229	A Cal St. Fullerton	71 69				
						247	H Grand Canyon	72 67				
						290	A Utah Valley	63 52				
						307	A Sacramento St.	64 60				
						307	H Sacramento St.	90 45				
						312	A Eastern Wash.	77 56				
						312	H Eastern Wash.	92 54				
						327	A Weber St.	78 46				
						327	H Weber St.	85 57				
LAST 10 Division I												
179	A Southern Utah	81 84	178	A Idaho St.	59 72							
225	A Northern Colo.	70 55	327	A Weber St.	78 46							
307	H Sacramento St.	90 45	108	H Idaho	69 60							
174	H Northern Ariz.	70 57	312	A Eastern Wash.	77 56							
63	A Montana St.	78 92	63	H Montana St.	61 66							

Non-Div I Games: Mont. St.-Northern 98 45 Mont. St. Billings 70 53

Montana

Loss, Non-Conf, S Site, H Home A Away N Neutral

Average RPI Win:	222	WON-LOST	WINNING	LAST 10	STRENGTH OF	OPP. STRENGTH	TEAM	ADJ.	CONF.	ADJ CONF.
Average RPI Loss:	79	RECORD	PCT. RANK	GAMES	SCHEDULE	OF SCHEDULE	RPI	RPI	RPI	RPI
DIV. I ONLY	21- 6	29	10-0	160	197	63	63	18	18	
DIV. I NON-CONF.	2- 5	259	0	30	58	142	142	17	17	
TOTALS	RPI 1-25	RPI 26-50	W-L RECORDS	RPI 51-100	RPI 101-150	RPI 150+				
21- 6	0- 2	0- 0	OVERALL	0- 2	1- 1	20- 1				
10- 2	0- 1	0- 0	HOME	0- 0	0- 1	10- 0				
11- 2	0- 0	0- 0	AWAY	0- 2	1- 0	10- 0				
0- 2	0- 1	0- 0	NEUTRAL	0- 0	0- 0	0- 1				
2- 5	0- 2	0- 0	NON-CONFERENCE	0- 2	0- 0	2- 1				
1- 1	0- 1	0- 0	HOME	0- 0	0- 0	1- 0				
1- 2	0- 0	0- 0	AWAY	0- 2	0- 0	1- 0				
0- 2	0- 1	0- 0	NEUTRAL	0- 0	0- 0	0- 1				
19- 1	0- 0	0- 0	CONFERENCE	0- 0	1- 1	18- 0				
9- 1	0- 0	0- 0	HOME	0- 0	0- 1	9- 0				
10- 0	0- 0	0- 0	AWAY	0- 0	1- 0	9- 0				
0- 0	0- 0	0- 0	NEUTRAL	0- 0	0- 0	0- 0				

RPI 1-25				RPI 26-50				RPI 51-100 Team's RPI: 63				RPI 101+			
RPI	S	Opponent	Score	RPI	S	Opponent	Score	RPI	S	Opponent	Score	RPI	S	Opponent	Score
12	H	Gonzaga	55 70					72	A	South Dakota St.	50 60	108	A	Idaho	62 56
22	N	Texas A&M	67 78					92	A	Minnesota	60 71	108	H	Idaho	68 69
												152	A	Montana	66 61
												152	H	Montana	92 78
												157	H	UC Davis	77 65
												167	N	Wichita St.	64 66
												174	A	Northern Ariz.	72 64
												174	H	Northern Ariz.	73 71
												178	A	Idaho St.	74 55
												178	H	Idaho St.	67 59
												179	A	Southern Utah	81 65
												179	H	Southern Utah	91 65
												197	A	Portland St.	73 62
												197	H	Portland St.	98 67
												225	A	Northern Colo.	73 63
												225	H	Northern Colo.	91 58
												305	A	Seattle U	73 65
												307	A	Sacramento St.	85 48
												307	H	Sacramento St.	113 69
												312	A	Eastern Wash.	89 85
												312	H	Eastern Wash.	79 47
												327	A	Weber St.	102 67
												327	H	Weber St.	81 52
LAST 10 Division I															
225	A	Northern Colo.	73 63	197	H	Portland St.	98 67								
179	A	Southern Utah	81 65	327	A	Weber St.	102 67								
174	H	Northern Ariz.	73 71	178	A	Idaho St.	74 55								
307	H	Sacramento St.	113 69	312	H	Eastern Wash.	79 47								
152	H	Montana	92 78	108	A	Idaho	62 56								

Non-Div I Games: Carroll (MT) 67 33 Mont. St.-Northern 93 34

Montana St.

Loss, Non-Conf, S Site, H Home A Away N Neutral

Average RPI Win:	286	WON-LOST	WINNING	LAST 10	STRENGTH OF	OPP. STRENGTH	TEAM	ADJ.	CONF.	ADJ CONF.
Average RPI Loss:	150	RECORD	PCT. RANK	GAMES	SCHEDULE	OF SCHEDULE	RPI	RPI	RPI	RPI
DIV. I ONLY	8- 20	296	2-8	200	238	285	285	20	20	
DIV. I NON-CONF.	2- 8	295	0	68	138	252	252	23	23	
TOTALS	RPI 1-25	RPI 26-50	W-L RECORDS	RPI 51-100	RPI 101-150	RPI 150+				
8- 20	0- 2	0- 2	OVERALL	0- 3	0- 2	8- 11				
5- 8	0- 0	0- 1	HOME	0- 2	0- 0	5- 5				
3- 12	0- 2	0- 1	AWAY	0- 1	0- 2	3- 6				
0- 0	0- 0	0- 0	NEUTRAL	0- 0	0- 0	0- 0				
2- 8	0- 2	0- 1	NON-CONFERENCE	0- 0	0- 2	2- 3				
2- 2	0- 0	0- 0	HOME	0- 0	0- 0	2- 2				
0- 6	0- 2	0- 1	AWAY	0- 0	0- 2	0- 1				
0- 0	0- 0	0- 0	NEUTRAL	0- 0	0- 0	0- 0				
6- 12	0- 0	0- 1	CONFERENCE	0- 3	0- 0	6- 8				
3- 6	0- 0	0- 1	HOME	0- 2	0- 0	3- 3				
3- 6	0- 0	0- 0	AWAY	0- 1	0- 0	3- 5				
0- 0	0- 0	0- 0	NEUTRAL	0- 0	0- 0	0- 0				

RPI 1-25				RPI 26-50				RPI 51-100				RPI 101+ Team's RPI: 285			
RPI	S	Opponent	Score	RPI	S	Opponent	Score	RPI	S	Opponent	Score	RPI	S	Opponent	Score
5	A	Baylor	47 94	39	A	Dayton	41 58	55	A	Belmont	62 71	103	A	Michigan St.	48 93
24	A	Kentucky	54 79	48	H	UT Martin	64 82	55	H	Belmont	56 63	135	A	Valparaiso	53 55
								87	H	Southeast Mo. St.	61 67	165	H	N.C. A&T	56 74
												169	H	Radford	73 62
												172	A	Austin Peay	65 70
												200	A	Eastern Ill.	62 67
												200	H	Eastern Ill.	51 57
												206	A	Tennessee Tech	75 82
												206	H	Tennessee Tech	55 75
												224	H	Stetson	55 58
												239	A	Murray St.	75 83
												248	A	Jacksonville St.	69 55
												248	H	Jacksonville St.	67 48
												253	A	Bowling Green	65 79
												278	H	Saint Francis (PA)	65 54
												292	A	Eastern Ky.	58 64
												292	H	Eastern Ky.	47 68
												334	A	Tennessee St.	84 47
												334	H	Tennessee St.	69 60
												338	A	SIUE	63 55
												338	H	SIUE	75 69
LAST 10 Division I															
292	A	Eastern Ky.	58 64	292	H	Eastern Ky.	47 68								
172	A	Austin Peay	65 70	200	A	Eastern Ill.	62 67								
334	H	Tennessee St.	69 60	338	A	SIUE	63 55								
55	H	Belmont	56 63	48	H	UT Martin	64 82								
239	A	Murray St.	75 83	87	H	Southeast Mo. St.	61 67								

Non-Div I Games: Asbury 107 55 Midway 107 55

Morehead St.

Average RPI Win:	282	WON-LOST	WINNING	LAST 10	STRENGTH OF	OPP. STRENGTH	TEAM	ADJ.	CONF.	ADJ CONF.
Average RPI Loss:	194	RECORD	PCT. RANK	GAMES	SCHEDULE	OF SCHEDULE	RPI	RPI	RPI	RPI
DIV. I ONLY	14- 13	158	8-2	343	299	232	232	29	29	
DIV. I NON-CONF.	2- 9	304	0	262	202	304	304	29	29	
TOTALS	RPI 1-25	RPI 26-50	W-L RECORDS	RPI 51-100	RPI 101-150	RPI 150+				
14- 13	0- 1	0- 1	OVERALL	0- 2	0- 1	14- 8				
8- 1	0- 0	0- 0	HOME	0- 0	0- 0	8- 1				
6- 10	0- 1	0- 1	AWAY	0- 1	0- 1	6- 6				
0- 2	0- 0	0- 0	NEUTRAL	0- 1	0- 0	0- 1				
2- 9	0- 1	0- 1	NON-CONFERENCE	0- 2	0- 0	2- 5				
1- 0	0- 0	0- 0	HOME	0- 0	0- 0	1- 0				
1- 7	0- 1	0- 1	AWAY	0- 1	0- 0	1- 4				
0- 2	0- 0	0- 0	NEUTRAL	0- 1	0- 0	0- 1				
12- 4	0- 0	0- 0	CONFERENCE	0- 0	0- 1	12- 3				
7- 1	0- 0	0- 0	HOME	0- 0	0- 0	7- 1				
5- 3	0- 0	0- 0	AWAY	0- 0	0- 1	5- 2				
0- 0	0- 0	0- 0	NEUTRAL	0- 0	0- 0	0- 0				

RPI 1-25				RPI 26-50				RPI 51-100				RPI 101+ Team's RPI: 232			
RPI	S	Opponent	Score	RPI	S	Opponent	Score	RPI	S	Opponent	Score	RPI	S	Opponent	Score
23	A	Marquette	48 70	34	A	Michigan	48 80	74	N	Stony Brook	56 63	112	A	Bethune-Cookman	65 74
								90	A	Nebraska	55 78	158	A	Norfolk St.	57 64
												158	H	Norfolk St.	73 55
												165	H	N.C. A&T	42 38
												184	N	Akron	45 52
												249	H	Texas St.	72 62
												251	A	Marshall	57 52
												262	A	Howard	68 52
												262	H	Howard	74 67
												277	A	Delaware St.	61 69
												277	H	Delaware St.	61 41
												295	H	N.C. Central	86 79
												297	A	UMBC	63 65
												310	A	Omaha	64 70
												317	A	Saint Peter's	77 78
												318	A	UMES	55 44
												318	H	UMES	61 71
												328	A	Hofstra	39 51
												335	A	Coppin St.	47 42
												335	H	Coppin St.	68 42
												339	A	Florida A&M	59 47
												350	A	South Carolina St.	60 47
												350	H	South Carolina St.	77 47
LAST 10 Division I															
				158	H	Norfolk St.	73 55					295	H	N.C. Central	86 79
				335	H	Coppin St.	68 42					318	H	UMES	61 71
				277	H	Delaware St.	61 41					262	A	Howard	68 52
				350	A	South Carolina St.	60 47					318	A	UMES	55 44
				158	A	Norfolk St.	57 64					335	A	Coppin St.	47 42

Non-Div I Games: Washington Adventist 84 52 Notre Dame (MD) 113 34

Morgan St.

Loss, Non-Conf, S Site, H Home A Away N Neutral

Mt. St. Mary's

Through Games Of March 9, 2020

Average RPI Win:	274	WON-LOST	WINNING	LAST 10	STRENGTH OF	OPP. STRENGTH	TEAM	ADJ.	CONF.	ADJ CONF.
Average RPI Loss:	159	RECORD	PCT. RANK	GAMES	SCHEDULE	OF SCHEDULE	RPI	RPI	RPI	RPI
DIV. I ONLY	19- 11	88	8-2	257	303	154	154	30	30	
DIV. I NON-CONF.	4- 7	225	0	119	93	176	176	30	30	
TOTALS	RPI 1-25	RPI 26-50	W-L RECORDS	RPI 51-100	RPI 101-150	RPI 150+				
19- 11	0- 2	0- 1	OVERALL	0- 0	2- 3	17- 5				
9- 4	0- 0	0- 0	HOME	0- 0	0- 2	9- 2				
9- 6	0- 2	0- 1	AWAY	0- 0	1- 0	8- 3				
1- 1	0- 0	0- 0	NEUTRAL	0- 0	1- 1	0- 0				
4- 7	0- 2	0- 1	NON-CONFERENCE	0- 0	1- 2	3- 2				
2- 1	0- 0	0- 0	HOME	0- 0	0- 1	2- 0				
1- 5	0- 2	0- 1	AWAY	0- 0	0- 0	1- 2				
1- 1	0- 0	0- 0	NEUTRAL	0- 0	1- 1	0- 0				
15- 4	0- 0	0- 0	CONFERENCE	0- 0	1- 1	14- 3				
7- 3	0- 0	0- 0	HOME	0- 0	0- 1	7- 2				
8- 1	0- 0	0- 0	AWAY	0- 0	1- 0	7- 1				
0- 0	0- 0	0- 0	NEUTRAL	0- 0	0- 0	0- 0				

RPI 1-25				RPI 26-50				RPI 51-100				RPI 101+ Team's RPI: 154			
RPI	S	Opponent	Score	RPI	S	Opponent	Score	RPI	S	Opponent	Score	RPI	S	Opponent	Score
14	A	Indiana	52 75	33	A	Old Dominion	34 85					107	H	Lehigh	65 66
24	A	Kentucky	44 67									115	A	Robert Morris	62 59
												115	H	Robert Morris	52 57
												127	N	Richmond	75 67
												138	N	Hampton	60 68
												169	A	Radford	75 58
												177	A	Merrimack	55 76
												177	H	Merrimack	62 53
												193	A	Towson	57 73
												278	A	Saint Francis (PA)	66 55
												278	H	Saint Francis (PA)	68 44
												279	H	Loyola Maryland	81 75
												283	A	Sacred Heart	67 58
												297	H	UMBC	71 61
												301	A	Wagner	67 52
												301	H	Wagner	78 63
												302	A	Fairleigh Dickinson	69 61
												302	H	Fairleigh Dickinson	63 66
												318	A	UMES	76 78
												319	A	St. Francis Brooklyn	67 62
												319	H	St. Francis Brooklyn	69 60
												323	A	Bryant	76 70
												323	H	Bryant	67 72
												333	A	LIU Brooklyn	77 57
												333	H	LIU Brooklyn	75 57
												333	H	LIU Brooklyn	80 47
LAST 10 Division I															
				333	H	LIU Brooklyn	80 47					115	A	Robert Morris	62 59
				302	H	Fairleigh Dickinson	63 66					301	A	Wagner	67 52
				115	H	Robert Morris	52 57					278	H	Saint Francis (PA)	68 44
				278	A	Saint Francis (PA)	66 55					333	A	LIU Brooklyn	77 57
				177	H	Merrimack	62 53					333	H	LIU Brooklyn	75 57
												333	H	LIU Brooklyn	80 47

Non-Div I Games: Frostburg St. 94 40

Mt. St. Mary's

Loss, Non-Conf, S Site, H Home A Away N Neutral

M
t
.
S
t
.
M
a
r
y
'
s

Mt. St. Mary's
RPI S Opponent Score

Through Games Of March 9, 2020

RPI	S	Opponent	Score
346	H	Central Conn. St.	72 64

M
t
.
S
t
.
M
a
r
y
'
s

Mt. St. Mary's

Average RPI Win: 277	WON-LOST	WINNING	LAST 10	STRENGTH OF	OPP. STRENGTH	TEAM	ADJ.	CONF.	ADJ CONF.
Average RPI Loss: 122	RECORD	PCT. RANK	GAMES	SCHEDULE	OF SCHEDULE	RPI	RPI	RPI	RPI
DIV. I ONLY	12- 16	219	4-6	258	190	239	239	20	20
DIV. I NON-CONF.	5- 4	140	0	314	80	183	183	23	23
TOTALS	RPI 1-25	RPI 26-50	W-L RECORDS	RPI 51-100	RPI 101-150	RPI 150+			
12- 16	0- 2	0- 3	OVERALL	1- 3	0- 1	11- 7			
8- 4	0- 0	0- 1	HOME	1- 1	0- 0	7- 2			
4- 11	0- 2	0- 1	AWAY	0- 2	0- 1	4- 5			
0- 1	0- 0	0- 1	NEUTRAL	0- 0	0- 0	0- 0			
5- 4	0- 2	0- 0	NON-CONFERENCE	0- 0	0- 1	5- 1			
2- 1	0- 0	0- 0	HOME	0- 0	0- 0	2- 1			
3- 3	0- 2	0- 0	AWAY	0- 0	0- 1	3- 0			
0- 0	0- 0	0- 0	NEUTRAL	0- 0	0- 0	0- 0			
7- 12	0- 0	0- 3	CONFERENCE	1- 3	0- 0	6- 6			
6- 3	0- 0	0- 1	HOME	1- 1	0- 0	5- 1			
1- 8	0- 0	0- 1	AWAY	0- 2	0- 0	1- 5			
0- 1	0- 0	0- 1	NEUTRAL	0- 0	0- 0	0- 0			

RPI 1-25				RPI 26-50				RPI 51-100				RPI 101+				Team's RPI: 239	
RPI	S	Opponent	Score	RPI	S	Opponent	Score	RPI	S	Opponent	Score	RPI	S	Opponent	Score		
7	A	Louisville	40 76	48	A	UT Martin	56 98	55	A	Belmont	53 70	110	A	Southern Ill.	66 76		
10	A	Mississippi St.	43 124	48	H	UT Martin	64 89	55	H	Belmont	56 86	151	H	Samford	56 84		
				48	N	UT Martin	33 88	87	A	Southeast Mo. St.	73 88	172	A	Austin Peay	61 69		
								87	H	Southeast Mo. St.	70 62	172	H	Austin Peay	60 88		
												200	A	Eastern Ill.	46 66		
												200	H	Eastern Ill.	92 87		
												206	A	Tennessee Tech	72 77		
												244	H	Arkansas St.	77 62		
												246	A	Lipscomb	67 57		
												248	A	Jacksonville St.	51 68		
												275	H	Indiana St.	70 62		
												285	H	Morehead St.	83 75		
												292	H	Eastern Ky.	66 65		
												330	A	Evansville	61 59		
												334	A	Tennessee St.	81 96		
												334	H	Tennessee St.	100 62		
												338	A	SIUE	70 61		
												338	H	SIUE	74 60		
												351	A	Mississippi Val.	72 66		
LAST 10 Division I																	
				48	N	UT Martin	33 88	285	H	Morehead St.	83 75						
				172	H	Austin Peay	60 88	172	A	Austin Peay	61 69						
				292	H	Eastern Ky.	66 65	334	A	Tennessee St.	81 96						
				338	A	SIUE	70 61	55	A	Belmont	53 70						
				200	A	Eastern Ill.	46 66	338	H	SIUE	74 60						

Non-Div I Games: Cumberland (TN) 93 60 Christian Bros. 95 59

Murray St.

Average RPI Win: 270		WON-LOST	WINNING	LAST 10	STRENGTH OF	OPP. STRENGTH	TEAM	ADJ.	CONF.	ADJ CONF.
Average RPI Loss: 159		RECORD	PCT. RANK	GAMES	SCHEDULE	OF SCHEDULE	RPI	RPI	RPI	RPI
DIV. I ONLY		17- 9	79	7-3	334	277	165	165	29	29
DIV. I NON-CONF.		6- 4	123	0	179	61	93	93	29	29
TOTALS		RPI 1-25	RPI 26-50	W-L RECORDS	RPI 51-100	RPI 101-150	RPI 150+			
17- 9	0- 1		0- 0	OVERALL	1- 1	1- 3	15- 4			
8- 2	0- 0		0- 0	HOME	0- 0	1- 1	7- 1			
8- 6	0- 1		0- 0	AWAY	1- 1	0- 1	7- 3			
1- 1	0- 0		0- 0	NEUTRAL	0- 0	0- 1	1- 0			
6- 4	0- 1		0- 0	NON-CONFERENCE	1- 1	1- 1	4- 1			
2- 0	0- 0		0- 0	HOME	0- 0	1- 0	1- 0			
3- 3	0- 1		0- 0	AWAY	1- 1	0- 0	2- 1			
1- 1	0- 0		0- 0	NEUTRAL	0- 0	0- 1	1- 0			
11- 5	0- 0		0- 0	CONFERENCE	0- 0	0- 2	11- 3			
6- 2	0- 0		0- 0	HOME	0- 0	0- 1	6- 1			
5- 3	0- 0		0- 0	AWAY	0- 0	0- 1	5- 2			
0- 0	0- 0		0- 0	NEUTRAL	0- 0	0- 0	0- 0			

RPI 1-25					
RPI	S	Opponent	Score		
16	A	NC State	44	80	
RPI 26-50					
RPI	S	Opponent	Score		
RPI 51-100					
RPI	S	Opponent	Score		
65	A	Georgia	54	72	
89	A	VCU	69	58	
RPI 101+					
RPI	S	Opponent	Score		
112	A	Bethune-Cookman	50	70	
112	H	Bethune-Cookman	58	69	
120	N	Miami (FL)	67	68	
142	H	UNC Greensboro	57	48	
158	H	Norfolk St.	53	39	
184	A	Akron	52	64	
221	A	Clemson	82	74	
232	A	Morgan St.	38	42	
244	N	Arkansas St.	55	50	
262	H	Howard	60	55	
277	A	Delaware St.	69	45	
277	H	Delaware St.	58	53	
285	A	Morehead St.	74	56	
288	H	ETSU	80	69	
295	A	N.C. Central	52	65	
295	H	N.C. Central	80	86	
318	A	UMES	67	31	
318	H	UMES	72	57	
335	A	Coppin St.	84	38	
339	A	Florida A&M	66	49	
339	H	Florida A&M	71	44	
350	A	South Carolina St.	63	47	
350	H	South Carolina St.	66	55	
EAST 10 Division I					
295	A	N.C. Central	52	65	
350	A	South Carolina St.	63	47	
318	H	UMES	72	57	
262	H	Howard	60	55	
295	H	N.C. Central	80	86	
339	A	Florida A&M	66	49	
112	A	Bethune-Cookman	50	70	
350	H	South Carolina St.	66	55	
158	H	Norfolk St.	53	39	
277	H	Delaware St.	58	53	

Non-Div I Games:	Saint Augustine's	75	44	Johnson & Wales (NC121	61
------------------	-------------------	----	----	------------------------	----

N.C. A&T

Loss, Non-Conf, S Site, H Home A Away N Neutral

N.C. Central

Through Games Of March 9, 2020

Average RPI Win:	281	WON-LOST	WINNING	LAST 10	STRENGTH OF	OPP. STRENGTH	TEAM	ADJ.	CONF.	ADJ CONF.
Average RPI Loss:	204	RECORD	PCT. RANK	GAMES	SCHEDULE	OF SCHEDULE	RPI	RPI	RPI	RPI
DIV. I ONLY	11- 16	230	7-3	341	315	295	295	29	29	
DIV. I NON-CONF.	2- 9	304	0	274	230	319	319	29	29	
TOTALS	RPI 1-25	RPI 26-50	W-L RECORDS	RPI 51-100	RPI 101-150	RPI 150+				
11- 16	0- 1	0- 0	OVERALL	0- 0	1- 4	10- 11				
6- 6	0- 0	0- 0	HOME	0- 0	1- 1	5- 5				
5- 9	0- 1	0- 0	AWAY	0- 0	0- 3	5- 5				
0- 1	0- 0	0- 0	NEUTRAL	0- 0	0- 0	0- 1				
2- 9	0- 1	0- 0	NON-CONFERENCE	0- 0	1- 2	1- 6				
1- 3	0- 0	0- 0	HOME	0- 0	1- 0	0- 3				
1- 5	0- 1	0- 0	AWAY	0- 0	0- 2	1- 2				
0- 1	0- 0	0- 0	NEUTRAL	0- 0	0- 0	0- 1				
9- 7	0- 0	0- 0	CONFERENCE	0- 0	0- 2	9- 5				
5- 3	0- 0	0- 0	HOME	0- 0	0- 1	5- 2				
4- 4	0- 0	0- 0	AWAY	0- 0	0- 1	4- 3				
0- 0	0- 0	0- 0	NEUTRAL	0- 0	0- 0	0- 0				

RPI 1-25				RPI 26-50				RPI 51-100				RPI 101+ Team's RPI: 295			
RPI	S	Opponent	Score	RPI	S	Opponent	Score	RPI	S	Opponent	Score	RPI	S	Opponent	Score
15	A	Iowa	50 102									112	A	Bethune-Cookman	52 73
												112	H	Bethune-Cookman	55 70
												124	A	California	69 90
												132	H	Campbell	67 64
												150	A	North Carolina	53 92
												158	H	Norfolk St.	75 83
												165	A	N.C. A&T	86 80
												165	H	N.C. A&T	65 52
												180	H	High Point	58 78
												219	N	Penn St.	68 92
												232	A	Morgan St.	79 86
												240	A	CSU Bakersfield	71 80
												259	A	Col. of Charleston	78 85
												262	H	Howard	89 71
												277	A	Delaware St.	54 64
												277	H	Delaware St.	60 64
												282	H	Winthrop	46 56
												308	H	FIU	58 59
												318	A	UMES	63 65
												318	H	UMES	78 70
												333	A	LIU Brooklyn	61 59
												335	A	Coppin St.	58 44
												339	A	Florida A&M	71 70
												339	H	Florida A&M	66 57
												350	A	South Carolina St.	55 49
												350	H	South Carolina St.	90 49
LAST 10 Division I															
165	H	N.C. A&T	65 52	165	A	N.C. A&T	86 80	232	A	Morgan St.	79 86	335	A	Coppin St.	58 44
112	H	Bethune-Cookman	55 70	335	A	Coppin St.	58 44	158	H	Norfolk St.	75 83	339	H	Florida A&M	66 57
350	A	South Carolina St.	55 49	350	H	South Carolina St.	90 49								
262	H	Howard	89 71												
318	H	UMES	78 70												

Non-Div I Games: Lincoln (PA) 53 68 Washington Adventis83 48

N.C. Central

Loss, Non-Conf, S Site, H Home A Away N Neutral

Average RPI Win:	128	WON-LOST	WINNING	LAST 10	STRENGTH OF	OPP. STRENGTH	TEAM	ADJ.	CONF.	ADJ CONF.
Average RPI Loss:	66	RECORD	PCT. RANK	GAMES	SCHEDULE	OF SCHEDULE	RPI	RPI	RPI	RPI
DIV. I ONLY	28- 4	10	7-3	60	49	16	16	5	5	
DIV. I NON-CONF.	11- 0	1	0	156	87	15	15	4	4	
TOTALS	RPI 1-25	RPI 26-50	W-L RECORDS	RPI 51-100	RPI 101-150	RPI 150+				
28- 4	1- 1	6- 1	OVERALL	6- 1	4- 1	11- 0				
13- 3	1- 1	2- 1	HOME	2- 1	2- 0	6- 0				
10- 1	0- 0	2- 0	AWAY	2- 0	2- 1	4- 0				
5- 0	0- 0	2- 0	NEUTRAL	2- 0	0- 0	1- 0				
11- 0	1- 0	1- 0	NON-CONFERENCE	0- 0	0- 0	9- 0				
7- 0	1- 0	0- 0	HOME	0- 0	0- 0	6- 0				
2- 0	0- 0	0- 0	AWAY	0- 0	0- 0	2- 0				
2- 0	0- 0	1- 0	NEUTRAL	0- 0	0- 0	1- 0				
17- 4	0- 1	5- 1	CONFERENCE	6- 1	4- 1	2- 0				
6- 3	0- 1	2- 1	HOME	2- 1	2- 0	0- 0				
8- 1	0- 0	2- 0	AWAY	2- 0	2- 1	2- 0				
3- 0	0- 0	1- 0	NEUTRAL	2- 0	0- 0	0- 0				

RPI	S	Opponent	Score	RPI	S	Opponent	Score	RPI	S	Opponent	Score	RPI	S	Opponent	Score
3	H	Maryland	66 59	26	A	Duke	63 60	61	A	Boston College	72 54	117	H	Wake Forest	59 45
7	H	Louisville	59 66	26	H	Duke	65 70	61	N	Boston College	82 75	120	A	Miami (FL)	50 48
				31	H	Florida St.	68 51	76	A	Virginia	75 64	123	A	Notre Dame	90 56
				31	N	Florida St.	71 66	76	H	Virginia	80 60	150	A	North Carolina	60 66
				41	A	Virginia Tech	71 59	79	H	Georgia Tech	61 65	150	H	North Carolina	76 68
				41	H	Virginia Tech	76 69	79	N	Georgia Tech	57 48	159	H	Maine	62 34
				43	N	Texas	84 73	98	H	Syracuse	69 60	165	H	N.C. A&T	80 44
												171	H	Elon	62 49
												202	A	Saint Mary's (CA)	87 70
												207	H	Chattanooga	74 38
												210	A	Hawaii	68 59
												221	A	Clemson	79 60
												235	N	North Texas	76 65
												266	H	Lamar University	81 40
												272	H	UNCW	80 40
												286	A	Pittsburgh	88 44
LAST 10 Division I															
				31	N	Florida St.	71 66	26	H	Duke	65 70				
				61	N	Boston College	82 75	120	A	Miami (FL)	50 48				
				79	N	Georgia Tech	57 48	79	H	Georgia Tech	61 65				
				76	A	Virginia	75 64	7	H	Louisville	59 66				
				98	H	Syracuse	69 60	41	A	Virginia Tech	71 59				

Non-Div I Games:

NC State

■ Loss,
 ■ Non-Conf,
 ■ S Site,
 ■ H Home
 ■ A Away
 N Neutral

NJIT				STRENGTH OF SCHEDULE	OPP. STRENGTH OF SCHEDULE	TEAM RPI	ADJ. RPI	CONF. RPI	ADJ CONF. RPI
Average RPI Win:	277	WON-LOST RECORD	WINNING PCT. RANK						
Average RPI Loss:	172		LAST 10 GAMES						
DIV. I ONLY	4- 25	330	1-9	239	209	331	331	15	15
DIV. I NON-CONF.	3- 10	282	0	297	326	325	325	14	14

TOTALS	RPI 1-25	RPI 26-50	W-L RECORDS	RPI 51-100	RPI 101-150	RPI 150+			
4- 25	0- 0	0- 2	OVERALL	0- 4	1- 5	3- 14			
3- 10	0- 0	0- 1	HOME	0- 2	1- 2	2- 5			
1- 15	0- 0	0- 1	AWAY	0- 2	0- 3	1- 9			
0- 0	0- 0	0- 0	NEUTRAL	0- 0	0- 0	0- 0			
3- 10	0- 0	0- 0	NON-CONFERENCE	0- 2	0- 2	3- 6			
2- 3	0- 0	0- 0	HOME	0- 1	0- 1	2- 1			
1- 7	0- 0	0- 0	AWAY	0- 1	0- 1	1- 5			
0- 0	0- 0	0- 0	NEUTRAL	0- 0	0- 0	0- 0			
1- 15	0- 0	0- 2	CONFERENCE	0- 2	1- 3	0- 8			
1- 7	0- 0	0- 1	HOME	0- 1	1- 1	0- 4			
0- 8	0- 0	0- 1	AWAY	0- 1	0- 2	0- 4			
0- 0	0- 0	0- 0	NEUTRAL	0- 0	0- 0	0- 0			

RPI 1-25				RPI 26-50				RPI 51-100				RPI 101+				Team's RPI: 331	
RPI	S	Opponent	Score	RPI	S	Opponent	Score	RPI	S	Opponent	Score	RPI	S	Opponent	Score		
				36	A	FGCU	39 82	56	H	Penn	51 85	119	A	Columbia	43 99		
				36	H	FGCU	39 68	94	A	Colorado	57 80	125	H	Colgate	52 79		
								100	A	Liberty	48 66	126	A	North Florida	48 71		
								100	H	Liberty	53 67	126	H	North Florida	60 56		
												137	A	North Ala.	45 90		
												137	H	North Ala.	55 57		
												155	A	Binghamton	40 75		
												161	A	Jacksonville	67 88		
												161	H	Jacksonville	54 66		
												192	A	Cornell	44 68		
												222	A	Kennesaw St.	62 85		
												222	H	Kennesaw St.	64 77		
												224	A	Stetson	49 72		
												224	H	Stetson	49 68		
												246	A	Lipscomb	66 68		
												246	H	Lipscomb	57 65		
												270	A	Air Force	48 68		
												301	A	Wagner	59 61		
												302	H	Fairleigh Dickinson	59 68		
												306	A	Vermont	59 65		
												317	H	Saint Peter's	76 73		
												319	H	St. Francis Brooklyn	88 69		
												345	A	Hartford	61 52		

LAST 10 Division I																	
				137	A	North Ala.	45 90	100	A	Liberty	48 66						
				222	A	Kennesaw St.	62 85	126	H	North Florida	60 56						
				224	H	Stetson	49 68	161	H	Jacksonville	54 66						
				36	H	FGCU	39 68	137	H	North Ala.	55 57						
				246	A	Lipscomb	66 68	224	A	Stetson	49 72						

Non-Div I Games:

NJIT

■ Loss,
 ■ Non-Conf,
 ■ S Site,
 ■ H Home
 ■ A Away
 N Neutral

Navy

Through Games Of March 9, 2020

Average RPI Win: 217	WON-LOST	WINNING	LAST 10	STRENGTH OF	OPP. STRENGTH	TEAM	ADJ.	CONF.	ADJ CONF.
Average RPI Loss: 175	RECORD	PCT. RANK	GAMES	SCHEDULE	OF SCHEDULE	RPI	RPI	RPI	RPI
DIV. I ONLY	6- 23	318	0-10	245	176	320	320	16	16
DIV. I NON-CONF.	4- 6	212	0	322	250	290	290	15	15
TOTALS	RPI 1-25	RPI 26-50	W-L RECORDS	RPI 51-100	RPI 101-150	RPI 150+			
6- 23	0- 0	0- 2	OVERALL	0- 0	1- 8	5- 13			
5- 8	0- 0	0- 1	HOME	0- 0	1- 3	4- 4			
1- 15	0- 0	0- 1	AWAY	0- 0	0- 5	1- 9			
0- 0	0- 0	0- 0	NEUTRAL	0- 0	0- 0	0- 0			
4- 6	0- 0	0- 0	NON-CONFERENCE	0- 0	0- 1	4- 5			
3- 1	0- 0	0- 0	HOME	0- 0	0- 0	3- 1			
1- 5	0- 0	0- 0	AWAY	0- 0	0- 1	1- 4			
0- 0	0- 0	0- 0	NEUTRAL	0- 0	0- 0	0- 0			
2- 17	0- 0	0- 2	CONFERENCE	0- 0	1- 7	1- 8			
2- 7	0- 0	0- 1	HOME	0- 0	1- 3	1- 3			
0- 10	0- 0	0- 1	AWAY	0- 0	0- 4	0- 5			
0- 0	0- 0	0- 0	NEUTRAL	0- 0	0- 0	0- 0			

RPI S	Opponent	Score	RPI S	Opponent	Score	RPI S	Opponent	Score	RPI S	Opponent	Score
49	A Bucknell	65 75	49	H Bucknell	34 61						
LAST 10 Division I											
203	A American	53 63	203	H American	40 48	203	A American	42 57	129	A Boston U.	56 71
203	A American	42 57	49	A Bucknell	65 75	203	H American	40 48	268	H Army West Point	57 45
168	H Lafayette	59 62	125	H Colgate	53 65	270	H Air Force	67 59	279	A Loyola Maryland	54 64
279	A Loyola Maryland	54 64	279	H Loyola Maryland	44 50	279	H Loyola Maryland	44 50			
268	A Army West Point	52 62									

Non-Div I Games: Stevenson 70 36 Navy

RPI	S	Opponent	Score
306	A	Vermont	56 64

N
a
v
y

N
a
v
y

Navy

Nebraska

Through Games Of March 9, 2020

Average RPI Win:	167	WON-LOST	WINNING	LAST 10	STRENGTH OF	OPP. STRENGTH	TEAM	ADJ.	CONF.	ADJ CONF.
Average RPI Loss:	36	RECORD	PCT. RANK	GAMES	SCHEDULE	OF SCHEDULE	RPI	RPI	RPI	RPI
DIV. I ONLY	17- 13	136	2-8	54	28	90	90	2	2	
DIV. I NON-CONF.	10- 1	20	0	212	228	61	61	2	2	
TOTALS	RPI 1-25	RPI 26-50	W-L RECORDS	RPI 51-100	RPI 101-150	RPI 150+				
17- 13	1- 7	2- 3	OVERALL	2- 2	2- 1	10- 0				
13- 4	1- 2	2- 1	HOME	1- 1	1- 0	8- 0				
2- 8	0- 5	0- 1	AWAY	0- 1	1- 1	1- 0				
2- 1	0- 0	0- 1	NEUTRAL	1- 0	0- 0	1- 0				
10- 1	0- 0	1- 0	NON-CONFERENCE	1- 1	0- 0	8- 0				
7- 1	0- 0	1- 0	HOME	0- 1	0- 0	6- 0				
1- 0	0- 0	0- 0	AWAY	0- 0	0- 0	1- 0				
2- 0	0- 0	0- 0	NEUTRAL	1- 0	0- 0	1- 0				
7- 12	1- 7	1- 3	CONFERENCE	1- 1	2- 1	2- 0				
6- 3	1- 2	1- 1	HOME	1- 0	1- 0	2- 0				
1- 8	0- 5	0- 1	AWAY	0- 1	1- 1	0- 0				
0- 1	0- 0	0- 1	NEUTRAL	0- 0	0- 0	0- 0				

RPI	S	Opponent	Score	RPI	S	Opponent	Score	RPI	S	Opponent	Score	RPI	S	Opponent	Score
3	A	Maryland	69 87	26	H	Duke	83 79	51	H	Creighton	74 79	103	A	Michigan St.	70 78
11	A	Northwestern	56 60	34	H	Michigan	74 71	81	N	Southern California	67 54	148	A	Wisconsin	72 71
14	A	Indiana	53 81	34	N	Michigan	75 81	92	A	Minnesota	61 67	148	H	Wisconsin	65 50
14	H	Indiana	53 57	46	H	Purdue	68 76	92	H	Minnesota	72 58	175	A	Missouri	90 85
15	A	Iowa	60 76	47	A	Rutgers	65 69					188	H	Manhattan	71 51
15	H	Iowa	78 69									198	H	Oral Roberts	77 67
17	A	Ohio St.	52 65									204	H	Illinois	80 58
17	H	Ohio St.	74 80									219	H	Penn St.	75 58
												231	H	Southern U.	73 39
												232	H	Morgan St.	78 55
												234	H	Alabama A&M	68 46
												283	N	Sacred Heart	72 49
												338	H	SIUE	63 49
LAST 10 Division I															
34	N	Michigan	75 81	219	H	Penn St.	75 58								
14	A	Indiana	53 81	14	H	Indiana	53 57								
204	H	Illinois	80 58	15	A	Iowa	60 76								
17	A	Ohio St.	52 65	17	H	Ohio St.	74 80								
11	A	Northwestern	56 60	92	A	Minnesota	61 67								

Non-Div I Games:

Nebraska

■ Loss,
 ■ Non-Conf, S Site,
 ■ Home
 ■ Away
 N Neutral

Average RPI Win: 262	WON-LOST	WINNING	LAST 10	STRENGTH OF	OPP. STRENGTH	TEAM	ADJ.	CONF.	ADJ CONF.
Average RPI Loss: 155	RECORD	PCT. RANK	GAMES	SCHEDULE	OF SCHEDULE	RPI	RPI	RPI	RPI
DIV. I ONLY	14- 16	190	5-5	249	220	233	233	17	17
DIV. I NON-CONF.	6- 4	123	0	318	268	217	217	20	20
TOTALS	RPI 1-25	RPI 26-50	W-L RECORDS	RPI 51-100	RPI 101-150	RPI 150+			
14- 16	0- 0	0- 0	OVERALL	0- 6	1- 2	13- 8			
9- 5	0- 0	0- 0	HOME	0- 2	0- 1	9- 2			
3- 10	0- 0	0- 0	AWAY	0- 3	1- 1	2- 6			
2- 1	0- 0	0- 0	NEUTRAL	0- 1	0- 0	2- 0			
6- 4	0- 0	0- 0	NON-CONFERENCE	0- 2	0- 1	6- 1			
4- 1	0- 0	0- 0	HOME	0- 1	0- 0	4- 0			
1- 3	0- 0	0- 0	AWAY	0- 1	0- 1	1- 1			
1- 0	0- 0	0- 0	NEUTRAL	0- 0	0- 0	1- 0			
8- 12	0- 0	0- 0	CONFERENCE	0- 4	1- 1	7- 7			
5- 4	0- 0	0- 0	HOME	0- 1	0- 1	5- 2			
2- 7	0- 0	0- 0	AWAY	0- 2	1- 0	1- 5			
1- 1	0- 0	0- 0	NEUTRAL	0- 1	0- 0	1- 0			

RPI S	Opponent	Score	RPI S	Opponent	Score	RPI S	Opponent	Score	RPI S	Opponent	Score	Team's RPI: 233
						67	A Fresno St.	58 69	106	A Utah	62 68	
						67	N Fresno St.	71 75	145	A San Jose St.	80 76	
						80	A Boise St.	40 54	145	H San Jose St.	70 72	
						80	H Boise St.	72 83	163	A Wyoming	59 83	
						81	A Southern California	47 50	163	H Wyoming	79 84	
						82	H SFA	65 80	197	A Portland St.	75 80	
									202	H Saint Mary's (CA)	78 72	
									218	A UNLV	64 66	
									218	H UNLV	62 59	
									230	A New Mexico	67 87	
									230	H New Mexico	86 78	
									230	N New Mexico	74 64	
									243	A San Diego St.	68 81	
									243	H San Diego St.	70 69	
									270	A Air Force	71 67	
									270	H Air Force	61 68	
									280	H Utah St.	69 60	
									290	A Utah Valley	60 57	
									291	A Colorado St.	70 75	
									291	H Colorado St.	74 63	
									300	N UTRGV	62 57	
									307	H Sacramento St.	83 72	
									309	H Cal Poly	71 40	
									349	H Chicago St.	80 60	
LAST 10 Division I												
						67	N Fresno St.	71 75	230	H New Mexico	86 78	
						230	N New Mexico	74 64	218	H UNLV	62 59	
						243	A San Diego St.	68 81	145	A San Jose St.	80 76	
						163	H Wyoming	79 84	270	A Air Force	71 67	
						67	A Fresno St.	58 69	80	H Boise St.	72 83	

Non-Div I Games: Stanislaus St. 80 62

Nevada

■ Loss,
 ■ Non-Conf, S Site,
 ■ Home
 ■ Away
 N Neutral

New Hampshire

Through Games Of March 9, 2020

Average RPI Win:	321	WON-LOST	WINNING	LAST 10	STRENGTH OF	OPP. STRENGTH	TEAM	ADJ.	CONF.	ADJ CONF.
Average RPI Loss:	152	RECORD	PCT. RANK	GAMES	SCHEDULE	OF SCHEDULE	RPI	RPI	RPI	RPI
DIV. I ONLY	9- 19	278	4-6	185	305	265	265	26	26	
DIV. I NON-CONF.	2- 9	304	0	127	253	272	272	27	27	
TOTALS	RPI 1-25	RPI 26-50	W-L RECORDS	RPI 51-100	RPI 101-150	RPI 150+				
9- 19	0- 2	0- 0	OVERALL	0- 2	0- 3	9- 12				
4- 8	0- 0	0- 0	HOME	0- 1	0- 1	4- 6				
5- 11	0- 2	0- 0	AWAY	0- 1	0- 2	5- 6				
0- 0	0- 0	0- 0	NEUTRAL	0- 0	0- 0	0- 0				
2- 9	0- 2	0- 0	NON-CONFERENCE	0- 0	0- 3	2- 4				
1- 3	0- 0	0- 0	HOME	0- 0	0- 1	1- 2				
1- 6	0- 2	0- 0	AWAY	0- 0	0- 2	1- 2				
0- 0	0- 0	0- 0	NEUTRAL	0- 0	0- 0	0- 0				
7- 10	0- 0	0- 0	CONFERENCE	0- 2	0- 0	7- 8				
3- 5	0- 0	0- 0	HOME	0- 1	0- 0	3- 4				
4- 5	0- 0	0- 0	AWAY	0- 1	0- 0	4- 4				
0- 0	0- 0	0- 0	NEUTRAL	0- 0	0- 0	0- 0				

RPI	S	Opponent	Score	RPI	S	Opponent	Score	RPI	S	Opponent	Score	RPI	S	Opponent	Score	Team's RPI: 265
5	A	Baylor	29 97					74	A	Stony Brook	50 52	122	A	Holy Cross	61 82	
9	A	Princeton	37 77					74	H	Stony Brook	44 53	129	H	Boston U.	64 78	
												149	A	Massachusetts	65 67	
												155	A	Binghamton	64 66	
												155	A	Binghamton	42 51	
												155	H	Binghamton	53 63	
												159	A	Maine	50 67	
												159	H	Maine	62 71	
												164	A	Dartmouth	47 66	
												177	A	Merrimack	54 64	
												212	A	UMass Lowell	53 58	
												212	H	UMass Lowell	53 66	
												223	H	Brown	68 76	
												257	H	North Dakota St.	61 67	
												297	A	UMBC	72 63	
												297	H	UMBC	56 51	
												306	A	Vermont	59 51	
												306	H	Vermont	42 44	
												314	A	Albany (NY)	48 47	
												314	H	Albany (NY)	56 53	
												323	A	Bryant	68 56	
												345	A	Hartford	64 55	
												345	H	Hartford	72 71	
												346	H	Central Conn. St.	70 59	
LAST 10 Division I																
155	A	Binghamton	42 51	297	H	UMBC	56 51	306	H	Vermont	42 44	74	A	Stony Brook	50 52	
155	A	Binghamton	64 66	306	H	Vermont	42 44	212	H	UMass Lowell	53 66	306	A	Vermont	59 51	
159	H	Maine	62 71	74	A	Stony Brook	50 52									
314	H	Albany (NY)	56 53													
345	A	Hartford	64 55													

Non-Div I Games: Wheaton (MA) 89 44

New Hampshire

Loss, Non-Conf, S Site, H Home A Away N Neutral

New Mexico

Through Games Of March 9, 2020

Average RPI Win:	240	WON-LOST	WINNING	LAST 10	STRENGTH OF	OPP. STRENGTH	TEAM	ADJ.	CONF.	ADJ CONF.
Average RPI Loss:	156	RECORD	PCT. RANK	GAMES	SCHEDULE	OF SCHEDULE	RPI	RPI	RPI	RPI
DIV. I ONLY	14- 17	198	3-7	223	188	230	230	17	17	
DIV. I NON-CONF.	8- 4	90	0	272	171	173	173	20	20	
TOTALS	RPI 1-25	RPI 26-50	W-L RECORDS	RPI 51-100	RPI 101-150	RPI 150+				
14- 17	0- 0	0- 1	OVERALL	0- 6	0- 2	14- 8				
7- 9	0- 0	0- 0	HOME	0- 3	0- 1	7- 5				
6- 6	0- 0	0- 1	AWAY	0- 2	0- 1	6- 2				
1- 2	0- 0	0- 0	NEUTRAL	0- 1	0- 0	1- 1				
8- 4	0- 0	0- 1	NON-CONFERENCE	0- 2	0- 0	8- 1				
5- 2	0- 0	0- 0	HOME	0- 1	0- 0	5- 1				
2- 1	0- 0	0- 1	AWAY	0- 0	0- 0	2- 0				
1- 1	0- 0	0- 0	NEUTRAL	0- 1	0- 0	1- 0				
6- 13	0- 0	0- 0	CONFERENCE	0- 4	0- 2	6- 7				
2- 7	0- 0	0- 0	HOME	0- 2	0- 1	2- 4				
4- 5	0- 0	0- 0	AWAY	0- 2	0- 1	4- 2				
0- 1	0- 0	0- 0	NEUTRAL	0- 0	0- 0	0- 1				

RPI S	Opponent	Score	RPI S	Opponent	Score	RPI S	Opponent	Score	RPI S	Opponent	Score	Team's RPI: 230
			42 A	Arizona St.	47 84	57 H	Ball St.	57 70	145 A	San Jose St.	85 89	
						67 A	Fresno St.	81 84	145 H	San Jose St.	80 81	
						67 H	Fresno St.	78 84	163 A	Wyoming	74 71	
						70 N	West Virginia	60 73	163 H	Wyoming	66 73	
						80 A	Boise St.	82 83	174 H	Northern Ariz.	83 76	
						80 H	Boise St.	76 95	175 N	Missouri	71 68	
									187 H	Providence	86 68	
									215 H	Houston	81 71	
									218 A	UNLV	80 64	
									218 H	UNLV	51 68	
									220 A	UTEP	93 78	
									233 A	Nevada	78 86	
									233 H	Nevada	87 67	
									233 N	Nevada	64 74	
									243 A	San Diego St.	74 75	
									243 H	San Diego St.	58 67	
									270 A	Air Force	75 53	
									270 H	Air Force	66 79	
									280 A	Utah St.	54 52	
									291 H	Colorado St.	73 62	
									296 H	LMU (CA)	72 73	
									311 H	UC Riverside	80 70	
									313 A	New Mexico St.	86 67	
									313 H	New Mexico St.	107 53	
LAST 10 Division I												
			233 N	Nevada	64 74	218 A	UNLV	80 64				
			280 A	Utah St.	54 52	243 H	San Diego St.	58 67				
			270 H	Air Force	66 79	163 A	Wyoming	74 71				
			80 H	Boise St.	76 95	67 H	Fresno St.	78 84				
			233 A	Nevada	78 86	243 A	San Diego St.	74 75				

Non-Div I Games: Northern N.M. 92 44

New Mexico

■ Loss,
 ■ Non-Conf, S Site,
 ■ Home
 ■ Away
 N Neutral

New Mexico St.

Through Games Of March 9, 2020

Average RPI Win:	293	WON-LOST	WINNING	LAST 10	STRENGTH OF	OPP. STRENGTH	TEAM	ADJ.	CONF.	ADJ CONF.
Average RPI Loss:	225	RECORD	PCT. RANK	GAMES	SCHEDULE	OF SCHEDULE	RPI	RPI	RPI	RPI
DIV. I ONLY	10- 18	265	4-6	327	335	313	313	31	31	
DIV. I NON-CONF.	2- 10	313	0	264	302	326	326	32	32	
TOTALS	RPI 1-25	RPI 26-50	W-L RECORDS	RPI 51-100	RPI 101-150	RPI 150+				
10- 18	0- 0	0- 1	OVERALL	0- 1	0- 1	10- 15				
7- 7	0- 0	0- 1	HOME	0- 0	0- 0	7- 6				
3- 9	0- 0	0- 0	AWAY	0- 1	0- 0	3- 8				
0- 2	0- 0	0- 0	NEUTRAL	0- 0	0- 1	0- 1				
2- 10	0- 0	0- 1	NON-CONFERENCE	0- 1	0- 1	2- 7				
1- 5	0- 0	0- 1	HOME	0- 0	0- 0	1- 4				
1- 3	0- 0	0- 0	AWAY	0- 1	0- 0	1- 2				
0- 2	0- 0	0- 0	NEUTRAL	0- 0	0- 1	0- 1				
8- 8	0- 0	0- 0	CONFERENCE	0- 0	0- 0	8- 8				
6- 2	0- 0	0- 0	HOME	0- 0	0- 0	6- 2				
2- 6	0- 0	0- 0	AWAY	0- 0	0- 0	2- 6				
0- 0	0- 0	0- 0	NEUTRAL	0- 0	0- 0	0- 0				

RPI S	Opponent	Score	RPI S	Opponent	Score	RPI S	Opponent	Score	RPI S	Opponent	Score	Team's RPI: 313
			42 H	Arizona St.	47 70	84 A	Abilene Christian	54 67	144 N	Western Mich.	76 79	
									181 H	Pepperdine	69 72	
									199 A	UMKC	52 56	
									199 H	UMKC	50 55	
									220 A	UTEP	45 65	
									220 H	UTEP	57 63	
									230 A	New Mexico	53 107	
									230 H	New Mexico	67 86	
									240 A	CSU Bakersfield	59 60	
									240 H	CSU Bakersfield	67 62	
									241 A	Denver	78 75	
									247 A	Grand Canyon	49 60	
									247 H	Grand Canyon	69 58	
									284 A	California Baptist	70 82	
									284 H	California Baptist	57 56	
									290 A	Utah Valley	65 58	
									290 H	Utah Valley	54 58	
									300 A	UTRGV	63 74	
									300 H	UTRGV	76 75	
									305 A	Seattle U	57 67	
									305 H	Seattle U	83 65	
									311 H	UC Riverside	58 60	
									316 N	Georgia St.	51 59	
									327 H	Weber St.	77 47	
									349 A	Chicago St.	73 60	
									349 H	Chicago St.	80 56	
LAST 10 Division I												
			284 A	California Baptist	70 82		305 A	Seattle U	57 67			
			240 H	CSU Bakersfield	67 62		199 H	UMKC	50 55			
			247 H	Grand Canyon	69 58		349 H	Chicago St.	80 56			
			300 A	UTRGV	63 74		247 A	Grand Canyon	49 60			
			290 A	Utah Valley	65 58		240 A	CSU Bakersfield	59 60			

Non-Div I Games: Western N.M. 75 56

New Mexico St.

Loss, Non-Conf, S Site, H Home A Away N Neutral

NEW ORLEANS				THROUGH GAMES OF MARCH 9, 1910						
Average RPI Win:	271	WON-LOST	WINNING	LAST 10	STRENGTH OF	OPP. STRENGTH	TEAM	ADJ.	CONF.	ADJ CONF.
Average RPI Loss:	127	RECORD	PCT. RANK	GAMES	SCHEDULE	OF SCHEDULE	RPI	RPI	RPI	RPI
DIV. I ONLY	15- 12	138	6-4	240	254	170	170	23	23	
DIV. I NON-CONF.	2- 5	259	0	132	84	209	209	24	24	
TOTALS	RPI 1-25	RPI 26-50	W-L RECORDS	RPI 51-100	RPI 101-150	RPI 150+				
15- 12	0- 0	0- 3	OVERALL	1- 4	0- 1	14- 4				
9- 3	0- 0	0- 0	HOME	1- 1	0- 1	8- 1				
6- 9	0- 0	0- 3	AWAY	0- 3	0- 0	6- 3				
0- 0	0- 0	0- 0	NEUTRAL	0- 0	0- 0	0- 0				
2- 5	0- 0	0- 3	NON-CONFERENCE	0- 0	0- 0	2- 2				
1- 1	0- 0	0- 0	HOME	0- 0	0- 0	1- 1				
1- 4	0- 0	0- 3	AWAY	0- 0	0- 0	1- 1				
0- 0	0- 0	0- 0	NEUTRAL	0- 0	0- 0	0- 0				
13- 7	0- 0	0- 0	CONFERENCE	1- 4	0- 1	12- 2				
8- 2	0- 0	0- 0	HOME	1- 1	0- 1	7- 0				
5- 5	0- 0	0- 0	AWAY	0- 3	0- 0	5- 2				
0- 0	0- 0	0- 0	NEUTRAL	0- 0	0- 0	0- 0				

RPI 1-25				RPI 26-50				RPI 51-100				RPI 101+ Team's RPI: 170			
RPI	S	Opponent	Score	RPI	S	Opponent	Score	RPI	S	Opponent	Score	RPI	S	Opponent	Score
				29	A	Arkansas	52 82	78	A	A&M-Corpus Christi	40 43	147	H	Sam Houston St.	46 78
				35	A	LSU	49 83	78	H	A&M-Corpus Christi	53 83	189	H	Louisiana	60 65
				40	A	Iowa St.	53 71	82	A	SFA	47 59	216	H	North Dakota	79 73
								82	H	SFA	53 50	237	A	Central Ark.	49 37
								84	A	Abilene Christian	62 76	237	H	Central Ark.	85 73
												249	A	Texas St.	49 51
												252	A	Southeastern La.	57 73
												252	H	Southeastern La.	58 47
												255	A	Nicholls St.	68 70
												255	H	Nicholls St.	77 65
												266	A	Lamar University	62 57
												267	A	Incarnate Word	67 55
												267	H	Incarnate Word	61 57
												299	A	Ole Miss	69 64
												315	H	Houston Baptist	88 84
												336	A	Northwestern St.	77 63
												336	H	Northwestern St.	82 76
												347	A	McNeese	85 59
												347	H	McNeese	78 59
LAST 10 Division I															
				252	H	Southeastern La.	58 47	267	H	Incarnate Word	61 57				
				336	H	Northwestern St.	82 76	237	H	Central Ark.	85 73				
				255	A	Nicholls St.	68 70	82	A	SFA	47 59				
				78	A	A&M-Corpus Christi	40 43	315	H	Houston Baptist	88 84				
				347	A	McNeese	85 59	252	A	Southeastern La.	57 73				

Non-Div I Games:	Pensacola Christian	91	31	Tougaloo	91	69
------------------	---------------------	----	----	----------	----	----

New Orleans

Loss, Non-Conf, S Site, H Home A Away N Neutral

Niagara

Through Games Of March 9, 2020

Average RPI Win: 301	WON-LOST	WINNING	LAST 10	STRENGTH OF	OPP. STRENGTH	TEAM	ADJ.	CONF.	ADJ CONF.
Average RPI Loss: 178	RECORD	PCT. RANK	GAMES	SCHEDULE	OF SCHEDULE	RPI	RPI	RPI	RPI
DIV. I ONLY	9- 20	281	2-8	255	291	292	292	24	24
DIV. I NON-CONF.	2- 7	288	0	240	311	294	294	25	25
TOTALS	RPI 1-25	RPI 26-50	W-L RECORDS	RPI 51-100	RPI 101-150	RPI 150+			
9- 20	0- 0	0- 1	OVERALL	0- 4	0- 2	9- 13			
5- 7	0- 0	0- 0	HOME	0- 2	0- 1	5- 4			
4- 13	0- 0	0- 1	AWAY	0- 2	0- 1	4- 9			
0- 0	0- 0	0- 0	NEUTRAL	0- 0	0- 0	0- 0			
2- 7	0- 0	0- 1	NON-CONFERENCE	0- 0	0- 2	2- 4			
1- 1	0- 0	0- 0	HOME	0- 0	0- 1	1- 0			
1- 6	0- 0	0- 1	AWAY	0- 0	0- 1	1- 4			
0- 0	0- 0	0- 0	NEUTRAL	0- 0	0- 0	0- 0			
7- 13	0- 0	0- 0	CONFERENCE	0- 4	0- 0	7- 9			
4- 6	0- 0	0- 0	HOME	0- 2	0- 0	4- 4			
3- 7	0- 0	0- 0	AWAY	0- 2	0- 0	3- 5			
0- 0	0- 0	0- 0	NEUTRAL	0- 0	0- 0	0- 0			

RPI S	Opponent	Score	RPI S	Opponent	Score	RPI S	Opponent	Score	RPI S	Opponent	Score	Team's RPI: 292
			47 Rutgers		37 87	52 Marist		57 82	114 Buffalo		67 81	
						52 Marist		67 94	125 Colgate		72 85	
						95 Rider		75 79	155 Binghamton		55 74	
						95 Rider		55 71	183 Quinnipiac		61 71	
									183 Quinnipiac		76 82	
									188 Manhattan		65 68	
									188 Manhattan		61 75	
									192 Cornell		59 82	
									227 Fairfield		49 71	
									227 Fairfield		65 77	
									254 Iona		63 57	
									254 Iona		58 70	
									262 Howard		42 91	
									276 Siena		54 59	
									276 Siena		68 61	
									287 Oakland		77 63	
									294 Monmouth		73 70	
									294 Monmouth		62 61	
									298 St. Bonaventure		67 71	
									317 Saint Peter's		68 64	
									317 Saint Peter's		97 89	
									335 Coppin St.		82 67	
									337 Canisius		56 78	
									337 Canisius		81 62	
LAST 10 Division I												
			227 Fairfield		49 71	183 Quinnipiac		61 71				
			183 Quinnipiac		76 82	317 Saint Peter's		68 64				
			337 Canisius		56 78	254 Iona		58 70				
			188 Manhattan		61 75	227 Fairfield		65 77				
			294 Monmouth		62 61	52 Marist		57 82				

Non-Div I Games:

Niagara

Loss,
 Non-Conf,
 S Site,
 H Home
 A Away
 N Neutral

Average RPI Win:	290	WON-LOST	WINNING	LAST 10	STRENGTH OF	OPP. STRENGTH	TEAM	ADJ.	CONF.	ADJ CONF.
Average RPI Loss:	139	RECORD	PCT. RANK	GAMES	SCHEDULE	OF SCHEDULE	RPI	RPI	RPI	RPI
DIV. I ONLY	11- 16	230	8-2	276	231	255	255	23	23	
DIV. I NON-CONF.	1- 6	318	0	62	31	249	249	24	24	
TOTALS	RPI 1-25	RPI 26-50	W-L RECORDS	RPI 51-100	RPI 101-150	RPI 150+				
11- 16	0- 2	0- 1	OVERALL	0- 4	0- 3	11- 6				
6- 5	0- 0	0- 0	HOME	0- 2	0- 1	6- 2				
5- 10	0- 2	0- 1	AWAY	0- 2	0- 1	5- 4				
0- 1	0- 0	0- 0	NEUTRAL	0- 0	0- 1	0- 0				
1- 6	0- 2	0- 1	NON-CONFERENCE	0- 1	0- 1	1- 1				
1- 0	0- 0	0- 0	HOME	0- 0	0- 0	1- 0				
0- 5	0- 2	0- 1	AWAY	0- 1	0- 0	0- 1				
0- 1	0- 0	0- 0	NEUTRAL	0- 0	0- 1	0- 0				
10- 10	0- 0	0- 0	CONFERENCE	0- 3	0- 2	10- 5				
5- 5	0- 0	0- 0	HOME	0- 2	0- 1	5- 2				
5- 5	0- 0	0- 0	AWAY	0- 1	0- 1	5- 3				
0- 0	0- 0	0- 0	NEUTRAL	0- 0	0- 0	0- 0				

RPI 1-25				RPI 26-50				RPI 51-100				RPI 101+ Team's RPI: 255			
RPI	S	Opponent	Score	RPI	S	Opponent	Score	RPI	S	Opponent	Score	RPI	S	Opponent	Score
14	A	Indiana	47 111	35	A	LSU	32 63	54	A	Rice	47 71	126	N	North Florida	61 64
20	A	TCU	47 72					78	A	A&M-Corpus Christi	49 55	147	A	Sam Houston St.	71 87
								82	H	SFA	61 78	147	H	Sam Houston St.	77 80
								84	H	Abilene Christian	84 95	161	A	Jacksonville	55 72
												170	A	New Orleans	65 77
												170	H	New Orleans	70 68
												237	A	Central Ark.	67 58
												237	H	Central Ark.	46 53
												252	A	Southeastern La.	67 65
												252	H	Southeastern La.	54 49
												266	A	Lamar University	62 60
												266	H	Lamar University	78 84
												267	A	Incarinate Word	51 53
												315	A	Houston Baptist	84 78
												315	H	Houston Baptist	57 53
												336	A	Northwestern St.	54 58
												336	H	Northwestern St.	73 66
												347	A	McNeese	72 53
												347	H	McNeese	79 63
												348	H	La.-Monroe	74 59
LAST 10 Division I															
347	A	McNeese	72 53	252	H	Southeastern La.	54 49								
170	H	New Orleans	70 68	266	A	Lamar University	62 60								
315	H	Houston Baptist	57 53	147	H	Sam Houston St.	77 80								
237	A	Central Ark.	67 58	82	H	SFA	61 78								
336	H	Northwestern St.	73 66	347	H	McNeese	79 63								

Non-Div I Games: Southern-N.O. 94 61 Paul Quinn 101 68

Nicholls St.

Loss, Non-Conf, S Site, H Home A Away N Neutral

Norfolk St.

Through Games Of March 9, 2020

Average RPI Win:	251	WON-LOST	WINNING	LAST 10	STRENGTH OF	OPP. STRENGTH	TEAM	ADJ.	CONF.	ADJ CONF.
Average RPI Loss:	164	RECORD	PCT. RANK	GAMES	SCHEDULE	OF SCHEDULE	RPI	RPI	RPI	RPI
DIV. I ONLY	17- 11	113	6-4	228	321	158	158	29	29	
DIV. I NON-CONF.	5- 7	205	0	87	215	162	162	29	29	
TOTALS	RPI 1-25	RPI 26-50	W-L RECORDS	RPI 51-100	RPI 101-150	RPI 150+				
17- 11	0- 0	0- 0	OVERALL	0- 2	3- 4	14- 5				
9- 4	0- 0	0- 0	HOME	0- 1	1- 1	8- 2				
7- 6	0- 0	0- 0	AWAY	0- 0	1- 3	6- 3				
1- 1	0- 0	0- 0	NEUTRAL	0- 1	1- 0	0- 0				
5- 7	0- 0	0- 0	NON-CONFERENCE	0- 2	2- 3	3- 2				
2- 3	0- 0	0- 0	HOME	0- 1	0- 1	2- 1				
2- 3	0- 0	0- 0	AWAY	0- 0	1- 2	1- 1				
1- 1	0- 0	0- 0	NEUTRAL	0- 1	1- 0	0- 0				
12- 4	0- 0	0- 0	CONFERENCE	0- 0	1- 1	11- 3				
7- 1	0- 0	0- 0	HOME	0- 0	1- 0	6- 1				
5- 3	0- 0	0- 0	AWAY	0- 0	0- 1	5- 2				
0- 0	0- 0	0- 0	NEUTRAL	0- 0	0- 0	0- 0				

RPI 1-25			RPI 26-50			RPI 51-100			RPI 101+ Team's RPI: 158		
RPI	S	Opponent	Score	RPI	S	Opponent	Score	RPI	S	Opponent	Score
						70 N West Virginia	55 72	104 A William & Mary		56 65	
						100 H Liberty	48 67	112 A Bethune-Cookman		62 68	
								112 H Bethune-Cookman		61 51	
								115 H Robert Morris		62 69	
								126 N North Florida		57 54	
								127 A Richmond		69 77	
								138 A Hampton		77 56	
								161 A Jacksonville		71 64	
								165 A N.C. A&T		39 53	
								180 H High Point		72 58	
								194 H La Salle		52 55	
								232 A Morgan St.		55 73	
								232 H Morgan St.		64 57	
								251 A Marshall		69 75	
								262 A Howard		83 80	
								262 H Howard		69 60	
								271 H Longwood		49 46	
								277 A Delaware St.		68 57	
								277 H Delaware St.		65 57	
								295 A N.C. Central		83 75	
								318 H UMES		68 45	
								335 A Coppin St.		85 48	
								335 H Coppin St.		55 57	
								339 A Florida A&M		69 62	
								339 H Florida A&M		59 51	
								350 H South Carolina St.		76 42	
LAST 10 Division I											
						232 A Morgan St.	55 73	335 H Coppin St.		55 57	
						277 A Delaware St.	68 57	232 H Morgan St.		64 57	
						262 H Howard	69 60	277 H Delaware St.		65 57	
						112 A Bethune-Cookman	62 68	295 A N.C. Central		83 75	
						339 A Florida A&M	69 62	165 A N.C. A&T		39 53	

Non-Div I Games: Virginia-Lynchburg 123 48

Norfolk St.

■ Loss,
 ■ Non-Conf,
 ■ S Site,
 ■ Home
 ■ A Away
 N Neutral

Non-Conference				Through Games Of March 9, 2010						
Average RPI Win:	239	WON-LOST	WINNING	LAST 10	STRENGTH OF	OPP. STRENGTH	TEAM	ADJ.	CONF.	ADJ CONF.
Average RPI Loss:	122	RECORD	PCT. RANK	GAMES	SCHEDULE	OF SCHEDULE	RPI	RPI	RPI	RPI
DIV. I ONLY	19- 8	58	7-3	324	184	137	137	15	15	
DIV. I NON-CONF.	7- 3	80	0	341	328	201	201	14	14	

TOTALS	RPI 1-25	RPI 26-50		W-L RECORDS		RPI 51-100	RPI 101-150	RPI 150+		
19- 8	0- 1	1- 2		OVERALL		2- 0	1- 1	15- 4		
9- 2	0- 0	0- 1		HOME		1- 0	1- 0	7- 1		
6- 6	0- 1	1- 1		AWAY		1- 0	0- 1	4- 3		
4- 0	0- 0	0- 0		NEUTRAL		0- 0	0- 0	4- 0		
7- 3	0- 1	0- 1		NON-CONFERENCE		0- 0	0- 0	7- 1		
1- 1	0- 0	0- 0		HOME		0- 0	0- 0	1- 1		
2- 2	0- 1	0- 1		AWAY		0- 0	0- 0	2- 0		
4- 0	0- 0	0- 0		NEUTRAL		0- 0	0- 0	4- 0		
12- 5	0- 0	1- 1		CONFERENCE		2- 0	1- 1	8- 3		
8- 1	0- 0	0- 1		HOME		1- 0	1- 0	6- 0		
4- 4	0- 0	1- 0		AWAY		1- 0	0- 1	2- 3		
0- 0	0- 0	0- 0		NEUTRAL		0- 0	0- 0	0- 0		

RPI 1-25				RPI 26-50				RPI 51-100				RPI 101+				Team's RPI: 137	
RPI	S	Opponent	Score	RPI	S	Opponent	Score	RPI	S	Opponent	Score	RPI	S	Opponent	Score		
15	A	Iowa	81 86	36	A	FGCU	61 55	100	A	Liberty	76 71	126	A	North Florida	65 67		
				36	H	FGCU	63 74	100	H	Liberty	86 75	126	H	North Florida	54 51		
				40	A	Iowa St.	72 80					151	H	Samford	63 79		
												161	A	Jacksonville	56 67		
												161	H	Jacksonville	76 65		
												222	A	Kennesaw St.	56 59		
												222	H	Kennesaw St.	71 54		
												224	A	Stetson	60 69		
												224	H	Stetson	68 57		
												224	H	Stetson	70 60		
												234	N	Alabama A&M	80 65		
												246	A	Lipscomb	84 72		
												246	H	Lipscomb	91 58		
												256	N	UC Irvine	88 60		
												325	A	Alabama St.	81 60		
												331	A	NJIT	57 55		
												331	H	NJIT	90 45		
												334	A	Tennessee St.	88 63		
												338	N	SIUE	85 67		
												350	N	South Carolina St.	99 46		
												351	H	Mississippi Val.	86 60		
EAST 10 Division I																	
				224	H	Stetson	70 60	126	A	North Florida	65 67						
				331	H	NJIT	90 45	246	H	Lipscomb	91 58						
				36	A	FGCU	61 55	100	H	Liberty	86 75						
				222	H	Kennesaw St.	71 54	331	A	NJIT	57 55						
				224	A	Stetson	60 69	161	A	Jacksonville	56 67						

Non-Div I Games:	Virginia-Lynchburg	128	26	Oakwood	120	38
------------------	--------------------	-----	----	---------	-----	----

North Ala.

Loss, Non-Conf, S Site, H Home A Away N Neutral

North Carolina

Through Games Of March 9, 2020

Average RPI Win:	195	WON-LOST	WINNING	LAST 10	STRENGTH OF	OPP. STRENGTH	TEAM	ADJ.	CONF.	ADJ CONF.
Average RPI Loss:	59	RECORD	PCT. RANK	GAMES	SCHEDULE	OF SCHEDULE	RPI	RPI	RPI	RPI
DIV. I ONLY	16- 14	154	2-8	158	44	150	150	5	5	
DIV. I NON-CONF.	9- 2	37	0	336	133	161	161	4	4	
TOTALS	RPI 1-25	RPI 26-50	W-L RECORDS	RPI 51-100	RPI 101-150	RPI 150+				
16- 14	1- 2	0- 5	OVERALL	3- 4	2- 3	10- 0				
11- 5	1- 1	0- 2	HOME	1- 2	1- 0	8- 0				
2- 8	0- 1	0- 3	AWAY	2- 2	0- 2	0- 0				
3- 1	0- 0	0- 0	NEUTRAL	0- 0	1- 1	2- 0				
9- 2	0- 0	0- 0	NON-CONFERENCE	0- 2	1- 0	8- 0				
6- 1	0- 0	0- 0	HOME	0- 1	0- 0	6- 0				
0- 1	0- 0	0- 0	AWAY	0- 1	0- 0	0- 0				
3- 0	0- 0	0- 0	NEUTRAL	0- 0	1- 0	2- 0				
7- 12	1- 2	0- 5	CONFERENCE	3- 2	1- 3	2- 0				
5- 4	1- 1	0- 2	HOME	1- 1	1- 0	2- 0				
2- 7	0- 1	0- 3	AWAY	2- 1	0- 2	0- 0				
0- 1	0- 0	0- 0	NEUTRAL	0- 0	0- 1	0- 0				

RPI S	Opponent	Score	RPI S	Opponent	Score	RPI S	Opponent	Score	RPI S	Opponent	Score	Team's RPI: 150
7	H Louisville	67 74	26	A Duke	61 71	53	H Yale	63 66	117	A Wake Forest	79 82	
16	A NC State	68 76	26	H Duke	54 73	61	A Boston College	75 93	117	N Wake Forest	73 83	
16	H NC State	66 60	31	A Florida St.	64 78	73	A Alabama	77 83	118	N Temple	71 58	
			41	A Virginia Tech	70 76	76	A Virginia	65 47	120	H Miami (FL)	78 58	
			41	H Virginia Tech	63 72	76	H Virginia	78 68	123	A Notre Dame	65 83	
						79	A Georgia Tech	67 60	171	H Elon	76 46	
						98	H Syracuse	56 74	175	N Missouri	82 69	
									204	H Illinois	85 60	
									221	H Clemson	86 72	
									272	N UNCW	85 45	
									286	H Pittsburgh	70 62	
									295	H N.C. Central	92 53	
									320	H Navy	80 40	
									342	H Western Caro.	92 55	
									343	H Charleston So.	85 54	
LAST 10 Division I												
117	N Wake Forest	73 83	98	H Syracuse	56 74							
26	H Duke	54 73	41	H Virginia Tech	63 72							
123	A Notre Dame	65 83	26	A Duke	61 71							
117	A Wake Forest	79 82	221	H Clemson	86 72							
61	A Boston College	75 93	76	H Virginia	78 68							

Non-Div I Games:

North Carolina

■ Loss,
 ■ Non-Conf,
 ■ S Site,
 ■ H Home
 ■ A Away
 N Neutral

North Dakota

Through Games Of March 9, 2020

Average RPI Win: 273	WON-LOST	WINNING	LAST 10	STRENGTH OF	OPP. STRENGTH	TEAM	ADJ.	CONF.	ADJ CONF.
Average RPI Loss: 143	RECORD	PCT. RANK	GAMES	SCHEDULE	OF SCHEDULE	RPI	RPI	RPI	RPI
DIV. I ONLY	13- 15	194	3-7	266	225	216	216	19	19
DIV. I NON-CONF.	7- 4	100	0	250	315	125	125	18	18
TOTALS	RPI 1-25	RPI 26-50	W-L RECORDS	RPI 51-100	RPI 101-150	RPI 150+			
13- 15	0- 0	0- 3	OVERALL	0- 4	1- 0	12- 8			
5- 6	0- 0	0- 1	HOME	0- 2	1- 0	4- 3			
8- 8	0- 0	0- 2	AWAY	0- 1	0- 0	8- 5			
0- 1	0- 0	0- 0	NEUTRAL	0- 1	0- 0	0- 0			
7- 4	0- 0	0- 1	NON-CONFERENCE	0- 1	1- 0	6- 2			
2- 1	0- 0	0- 0	HOME	0- 1	1- 0	1- 0			
5- 3	0- 0	0- 1	AWAY	0- 0	0- 0	5- 2			
0- 0	0- 0	0- 0	NEUTRAL	0- 0	0- 0	0- 0			
6- 11	0- 0	0- 2	CONFERENCE	0- 3	0- 0	6- 6			
3- 5	0- 0	0- 1	HOME	0- 1	0- 0	3- 3			
3- 5	0- 0	0- 1	AWAY	0- 1	0- 0	3- 3			
0- 1	0- 0	0- 0	NEUTRAL	0- 1	0- 0	0- 0			

RPI S	Opponent	Score	RPI S	Opponent	Score	RPI S	Opponent	Score	RPI S	Opponent	Score	Team's RPI: 216
27	A Arizona	42 74	72	A South Dakota St.	64 99	135	H Valparaiso	65 63				
32	A South Dakota	47 76	72	H South Dakota St.	61 74	170	A New Orleans	73 79				
32	H South Dakota	46 93	72	N South Dakota St.	43 72	198	A Oral Roberts	52 75				
			75	H Illinois St.	58 66	198	H Oral Roberts	72 86				
						209	H Rhode Island	67 61				
						213	A Western Ill.	74 91				
						213	H Western Ill.	77 71				
						217	A Milwaukee	66 58				
						228	A SMU	51 66				
						241	A Denver	90 82				
						241	H Denver	81 91				
						247	A Grand Canyon	78 76				
						257	A North Dakota St.	82 92				
						257	H North Dakota St.	74 82				
						289	A Ga. Southern	69 56				
						310	A Omaha	71 67				
						310	H Omaha	63 57				
						340	A Purdue Fort Wayne	63 49				
						340	H Purdue Fort Wayne	91 85				
						343	A Charleston So.	73 57				
						350	A South Carolina St.	95 53				
LAST 10 Division I												
72	N South Dakota St.	43 72	213	A Western Ill.	74 91							
32	A South Dakota	47 76	32	H South Dakota	46 93							
310	A Omaha	71 67	198	H Oral Roberts	72 86							
257	H North Dakota St.	74 82	340	A Purdue Fort Wayne	63 49							
72	H South Dakota St.	61 74	213	H Western Ill.	77 71							

Non-Div I Games: Northland 118 35 Mayville St. 83 52

North Dakota

Loss, Non-Conf, S Site, H Home A Away N Neutral

Average RPI Win:	275	WON-LOST	WINNING	LAST 10	STRENGTH OF	OPP. STRENGTH	TEAM	ADJ.	CONF.	ADJ CONF.
Average RPI Loss:	122	RECORD	PCT. RANK	GAMES	SCHEDULE	OF SCHEDULE	RPI	RPI	RPI	RPI
DIV. I ONLY	9- 19	278	5-5	180	155	257	257	19	19	
DIV. I NON-CONF.	1- 9	326	0	144	34	289	289	18	18	
TOTALS	RPI 1-25	RPI 26-50	W-L RECORDS	RPI 51-100	RPI 101-150	RPI 150+				
9- 19	0- 0	0- 4	OVERALL	0- 5	0- 3	9- 7				
4- 9	0- 0	0- 2	HOME	0- 1	0- 2	4- 4				
4- 9	0- 0	0- 2	AWAY	0- 3	0- 1	4- 3				
1- 1	0- 0	0- 0	NEUTRAL	0- 1	0- 0	1- 0				
1- 9	0- 0	0- 2	NON-CONFERENCE	0- 2	0- 3	1- 2				
0- 5	0- 0	0- 1	HOME	0- 0	0- 2	0- 2				
1- 4	0- 0	0- 1	AWAY	0- 2	0- 1	1- 0				
0- 0	0- 0	0- 0	NEUTRAL	0- 0	0- 0	0- 0				
8- 10	0- 0	0- 2	CONFERENCE	0- 3	0- 0	8- 5				
4- 4	0- 0	0- 1	HOME	0- 1	0- 0	4- 2				
3- 5	0- 0	0- 1	AWAY	0- 1	0- 0	3- 3				
1- 1	0- 0	0- 0	NEUTRAL	0- 1	0- 0	1- 0				

RPI 1-25			RPI 26-50			RPI 51-100			RPI 101+ Team's RPI: 257		
RPI	S	Opponent	Score	RPI	S	Opponent	Score	RPI	S	Opponent	Score
				32	A	South Dakota	57 96	51	A	Creighton	59 70
				32	H	South Dakota	36 80	66	A	UNI	63 95
				40	H	Iowa St.	58 86	72	A	South Dakota St.	52 60
				50	A	Bradley	64 70	72	H	South Dakota St.	58 85
								72	N	South Dakota St.	56 76
LAST 10 Division I											
				72	N	South Dakota St.	56 76	32	A	South Dakota	57 96
				241	N	Denver	72 68	340	H	Purdue Fort Wayne	74 53
				310	H	Omaha	67 64	198	H	Oral Roberts	76 80
				72	H	South Dakota St.	58 85	310	A	Omaha	74 65
				216	A	North Dakota	82 74	213	A	Western Ill.	79 86
								135	H	Valparaiso	54 66
								145	A	Northeastern	61 72
								148	H	Wisconsin	63 64
								163	H	Wyoming	57 66
								182	H	Northern Ill.	68 74
								198	A	Oral Roberts	62 70
								198	H	Oral Roberts	76 80
								213	A	Western Ill.	79 86
								213	H	Western Ill.	78 79
								216	A	North Dakota	82 74
								216	H	North Dakota	92 82
								241	A	Denver	82 91
								241	H	Denver	85 80
								241	N	Denver	72 68
								265	A	New Hampshire	67 61
								310	A	Omaha	74 65
								310	H	Omaha	67 64
								340	A	Purdue Fort Wayne	58 44
								340	H	Purdue Fort Wayne	74 53

Non-Div I Games: Waldorf 92 26 Mayville St. 97 59

North Dakota St.

North Florida

Through Games Of March 9, 2020

Average RPI Win:	201	WON-LOST	WINNING	LAST 10	STRENGTH OF	OPP. STRENGTH	TEAM	ADJ.	CONF.	ADJ CONF.
Average RPI Loss:	128	RECORD	PCT. RANK	GAMES	SCHEDULE	OF SCHEDULE	RPI	RPI	RPI	RPI
DIV. I ONLY	14- 14	173	4-6	90	175	126	126	15	15	
DIV. I NON-CONF.	5- 6	187	0	36	183	81	81	14	14	
TOTALS	RPI 1-25	RPI 26-50	W-L RECORDS	RPI 51-100	RPI 101-150	RPI 150+				
14- 14	0- 1	0- 3	OVERALL	2- 2	2- 3	10- 5				
5- 4	0- 0	0- 1	HOME	1- 0	2- 0	2- 3				
7- 8	0- 1	0- 2	AWAY	0- 1	0- 3	7- 1				
2- 2	0- 0	0- 0	NEUTRAL	1- 1	0- 0	1- 1				
5- 6	0- 1	0- 1	NON-CONFERENCE	1- 1	1- 2	3- 1				
1- 0	0- 0	0- 0	HOME	0- 0	1- 0	0- 0				
2- 4	0- 1	0- 1	AWAY	0- 0	0- 2	2- 0				
2- 2	0- 0	0- 0	NEUTRAL	1- 1	0- 0	1- 1				
9- 8	0- 0	0- 2	CONFERENCE	1- 1	1- 1	7- 4				
4- 4	0- 0	0- 1	HOME	1- 0	1- 0	2- 3				
5- 4	0- 0	0- 1	AWAY	0- 1	0- 1	5- 1				
0- 0	0- 0	0- 0	NEUTRAL	0- 0	0- 0	0- 0				

RPI 1-25			RPI 26-50			RPI 51-100			RPI 101+ Team's RPI: 126		
RPI	S	Opponent	Score	RPI	S	Opponent	Score	RPI	S	Opponent	Score
14	A	Indiana	45 72	31	A	Florida St.	41 70	52	N	Marist	54 69
				36	A	FGCU	65 76	95	N	Rider	80 70
				36	H	FGCU	50 72	100	A	Liberty	54 76
								100	H	Liberty	65 50
LAST 10 Division I											
161	A	Jacksonville	77 67	137	H	North Ala.	67 65	120	A	Miami (FL)	55 78
224	A	Stetson	62 60	331	A	NJIT	56 60	122	H	Holy Cross	80 60
100	A	Liberty	54 76	36	A	FGCU	65 76	137	A	North Ala.	51 54
246	H	Lipscomb	66 73	224	H	Stetson	52 60	137	H	North Ala.	67 65
161	H	Jacksonville	60 69	222	H	Kennesaw St.	57 33	148	A	Wisconsin	62 75
								158	N	Norfolk St.	54 57
								161	A	Jacksonville	70 64
								161	A	Jacksonville	77 67
								161	H	Jacksonville	60 69
								222	A	Kennesaw St.	64 55
								222	H	Kennesaw St.	57 33
								224	A	Stetson	62 60
								224	H	Stetson	52 60
								234	A	Alabama A&M	73 64
								246	A	Lipscomb	68 60
								246	H	Lipscomb	66 73
								255	N	Nicholls St.	64 61
								308	A	FIU	64 49
								331	A	NJIT	56 60
								331	H	NJIT	71 48

Non-Div I Games: Warner 110 46 Edward Waters 80 51

North Florida

Loss, Non-Conf, S Site, H Home A Away N Neutral

North Texas

Through Games Of March 9, 2020

Average RPI Win:	247	WON-LOST	WINNING	LAST 10	STRENGTH OF	OPP. STRENGTH	TEAM	ADJ.	CONF.	ADJ CONF.
Average RPI Loss:	133	RECORD	PCT. RANK	GAMES	SCHEDULE	OF SCHEDULE	RPI	RPI	RPI	RPI
DIV. I ONLY	10- 17	255	3-7	143	169	235	235	13	13	
DIV. I NON-CONF.	4- 5	195	0	180	299	220	220	16	16	
TOTALS	RPI 1-25	RPI 26-50	W-L RECORDS	RPI 51-100	RPI 101-150	RPI 150+				
10- 17	0- 1	1- 4	OVERALL	0- 3	0- 2	9- 7				
7- 6	0- 0	1- 1	HOME	0- 1	0- 2	6- 2				
3- 9	0- 0	0- 2	AWAY	0- 2	0- 0	3- 5				
0- 2	0- 1	0- 1	NEUTRAL	0- 0	0- 0	0- 0				
4- 5	0- 1	0- 1	NON-CONFERENCE	0- 0	0- 1	4- 2				
3- 1	0- 0	0- 0	HOME	0- 0	0- 1	3- 0				
1- 2	0- 0	0- 0	AWAY	0- 0	0- 0	1- 2				
0- 2	0- 1	0- 1	NEUTRAL	0- 0	0- 0	0- 0				
6- 12	0- 0	1- 3	CONFERENCE	0- 3	0- 1	5- 5				
4- 5	0- 0	1- 1	HOME	0- 1	0- 1	3- 2				
2- 7	0- 0	0- 2	AWAY	0- 2	0- 0	2- 3				
0- 0	0- 0	0- 0	NEUTRAL	0- 0	0- 0	0- 0				

RPI S	Opponent	Score	RPI S	Opponent	Score	RPI S	Opponent	Score	RPI S	Opponent	Score	Team's RPI: 235
16 N	NC State	65 76	28 H	Western Ky.	61 54	54 A	Rice	66 69	101 H	UAB	50 51	
			33 A	Old Dominion	66 71	54 H	Rice	52 67	102 H	UT Arlington	49 68	
			43 N	Texas	57 63	60 A	Charlotte	59 72	189 H	Louisiana	69 66	
			45 A	Middle Tenn.	63 74				201 A	Fla. Atlantic	78 84	
			45 H	Middle Tenn.	60 80				205 H	Southern Miss.	57 65	
									210 A	Hawaii	66 60	
									220 A	UTEP	63 67	
									220 H	UTEP	68 58	
									240 A	CSU Bakersfield	52 61	
									251 A	Marshall	77 69	
									251 H	Marshall	59 68	
									264 H	Louisiana Tech	74 69	
									280 A	Utah St.	55 66	
									308 A	FIU	56 58	
									321 A	UTSA	79 55	
									321 H	UTSA	94 55	
									322 H	Alcorn	67 31	
									348 H	La.-Monroe	63 51	
LAST 10 Division I												
220 H	UTEP	68 58	33 A	Old Dominion	66 71							
45 A	Middle Tenn.	63 74	60 A	Charlotte	59 72							
251 A	Marshall	77 69	101 H	UAB	50 51							
321 H	UTSA	94 55	45 H	Middle Tenn.	60 80							
54 A	Rice	66 69	54 H	Rice	52 67							

Non-Div I Games: Mid-Amer. Christian59 61 Xavier (LA) 68 31 Tex. A&M-Texarkana 114 54

North Texas

Loss, Non-Conf, S Site, H Home A Away N Neutral

Northeastern

Through Games Of March 9, 2020

Average RPI Win:	223	WON-LOST	WINNING	LAST 10	STRENGTH OF	OPP. STRENGTH	TEAM	ADJ.	CONF.	ADJ CONF.
Average RPI Loss:	94	RECORD	PCT. RANK	GAMES	SCHEDULE	OF SCHEDULE	RPI	RPI	RPI	RPI
DIV. I ONLY	13- 16	202	4-6	76	132	145	145	14	14	
DIV. I NON-CONF.	4- 7	225	0	20	59	111	111	13	13	
TOTALS	RPI 1-25	RPI 26-50	W-L RECORDS	RPI 51-100	RPI 101-150	RPI 150+				
13- 16	0- 2	0- 6	OVERALL	0- 2	2- 2	11- 4				
8- 6	0- 0	0- 4	HOME	0- 1	1- 0	7- 1				
5- 10	0- 2	0- 2	AWAY	0- 1	1- 2	4- 3				
0- 0	0- 0	0- 0	NEUTRAL	0- 0	0- 0	0- 0				
4- 7	0- 2	0- 2	NON-CONFERENCE	0- 2	1- 1	3- 0				
2- 3	0- 0	0- 2	HOME	0- 1	0- 0	2- 0				
2- 4	0- 2	0- 0	AWAY	0- 1	1- 1	1- 0				
0- 0	0- 0	0- 0	NEUTRAL	0- 0	0- 0	0- 0				
9- 9	0- 0	0- 4	CONFERENCE	0- 0	1- 1	8- 4				
6- 3	0- 0	0- 2	HOME	0- 0	1- 0	5- 1				
3- 6	0- 0	0- 2	AWAY	0- 0	0- 1	3- 3				
0- 0	0- 0	0- 0	NEUTRAL	0- 0	0- 0	0- 0				

RPI	S	Opponent	Score	RPI	S	Opponent	Score	RPI	S	Opponent	Score	RPI	S	Opponent	Score	Team's RPI: 145
2	A	Oregon	47 89	30	A	James Madison	54 67	53	H	Yale	63 78	104	A	William & Mary	64 80	
19	A	Central Mich.	63 79	30	H	James Madison	64 86	88	A	Fordham	58 74	104	H	William & Mary	61 55	
				32	H	South Dakota	76 80					121	A	Harvard	46 44	
				38	A	Drexel	41 50					129	A	Boston U.	56 72	
				38	H	Drexel	51 67					159	A	Maine	66 58	
				39	H	Dayton	60 71					171	A	Elon	69 45	
												171	H	Elon	68 65	
												185	A	Delaware	72 62	
												185	H	Delaware	69 81	
												193	A	Towson	68 81	
												193	H	Towson	66 63	
												257	H	North Dakota St.	72 61	
												259	A	Col. of Charleston	61 66	
												259	H	Col. of Charleston	72 68	
												272	A	UNCW	48 61	
												272	H	UNCW	63 61	
												328	A	Hofstra	62 54	
												328	H	Hofstra	74 51	
												345	H	Hartford	60 47	
LAST 10 Division I																
328	A	Hofstra	62 54	171	A	Elon	69 45									
259	A	Col. of Charleston	61 66	104	A	William & Mary	64 80									
272	A	UNCW	48 61	38	H	Drexel	51 67									
193	H	Towson	66 63	185	H	Delaware	69 81									
30	H	James Madison	64 86	272	H	UNCW	63 61									

Non-Div I Games:

Northeastern

■ Loss,
 ■ Non-Conf, S Site,
 ■ Home
 ■ Away
 N Neutral

Average RPI Win:	245	WON-LOST	WINNING	LAST 10	STRENGTH OF	OPP. STRENGTH	TEAM	ADJ.	CONF.	ADJ CONF.
Average RPI Loss:	142	RECORD	PCT. RANK	GAMES	SCHEDULE	OF SCHEDULE	RPI	RPI	RPI	RPI
DIV. I ONLY	15- 14	159	5-5	197	237	174	174	18	18	
DIV. I NON-CONF.	3- 6	235	0	105	266	191	191	17	17	
TOTALS	RPI 1-25	RPI 26-50	W-L RECORDS	RPI 51-100	RPI 101-150	RPI 150+				
15- 14	0- 1	0- 0	OVERALL	0- 4	3- 0	12- 9				
7- 5	0- 0	0- 0	HOME	0- 1	1- 0	6- 4				
7- 8	0- 0	0- 0	AWAY	0- 3	1- 0	6- 5				
1- 1	0- 1	0- 0	NEUTRAL	0- 0	1- 0	0- 0				
3- 6	0- 1	0- 0	NON-CONFERENCE	0- 2	1- 0	2- 3				
1- 1	0- 0	0- 0	HOME	0- 0	0- 0	1- 1				
1- 4	0- 0	0- 0	AWAY	0- 2	0- 0	1- 2				
1- 1	0- 1	0- 0	NEUTRAL	0- 0	1- 0	0- 0				
12- 8	0- 0	0- 0	CONFERENCE	0- 2	2- 0	10- 6				
6- 4	0- 0	0- 0	HOME	0- 1	1- 0	5- 3				
6- 4	0- 0	0- 0	AWAY	0- 1	1- 0	5- 3				
0- 0	0- 0	0- 0	NEUTRAL	0- 0	0- 0	0- 0				

RPI 1-25				RPI 26-50				RPI 51-100				RPI 101+				Team's RPI: 174	
RPI	S	Opponent	Score	RPI	S	Opponent	Score	RPI	S	Opponent	Score	RPI	S	Opponent	Score		
21	N	Oregon St.	57 91					54	A	Rice	57 71	108	A	Idaho	71 70		
								63	A	Montana St.	71 73	108	H	Idaho	70 67		
								63	H	Montana St.	64 72	145	N	San Jose St.	67 64		
								67	A	Fresno St.	66 83	152	A	Montana	57 70		
												152	H	Montana	71 79		
												157	H	UC Davis	61 71		
												178	A	Idaho St.	70 59		
												178	H	Idaho St.	76 79		
												179	A	Southern Utah	64 82		
												179	H	Southern Utah	84 76		
												197	A	Portland St.	54 66		
												197	H	Portland St.	63 68		
												225	A	Northern Colo.	71 60		
												225	H	Northern Colo.	72 45		
												230	A	New Mexico	76 83		
												284	A	California Baptist	79 98		
												305	H	Seattle U	88 80		
												307	A	Sacramento St.	85 65		
												307	H	Sacramento St.	114 107		
												312	A	Eastern Wash.	70 62		
												312	H	Eastern Wash.	63 58		
												315	A	Houston Baptist	79 62		
												327	A	Weber St.	88 82		
												327	H	Weber St.	92 61		
LAST 10 Division I																	
197	H	Portland St.	63 68	179	A	Southern Utah	64 82										
63	A	Montana St.	71 73	225	A	Northern Colo.	71 60										
152	A	Montana	57 70	327	H	Weber St.	92 61										
312	H	Eastern Wash.	63 58	178	H	Idaho St.	76 79										
108	H	Idaho	70 67	312	A	Eastern Wash.	70 62										

Non-Div I Games:

Northern Ariz.

Average RPI Win:	253	WON-LOST	WINNING	LAST 10	STRENGTH OF	OPP. STRENGTH	TEAM	ADJ.	CONF.	ADJ CONF.
Average RPI Loss:	156	RECORD	PCT. RANK	GAMES	SCHEDULE	OF SCHEDULE	RPI	RPI	RPI	RPI
DIV. I ONLY	13- 17	210	4-6	241	200	225	225	18	18	
DIV. I NON-CONF.	4- 5	195	0	153	139	151	151	17	17	
TOTALS	RPI 1-25	RPI 26-50	W-L RECORDS	RPI 51-100	RPI 101-150	RPI 150+				
13- 17	0- 2	0- 0	OVERALL	0- 2	0- 2	13- 11				
4- 9	0- 0	0- 0	HOME	0- 1	0- 1	4- 7				
8- 8	0- 2	0- 0	AWAY	0- 1	0- 1	8- 4				
1- 0	0- 0	0- 0	NEUTRAL	0- 0	0- 0	1- 0				
4- 5	0- 2	0- 0	NON-CONFERENCE	0- 0	0- 0	4- 3				
1- 2	0- 0	0- 0	HOME	0- 0	0- 0	1- 2				
3- 3	0- 2	0- 0	AWAY	0- 0	0- 0	3- 1				
0- 0	0- 0	0- 0	NEUTRAL	0- 0	0- 0	0- 0				
9- 12	0- 0	0- 0	CONFERENCE	0- 2	0- 2	9- 8				
3- 7	0- 0	0- 0	HOME	0- 1	0- 1	3- 5				
5- 5	0- 0	0- 0	AWAY	0- 1	0- 1	5- 3				
1- 0	0- 0	0- 0	NEUTRAL	0- 0	0- 0	1- 0				

RPI 1-25				RPI 26-50				RPI 51-100				RPI 101+ Team's RPI: 225			
RPI	S	Opponent	Score	RPI	S	Opponent	Score	RPI	S	Opponent	Score	RPI	S	Opponent	Score
6	A	Stanford	36 90					63	A	Montana St.	58 91	108	A	Idaho	65 70
13	A	UCLA	58 92					63	H	Montana St.	63 73	108	H	Idaho	46 57
												152	A	Montana	67 58
												152	H	Montana	55 70
												163	A	Wyoming	46 44
												174	A	Northern Ariz.	45 72
												174	H	Northern Ariz.	60 71
												178	A	Idaho St.	39 59
												178	H	Idaho St.	55 71
												179	A	Southern Utah	50 64
												179	H	Southern Utah	55 68
												197	A	Portland St.	78 51
												197	H	Portland St.	77 58
												207	A	Chattanooga	59 42
												214	H	San Francisco	83 90
												228	A	SMU	61 52
												241	A	Denver	55 74
												270	H	Air Force	72 62
												291	H	Colorado St.	58 75
												307	A	Sacramento St.	73 63
												307	H	Sacramento St.	90 73
												307	N	Sacramento St.	79 61
												312	A	Eastern Wash.	67 61
												312	H	Eastern Wash.	63 42
												327	A	Weber St.	69 65
												327	H	Weber St.	60 65
LAST 10 Division I															
				307	N	Sacramento St.	79 61					178	H	Idaho St.	55 71
				63	H	Montana St.	63 73					179	A	Southern Utah	50 64
				152	H	Montana	55 70					307	H	Sacramento St.	90 73
				312	A	Eastern Wash.	67 61					174	H	Northern Ariz.	60 71
				108	A	Idaho	65 70					197	A	Portland St.	78 51

Non-Div I Games:

Northern Colo.

■ Loss,
 ■ Non-Conf, S Site,
 ■ Home
 ■ Away
 N Neutral

Average RPI Win:	193	WON-LOST	WINNING	LAST 10	STRENGTH OF	OPP. STRENGTH	TEAM	ADJ.	CONF.	ADJ CONF.
Average RPI Loss:	106	RECORD	PCT. RANK	GAMES	SCHEDULE	OF SCHEDULE	RPI	RPI	RPI	RPI
DIV. I ONLY	11- 19	259	5-5	73	127	182	182	10	10	
DIV. I NON-CONF.	4- 7	225	0	71	190	160	160	10	10	
TOTALS	RPI 1-25	RPI 26-50	W-L RECORDS	RPI 51-100	RPI 101-150	RPI 150+				
11- 19	0- 3	0- 2	OVERALL	1- 5	1- 4	9- 5				
5- 8	0- 2	0- 0	HOME	1- 2	1- 3	3- 1				
5- 10	0- 1	0- 1	AWAY	0- 3	0- 1	5- 4				
1- 1	0- 0	0- 1	NEUTRAL	0- 0	0- 0	1- 0				
4- 7	0- 1	0- 2	NON-CONFERENCE	0- 1	0- 2	4- 1				
1- 3	0- 1	0- 0	HOME	0- 0	0- 2	1- 0				
2- 3	0- 0	0- 1	AWAY	0- 1	0- 0	2- 1				
1- 1	0- 0	0- 1	NEUTRAL	0- 0	0- 0	1- 0				
7- 12	0- 2	0- 0	CONFERENCE	1- 4	1- 2	5- 4				
4- 5	0- 1	0- 0	HOME	1- 2	1- 1	2- 1				
3- 7	0- 1	0- 0	AWAY	0- 2	0- 1	3- 3				
0- 0	0- 0	0- 0	NEUTRAL	0- 0	0- 0	0- 0				

RPI 1-25				RPI 26-50				RPI 51-100				RPI 101+ Team's RPI: 182			
RPI	S	Opponent	Score	RPI	S	Opponent	Score	RPI	S	Opponent	Score	RPI	S	Opponent	Score
19	A	Central Mich.	60 66	32	N	South Dakota	48 91	57	A	Ball St.	89 97	110	H	Southern Ill.	61 80
19	H	Central Mich.	66 70	46	A	Purdue	63 68	57	H	Ball St.	70 62	114	H	Buffalo	64 63
25	H	Drake	49 73					75	A	Illinois St.	66 69	121	H	Harvard	53 59
								86	A	Ohio	67 87	144	A	Western Mich.	50 63
								86	H	Ohio	79 85	144	H	Western Mich.	65 68
								97	H	Kent St.	71 79	162	A	Toledo	86 79
												162	H	Toledo	51 63
												176	A	Eastern Mich.	55 62
												176	A	Eastern Mich.	69 76
												176	H	Eastern Mich.	65 59
												184	A	Akron	70 65
												200	H	Eastern Ill.	61 48
												206	N	Tennessee Tech	82 74
												217	A	Milwaukee	65 78
												226	A	Miami (OH)	64 66
												226	H	Miami (OH)	86 84
												253	A	Bowling Green	92 87
												257	A	North Dakota St.	74 68
												291	A	Colorado St.	80 75
LAST 10 Division I															
176	A	Eastern Mich.	69 76	19	H	Central Mich.	66 70	57	A	Ball St.	89 97				
162	A	Toledo	86 79					144	H	Western Mich.	65 68				
57	H	Ball St.	70 62					226	H	Miami (OH)	86 84				
144	A	Western Mich.	50 63					253	A	Bowling Green	92 87				
176	H	Eastern Mich.	65 59												

Non-Div I Games:

Northern Ill.

■ Loss,
 ■ Non-Conf,
 ■ S Site,
 ■ Home
 ■ A Away
 N Neutral

Average RPI Win: 263	WON-LOST	WINNING	LAST 10	STRENGTH OF	OPP. STRENGTH	TEAM	ADJ.	CONF.	ADJ CONF.
Average RPI Loss: 141	RECORD	PCT. RANK	GAMES	SCHEDULE	OF SCHEDULE	RPI	RPI	RPI	RPI
DIV. I ONLY	20- 12	99	7-3	308	222	186	186	22	22
DIV. I NON-CONF.	6- 5	151	0	304	146	218	218	22	22
TOTALS	RPI 1-25	RPI 26-50	W-L RECORDS	RPI 51-100	RPI 101-150	RPI 150+			
20- 12	0- 1	0- 0	OVERALL	1- 3	1- 2	18- 6			
12- 4	0- 1	0- 0	HOME	1- 1	1- 0	10- 2			
7- 7	0- 0	0- 0	AWAY	0- 2	0- 1	7- 4			
1- 1	0- 0	0- 0	NEUTRAL	0- 0	0- 1	1- 0			
6- 5	0- 1	0- 0	NON-CONFERENCE	0- 2	0- 0	6- 2			
3- 2	0- 1	0- 0	HOME	0- 1	0- 0	3- 0			
2- 3	0- 0	0- 0	AWAY	0- 1	0- 0	2- 2			
1- 0	0- 0	0- 0	NEUTRAL	0- 0	0- 0	1- 0			
14- 7	0- 0	0- 0	CONFERENCE	1- 1	1- 2	12- 4			
9- 2	0- 0	0- 0	HOME	1- 0	1- 0	7- 2			
5- 4	0- 0	0- 0	AWAY	0- 1	0- 1	5- 2			
0- 1	0- 0	0- 0	NEUTRAL	0- 0	0- 1	0- 0			

RPI 1-25				RPI 26-50				RPI 51-100				RPI 101+ Team's RPI: 186			
RPI	S	Opponent	Score	RPI	S	Opponent	Score	RPI	S	Opponent	Score	RPI	S	Opponent	Score
7	H	Louisville	57 85					55	A	Belmont	45 62	111	A	Green Bay	44 65
								71	A	IUPUI	61 89	111	H	Green Bay	63 43
								71	H	IUPUI	65 62	111	N	Green Bay	49 50
								85	H	Saint Louis	42 67	166	A	Wright St.	69 79
												166	H	Wright St.	55 63
												191	A	Cleveland St.	62 66
												191	H	Cleveland St.	68 73
												217	A	Milwaukee	61 49
												217	H	Milwaukee	78 58
												217	H	Milwaukee	61 37
												237	H	Central Ark.	72 56
												246	A	Lipscomb	69 71
												248	N	Jacksonville St.	66 63
												263	A	Youngstown St.	59 55
												263	H	Youngstown St.	75 56
												273	H	Wofford	80 72
												275	A	Indiana St.	70 68
												287	A	Oakland	67 65
												287	H	Oakland	69 60
												292	A	Eastern Ky.	62 69
												308	A	FIU	67 45
												310	H	Omaha	57 40
												332	A	Detroit Mercy	82 61
												332	H	Detroit Mercy	72 60
												332	H	Detroit Mercy	94 47
												341	A	UTC	88 46
LAST 10 Division I															
				111	N	Green Bay	49 50			166	A	Wright St.	69 79		
				217	H	Milwaukee	78 58			71	H	IUPUI	65 62		
				332	H	Detroit Mercy	94 47			341	H	UIC	78 35		
				287	A	Oakland	67 65			263	A	Youngstown St.	59 55		
				332	A	Detroit Mercy	82 61			191	A	Cleveland St.	62 66		

Non-Div I Games:

Northern Ky.

■ Loss,
 ■ Non-Conf, S Site,
 ■ Home
 ■ Away
 N Neutral

RPI	S	Opponent	Score
341	H	UIC	78 35

Northern Ky.

N
o
r
t
h
e
r
n
K
y
.

N
o
r
t
h
e
r
n
K
y
.

Northwestern

Through Games Of March 9, 2020

Non-Conference				Through Games Of March 9, 2010						
Average RPI Win:	116	WON-LOST	WINNING	LAST 10	STRENGTH OF	OPP. STRENGTH	TEAM	ADJ.	CONF.	ADJ CONF.
Average RPI Loss:	18	RECORD	PCT. RANK	GAMES	SCHEDULE	OF SCHEDULE	RPI	RPI	RPI	RPI
DIV. I ONLY	26- 4	13	9-1	39	4	11	11	2	2	
DIV. I NON-CONF.	10- 1	20	0	107	15	27	27	2	2	
<hr/>										
TOTALS	RPI 1-25	RPI 26-50		W-L RECORDS		RPI 51-100	RPI 101-150	RPI 150+		
26- 4	4- 3	5- 1		OVERALL		3- 0	6- 0	8- 0		
14- 2	1- 2	3- 0		HOME		2- 0	4- 0	4- 0		
10- 1	3- 1	2- 0		AWAY		1- 0	2- 0	2- 0		
2- 1	0- 0	0- 1		NEUTRAL		0- 0	0- 0	2- 0		
<hr/>										
10- 1	1- 1	1- 0		NON-CONFERENCE		1- 0	3- 0	4- 0		
6- 1	0- 1	0- 0		HOME		1- 0	3- 0	2- 0		
2- 0	1- 0	1- 0		AWAY		0- 0	0- 0	0- 0		
2- 0	0- 0	0- 0		NEUTRAL		0- 0	0- 0	2- 0		
<hr/>										
16- 3	3- 2	4- 1		CONFERENCE		2- 0	3- 0	4- 0		
8- 1	1- 1	3- 0		HOME		1- 0	1- 0	2- 0		
8- 1	2- 1	1- 0		AWAY		1- 0	2- 0	2- 0		
0- 1	0- 0	0- 1		NEUTRAL		0- 0	0- 0	0- 0		

RPI	S	Opponent	Score	RPI	S	Opponent	Score	RPI	S	Opponent	Score	RPI	S	Opponent	Score
3	A	Maryland	61 70	26	A	Duke	63 42	61	H	Boston College	66 63	102	H	UT Arlington	74 47
3	H	Maryland	81 58	34	A	Michigan	66 60	90	H	Nebraska	60 56	103	A	Michigan St.	76 48
14	A	Indiana	71 69	34	H	Michigan	81 73	92	A	Minnesota	56 54	103	H	Michigan St.	85 55
15	H	Iowa	51 77	34	N	Michigan	59 67					125	H	Colgate	73 44
17	A	Ohio St.	69 55	46	H	Purdue	61 56					135	H	Valparaiso	69 48
18	H	DePaul	68 70	47	H	Rutgers	82 65					148	A	Wisconsin	82 66
23	A	Marquette	64 56									164	H	Dartmouth	79 37
												204	A	Illinois	77 50
												204	H	Illinois	75 58
												219	A	Penn St.	82 59
												219	H	Penn St.	85 59
												242	N	East Carolina	64 45
												269	N	Xavier	79 59
												279	H	Loyola Maryland	67 46
LAST 10 Division I															
				34	N	Michigan	59 67	90	H	Nebraska	60 56				
				204	H	Illinois	75 58	34	A	Michigan	66 60				
				17	A	Ohio St.	69 55	103	H	Michigan St.	85 55				
				148	A	Wisconsin	82 66	219	A	Penn St.	82 59				
				47	H	Rutgers	82 65	34	H	Michigan	81 73				

N
o
r
t
h
w
e
s
t
e
r
nN
o
r
t
h
w
e
s
t
e
r
n

Non-Div I Games:

Northwestern

■ Loss,
 ■ Non-Conf, S Site,
 ■ Home
 ■ Away
 N Neutral

KORONADO STATE				THROUGH GAMES OF MARCH 31, 1910						
Average RPI Win:	315	WON-LOST	WINNING	LAST 10	STRENGTH OF	OPP. STRENGTH	TEAM	ADJ.	CONF.	ADJ CONF.
Average RPI Loss:	186	RECORD	PCT. RANK	GAMES	SCHEDULE	OF SCHEDULE	RPI	RPI	RPI	RPI
DIV. I ONLY	5- 21	322	2-8	309	286	336	336	23	23	
DIV. I NON-CONF.	1- 5	313	0	223	263	321	321	24	24	
TOTALS	RPI 1-25	RPI 26-50	W-L RECORDS	RPI 51-100	RPI 101-150	RPI 150+				
5- 21	0- 0	0- 2	OVERALL	0- 4	0- 2	5- 13				
4- 8	0- 0	0- 0	HOME	0- 2	0- 1	4- 5				
1- 13	0- 0	0- 2	AWAY	0- 2	0- 1	1- 8				
0- 0	0- 0	0- 0	NEUTRAL	0- 0	0- 0	0- 0				
1- 5	0- 0	0- 2	NON-CONFERENCE	0- 0	0- 1	1- 2				
1- 1	0- 0	0- 0	HOME	0- 0	0- 0	1- 1				
0- 4	0- 0	0- 2	AWAY	0- 0	0- 1	0- 1				
0- 0	0- 0	0- 0	NEUTRAL	0- 0	0- 0	0- 0				
4- 16	0- 0	0- 0	CONFERENCE	0- 4	0- 1	4- 11				
3- 7	0- 0	0- 0	HOME	0- 2	0- 1	3- 4				
1- 9	0- 0	0- 0	AWAY	0- 2	0- 0	1- 7				
0- 0	0- 0	0- 0	NEUTRAL	0- 0	0- 0	0- 0				

RPI 1-25				RPI 26-50				RPI 51-100				RPI 101+ Team's RPI: 336			
RPI	S	Opponent	Score	RPI	S	Opponent	Score	RPI	S	Opponent	Score	RPI	S	Opponent	Score
				29	A	Arkansas	39 99	78	H	A&M-Corpus Christi	59 72	134	A	Texas Tech	49 79
				43	A	Texas	49 91	82	A	SFA	40 89	147	H	Sam Houston St.	69 79
								82	H	SFA	45 61	156	H	Jackson St.	49 66
								84	A	Abilene Christian	69 84	170	A	New Orleans	76 82
												170	H	New Orleans	63 77
												237	A	Central Ark.	62 80
												237	H	Central Ark.	44 51
												252	A	Southeastern La.	41 66
												252	H	Southeastern La.	56 72
												255	A	Nicholls St.	66 73
												255	H	Nicholls St.	58 54
												266	A	Lamar University	58 61
												267	A	Incarnate Word	39 76
												267	H	Incarnate Word	67 69
												315	A	Houston Baptist	54 46
												315	H	Houston Baptist	69 60
												344	H	Grambling	65 61
												347	A	McNeese	51 61
												347	H	McNeese	70 60
												348	A	La.-Monroe	54 63
LAST 10 Division I															
				237	A	Central Ark.	62 80	347	H	McNeese	70 60				
				170	A	New Orleans	76 82	267	A	Incarnate Word	39 76				
				252	A	Southeastern La.	41 66	315	A	Houston Baptist	54 46				
				82	H	SFA	45 61	84	A	Abilene Christian	69 84				
				255	A	Nicholls St.	66 73	237	H	Central Ark.	44 51				

Northwestern St.

Notre Dame

Through Games Of March 9, 2020

Average RPI Win:	138	WON-LOST	WINNING	LAST 10	STRENGTH OF	OPP. STRENGTH	TEAM	ADJ.	CONF.	ADJ CONF.
Average RPI Loss:	72	RECORD	PCT. RANK	GAMES	SCHEDULE	OF SCHEDULE	RPI	RPI	RPI	RPI
DIV. I ONLY	13- 18	225	6-4	32	30	123	123	5	5	
DIV. I NON-CONF.	5- 7	205	0	10	9	92	92	4	4	
TOTALS	RPI 1-25	RPI 26-50	W-L RECORDS	RPI 51-100	RPI 101-150	RPI 150+				
13- 18	0- 5	2- 3	OVERALL	4- 7	3- 1	4- 2				
6- 9	0- 3	0- 1	HOME	1- 3	2- 1	3- 1				
6- 6	0- 2	2- 1	AWAY	2- 3	1- 0	1- 0				
1- 3	0- 0	0- 1	NEUTRAL	1- 1	0- 0	0- 1				
5- 7	0- 2	1- 1	NON-CONFERENCE	2- 3	0- 1	2- 0				
2- 4	0- 1	0- 0	HOME	0- 2	0- 1	2- 0				
2- 1	0- 1	1- 0	AWAY	1- 0	0- 0	0- 0				
1- 2	0- 0	0- 1	NEUTRAL	1- 1	0- 0	0- 0				
8- 11	0- 3	1- 2	CONFERENCE	2- 4	3- 0	2- 2				
4- 5	0- 2	0- 1	HOME	1- 1	2- 0	1- 1				
4- 5	0- 1	1- 1	AWAY	1- 3	1- 0	1- 0				
0- 1	0- 0	0- 0	NEUTRAL	0- 0	0- 0	0- 1				

RPI	S	Opponent	Score	RPI	S	Opponent	Score	RPI	S	Opponent	Score	RPI	S	Opponent	Score	Team's RPI: 123
4	A	UConn	57 81	26	A	Duke	47 50	61	A	Boston College	55 56	103	H	Michigan St.	69 72	
7	A	Louisville	49 82	31	A	Florida St.	70 67	61	H	Boston College	65 75	117	A	Wake Forest	75 71	
7	H	Louisville	54 86	34	A	Michigan	76 72	64	H	Tennessee	63 74	120	H	Miami (FL)	76 53	
16	H	NC State	56 90	36	N	FGCU	60 69	68	N	South Fla.	67 51	150	H	North Carolina	83 65	
18	H	DePaul	94 105	41	H	Virginia Tech	62 68	72	N	South Dakota St.	59 65	162	H	Toledo	54 51	
								76	A	Virginia	60 90	221	H	Clemson	55 71	
								79	A	Georgia Tech	59 51	279	H	Loyola Maryland	84 60	
								88	A	Fordham	60 55	286	A	Pittsburgh	60 52	
								92	H	Minnesota	67 75	286	H	Pittsburgh	74 52	
								98	A	Syracuse	63 74	286	N	Pittsburgh	65 67	
								98	H	Syracuse	72 70					
LAST 10 Division I																
286	N	Pittsburgh	65 67	7	A	Louisville	49 82									
31	A	Florida St.	70 67	61	A	Boston College	55 56									
150	H	North Carolina	83 65	286	H	Pittsburgh	74 52									
98	H	Syracuse	72 70	117	A	Wake Forest	75 71									
41	H	Virginia Tech	62 68	79	A	Georgia Tech	59 51									

Non-Div I Games:

Notre Dame

Loss, Non-Conf, S Site, H Home A Away N Neutral

Average RPI Win:	278	WON-LOST	WINNING	LAST 10	STRENGTH OF	OPP. STRENGTH	TEAM	ADJ.	CONF.	ADJ CONF.
Average RPI Loss:	167	RECORD	PCT. RANK	GAMES	SCHEDULE	OF SCHEDULE	RPI	RPI	RPI	RPI
DIV. I ONLY	9- 19	278	3-7	282	236	287	287	22	22	
DIV. I NON-CONF.	3- 6	235	0	283	134	254	254	22	22	
TOTALS	RPI 1-25	RPI 26-50	W-L RECORDS	RPI 51-100	RPI 101-150	RPI 150+				
9- 19	0- 1	0- 2	OVERALL	0- 2	1- 2	8- 12				
4- 7	0- 1	0- 1	HOME	0- 1	1- 0	3- 4				
4- 12	0- 0	0- 1	AWAY	0- 1	0- 2	4- 8				
1- 0	0- 0	0- 0	NEUTRAL	0- 0	0- 0	1- 0				
3- 6	0- 1	0- 2	NON-CONFERENCE	0- 0	0- 1	3- 2				
0- 2	0- 1	0- 1	HOME	0- 0	0- 0	0- 0				
2- 4	0- 0	0- 1	AWAY	0- 0	0- 1	2- 2				
1- 0	0- 0	0- 0	NEUTRAL	0- 0	0- 0	1- 0				
6- 13	0- 0	0- 0	CONFERENCE	0- 2	1- 1	5- 10				
4- 5	0- 0	0- 0	HOME	0- 1	1- 0	3- 4				
2- 8	0- 0	0- 0	AWAY	0- 1	0- 1	2- 6				
0- 0	0- 0	0- 0	NEUTRAL	0- 0	0- 0	0- 0				

RPI 1-25				RPI 26-50				RPI 51-100				RPI 101+				Team's RPI: 287
RPI	S	Opponent	Score	RPI	S	Opponent	Score	RPI	S	Opponent	Score	RPI	S	Opponent	Score	
19	H	Central Mich.	47 65	34	A	Michigan	64 79	71	A	IUPUI	41 76	103	A	Michigan St.	56 76	
				50	H	Bradley	58 74	71	H	IUPUI	63 89	111	A	Green Bay	51 76	
												111	H	Green Bay	93 88	
												166	A	Wright St.	66 85	
												166	H	Wright St.	60 77	
												186	A	Northern Ky.	60 69	
												186	H	Northern Ky.	65 67	
												191	A	Cleveland St.	64 83	
												191	H	Cleveland St.	58 79	
												217	A	Milwaukee	67 74	
												217	A	Milwaukee	65 73	
												217	H	Milwaukee	78 62	
												248	N	Jacksonville St.	61 55	
												263	A	Youngstown St.	86 73	
												263	H	Youngstown St.	74 79	
												292	A	Niagara	63 77	
												298	A	St. Bonaventure	66 80	
												308	A	FIU	58 49	
												332	A	Detroit Mercy	71 57	
												332	H	Detroit Mercy	65 60	
LAST 10 Division I																
				217	A	Milwaukee	65 73					111	A	Green Bay	51 76	
				186	H	Northern Ky.	65 67					217	A	Milwaukee	67 74	
				166	H	Wright St.	60 77					71	H	IUPUI	63 89	
				263	A	Youngstown St.	86 73					341	H	UIC	63 46	
				191	A	Cleveland St.	64 83					332	H	Detroit Mercy	65 60	

Non-Div I Games: Lourdes 72 53 Concordia (MI) 76 42

Oakland

Loss, Non-Conf, S Site, H Home A Away N Neutral

Average RPI Win:	176	WON-LOST	WINNING	LAST 10	STRENGTH OF	OPP. STRENGTH	TEAM	ADJ.	CONF.	ADJ CONF.
Average RPI Loss:	99	RECORD	PCT. RANK	GAMES	SCHEDULE	OF SCHEDULE	RPI	RPI	RPI	RPI
DIV. I ONLY	18- 11	102	5-5	120	84	86	86	10	10	
DIV. I NON-CONF.	7- 4	100	0	140	29	73	73	10	10	
TOTALS	RPI 1-25	RPI 26-50	W-L RECORDS	RPI 51-100	RPI 101-150	RPI 150+				
18- 11	1- 3	0- 1	OVERALL	3- 3	1- 2	13- 2				
11- 2	0- 1	0- 0	HOME	3- 0	0- 1	8- 0				
6- 8	1- 2	0- 1	AWAY	0- 2	1- 1	4- 2				
1- 1	0- 0	0- 0	NEUTRAL	0- 1	0- 0	1- 0				
7- 4	1- 1	0- 1	NON-CONFERENCE	1- 2	0- 0	5- 0				
4- 0	0- 0	0- 0	HOME	1- 0	0- 0	3- 0				
2- 3	1- 1	0- 1	AWAY	0- 1	0- 0	1- 0				
1- 1	0- 0	0- 0	NEUTRAL	0- 1	0- 0	1- 0				
11- 7	0- 2	0- 0	CONFERENCE	2- 1	1- 2	8- 2				
7- 2	0- 1	0- 0	HOME	2- 0	0- 1	5- 0				
4- 5	0- 1	0- 0	AWAY	0- 1	1- 1	3- 2				
0- 0	0- 0	0- 0	NEUTRAL	0- 0	0- 0	0- 0				

RPI 1-25				RPI 26-50				RPI 51-100 Team's RPI: 86				RPI 101+			
RPI	S	Opponent	Score	RPI	S	Opponent	Score	RPI	S	Opponent	Score	RPI	S	Opponent	Score
17	A	Ohio St.	74 68	43	A	Texas	60 73	57	H	Ball St.	79 71	114	A	Buffalo	76 65
19	A	Central Mich.	90 92					71	H	IUPUI	70 64	114	H	Buffalo	62 63
19	H	Central Mich.	71 73					97	A	Kent St.	77 81	144	A	Western Mich.	72 73
20	A	TCU	72 79					97	H	Kent St.	63 57	162	H	Toledo	86 58
								98	A	Syracuse	54 66	176	A	Eastern Mich.	75 65
								99	N	Butler	55 60	182	A	Northern Ill.	85 79
												182	H	Northern Ill.	87 67
												184	A	Akron	76 79
												184	H	Akron	70 57
												203	H	American	81 69
												207	A	Chattanooga	70 58
												226	A	Miami (OH)	84 70
												226	H	Miami (OH)	92 78
												251	H	Marshall	67 51
												253	A	Bowling Green	68 82
												253	H	Bowling Green	79 69
												267	H	Incarnate Word	78 41
												286	N	Pittsburgh	72 50
LAST 10 Division I															
226	H	Miami (OH)	92 78	162	H	Toledo	86 58								
97	A	Kent St.	77 81	226	A	Miami (OH)	84 70								
114	H	Buffalo	62 63	97	H	Kent St.	63 57								
253	A	Bowling Green	68 82	176	A	Eastern Mich.	75 65								
184	A	Akron	76 79	19	A	Central Mich.	90 92								

Non-Div I Games:

Ohio

Average RPI Win:	105	WON-LOST	WINNING	LAST 10	STRENGTH OF	OPP. STRENGTH	TEAM	ADJ.	CONF.	ADJ CONF.
Average RPI Loss:	30	RECORD	PCT. RANK	GAMES	SCHEDULE	OF SCHEDULE	RPI	RPI	RPI	RPI
DIV. I ONLY	21- 12	87	7-3	1	9	17	17	2	2	
DIV. I NON-CONF.	7- 4	100	0	3	44	14	14	2	2	
TOTALS	RPI 1-25	RPI 26-50	W-L RECORDS	RPI 51-100	RPI 101-150	RPI 150+				
21- 12	3- 7	3- 3	OVERALL	8- 1	2- 1	5- 0				
8- 5	1- 3	1- 1	HOME	2- 1	1- 0	3- 0				
8- 5	1- 3	1- 1	AWAY	4- 0	0- 1	2- 0				
5- 2	1- 1	1- 1	NEUTRAL	2- 0	1- 0	0- 0				
7- 4	1- 2	0- 1	NON-CONFERENCE	3- 1	1- 0	2- 0				
2- 2	1- 1	0- 0	HOME	0- 1	0- 0	1- 0				
3- 1	0- 1	0- 0	AWAY	2- 0	0- 0	1- 0				
2- 1	0- 0	0- 1	NEUTRAL	1- 0	1- 0	0- 0				
14- 8	2- 5	3- 2	CONFERENCE	5- 0	1- 1	3- 0				
6- 3	0- 2	1- 1	HOME	2- 0	1- 0	2- 0				
5- 4	1- 2	1- 1	AWAY	2- 0	0- 1	1- 0				
3- 1	1- 1	1- 0	NEUTRAL	1- 0	0- 0	0- 0				

RPI	S	Opponent	Score	RPI	S	Opponent	Score	RPI	S	Opponent	Score	RPI	S	Opponent	Score
3	A	Maryland	62 72	32	N	South Dakota	53 68	59	A	Cincinnati	78 73	103	A	Michigan St.	65 68
3	H	Maryland	65 85	34	H	Michigan	78 69	66	N	UNI	64 46	135	N	Valparaiso	89 38
3	N	Maryland	65 82	34	N	Michigan	66 60	86	H	Ohio	68 74	148	H	Wisconsin	82 74
4	H	UConn	62 73	46	A	Purdue	77 56	90	A	Nebraska	80 74	169	H	Radford	70 57
6	A	Stanford	52 71	46	H	Purdue	50 66	90	H	Nebraska	65 52	204	A	Illinois	78 58
7	H	Louisville	67 60	47	A	Rutgers	57 59	92	A	Minnesota	66 63	204	H	Illinois	77 47
11	H	Northwestern	55 69					92	H	Minnesota	99 76	219	H	Penn St.	80 70
14	A	Indiana	80 76					92	N	Minnesota	77 56	307	A	Sacramento St.	104 74
15	A	Iowa	68 77					97	A	Kent St.	75 65				
15	N	Iowa	87 66												
LAST 10 Division I															
3	N	Maryland	65 82	11	H	Northwestern	55 69								
34	N	Michigan	66 60	47	A	Rutgers	57 59								
15	N	Iowa	87 66	90	H	Nebraska	65 52								
92	N	Minnesota	77 56	14	A	Indiana	80 76								
46	A	Purdue	77 56	92	H	Minnesota	99 76								

Non-Div I Games:

Ohio St.

■ Loss,
■ Non-Conf, S Site,
■ Home
■ Away
N Neutral

Average RPI Win:	97	WON-LOST	WINNING	LAST 10	STRENGTH OF	OPP. STRENGTH	TEAM	ADJ.	CONF.	ADJ CONF.
Average RPI Loss:	68	RECORD	PCT. RANK	GAMES	SCHEDULE	OF SCHEDULE	RPI	RPI	RPI	RPI
DIV. I ONLY	12- 18	235	2-8	2	41	91	91	3	3	
DIV. I NON-CONF.	7- 5	131	0	4	90	46	46	3	3	
<hr/>										
TOTALS	RPI 1-25	RPI 26-50	W-L RECORDS	RPI 51-100	RPI 101-150	RPI 150+				
12- 18	1- 6	2- 4	OVERALL	5- 3	3- 3	1- 2				
9- 8	1- 3	2- 1	HOME	3- 2	2- 2	1- 0				
3- 9	0- 2	0- 3	AWAY	2- 1	1- 1	0- 2				
0- 1	0- 1	0- 0	NEUTRAL	0- 0	0- 0	0- 0				
7- 5	1- 2	1- 1	NON-CONFERENCE	2- 0	2- 0	1- 2				
7- 1	1- 1	1- 0	HOME	2- 0	2- 0	1- 0				
0- 3	0- 0	0- 1	AWAY	0- 0	0- 0	0- 2				
0- 1	0- 1	0- 0	NEUTRAL	0- 0	0- 0	0- 0				
5- 13	0- 4	1- 3	CONFERENCE	3- 3	1- 3	0- 0				
2- 7	0- 2	1- 1	HOME	1- 2	0- 2	0- 0				
3- 6	0- 2	0- 2	AWAY	2- 1	1- 1	0- 0				
0- 0	0- 0	0- 0	NEUTRAL	0- 0	0- 0	0- 0				

RPI 1-25				RPI 26-50				RPI 51-100				RPI 101+			
RPI	S	Opponent	Score	RPI	S	Opponent	Score	RPI	S	Opponent	Score	RPI	S	Opponent	Score
4	N	UConn	53 97	28	A	Western Ky.	63 74	69	A	Oklahoma St.	77 75	101	H	UAB	82 75
5	A	Baylor	69 101	35	H	LSU	90 68	69	H	Oklahoma St.	69 73	131	A	Kansas	94 82
5	H	Baylor	56 77	40	A	Iowa St.	59 63	70	A	West Virginia	73 49	131	H	Kansas	80 83
8	H	Missouri St.	90 96	40	H	Iowa St.	81 72	70	H	West Virginia	68 58	134	A	Texas Tech	84 89
20	A	TCU	71 96	43	A	Texas	76 86	77	A	Kansas St.	74 92	134	H	Texas Tech	94 106
20	H	TCU	63 82	43	H	Texas	53 70	77	H	Kansas St.	85 87	147	H	Sam Houston St.	95 71
25	H	Drake	93 84					82	H	SFA	75 62	167	A	Wichita St.	83 88
								84	H	Abilene Christian	78 65	215	A	Houston	69 85
												304	H	Prairie View	94 48
<hr/>															
LAST 10 Division I															
134	H	Texas Tech	94 106	77	H	Kansas St.	85 87								
20	A	TCU	71 96	69	H	Oklahoma St.	69 73								
43	A	Texas	76 86	40	A	Iowa St.	59 63								
131	H	Kansas	80 83	70	H	West Virginia	68 58								
5	A	Baylor	69 101	131	A	Kansas	94 82								

Non-Div I Games:

Oklahoma

■ Loss,
■ Non-Conf, S Site,
■ Home
■ Away
N Neutral

Average RPI Win: 140		WON-LOST	WINNING	LAST 10	STRENGTH OF	OPP. STRENGTH	TEAM	ADJ.	CONF.	ADJ CONF.
Average RPI Loss: 45		RECORD	PCT. RANK	GAMES	SCHEDULE	OF SCHEDULE	RPI	RPI	RPI	RPI
DIV. I ONLY		15- 15	173	3-7	10	38	69	69	3	3
DIV. I NON-CONF.		9- 3	63	0	15	104	24	24	3	3
TOTALS		RPI 1-25	RPI 26-50		W-L RECORDS		RPI 51-100	RPI 101-150	RPI 150+	
15- 15	0- 7	0- 4		OVERALL		5- 2	5- 2	5- 0		
10- 6	0- 2	0- 2		HOME		2- 2	4- 0	4- 0		
4- 7	0- 3	0- 2		AWAY		3- 0	0- 2	1- 0		
1- 2	0- 2	0- 0		NEUTRAL		0- 0	1- 0	0- 0		
9- 3	0- 3	0- 0		NON-CONFERENCE		1- 0	3- 0	5- 0		
7- 0	0- 0	0- 0		HOME		1- 0	2- 0	4- 0		
1- 1	0- 1	0- 0		AWAY		0- 0	0- 0	1- 0		
1- 2	0- 2	0- 0		NEUTRAL		0- 0	1- 0	0- 0		
6- 12	0- 4	0- 4		CONFERENCE		4- 2	2- 2	0- 0		
3- 6	0- 2	0- 2		HOME		1- 2	2- 0	0- 0		
3- 6	0- 2	0- 2		AWAY		3- 0	0- 2	0- 0		
0- 0	0- 0	0- 0		NEUTRAL		0- 0	0- 0	0- 0		

RPI 1-25				RPI 26-50				RPI 51-100				RPI 101+			
RPI	S	Opponent	Score	RPI	S	Opponent	Score	RPI	S	Opponent	Score	RPI	S	Opponent	Score
2	N	Oregon	72 89	40	A	Iowa St.	63 74	54	H	Rice	69 38	102	N	UT Arlington	60 47
5	A	Baylor	48 94	40	H	Iowa St.	63 64	70	A	West Virginia	57 55	108	H	Idaho	62 47
5	H	Baylor	42 69	43	A	Texas	52 63	70	H	West Virginia	60 57	130	H	Duquesne	84 41
7	N	Louisville	48 69	43	H	Texas	56 61	77	A	Kansas St.	70 63	131	A	Kansas	69 77
20	A	TCU	37 49					77	H	Kansas St.	52 62	131	H	Kansas	67 49
20	H	TCU	68 72					91	A	Oklahoma	73 69	134	A	Texas Tech	79 109
22	A	Texas A&M	62 74					91	H	Oklahoma	75 77	134	H	Texas Tech	74 58
												178	H	Idaho St.	70 52
												198	H	Oral Roberts	78 44
												231	H	Southern U.	72 59
												261	A	Tulsa	78 48
												266	H	Lamar University	74 53
EAST 10 Division I															
				43	A	Texas	52 63	5	H	Baylor	42 69				
				77	H	Kansas St.	52 62	91	A	Oklahoma	73 69				
				131	A	Kansas	69 77	70	H	West Virginia	60 57				
				134	H	Texas Tech	74 58	40	A	Iowa St.	63 74				
				20	A	TCU	37 49	134	A	Texas Tech	79 109				

Non-Div I Games:

Oklahoma St.

Loss, Non-Conf, S Site, H Home A Away N Neutral

Old Dominion

Through Games Of March 9, 2020

Average RPI Win:	185	WON-LOST	WINNING	LAST 10	STRENGTH OF	OPP. STRENGTH	TEAM	ADJ.	CONF.	ADJ CONF.
Average RPI Loss:	80	RECORD	PCT. RANK	GAMES	SCHEDULE	OF SCHEDULE	RPI	RPI	RPI	RPI
DIV. I ONLY	24- 6	25	7-3	96	147	33	33	13	13	
DIV. I NON-CONF.	10- 2	29	0	121	181	32	32	16	16	
TOTALS	RPI 1-25	RPI 26-50	W-L RECORDS	RPI 51-100	RPI 101-150	RPI 150+				
24- 6	0- 0	2- 0	OVERALL	2- 4	6- 2	14- 0				
14- 1	0- 0	1- 0	HOME	2- 0	3- 1	8- 0				
9- 5	0- 0	1- 0	AWAY	0- 4	2- 1	6- 0				
1- 0	0- 0	0- 0	NEUTRAL	0- 0	1- 0	0- 0				
10- 2	0- 0	0- 0	NON-CONFERENCE	0- 2	6- 0	4- 0				
6- 0	0- 0	0- 0	HOME	0- 0	3- 0	3- 0				
3- 2	0- 0	0- 0	AWAY	0- 2	2- 0	1- 0				
1- 0	0- 0	0- 0	NEUTRAL	0- 0	1- 0	0- 0				
14- 4	0- 0	2- 0	CONFERENCE	2- 2	0- 2	10- 0				
8- 1	0- 0	1- 0	HOME	2- 0	0- 1	5- 0				
6- 3	0- 0	1- 0	AWAY	0- 2	0- 1	5- 0				
0- 0	0- 0	0- 0	NEUTRAL	0- 0	0- 0	0- 0				

RPI S	Opponent	Score	RPI S	Opponent	Score	Team's RPI: 33	RPI S	Opponent	Score	RPI S	Opponent	Score
			28	H Western Ky.	76 65		54	A Rice	70 73	101	A UAB	65 76
			45	A Middle Tenn.	67 56		54	H Rice	66 59	101	H UAB	61 64
							60	A Charlotte	59 63	104	A William & Mary	69 58
							60	H Charlotte	54 51	108	N Idaho	67 55
							76	A Virginia	53 56	115	A Auburn	89 77
							89	A VCU	49 62	127	H Richmond	73 51
										132	H Campbell	59 44
										138	H Hampton	75 38
										154	H Mt. St. Mary's	85 34
										201	A Fla. Atlantic	75 63
										201	H Fla. Atlantic	60 49
										205	H Southern Miss.	67 50
										220	A UTEP	77 69
										235	H North Texas	71 66
										251	A Marshall	64 54
										251	H Marshall	57 46
										264	H Louisiana Tech	77 61
										282	H Winthrop	68 44
										308	A FIU	66 39
										309	A Cal Poly	61 55
										318	H UMES	48 39
										321	A UTSA	62 43
LAST 10 Division I												
			54	A Rice	70 73		235	H North Texas	71 66			
			101	H UAB	61 64		54	H Rice	66 59			
			201	H Fla. Atlantic	60 49		220	A UTEP	77 69			
			251	A Marshall	64 54		321	A UTSA	62 43			
			60	A Charlotte	59 63		264	H Louisiana Tech	77 61			

Non-Div I Games:

Old Dominion

Loss, Non-Conf, S Site, H Home A Away N Neutral

Average RPI Win:	292	WON-LOST	WINNING	LAST 10	STRENGTH OF	OPP. STRENGTH	TEAM	ADJ.	CONF.	ADJ CONF.
Average RPI Loss:	103	RECORD	PCT. RANK	GAMES	SCHEDULE	OF SCHEDULE	RPI	RPI	RPI	RPI
DIV. I ONLY	7- 23	309	0-10	145	89	299	299	4	4	
DIV. I NON-CONF.	7- 6	161	0	307	350	292	292	5	5	
TOTALS	RPI 1-25	RPI 26-50	W-L RECORDS	RPI 51-100	RPI 101-150	RPI 150+				
7- 23	0- 5	0- 2	OVERALL	0- 5	1- 4	6- 7				
6- 11	0- 3	0- 1	HOME	0- 4	1- 0	5- 3				
0- 10	0- 2	0- 1	AWAY	0- 1	0- 4	0- 2				
1- 2	0- 0	0- 0	NEUTRAL	0- 0	0- 0	1- 2				
7- 6	0- 0	0- 0	NON-CONFERENCE	0- 1	1- 1	6- 4				
6- 3	0- 0	0- 0	HOME	0- 1	1- 0	5- 2				
0- 2	0- 0	0- 0	AWAY	0- 0	0- 1	0- 1				
1- 1	0- 0	0- 0	NEUTRAL	0- 0	0- 0	1- 1				
0- 17	0- 5	0- 2	CONFERENCE	0- 4	0- 3	0- 3				
0- 8	0- 3	0- 1	HOME	0- 3	0- 0	0- 1				
0- 8	0- 2	0- 1	AWAY	0- 1	0- 3	0- 1				
0- 1	0- 0	0- 0	NEUTRAL	0- 0	0- 0	0- 1				

RPI 1-25				RPI 26-50				RPI 51-100				RPI 101+ Team's RPI: 299			
RPI	S	Opponent	Score	RPI	S	Opponent	Score	RPI	S	Opponent	Score	RPI	S	Opponent	Score
1	H	South Carolina	32 87	29	H	Arkansas	64 108	64	A	Tennessee	66 77	115	A	Auburn	43 59
10	A	Mississippi St.	39 80	35	A	LSU	44 52	64	H	Tennessee	28 84	128	A	Vanderbilt	47 63
10	H	Mississippi St.	59 84					65	H	Georgia	51 58	134	A	Texas Tech	48 84
22	A	Texas A&M	35 79					73	H	Alabama	56 57	139	A	Florida	72 74
24	H	Kentucky	52 94					87	H	Southeast Mo. St.	53 70	147	H	Sam Houston St.	75 69
												170	H	New Orleans	64 69
												175	A	Missouri	67 82
												175	H	Missouri	57 71
												175	N	Missouri	53 64
												189	H	Louisiana	42 53
												205	A	Southern Miss.	53 59
												264	H	Louisiana Tech	76 53
												286	N	Pittsburgh	50 58
												289	H	Ga. Southern	69 66
												322	N	Alcorn	73 55
												325	H	Alabama St.	93 66
												348	H	La.-Monroe	66 42
												351	H	Mississippi Val.	72 53
LAST 10 Division I															
175	N	Missouri	53 64	29	H	Arkansas	64 108								
10	H	Mississippi St.	59 84	139	A	Florida	72 74								
64	A	Tennessee	66 77	128	A	Vanderbilt	47 63								
175	A	Missouri	67 82	73	H	Alabama	56 57								
24	H	Kentucky	52 94	1	H	South Carolina	32 87								

Non-Div I Games:

Ole Miss

■ Loss,
 ■ Non-Conf,
 ■ S Site,
 ■ H Home
 ■ A Away
 N Neutral

Average RPI Win:	264	WON-LOST	WINNING	LAST 10	STRENGTH OF	OPP. STRENGTH	TEAM	ADJ.	CONF.	ADJ CONF.
Average RPI Loss:	158	RECORD	PCT. RANK	GAMES	SCHEDULE	OF SCHEDULE	RPI	RPI	RPI	RPI
DIV. I ONLY	5- 23	323	1-9	137	255	310	310	19	19	
DIV. I NON-CONF.	3- 8	268	0	99	318	258	258	18	18	
TOTALS	RPI 1-25	RPI 26-50	W-L RECORDS	RPI 51-100	RPI 101-150	RPI 150+				
5- 23	0- 0	0- 3	OVERALL	0- 6	0- 1	5- 13				
3- 10	0- 0	0- 1	HOME	0- 3	0- 0	3- 6				
1- 11	0- 0	0- 1	AWAY	0- 2	0- 1	1- 7				
1- 2	0- 0	0- 1	NEUTRAL	0- 1	0- 0	1- 0				
3- 8	0- 0	0- 0	NON-CONFERENCE	0- 4	0- 1	3- 3				
2- 3	0- 0	0- 0	HOME	0- 2	0- 0	2- 1				
0- 4	0- 0	0- 0	AWAY	0- 1	0- 1	0- 2				
1- 1	0- 0	0- 0	NEUTRAL	0- 1	0- 0	1- 0				
2- 15	0- 0	0- 3	CONFERENCE	0- 2	0- 0	2- 10				
1- 7	0- 0	0- 1	HOME	0- 1	0- 0	1- 5				
1- 7	0- 0	0- 1	AWAY	0- 1	0- 0	1- 5				
0- 1	0- 0	0- 1	NEUTRAL	0- 0	0- 0	0- 0				

RPI 1-25				RPI 26-50				RPI 51-100				RPI 101+				Team's RPI: 310
RPI	S	Opponent	Score	RPI	S	Opponent	Score	RPI	S	Opponent	Score	RPI	S	Opponent	Score	
				32	A	South Dakota	44 77	51	H	Creighton	54 67	131	A	Kansas	48 63	
				32	H	South Dakota	39 71	66	H	UNI	45 81	186	A	Northern Ky.	40 57	
				32	N	South Dakota	40 99	72	A	South Dakota St.	59 69	191	H	Cleveland St.	66 79	
								72	H	South Dakota St.	51 68	198	A	Oral Roberts	57 84	
								77	A	Kansas St.	48 73	198	H	Oral Roberts	60 54	
								89	N	VCU	66 74	199	H	UMKC	57 53	
												200	A	Eastern Ill.	52 65	
												213	A	Western Ill.	66 79	
												213	H	Western Ill.	69 83	
												216	A	North Dakota	57 63	
												216	H	North Dakota	67 71	
												232	H	Morgan St.	70 64	
												241	A	Denver	60 66	
												241	H	Denver	80 86	
												257	A	North Dakota St.	64 67	
												257	H	North Dakota St.	65 74	
												340	A	Purdue Fort Wayne	65 51	
												340	H	Purdue Fort Wayne	57 58	
												351	N	Mississippi Val.	78 70	
LAST 10 Division I																
				32	N	South Dakota	40 99	241	H	Denver	80 86					
				257	A	North Dakota St.	64 67	198	A	Oral Roberts	57 84					
				216	H	North Dakota	67 71	72	A	South Dakota St.	59 69					
				340	A	Purdue Fort Wayne	65 51	257	H	North Dakota St.	65 74					
				213	A	Western Ill.	66 79	32	H	South Dakota	39 71					

Non-Div I Games: Peru St. 92 58 Graceland (IA) 85 46

Omaha

Loss, Non-Conf, S Site, H Home A Away N Neutral

Oral Roberts

Through Games Of March 9, 2020

Average RPI Win:	244	WON-LOST	WINNING	LAST 10	STRENGTH OF	OPP. STRENGTH	TEAM	ADJ.	CONF.	ADJ CONF.
Average RPI Loss:	133	RECORD	PCT. RANK	GAMES	SCHEDULE	OF SCHEDULE	RPI	RPI	RPI	RPI
DIV. I ONLY	13- 16	202	6-4	190	166	198	198	19	19	
DIV. I NON-CONF.	3- 8	268	0	192	64	270	270	18	18	
TOTALS	RPI 1-25	RPI 26-50	W-L RECORDS	RPI 51-100	RPI 101-150	RPI 150+				
13- 16	0- 0	0- 4	OVERALL	0- 5	1- 1	12- 6				
9- 3	0- 0	0- 1	HOME	0- 1	1- 0	8- 1				
3- 12	0- 0	0- 2	AWAY	0- 4	0- 1	3- 5				
1- 1	0- 0	0- 1	NEUTRAL	0- 0	0- 0	1- 0				
3- 8	0- 0	0- 1	NON-CONFERENCE	0- 3	1- 1	2- 3				
3- 1	0- 0	0- 0	HOME	0- 0	1- 0	2- 1				
0- 7	0- 0	0- 1	AWAY	0- 3	0- 1	0- 2				
0- 0	0- 0	0- 0	NEUTRAL	0- 0	0- 0	0- 0				
10- 8	0- 0	0- 3	CONFERENCE	0- 2	0- 0	10- 3				
6- 2	0- 0	0- 1	HOME	0- 1	0- 0	6- 0				
3- 5	0- 0	0- 1	AWAY	0- 1	0- 0	3- 3				
1- 1	0- 0	0- 1	NEUTRAL	0- 0	0- 0	1- 0				

RPI S	Opponent	Score	RPI S	Opponent	Score	RPI S	Opponent	Score	RPI S	Opponent	Score	Team's RPI: 198
29	A Arkansas	64 96	32	A South Dakota	56 79	69	A Oklahoma St.	44 78	106	A Utah	58 78	
32	H South Dakota	73 77	32	H South Dakota	73 77	72	A South Dakota St.	44 58	147	H Sam Houston St.	64 41	
32	N South Dakota	43 65	32	N South Dakota	43 65	72	H South Dakota St.	61 76	167	H Wichita St.	79 66	
						77	A Kansas St.	69 109	179	A Southern Utah	58 72	
						90	A Nebraska	67 77	213	A Western Ill.	61 75	
									213	H Western Ill.	71 60	
									213	N Western Ill.	74 66	
									216	A North Dakota	86 72	
									216	H North Dakota	75 52	
									241	A Denver	79 91	
									241	H Denver	84 72	
									249	H Texas St.	63 57	
									257	A North Dakota St.	80 76	
									257	H North Dakota St.	70 62	
									261	A Tulsa	65 67	
									310	A Omaha	54 60	
									310	H Omaha	84 57	
									315	H Houston Baptist	73 74	
									340	A Purdue Fort Wayne	79 73	
									340	H Purdue Fort Wayne	96 59	
LAST 10 Division I												
32	N South Dakota	43 65	32	H South Dakota	73 77							
213	N Western Ill.	74 66	310	H Omaha	84 57							
340	H Purdue Fort Wayne	96 59	257	A North Dakota St.	80 76							
213	H Western Ill.	71 60	216	A North Dakota	86 72							
241	A Denver	79 91	72	H South Dakota St.	61 76							

Non-Div I Games: Rogers St. 80 40 Cent. Christian (KS114 60

Oral Roberts

Loss, Non-Conf, S Site, H Home A Away N Neutral

Average RPI Win:	92	WON-LOST	WINNING	LAST 10	STRENGTH OF	OPP. STRENGTH	TEAM	ADJ.	CONF.	ADJ CONF.
Average RPI Loss:	25	RECORD	PCT. RANK	GAMES	SCHEDULE	OF SCHEDULE	RPI	RPI	RPI	RPI
DIV. I ONLY	31- 2	3	10-0	5	7	2	2	1	1	
DIV. I NON-CONF.	11- 1	13	0	51	32	9	9	1	1	
TOTALS	RPI 1-25	RPI 26-50	W-L RECORDS	RPI 51-100	RPI 101-150	RPI 150+				
31- 2	7- 1	4- 1	OVERALL	7- 0	10- 0	3- 0				
15- 0	2- 0	2- 0	HOME	3- 0	6- 0	2- 0				
11- 1	4- 0	1- 1	AWAY	3- 0	2- 0	1- 0				
5- 1	1- 1	1- 0	NEUTRAL	1- 0	2- 0	0- 0				
11- 1	1- 1	0- 0	NON-CONFERENCE	4- 0	3- 0	3- 0				
6- 0	0- 0	0- 0	HOME	2- 0	2- 0	2- 0				
3- 0	1- 0	0- 0	AWAY	1- 0	0- 0	1- 0				
2- 1	0- 1	0- 0	NEUTRAL	1- 0	1- 0	0- 0				
20- 1	6- 0	4- 1	CONFERENCE	3- 0	7- 0	0- 0				
9- 0	2- 0	2- 0	HOME	1- 0	4- 0	0- 0				
8- 1	3- 0	1- 1	AWAY	2- 0	2- 0	0- 0				
3- 0	1- 0	1- 0	NEUTRAL	0- 0	1- 0	0- 0				

RPI	S	Opponent	Score	RPI	S	Opponent	Score	RPI	S	Opponent	Score	RPI	S	Opponent	Score
4	A	UConn	74 56	27	A	Arizona	71 64	69	N	Oklahoma St.	89 72	102	N	UT Arlington	91 54
6	A	Stanford	74 66	27	H	Arizona	85 52	72	H	South Dakota St.	95 56	106	A	Utah	90 63
6	H	Stanford	87 55	27	N	Arizona	88 70	77	H	Kansas St.	89 51	106	H	Utah	88 51
6	N	Stanford	89 56	42	A	Arizona St.	66 72	81	A	Southern California	93 67	106	N	Utah	79 59
7	N	Louisville	62 72	42	H	Arizona St.	79 48	94	A	Colorado	101 53	113	H	Washington St.	88 57
13	A	UCLA	80 66					94	H	Colorado	104 46	124	A	California	93 61
21	A	Oregon St.	66 57					98	A	Syracuse	81 64	124	H	California	105 55
21	H	Oregon St.	76 64									133	H	Texas Southern	99 63
												141	H	Washington	92 56
												145	H	Northeastern	89 47
												274	A	Long Beach St.	81 45
												280	H	Utah St.	109 52
												311	H	UC Riverside	84 41
LAST 10 Division I															
6	N	Stanford	89 56	6	A	Stanford	74 66								
27	N	Arizona	88 70	124	A	California	93 61								
106	N	Utah	79 59	81	A	Southern California	93 67								
141	H	Washington	92 56	13	A	UCLA	80 66								
113	H	Washington St.	88 57	42	H	Arizona St.	79 48								

Non-Div I Games:

Oregon

■ Loss,
■ Non-Conf,
■ S Site,
■ H Home
■ A Away
N Neutral

Oregon St.

Through Games Of March 9, 2020

Average RPI Win:	126	WON-LOST	WINNING	LAST 10	STRENGTH OF	OPP. STRENGTH	TEAM	ADJ.	CONF.	ADJ CONF.
Average RPI Loss:	21	RECORD	PCT. RANK	GAMES	SCHEDULE	OF SCHEDULE	RPI	RPI	RPI	RPI
DIV. I ONLY	23- 9	53	5-5	13	19	21	21	1	1	
DIV. I NON-CONF.	12- 0	1	0	46	151	5	5	1	1	
TOTALS	RPI 1-25	RPI 26-50	W-L RECORDS	RPI 51-100	RPI 101-150	RPI 150+				
23- 9	2- 6	2- 2	OVERALL	4- 1	9- 0	6- 0				
14- 3	2- 2	1- 1	HOME	1- 0	5- 0	5- 0				
5- 5	0- 3	1- 1	AWAY	1- 1	3- 0	0- 0				
4- 1	0- 1	0- 0	NEUTRAL	2- 0	1- 0	1- 0				
12- 0	2- 0	0- 0	NON-CONFERENCE	2- 0	2- 0	6- 0				
8- 0	2- 0	0- 0	HOME	0- 0	1- 0	5- 0				
1- 0	0- 0	0- 0	AWAY	0- 0	1- 0	0- 0				
3- 0	0- 0	0- 0	NEUTRAL	2- 0	0- 0	1- 0				
11- 9	0- 6	2- 2	CONFERENCE	2- 1	7- 0	0- 0				
6- 3	0- 2	1- 1	HOME	1- 0	4- 0	0- 0				
4- 5	0- 3	1- 1	AWAY	1- 1	2- 0	0- 0				
1- 1	0- 1	0- 0	NEUTRAL	0- 0	1- 0	0- 0				

RPI	S	Opponent	Score
2	A	Oregon	64 76
2	H	Oregon	57 66
6	A	Stanford	60 63
6	H	Stanford	58 61
6	N	Stanford	57 68
8	H	Missouri St.	80 69
13	A	UCLA	74 83
18	H	DePaul	98 77

RPI	S	Opponent	Score
27	A	Arizona	63 61
27	H	Arizona	58 65
42	A	Arizona St.	47 55
42	H	Arizona St.	64 62

RPI	S	Opponent	Score
81	A	Southern California	66 72
93	N	BYU	65 34
94	A	Colorado	79 52
94	H	Colorado	72 60
100	N	Liberty	68 55

RPI	S	Opponent	Score
106	A	Utah	77 65
106	H	Utah	77 48
113	H	Washington St.	73 58
113	N	Washington St.	82 55
120	A	Miami (FL)	75 53
124	A	California	76 63
124	H	California	81 44
136	H	Pacific	69 57
141	H	Washington	75 61
174	N	Northern Ariz.	91 57
179	H	Southern Utah	95 45
210	H	Hawaii	64 32
240	H	CSU Bakersfield	69 50
256	H	UC Irvine	86 57
280	H	Utah St.	75 46

LAST 10 Division I

6	N	Stanford	57 68	6	A	Stanford	60 63
113	N	Washington St.	82 55	13	A	UCLA	74 83
113	H	Washington St.	73 58	81	A	Southern California	66 72
141	H	Washington	75 61	27	H	Arizona	58 65
124	A	California	76 63	42	H	Arizona St.	64 62

Non-Div I Games:

Oregon St.

■ Loss,
 ■ Non-Conf, S Site,
 ■ Home
 ■ Away
 N Neutral

Pacific

Through Games Of March 9, 2020

Average RPI Win:	213	WON-LOST	WINNING	LAST 10	STRENGTH OF	OPP. STRENGTH	TEAM	ADJ.	CONF.	ADJ CONF.
Average RPI Loss:	111	RECORD	PCT. RANK	GAMES	SCHEDULE	OF SCHEDULE	RPI	RPI	RPI	RPI
DIV. I ONLY	17- 14	148	5-5	142	119	136	136	11	11	
DIV. I NON-CONF.	7- 4	100	0	190	186	101	101	11	11	
TOTALS	RPI 1-25	RPI 26-50	W-L RECORDS	RPI 51-100	RPI 101-150	RPI 150+				
17- 14	0- 4	1- 0	OVERALL	0- 2	2- 3	14- 5				
9- 4	0- 1	0- 0	HOME	0- 1	1- 1	8- 1				
6- 8	0- 3	1- 0	AWAY	0- 1	1- 1	4- 3				
2- 2	0- 0	0- 0	NEUTRAL	0- 0	0- 1	2- 1				
7- 4	0- 2	1- 0	NON-CONFERENCE	0- 0	0- 0	6- 2				
4- 0	0- 0	0- 0	HOME	0- 0	0- 0	4- 0				
2- 3	0- 2	1- 0	AWAY	0- 0	0- 0	1- 1				
1- 1	0- 0	0- 0	NEUTRAL	0- 0	0- 0	1- 1				
10- 10	0- 2	0- 0	CONFERENCE	0- 2	2- 3	8- 3				
5- 4	0- 1	0- 0	HOME	0- 1	1- 1	4- 1				
4- 5	0- 1	0- 0	AWAY	0- 1	1- 1	3- 2				
1- 1	0- 0	0- 0	NEUTRAL	0- 0	0- 1	1- 0				

RPI 1-25				RPI 26-50				RPI 51-100				RPI 101+ Team's RPI: 136			
RPI	S	Opponent	Score	RPI	S	Opponent	Score	RPI	S	Opponent	Score	RPI	S	Opponent	Score
12	A	Gonzaga	67 68	38	A	Drexel	58 51	93	A	BYU	54 65	105	A	San Diego	61 66
12	H	Gonzaga	65 83					93	H	BYU	66 76	105	H	San Diego	64 66
13	A	UCLA	57 68									109	A	Portland	77 73
21	A	Oregon St.	57 69									109	H	Portland	77 70
												109	N	Portland	69 76
												162	N	Toledo	65 66
												181	A	Pepperdine	54 59
												181	H	Pepperdine	64 63
												190	A	Santa Clara	65 75
												190	H	Santa Clara	71 69
												190	N	Santa Clara	67 49
												199	H	UMKC	89 60
												202	A	Saint Mary's (CA)	68 66
												202	H	Saint Mary's (CA)	65 53
												214	A	San Francisco	84 61
												214	H	San Francisco	61 67
												228	H	SMU	77 49
												240	A	CSU Bakersfield	70 80
												245	A	UC Santa Barbara	63 53
												275	H	Indiana St.	83 66
												296	A	LMU (CA)	87 70
												296	H	LMU (CA)	76 67
												319	N	St. Francis Brooklyn	71 62
												327	H	Weber St.	76 53
LAST 10 Division I															
				109	N	Portland	69 76	93	A	BYU	54 65				
				190	N	Santa Clara	67 49	105	A	San Diego	61 66				
				190	H	Santa Clara	71 69	109	H	Portland	77 70				
				214	H	San Francisco	61 67	12	H	Gonzaga	65 83				
				202	H	Saint Mary's (CA)	65 53	296	A	LMU (CA)	87 70				

Non-Div I Games:

Pacific

■ Loss,
■ Non-Conf,
■ S Site,
■ Home
■ A Away
N Neutral

Average RPI Win:	194	WON-LOST	WINNING	LAST 10	STRENGTH OF	OPP. STRENGTH	TEAM	ADJ.	CONF.	ADJ CONF.
Average RPI Loss:	60	RECORD	PCT. RANK	GAMES	SCHEDULE	OF SCHEDULE	RPI	RPI	RPI	RPI
DIV. I ONLY	19- 7	48	8-2	151	87	56	56	7	7	
DIV. I NON-CONF.	9- 3	63	0	308	95	104	104	8	8	
TOTALS	RPI 1-25	RPI 26-50	W-L RECORDS	RPI 51-100	RPI 101-150	RPI 150+				
19- 7	0- 2	1- 1	OVERALL	1- 2	3- 2	14- 0				
10- 2	0- 1	1- 0	HOME	0- 1	2- 0	7- 0				
9- 5	0- 1	0- 1	AWAY	1- 1	1- 2	7- 0				
0- 0	0- 0	0- 0	NEUTRAL	0- 0	0- 0	0- 0				
9- 3	0- 0	1- 1	NON-CONFERENCE	0- 1	0- 1	8- 0				
5- 0	0- 0	1- 0	HOME	0- 0	0- 0	4- 0				
4- 3	0- 0	0- 1	AWAY	0- 1	0- 1	4- 0				
0- 0	0- 0	0- 0	NEUTRAL	0- 0	0- 0	0- 0				
10- 4	0- 2	0- 0	CONFERENCE	1- 1	3- 1	6- 0				
5- 2	0- 1	0- 0	HOME	0- 1	2- 0	3- 0				
5- 2	0- 1	0- 0	AWAY	1- 0	1- 1	3- 0				
0- 0	0- 0	0- 0	NEUTRAL	0- 0	0- 0	0- 0				

RPI 1-25				RPI 26-50				RPI 51-100				Team's RPI: 56	RPI 101+			
RPI	S	Opponent	Score	RPI	S	Opponent	Score	RPI	S	Opponent	Score		RPI	S	Opponent	Score
9	A	Princeton	44 80	26	A	Duke	50 66	53	A	Yale	53 51		118	A	Temple	72 76
9	H	Princeton	55 75	38	H	Drexel	53 49	53	H	Yale	54 71		119	A	Columbia	51 36
								83	A	Villanova	58 70		119	H	Columbia	86 84
													121	A	Harvard	51 58
													121	H	Harvard	70 48
													164	A	Dartmouth	66 33
													164	H	Dartmouth	67 31
													192	A	Cornell	67 46
													192	H	Cornell	63 41
													194	A	La Salle	65 49
													210	A	Hawaii	70 55
													223	A	Brown	85 73
													223	H	Brown	74 60
													224	H	Stetson	81 41
													236	A	Saint Joseph's	55 45
													254	H	Iona	74 42
													276	H	Siena	92 44
													331	A	NJIT	85 51
													345	H	Hartford	74 46
LAST 10 Division I																
119	A	Columbia	51 36	121	H	Harvard	70 48									
192	A	Cornell	67 46	164	H	Dartmouth	67 31									
223	H	Brown	74 60	53	A	Yale	53 51									
53	H	Yale	54 71	223	A	Brown	85 73									
9	A	Princeton	44 80	192	H	Cornell	63 41									

Non-Div I Games: Chaminade 90 39

Penn

Average RPI Win:	210	WON-LOST	WINNING	LAST 10	STRENGTH OF	OPP. STRENGTH	TEAM	ADJ.	CONF.	ADJ CONF.
Average RPI Loss:	80	RECORD	PCT. RANK	GAMES	SCHEDULE	OF SCHEDULE	RPI	RPI	RPI	RPI
DIV. I ONLY	7- 23	309	0-10	34	58	219	219	2	2	
DIV. I NON-CONF.	6- 5	151	0	194	275	206	206	2	2	
TOTALS	RPI 1-25	RPI 26-50	W-L RECORDS	RPI 51-100	RPI 101-150	RPI 150+				
7- 23	0- 8	0- 5	OVERALL	1- 4	1- 2	5- 4				
5- 11	0- 4	0- 2	HOME	1- 2	1- 0	3- 3				
1- 10	0- 4	0- 3	AWAY	0- 1	0- 2	1- 0				
1- 2	0- 0	0- 0	NEUTRAL	0- 1	0- 0	1- 1				
6- 5	0- 1	0- 0	NON-CONFERENCE	1- 1	0- 0	5- 3				
4- 3	0- 0	0- 0	HOME	1- 1	0- 0	3- 2				
1- 1	0- 1	0- 0	AWAY	0- 0	0- 0	1- 0				
1- 1	0- 0	0- 0	NEUTRAL	0- 0	0- 0	1- 1				
1- 18	0- 7	0- 5	CONFERENCE	0- 3	1- 2	0- 1				
1- 8	0- 4	0- 2	HOME	0- 1	1- 0	0- 1				
0- 9	0- 3	0- 3	AWAY	0- 1	0- 2	0- 0				
0- 1	0- 0	0- 0	NEUTRAL	0- 1	0- 0	0- 0				

RPI	S	Opponent	Score	RPI	S	Opponent	Score	RPI	S	Opponent	Score	RPI	S	Opponent	Score	Team's RPI: 219
3	H	Maryland	69 106	34	A	Michigan	48 82	88	H	Fordham	72 59	103	A	Michigan St.	80 99	
9	A	Princeton	55 72	34	H	Michigan	66 80	90	A	Nebraska	58 75	103	H	Michigan St.	86 73	
11	A	Northwestern	59 85	46	A	Purdue	68 81	92	H	Minnesota	74 81	148	A	Wisconsin	65 71	
11	H	Northwestern	59 82	47	A	Rutgers	39 72	92	N	Minnesota	65 85	193	A	Towson	73 67	
14	H	Indiana	60 76	47	H	Rutgers	57 62	95	H	Rider	70 78	194	H	La Salle	67 69	
15	A	Iowa	57 100									204	H	Illinois	66 70	
15	H	Iowa	66 77									221	H	Clemson	68 55	
17	A	Ohio St.	70 80									250	H	George Mason	68 78	
												274	N	Long Beach St.	56 64	
												283	H	Sacred Heart	88 65	
												286	H	Pittsburgh	78 73	
												295	N	N.C. Central	92 68	
LAST 10 Division I																
		92 N Minnesota	65 85			90 A Nebraska	58 75									
		103 A Michigan St.	80 99			204 H Illinois	66 70									
		34 H Michigan	66 80			47 A Rutgers	39 72									
		15 A Iowa	57 100			11 H Northwestern	59 82									
		3 H Maryland	69 106			15 H Iowa	66 77									

Non-Div I Games:

Penn St.

■ Loss,
■ Non-Conf,
■ S Site,
■ H Home
■ A Away
N Neutral

Pepperdine

Through Games Of March 9, 2020

Average RPI Win:	210	WON-LOST	WINNING	LAST 10	STRENGTH OF	OPP. STRENGTH	TEAM	ADJ.	CONF.	ADJ CONF.
Average RPI Loss:	126	RECORD	PCT. RANK	GAMES	SCHEDULE	OF SCHEDULE	RPI	RPI	RPI	RPI
DIV. I ONLY	14- 15	183	5-5	179	117	181	181	11	11	
DIV. I NON-CONF.	4- 4	164	0	302	210	243	243	11	11	
TOTALS	RPI 1-25	RPI 26-50	W-L RECORDS	RPI 51-100	RPI 101-150	RPI 150+				
14- 15	0- 2	0- 0	OVERALL	1- 3	2- 6	11- 4				
7- 6	0- 1	0- 0	HOME	0- 1	2- 1	5- 3				
5- 8	0- 1	0- 0	AWAY	0- 2	0- 4	5- 1				
2- 1	0- 0	0- 0	NEUTRAL	1- 0	0- 1	1- 0				
4- 4	0- 0	0- 0	NON-CONFERENCE	0- 1	0- 1	4- 2				
2- 2	0- 0	0- 0	HOME	0- 0	0- 0	2- 2				
2- 2	0- 0	0- 0	AWAY	0- 1	0- 1	2- 0				
0- 0	0- 0	0- 0	NEUTRAL	0- 0	0- 0	0- 0				
10- 11	0- 2	0- 0	CONFERENCE	1- 2	2- 5	7- 2				
5- 4	0- 1	0- 0	HOME	0- 1	2- 1	3- 1				
3- 6	0- 1	0- 0	AWAY	0- 1	0- 3	3- 1				
2- 1	0- 0	0- 0	NEUTRAL	1- 0	0- 1	1- 0				

RPI	S	Opponent	Score	RPI	S	Opponent	Score	RPI	S	Opponent	Score	RPI	S	Opponent	Score	Team's RPI: 181
12	A	Gonzaga	36 70					80	A	Boise St.	74 76	105	A	San Diego	58 62	
12	H	Gonzaga	50 64					93	A	BYU	64 66	105	H	San Diego	73 57	
								93	H	BYU	47 65	105	N	San Diego	44 59	
								93	N	BYU	62 51	109	A	Portland	67 69	
												109	H	Portland	62 64	
												113	A	Washington St.	48 85	
												136	A	Pacific	63 64	
												136	H	Pacific	59 54	
												157	H	UC Davis	70 67	
												190	A	Santa Clara	79 61	
												190	H	Santa Clara	79 71	
												202	A	Saint Mary's (CA)	78 85	
												202	H	Saint Mary's (CA)	73 64	
												202	N	Saint Mary's (CA)	87 72	
												210	H	Hawaii	51 52	
												214	A	San Francisco	70 64	
												214	H	San Francisco	82 70	
												218	H	UNLV	44 69	
												296	A	LMU (CA)	77 66	
												296	H	LMU (CA)	77 84	
												309	H	Cal Poly	63 53	
												312	A	Eastern Wash.	53 52	
												313	A	New Mexico St.	72 69	
LAST 10 Division I																
		105	N	San Diego	44	59				12	H	Gonzaga	50	64		
		93	N	BYU	62	51				109	H	Portland	62	64		
		202	N	Saint Mary's (CA)	87	72				296	A	LMU (CA)	77	66		
		105	A	San Diego	58	62				190	A	Santa Clara	79	61		
		93	A	BYU	64	66				214	A	San Francisco	70	64		

Non-Div I Games: Concordia (CA) 76 57 Cal St. L.A. 79 56

Pepperdine

Loss, Non-Conf, S Site, H Home A Away N Neutral

Average RPI Win:	237	WON-LOST	WINNING	LAST 10	STRENGTH OF	OPP. STRENGTH	TEAM	ADJ.	CONF.	ADJ CONF.
Average RPI Loss:	96	RECORD	PCT. RANK	GAMES	SCHEDULE	OF SCHEDULE	RPI	RPI	RPI	RPI
DIV. I ONLY	5- 26	327	1-9	101	65	286	286	5	5	
DIV. I NON-CONF.	3- 8	268	0	256	208	309	309	4	4	
TOTALS	RPI 1-25	RPI 26-50	W-L RECORDS	RPI 51-100	RPI 101-150	RPI 150+				
5- 26	0- 3	0- 4	OVERALL	0- 10	2- 5	3- 4				
3- 12	0- 2	0- 2	HOME	0- 4	1- 2	2- 2				
0- 12	0- 1	0- 2	AWAY	0- 4	0- 3	0- 2				
2- 2	0- 0	0- 0	NEUTRAL	0- 2	1- 0	1- 0				
3- 8	0- 0	0- 1	NON-CONFERENCE	0- 3	0- 1	3- 3				
2- 4	0- 0	0- 0	HOME	0- 1	0- 1	2- 2				
0- 3	0- 0	0- 1	AWAY	0- 1	0- 0	0- 1				
1- 1	0- 0	0- 0	NEUTRAL	0- 1	0- 0	1- 0				
2- 18	0- 3	0- 3	CONFERENCE	0- 7	2- 4	0- 1				
1- 8	0- 2	0- 2	HOME	0- 3	1- 1	0- 0				
0- 9	0- 1	0- 1	AWAY	0- 3	0- 3	0- 1				
1- 1	0- 0	0- 0	NEUTRAL	0- 1	1- 0	0- 0				

RPI 1-25				RPI 26-50				RPI 51-100				RPI 101+ Team's RPI: 286			
RPI	S	Opponent	Score	RPI	S	Opponent	Score	RPI	S	Opponent	Score	RPI	S	Opponent	Score
7	A	Louisville	49 83	26	H	Duke	56 73	59	A	Cincinnati	53 69	117	H	Wake Forest	53 48
7	H	Louisville	47 79	31	H	Florida St.	41 66	61	A	Boston College	59 70	120	A	Miami (FL)	54 73
16	H	NC State	44 88	37	A	UCF	58 74	61	H	Boston College	70 79	123	A	Notre Dame	52 74
				41	A	Virginia Tech	56 68	74	H	Stony Brook	56 59	123	H	Notre Dame	52 60
								76	A	Virginia	55 66	123	N	Notre Dame	67 65
								79	H	Georgia Tech	48 77	130	H	Duquesne	62 81
								79	N	Georgia Tech	58 68	150	A	North Carolina	62 70
								86	N	Ohio	50 72	219	A	Penn St.	73 78
								98	A	Syracuse	53 71	221	A	Clemson	67 75
								98	H	Syracuse	51 69	226	H	Miami (OH)	71 80
												260	H	Georgetown	56 66
												299	N	Ole Miss	58 50
												302	H	Fairleigh Dickinson	69 60
												346	H	Central Conn. St.	81 73
LAST 10 Division I															
				79	N	Georgia Tech	58 68	61	A	Boston College	59 70				
				123	N	Notre Dame	67 65	98	A	Syracuse	53 71				
				120	A	Miami (FL)	54 73	26	H	Duke	56 73				
				76	A	Virginia	55 66	123	A	Notre Dame	52 74				
				7	H	Louisville	47 79	79	H	Georgia Tech	48 77				

Non-Div I Games:

Pittsburgh

■ Loss,
 ■ Non-Conf,
 ■ S Site,
 ■ H Home
 ■ A Away
 N Neutral

Average RPI Win:	200	WON-LOST	WINNING	LAST 10	STRENGTH OF	OPP. STRENGTH	TEAM	ADJ.	CONF.	ADJ CONF.
Average RPI Loss:	119	RECORD	PCT. RANK	GAMES	SCHEDULE	OF SCHEDULE	RPI	RPI	RPI	RPI
DIV. I ONLY	18- 11	102	7-3	127	141	109	109	11	11	
DIV. I NON-CONF.	5- 4	140	0	236	312	197	197	11	11	
TOTALS	RPI 1-25	RPI 26-50	W-L RECORDS	RPI 51-100	RPI 101-150	RPI 150+				
18- 11	1- 2	0- 0	OVERALL	2- 2	1- 4	14- 3				
7- 7	0- 1	0- 0	HOME	1- 2	0- 2	6- 2				
9- 4	0- 1	0- 0	AWAY	1- 0	0- 2	8- 1				
2- 0	1- 0	0- 0	NEUTRAL	0- 0	1- 0	0- 0				
5- 4	0- 0	0- 0	NON-CONFERENCE	1- 1	0- 0	4- 3				
2- 3	0- 0	0- 0	HOME	1- 1	0- 0	1- 2				
3- 1	0- 0	0- 0	AWAY	0- 0	0- 0	3- 1				
0- 0	0- 0	0- 0	NEUTRAL	0- 0	0- 0	0- 0				
13- 7	1- 2	0- 0	CONFERENCE	1- 1	1- 4	10- 0				
5- 4	0- 1	0- 0	HOME	0- 1	0- 2	5- 0				
6- 3	0- 1	0- 0	AWAY	1- 0	0- 2	5- 0				
2- 0	1- 0	0- 0	NEUTRAL	0- 0	1- 0	0- 0				

RPI 1-25				RPI 26-50				RPI 51-100				RPI 101+ Team's RPI: 109			
RPI	S	Opponent	Score	RPI	S	Opponent	Score	RPI	S	Opponent	Score	RPI	S	Opponent	Score
12	A	Gonzaga	57 62					67	H	Fresno St.	75 64	105	A	San Diego	55 74
12	H	Gonzaga	42 56					84	H	Abilene Christian	69 76	105	H	San Diego	58 62
12	N	Gonzaga	70 69					93	A	BYU	57 48	136	A	Pacific	70 77
								93	H	BYU	54 66	136	H	Pacific	73 77
												136	N	Pacific	76 69
												153	H	Loyola Chicago	64 78
												181	A	Pepperdine	64 62
												181	H	Pepperdine	69 67
												190	A	Santa Clara	80 77
												190	H	Santa Clara	84 62
												197	H	Portland St.	71 77
												202	A	Saint Mary's (CA)	72 53
												202	H	Saint Mary's (CA)	78 65
												214	A	San Francisco	73 66
												214	H	San Francisco	69 49
												247	H	Grand Canyon	73 41
												270	A	Air Force	72 56
												280	A	Utah St.	70 64
												281	A	CSUN	64 73
												296	A	LMU (CA)	89 78
												296	H	LMU (CA)	74 49
												327	A	Weber St.	78 59
LAST 10 Division I															
				12	N	Gonzaga	70 69					214	H	San Francisco	69 49
				136	N	Pacific	76 69					190	H	Santa Clara	84 62
				12	H	Gonzaga	42 56					136	A	Pacific	70 77
				296	A	LMU (CA)	89 78					202	A	Saint Mary's (CA)	72 53
				181	A	Pepperdine	64 62					105	H	San Diego	58 62

Non-Div I Games: Warner Pacific 78 36 Willamette 82 42

Portland

Loss, Non-Conf, S Site, H Home A Away N Neutral

Average RPI Win: 225		WON-LOST	WINNING	LAST 10	STRENGTH OF	OPP. STRENGTH	TEAM	ADJ.	CONF.	ADJ CONF.
Average RPI Loss: 173		RECORD	PCT. RANK	GAMES	SCHEDULE	OF SCHEDULE	RPI	RPI	RPI	RPI
DIV. I ONLY		15- 15	173	4-6	220	247	197	197	18	18
DIV. I NON-CONF.		5- 4	140	0	74	320	95	95	17	17
TOTALS		RPI 1-25	RPI 26-50	W-L RECORDS	RPI 51-100	RPI 101-150	RPI 150+			
15- 15	0- 0		0- 0	OVERALL	0- 4	2- 1	13- 10			
7- 6	0- 0		0- 0	HOME	0- 2	1- 0	6- 4			
7- 8	0- 0		0- 0	AWAY	0- 2	1- 1	6- 5			
1- 1	0- 0		0- 0	NEUTRAL	0- 0	0- 0	1- 1			
5- 4	0- 0		0- 0	NON-CONFERENCE	0- 2	1- 0	4- 2			
2- 1	0- 0		0- 0	HOME	0- 1	0- 0	2- 0			
3- 2	0- 0		0- 0	AWAY	0- 1	1- 0	2- 1			
0- 1	0- 0		0- 0	NEUTRAL	0- 0	0- 0	0- 1			
10- 11	0- 0		0- 0	CONFERENCE	0- 2	1- 1	9- 8			
5- 5	0- 0		0- 0	HOME	0- 1	1- 0	4- 4			
4- 6	0- 0		0- 0	AWAY	0- 1	0- 1	4- 4			
1- 0	0- 0		0- 0	NEUTRAL	0- 0	0- 0	1- 0			

[illegible]

Non-Div I Games:	Multnomah	104	48
------------------	-----------	-----	----

Portland St.

Loss, Non-Conf, S Site, H Home A Away N Neutral

Average RPI Win:	285	WON-LOST	WINNING	LAST 10	STRENGTH OF	OPP. STRENGTH	TEAM	ADJ.	CONF.	ADJ CONF.
Average RPI Loss:	178	RECORD	PCT. RANK	GAMES	SCHEDULE	OF SCHEDULE	RPI	RPI	RPI	RPI
DIV. I ONLY	9- 18	272	5-5	305	328	304	304	32	32	
DIV. I NON-CONF.	0- 9	338	0	73	13	296	296	31	31	
TOTALS	RPI 1-25	RPI 26-50	W-L RECORDS	RPI 51-100	RPI 101-150	RPI 150+				
9- 18	0- 1	0- 1	OVERALL	0- 3	1- 4	8- 9				
6- 4	0- 0	0- 0	HOME	0- 0	1- 1	5- 3				
3- 12	0- 1	0- 1	AWAY	0- 2	0- 3	3- 5				
0- 2	0- 0	0- 0	NEUTRAL	0- 1	0- 0	0- 1				
0- 9	0- 1	0- 1	NON-CONFERENCE	0- 3	0- 3	0- 1				
0- 1	0- 0	0- 0	HOME	0- 0	0- 1	0- 0				
0- 6	0- 1	0- 1	AWAY	0- 2	0- 2	0- 0				
0- 2	0- 0	0- 0	NEUTRAL	0- 1	0- 0	0- 1				
9- 9	0- 0	0- 0	CONFERENCE	0- 0	1- 1	8- 8				
6- 3	0- 0	0- 0	HOME	0- 0	1- 0	5- 3				
3- 6	0- 0	0- 0	AWAY	0- 0	0- 1	3- 5				
0- 0	0- 0	0- 0	NEUTRAL	0- 0	0- 0	0- 0				

RPI 1-25			RPI 26-50			RPI 51-100			RPI 101+ Team's RPI: 304		
RPI	S	Opponent	Score	RPI	S	Opponent	Score	RPI	S	Opponent	Score
22	A	Texas A&M	38 80	27	A	Arizona	48 83	54	A	Rice	55 77
								78	N	A&M-Corpus Christi	52 64
								91	A	Oklahoma	48 94
								133	A	Texas Southern	65 88
								133	H	Texas Southern	50 47
								134	A	Texas Tech	48 82
								139	H	Florida	44 51
								148	A	Wisconsin	42 68
								156	A	Jackson St.	49 53
								156	H	Jackson St.	62 52
								226	N	Miami (OH)	52 65
								231	A	Southern U.	51 63
								231	H	Southern U.	48 68
								234	A	Alabama A&M	44 54
								234	H	Alabama A&M	60 53
								322	A	Alcorn	39 77
								322	H	Alcorn	63 68
								325	A	Alabama St.	62 59
								325	H	Alabama St.	52 61
								329	A	Ark.-Pine Bluff	54 69
								329	H	Ark.-Pine Bluff	61 51
								344	A	Grambling	67 54
								344	H	Grambling	65 58
								351	A	Mississippi Val.	89 72
								351	H	Mississippi Val.	81 47
LAST 10 Division I											
231	A	Southern U.	51 63	329	A	Ark.-Pine Bluff	54 69				
322	A	Alcorn	39 77	156	H	Jackson St.	62 52				
234	H	Alabama A&M	60 53	344	H	Grambling	65 58				
325	H	Alabama St.	52 61	133	H	Texas Southern	50 47				
351	A	Mississippi Val.	89 72	234	A	Alabama A&M	44 54				

Non-Div I Games: Huston-Tillotson 79 60 Wiley 75 42 Tex. A&M-Kingsville 85 55

Presbyterian

Through Games Of March 9, 2020

Average RPI Win:	277	WON-LOST	WINNING	LAST 10	STRENGTH OF	OPP. STRENGTH	TEAM	ADJ.	CONF.	ADJ CONF.
Average RPI Loss:	200	RECORD	PCT. RANK	GAMES	SCHEDULE	OF SCHEDULE	RPI	RPI	RPI	RPI
DIV. I ONLY	9- 18	272	4-6	304	311	303	303	25	25	
DIV. I NON-CONF.	2- 5	259	0	329	255	316	316	28	28	
TOTALS	RPI 1-25	RPI 26-50	W-L RECORDS	RPI 51-100	RPI 101-150	RPI 150+				
9- 18	0- 0	0- 0	OVERALL	0- 1	0- 5	9- 12				
5- 7	0- 0	0- 0	HOME	0- 0	0- 2	5- 5				
4- 11	0- 0	0- 0	AWAY	0- 1	0- 3	4- 7				
0- 0	0- 0	0- 0	NEUTRAL	0- 0	0- 0	0- 0				
2- 5	0- 0	0- 0	NON-CONFERENCE	0- 1	0- 1	2- 3				
1- 1	0- 0	0- 0	HOME	0- 0	0- 0	1- 1				
1- 4	0- 0	0- 0	AWAY	0- 1	0- 1	1- 2				
0- 0	0- 0	0- 0	NEUTRAL	0- 0	0- 0	0- 0				
7- 13	0- 0	0- 0	CONFERENCE	0- 0	0- 4	7- 9				
4- 6	0- 0	0- 0	HOME	0- 0	0- 2	4- 4				
3- 7	0- 0	0- 0	AWAY	0- 0	0- 2	3- 5				
0- 0	0- 0	0- 0	NEUTRAL	0- 0	0- 0	0- 0				

RPI S	Opponent	Score	RPI S	Opponent	Score	RPI S	Opponent	Score	RPI S	Opponent	Score	Team's RPI: 303
						70	A West Virginia	40 56	132	A Campbell	42 56	
									132	H Campbell	47 53	
									138	A Hampton	53 67	
									138	H Hampton	42 71	
									139	A Florida	46 60	
									160	A Gardner-Webb	56 53	
									160	H Gardner-Webb	64 49	
									169	A Radford	42 54	
									169	H Radford	39 65	
									180	A High Point	55 60	
									180	H High Point	71 79	
									204	A Illinois	52 71	
									258	A UNC Asheville	39 54	
									258	H UNC Asheville	48 64	
									259	H Col. of Charleston	58 54	
									271	A Longwood	82 77	
									271	H Longwood	60 71	
									272	H UNCW	60 70	
									273	A Wofford	60 67	
									282	A Winthrop	54 61	
									282	H Winthrop	88 54	
									326	A USC Upstate	60 70	
									326	H USC Upstate	55 42	
									343	A Charleston So.	67 46	
									343	H Charleston So.	76 53	
									350	A South Carolina St.	70 49	
LAST 10 Division I												
			282	H Winthrop	88 54				343	H Charleston So.	76 53	
			132	A Campbell	42 56				258	H UNC Asheville	48 64	
			180	H High Point	71 79				271	A Longwood	82 77	
			138	A Hampton	53 67				326	A USC Upstate	60 70	
			160	H Gardner-Webb	64 49				169	H Radford	39 65	

Non-Div I Games: William Peace 72 35 Brevard 74 45

Presbyterian

Loss, Non-Conf, S Site, H Home A Away N Neutral

Average RPI Win:	152	WON-LOST	WINNING	LAST 10	STRENGTH OF	OPP. STRENGTH	TEAM	ADJ.	CONF.	ADJ CONF.
Average RPI Loss:	15	RECORD	PCT. RANK	GAMES	SCHEDULE	OF SCHEDULE	RPI	RPI	RPI	RPI
DIV. I ONLY	26- 1	2	10-0	81	96	9	9	7	7	
DIV. I NON-CONF.	12- 1	10	0	148	107	23	23	8	8	
TOTALS	RPI 1-25	RPI 26-50	W-L RECORDS	RPI 51-100	RPI 101-150	RPI 150+				
26- 1	0- 1	1- 0	OVERALL	8- 0	5- 0	12- 0				
14- 0	0- 0	1- 0	HOME	3- 0	2- 0	8- 0				
12- 1	0- 1	0- 0	AWAY	5- 0	3- 0	4- 0				
0- 0	0- 0	0- 0	NEUTRAL	0- 0	0- 0	0- 0				
12- 1	0- 1	1- 0	NON-CONFERENCE	4- 0	1- 0	6- 0				
7- 0	0- 0	1- 0	HOME	1- 0	0- 0	5- 0				
5- 1	0- 1	0- 0	AWAY	3- 0	1- 0	1- 0				
0- 0	0- 0	0- 0	NEUTRAL	0- 0	0- 0	0- 0				
14- 0	0- 0	0- 0	CONFERENCE	4- 0	4- 0	6- 0				
7- 0	0- 0	0- 0	HOME	2- 0	2- 0	3- 0				
7- 0	0- 0	0- 0	AWAY	2- 0	2- 0	3- 0				
0- 0	0- 0	0- 0	NEUTRAL	0- 0	0- 0	0- 0				

RPI	S	Opponent	Score	RPI	S	Opponent	Score	RPI	S	Opponent	Score	RPI	S	Opponent	Score
15	A	Iowa	75 77	36	H	FGCU	67 53	52	A	Marist	62 50	119	A	Columbia	77 52
								53	A	Yale	55 39	119	H	Columbia	77 55
								53	H	Yale	64 49	121	A	Harvard	60 46
								56	A	Penn	75 55	121	H	Harvard	66 45
								56	H	Penn	80 44	143	A	George Washington	75 50
								62	A	Seton Hall	78 76	164	A	Dartmouth	66 34
								85	A	Saint Louis	66 50	164	H	Dartmouth	87 55
								95	H	Rider	80 47	175	A	Missouri	68 33
												192	A	Cornell	69 50
												192	H	Cornell	60 29
												219	H	Penn St.	72 55
												223	A	Brown	85 48
												223	H	Brown	81 39
												265	H	New Hampshire	77 37
												294	H	Monmouth	52 40
												319	H	St. Francis Brooklyn	76 44
												345	H	Hartford	73 42
LAST 10 Division I															
192	A	Cornell	69 50	164	H	Dartmouth	87 55								
119	A	Columbia	77 52	121	H	Harvard	66 45								
53	H	Yale	64 49	223	A	Brown	85 48								
223	H	Brown	81 39	53	A	Yale	55 39								
56	H	Penn	80 44	119	H	Columbia	77 55								

Non-Div I Games:

Princeton

■ Loss,
 ■ Non-Conf, S Site,
 ■ Home
 ■ Away
 N Neutral

Providence

Through Games Of March 9, 2020

Average RPI Win:	219	WON-LOST	WINNING	LAST 10	STRENGTH OF	OPP. STRENGTH	TEAM	ADJ.	CONF.	ADJ CONF.
Average RPI Loss:	85	RECORD	PCT. RANK	GAMES	SCHEDULE	OF SCHEDULE	RPI	RPI	RPI	RPI
DIV. I ONLY	13- 19	234	3-7	162	79	187	187	6	6	
DIV. I NON-CONF.	9- 3	63	0	252	240	88	88	6	6	
TOTALS	RPI 1-25	RPI 26-50	W-L RECORDS	RPI 51-100	RPI 101-150	RPI 150+				
13- 19	0- 5	0- 0	OVERALL	2- 11	2- 0	9- 3				
5- 6	0- 2	0- 0	HOME	2- 4	0- 0	3- 0				
5- 12	0- 3	0- 0	AWAY	0- 6	2- 0	3- 3				
3- 1	0- 0	0- 0	NEUTRAL	0- 1	0- 0	3- 0				
9- 3	0- 0	0- 0	NON-CONFERENCE	1- 2	2- 0	6- 1				
2- 0	0- 0	0- 0	HOME	1- 0	0- 0	1- 0				
5- 2	0- 0	0- 0	AWAY	0- 1	2- 0	3- 1				
2- 1	0- 0	0- 0	NEUTRAL	0- 1	0- 0	2- 0				
4- 16	0- 5	0- 0	CONFERENCE	1- 9	0- 0	3- 2				
3- 6	0- 2	0- 0	HOME	1- 4	0- 0	2- 0				
0- 10	0- 3	0- 0	AWAY	0- 5	0- 0	0- 2				
1- 0	0- 0	0- 0	NEUTRAL	0- 0	0- 0	1- 0				

RPI S	Opponent	Score	RPI S	Opponent	Score	RPI S	Opponent	Score	RPI S	Opponent	Score	Team's RPI: 187
18	A DePaul	71 93				51	A Creighton	63 72	106	A Utah	67 60	
18	A DePaul	59 95				51	H Creighton	68 77	149	A Massachusetts	72 63	
18	H DePaul	67 80				53	A Yale	79 82	209	N Rhode Island	58 51	
23	A Marquette	55 85				57	N Ball St.	51 52	212	H UMass Lowell	63 38	
23	H Marquette	50 60				58	A St. John's (NY)	58 64	230	A New Mexico	68 86	
						58	H St. John's (NY)	54 53	260	A Georgetown	53 62	
						61	H Boston College	76 60	260	H Georgetown	62 55	
						62	A Seton Hall	55 97	260	N Georgetown	49 46	
						62	H Seton Hall	45 71	269	A Xavier	42 61	
						83	A Villanova	49 51	269	H Xavier	60 48	
						83	H Villanova	63 74	294	A Monmouth	68 52	
						99	A Butler	42 51	296	N LMU (CA)	48 45	
						99	H Butler	47 50	323	A Bryant	76 32	
									345	A Hartford	75 57	
LAST 10 Division I												
18	A DePaul	59 95	269	A Xavier	42 61							
260	N Georgetown	49 46	58	H St. John's (NY)	54 53							
83	H Villanova	63 74	62	H Seton Hall	45 71							
260	H Georgetown	62 55	51	H Creighton	68 77							
99	A Butler	42 51	18	A DePaul	71 93							

Non-Div I Games:

Providence

Loss, Non-Conf, S Site, H Home A Away N Neutral

Average RPI Win:	139	WON-LOST	WINNING	LAST 10	STRENGTH OF	OPP. STRENGTH	TEAM	ADJ.	CONF.	ADJ CONF.
Average RPI Loss:	29	RECORD	PCT. RANK	GAMES	SCHEDULE	OF SCHEDULE	RPI	RPI	RPI	RPI
DIV. I ONLY	18- 14	137	3-7	15	6	46	46	2	2	
DIV. I NON-CONF.	9- 3	63	0	27	18	13	13	2	2	
TOTALS	RPI 1-25	RPI 26-50	W-L RECORDS	RPI 51-100	RPI 101-150	RPI 150+				
18- 14	2- 9	2- 3	OVERALL	2- 1	4- 1	8- 0				
9- 6	0- 3	1- 1	HOME	1- 1	1- 1	6- 0				
6- 6	1- 4	0- 2	AWAY	1- 0	2- 0	2- 0				
3- 2	1- 2	1- 0	NEUTRAL	0- 0	1- 0	0- 0				
9- 3	1- 2	2- 1	NON-CONFERENCE	1- 0	0- 0	5- 0				
6- 0	0- 0	1- 0	HOME	1- 0	0- 0	4- 0				
1- 2	0- 1	0- 1	AWAY	0- 0	0- 0	1- 0				
2- 1	1- 1	1- 0	NEUTRAL	0- 0	0- 0	0- 0				
9- 11	1- 7	0- 2	CONFERENCE	1- 1	4- 1	3- 0				
3- 6	0- 3	0- 1	HOME	0- 1	1- 1	2- 0				
5- 4	1- 3	0- 1	AWAY	1- 0	2- 0	1- 0				
1- 1	0- 1	0- 0	NEUTRAL	0- 0	1- 0	0- 0				

RPI 1-25				RPI 26-50				RPI 51-100				RPI 101+			
RPI	S	Opponent	Score	RPI	S	Opponent	Score	RPI	S	Opponent	Score	RPI	S	Opponent	Score
1	A	South Carolina	49 85	28	H	Western Ky.	67 50	90	A	Nebraska	76 68	103	A	Michigan St.	76 66
3	A	Maryland	45 88	34	A	Michigan	63 66	92	H	Minnesota	59 72	103	H	Michigan St.	63 65
3	N	Maryland	62 74	41	A	Virginia Tech	54 67	97	H	Kent St.	77 64	103	N	Michigan St.	72 63
11	A	Northwestern	56 61	42	N	Arizona St.	59 52					148	A	Wisconsin	62 59
12	N	Gonzaga	50 63	47	H	Rutgers	53 59					148	H	Wisconsin	72 61
14	A	Indiana	48 66									182	H	Northern Ill.	68 63
14	H	Indiana	54 66									204	A	Illinois	70 58
15	H	Iowa	71 83									204	H	Illinois	81 67
17	A	Ohio St.	66 50									207	A	Chattanooga	66 34
17	H	Ohio St.	56 77									213	H	Western Ill.	66 59
25	N	Drake	67 47									217	H	Milwaukee	68 55
												219	H	Penn St.	81 68
												253	H	Bowling Green	81 74
LAST 10 Division I															
		3 N Maryland	62 74			204 A Illinois	70 58								
		103 N Michigan St.	72 63			148 A Wisconsin	62 59								
		17 H Ohio St.	56 77			15 H Iowa	71 83								
		3 A Maryland	45 88			34 A Michigan	63 66								
		103 H Michigan St.	63 65			14 H Indiana	54 66								

Non-Div I Games:

Purdue

■ Loss,
 ■ Non-Conf,
 ■ S Site,
 ■ H Home
 ■ A Away
 N Neutral

Average RPI Win:	327	WON-LOST	WINNING	LAST 10	STRENGTH OF	OPP. STRENGTH	TEAM	ADJ.	CONF.	ADJ CONF.
Average RPI Loss:	176	RECORD	PCT. RANK	GAMES	SCHEDULE	OF SCHEDULE	RPI	RPI	RPI	RPI
DIV. I ONLY	3- 24	334	1-9	279	204	340	340	19	19	
DIV. I NON-CONF.	2- 9	304	0	288	254	333	333	18	18	
TOTALS	RPI 1-25	RPI 26-50	W-L RECORDS	RPI 51-100	RPI 101-150	RPI 150+				
3- 24	0- 0	0- 2	OVERALL	0- 6	0- 1	3- 15				
2- 10	0- 0	0- 1	HOME	0- 3	0- 0	2- 6				
1- 11	0- 0	0- 1	AWAY	0- 2	0- 0	1- 8				
0- 3	0- 0	0- 0	NEUTRAL	0- 1	0- 1	0- 1				
2- 9	0- 0	0- 0	NON-CONFERENCE	0- 4	0- 1	2- 4				
2- 2	0- 0	0- 0	HOME	0- 2	0- 0	2- 0				
0- 4	0- 0	0- 0	AWAY	0- 1	0- 0	0- 3				
0- 3	0- 0	0- 0	NEUTRAL	0- 1	0- 1	0- 1				
1- 15	0- 0	0- 2	CONFERENCE	0- 2	0- 0	1- 11				
0- 8	0- 0	0- 1	HOME	0- 1	0- 0	0- 6				
1- 7	0- 0	0- 1	AWAY	0- 1	0- 0	1- 5				
0- 0	0- 0	0- 0	NEUTRAL	0- 0	0- 0	0- 0				

RPI S	Opponent	Score	RPI S	Opponent	Score	RPI S	Opponent	Score	RPI S	Opponent	Score	Team's RPI: 340
			32 A	South Dakota	25 79	57 H	Ball St.	52 83	134 N	Texas Tech	48 82	
			32 H	South Dakota	41 62	72 A	South Dakota St.	43 89	176 A	Eastern Mich.	40 64	
						72 H	South Dakota St.	69 100	184 A	Akron	53 64	
						87 H	Southeast Mo. St.	48 58	198 A	Oral Roberts	59 96	
						97 N	Kent St.	67 75	198 H	Oral Roberts	73 79	
						99 A	Butler	58 85	213 A	Western Ill.	68 79	
									213 H	Western Ill.	74 83	
									216 A	North Dakota	85 91	
									216 H	North Dakota	49 63	
									241 A	Denver	57 83	
									241 H	Denver	67 85	
									257 A	North Dakota St.	53 74	
									257 H	North Dakota St.	44 58	
									294 N	Monmouth	46 60	
									310 A	Omaha	58 57	
									310 H	Omaha	51 65	
									330 H	Evansville	67 64	
									338 A	SIUE	53 57	
									341 H	UIC	61 50	
LAST 10 Division I												
			198 A	Oral Roberts	59 96	241 A	Denver	57 83				
			241 H	Denver	67 85	213 H	Western Ill.	74 83				
			310 H	Omaha	51 65	216 H	North Dakota	49 63				
			72 A	South Dakota St.	43 89	257 H	North Dakota St.	44 58				
			257 A	North Dakota St.	53 74	310 A	Omaha	58 57				

Non-Div I Games: Heidelberg 82 55 Purdue Northwest 73 50

Purdue Fort Wayne

Loss, Non-Conf, S Site, H Home A Away N Neutral

Quinnipiac

Through Games Of March 9, 2020

Average RPI Win:	269	WON-LOST	WINNING	LAST 10	STRENGTH OF	OPP. STRENGTH	TEAM	ADJ.	CONF.	ADJ CONF.
Average RPI Loss:	117	RECORD	PCT. RANK	GAMES	SCHEDULE	OF SCHEDULE	RPI	RPI	RPI	RPI
DIV. I ONLY	15- 14	159	5-5	174	228	183	183	24	24	
DIV. I NON-CONF.	3- 6	235	0	40	40	166	166	25	25	
TOTALS	RPI 1-25	RPI 26-50	W-L RECORDS	RPI 51-100	RPI 101-150	RPI 150+				
15- 14	0- 1	1- 2	OVERALL	0- 5	0- 2	14- 4				
8- 7	0- 0	1- 1	HOME	0- 2	0- 2	7- 2				
7- 7	0- 1	0- 1	AWAY	0- 3	0- 0	7- 2				
0- 0	0- 0	0- 0	NEUTRAL	0- 0	0- 0	0- 0				
3- 6	0- 1	1- 2	NON-CONFERENCE	0- 1	0- 2	2- 0				
2- 3	0- 0	1- 1	HOME	0- 0	0- 2	1- 0				
1- 3	0- 1	0- 1	AWAY	0- 1	0- 0	1- 0				
0- 0	0- 0	0- 0	NEUTRAL	0- 0	0- 0	0- 0				
12- 8	0- 0	0- 0	CONFERENCE	0- 4	0- 0	12- 4				
6- 4	0- 0	0- 0	HOME	0- 2	0- 0	6- 2				
6- 4	0- 0	0- 0	AWAY	0- 2	0- 0	6- 2				
0- 0	0- 0	0- 0	NEUTRAL	0- 0	0- 0	0- 0				

RPI 1-25				RPI 26-50				RPI 51-100				RPI 101+ Team's RPI: 183			
RPI	S	Opponent	Score	RPI	S	Opponent	Score	RPI	S	Opponent	Score	RPI	S	Opponent	Score
3	A	Maryland	52 107	37	A	UCF	58 80	52	A	Marist	60 73	121	H	Harvard	68 77
				38	H	Drexel	62 66	52	H	Marist	51 64	143	H	George Washington	67 78
				49	H	Bucknell	76 69	53	A	Yale	59 63	188	A	Manhattan	62 77
								95	A	Rider	59 75	188	H	Manhattan	70 58
								95	H	Rider	62 68	209	H	Rhode Island	75 63
												227	A	Fairfield	60 72
												227	H	Fairfield	76 62
												254	A	Iona	67 63
												254	H	Iona	71 75
												276	A	Siena	66 52
												276	H	Siena	60 68
												292	A	Niagara	82 76
												292	H	Niagara	71 61
												294	A	Monmouth	52 45
												294	H	Monmouth	60 53
												317	A	Saint Peter's	91 64
												317	H	Saint Peter's	70 69
												337	A	Canisius	63 57
												337	H	Canisius	74 71
												345	A	Hartford	87 50
LAST 10 Division I															
337	A	Canisius	63 57	95	H	Rider	62 68	292	H	Niagara	71 61				
292	A	Niagara	82 76	188	A	Manhattan	62 77	276	H	Siena	60 68				
52	H	Marist	51 64	294	A	Monmouth	52 45								
317	H	Saint Peter's	70 69												
227	A	Fairfield	60 72												

Non-Div I Games:

Quinnipiac

Loss, Non-Conf, S Site, H Home A Away N Neutral

Average RPI Win: 267	WON-LOST	WINNING	LAST 10	STRENGTH OF	OPP. STRENGTH	TEAM	ADJ.	CONF.	ADJ CONF.
Average RPI Loss: 152	RECORD	PCT. RANK	GAMES	SCHEDULE	OF SCHEDULE	RPI	RPI	RPI	RPI
DIV. I ONLY	17- 12	126	9-1	273	264	169	169	25	25
DIV. I NON-CONF.	2- 7	288	0	277	66	279	279	28	28
TOTALS	RPI 1-25	RPI 26-50	W-L RECORDS	RPI 51-100	RPI 101-150	RPI 150+			
17- 12	0- 1	0- 0	OVERALL	0- 2	2- 3	15- 6			
7- 5	0- 0	0- 0	HOME	0- 0	1- 1	6- 4			
10- 7	0- 1	0- 0	AWAY	0- 2	1- 2	9- 2			
0- 0	0- 0	0- 0	NEUTRAL	0- 0	0- 0	0- 0			
2- 7	0- 1	0- 0	NON-CONFERENCE	0- 2	0- 1	2- 3			
0- 2	0- 0	0- 0	HOME	0- 0	0- 0	0- 2			
2- 5	0- 1	0- 0	AWAY	0- 2	0- 1	2- 1			
0- 0	0- 0	0- 0	NEUTRAL	0- 0	0- 0	0- 0			
15- 5	0- 0	0- 0	CONFERENCE	0- 0	2- 2	13- 3			
7- 3	0- 0	0- 0	HOME	0- 0	1- 1	6- 2			
8- 2	0- 0	0- 0	AWAY	0- 0	1- 1	7- 1			
0- 0	0- 0	0- 0	NEUTRAL	0- 0	0- 0	0- 0			

RPI 1-25				RPI 26-50				RPI 51-100				RPI 101+ Team's RPI: 169			
RPI	S	Opponent	Score	RPI	S	Opponent	Score	RPI	S	Opponent	Score	RPI	S	Opponent	Score
17	A	Ohio St.	57 70					70	A	West Virginia	37 74	128	A	Vanderbilt	46 80
								73	A	Alabama	51 85	132	A	Campbell	48 42
												132	H	Campbell	32 43
												138	A	Hampton	48 51
												138	H	Hampton	70 63
												154	H	Mt. St. Mary's	58 75
												160	A	Gardner-Webb	84 73
												160	H	Gardner-Webb	65 51
												180	A	High Point	58 68
												180	H	High Point	63 64
												203	H	American	55 59
												258	A	UNC Asheville	73 66
												258	H	UNC Asheville	50 63
												271	A	Longwood	62 61
												271	H	Longwood	88 76
												282	A	Winthrop	56 50
												282	H	Winthrop	54 53
												285	A	Morehead St.	62 73
												288	A	ETSU	67 43
												303	A	Presbyterian	65 39
												303	H	Presbyterian	54 42
												326	A	USC Upstate	57 41
												326	H	USC Upstate	78 57
												343	A	Charleston So.	64 40
												343	H	Charleston So.	72 35
												350	A	South Carolina St.	60 45
LAST 10 Division I															
				138	H	Hampton	70 63					271	H	Longwood	88 76
				258	A	UNC Asheville	73 66					132	A	Campbell	48 42
				282	A	Winthrop	56 50					343	A	Charleston So.	64 40
				326	H	USC Upstate	78 57					160	H	Gardner-Webb	65 51
				180	H	High Point	63 64					303	A	Presbyterian	65 39

Non-Div I Games:

Radford

■ Loss,
 ■ Non-Conf,
 ■ S Site,
 ■ H Home
 ■ A Away
 N Neutral

Rhode Island

Through Games Of March 9, 2020

Average RPI Win:	217	WON-LOST	WINNING	LAST 10	STRENGTH OF	OPP. STRENGTH	TEAM	ADJ.	CONF.	ADJ CONF.
Average RPI Loss:	144	RECORD	PCT. RANK	GAMES	SCHEDULE	OF SCHEDULE	RPI	RPI	RPI	RPI
DIV. I ONLY	13- 16	202	3-7	205	170	209	209	12	12	
DIV. I NON-CONF.	7- 5	131	0	245	308	169	169	12	12	
TOTALS	RPI 1-25	RPI 26-50	W-L RECORDS	RPI 51-100	RPI 101-150	RPI 150+				
13- 16	0- 0	0- 1	OVERALL	1- 3	4- 7	8- 5				
10- 3	0- 0	0- 0	HOME	1- 1	4- 1	5- 1				
2- 12	0- 0	0- 1	AWAY	0- 2	0- 6	2- 3				
1- 1	0- 0	0- 0	NEUTRAL	0- 0	0- 0	1- 1				
7- 5	0- 0	0- 0	NON-CONFERENCE	0- 1	2- 1	5- 3				
5- 0	0- 0	0- 0	HOME	0- 0	2- 0	3- 0				
1- 4	0- 0	0- 0	AWAY	0- 1	0- 1	1- 2				
1- 1	0- 0	0- 0	NEUTRAL	0- 0	0- 0	1- 1				
6- 11	0- 0	0- 1	CONFERENCE	1- 2	2- 6	3- 2				
5- 3	0- 0	0- 0	HOME	1- 1	2- 1	2- 1				
1- 8	0- 0	0- 1	AWAY	0- 1	0- 5	1- 1				
0- 0	0- 0	0- 0	NEUTRAL	0- 0	0- 0	0- 0				

RPI S	Opponent	Score	RPI S	Opponent	Score	RPI S	Opponent	Score	RPI S	Opponent	Score	Team's RPI: 209
			39 A Dayton	60 71		61 A Boston College	55 66		115 H Robert Morris	71 59		
						85 H Saint Louis	72 63		121 A Harvard	58 61		
						88 A Fordham	50 60		122 H Holy Cross	73 58		
						89 H VCU	54 75		127 H Richmond	76 70		
									130 A Duquesne	53 70		
									130 A Duquesne	62 72		
									140 A Davidson	67 79		
									140 H Davidson	70 77		
									143 A George Washington	56 73		
									149 A Massachusetts	53 73		
									149 H Massachusetts	69 66		
									183 A Quinnipiac	63 75		
									187 N Providence	51 58		
									194 H La Salle	42 54		
									216 A North Dakota	61 67		
									223 N Brown	89 44		
									227 H Fairfield	74 41		
									236 A Saint Joseph's	49 47		
									250 H George Mason	47 42		
									298 A St. Bonaventure	59 64		
									298 H St. Bonaventure	69 67		
									306 H Vermont	77 74		
									333 H LIU Brooklyn	79 56		
									345 A Hartford	68 56		
LAST 10 Division I												
			130 A Duquesne	53 70		298 H St. Bonaventure	69 67					
			149 A Massachusetts	53 73		85 H Saint Louis	72 63					
			143 A George Washington	56 73		39 A Dayton	60 71					
			194 H La Salle	42 54		88 A Fordham	50 60					
			130 A Duquesne	62 72		250 H George Mason	47 42					

Non-Div I Games:

Rhode Island

■ Loss,
 ■ Non-Conf,
 ■ S Site,
 ■ H Home
 ■ A Away
 N Neutral

Average RPI Win:	206	WON-LOST	WINNING	LAST 10	STRENGTH OF	OPP. STRENGTH	TEAM	ADJ.	CONF.	ADJ CONF.
Average RPI Loss:	83	RECORD	PCT. RANK	GAMES	SCHEDULE	OF SCHEDULE	RPI	RPI	RPI	RPI
DIV. I ONLY	21- 8	49	8-2	113	151	54	54	13	13	
DIV. I NON-CONF.	5- 6	187	0	187	149	204	204	16	16	
TOTALS	RPI 1-25	RPI 26-50	W-L RECORDS	RPI 51-100	RPI 101-150	RPI 150+				
21- 8	0- 1	3- 2	OVERALL	0- 3	2- 1	16- 1				
13- 1	0- 1	3- 0	HOME	0- 0	1- 0	9- 0				
8- 5	0- 0	0- 1	AWAY	0- 2	1- 1	7- 1				
0- 2	0- 0	0- 1	NEUTRAL	0- 1	0- 0	0- 0				
5- 6	0- 1	0- 1	NON-CONFERENCE	0- 2	0- 1	5- 1				
4- 1	0- 1	0- 0	HOME	0- 0	0- 0	4- 0				
1- 3	0- 0	0- 0	AWAY	0- 1	0- 1	1- 1				
0- 2	0- 0	0- 1	NEUTRAL	0- 1	0- 0	0- 0				
16- 2	0- 0	3- 1	CONFERENCE	0- 1	2- 0	11- 0				
9- 0	0- 0	3- 0	HOME	0- 0	1- 0	5- 0				
7- 2	0- 0	0- 1	AWAY	0- 1	1- 0	6- 0				
0- 0	0- 0	0- 0	NEUTRAL	0- 0	0- 0	0- 0				

RPI 1-25				RPI 26-50				RPI 51-100				Team's RPI: 54	RPI 101+			
RPI	S	Opponent	Score	RPI	S	Opponent	Score	RPI	S	Opponent	Score		RPI	S	Opponent	Score
22	H	Texas A&M	61 62	28	H	Western Ky.	73 65	60	A	Charlotte	51 62		101	A	UAB	74 65
				33	A	Old Dominion	59 66	69	A	Oklahoma St.	38 69		101	H	UAB	64 53
				33	H	Old Dominion	73 70	79	N	Georgia Tech	52 54		133	A	Texas Southern	56 63
				41	N	Virginia Tech	45 54						174	H	Northern Ariz.	71 57
				45	H	Middle Tenn.	77 60						201	A	Fla. Atlantic	78 69
													205	H	Southern Miss.	75 64
													208	H	Little Rock	66 40
													220	A	UTEP	69 61
													220	H	UTEP	82 59
													228	A	SMU	43 55
													235	A	North Texas	67 52
													235	H	North Texas	69 66
													251	H	Marshall	81 43
													255	H	Nicholls St.	71 47
													264	A	Louisiana Tech	73 60
													264	H	Louisiana Tech	60 47
													304	H	Prairie View	77 55
													308	A	FIU	68 47
													321	A	UTSA	74 62
													347	A	McNeese	81 50
LAST 10 Division I																
				33	H	Old Dominion	73 70	60	A	Charlotte	51 62					
				220	H	UTEP	82 59	33	A	Old Dominion	59 66					
				264	A	Louisiana Tech	73 60	45	H	Middle Tenn.	77 60					
				101	A	UAB	74 65	101	H	UAB	64 53					
				235	H	North Texas	69 66	235	A	North Texas	67 52					

Non-Div I Games:

Rice

■ Loss,
 ■ Non-Conf, S Site,
 ■ Home
 ■ Away
 N Neutral

RPI	S	Opponent	Score
RPI 1-25			
33	A	Old Dominion	73
38	A	Drexel	58
39	A	Dayton	79
39	H	Dayton	65
50	N	Bradley	61
RPI 26-50			
33	A	Old Dominion	73
38	A	Drexel	58
39	A	Dayton	79
39	H	Dayton	65
50	N	Bradley	61
RPI 51-100			
60	A	Charlotte	78
85	H	Saint Louis	60
88	H	Fordham	64
89	A	VCU	53
89	H	VCU	57
96	A	Coastal Caro.	67
Team's RPI:			
104	H	William & Mary	73
130	H	Duquesne	64
138	N	Hampton	69
140	H	Davidson	57
142	A	UNC Greensboro	62
143	A	George Washington	50
143	A	George Washington	49
149	A	Massachusetts	64
154	N	Mt. St. Mary's	75
158	H	Norfolk St.	69
194	A	La Salle	61
194	H	La Salle	61
195	H	Furman	70
201	H	Fla. Atlantic	55
209	A	Rhode Island	76
236	A	Saint Joseph's	67
250	A	George Mason	70
260	A	Georgetown	49
298	A	St. Bonaventure	58
298	H	St. Bonaventure	59
318	A	UMES	52
LAST 10 Division I			
39	A	Dayton	79
143	A	George Washington	49
143	A	George Washington	50
85	H	Saint Louis	60
298	A	St. Bonaventure	58
250	A	George Mason	70
88	H	Fordham	64
130	H	Duquesne	64
194	A	La Salle	61
89	H	VCU	57

Page 258

Average RPI Win: 249	WON-LOST	WINNING	LAST 10	STRENGTH OF	OPP. STRENGTH	TEAM	ADJ.	CONF.	ADJ CONF.
Average RPI Loss: 126	RECORD	PCT. RANK	GAMES	SCHEDULE	OF SCHEDULE	RPI	RPI	RPI	RPI
DIV. I ONLY	25- 4	14	8-2	336	201	95	95	24	24
DIV. I NON-CONF.	7- 2	53	0	336	40	135	135	25	25
TOTALS	RPI 1-25	RPI 26-50	W-L RECORDS	RPI 51-100	RPI 101-150	RPI 150+			
25- 4	0- 1	0- 0	OVERALL	1- 1	0- 1	24- 1			
12- 1	0- 0	0- 0	HOME	0- 1	0- 0	12- 0			
12- 2	0- 1	0- 0	AWAY	1- 0	0- 0	11- 1			
1- 1	0- 0	0- 0	NEUTRAL	0- 0	0- 1	1- 0			
7- 2	0- 1	0- 0	NON-CONFERENCE	0- 0	0- 1	7- 0			
3- 0	0- 0	0- 0	HOME	0- 0	0- 0	3- 0			
3- 1	0- 1	0- 0	AWAY	0- 0	0- 0	3- 0			
1- 1	0- 0	0- 0	NEUTRAL	0- 0	0- 1	1- 0			
18- 2	0- 0	0- 0	CONFERENCE	1- 1	0- 0	17- 1			
9- 1	0- 0	0- 0	HOME	0- 1	0- 0	9- 0			
9- 1	0- 0	0- 0	AWAY	1- 0	0- 0	8- 1			
0- 0	0- 0	0- 0	NEUTRAL	0- 0	0- 0	0- 0			

RPI 1-25				RPI 26-50				RPI 51-100				Team's RPI: 95	RPI 101+			
RPI	S	Opponent	Score	RPI	S	Opponent	Score	RPI	S	Opponent	Score		RPI	S	Opponent	Score
9	A	Princeton	47 80					52	A	Marist	76 72		126	N	North Florida	70 80
								52	H	Marist	58 63		183	A	Quinnipiac	68 62
													183	H	Quinnipiac	75 59
													188	A	Manhattan	55 50
													188	H	Manhattan	76 53
													194	H	La Salle	70 43
													219	A	Penn St.	78 70
													227	A	Fairfield	68 60
													227	H	Fairfield	60 52
													246	N	Lipscomb	81 76
													254	A	Iona	81 37
													254	H	Iona	53 41
													260	A	Georgetown	65 64
													269	H	Xavier	64 57
													276	A	Siena	69 38
													276	H	Siena	70 66
													277	A	Delaware St.	71 69
													292	A	Niagara	71 55
													292	H	Niagara	79 75
													294	A	Monmouth	50 49
													294	H	Monmouth	48 25
													301	H	Wagner	77 63
													317	A	Saint Peter's	56 67
													317	H	Saint Peter's	72 52
													337	A	Canisius	70 57
													337	H	Canisius	87 48
LAST 10 Division I																
				294	A	Monmouth	50 49					183	A	Quinnipiac	68 62	
				317	H	Saint Peter's	72 52					188	A	Manhattan	55 50	
				337	H	Canisius	87 48					276	A	Siena	69 38	
				227	A	Fairfield	68 60					52	H	Marist	58 63	
				254	H	Iona	53 41					317	A	Saint Peter's	56 67	

Non-Div I Games:

Rider

■ Loss,
 ■ Non-Conf, S Site,
 ■ Home
 ■ Away
 N Neutral

Average RPI Win:	273	WON-LOST	WINNING	LAST 10	STRENGTH OF	OPP. STRENGTH	TEAM	ADJ.	CONF.	ADJ CONF.
Average RPI Loss:	116	RECORD	PCT. RANK	GAMES	SCHEDULE	OF SCHEDULE	RPI	RPI	RPI	RPI
DIV. I ONLY	22- 7	36	9-1	278	304	115	115	30	30	
DIV. I NON-CONF.	4- 6	212	0	130	110	171	171	30	30	
TOTALS	RPI 1-25	RPI 26-50	W-L RECORDS	RPI 51-100	RPI 101-150	RPI 150+				
22- 7	0- 1	0- 1	OVERALL	0- 1	0- 1	22- 3				
11- 3	0- 0	0- 0	HOME	0- 0	0- 1	11- 2				
11- 4	0- 1	0- 1	AWAY	0- 1	0- 0	11- 1				
0- 0	0- 0	0- 0	NEUTRAL	0- 0	0- 0	0- 0				
4- 6	0- 1	0- 1	NON-CONFERENCE	0- 1	0- 1	4- 2				
2- 2	0- 0	0- 0	HOME	0- 0	0- 1	2- 1				
2- 4	0- 1	0- 1	AWAY	0- 1	0- 0	2- 1				
0- 0	0- 0	0- 0	NEUTRAL	0- 0	0- 0	0- 0				
18- 1	0- 0	0- 0	CONFERENCE	0- 0	0- 0	18- 1				
9- 1	0- 0	0- 0	HOME	0- 0	0- 0	9- 1				
9- 0	0- 0	0- 0	AWAY	0- 0	0- 0	9- 0				
0- 0	0- 0	0- 0	NEUTRAL	0- 0	0- 0	0- 0				

RPI 1-25				RPI 26-50				RPI 51-100				RPI 101+ Team's RPI: 115			
RPI	S	Opponent	Score	RPI	S	Opponent	Score	RPI	S	Opponent	Score	RPI	S	Opponent	Score
20	A	TCU	61 66	30	A	James Madison	32 59	97	A	Kent St.	81 82	119	H	Columbia	59 61
												154	A	Mt. St. Mary's	57 52
												154	H	Mt. St. Mary's	59 62
												158	A	Norfolk St.	69 62
												177	A	Merrimack	68 62
												177	H	Merrimack	72 50
												185	H	Delaware	62 73
												194	A	La Salle	71 68
												209	A	Rhode Island	59 71
												263	H	Youngstown St.	58 43
												269	H	Xavier	71 57
												278	A	Saint Francis (PA)	66 57
												278	H	Saint Francis (PA)	62 29
												283	A	Sacred Heart	67 38
												283	H	Sacred Heart	73 43
												301	A	Wagner	77 35
												301	H	Wagner	65 61
												301	H	Wagner	51 47
												302	A	Fairleigh Dickinson	48 35
												302	H	Fairleigh Dickinson	53 35
												319	A	St. Francis Brooklyn	70 59
												319	H	St. Francis Brooklyn	69 44
												323	H	Bryant	69 39
												333	A	LIU Brooklyn	70 59
												346	A	Central Conn. St.	86 56
												346	H	Central Conn. St.	80 42
LAST 10 Division I															
				301	H	Wagner	65 61					278	A	Saint Francis (PA)	66 57
				278	H	Saint Francis (PA)	62 29					302	H	Fairleigh Dickinson	53 35
				154	A	Mt. St. Mary's	57 52					301	A	Wagner	77 35
				302	A	Fairleigh Dickinson	48 35					283	A	Sacred Heart	67 38
				154	H	Mt. St. Mary's	59 62					323	H	Bryant	69 39

Non-Div I Games: Pitt.-Johnstown 63 30

Robert Morris

■ Loss,
 ■ Non-Conf,
 ■ S Site,
 ■ Home
 ■ A Away
 N Neutral

Through Games of March 9, 2010										
Average RPI Win: 156		WON-LOST	WINNING	LAST 10	STRENGTH OF	OPP. STRENGTH	TEAM	ADJ.	CONF.	ADJ CONF.
Average RPI Loss: 45		RECORD	PCT. RANK	GAMES	SCHEDULE	OF SCHEDULE	RPI	RPI	RPI	RPI
DIV. I ONLY		22- 9	54	6-4	106	22	47	47	2	2
DIV. I NON-CONF.		10- 1	20	0	237	127	49	49	2	2

TOTALS	RPI 1-25		RPI 26-50		W-L RECORDS		RPI 51-100		RPI 101-150	RPI 150+
22- 9	2- 4		2- 2		OVERALL		3- 1		5- 2	10- 0
14- 2	2- 1		1- 0		HOME		2- 0		2- 1	7- 0
5- 6	0- 2		1- 2		AWAY		0- 1		1- 1	3- 0
3- 1	0- 1		0- 0		NEUTRAL		1- 0		2- 0	0- 0
10- 1	0- 0		0- 1		NON-CONFERENCE		2- 0		2- 0	6- 0
7- 0	0- 0		0- 0		HOME		1- 0		1- 0	5- 0
1- 1	0- 0		0- 1		AWAY		0- 0		0- 0	1- 0
2- 0	0- 0		0- 0		NEUTRAL		1- 0		1- 0	0- 0
12- 8	2- 4		2- 1		CONFERENCE		1- 1		3- 2	4- 0
7- 2	2- 1		1- 0		HOME		1- 0		1- 1	2- 0
4- 5	0- 2		1- 1		AWAY		0- 1		1- 1	2- 0
1- 1	0- 1		0- 0		NEUTRAL		0- 0		1- 0	0- 0

RPI	S	Opponent	Score	RPI	S	Opponent	Score	Team's RPI: 47	RPI	S	Opponent	Score	RPI	S	Opponent	Score
3	A	Maryland	50 79	34	A	Michigan	57 71		76	H	Virginia	73 63	103	A	Michigan St.	53 57
11	A	Northwestern	65 82	34	H	Michigan	62 41		79	N	Georgia Tech	46 43	103	H	Michigan St.	55 66
14	H	Indiana	56 66	35	A	LSU	58 64		90	H	Nebraska	69 65	121	H	Harvard	74 46
14	N	Indiana	60 78	46	A	Purdue	59 53		92	A	Minnesota	71 73	128	N	Vanderbilt	62 56
15	H	Iowa	78 74										148	A	Wisconsin	64 61
17	H	Ohio St.	59 57										148	H	Wisconsin	63 43
													148	N	Wisconsin	63 55
													193	H	Towson	67 53
													204	A	Illinois	75 51
													204	H	Illinois	72 41
													219	A	Penn St.	62 57
													219	H	Penn St.	72 39
													231	H	Southern U.	78 58
													238	A	South Alabama	77 56
													251	H	Marshall	66 41
													292	H	Niagara	87 37
													335	H	Coppin St.	107 33
LAST 10 Division I																
14	N	Indiana	60 78	11	A	Northwestern	65 82									
148	N	Wisconsin	63 55	34	H	Michigan	62 41									
15	H	Iowa	78 74	103	A	Michigan St.	53 57									
148	H	Wisconsin	63 43	3	A	Maryland	50 79									
17	H	Ohio St.	59 57	219	H	Penn St.	72 39									

Non-Div I Games:

Rutgers

■ Loss,
 ■ Non-Conf, S Site,
 ■ Home
 ■ Away
 N Neutral

Average RPI Win:	237	WON-LOST	WINNING	LAST 10	STRENGTH OF	OPP. STRENGTH	TEAM	ADJ.	CONF.	ADJ CONF.
Average RPI Loss:	133	RECORD	PCT. RANK	GAMES	SCHEDULE	OF SCHEDULE	RPI	RPI	RPI	RPI
DIV. I ONLY	20- 6	31	7-3	231	262	82	82	23	23	
DIV. I NON-CONF.	4- 2	90	0	253	159	127	127	24	24	
TOTALS	RPI 1-25	RPI 26-50	W-L RECORDS	RPI 51-100	RPI 101-150	RPI 150+				
20- 6	0- 0	0- 1	OVERALL	3- 2	1- 1	16- 2				
11- 1	0- 0	0- 1	HOME	2- 0	1- 0	8- 0				
8- 5	0- 0	0- 0	AWAY	1- 2	0- 1	7- 2				
1- 0	0- 0	0- 0	NEUTRAL	0- 0	0- 0	1- 0				
4- 2	0- 0	0- 1	NON-CONFERENCE	0- 1	0- 0	4- 0				
1- 1	0- 0	0- 1	HOME	0- 0	0- 0	1- 0				
2- 1	0- 0	0- 0	AWAY	0- 1	0- 0	2- 0				
1- 0	0- 0	0- 0	NEUTRAL	0- 0	0- 0	1- 0				
16- 4	0- 0	0- 0	CONFERENCE	3- 1	1- 1	12- 2				
10- 0	0- 0	0- 0	HOME	2- 0	1- 0	7- 0				
6- 4	0- 0	0- 0	AWAY	1- 1	0- 1	5- 2				
0- 0	0- 0	0- 0	NEUTRAL	0- 0	0- 0	0- 0				

RPI 1-25	RPI 26-50	RPI 51-100	Team's RPI: 82	RPI 101+
RPI S Opponent Score	RPI S Opponent Score	RPI S Opponent Score		RPI S Opponent Score
	37 H UCF 57 63	78 A A&M-Corpus Christi 66 44		147 A Sam Houston St. 55 63
		78 H A&M-Corpus Christi 72 49		147 H Sam Houston St. 64 50
		84 A Abilene Christian 62 88		170 A New Orleans 50 53
		84 H Abilene Christian 69 59		170 H New Orleans 59 47
		91 A Oklahoma 62 75		233 A Nevada 80 65
				237 A Central Ark. 58 37
				237 H Central Ark. 102 41
				245 N UC Santa Barbara 67 56
				252 H Southeastern La. 77 51
				255 A Nicholls St. 78 61
				261 A Tulsa 67 63
				266 A Lamar University 54 53
				266 H Lamar University 70 50
				267 A Incarnate Word 52 60
				267 H Incarnate Word 67 45
				315 A Houston Baptist 59 42
				322 H Alcorn 67 62
				336 A Northwestern St. 61 45
				336 H Northwestern St. 89 40
				347 H McNeese 82 51
LAST 10 Division I				
147 H Sam Houston St. 64 50	237 A Central Ark. 58 37			
84 A Abilene Christian 62 88	78 H A&M-Corpus Christi 72 49			
266 H Lamar University 70 50	170 H New Orleans 59 47			
336 A Northwestern St. 61 45	255 A Nicholls St. 78 61			
267 A Incarnate Word 52 60	147 A Sam Houston St. 55 63			

Non-Div I Games: LSU-Shreveport 75 32 Cent. Christian (KS104 46 Our Lady of the Lak87 75

SFA

Loss, Non-Conf, S Site, H Home A Away N Neutral

Average RPI Win: 335	WON-LOST	WINNING	LAST 10	STRENGTH OF	OPP. STRENGTH	TEAM	ADJ.	CONF.	ADJ CONF.
Average RPI Loss: 172	RECORD	PCT. RANK	GAMES	SCHEDULE	OF SCHEDULE	RPI	RPI	RPI	RPI
DIV. I ONLY	3- 25	336	0-10	253	226	338	338	20	20
DIV. I NON-CONF.	2- 8	295	0	299	137	330	330	23	23
TOTALS	RPI 1-25	RPI 26-50	W-L RECORDS	RPI 51-100	RPI 101-150	RPI 150+			
3- 25	0- 0	0- 2	OVERALL	0- 6	0- 2	3- 15			
2- 12	0- 0	0- 1	HOME	0- 2	0- 1	2- 8			
1- 12	0- 0	0- 1	AWAY	0- 4	0- 0	1- 7			
0- 1	0- 0	0- 0	NEUTRAL	0- 0	0- 1	0- 0			
2- 8	0- 0	0- 0	NON-CONFERENCE	0- 3	0- 2	2- 3			
2- 3	0- 0	0- 0	HOME	0- 1	0- 1	2- 1			
0- 4	0- 0	0- 0	AWAY	0- 2	0- 0	0- 2			
0- 1	0- 0	0- 0	NEUTRAL	0- 0	0- 1	0- 0			
1- 17	0- 0	0- 2	CONFERENCE	0- 3	0- 0	1- 12			
0- 9	0- 0	0- 1	HOME	0- 1	0- 0	0- 7			
1- 8	0- 0	0- 1	AWAY	0- 2	0- 0	1- 5			
0- 0	0- 0	0- 0	NEUTRAL	0- 0	0- 0	0- 0			

RPI S	Opponent	Score	RPI S	Opponent	Score	RPI S	Opponent	Score	RPI S	Opponent	Score	Team's RPI: 338
48	A UT Martin	58 75	48	H UT Martin	39 79	55	A Belmont	48 69	110	H Southern Ill.	67 103	
						75	A Illinois St.	53 74	137	N North Ala.	67 85	
						85	H Saint Louis	35 68	153	H Loyola Chicago	50 63	
						87	A Southeast Mo. St.	57 80	172	A Austin Peay	61 74	
						87	H Southeast Mo. St.	56 66	172	H Austin Peay	62 79	
						90	A Nebraska	49 63	175	A Missouri	51 68	
									200	A Eastern Ill.	71 77	
									200	H Eastern Ill.	62 65	
									206	H Tennessee Tech	50 65	
									239	A Murray St.	60 74	
									239	H Murray St.	61 70	
									248	H Jacksonville St.	44 53	
									285	A Morehead St.	69 75	
									285	H Morehead St.	55 63	
									292	A Eastern Ky.	46 49	
									292	H Eastern Ky.	38 68	
									316	A Georgia St.	73 74	
									330	H Evansville	85 74	
									334	A Tennessee St.	76 63	
									340	H Purdue Fort Wayne	57 53	
LAST 10 Division I												
200	H Eastern Ill.	62 65	200	A Eastern Ill.	71 77							
48	A UT Martin	58 75	292	H Eastern Ky.	38 68							
239	H Murray St.	61 70	285	H Morehead St.	55 63							
172	H Austin Peay	62 79	239	A Murray St.	60 74							
87	A Southeast Mo. St.	57 80	172	A Austin Peay	61 74							

Non-Div I Games: Quincy

65

70

SIUE

SMU				STRENGTH OF SCHEDULE	OPP. STRENGTH OF SCHEDULE	TEAM RPI	ADJ. RPI	CONF. RPI	ADJ CONF. RPI
Average RPI Win:	220	WON-LOST RECORD	WINNING PCT. RANK						
Average RPI Loss:	139		LAST 10 GAMES						
DIV. I ONLY	13- 16	202	4-6	199	126	228	228	9	9
DIV. I NON-CONF.	6- 6	164	0	181	278	237	237	9	9
<hr/>									
TOTALS	RPI 1-25	RPI 26-50	W-L RECORDS	RPI 51-100	RPI 101-150	RPI 150+			
13- 16	0- 2	0- 1	OVERALL	1- 2	0- 3	12- 8			
10- 7	0- 2	0- 0	HOME	1- 1	0- 0	9- 4			
2- 8	0- 0	0- 1	AWAY	0- 1	0- 3	2- 3			
1- 1	0- 0	0- 0	NEUTRAL	0- 0	0- 0	1- 1			
6- 6	0- 1	0- 0	NON-CONFERENCE	1- 0	0- 2	5- 3			
5- 4	0- 1	0- 0	HOME	1- 0	0- 0	4- 3			
0- 2	0- 0	0- 0	AWAY	0- 0	0- 2	0- 0			
1- 0	0- 0	0- 0	NEUTRAL	0- 0	0- 0	1- 0			
7- 10	0- 1	0- 1	CONFERENCE	0- 2	0- 1	7- 5			
5- 3	0- 1	0- 0	HOME	0- 1	0- 0	5- 1			
2- 6	0- 0	0- 1	AWAY	0- 1	0- 1	2- 3			
0- 1	0- 0	0- 0	NEUTRAL	0- 0	0- 0	0- 1			

RPI 1-25				RPI 26-50				RPI 51-100				RPI 101+ Team's RPI: 228			
RPI	S	Opponent	Score	RPI	S	Opponent	Score	RPI	S	Opponent	Score	RPI	S	Opponent	Score
4	H	UConn	42 80	37	A	UCF	57 67	54	H	Rice	55 43	102	A	UT Arlington	46 51
20	H	TCU	56 57					59	H	Cincinnati	58 73	118	A	Temple	62 85
								68	A	South Fla.	62 85	136	A	Pacific	49 77
												166	H	Wright St.	61 69
												167	A	Wichita St.	72 67
												167	H	Wichita St.	64 44
												173	H	Tulane	66 67
												196	A	Memphis	52 57
												196	H	Memphis	69 60
												196	N	Memphis	65 76
												215	A	Houston	53 55
												215	H	Houston	60 47
												216	H	North Dakota	66 51
												220	H	UTEP	60 56
												225	H	Northern Colo.	52 61
												242	A	East Carolina	55 47
												242	H	East Carolina	53 45
												250	H	George Mason	58 59
												256	H	UC Irvine	59 56
												261	A	Tulsa	58 65
												261	H	Tulsa	57 38
												281	N	CSUN	68 58
												347	H	McNeese	81 60
LAST 10 Division I															
				196	N	Memphis	65 76	261	A	Tulsa	58 65				
				196	H	Memphis	69 60	242	H	East Carolina	53 45				
				68	A	South Fla.	62 85	59	H	Cincinnati	58 73				
				215	H	Houston	60 47	215	A	Houston	53 55				
				167	A	Wichita St.	72 67	37	A	UCF	57 67				

Non-Div I Games:

SMU

■ Loss,
 ■ Non-Conf,
 ■ S Site,
 ■ H Home
 ■ A Away
 N Neutral

Sacramento St.

Through Games Of March 9, 2020

Average RPI Win:	254	WON-LOST	WINNING	LAST 10	STRENGTH OF	OPP. STRENGTH	TEAM	ADJ.	CONF.	ADJ CONF.
Average RPI Loss:	178	RECORD	PCT. RANK	GAMES	SCHEDULE	OF SCHEDULE	RPI	RPI	RPI	RPI
DIV. I ONLY	6- 22	317	2-8	244	223	307	307	18	18	
DIV. I NON-CONF.	0- 7	338	0	243	227	341	341	17	17	
TOTALS	RPI 1-25	RPI 26-50	W-L RECORDS	RPI 51-100	RPI 101-150	RPI 150+				
6- 22	0- 1	0- 0	OVERALL	0- 2	0- 3	6- 16				
2- 9	0- 1	0- 0	HOME	0- 1	0- 1	2- 6				
4- 12	0- 0	0- 0	AWAY	0- 1	0- 2	4- 9				
0- 1	0- 0	0- 0	NEUTRAL	0- 0	0- 0	0- 1				
0- 7	0- 1	0- 0	NON-CONFERENCE	0- 0	0- 1	0- 5				
0- 1	0- 1	0- 0	HOME	0- 0	0- 0	0- 0				
0- 6	0- 0	0- 0	AWAY	0- 0	0- 1	0- 5				
0- 0	0- 0	0- 0	NEUTRAL	0- 0	0- 0	0- 0				
6- 15	0- 0	0- 0	CONFERENCE	0- 2	0- 2	6- 11				
2- 8	0- 0	0- 0	HOME	0- 1	0- 1	2- 6				
4- 6	0- 0	0- 0	AWAY	0- 1	0- 1	4- 4				
0- 1	0- 0	0- 0	NEUTRAL	0- 0	0- 0	0- 1				

RPI 1-25				RPI 26-50				RPI 51-100				RPI 101+ Team's RPI: 307			
RPI	S	Opponent	Score	RPI	S	Opponent	Score	RPI	S	Opponent	Score	RPI	S	Opponent	Score
17	H	Ohio St.	74 104					63	A	Montana St.	69 113	108	A	Idaho	44 70
								63	H	Montana St.	48 85	108	H	Idaho	88 96
												145	A	San Jose St.	67 73
												152	A	Montana	45 90
												152	H	Montana	60 64
												157	A	UC Davis	75 77
												174	A	Northern Ariz.	107 114
												174	H	Northern Ariz.	65 85
												178	A	Idaho St.	62 80
												178	H	Idaho St.	51 75
												179	A	Southern Utah	71 62
												179	H	Southern Utah	87 82
												197	A	Portland St.	73 70
												197	H	Portland St.	68 91
												214	A	San Francisco	82 87
												225	A	Northern Colo.	73 90
												225	H	Northern Colo.	63 73
												225 N	Northern Colo.	61 79	
												233	A	Nevada	72 83
												305	A	Seattle U	84 88
												309	A	Cal Poly	43 62
												312	A	Eastern Wash.	74 67
												312	H	Eastern Wash.	73 78
												327	A	Weber St.	91 67
												327	H	Weber St.	58 52
LAST 10 Division I															
				225 N	Northern Colo.	61 79		312	H	Eastern Wash.	73 78				
				197	H	Portland St.	68 91	225	A	Northern Colo.	73 90				
				152	A	Montana	45 90	179	A	Southern Utah	71 62				
				63	A	Montana St.	69 113	178	H	Idaho St.	51 75				
				108	H	Idaho	88 96	327	H	Weber St.	58 52				

Non-Div I Games: Cal Maritime 86 55 Pacific Union 94 35

Sacramento St.

Loss, Non-Conf, S Site, H Home A Away N Neutral

Sacred Heart

Through Games Of March 9, 2020

Average RPI Win:	309	WON-LOST	WINNING	LAST 10	STRENGTH OF	OPP. STRENGTH	TEAM	ADJ.	CONF.	ADJ CONF.
Average RPI Loss:	188	RECORD	PCT. RANK	GAMES	SCHEDULE	OF SCHEDULE	RPI	RPI	RPI	RPI
DIV. I ONLY	12- 17	226	5-5	340	309	283	283	30	30	
DIV. I NON-CONF.	2- 8	295	0	273	100	310	310	30	30	
TOTALS	RPI 1-25	RPI 26-50	W-L RECORDS	RPI 51-100	RPI 101-150	RPI 150+				
12- 17	0- 0	0- 0	OVERALL	0- 4	0- 3	12- 10				
7- 4	0- 0	0- 0	HOME	0- 0	0- 2	7- 2				
4- 12	0- 0	0- 0	AWAY	0- 3	0- 1	4- 8				
1- 1	0- 0	0- 0	NEUTRAL	0- 1	0- 0	1- 0				
2- 8	0- 0	0- 0	NON-CONFERENCE	0- 4	0- 1	2- 3				
1- 1	0- 0	0- 0	HOME	0- 0	0- 1	1- 0				
0- 6	0- 0	0- 0	AWAY	0- 3	0- 0	0- 3				
1- 1	0- 0	0- 0	NEUTRAL	0- 1	0- 0	1- 0				
10- 9	0- 0	0- 0	CONFERENCE	0- 0	0- 2	10- 7				
6- 3	0- 0	0- 0	HOME	0- 0	0- 1	6- 2				
4- 6	0- 0	0- 0	AWAY	0- 0	0- 1	4- 5				
0- 0	0- 0	0- 0	NEUTRAL	0- 0	0- 0	0- 0				

RPI S	Opponent	Score	RPI S	Opponent	Score	RPI S	Opponent	Score	RPI S	Opponent	Score	Team's RPI: 283
						53 A	Yale	40 87	115 A	Robert Morris	43 73	
						62 A	Seton Hall	69 95	115 H	Robert Morris	38 67	
						74 A	Stony Brook	50 54	122 H	Holy Cross	52 65	
						90 N	Nebraska	49 72	154 H	Mt. St. Mary's	58 67	
									177 A	Merrimack	45 59	
									177 H	Merrimack	63 60	
									219 A	Penn St.	65 88	
									236 A	Saint Joseph's	44 71	
									276 A	Siena	57 68	
									278 A	Saint Francis (PA)	58 60	
									278 A	Saint Francis (PA)	73 70	
									278 H	Saint Francis (PA)	39 48	
									301 A	Wagner	79 65	
									302 A	Fairleigh Dickinson	60 65	
									302 H	Fairleigh Dickinson	68 53	
									319 A	St. Francis Brooklyn	70 71	
									319 H	St. Francis Brooklyn	84 63	
									323 A	Bryant	60 49	
									323 H	Bryant	52 48	
									328 H	Hofstra	71 44	
									332 N	Detroit Mercy	66 60	
									333 A	LIU Brooklyn	63 66	
									333 H	LIU Brooklyn	64 55	
									346 A	Central Conn. St.	54 52	
									346 H	Central Conn. St.	66 58	
LAST 10 Division I												
			278 A	Saint Francis (PA)	73 70		177 A	Merrimack	45 59			
			333 H	LIU Brooklyn	64 55		333 A	LIU Brooklyn	63 66			
			323 A	Bryant	60 49		278 H	Saint Francis (PA)	39 48			
			319 H	St. Francis Brooklyn	84 63		115 H	Robert Morris	38 67			
			323 H	Bryant	52 48		154 H	Mt. St. Mary's	58 67			

Non-Div I Games: Bridgeport 77 63

Sacred Heart

Loss, Non-Conf, S Site, H Home A Away N Neutral

Saint Francis (PA)

Through Games Of March 9, 2020

Average RPI Win:	307	WON-LOST	WINNING	LAST 10	STRENGTH OF	OPP. STRENGTH	TEAM	ADJ.	CONF.	ADJ CONF.
Average RPI Loss:	174	RECORD	PCT. RANK	GAMES	SCHEDULE	OF SCHEDULE	RPI	RPI	RPI	RPI
DIV. I ONLY	11- 19	259	3-7	250	323	278	278	30	30	
DIV. I NON-CONF.	2- 9	304	0	79	158	234	234	30	30	
TOTALS	RPI 1-25	RPI 26-50	W-L RECORDS	RPI 51-100	RPI 101-150	RPI 150+				
11- 19	0- 0	0- 3	OVERALL	0- 3	0- 3	11- 10				
5- 8	0- 0	0- 1	HOME	0- 1	0- 1	5- 5				
5- 10	0- 0	0- 1	AWAY	0- 2	0- 2	5- 5				
1- 1	0- 0	0- 1	NEUTRAL	0- 0	0- 0	1- 0				
2- 9	0- 0	0- 3	NON-CONFERENCE	0- 3	0- 1	2- 2				
0- 3	0- 0	0- 1	HOME	0- 1	0- 0	0- 1				
1- 5	0- 0	0- 1	AWAY	0- 2	0- 1	1- 1				
1- 1	0- 0	0- 1	NEUTRAL	0- 0	0- 0	1- 0				
9- 10	0- 0	0- 0	CONFERENCE	0- 0	0- 2	9- 8				
5- 5	0- 0	0- 0	HOME	0- 0	0- 1	5- 4				
4- 5	0- 0	0- 0	AWAY	0- 0	0- 1	4- 4				
0- 0	0- 0	0- 0	NEUTRAL	0- 0	0- 0	0- 0				

RPI S	Opponent	Score	RPI S	Opponent	Score	RPI S	Opponent	Score	RPI S	Opponent	Score	Team's RPI: 278
36 N	FGCU	64 97	68 A	South Fla.	23 62	115 A	Robert Morris	29 62	115 H	Robert Morris	57 66	
41 A	Virginia Tech	41 105	70 A	West Virginia	45 74	130 A	Duquesne	69 72	154 A	Mt. St. Mary's	44 68	
49 H	Bucknell	46 70	100 H	Liberty	52 71	154 H	Mt. St. Mary's	55 66	177 H	Merrimack	56 71	
						224 N	Stetson	78 73	263 H	Youngstown St.	46 56	
						283 A	Sacred Heart	48 39	283 H	Sacred Heart	60 58	
						283 H	Sacred Heart	70 73	283 H	Sacred Heart	70 73	
						285 A	Morehead St.	54 65	301 A	Wagner	50 55	
						301 H	Wagner	51 50	302 A	Fairleigh Dickinson	47 56	
						306 A	Vermont	73 69	306 A	Vermont	73 69	
						319 A	St. Francis Brooklyn	67 59	319 H	St. Francis Brooklyn	82 72	
						323 A	Bryant	63 60	323 H	Bryant	64 58	
						323 H	Bryant	64 58	333 A	LIU Brooklyn	53 71	
						333 H	LIU Brooklyn	64 71	333 H	LIU Brooklyn	64 71	
						346 A	Central Conn. St.	64 52	346 H	Central Conn. St.	72 68	
						346 H	Central Conn. St.	72 68				
LAST 10 Division I												
283 H	Sacred Heart	70 73	154 A	Mt. St. Mary's	44 68							
115 A	Robert Morris	29 62	283 A	Sacred Heart	48 39							
154 H	Mt. St. Mary's	55 66	301 A	Wagner	50 55							
333 H	LIU Brooklyn	64 71	346 H	Central Conn. St.	72 68							
115 H	Robert Morris	57 66	323 H	Bryant	64 58							

Non-Div I Games:

Saint Francis (PA)

■ Loss,
 ■ Non-Conf,
 ■ S Site,
 ■ H Home
 ■ A Away
 N Neutral

Saint Joseph's

Through Games Of March 9, 2020

Average RPI Win:	192	WON-LOST	WINNING	LAST 10	STRENGTH OF	OPP. STRENGTH	TEAM	ADJ.	CONF.	ADJ CONF.
Average RPI Loss:	124	RECORD	PCT. RANK	GAMES	SCHEDULE	OF SCHEDULE	RPI	RPI	RPI	RPI
DIV. I ONLY	9- 20	281	1-9	104	135	236	236	12	12	
DIV. I NON-CONF.	6- 6	164	0	112	132	157	157	12	12	
TOTALS	RPI 1-25	RPI 26-50	W-L RECORDS	RPI 51-100	RPI 101-150	RPI 150+				
9- 20	0- 0	0- 2	OVERALL	0- 7	5- 6	4- 5				
5- 9	0- 0	0- 2	HOME	0- 1	2- 3	3- 3				
3- 9	0- 0	0- 0	AWAY	0- 5	2- 3	1- 1				
1- 2	0- 0	0- 0	NEUTRAL	0- 1	1- 0	0- 1				
6- 6	0- 0	0- 1	NON-CONFERENCE	0- 3	3- 1	3- 1				
4- 2	0- 0	0- 1	HOME	0- 1	1- 0	3- 0				
1- 2	0- 0	0- 0	AWAY	0- 1	1- 1	0- 0				
1- 2	0- 0	0- 0	NEUTRAL	0- 1	1- 0	0- 1				
3- 14	0- 0	0- 1	CONFERENCE	0- 4	2- 5	1- 4				
1- 7	0- 0	0- 1	HOME	0- 0	1- 3	0- 3				
2- 7	0- 0	0- 0	AWAY	0- 4	1- 2	1- 1				
0- 0	0- 0	0- 0	NEUTRAL	0- 0	0- 0	0- 0				

RPI	S	Opponent	Score	RPI	S	Opponent	Score	RPI	S	Opponent	Score	RPI	S	Opponent	Score	Team's RPI: 236
38	H	Drexel	52 62	56	H	Penn	45 55	115	A	Auburn	62 66					
39	H	Dayton	44 59	62	N	Seton Hall	39 55	118	H	Temple	67 63					
				83	A	Villanova	44 60	119	A	Columbia	71 57					
				85	A	Saint Louis	48 63	121	N	Harvard	63 39					
				88	A	Fordham	36 59	127	H	Richmond	67 56					
				88	A	Fordham	45 67	130	A	Duquesne	42 53					
				89	A	VCU	40 47	130	H	Duquesne	51 58					
								140	A	Davidson	63 54					
								143	H	George Washington	50 56					
								149	A	Massachusetts	43 61					
								149	H	Massachusetts	47 51					
								194	A	La Salle	59 67					
								194	H	La Salle	53 59					
								195	N	Furman	48 63					
								203	H	American	72 51					
								209	H	Rhode Island	47 49					
								250	H	George Mason	49 54					
								283	H	Sacred Heart	71 44					
								298	A	St. Bonaventure	61 60					
								320	H	Navy	49 40					
LAST 10 Division I																
88	A	Fordham	36 59	194	H	La Salle	53 59									
88	A	Fordham	45 67	130	A	Duquesne	42 53									
149	H	Massachusetts	47 51	85	A	Saint Louis	48 63									
250	H	George Mason	49 54	39	H	Dayton	44 59									
140	A	Davidson	63 54	143	H	George Washington	50 56									

Non-Div I Games:

Saint Joseph's

■ Loss,
 ■ Non-Conf,
 ■ S Site,
 ■ H Home
 ■ A Away
 N Neutral

Saint Louis

Through Games Of March 9, 2020

Average RPI Win:	169	WON-LOST	WINNING	LAST 10	STRENGTH OF	OPP. STRENGTH	TEAM	ADJ.	CONF.	ADJ CONF.
Average RPI Loss:	99	RECORD	PCT. RANK	GAMES	SCHEDULE	OF SCHEDULE	RPI	RPI	RPI	RPI
DIV. I ONLY	19- 13	124	6-4	75	107	85	85	12	12	
DIV. I NON-CONF.	8- 5	117	0	86	72	76	76	12	12	
TOTALS	RPI 1-25	RPI 26-50	W-L RECORDS	RPI 51-100	RPI 101-150	RPI 150+				
19- 13	0- 1	1- 3	OVERALL	4- 3	6- 4	8- 2				
10- 5	0- 1	1- 1	HOME	3- 1	3- 2	3- 0				
8- 8	0- 0	0- 2	AWAY	1- 2	2- 2	5- 2				
1- 0	0- 0	0- 0	NEUTRAL	0- 0	1- 0	0- 0				
8- 5	0- 1	1- 0	NON-CONFERENCE	3- 0	1- 3	3- 1				
4- 2	0- 1	1- 0	HOME	2- 0	1- 1	0- 0				
4- 3	0- 0	0- 0	AWAY	1- 0	0- 2	3- 1				
0- 0	0- 0	0- 0	NEUTRAL	0- 0	0- 0	0- 0				
11- 8	0- 0	0- 3	CONFERENCE	1- 3	5- 1	5- 1				
6- 3	0- 0	0- 1	HOME	1- 1	2- 1	3- 0				
4- 5	0- 0	0- 2	AWAY	0- 2	2- 0	2- 1				
1- 0	0- 0	0- 0	NEUTRAL	0- 0	1- 0	0- 0				

RPI	S	Opponent	Score	RPI	S	Opponent	Score	RPI	S	Opponent	Score	RPI	S	Opponent	Score
9	H	Princeton	50 66	39	A	Dayton	47 48	59	A	Cincinnati	60 50	110	A	Southern Ill.	53 61
				39	A	Dayton	50 58	75	H	Illinois St.	61 56	125	H	Colgate	61 51
				39	H	Dayton	66 78	87	H	Southeast Mo. St.	76 61	127	A	Richmond	60 57
				48	H	UT Martin	56 50	88	A	Fordham	54 66	128	A	Vanderbilt	50 62
								88	H	Fordham	59 49	130	H	Duquesne	53 50
								89	A	VCU	60 67	131	H	Kansas	60 68
								89	H	VCU	52 65	140	H	Davidson	58 65
												143	A	George Washington	59 45
												149	H	Massachusetts	71 56
												149	N	Massachusetts	65 52
												175	A	Missouri	58 83
												186	A	Northern Ky.	67 42
												194	A	La Salle	77 61
												209	A	Rhode Island	63 72
												236	H	Saint Joseph's	63 48
												250	A	George Mason	64 51
												250	H	George Mason	69 61
												275	A	Indiana St.	55 53
												298	H	St. Bonaventure	72 51
												338	A	SIUE	68 35
LAST 10 Division I															
				39	A	Dayton	50 58	89	A	VCU	60 67				
				149	N	Massachusetts	65 52	88	H	Fordham	59 49				
				250	H	George Mason	69 61	149	H	Massachusetts	71 56				
				39	H	Dayton	66 78	209	A	Rhode Island	63 72				
				127	A	Richmond	60 57	250	A	George Mason	64 51				

Non-Div I Games:

Saint Louis

■ Loss,
 ■ Non-Conf,
 ■ S Site,
 ■ H Home
 ■ A Away
 N Neutral

Saint Mary's (CA)

Through Games Of March 9, 2020

Average RPI Win:	210	WON-LOST	WINNING	LAST 10	STRENGTH OF	OPP. STRENGTH	TEAM	ADJ.	CONF.	ADJ CONF.
Average RPI Loss:	119	RECORD	PCT. RANK	GAMES	SCHEDULE	OF SCHEDULE	RPI	RPI	RPI	RPI
DIV. I ONLY	12- 19	241	2-8	115	116	202	202	11	11	
DIV. I NON-CONF.	5- 6	187	0	75	126	153	153	11	11	
TOTALS	RPI 1-25	RPI 26-50	W-L RECORDS	RPI 51-100	RPI 101-150	RPI 150+				
12- 19	1- 3	1- 1	OVERALL	0- 2	0- 7	10- 6				
7- 8	1- 2	1- 0	HOME	0- 1	0- 3	5- 2				
3- 10	0- 1	0- 1	AWAY	0- 1	0- 4	3- 3				
2- 1	0- 0	0- 0	NEUTRAL	0- 0	0- 0	2- 1				
5- 6	0- 2	1- 1	NON-CONFERENCE	0- 0	0- 1	4- 2				
4- 2	0- 2	1- 0	HOME	0- 0	0- 0	3- 0				
0- 4	0- 0	0- 1	AWAY	0- 0	0- 1	0- 2				
1- 0	0- 0	0- 0	NEUTRAL	0- 0	0- 0	1- 0				
7- 13	1- 1	0- 0	CONFERENCE	0- 2	0- 6	6- 4				
3- 6	1- 0	0- 0	HOME	0- 1	0- 3	2- 2				
3- 6	0- 1	0- 0	AWAY	0- 1	0- 3	3- 1				
1- 1	0- 0	0- 0	NEUTRAL	0- 0	0- 0	1- 1				

RPI 1-25				RPI 26-50				RPI 51-100				RPI 101+				Team's RPI: 202
RPI	S	Opponent	Score	RPI	S	Opponent	Score	RPI	S	Opponent	Score	RPI	S	Opponent	Score	
12	A	Gonzaga	49 74	28	H	Western Ky.	80 73	93	A	BYU	39 60	105	A	San Diego	59 73	
12	H	Gonzaga	70 60	37	A	UCF	58 67	93	H	BYU	55 65	105	H	San Diego	54 72	
16	H	NC State	70 87									109	A	Portland	65 78	
23	H	Marquette	63 77									109	H	Portland	53 72	
												131	A	Kansas	81 86	
												136	A	Pacific	53 65	
												136	H	Pacific	66 68	
												157	H	UC Davis	83 74	
												163	A	Wyoming	67 69	
												181	A	Pepperdine	64 73	
												181	H	Pepperdine	85 78	
												181	N	Pepperdine	72 87	
												190	A	Santa Clara	95 87	
												190	H	Santa Clara	87 94	
												214	A	San Francisco	86 79	
												214	H	San Francisco	55 69	
												233	A	Nevada	72 78	
												245	H	UC Santa Barbara	64 43	
												296	A	LMU (CA)	70 61	
												296	H	LMU (CA)	86 70	
												296	N	LMU (CA)	72 63	
												298	N	St. Bonaventure	72 57	
												309	H	Cal Poly	84 67	
LAST 10 Division I																
				181	N	Pepperdine	72 87	105	A	San Diego	59 73					
				296	N	LMU (CA)	72 63	93	A	BYU	39 60					
				214	H	San Francisco	55 69	12	H	Gonzaga	70 60					
				190	H	Santa Clara	87 94	109	H	Portland	53 72					
				136	A	Pacific	53 65	181	A	Pepperdine	64 73					

Non-Div I Games:

Saint Mary's (CA)

■ Loss,
 ■ Non-Conf,
 ■ S Site,
 ■ Home
 ■ Away
 N Neutral

Average RPI Win: 270		WON-LOST	WINNING	LAST 10	STRENGTH OF	OPP. STRENGTH	TEAM	ADJ.	CONF.	ADJ CONF.
Average RPI Loss: 223		RECORD	PCT. RANK	GAMES	SCHEDULE	OF SCHEDULE	RPI	RPI	RPI	RPI
DIV. I ONLY		9- 20	281	4-6	329	317	317	317	24	24
DIV. I NON-CONF.		3- 6	235	0	340	349	324	324	25	25
TOTALS	RPI 1-25	RPI 26-50		W-L RECORDS		RPI 51-100	RPI 101-150	RPI 150+		
9- 20	0- 0	0- 0		OVERALL		1- 3	0- 1	8- 16		
6- 7	0- 0	0- 0		HOME		1- 1	0- 1	5- 5		
3- 13	0- 0	0- 0		AWAY		0- 2	0- 0	3- 11		
0- 0	0- 0	0- 0		NEUTRAL		0- 0	0- 0	0- 0		
3- 6	0- 0	0- 0		NON-CONFERENCE		0- 0	0- 1	3- 5		
1- 2	0- 0	0- 0		HOME		0- 0	0- 1	1- 1		
2- 4	0- 0	0- 0		AWAY		0- 0	0- 0	2- 4		
0- 0	0- 0	0- 0		NEUTRAL		0- 0	0- 0	0- 0		
6- 14	0- 0	0- 0		CONFERENCE		1- 3	0- 0	5- 11		
5- 5	0- 0	0- 0		HOME		1- 1	0- 0	4- 4		
1- 9	0- 0	0- 0		AWAY		0- 2	0- 0	1- 7		
0- 0	0- 0	0- 0		NEUTRAL		0- 0	0- 0	0- 0		

[illegible]

Non-Div I Games:

Saint Peter's

Loss, Non-Conf, S Site, H Home A Away N Neutral

Average RPI Win:	256	WON-LOST	WINNING	LAST 10	STRENGTH OF	OPP. STRENGTH	TEAM	ADJ.	CONF.	ADJ CONF.
Average RPI Loss:	140	RECORD	PCT. RANK	GAMES	SCHEDULE	OF SCHEDULE	RPI	RPI	RPI	RPI
DIV. I ONLY	16- 10	109	6-4	259	245	147	147	23	23	
DIV. I NON-CONF.	2- 4	235	0	324	112	273	273	24	24	
TOTALS	RPI 1-25	RPI 26-50	W-L RECORDS	RPI 51-100	RPI 101-150	RPI 150+				
16- 10	0- 0	0- 0	OVERALL	1- 6	0- 1	15- 3				
8- 3	0- 0	0- 0	HOME	1- 2	0- 0	7- 1				
8- 7	0- 0	0- 0	AWAY	0- 4	0- 1	8- 2				
0- 0	0- 0	0- 0	NEUTRAL	0- 0	0- 0	0- 0				
2- 4	0- 0	0- 0	NON-CONFERENCE	0- 1	0- 1	2- 2				
1- 0	0- 0	0- 0	HOME	0- 0	0- 0	1- 0				
1- 4	0- 0	0- 0	AWAY	0- 1	0- 1	1- 2				
0- 0	0- 0	0- 0	NEUTRAL	0- 0	0- 0	0- 0				
14- 6	0- 0	0- 0	CONFERENCE	1- 5	0- 0	13- 1				
7- 3	0- 0	0- 0	HOME	1- 2	0- 0	6- 1				
7- 3	0- 0	0- 0	AWAY	0- 3	0- 0	7- 0				
0- 0	0- 0	0- 0	NEUTRAL	0- 0	0- 0	0- 0				

RPI 1-25			RPI 26-50			RPI 51-100			RPI 101+			Team's RPI: 147	
RPI	S	Opponent	Score	RPI	S	Opponent	Score	RPI	S	Opponent	Score		
								78	A	A&M-Corpus Christi	54	57	
								78	H	A&M-Corpus Christi	45	60	
								82	A	SFA	50	64	
								82	H	SFA	63	55	
								84	A	Abilene Christian	91	94	
								84	H	Abilene Christian	73	81	
								91	A	Oklahoma	71	95	
LAST 10 Division I													
				82	A	SFA	50	64	237	H	Central Ark.	73	58
				78	H	A&M-Corpus Christi	45	60	252	H	Southeastern La.	81	75
				84	A	Abilene Christian	91	94	255	A	Nicholls St.	80	77
				315	H	Houston Baptist	75	60	267	H	Incarnate Word	74	77
				266	A	Lamar University	75	68	82	H	SFA	63	55
										</			

Non-Div I Games: Jarvis Christian 114 46 Howard Payne 91 49 Wiley 102 52

Sam Houston St.

Loss, Non-Conf, S Site, H Home A Away N Neutral

RPI 1-25					
RPI	S	Opponent	Score		
24	A	Kentucky	49	79	
RPI 26-50					
RPI	S	Opponent	Score		
28	H	Western Ky.	84	88	
31	A	Florida St.	59	88	
44	H	Troy	65	74	
48	A	UT Martin	75	80	
RPI 51-100					
RPI	S	Opponent	Score		
88	A	Fordham	37	68	
RPI 101+					
RPI	S	Opponent	Team's RPI:	Score	
101	A	UAB	69	76	
137	A	North Ala.	79	63	
139	A	Florida	48	84	
142	A	UNC Greensboro	56	42	
142	H	UNC Greensboro	69	57	
142	N	UNC Greensboro	59	54	
195	A	Furman	69	77	
195	H	Furman	59	72	
195	N	Furman	75	45	
206	H	Tennessee Tech	57	72	
207	A	Chattanooga	58	64	
207	H	Chattanooga	60	46	
222	A	Kennesaw St.	55	60	
239	A	Murray St.	84	56	
273	A	Wofford	74	58	
273	H	Wofford	63	69	
288	A	ETSU	76	60	
288	H	ETSU	68	34	
324	A	Mercer	60	54	
324	H	Mercer	72	64	
325	A	Alabama St.	83	48	
328	N	Hofstra	65	45	
342	A	Western Caro.	62	50	
342	H	Western Caro.	70	53	
342	N	Western Caro.	77	62	

Page 273

San Diego				Through Games Of March 9, 1980						
Average RPI Win:	202	WON-LOST	WINNING	LAST 10	STRENGTH OF	OPP. STRENGTH	TEAM	ADJ.	CONF.	ADJ CONF.
Average RPI Loss:	125	RECORD	PCT. RANK	GAMES	SCHEDULE	OF SCHEDULE	RPI	RPI	RPI	RPI
DIV. I ONLY	19- 10	77	8-2		152	143	105	105	11	11
DIV. I NON-CONF.	5- 5	164	0		220	298	229	229	11	11

TOTALS	RPI 1-25		RPI 26-50	W-L RECORDS		RPI 51-100	RPI 101-150		RPI 150+	
19- 10	0- 2		0- 0	OVERALL		1- 1	4- 4		14- 3	
11- 5	0- 1		0- 0	HOME		1- 0	2- 3		8- 1	
7- 5	0- 1		0- 0	AWAY		0- 1	2- 1		5- 2	
1- 0	0- 0		0- 0	NEUTRAL		0- 0	0- 0		1- 0	
5- 5	0- 0		0- 0	NON-CONFERENCE		0- 0	0- 4		5- 1	
3- 4	0- 0		0- 0	HOME		0- 0	0- 3		3- 1	
2- 1	0- 0		0- 0	AWAY		0- 0	0- 1		2- 0	
0- 0	0- 0		0- 0	NEUTRAL		0- 0	0- 0		0- 0	
14- 5	0- 2		0- 0	CONFERENCE		1- 1	4- 0		9- 2	
8- 1	0- 1		0- 0	HOME		1- 0	2- 0		5- 0	
5- 4	0- 1		0- 0	AWAY		0- 1	2- 0		3- 2	
1- 0	0- 0		0- 0	NEUTRAL		0- 0	0- 0		1- 0	




























































RPI 1-25					
RPI	S	Opponent	Score		
12	A	Gonzaga	46	57	
12	H	Gonzaga	42	57	
RPI 26-50					
RPI	S	Opponent	Score		
RPI 51-100					
RPI	S	Opponent	Score		
93	A	BYU	36	52	
93	H	BYU	51	45	
RPI 101+					
RPI	S	Opponent	Team's RPI: Score		
108	H	Idaho	32	65	
109	A	Portland	62	58	
109	H	Portland	74	55	
134	H	Texas Tech	60	64	
136	A	Pacific	66	64	
136	H	Pacific	66	61	
141	H	Washington	47	65	
145	A	San Jose St.	82	88	
181	A	Pepperdine	57	73	
181	H	Pepperdine	62	58	
181	N	Pepperdine	59	44	
190	A	Santa Clara	66	78	
190	H	Santa Clara	50	47	
193	H	Towson	81	67	
202	A	Saint Mary's (CA)	72	54	
202	H	Saint Mary's (CA)	73	59	
214	A	San Francisco	61	58	
214	H	San Francisco	54	50	
229	H	Cal St. Fullerton	67	72	
243	A	San Diego St.	70	47	
270	A	Air Force	70	59	
281	H	CSUN	59	40	
294	H	Monmouth	57	49	
296	A	LMU (CA)	67	59	
296	H	LMU (CA)	54	50	
LAST 10 Division I					
181	N	Pepperdine	59	44	
181	H	Pepperdine	62	58	
296	H	LMU (CA)	54	50	
190	A	Santa Clara	66	78	
214	A	San Francisco	61	58	
202	H	Saint Mary's (CA)	73	59	
136	H	Pacific	66	61	
93	H	BYU	51	45	
109	A	Portland	62	58	
12	A	Gonzaga	46	57	

Non-Div I Games:	Biola	81	28
------------------	-------	----	----

San Diego






Loss, Non-Conf, S Site, H Home A Away N Neutral

Average RPI Win:	245	WON-LOST	WINNING	LAST 10	STRENGTH OF	OPP. STRENGTH	TEAM	ADJ.	CONF.	ADJ CONF.
Average RPI Loss:	179	RECORD	PCT. RANK	GAMES	SCHEDULE	OF SCHEDULE	RPI	RPI	RPI	RPI
DIV. I ONLY	13- 17	210	6-4	219	239	243	243	17	17	
DIV. I NON-CONF.	4- 7	225	0	228	329	276	276	20	20	
TOTALS	RPI 1-25	RPI 26-50	W-L RECORDS	RPI 51-100	RPI 101-150	RPI 150+				
13- 17	0- 0	0- 0	OVERALL	0- 4	0- 3	13- 10				
8- 8	0- 0	0- 0	HOME	0- 2	0- 2	8- 4				
5- 8	0- 0	0- 0	AWAY	0- 2	0- 1	5- 5				
0- 1	0- 0	0- 0	NEUTRAL	0- 0	0- 0	0- 1				
4- 7	0- 0	0- 0	NON-CONFERENCE	0- 0	0- 2	4- 5				
2- 5	0- 0	0- 0	HOME	0- 0	0- 2	2- 3				
2- 2	0- 0	0- 0	AWAY	0- 0	0- 0	2- 2				
0- 0	0- 0	0- 0	NEUTRAL	0- 0	0- 0	0- 0				
9- 10	0- 0	0- 0	CONFERENCE	0- 4	0- 1	9- 5				
6- 3	0- 0	0- 0	HOME	0- 2	0- 0	6- 1				
3- 6	0- 0	0- 0	AWAY	0- 2	0- 1	3- 3				
0- 1	0- 0	0- 0	NEUTRAL	0- 0	0- 0	0- 1				

RPI 1-25			RPI 26-50			RPI 51-100			RPI 101+			Team's RPI: 243
RPI	S	Opponent	Score	RPI	S	Opponent	Score	RPI	S	Opponent	Score	
						67  Fresno St.	54  79	105  San Diego	47  70			
						67  Fresno St.	60  65	124  California	48  74			
						80  Boise St.	72  86	145  San Jose St.	67  84			
						80  Boise St.	67  69	163  Wyoming	67  81			
								163  Wyoming	67 60			
								193  Towson	80 72			
								210  Hawaii	58  61			
								218  UNLV	67  72			
								218  UNLV	48 39			
								229  Cal St. Fullerton	55 45			
								230  New Mexico	67 58			
								230  New Mexico	75 74			
								233  Nevada	69  70			
								233  Nevada	81 68			
								234  Alabama A&M	53  61			
								244  Arkansas St.	62  71			
								245  UC Santa Barbara	52  64			
								267  Incarnate Word	57 48			
								270  Air Force	49  51			
								280  Utah St.	59 51			
								280  Utah St.	66 62			
								280 N Utah St.	79  81			
								281  CSUN	69  74			
								284  California Baptist	80 68			
								291  Colorado St.	64 61			
								291  Colorado St.	59 49			
LAST 10 Division I												
						280 N Utah St.	79  81	230  New Mexico	67 58			
						233  Nevada	81 68	270  Air Force	49  51			
						291  Colorado St.	64 61	280  Utah St.	59 51			
						218  UNLV	67  72	230  New Mexico	75 74			
						80  Boise St.	67  69	218  UNLV	48 39			

Non-Div I Games: Westcliff 77 56

San Diego St.

 Loss,
  Non-Conf,
  S Site,
  Home
  Away
 N Neutral

San Francisco

Through Games Of March 9, 2020

Average RPI Win:	224	WON-LOST	WINNING	LAST 10	STRENGTH OF	OPP. STRENGTH	TEAM	ADJ.	CONF.	ADJ CONF.
Average RPI Loss:	123	RECORD	PCT. RANK	GAMES	SCHEDULE	OF SCHEDULE	RPI	RPI	RPI	RPI
DIV. I ONLY	12- 19	241	5-5	149	120	214	214	11	11	
DIV. I NON-CONF.	7- 5	131	0	165	196	141	141	11	11	
TOTALS	RPI 1-25	RPI 26-50	W-L RECORDS	RPI 51-100	RPI 101-150	RPI 150+				
12- 19	0- 4	0- 0	OVERALL	1- 1	1- 7	10- 7				
5- 9	0- 2	0- 0	HOME	1- 0	0- 4	4- 3				
4- 8	0- 1	0- 0	AWAY	0- 1	1- 3	3- 3				
3- 2	0- 1	0- 0	NEUTRAL	0- 0	0- 0	3- 1				
7- 5	0- 2	0- 0	NON-CONFERENCE	0- 0	0- 2	7- 1				
3- 2	0- 1	0- 0	HOME	0- 0	0- 1	3- 0				
1- 2	0- 0	0- 0	AWAY	0- 0	0- 1	1- 1				
3- 1	0- 1	0- 0	NEUTRAL	0- 0	0- 0	3- 0				
5- 14	0- 2	0- 0	CONFERENCE	1- 1	1- 5	3- 6				
2- 7	0- 1	0- 0	HOME	1- 0	0- 3	1- 3				
3- 6	0- 1	0- 0	AWAY	0- 1	1- 2	2- 2				
0- 1	0- 0	0- 0	NEUTRAL	0- 0	0- 0	0- 1				

RPI S	Opponent	Score	RPI S	Opponent	Score	RPI S	Opponent	Score	RPI S	Opponent	Score	Team's RPI: 214
6	H Stanford	71 97				93	A BYU	44 57	105	A San Diego	50 54	
10	N Mississippi St.	38 73				93	H BYU	60 58	105	H San Diego	58 61	
12	A Gonzaga	38 56							108	H Idaho	60 66	
12	H Gonzaga	46 69							109	A Portland	49 69	
									109	H Portland	66 73	
									136	A Pacific	67 61	
									136	H Pacific	61 84	
									141	A Washington	54 73	
									157	A UC Davis	67 79	
									181	A Pepperdine	70 82	
									181	H Pepperdine	64 70	
									190	A Santa Clara	72 66	
									190	H Santa Clara	72 80	
									190	N Santa Clara	65 72	
									202	A Saint Mary's (CA)	69 55	
									202	H Saint Mary's (CA)	79 86	
									215	N Houston	80 57	
									225	A Northern Colo.	90 83	
									229	H Cal St. Fullerton	71 63	
									253	N Bowling Green	64 56	
									256	N UC Irvine	68 61	
									281	H CSUN	79 61	
									296	A LMU (CA)	69 76	
									296	H LMU (CA)	70 68	
									307	H Sacramento St.	87 82	
LAST 10 Division I												
190	N Santa Clara	65 72	109	A Portland	49 69							
202	A Saint Mary's (CA)	69 55	12	A Gonzaga	38 56							
136	A Pacific	67 61	296	H LMU (CA)	70 68							
93	H BYU	60 58	181	H Pepperdine	64 70							
105	H San Diego	58 61	190	A Santa Clara	72 66							

Non-Div I Games:

San Francisco

■ Loss,
 ■ Non-Conf,
 ■ S Site,
 ■ Home
 ■ A Away
 N Neutral

Average RPI Win:	231	WON-LOST	WINNING	LAST 10	STRENGTH OF	OPP. STRENGTH	TEAM	ADJ.	CONF.	ADJ CONF.
Average RPI Loss:	158	RECORD	PCT. RANK	GAMES	SCHEDULE	OF SCHEDULE	RPI	RPI	RPI	RPI
DIV. I ONLY	18- 12	117	4-6	214	208	145	145	17	17	
DIV. I NON-CONF.	5- 5	164	0	266	248	219	219	20	20	
TOTALS	RPI 1-25	RPI 26-50	W-L RECORDS	RPI 51-100	RPI 101-150	RPI 150+				
18- 12	0- 0	0- 0	OVERALL	1- 5	2- 0	15- 7				
10- 3	0- 0	0- 0	HOME	1- 1	2- 0	7- 2				
7- 6	0- 0	0- 0	AWAY	0- 2	0- 0	7- 4				
1- 3	0- 0	0- 0	NEUTRAL	0- 2	0- 0	1- 1				
5- 5	0- 0	0- 0	NON-CONFERENCE	0- 1	2- 0	3- 4				
4- 0	0- 0	0- 0	HOME	0- 0	2- 0	2- 0				
1- 3	0- 0	0- 0	AWAY	0- 0	0- 0	1- 3				
0- 2	0- 0	0- 0	NEUTRAL	0- 1	0- 0	0- 1				
13- 7	0- 0	0- 0	CONFERENCE	1- 4	0- 0	12- 3				
6- 3	0- 0	0- 0	HOME	1- 1	0- 0	5- 2				
6- 3	0- 0	0- 0	AWAY	0- 2	0- 0	6- 1				
1- 1	0- 0	0- 0	NEUTRAL	0- 1	0- 0	1- 0				

RPI S	Opponent	Score	RPI S	Opponent	Score	RPI S	Opponent	Score	RPI S	Opponent	Score	Team's RPI: 145
67	A Fresno St.	76	78	105	H San Diego	88	82					
67	H Fresno St.	76	85	114	H Buffalo	95	88					
67	N Fresno St.	68	94	163	A Wyoming	45	80					
80	A Boise St.	67	85	174	N Northern Ariz.	64	67					
80	H Boise St.	74	61	190	A Santa Clara	81	89					
93	N BYU	56	75	218	A UNLV	76	63					
				218	H UNLV	62	60					
				218	N UNLV	67	48					
				230	A New Mexico	81	80					
				230	H New Mexico	89	85					
				233	A Nevada	72	70					
				233	H Nevada	76	80					
				240	A CSU Bakersfield	71	75					
				243	H San Diego St.	84	67					
				245	A UC Santa Barbara	73	70					
				256	A UC Irvine	77	79					
				270	A Air Force	68	60					
				270	H Air Force	66	67					
				280	A Utah St.	76	61					
				280	H Utah St.	76	38					
				291	A Colorado St.	58	53					
				291	H Colorado St.	69	64					
				307	H Sacramento St.	73	67					
				312	H Eastern Wash.	84	66					
LAST 10 Division I												
67	N Fresno St.	68	94	80	A Boise St.	67	85					
218	N UNLV	67	48	270	H Air Force	66	67					
218	A UNLV	76	63	67	A Fresno St.	76	78					
280	H Utah St.	76	38	233	H Nevada	76	80					
291	H Colorado St.	69	64	163	A Wyoming	45	80					

Non-Div I Games: La Verne 128 62

San Jose St.

Santa Clara

Through Games Of March 9, 2020

Average RPI Win:	179	WON-LOST	WINNING	LAST 10	STRENGTH OF	OPP. STRENGTH	TEAM	ADJ.	CONF.	ADJ CONF.
Average RPI Loss:	131	RECORD	PCT. RANK	GAMES	SCHEDULE	OF SCHEDULE	RPI	RPI	RPI	RPI
DIV. I ONLY	11- 19	259	4-6	93	122	190	190	11	11	
DIV. I NON-CONF.	5- 5	164	0	57	156	94	94	11	11	
TOTALS	RPI 1-25	RPI 26-50	W-L RECORDS	RPI 51-100	RPI 101-150	RPI 150+				
11- 19	0- 3	0- 1	OVERALL	1- 2	3- 6	7- 7				
5- 7	0- 1	0- 0	HOME	1- 1	3- 1	1- 4				
4- 10	0- 2	0- 1	AWAY	0- 1	0- 4	4- 2				
2- 2	0- 0	0- 0	NEUTRAL	0- 0	0- 1	2- 1				
5- 5	0- 1	0- 1	NON-CONFERENCE	1- 0	1- 1	3- 2				
2- 1	0- 0	0- 0	HOME	1- 0	1- 0	0- 1				
2- 3	0- 1	0- 1	AWAY	0- 0	0- 1	2- 0				
1- 1	0- 0	0- 0	NEUTRAL	0- 0	0- 0	1- 1				
6- 14	0- 2	0- 0	CONFERENCE	0- 2	2- 5	4- 5				
3- 6	0- 1	0- 0	HOME	0- 1	2- 1	1- 3				
2- 7	0- 1	0- 0	AWAY	0- 1	0- 3	2- 2				
1- 1	0- 0	0- 0	NEUTRAL	0- 0	0- 1	1- 0				

RPI 1-25				RPI 26-50				RPI 51-100				RPI 101+ Team's RPI: 190			
RPI	S	Opponent	Score	RPI	S	Opponent	Score	RPI	S	Opponent	Score	RPI	S	Opponent	Score
8	A	Missouri St.	64 71	27	A	Arizona	52 65	67	H	Fresno St.	90 66	105	A	San Diego	47 50
12	A	Gonzaga	46 53					93	A	BYU	48 71	105	H	San Diego	78 66
12	H	Gonzaga	52 67					93	H	BYU	51 60	109	A	Portland	62 84
												109	H	Portland	77 80
												124	A	California	65 69
												136	A	Pacific	69 71
												136	H	Pacific	75 65
												136	N	Pacific	49 67
												145	H	San Jose St.	89 81
												152	N	Montana	68 58
												157	A	UC Davis	62 61
												181	A	Pepperdine	71 79
												181	H	Pepperdine	61 79
												185	N	Delaware	80 81
												202	A	Saint Mary's (CA)	94 87
												202	H	Saint Mary's (CA)	87 95
												214	A	San Francisco	80 72
												214	H	San Francisco	66 72
												214	N	San Francisco	72 65
												274	H	Long Beach St.	46 54
												281	A	CSUN	76 55
												296	A	LMU (CA)	59 75
												296	H	LMU (CA)	76 60
LAST 10 Division I															
				136	N	Pacific	49 67	93	H	BYU	51 60				
				214	N	San Francisco	72 65	12	A	Gonzaga	46 53				
				136	A	Pacific	69 71	109	A	Portland	62 84				
				202	A	Saint Mary's (CA)	94 87	181	H	Pepperdine	61 79				
				105	H	San Diego	78 66	296	H	LMU (CA)	76 60				

Non-Div I Games: UC Santa Cruz 109 51

Santa Clara

Loss, Non-Conf, S Site, H Home A Away N Neutral

Average RPI Win:	296	WON-LOST	WINNING	LAST 10	STRENGTH OF	OPP. STRENGTH	TEAM	ADJ.	CONF.	ADJ CONF.
Average RPI Loss:	218	RECORD	PCT. RANK	GAMES	SCHEDULE	OF SCHEDULE	RPI	RPI	RPI	RPI
DIV. I ONLY	9- 16	263	5-5	298	342	305	305	31	31	
DIV. I NON-CONF.	3- 7	252	0	233	310	282	282	32	32	
TOTALS	RPI 1-25	RPI 26-50	W-L RECORDS	RPI 51-100	RPI 101-150	RPI 150+				
9- 16	0- 0	0- 0	OVERALL	0- 1	0- 2	9- 13				
7- 5	0- 0	0- 0	HOME	0- 1	0- 1	7- 3				
2- 11	0- 0	0- 0	AWAY	0- 0	0- 1	2- 10				
0- 0	0- 0	0- 0	NEUTRAL	0- 0	0- 0	0- 0				
3- 7	0- 0	0- 0	NON-CONFERENCE	0- 1	0- 2	3- 4				
2- 2	0- 0	0- 0	HOME	0- 1	0- 1	2- 0				
1- 5	0- 0	0- 0	AWAY	0- 0	0- 1	1- 4				
0- 0	0- 0	0- 0	NEUTRAL	0- 0	0- 0	0- 0				
6- 9	0- 0	0- 0	CONFERENCE	0- 0	0- 0	6- 9				
5- 3	0- 0	0- 0	HOME	0- 0	0- 0	5- 3				
1- 6	0- 0	0- 0	AWAY	0- 0	0- 0	1- 6				
0- 0	0- 0	0- 0	NEUTRAL	0- 0	0- 0	0- 0				

RPI S	Opponent	Score	RPI S	Opponent	Score	RPI S	Opponent	Score	RPI S	Opponent	Score	Team's RPI: 305
						63	H Montana St.	65 73	108	H Idaho	84 90	
									141	A Washington	46 78	
									174	A Northern Ariz.	80 88	
									178	A Idaho St.	48 73	
									199	A UMKC	65 68	
									199	H UMKC	65 76	
									229	A Cal St. Fullerton	63 81	
									240	A CSU Bakersfield	43 55	
									240	H CSU Bakersfield	63 57	
									247	A Grand Canyon	60 63	
									247	H Grand Canyon	48 56	
									274	H Long Beach St.	66 54	
									280	A Utah St.	63 70	
									284	A California Baptist	83 49	
									284	H California Baptist	79 90	
									290	A Utah Valley	58 70	
									290	H Utah Valley	82 80	
									300	A UTRGV	81 85	
									300	H UTRGV	78 70	
									307	H Sacramento St.	88 84	
									309	A Cal Poly	72 49	
									313	A New Mexico St.	65 83	
									313	H New Mexico St.	67 57	
									349	H Chicago St.	80 51	
LAST 10 Division I												
			199	A UMKC	65 68		313	H New Mexico St.	67	57		
			284	H California Baptist	79 90		290	H Utah Valley	82	80		
			240	A CSU Bakersfield	43 55		284	A California Baptist	83	49		
			247	A Grand Canyon	60 63		240	H CSU Bakersfield	63	57		
			300	H UTRGV	78 70		247	H Grand Canyon	48	56		

Non-Div I Games: Warner Pacific 89 47 Saint Martin's 91 81 Central Wash. 75 65

Seattle U

Loss, Non-Conf, S Site, H Home A Away N Neutral

Seton Hall

Through Games Of March 9, 2020

Average RPI Win:	172	WON-LOST	WINNING	LAST 10	STRENGTH OF	OPP. STRENGTH	TEAM	ADJ.	CONF.	ADJ CONF.
Average RPI Loss:	44	RECORD	PCT. RANK	GAMES	SCHEDULE	OF SCHEDULE	RPI	RPI	RPI	RPI
DIV. I ONLY	19- 12	110	6-4	47	74	62	62	6	6	
DIV. I NON-CONF.	7- 4	100	0	52	103	80	80	6	6	
TOTALS	RPI 1-25	RPI 26-50	W-L RECORDS	RPI 51-100	RPI 101-150	RPI 150+				
19- 12	1- 6	0- 0	OVERALL	6- 5	1- 1	11- 0				
10- 5	1- 3	0- 0	HOME	3- 2	0- 0	6- 0				
6- 6	0- 3	0- 0	AWAY	2- 2	0- 1	4- 0				
3- 1	0- 0	0- 0	NEUTRAL	1- 1	1- 0	1- 0				
7- 4	0- 2	0- 0	NON-CONFERENCE	1- 1	1- 1	5- 0				
4- 2	0- 2	0- 0	HOME	1- 0	0- 0	3- 0				
1- 1	0- 0	0- 0	AWAY	0- 0	0- 1	1- 0				
2- 1	0- 0	0- 0	NEUTRAL	0- 1	1- 0	1- 0				
12- 8	1- 4	0- 0	CONFERENCE	5- 4	0- 0	6- 0				
6- 3	1- 1	0- 0	HOME	2- 2	0- 0	3- 0				
5- 5	0- 3	0- 0	AWAY	2- 2	0- 0	3- 0				
1- 0	0- 0	0- 0	NEUTRAL	1- 0	0- 0	0- 0				

RPI 1-25				RPI 26-50				RPI 51-100 Team's RPI: 62				RPI 101+			
RPI	S	Opponent	Score	RPI	S	Opponent	Score	RPI	S	Opponent	Score	RPI	S	Opponent	Score
4	H	UConn	78 92					51	A	Creighton	66 78	107	A	Lehigh	68 75
9	H	Princeton	76 78					51	H	Creighton	82 70	128	N	Vanderbilt	69 65
18	A	DePaul	68 85					58	A	St. John's (NY)	76 77	168	H	Lafayette	74 50
18	A	DePaul	80 83					58	H	St. John's (NY)	66 82	187	A	Providence	71 45
18	H	DePaul	76 86					79	N	Georgia Tech	54 79	187	H	Providence	97 55
23	A	Marquette	60 81					83	A	Villanova	65 63	227	H	Fairfield	74 44
23	H	Marquette	72 60					83	H	Villanova	55 61	236	N	Saint Joseph's	55 39
								89	H	VCU	53 33	254	A	Iona	89 37
								99	A	Butler	67 62	260	A	Georgetown	61 47
								99	H	Butler	66 53	260	H	Georgetown	79 60
								99	N	Butler	83 57	269	A	Xavier	83 61
												269	H	Xavier	69 59
												283	H	Sacred Heart	95 69
LAST 10 Division I															
18	A	DePaul	80 83	51	A	Creighton	66 78								
99	N	Butler	83 57	187	A	Providence	71 45								
99	H	Butler	66 53	18	H	DePaul	76 86								
269	H	Xavier	69 59	23	H	Marquette	72 60								
58	A	St. John's (NY)	76 77	83	A	Villanova	65 63								

Non-Div I Games:

Seton Hall

■ Loss,
 ■ Non-Conf,
 ■ S Site,
 ■ H Home
 ■ A Away
 N Neutral

Average RPI Win: 280		WON-LOST	WINNING	LAST 10	STRENGTH OF	OPP. STRENGTH	TEAM	ADJ.	CONF.	ADJ CONF.
Average RPI Loss: 178		RECORD	PCT. RANK	GAMES	SCHEDULE	OF SCHEDULE	RPI	RPI	RPI	RPI
DIV. I ONLY		10- 19	270	4-6	213	314	276	276	24	24
DIV. I NON-CONF.		2- 7	288	0	124	340	283	283	25	25
TOTALS		RPI 1-25	RPI 26-50	W-L RECORDS	RPI 51-100	RPI 101-150	RPI 150+			
10- 19	0- 0		0- 0	OVERALL	0- 5	0- 3	10- 11			
7- 6	0- 0		0- 0	HOME	0- 2	0- 0	7- 4			
3- 13	0- 0		0- 0	AWAY	0- 3	0- 3	3- 7			
0- 0	0- 0		0- 0	NEUTRAL	0- 0	0- 0	0- 0			
2- 7	0- 0		0- 0	NON-CONFERENCE	0- 1	0- 3	2- 3			
2- 1	0- 0		0- 0	HOME	0- 0	0- 0	2- 1			
0- 6	0- 0		0- 0	AWAY	0- 1	0- 3	0- 2			
0- 0	0- 0		0- 0	NEUTRAL	0- 0	0- 0	0- 0			
8- 12	0- 0		0- 0	CONFERENCE	0- 4	0- 0	8- 8			
5- 5	0- 0		0- 0	HOME	0- 2	0- 0	5- 3			
3- 7	0- 0		0- 0	AWAY	0- 2	0- 0	3- 5			
0- 0	0- 0		0- 0	NEUTRAL	0- 0	0- 0	0- 0			

[illegible]

Non-Div I Games:

Siena

Loss, Non-Conf, S Site, H Home A Away N Neutral

South Alabama

Through Games Of March 9, 2020

Average RPI Win:	249	WON-LOST	WINNING	LAST 10	STRENGTH OF	OPP. STRENGTH	TEAM	ADJ.	CONF.	ADJ CONF.
Average RPI Loss:	143	RECORD	PCT. RANK	GAMES	SCHEDULE	OF SCHEDULE	RPI	RPI	RPI	RPI
DIV. I ONLY	12- 16	219	4-6	222	196	238	238	21	21	
DIV. I NON-CONF.	3- 7	252	0	238	79	285	285	19	19	
TOTALS	RPI 1-25	RPI 26-50	W-L RECORDS	RPI 51-100	RPI 101-150	RPI 150+				
12- 16	0- 0	0- 3	OVERALL	1- 3	0- 3	11- 7				
7- 8	0- 0	0- 2	HOME	1- 2	0- 2	6- 2				
5- 8	0- 0	0- 1	AWAY	0- 1	0- 1	5- 5				
0- 0	0- 0	0- 0	NEUTRAL	0- 0	0- 0	0- 0				
3- 7	0- 0	0- 1	NON-CONFERENCE	1- 1	0- 2	2- 3				
2- 4	0- 0	0- 1	HOME	1- 1	0- 1	1- 1				
1- 3	0- 0	0- 0	AWAY	0- 0	0- 1	1- 2				
0- 0	0- 0	0- 0	NEUTRAL	0- 0	0- 0	0- 0				
9- 9	0- 0	0- 2	CONFERENCE	0- 2	0- 1	9- 4				
5- 4	0- 0	0- 1	HOME	0- 1	0- 1	5- 1				
4- 5	0- 0	0- 1	AWAY	0- 1	0- 0	4- 3				
0- 0	0- 0	0- 0	NEUTRAL	0- 0	0- 0	0- 0				

RPI 1-25			RPI 26-50			RPI 51-100			RPI 101+ Team's RPI: 238		
RPI	S	Opponent	Score	RPI	S	Opponent	Score	RPI	S	Opponent	Score
44	A	Troy	68 85	44	H	Troy	73 77	73	H	Alabama	62 74
44	H	Troy	73 77	47	H	Rutgers	56 77	78	H	A&M-Corpus Christi	83 82
								96	A	Coastal Caro.	73 76
								96	H	Coastal Caro.	62 71

Non-Div I Games: William Carey 68 52 Mobile 103 59

South Alabama

Loss, Non-Conf, S Site, H Home A Away N Neutral

South Carolina

Through Games Of March 9, 2020

Average RPI Win:	92	WON-LOST	WINNING	LAST 10	STRENGTH OF	OPP. STRENGTH	TEAM	ADJ.	CONF.	ADJ CONF.
Average RPI Loss:	14	RECORD	PCT. RANK	GAMES	SCHEDULE	OF SCHEDULE	RPI	RPI	RPI	RPI
DIV. I ONLY	32- 1	1	10-0	6	3	1	1	4	4	
DIV. I NON-CONF.	13- 1	9	1-0	29	4	3	3	5	5	
TOTALS	RPI 1-25	RPI 26-50	W-L RECORDS	RPI 51-100	RPI 101-150	RPI 150+				
32- 1	8- 1	8- 0	OVERALL	4- 0	6- 0	6- 0				
15- 0	4- 0	5- 0	HOME	1- 0	2- 0	3- 0				
12- 0	2- 0	2- 0	AWAY	2- 0	3- 0	3- 0				
5- 1	2- 1	1- 0	NEUTRAL	1- 0	1- 0	0- 0				
13- 1	3- 1	4- 0	NON-CONFERENCE	0- 0	2- 0	4- 0				
7- 0	1- 0	3- 0	HOME	0- 0	0- 0	3- 0				
4- 0	1- 0	1- 0	AWAY	0- 0	1- 0	1- 0				
2- 1	1- 1	0- 0	NEUTRAL	0- 0	1- 0	0- 0				
19- 0	5- 0	4- 0	CONFERENCE	4- 0	4- 0	2- 0				
8- 0	3- 0	2- 0	HOME	1- 0	2- 0	0- 0				
8- 0	1- 0	1- 0	AWAY	2- 0	2- 0	2- 0				
3- 0	1- 0	1- 0	NEUTRAL	1- 0	0- 0	0- 0				

RPI	S	Opponent	Score	RPI	S	Opponent	Score	RPI	S	Opponent	Score	RPI	S	Opponent	Score
3	A	Maryland	63 54	26	H	Duke	89 46	64	H	Tennessee	69 48	113	N	Washington St.	68 53
4	H	UConn	70 52	29	A	Arkansas	86 65	65	A	Georgia	88 53	115	H	Auburn	79 53
5	N	Baylor	74 59	29	H	Arkansas	91 82	65	N	Georgia	89 56	118	A	Temple	78 71
10	H	Mississippi St.	81 79	29	N	Arkansas	90 64	73	A	Alabama	93 78	128	A	Vanderbilt	93 57
10	N	Mississippi St.	76 62	32	H	South Dakota	73 60					128	H	Vanderbilt	95 44
14	N	Indiana	57 71	35	H	LSU	63 48					139	A	Florida	100 67
22	H	Texas A&M	60 52	39	A	Dayton	75 49					175	A	Missouri	78 45
24	A	Kentucky	67 58	46	H	Purdue	85 49					211	H	Appalachian St.	92 50
24	H	Kentucky	99 72									221	A	Clemson	84 48
												299	A	Ole Miss	87 32
												325	H	Alabama St.	103 43
												326	H	USC Upstate	112 32
LAST 10 Division I															
10	N	Mississippi St.	76 62	24	A	Kentucky	67 58								
29	N	Arkansas	90 64	35	H	LSU	63 48								
65	N	Georgia	89 56	128	H	Vanderbilt	95 44								
22	H	Texas A&M	60 52	115	H	Auburn	79 53								
139	A	Florida	100 67	4	H	UConn	70 52								

Non-Div I Games:

South Carolina

Loss, Non-Conf, S Site, H Home A Away N Neutral

Average RPI Win:	332	WON-LOST	WINNING	LAST 10	STRENGTH OF	OPP. STRENGTH	TEAM	ADJ.	CONF.	ADJ CONF.
Average RPI Loss:	239	RECORD	PCT. RANK	GAMES	SCHEDULE	OF SCHEDULE	RPI	RPI	RPI	RPI
DIV. I ONLY	3- 26	339	0-10	344	348	350	350	29	29	
DIV. I NON-CONF.	1- 12	335	0	317	347	345	345	29	29	
TOTALS	RPI 1-25	RPI 26-50	W-L RECORDS	RPI 51-100	RPI 101-150	RPI 150+				
3- 26	0- 0	0- 0	OVERALL	0- 1	0- 3	3- 22				
1- 12	0- 0	0- 0	HOME	0- 0	0- 1	1- 11				
2- 13	0- 0	0- 0	AWAY	0- 1	0- 1	2- 11				
0- 1	0- 0	0- 0	NEUTRAL	0- 0	0- 1	0- 0				
1- 12	0- 0	0- 0	NON-CONFERENCE	0- 1	0- 1	1- 10				
0- 5	0- 0	0- 0	HOME	0- 0	0- 0	0- 5				
1- 6	0- 0	0- 0	AWAY	0- 1	0- 0	1- 5				
0- 1	0- 0	0- 0	NEUTRAL	0- 0	0- 1	0- 0				
2- 14	0- 0	0- 0	CONFERENCE	0- 0	0- 2	2- 12				
1- 7	0- 0	0- 0	HOME	0- 0	0- 1	1- 6				
1- 7	0- 0	0- 0	AWAY	0- 0	0- 1	1- 6				
0- 0	0- 0	0- 0	NEUTRAL	0- 0	0- 0	0- 0				

RPI S	Opponent	Score	RPI S	Opponent	Score	RPI S	Opponent	Score	RPI S	Opponent	Score	Team's RPI: 350
						96 A	Coastal Caro.	44 85	112 A	Bethune-Cookman	70 86	
									112 H	Bethune-Cookman	55 66	
									137 N	North Ala.	46 99	
									158 A	Norfolk St.	42 76	
									165 A	N.C. A&T	55 66	
									165 H	N.C. A&T	47 63	
									169 H	Radford	45 60	
									216 H	North Dakota	53 95	
									218 A	UNLV	57 66	
									232 A	Morgan St.	47 77	
									232 H	Morgan St.	47 60	
									258 A	UNC Asheville	51 82	
									259 H	Col. of Charleston	55 76	
									262 A	Howard	47 78	
									272 A	UNCW	46 84	
									277 H	Delaware St.	64 76	
									295 A	N.C. Central	49 90	
									295 H	N.C. Central	49 55	
									303 H	Presbyterian	49 70	
									316 A	Georgia St.	52 77	
									318 H	UMES	60 55	
									324 H	Mercer	55 66	
									326 A	USC Upstate	47 58	
									335 A	Coppin St.	71 60	
									335 H	Coppin St.	42 61	
									339 A	Florida A&M	45 57	
LAST 10 Division I												
165 H	N.C. A&T	47 63	335 H	Coppin St.	42 61							
295 H	N.C. Central	49 55	277 H	Delaware St.	64 76							
339 A	Florida A&M	45 57	165 A	N.C. A&T	55 66							
112 A	Bethune-Cookman	70 86	295 A	N.C. Central	49 90							
232 H	Morgan St.	47 60	112 H	Bethune-Cookman	55 66							

Non-Div I Games:

RPI	S	Opponent	Score
339	H	Florida A&M	39 44
343	A	Charleston So.	81 75

South Carolina St.
S
t
.

South Dakota

Through Games Of March 9, 2020

Average RPI Win:	196	WON-LOST	WINNING	LAST 10	STRENGTH OF	OPP. STRENGTH	TEAM	ADJ.	CONF.	ADJ CONF.
Average RPI Loss:	5	RECORD	PCT. RANK	GAMES	SCHEDULE	OF SCHEDULE	RPI	RPI	RPI	RPI
DIV. I ONLY	28- 2	4	10-0	212	110	32	32	19	19	
DIV. I NON-CONF.	10- 2	29	0	66	2	16	16	18	18	
TOTALS	RPI 1-25	RPI 26-50	W-L RECORDS	RPI 51-100	RPI 101-150	RPI 150+				
28- 2	2- 2	0- 0	OVERALL	3- 0	3- 0	20- 0				
13- 1	1- 1	0- 0	HOME	2- 0	0- 0	10- 0				
11- 1	0- 1	0- 0	AWAY	1- 0	3- 0	7- 0				
4- 0	1- 0	0- 0	NEUTRAL	0- 0	0- 0	3- 0				
10- 2	2- 2	0- 0	NON-CONFERENCE	1- 0	3- 0	4- 0				
5- 1	1- 1	0- 0	HOME	1- 0	0- 0	3- 0				
3- 1	0- 1	0- 0	AWAY	0- 0	3- 0	0- 0				
2- 0	1- 0	0- 0	NEUTRAL	0- 0	0- 0	1- 0				
18- 0	0- 0	0- 0	CONFERENCE	2- 0	0- 0	16- 0				
8- 0	0- 0	0- 0	HOME	1- 0	0- 0	7- 0				
8- 0	0- 0	0- 0	AWAY	1- 0	0- 0	7- 0				
2- 0	0- 0	0- 0	NEUTRAL	0- 0	0- 0	2- 0				

RPI 1-25				RPI 26-50		Team's RPI: 32	RPI 51-100			RPI 101+		
RPI	S	Opponent	Score	RPI	S	Opponent	Score	RPI	S	Opponent	Score	
1	A	South Carolina	60 73					51	H	Creighton	72 65	106 A Utah 84 81
8	H	Missouri St.	66 74					72	A	South Dakota St.	77 67	111 A Green Bay 66 60
17	N	Ohio St.	68 53					72	H	South Dakota St.	83 48	145 A Northeastern 80 76
25	H	Drake	102 94									152 H Montana 96 64
												175 H Missouri 72 56
												182 N Northern Ill. 91 48
												198 A Oral Roberts 77 73
												198 H Oral Roberts 79 56
												198 N Oral Roberts 65 43
												213 A Western Ill. 96 65
												213 H Western Ill. 88 51
												216 A North Dakota 93 46
												216 H North Dakota 76 47
												241 A Denver 92 60
												241 H Denver 104 61
												257 A North Dakota St. 80 36
												257 H North Dakota St. 96 57
												310 A Omaha 71 39
												310 H Omaha 77 44
												310 N Omaha 99 40
												335 H Coppin St. 82 44
												340 A Purdue Fort Wayne 62 41
												340 H Purdue Fort Wayne 79 25
LAST 10 Division I												

Non-Div I Games: Mt. Marty 110 39

South Dakota

Loss, Non-Conf, S Site, H Home A Away N Neutral

Average RPI Win:	221	WON-LOST	WINNING	LAST 10	STRENGTH OF	OPP. STRENGTH	TEAM	ADJ.	CONF.	ADJ CONF.
Average RPI Loss:	51	RECORD	PCT. RANK	GAMES	SCHEDULE	OF SCHEDULE	RPI	RPI	RPI	RPI
DIV. I ONLY	22- 9	54	8-2	108	146	72	72	19	19	
DIV. I NON-CONF.	7- 6	161	0	11	17	55	55	18	18	
TOTALS	RPI 1-25	RPI 26-50	W-L RECORDS	RPI 51-100	RPI 101-150	RPI 150+				
22- 9	0- 4	0- 3	OVERALL	2- 1	2- 0	18- 1				
10- 4	0- 2	0- 1	HOME	1- 0	0- 0	9- 1				
8- 4	0- 2	0- 1	AWAY	0- 1	1- 0	7- 0				
4- 1	0- 0	0- 1	NEUTRAL	1- 0	1- 0	2- 0				
7- 6	0- 4	0- 1	NON-CONFERENCE	2- 1	2- 0	3- 0				
4- 2	0- 2	0- 0	HOME	1- 0	0- 0	3- 0				
1- 3	0- 2	0- 0	AWAY	0- 1	1- 0	0- 0				
2- 1	0- 0	0- 1	NEUTRAL	1- 0	1- 0	0- 0				
15- 3	0- 0	0- 2	CONFERENCE	0- 0	0- 0	15- 1				
6- 2	0- 0	0- 1	HOME	0- 0	0- 0	6- 1				
7- 1	0- 0	0- 1	AWAY	0- 0	0- 0	7- 0				
2- 0	0- 0	0- 0	NEUTRAL	0- 0	0- 0	2- 0				

RPI 1-25				RPI 26-50				RPI 51-100 Team's RPI: 72				RPI 101+			
RPI	S	Opponent	Score	RPI	S	Opponent	Score	RPI	S	Opponent	Score	RPI	S	Opponent	Score
2	A	Oregon	56 95	32	A	South Dakota	48 83	51	A	Creighton	48 61	111	A	Green Bay	60 55
19	H	Central Mich.	74 79	32	H	South Dakota	67 77	63	H	Montana St.	60 50	123	N	Notre Dame	65 59
23	H	Marquette	58 65	36	N	FGCU	70 71	68	N	South Fla.	61 50	163	H	Wyoming	67 40
25	A	Drake	67 74									198	A	Oral Roberts	76 61
												198	H	Oral Roberts	58 44
												207	H	Chattanooga	71 56
												213	A	Western Ill.	89 48
												213	H	Western Ill.	75 45
												216	A	North Dakota	74 61
												216	H	North Dakota	99 64
												216	N	North Dakota	72 43
												241	A	Denver	86 79
												241	H	Denver	62 72
												257	A	North Dakota St.	85 58
												257	H	North Dakota St.	60 52
												257	N	North Dakota St.	76 56
												310	A	Omaha	68 51
												310	H	Omaha	69 59
												335	H	Coppin St.	94 41
												340	A	Purdue Fort Wayne	100 69
												340	H	Purdue Fort Wayne	89 43
LAST 10 Division I															
				257	N	North Dakota St.	76 56	340	H	Purdue Fort Wayne	89 43				
				216	N	North Dakota	72 43	241	H	Denver	62 72				
				257	A	North Dakota St.	85 58	310	H	Omaha	69 59				
				32	H	South Dakota	67 77	198	A	Oral Roberts	76 61				
				216	A	North Dakota	74 61	213	A	Western Ill.	89 48				

Non-Div I Games: Dakota Wesleyan 77 46

South Dakota St.

Average RPI Win:	184	WON-LOST	WINNING	LAST 10	STRENGTH OF	OPP. STRENGTH	TEAM	ADJ.	CONF.	ADJ CONF.
Average RPI Loss:	56	RECORD	PCT. RANK	GAMES	SCHEDULE	OF SCHEDULE	RPI	RPI	RPI	RPI
DIV. I ONLY	19- 13	124	6-4	29	80	68	68	9	9	
DIV. I NON-CONF.	8- 6	138	0	38	131	103	103	9	9	
TOTALS	RPI 1-25	RPI 26-50	W-L RECORDS	RPI 51-100	RPI 101-150	RPI 150+				
19- 13	0- 5	1- 3	OVERALL	2- 2	2- 2	14- 1				
14- 2	0- 1	1- 1	HOME	2- 0	2- 0	9- 0				
4- 6	0- 2	0- 1	AWAY	0- 1	0- 1	4- 1				
1- 5	0- 2	0- 1	NEUTRAL	0- 1	0- 1	1- 0				
8- 6	0- 2	1- 1	NON-CONFERENCE	1- 1	1- 1	5- 1				
8- 0	0- 0	1- 0	HOME	1- 0	1- 0	5- 0				
0- 2	0- 1	0- 0	AWAY	0- 0	0- 0	0- 1				
0- 4	0- 1	0- 1	NEUTRAL	0- 1	0- 1	0- 0				
11- 7	0- 3	0- 2	CONFERENCE	1- 1	1- 1	9- 0				
6- 2	0- 1	0- 1	HOME	1- 0	1- 0	4- 0				
4- 4	0- 1	0- 1	AWAY	0- 1	0- 1	4- 0				
1- 1	0- 1	0- 0	NEUTRAL	0- 0	0- 0	1- 0				

RPI 1-25				RPI 26-50				RPI 51-100 Team's RPI: 68				RPI 101+			
RPI	S	Opponent	Score	RPI	S	Opponent	Score	RPI	S	Opponent	Score	RPI	S	Opponent	Score
4	A	UConn	39 80	36	N	FGCU	77 81	59	A	Cincinnati	55 60	108	H	Idaho	67 64
4	H	UConn	47 67	37	A	UCF	48 56	59	H	Cincinnati	76 68	118	A	Temple	66 69
4	N	UConn	38 79	37	H	UCF	57 64	72	N	South Dakota St.	50 61	118	H	Temple	99 51
5	A	Baylor	46 58	43	H	Texas	64 57	89	H	VCU	77 55	123	N	Notre Dame	51 67
10	N	Mississippi St.	61 86									161	H	Jacksonville	70 39
												167	A	Wichita St.	56 50
												173	A	Tulane	53 43
												173	H	Tulane	63 56
												173	N	Tulane	64 50
												196	A	Memphis	68 47
												215	H	Houston	74 45
												218	A	UNLV	51 61
												223	H	Brown	70 60
												228	H	SMU	85 62
												242	H	East Carolina	81 52
												261	A	Tulsa	68 52
												262	H	Howard	82 53
												278	H	Saint Francis (PA)	62 23
												325	H	Alabama St.	80 29
LAST 10 Division I															
				4	N	UConn	38 79	196	A	Memphis	68 47				
				173	N	Tulane	64 50	37	A	UCF	48 56				
				4	A	UConn	39 80	4	H	UConn	47 67				
				228	H	SMU	85 62	173	A	Tulane	53 43				
				242	H	East Carolina	81 52	118	H	Temple	99 51				

Non-Div I Games:

South Fla.

Average RPI Win:	225	WON-LOST	WINNING	LAST 10	STRENGTH OF	OPP. STRENGTH	TEAM	ADJ.	CONF.	ADJ CONF.
Average RPI Loss:	152	RECORD	PCT. RANK	GAMES	SCHEDULE	OF SCHEDULE	RPI	RPI	RPI	RPI
DIV. I ONLY	23- 7	32	8-2	267	230	87	87	20	20	
DIV. I NON-CONF.	6- 3	90	0	346	164	182	182	23	23	
TOTALS	RPI 1-25	RPI 26-50	W-L RECORDS	RPI 51-100	RPI 101-150	RPI 150+				
23- 7	0- 0	2- 1	OVERALL	1- 2	1- 0	19- 4				
10- 1	0- 0	1- 0	HOME	0- 1	1- 0	8- 0				
10- 6	0- 0	0- 1	AWAY	0- 1	0- 0	10- 4				
3- 0	0- 0	1- 0	NEUTRAL	1- 0	0- 0	1- 0				
6- 3	0- 0	0- 0	NON-CONFERENCE	0- 1	1- 0	5- 2				
2- 0	0- 0	0- 0	HOME	0- 0	1- 0	1- 0				
4- 3	0- 0	0- 0	AWAY	0- 1	0- 0	4- 2				
0- 0	0- 0	0- 0	NEUTRAL	0- 0	0- 0	0- 0				
17- 4	0- 0	2- 1	CONFERENCE	1- 1	0- 0	14- 2				
8- 1	0- 0	1- 0	HOME	0- 1	0- 0	7- 0				
6- 3	0- 0	0- 1	AWAY	0- 0	0- 0	6- 2				
3- 0	0- 0	1- 0	NEUTRAL	1- 0	0- 0	1- 0				

RPI S	Opponent	Score	RPI S	Opponent	Score	RPI S	Opponent	Score	RPI S	Opponent	Score
48	A UT Martin	72 78	48	H UT Martin	71 69	55	H Belmont	45 57	110	H Southern Ill.	79 65
48	H UT Martin	71 69	48	N UT Martin	67 47	55	N Belmont	114 99	172	A Austin Peay	79 66
48	N UT Martin	67 47				85	A Saint Louis	61 76	172	H Austin Peay	81 43
									176	A Eastern Mich.	64 69
									200	A Eastern Ill.	77 65
									200	H Eastern Ill.	72 56
									206	A Tennessee Tech	72 59
									206	H Tennessee Tech	87 72
									206	N Tennessee Tech	82 81
									213	A Western Ill.	91 97
									239	A Murray St.	62 70
									239	H Murray St.	88 73
									244	A Arkansas St.	79 67
									248	A Jacksonville St.	51 72
									248	H Jacksonville St.	79 52
									275	A Indiana St.	68 58
									285	A Morehead St.	67 61
									292	A Eastern Ky.	60 44
									299	A Ole Miss	70 53
									330	H Evansville	83 60
									334	H Tennessee St.	83 54
									338	A SIUE	66 56
									338	H SIUE	80 57
									340	A Purdue Fort Wayne	58 48

LAST 10 Division I

48	N UT Martin	67 47	206	A Tennessee Tech	72 59
55	N Belmont	114 99	248	A Jacksonville St.	51 72
206	N Tennessee Tech	82 81	338	H SIUE	80 57
48	A UT Martin	72 78	48	H UT Martin	71 69
200	H Eastern Ill.	72 56	206	H Tennessee Tech	87 72

Non-Div I Games: Harris-Stowe 106 64 Mo.-St. Louis 70 56

Southeast Mo. St.

Loss, Non-Conf, S Site, H Home A Away N Neutral

Average RPI Win:	267	WON-LOST	WINNING	LAST 10	STRENGTH OF	OPP. STRENGTH	TEAM	ADJ.	CONF.	ADJ CONF.
Average RPI Loss:	164	RECORD	PCT. RANK	GAMES	SCHEDULE	OF SCHEDULE	RPI	RPI	RPI	RPI
DIV. I ONLY	11- 17	238	4-6	242	287	252	252	23	23	
DIV. I NON-CONF.	2- 6	279	0	216	277	255	255	24	24	
TOTALS	RPI 1-25	RPI 26-50	W-L RECORDS	RPI 51-100	RPI 101-150	RPI 150+				
11- 17	0- 0	0- 1	OVERALL	1- 5	0- 2	10- 9				
7- 4	0- 0	0- 0	HOME	1- 1	0- 1	6- 2				
4- 13	0- 0	0- 1	AWAY	0- 4	0- 1	4- 7				
0- 0	0- 0	0- 0	NEUTRAL	0- 0	0- 0	0- 0				
2- 6	0- 0	0- 1	NON-CONFERENCE	0- 1	0- 0	2- 4				
1- 0	0- 0	0- 0	HOME	0- 0	0- 0	1- 0				
1- 6	0- 0	0- 1	AWAY	0- 1	0- 0	1- 4				
0- 0	0- 0	0- 0	NEUTRAL	0- 0	0- 0	0- 0				
9- 11	0- 0	0- 0	CONFERENCE	1- 4	0- 2	8- 5				
6- 4	0- 0	0- 0	HOME	1- 1	0- 1	5- 2				
3- 7	0- 0	0- 0	AWAY	0- 3	0- 1	3- 3				
0- 0	0- 0	0- 0	NEUTRAL	0- 0	0- 0	0- 0				

RPI 1-25				RPI 26-50				RPI 51-100				RPI 101+				Team's RPI: 252	
RPI	S	Opponent	Score	RPI	S	Opponent	Score	RPI	S	Opponent	Score	RPI	S	Opponent	Score		
				35	A	LSU	52 62	73	A	Alabama	50 87	147	A	Sam Houston St.	75 81		
								78	A	A&M-Corpus Christi	48 49	147	H	Sam Houston St.	69 84		
								78	H	A&M-Corpus Christi	48 44	156	H	Jackson St.	63 59		
								82	A	SFA	51 77	170	A	New Orleans	47 58		
								84	A	Abilene Christian	53 61	170	H	New Orleans	73 57		
								84	H	Abilene Christian	62 68	189	A	Louisiana	50 60		
												205	A	Southern Miss.	54 62		
												215	A	Houston	65 78		
												237	A	Central Ark.	47 54		
												237	H	Central Ark.	63 42		
												255	A	Nicholls St.	49 54		
												255	H	Nicholls St.	65 67		
												264	A	Louisiana Tech	78 92		
												266	H	Lamar University	57 65		
												267	H	Incarinate Word	58 44		
												315	A	Houston Baptist	69 59		
												336	A	Northwestern St.	72 56		
												336	H	Northwestern St.	66 41		
												347	A	McNeese	74 67		
												347	H	McNeese	87 48		
												348	A	La.-Monroe	65 52		
LAST 10 Division I																	
				170	A	New Orleans	47 58	78	A	A&M-Corpus Christi	48 49						
				237	A	Central Ark.	47 54	255	A	Nicholls St.	49 54						
				336	H	Northwestern St.	66 41	147	A	Sam Houston St.	75 81						
				347	H	McNeese	87 48	267	H	Incarinate Word	58 44						
				84	H	Abilene Christian	62 68	170	H	New Orleans	73 57						

Non-Div I Games: LSU-Alexandria 89 67

Southeastern La.

■ Loss,
 ■ Non-Conf, S Site,
 ■ Home
 ■ Away
 N Neutral

Southern California

Through Games Of March 9, 2020

Average RPI Win:	152	WON-LOST	WINNING	LAST 10	STRENGTH OF	OPP. STRENGTH	TEAM	ADJ.	CONF.	ADJ CONF.
Average RPI Loss:	62	RECORD	PCT. RANK	GAMES	SCHEDULE	OF SCHEDULE	RPI	RPI	RPI	RPI
DIV. I ONLY	17- 14	148	6-4	46	29	81	81	1	1	
DIV. I NON-CONF.	8- 3	68	0	221	155	110	110	1	1	
TOTALS	RPI 1-25	RPI 26-50	W-L RECORDS	RPI 51-100	RPI 101-150	RPI 150+				
17- 14	2- 5	0- 4	OVERALL	4- 2	5- 2	6- 1				
11- 4	2- 2	0- 2	HOME	2- 0	3- 0	4- 0				
4- 8	0- 2	0- 2	AWAY	0- 1	2- 2	2- 1				
2- 2	0- 1	0- 0	NEUTRAL	2- 1	0- 0	0- 0				
8- 3	0- 1	0- 0	NON-CONFERENCE	2- 1	0- 0	6- 1				
5- 1	0- 1	0- 0	HOME	1- 0	0- 0	4- 0				
2- 1	0- 0	0- 0	AWAY	0- 0	0- 0	2- 1				
1- 1	0- 0	0- 0	NEUTRAL	1- 1	0- 0	0- 0				
9- 11	2- 4	0- 4	CONFERENCE	2- 1	5- 2	0- 0				
6- 3	2- 1	0- 2	HOME	1- 0	3- 0	0- 0				
2- 7	0- 2	0- 2	AWAY	0- 1	2- 2	0- 0				
1- 1	0- 1	0- 0	NEUTRAL	1- 0	0- 0	0- 0				

RPI	S	Opponent	Score	RPI	S	Opponent	Score	RPI	S	Opponent	Score	RPI	S	Opponent	Score
2	H	Oregon	67 93	27	A	Arizona	57 73	73	N	Alabama	60 57	106	A	Utah	65 67
6	A	Stanford	59 79	27	H	Arizona	57 65	76	H	Virginia	59 49	106	H	Utah	69 66
13	A	UCLA	59 83	42	A	Arizona St.	75 76	90	N	Nebraska	54 67	113	A	Washington St.	66 60
13	H	UCLA	70 68	42	H	Arizona St.	54 63	94	A	Colorado	53 66	113	H	Washington St.	74 63
13	N	UCLA	66 73					94	H	Colorado	66 55	124	A	California	75 67
21	H	Oregon St.	72 66					94	N	Colorado	69 54	141	A	Washington	66 75
22	H	Texas A&M	64 74									141	H	Washington	81 78
												218	H	UNLV	75 54
												233	H	Nevada	50 47
												245	A	UC Santa Barbara	46 57
												274	H	Long Beach St.	57 40
												281	A	CSUN	69 53
												300	H	UTRGV	80 43
												311	A	UC Riverside	76 59
LAST 10 Division I															
		13	N	UCLA	66	73			141	A	Washington	66	75		
		94	N	Colorado	69	54			2	H	Oregon	67	93		
		94	H	Colorado	66	55			21	H	Oregon St.	72	66		
		106	H	Utah	69	66			6	A	Stanford	59	79		
		113	A	Washington St.	66	60			124	A	California	75	67		

Non-Div I Games:

Southern California

■ Loss,
 ■ Non-Conf,
 ■ S Site,
 ■ H Home
 ■ A Away
 N Neutral

Average RPI Win:	190	WON-LOST	WINNING	LAST 10	STRENGTH OF	OPP. STRENGTH	TEAM	ADJ.	CONF.	ADJ CONF.
Average RPI Loss:	79	RECORD	PCT. RANK	GAMES	SCHEDULE	OF SCHEDULE	RPI	RPI	RPI	RPI
DIV. I ONLY	16- 13	143	4-6	85	112	110	110	8	8	
DIV. I NON-CONF.	8- 3	68	0	143	233	71	71	7	7	
TOTALS	RPI 1-25	RPI 26-50	W-L RECORDS	RPI 51-100	RPI 101-150	RPI 150+				
16- 13	1- 3	2- 1	OVERALL	1- 6	1- 1	11- 2				
9- 5	1- 1	2- 0	HOME	1- 2	0- 1	5- 1				
6- 8	0- 2	0- 1	AWAY	0- 4	1- 0	5- 1				
1- 0	0- 0	0- 0	NEUTRAL	0- 0	0- 0	1- 0				
8- 3	0- 0	1- 0	NON-CONFERENCE	1- 2	0- 0	6- 1				
4- 1	0- 0	1- 0	HOME	1- 0	0- 0	2- 1				
3- 2	0- 0	0- 0	AWAY	0- 2	0- 0	3- 0				
1- 0	0- 0	0- 0	NEUTRAL	0- 0	0- 0	1- 0				
8- 10	1- 3	1- 1	CONFERENCE	0- 4	1- 1	5- 1				
5- 4	1- 1	1- 0	HOME	0- 2	0- 1	3- 0				
3- 6	0- 2	0- 1	AWAY	0- 2	1- 0	2- 1				
0- 0	0- 0	0- 0	NEUTRAL	0- 0	0- 0	0- 0				

RPI 1-25				RPI 26-50				RPI 51-100				RPI 101+ Team's RPI: 110			
RPI	S	Opponent	Score	RPI	S	Opponent	Score	RPI	S	Opponent	Score	RPI	S	Opponent	Score
8	A	Missouri St.	57 88	48	H	UT Martin	70 59	66	A	UNI	66 71	135	A	Valparaiso	67 51
8	H	Missouri St.	70 68	50	A	Bradley	57 61	66	H	UNI	57 60	135	H	Valparaiso	58 69
25	A	Drake	76 91	50	H	Bradley	64 50	71	A	IUPUI	78 81	153	A	Loyola Chicago	49 51
25	H	Drake	65 73					75	A	Illinois St.	56 66	153	H	Loyola Chicago	58 41
								75	H	Illinois St.	54 62	176	A	Eastern Mich.	85 54
								85	H	Saint Louis	61 53	182	A	Northern Ill.	80 61
								87	A	Southeast Mo. St.	65 79	196	H	Memphis	66 70
												206	H	Tennessee Tech	76 65
												213	N	Western Ill.	79 65
												239	H	Murray St.	76 66
												275	A	Indiana St.	78 55
												275	H	Indiana St.	60 42
												330	A	Evansville	70 57
												330	H	Evansville	99 60
												338	A	SIUE	103 67
LAST 10 Division I															
135	H	Valparaiso	58 69	275	H	Indiana St.	60 42								
153	H	Loyola Chicago	58 41	8	A	Missouri St.	57 88								
75	A	Illinois St.	56 66	66	A	UNI	66 71								
50	A	Bradley	57 61	25	A	Drake	76 91								
330	H	Evansville	99 60	50	H	Bradley	64 50								

Non-Div I Games:

Southern Ill.

■ Loss,
 ■ Non-Conf,
 ■ S Site,
 ■ Home
 ■ A Away
 N Neutral

Average RPI Win:	259	WON-LOST	WINNING	LAST 10	STRENGTH OF	OPP. STRENGTH	TEAM	ADJ.	CONF.	ADJ CONF.
Average RPI Loss:	112	RECORD	PCT. RANK	GAMES	SCHEDULE	OF SCHEDULE	RPI	RPI	RPI	RPI
DIV. I ONLY	13- 14	186	4-6	206	162	205	205	13	13	
DIV. I NON-CONF.	6- 3	90	0	321	247	212	212	16	16	
TOTALS	RPI 1-25	RPI 26-50	W-L RECORDS	RPI 51-100	RPI 101-150	RPI 150+				
13- 14	0- 1	0- 3	OVERALL	1- 3	0- 2	12- 5				
8- 7	0- 0	0- 2	HOME	1- 1	0- 1	7- 3				
5- 7	0- 1	0- 1	AWAY	0- 2	0- 1	5- 2				
0- 0	0- 0	0- 0	NEUTRAL	0- 0	0- 0	0- 0				
6- 3	0- 1	0- 0	NON-CONFERENCE	1- 0	0- 0	5- 2				
5- 1	0- 0	0- 0	HOME	1- 0	0- 0	4- 1				
1- 2	0- 1	0- 0	AWAY	0- 0	0- 0	1- 1				
0- 0	0- 0	0- 0	NEUTRAL	0- 0	0- 0	0- 0				
7- 11	0- 0	0- 3	CONFERENCE	0- 3	0- 2	7- 3				
3- 6	0- 0	0- 2	HOME	0- 1	0- 1	3- 2				
4- 5	0- 0	0- 1	AWAY	0- 2	0- 1	4- 1				
0- 0	0- 0	0- 0	NEUTRAL	0- 0	0- 0	0- 0				

RPI 1-25				RPI 26-50				RPI 51-100				RPI 101+				Team's RPI: 205	
RPI	S	Opponent	Score	RPI	S	Opponent	Score	RPI	S	Opponent	Score	RPI	S	Opponent	Score		
10	A	Mississippi St.	58 91	28	H	Western Ky.	65 81	54	A	Rice	64 75	101	A	UAB	46 90		
				33	A	Old Dominion	50 67	60	A	Charlotte	59 63	101	H	UAB	68 74		
				45	H	Middle Tenn.	69 77	60	H	Charlotte	55 59	173	H	Tulane	58 62		
								89	H	VCU	51 39	201	A	Fla. Atlantic	71 67		
												201	H	Fla. Atlantic	59 55		
												215	A	Houston	60 75		
												220	A	UTEP	72 80		
												220	H	UTEP	72 89		
												235	A	North Texas	65 57		
												238	H	South Alabama	62 55		
												251	H	Marshall	65 80		
												252	H	Southeastern La.	62 54		
												264	A	Louisiana Tech	63 61		
												264	H	Louisiana Tech	66 60		
												299	H	Ole Miss	59 53		
												308	A	FIU	58 53		
												321	H	UTSA	82 65		
												348	A	La.-Monroe	57 42		
												351	H	Mississippi Val.	84 80		
LAST 10 Division I																	
101	A	UAB	46 90	308	A	FIU	58 53										
201	H	Fla. Atlantic	59 55	201	A	Fla. Atlantic	71 67										
220	A	UTEP	72 80	28	H	Western Ky.	65 81										
60	H	Charlotte	55 59	251	H	Marshall	65 80										
264	A	Louisiana Tech	63 61	60	A	Charlotte	59 63										

Non-Div I Games: Faulkner 71 59 William Carey 77 47

Southern Miss.

Loss, Non-Conf, S Site, H Home A Away N Neutral

Average RPI Win:	307	WON-LOST	WINNING	LAST 10	STRENGTH OF	OPP. STRENGTH	TEAM	ADJ.	CONF.	ADJ CONF.
Average RPI Loss:	137	RECORD	PCT. RANK	GAMES	SCHEDULE	OF SCHEDULE	RPI	RPI	RPI	RPI
DIV. I ONLY	13- 14	186	7-3	314	313	231	231	32	32	
DIV. I NON-CONF.	0- 9	338	0	93	6	303	303	31	31	
TOTALS	RPI 1-25	RPI 26-50	W-L RECORDS	RPI 51-100	RPI 101-150	RPI 150+				
13- 14	0- 0	0- 3	OVERALL	0- 3	1- 2	12- 6				
8- 1	0- 0	0- 0	HOME	0- 0	1- 0	7- 1				
5- 11	0- 0	0- 3	AWAY	0- 3	0- 1	5- 4				
0- 2	0- 0	0- 0	NEUTRAL	0- 0	0- 1	0- 1				
0- 9	0- 0	0- 3	NON-CONFERENCE	0- 3	0- 1	0- 2				
0- 0	0- 0	0- 0	HOME	0- 0	0- 0	0- 0				
0- 7	0- 0	0- 3	AWAY	0- 3	0- 0	0- 1				
0- 2	0- 0	0- 0	NEUTRAL	0- 0	0- 1	0- 1				
13- 5	0- 0	0- 0	CONFERENCE	0- 0	1- 1	12- 4				
8- 1	0- 0	0- 0	HOME	0- 0	1- 0	7- 1				
5- 4	0- 0	0- 0	AWAY	0- 0	0- 1	5- 3				
0- 0	0- 0	0- 0	NEUTRAL	0- 0	0- 0	0- 0				

RPI S	Opponent	Score	RPI S	Opponent	Score	RPI S	Opponent	Score	RPI S	Opponent	Score	Team's RPI: 231
40	A Iowa St.	36 69	69	A Oklahoma St.	59 72	113	N Washington St.	54 69				
43	A Texas	39 93	88	A Fordham	52 65	133	A Texas Southern	56 61				
47	A Rutgers	58 78	90	A Nebraska	39 73	133	H Texas Southern	59 56				
						156	A Jackson St.	57 60				
						156	H Jackson St.	51 72				
						167	A Wichita St.	63 69				
						234	A Alabama A&M	57 59				
						234	H Alabama A&M	55 46				
						258	N UNC Asheville	34 53				
						304	A Prairie View	68 48				
						304	H Prairie View	63 51				
						322	A Alcorn	53 58				
						322	H Alcorn	74 57				
						325	A Alabama St.	61 51				
						325	H Alabama St.	69 47				
						329	A Ark.-Pine Bluff	70 43				
						329	H Ark.-Pine Bluff	85 61				
						344	A Grambling	70 51				
						344	H Grambling	81 57				
						351	A Mississippi Val.	84 54				
						351	H Mississippi Val.	71 40				
LAST 10 Division I												
304	H Prairie View	63 51	351	H Mississippi Val.	71 40							
133	H Texas Southern	59 56	329	H Ark.-Pine Bluff	85 61							
322	A Alcorn	53 58	156	A Jackson St.	57 60							
234	A Alabama A&M	57 59	344	A Grambling	70 51							
325	A Alabama St.	61 51	322	H Alcorn	74 57							

Non-Div I Games: Tougaloo 100 39 Wiley 78 55

Southern U.

Southern Utah

Through Games Of March 9, 2020

Average RPI Win:	248	WON-LOST	WINNING	LAST 10	STRENGTH OF	OPP. STRENGTH	TEAM	ADJ.	CONF.	ADJ CONF.
Average RPI Loss:	164	RECORD	PCT. RANK	GAMES	SCHEDULE	OF SCHEDULE	RPI	RPI	RPI	RPI
DIV. I ONLY	18- 12	117	7-3	286	240	179	179	18	18	
DIV. I NON-CONF.	6- 3	90	0	217	314	114	114	17	17	
TOTALS	RPI 1-25	RPI 26-50	W-L RECORDS	RPI 51-100	RPI 101-150	RPI 150+				
18- 12	0- 1	0- 0	OVERALL	0- 2	0- 2	18- 7				
12- 3	0- 0	0- 0	HOME	0- 1	0- 1	12- 1				
5- 9	0- 1	0- 0	AWAY	0- 1	0- 1	5- 6				
1- 0	0- 0	0- 0	NEUTRAL	0- 0	0- 0	1- 0				
6- 3	0- 1	0- 0	NON-CONFERENCE	0- 0	0- 0	6- 2				
5- 0	0- 0	0- 0	HOME	0- 0	0- 0	5- 0				
1- 3	0- 1	0- 0	AWAY	0- 0	0- 0	1- 2				
0- 0	0- 0	0- 0	NEUTRAL	0- 0	0- 0	0- 0				
12- 9	0- 0	0- 0	CONFERENCE	0- 2	0- 2	12- 5				
7- 3	0- 0	0- 0	HOME	0- 1	0- 1	7- 1				
4- 6	0- 0	0- 0	AWAY	0- 1	0- 1	4- 4				
1- 0	0- 0	0- 0	NEUTRAL	0- 0	0- 0	1- 0				

RPI 1-25				RPI 26-50				RPI 51-100				RPI 101+ Team's RPI: 179			
RPI	S	Opponent	Score	RPI	S	Opponent	Score	RPI	S	Opponent	Score	RPI	S	Opponent	Score
21	A	Oregon St.	45 95					63	A	Montana St.	65 91	108	A	Idaho	57 70
								63	H	Montana St.	65 81	108	H	Idaho	56 71
												152	A	Montana	74 81
												152	H	Montana	84 81
												174	A	Northern Ariz.	76 84
												174	H	Northern Ariz.	82 64
												178	A	Idaho St.	54 73
												178	H	Idaho St.	72 65
												197	A	Portland St.	81 72
												197	H	Portland St.	71 58
												198	H	Oral Roberts	72 58
												218	H	UNLV	72 68
												225	A	Northern Colo.	68 55
												225	H	Northern Colo.	64 50
												229	H	Cal St. Fullerton	79 63
												241	A	Denver	73 81
												247	A	Grand Canyon	65 69
												256	H	UC Irvine	82 68
												290	A	Utah Valley	71 58
												307	A	Sacramento St.	82 87
												307	H	Sacramento St.	62 71
												311	H	UC Riverside	79 68
												312	A	Eastern Wash.	70 67
												312	H	Eastern Wash.	71 50
												327	A	Weber St.	87 71
												327	H	Weber St.	82 66
LAST 10 Division I															
				327	N	Weber St.	62 58	327	H	Weber St.	82 66				
				152	H	Montana	84 81	225	H	Northern Colo.	64 50				
				63	H	Montana St.	65 81	174	H	Northern Ariz.	82 64				
				108	A	Idaho	57 70	307	H	Sacramento St.	62 71				
				312	A	Eastern Wash.	70 67	197	A	Portland St.	81 72				

Non-Div I Games:

Southern Utah

■ Loss,
 ■ Non-Conf,
 ■ S Site,
 ■ Home
 ■ A Away
 N Neutral

RPI	S	Opponent	Score
327	N	Weber St.	62 58

S
o
u
t
h
e
r
n
U
t
a
h

S
o
u
t
h
e
r
n
U
t
a
h

Southern Utah

St. Bonaventure

Through Games Of March 9, 2020

Average RPI Win:	212	WON-LOST	WINNING	LAST 10	STRENGTH OF	OPP. STRENGTH	TEAM	ADJ.	CONF.	ADJ CONF.
Average RPI Loss:	145	RECORD	PCT. RANK	GAMES	SCHEDULE	OF SCHEDULE	RPI	RPI	RPI	RPI
DIV. I ONLY	7- 23	309	2-8	132	168	298	298	12	12	
DIV. I NON-CONF.	3- 10	282	0	159	288	298	298	12	12	
TOTALS	RPI 1-25	RPI 26-50	W-L RECORDS	RPI 51-100	RPI 101-150	RPI 150+				
7- 23	0- 0	0- 2	OVERALL	0- 5	2- 7	5- 9				
6- 9	0- 0	0- 0	HOME	0- 1	2- 4	4- 4				
0- 13	0- 0	0- 2	AWAY	0- 4	0- 3	0- 4				
1- 1	0- 0	0- 0	NEUTRAL	0- 0	0- 0	1- 1				
3- 10	0- 0	0- 1	NON-CONFERENCE	0- 2	0- 1	3- 6				
2- 5	0- 0	0- 0	HOME	0- 1	0- 1	2- 3				
0- 4	0- 0	0- 1	AWAY	0- 1	0- 0	0- 2				
1- 1	0- 0	0- 0	NEUTRAL	0- 0	0- 0	1- 1				
4- 13	0- 0	0- 1	CONFERENCE	0- 3	2- 6	2- 3				
4- 4	0- 0	0- 0	HOME	0- 0	2- 3	2- 1				
0- 9	0- 0	0- 1	AWAY	0- 3	0- 3	0- 2				
0- 0	0- 0	0- 0	NEUTRAL	0- 0	0- 0	0- 0				

RPI S	Opponent	Score	RPI S	Opponent	Score	RPI S	Opponent	Score	RPI S	Opponent	Score	Team's RPI: 298
39	A Dayton	51 78	49	A Bucknell	60 68	58	H St. John's (NY)	56 68	114	H Buffalo	36 46	
						85	A Saint Louis	51 72	127	A Richmond	59 63	
						88	A Fordham	53 79	127	H Richmond	58 72	
						89	A VCU	47 56	130	A Duquesne	39 58	
						97	A Kent St.	58 81	130	H Duquesne	57 80	
									140	H Davidson	68 56	
									143	H George Washington	59 55	
									149	A Massachusetts	54 72	
									149	H Massachusetts	52 62	
									155	A Binghamton	67 78	
									166	N Wright St.	57 56	
									184	H Akron	54 63	
									191	H Cleveland St.	62 65	
									192	H Cornell	42 70	
									194	A La Salle	61 67	
									202	N Saint Mary's (CA)	57 72	
									209	A Rhode Island	67 69	
									209	H Rhode Island	64 59	
									236	H Saint Joseph's	60 61	
									250	H George Mason	62 47	
									287	H Oakland	80 66	
									292	H Niagara	71 67	
									337	A Canisius	82 84	
LAST 10 Division I												
149	A Massachusetts	54 72	89	A VCU	47 56							
130	H Duquesne	57 80	140	H Davidson	68 56							
39	A Dayton	51 78	143	H George Washington	59 55							
127	H Richmond	58 72	127	A Richmond	59 63							
209	A Rhode Island	67 69	130	A Duquesne	39 58							

Non-Div I Games:

St. Bonaventure

■ Loss,
 ■ Non-Conf,
 ■ S Site,
 ■ H Home
 ■ A Away
 N Neutral

Average RPI Win:	305	WON-LOST	WINNING	LAST 10	STRENGTH OF	OPP. STRENGTH	TEAM	ADJ.	CONF.	ADJ CONF.
Average RPI Loss:	201	RECORD	PCT. RANK	GAMES	SCHEDULE	OF SCHEDULE	RPI	RPI	RPI	RPI
DIV. I ONLY	7- 21	308	3-7	265	329	319	319	30	30	
DIV. I NON-CONF.	3- 7	252	0	158	212	246	246	30	30	
TOTALS	RPI 1-25	RPI 26-50	W-L RECORDS	RPI 51-100	RPI 101-150	RPI 150+				
7- 21	0- 2	0- 0	OVERALL	0- 2	0- 3	7- 14				
5- 7	0- 0	0- 0	HOME	0- 1	0- 1	5- 5				
2- 12	0- 2	0- 0	AWAY	0- 1	0- 1	2- 8				
0- 2	0- 0	0- 0	NEUTRAL	0- 0	0- 1	0- 1				
3- 7	0- 2	0- 0	NON-CONFERENCE	0- 2	0- 1	3- 2				
2- 1	0- 0	0- 0	HOME	0- 1	0- 0	2- 0				
1- 4	0- 2	0- 0	AWAY	0- 1	0- 0	1- 1				
0- 2	0- 0	0- 0	NEUTRAL	0- 0	0- 1	0- 1				
4- 14	0- 0	0- 0	CONFERENCE	0- 0	0- 2	4- 12				
3- 6	0- 0	0- 0	HOME	0- 0	0- 1	3- 5				
1- 8	0- 0	0- 0	AWAY	0- 0	0- 1	1- 7				
0- 0	0- 0	0- 0	NEUTRAL	0- 0	0- 0	0- 0				

RPI 1-25				RPI 26-50				RPI 51-100				RPI 101+ Team's RPI: 319			
RPI	S	Opponent	Score	RPI	S	Opponent	Score	RPI	S	Opponent	Score	RPI	S	Opponent	Score
9	A	Princeton	44 76					61	A	Boston College	69 106	115	A	Robert Morris	44 69
23	A	Marquette	71 92					74	H	Stony Brook	73 86	115	H	Robert Morris	59 70
												136	N	Pacific	62 71
												154	A	Mt. St. Mary's	60 69
												154	H	Mt. St. Mary's	62 67
												177	A	Merrimack	54 80
												177	H	Merrimack	54 72
												268	H	Army West Point	70 64
												278	A	Saint Francis (PA)	72 82
												278	H	Saint Francis (PA)	59 67
												279	H	Loyola Maryland	89 78
												283	A	Sacred Heart	63 84
												283	H	Sacred Heart	71 70
												289	N	Ga. Southern	47 78
												301	A	Wagner	66 74
												301	H	Wagner	53 74
												302	H	Fairleigh Dickinson	57 62
												314	A	Albany (NY)	49 41
												323	A	Bryant	59 78
												323	H	Bryant	80 77
												331	A	NJIT	69 88
												333	A	LIU Brooklyn	71 54
												333	H	LIU Brooklyn	88 63
												346	A	Central Conn. St.	54 75
LAST 10 Division I															
				346	A	Central Conn. St.	54 75					333	A	LIU Brooklyn	71 54
				177	H	Merrimack	54 72					323	A	Bryant	59 78
				283	A	Sacred Heart	63 84					154	H	Mt. St. Mary's	62 67
				301	H	Wagner	53 74					177	A	Merrimack	54 80
				323	H	Bryant	80 77					283	H	Sacred Heart	71 70

Non-Div I Games: East Stroudsburg 84 62

St. Francis Brooklyn

Loss, Non-Conf, S Site, H Home A Away N Neutral

St. John's (NY)

Through Games Of March 9, 2020

Average RPI Win:	158	WON-LOST	WINNING	LAST 10	STRENGTH OF	OPP. STRENGTH	TEAM	ADJ.	CONF.	ADJ CONF.
Average RPI Loss:	67	RECORD	PCT. RANK	GAMES	SCHEDULE	OF SCHEDULE	RPI	RPI	RPI	RPI
DIV. I ONLY	19- 12	110	6-4	58	75	58	58	6	6	
DIV. I NON-CONF.	7- 4	100	0	69	153	57	57	6	6	
TOTALS	RPI 1-25	RPI 26-50	W-L RECORDS	RPI 51-100	RPI 101-150	RPI 150+				
19- 12	0- 5	0- 2	OVERALL	8- 3	2- 0	9- 2				
11- 3	0- 2	0- 0	HOME	3- 1	2- 0	6- 0				
7- 7	0- 2	0- 2	AWAY	4- 1	0- 0	3- 2				
1- 2	0- 1	0- 0	NEUTRAL	1- 1	0- 0	0- 0				
7- 4	0- 0	0- 2	NON-CONFERENCE	1- 1	2- 0	4- 1				
5- 0	0- 0	0- 0	HOME	0- 0	2- 0	3- 0				
2- 3	0- 0	0- 2	AWAY	1- 0	0- 0	1- 1				
0- 1	0- 0	0- 0	NEUTRAL	0- 1	0- 0	0- 0				
12- 8	0- 5	0- 0	CONFERENCE	7- 2	0- 0	5- 1				
6- 3	0- 2	0- 0	HOME	3- 1	0- 0	3- 0				
5- 4	0- 2	0- 0	AWAY	3- 1	0- 0	2- 1				
1- 1	0- 1	0- 0	NEUTRAL	1- 0	0- 0	0- 0				

RPI 1-25				RPI 26-50				RPI 51-100				RPI 101+			
RPI	S	Opponent	Score	RPI	S	Opponent	Score	RPI	S	Opponent	Score	RPI	S	Opponent	Score
18	A	DePaul	69 74	30	A	James Madison	73 76	51	A	Creighton	77 70	117	H	Wake Forest	82 74
18	H	DePaul	65 71	31	A	Florida St.	70 74	51	H	Creighton	63 58	149	H	Massachusetts	82 71
23	A	Marquette	85 94					51	N	Creighton	70 54	168	H	Lafayette	76 44
23	H	Marquette	57 67					53	A	Yale	80 66	187	A	Providence	53 54
23	N	Marquette	55 78					62	A	Seton Hall	82 66	187	H	Providence	64 58
								62	H	Seton Hall	77 76	218	A	UNLV	75 79
								71	N	IUPUI	78 85	227	H	Fairfield	71 69
								83	A	Villanova	64 66	260	A	Georgetown	74 68
								83	H	Villanova	62 67	260	H	Georgetown	71 54
								99	A	Butler	67 42	268	H	Army West Point	96 60
								99	H	Butler	85 80	269	A	Xavier	75 67
												269	H	Xavier	74 37
												298	A	St. Bonaventure	68 56
LAST 10 Division I															
		23	N	Marquette			55 78			187	A	Providence			53 54
		51	N	Creighton			70 54			51	A	Creighton			77 70
		269	H	Xavier			74 37			23	H	Marquette			57 67
		99	H	Butler			85 80			18	H	DePaul			65 71
		62	H	Seton Hall			77 76			260	A	Georgetown			74 68

Non-Div I Games:

St. John's (NY)

■ Loss,
 ■ Non-Conf,
 ■ S Site,
 ■ H Home
 ■ A Away
 N Neutral

Average RPI Win: 106	WON-LOST	WINNING	LAST 10	STRENGTH OF	OPP. STRENGTH	TEAM	ADJ.	CONF.	ADJ CONF.
Average RPI Loss: 15	RECORD	PCT. RANK	GAMES	SCHEDULE	OF SCHEDULE	RPI	RPI	RPI	RPI
DIV. I ONLY	27- 6	22	7-3	11	2	6	6	1	1
DIV. I NON-CONF.	11- 1	13	0	50	39	8	8	1	1
TOTALS	RPI 1-25	RPI 26-50	W-L RECORDS	RPI 51-100	RPI 101-150	RPI 150+			
27- 6	7- 4	1- 2	OVERALL	5- 0	9- 0	5- 0			
14- 2	3- 2	0- 0	HOME	3- 0	5- 0	3- 0			
8- 3	1- 1	1- 2	AWAY	1- 0	4- 0	1- 0			
5- 1	3- 1	0- 0	NEUTRAL	1- 0	0- 0	1- 0			
11- 1	3- 0	0- 1	NON-CONFERENCE	2- 0	1- 0	5- 0			
7- 0	2- 0	0- 0	HOME	1- 0	1- 0	3- 0			
1- 1	0- 0	0- 1	AWAY	0- 0	0- 0	1- 0			
3- 0	1- 0	0- 0	NEUTRAL	1- 0	0- 0	1- 0			
16- 5	4- 4	1- 1	CONFERENCE	3- 0	8- 0	0- 0			
7- 2	1- 2	0- 0	HOME	2- 0	4- 0	0- 0			
7- 2	1- 1	1- 1	AWAY	1- 0	4- 0	0- 0			
2- 1	2- 1	0- 0	NEUTRAL	0- 0	0- 0	0- 0			

RPI	S	Opponent	Score	RPI	S	Opponent	Score	RPI	S	Opponent	Score	RPI	S	Opponent	Score
2	A	Oregon	55 87	27	A	Arizona	72 73	64	H	Tennessee	78 51	106	A	Utah	97 64
2	H	Oregon	66 74	42	A	Arizona St.	55 44	81	H	Southern California	79 59	106	H	Utah	82 49
2	N	Oregon	56 89	43	A	Texas	64 69	94	A	Colorado	69 66	113	A	Washington St.	71 49
10	N	Mississippi St.	67 62					94	H	Colorado	76 68	113	H	Washington St.	77 58
12	H	Gonzaga	76 70					98	N	Syracuse	77 59	114	H	Buffalo	88 69
13	H	UCLA	69 79									124	A	California	79 65
13	N	UCLA	67 51									124	H	California	73 40
17	H	Ohio St.	71 52									141	A	Washington	58 41
21	A	Oregon St.	61 58									141	H	Washington	77 56
21	H	Oregon St.	63 60									157	H	UC Davis	67 55
21	N	Oregon St.	68 57									214	A	San Francisco	97 71
												225	H	Northern Colo.	90 36
												284	N	California Baptist	83 78
												312	H	Eastern Wash.	92 27
LAST 10 Division I															
2	N	Oregon	56 89	2	H	Oregon	66 74								
13	N	UCLA	67 51	21	H	Oregon St.	63 60								
21	N	Oregon St.	68 57	94	A	Colorado	69 66								
42	A	Arizona St.	55 44	106	A	Utah	97 64								
27	A	Arizona	72 73	81	H	Southern California	79 59								

Non-Div I Games:

Stanford

Average RPI Win: 253	WON-LOST	WINNING	LAST 10	STRENGTH OF	OPP. STRENGTH	TEAM	ADJ.	CONF.	ADJ CONF.
Average RPI Loss: 120	RECORD	PCT. RANK	GAMES	SCHEDULE	OF SCHEDULE	RPI	RPI	RPI	RPI
DIV. I ONLY	9- 18	272	4-6	121	181	224	224	15	15
DIV. I NON-CONF.	3- 7	252	0	116	194	225	225	14	14
TOTALS	RPI 1-25	RPI 26-50	W-L RECORDS	RPI 51-100	RPI 101-150	RPI 150+			
9- 18	0- 1	0- 3	OVERALL	0- 4	2- 5	7- 5			
4- 8	0- 0	0- 1	HOME	0- 1	1- 3	3- 3			
5- 9	0- 1	0- 2	AWAY	0- 3	1- 2	4- 1			
0- 1	0- 0	0- 0	NEUTRAL	0- 0	0- 0	0- 1			
3- 7	0- 1	0- 1	NON-CONFERENCE	0- 2	0- 2	3- 1			
2- 2	0- 0	0- 0	HOME	0- 0	0- 2	2- 0			
1- 4	0- 1	0- 1	AWAY	0- 2	0- 0	1- 0			
0- 1	0- 0	0- 0	NEUTRAL	0- 0	0- 0	0- 1			
6- 11	0- 0	0- 2	CONFERENCE	0- 2	2- 3	4- 4			
2- 6	0- 0	0- 1	HOME	0- 1	1- 1	1- 3			
4- 5	0- 0	0- 1	AWAY	0- 1	1- 2	3- 1			
0- 0	0- 0	0- 0	NEUTRAL	0- 0	0- 0	0- 0			

RPI 1-25				RPI 26-50				RPI 51-100				RPI 101+ Team's RPI: 224			
RPI	S	Opponent	Score	RPI	S	Opponent	Score	RPI	S	Opponent	Score	RPI	S	Opponent	Score
24	A	Kentucky	48 67	36	A	FGCU	54 67	56	A	Penn	41 81	112	H	Bethune-Cookman	55 59
				36	H	FGCU	47 89	64	A	Tennessee	46 73	122	H	Holy Cross	63 75
				37	A	UCF	40 66	100	A	Liberty	53 73	126	A	North Florida	60 52
								100	H	Liberty	48 57	126	H	North Florida	60 62
												137	A	North Ala.	57 68
												137	A	North Ala.	60 70
												137	H	North Ala.	69 60
												161	A	Jacksonville	52 57
												161	H	Jacksonville	57 71
												222	A	Kennesaw St.	67 61
												222	H	Kennesaw St.	67 70
												246	A	Lipscomb	48 34
												246	H	Lipscomb	59 65
												261	H	Tulsa	66 60
												278	N	Saint Francis (PA)	73 78
												285	A	Morehead St.	58 55
												331	A	NJIT	68 49
												331	H	NJIT	72 49
												337	H	Canisius	68 52
LAST 10 Division I															
137	A	North Ala.	60 70	137	H	North Ala.	69 60	222	H	Kennesaw St.	67 70				
126	H	North Florida	60 62	36	A	FGCU	54 67	126	A	North Florida	60 52				
161	H	Jacksonville	57 71	246	A	Lipscomb	48 34								
331	A	NJIT	68 49												
100	A	Liberty	53 73												

Non-Div I Games: Palm Beach Atl. 77 46 Trinity Baptist 116 40 Fla. National 80 37

Stetson

Stony Brook

Through Games Of March 9, 2020

Average RPI Win:	251	WON-LOST	WINNING	LAST 10	STRENGTH OF	OPP. STRENGTH	TEAM	ADJ.	CONF.	ADJ CONF.
Average RPI Loss:	178	RECORD	PCT. RANK	GAMES	SCHEDULE	OF SCHEDULE	RPI	RPI	RPI	RPI
DIV. I ONLY	27- 3	8	8-2	315	306	74	74	26	26	
DIV. I NON-CONF.	11- 1	13	0	289	306	65	65	27	27	
TOTALS	RPI 1-25	RPI 26-50	W-L RECORDS	RPI 51-100	RPI 101-150	RPI 150+				
27- 3	0- 0	1- 1	OVERALL	0- 0	1- 0	25- 2				
14- 0	0- 0	1- 0	HOME	0- 0	0- 0	13- 0				
11- 3	0- 0	0- 1	AWAY	0- 0	0- 0	11- 2				
2- 0	0- 0	0- 0	NEUTRAL	0- 0	1- 0	1- 0				
11- 1	0- 0	1- 1	NON-CONFERENCE	0- 0	1- 0	9- 0				
4- 0	0- 0	1- 0	HOME	0- 0	0- 0	3- 0				
5- 1	0- 0	0- 1	AWAY	0- 0	0- 0	5- 0				
2- 0	0- 0	0- 0	NEUTRAL	0- 0	1- 0	1- 0				
16- 2	0- 0	0- 0	CONFERENCE	0- 0	0- 0	16- 2				
10- 0	0- 0	0- 0	HOME	0- 0	0- 0	10- 0				
6- 2	0- 0	0- 0	AWAY	0- 0	0- 0	6- 2				
0- 0	0- 0	0- 0	NEUTRAL	0- 0	0- 0	0- 0				

RPI S	Opponent	Score	RPI S	Opponent	Score	RPI S	Opponent	Score	RPI S	Opponent	Score
29	A Arkansas	58 88	49	H Bucknell	78 73				144	N Western Mich.	50 47
									155	A Binghamton	67 60
									155	H Binghamton	58 54
									155	H Binghamton	57 42
									159	A Maine	62 64
									159	H Maine	73 69
									188	H Manhattan	59 54
									212	A UMass Lowell	89 69
									212	H UMass Lowell	60 41
									232	N Morgan St.	63 56
									254	H Iona	59 40
									265	A New Hampshire	53 44
									265	H New Hampshire	52 50
									283	H Sacred Heart	54 50
									286	A Pittsburgh	59 56
									297	A UMBC	66 49
									297	H UMBC	57 45
									301	A Wagner	66 45
									306	A Vermont	72 68
									306	H Vermont	67 49
									314	A Albany (NY)	73 53
									314	H Albany (NY)	54 49
									314	H Albany (NY)	53 44
									319	A St. Francis Brooklyn	86 73
									328	A Hofstra	81 38
									333	A LIU Brooklyn	80 49

LAST 10 Division I

155	H Binghamton	57 42	306	A Vermont	72 68
314	H Albany (NY)	54 49	155	H Binghamton	58 54
314	H Albany (NY)	53 44	265	H New Hampshire	52 50
345	A Hartford	67 70	212	A UMass Lowell	89 69
159	A Maine	62 64	297	A UMBC	66 49

Non-Div I Games: Molloy 66 49

Stony Brook

Loss, Non-Conf, S Site, H Home A Away N Neutral

S
t
o
n
y
B
r
o
o
k

RPI S Stony Brook Score

Through Games Of March 9, 2020

RPI	S	Opponent	Score	
345	A	Hartford	67	70
345	H	Hartford	66	55

S
t
o
n
y
B
r
o
o
k

Stony Brook

Syracuse

Through Games Of March 9, 2020

Average RPI Win:	163	WON-LOST	WINNING	LAST 10	STRENGTH OF	OPP. STRENGTH	TEAM	ADJ.	CONF.	ADJ CONF.
Average RPI Loss:	57	RECORD	PCT. RANK	GAMES	SCHEDULE	OF SCHEDULE	RPI	RPI	RPI	RPI
DIV. I ONLY	16- 15	168	6-4	55	24	98	98	5	5	
DIV. I NON-CONF.	6- 5	151	0	91	26	126	126	4	4	
TOTALS	RPI 1-25	RPI 26-50	W-L RECORDS	RPI 51-100	RPI 101-150	RPI 150+				
16- 15	1- 5	2- 2	OVERALL	3- 4	3- 4	7- 0				
10- 4	1- 1	2- 1	HOME	1- 2	1- 0	5- 0				
3- 7	0- 2	0- 1	AWAY	1- 1	1- 3	1- 0				
3- 4	0- 2	0- 0	NEUTRAL	1- 1	1- 1	1- 0				
6- 5	0- 2	0- 1	NON-CONFERENCE	1- 1	1- 1	4- 0				
4- 1	0- 1	0- 0	HOME	1- 0	0- 0	3- 0				
0- 1	0- 0	0- 1	AWAY	0- 0	0- 0	0- 0				
2- 3	0- 1	0- 0	NEUTRAL	0- 1	1- 1	1- 0				
10- 10	1- 3	2- 1	CONFERENCE	2- 3	2- 3	3- 0				
6- 3	1- 0	2- 1	HOME	0- 2	1- 0	2- 0				
3- 6	0- 2	0- 0	AWAY	1- 1	1- 3	1- 0				
1- 1	0- 1	0- 0	NEUTRAL	1- 0	0- 0	0- 0				

RPI 1-25				RPI 26-50				RPI 51-100 Team's RPI: 98				RPI 101+			
RPI	S	Opponent	Score	RPI	S	Opponent	Score	RPI	S	Opponent	Score	RPI	S	Opponent	Score
2	H	Oregon	64 81	26	H	Duke	58 88	61	A	Boston College	89 79	103	N	Michigan St.	77 63
6	N	Stanford	59 77	31	H	Florida St.	90 89	61	H	Boston College	81 88	111	N	Green Bay	73 79
7	A	Louisville	58 62	34	A	Michigan	76 84	70	N	West Virginia	69 71	117	A	Wake Forest	60 65
7	H	Louisville	59 51	41	H	Virginia Tech	67 65	76	A	Virginia	41 57	120	A	Miami (FL)	62 77
7	N	Louisville	46 71					76	N	Virginia	67 50	123	A	Notre Dame	70 72
16	A	NC State	60 69					79	H	Georgia Tech	64 82	123	H	Notre Dame	74 63
								86	H	Ohio	66 54	150	A	North Carolina	74 56
												215	N	Houston	87 62
												221	H	Clemson	59 46
												286	A	Pittsburgh	69 51
												286	H	Pittsburgh	71 53
												297	H	UMBC	82 48
												314	H	Albany (NY)	75 53
												318	H	UMES	65 50
LAST 10 Division I															
		7 N Louisville	46 71			221 H Clemson	59 46								
		76 N Virginia	67 50			286 H Pittsburgh	71 53								
		61 H Boston College	81 88			150 A North Carolina	74 56								
		16 A NC State	60 69			7 H Louisville	59 51								
		123 A Notre Dame	70 72			61 A Boston College	89 79								

Non-Div I Games:

Syracuse

■ Loss,
■ Non-Conf,
■ S Site,
■ H Home
■ A Away
N Neutral

Average RPI Win:	118	WON-LOST	WINNING	LAST 10	STRENGTH OF	OPP. STRENGTH	TEAM	ADJ.	CONF.	ADJ CONF.
Average RPI Loss:	55	RECORD	PCT. RANK	GAMES	SCHEDULE	OF SCHEDULE	RPI	RPI	RPI	RPI
DIV. I ONLY	22- 7	36	7-3	24	25	20	20	3	3	
DIV. I NON-CONF.	9- 2	37	0	95	85	29	29	3	3	
TOTALS	RPI 1-25	RPI 26-50	W-L RECORDS	RPI 51-100	RPI 101-150	RPI 150+				
22- 7	0- 3	3- 2	OVERALL	10- 0	4- 2	5- 0				
13- 3	0- 1	1- 1	HOME	6- 0	3- 1	3- 0				
9- 4	0- 2	2- 1	AWAY	4- 0	1- 1	2- 0				
0- 0	0- 0	0- 0	NEUTRAL	0- 0	0- 0	0- 0				
9- 2	0- 1	0- 1	NON-CONFERENCE	2- 0	2- 0	5- 0				
7- 0	0- 0	0- 0	HOME	2- 0	2- 0	3- 0				
2- 2	0- 1	0- 1	AWAY	0- 0	0- 0	2- 0				
0- 0	0- 0	0- 0	NEUTRAL	0- 0	0- 0	0- 0				
13- 5	0- 2	3- 1	CONFERENCE	8- 0	2- 2	0- 0				
6- 3	0- 1	1- 1	HOME	4- 0	1- 1	0- 0				
7- 2	0- 1	2- 0	AWAY	4- 0	1- 1	0- 0				
0- 0	0- 0	0- 0	NEUTRAL	0- 0	0- 0	0- 0				

RPI	S	Opponent	Score	RPI	S	Opponent	Score	RPI	S	Opponent	Score	RPI	S	Opponent	Score
5	A	Baylor	62 81	40	A	Iowa St.	77 74	69	A	Oklahoma St.	72 68	115	H	Robert Morris	66 61
5	H	Baylor	57 66	40	H	Iowa St.	82 72	69	H	Oklahoma St.	49 37	115	H	Auburn	80 65
22	A	Texas A&M	68 70	43	A	Texas	65 63	70	A	West Virginia	77 63	131	A	Kansas	87 74
				43	H	Texas	67 77	70	H	West Virginia	73 60	131	H	Kansas	73 59
				45	A	Middle Tenn.	70 82	77	A	Kansas St.	54 52	134	A	Texas Tech	83 87
								77	H	Kansas St.	65 61	134	H	Texas Tech	76 80
								80	H	Boise St.	77 65	192	H	Cornell	59 49
								86	H	Ohio	79 72	228	A	SMU	57 56
								91	A	Oklahoma	82 63	249	H	Texas St.	79 52
								91	H	Oklahoma	96 71	255	H	Nicholls St.	72 47
												268	A	Army West Point	66 52
LAST 10 Division I															
				70	A	West Virginia	77 63	77	A	Kansas St.	54 52				
				91	H	Oklahoma	96 71	40	H	Iowa St.	82 72				
				134	A	Texas Tech	83 87	5	A	Baylor	62 81				
				43	H	Texas	67 77	131	A	Kansas	87 74				
				69	H	Oklahoma St.	49 37	77	H	Kansas St.	65 61				

Non-Div I Games:

TCU

Average RPI Win:	166	WON-LOST	WINNING	LAST 10	STRENGTH OF	OPP. STRENGTH	TEAM	ADJ.	CONF.	ADJ CONF.
Average RPI Loss:	110	RECORD	PCT. RANK	GAMES	SCHEDULE	OF SCHEDULE	RPI	RPI	RPI	RPI
DIV. I ONLY	16- 15	168	3-7	71	81	118	118	9	9	
DIV. I NON-CONF.	8- 5	117	0	37	98	69	69	9	9	
TOTALS	RPI 1-25	RPI 26-50	W-L RECORDS	RPI 51-100	RPI 101-150	RPI 150+				
16- 15	0- 3	2- 2	OVERALL	3- 3	1- 1	10- 6				
10- 5	0- 2	1- 1	HOME	3- 0	1- 0	5- 2				
5- 7	0- 0	1- 1	AWAY	0- 2	0- 0	4- 4				
1- 3	0- 1	0- 0	NEUTRAL	0- 1	0- 1	1- 0				
8- 5	0- 1	1- 1	NON-CONFERENCE	2- 1	1- 1	4- 1				
5- 2	0- 1	0- 1	HOME	2- 0	1- 0	2- 0				
3- 1	0- 0	1- 0	AWAY	0- 0	0- 0	2- 1				
0- 2	0- 0	0- 0	NEUTRAL	0- 1	0- 1	0- 0				
8- 10	0- 2	1- 1	CONFERENCE	1- 2	0- 0	6- 5				
5- 3	0- 1	1- 0	HOME	1- 0	0- 0	3- 2				
2- 6	0- 0	0- 1	AWAY	0- 2	0- 0	2- 3				
1- 1	0- 1	0- 0	NEUTRAL	0- 0	0- 0	1- 0				

RPI 1-25				RPI 26-50				RPI 51-100				RPI 101+ Team's RPI: 118			
RPI	S	Opponent	Score	RPI	S	Opponent	Score	RPI	S	Opponent	Score	RPI	S	Opponent	Score
1	H	South Carolina	71 78	36	H	FGCU	67 93	51	N	Creighton	59 69	130	H	Duquesne	85 72
4	H	UConn	54 83	37	A	UCF	64 67	56	H	Penn	76 72	150	N	North Carolina	58 71
4	N	UConn	61 94	37	H	UCF	67 65	59	A	Cincinnati	81 86	167	A	Wichita St.	70 72
				49	A	Bucknell	72 61	68	A	South Fla.	51 99	167	H	Wichita St.	75 85
								68	H	South Fla.	69 66	173	A	Tulane	50 53
								83	H	Villanova	74 69	193	A	Towson	74 59
												194	A	La Salle	72 69
												196	H	Memphis	78 64
												215	A	Houston	61 58
												215	H	Houston	76 75
												227	H	Fairfield	77 59
												228	H	SMU	85 62
												236	A	Saint Joseph's	63 67
												242	A	East Carolina	50 56
												242	N	East Carolina	67 57
												261	A	Tulsa	74 65
												261	H	Tulsa	64 68
												269	H	Xavier	78 65
LAST 10 Division I															
		4 N UConn	61 94			242 A East Carolina	50 56								
		242 N East Carolina	67 57			196 H Memphis	78 64								
		173 A Tulane	50 53			215 H Houston	76 75								
		261 H Tulsa	64 68			68 A South Fla.	51 99								
		37 A UCF	64 67			167 H Wichita St.	75 85								

Non-Div I Games:

Temple

Loss, Non-Conf, S Site, H Home A Away N Neutral

Tennessee

Through Games Of March 9, 2020

Average RPI Win:	199	WON-LOST	WINNING	LAST 10	STRENGTH OF	OPP. STRENGTH	TEAM	ADJ.	CONF.	ADJ CONF.
Average RPI Loss:	20	RECORD	PCT. RANK	GAMES	SCHEDULE	OF SCHEDULE	RPI	RPI	RPI	RPI
DIV. I ONLY	21- 10	70	4-6	119	50	64	64	4	4	
DIV. I NON-CONF.	10- 3	57	0	258	141	102	102	5	5	
TOTALS	RPI 1-25	RPI 26-50	W-L RECORDS	RPI 51-100	RPI 101-150	RPI 150+				
21- 10	0- 7	1- 3	OVERALL	2- 0	5- 0	13- 0				
13- 3	0- 2	1- 1	HOME	2- 0	1- 0	9- 0				
7- 6	0- 4	0- 2	AWAY	0- 0	4- 0	3- 0				
1- 1	0- 1	0- 0	NEUTRAL	0- 0	0- 0	1- 0				
10- 3	0- 2	0- 1	NON-CONFERENCE	0- 0	1- 0	9- 0				
7- 1	0- 0	0- 1	HOME	0- 0	0- 0	7- 0				
3- 2	0- 2	0- 0	AWAY	0- 0	1- 0	2- 0				
0- 0	0- 0	0- 0	NEUTRAL	0- 0	0- 0	0- 0				
11- 7	0- 5	1- 2	CONFERENCE	2- 0	4- 0	4- 0				
6- 2	0- 2	1- 0	HOME	2- 0	1- 0	2- 0				
4- 4	0- 2	0- 2	AWAY	0- 0	3- 0	1- 0				
1- 1	0- 1	0- 0	NEUTRAL	0- 0	0- 0	1- 0				

RPI	S	Opponent	Score	RPI	S	Opponent	Score	RPI	S	Opponent	Score	RPI	S	Opponent	Score
1	A	South Carolina	48 69	29	A	Arkansas	75 83	65	H	Georgia	73 56	115	A	Auburn	56 55
4	A	UConn	45 60	35	A	LSU	65 75	73	H	Alabama	65 63	123	A	Notre Dame	74 63
6	A	Stanford	51 78	35	H	LSU	63 58					128	A	Vanderbilt	78 69
10	H	Mississippi St.	55 72	43	H	Texas	60 66					128	H	Vanderbilt	67 63
22	H	Texas A&M	71 73									139	A	Florida	78 50
24	A	Kentucky	76 80									175	H	Missouri	77 66
24	N	Kentucky	65 86									175	N	Missouri	64 51
												197	A	Portland St.	88 61
												224	H	Stetson	73 46
												237	H	Central Ark.	63 36
												262	H	Howard	88 38
												270	H	Air Force	81 54
												288	A	ETSU	72 68
												291	H	Colorado St.	79 41
												299	A	Ole Miss	84 28
												299	H	Ole Miss	77 66
												329	H	Ark.-Pine Bluff	92 51
												334	H	Tennessee St.	73 43
LAST 10 Division I															
24	N	Kentucky	65 86	29	A	Arkansas	75 83								
175	N	Missouri	64 51	22	H	Texas A&M	71 73								
115	A	Auburn	56 55	35	A	LSU	65 75								
299	H	Ole Miss	77 66	10	H	Mississippi St.	55 72								
128	H	Vanderbilt	67 63	1	A	South Carolina	48 69								

Non-Div I Games:

Tennessee

Loss, Non-Conf, S Site, H Home A Away N Neutral

Tennessee St.

Through Games Of March 9, 2020

Average RPI Win:	266	WON-LOST	WINNING	LAST 10	STRENGTH OF	OPP. STRENGTH	TEAM	ADJ.	CONF.	ADJ CONF.
Average RPI Loss:	184	RECORD	PCT. RANK	GAMES	SCHEDULE	OF SCHEDULE	RPI	RPI	RPI	RPI
DIV. I ONLY	2- 24	346	2-8	209	260	334	334	20	20	
DIV. I NON-CONF.	0- 8	338	0	141	222	327	327	23	23	
TOTALS	RPI 1-25	RPI 26-50	W-L RECORDS	RPI 51-100	RPI 101-150	RPI 150+				
2- 24	0- 0	0- 2	OVERALL	0- 4	0- 3	2- 15				
1- 13	0- 0	0- 0	HOME	0- 1	0- 3	1- 9				
1- 11	0- 0	0- 2	AWAY	0- 3	0- 0	1- 6				
0- 0	0- 0	0- 0	NEUTRAL	0- 0	0- 0	0- 0				
0- 8	0- 0	0- 1	NON-CONFERENCE	0- 1	0- 3	0- 3				
0- 5	0- 0	0- 0	HOME	0- 0	0- 3	0- 2				
0- 3	0- 0	0- 1	AWAY	0- 1	0- 0	0- 1				
0- 0	0- 0	0- 0	NEUTRAL	0- 0	0- 0	0- 0				
2- 16	0- 0	0- 1	CONFERENCE	0- 3	0- 0	2- 12				
1- 8	0- 0	0- 0	HOME	0- 1	0- 0	1- 7				
1- 8	0- 0	0- 1	AWAY	0- 2	0- 0	1- 5				
0- 0	0- 0	0- 0	NEUTRAL	0- 0	0- 0	0- 0				

RPI S	Opponent	Score	RPI S	Opponent	Score	RPI S	Opponent	Score	RPI S	Opponent	Score	Team's RPI: 334
27	A Arizona	42 77	48	A UT Martin	71 88	55	A Belmont	58 70	119	H Columbia	65 75	
						55	H Belmont	51 84	128	H Vanderbilt	55 106	
						64	A Tennessee	43 73	137	H North Ala.	63 88	
						87	A Southeast Mo. St.	54 83	172	A Austin Peay	58 76	
									172	H Austin Peay	55 87	
									200	H Eastern Ill.	52 73	
									206	A Tennessee Tech	47 88	
									206	H Tennessee Tech	69 81	
									238	A South Alabama	48 70	
									239	A Murray St.	62 100	
									239	H Murray St.	96 81	
									246	H Lipscomb	64 74	
									248	A Jacksonville St.	48 70	
									248	H Jacksonville St.	45 63	
									285	A Morehead St.	60 69	
									285	H Morehead St.	47 84	
									292	A Eastern Ky.	67 64	
									292	H Eastern Ky.	55 61	
									322	H Alcorn	57 62	
									338	H SIUE	63 76	
LAST 10 Division I												
55	H Belmont	51 84	55	A Belmont	58 70							
248	H Jacksonville St.	45 63	239	H Murray St.	96 81							
285	A Morehead St.	60 69	172	H Austin Peay	55 87							
292	A Eastern Ky.	67 64	206	A Tennessee Tech	47 88							
206	H Tennessee Tech	69 81	248	A Jacksonville St.	48 70							

Non-Div I Games: Wilberforce 83 65 Fisk 91 50

Tennessee St.

Loss, Non-Conf, S Site, H Home A Away N Neutral

Tennessee Tech

Through Games Of March 9, 2020

Average RPI Win:	279	WON-LOST	WINNING	LAST 10	STRENGTH OF	OPP. STRENGTH	TEAM	ADJ.	CONF.	ADJ CONF.
Average RPI Loss:	110	RECORD	PCT. RANK	GAMES	SCHEDULE	OF SCHEDULE	RPI	RPI	RPI	RPI
DIV. I ONLY	15- 13	153	2-8	306	202	206	206	20	20	
DIV. I NON-CONF.	5- 4	140	0	344	117	235	235	23	23	
TOTALS	RPI 1-25	RPI 26-50	W-L RECORDS	RPI 51-100	RPI 101-150	RPI 150+				
15- 13	0- 0	0- 3	OVERALL	0- 5	0- 2	15- 3				
7- 4	0- 0	0- 1	HOME	0- 2	0- 0	7- 1				
7- 7	0- 0	0- 2	AWAY	0- 2	0- 2	7- 1				
1- 2	0- 0	0- 0	NEUTRAL	0- 1	0- 0	1- 1				
5- 4	0- 0	0- 1	NON-CONFERENCE	0- 0	0- 2	5- 1				
2- 0	0- 0	0- 0	HOME	0- 0	0- 0	2- 0				
2- 3	0- 0	0- 1	AWAY	0- 0	0- 2	2- 0				
1- 1	0- 0	0- 0	NEUTRAL	0- 0	0- 0	1- 1				
10- 9	0- 0	0- 2	CONFERENCE	0- 5	0- 0	10- 2				
5- 4	0- 0	0- 1	HOME	0- 2	0- 0	5- 1				
5- 4	0- 0	0- 1	AWAY	0- 2	0- 0	5- 1				
0- 1	0- 0	0- 0	NEUTRAL	0- 1	0- 0	0- 0				

RPI S	Opponent	Score	RPI S	Opponent	Score	RPI S	Opponent	Score	RPI S	Opponent	Score	Team's RPI: 206
45	A Middle Tenn.	58 64	48	A UT Martin	62 71	55	A Belmont	52 68	110	A Southern Ill.	65 76	
48	A UT Martin					55	H Belmont	47 59	128	A Vanderbilt	61 75	
48	H UT Martin	65 86				87	A Southeast Mo. St.	72 87	151	A Samford	72 57	
						87	H Southeast Mo. St.	59 72	172	H Austin Peay	58 49	
						87	N Southeast Mo. St.	81 82	182	N Northern Ill.	74 82	
									200	A Eastern Ill.	75 62	
									239	H Murray St.	77 72	
									246	H Lipscomb	78 58	
									248	A Jacksonville St.	61 64	
									248	H Jacksonville St.	50 66	
									285	A Morehead St.	75 55	
									285	H Morehead St.	82 75	
									292	A Eastern Ky.	60 42	
									292	H Eastern Ky.	87 82	
									332	N Detroit Mercy	69 47	
									334	A Tennessee St.	81 69	
									334	H Tennessee St.	88 47	
									338	A SIUE	65 50	
									342	A Western Caro.	62 58	
									348	H La.-Monroe	75 68	
LAST 10 Division I												
87	N Southeast Mo. St.	81 82	334	A Tennessee St.	81 69							
248	A Jacksonville St.	61 64	248	H Jacksonville St.	50 66							
55	A Belmont	52 68	87	A Southeast Mo. St.	72 87							
87	H Southeast Mo. St.	59 72	48	A UT Martin	62 71							
48	H UT Martin	65 86	334	H Tennessee St.	88 47							

Non-Div I Games: Tenn. Wesleyan 94 45 Cumberland (TN) 88 51

Tennessee Tech

Loss, Non-Conf, S Site, H Home A Away N Neutral

Average RPI Win:	132	WON-LOST	WINNING	LAST 10	STRENGTH OF	OPP. STRENGTH	TEAM	ADJ.	CONF.	ADJ CONF.
Average RPI Loss:	61	RECORD	PCT. RANK	GAMES	SCHEDULE	OF SCHEDULE	RPI	RPI	RPI	RPI
DIV. I ONLY	19- 11	88	5-5	23	34	43	43	3	3	
DIV. I NON-CONF.	8- 4	90	0	102	120	91	91	3	3	
TOTALS	RPI 1-25	RPI 26-50	W-L RECORDS	RPI 51-100	RPI 101-150	RPI 150+				
19- 11	2- 4	1- 2	OVERALL	8- 3	3- 1	5- 1				
11- 5	1- 2	0- 2	HOME	4- 1	2- 0	4- 0				
7- 5	1- 1	1- 0	AWAY	4- 2	1- 1	0- 1				
1- 1	0- 1	0- 0	NEUTRAL	0- 0	0- 0	1- 0				
8- 4	1- 1	0- 1	NON-CONFERENCE	2- 1	0- 0	5- 1				
6- 1	1- 0	0- 1	HOME	1- 0	0- 0	4- 0				
1- 2	0- 0	0- 0	AWAY	1- 1	0- 0	0- 1				
1- 1	0- 1	0- 0	NEUTRAL	0- 0	0- 0	1- 0				
11- 7	1- 3	1- 1	CONFERENCE	6- 2	3- 1	0- 0				
5- 4	0- 2	0- 1	HOME	3- 1	2- 0	0- 0				
6- 3	1- 1	1- 0	AWAY	3- 1	1- 1	0- 0				
0- 0	0- 0	0- 0	NEUTRAL	0- 0	0- 0	0- 0				

RPI	S	Opponent	Score	RPI	S	Opponent	Score	Team's RPI: 43	RPI	S	Opponent	Score	RPI	S	Opponent	Score
5	A	Baylor	53 69	27	H	Arizona	58 83		64	A	Tennessee	66 60	131	A	Kansas	67 82
5	H	Baylor	44 64	40	A	Iowa St.	81 75		68	A	South Fla.	57 64	131	H	Kansas	85 77
6	H	Stanford	69 64	40	H	Iowa St.	51 69		69	A	Oklahoma St.	61 56	134	A	Texas Tech	81 66
16	N	NC State	73 84						69	H	Oklahoma St.	63 52	134	H	Texas Tech	92 66
20	A	TCU	77 67						70	A	West Virginia	63 68	210	A	Hawaii	60 73
20	H	TCU	63 65						70	H	West Virginia	50 44	231	H	Southern U.	93 39
									77	A	Kansas St.	71 63	235	N	North Texas	63 57
									77	H	Kansas St.	54 60	300	H	UTRGV	85 69
									86	H	Ohio	73 60	321	H	UTSA	84 53
									91	A	Oklahoma	70 53	336	H	Northwestern St.	91 49
									91	H	Oklahoma	86 76				
LAST 10 Division I																
69	H	Oklahoma St.	63 52	70	H	West Virginia	50 44									
5	A	Baylor	53 69	131	A	Kansas	67 82									
91	H	Oklahoma	86 76	40	H	Iowa St.	51 69									
20	A	TCU	77 67	134	A	Texas Tech	81 66									
77	H	Kansas St.	54 60	5	H	Baylor	44 64									

Non-Div I Games:

Texas

■ Loss,
■ Non-Conf,
■ S Site,
■ H Home
■ A Away
N Neutral

Average RPI Win:	118	WON-LOST	WINNING	LAST 10	STRENGTH OF	OPP. STRENGTH	TEAM	ADJ.	CONF.	ADJ CONF.
Average RPI Loss:	30	RECORD	PCT. RANK	GAMES	SCHEDULE	OF SCHEDULE	RPI	RPI	RPI	RPI
DIV. I ONLY	22- 8	46	5-5	17	16	22	22	4	4	
DIV. I NON-CONF.	12- 1	10	0	35	28	7	7	5	5	
TOTALS	RPI 1-25	RPI 26-50	W-L RECORDS	RPI 51-100	RPI 101-150	RPI 150+				
22- 8	1- 3	2- 4	OVERALL	10- 1	3- 0	6- 0				
14- 2	1- 0	1- 1	HOME	3- 1	3- 0	6- 0				
6- 4	0- 3	1- 1	AWAY	5- 0	0- 0	0- 0				
2- 2	0- 0	0- 2	NEUTRAL	2- 0	0- 0	0- 0				
12- 1	1- 0	1- 1	NON-CONFERENCE	6- 0	0- 0	4- 0				
8- 0	1- 0	1- 0	HOME	2- 0	0- 0	4- 0				
2- 0	0- 0	0- 0	AWAY	2- 0	0- 0	0- 0				
2- 1	0- 0	0- 1	NEUTRAL	2- 0	0- 0	0- 0				
10- 7	0- 3	1- 3	CONFERENCE	4- 1	3- 0	2- 0				
6- 2	0- 0	0- 1	HOME	1- 1	3- 0	2- 0				
4- 4	0- 3	1- 1	AWAY	3- 0	0- 0	0- 0				
0- 1	0- 0	0- 1	NEUTRAL	0- 0	0- 0	0- 0				

RPI	S	Opponent	Score	RPI	S	Opponent	Score	RPI	S	Opponent	Score	RPI	S	Opponent	Score
1	A	South Carolina	52 60	26	H	Duke	79 58	54	A	Rice	62 61	115	H	Auburn	84 54
10	A	Mississippi St.	57 69	29	A	Arkansas	84 77	63	N	Montana St.	78 67	128	H	Vanderbilt	74 53
20	H	TCU	70 68	29	N	Arkansas	66 67	64	A	Tennessee	73 71	139	H	Florida	69 42
24	A	Kentucky	54 76	31	N	Florida St.	58 80	65	A	Georgia	64 47	175	H	Missouri	72 53
				35	A	LSU	58 59	65	H	Georgia	64 63	208	H	Little Rock	78 35
				35	H	LSU	54 57	69	H	Oklahoma St.	74 62	215	H	Houston	72 43
								73	A	Alabama	79 74	237	H	Central Ark.	76 46
								73	H	Alabama	63 76	299	H	Ole Miss	79 35
								78	H	A&M-Corpus Christi	85 48	304	H	Prairie View	80 38
								79	N	Georgia Tech	60 48				
								81	A	Southern California	74 64				
LAST 10 Division I															
29	N	Arkansas	66 67	64	A	Tennessee	73 71								
1	A	South Carolina	52 60	128	H	Vanderbilt	74 53								
73	H	Alabama	63 76	10	A	Mississippi St.	57 69								
115	H	Auburn	84 54	35	A	LSU	58 59								
65	A	Georgia	64 47	65	H	Georgia	64 63								

Non-Div I Games:

Texas A&M

■ Loss,
■ Non-Conf, S Site,
■ Home
■ Away
N Neutral

Texas Southern

Through Games Of March 9, 2020

Average RPI Win:	273	WON-LOST	WINNING	LAST 10	STRENGTH OF	OPP. STRENGTH	TEAM	ADJ.	CONF.	ADJ CONF.
Average RPI Loss:	120	RECORD	PCT. RANK	GAMES	SCHEDULE	OF SCHEDULE	RPI	RPI	RPI	RPI
DIV. I ONLY	19- 10	77	7-3	264	316	133	133	32	32	
DIV. I NON-CONF.	5- 6	187	0	21	22	47	47	31	31	
TOTALS	RPI 1-25	RPI 26-50	W-L RECORDS	RPI 51-100	RPI 101-150	RPI 150+				
19- 10	0- 2	0- 1	OVERALL	1- 1	1- 2	17- 4				
9- 1	0- 0	0- 0	HOME	1- 0	0- 0	8- 1				
10- 7	0- 2	0- 1	AWAY	0- 1	1- 0	9- 3				
0- 2	0- 0	0- 0	NEUTRAL	0- 0	0- 2	0- 0				
5- 6	0- 2	0- 1	NON-CONFERENCE	1- 1	1- 2	3- 0				
1- 0	0- 0	0- 0	HOME	1- 0	0- 0	0- 0				
4- 4	0- 2	0- 1	AWAY	0- 1	1- 0	3- 0				
0- 2	0- 0	0- 0	NEUTRAL	0- 0	0- 2	0- 0				
14- 4	0- 0	0- 0	CONFERENCE	0- 0	0- 0	14- 4				
8- 1	0- 0	0- 0	HOME	0- 0	0- 0	8- 1				
6- 3	0- 0	0- 0	AWAY	0- 0	0- 0	6- 3				
0- 0	0- 0	0- 0	NEUTRAL	0- 0	0- 0	0- 0				

RPI 1-25				RPI 26-50				RPI 51-100				RPI 101+ Team's RPI: 133			
RPI	S	Opponent	Score	RPI	S	Opponent	Score	RPI	S	Opponent	Score	RPI	S	Opponent	Score
2	A	Oregon	63 99	40	A	Iowa St.	59 79	54	H	Rice	63 56	101	N	UAB	68 84
12	A	Gonzaga	45 80					94	A	Colorado	50 74	102	A	UT Arlington	74 63
												106	N	Utah	52 61
												156	A	Jackson St.	79 81
												156	H	Jackson St.	61 72
												173	A	Tulane	72 62
												210	A	Hawaii	74 57
												231	A	Southern U.	56 59
												231	H	Southern U.	61 56
												234	A	Alabama A&M	65 58
												234	H	Alabama A&M	79 76
												300	A	UTRGV	71 44
												304	A	Prairie View	47 50
												304	H	Prairie View	88 65
												322	A	Alcorn	81 67
												322	H	Alcorn	105 70
												325	A	Alabama St.	81 54
												325	H	Alabama St.	88 59
												329	A	Ark.-Pine Bluff	77 46
												329	H	Ark.-Pine Bluff	78 77
												344	A	Grambling	89 85
												344	H	Grambling	85 62
												351	A	Mississippi Val.	86 79
												351	H	Mississippi Val.	88 58
LAST 10 Division I															
322	A	Alcorn	81 67	351	A	Mississippi Val.	86 79								
231	A	Southern U.	56 59	344	H	Grambling	85 62								
325	H	Alabama St.	88 59	156	H	Jackson St.	61 72								
234	H	Alabama A&M	79 76	304	A	Prairie View	47 50								
329	A	Ark.-Pine Bluff	77 46	325	A	Alabama St.	81 54								

Non-Div I Games:

Texas Southern

■ Loss,
 ■ Non-Conf,
 ■ S Site,
 ■ Home
 ■ Away
 N Neutral

Average RPI Win:	233	WON-LOST	WINNING	LAST 10	STRENGTH OF	OPP. STRENGTH	TEAM	ADJ.	CONF.	ADJ CONF.
Average RPI Loss:	172	RECORD	PCT. RANK	GAMES	SCHEDULE	OF SCHEDULE	RPI	RPI	RPI	RPI
DIV. I ONLY	11- 16	230	6-4	229	243	249	249	21	21	
DIV. I NON-CONF.	5- 4	140	0	182	250	133	133	19	19	
TOTALS	RPI 1-25	RPI 26-50	W-L RECORDS	RPI 51-100	RPI 101-150	RPI 150+				
11- 16	0- 1	0- 1	OVERALL	1- 2	1- 2	9- 10				
7- 6	0- 0	0- 0	HOME	1- 1	1- 0	5- 5				
4- 10	0- 1	0- 1	AWAY	0- 1	0- 2	4- 5				
0- 0	0- 0	0- 0	NEUTRAL	0- 0	0- 0	0- 0				
5- 4	0- 1	0- 0	NON-CONFERENCE	1- 0	0- 1	4- 2				
4- 0	0- 0	0- 0	HOME	1- 0	0- 0	3- 0				
1- 4	0- 1	0- 0	AWAY	0- 0	0- 1	1- 2				
0- 0	0- 0	0- 0	NEUTRAL	0- 0	0- 0	0- 0				
6- 12	0- 0	0- 1	CONFERENCE	0- 2	1- 1	5- 8				
3- 6	0- 0	0- 0	HOME	0- 1	1- 0	2- 5				
3- 6	0- 0	0- 1	AWAY	0- 1	0- 1	3- 3				
0- 0	0- 0	0- 0	NEUTRAL	0- 0	0- 0	0- 0				

RPI 1-25				RPI 26-50				RPI 51-100				RPI 101+ Team's RPI: 249			
RPI	S	Opponent	Score	RPI	S	Opponent	Score	RPI	S	Opponent	Score	RPI	S	Opponent	Score
20	A	TCU	52 79	44	A	Troy	50 84	78	H	A&M-Corpus Christi	57 48	102	A	UT Arlington	49 69
								96	A	Coastal Caro.	67 75	102	H	UT Arlington	72 55
								96	H	Coastal Caro.	59 69	131	A	Kansas	48 68
												164	A	Dartmouth	61 51
												170	H	New Orleans	51 49
												189	A	Louisiana	64 70
												189	H	Louisiana	67 73
												198	A	Oral Roberts	57 63
												208	A	Little Rock	50 47
												208	H	Little Rock	66 78
												211	A	Appalachian St.	65 73
												211	H	Appalachian St.	47 59
												232	A	Morgan St.	62 72
												238	A	South Alabama	76 78
												244	A	Arkansas St.	83 69
												244	H	Arkansas St.	53 56
												289	H	Ga. Southern	72 68
												316	H	Georgia St.	67 62
												321	H	UTSA	74 69
												322	H	Alcorn	67 59
												348	A	La.-Monroe	59 53
												348	H	La.-Monroe	55 58
LAST 10 Division I															
				189	A	Louisiana	64 70	244	A	Arkansas St.	83 69				
				348	A	La.-Monroe	59 53	208	A	Little Rock	50 47				
				316	H	Georgia St.	67 62	211	H	Appalachian St.	47 59				
				289	H	Ga. Southern	72 68	96	H	Coastal Caro.	59 69				
				102	A	UT Arlington	49 69	102	H	UT Arlington	72 55				

Non-Div I Games: Texas Lutheran 72 31 Tex. Permian Basin 83 45

Texas St.

Loss, Non-Conf, S Site, H Home A Away N Neutral

Average RPI Win:	203	WON-LOST	WINNING	LAST 10	STRENGTH OF	OPP. STRENGTH	TEAM	ADJ.	CONF.	ADJ CONF.
Average RPI Loss:	57	RECORD	PCT. RANK	GAMES	SCHEDULE	OF SCHEDULE	RPI	RPI	RPI	RPI
DIV. I ONLY	18- 11	102	4-6	194	68	134	134	3	3	
DIV. I NON-CONF.	11- 0	1	0	350	345	163	163	3	3	
TOTALS	RPI 1-25	RPI 26-50	W-L RECORDS	RPI 51-100	RPI 101-150	RPI 150+				
18- 11	2- 2	1- 3	OVERALL	3- 5	3- 1	9- 0				
13- 5	1- 1	0- 2	HOME	2- 2	2- 0	8- 0				
4- 6	1- 1	1- 1	AWAY	1- 3	1- 1	0- 0				
1- 0	0- 0	0- 0	NEUTRAL	0- 0	0- 0	1- 0				
11- 0	0- 0	0- 0	NON-CONFERENCE	0- 0	2- 0	9- 0				
9- 0	0- 0	0- 0	HOME	0- 0	1- 0	8- 0				
1- 0	0- 0	0- 0	AWAY	0- 0	1- 0	0- 0				
1- 0	0- 0	0- 0	NEUTRAL	0- 0	0- 0	1- 0				
7- 11	2- 2	1- 3	CONFERENCE	3- 5	1- 1	0- 0				
4- 5	1- 1	0- 2	HOME	2- 2	1- 0	0- 0				
3- 6	1- 1	1- 1	AWAY	1- 3	0- 1	0- 0				
0- 0	0- 0	0- 0	NEUTRAL	0- 0	0- 0	0- 0				

RPI 1-25				RPI 26-50				RPI 51-100				RPI 101+ Team's RPI: 134			
RPI	S	Opponent	Score	RPI	S	Opponent	Score	RPI	S	Opponent	Score	RPI	S	Opponent	Score
5	A	Baylor	79 87	40	A	Iowa St.	77 74	69	A	Oklahoma St.	58 74	105	A	San Diego	64 60
5	H	Baylor	62 77	40	H	Iowa St.	66 96	69	H	Oklahoma St.	109 79	131	A	Kansas	50 67
20	A	TCU	80 76	43	A	Texas	66 92	70	A	West Virginia	60 67	131	H	Kansas	89 72
20	H	TCU	87 83	43	H	Texas	66 81	70	H	West Virginia	69 71	147	H	Sam Houston St.	99 57
								77	A	Kansas St.	70 84	299	H	Ole Miss	84 48
								77	H	Kansas St.	72 76	304	H	Prairie View	82 48
								91	A	Oklahoma	106 94	315	H	Houston Baptist	59 51
								91	H	Oklahoma	89 84	321	H	UTSA	115 58
												329	H	Ark.-Pine Bluff	81 55
												336	H	Northwestern St.	79 49
												339	H	Florida A&M	98 60
												340	N	Purdue Fort Wayne	82 48
												348	H	La.-Monroe	83 38
LAST 10 Division I															
91	A	Oklahoma	106 94	5	H	Baylor	62 77								
70	H	West Virginia	69 71	70	A	West Virginia	60 67								
20	H	TCU	87 83	131	H	Kansas	89 72								
69	A	Oklahoma St.	58 74	43	H	Texas	66 81								
40	A	Iowa St.	77 74	77	A	Kansas St.	70 84								

Non-Div I Games:

Texas Tech

■ Loss,
 ■ Non-Conf,
 ■ S Site,
 ■ H Home
 ■ A Away
 N Neutral

Toledo

Through Games Of March 9, 2020

Average RPI Win:	179	WON-LOST	WINNING	LAST 10	STRENGTH OF	OPP. STRENGTH	TEAM	ADJ.	CONF.	ADJ CONF.
Average RPI Loss:	119	RECORD	PCT. RANK	GAMES	SCHEDULE	OF SCHEDULE	RPI	RPI	RPI	RPI
DIV. I ONLY	13- 17	210	3-7	87	129	162	162	10	10	
DIV. I NON-CONF.	5- 6	187	0	168	217	196	196	10	10	
TOTALS	RPI 1-25	RPI 26-50	W-L RECORDS	RPI 51-100	RPI 101-150	RPI 150+				
13- 17	1- 1	0- 2	OVERALL	2- 4	3- 5	7- 5				
7- 7	1- 0	0- 1	HOME	2- 1	1- 2	3- 3				
5- 9	0- 1	0- 0	AWAY	0- 3	1- 3	4- 2				
1- 1	0- 0	0- 1	NEUTRAL	0- 0	1- 0	0- 0				
5- 6	0- 0	0- 2	NON-CONFERENCE	1- 0	1- 3	3- 1				
2- 3	0- 0	0- 1	HOME	1- 0	0- 1	1- 1				
2- 2	0- 0	0- 0	AWAY	0- 0	0- 2	2- 0				
1- 1	0- 0	0- 1	NEUTRAL	0- 0	1- 0	0- 0				
8- 11	1- 1	0- 0	CONFERENCE	1- 4	2- 2	4- 4				
5- 4	1- 0	0- 0	HOME	1- 1	1- 1	2- 2				
3- 7	0- 1	0- 0	AWAY	0- 3	1- 1	2- 2				
0- 0	0- 0	0- 0	NEUTRAL	0- 0	0- 0	0- 0				

RPI	S	Opponent	Score	RPI	S	Opponent	Score	RPI	S	Opponent	Score	RPI	S	Opponent	Score	Team's RPI: 162
19	A	Central Mich.	66 73	39	H	Dayton	42 60	55	H	Belmont	53 48	114	A	Buffalo	78 62	
19	H	Central Mich.	76 67	44	N	Troy	64 71	57	A	Ball St.	60 66	114	H	Buffalo	71 59	
								57	H	Ball St.	58 60	123	A	Notre Dame	51 54	
								86	A	Ohio	58 86	130	A	Duquesne	74 79	
								97	A	Kent St.	68 87	135	H	Valparaiso	54 61	
								97	H	Kent St.	69 60	136	N	Pacific	66 65	
												144	A	Western Mich.	72 84	
												144	H	Western Mich.	58 70	
												176	A	Eastern Mich.	46 64	
												176	H	Eastern Mich.	62 77	
												182	A	Northern Ill.	63 51	
												182	H	Northern Ill.	79 86	
												184	A	Akron	63 59	
												184	H	Akron	65 61	
												196	H	Memphis	76 83	
												226	A	Miami (OH)	83 92	
												253	H	Bowling Green	79 72	
												316	A	Georgia St.	74 48	
												332	A	Detroit Mercy	82 64	
												337	H	Canisius	83 65	
LAST 10 Division I																
184	A	Akron	63 59	144	H	Western Mich.	58 70									
182	H	Northern Ill.	79 86	86	A	Ohio	58 86									
19	H	Central Mich.	76 67	97	A	Kent St.	68 87									
176	A	Eastern Mich.	46 64	57	H	Ball St.	58 60									
57	A	Ball St.	60 66	114	A	Buffalo	78 62									

Non-Div I Games:

Toledo

■ Loss,
 ■ Non-Conf,
 ■ S Site,
 ■ H Home
 ■ A Away
 N Neutral

Average RPI Win: 226	WON-LOST	WINNING	LAST 10	STRENGTH OF	OPP. STRENGTH	TEAM	ADJ.	CONF.	ADJ CONF.
Average RPI Loss: 116	RECORD	PCT. RANK	GAMES	SCHEDULE	OF SCHEDULE	RPI	RPI	RPI	RPI
DIV. I ONLY	13- 15	194	4-6	159	131	193	193	14	14
DIV. I NON-CONF.	4- 6	212	0	161	91	226	226	13	13
TOTALS	RPI 1-25	RPI 26-50	W-L RECORDS	RPI 51-100	RPI 101-150	RPI 150+			
13- 15	0- 1	1- 4	OVERALL	0- 0	1- 5	11- 5			
9- 5	0- 0	1- 1	HOME	0- 0	1- 2	7- 2			
3- 9	0- 0	0- 3	AWAY	0- 0	0- 3	3- 3			
1- 1	0- 1	0- 0	NEUTRAL	0- 0	0- 0	1- 0			
4- 6	0- 1	0- 1	NON-CONFERENCE	0- 0	0- 2	4- 2			
3- 2	0- 0	0- 0	HOME	0- 0	0- 1	3- 1			
0- 3	0- 0	0- 1	AWAY	0- 0	0- 1	0- 1			
1- 1	0- 1	0- 0	NEUTRAL	0- 0	0- 0	1- 0			
9- 9	0- 0	1- 3	CONFERENCE	0- 0	1- 3	7- 3			
6- 3	0- 0	1- 1	HOME	0- 0	1- 1	4- 1			
3- 6	0- 0	0- 2	AWAY	0- 0	0- 2	3- 2			
0- 0	0- 0	0- 0	NEUTRAL	0- 0	0- 0	0- 0			

RPI 1-25				RPI 26-50				RPI 51-100				RPI 101+ Team's RPI: 193			
RPI	S	Opponent	Score	RPI	S	Opponent	Score	RPI	S	Opponent	Score	RPI	S	Opponent	Score
15	N	Iowa	72 100	30	A	James Madison	39 81					104	A	William & Mary	62 66
				30	H	James Madison	76 75					104	H	William & Mary	75 83
				38	A	Drexel	50 59					105	A	San Diego	67 81
				38	H	Drexel	60 63					118	H	Temple	59 74
				47	A	Rutgers	53 67					145	A	Northeastern	63 66
												145	H	Northeastern	81 68
												154	H	Mt. St. Mary's	73 57
												171	A	Elon	52 68
												171	H	Elon	61 74
												185	A	Delaware	62 69
												185	H	Delaware	76 66
												203	H	American	63 60
												219	H	Penn St.	67 73
												243	A	San Diego St.	72 80
												251	H	Marshall	59 56
												254	N	Iona	75 58
												259	A	Col. of Charleston	79 62
												259	H	Col. of Charleston	83 72
												272	A	UNCW	62 41
												272	H	UNCW	78 45
LAST 10 Division I															
				171	A	Elon	52 68					328	A	Hofstra	71 54
				104	A	William & Mary	62 66					259	H	Col. of Charleston	83 72
				38	H	Drexel	60 63					272	H	UNCW	78 45
				185	H	Delaware	76 66					30	A	James Madison	39 81
				145	A	Northeastern	63 66					185	A	Delaware	62 69

Non-Div I Games: Chestnut Hill 86 49

Towson

■ Loss,
 ■ Non-Conf, S Site,
 ■ Home
 ■ Away
 N Neutral

Average RPI Win:	218	WON-LOST	WINNING	LAST 10	STRENGTH OF	OPP. STRENGTH	TEAM	ADJ.	CONF.	ADJ CONF.
Average RPI Loss:	80	RECORD	PCT. RANK	GAMES	SCHEDULE	OF SCHEDULE	RPI	RPI	RPI	RPI
DIV. I ONLY	23- 4	18	9-1	187	206	44	44	21	21	
DIV. I NON-CONF.	7- 2	53	0	82	75	22	22	19	19	
TOTALS	RPI 1-25	RPI 26-50	W-L RECORDS	RPI 51-100	RPI 101-150	RPI 150+				
23- 4	0- 1	0- 1	OVERALL	2- 1	2- 0	19- 1				
10- 1	0- 0	0- 0	HOME	1- 0	1- 0	8- 1				
11- 3	0- 1	0- 1	AWAY	0- 1	1- 0	10- 0				
2- 0	0- 0	0- 0	NEUTRAL	1- 0	0- 0	1- 0				
7- 2	0- 1	0- 1	NON-CONFERENCE	1- 0	1- 0	5- 0				
2- 0	0- 0	0- 0	HOME	0- 0	0- 0	2- 0				
3- 2	0- 1	0- 1	AWAY	0- 0	1- 0	2- 0				
2- 0	0- 0	0- 0	NEUTRAL	1- 0	0- 0	1- 0				
16- 2	0- 0	0- 0	CONFERENCE	1- 1	1- 0	14- 1				
8- 1	0- 0	0- 0	HOME	1- 0	1- 0	6- 1				
8- 1	0- 0	0- 0	AWAY	0- 1	0- 0	8- 0				
0- 0	0- 0	0- 0	NEUTRAL	0- 0	0- 0	0- 0				

RPI 1-25				RPI 26-50				Team's RPI: 44				RPI 51-100				RPI 101+			
RPI	S	Opponent	Score	RPI	S	Opponent	Score					RPI	S	Opponent	Score	RPI	S	Opponent	Score
10	A	Mississippi St.	82 122	26	A	Duke	85 99					96	A	Coastal Caro.	103 124	102	H	UT Arlington	85 69
												96	H	Coastal Caro.	84 77	112	A	Bethune-Cookman	68 62
												97	N	Kent St.	71 64	151	A	Samford	74 65
																162	N	Toledo	71 64
																189	A	Louisiana	67 64
																189	H	Louisiana	73 79
																207	A	Chattanooga	90 51
																208	A	Little Rock	70 54
																208	H	Little Rock	77 59
																211	A	Appalachian St.	81 61
																211	H	Appalachian St.	84 55
																238	A	South Alabama	77 73
																238	H	South Alabama	85 68
																244	A	Arkansas St.	91 81
																244	H	Arkansas St.	79 64
																248	H	Jacksonville St.	94 64
																249	H	Texas St.	84 50
																288	H	ETSU	79 61
																289	A	Ga. Southern	79 69
																316	A	Georgia St.	71 57
																348	A	La.-Monroe	72 65
																348	H	La.-Monroe	77 65
LAST 10 Division I																			
244	A	Arkansas St.	91 81	211	A	Appalachian St.	81 61												
208	A	Little Rock	70 54	96	A	Coastal Caro.	103 124												
238	A	South Alabama	77 73	189	A	Louisiana	67 64												
244	H	Arkansas St.	79 64	348	H	La.-Monroe	77 65												
208	H	Little Rock	77 59	238	H	South Alabama	85 68												

Non-Div I Games: AUM 72 42 Fort Valley St. 101 52

Troy

T
u
l
a
n
e

Tulane				Through Games Of March 9, 2020						
Average RPI Win:	187	WON-LOST	WINNING	LAST 10	STRENGTH OF	OPP. STRENGTH	TEAM	ADJ.	CONF.	ADJ CONF.
Average RPI Loss:	107	RECORD	PCT. RANK	GAMES	SCHEDULE	OF SCHEDULE	RPI	RPI	RPI	RPI
DIV. I ONLY	14- 17	198	2-8	99	85	173	173	9	9	
DIV. I NON-CONF.	5- 8	221	0	90	113	200	200	9	9	

TOTALS	RPI 1-25	RPI 26-50		W-L RECORDS	RPI 51-100		RPI 101-150	RPI 150+		
14- 17	0- 1	1- 2		OVERALL	1- 8		2- 1	10- 5		
8- 9	0- 0	1- 2		HOME	1- 3		1- 1	5- 3		
5- 5	0- 1	0- 0		AWAY	0- 2		1- 0	4- 2		
1- 3	0- 0	0- 0		NEUTRAL	0- 3		0- 0	1- 0		
5- 8	0- 0	0- 2		NON-CONFERENCE	0- 4		1- 1	4- 1		
3- 6	0- 0	0- 2		HOME	0- 2		0- 1	3- 1		
2- 0	0- 0	0- 0		AWAY	0- 0		1- 0	1- 0		
0- 2	0- 0	0- 0		NEUTRAL	0- 2		0- 0	0- 0		
9- 9	0- 1	1- 0		CONFERENCE	1- 4		1- 0	6- 4		
5- 3	0- 0	1- 0		HOME	1- 1		1- 0	2- 2		
3- 5	0- 1	0- 0		AWAY	0- 2		0- 0	3- 2		
1- 1	0- 0	0- 0		NEUTRAL	0- 1		0- 0	1- 0		

RPI 1-25				RPI 26-50				RPI 51-100				RPI 101+ Team's RPI: 173			
RPI	S	Opponent	Score	RPI	S	Opponent	Score	RPI	S	Opponent	Score	RPI	S	Opponent	Score
4	A	UConn	31 74	35	H	LSU	54 59	59	A	Cincinnati	63 87	118	H	Temple	53 50
				37	H	UCF	60 59	59	H	Cincinnati	64 59	133	H	Texas Southern	62 72
				45	H	Middle Tenn.	62 64	60	N	Charlotte	56 60	141	A	Washington	64 62
								61	N	Boston College	76 89	156	H	Jackson St.	82 46
								68	A	South Fla.	56 63	167	A	Wichita St.	61 56
								68	H	South Fla.	43 53	167	H	Wichita St.	68 69
								68	N	South Fla.	50 64	196	A	Memphis	62 64
								73	H	Alabama	56 66	196	H	Memphis	59 55
								94	H	Colorado	52 62	205	A	Southern Miss.	62 58
												215	H	Houston	60 66
												228	A	SMU	67 66
												237	H	Central Ark.	65 38
												238	H	South Alabama	53 62
												242	A	East Carolina	50 53
												261	A	Tulsa	50 46
												261	H	Tulsa	64 62
												261	N	Tulsa	67 61
												289	H	Ga. Southern	56 40

LAST 10 Division I															
				68	N	South Fla.	50 64	4	A	UConn	31 74				
				261	N	Tulsa	67 61	167	H	Wichita St.	68 69				
				118	H	Temple	53 50	68	H	South Fla.	43 53				
				242	A	East Carolina	50 53	196	A	Memphis	62 64				
				59	A	Cincinnati	63 87	215	H	Houston	60 66				

Non-Div I Games:

Tulane

Average RPI Win: 228	WON-LOST	WINNING	LAST 10	STRENGTH OF	OPP. STRENGTH	TEAM	ADJ.	CONF.	ADJ CONF.
Average RPI Loss: 122	RECORD	PCT. RANK	GAMES	SCHEDULE	OF SCHEDULE	RPI	RPI	RPI	RPI
DIV. I ONLY	9- 21	287	3-7	141	88	261	261	9	9
DIV. I NON-CONF.	5- 8	221	0	120	114	202	202	9	9
TOTALS	RPI 1-25	RPI 26-50	W-L RECORDS	RPI 51-100	RPI 101-150	RPI 150+			
9- 21	0- 2	0- 3	OVERALL	0- 5	1- 1	8- 10			
7- 7	0- 0	0- 1	HOME	0- 3	0- 1	7- 2			
2- 11	0- 1	0- 1	AWAY	0- 2	1- 0	1- 7			
0- 3	0- 1	0- 1	NEUTRAL	0- 0	0- 0	0- 1			
5- 8	0- 1	0- 2	NON-CONFERENCE	0- 3	0- 0	5- 2			
4- 2	0- 0	0- 0	HOME	0- 2	0- 0	4- 0			
1- 4	0- 0	0- 1	AWAY	0- 1	0- 0	1- 2			
0- 2	0- 1	0- 1	NEUTRAL	0- 0	0- 0	0- 0			
4- 13	0- 1	0- 1	CONFERENCE	0- 2	1- 1	3- 8			
3- 5	0- 0	0- 1	HOME	0- 1	0- 1	3- 2			
1- 7	0- 1	0- 0	AWAY	0- 1	1- 0	0- 5			
0- 1	0- 0	0- 0	NEUTRAL	0- 0	0- 0	0- 1			

RPI 1-25				RPI 26-50				RPI 51-100				RPI 101+ Team's RPI: 261			
RPI	S	Opponent	Score	RPI	S	Opponent	Score	RPI	S	Opponent	Score	RPI	S	Opponent	Score
4	A	UConn	34 92	28	N	Western Ky.	63 76	59	A	Cincinnati	53 78	118	A	Temple	68 64
23	N	Marquette	60 61	29	A	Arkansas	41 91	68	H	South Fla.	52 68	118	H	Temple	65 74
				37	H	UCF	49 62	69	H	Oklahoma St.	48 78	167	A	Wichita St.	46 57
								82	H	SFA	63 67	167	H	Wichita St.	61 70
								84	A	Abilene Christian	63 73	173	A	Tulane	62 64
												173	H	Tulane	46 50
												173	N	Tulane	61 67
												196	A	Memphis	44 63
												198	H	Oral Roberts	67 65
												208	A	Little Rock	51 63
												215	H	Houston	71 64
												220	A	UTEP	58 51
												224	A	Stetson	60 66
												228	A	SMU	38 57
												228	H	SMU	65 58
												242	A	East Carolina	42 59
												242	H	East Carolina	58 56
												244	H	Arkansas St.	79 77
												291	H	Colorado St.	61 55
												296	H	LMU (CA)	75 56
LAST 10 Division I															
				173	N	Tulane	61 67	228	H	SMU	65 58				
				215	H	Houston	71 64	59	A	Cincinnati	53 78				
				118	A	Temple	68 64	37	H	UCF	49 62				
				167	H	Wichita St.	61 70	196	A	Memphis	44 63				
				242	A	East Carolina	42 59	173	H	Tulane	46 50				

Non-Div I Games:

Tulsa

Average RPI Win:	205	WON-LOST	WINNING	LAST 10	STRENGTH OF	OPP. STRENGTH	TEAM	ADJ.	CONF.	ADJ CONF.
Average RPI Loss:	95	RECORD	PCT. RANK	GAMES	SCHEDULE	OF SCHEDULE	RPI	RPI	RPI	RPI
DIV. I ONLY	18- 10	83	7-3	133	137	101	101	13	13	
DIV. I NON-CONF.	6- 4	123	0	232	160	168	168	16	16	
TOTALS	RPI 1-25	RPI 26-50	W-L RECORDS	RPI 51-100	RPI 101-150	RPI 150+				
18- 10	0- 0	3- 2	OVERALL	0- 6	2- 0	13- 2				
10- 4	0- 0	1- 1	HOME	0- 3	1- 0	8- 0				
7- 5	0- 0	2- 1	AWAY	0- 2	0- 0	5- 2				
1- 1	0- 0	0- 0	NEUTRAL	0- 1	1- 0	0- 0				
6- 4	0- 0	0- 0	NON-CONFERENCE	0- 3	2- 0	4- 1				
4- 1	0- 0	0- 0	HOME	0- 1	1- 0	3- 0				
1- 2	0- 0	0- 0	AWAY	0- 1	0- 0	1- 1				
1- 1	0- 0	0- 0	NEUTRAL	0- 1	1- 0	0- 0				
12- 6	0- 0	3- 2	CONFERENCE	0- 3	0- 0	9- 1				
6- 3	0- 0	1- 1	HOME	0- 2	0- 0	5- 0				
6- 3	0- 0	2- 1	AWAY	0- 1	0- 0	4- 1				
0- 0	0- 0	0- 0	NEUTRAL	0- 0	0- 0	0- 0				

RPI S	Opponent	Score	RPI S	Opponent	Score	RPI S	Opponent	Score	RPI S	Opponent	Score	Team's RPI: 101
28	A Western Ky.	65 69	54	A Rice	53 64	115	H Auburn	80 75				
33	A Old Dominion	64 61	54	H Rice	65 74	133	N Texas Southern	84 68				
33	H Old Dominion	76 65	60	H Charlotte	75 83	151	H Samford	76 69				
45	A Middle Tenn.	61 59	80	H Boise St.	81 83	196	A Memphis	52 77				
45	H Middle Tenn.	52 62	91	A Oklahoma	75 82	201	H Fla. Atlantic	92 73				
			94	N Colorado	69 77	205	A Southern Miss.	74 68				
						205	H Southern Miss.	90 46				
						220	H UTEP	63 51				
						235	A North Texas	51 50				
						238	H South Alabama	77 61				
						251	A Marshall	56 61				
						264	A Louisiana Tech	71 51				
						308	H FIU	71 58				
						321	A UTSA	87 51				
						321	H UTSA	94 55				
						322	A Alcorn	86 65				
						347	H McNeese	97 70				
LAST 10 Division I												
205	H Southern Miss.	90 46	45	H Middle Tenn.	52 62							
33	A Old Dominion	64 61	235	A North Texas	51 50							
321	A UTSA	87 51	54	A Rice	53 64							
54	H Rice	65 74	220	H UTEP	63 51							
45	A Middle Tenn.	61 59	321	H UTSA	94 55							

Non-Div I Games: Ala.-Huntsville 74 57 Tuskegee 103 60

UAB

Loss, Non-Conf, S Site, H Home A Away N Neutral

Average RPI Win:	249	WON-LOST	WINNING	LAST 10	STRENGTH OF	OPP. STRENGTH	TEAM	ADJ.	CONF.	ADJ CONF.
Average RPI Loss:	172	RECORD	PCT. RANK	GAMES	SCHEDULE	OF SCHEDULE	RPI	RPI	RPI	RPI
DIV. I ONLY	16- 12	131	7-3	232	250	157	157	28	28	
DIV. I NON-CONF.	4- 8	235	0	129	102	215	215	26	26	
TOTALS	RPI 1-25	RPI 26-50	W-L RECORDS	RPI 51-100	RPI 101-150	RPI 150+				
16- 12	0- 1	0- 0	OVERALL	0- 3	1- 0	15- 8				
10- 3	0- 0	0- 0	HOME	0- 0	1- 0	9- 3				
6- 9	0- 1	0- 0	AWAY	0- 3	0- 0	6- 5				
0- 0	0- 0	0- 0	NEUTRAL	0- 0	0- 0	0- 0				
4- 8	0- 1	0- 0	NON-CONFERENCE	0- 3	1- 0	3- 4				
3- 2	0- 0	0- 0	HOME	0- 0	1- 0	2- 2				
1- 6	0- 1	0- 0	AWAY	0- 3	0- 0	1- 2				
0- 0	0- 0	0- 0	NEUTRAL	0- 0	0- 0	0- 0				
12- 4	0- 0	0- 0	CONFERENCE	0- 0	0- 0	12- 4				
7- 1	0- 0	0- 0	HOME	0- 0	0- 0	7- 1				
5- 3	0- 0	0- 0	AWAY	0- 0	0- 0	5- 3				
0- 0	0- 0	0- 0	NEUTRAL	0- 0	0- 0	0- 0				

RPI 1-25				RPI 26-50				RPI 51-100				RPI 101+ Team's RPI: 157			
RPI	S	Opponent	Score	RPI	S	Opponent	Score	RPI	S	Opponent	Score	RPI	S	Opponent	Score
6	A	Stanford	55 67					63	A	Montana St.	65 77	129	H	Boston U.	75 68
								67	A	Fresno St.	65 73	174	A	Northern Ariz.	71 61
								92	A	Minnesota	67 76	181	A	Pepperdine	67 70
												190	H	Santa Clara	61 62
												197	H	Portland St.	70 76
												202	A	Saint Mary's (CA)	74 83
												210	A	Hawaii	65 48
												210	H	Hawaii	62 49
												214	H	San Francisco	79 67
												229	A	Cal St. Fullerton	72 61
												229	H	Cal St. Fullerton	61 71
												245	A	UC Santa Barbara	56 46
												245	H	UC Santa Barbara	66 63
												256	A	UC Irvine	68 73
												256	H	UC Irvine	65 53
												274	A	Long Beach St.	57 66
												274	H	Long Beach St.	57 55
												281	A	CSUN	71 58
												281	H	CSUN	61 39
												307	H	Sacramento St.	77 75
												309	A	Cal Poly	42 36
												309	H	Cal Poly	71 58
												311	A	UC Riverside	70 75
												311	H	UC Riverside	78 69
LAST 10 Division I															
274	A	Long Beach St.	57 66	256	H	UC Irvine	65 53								
281	A	CSUN	71 58	309	H	Cal Poly	71 58								
311	H	UC Riverside	78 69	256	A	UC Irvine	68 73								
210	A	Hawaii	65 48	229	A	Cal St. Fullerton	72 61								
229	H	Cal St. Fullerton	61 71	245	H	UC Santa Barbara	66 63								

Non-Div I Games: William Jessup 96 32

UC Davis

■ Loss,
 ■ Non-Conf,
 ■ S Site,
 ■ Home
 ■ A Away
 N Neutral

U
C
I
r
v
i
n
eU
C
I
r
v
i
n
e

UC Irvine

Page 322

RPI	S	Opponent	Score	
311	A	UC Riverside	77	53
311	H	UC Riverside	86	76

UC Irvine

U
C
I
r
v
i
n
e

U
C
I
r
v
i
n
e

UC Riverside

Through Games Of March 9, 2020

Average RPI Win:	261	WON-LOST	WINNING	LAST 10	STRENGTH OF	OPP. STRENGTH	TEAM	ADJ.	CONF.	ADJ CONF.
Average RPI Loss:	206	RECORD	PCT. RANK	GAMES	SCHEDULE	OF SCHEDULE	RPI	RPI	RPI	RPI
DIV. I ONLY	8- 22	302	2-8	246	279	311	311	28	28	
DIV. I NON-CONF.	4- 10	259	0	175	224	257	257	26	26	
TOTALS	RPI 1-25	RPI 26-50	W-L RECORDS	RPI 51-100	RPI 101-150	RPI 150+				
8- 22	0- 1	0- 1	OVERALL	0- 2	0- 1	8- 17				
6- 7	0- 0	0- 0	HOME	0- 1	0- 0	6- 6				
2- 15	0- 1	0- 1	AWAY	0- 1	0- 1	2- 11				
0- 0	0- 0	0- 0	NEUTRAL	0- 0	0- 0	0- 0				
4- 10	0- 1	0- 1	NON-CONFERENCE	0- 2	0- 1	4- 5				
3- 2	0- 0	0- 0	HOME	0- 1	0- 0	3- 1				
1- 8	0- 1	0- 1	AWAY	0- 1	0- 1	1- 4				
0- 0	0- 0	0- 0	NEUTRAL	0- 0	0- 0	0- 0				
4- 12	0- 0	0- 0	CONFERENCE	0- 0	0- 0	4- 12				
3- 5	0- 0	0- 0	HOME	0- 0	0- 0	3- 5				
1- 7	0- 0	0- 0	AWAY	0- 0	0- 0	1- 7				
0- 0	0- 0	0- 0	NEUTRAL	0- 0	0- 0	0- 0				

RPI 1-25				RPI 26-50				RPI 51-100				RPI 101+ Team's RPI: 311			
RPI	S	Opponent	Score	RPI	S	Opponent	Score	RPI	S	Opponent	Score	RPI	S	Opponent	Score
2	A	Oregon	41 84	27	A	Arizona	27 70	81	H	Southern California	59 76	124	A	California	61 84
								89	A	VCU	51 67	157	A	UC Davis	69 78
												157	H	UC Davis	75 70
												179	A	Southern Utah	68 79
												210	A	Hawaii	57 80
												210	H	Hawaii	59 65
												220	A	UTEP	50 63
												229	A	Cal St. Fullerton	61 71
												229	H	Cal St. Fullerton	45 68
												230	A	New Mexico	70 80
												240	H	CSU Bakersfield	53 52
												245	A	UC Santa Barbara	47 65
												245	H	UC Santa Barbara	66 61
												256	A	UC Irvine	76 86
												256	H	UC Irvine	53 77
												274	A	Long Beach St.	67 73
												274	H	Long Beach St.	58 57
												281	A	CSUN	67 62
												281	H	CSUN	49 74
												284	H	California Baptist	80 64
												290	H	Utah Valley	67 53
												291	A	Colorado St.	40 52
												309	A	Cal Poly	70 75
												309	H	Cal Poly	52 62
												313	A	New Mexico St.	60 58
												327	H	Weber St.	54 64
LAST 10 Division I															
				281	H	CSUN	49 74					309	H	Cal Poly	52 62
				256	A	UC Irvine	76 86					274	H	Long Beach St.	58 57
				157	A	UC Davis	69 78					229	A	Cal St. Fullerton	61 71
				229	H	Cal St. Fullerton	45 68					281	A	CSUN	67 62
				245	A	UC Santa Barbara	47 65					256	H	UC Irvine	53 77

Non-Div I Games:

UC Riverside

■ Loss,
■ Non-Conf,
■ S Site,
■ Home
■ A Away
N Neutral

Average RPI Win:	259	WON-LOST	WINNING	LAST 10	STRENGTH OF	OPP. STRENGTH	TEAM	ADJ.	CONF.	ADJ CONF.
Average RPI Loss:	201	RECORD	PCT. RANK	GAMES	SCHEDULE	OF SCHEDULE	RPI	RPI	RPI	RPI
DIV. I ONLY	13- 15	194	6-4	263	310	245	245	28	28	
DIV. I NON-CONF.	4- 8	235	0	186	301	266	266	26	26	
TOTALS	RPI 1-25	RPI 26-50	W-L RECORDS	RPI 51-100	RPI 101-150	RPI 150+				
13- 15	0- 0	0- 1	OVERALL	1- 1	0- 2	12- 11				
8- 5	0- 0	0- 0	HOME	1- 0	0- 2	7- 3				
4- 9	0- 0	0- 1	AWAY	0- 0	0- 0	4- 8				
1- 1	0- 0	0- 0	NEUTRAL	0- 1	0- 0	1- 0				
4- 8	0- 0	0- 1	NON-CONFERENCE	1- 1	0- 2	3- 4				
3- 2	0- 0	0- 0	HOME	1- 0	0- 2	2- 0				
0- 5	0- 0	0- 1	AWAY	0- 0	0- 0	0- 4				
1- 1	0- 0	0- 0	NEUTRAL	0- 1	0- 0	1- 0				
9- 7	0- 0	0- 0	CONFERENCE	0- 0	0- 0	9- 7				
5- 3	0- 0	0- 0	HOME	0- 0	0- 0	5- 3				
4- 4	0- 0	0- 0	AWAY	0- 0	0- 0	4- 4				
0- 0	0- 0	0- 0	NEUTRAL	0- 0	0- 0	0- 0				

RPI S	Opponent	Score	RPI S	Opponent	Score	RPI S	Opponent	Score	RPI S	Opponent	Score	Team's RPI: 245
27	A Arizona	42 61	81	H Southern California	57 46	136	H Pacific	53 63				
			82	N SFA	56 67	145	H San Jose St.	70 73				
						157	A UC Davis	63 66				
						157	H UC Davis	46 56				
						202	A Saint Mary's (CA)	43 64				
						210	A Hawaii	57 56				
						210	H Hawaii	51 63				
						229	A Cal St. Fullerton	75 66				
						229	H Cal St. Fullerton	68 70				
						240	A CSU Bakersfield	62 66				
						243	H San Diego St.	64 52				
						247	A Grand Canyon	57 58				
						256	A UC Irvine	65 61				
						256	H UC Irvine	67 57				
						274	A Long Beach St.	53 59				
						274	H Long Beach St.	55 47				
						281	A CSUN	65 55				
						281	H CSUN	65 60				
						284	A California Baptist	81 85				
						290	H Utah Valley	59 51				
						309	A Cal Poly	52 56				
						309	H Cal Poly	52 50				
						311	A UC Riverside	61 66				
						311	H UC Riverside	65 47				
						349	N Chicago St.	96 65				
LAST 10 Division I												
210	A Hawaii	57 56	281	A CSUN	65 55							
274	H Long Beach St.	55 47	274	A Long Beach St.	53 59							
309	A Cal Poly	52 56	210	H Hawaii	51 63							
311	H UC Riverside	65 47	256	H UC Irvine	67 57							
281	H CSUN	65 60	157	A UC Davis	63 66							

Non-Div I Games: Ottawa (AZ) 72 57

UC Santa Barbara

■ Loss,
 ■ Non-Conf,
 ■ S Site,
 ■ Home
 ■ A Away
 N Neutral

Average RPI Win:	167	WON-LOST	WINNING	LAST 10	STRENGTH OF	OPP. STRENGTH	TEAM	ADJ.	CONF.	ADJ CONF.
Average RPI Loss:	55	RECORD	PCT. RANK	GAMES	SCHEDULE	OF SCHEDULE	RPI	RPI	RPI	RPI
DIV. I ONLY	20- 10	71	8-2	28	83	37	37	9	9	
DIV. I NON-CONF.	8- 4	90	0	24	97	43	43	9	9	
TOTALS	RPI 1-25	RPI 26-50	W-L RECORDS	RPI 51-100	RPI 101-150	RPI 150+				
20- 10	1- 3	0- 2	OVERALL	4- 3	1- 1	14- 1				
14- 1	1- 1	0- 0	HOME	2- 0	1- 0	10- 0				
5- 6	0- 1	0- 1	AWAY	2- 2	0- 1	3- 1				
1- 3	0- 1	0- 1	NEUTRAL	0- 1	0- 0	1- 0				
8- 4	1- 1	0- 2	NON-CONFERENCE	1- 1	0- 0	6- 0				
7- 0	1- 0	0- 0	HOME	0- 0	0- 0	6- 0				
1- 2	0- 0	0- 1	AWAY	1- 1	0- 0	0- 0				
0- 2	0- 1	0- 1	NEUTRAL	0- 0	0- 0	0- 0				
12- 6	0- 2	0- 0	CONFERENCE	3- 2	1- 1	8- 1				
7- 1	0- 1	0- 0	HOME	2- 0	1- 0	4- 0				
4- 4	0- 1	0- 0	AWAY	1- 1	0- 1	3- 1				
1- 1	0- 0	0- 0	NEUTRAL	0- 1	0- 0	1- 0				

RPI	S	Opponent	Score	RPI	S	Opponent	Score	Team's RPI: 37	RPI	S	Opponent	Score	RPI	S	Opponent	Score	RPI	S	Opponent	Score
4	A	UConn	53 66	30	N	James Madison	43 46		55	A	Belmont	37 72	118	A	Temple	65 67				
4	H	UConn	52 59	36	A	FGCU	50 72		59	A	Cincinnati	64 81	118	H	Temple	67 64				
13	N	UCLA	56 61						59	H	Cincinnati	49 42	166	H	Wright St.	69 53				
19	H	Central Mich.	64 58						59	N	Cincinnati	51 57	167	H	Wichita St.	95 50				
									68	A	South Fla.	64 57	167	N	Wichita St.	65 32				
									68	H	South Fla.	56 48	173	A	Tulane	59 60				
									82	A	SFA	63 57	183	H	Quinnipiac	80 58				
													185	H	Delaware	75 49				
													196	A	Memphis	67 59				
													196	H	Memphis	82 66				
													202	H	Saint Mary's (CA)	67 58				
													215	A	Houston	67 49				
													224	H	Stetson	66 40				
													228	H	SMU	67 57				
													242	H	East Carolina	91 55				
													261	A	Tulsa	62 49				
													286	H	Pittsburgh	74 58				
LAST 10 Division I																				
		59	N	Cincinnati	51	57	4	A	UConn	53	66									
		167	N	Wichita St.	65	32	68	H	South Fla.	56	48									
		167	H	Wichita St.	95	50	59	H	Cincinnati	49	42									
		196	A	Memphis	67	59	215	A	Houston	67	49									
		118	H	Temple	67	64	261	A	Tulsa	62	49									

Non-Div I Games:

UCF

Average RPI Win:	114	WON-LOST	WINNING	LAST 10	STRENGTH OF	OPP. STRENGTH	TEAM	ADJ.	CONF.	ADJ CONF.
Average RPI Loss:	51	RECORD	PCT. RANK	GAMES	SCHEDULE	OF SCHEDULE	RPI	RPI	RPI	RPI
DIV. I ONLY	26- 5	21	7-3	49	8	13	13	1	1	
DIV. I NON-CONF.	11- 0	1	0	191	47	18	18	1	1	
TOTALS	RPI 1-25	RPI 26-50	W-L RECORDS	RPI 51-100	RPI 101-150	RPI 150+				
26- 5	3- 2	4- 1	OVERALL	7- 1	7- 1	5- 0				
14- 1	1- 1	2- 0	HOME	3- 0	4- 0	4- 0				
10- 3	2- 0	1- 1	AWAY	3- 1	3- 1	1- 0				
2- 1	0- 1	1- 0	NEUTRAL	1- 0	0- 0	0- 0				
11- 0	1- 0	1- 0	NON-CONFERENCE	3- 0	1- 0	5- 0				
6- 0	0- 0	0- 0	HOME	1- 0	1- 0	4- 0				
4- 0	1- 0	0- 0	AWAY	2- 0	0- 0	1- 0				
1- 0	0- 0	1- 0	NEUTRAL	0- 0	0- 0	0- 0				
15- 5	2- 2	3- 1	CONFERENCE	4- 1	6- 1	0- 0				
8- 1	1- 1	2- 0	HOME	2- 0	3- 0	0- 0				
6- 3	1- 0	1- 1	AWAY	1- 1	3- 1	0- 0				
1- 1	0- 1	0- 0	NEUTRAL	1- 0	0- 0	0- 0				

RPI 1-25				Team's RPI: 13				RPI 26-50				RPI 51-100				RPI 101+			
RPI	S	Opponent	Score	RPI	S	Opponent	Score	RPI	S	Opponent	Score	RPI	S	Opponent	Score	RPI	S	Opponent	Score
2	H	Oregon	66 80	27	A	Arizona	66 92	53	H	Yale	100 65	106	A	Utah	84 54				
6	A	Stanford	79 69	27	H	Arizona	70 58	65	A	Georgia	59 50	106	H	Utah	77 54				
6	N	Stanford	51 67	37	N	UCF	61 56	76	A	Virginia	73 62	113	A	Washington St.	70 62				
14	A	Indiana	68 58	42	A	Arizona St.	70 61	81	A	Southern California	68 70	113	H	Washington St.	66 50				
21	H	Oregon St.	83 74	42	H	Arizona St.	68 66	81	H	Southern California	83 59	124	A	California	74 70				
								81	N	Southern California	73 66	136	H	Pacific	68 57				
								94	A	Colorado	65 62	141	A	Washington	68 74				
								94	H	Colorado	62 52	141	H	Washington	85 80				
												225	H	Northern Colo.	92 58				
												274	H	Long Beach St.	86 51				
												281	A	CSUN	58 44				
												296	H	LMU (CA)	74 52				
												327	H	Weber St.	85 45				
LAST 10 Division I																			
6	N	Stanford	51 67	113	A	Washington St.	70 62												
81	N	Southern California	73 66	21	H	Oregon St.	83 74												
106	H	Utah	77 54	2	H	Oregon	66 80												
94	H	Colorado	62 52	124	A	California	74 70												
141	A	Washington	68 74	6	A	Stanford	79 69												

Non-Div I Games:

UCLA

■ Loss,
 ■ Non-Conf,
 ■ S Site,
 ■ H Home
 ■ A Away
 N Neutral

Average RPI Win:	115	WON-LOST	WINNING	LAST 10	STRENGTH OF	OPP. STRENGTH	TEAM	ADJ.	CONF.	ADJ CONF.
Average RPI Loss:	3	RECORD	PCT. RANK	GAMES	SCHEDULE	OF SCHEDULE	RPI	RPI	RPI	RPI
DIV. I ONLY	29- 3	6	9-1	18	15	4	4	9	9	
DIV. I NON-CONF.	10- 3	57	0-1	6	1	4	4	9	9	
TOTALS	RPI 1-25	RPI 26-50	W-L RECORDS	RPI 51-100	RPI 101-150	RPI 150+				
29- 3	2- 3	3- 0	OVERALL	10- 0	5- 0	9- 0				
12- 2	0- 2	1- 0	HOME	4- 0	2- 0	5- 0				
13- 1	2- 1	2- 0	AWAY	3- 0	2- 0	4- 0				
4- 0	0- 0	0- 0	NEUTRAL	3- 0	1- 0	0- 0				
10- 3	2- 3	1- 0	NON-CONFERENCE	4- 0	3- 0	0- 0				
4- 2	0- 2	0- 0	HOME	2- 0	2- 0	0- 0				
5- 1	2- 1	1- 0	AWAY	1- 0	1- 0	0- 0				
1- 0	0- 0	0- 0	NEUTRAL	1- 0	0- 0	0- 0				
19- 0	0- 0	2- 0	CONFERENCE	6- 0	2- 0	9- 0				
8- 0	0- 0	1- 0	HOME	2- 0	0- 0	5- 0				
8- 0	0- 0	1- 0	AWAY	2- 0	1- 0	4- 0				
3- 0	0- 0	0- 0	NEUTRAL	2- 0	1- 0	0- 0				

RPI 1-25				Team's RPI: 4				RPI 26-50				RPI 51-100				RPI 101+			
RPI	S	Opponent	Score		RPI	S	Opponent	Score		RPI	S	Opponent	Score		RPI	S	Opponent	Score	
1	A	South Carolina	52	70	37	A	UCF	59	52	59	A	Cincinnati	105	58	118	A	Temple	83	54
2	H	Oregon	56	74	37	H	UCF	66	53	59	H	Cincinnati	80	50	118	N	Temple	94	61
5	H	Baylor	58	74	39	A	Dayton	75	37	59	N	Cincinnati	87	53	123	H	Notre Dame	81	57
17	A	Ohio St.	73	62						62	A	Seton Hall	92	78	124	H	California	72	61
18	A	DePaul	84	74						64	H	Tennessee	60	45	128	A	Vanderbilt	64	51
										68	A	South Fla.	67	47	167	H	Wichita St.	83	55
										68	H	South Fla.	80	39	173	H	Tulane	74	31
										68	N	South Fla.	79	38	196	A	Memphis	68	56
										76	H	Virginia	83	44	196	H	Memphis	94	55
										91	N	Oklahoma	97	53	215	A	Houston	92	40
															215	H	Houston	91	51
															228	A	SMU	80	42
															242	A	East Carolina	98	42
															261	H	Tulsa	92	34
LAST 10 Division I																			
					59	N	Cincinnati	87	53	59	A	Cincinnati	105	58					
					68	N	South Fla.	79	38	37	H	UCF	66	53					
					118	N	Temple	94	61	173	H	Tulane	74	31					
					68	H	South Fla.	80	39	68	A	South Fla.	67	47					
					215	A	Houston	92	40	1	A	South Carolina	52	70					

Non-Div I Games:

UConn

■ Loss,
 ■ Non-Conf, S Site,
 ■ Home
 ■ Away
 N Neutral

UIC										
Average RPI Win:	300	WON-LOST	WINNING	LAST 10	STRENGTH OF	OPP. STRENGTH	TEAM	ADJ.	CONF.	ADJ CONF.
Average RPI Loss:	185	RECORD	PCT. RANK	GAMES	SCHEDULE	OF SCHEDULE	RPI	RPI	RPI	RPI
DIV. I ONLY	3- 27	343	1-9	277	249	341	341	22	22	
DIV. I NON-CONF.	1- 10	329	0	305	207	337	337	22	22	

TOTALS	RPI 1-25	RPI 26-50	W-L RECORDS	RPI 51-100	RPI 101-150	RPI 150+				
3- 27	0- 0	0- 1	OVERALL	0- 3	0- 5	3- 18				
2- 12	0- 0	0- 1	HOME	0- 1	0- 2	2- 8				
1- 15	0- 0	0- 0	AWAY	0- 2	0- 3	1- 10				
0- 0	0- 0	0- 0	NEUTRAL	0- 0	0- 0	0- 0				
1- 10	0- 0	0- 1	NON-CONFERENCE	0- 1	0- 3	1- 5				
0- 5	0- 0	0- 1	HOME	0- 0	0- 1	0- 3				
1- 5	0- 0	0- 0	AWAY	0- 1	0- 2	1- 2				
0- 0	0- 0	0- 0	NEUTRAL	0- 0	0- 0	0- 0				
2- 17	0- 0	0- 0	CONFERENCE	0- 2	0- 2	2- 13				
2- 7	0- 0	0- 0	HOME	0- 1	0- 1	2- 5				
0- 10	0- 0	0- 0	AWAY	0- 1	0- 1	0- 8				
0- 0	0- 0	0- 0	NEUTRAL	0- 0	0- 0	0- 0				

RPI 1-25				RPI 26-50				RPI 51-100				RPI 101+				Team's RPI: 341	
RPI	S	Opponent	Score	RPI	S	Opponent	Score	RPI	S	Opponent	Score	RPI	S	Opponent	Score		
				31	H	Florida St.	42 86	71	A	IUPUI	51 87	111	A	Green Bay	36 73		
								71	H	IUPUI	49 88	111	H	Green Bay	49 75		
								77	A	Kansas St.	40 84	131	A	Kansas	50 91		
												135	A	Valparaiso	37 63		
												144	H	Western Mich.	52 80		
												166	A	Wright St.	55 79		
												166	A	Wright St.	47 83		
												166	H	Wright St.	43 58		
												176	H	Eastern Mich.	59 68		
												186	A	Northern Ky.	35 78		
												186	H	Northern Ky.	46 88		
												191	A	Cleveland St.	44 84		
												191	H	Cleveland St.	43 83		
												200	H	Eastern Ill.	45 80		
												217	A	Milwaukee	55 71		
												217	H	Milwaukee	60 66		
												226	A	Miami (OH)	35 85		
												263	A	Youngstown St.	65 77		
												263	H	Youngstown St.	59 53		
												275	H	Indiana St.	40 61		
												287	A	Oakland	46 63		
												287	H	Oakland	70 64		
												332	A	Detroit Mercy	52 58		
												332	H	Detroit Mercy	62 70		
												340	A	Purdue Fort Wayne	50 61		
												349	A	Chicago St.	73 61		

LAST 10 Division I																	
				166	A	Wright St.	47 83					186	A	Northern Ky.	35 78		
				71	A	IUPUI	51 87					332	A	Detroit Mercy	52 58		
				217	H	Milwaukee	60 66					287	A	Oakland	46 63		
				111	H	Green Bay	49 75					191	H	Cleveland St.	43 83		
				166	A	Wright St.	55 79					263	H	Youngstown St.	59 53		

Non-Div I Games:

UIC

■ Loss,
■ Non-Conf,
■ S Site,
■ H Home
■ A Away
N Neutral

Average RPI Win:	268	WON-LOST	WINNING	LAST 10	STRENGTH OF	OPP. STRENGTH	TEAM	ADJ.	CONF.	ADJ CONF.
Average RPI Loss:	196	RECORD	PCT. RANK	GAMES	SCHEDULE	OF SCHEDULE	RPI	RPI	RPI	RPI
DIV. I ONLY	9- 18	272	4-6	271	327	297	297	26	26	
DIV. I NON-CONF.	3- 7	252	0	239	331	288	288	27	27	
TOTALS	RPI 1-25	RPI 26-50	W-L RECORDS	RPI 51-100	RPI 101-150	RPI 150+				
9- 18	0- 0	0- 0	OVERALL	0- 3	0- 1	9- 14				
6- 5	0- 0	0- 0	HOME	0- 1	0- 0	6- 4				
3- 11	0- 0	0- 0	AWAY	0- 2	0- 1	3- 8				
0- 2	0- 0	0- 0	NEUTRAL	0- 0	0- 0	0- 2				
3- 7	0- 0	0- 0	NON-CONFERENCE	0- 1	0- 1	3- 5				
2- 1	0- 0	0- 0	HOME	0- 0	0- 0	2- 1				
1- 4	0- 0	0- 0	AWAY	0- 1	0- 1	1- 2				
0- 2	0- 0	0- 0	NEUTRAL	0- 0	0- 0	0- 2				
6- 11	0- 0	0- 0	CONFERENCE	0- 2	0- 0	6- 9				
4- 4	0- 0	0- 0	HOME	0- 1	0- 0	4- 3				
2- 7	0- 0	0- 0	AWAY	0- 1	0- 0	2- 6				
0- 0	0- 0	0- 0	NEUTRAL	0- 0	0- 0	0- 0				

RPI	S	Opponent	Score	RPI	S	Opponent	Score	RPI	S	Opponent	Score	RPI	S	Opponent	Score	Team's RPI: 297
74	A	Stony Brook	45	57	104	A	William & Mary	48	76							
74	H	Stony Brook	49	66	154	A	Mt. St. Mary's	61	71							
98	A	Syracuse	48	82	155	A	Binghamton	58	66							
					155	H	Binghamton	43	61							
					159	A	Maine	74	54							
					159	H	Maine	54	66							
					168	A	Lafayette	65	58							
					194	N	La Salle	58	74							
					212	A	UMass Lowell	58	66							
					212	A	UMass Lowell	64	75							
					212	H	UMass Lowell	65	52							
					222	N	Kennesaw St.	44	59							
					232	H	Morgan St.	65	63							
					262	H	Howard	61	72							
					265	A	New Hampshire	51	56							
					265	H	New Hampshire	63	72							
					301	A	Wagner	60	67							
					306	A	Vermont	58	60							
					306	H	Vermont	54	47							
					314	A	Albany (NY)	51	56							
					314	H	Albany (NY)	54	44							
					335	H	Coppin St.	71	48							
					345	A	Hartford	56	47							
					345	H	Hartford	61	54							
LAST 10 Division I																
212	A	UMass Lowell	58	66	265	A	New Hampshire	51	56							
159	H	Maine	54	66	212	H	UMass Lowell	65	52							
155	A	Binghamton	58	66	345	A	Hartford	56	47							
306	H	Vermont	54	47	74	H	Stony Brook	49	66							
314	H	Albany (NY)	54	44	314	A	Albany (NY)	51	56							

Non-Div I Games: Gettysburg 92 50

UMBC

■ Loss,
 ■ Non-Conf,
 ■ S Site,
 ■ Home
 ■ A Away
 N Neutral

Average RPI Win:	259	WON-LOST	WINNING	LAST 10	STRENGTH OF	OPP. STRENGTH	TEAM	ADJ.	CONF.	ADJ CONF.
Average RPI Loss:	194	RECORD	PCT. RANK	GAMES	SCHEDULE	OF SCHEDULE	RPI	RPI	RPI	RPI
DIV. I ONLY	6- 21	314	4-6	238	307	318	318	29	29	
DIV. I NON-CONF.	1- 10	329	0	97	140	299	299	29	29	
TOTALS	RPI 1-25	RPI 26-50	W-L RECORDS	RPI 51-100	RPI 101-150	RPI 150+				
6- 21	0- 0	0- 2	OVERALL	0- 2	0- 4	6- 13				
4- 8	0- 0	0- 0	HOME	0- 0	0- 2	4- 6				
2- 13	0- 0	0- 2	AWAY	0- 2	0- 2	2- 7				
0- 0	0- 0	0- 0	NEUTRAL	0- 0	0- 0	0- 0				
1- 10	0- 0	0- 2	NON-CONFERENCE	0- 2	0- 3	1- 3				
1- 3	0- 0	0- 0	HOME	0- 0	0- 1	1- 2				
0- 7	0- 0	0- 2	AWAY	0- 2	0- 2	0- 1				
0- 0	0- 0	0- 0	NEUTRAL	0- 0	0- 0	0- 0				
5- 11	0- 0	0- 0	CONFERENCE	0- 0	0- 1	5- 10				
3- 5	0- 0	0- 0	HOME	0- 0	0- 1	3- 4				
2- 6	0- 0	0- 0	AWAY	0- 0	0- 0	2- 6				
0- 0	0- 0	0- 0	NEUTRAL	0- 0	0- 0	0- 0				

RPI 1-25				RPI 26-50				RPI 51-100				RPI 101+				Team's RPI: 318	
RPI	S	Opponent	Score	RPI	S	Opponent	Score	RPI	S	Opponent	Score	RPI	S	Opponent	Score		
				33	A	Old Dominion	39 48	60	A	Charlotte	44 64	104	A	William & Mary	50 78		
				41	A	Virginia Tech	43 86	98	A	Syracuse	50 65	112	H	Bethune-Cookman	53 62		
												127	H	Richmond	52 64		
												142	A	UNC Greensboro	48 86		
												154	H	Mt. St. Mary's	78 76		
												158	A	Norfolk St.	45 68		
												165	A	N.C. A&T	57 72		
												165	H	N.C. A&T	31 67		
												232	A	Morgan St.	71 61		
												232	H	Morgan St.	44 55		
												242	A	East Carolina	42 57		
												260	H	Georgetown	39 57		
												262	A	Howard	71 70		
												262	H	Howard	58 79		
												271	H	Longwood	62 71		
												277	A	Delaware St.	58 72		
												277	H	Delaware St.	68 53		
												295	A	N.C. Central	70 78		
												295	H	N.C. Central	65 63		
												335	A	Coppin St.	63 66		
												335	H	Coppin St.	61 46		
												339	H	Florida A&M	71 81		
												350	A	South Carolina St.	55 60		
LAST 10 Division I																	
				335	H	Coppin St.	61 46	339	H	Florida A&M	71 81						
				262	A	Howard	71 70	112	H	Bethune-Cookman	53 62						
				277	H	Delaware St.	68 53	335	A	Coppin St.	63 66						
				165	A	N.C. A&T	57 72	232	A	Morgan St.	71 61						
				295	A	N.C. Central	70 78	277	A	Delaware St.	58 72						

Non-Div I Games: Greensboro 65 48 Wesley 75 29

UMES

Loss, Non-Conf, S Site, H Home A Away N Neutral

UK
CK
C

Non-Div I Games:	Rockhurst	78	60	Science & Arts Okla	74	43
------------------	-----------	----	----	---------------------	----	----

Average RPI Win:	292	WON-LOST	WINNING	LAST 10	STRENGTH OF	OPP. STRENGTH	TEAM	ADJ.	CONF.	ADJ CONF.
Average RPI Loss:	144	RECORD	PCT. RANK	GAMES	SCHEDULE	OF SCHEDULE	RPI	RPI	RPI	RPI
DIV. I ONLY	16- 15	168	5-5	272	296	212	212	26	26	
DIV. I NON-CONF.	4- 9	250	0	235	296	277	277	27	27	
TOTALS	RPI 1-25	RPI 26-50	W-L RECORDS	RPI 51-100	RPI 101-150	RPI 150+				
16- 15	0- 0	0- 0	OVERALL	0- 4	0- 3	16- 8				
9- 6	0- 0	0- 0	HOME	0- 2	0- 1	9- 3				
7- 9	0- 0	0- 0	AWAY	0- 2	0- 2	7- 5				
0- 0	0- 0	0- 0	NEUTRAL	0- 0	0- 0	0- 0				
4- 9	0- 0	0- 0	NON-CONFERENCE	0- 2	0- 3	4- 4				
2- 4	0- 0	0- 0	HOME	0- 1	0- 1	2- 2				
2- 5	0- 0	0- 0	AWAY	0- 1	0- 2	2- 2				
0- 0	0- 0	0- 0	NEUTRAL	0- 0	0- 0	0- 0				
12- 6	0- 0	0- 0	CONFERENCE	0- 2	0- 0	12- 4				
7- 2	0- 0	0- 0	HOME	0- 1	0- 0	7- 1				
5- 4	0- 0	0- 0	AWAY	0- 1	0- 0	5- 3				
0- 0	0- 0	0- 0	NEUTRAL	0- 0	0- 0	0- 0				

RPI S	Opponent	Score	RPI S	Opponent	Score	RPI S	Opponent	Score	RPI S	Opponent	Score	Team's RPI: 212
						53	H Yale	59 67	125	A Colgate	51 73	
						61	A Boston College	46 89	131	A Kansas	44 79	
						74	A Stony Brook	41 60	149	H Massachusetts	58 74	
						74	H Stony Brook	69 89	155	A Binghamton	66 56	
									155	H Binghamton	58 62	
									159	A Maine	54 67	
									159	A Maine	53 77	
									159	H Maine	66 57	
									164	H Dartmouth	51 62	
									177	A Merrimack	50 73	
									187	A Providence	38 63	
									192	H Cornell	56 70	
									265	A New Hampshire	66 53	
									265	H New Hampshire	58 53	
									297	A UMBC	52 65	
									297	H UMBC	75 64	
									297	H UMBC	66 58	
									302	H Fairleigh Dickinson	61 56	
									306	A Vermont	62 58	
									306	H Vermont	61 47	
									314	A Albany (NY)	78 75	
									314	H Albany (NY)	53 51	
									323	A Bryant	55 35	
									333	H LIU Brooklyn	65 56	
									345	A Hartford	68 63	
									345	H Hartford	64 56	
LAST 10 Division I												
			159	A Maine	54 67		345	H Hartford	64 56			
			297	H UMBC	66 58		159	A Maine	53 77			
			306	A Vermont	62 58		297	A UMBC	52 65			
			314	A Albany (NY)	78 75		74	H Stony Brook	69 89			
			155	H Binghamton	58 62		265	A New Hampshire	66 53			

Non-Div I Games:

UMass Lowell

■ Loss,
 ■ Non-Conf, S Site,
 ■ Home
 ■ Away
 N Neutral

RPI	S	Opponent	Score
346	A	Central Conn. St.	56 54

U
M
a
s
s
L
o
w
e
l
l

U
M
a
s
s
L
o
w
e
l
l

UMass Lowell

UNC Asheville

Through Games Of March 9, 2020

Average RPI Win:	270	WON-LOST	WINNING	LAST 10	STRENGTH OF	OPP. STRENGTH	TEAM	ADJ.	CONF.	ADJ CONF.
Average RPI Loss:	203	RECORD	PCT. RANK	GAMES	SCHEDULE	OF SCHEDULE	RPI	RPI	RPI	RPI
DIV. I ONLY	13- 14	186	3-7	316	330	258	258	25	25	
DIV. I NON-CONF.	4- 3	138	0	338	341	242	242	28	28	
TOTALS	RPI 1-25	RPI 26-50	W-L RECORDS	RPI 51-100	RPI 101-150	RPI 150+				
13- 14	0- 0	0- 0	OVERALL	0- 0	1- 5	12- 9				
6- 6	0- 0	0- 0	HOME	0- 0	1- 2	5- 4				
6- 8	0- 0	0- 0	AWAY	0- 0	0- 3	6- 5				
1- 0	0- 0	0- 0	NEUTRAL	0- 0	0- 0	1- 0				
4- 3	0- 0	0- 0	NON-CONFERENCE	0- 0	0- 2	4- 1				
1- 1	0- 0	0- 0	HOME	0- 0	0- 1	1- 0				
2- 2	0- 0	0- 0	AWAY	0- 0	0- 1	2- 1				
1- 0	0- 0	0- 0	NEUTRAL	0- 0	0- 0	1- 0				
9- 11	0- 0	0- 0	CONFERENCE	0- 0	1- 3	8- 8				
5- 5	0- 0	0- 0	HOME	0- 0	1- 1	4- 4				
4- 6	0- 0	0- 0	AWAY	0- 0	0- 2	4- 4				
0- 0	0- 0	0- 0	NEUTRAL	0- 0	0- 0	0- 0				

RPI 1-25				RPI 26-50				RPI 51-100				RPI 101+				Team's RPI: 258	
RPI	S	Opponent	Score	RPI	S	Opponent	Score	RPI	S	Opponent	Score	RPI	S	Opponent	Score		
												120	A	Miami (FL)	46	75	
												132	A	Campbell	52	59	
												132	H	Campbell	60	52	
												138	A	Hampton	59	68	
												138	H	Hampton	66	76	
												142	H	UNC Greensboro	40	67	
												160	A	Gardner-Webb	55	85	
												160	H	Gardner-Webb	59	65	
												169	A	Radford	63	50	
												169	H	Radford	66	73	
												180	A	High Point	62	89	
												180	H	High Point	76	60	
												231	N	Southern U.	53	34	
												271	A	Longwood	56	73	
												271	H	Longwood	51	54	
												273	A	Wofford	38	75	
												282	A	Winthrop	50	43	
												282	H	Winthrop	65	55	
												288	A	ETSU	72	54	
												303	A	Presbyterian	64	48	
												303	H	Presbyterian	54	39	
												326	A	USC Upstate	68	48	
												326	H	USC Upstate	53	45	
												342	A	Western Caro.	64	47	
												343	A	Charleston So.	54	56	
												343	H	Charleston So.	48	60	
LAST 10 Division I																	
				180	A	High Point	62	89				282	H	Winthrop	65	55	
				169	H	Radford	66	73				303	A	Presbyterian	64	48	
				160	A	Gardner-Webb	55	85				132	A	Campbell	52	59	
				326	H	USC Upstate	53	45				271	H	Longwood	51	54	
				343	A	Charleston So.	54	56				138	H	Hampton	66	76	

Non-Div I Games: Montreat 89 45 Lenoir-Rhyne 68 48

UNC Asheville

Loss, Non-Conf, S Site, H Home A Away N Neutral

RPI	S	Opponent	Score
350	H	South Carolina St.	82 51

U
N
C
A
s
h
e
v
i
l
l
e

U
N
C
A
s
h
e
v
i
l
l
e

UNC Asheville

Through Games Of March 9, 2020

[illegible]

UNC Greensboro

Page 337

RPI	S	Opponent	Score
342	H	Western Caro.	54 43

UNC Greensboro

U
N
C
G
r
e
e
n
s
b
o
r
o

U
N
C
G
r
e
e
n
s
b
o
r
o

Average RPI Win:	250	WON-LOST	WINNING	LAST 10	STRENGTH OF	OPP. STRENGTH	TEAM	ADJ.	CONF.	ADJ CONF.
Average RPI Loss:	143	RECORD	PCT. RANK	GAMES	SCHEDULE	OF SCHEDULE	RPI	RPI	RPI	RPI
DIV. I ONLY	8- 19	291	3-7	170	179	272	272	14	14	
DIV. I NON-CONF.	2- 7	288	0	211	317	302	302	13	13	
TOTALS	RPI 1-25	RPI 26-50	W-L RECORDS	RPI 51-100	RPI 101-150	RPI 150+				
8- 19	0- 1	0- 4	OVERALL	0- 1	2- 4	6- 9				
5- 8	0- 0	0- 2	HOME	0- 1	1- 1	4- 4				
3- 10	0- 1	0- 2	AWAY	0- 0	1- 2	2- 5				
0- 1	0- 0	0- 0	NEUTRAL	0- 0	0- 1	0- 0				
2- 7	0- 1	0- 0	NON-CONFERENCE	0- 1	0- 2	2- 3				
1- 3	0- 0	0- 0	HOME	0- 1	0- 0	1- 2				
1- 3	0- 1	0- 0	AWAY	0- 0	0- 1	1- 1				
0- 1	0- 0	0- 0	NEUTRAL	0- 0	0- 1	0- 0				
6- 12	0- 0	0- 4	CONFERENCE	0- 0	2- 2	4- 6				
4- 5	0- 0	0- 2	HOME	0- 0	1- 1	3- 2				
2- 7	0- 0	0- 2	AWAY	0- 0	1- 1	1- 4				
0- 0	0- 0	0- 0	NEUTRAL	0- 0	0- 0	0- 0				

RPI 1-25				RPI 26-50				RPI 51-100				RPI 101+ Team's RPI: 272			
RPI	S	Opponent	Score	RPI	S	Opponent	Score	RPI	S	Opponent	Score	RPI	S	Opponent	Score
16	A	NC State	40 80	30	A	James Madison	52 76	96	H	Coastal Caro.	43 62	104	A	William & Mary	72 55
				30	H	James Madison	58 66					104	H	William & Mary	55 63
				38	A	Drexel	50 52					117	A	Wake Forest	55 65
				38	H	Drexel	72 73					145	A	Northeastern	61 63
												145	H	Northeastern	61 48
												150	N	North Carolina	45 85
												171	A	Elon	53 77
												171	H	Elon	57 60
												185	A	Delaware	57 61
												185	H	Delaware	71 65
												193	A	Towson	45 78
												193	H	Towson	41 62
												222	H	Kennesaw St.	56 58
												259	A	Col. of Charleston	63 67
												259	H	Col. of Charleston	74 50
												271	A	Longwood	58 59
												282	H	Winthrop	63 75
												303	A	Presbyterian	70 60
												328	A	Hofstra	62 59
												328	H	Hofstra	56 43
												350	H	South Carolina St.	84 46
LAST 10 Division I															
185	A	Delaware	57 61	30	A	James Madison	52 76								
38	A	Drexel	50 52	193	A	Towson	45 78								
328	H	Hofstra	56 43	104	H	William & Mary	55 63								
145	H	Northeastern	61 48	171	H	Elon	57 60								
259	H	Col. of Charleston	74 50	145	A	Northeastern	61 63								

Non-Div I Games: Catawba 75 78 Mount Olive 75 67

UNCW

Loss, Non-Conf, S Site, H Home A Away N Neutral

UU

UNI

Page 340

Average RPI Win:	210	WON-LOST	WINNING	LAST 10	STRENGTH OF	OPP. STRENGTH	TEAM	ADJ.	CONF.	ADJ CONF.
Average RPI Loss:	156	RECORD	PCT. RANK	GAMES	SCHEDULE	OF SCHEDULE	RPI	RPI	RPI	RPI
DIV. I ONLY	13- 17	210	3-7	175	173	218	218	17	17	
DIV. I NON-CONF.	4- 7	225	0	185	82	251	251	20	20	
TOTALS	RPI 1-25	RPI 26-50	W-L RECORDS	RPI 51-100	RPI 101-150	RPI 150+				
13- 17	0- 0	0- 1	OVERALL	3- 5	0- 3	10- 8				
9- 7	0- 0	0- 1	HOME	3- 2	0- 1	6- 3				
4- 9	0- 0	0- 0	AWAY	0- 3	0- 1	4- 5				
0- 1	0- 0	0- 0	NEUTRAL	0- 0	0- 1	0- 0				
4- 7	0- 0	0- 1	NON-CONFERENCE	2- 2	0- 0	2- 4				
3- 4	0- 0	0- 1	HOME	2- 1	0- 0	1- 2				
1- 3	0- 0	0- 0	AWAY	0- 1	0- 0	1- 2				
0- 0	0- 0	0- 0	NEUTRAL	0- 0	0- 0	0- 0				
9- 10	0- 0	0- 0	CONFERENCE	1- 3	0- 3	8- 4				
6- 3	0- 0	0- 0	HOME	1- 1	0- 1	5- 1				
3- 6	0- 0	0- 0	AWAY	0- 2	0- 1	3- 3				
0- 1	0- 0	0- 0	NEUTRAL	0- 0	0- 1	0- 0				

RPI S	Opponent	Score	RPI S	Opponent	Score	RPI S	Opponent	Score	RPI S	Opponent	Score	Team's RPI: 218
26	H Duke	45 57	58	H St. John's (NY)	79 75	145	A San Jose St.	60 62				
			67	A Fresno St.	58 72	145	H San Jose St.	63 76				
			67	H Fresno St.	66 72	145	N San Jose St.	48 67				
			68	H South Fla.	61 51	163	H Wyoming	65 53				
			76	H Virginia	55 63	171	H Elon	44 50				
			80	A Boise St.	52 81	179	A Southern Utah	68 72				
			80	H Boise St.	66 65	181	A Pepperdine	69 44				
			81	A Southern California	54 75	229	H Cal St. Fullerton	58 64				
						230	A New Mexico	68 51				
						230	H New Mexico	64 80				
						233	A Nevada	59 62				
						233	H Nevada	66 64				
						243	A San Diego St.	39 48				
						243	H San Diego St.	72 67				
						247	A Grand Canyon	51 53				
						270	A Air Force	67 60				
						280	A Utah St.	60 46				
						280	H Utah St.	69 45				
						291	A Colorado St.	56 60				
						291	H Colorado St.	56 52				
						350	H South Carolina St.	66 57				
LAST 10 Division I												
145	N San Jose St.	48 67	230	H New Mexico	64 80							
145	H San Jose St.	63 76	233	A Nevada	59 62							
80	A Boise St.	52 81	67	A Fresno St.	58 72							
243	H San Diego St.	72 67	280	H Utah St.	69 45							
291	A Colorado St.	56 60	291	H Colorado St.	56 52							

Non-Div I Games:

UNLV

■ Loss,
 ■ Non-Conf,
 ■ S Site,
 ■ H Home
 ■ A Away
 N Neutral

USC Upstate

Through Games Of March 9, 2020

Average RPI Win:	329	WON-LOST	WINNING	LAST 10	STRENGTH OF	OPP. STRENGTH	TEAM	ADJ.	CONF.	ADJ CONF.
Average RPI Loss:	184	RECORD	PCT. RANK	GAMES	SCHEDULE	OF SCHEDULE	RPI	RPI	RPI	RPI
DIV. I ONLY	7- 20	305	3-7	302	292	326	326	25	25	
DIV. I NON-CONF.	3- 4	201	0	323	152	281	281	28	28	
TOTALS	RPI 1-25	RPI 26-50	W-L RECORDS	RPI 51-100	RPI 101-150	RPI 150+				
7- 20	0- 1	0- 0	OVERALL	0- 1	0- 4	7- 14				
5- 8	0- 0	0- 0	HOME	0- 0	0- 2	5- 6				
2- 12	0- 1	0- 0	AWAY	0- 1	0- 2	2- 8				
0- 0	0- 0	0- 0	NEUTRAL	0- 0	0- 0	0- 0				
3- 4	0- 1	0- 0	NON-CONFERENCE	0- 1	0- 0	3- 2				
3- 0	0- 0	0- 0	HOME	0- 0	0- 0	3- 0				
0- 4	0- 1	0- 0	AWAY	0- 1	0- 0	0- 2				
0- 0	0- 0	0- 0	NEUTRAL	0- 0	0- 0	0- 0				
4- 16	0- 0	0- 0	CONFERENCE	0- 0	0- 4	4- 12				
2- 8	0- 0	0- 0	HOME	0- 0	0- 2	2- 6				
2- 8	0- 0	0- 0	AWAY	0- 0	0- 2	2- 6				
0- 0	0- 0	0- 0	NEUTRAL	0- 0	0- 0	0- 0				

RPI 1-25				RPI 26-50				RPI 51-100				RPI 101+				Team's RPI: 326
RPI	S	Opponent	Score	RPI	S	Opponent	Score	RPI	S	Opponent	Score	RPI	S	Opponent	Score	
1	A	South Carolina	32 112					65	A	Georgia	53 67	132	A	Campbell	38 50	
												132	H	Campbell	72 80	
												138	A	Hampton	40 60	
												138	H	Hampton	73 86	
												160	A	Gardner-Webb	53 63	
												160	H	Gardner-Webb	59 70	
												161	A	Jacksonville	43 87	
												169	A	Radford	57 78	
												169	H	Radford	41 57	
												180	A	High Point	46 85	
												180	H	High Point	45 81	
												242	A	East Carolina	48 69	
												258	A	UNC Asheville	45 53	
												258	H	UNC Asheville	48 68	
												271	A	Longwood	56 69	
												271	H	Longwood	62 70	
												282	A	Winthrop	66 59	
												282	H	Winthrop	38 52	
												303	A	Presbyterian	42 55	
												303	H	Presbyterian	70 60	
												339	H	Florida A&M	74 61	
												342	H	Western Caro.	70 62	
												343	A	Charleston So.	71 64	
												343	H	Charleston So.	70 53	
												350	H	South Carolina St.	58 47	
LAST 10 Division I																
				282	A	Winthrop	66 59					138	H	Hampton	73 86	
				271	A	Longwood	56 69					343	A	Charleston So.	71 64	
				160	H	Gardner-Webb	59 70					180	H	High Point	45 81	
				169	A	Radford	57 78					303	H	Presbyterian	70 60	
				258	A	UNC Asheville	45 53					132	H	Campbell	72 80	

Non-Div I Games: Mars Hill 89 31 UNKNOWN 71 49

USC Upstate

Loss, Non-Conf, S Site, H Home A Away N Neutral

UT Arlington

Through Games Of March 9, 2020

Average RPI Win:	245	WON-LOST	WINNING	LAST 10	STRENGTH OF	OPP. STRENGTH	TEAM	ADJ.	CONF.	ADJ CONF.
Average RPI Loss:	76	RECORD	PCT. RANK	GAMES	SCHEDULE	OF SCHEDULE	RPI	RPI	RPI	RPI
DIV. I ONLY	20- 10	71	8-2	147	191	102	102	21	21	
DIV. I NON-CONF.	6- 6	164	0	60	67	108	108	19	19	
TOTALS	RPI 1-25	RPI 26-50	W-L RECORDS	RPI 51-100	RPI 101-150	RPI 150+				
20- 10	0- 3	0- 1	OVERALL	1- 4	0- 1	19- 1				
11- 3	0- 0	0- 0	HOME	0- 2	0- 1	11- 0				
9- 4	0- 1	0- 1	AWAY	1- 1	0- 0	8- 1				
0- 3	0- 2	0- 0	NEUTRAL	0- 1	0- 0	0- 0				
6- 6	0- 3	0- 0	NON-CONFERENCE	1- 2	0- 1	5- 0				
3- 2	0- 0	0- 0	HOME	0- 1	0- 1	3- 0				
3- 1	0- 1	0- 0	AWAY	1- 0	0- 0	2- 0				
0- 3	0- 2	0- 0	NEUTRAL	0- 1	0- 0	0- 0				
14- 4	0- 0	0- 1	CONFERENCE	0- 2	0- 0	14- 1				
8- 1	0- 0	0- 0	HOME	0- 1	0- 0	8- 0				
6- 3	0- 0	0- 1	AWAY	0- 1	0- 0	6- 1				
0- 0	0- 0	0- 0	NEUTRAL	0- 0	0- 0	0- 0				

RPI 1-25				RPI 26-50				RPI 51-100				RPI 101+ Team's RPI: 102			
RPI	S	Opponent	Score	RPI	S	Opponent	Score	RPI	S	Opponent	Score	RPI	S	Opponent	Score
2	N	Oregon	54 91	44	A	Troy	69 85	52	H	Marist	57 73	133	H	Texas Southern	63 74
7	N	Louisville	67 76					69	N	Oklahoma St.	47 60	166	H	Wright St.	68 62
11	A	Northwestern	47 74					77	A	Kansas St.	57 53	189	A	Louisiana	73 66
								96	A	Coastal Caro.	56 62	189	H	Louisiana	79 52
								96	H	Coastal Caro.	62 80	208	A	Little Rock	62 46
												208	H	Little Rock	65 58
												211	A	Appalachian St.	82 60
												211	H	Appalachian St.	63 44
												228	H	SMU	51 46
												235	A	North Texas	68 49
												238	A	South Alabama	68 45
												244	A	Arkansas St.	89 62
												244	H	Arkansas St.	71 44
												249	A	Texas St.	55 72
												249	H	Texas St.	69 49
												289	H	Ga. Southern	101 73
												316	H	Georgia St.	58 32
												344	A	Grambling	88 54
												348	A	La.-Monroe	74 67
												348	H	La.-Monroe	72 34
												349	H	Chicago St.	84 53
LAST 10 Division I															
348	A	La.-Monroe	74 67	208	A	Little Rock	62 46	244	A	Arkansas St.	89 62				
189	A	Louisiana	73 66	96	H	Coastal Caro.	62 80	211	H	Appalachian St.	63 44				
289	H	Ga. Southern	101 73	249	A	Texas St.	55 72								
316	H	Georgia St.	58 32												
249	H	Texas St.	69 49												

Non-Div I Games:

UT Arlington

■ Loss,
 ■ Non-Conf,
 ■ S Site,
 ■ H Home
 ■ A Away
 N Neutral

Average RPI Win:	217	WON-LOST	WINNING	LAST 10	STRENGTH OF	OPP. STRENGTH	TEAM	ADJ.	CONF.	ADJ CONF.
Average RPI Loss:	70	RECORD	PCT. RANK	GAMES	SCHEDULE	OF SCHEDULE	RPI	RPI	RPI	RPI
DIV. I ONLY	22- 10	68	8-2	68	212	48	48	20	20	
DIV. I NON-CONF.	4- 7	225	0	12	12	112	112	23	23	
TOTALS	RPI 1-25	RPI 26-50	W-L RECORDS	RPI 51-100	RPI 101-150	RPI 150+				
22- 10	0- 3	0- 1	OVERALL	3- 4	0- 1	19- 1				
13- 1	0- 1	0- 0	HOME	3- 0	0- 0	10- 0				
7- 8	0- 2	0- 1	AWAY	0- 3	0- 1	7- 1				
2- 1	0- 0	0- 0	NEUTRAL	0- 1	0- 0	2- 0				
4- 7	0- 3	0- 1	NON-CONFERENCE	1- 2	0- 1	3- 0				
4- 1	0- 1	0- 0	HOME	1- 0	0- 0	3- 0				
0- 6	0- 2	0- 1	AWAY	0- 2	0- 1	0- 0				
0- 0	0- 0	0- 0	NEUTRAL	0- 0	0- 0	0- 0				
18- 3	0- 0	0- 0	CONFERENCE	2- 2	0- 0	16- 1				
9- 0	0- 0	0- 0	HOME	2- 0	0- 0	7- 0				
7- 2	0- 0	0- 0	AWAY	0- 1	0- 0	7- 1				
2- 1	0- 0	0- 0	NEUTRAL	0- 1	0- 0	2- 0				

RPI 1-25					RPI 26-50					Team's RPI: 48					RPI 51-100					RPI 101+				
RPI	S	Opponent	Score		RPI	S	Opponent	Score		RPI	S	Opponent	Score		RPI	S	Opponent	Score						
7	H	Louisville	63	71	29	A	Arkansas	46	96	55	H	Belmont	74	57	110	A	Southern Ill.	59	70					
10	A	Mississippi St.	46	82						71	H	IUPUI	57	51	151	H	Samford	80	75					
12	A	Gonzaga	55	78						75	A	Illinois St.	47	70	172	A	Austin Peay	69	61					
										85	A	Saint Louis	50	56	172	H	Austin Peay	65	61					
										87	A	Southeast Mo. St.	69	71	200	A	Eastern Ill.	70	74					
										87	H	Southeast Mo. St.	78	72	200	H	Eastern Ill.	88	64					
										87	N	Southeast Mo. St.	47	67	200	N	Eastern Ill.	63	52					
															206	A	Tennessee Tech	86	65					
															206	H	Tennessee Tech	71	62					
															207	H	Chattanooga	78	51					
															239	A	Murray St.	89	64					
															239	H	Murray St.	98	56					
															239	N	Murray St.	88	33					
															246	H	Lipscomb	83	67					
															248	A	Jacksonville St.	73	56					
															248	H	Jacksonville St.	86	72					
															285	A	Morehead St.	82	64					
															292	A	Eastern Ky.	65	50					
															334	H	Tennessee St.	88	71					
															338	A	SIUE	79	39					
															338	H	SIUE	75	58					
LAST 10 Division I																								
													</											

Non-Div I Games:

UT Martin

■ Loss,
 ■ Non-Conf, S Site,
 ■ Home
 ■ Away
 N Neutral

U
T
E
PU
T
E
P

UTEP

Page 345

Average RPI Win: 294	WON-LOST	WINNING	LAST 10	STRENGTH OF	OPP. STRENGTH	TEAM	ADJ.	CONF.	ADJ CONF.
Average RPI Loss: 195	RECORD	PCT. RANK	GAMES	SCHEDULE	OF SCHEDULE	RPI	RPI	RPI	RPI
DIV. I ONLY	9- 16	263	5-5	283	325	300	300	31	31
DIV. I NON-CONF.	1- 8	322	0	122	145	305	305	32	32
TOTALS	RPI 1-25	RPI 26-50	W-L RECORDS	RPI 51-100	RPI 101-150	RPI 150+			
9- 16	0- 0	0- 1	OVERALL	0- 4	0- 1	9- 10			
7- 4	0- 0	0- 0	HOME	0- 1	0- 1	7- 2			
2- 10	0- 0	0- 1	AWAY	0- 3	0- 0	2- 6			
0- 2	0- 0	0- 0	NEUTRAL	0- 0	0- 0	0- 2			
1- 8	0- 0	0- 1	NON-CONFERENCE	0- 4	0- 1	1- 2			
1- 2	0- 0	0- 0	HOME	0- 1	0- 1	1- 0			
0- 4	0- 0	0- 1	AWAY	0- 3	0- 0	0- 0			
0- 2	0- 0	0- 0	NEUTRAL	0- 0	0- 0	0- 2			
8- 8	0- 0	0- 0	CONFERENCE	0- 0	0- 0	8- 8			
6- 2	0- 0	0- 0	HOME	0- 0	0- 0	6- 2			
2- 6	0- 0	0- 0	AWAY	0- 0	0- 0	2- 6			
0- 0	0- 0	0- 0	NEUTRAL	0- 0	0- 0	0- 0			

RPI S	Opponent	Score	RPI S	Opponent	Score	RPI S	Opponent	Score	RPI S	Opponent	Score	Team's RPI: 300
43	A Texas	69 85	77	A Kansas St.	66 79	133	H Texas Southern	44 71	199	A UMKC	56 60	
			78	A A&M-Corpus Christi	50 61	199	H UMKC	58 72	233	N Nevada	57 62	
			78	H A&M-Corpus Christi	54 59	240	A CSU Bakersfield	66 52	240	H CSU Bakersfield	74 65	
			81	A Southern California	43 80	247	A Grand Canyon	60 62	247	H Grand Canyon	66 47	
						274	N Long Beach St.	65 69	284	A California Baptist	70 73	
						284	H California Baptist	87 68	290	A Utah Valley	54 61	
						290	H Utah Valley	67 76	305	A Seattle U	70 78	
						305	H Seattle U	85 81	313	A New Mexico St.	75 76	
						313	H New Mexico St.	74 63	321	H UTSA	75 64	
						349	A Chicago St.	87 67	349	H Chicago St.	77 68	
LAST 10 Division I												
284	A California Baptist	70 73	290	A Utah Valley	54 61							
247	H Grand Canyon	66 47	349	H Chicago St.	77 68							
240	H CSU Bakersfield	74 65	199	H UMKC	58 72							
313	H New Mexico St.	74 63	240	A CSU Bakersfield	66 52							
305	A Seattle U	70 78	247	A Grand Canyon	60 62							

Non-Div I Games: Tex. A&M-Kingsville 66 45 Tex. A&M Int'l 72 56 Texas Lutheran 98 46 Minot St. 75 56

UTRGV

Loss, Non-Conf, S Site, H Home A Away N Neutral

Average RPI Win: 280	WON-LOST	WINNING	LAST 10	STRENGTH OF	OPP. STRENGTH	TEAM	ADJ.	CONF.	ADJ CONF.
Average RPI Loss: 163	RECORD	PCT. RANK	GAMES	SCHEDULE	OF SCHEDULE	RPI	RPI	RPI	RPI
DIV. I ONLY	3- 23	333	0-10	177	164	321	321	13	13
DIV. I NON-CONF.	1- 7	321	0	200	230	320	320	16	16
TOTALS	RPI 1-25	RPI 26-50	W-L RECORDS	RPI 51-100	RPI 101-150	RPI 150+			
3- 23	0- 0	0- 4	OVERALL	0- 2	0- 5	3- 12			
2- 9	0- 0	0- 1	HOME	0- 2	0- 2	2- 4			
1- 13	0- 0	0- 3	AWAY	0- 0	0- 2	1- 8			
0- 1	0- 0	0- 0	NEUTRAL	0- 0	0- 1	0- 0			
1- 7	0- 0	0- 1	NON-CONFERENCE	0- 0	0- 3	1- 3			
1- 1	0- 0	0- 0	HOME	0- 0	0- 1	1- 0			
0- 5	0- 0	0- 1	AWAY	0- 0	0- 1	0- 3			
0- 1	0- 0	0- 0	NEUTRAL	0- 0	0- 1	0- 0			
2- 16	0- 0	0- 3	CONFERENCE	0- 2	0- 2	2- 9			
1- 8	0- 0	0- 1	HOME	0- 2	0- 1	1- 4			
1- 8	0- 0	0- 2	AWAY	0- 0	0- 1	1- 5			
0- 0	0- 0	0- 0	NEUTRAL	0- 0	0- 0	0- 0			

RPI S	Opponent	Score	RPI S	Opponent	Score	RPI S	Opponent	Score	RPI S	Opponent	Score	Team's RPI: 321
28	A Western Ky.	57 85	54	H Rice	62 74	101	A UAB	55 94				
33	H Old Dominion	43 62	60	H Charlotte	47 67	101	H UAB	51 87				
43	A Texas	53 84				106	N Utah	45 91				
45	A Middle Tenn.	48 69				134	A Texas Tech	58 115				
						147	H Sam Houston St.	77 81				
						201	H Fla. Atlantic	53 80				
						205	A Southern Miss.	65 82				
						210	A Hawaii	50 62				
						220	A UTEP	54 94				
						220	H UTEP	59 85				
						235	A North Texas	55 94				
						235	H North Texas	55 79				
						249	A Texas St.	69 74				
						251	A Marshall	53 66				
						264	A Louisiana Tech	82 73				
						264	H Louisiana Tech	30 69				
						267	H Incarnate Word	63 56				
						300	A UTRGV	64 75				
						308	A FIU	63 71				
						308	H FIU	60 45				
LAST 10 Division I												
308	A FIU	63 71	28	A Western Ky.	57 85							
264	H Louisiana Tech	30 69	251	A Marshall	53 66							
101	H UAB	51 87	60	H Charlotte	47 67							
235	A North Texas	55 94	33	H Old Dominion	43 62							
220	H UTEP	59 85	45	A Middle Tenn.	48 69							

Non-Div I Games: Texas Wesleyan 80 78 Southwest (NM) 79 62 Concordia (TX) 73 44

UTSA

Loss, Non-Conf, S Site, H Home A Away N Neutral

Average RPI Win:	168	WON-LOST	WINNING	LAST 10	STRENGTH OF	OPP. STRENGTH	TEAM	ADJ.	CONF.	ADJ CONF.
Average RPI Loss:	56	RECORD	PCT. RANK	GAMES	SCHEDULE	OF SCHEDULE	RPI	RPI	RPI	RPI
DIV. I ONLY	14- 17	198	4-6	38	13	106	106	1	1	
DIV. I NON-CONF.	7- 4	100	0	293	185	192	192	1	1	
TOTALS	RPI 1-25	RPI 26-50	W-L RECORDS	RPI 51-100	RPI 101-150	RPI 150+				
14- 17	0- 9	1- 2	OVERALL	3- 3	5- 1	5- 2				
6- 9	0- 4	1- 2	HOME	1- 1	0- 1	4- 1				
5- 7	0- 4	0- 0	AWAY	2- 2	3- 0	0- 1				
3- 1	0- 1	0- 0	NEUTRAL	0- 0	2- 0	1- 0				
7- 4	0- 0	0- 1	NON-CONFERENCE	1- 1	1- 0	5- 2				
4- 2	0- 0	0- 1	HOME	0- 0	0- 0	4- 1				
1- 2	0- 0	0- 0	AWAY	1- 1	0- 0	0- 1				
2- 0	0- 0	0- 0	NEUTRAL	0- 0	1- 0	1- 0				
7- 13	0- 9	1- 1	CONFERENCE	2- 2	4- 1	0- 0				
2- 7	0- 4	1- 1	HOME	1- 1	0- 1	0- 0				
4- 5	0- 4	0- 0	AWAY	1- 1	3- 0	0- 0				
1- 1	0- 1	0- 0	NEUTRAL	0- 0	1- 0	0- 0				

RPI 1-25				RPI 26-50				RPI 51-100				RPI 101+ Team's RPI: 106					
RPI	S	Opponent	Score	RPI	S	Opponent	Score	RPI	S	Opponent	Score	RPI	S	Opponent	Score		
2	A	Oregon	51 88	27	H	Arizona	69 85	59	A	Cincinnati	62 68	113	A	Washington St.	78 66		
2	H	Oregon	63 90	32	H	South Dakota	81 84	81	A	Southern California	66 69	124	A	California	71 62		
2	N	Oregon	59 79	42	H	Arizona St.	75 71	81	H	Southern California	67 65	124	H	California	74 88		
6	A	Stanford	49 82					93	A	BYU	77 73	133	N	Texas Southern	61 52		
6	H	Stanford	64 97					94	A	Colorado	84 69	141	A	Washington	74 65		
13	A	UCLA	54 77					94	H	Colorado	70 80	141	N	Washington	72 63		
13	H	UCLA	54 84									187	H	Providence	60 67		
21	A	Oregon St.	48 77									198	H	Oral Roberts	78 58		
21	H	Oregon St.	65 77									233	H	Nevada	68 62		
												269	A	Xavier	63 70		
												312	H	Eastern Wash.	87 49		
												321	N	UTSA	91 45		
												327	H	Weber St.	75 46		
LAST 10 Division I																	
2 N Oregon				59 79	27 H Arizona				69 85								
141 N Washington				72 63	124 H California				74 88								
13 A UCLA				54 77	6 H Stanford				64 97								
81 A Southern California				66 69	113 A Washington St.				78 66								
42 H Arizona St.				75 71	141 A Washington				74 65								

Non-Div I Games:

Utah

■ Loss,
 ■ Non-Conf,
 ■ S Site,
 ■ Home
 ■ A Away
 N Neutral

RPI 1-25			
RPI	S	Opponent	Score
2	A	Oregon	52 109
21	A	Oregon St.	46 75
RPI 26-50			
RPI	S	Opponent	Score
RPI 51-100			
RPI	S	Opponent	Score
67	A	Fresno St.	64 76
67	H	Fresno St.	61 79
80	A	Boise St.	58 56
80	H	Boise St.	59 65
93	A	BYU	50 67
Team's RPI: 280			
RPI	S	Opponent	Score
109	H	Portland	64 70
145	A	San Jose St.	38 76
145	H	San Jose St.	61 76
163	A	Wyoming	45 64
163	H	Wyoming	54 65
163	N	Wyoming	59 64
178	H	Idaho St.	69 61
218	A	UNLV	45 69
218	H	UNLV	46 60
229	A	Cal St. Fullerton	62 83
230	H	New Mexico	52 54
233	A	Nevada	60 69
235	H	North Texas	66 55
243	A	San Diego St.	62 66
243	H	San Diego St.	51 59
243	N	San Diego St.	81 79
270	A	Air Force	53 52
270	H	Air Force	45 62
274	A	Long Beach St.	56 48
290	A	Utah Valley	49 57
291	A	Colorado St.	55 56
291	H	Colorado St.	61 67
305	H	Seattle U	70 63
LAST 10 Division I			
163	N	Wyoming	59 64
243	N	San Diego St.	81 79
230	H	New Mexico	52 54
145	A	San Jose St.	38 76
163	A	Wyoming	45 64
67	H	Fresno St.	61 79
291	H	Colorado St.	61 67
80	A	Boise St.	58 56
218	A	UNLV	45 69
243	H	San Diego St.	51 59

61 49

Dixie St.

Non-Div I Games:

Utah Valley

Through Games Of March 9, 2020

Average RPI Win:	282	WON-LOST	WINNING	LAST 10	STRENGTH OF	OPP. STRENGTH	TEAM	ADJ.	CONF.	ADJ CONF.
Average RPI Loss:	226	RECORD	PCT. RANK	GAMES	SCHEDULE	OF SCHEDULE	RPI	RPI	RPI	RPI
DIV. I ONLY	10- 15	235	4-6	299	338	290	290	31	31	
DIV. I NON-CONF.	1- 9	326	0	267	289	340	340	32	32	
TOTALS	RPI 1-25	RPI 26-50	W-L RECORDS	RPI 51-100	RPI 101-150	RPI 150+				
10- 15	0- 0	0- 0	OVERALL	0- 2	0- 0	10- 13				
6- 7	0- 0	0- 0	HOME	0- 0	0- 0	6- 7				
4- 8	0- 0	0- 0	AWAY	0- 2	0- 0	4- 6				
0- 0	0- 0	0- 0	NEUTRAL	0- 0	0- 0	0- 0				
1- 9	0- 0	0- 0	NON-CONFERENCE	0- 2	0- 0	1- 7				
1- 4	0- 0	0- 0	HOME	0- 0	0- 0	1- 4				
0- 5	0- 0	0- 0	AWAY	0- 2	0- 0	0- 3				
0- 0	0- 0	0- 0	NEUTRAL	0- 0	0- 0	0- 0				
9- 6	0- 0	0- 0	CONFERENCE	0- 0	0- 0	9- 6				
5- 3	0- 0	0- 0	HOME	0- 0	0- 0	5- 3				
4- 3	0- 0	0- 0	AWAY	0- 0	0- 0	4- 3				
0- 0	0- 0	0- 0	NEUTRAL	0- 0	0- 0	0- 0				

RPI S	Opponent	Score	RPI S	Opponent	Score	RPI S	Opponent	Score	RPI S	Opponent	Score	Team's RPI: 290
						80	A Boise St.	69 77	152	H Montana	52 63	
						93	A BYU	57 71	178	H Idaho St.	61 88	
									179	H Southern Utah	58 71	
									199	A UMKC	53 61	
									199	H UMKC	62 41	
									233	H Nevada	57 60	
									240	A CSU Bakersfield	63 56	
									240	H CSU Bakersfield	53 55	
									245	A UC Santa Barbara	51 59	
									247	A Grand Canyon	64 54	
									247	H Grand Canyon	59 66	
									280	H Utah St.	57 49	
									284	A California Baptist	67 80	
									284	H California Baptist	74 57	
									300	A UTRGV	76 67	
									300	H UTRGV	61 54	
									305	A Seattle U	80 82	
									305	H Seattle U	70 58	
									311	A UC Riverside	53 67	
									313	A New Mexico St.	58 54	
									313	H New Mexico St.	58 65	
									327	A Weber St.	46 72	
									349	H Chicago St.	89 58	
LAST 10 Division I												
			199	A UMKC	53 61		300	H UTRGV	61 54			
			284	H California Baptist	74 57		305	A Seattle U	80 82			
			247	A Grand Canyon	64 54		284	A California Baptist	67 80			
			240	A CSU Bakersfield	63 56		247	H Grand Canyon	59 66			
			313	H New Mexico St.	58 65		240	H CSU Bakersfield	53 55			

Non-Div I Games: Antelope Valley 77 61 Ottawa (AZ) 99 50

Utah Valley

Loss, Non-Conf, S Site, H Home A Away N Neutral

Average RPI Win:	179	WON-LOST	WINNING	LAST 10	STRENGTH OF	OPP. STRENGTH	TEAM	ADJ.	CONF.	ADJ CONF.
Average RPI Loss:	93	RECORD	PCT. RANK	GAMES	SCHEDULE	OF SCHEDULE	RPI	RPI	RPI	RPI
DIV. I ONLY	20- 12	99	7-3	95	102	89	89	12	12	
DIV. I NON-CONF.	5- 8	221	0	109	94	208	208	12	12	
TOTALS	RPI 1-25	RPI 26-50	W-L RECORDS	RPI 51-100	RPI 101-150	RPI 150+				
20- 12	0- 0	1- 3	OVERALL	4- 4	5- 3	10- 2				
10- 5	0- 0	1- 0	HOME	2- 1	1- 3	6- 1				
7- 7	0- 0	0- 3	AWAY	1- 3	3- 0	3- 1				
3- 0	0- 0	0- 0	NEUTRAL	1- 0	1- 0	1- 0				
5- 8	0- 0	1- 1	NON-CONFERENCE	0- 4	0- 1	4- 2				
4- 3	0- 0	1- 0	HOME	0- 1	0- 1	3- 1				
0- 5	0- 0	0- 1	AWAY	0- 3	0- 0	0- 1				
1- 0	0- 0	0- 0	NEUTRAL	0- 0	0- 0	1- 0				
15- 4	0- 0	0- 2	CONFERENCE	4- 0	5- 2	6- 0				
6- 2	0- 0	0- 0	HOME	2- 0	1- 2	3- 0				
7- 2	0- 0	0- 2	AWAY	1- 0	3- 0	3- 0				
2- 0	0- 0	0- 0	NEUTRAL	1- 0	1- 0	0- 0				

RPI S	Opponent	Score	RPI S	Opponent	Score	RPI S	Opponent	Score	RPI S	Opponent	Score
33	H Old Dominion	62 49	59	H Cincinnati	56 58	104	H William & Mary	55 69			
39	A Dayton	48 52	61	A Boston College	52 87	127	A Richmond	57 42			
39	A Dayton	67 72	62	A Seton Hall	33 53	127	H Richmond	53 50			
45	A Middle Tenn.	63 86	68	A South Fla.	55 77	130	H Duquesne	76 79			
			85	A Saint Louis	65 52	140	A Davidson	55 51			
			85	H Saint Louis	67 60	140	N Davidson	58 52			
			88	H Fordham	62 52	143	H George Washington	55 56			
			88	N Fordham	60 55	149	A Massachusetts	61 46			
						165	H N.C. A&T	58 69			
						194	A La Salle	67 61			
						205	A Southern Miss.	39 51			
						209	A Rhode Island	75 54			
						211	H Appalachian St.	66 38			
						236	H Saint Joseph's	47 40			
						242	H East Carolina	53 40			
						250	A George Mason	82 63			
						250	H George Mason	48 36			
						298	H St. Bonaventure	56 47			
						310	N Omaha	74 66			
						311	H UC Riverside	67 51			
LAST 10 Division I											
39	A Dayton	48 52	85	H Saint Louis	67 60						
88	N Fordham	60 55	194	A La Salle	67 61						
140	N Davidson	58 52	39	A Dayton	67 72						
140	A Davidson	55 51	298	H St. Bonaventure	56 47						
250	H George Mason	48 36	143	H George Washington	55 56						

Non-Div I Games:

VCU

■ Loss,
 ■ Non-Conf,
 S Site,
 ■ Home
 ■ Away
 N Neutral

Valparaiso

Through Games Of March 9, 2020

Average RPI Win:	232	WON-LOST	WINNING	LAST 10	STRENGTH OF	OPP. STRENGTH	TEAM	ADJ.	CONF.	ADJ CONF.
Average RPI Loss:	55	RECORD	PCT. RANK	GAMES	SCHEDULE	OF SCHEDULE	RPI	RPI	RPI	RPI
DIV. I ONLY	17- 12	126	6-4	201	95	135	135	8	8	
DIV. I NON-CONF.	8- 3	68	0	328	197	147	147	7	7	
TOTALS	RPI 1-25	RPI 26-50	W-L RECORDS	RPI 51-100	RPI 101-150	RPI 150+				
17- 12	0- 6	0- 2	OVERALL	2- 2	1- 1	14- 1				
8- 5	0- 2	0- 1	HOME	1- 1	0- 1	7- 0				
9- 6	0- 3	0- 1	AWAY	1- 1	1- 0	7- 1				
0- 1	0- 1	0- 0	NEUTRAL	0- 0	0- 0	0- 0				
8- 3	0- 2	0- 0	NON-CONFERENCE	0- 0	0- 0	8- 1				
4- 0	0- 0	0- 0	HOME	0- 0	0- 0	4- 0				
4- 2	0- 1	0- 0	AWAY	0- 0	0- 0	4- 1				
0- 1	0- 1	0- 0	NEUTRAL	0- 0	0- 0	0- 0				
9- 9	0- 4	0- 2	CONFERENCE	2- 2	1- 1	6- 0				
4- 5	0- 2	0- 1	HOME	1- 1	0- 1	3- 0				
5- 4	0- 2	0- 1	AWAY	1- 1	1- 0	3- 0				
0- 0	0- 0	0- 0	NEUTRAL	0- 0	0- 0	0- 0				

RPI S	Opponent	Score	RPI S	Opponent	Score	RPI S	Opponent	Score	RPI S	Opponent	Score	Team's RPI: 135
8	A Missouri St.	70 85	50	A Bradley	69 90	66	A UNI	70 77	110	A Southern Ill.	69 58	
8	H Missouri St.	68 81	50	H Bradley	61 75	66	H UNI	72 69	110	H Southern Ill.	51 67	
11	A Northwestern	48 69				75	A Illinois St.	78 70	153	A Loyola Chicago	70 57	
17	N Ohio St.	38 89				75	H Illinois St.	60 72	153	H Loyola Chicago	66 64	
25	A Drake	66 87							162	A Toledo	61 54	
25	H Drake	79 83							200	A Eastern Ill.	78 66	
									216	A North Dakota	63 65	
									253	H Bowling Green	95 90	
									257	A North Dakota St.	66 54	
									275	A Indiana St.	75 56	
									275	H Indiana St.	61 45	
									285	H Morehead St.	55 53	
									330	A Evansville	88 66	
									330	H Evansville	72 54	
									332	A Detroit Mercy	77 58	
									341	H UIC	63 37	
									349	H Chicago St.	95 49	
LAST 10 Division I												
110	A Southern Ill.	69 58	75	A Illinois St.	78 70							
8	A Missouri St.	70 85	50	A Bradley	69 90							
25	H Drake	79 83	275	H Indiana St.	61 45							
66	H UNI	72 69	330	H Evansville	72 54							
153	A Loyola Chicago	70 57	66	A UNI	70 77							

Non-Div I Games:

Valparaiso

■ Loss,
■ Non-Conf, S Site,
■ Home
■ Away
N Neutral

Vanderbilt

Through Games Of March 9, 2020

Average RPI Win:	182	WON-LOST	WINNING	LAST 10	STRENGTH OF	OPP. STRENGTH	TEAM	ADJ.	CONF.	ADJ CONF.
Average RPI Loss:	60	RECORD	PCT. RANK	GAMES	SCHEDULE	OF SCHEDULE	RPI	RPI	RPI	RPI
DIV. I ONLY	14- 16	190	2-8	42	57	128	128	4	4	
DIV. I NON-CONF.	10- 3	57	0	104	214	68	68	5	5	
TOTALS	RPI 1-25	RPI 26-50	W-L RECORDS	RPI 51-100	RPI 101-150	RPI 150+				
14- 16	1- 5	0- 3	OVERALL	2- 4	3- 3	8- 1				
10- 6	1- 3	0- 1	HOME	1- 1	2- 0	6- 1				
3- 7	0- 2	0- 1	AWAY	1- 2	1- 2	1- 0				
1- 3	0- 0	0- 1	NEUTRAL	0- 1	0- 1	1- 0				
10- 3	0- 1	0- 1	NON-CONFERENCE	1- 1	2- 0	7- 0				
7- 1	0- 1	0- 0	HOME	1- 0	1- 0	5- 0				
2- 0	0- 0	0- 0	AWAY	0- 0	1- 0	1- 0				
1- 2	0- 0	0- 1	NEUTRAL	0- 1	0- 0	1- 0				
4- 13	1- 4	0- 2	CONFERENCE	1- 3	1- 3	1- 1				
3- 5	1- 2	0- 1	HOME	0- 1	1- 0	1- 1				
1- 7	0- 2	0- 1	AWAY	1- 2	0- 2	0- 0				
0- 1	0- 0	0- 0	NEUTRAL	0- 0	0- 1	0- 0				

RPI S	Opponent	Score	RPI S	Opponent	Score	RPI S	Opponent	Score	RPI S	Opponent	Score	Team's RPI: 128
1	A South Carolina	44 95	29	H Arkansas	66 100	62	N Seton Hall	65 69	115	A Auburn	62 70	
1	H South Carolina	57 93	35	A LSU	55 61	64	A Tennessee	63 67	115	H Auburn	77 55	
4	H UConn	51 64	47	N Rutgers	56 62	64	H Tennessee	69 78	115	N Auburn	67 77	
10	H Mississippi St.	52 68				65	A Georgia	63 55	119	H Columbia	72 51	
22	A Texas A&M	53 74				73	A Alabama	61 98	139	A Florida	60 68	
24	H Kentucky	70 64				85	H Saint Louis	62 50	141	A Washington	76 74	
									169	H Radford	80 46	
									175	H Missouri	66 78	
									195	H Furman	74 46	
									206	H Tennessee Tech	75 61	
									248	H Jacksonville St.	88 66	
									256	N UC Irvine	76 63	
									292	H Eastern Ky.	75 69	
									299	H Ole Miss	63 47	
									334	A Tennessee St.	106 55	
LAST 10 Division I												
115	N Auburn	67 77	1	A South Carolina	44 95							
24	H Kentucky	70 64	22	A Texas A&M	53 74							
35	A LSU	55 61	299	H Ole Miss	63 47							
64	A Tennessee	63 67	115	A Auburn	62 70							
175	H Missouri	66 78	64	H Tennessee	69 78							

Non-Div I Games:

Vanderbilt

Loss, Non-Conf, S Site, H Home A Away N Neutral

Average RPI Win:	306	WON-LOST	WINNING	LAST 10	STRENGTH OF	OPP. STRENGTH	TEAM	ADJ.	CONF.	ADJ CONF.
Average RPI Loss:	183	RECORD	PCT. RANK	GAMES	SCHEDULE	OF SCHEDULE	RPI	RPI	RPI	RPI
DIV. I ONLY	11- 18	248	3-7	335	300	306	306	26	26	
DIV. I NON-CONF.	5- 7	205	0	327	321	307	307	27	27	
TOTALS	RPI 1-25	RPI 26-50	W-L RECORDS	RPI 51-100	RPI 101-150	RPI 150+				
11- 18	0- 0	0- 0	OVERALL	0- 3	0- 1	11- 14				
8- 6	0- 0	0- 0	HOME	0- 1	0- 1	8- 4				
3- 12	0- 0	0- 0	AWAY	0- 2	0- 0	3- 10				
0- 0	0- 0	0- 0	NEUTRAL	0- 0	0- 0	0- 0				
5- 7	0- 0	0- 0	NON-CONFERENCE	0- 1	0- 1	5- 5				
4- 2	0- 0	0- 0	HOME	0- 0	0- 1	4- 1				
1- 5	0- 0	0- 0	AWAY	0- 1	0- 0	1- 4				
0- 0	0- 0	0- 0	NEUTRAL	0- 0	0- 0	0- 0				
6- 11	0- 0	0- 0	CONFERENCE	0- 2	0- 0	6- 9				
4- 4	0- 0	0- 0	HOME	0- 1	0- 0	4- 3				
2- 7	0- 0	0- 0	AWAY	0- 1	0- 0	2- 6				
0- 0	0- 0	0- 0	NEUTRAL	0- 0	0- 0	0- 0				

RPI S	Opponent	Score	RPI S	Opponent	Score	RPI S	Opponent	Score	RPI S	Opponent	Score	Team's RPI: 306
						74	A Stony Brook	49 67	149	H Massachusetts	49 83	
						74	H Stony Brook	68 72	153	A Loyola Chicago	76 78	
						92	A Minnesota	58 90	155	A Binghamton	53 76	
									155	H Binghamton	65 62	
									159	A Maine	66 78	
									159	A Maine	59 70	
									159	H Maine	47 65	
									164	A Dartmouth	55 72	
									177	A Merrimack	53 78	
									209	A Rhode Island	74 77	
									212	A UMass Lowell	47 61	
									212	H UMass Lowell	58 62	
									265	A New Hampshire	44 42	
									265	H New Hampshire	51 59	
									278	H Saint Francis (PA)	69 73	
									297	A UMBC	47 54	
									297	H UMBC	60 58	
									314	A Albany (NY)	49 58	
									314	H Albany (NY)	52 36	
									320	H Navy	64 56	
									323	H Bryant	71 66	
									331	H NJIT	65 59	
									333	A LIU Brooklyn	73 62	
									337	H Canisius	76 53	
									345	A Hartford	63 53	
									345	H Hartford	62 51	
LAST 10 Division I												
			159	A Maine	66 78		265	A New Hampshire	44 42			
			212	H UMass Lowell	58 62		345	H Hartford	62 51			
			297	A UMBC	47 54		159	A Maine	59 70			
			74	H Stony Brook	68 72		314	H Albany (NY)	52 36			
			155	A Binghamton	53 76		265	H New Hampshire	51 59			

Non-Div I Games: Norwich 86 40

Vermont

■ Loss,
 ■ Non-Conf,
 ■ S Site,
 ■ Home
 ■ A Away
 N Neutral

Villanova

Through Games Of March 9, 2020

Average RPI Win:	153	WON-LOST	WINNING	LAST 10	STRENGTH OF	OPP. STRENGTH	TEAM	ADJ.	CONF.	ADJ CONF.
Average RPI Loss:	74	RECORD	PCT. RANK	GAMES	SCHEDULE	OF SCHEDULE	RPI	RPI	RPI	RPI
DIV. I ONLY	18- 13	130	6-4	78	64	83	83	6	6	
DIV. I NON-CONF.	6- 5	151	0	63	57	83	83	6	6	
TOTALS	RPI 1-25	RPI 26-50	W-L RECORDS	RPI 51-100	RPI 101-150	RPI 150+				
18- 13	2- 3	0- 2	OVERALL	6- 5	0- 2	10- 1				
9- 5	2- 0	0- 1	HOME	2- 3	0- 1	5- 0				
8- 7	0- 2	0- 1	AWAY	4- 2	0- 1	4- 1				
1- 1	0- 1	0- 0	NEUTRAL	0- 0	0- 0	1- 0				
6- 5	0- 0	0- 2	NON-CONFERENCE	3- 0	0- 2	3- 1				
3- 2	0- 0	0- 1	HOME	1- 0	0- 1	2- 0				
3- 3	0- 0	0- 1	AWAY	2- 0	0- 1	1- 1				
0- 0	0- 0	0- 0	NEUTRAL	0- 0	0- 0	0- 0				
12- 8	2- 3	0- 0	CONFERENCE	3- 5	0- 0	7- 0				
6- 3	2- 0	0- 0	HOME	1- 3	0- 0	3- 0				
5- 4	0- 2	0- 0	AWAY	2- 2	0- 0	3- 0				
1- 1	0- 1	0- 0	NEUTRAL	0- 0	0- 0	1- 0				

RPI S Opponent	Score	RPI S Opponent	Score	RPI S Opponent	Score	RPI S Opponent	Score
18 A DePaul	69 85	30 H James Madison	52 56	51 A Creighton	47 67	118 A Temple	69 74
18 H DePaul	76 58	38 A Drexel	52 54	51 H Creighton	42 58	143 H George Washington	56 68
23 A Marquette	52 57			56 H Penn	70 58	187 A Providence	74 63
23 H Marquette	61 47			58 A St. John's (NY)	67 62	187 H Providence	51 49
23 N Marquette	59 72			58 H St. John's (NY)	66 64	188 H Manhattan	63 51
				62 A Seton Hall	61 55	194 A La Salle	77 69
				62 H Seton Hall	63 65	203 A American	54 76
				65 A Georgia	63 58	236 H Saint Joseph's	60 44
				88 A Fordham	73 66	260 A Georgetown	48 40
				99 A Butler	61 63	260 H Georgetown	74 53
				99 H Butler	41 58	269 A Xavier	55 54
						269 H Xavier	66 54
						269 N Xavier	64 56
LAST 10 Division I							
23 N Marquette	59 72	23 H Marquette	61 47				
269 N Xavier	64 56	260 A Georgetown	48 40				
187 A Providence	74 63	99 A Butler	61 63				
51 A Creighton	47 67	269 A Xavier	55 54				
18 H DePaul	76 58	62 H Seton Hall	63 65				

Non-Div I Games:

Villanova

Loss, Non-Conf, S Site, H Home A Away N Neutral

Virginia

Through Games Of March 9, 2020

Average RPI Win:	122	WON-LOST	WINNING	LAST 10	STRENGTH OF	OPP. STRENGTH	TEAM	ADJ.	CONF.	ADJ CONF.
Average RPI Loss:	54	RECORD	PCT. RANK	GAMES	SCHEDULE	OF SCHEDULE	RPI	RPI	RPI	RPI
DIV. I ONLY	13- 17	210	5-5	3	36	76	76	5	5	
DIV. I NON-CONF.	5- 6	187	0	1	20	37	37	4	4	
TOTALS	RPI 1-25	RPI 26-50	W-L RECORDS	RPI 51-100	RPI 101-150	RPI 150+				
13- 17	0- 7	5- 4	OVERALL	2- 3	2- 3	4- 0				
9- 5	0- 3	4- 1	HOME	1- 0	2- 1	2- 0				
4- 10	0- 3	1- 3	AWAY	1- 2	0- 2	2- 0				
0- 2	0- 1	0- 0	NEUTRAL	0- 1	0- 0	0- 0				
5- 6	0- 4	3- 1	NON-CONFERENCE	0- 1	0- 0	2- 0				
3- 2	0- 2	3- 0	HOME	0- 0	0- 0	0- 0				
2- 3	0- 1	0- 1	AWAY	0- 1	0- 0	2- 0				
0- 1	0- 1	0- 0	NEUTRAL	0- 0	0- 0	0- 0				
8- 11	0- 3	2- 3	CONFERENCE	2- 2	2- 3	2- 0				
6- 3	0- 1	1- 1	HOME	1- 0	2- 1	2- 0				
2- 7	0- 2	1- 2	AWAY	1- 1	0- 2	0- 0				
0- 1	0- 0	0- 0	NEUTRAL	0- 1	0- 0	0- 0				

RPI	S	Opponent	Score	RPI	S	Opponent	Score	RPI	S	Opponent	Score	RPI	S	Opponent	Score
4	A	UConn	44 83	26	A	Duke	47 62	61	A	Boston College	69 52	117	A	Wake Forest	56 62
7	A	Louisville	56 71	26	H	Duke	66 63	79	A	Georgia Tech	51 61	120	H	Miami (FL)	69 64
10	N	Mississippi St.	59 72	30	H	James Madison	55 49	81	A	Southern California	49 59	123	H	Notre Dame	90 60
13	H	UCLA	62 73	31	A	Florida St.	55 63	98	H	Syracuse	57 41	150	A	North Carolina	68 78
16	A	NC State	60 80	33	H	Old Dominion	56 53	98	N	Syracuse	50 67	150	H	North Carolina	47 65
16	H	NC State	64 75	41	A	Virginia Tech	86 76					218	A	UNLV	63 55
24	H	Kentucky	47 50	41	H	Virginia Tech	61 69					221	H	Clemson	70 54
				47	A	Rutgers	63 73					281	A	CSUN	72 47
				49	H	Bucknell	84 60					286	H	Pittsburgh	66 55
LAST 10 Division I															
				98	N	Syracuse	50 67	120	H	Miami (FL)	69 64				
				16	H	NC State	64 75	31	A	Florida St.	55 63				
				286	H	Pittsburgh	66 55	221	H	Clemson	70 54				
				41	A	Virginia Tech	86 76	98	H	Syracuse	57 41				
				26	A	Duke	47 62	150	A	North Carolina	68 78				

Non-Div I Games:

Virginia

■ Loss,
■ Non-Conf,
■ S Site,
■ H Home
■ A Away
N Neutral

Average RPI Win:	142	WON-LOST	WINNING	LAST 10	STRENGTH OF	OPP. STRENGTH	TEAM	ADJ.	CONF.	ADJ CONF.
Average RPI Loss:	50	RECORD	PCT. RANK	GAMES	SCHEDULE	OF SCHEDULE	RPI	RPI	RPI	RPI
DIV. I ONLY	21- 9	61	6-4	66	48	41	41	5	5	
DIV. I NON-CONF.	10- 1	20	0	113	88	28	28	4	4	
TOTALS	RPI 1-25	RPI 26-50	W-L RECORDS	RPI 51-100	RPI 101-150	RPI 150+				
21- 9	0- 3	2- 2	OVERALL	6- 3	6- 1	7- 0				
13- 2	0- 1	2- 0	HOME	3- 1	3- 0	5- 0				
5- 5	0- 2	0- 2	AWAY	1- 1	3- 0	1- 0				
3- 2	0- 0	0- 0	NEUTRAL	2- 1	0- 1	1- 0				
10- 1	0- 0	1- 0	NON-CONFERENCE	3- 1	1- 0	5- 0				
6- 0	0- 0	1- 0	HOME	1- 0	1- 0	3- 0				
1- 0	0- 0	0- 0	AWAY	0- 0	0- 0	1- 0				
3- 1	0- 0	0- 0	NEUTRAL	2- 1	0- 0	1- 0				
11- 8	0- 3	1- 2	CONFERENCE	3- 2	5- 1	2- 0				
7- 2	0- 1	1- 0	HOME	2- 1	2- 0	2- 0				
4- 5	0- 2	0- 2	AWAY	1- 1	3- 0	0- 0				
0- 1	0- 0	0- 0	NEUTRAL	0- 0	0- 1	0- 0				

RPI 1-25				RPI 26-50				Team's RPI: 41				RPI 51-100				RPI 101+			
RPI	S	Opponent	Score	RPI	S	Opponent	Score	RPI	S	Opponent	Score	RPI	S	Opponent	Score	RPI	S	Opponent	Score
7	A	Louisville	53 70	26	A	Duke	67 72	54	N	Rice	54 45	117	A	Wake Forest	73 62				
16	A	NC State	69 76	26	H	Duke	70 56	55	N	Belmont	60 58	117	N	Wake Forest	55 58				
16	H	NC State	59 71	31	A	Florida St.	62 86	61	H	Boston College	70 49	120	H	Miami (FL)	69 45				
				46	H	Purdue	67 54	65	N	Georgia	72 77	123	A	Notre Dame	68 62				
								76	A	Virginia	69 61	140	H	Davidson	88 68				
								76	H	Virginia	76 86	150	A	North Carolina	72 63				
								79	H	Georgia Tech	64 61	150	H	North Carolina	76 70				
								98	A	Syracuse	65 67	160	H	Gardner-Webb	87 65				
								100	H	Liberty	73 69	167	N	Wichita St.	84 63				
												221	H	Clemson	71 50				
												250	A	George Mason	77 58				
												278	H	Saint Francis (PA)	105 41				
												286	H	Pittsburgh	68 56				
												318	H	UMES	86 43				
LAST 10 Division I																			
				117	N	Wake Forest	55 58	117	A	Wake Forest	73 62								
				7	A	Louisville	53 70	79	H	Georgia Tech	64 61								
				26	H	Duke	70 56	150	A	North Carolina	72 63								
				76	H	Virginia	76 86	16	H	NC State	59 71								
				123	A	Notre Dame	68 62	120	H	Miami (FL)	69 45								

Non-Div I Games:

Virginia Tech

■ Loss,
 ■ Non-Conf,
 ■ S Site,
 ■ H Home
 ■ A Away
 N Neutral

Average RPI Win: 318	WON-LOST	WINNING	LAST 10	STRENGTH OF	OPP. STRENGTH	TEAM	ADJ.	CONF.	ADJ CONF.
Average RPI Loss: 185	RECORD	PCT. RANK	GAMES	SCHEDULE	OF SCHEDULE	RPI	RPI	RPI	RPI
DIV. I ONLY	9- 20	281	3-7	229	341	301	301	30	30
DIV. I NON-CONF.	3- 7	252	0	59	282	214	214	30	30
TOTALS	RPI 1-25	RPI 26-50	W-L RECORDS	RPI 51-100	RPI 101-150	RPI 150+			
9- 20	0- 1	0- 0	OVERALL	0- 4	0- 4	9- 11			
7- 6	0- 0	0- 0	HOME	0- 1	0- 1	7- 4			
2- 14	0- 1	0- 0	AWAY	0- 3	0- 3	2- 7			
0- 0	0- 0	0- 0	NEUTRAL	0- 0	0- 0	0- 0			
3- 7	0- 1	0- 0	NON-CONFERENCE	0- 4	0- 1	3- 1			
3- 1	0- 0	0- 0	HOME	0- 1	0- 0	3- 0			
0- 6	0- 1	0- 0	AWAY	0- 3	0- 1	0- 1			
0- 0	0- 0	0- 0	NEUTRAL	0- 0	0- 0	0- 0			
6- 13	0- 0	0- 0	CONFERENCE	0- 0	0- 3	6- 10			
4- 5	0- 0	0- 0	HOME	0- 0	0- 1	4- 4			
2- 8	0- 0	0- 0	AWAY	0- 0	0- 2	2- 6			
0- 0	0- 0	0- 0	NEUTRAL	0- 0	0- 0	0- 0			

RPI 1-25				RPI 26-50				RPI 51-100				RPI 101+ Team's RPI: 301			
RPI	S	Opponent	Score	RPI	S	Opponent	Score	RPI	S	Opponent	Score	RPI	S	Opponent	Score
3	A	Maryland	56 119					53	A	Yale	68 87	115	A	Robert Morris	61 65
								74	H	Stony Brook	45 66	115	A	Robert Morris	47 51
								95	A	Rider	63 77	115	H	Robert Morris	35 77
								99	A	Butler	58 74	125	A	Colgate	58 74
												154	A	Mt. St. Mary's	63 78
												154	H	Mt. St. Mary's	52 67
												177	A	Merrimack	44 55
												263	A	Youngstown St.	42 64
												278	A	Saint Francis (PA)	50 51
												278	H	Saint Francis (PA)	55 50
												283	H	Sacred Heart	65 79
												297	H	UMBC	67 60
												302	A	Fairleigh Dickinson	53 57
												302	H	Fairleigh Dickinson	61 62
												317	H	Saint Peter's	90 89
												319	A	St. Francis Brooklyn	74 53
												319	H	St. Francis Brooklyn	74 66
												323	A	Bryant	58 45
												323	H	Bryant	53 65
												331	H	NJIT	61 59
												333	A	LIU Brooklyn	52 66
												333	H	LIU Brooklyn	63 61
												346	A	Central Conn. St.	63 66
												346	H	Central Conn. St.	63 56
LAST 10 Division I															
				115	A	Robert Morris	61 65					346	H	Central Conn. St.	63 56
				323	H	Bryant	53 65					154	H	Mt. St. Mary's	52 67
				302	A	Fairleigh Dickinson	53 57					177	A	Merrimack	44 55
				333	A	LIU Brooklyn	52 66					115	H	Robert Morris	35 77
				319	A	St. Francis Brooklyn	74 53					278	H	Saint Francis (PA)	55 50

Non-Div I Games: Staten Island 81 57

Wagner

■ Loss,
 ■ Non-Conf,
 ■ S Site,
 ■ Home
 ■ A Away
 N Neutral

Wake Forest

Through Games Of March 9, 2020

Average RPI Win:	145	WON-LOST	WINNING	LAST 10	STRENGTH OF	OPP. STRENGTH	TEAM	ADJ.	CONF.	ADJ CONF.
Average RPI Loss:	93	RECORD	PCT. RANK	GAMES	SCHEDULE	OF SCHEDULE	RPI	RPI	RPI	RPI
DIV. I ONLY	16- 16	173	4-6	65	69	117	117	5	5	
DIV. I NON-CONF.	7- 4	100	0	131	187	113	113	4	4	
TOTALS	RPI 1-25	RPI 26-50	W-L RECORDS	RPI 51-100	RPI 101-150	RPI 150+				
16- 16	0- 2	3- 4	OVERALL	3- 4	4- 4	6- 2				
9- 6	0- 0	0- 2	HOME	3- 1	2- 3	4- 0				
3- 9	0- 2	1- 1	AWAY	0- 3	0- 1	2- 2				
4- 1	0- 0	2- 1	NEUTRAL	0- 0	2- 0	0- 0				
7- 4	0- 0	1- 0	NON-CONFERENCE	0- 2	2- 1	4- 1				
4- 2	0- 0	0- 0	HOME	0- 1	1- 1	3- 0				
1- 2	0- 0	0- 0	AWAY	0- 1	0- 0	1- 1				
2- 0	0- 0	1- 0	NEUTRAL	0- 0	1- 0	0- 0				
9- 12	0- 2	2- 4	CONFERENCE	3- 2	2- 3	2- 1				
5- 4	0- 0	0- 2	HOME	3- 0	1- 2	1- 0				
2- 7	0- 2	1- 1	AWAY	0- 2	0- 1	1- 1				
2- 1	0- 0	1- 1	NEUTRAL	0- 0	1- 0	0- 0				

RPI S	Opponent	Score	RPI S	Opponent	Score	RPI S	Opponent	Score	RPI S	Opponent	Score	Team's RPI: 117
7	A Louisville	61 75	26	A Duke	60 58	58	A St. John's (NY)	74 82	120	A Miami (FL)	56 59	
16	A NC State	45 59	31	A Florida St.	67 78	60	H Charlotte	65 77	120	H Miami (FL)	63 79	
			31	H Florida St.	65 70	61	A Boston College	54 67	123	H Notre Dame	71 75	
			31	N Florida St.	47 76	76	H Virginia	62 56	132	H Campbell	74 46	
			39	N Dayton	78 59	79	A Georgia Tech	52 62	139	N Florida	73 68	
			41	H Virginia Tech	62 73	79	H Georgia Tech	65 60	142	H UNC Greensboro	65 67	
			41	N Virginia Tech	58 55	98	H Syracuse	65 60	150	H North Carolina	82 79	
									150	N North Carolina	83 73	
									171	A Elon	69 57	
									221	A Clemson	66 52	
									221	H Clemson	63 58	
									242	H East Carolina	76 53	
									259	H Col. of Charleston	106 50	
									272	H UNCW	65 55	
									286	A Pittsburgh	48 53	
									288	A ETSU	60 67	
LAST 10 Division I												
			31	N Florida St.	47 76	31	A Florida St.	67 78				
			41	N Virginia Tech	58 55	41	H Virginia Tech	62 73				
			150	N North Carolina	83 73	221	A Clemson	66 52				
			120	H Miami (FL)	63 79	79	A Georgia Tech	52 62				
			150	H North Carolina	82 79	123	H Notre Dame	71 75				

Non-Div I Games:

Wake Forest

■ Loss,
 ■ Non-Conf,
 ■ S Site,
 ■ H Home
 ■ A Away
 N Neutral

Washington

Through Games Of March 9, 2020

Average RPI Win:	165	WON-LOST	WINNING	LAST 10	STRENGTH OF	OPP. STRENGTH	TEAM	ADJ.	CONF.	ADJ CONF.
Average RPI Loss:	72	RECORD	PCT. RANK	GAMES	SCHEDULE	OF SCHEDULE	RPI	RPI	RPI	RPI
DIV. I ONLY	13- 17	210	3-7	56	33	141	141	1	1	
DIV. I NON-CONF.	8- 3	68	0	227	229	145	145	1	1	
TOTALS	RPI 1-25	RPI 26-50	W-L RECORDS	RPI 51-100	RPI 101-150	RPI 150+				
13- 17	2- 5	0- 4	OVERALL	2- 1	3- 5	6- 2				
7- 9	1- 1	0- 2	HOME	2- 0	0- 4	4- 2				
3- 7	0- 4	0- 2	AWAY	0- 1	3- 0	0- 0				
3- 1	1- 0	0- 0	NEUTRAL	0- 0	0- 1	2- 0				
8- 3	1- 0	0- 0	NON-CONFERENCE	0- 0	1- 1	6- 2				
4- 3	0- 0	0- 0	HOME	0- 0	0- 1	4- 2				
1- 0	0- 0	0- 0	AWAY	0- 0	1- 0	0- 0				
3- 0	1- 0	0- 0	NEUTRAL	0- 0	0- 0	2- 0				
5- 14	1- 5	0- 4	CONFERENCE	2- 1	2- 4	0- 0				
3- 6	1- 1	0- 2	HOME	2- 0	0- 3	0- 0				
2- 7	0- 4	0- 2	AWAY	0- 1	2- 0	0- 0				
0- 1	0- 0	0- 0	NEUTRAL	0- 0	0- 1	0- 0				

RPI S	Opponent	Score	RPI S	Opponent	Score	RPI S	Opponent	Score	RPI S	Opponent	Score	Team's RPI: 141
2	A Oregon	56 92	27	A Arizona	53 64	81	A Southern California	78 81	105	A San Diego	65 47	
6	A Stanford	56 77	27	H Arizona	58 66	81	H Southern California	75 66	106	H Utah	65 74	
6	H Stanford	41 58	42	A Arizona St.	68 72	94	H Colorado	61 52	106	N Utah	63 72	
13	A UCLA	80 85	42	H Arizona St.	50 67				113	A Washington St.	65 56	
13	H UCLA	74 68							113	H Washington St.	59 66	
15	N Iowa	70 63							124	A California	67 64	
21	A Oregon St.	61 75							124	H California	74 81	
									128	H Vanderbilt	74 76	
									173	H Tulane	62 64	
									210	H Hawaii	50 62	
									214	H San Francisco	73 54	
									240	H CSU Bakersfield	80 49	
									254	N Iona	65 34	
									262	N Howard	75 58	
									305	H Seattle U	78 46	
									327	H Weber St.	94 41	
LAST 10 Division I												
106	N Utah	63 72	42	A Arizona St.	68 72							
2	A Oregon	56 92	27	A Arizona	53 64							
21	A Oregon St.	61 75	94	H Colorado	61 52							
13	H UCLA	74 68	106	H Utah	65 74							
81	H Southern California	75 66	124	H California	74 81							

Non-Div I Games:

Washington

Loss, Non-Conf, S Site, H Home A Away N Neutral

Washington St.

Through Games Of March 9, 2020

Average RPI Win:	176	WON-LOST	WINNING	LAST 10	STRENGTH OF	OPP. STRENGTH	TEAM	ADJ.	CONF.	ADJ CONF.
Average RPI Loss:	39	RECORD	PCT. RANK	GAMES	SCHEDULE	OF SCHEDULE	RPI	RPI	RPI	RPI
DIV. I ONLY	11- 20	269	1-9	7	16	113	113	1	1	
DIV. I NON-CONF.	7- 5	131	0	22	77	67	67	1	1	
TOTALS	RPI 1-25	RPI 26-50	W-L RECORDS	RPI 51-100	RPI 101-150	RPI 150+				
11- 20	0- 11	0- 4	OVERALL	3- 2	3- 3	5- 0				
7- 8	0- 3	0- 2	HOME	2- 1	1- 2	4- 0				
3- 8	0- 4	0- 2	AWAY	1- 1	2- 1	0- 0				
1- 4	0- 4	0- 0	NEUTRAL	0- 0	0- 0	1- 0				
7- 5	0- 4	0- 0	NON-CONFERENCE	2- 0	0- 1	5- 0				
5- 1	0- 1	0- 0	HOME	1- 0	0- 0	4- 0				
1- 1	0- 0	0- 0	AWAY	1- 0	0- 1	0- 0				
1- 3	0- 3	0- 0	NEUTRAL	0- 0	0- 0	1- 0				
4- 15	0- 7	0- 4	CONFERENCE	1- 2	3- 2	0- 0				
2- 7	0- 2	0- 2	HOME	1- 1	1- 2	0- 0				
2- 7	0- 4	0- 2	AWAY	0- 1	2- 0	0- 0				
0- 1	0- 1	0- 0	NEUTRAL	0- 0	0- 0	0- 0				

RPI	S	Opponent	Score	RPI	S	Opponent	Score	RPI	S	Opponent	Score	RPI	S	Opponent	Score	Team's RPI: 113
1	N	South Carolina	53 68	27	A	Arizona	57 72	80	A	Boise St.	80 68	106	H	Utah	66 78	
2	A	Oregon	57 88	27	H	Arizona	67 74	81	A	Southern California	63 74	120	A	Miami (FL)	68 74	
5	N	Baylor	66 89	42	A	Arizona St.	59 62	81	H	Southern California	60 66	124	A	California	96 75	
6	A	Stanford	58 77	42	H	Arizona St.	56 65	93	H	BYU	67 50	124	H	California	92 66	
6	H	Stanford	49 71					94	H	Colorado	69 59	141	A	Washington	66 59	
12	H	Gonzaga	53 76									141	H	Washington	56 65	
13	A	UCLA	50 66									181	H	Pepperdine	85 48	
13	H	UCLA	62 70									231	N	Southern U.	69 54	
14	N	Indiana	44 78									256	H	UC Irvine	87 59	
21	A	Oregon St.	58 73									281	H	CSUN	71 61	
21	N	Oregon St.	55 82									329	H	Ark.-Pine Bluff	85 56	
LAST 10 Division I																
21	N	Oregon St.	55 82	27	A	Arizona	57 72									
21	A	Oregon St.	58 73	42	A	Arizona St.	59 62									
2	A	Oregon	57 88	106	H	Utah	66 78									
81	H	Southern California	60 66	94	H	Colorado	69 59									
13	H	UCLA	62 70	6	H	Stanford	49 71									

Non-Div I Games:

Washington St.

Loss, Non-Conf, S Site, H Home A Away N Neutral

Average RPI Win:	285	WON-LOST	WINNING	LAST 10	STRENGTH OF	OPP. STRENGTH	TEAM	ADJ.	CONF.	ADJ CONF.
Average RPI Loss:	172	RECORD	PCT. RANK	GAMES	SCHEDULE	OF SCHEDULE	RPI	RPI	RPI	RPI
DIV. I ONLY	4- 26	332	1-9	221	214	327	327	18	18	
DIV. I NON-CONF.	2- 7	288	0	204	180	267	267	17	17	
TOTALS	RPI 1-25	RPI 26-50	W-L RECORDS	RPI 51-100	RPI 101-150	RPI 150+				
4- 26	0- 1	0- 0	OVERALL	0- 2	0- 6	4- 17				
2- 10	0- 0	0- 0	HOME	0- 1	0- 2	2- 7				
2- 15	0- 1	0- 0	AWAY	0- 1	0- 4	2- 9				
0- 1	0- 0	0- 0	NEUTRAL	0- 0	0- 0	0- 1				
2- 7	0- 1	0- 0	NON-CONFERENCE	0- 0	0- 4	2- 2				
1- 1	0- 0	0- 0	HOME	0- 0	0- 1	1- 0				
1- 6	0- 1	0- 0	AWAY	0- 0	0- 3	1- 2				
0- 0	0- 0	0- 0	NEUTRAL	0- 0	0- 0	0- 0				
2- 19	0- 0	0- 0	CONFERENCE	0- 2	0- 2	2- 15				
1- 9	0- 0	0- 0	HOME	0- 1	0- 1	1- 7				
1- 9	0- 0	0- 0	AWAY	0- 1	0- 1	1- 7				
0- 1	0- 0	0- 0	NEUTRAL	0- 0	0- 0	0- 1				

RPI	S	Opponent	Score	RPI	S	Opponent	Score	RPI	S	Opponent	Score	RPI	S	Opponent	Score	Team's RPI: 327
13	A	UCLA	45 85					63	A	Montana St.	52 81	106	A	Utah	46 75	
								63	H	Montana St.	67 102	108	A	Idaho	50 70	
												108	H	Idaho	57 91	
												109	H	Portland	59 78	
												136	A	Pacific	53 76	
												141	A	Washington	41 94	
												152	A	Montana	57 85	
												152	H	Montana	46 78	
												174	A	Northern Ariz.	61 92	
												174	H	Northern Ariz.	82 88	
												178	A	Idaho St.	41 55	
												178	H	Idaho St.	54 65	
												179	A	Southern Utah	66 82	
												179	H	Southern Utah	71 87	
												179	N	Southern Utah	58 62	
												197	A	Portland St.	63 88	
												197	H	Portland St.	57 76	
												220	A	UTEP	51 70	
												225	A	Northern Colo.	65 60	
												225	H	Northern Colo.	65 69	
												290	H	Utah Valley	72 46	
												307	A	Sacramento St.	52 58	
												307	H	Sacramento St.	67 91	
												311	A	UC Riverside	64 54	
												312	A	Eastern Wash.	53 63	
												312	H	Eastern Wash.	83 77	
LAST 10 Division I																
179	N	Southern Utah	58 62	178	A	Idaho St.	41 55									
312	H	Eastern Wash.	83 77	63	H	Montana St.	67 102									
108	H	Idaho	57 91	152	H	Montana	46 78									
197	A	Portland St.	63 88	174	A	Northern Ariz.	61 92									
179	A	Southern Utah	66 82	307	A	Sacramento St.	52 58									

Non-Div I Games:

Weber St.

■ Loss,
■ Non-Conf,
■ S Site,
■ H Home
■ A Away
N Neutral

RPI	S	Opponent	Score
313	A	New Mexico St.	47 77

Weber St.

W
e
b
e
r
s
t
.

W
e
b
e
r
s
t
.

West Virginia

Through Games Of March 9, 2020

Average RPI Win:	151	WON-LOST	WINNING	LAST 10	STRENGTH OF	OPP. STRENGTH	TEAM	ADJ.	CONF.	ADJ CONF.
Average RPI Loss:	48	RECORD	PCT. RANK	GAMES	SCHEDULE	OF SCHEDULE	RPI	RPI	RPI	RPI
DIV. I ONLY	17- 12	126	3-7	40	35	70	70	3	3	
DIV. I NON-CONF.	10- 1	20	0	171	166	42	42	3	3	
TOTALS	RPI 1-25	RPI 26-50	W-L RECORDS	RPI 51-100	RPI 101-150	RPI 150+				
17- 12	1- 4	2- 2	OVERALL	2- 6	5- 0	7- 0				
9- 5	0- 2	2- 0	HOME	0- 3	2- 0	5- 0				
4- 6	1- 2	0- 2	AWAY	1- 2	2- 0	0- 0				
4- 1	0- 0	0- 0	NEUTRAL	1- 1	1- 0	2- 0				
10- 1	1- 0	0- 0	NON-CONFERENCE	1- 1	1- 0	7- 0				
5- 0	0- 0	0- 0	HOME	0- 0	0- 0	5- 0				
1- 0	1- 0	0- 0	AWAY	0- 0	0- 0	0- 0				
4- 1	0- 0	0- 0	NEUTRAL	1- 1	1- 0	2- 0				
7- 11	0- 4	2- 2	CONFERENCE	1- 5	4- 0	0- 0				
4- 5	0- 2	2- 0	HOME	0- 3	2- 0	0- 0				
3- 6	0- 2	0- 2	AWAY	1- 2	2- 0	0- 0				
0- 0	0- 0	0- 0	NEUTRAL	0- 0	0- 0	0- 0				

RPI 1-25				RPI 26-50				RPI 51-100				RPI 101+			
RPI	S	Opponent	Score	RPI	S	Opponent	Score	RPI	S	Opponent	Score	RPI	S	Opponent	Score
5	A	Baylor	51 91	40	A	Iowa St.	58 61	51	N	Creighton	75 82	103	N	Michigan St.	63 57
5	H	Baylor	39 64	40	H	Iowa St.	79 71	69	A	Oklahoma St.	57 60	131	A	Kansas	68 49
10	A	Mississippi St.	71 65	43	A	Texas	44 50	69	H	Oklahoma St.	55 57	131	H	Kansas	60 53
20	A	TCU	60 73	43	H	Texas	68 63	77	A	Kansas St.	74 63	134	A	Texas Tech	71 69
20	H	TCU	63 77					77	H	Kansas St.	55 56	134	H	Texas Tech	67 60
								91	A	Oklahoma	58 68	158	N	Norfolk St.	72 55
								91	H	Oklahoma	49 73	169	H	Radford	74 37
								98	N	Syracuse	71 69	192	H	Cornell	68 62
												230	N	New Mexico	73 60
												278	H	Saint Francis (PA)	74 45
												303	H	Presbyterian	56 40
												335	H	Coppin St.	82 47
LAST 10 Division I															
20	H	TCU	63 77	43	A	Texas	44 50								
134	A	Texas Tech	71 69	134	H	Texas Tech	67 60								
40	A	Iowa St.	58 61	77	H	Kansas St.	55 56								
5	H	Baylor	39 64	69	A	Oklahoma St.	57 60								
131	H	Kansas	60 53	91	A	Oklahoma	58 68								

Non-Div I Games:

West Virginia

■ Loss,
 ■ Non-Conf,
 ■ S Site,
 ■ H Home
 ■ A Away
 N Neutral

Western Caro.

Through Games Of March 9, 2020

Average RPI Win:	291	WON-LOST	WINNING	LAST 10	STRENGTH OF	OPP. STRENGTH	TEAM	ADJ.	CONF.	ADJ CONF.
Average RPI Loss:	206	RECORD	PCT. RANK	GAMES	SCHEDULE	OF SCHEDULE	RPI	RPI	RPI	RPI
DIV. I ONLY	3- 25	336	2-8	281	320	342	342	27	27	
DIV. I NON-CONF.	1- 12	335	0	210	346	334	334	21	21	
TOTALS	RPI 1-25	RPI 26-50	W-L RECORDS	RPI 51-100	RPI 101-150	RPI 150+				
3- 25	0- 0	0- 0	OVERALL	0- 1	0- 5	3- 19				
2- 12	0- 0	0- 0	HOME	0- 1	0- 2	2- 9				
1- 12	0- 0	0- 0	AWAY	0- 0	0- 3	1- 9				
0- 1	0- 0	0- 0	NEUTRAL	0- 0	0- 0	0- 1				
1- 12	0- 0	0- 0	NON-CONFERENCE	0- 1	0- 3	1- 8				
1- 6	0- 0	0- 0	HOME	0- 1	0- 1	1- 4				
0- 6	0- 0	0- 0	AWAY	0- 0	0- 2	0- 4				
0- 0	0- 0	0- 0	NEUTRAL	0- 0	0- 0	0- 0				
2- 13	0- 0	0- 0	CONFERENCE	0- 0	0- 2	2- 11				
1- 6	0- 0	0- 0	HOME	0- 0	0- 1	1- 5				
1- 6	0- 0	0- 0	AWAY	0- 0	0- 1	1- 5				
0- 1	0- 0	0- 0	NEUTRAL	0- 0	0- 0	0- 1				

RPI S	Opponent	Score	RPI S	Opponent	Score	RPI S	Opponent	Score	RPI S	Opponent	Score	Team's RPI: 342
						96 H	Coastal Caro.	43 66	132 H	Campbell	40 61	
									140 A	Davidson	51 101	
									142 A	UNC Greensboro	43 54	
									142 H	UNC Greensboro	61 72	
									150 A	North Carolina	55 92	
									151 A	Samford	53 70	
									151 H	Samford	50 62	
									151 N	Samford	62 77	
									160 A	Gardner-Webb	62 88	
									171 A	Elon	24 68	
									191 H	Cleveland St.	61 68	
									195 A	Furman	53 69	
									195 H	Furman	59 69	
									206 H	Tennessee Tech	58 62	
									207 A	Chattanooga	61 53	
									207 H	Chattanooga	52 59	
									258 H	UNC Asheville	47 64	
									259 A	Col. of Charleston	62 73	
									273 A	Wofford	63 76	
									273 H	Wofford	58 65	
									282 H	Winthrop	60 63	
									288 A	ETSU	49 76	
									288 H	ETSU	57 62	
									324 A	Mercer	54 60	
									324 H	Mercer	51 40	
									326 A	USC Upstate	62 70	
LAST 10 Division I												
			151 N	Samford	62 77		142 H	UNC Greensboro	61 72			
			151 A	Samford	53 70		207 A	Chattanooga	61 53			
			324 A	Mercer	54 60		288 A	ETSU	49 76			
			273 H	Wofford	58 65		324 H	Mercer	51 40			
			195 H	Furman	59 69		151 H	Samford	50 62			

Non-Div I Games: Southern Wesleyan 70 37 UVa-Wise 64 55

Western Caro.

Loss, Non-Conf, S Site, H Home A Away N Neutral

RPI	S	Opponent	Score
343	H	Charleston So.	69 64

W
e
s
t
e
r
n
C
a
r
o
.

W
e
s
t
e
r
n
C
a
r
o
.

Western Caro.

Average RPI Win:	265	WON-LOST	WINNING	LAST 10	STRENGTH OF	OPP. STRENGTH	TEAM	ADJ.	CONF.	ADJ CONF.
Average RPI Loss:	116	RECORD	PCT. RANK	GAMES	SCHEDULE	OF SCHEDULE	RPI	RPI	RPI	RPI
DIV. I ONLY	12- 15	207	4-6	223	166	213	213	19	19	
DIV. I NON-CONF.	3- 7	252	0	163	86	240	240	18	18	
TOTALS	RPI 1-25	RPI 26-50	W-L RECORDS	RPI 51-100	RPI 101-150	RPI 150+				
12- 15	0- 1	0- 4	OVERALL	1- 3	0- 1	11- 6				
8- 3	0- 0	0- 2	HOME	1- 1	0- 0	7- 0				
4- 9	0- 1	0- 2	AWAY	0- 2	0- 0	4- 4				
0- 3	0- 0	0- 0	NEUTRAL	0- 0	0- 1	0- 2				
3- 7	0- 1	0- 2	NON-CONFERENCE	1- 1	0- 1	2- 2				
2- 1	0- 0	0- 1	HOME	1- 0	0- 0	1- 0				
1- 4	0- 1	0- 1	AWAY	0- 1	0- 0	1- 1				
0- 2	0- 0	0- 0	NEUTRAL	0- 0	0- 1	0- 1				
9- 8	0- 0	0- 2	CONFERENCE	0- 2	0- 0	9- 4				
6- 2	0- 0	0- 1	HOME	0- 1	0- 0	6- 0				
3- 5	0- 0	0- 1	AWAY	0- 1	0- 0	3- 3				
0- 1	0- 0	0- 0	NEUTRAL	0- 0	0- 0	0- 1				

RPI 1-25				RPI 26-50				RPI 51-100				RPI 101+ Team's RPI: 213			
RPI	S	Opponent	Score	RPI	S	Opponent	Score	RPI	S	Opponent	Score	RPI	S	Opponent	Score
25	A	Drake	75 94	32	A	South Dakota	51 88	72	A	South Dakota St.	45 75	110	N	Southern Ill.	65 79
				32	H	South Dakota	65 96	72	H	South Dakota St.	48 89	175	A	Missouri	89 97
				46	A	Purdue	59 66	75	A	Illinois St.	65 78	198	A	Oral Roberts	60 71
				50	H	Bradley	49 84	87	H	Southeast Mo. St.	97 91	198	H	Oral Roberts	75 61
												198	N	Oral Roberts	66 74
												200	N	Eastern Ill.	52 60
												216	A	North Dakota	71 77
												216	H	North Dakota	91 74
												241	A	Denver	78 84
												241	H	Denver	82 75
												257	A	North Dakota St.	79 78
												257	H	North Dakota St.	86 79
												275	H	Indiana St.	83 72
												310	A	Omaha	83 69
												310	H	Omaha	79 66
												340	A	Purdue Fort Wayne	83 74
												340	H	Purdue Fort Wayne	79 68
												349	A	Chicago St.	88 78
LAST 10 Division I															
				198	N	Oral Roberts	66 74	32	A	South Dakota	51 88				
				241	A	Denver	78 84	340	A	Purdue Fort Wayne	83 74				
				198	A	Oral Roberts	60 71	257	H	North Dakota St.	86 79				
				310	H	Omaha	79 66	72	H	South Dakota St.	48 89				
				216	H	North Dakota	91 74	216	A	North Dakota	71 77				

Non-Div I Games: Culver-Stockton 82 76 Ill.-Springfield 91 51 Mo. Baptist 90 69

Western Ill.

Average RPI Win:	178	WON-LOST	WINNING	LAST 10	STRENGTH OF	OPP. STRENGTH	TEAM	ADJ.	CONF.	ADJ CONF.
Average RPI Loss:	89	RECORD	PCT. RANK	GAMES	SCHEDULE	OF SCHEDULE	RPI	RPI	RPI	RPI
DIV. I ONLY	22- 7	36	9-1	88	103	28	28	13	13	
DIV. I NON-CONF.	8- 3	68	0	94	16	34	34	16	16	
TOTALS	RPI 1-25	RPI 26-50	W-L RECORDS	RPI 51-100	RPI 101-150	RPI 150+				
22- 7	1- 1	1- 3	OVERALL	5- 1	1- 0	14- 2				
13- 0	1- 0	1- 0	HOME	3- 0	1- 0	7- 0				
8- 7	0- 1	0- 3	AWAY	2- 1	0- 0	6- 2				
1- 0	0- 0	0- 0	NEUTRAL	0- 0	0- 0	1- 0				
8- 3	1- 1	0- 1	NON-CONFERENCE	3- 0	0- 0	4- 1				
4- 0	1- 0	0- 0	HOME	2- 0	0- 0	1- 0				
3- 3	0- 1	0- 1	AWAY	1- 0	0- 0	2- 1				
1- 0	0- 0	0- 0	NEUTRAL	0- 0	0- 0	1- 0				
14- 4	0- 0	1- 2	CONFERENCE	2- 1	1- 0	10- 1				
9- 0	0- 0	1- 0	HOME	1- 0	1- 0	6- 0				
5- 4	0- 0	0- 2	AWAY	1- 1	0- 0	4- 1				
0- 0	0- 0	0- 0	NEUTRAL	0- 0	0- 0	0- 0				

RPI	S	Opponent	Score	RPI	S	Opponent	Score	Team's RPI: 28	RPI	S	Opponent	Score	RPI	S	Opponent	Score	RPI	S	Opponent	Score
7	A	Louisville	56 75	33	A	Old Dominion	65 76		54	A	Rice	65 73	101	H	UAB	69 65				
19	H	Central Mich.	93 58	45	A	Middle Tenn.	103 108		55	H	Belmont	77 46	151	A	Samford	88 84				
				45	H	Middle Tenn.	71 63		57	A	Ball St.	91 86	201	A	Fla. Atlantic	69 56				
				46	A	Purdue	50 67		60	A	Charlotte	60 56	201	H	Fla. Atlantic	68 59				
									60	H	Charlotte	71 60	202	A	Saint Mary's (CA)	73 80				
									91	H	Oklahoma	74 63	205	A	Southern Miss.	81 65				
													208	H	Little Rock	77 58				
													220	H	UTEP	78 65				
													235	A	North Texas	54 61				
													251	A	Marshall	74 65				
													251	H	Marshall	79 65				
													261	N	Tulsa	76 63				
													264	A	Louisiana Tech	84 75				
													264	H	Louisiana Tech	71 67				
													308	H	FIU	71 51				
													321	H	UTSA	85 57				
													324	A	Mercer	75 62				
LAST 10 Division I																				
264	H	Louisiana Tech	71 67	321	H	UTSA	85 57													
60	H	Charlotte	71 60	220	H	UTEP	78 65													
45	A	Middle Tenn.	103 108	205	A	Southern Miss.	81 65													
201	A	Fla. Atlantic	69 56	264	A	Louisiana Tech	84 75													
251	H	Marshall	79 65	308	H	FIU	71 51													

Non-Div I Games:

Western Ky.

■ Loss,
 ■ Non-Conf, S Site,
 ■ Home
 ■ Away
 N Neutral

Average RPI Win:	216	WON-LOST	WINNING	LAST 10	STRENGTH OF	OPP. STRENGTH	TEAM	ADJ.	CONF.	ADJ CONF.
Average RPI Loss:	119	RECORD	PCT. RANK	GAMES	SCHEDULE	OF SCHEDULE	RPI	RPI	RPI	RPI
DIV. I ONLY	17- 12	126	7-3	216	139	144	144	10	10	
DIV. I NON-CONF.	6- 4	123	0	306	309	199	199	10	10	
TOTALS	RPI 1-25	RPI 26-50	W-L RECORDS	RPI 51-100	RPI 101-150	RPI 150+				
17- 12	0- 2	0- 1	OVERALL	1- 4	1- 0	15- 5				
9- 4	0- 1	0- 0	HOME	1- 1	1- 0	7- 2				
6- 7	0- 1	0- 1	AWAY	0- 2	0- 0	6- 3				
2- 1	0- 0	0- 0	NEUTRAL	0- 1	0- 0	2- 0				
6- 4	0- 0	0- 1	NON-CONFERENCE	0- 1	0- 0	6- 2				
2- 1	0- 0	0- 0	HOME	0- 0	0- 0	2- 1				
2- 2	0- 0	0- 1	AWAY	0- 0	0- 0	2- 1				
2- 1	0- 0	0- 0	NEUTRAL	0- 1	0- 0	2- 0				
11- 8	0- 2	0- 0	CONFERENCE	1- 3	1- 0	9- 3				
7- 3	0- 1	0- 0	HOME	1- 1	1- 0	5- 1				
4- 5	0- 1	0- 0	AWAY	0- 2	0- 0	4- 2				
0- 0	0- 0	0- 0	NEUTRAL	0- 0	0- 0	0- 0				

RPI 1-25				RPI 26-50				RPI 51-100				RPI 101+ Team's RPI: 144			
RPI	S	Opponent	Score	RPI	S	Opponent	Score	RPI	S	Opponent	Score	RPI	S	Opponent	Score
19	A	Central Mich.	60 76	34	A	Michigan	55 76	57	A	Ball St.	65 68	114	H	Buffalo	74 62
19	H	Central Mich.	70 80					57	H	Ball St.	63 64	153	A	Loyola Chicago	70 60
								74	N	Stony Brook	47 50	162	A	Toledo	70 58
								86	H	Ohio	73 72	162	H	Toledo	84 72
								97	A	Kent St.	63 75	176	A	Eastern Mich.	53 49
												176	H	Eastern Mich.	79 83
												182	A	Northern Ill.	68 65
												182	H	Northern Ill.	63 50
												184	A	Akron	56 51
												184	H	Akron	79 71
												201	H	Fla. Atlantic	79 80
												220	A	UTEP	46 76
												226	A	Miami (OH)	67 70
												241	N	Denver	79 70
												253	A	Bowling Green	63 72
												253	H	Bowling Green	84 67
												253	H	Bowling Green	69 55
												313	N	New Mexico St.	79 76
												332	H	Detroit Mercy	82 67
												341	A	UIC	80 52
												349	H	Chicago St.	90 69
LAST 10 Division I															
253	H	Bowling Green	84 67	162	A	Toledo	70 58								
57	H	Ball St.	63 64	253	H	Bowling Green	69 55								
176	A	Eastern Mich.	53 49	182	A	Northern Ill.	68 65								
182	H	Northern Ill.	63 50	114	H	Buffalo	74 62								
19	A	Central Mich.	60 76	176	H	Eastern Mich.	79 83								

Non-Div I Games: Kentucky St. 80 41

Western Mich.

Average RPI Win:	215	WON-LOST	WINNING	LAST 10	STRENGTH OF	OPP. STRENGTH	TEAM	ADJ.	CONF.	ADJ CONF.
Average RPI Loss:	107	RECORD	PCT. RANK	GAMES	SCHEDULE	OF SCHEDULE	RPI	RPI	RPI	RPI
DIV. I ONLY	16- 15	168	5-5	183	92	167	167	9	9	
DIV. I NON-CONF.	8- 5	117	0	173	169	132	132	9	9	
TOTALS	RPI 1-25	RPI 26-50	W-L RECORDS	RPI 51-100	RPI 101-150	RPI 150+				
16- 15	0- 2	0- 3	OVERALL	2- 4	2- 0	12- 6				
9- 6	0- 0	0- 0	HOME	1- 3	1- 0	7- 3				
5- 7	0- 2	0- 1	AWAY	0- 1	1- 0	4- 3				
2- 2	0- 0	0- 2	NEUTRAL	1- 0	0- 0	1- 0				
8- 5	0- 1	0- 1	NON-CONFERENCE	2- 2	0- 0	6- 1				
6- 1	0- 0	0- 0	HOME	1- 1	0- 0	5- 0				
1- 3	0- 1	0- 0	AWAY	0- 1	0- 0	1- 1				
1- 1	0- 0	0- 1	NEUTRAL	1- 0	0- 0	0- 0				
8- 10	0- 1	0- 2	CONFERENCE	0- 2	2- 0	6- 5				
3- 5	0- 0	0- 0	HOME	0- 2	1- 0	2- 3				
4- 4	0- 1	0- 1	AWAY	0- 0	1- 0	3- 2				
1- 1	0- 0	0- 1	NEUTRAL	0- 0	0- 0	1- 0				

RPI	S	Opponent	Score	RPI	S	Opponent	Score	RPI	S	Opponent	Score	RPI	S	Opponent	Score	Team's RPI: 167
4	A	UConn	55 83	37	A	UCF	50 95	51	A	Creighton	46 56	118	A	Temple	85 75	
8	A	Missouri St.	55 68	37	N	UCF	32 65	59	H	Cincinnati	54 75	118	H	Temple	72 70	
				41	N	Virginia Tech	63 84	63	N	Montana St.	66 64	173	A	Tulane	69 68	
								66	H	UNI	50 61	173	H	Tulane	56 61	
								68	H	South Fla.	50 56	176	H	Eastern Mich.	63 52	
								91	H	Oklahoma	88 83	196	H	Memphis	60 69	
												198	A	Oral Roberts	66 79	
												215	A	Houston	56 64	
												215	N	Houston	72 64	
												228	A	SMU	44 64	
												228	H	SMU	67 72	
												231	H	Southern U.	69 63	
												242	A	East Carolina	61 53	
												242	H	East Carolina	57 55	
												261	A	Tulsa	70 61	
												261	H	Tulsa	57 46	
												264	A	Louisiana Tech	88 80	
												315	H	Houston Baptist	59 42	
												329	H	Ark.-Pine Bluff	100 50	
												344	H	Grambling	77 65	
LAST 10 Division I																
				37	N	UCF	32 65	228	H	SMU	67 72					
				215	N	Houston	72 64	173	A	Tulane	69 68					
				37	A	UCF	50 95	196	H	Memphis	60 69					
				59	H	Cincinnati	54 75	118	A	Temple	85 75					
				261	A	Tulsa	70 61	242	H	East Carolina	57 55					

Non-Div I Games:

Wichita St.

William & Mary

Through Games Of March 9, 2020

Average RPI Win:	230	WON-LOST	WINNING	LAST 10	STRENGTH OF	OPP. STRENGTH	TEAM	ADJ.	CONF.	ADJ CONF.
Average RPI Loss:	89	RECORD	PCT. RANK	GAMES	SCHEDULE	OF SCHEDULE	RPI	RPI	RPI	RPI
DIV. I ONLY	21- 8	49	8-2	260	140	104	104	14	14	
DIV. I NON-CONF.	9- 2	37	0	300	175	105	105	13	13	
TOTALS	RPI 1-25	RPI 26-50	W-L RECORDS	RPI 51-100	RPI 101-150	RPI 150+				
21- 8	0- 0	0- 5	OVERALL	1- 0	2- 2	18- 1				
10- 4	0- 0	0- 3	HOME	0- 0	1- 0	9- 1				
11- 4	0- 0	0- 2	AWAY	1- 0	1- 2	9- 0				
0- 0	0- 0	0- 0	NEUTRAL	0- 0	0- 0	0- 0				
9- 2	0- 0	0- 1	NON-CONFERENCE	1- 0	1- 1	7- 0				
4- 1	0- 0	0- 1	HOME	0- 0	0- 0	4- 0				
5- 1	0- 0	0- 0	AWAY	1- 0	1- 1	3- 0				
0- 0	0- 0	0- 0	NEUTRAL	0- 0	0- 0	0- 0				
12- 6	0- 0	0- 4	CONFERENCE	0- 0	1- 1	11- 1				
6- 3	0- 0	0- 2	HOME	0- 0	1- 0	5- 1				
6- 3	0- 0	0- 2	AWAY	0- 0	0- 1	6- 0				
0- 0	0- 0	0- 0	NEUTRAL	0- 0	0- 0	0- 0				

RPI S	Opponent	Score	RPI S	Opponent	Score	RPI S	Opponent	Score	RPI S	Opponent	Score	Team's RPI: 104
			30 A James Madison	70 84	89 A VCU	69 55	127 A Richmond	73 76				
			30 H James Madison	53 67			143 A George Washington	63 51				
			33 H Old Dominion	58 69			145 A Northeastern	55 61				
			38 A Drexel	74 84			145 H Northeastern	80 64				
			38 H Drexel	54 61			158 H Norfolk St.	65 56				
							171 A Elon	84 77				
							171 H Elon	74 61				
							185 A Delaware	78 60				
							185 H Delaware	68 58				
							193 A Towson	83 75				
							193 H Towson	66 62				
							242 A East Carolina	78 68				
							259 A Col. of Charleston	80 74				
							259 H Col. of Charleston	85 60				
							268 A Army West Point	77 65				
							272 A UNCW	63 55				
							272 H UNCW	55 72				
							277 A Delaware St.	73 52				
							297 H UMBC	76 48				
							318 H UMES	78 50				
							328 A Hofstra	66 53				
							328 H Hofstra	71 42				
							345 H Hartford	61 44				
LAST 10 Division I												
			30 H James Madison	53 67		328 H Hofstra	71 42					
			193 H Towson	66 62		145 H Northeastern	80 64					
			171 H Elon	74 61		272 A UNCW	63 55					
			185 A Delaware	78 60		259 A Col. of Charleston	80 74					
			38 A Drexel	74 84		171 A Elon	84 77					

Non-Div I Games:

William & Mary

Loss, Non-Conf, S Site, H Home A Away N Neutral

Winthrop

Through Games Of March 9, 2020

Average RPI Win:	280	WON-LOST	WINNING	LAST 10	STRENGTH OF	OPP. STRENGTH	TEAM	ADJ.	CONF.	ADJ CONF.
Average RPI Loss:	195	RECORD	PCT. RANK	GAMES	SCHEDULE	OF SCHEDULE	RPI	RPI	RPI	RPI
DIV. I ONLY	11- 18	248	2-8	290	318	282	282	25	25	
DIV. I NON-CONF.	3- 6	235	0	296	300	278	278	28	28	
TOTALS	RPI 1-25	RPI 26-50	W-L RECORDS	RPI 51-100	RPI 101-150	RPI 150+				
11- 18	0- 1	0- 1	OVERALL	0- 0	1- 3	10- 13				
5- 8	0- 0	0- 0	HOME	0- 0	1- 1	4- 7				
6- 9	0- 1	0- 1	AWAY	0- 0	0- 2	6- 5				
0- 1	0- 0	0- 0	NEUTRAL	0- 0	0- 0	0- 1				
3- 6	0- 1	0- 1	NON-CONFERENCE	0- 0	0- 0	3- 4				
0- 3	0- 0	0- 0	HOME	0- 0	0- 0	0- 3				
3- 2	0- 1	0- 1	AWAY	0- 0	0- 0	3- 0				
0- 1	0- 0	0- 0	NEUTRAL	0- 0	0- 0	0- 1				
8- 12	0- 0	0- 0	CONFERENCE	0- 0	1- 3	7- 9				
5- 5	0- 0	0- 0	HOME	0- 0	1- 1	4- 4				
3- 7	0- 0	0- 0	AWAY	0- 0	0- 2	3- 5				
0- 0	0- 0	0- 0	NEUTRAL	0- 0	0- 0	0- 0				

RPI 1-25				RPI 26-50				RPI 51-100				RPI 101+				Team's RPI: 282
RPI	S	Opponent	Score	RPI	S	Opponent	Score	RPI	S	Opponent	Score	RPI	S	Opponent	Score	
24	A	Kentucky	36 91	33	A	Old Dominion	44 68					132	A	Campbell	47 63	
												132	H	Campbell	58 61	
												138	A	Hampton	48 62	
												138	H	Hampton	72 66	
												160	A	Gardner-Webb	59 71	
												160	H	Gardner-Webb	49 54	
												169	A	Radford	53 54	
												169	H	Radford	50 56	
												180	A	High Point	61 94	
												180	H	High Point	69 63	
												254	H	Iona	61 68	
												258	A	UNC Asheville	55 65	
												258	H	UNC Asheville	43 50	
												259	H	Col. of Charleston	73 84	
												271	A	Longwood	63 60	
												271	H	Longwood	74 63	
												272	A	UNCW	75 63	
												273	N	Wofford	59 60	
												289	H	Ga. Southern	47 91	
												295	A	N.C. Central	56 46	
												303	A	Presbyterian	54 88	
												303	H	Presbyterian	61 54	
												326	A	USC Upstate	52 38	
												326	H	USC Upstate	59 66	
												342	A	Western Caro.	63 60	
												343	A	Charleston So.	58 53	
LAST 10 Division I																
				326	H	USC Upstate	59 66					132	H	Campbell	58 61	
				303	A	Presbyterian	54 88					258	A	UNC Asheville	55 65	
				169	H	Radford	50 56					138	A	Hampton	48 62	
				271	A	Longwood	63 60					343	H	Charleston So.	56 46	
				160	H	Gardner-Webb	49 54					180	A	High Point	61 94	

Non-Div I Games:

Winthrop

■ Loss,
 ■ Non-Conf,
 ■ S Site,
 ■ H Home
 ■ A Away
 N Neutral

W
i
n
t
h
r
o
p

Winthrop
RPI S Opponent Score

Through Games Of March 9, 2020

RPI	S	Opponent	Score
343	H	Charleston So.	56 46

W
i
n
t
h
r
o
p

Winthrop

Average RPI Win:	207	WON-LOST	WINNING	LAST 10	STRENGTH OF	OPP. STRENGTH	TEAM	ADJ.	CONF.	ADJ CONF.
Average RPI Loss:	48	RECORD	PCT. RANK	GAMES	SCHEDULE	OF SCHEDULE	RPI	RPI	RPI	RPI
DIV. I ONLY	12- 19	241	2-8	44	53	148	148	2	2	
DIV. I NON-CONF.	8- 3	68	0	147	245	79	79	2	2	
TOTALS	RPI 1-25	RPI 26-50	W-L RECORDS	RPI 51-100	RPI 101-150	RPI 150+				
12- 19	0- 6	0- 7	OVERALL	2- 5	1- 1	9- 0				
7- 8	0- 3	0- 3	HOME	0- 2	1- 0	6- 0				
3- 9	0- 3	0- 2	AWAY	1- 3	0- 1	2- 0				
2- 2	0- 0	0- 2	NEUTRAL	1- 0	0- 0	1- 0				
8- 3	0- 0	0- 1	NON-CONFERENCE	1- 2	1- 0	6- 0				
6- 0	0- 0	0- 0	HOME	0- 0	1- 0	5- 0				
1- 2	0- 0	0- 0	AWAY	0- 2	0- 0	1- 0				
1- 1	0- 0	0- 1	NEUTRAL	1- 0	0- 0	0- 0				
4- 16	0- 6	0- 6	CONFERENCE	1- 3	0- 1	3- 0				
1- 8	0- 3	0- 3	HOME	0- 2	0- 0	1- 0				
2- 7	0- 3	0- 2	AWAY	1- 1	0- 1	1- 0				
1- 1	0- 0	0- 1	NEUTRAL	0- 0	0- 0	1- 0				

RPI S	Opponent	Score	RPI S	Opponent	Score	RPI S	Opponent	Score	RPI S	Opponent	Score	Team's RPI: 148
3	H Maryland	56 85	29	N Arkansas	64 68	57	N Ball St.	67 56	103	A Michigan St.	52 69	
11	H Northwestern	66 82	34	H Michigan	56 68	79	A Georgia Tech	41 60	126	H North Florida	75 62	
14	A Indiana	65 75	46	A Purdue	61 72	90	A Nebraska	50 65	200	H Eastern Ill.	63 55	
15	A Iowa	71 97	46	H Purdue	59 62	90	H Nebraska	71 72	204	A Illinois	73 64	
15	H Iowa	78 85	47	A Rutgers	43 63	92	A Minnesota	72 62	204	N Illinois	71 55	
17	A Ohio St.	74 82	47	H Rutgers	61 64	92	H Minnesota	64 73	217	H Milwaukee	71 40	
			47	N Rutgers	55 63	94	A Colorado	57 74	219	H Penn St.	71 65	
									257	A North Dakota St.	64 63	
									273	H Wofford	78 65	
									304	H Prairie View	68 42	
									325	H Alabama St.	85 67	
LAST 10 Division I												
			47	N Rutgers	55 63	15	A Iowa	71 97				
			204	N Illinois	71 55	46	H Purdue	59 62				
			47	A Rutgers	43 63	17	A Ohio St.	74 82				
			11	H Northwestern	66 82	92	H Minnesota	64 73				
			3	H Maryland	56 85	204	A Illinois	73 64				

Non-Div I Games:

Wisconsin

Wofford

Through Games Of March 9, 2020

Average RPI Win: 266	WON-LOST	WINNING	LAST 10	STRENGTH OF	OPP. STRENGTH	TEAM	ADJ.	CONF.	ADJ CONF.
Average RPI Loss: 184	RECORD	PCT. RANK	GAMES	SCHEDULE	OF SCHEDULE	RPI	RPI	RPI	RPI
DIV. I ONLY	12- 15	207	5-5	303	282	273	273	27	27
DIV. I NON-CONF.	4- 8	235	0	224	295	286	286	21	21
TOTALS	RPI 1-25	RPI 26-50	W-L RECORDS	RPI 51-100	RPI 101-150	RPI 150+			
12- 15	0- 0	0- 0	OVERALL	0- 1	1- 4	11- 10			
8- 5	0- 0	0- 0	HOME	0- 1	1- 0	7- 4			
3- 9	0- 0	0- 0	AWAY	0- 0	0- 4	3- 5			
1- 1	0- 0	0- 0	NEUTRAL	0- 0	0- 0	1- 1			
4- 8	0- 0	0- 0	NON-CONFERENCE	0- 1	0- 3	4- 4			
3- 3	0- 0	0- 0	HOME	0- 1	0- 0	3- 2			
0- 5	0- 0	0- 0	AWAY	0- 0	0- 3	0- 2			
1- 0	0- 0	0- 0	NEUTRAL	0- 0	0- 0	1- 0			
8- 7	0- 0	0- 0	CONFERENCE	0- 0	1- 1	7- 6			
5- 2	0- 0	0- 0	HOME	0- 0	1- 0	4- 2			
3- 4	0- 0	0- 0	AWAY	0- 0	0- 1	3- 3			
0- 1	0- 0	0- 0	NEUTRAL	0- 0	0- 0	0- 1			

RPI S	Opponent	Score	RPI S	Opponent	Score	RPI S	Opponent	Score	RPI S	Opponent	Score	Team's RPI: 273
						96 H	Coastal Caro.	73 78	115 A	Auburn	82 84	
									131 A	Kansas	64 83	
									142 A	UNC Greensboro	45 49	
									142 H	UNC Greensboro	66 61	
									148 A	Wisconsin	65 78	
									151 A	Samford	69 63	
									151 H	Samford	58 74	
									160 A	Gardner-Webb	53 67	
									186 A	Northern Ky.	72 80	
									195 A	Furman	56 62	
									195 H	Furman	66 62	
									195 N	Furman	54 68	
									207 A	Chattanooga	76 80	
									207 H	Chattanooga	49 51	
									211 H	Appalachian St.	51 54	
									258 H	UNC Asheville	75 38	
									271 H	Longwood	79 76	
									282 N	Winthrop	60 59	
									288 A	ETSU	76 47	
									288 H	ETSU	86 62	
									289 H	Ga. Southern	57 70	
									303 H	Presbyterian	67 60	
									324 A	Mercer	53 54	
									324 H	Mercer	77 49	
									342 A	Western Caro.	65 58	
									342 H	Western Caro.	76 63	
LAST 10 Division I												
			195 N	Furman	54 68		288 H	ETSU	86 62			
			195 A	Furman	56 62		151 A	Samford	69 63			
			342 A	Western Caro.	65 58		324 A	Mercer	53 54			
			142 A	UNC Greensboro	45 49		195 H	Furman	66 62			
			207 H	Chattanooga	49 51		142 H	UNC Greensboro	66 61			

Non-Div I Games: Brevard 82 34 Erskine 100 38 UNKNOWN 89 38

Wofford

Loss, Non-Conf, S Site, H Home A Away N Neutral

Average RPI Win:	259	WON-LOST	WINNING	LAST 10	STRENGTH OF	OPP. STRENGTH	TEAM	ADJ.	CONF.	ADJ CONF.
Average RPI Loss:	131	RECORD	PCT. RANK	GAMES	SCHEDULE	OF SCHEDULE	RPI	RPI	RPI	RPI
DIV. I ONLY	18- 12	117	7-3	256	234	166	166	22	22	
DIV. I NON-CONF.	4- 6	212	0	212	63	195	195	22	22	
TOTALS	RPI 1-25	RPI 26-50	W-L RECORDS	RPI 51-100	RPI 101-150	RPI 150+				
18- 12	0- 0	0- 2	OVERALL	0- 3	1- 3	17- 4				
8- 5	0- 0	0- 0	HOME	0- 2	0- 1	8- 2				
9- 5	0- 0	0- 2	AWAY	0- 1	1- 1	8- 1				
1- 2	0- 0	0- 0	NEUTRAL	0- 0	0- 1	1- 1				
4- 6	0- 0	0- 2	NON-CONFERENCE	0- 1	0- 2	4- 1				
1- 1	0- 0	0- 0	HOME	0- 1	0- 0	1- 0				
2- 3	0- 0	0- 2	AWAY	0- 0	0- 1	2- 0				
1- 2	0- 0	0- 0	NEUTRAL	0- 0	0- 1	1- 1				
14- 6	0- 0	0- 0	CONFERENCE	0- 2	1- 1	13- 3				
7- 4	0- 0	0- 0	HOME	0- 1	0- 1	7- 2				
7- 2	0- 0	0- 0	AWAY	0- 1	1- 0	6- 1				
0- 0	0- 0	0- 0	NEUTRAL	0- 0	0- 0	0- 0				

RPI S	Opponent	Score	RPI S	Opponent	Score	RPI S	Opponent	Score	RPI S	Opponent	Score	Team's RPI: 166
37	A UCF	53 69	71	A IUPUI	60 80	102	A UT Arlington	62 68				
40	A Iowa St.	71 79	71	H IUPUI	58 62	111	A Green Bay	70 58				
			84	H Abilene Christian	64 83	111	H Green Bay	59 68				
						131	N Kansas	63 74				
						186	A Northern Ky.	63 55				
						186	H Northern Ky.	79 69				
						191	A Cleveland St.	75 73				
						191	H Cleveland St.	52 63				
						191	H Cleveland St.	78 62				
						217	A Milwaukee	58 60				
						217	H Milwaukee	67 77				
						228	A SMU	69 61				
						240	H CSU Bakersfield	65 60				
						263	A Youngstown St.	67 54				
						263	H Youngstown St.	91 41				
						269	A Xavier	86 74				
						279	N Loyola Maryland	66 51				
						287	A Oakland	77 60				
						287	H Oakland	85 66				
						298	N St. Bonaventure	56 57				
						332	A Detroit Mercy	66 58				
						332	H Detroit Mercy	67 61				
						341	A UIC	58 43				
						341	H UIC	79 55				
						341	H UIC	83 47				
LAST 10 Division I												
191	H Cleveland St.	52 63	341	H UIC	79 55							
341	H UIC	83 47	71	H IUPUI	58 62							
332	A Detroit Mercy	66 58	191	A Cleveland St.	75 73							
287	A Oakland	77 60	263	A Youngstown St.	67 54							
186	H Northern Ky.	79 69	217	H Milwaukee	67 77							

Non-Div I Games: Marian (IN) 64 60

Wright St.

Loss, Non-Conf, S Site, H Home A Away N Neutral

Wyoming

Through Games Of March 9, 2020

Average RPI Win:	232	WON-LOST	WINNING	LAST 10	STRENGTH OF	OPP. STRENGTH	TEAM	ADJ.	CONF.	ADJ CONF.
Average RPI Loss:	154	RECORD	PCT. RANK	GAMES	SCHEDULE	OF SCHEDULE	RPI	RPI	RPI	RPI
DIV. I ONLY	16- 12	131	7-3	210	199	163	163	17	17	
DIV. I NON-CONF.	3- 5	224	0	218	225	263	263	20	20	
TOTALS	RPI 1-25	RPI 26-50	W-L RECORDS	RPI 51-100	RPI 101-150	RPI 150+				
16- 12	0- 1	0- 0	OVERALL	2- 5	1- 0	13- 6				
9- 5	0- 1	0- 0	HOME	2- 1	1- 0	6- 3				
6- 6	0- 0	0- 0	AWAY	0- 3	0- 0	6- 3				
1- 1	0- 0	0- 0	NEUTRAL	0- 1	0- 0	1- 0				
3- 5	0- 1	0- 0	NON-CONFERENCE	0- 2	0- 0	3- 2				
2- 3	0- 1	0- 0	HOME	0- 1	0- 0	2- 1				
1- 2	0- 0	0- 0	AWAY	0- 1	0- 0	1- 1				
0- 0	0- 0	0- 0	NEUTRAL	0- 0	0- 0	0- 0				
13- 7	0- 0	0- 0	CONFERENCE	2- 3	1- 0	10- 4				
7- 2	0- 0	0- 0	HOME	2- 0	1- 0	4- 2				
5- 4	0- 0	0- 0	AWAY	0- 2	0- 0	5- 2				
1- 1	0- 0	0- 0	NEUTRAL	0- 1	0- 0	1- 0				

RPI 1-25				RPI 26-50				RPI 51-100				RPI 101+ Team's RPI: 163			
RPI	S	Opponent	Score	RPI	S	Opponent	Score	RPI	S	Opponent	Score	RPI	S	Opponent	Score
12	H	Gonzaga	54 65					67	A	Fresno St.	59 89	145	H	San Jose St.	80 45
								67	H	Fresno St.	64 55	202	H	Saint Mary's (CA)	69 67
								72	A	South Dakota St.	40 67	218	A	UNLV	53 65
								80	A	Boise St.	48 67	225	H	Northern Colo.	44 46
								80	H	Boise St.	73 68	230	A	New Mexico	73 66
								80	N	Boise St.	71 79	230	H	New Mexico	71 74
								94	H	Colorado	56 66	233	A	Nevada	84 79
												233	H	Nevada	83 59
												241	A	Denver	57 71
												243	A	San Diego St.	60 67
												243	H	San Diego St.	81 67
												257	A	North Dakota St.	66 57
												270	A	Air Force	65 63
												270	H	Air Force	68 52
												280	A	Utah St.	65 54
												280	H	Utah St.	64 45
												280	N	Utah St.	64 59
												291	A	Colorado St.	43 40
												291	H	Colorado St.	49 56
												351	H	Mississippi Val.	95 22
LAST 10 Division I															
				80	N	Boise St.	71 79	280	H	Utah St.	64 45				
				280	N	Utah St.	64 59	291	A	Colorado St.	43 40				
				67	H	Fresno St.	64 55	230	H	New Mexico	71 74				
				233	A	Nevada	84 79	80	A	Boise St.	48 67				
				270	H	Air Force	68 52	145	H	San Jose St.	80 45				

Non-Div I Games: Colo. Christian 70 31

Wyoming

■ Loss,
 ■ Non-Conf,
 ■ S Site,
 ■ H Home
 ■ A Away
 N Neutral

Average RPI Win: 184	WON-LOST	WINNING	LAST 10	STRENGTH OF	OPP. STRENGTH	TEAM	ADJ.	CONF.	ADJ CONF.
Average RPI Loss: 91	RECORD	PCT. RANK	GAMES	SCHEDULE	OF SCHEDULE	RPI	RPI	RPI	RPI
DIV. I ONLY	3- 27	343	1-9	33	76	269	269	6	6
DIV. I NON-CONF.	1- 10	329	0	32	135	256	256	6	6
TOTALS	RPI 1-25	RPI 26-50	W-L RECORDS	RPI 51-100	RPI 101-150	RPI 150+			
3- 27	0- 5	0- 0	OVERALL	0- 15	1- 3	2- 4			
2- 12	0- 2	0- 0	HOME	0- 7	1- 0	1- 3			
1- 12	0- 2	0- 0	AWAY	0- 7	0- 2	1- 1			
0- 3	0- 1	0- 0	NEUTRAL	0- 1	0- 1	0- 0			
1- 10	0- 1	0- 0	NON-CONFERENCE	0- 4	1- 3	0- 2			
1- 4	0- 0	0- 0	HOME	0- 2	1- 0	0- 2			
0- 4	0- 0	0- 0	AWAY	0- 2	0- 2	0- 0			
0- 2	0- 1	0- 0	NEUTRAL	0- 0	0- 1	0- 0			
2- 17	0- 4	0- 0	CONFERENCE	0- 11	0- 0	2- 2			
1- 8	0- 2	0- 0	HOME	0- 5	0- 0	1- 1			
1- 8	0- 2	0- 0	AWAY	0- 5	0- 0	1- 1			
0- 1	0- 0	0- 0	NEUTRAL	0- 1	0- 0	0- 0			

RPI 1-25				RPI 26-50				RPI 51-100				RPI 101+ Team's RPI: 269			
RPI	S	Opponent	Score	RPI	S	Opponent	Score	RPI	S	Opponent	Score	RPI	S	Opponent	Score
11	N	Northwestern	59 79					51	A	Creighton	55 62	106	H	Utah	70 63
18	A	DePaul	65 97					51	H	Creighton	62 76	115	A	Robert Morris	57 71
18	H	DePaul	68 91					57	A	Ball St.	49 70	118	A	Temple	65 78
23	A	Marquette	48 61					58	A	St. John's (NY)	37 74	139	N	Florida	64 67
23	H	Marquette	60 80					58	H	St. John's (NY)	67 75	166	H	Wright St.	74 86
								59	H	Cincinnati	78 85	187	A	Providence	48 60
								62	A	Seton Hall	59 69	187	H	Providence	61 42
								62	H	Seton Hall	61 83	260	A	Georgetown	85 64
								83	A	Villanova	54 66	260	H	Georgetown	50 63
								83	H	Villanova	54 55	292	H	Eastern Ky.	55 56
								83	N	Villanova	56 64				
								94	H	Colorado	53 62				
								95	A	Rider	57 64				
								99	A	Butler	61 63				
								99	H	Butler	70 78				
LAST 10 Division I															
83	N	Villanova	56 64	18	A	DePaul	65 97								
58	A	St. John's (NY)	37 74	23	A	Marquette	48 61								
62	A	Seton Hall	59 69	260	H	Georgetown	50 63								
51	H	Creighton	62 76	83	H	Villanova	54 55								
187	H	Providence	61 42	99	A	Butler	61 63								

Non-Div I Games:

Xavier

■ Loss,
 ■ Non-Conf,
 ■ S Site,
 ■ H Home
 ■ A Away
 N Neutral

Average RPI Win:	190	WON-LOST	WINNING	LAST 10	STRENGTH OF	OPP. STRENGTH	TEAM	ADJ.	CONF.	ADJ CONF.
Average RPI Loss:	64	RECORD	PCT. RANK	GAMES	SCHEDULE	OF SCHEDULE	RPI	RPI	RPI	RPI
DIV. I ONLY	19- 8	58	5-5	79	125	53	53	7	7	
DIV. I NON-CONF.	10- 3	57	0	160	218	63	63	8	8	
TOTALS	RPI 1-25	RPI 26-50	W-L RECORDS	RPI 51-100	RPI 101-150	RPI 150+				
19- 8	0- 3	0- 0	OVERALL	2- 2	4- 3	13- 0				
9- 4	0- 1	0- 0	HOME	0- 2	1- 1	8- 0				
9- 4	0- 2	0- 0	AWAY	1- 0	3- 2	5- 0				
1- 0	0- 0	0- 0	NEUTRAL	1- 0	0- 0	0- 0				
10- 3	0- 1	0- 0	NON-CONFERENCE	1- 1	2- 1	7- 0				
5- 1	0- 0	0- 0	HOME	0- 1	0- 0	5- 0				
4- 2	0- 1	0- 0	AWAY	0- 0	2- 1	2- 0				
1- 0	0- 0	0- 0	NEUTRAL	1- 0	0- 0	0- 0				
9- 5	0- 2	0- 0	CONFERENCE	1- 1	2- 2	6- 0				
4- 3	0- 1	0- 0	HOME	0- 1	1- 1	3- 0				
5- 2	0- 1	0- 0	AWAY	1- 0	1- 1	3- 0				
0- 0	0- 0	0- 0	NEUTRAL	0- 0	0- 0	0- 0				

RPI	S	Opponent	Score	RPI	S	Opponent	Score	RPI	S	Opponent	Score	RPI	S	Opponent	Score
9	A	Princeton	49 64					56	A	Penn	71 54	119	A	Columbia	85 60
9	H	Princeton	39 55					56	H	Penn	51 53	119	H	Columbia	65 74
13	A	UCLA	65 100					58	H	St. John's (NY)	66 80	121	A	Harvard	57 66
								67	N	Fresno St.	87 67	121	H	Harvard	60 58
												125	A	Colgate	67 70
												145	A	Northeastern	78 63
												150	A	North Carolina	66 63
												164	A	Dartmouth	67 47
												164	H	Dartmouth	60 42
												183	H	Quinnipiac	63 59
												187	H	Providence	82 79
												192	A	Cornell	74 67
												192	H	Cornell	65 51
												212	A	UMass Lowell	67 59
												223	A	Brown	73 40
												223	H	Brown	79 72
												283	H	Sacred Heart	87 40
												296	A	LMU (CA)	81 65
												301	H	Wagner	87 68
												324	H	Mercer	68 60
LAST 10 Division I															
121	H	Harvard	60 58	192	H	Cornell	65 51								
164	H	Dartmouth	60 42	56	H	Penn	51 53								
9	A	Princeton	49 64	9	H	Princeton	39 55								
56	A	Penn	71 54	164	A	Dartmouth	67 47								
119	H	Columbia	65 74	121	A	Harvard	57 66								

Non-Div I Games:

Yale

■ Loss,
 ■ Non-Conf, S Site,
 ■ Home
 ■ Away
 N Neutral

Average RPI Win:	267	WON-LOST	WINNING	LAST 10	STRENGTH OF	OPP. STRENGTH	TEAM	ADJ.	CONF.	ADJ CONF.
Average RPI Loss:	168	RECORD	PCT. RANK	GAMES	SCHEDULE	OF SCHEDULE	RPI	RPI	RPI	RPI
DIV. I ONLY	11- 17	238	2-8	236	285	263	263	22	22	
DIV. I NON-CONF.	5- 4	140	0	207	257	149	149	22	22	
TOTALS	RPI 1-25	RPI 26-50	W-L RECORDS	RPI 51-100	RPI 101-150	RPI 150+				
11- 17	0- 1	0- 0	OVERALL	1- 2	0- 3	10- 11				
7- 6	0- 0	0- 0	HOME	1- 1	0- 1	6- 4				
4- 11	0- 1	0- 0	AWAY	0- 1	0- 2	4- 7				
0- 0	0- 0	0- 0	NEUTRAL	0- 0	0- 0	0- 0				
5- 4	0- 1	0- 0	NON-CONFERENCE	0- 1	0- 1	5- 1				
3- 1	0- 0	0- 0	HOME	0- 1	0- 0	3- 0				
2- 3	0- 1	0- 0	AWAY	0- 0	0- 1	2- 1				
0- 0	0- 0	0- 0	NEUTRAL	0- 0	0- 0	0- 0				
6- 13	0- 0	0- 0	CONFERENCE	1- 1	0- 2	5- 10				
4- 5	0- 0	0- 0	HOME	1- 0	0- 1	3- 4				
2- 8	0- 0	0- 0	AWAY	0- 1	0- 1	2- 6				
0- 0	0- 0	0- 0	NEUTRAL	0- 0	0- 0	0- 0				

RPI S	Opponent	Score	RPI S	Opponent	Score	RPI S	Opponent	Score	RPI S	Opponent	Score	Team's RPI: 263
14	A Indiana	56 93				71	A IUPUI	69 77	111	A Green Bay	51 71	
						71	H IUPUI	75 73	111	H Green Bay	63 70	
						97	H Kent St.	73 82	115	A Robert Morris	43 58	
									166	A Wright St.	41 91	
									166	H Wright St.	54 67	
									176	H Eastern Mich.	79 77	
									184	A Akron	62 91	
									186	A Northern Ky.	56 75	
									186	H Northern Ky.	55 59	
									191	A Cleveland St.	52 60	
									191	A Cleveland St.	48 84	
									191	H Cleveland St.	84 72	
									217	A Milwaukee	54 59	
									217	H Milwaukee	62 74	
									278	A Saint Francis (PA)	56 46	
									287	A Oakland	79 74	
									287	H Oakland	73 86	
									292	A Eastern Ky.	72 63	
									301	H Wagner	64 42	
									332	A Detroit Mercy	62 47	
									332	H Detroit Mercy	72 66	
									337	H Canisius	87 59	
									341	A UIC	53 59	
									341	H UIC	77 65	
LAST 10 Division I												
191	A Cleveland St.	48 84	191	H Cleveland St.	84 72							
111	A Green Bay	51 71	186	H Northern Ky.	55 59							
217	A Milwaukee	54 59	166	H Wright St.	54 67							
287	H Oakland	73 86	71	A IUPUI	69 77							
332	H Detroit Mercy	72 66	341	A UIC	53 59							

Non-Div I Games: Lake Erie 83 48 Muskingum 92 46

Youngstown St.

Loss, Non-Conf, S Site, H Home A Away N Neutral