

RPI

Average RPI Win:	276	WON-LOST	WINNING	LAST 10	STRENGTH OF	OPP. STRENGTH	TEAM	ADJ.	CONF.	ADJ CONF.
Average RPI Loss:	163	RECORD	PCT. RANK	GAMES	SCHEDULE	OF SCHEDULE	RPI	RPI	RPI	RPI

DIV. I ONLY	12- 14	205	3- 7	266	305	244	244	26	26
DIV. I NON-CONF.	2- 4	239	0- 0	108	210	224	224	26	26
TOTALS	RPI 1-25	RPI 26-50	W-L RECORDS	RPI 51-100	RPI 101-999	RPI 201+			
12- 14	0- 0	0- 0	OVERALL	0- 2	12- 12	11- 5			
8- 3	0- 0	0- 0	HOME	0- 1	8- 2	7- 0			
2- 9	0- 0	0- 0	AWAY	0- 1	2- 8	2- 5			
2- 2	0- 0	0- 0	NEUTRAL	0- 0	2- 2	2- 0			
2- 4	0- 0	0- 0	NON-CONFERENCE	0- 1	2- 3	1- 1			
1- 1	0- 0	0- 0	HOME	0- 1	1- 0	0- 0			
0- 2	0- 0	0- 0	AWAY	0- 0	0- 2	0- 1			
1- 1	0- 0	0- 0	NEUTRAL	0- 0	1- 1	1- 0			
10- 10	0- 0	0- 0	CONFERENCE	0- 1	10- 9	10- 4			
7- 2	0- 0	0- 0	HOME	0- 0	7- 2	7- 0			
2- 7	0- 0	0- 0	AWAY	0- 1	2- 6	2- 4			
1- 1	0- 0	0- 0	NEUTRAL	0- 0	1- 1	1- 0			

RPI 1-25	RPI 26-50	RPI 51-100	RPI 101+	Team's RPI: 244
RPI S Opponent Score	RPI S Opponent Score	RPI S Opponent Score	RPI S Opponent Score	
		53 H FGCU 55 94	118 A SFA 55 66	
		90 A Lamar University 71 77	118 H SFA 52 78	
			119 A Central Ark. 45 63	
			119 H Central Ark. 61 73	
			119 N Central Ark. 41 54	
			126 N Radford 65 71	
			138 H Idaho 82 72	
			144 A Arkansas 65 79	
			213 A SMU 44 65	
			218 A Nicholls St. 60 81	
			229 A A&M-Corpus Christi 51 70	
			229 H A&M-Corpus Christi 61 59	
			233 H New Orleans 80 70	
			233 N New Orleans 88 66	
			278 A McNeese 80 75	
			279 N Old Dominion 74 60	
			297 A Southeastern La. 76 78	
			297 H Southeastern La. 86 80	
			309 H Houston Baptist 80 68	
			313 A Incarnate Word 46 58	
			313 H Incarnate Word 58 56	
			335 A Sam Houston St. 75 72	
			335 H Sam Houston St. 83 65	
			337 H Northwestern St. 80 41	
LAST 12 Division I GAMES:				
119 N Central Ark. 41 54	297 A Southeastern La. 76 78			
233 N New Orleans 88 66	313 H Incarnate Word 58 56			
313 A Incarnate Word 46 58	218 A Nicholls St. 60 81			
118 H SFA 52 78	335 A Sam Houston St. 75 72			
119 H Central Ark. 61 73	90 A Lamar University 71 77			
229 A A&M-Corpus Christi 51 70	229 H A&M-Corpus Christi 61 59			

Non-Div I Games:	Southwest (NM)	91 47	Schreiner	97 48	Howard Payne	88 46	Midwestern St.	88 67
Abilene Christian								

Average RPI Loss: 151

DIV. I ONLY	6- 24	322	4- 6	158	174	289	289	16	16
DIV. I NON-CONF.	0- 10	337	0- 0	96	255	313	313	14	14
TOTALS	RPI 1-25	RPI 26-50	W-L RECORDS	RPI 51-100	RPI 101-999	RPI 201+			
6- 24	0- 1	0- 0	OVERALL	1- 5	5- 18	5- 4			
3- 11	0- 1	0- 0	HOME	1- 2	2- 8	2- 1			
2- 12	0- 0	0- 0	AWAY	0- 3	2- 9	2- 3			
1- 1	0- 0	0- 0	NEUTRAL	0- 0	1- 1	1- 0			
0- 10	0- 1	0- 0	NON-CONFERENCE	0- 1	0- 8	0- 2			
0- 5	0- 1	0- 0	HOME	0- 0	0- 4	0- 0			
0- 5	0- 0	0- 0	AWAY	0- 1	0- 4	0- 2			
0- 0	0- 0	0- 0	NEUTRAL	0- 0	0- 0	0- 0			
6- 14	0- 0	0- 0	CONFERENCE	1- 4	5- 10	5- 2			
3- 6	0- 0	0- 0	HOME	1- 2	2- 4	2- 1			
2- 7	0- 0	0- 0	AWAY	0- 2	2- 5	2- 1			
1- 1	0- 0	0- 0	NEUTRAL	0- 0	1- 1	1- 0			

RPI 1-25				RPI 26-50				RPI 51-100				RPI 101+				Team's RPI: 289	
RPI	S	Opponent	Score	RPI	S	Opponent	Score	RPI	S	Opponent	Score	RPI	S	Opponent	Score		
4	H	Louisville	50 62					73	A	Navy	64 71	112	A	Boise St.	46 49		
								76	H	Wyoming	57 47	112	H	Boise St.	47 58		
								89	A	New Mexico	49 57	112	N	Boise St.	46 60		
								89	H	New Mexico	59 88	116	A	Colorado St.	50 61		
								92	A	UNLV	57 69	116	H	Colorado St.	39 40		
								92	H	UNLV	59 67	141	H	Colorado	43 68		
												145	A	Fresno St.	48 64		
												145	H	Fresno St.	58 64		
												149	H	Eastern Wash.	63 65		
												151	A	Weber St.	52 62		
												153	H	Army West Point	59 65		
												163	A	SIUE	40 76		
												174	A	Nevada	60 70		
												181	H	Denver	54 75		
												270	A	San Diego St.	56 48		
												270	H	San Diego St.	61 51		
												277	A	San Jose St.	66 60		
												277	H	San Jose St.	74 75		
												300	A	FIU	69 70		
												316	A	Utah St.	55 57		
												316	H	Utah St.	57 50		
												316	N	Utah St.	68 54		
												324	A	Utah Valley	56 59		
LAST 12 Division I GAMES:																	
				112	N	Boise St.	46 60	112	H	Boise St.	47 58						
				316	N	Utah St.	68 54	92	H	UNLV	59 67						
				277	A	San Jose St.	66 60	89	A	New Mexico	49 57						
				76	H	Wyoming	57 47	116	A	Colorado St.	50 61						
				316	A	Utah St.	55 57	270	H	San Diego St.	61 51						
				270	A	San Diego St.	56 48	145	A	Fresno St.	48 64						

Air Force

Average RPI Win:	215	WON-LOST	WINNING	LAST 10	STRENGTH OF	OPP. STRENGTH	TEAM	ADJ.	CONF.	ADJ CONF.
Average RPI Loss:	86	RECORD	PCT. RANK	GAMES	SCHEDULE	OF SCHEDULE	RPI	RPI	RPI	RPI
DIV. I ONLY	8- 21	281	2- 8	67	94	225	225	8	8	
DIV. I NON-CONF.	5- 5	170	0- 0	93	204	170	170	8	8	

TOTALS	RPI 1-25	RPI 26-50	W-L RECORDS	RPI 51-100	RPI 101-999	RPI 201+				
8- 21	0- 4	0- 2	OVERALL	0- 9	8- 6	3- 2				
6- 9	0- 3	0- 1	HOME	0- 3	6- 2	3- 0				
1- 11	0- 1	0- 1	AWAY	0- 5	1- 4	0- 1				
1- 1	0- 0	0- 0	NEUTRAL	0- 1	1- 0	0- 0				
5- 5	0- 1	0- 0	NON-CONFERENCE	0- 4	5- 0	3- 0				
4- 2	0- 1	0- 0	HOME	0- 1	4- 0	3- 0				
0- 2	0- 0	0- 0	AWAY	0- 2	0- 0	0- 0				
1- 1	0- 0	0- 0	NEUTRAL	0- 1	1- 0	0- 0				
3- 16	0- 3	0- 2	CONFERENCE	0- 5	3- 6	0- 2				
2- 7	0- 2	0- 1	HOME	0- 2	2- 2	0- 1				
1- 9	0- 1	0- 1	AWAY	0- 3	1- 4	0- 1				
0- 0	0- 0	0- 0	NEUTRAL	0- 0	0- 0	0- 0				

RPI 1-25				RPI 26-50				RPI 51-100				RPI 101+ Team's RPI: 225			
RPI	S	Opponent	Score	RPI	S	Opponent	Score	RPI	S	Opponent	Score	RPI	S	Opponent	Score
17	H	Maryland	54 75	45	A	Ball St.	65 97	51	N	Harvard	63 76	115	A	Ohio	67 70
19	A	Buffalo	71 85	45	H	Ball St.	61 74	53	H	FGCU	63 82	115	A	Ohio	73 85
19	H	Buffalo	66 89					74	A	Duquesne	60 66	115	H	Ohio	62 59
21	H	Central Mich.	86 95					77	A	Miami (OH)	67 75	139	H	Youngstown St.	75 58
								77	H	Miami (OH)	50 77	146	H	Northern Ill.	61 84
								83	A	Tol edo	54 60	148	A	Kent St.	55 60
								91	A	Bucknell	52 63	148	H	Kent St.	75 60
								97	A	Western Mich.	60 76	163	N	SIUE	59 58
								97	H	Western Mich.	51 59	200	A	Eastern Mich.	77 65
												210	A	Bowling Green	63 84
												210	H	Bowling Green	64 66
												297	H	Southeastern La.	66 54
												315	H	Eastern Ky.	62 45
												343	H	Winthrop	69 43

LAST 12 Division I GAMES:															
115	A	Ohio	73 85	200	A	Eastern Mich.	77 65	146	H	Northern Ill.	61 84	97	A	Western Mich.	60 76
115	H	Ohio	62 59	146	H	Northern Ill.	61 84	45	A	Ball St.	65 97	75	H	Kent St.	75 60
210	A	Bowling Green	63 84	97	A	Western Mich.	60 76	77	H	Western Mich.	51 59				
148	A	Kent St.	55 60												
77	H	Miami (OH)	50 77												
19	A	Buffalo	71 85												

Non-Div I Games: Ohio Christian 93 33

Akron

Loss,
Non-Conf, S Site,
H Home
A Away
N Neutral

Alabama

Alabama

Alabama

Page 5

Average RPI Win:	309	WON-LOST	WINNING	LAST 10	STRENGTH OF	OPP. STRENGTH	TEAM	ADJ.	CONF.	ADJ CONF.
Average RPI Loss:	223	RECORD	PCT. RANK	GAMES	SCHEDULE	OF SCHEDULE	RPI	RPI	RPI	RPI
DIV. I ONLY	11- 18	236	3- 7	345	347	310	310	32	32	
DIV. I NON-CONF.	5- 6	187	0- 0	303	335	239	239	32	32	

TOTALS	RPI 1-25	RPI 26-50	W-L RECORDS	RPI 51-100	RPI 101-999	RPI 201+				
11- 18	0- 0	0- 0	OVERALL	0- 2	11- 16	11- 12				
6- 6	0- 0	0- 0	HOME	0- 0	6- 6	6- 5				
5- 11	0- 0	0- 0	AWAY	0- 0	5- 6	5- 5				
0- 1	0- 0	0- 0	NEUTRAL	0- 0	0- 1	0- 0				
5- 6	0- 0	0- 0	NON-CONFERENCE	0- 2	5- 4	5- 2				
2- 1	0- 0	0- 0	HOME	0- 0	2- 1	2- 1				
3- 4	0- 0	0- 0	AWAY	0- 2	3- 2	3- 1				
0- 1	0- 0	0- 0	NEUTRAL	0- 0	0- 1	0- 0				
6- 12	0- 0	0- 0	CONFERENCE	0- 0	6- 12	6- 10				
4- 5	0- 0	0- 0	HOME	0- 0	4- 5	4- 4				
2- 7	0- 0	0- 0	AWAY	0- 0	2- 7	2- 6				
0- 0	0- 0	0- 0	NEUTRAL	0- 0	0- 0	0- 0				

RPI 1-25				RPI 26-50				RPI 51-100				RPI 101+				Team's RPI: 310
RPI	S	Opponent	Score	RPI	S	Opponent	Score	RPI	S	Opponent	Score	RPI	S	Opponent	Score	
								70	A	UAB	58 85	133	N	Hartford	47 56	
								94	A	Al abama	32 90	166	A	Jacksonville St.	33 49	
												179	A	Southern U.	62 77	
												179	H	Southern U.	46 58	
												216	A	Grambl ing	49 78	
												216	H	Grambl ing	71 64	
												228	A	Texas Southern	43 60	
												228	H	Texas Southern	49 55	
												243	A	Prai rie View	73 84	
												243	H	Prai rie View	48 55	
												250	H	Austi n Peay	52 55	
												258	A	Li pscomb	50 66	
												292	A	Al corn	52 57	
												292	H	Al corn	74 63	
												294	H	Murray St.	71 54	
												296	A	Jackson St.	43 59	
												296	H	Jackson St.	58 68	
												297	A	Southeastern La.	76 74	
												300	A	FIU	58 51	
												314	A	Al abama St.	78 69	
												314	H	Al abama St.	44 55	
												330	A	Tennessee St.	77 75	
												331	A	Ark. -Pi ne Bl uff	48 57	
												331	H	Ark. -Pi ne Bl uff	52 49	
												340	A	Mi ssi ssi ppi Val .	57 49	
												340	H	Mi ssi ssi ppi Val .	65 48	
												349	H	Evansvi lle	70 56	
LAST 12 Di vi si on I GAMES:																
				296	H	Jackson St.	58 68	314	H	Al abama St.	44 55					
				216	H	Grambl ing	71 64	340	A	Mi ssi ssi ppi Val .	57 49					
				243	A	Prai rie View	73 84	331	A	Ark. -Pi ne Bl uff	48 57					
				228	A	Texas Southern	43 60	243	H	Prai rie View	48 55					
				179	H	Southern U.	46 58	228	H	Texas Southern	49 55					
				292	H	Al corn	74 63	179	A	Southern U.	62 77					

Non-Di v I Games:

Al abama A&M

■ Loss,
 ■ Non-Conf,
 ■ S Site,
 ■ Home
 ■ Away
 N Neutral

Average RPI Win:	298	WON-LOST	WINNING	LAST 10	STRENGTH OF	OPP. STRENGTH	TEAM	ADJ.	CONF.	ADJ CONF.
Average RPI Loss:	197	RECORD	PCT. RANK	GAMES	SCHEDULE	OF SCHEDULE	RPI	RPI	RPI	RPI
DIV. I ONLY	7- 22	299	3- 7	237	343	314	314	32	32	
DIV. I NON-CONF.	1- 9	318	0- 0	30	162	256	256	32	32	

TOTALS	RPI 1-25	RPI 26-50	W-L RECORDS	RPI 51-100	RPI 101-999	RPI 201+				
7- 22	0- 2	0- 1	OVERALL	0- 1	7- 18	6- 13				
5- 7	0- 0	0- 0	HOME	0- 0	5- 7	4- 5				
2- 14	0- 2	0- 1	AWAY	0- 1	2- 10	2- 8				
0- 1	0- 0	0- 0	NEUTRAL	0- 0	0- 1	0- 0				
1- 9	0- 2	0- 1	NON-CONFERENCE	0- 1	1- 5	1- 1				
1- 2	0- 0	0- 0	HOME	0- 0	1- 2	1- 0				
0- 6	0- 2	0- 1	AWAY	0- 1	0- 2	0- 1				
0- 1	0- 0	0- 0	NEUTRAL	0- 0	0- 1	0- 0				
6- 13	0- 0	0- 0	CONFERENCE	0- 0	6- 13	5- 12				
4- 5	0- 0	0- 0	HOME	0- 0	4- 5	3- 5				
2- 8	0- 0	0- 0	AWAY	0- 0	2- 8	2- 7				
0- 0	0- 0	0- 0	NEUTRAL	0- 0	0- 0	0- 0				

RPI 1-25				RPI 26-50				RPI 51-100				RPI 101+ Team's RPI: 314			
RPI	S	Opponent	Score	RPI	S	Opponent	Score	RPI	S	Opponent	Score	RPI	S	Opponent	Score
9	A	Tennessee	51 104	50	A	Miami (FL)	31 79	70	A	UAB	44 61	118	N	SFA	50 77
11	A	South Carolina	31 99									155	A	Samford	39 58
												169	H	Troy	63 93
												176	H	South Ala.	47 59
												179	A	Southern U.	58 66
												179	H	Southern U.	58 56
												214	A	Southern Miss.	35 72
												216	A	Grambling	71 93
												216	H	Grambling	52 73
												228	A	Texas Southern	42 70
												228	A	Texas Southern	48 76
												228	H	Texas Southern	39 71
												243	A	Prairie View	63 69
												243	H	Prairie View	70 68
												292	A	Alcorn	41 73
												292	H	Alcorn	57 65
												296	A	Jackson St.	61 70
												296	H	Jackson St.	50 69
												310	A	Alabama A&M	55 44
												310	H	Alabama A&M	69 78
												331	A	Ark. -Pine Bluff	53 55
												331	H	Ark. -Pine Bluff	63 54
												340	A	Mississippi Val.	70 62
												340	H	Mississippi Val.	76 41
												341	H	Savannah St.	81 61
LAST 12 Division I GAMES:															
228	A	Texas Southern	42 70	179	H	Southern U.	58 56	310	A	Alabama A&M	55 44	331	A	Ark. -Pine Bluff	53 55
216	H	Grambling	52 73	228	H	Texas Southern	48 76	340	A	Mississippi Val.	70 62	243	H	Texas Southern	39 71
296	H	Jackson St.	50 69	243	A	Prairie View	63 69	243	H	Prairie View	70 68				
228	A	Texas Southern	48 76	292	H	Alcorn	57 65								

Non-Div I Games: Mobile 61 50

Alabama St.

Loss,
Non-Conf,
S Site,
H Home
A Away
N Neutral

Average RPI Win:	225	WON-LOST	WINNING	LAST 10	STRENGTH OF	OPP. STRENGTH	TEAM	ADJ.	CONF.	ADJ CONF.
Average RPI Loss:	129	RECORD	PCT. RANK	GAMES	SCHEDULE	OF SCHEDULE	RPI	RPI	RPI	RPI
DIV. I ONLY	24- 7	37	6- 4	244	228	82	82	20	20	
DIV. I NON-CONF.	11- 2	22	0- 0	220	184	62	62	24	24	

TOTALS	RPI 1-25	RPI 26-50	W-L RECORDS	RPI 51-100	RPI 101-999	RPI 201+				
24- 7	0- 1	0- 0	OVERALL	2- 2	22- 4	13- 1				
12- 1	0- 0	0- 0	HOME	2- 1	10- 0	5- 0				
9- 5	0- 1	0- 0	AWAY	0- 1	9- 3	7- 1				
3- 1	0- 0	0- 0	NEUTRAL	0- 0	3- 1	1- 0				
11- 2	0- 1	0- 0	NON-CONFERENCE	1- 1	10- 0	7- 0				
4- 1	0- 0	0- 0	HOME	1- 1	3- 0	2- 0				
5- 1	0- 1	0- 0	AWAY	0- 0	5- 0	5- 0				
2- 0	0- 0	0- 0	NEUTRAL	0- 0	2- 0	0- 0				
13- 5	0- 0	0- 0	CONFERENCE	1- 1	12- 4	6- 1				
8- 0	0- 0	0- 0	HOME	1- 0	7- 0	3- 0				
4- 4	0- 0	0- 0	AWAY	0- 1	4- 3	2- 1				
1- 1	0- 0	0- 0	NEUTRAL	0- 0	1- 1	1- 0				

RPI 1-25				RPI 26-50				RPI 51-100				RPI 101+			
RPI	S	Opponent	Score	RPI	S	Opponent	Score	RPI	S	Opponent	Score	RPI	S	Opponent	Score
17	A	Maryland	58 91					71	A	Maine	69 74	120	H	Dartmouth	76 61
								71	H	Maine	68 54	133	A	Hartford	55 70
								75	H	St. John's (NY)	66 71	133	H	Hartford	66 53
								84	H	Fordham	59 52	133	N	Hartford	56 58
												146	N	Northern Ill.	97 91
												161	A	Binghamton	57 53
												161	H	Binghamton	63 46
												162	N	Southern Ill.	68 57
												180	A	New Hampshire	68 74
												180	H	New Hampshire	66 53
												188	A	Stony Brook	72 68
												188	H	Stony Brook	64 58
												202	A	Siena	78 63
												240	A	Holy Cross	65 56
												257	H	St. Bonaventure	69 52
												265	A	Manhattan	62 56
												284	A	Monmouth	68 44
												287	A	Central Conn. St.	72 60
												295	A	Vermont	57 62
												295	H	Vermont	67 55
												295	N	Vermont	60 42
												323	A	UMBC	78 75
												323	H	UMBC	79 45
												328	H	Wagner	89 44
												348	A	UMass Lowell	61 52
												348	H	UMass Lowell	93 60
LAST 12 Division I GAMES:															
133	N	Hartford	56 58	295	A	Vermont	57 62								
295	N	Vermont	60 42	348	H	UMass Lowell	93 60								
71	A	Maine	69 74	180	A	New Hampshire	68 74								
161	A	Binghamton	57 53	188	H	Stony Brook	64 58								
323	H	UMBC	79 45	295	H	Vermont	67 55								
133	H	Hartford	66 53	323	A	UMBC	78 75								

Non-Div I Games:

Albany (NY)

Loss,
Non-Conf, S Site,
H Home
A Away
N Neutral

A l c o r n

A
l
c
o
r
n

■ Loss, ■ Non-Conf, S Site, H Home A Away N Neutral

Average RPI Win:	208	WON-LOST	WINNING	LAST 10	STRENGTH OF	OPP. STRENGTH	TEAM	ADJ.	CONF.	ADJ CONF.
Average RPI Loss:	81	RECORD	PCT. RANK	GAMES	SCHEDULE	OF SCHEDULE	RPI	RPI	RPI	RPI
DIV. I ONLY	25- 6	22	8- 2	191	148	52	52	15	15	
DIV. I NON-CONF.	7- 4	102	0- 0	225	81	103	103	18	18	

TOTALS	RPI 1-25	RPI 26-50	W-L RECORDS	RPI 51-100	RPI 101-999	RPI 201+				
25- 6	0- 0	0- 1	OVERALL	3- 3	22- 2	16- 0				
15- 0	0- 0	0- 0	HOME	3- 0	12- 0	8- 0				
10- 5	0- 0	0- 0	AWAY	0- 3	10- 2	8- 0				
0- 1	0- 0	0- 1	NEUTRAL	0- 0	0- 0	0- 0				
7- 4	0- 0	0- 1	NON-CONFERENCE	1- 1	6- 2	3- 0				
4- 0	0- 0	0- 0	HOME	1- 0	3- 0	1- 0				
3- 3	0- 0	0- 0	AWAY	0- 1	3- 2	2- 0				
0- 1	0- 0	0- 1	NEUTRAL	0- 0	0- 0	0- 0				
18- 2	0- 0	0- 0	CONFERENCE	2- 2	16- 0	13- 0				
11- 0	0- 0	0- 0	HOME	2- 0	9- 0	7- 0				
7- 2	0- 0	0- 0	AWAY	0- 2	7- 0	6- 0				
0- 0	0- 0	0- 0	NEUTRAL	0- 0	0- 0	0- 0				

American

American

RPI S Opponent	Score	RPI S Opponent	Score	RPI S Opponent	Score	RPI S Opponent	Score
RPI 1-25		RPI 26-50		RPI 51-100	Team's RPI: 52	RPI 101+	
30 N Villanova	60 65	73 A Navy	49 76	103 A Delaware	56 72		
		73 H Navy	46 41	110 A George Mason	53 71		
		78 A George Washington	44 61	139 H Youngstown St.	78 72		
		91 A Bucknell	52 57	153 A Army West Point	64 46		
		91 H Bucknell	68 58	153 H Army West Point	71 63		
		93 H Penn St.	75 66	153 H Army West Point	60 49		
				181 H Denver	66 53		
				197 A Tulsa	72 67		
				208 A Lehigh	60 44		
				208 H Lehigh	82 64		
				232 A Boston U.	61 54		
				232 H Boston U.	66 50		
				234 A Lafayette	74 67		
				234 H Lafayette	55 35		
				234 H Lafayette	74 66		
				236 A Loyola Maryland	71 58		
				236 H Loyola Maryland	69 56		
				240 A Holy Cross	68 63		
				240 H Holy Cross	72 57		
				246 H La Salle	66 48		
				288 A Colgate	77 55		
				288 H Colgate	67 44		
				295 A Vermont	64 62		
				323 A UMBC	61 48		
LAST 12 Division I GAMES:							
153 H Army West Point	60 49	232 A Boston U.	61 54				
234 H Lafayette	55 35	208 A Lehigh	60 44				
73 A Navy	49 76	236 H Loyola Maryland	69 56				
91 A Bucknell	52 57	153 H Army West Point	71 63				
240 H Holy Cross	72 57	288 H Colgate	67 44				
234 H Lafayette	74 66	240 A Holy Cross	68 63				

Non-Div I Games:

American

Average RPI		Win: 270	WON-LOST RECORD	WINNING PCT. RANK	LAST 10 GAMES	STRENGTH OF SCHEDULE	OPP. STRENGTH OF SCHEDULE	TEAM RPI	ADJ. RPI	CONF. RPI	ADJ. CONF. RPI
Loss: 148											
DIV. I ONLY		8- 23	294	2- 8	122	268	262	262	22	22	
DIV. I NON-CONF.		2- 9	295	0- 0	136	200	253	253	23	23	
TOTALS		RPI 1-25	RPI 26-50	W-L RECORDS		RPI 51-100	RPI 101-999	RPI 201+			
8- 23	0- 0		0- 0	OVERALL		0- 5	8- 18	7- 4			
4- 9	0- 0		0- 0	HOME		0- 3	4- 6	3- 1			
3- 13	0- 0		0- 0	AWAY		0- 0	3- 6	3- 2			
1- 1	0- 0		0- 0	NEUTRAL		0- 1	1- 0	1- 0			
2- 9	0- 0		0- 0	NON-CONFERENCE		0- 2	2- 7	2- 1			
0- 4	0- 0		0- 0	HOME		0- 2	0- 2	0- 0			
2- 5	0- 0		0- 0	AWAY		0- 0	2- 5	2- 1			
0- 0	0- 0		0- 0	NEUTRAL		0- 0	0- 0	0- 0			
6- 14	0- 0		0- 0	CONFERENCE		0- 3	6- 11	5- 3			
4- 5	0- 0		0- 0	HOME		0- 1	4- 4	3- 1			
1- 8	0- 0		0- 0	AWAY		0- 1	1- 7	1- 2			
1- 1	0- 0		0- 0	NEUTRAL		0- 1	1- 0	1- 0			

RPI 1-25				RPI 26-50				RPI 51-100				RPI 101+				Team's RPI: 262	
RPI	S	Opponent	Score	RPI	S	Opponent	Score	RPI	S	Opponent	Score	RPI	S	Opponent	Score		
								67	H	Georgia Tech	41	75	107	H	ETSU	57	70
								70	H	UAB	59	70	108	A	Wake Forest	49	78
								96	A	Little Rock	35	61	117	A	North Carolina	43	56
								96	H	Little Rock	40	52	126	A	Radford	40	61
								96	N	Little Rock	34	66	135	A	Texas St.	50	92
													135	H	Texas St.	54	69
													160	A	Louisiana	45	61
													165	A	N.C. A&T	56	81
													169	A	Troy	74	81
													169	H	Troy	64	93
													176	A	South Ala.	52	54
													176	H	South Ala.	57	56
													177	A	UT Arlington	48	49
													177	H	UT Arlington	60	64
													184	H	Davison	57	59
													215	A	UNC Asheville	60	69
													221	A	Arkansas St.	52	69
													221	H	Arkansas St.	68	66
													221	N	Arkansas St.	79	68
													222	A	Coastal Caro.	68	73
													222	H	Coastal Caro.	51	66
													263	A	Col. of Charleston	76	70
													306	H	Georgia St.	77	62
													311	A	Marshall	56	54
													327	H	Ga. Southern	87	56
													338	A	La.-Monroe	71	67
LAST 12 Division I GAMES:																	
				96	N	Little Rock	34	66	176	H	South Ala.	57	56				
				221	N	Arkansas St.	79	68	222	A	Coastal Caro.	68	73				
				222	H	Coastal Caro.	51	66	135	A	Texas St.	50	92				
				96	A	Little Rock	35	61	177	A	UT Arlington	48	49				
				221	A	Arkansas St.	52	69	221	H	Arkansas St.	68	66				
				169	H	Troy	64	93	96	H	Little Rock	40	52				

Non-Div I Games:

Appal achi an St.

Average RPI Win:	258	WON-LOST	WINNING	LAST 10	STRENGTH OF	OPP. STRENGTH	TEAM	ADJ.	CONF.	ADJ CONF.
Average RPI Loss:	102	RECORD	PCT. RANK	GAMES	SCHEDULE	OF SCHEDULE	RPI	RPI	RPI	RPI
DIV. I ONLY	6- 24	322	1- 9	126	78	275	275	5	5	
DIV. I NON-CONF.	4- 7	226	0- 0	341	312	336	336	3	3	

TOTALS	RPI 1-25	RPI 26-50	W-L RECORDS	RPI 51-100	RPI 101-999	RPI 201+				
6- 24	0- 5	0- 5	OVERALL	0- 4	6- 10	4- 4				
5- 10	0- 2	0- 2	HOME	0- 1	5- 5	3- 3				
1- 12	0- 3	0- 3	AWAY	0- 1	1- 5	1- 1				
0- 2	0- 0	0- 0	NEUTRAL	0- 2	0- 0	0- 0				
4- 7	0- 0	0- 0	NON-CONFERENCE	0- 1	4- 6	4- 4				
3- 3	0- 0	0- 0	HOME	0- 0	3- 3	3- 3				
1- 3	0- 0	0- 0	AWAY	0- 0	1- 3	1- 1				
0- 1	0- 0	0- 0	NEUTRAL	0- 1	0- 0	0- 0				
2- 17	0- 5	0- 5	CONFERENCE	0- 3	2- 4	0- 0				
2- 7	0- 2	0- 2	HOME	0- 1	2- 2	0- 0				
0- 9	0- 3	0- 3	AWAY	0- 1	0- 2	0- 0				
0- 1	0- 0	0- 0	NEUTRAL	0- 1	0- 0	0- 0				

RPI 1-25				RPI 26-50				RPI 51-100				RPI 101+ Team's RPI: 275			
RPI	S	Opponent	Score	RPI	S	Opponent	Score	RPI	S	Opponent	Score	RPI	S	Opponent	Score
7	A	Oregon	44 62	42	A	Oregon St.	48 88	55	A	Ari zona St.	50 75	113	H	Washing ton St.	60 78
7	H	Oregon	61 74	42	H	Oregon St.	40 65	55	H	Ari zona St.	45 69	114	A	Utah	55 89
10	A	UCLA	46 69	44	A	Cal i forni a	39 63	55	N	Ari zona St.	47 76	114	H	Utah	56 80
13	A	Stanford	42 79	44	H	Cal i forni a	51 53	69	N	TCU	59 68	140	A	Loyol a Marymount	70 84
13	H	Stanford	46 61	49	A	Southern Cal i forni a	52 78					141	A	Col orado	60 79
												141	H	Col orado	72 63
												194	A	CSUN	63 66
												198	H	Washi ngton	72 70
												223	H	New Mexi co St.	83 44
												255	H	Hawai i	60 65
												270	H	San Diego St.	67 78
												302	H	Long Beach St.	72 80
												305	A	Northern Ari z.	66 84
												316	A	Utah St.	65 49
												329	H	Southern Utah	76 74
												342	H	Iona	71 58

LAST 12 Di vi si on I GAMES:															
55	N	Ari zona St.	47 76	10	A	UCLA	46 69								
7	H	Oregon	61 74	198	H	Washing ton	72 70								
42	H	Oregon St.	40 65	113	H	Washing ton St.	60 78								
55	H	Ari zona St.	45 69	13	A	Stanford	42 79								
55	A	Ari zona St.	50 75	44	A	Cal i forni a	39 63								
49	A	Southern Cal i forni a	52 78	114	H	Utah	56 80								

Non-Di v I Games:

Ari zona

Average RPI Win:	161	WON-LOST	WINNING	LAST 10	STRENGTH OF	OPP. STRENGTH	TEAM	ADJ.	CONF.	ADJ CONF.
Average RPI Loss:	28	RECORD	PCT. RANK	GAMES	SCHEDULE	OF SCHEDULE	RPI	RPI	RPI	RPI
DIV. I ONLY	21- 12	93	5- 5	41	43	55	55	5	5	
DIV. I NON-CONF.	9- 3	61	0- 0	91	41	53	53	3	3	

TOTALS	RPI 1-25	RPI 26-50	W-L RECORDS	RPI 51-100	RPI 101-999	RPI 201+				
21- 12	2- 8	3- 3	OVERALL	0- 0	16- 1	8- 0				
13- 3	2- 1	1- 1	HOME	0- 0	10- 1	5- 0				
5- 6	0- 4	1- 2	AWAY	0- 0	4- 0	1- 0				
3- 3	0- 3	1- 0	NEUTRAL	0- 0	2- 0	2- 0				
9- 3	1- 3	0- 0	NON-CONFERENCE	0- 0	8- 0	5- 0				
7- 0	1- 0	0- 0	HOME	0- 0	6- 0	4- 0				
1- 1	0- 1	0- 0	AWAY	0- 0	1- 0	0- 0				
1- 2	0- 2	0- 0	NEUTRAL	0- 0	1- 0	1- 0				
12- 9	1- 5	3- 3	CONFERENCE	0- 0	8- 1	3- 0				
6- 3	1- 1	1- 1	HOME	0- 0	4- 1	1- 0				
4- 5	0- 3	1- 2	AWAY	0- 0	3- 0	1- 0				
2- 1	0- 1	1- 0	NEUTRAL	0- 0	1- 0	1- 0				

RPI 1-25				RPI 26-50				RPI 51-100				Team's RPI : 55				RPI 101+					
RPI	S	Opponent	Score	RPI	S	Opponent	Score	RPI	S	Opponent	Score	RPI	S	Opponent	Score	RPI	S	Opponent	Score		
5	N	Mississippi St.	57 65	42	A	Oregon St.	54 57					113	H	Washington St.	77 51						
7	A	Oregon	64 74	42	H	Oregon St.	60 64					114	A	Utah	83 81						
7	H	Oregon	44 57	42	N	Oregon St.	57 51					114	H	Utah	56 58						
8	A	Florida St.	66 77	44	A	California	57 42					138	H	Idaho	77 33						
10	A	UCLA	63 71	44	H	California	80 71					141	A	Colorado	72 47						
13	A	Stanford	50 74	49	A	Southern California	62 77					141	H	Colorado	73 59						
13	H	Stanford	73 66									144	H	Arkansas	89 43						
13	N	Stanford	46 58									145	A	Fresno St.	81 49						
19	H	Buffalo	76 57									198	H	Washington	61 41						
23	N	Green Bay	48 61									211	N	Columbia	72 48						
																226	H	UC Riverside	73 48		
																259	H	UTSA	74 42		
																273	H	Sacramento St.	106 58		
																275	A	Arizona	69 45		
																275	H	Arizona	75 50		
																275	N	Arizona	76 47		
																288	H	Colgate	65 54		
LAST 12 Division I GAMES:																					
				13	N	Stanford	46 58	275	H	Arizona	75 50										
				42	N	Oregon St.	57 51	10	A	UCLA	63 71										
				275	N	Arizona	76 47	49	A	Southern California	62 77										
				42	H	Oregon St.	60 64	113	H	Washington St.	77 51										
				7	H	Oregon	44 57	198	H	Washington	61 41										
				275	A	Arizona	69 45	44	A	California	57 42										

Non-Div I Games:

Arizona St.

■ Loss,
 ■ Non-Conf,
 ■ S Site,
 ■ Home
 ■ Away
 N Neutral

Average RPI Win:	305	WON-LOST	WINNING	LAST 10	STRENGTH OF	OPP. STRENGTH	TEAM	ADJ.	CONF.	ADJ CONF.
Average RPI Loss:	213	RECORD	PCT. RANK	GAMES	SCHEDULE	OF SCHEDULE	RPI	RPI	RPI	RPI
DIV. I ONLY	6- 21	313	5- 5	317	337	331	331	32	32	
DIV. I NON-CONF.	0- 8	337	0- 0	186	87	333	333	32	32	

TOTALS	RPI 1-25	RPI 26-50	W-L RECORDS	RPI 51-100	RPI 101-999	RPI 201+				
6- 21	0- 1	0- 1	OVERALL	0- 1	6- 18	6- 13				
4- 5	0- 0	0- 0	HOME	0- 0	4- 5	4- 4				
2- 14	0- 0	0- 0	AWAY	0- 0	2- 2	2- 0				
0- 2	0- 0	0- 0	NEUTRAL	0- 0	0- 2	0- 1				
0- 8	0- 1	0- 1	NON-CONFERENCE	0- 1	0- 5	0- 3				
0- 0	0- 0	0- 0	HOME	0- 0	0- 0	0- 0				
0- 6	0- 1	0- 1	AWAY	0- 1	0- 3	0- 2				
0- 2	0- 0	0- 0	NEUTRAL	0- 0	0- 2	0- 1				
6- 13	0- 0	0- 0	CONFERENCE	0- 0	6- 13	6- 10				
4- 5	0- 0	0- 0	HOME	0- 0	4- 5	4- 4				
2- 8	0- 0	0- 0	AWAY	0- 0	2- 8	2- 6				
0- 0	0- 0	0- 0	NEUTRAL	0- 0	0- 0	0- 0				

RPI 1-25				RPI 26-50				RPI 51-100				RPI 101+				Team's RPI: 331
RPI	S	Opponent	Score	RPI	S	Opponent	Score	RPI	S	Opponent	Score	RPI	S	Opponent	Score	
22	A	Iowa	45 85	34	A	Dayton	43 81	60	A	Nebraska	52 73	179	A	Southern U.	60 70	
												179	A	Southern U.	47 59	
												179	H	Southern U.	52 71	
												190	N	Oakland	37 69	
												197	A	Tulsa	37 87	
												216	A	Grambling	63 73	
												216	H	Grambling	57 66	
												228	A	Texas Southern	52 58	
												228	H	Texas Southern	61 59	
												243	A	Prairie View	52 64	
												243	H	Prairie View	72 89	
												250	A	Austin Peay	61 97	
												252	A	Texas Tech	47 74	
												280	N	Towson	44 70	
												292	A	Alcorn	58 76	
												292	H	Alcorn	77 80	
												296	A	Jackson St.	66 60	
												296	H	Jackson St.	54 60	
												310	A	Alabama A&M	49 52	
												310	H	Alabama A&M	57 48	
												314	A	Alabama St.	54 63	
												314	H	Alabama St.	55 53	
												340	A	Mississippi Val.	64 59	
												340	H	Mississippi Val.	79 64	
LAST 12 Division I GAMES:																
179	A	Southern U.	60 70	292	A	Alcorn	58 76									
340	H	Mississippi Val.	79 64	179	A	Southern U.	47 59									
296	A	Jackson St.	66 60	314	H	Alabama St.	55 53									
216	A	Grambling	63 73	310	H	Alabama A&M	57 48									
228	H	Texas Southern	61 59	296	H	Jackson St.	54 60									
243	H	Prairie View	72 89	216	H	Grambling	57 66									

Non-Div I Games: Tougalo 71 51 Philander Smith 81 73

Ark. -Pine Bluff

Loss,
Non-Conf,
S Site,
H Home
A Away
N Neutral

Arkansas			Through Games Of March 7, 2018								
Average RPI	Win:	185	WON-LOST	WINNING	LAST 10	STRENGTH OF	OPP. STRENGTH	TEAM	ADJ.	CONF.	ADJ CONF.
Average RPI	Loss:	68	RECORD	PCT. RANK	GAMES	SCHEDULE	OF SCHEDULE	RPI	RPI	RPI	RPI
DIV. I ONLY		13- 18	219	2- 8	71	48	144	144	2	2	
DIV. I NON-CONF.		9- 4	82	0- 0	177	214	82	82	2	2	

TOTALS	RPI 1-25		RPI 26-50		W-L RECORDS		RPI 51-100		RPI 101-999		RPI 201+
13- 18	0- 7		0- 2		OVERALL		1- 5		12- 4		4- 0
8- 7	0- 3		0- 1		HOME		0- 2		8- 1		3- 0
3- 10	0- 3		0- 1		AWAY		1- 3		2- 3		0- 0
2- 1	0- 1		0- 0		NEUTRAL		0- 0		2- 0		1- 0
9- 4	0- 0		0- 0		NON-CONFERENCE		0- 2		9- 2		4- 0
7- 0	0- 0		0- 0		HOME		0- 0		7- 0		3- 0
1- 4	0- 0		0- 0		AWAY		0- 2		1- 2		0- 0
1- 0	0- 0		0- 0		NEUTRAL		0- 0		1- 0		1- 0
4- 14	0- 7		0- 2		CONFERENCE		1- 3		3- 2		0- 0
1- 7	0- 3		0- 1		HOME		0- 2		1- 1		0- 0
2- 6	0- 3		0- 1		AWAY		1- 1		1- 1		0- 0
1- 1	0- 1		0- 0		NEUTRAL		0- 0		1- 0		0- 0

RPI 1-25				RPI 26-50				RPI 51-100				RPI 101+ Team's RPI: 144			
RPI	S	Opponent	Score	RPI	S	Opponent	Score	RPI	S	Opponent	Score	RPI	S	Opponent	Score
5	A	Mississippi St.	69 111	26	A	Georgia	65 78	55	A	Arizona St.	43 89	101	A	Auburn	68 58
9	H	Tennessee	85 90	28	H	LSU	57 62	60	A	Nebraska	69 80	152	A	Vanderbilt	73 78
11	A	South Carolina	42 90					86	A	Kentucky	57 78	152	N	Vanderbilt	88 76
15	H	Texas A&M	60 104					86	H	Kentucky	65 76	155	H	Samford	84 63
15	N	Texas A&M	52 82					94	A	Alabama	74 66	167	H	Ole Miss	73 72
24	A	Missouri	54 88					94	H	Alabama	76 83	170	H	Charlotte	73 72
24	H	Missouri	58 84									172	A	UTEP	61 64
												173	A	Oral Roberts	77 66
												177	H	UT Arlington	91 57
												178	H	Florida	51 65
												186	A	Kansas	60 71
												197	H	Tulsa	67 41
												216	H	Grambling	79 62
												223	N	New Mexico St.	69 60
												244	H	Abilene Christian	79 65
												335	H	Sam Houston St.	65 54

LAST 12 Division I GAMES:															
15	N	Texas A&M	52 82	24	H	Missouri	58 84								
152	N	Vanderbilt	88 76	9	H	Tennessee	85 90								
152	A	Vanderbilt	73 78	94	A	Alabama	74 66								
15	H	Texas A&M	60 104	86	H	Kentucky	65 76								
28	H	LSU	57 62	11	A	South Carolina	42 90								
86	A	Kentucky	57 78	24	A	Missouri	54 88								

Non-Div I Games:

Arkansas

Average RPI Win:	256	WON-LOST	WINNING	LAST 10	STRENGTH OF	OPP. STRENGTH	TEAM	ADJ.	CONF.	ADJ CONF.
Average RPI Loss:	149	RECORD	PCT. RANK	GAMES	SCHEDULE	OF SCHEDULE	RPI	RPI	RPI	RPI
DIV. I ONLY	15- 15	177	5- 5	312	167	221	221	22	22	
DIV. I NON-CONF.	5- 6	187	0- 0	166	68	171	171	23	23	

TOTALS	RPI 1-25	RPI 26-50	W-L RECORDS	RPI 51-100	RPI 101-999	RPI 201+				
15- 15	0- 1	0- 0	OVERALL	0- 4	15- 10	10- 3				
9- 5	0- 0	0- 0	HOME	0- 2	9- 3	6- 1				
6- 9	0- 1	0- 0	AWAY	0- 2	6- 6	4- 1				
0- 1	0- 0	0- 0	NEUTRAL	0- 0	0- 1	0- 1				
5- 6	0- 1	0- 0	NON-CONFERENCE	0- 2	5- 3	2- 0				
4- 1	0- 0	0- 0	HOME	0- 1	4- 0	2- 0				
1- 5	0- 1	0- 0	AWAY	0- 1	1- 3	0- 0				
0- 0	0- 0	0- 0	NEUTRAL	0- 0	0- 0	0- 0				
10- 9	0- 0	0- 0	CONFERENCE	0- 2	10- 7	8- 3				
5- 4	0- 0	0- 0	HOME	0- 1	5- 3	4- 1				
5- 4	0- 0	0- 0	AWAY	0- 1	5- 3	4- 1				
0- 1	0- 0	0- 0	NEUTRAL	0- 0	0- 1	0- 1				

RPI 1-25				RPI 26-50				RPI 51-100				RPI 101+ Team's RPI: 221			
RPI	S	Opponent	Score	RPI	S	Opponent	Score	RPI	S	Opponent	Score	RPI	S	Opponent	Score
14	A	South Fla.	55 98					54	A	Indiana	51 93	135	H	Texas St.	55 67
								58	H	Belmont	52 83	158	H	UT Martin	84 73
								96	A	Little Rock	43 53	160	A	Louisiana	53 60
								96	H	Little Rock	58 64	160	H	Louisiana	75 77
												167	A	Ole Miss	48 74
												169	A	Troy	78 95
												172	H	UTEP	76 73
												176	A	South Ala.	75 60
												177	H	UT Arlington	85 80
												178	A	Florida	70 69
												183	A	Pittsburgh	47 87
												197	A	Tulsa	58 68
												216	H	Grambling	76 56
												222	A	Coastal Caro.	70 63
												222	H	Coastal Caro.	65 73
												262	A	Appalachian St.	66 68
												262	H	Appalachian St.	69 52
												262 N	Appalachian St.	68 79	
												306	A	Georgia St.	75 58
												306	H	Georgia St.	76 63
												327	A	Ga. Southern	71 62
												327	H	Ga. Southern	69 48
												330	H	Tennessee St.	68 62
												338	A	La. -Monroe	80 73
												338	H	La. -Monroe	76 62
LAST 12 Division I GAMES:															
262 N		Appalachian St.	68 79	176	A	South Ala.	75 60								
338	A	La. -Monroe	80 73	169	A	Troy	78 95								
160	A	Louisiana	53 60	327	H	Ga. Southern	69 48								
222	H	Coastal Caro.	65 73	306	H	Georgia St.	76 63								
262	H	Appalachian St.	69 52	262	A	Appalachian St.	66 68								
96	H	Little Rock	58 64	222	A	Coastal Caro.	70 63								

Non-Div I Games:

Arkansas St.

Loss,
Non-Conf,
S Site,
H Home
A Away
N Neutral

Average RPI Win:	231	WON-LOST	WINNING	LAST 10	STRENGTH OF	OPP. STRENGTH	TEAM	ADJ.	CONF.	ADJ CONF.
Average RPI Loss:	132	RECORD	PCT. RANK	GAMES	SCHEDULE	OF SCHEDULE	RPI	RPI	RPI	RPI
DIV. I ONLY	16- 14	155	6- 4	162	220	153	153	15	15	
DIV. I NON-CONF.	6- 4	122	0- 0	223	293	146	146	18	18	

TOTALS	RPI 1-25	RPI 26-50	W-L RECORDS	RPI 51-100	RPI 101-999	RPI 201+				
16- 14	0- 1	0- 0	OVERALL	0- 7	16- 6	13- 5				
8- 6	0- 0	0- 0	HOME	0- 3	8- 3	6- 2				
8- 8	0- 1	0- 0	AWAY	0- 4	8- 3	7- 3				
0- 0	0- 0	0- 0	NEUTRAL	0- 0	0- 0	0- 0				
6- 4	0- 1	0- 0	NON-CONFERENCE	0- 0	6- 3	3- 2				
4- 1	0- 0	0- 0	HOME	0- 0	4- 1	2- 0				
2- 3	0- 1	0- 0	AWAY	0- 0	2- 2	1- 2				
0- 0	0- 0	0- 0	NEUTRAL	0- 0	0- 0	0- 0				
10- 10	0- 0	0- 0	CONFERENCE	0- 7	10- 3	10- 3				
4- 5	0- 0	0- 0	HOME	0- 3	4- 2	4- 2				
6- 5	0- 0	0- 0	AWAY	0- 4	6- 1	6- 1				
0- 0	0- 0	0- 0	NEUTRAL	0- 0	0- 0	0- 0				

RPI	S	Opponent	Score	RPI	S	Opponent	Score	RPI	S	Opponent	Score	RPI	S	Opponent	Score	Team's RPI: 153
25	A	Marquette	53 83					52	A	American	63 71	103	H	Delaware	59 70	
								52	A	American	49 60	120	H	Dartmouth	71 56	
								52	H	American	46 64	125	A	Yale	82 65	
								73	A	Navy	44 70	161	H	Binghamton	73 61	
								73	H	Navy	46 55	208	A	Lehigh	55 59	
								91	A	Bucknell	36 60	208	A	Lehigh	62 60	
								91	H	Bucknell	55 75	208	H	Lehigh	55 50	
												232	A	Boston U.	48 47	
												232	H	Boston U.	59 60	
												234	A	Lafayette	65 60	
												234	H	Lafayette	48 39	
												236	A	Loyola Maryland	69 62	
												236	H	Loyola Maryland	62 47	
												240	A	Holy Cross	66 57	
												240	H	Holy Cross	62 70	
												261	H	LIU Brooklyn	71 37	
												274	A	St. Francis Brooklyn	52 73	
												282	A	Fairleigh Dickinson	56 58	
												288	A	Colgate	62 54	
												288	H	Colgate	69 49	
												289	A	Air Force	65 59	
												339	H	NJIT	79 49	

LAST 12 Division I GAMES:																
								52	A	American	49 60	240	A	Holy Cross	66 57	
								208	A	Lehigh	62 60	73	H	Navy	46 55	
								91	H	Bucknell	55 75	234	H	Lafayette	48 39	
								232	A	Boston U.	48 47	52	A	American	63 71	
								288	H	Colgate	69 49	236	H	Loyola Maryland	62 47	
								208	H	Lehigh	55 50	288	A	Colgate	62 54	

Non-Div I Games: St. Joseph's (Brkln)107 46

Army West Point

Average RPI Win: 157

Average RPI Loss: 54

WON-LOST
RECORDWINNING
PCT. RANKLAST 10
GAMESSTRENGTH OF
SCHEDULEOPP. STRENGTH
OF SCHEDULETEAM
RPIADJ.
RPICONF.
RPIADJ CONF.
RPI

DIV. I ONLY	13- 15	201	4- 6	40	28	101	101	2	2
DIV. I NON-CONF.	8- 3	65	0- 0	173	120	80	80	2	2
TOTALS	RPI 1-25	RPI 26-50	W-L RECORDS	RPI 51-100	RPI 101-999	RPI 201+			
13- 15	0- 7	1- 2	OVERALL	3- 3	9- 3	2- 0			
10- 3	0- 2	1- 0	HOME	1- 0	8- 1	2- 0			
2- 9	0- 4	0- 2	AWAY	1- 3	1- 0	0- 0			
1- 3	0- 1	0- 0	NEUTRAL	1- 0	0- 2	0- 0			
8- 3	0- 0	0- 0	NON-CONFERENCE	2- 1	6- 2	2- 0			
5- 0	0- 0	0- 0	HOME	0- 0	5- 0	2- 0			
2- 1	0- 0	0- 0	AWAY	1- 1	1- 0	0- 0			
1- 2	0- 0	0- 0	NEUTRAL	1- 0	0- 2	0- 0			
5- 12	0- 7	1- 2	CONFERENCE	1- 2	3- 1	0- 0			
5- 3	0- 2	1- 0	HOME	1- 0	3- 1	0- 0			
0- 8	0- 4	0- 2	AWAY	0- 2	0- 0	0- 0			
0- 1	0- 1	0- 0	NEUTRAL	0- 0	0- 0	0- 0			

RPI	S	Opponent	Score	RPI	S	Opponent	Score	RPI	S	Opponent	Score	RPI	S	Opponent	Score	Team's RPI: 101
5	A	Mississippi St.	61 82	26	A	Georgia	48 60	54	A	Indiana	65 53	106	N	Chattanooga	41 50	
9	A	Tennessee	59 70	28	A	LSU	56 59	65	A	Virginia Tech	63 72	136	H	Louisiana Tech	75 59	
9	N	Tennessee	61 64	28	H	LSU	70 62	86	A	Kentucky	48 65	144	H	Arkansas	58 68	
11	A	South Carolina	63 71					94	A	Alabama	60 70	152	H	Vanderbilt	63 60	
15	A	Texas A&M	59 78					94	H	Alabama	69 60	160	A	Louisiana	70 60	
15	H	Texas A&M	73 82					99	N	Georgetown	60 40	165	H	N.C. A&T	63 53	
24	H	Missouri	51 59									167	H	Ole Miss	60 55	
												175	N	Northwestern	48 49	
												178	H	Florida	84 55	
												179	H	Southern U.	65 47	
												297	H	Southeastern La.	80 46	
												338	H	La.-Monroe	67 41	
LAST 12 Division I GAMES:																
		9 N Tennessee	61 64			28 H LSU	70 62									
		167 H Ole Miss	60 55			15 A Texas A&M	59 78									
		5 A Mississippi St.	61 82			86 A Kentucky	48 65									
		94 A Alabama	60 70			94 H Alabama	69 60									
		24 H Missouri	51 59			26 A Georgia	48 60									
		152 H Vanderbilt	63 60			28 A LSU	56 59									

Non-Div I Games: Xavier (LA) 70 44

Auburn

Average RPI Win:	290	WON-LOST	WINNING	LAST 10	STRENGTH OF	OPP. STRENGTH	TEAM	ADJ.	CONF.	ADJ CONF.
Average RPI Loss:	168	RECORD	PCT. RANK	GAMES	SCHEDULE	OF SCHEDULE	RPI	RPI	RPI	RPI
DIV. I ONLY	14- 14	177	4- 6	336	275	250	250	25	25	
DIV. I NON-CONF.	5- 4	146	0- 0	326	311	217	217	27	27	

TOTALS	RPI 1-25	RPI 26-50	W-L RECORDS	RPI 51-100	RPI 101-999	RPI 201+				
14- 14	0- 0	0- 1	OVERALL	0- 2	14- 11	13- 3				
8- 4	0- 0	0- 0	HOME	0- 1	8- 3	7- 0				
6- 9	0- 0	0- 0	AWAY	0- 1	6- 1	6- 0				
0- 1	0- 0	0- 0	NEUTRAL	0- 0	0- 1	0- 0				
5- 4	0- 0	0- 1	NON-CONFERENCE	0- 1	5- 2	5- 1				
2- 1	0- 0	0- 0	HOME	0- 1	2- 0	2- 0				
3- 3	0- 0	0- 1	AWAY	0- 0	3- 2	3- 1				
0- 0	0- 0	0- 0	NEUTRAL	0- 0	0- 0	0- 0				
9- 10	0- 0	0- 0	CONFERENCE	0- 1	9- 9	8- 2				
6- 3	0- 0	0- 0	HOME	0- 0	6- 3	5- 0				
3- 6	0- 0	0- 0	AWAY	0- 1	3- 5	3- 2				
0- 1	0- 0	0- 0	NEUTRAL	0- 0	0- 1	0- 0				

RPI 1-25				RPI 26-50				RPI 51-100				RPI 101+				Team's RPI: 250
RPI	S	Opponent	Score	RPI	S	Opponent	Score	RPI	S	Opponent	Score	RPI	S	Opponent	Score	
				45	A	Ball St.	57 89	58	A	Belmont	75 78	130	A	Butler	54 75	
								100	H	Western Ill.	68 81	158	A	UT Martin	66 100	
												158	H	UT Martin	69 62	
												163	A	SIUE	55 67	
												163	H	SIUE	38 61	
												163	N	SIUE	43 76	
												166	A	Jacksonville St.	47 65	
												166	H	Jacksonville St.	50 51	
												191	H	Morehead St.	59 66	
												230	A	Southeast Mo. St.	61 50	
												230	H	Southeast Mo. St.	66 65	
												239	A	Illinois	47 59	
												254	A	Northern Ky.	53 52	
												258	A	Lipscomb	71 63	
												294	A	Murray St.	65 91	
												294	H	Murray St.	75 69	
												310	A	Alabama A&M	55 52	
												312	A	Tennessee Tech	59 63	
												312	H	Tennessee Tech	53 52	
												315	H	Eastern Ky.	59 45	
												330	A	Tennessee St.	75 59	
												331	H	Ark. -Pine Bluff	97 61	
												345	A	Eastern Ill.	75 66	
												345	H	Eastern Ill.	69 59	
												349	H	Evansville	82 73	
LAST 12 Division I GAMES:																
				163	N	SIUE	43 76	294	A	Murray St.	65 91					
				294	H	Murray St.	75 69	230	A	Southeast Mo. St.	61 50					
				163	A	SIUE	55 67	158	A	UT Martin	66 100					
				166	H	Jacksonville St.	50 51	191	H	Morehead St.	59 66					
				312	H	Tennessee Tech	53 52	315	H	Eastern Ky.	59 45					
				345	A	Eastern Ill.	75 66	58	A	Belmont	75 78					

Non-Div I Games: Christian Bros. 73 50 Trevecca Nazarene 80 72

Austin Peay

■ Loss,
 ■ Non-Conf,
 ■ S Site,
 ■ Home
 ■ A Away
 N Neutral

Average RPI Win:	219	WON-LOST	WINNING	LAST 10	STRENGTH OF	OPP. STRENGTH	TEAM	ADJ.	CONF.	ADJ CONF.
Average RPI Loss:	120	RECORD	PCT. RANK	GAMES	SCHEDULE	OF SCHEDULE	RPI	RPI	RPI	RPI
DIV. I ONLY	16- 14	155	4- 6	183	128	157	157	14	14	
DIV. I NON-CONF.	5- 6	187	0- 0	199	126	209	209	11	11	

TOTALS	RPI 1-25	RPI 26-50	W-L RECORDS	RPI 51-100	RPI 101-999	RPI 201+				
16- 14	0- 0	0- 5	OVERALL	1- 1	15- 8	9- 1				
11- 4	0- 0	0- 2	HOME	1- 0	10- 2	6- 1				
5- 9	0- 0	0- 3	AWAY	0- 1	5- 5	3- 0				
0- 1	0- 0	0- 0	NEUTRAL	0- 0	0- 1	0- 0				
5- 6	0- 0	0- 3	NON-CONFERENCE	0- 0	5- 3	3- 1				
4- 2	0- 0	0- 1	HOME	0- 0	4- 1	3- 1				
1- 4	0- 0	0- 2	AWAY	0- 0	1- 2	0- 0				
0- 0	0- 0	0- 0	NEUTRAL	0- 0	0- 0	0- 0				
11- 8	0- 0	0- 2	CONFERENCE	1- 1	10- 5	6- 0				
7- 2	0- 0	0- 1	HOME	1- 0	6- 1	3- 0				
4- 5	0- 0	0- 1	AWAY	0- 1	4- 3	3- 0				
0- 1	0- 0	0- 0	NEUTRAL	0- 0	0- 1	0- 0				

RPI S Opponent	Score	RPI S Opponent	Score	RPI S Opponent	Score	RPI S Opponent	Score	Team's RPI: 157
26 H Georgi a	63 79	26 H Georgi a	63 79	79 A Saint Mary's (CA)	49 57	114 H Utah	77 68	
32 A Gonzaga	37 62	32 A Gonzaga	37 62	79 H Saint Mary's (CA)	63 54	116 A Colorado St.	54 56	
32 H Gonzaga	70 84					131 A San Francisco	73 76	
33 A Northern Colo.	74 79					131 H San Francisco	70 66	
44 A Cal i forni a	45 70					140 A Loyol a Marymount	67 55	
						140 H Loyol a Marymount	62 52	
						149 A Eastern Wash.	73 69	
						164 A San Di ego	69 70	
						164 H San Di ego	60 66	
						164 N San Di ego	56 61	
						185 A Paci fi c	76 83	
						185 H Paci fi c	77 65	
						198 A Washi ngton	72 80	
						212 H Montana St.	75 54	
						238 A Pepperdi ne	73 67	
						238 H Pepperdi ne	78 43	
						291 A Santa Clara	55 34	
						291 H Santa Clara	65 47	
						316 H Utah St.	69 76	
						318 A Portland	72 58	
						318 H Portland	73 35	
						324 H Utah Valley	75 54	
						329 H Southern Utah	75 67	
LAST 12 Di vi si on I GAMES:								
164 N San Di ego	56 61	291 A Santa Clara	55 34					
32 A Gonzaga	37 62	32 H Gonzaga	70 84					
318 H Portl and	73 35	140 H Loyol a Marymount	62 52					
164 H San Di ego	60 66	185 A Paci fi c	76 83					
238 H Pepperdi ne	78 43	79 H Saint Mary's (CA)	63 54					
131 A San Franci sco	73 76	164 A San Di ego	69 70					

Non-Di v I Games:

BYU

Average RPI Win: 163		WON-LOST	WINNING	LAST 10	STRENGTH OF		OPP. STRENGTH	TEAM	ADJ.	CONF.	ADJ CONF.
Loss: 59		RECORD	PCT. RANK	GAMES	SCHEDULE		OF SCHEDULE	RPI	RPI	RPI	RPI
DIV. I ONLY		23- 6	30	6- 2	129		87	45	45	8	8
DIV. I NON-CONF.		10- 0	1	0- 0	178		129	20	20	8	8
TOTALS		RPI 1-25	RPI 26-50		W-L RECORDS		RPI 51-100	RPI 101-999		RPI 201+	
23- 6	0- 3	0- 0		OVERALL		7- 2	16- 1		8- 0		
13- 2	0- 2	0- 0		HOME		5- 0	8- 0		5- 0		
10- 3	0- 1	0- 0		AWAY		2- 1	8- 1		3- 0		
0- 1	0- 0	0- 0		NEUTRAL		0- 1	0- 0		0- 0		
10- 0	0- 0	0- 0		NON-CONFERENCE		3- 0	7- 0		4- 0		
6- 0	0- 0	0- 0		HOME		2- 0	4- 0		3- 0		
4- 0	0- 0	0- 0		AWAY		1- 0	3- 0		1- 0		
0- 0	0- 0	0- 0		NEUTRAL		0- 0	0- 0		0- 0		
13- 6	0- 3	0- 0		CONFERENCE		4- 2	9- 1		4- 0		
7- 2	0- 2	0- 0		HOME		3- 0	4- 0		2- 0		
6- 3	0- 1	0- 0		AWAY		1- 1	5- 1		2- 0		
0- 1	0- 0	0- 0		NEUTRAL		0- 1	0- 0		0- 0		

RPI 1-25				RPI 26-50				Team's RPI: 45				RPI 51-100				RPI 101+			
RPI	S	Opponent	Score	RPI	S	Opponent	Score	RPI	S	Opponent	Score	RPI	S	Opponent	Score	RPI	S	Opponent	Score
19	H	Buffal o	80 84					56	H	Western Ky.	93 81	115	A	Ohio	76 80				
21	A	Central Mich.	80 88					62	A	Purdue	66 60	123	A	Cleveland St.	76 64				
21	H	Central Mich.	65 69					77	H	Miami (OH)	86 61	130	H	Butler	87 75				
								83	A	Toledo	66 72	146	A	Northern Ill.	72 50				
								83	H	Toledo	78 73	146	H	Northern Ill.	81 72				
								95	H	Missouri St.	70 58	148	A	Kent St.	79 58				
								97	A	Western Mich.	81 71	152	A	Vanderbilt	88 79				
								97	H	Western Mich.	85 58	200	A	Eastern Mich.	88 63				
								97	N	Western Mich.	54 65	200	H	Eastern Mich.	91 85				
												210	A	Bowling Green	84 73				
												210	H	Bowling Green	82 41				
												225	A	Akron	74 61				
												225	H	Akron	97 65				
												230	H	Southeast Mo. St.	69 56				
												250	H	Austin Peay	89 57				
												258	H	Lipscomb	84 46				
												330	A	Tennessee St.	85 65				
LAST 12 Division I GAMES:																			
								97	N	Western Mich.	54 65	97	A	Western Mich.	81 71				
								200	A	Eastern Mich.	88 63	200	H	Eastern Mich.	91 85				
								21	A	Central Mich.	80 88	115	A	Ohio	76 80				
								83	H	Toledo	78 73	225	H	Akron	97 65				
								97	H	Western Mich.	85 58	146	H	Northern Ill.	81 72				
								146	A	Northern Ill.	72 50	210	H	Bowling Green	82 41				

Non-Div I Games: Oakland and City 126 55

Ball St.

■ Loss, ■ Non-Conf, S Site, H Home A Away N Neutral

Average RPI	Win: 109	WON-LOST RECORD	WINNING PCT. RANK	LAST 10 GAMES	STRENGTH OF SCHEDULE	OPP. STRENGTH OF SCHEDULE	TEAM RPI	ADJ. RPI	CONF. RPI	ADJ CONF. RPI
Average RPI	Loss: 10									
DIV. I ONLY	31- 1	3	10- 0	26	24	3	3	4	4	
DIV. I NON-CONF.	10- 1	15	0- 0	71	61	12	12	5	5	

TOTALS	RPI 1-25	RPI 26-50	W-L RECORDS	RPI 51-100	RPI 101-999	RPI 201+				
31- 1	4- 1	2- 0	OVERALL	14- 0	11- 0	6- 0				
16- 0	2- 0	1- 0	HOME	6- 0	7- 0	4- 0				
10- 1	1- 1	1- 0	AWAY	4- 0	4- 0	2- 0				
5- 0	1- 0	0- 0	NEUTRAL	4- 0	0- 0	0- 0				
10- 1	1- 1	0- 0	NON-CONFERENCE	4- 0	5- 0	4- 0				
7- 0	1- 0	0- 0	HOME	2- 0	4- 0	3- 0				
1- 1	0- 1	0- 0	AWAY	0- 0	1- 0	1- 0				
2- 0	0- 0	0- 0	NEUTRAL	2- 0	0- 0	0- 0				
21- 0	3- 0	2- 0	CONFERENCE	10- 0	6- 0	2- 0				
9- 0	1- 0	1- 0	HOME	4- 0	3- 0	1- 0				
9- 0	1- 0	1- 0	AWAY	4- 0	3- 0	1- 0				
3- 0	1- 0	0- 0	NEUTRAL	2- 0	0- 0	0- 0				

RPI	S	Opponent	Score	RPI	S	Opponent	Score	RPI	S	Opponent	Score	RPI	S	Opponent	Score
10	A	UCLA	68 82	35	A	Okl ahoma	74 52	57	A	Okl ahoma St.	87 45	105	A	Iowa St.	79 50
12	A	Texas	93 87	35	H	Okl ahoma	74 65	57	H	Okl ahoma St.	77 64	105	H	Iowa St.	89 49
12	H	Texas	81 56					63	A	West Vi rgi ni a	83 72	119	H	Central Ark.	86 55
12	N	Texas	77 69					63	H	West Vi rgi ni a	80 54	186	A	Kansas	83 48
13	H	Stanford	81 57					67	N	Georgi a Tech	80 57	186	H	Kansas	88 51
								69	A	TCU	85 53	203	H	North Dakota	105 43
								69	H	TCU	83 63	218	A	Ni choll s St.	85 43
								69	N	TCU	94 48	252	A	Texas Tech	90 44
								86	H	Kentucky	90 63	252	H	Texas Tech	97 49
								88	A	Kansas St.	88 58	278	H	McNeese	95 34
								88	H	Kansas St.	75 50	322	H	Coppin St.	100 54
								88	N	Kansas St.	83 54				
								90	H	Lamar Uni versi ty	121 62				
								95	N	Missouri St.	100 58				
LAST 12 Di vi si on I GAMES:															
12	N	Texas	77 69	186	H	Kansas	88 51								
69	N	TCU	94 48	57	A	Okl ahoma St.	87 45								
88	N	Kansas St.	83 54	69	H	TCU	83 63								
63	H	West Vi rgi ni a	80 54	35	H	Okl ahoma	74 65								
69	A	TCU	85 53	252	A	Texas Tech	90 44								
12	A	Texas	93 87	57	H	Okl ahoma St.	77 64								

Non-Di v I Games:

Bayl or

Average RPI Win: 228	WON-LOST RECORD	WINNING PCT. RANK	LAST 10 GAMES	STRENGTH OF SCHEDULE	OPP. STRENGTH OF SCHEDULE	TEAM RPI	ADJ. RPI	CONF. RPI	ADJ. CONF. RPI
Average RPI Loss: 44									
DIV. I ONLY	30- 3	6	10- 0	256	219	58	58	25	25
DIV. I NON-CONF.	9- 3	61	0- 0	148	36	60	60	27	27

TOTALS	RPI 1-25	RPI 26-50	W-L RECORDS	RPI 51-100	RPI 101-999	RPI 201+			
30- 3	0- 1	1- 1	OVERALL	1- 1	28- 0	16- 0			
12- 1	0- 0	0- 0	HOME	0- 1	12- 0	8- 0			
13- 1	0- 0	0- 0	AWAY	0- 0	13- 0	7- 0			
5- 1	0- 1	1- 0	NEUTRAL	1- 0	3- 0	1- 0			
9- 3	0- 1	1- 1	NON-CONFERENCE	1- 1	7- 0	4- 0			
3- 1	0- 0	0- 0	HOME	0- 1	3- 0	2- 0			
4- 1	0- 0	0- 1	AWAY	0- 0	4- 0	2- 0			
2- 1	0- 1	1- 0	NEUTRAL	1- 0	0- 0	0- 0			
21- 0	0- 0	0- 0	CONFERENCE	0- 0	21- 0	12- 0			
9- 0	0- 0	0- 0	HOME	0- 0	9- 0	6- 0			
9- 0	0- 0	0- 0	AWAY	0- 0	9- 0	5- 0			
3- 0	0- 0	0- 0	NEUTRAL	0- 0	3- 0	1- 0			

RPI 1-25				RPI 26-50				RPI 51-100				Team's RPI : 58				RPI 101+			
RPI	S	Opponent	Score	RPI	S	Opponent	Score	RPI	S	Opponent	Score	RPI	S	Opponent	Score	RPI	S	Opponent	Score
13	N	Stanford	53 74	32	N	Gonzaga	71 63	53	N	FGCU	75 65	152	A	Vanderbilt	111 74				
				35	A	Oklahoma	73 96	85	H	Wright St.	81 91	155	H	Samford	83 46				
												158	A	UT Martin	65 63				
												158	N	UT Martin	63 56				
												163	A	SIUE	72 55				
												163	H	SIUE	86 64				
												166	A	Jacksonville St.	66 35				
												166	H	Jacksonville St.	71 55				
												166	N	Jacksonville St.	63 53				
												191	A	Morehead St.	83 62				
												191	H	Morehead St.	80 56				
												197	A	Tulsa	90 65				
												221	A	Arkansas St.	83 52				
												230	A	Southeast Mo. St.	67 57				
												247	H	Presbyterian	90 48				
												250	H	Austin Peay	78 75				
												258	A	Lipscomb	91 59				
												294	H	Murray St.	70 65				
												294	N	Murray St.	88 64				
												312	A	Tennessee Tech	68 60				
												312	H	Tennessee Tech	78 59				
												315	A	Eastern Ky.	77 55				
												315	H	Eastern Ky.	95 62				
												325	H	Fort Wayne	74 42				
												330	A	Tennessee St.	87 70				
												330	H	Tennessee St.	84 42				
												345	A	Eastern Ill.	86 58				
												345	H	Eastern Ill.	59 37				
				LAST 12 Division I GAMES:															
				158	N	UT Martin	63 56	315	H	Eastern Ky.	95 62								
				166	N	Jacksonville St.	63 53	312	A	Tennessee Tech	68 60								
				294	N	Murray St.	88 64	330	A	Tennessee St.	87 70								
				330	H	Tennessee St.	84 42	191	A	Morehead St.	83 62								
				166	A	Jacksonville St.	66 35	315	A	Eastern Ky.	77 55								
				191	H	Morehead St.	80 56	163	H	SIUE	86 64								

Average RPI Win:	266	WON-LOST	WINNING	LAST 10	STRENGTH OF	OPP. STRENGTH	TEAM	ADJ.	CONF.	ADJ CONF.
Average RPI Loss:	167	RECORD	PCT. RANK	GAMES	SCHEDULE	OF SCHEDULE	RPI	RPI	RPI	RPI
DIV. I ONLY	22- 6	35	8- 2	302	342	129	129	30	30	
DIV. I NON-CONF.	6- 4	122	0- 0	157	337	145	145	30	30	

TOTALS	RPI 1-25	RPI 26-50	W-L RECORDS	RPI 51-100	RPI 101-999	RPI 201+				
22- 6	0- 0	0- 1	OVERALL	0- 1	22- 4	18- 2				
10- 3	0- 0	0- 0	HOME	0- 1	10- 2	9- 1				
9- 2	0- 0	0- 1	AWAY	0- 0	9- 1	8- 1				
3- 1	0- 0	0- 0	NEUTRAL	0- 0	3- 1	1- 0				
6- 4	0- 0	0- 1	NON-CONFERENCE	0- 1	6- 2	3- 2				
3- 2	0- 0	0- 0	HOME	0- 1	3- 1	2- 1				
1- 2	0- 0	0- 1	AWAY	0- 0	1- 1	1- 1				
2- 0	0- 0	0- 0	NEUTRAL	0- 0	2- 0	0- 0				
16- 2	0- 0	0- 0	CONFERENCE	0- 0	16- 2	15- 0				
7- 1	0- 0	0- 0	HOME	0- 0	7- 1	7- 0				
8- 0	0- 0	0- 0	AWAY	0- 0	8- 0	7- 0				
1- 1	0- 0	0- 0	NEUTRAL	0- 0	1- 1	1- 0				

RPI	S	Opponent	Score	RPI	S	Opponent	Score	RPI	S	Opponent	Score	RPI	S	Opponent	Score
50	A	Miami (FL)	39 85	98	H	Jacksonville	58 68	135	N	Texas St.	62 56	154	A	Hampton	61 56
								154	N	Hampton	60 61	165	H	N.C. A&T	55 62
								179	H	Southern U.	68 56	199	N	Richmond	63 50
								217	A	Norfolk St.	58 51	217	H	Norfolk St.	60 45
								237	A	North Florida	63 70	243	H	Prairie View	77 52
								249	H	Grand Canyon	69 60	267	A	UMES	55 48
								267	H	UMES	73 61	267	N	UMES	71 65
								268	A	Howard	59 55	271	A	Morgan St.	64 57
								297	H	Southeastern La.	58 60	300	A	FIU	77 59
								317	H	South Carolina St.	68 50	321	H	N.C. Central	57 47
								322	A	Coppin St.	75 63	322	H	Coppin St.	64 38
								333	A	Delaware St.	68 60	336	A	Florida A&M	62 42
								336	H	Florida A&M	44 42	341	H	Savannah St.	75 54
LAST 12 Division I GAMES:															
154	N	Hampton	60 61	322	A	Coppin St.	75 63	321	H	N.C. Central	57 47	267	H	UMES	73 61
267	N	UMES	71 65	217	H	Norfolk St.	60 45	322	H	Coppin St.	64 38	154	A	Hampton	61 56
336	A	Florida A&M	62 42	322	H	Coppin St.	64 38								
165	H	N.C. A&T	55 62												
341	H	Savannah St.	75 54												
271	A	Morgan St.	64 57												

Non-Div I Games: Edward Waters 101 60 Palm Beach Atl. 61 48

Bethune-Cookman

Average RPI		Win: 247	WON-LOST RECORD	WINNING PCT. RANK	LAST 10 GAMES	STRENGTH OF SCHEDULE	OPP. STRENGTH OF SCHEDULE	TEAM RPI	ADJ. RPI	CONF. RPI	ADJ. CONF. RPI
Loss: 130											
DIV. I ONLY			18- 11	100	6- 4	268	238	161	161	20	20
DIV. I NON-CONF.			8- 4	87	0- 0	299	231	155	155	24	24
TOTALS		RPI 1-25		RPI 26-50		W-L RECORDS		RPI 51-100		RPI 101-999	
18- 11	0- 0			0- 0		OVERALL		2- 4		16- 7	12- 0
7- 5	0- 0			0- 0		HOME		1- 2		6- 3	4- 0
10- 4	0- 0			0- 0		AWAY		1- 2		9- 2	7- 0
1- 2	0- 0			0- 0		NEUTRAL		0- 0		1- 2	1- 0
8- 4	0- 0			0- 0		NON-CONFERENCE		1- 1		7- 3	6- 0
3- 1	0- 0			0- 0		HOME		1- 0		2- 1	1- 0
4- 2	0- 0			0- 0		AWAY		0- 1		4- 1	4- 0
1- 1	0- 0			0- 0		NEUTRAL		0- 0		1- 1	1- 0
10- 7	0- 0			0- 0		CONFERENCE		1- 3		9- 4	6- 0
4- 4	0- 0			0- 0		HOME		0- 2		4- 2	3- 0
6- 2	0- 0			0- 0		AWAY		1- 1		5- 1	3- 0
0- 1	0- 0			0- 0		NEUTRAL		0- 0		0- 1	0- 0

RPI 1-25				RPI 26-50				RPI 51-100				RPI 101+				Team's RPI: 161	
RPI	S	Opponent	Score	RPI	S	Opponent	Score	RPI	S	Opponent	Score	RPI	S	Opponent	Score		
								61	H	Penn	77 72	120	H	Dartmouth	80 64		
								71	A	Maine	66 62	125	H	Yale	69 73		
								71	H	Maine	38 61	133	A	Hartford	45 61		
								82	A	Albany (NY)	46 63	133	H	Hartford	64 59		
								82	H	Albany (NY)	53 57	133	N	Hartford	68 72		
								91	A	Bucknell	59 64	153	A	Army West Point	61 73		
												180	A	New Hampshire	54 52		
												180	H	New Hampshire	61 63		
												188	A	Stony Brook	69 64		
												188	H	Stony Brook	59 67		
												197	N	Tulsa	55 60		
												253	A	Rider	76 54		
												266	A	Cornell	66 58		
												267	N	UMES	68 51		
												295	A	Vermont	62 48		
												295	H	Vermont	52 38		
												298	A	Bryant	55 47		
												323	A	UMBC	68 53		
												323	H	UMBC	81 51		
												329	A	Southern Utah	72 66		
												339	H	NJIT	67 36		
												348	A	UMass Lowell	76 46		
												348	H	UMass Lowell	52 38		
LAST 12 Division I GAMES:																	
								133	N	Hartford	68 72						
								133	A	Hartford	45 61						
								82	H	Albany (NY)	53 57						
								348	H	UMass Lowell	52 38						
								295	H	Vermont	52 38						
								323	A	UMBC	68 53						
								188	A	Stony Brook	69 64						
								71	H	Maine	38 61						
								295	A	Vermont	62 48						
								180	A	New Hampshire	54 52						
								323	H	UMBC	81 51						
								348	A	UMass Lowell	76 46						

Non-Div I Games: SUNY Cortland 90 36

Bi nghamton

■ Loss, ■ Non-Conf, S Site, H Home A Away N Neutral

Average RPI Win: 199		WON-LOST RECORD	WINNING PCT. RANK	LAST 10 GAMES	STRENGTH OF SCHEDULE	OPP. STRENGTH OF SCHEDULE	TEAM RPI	ADJ. RPI	CONF. RPI	ADJ. CONF. RPI
Average RPI Loss: 143										
DIV. I ONLY		21- 9	66	10- 0	220	121	112	112	16	16
DIV. I NON-CONF.		4- 5	202	0- 0	285	130	259	259	14	14
TOTALS		RPI 1-25	RPI 26-50	W-L RECORDS	RPI 51-100	RPI 101-999	RPI 201+			
21- 9	0- 0		0- 0	OVERALL	3- 4	18- 5	9- 1			
9- 5	0- 0		0- 0	HOME	2- 2	7- 3	3- 0			
9- 2	0- 0		0- 0	AWAY	1- 2	8- 0	5- 0			
3- 2	0- 0		0- 0	NEUTRAL	0- 0	3- 2	1- 1			
4- 5	0- 0		0- 0	NON-CONFERENCE	0- 1	4- 4	1- 1			
2- 3	0- 0		0- 0	HOME	0- 1	2- 2	0- 0			
2- 0	0- 0		0- 0	AWAY	0- 0	2- 0	1- 0			
0- 2	0- 0		0- 0	NEUTRAL	0- 0	0- 2	0- 1			
17- 4	0- 0		0- 0	CONFERENCE	3- 3	14- 1	8- 0			
7- 2	0- 0		0- 0	HOME	2- 1	5- 1	3- 0			
7- 2	0- 0		0- 0	AWAY	1- 2	6- 0	4- 0			
3- 0	0- 0		0- 0	NEUTRAL	0- 0	3- 0	1- 0			

RPI 1-25				RPI 26-50				RPI 51-100				RPI 101+				Team's RPI: 112	
RPI	S	Opponent	Score	RPI	S	Opponent	Score	RPI	S	Opponent	Score	RPI	S	Opponent	Score		
								76	A	Wyomi ng	67 63	109	H	Saint Francis (PA)	87 59		
								76	H	Wyomi ng	51 66	113	H	Washington St.	53 61		
								79	H	Saint Mary' s (CA)	72 74	116	A	Colorado St.	62 58		
								89	A	New Mexi co	83 100	116	H	Colorado St.	55 49		
								89	H	New Mexi co	91 85	116	N	Colorado St.	76 51		
								92	A	UNLV	54 77	145	H	Fresno St.	75 66		
								92	H	UNLV	69 60	149	A	Eastern Wash.	61 57		
												164	N	San Diego	52 72		
												174	A	Nevada	63 55		
												174	H	Nevada	68 72		
												174	N	Nevada	62 60		
												193	H	CSU Bakersfi el d	59 65		
												198	H	Washing ton	85 62		
												270	A	San Di ego St.	86 70		
												270	H	San Di ego St.	64 53		
												277	A	San Jose St.	112 80		
												289	A	Air Force	58 47		
												289	H	Air Force	49 46		
												289	N	Air Force	60 46		
												305	N	Northern Ari z.	60 62		
												316	A	Utah St.	64 42		
												316	H	Utah St.	68 60		
												318	A	Portl and	73 47		
LAST 12 Division I GAMES:																	
								174	N	Nevada	62 60	289	A	Air Force	58 47		
								116	N	Colo rado St.	76 51	174	A	Nevada	63 55		
								289	N	Air Force	60 46	316	H	Utah St.	68 60		
								76	A	Wyomi ng	67 63	89	H	New Mexi co	91 85		
								270	H	San Diego St.	64 53	92	A	UNLV	54 77		
								116	H	Colo rado St.	55 49	289	H	Air Force	49 46		

Boi se St.

Average RPI Win:	169	WON-LOST	WINNING	LAST 10	STRENGTH OF	OPP. STRENGTH	TEAM	ADJ.	CONF.	ADJ CONF.
Average RPI Loss:	88	RECORD	PCT. RANK	GAMES	SCHEDULE	OF SCHEDULE	RPI	RPI	RPI	RPI
DIV. I ONLY	7- 23	303	1- 9	37	46	209	209	1	1	
DIV. I NON-CONF.	5- 8	220	0- 0	169	215	233	233	1	1	

TOTALS	RPI 1-25	RPI 26-50	W-L RECORDS	RPI 51-100	RPI 101-999	RPI 201+				
7- 23	0- 6	0- 5	OVERALL	2- 3	5- 9	2- 4				
6- 9	0- 2	0- 3	HOME	2- 1	4- 3	1- 1				
1- 13	0- 4	0- 2	AWAY	0- 2	1- 4	1- 2				
0- 1	0- 0	0- 0	NEUTRAL	0- 0	0- 1	0- 0				
5- 8	0- 0	0- 1	NON-CONFERENCE	2- 1	3- 6	2- 4				
4- 3	0- 0	0- 0	HOME	2- 1	2- 2	1- 1				
1- 5	0- 0	0- 1	AWAY	0- 0	1- 4	1- 3				
0- 0	0- 0	0- 0	NEUTRAL	0- 0	0- 0	0- 0				
2- 15	0- 6	0- 4	CONFERENCE	0- 2	2- 3	0- 0				
2- 6	0- 2	0- 3	HOME	0- 0	2- 1	0- 0				
0- 8	0- 4	0- 1	AWAY	0- 2	0- 1	0- 0				
0- 1	0- 0	0- 0	NEUTRAL	0- 0	0- 1	0- 0				

RPI 1-25				RPI 26-50				RPI 51-100				RPI 101+ Team's RPI: 209			
RPI	S	Opponent	Score	RPI	S	Opponent	Score	RPI	S	Opponent	Score	RPI	S	Opponent	Score
2	A	Notre Dame	60 89	31	H	Virginia	57 68	65	A	Virginia Tech	58 89	108	H	Wake Forest	59 67
2	H	Notre Dame	55 89	37	A	Syracuse	63 69	67	A	Georgia Tech	43 67	117	H	North Carolina	77 64
4	H	Louisville	52 87	37	H	Syracuse	57 75	71	H	Maine	40 61	117	N	North Carolina	64 69
8	A	Florida St.	39 67	41	A	Minnesota	68 78	80	H	Houston	79 74	120	A	Dartmouth	57 68
16	A	NC State	54 72	50	H	Miami (FL)	43 65	84	H	Fordham	55 52	122	H	Seton Hall	53 73
18	A	Duke	50 75									168	A	Clemson	61 65
												180	H	New Hampshire	64 55
												183	H	Pittsburgh	72 61
												211	A	Columbia	60 68
												219	A	Providence	55 63
												232	A	Boston U.	57 61
												240	A	Holy Cross	70 61
												272	H	Fairfield	58 66
												298	H	Bryant	65 42

LAST 12 Division I GAMES:															
117	N	North Carolina	64 69	67	A	Georgia Tech	43 67								
37	A	Syracuse	63 69	16	A	NC State	54 72								
8	A	Florida St.	39 67	108	H	Wake Forest	59 67								
2	H	Notre Dame	55 89	37	H	Syracuse	57 75								
4	H	Louisville	52 87	18	A	Duke	50 75								
183	H	Pittsburgh	72 61	50	H	Miami (FL)	43 65								

Non-Div I Games:

Boston College

Average RPI Win:	225	WON-LOST	WINNING	LAST 10	STRENGTH OF	OPP. STRENGTH	TEAM	ADJ.	CONF.	ADJ CONF.
Average RPI Loss:	147	RECORD	PCT. RANK	GAMES	SCHEDULE	OF SCHEDULE	RPI	RPI	RPI	RPI
DIV. I ONLY	10- 19	249	2- 8	172	181	232	232	15	15	
DIV. I NON-CONF.	5- 5	170	0- 0	170	153	147	147	18	18	

TOTALS	RPI 1-25	RPI 26-50	W-L RECORDS	RPI 51-100	RPI 101-999	RPI 201+				
10- 19	0- 0	0- 1	OVERALL	0- 7	10- 11	7- 7				
4- 9	0- 0	0- 1	HOME	0- 3	4- 5	3- 3				
6- 10	0- 0	0- 0	AWAY	0- 4	6- 6	4- 4				
0- 0	0- 0	0- 0	NEUTRAL	0- 0	0- 0	0- 0				
5- 5	0- 0	0- 1	NON-CONFERENCE	0- 1	5- 3	3- 0				
2- 2	0- 0	0- 1	HOME	0- 0	2- 1	1- 0				
3- 3	0- 0	0- 0	AWAY	0- 1	3- 2	2- 0				
0- 0	0- 0	0- 0	NEUTRAL	0- 0	0- 0	0- 0				
5- 14	0- 0	0- 0	CONFERENCE	0- 6	5- 8	4- 7				
2- 7	0- 0	0- 0	HOME	0- 3	2- 4	2- 3				
3- 7	0- 0	0- 0	AWAY	0- 3	3- 4	2- 4				
0- 0	0- 0	0- 0	NEUTRAL	0- 0	0- 0	0- 0				

RPI	S	Opponent	Score	RPI	S	Opponent	Score	RPI	S	Opponent	Score	RPI	S	Opponent	Score	Team's RPI: 232
46	H	UCF	32 47	51	A	Harvard	70 80	103	A	Delaware	85 79	143	H	Northeastern	74 73	
				52	A	Ameri can	50 66	153	A	Army West Point	60 59	153	H	Army West Point	47 48	
				52	H	Ameri can	54 61	153	H	Marist	52 80	171	A	Brown	68 92	
				73	A	Navy	48 59	171	A	New Hampshi re	57 72	208	A	Lehi gh	58 74	
				73	H	Navy	59 64	208	H	Lehi gh	56 65	209	H	Boston College	61 57	
				91	A	Bucknel I	57 67	234	A	Lafayette	41 44	234	A	Lafayette	61 66	
				91	H	Bucknel I	58 63	234	H	Lafayette	45 47	236	A	Loyol a Maryl and	52 65	
								236	H	Loyol a Maryl and	75 56	240	A	Hol y Cross	64 58	
								240	H	Hol y Cross	57 60	288	A	Col gate	62 49	
								288	H	Col gate	66 64	295	A	Vermont	57 41	
								298	A	Bryant	78 61					
LAST 12 Division I GAMES:																
234	A	Lafayette	61 66	240	A	Hol y Cross	64 58									
236	A	Loyol a Maryl and	52 65	288	H	Col gate	66 64									
153	H	Army West Point	47 48	208	H	Lehi gh	56 65									
234	A	Lafayette	41 44	91	A	Bucknel I	57 67									
73	A	Navy	48 59	234	H	Lafayette	45 47									
52	H	Ameri can	54 61	73	H	Navy	59 64									

Non-Div I Games:

Boston U.

Bowling Green

Through Games Of March 9, 2018

Average RPI Win:	235	WON-LOST	WINNING	LAST 10	STRENGTH OF	OPP. STRENGTH	TEAM	ADJ.	CONF.	ADJ CONF.
Average RPI Loss:	96	RECORD	PCT. RANK	GAMES	SCHEDULE	OF SCHEDULE	RPI	RPI	RPI	RPI
DIV. I ONLY	10- 19	249	1- 9	108	108	210	210	8	8	
DIV. I NON-CONF.	7- 3	74	0- 0	221	336	112	112	8	8	

TOTALS	RPI 1-25	RPI 26-50	W-L RECORDS	RPI 51-100	RPI 101-999	RPI 201+				
10- 19	0- 3	0- 3	OVERALL	0- 6	10- 7	8- 1				
5- 8	0- 1	0- 1	HOME	0- 3	5- 3	4- 1				
3- 11	0- 2	0- 2	AWAY	0- 3	3- 4	2- 0				
2- 0	0- 0	0- 0	NEUTRAL	0- 0	2- 0	2- 0				
7- 3	0- 0	0- 1	NON-CONFERENCE	0- 0	7- 2	6- 1				
3- 1	0- 0	0- 0	HOME	0- 0	3- 1	3- 1				
2- 2	0- 0	0- 1	AWAY	0- 0	2- 1	1- 0				
2- 0	0- 0	0- 0	NEUTRAL	0- 0	2- 0	2- 0				
3- 16	0- 3	0- 2	CONFERENCE	0- 6	3- 5	2- 0				
2- 7	0- 1	0- 1	HOME	0- 3	2- 2	1- 0				
1- 9	0- 2	0- 1	AWAY	0- 3	1- 3	1- 0				
0- 0	0- 0	0- 0	NEUTRAL	0- 0	0- 0	0- 0				

RPI 1-25				RPI 26-50				RPI 51-100				RPI 101+ Team's RPI: 210			
RPI	S	Opponent	Score	RPI	S	Opponent	Score	RPI	S	Opponent	Score	RPI	S	Opponent	Score
19	A	Buffalo	38 74	27	A	South Dakota St.	44 76	77	A	Miami (OH)	64 92	104	A	Cincinnati	51 75
19	H	Buffalo	67 88	45	A	Ball St.	41 82	77	H	Miami (OH)	62 66	115	A	Ohio	58 69
21	A	Central Mich.	54 90	45	H	Ball St.	73 84	83	H	Toledo	67 77	115	H	Ohio	63 70
								97	A	Western Mich.	71 85	134	A	Robert Morris	64 62
								97	A	Western Mich.	58 67	146	A	Northern Ill.	68 73
								97	H	Western Mich.	67 81	148	A	Kent St.	57 81
												148	H	Kent St.	60 50
												200	H	Eastern Mich.	52 54
												217	N	Norfolk St.	59 50
												224	H	Xavier	63 53
												225	A	Akron	66 64
												225	H	Akron	84 63
												242	N	Fla. Atlantic	66 55
												286	H	Canisius	57 71
												290	H	Valparaiso	90 77
												315	H	Eastern Ky.	77 60
												326	A	Detroit Mercy	85 81

LAST 12 Division I GAMES:															
97	A	Western Mich.	71 85	146	A	Northern Ill.	68 73								
19	A	Buffalo	38 74	97	H	Western Mich.	67 81								
225	H	Akron	84 63	77	H	Miami (OH)	62 66								
77	A	Miami (OH)	64 92	148	A	Kent St.	57 81								
19	H	Buffalo	67 88	83	H	Toledo	67 77								
115	A	Ohio	58 69	45	A	Ball St.	41 82								

Non-Div I Games: Ferris St. 82 73

Bowling Green

Loss,
Non-Conf,
S Site,
H Home
A Away
N Neutral

Average RPI Win: 285	WON-LOST RECORD	WINNING PCT. RANK	LAST 10 GAMES	STRENGTH OF SCHEDULE	OPP. STRENGTH OF SCHEDULE	TEAM RPI	ADJ. RPI	CONF. RPI	ADJ CONF. RPI
Average RPI Loss: 158									
DIV. I ONLY	12- 18	228	2- 8	310	262	269	269	24	24
DIV. I NON-CONF.	5- 5	170	0- 0	242	288	198	198	21	21

TOTALS	RPI 1-25	RPI 26-50	W-L RECORDS	RPI 51-100	RPI 101-999	RPI 201+			
12- 18	0- 1	0- 0	OVERALL	1- 5	11- 12	11- 6			
5- 8	0- 0	0- 0	HOME	1- 2	4- 6	4- 3			
5- 9	0- 1	0- 0	AWAY	0- 2	5- 6	5- 3			
2- 1	0- 0	0- 0	NEUTRAL	0- 1	2- 0	2- 0			
5- 5	0- 1	0- 0	NON-CONFERENCE	1- 0	4- 4	4- 2			
3- 1	0- 0	0- 0	HOME	1- 0	2- 1	2- 0			
1- 4	0- 1	0- 0	AWAY	0- 0	1- 3	1- 2			
1- 0	0- 0	0- 0	NEUTRAL	0- 0	1- 0	1- 0			
7- 13	0- 0	0- 0	CONFERENCE	0- 5	7- 8	7- 4			
2- 7	0- 0	0- 0	HOME	0- 2	2- 5	2- 3			
4- 5	0- 0	0- 0	AWAY	0- 2	4- 3	4- 1			
1- 1	0- 0	0- 0	NEUTRAL	0- 1	1- 0	1- 0			

RPI 1-25				RPI 26-50				RPI 51-100				RPI 101+ Team's RPI: 269			
RPI	S	Opponent	Score	RPI	S	Opponent	Score	RPI	S	Opponent	Score	RPI	S	Opponent	Score
23	A	Green Bay	40 72					72	A	Drake	71 77	123	H	Cleveland St.	65 67
								72	H	Drake	75 84	128	A	UNI	50 63
								95	A	Missouri St.	54 74	128	H	UNI	40 51
								95	H	Missouri St.	65 71	146	A	Northern Ill.	52 76
								95	N	Missouri St.	68 76	162	A	Southern Ill.	53 62
								100	H	Western Ill.	87 80	162	H	Southern Ill.	62 63
												218	N	Nicholls St.	75 65
												230	A	Southeast Mo. St.	53 57
												239	A	Illinois	62 74
												241	H	Omaha	69 56
												245	A	Illinois St.	62 42
												245	H	Illinois St.	41 53
												264	A	Indiana St.	50 65
												264	H	Indiana St.	70 74
												290	A	Valparaiso	88 69
												290	H	Valparaiso	69 58
												307	A	Loyola Chicago	59 57
												307	H	Loyola Chicago	61 71
												332	H	Ill.-Chicago	58 48
												345	A	Eastern Ill.	67 52
												349	A	Evansville	117 59
												349	H	Evansville	92 47
												349	N	Evansville	77 49

LAST 12 Division I GAMES:															
				95	N	Missouri St.	68 76	349	H	Evansville	92 47				
				349	N	Evansville	77 49	162	A	Southern Ill.	53 62				
				245	H	Illinois St.	41 53	95	A	Missouri St.	54 74				
				128	A	UNI	50 63	307	H	Loyola Chicago	61 71				
				72	A	Drake	71 77	290	H	Valparaiso	69 58				
				264	H	Indiana St.	70 74	72	H	Drake	75 84				

Non-Div I Games: Lincoln (MO) 88 44

Bradley

Average RPI Win:	237	WON-LOST	WINNING	LAST 10	STRENGTH OF	OPP. STRENGTH	TEAM	ADJ.	CONF.	ADJ CONF.
Average RPI Loss:	97	RECORD	PCT. RANK	GAMES	SCHEDULE	OF SCHEDULE	RPI	RPI	RPI	RPI
DIV. I ONLY	14- 12	152	2- 8	219	131	171	171	9	9	
DIV. I NON-CONF.	11- 1	13	0- 0	313	287	99	99	9	9	

TOTALS	RPI 1-25	RPI 26-50	W-L RECORDS	RPI 51-100	RPI 101-999	RPI 201+				
14- 12	0- 0	0- 3	OVERALL	0- 4	14- 5	11- 2				
6- 6	0- 0	0- 2	HOME	0- 2	6- 2	5- 1				
6- 6	0- 0	0- 1	AWAY	0- 2	6- 3	5- 1				
2- 0	0- 0	0- 0	NEUTRAL	0- 0	2- 0	1- 0				
11- 1	0- 0	0- 1	NON-CONFERENCE	0- 0	11- 0	9- 0				
4- 1	0- 0	0- 1	HOME	0- 0	4- 0	4- 0				
5- 0	0- 0	0- 0	AWAY	0- 0	5- 0	4- 0				
2- 0	0- 0	0- 0	NEUTRAL	0- 0	2- 0	1- 0				
3- 11	0- 0	0- 2	CONFERENCE	0- 4	3- 5	2- 2				
2- 5	0- 0	0- 1	HOME	0- 2	2- 2	1- 1				
1- 6	0- 0	0- 1	AWAY	0- 2	1- 3	1- 1				
0- 0	0- 0	0- 0	NEUTRAL	0- 0	0- 0	0- 0				

Brown

Brown

RPI 1-25				RPI 26-50				RPI 51-100				RPI 101+				Team's RPI: 171	
RPI	S	Opponent	Score	RPI	S	Opponent	Score	RPI	S	Opponent	Score	RPI	S	Opponent	Score		
29	A	Princeton	44 79	29	H	Princeton	62 77	51	A	Harvard	85 87	120	A	Dartmouth	73 78		
29	H	Princeton	62 77					51	H	Harvard	74 86	120	H	Dartmouth	60 77		
44	H	Cal i forni a	79 89					61	A	Penn	56 67	125	A	Yal e	63 77		
								61	H	Penn	55 88	125	H	Yal e	81 71		
												154	N	Hampton	73 66		
												185	A	Paci fic	74 57		
												211	A	Col umbi a	84 80		
												211	H	Col umbi a	74 90		
												219	A	Provi dence	64 59		
												232	H	Boston U.	92 68		
												240	H	Holy Cross	82 78		
												248	H	Sacred Heart	102 77		
												266	A	Cornel I	68 70		
												266	H	Cornel I	85 59		
												268	A	Howard	85 81		
												287	A	Central Conn. St.	78 55		
												288	A	Col gate	83 73		
												298	H	Bryant	85 62		
												298	N	Bryant	72 60		

LAST 12 Di vi si on I GAMES:																	
61	A	Penn	56 67	211	A	Col umbi a	84 80										
29	A	Princeton	44 79	266	A	Cornel I	68 70										
266	H	Cornel I	85 59	29	H	Princeton	62 77										
211	H	Col umbi a	74 90	61	H	Penn	55 88										
120	H	Dartmouth	60 77	51	A	Harvard	85 87										
51	H	Harvard	74 86	120	A	Dartmouth	73 78										

Non-Di v I Games: Johnson & Wales (RI) 100 79

Brown

■ Loss,
 ■ Non-Conf,
 ■ S Site,
 ■ Home
 ■ A Away
 N Neutral

Average RPI Win: **284**
 Average RPI Loss: **195**

WON-LOST
RECORD

WINNING
PCT. RANK

LAST 10
GAMES

STRENGTH OF
SCHEDULE

OPP. STRENGTH
OF SCHEDULE

TEAM
RPI

ADJ.
RPI

CONF.
RPI

ADJ CONF.
RPI

DIV. I ONLY	9- 21	272	3- 7	280	308	298	298	29	29
DIV. I NON-CONF.	1- 10	327	0- 0	230	225	328	328	29	29

TOTALS	RPI 1-25	RPI 26-50	W-L RECORDS	RPI 51-100	RPI 101-999	RPI 201+			
9- 21	0- 0	0- 0	OVERALL	0- 2	9- 19	9- 10			
4- 9	0- 0	0- 0	HOME	0- 0	4- 9	4- 4			
4- 10	0- 0	0- 0	AWAY	0- 2	4- 8	4- 5			
1- 2	0- 0	0- 0	NEUTRAL	0- 0	1- 2	1- 1			
1- 10	0- 0	0- 0	NON-CONFERENCE	0- 2	1- 8	1- 3			
0- 4	0- 0	0- 0	HOME	0- 0	0- 4	0- 1			
0- 5	0- 0	0- 0	AWAY	0- 2	0- 3	0- 2			
1- 1	0- 0	0- 0	NEUTRAL	0- 0	1- 1	1- 0			
8- 11	0- 0	0- 0	CONFERENCE	0- 0	8- 11	8- 7			
4- 5	0- 0	0- 0	HOME	0- 0	4- 5	4- 3			
4- 5	0- 0	0- 0	AWAY	0- 0	4- 5	4- 3			
0- 1	0- 0	0- 0	NEUTRAL	0- 0	0- 1	0- 1			

RPI 1-25				RPI 26-50				RPI 51-100				RPI 101+ Team's RPI: 298			
RPI	S	Opponent	Score	RPI	S	Opponent	Score	RPI	S	Opponent	Score	RPI	S	Opponent	Score
								68	A	James Madison	36 67	109	A	Saint Francis (PA)	69 87
								71	A	Maine	68 70	109	H	Saint Francis (PA)	78 94
												133	H	Hartford	47 59
												134	A	Robert Morris	49 72
												134	H	Robert Morris	61 67
												161	H	Binghamton	47 55
												171	A	Brown	62 85
												171	N	Brown	60 72
												180	H	New Hampshire	65 74
												209	A	Boston College	42 65
												232	H	Boston U.	61 78
												240	A	Holy Cross	57 59
												248	A	Sacred Heart	81 73
												248	H	Sacred Heart	60 56
												248	N	Sacred Heart	63 80
												261	A	LIU Brooklyn	61 69
												261	H	LIU Brooklyn	75 56
												274	A	St. Francis Brooklyn	60 66
												274	H	St. Francis Brooklyn	73 63
												282	A	Fairleigh Dickinson	65 48
												282	H	Fairleigh Dickinson	69 77
												287	A	Central Conn. St.	59 66
												287	H	Central Conn. St.	66 50
												293	A	Mt. St. Mary's	67 64
												293	H	Mt. St. Mary's	63 68
												328	A	Wagner	70 60
												328	H	Wagner	66 75
												334	N	Rhode Island	58 52
LAST 12 Division I GAMES:															
				248	N	Sacred Heart	63 80					293	A	Mt. St. Mary's	67 64
				274	A	St. Francis Brooklyn	60 66					287	A	Central Conn. St.	59 66
				261	A	LIU Brooklyn	61 69					248	H	Sacred Heart	60 56
				109	H	Saint Francis (PA)	78 94					282	H	Fairleigh Dickinson	69 77
				134	H	Robert Morris	61 67					109	A	Saint Francis (PA)	69 87
				328	A	Wagner	70 60					134	A	Robert Morris	49 72

Non-Div I Games:

Bryant

B
u
c
k
n
e
l
lB
u
c
k
n
e
l
l

Bucknel I

ButlerButler

Butler

Average RPI Win:	280	WON-LOST	WINNING	LAST 10	STRENGTH OF	OPP. STRENGTH	TEAM	ADJ.	CONF.	ADJ CONF.
Average RPI Loss:	189	RECORD	PCT. RANK	GAMES	SCHEDULE	OF SCHEDULE	RPI	RPI	RPI	RPI
DIV. I ONLY	16- 12	128	8- 2	318	312	193	193	31	31	
DIV. I NON-CONF.	4- 8	239	0- 0	266	172	242	242	31	31	

TOTALS	RPI 1-25	RPI 26-50	W-L RECORDS	RPI 51-100	RPI 101-999	RPI 201+				
16- 12	0- 1	0- 0	OVERALL	0- 1	16- 10	15- 7				
7- 3	0- 0	0- 0	HOME	0- 0	7- 3	7- 2				
7- 9	0- 1	0- 0	AWAY	0- 1	7- 7	6- 5				
2- 0	0- 0	0- 0	NEUTRAL	0- 0	2- 0	2- 0				
4- 8	0- 1	0- 0	NON-CONFERENCE	0- 1	4- 6	3- 3				
2- 1	0- 0	0- 0	HOME	0- 0	2- 1	2- 0				
2- 7	0- 1	0- 0	AWAY	0- 1	2- 5	1- 3				
0- 0	0- 0	0- 0	NEUTRAL	0- 0	0- 0	0- 0				
12- 4	0- 0	0- 0	CONFERENCE	0- 0	12- 4	12- 4				
5- 2	0- 0	0- 0	HOME	0- 0	5- 2	5- 2				
5- 2	0- 0	0- 0	AWAY	0- 0	5- 2	5- 2				
2- 0	0- 0	0- 0	NEUTRAL	0- 0	2- 0	2- 0				

RPI 1-25				RPI 26-50				RPI 51-100				RPI 101+				Team's RPI: 193
RPI	S	Opponent	Score	RPI	S	Opponent	Score	RPI	S	Opponent	Score	RPI	S	Opponent	Score	
13	A	Stanford	34 57					59	A	South Dakota	50 66	112	A	Boise St.	65 59	
												147	A	Cal Poly	57 59	
												172	A	UTEP	56 67	
												196	H	UC Irvine	59 72	
												206	A	Seattle U	56 64	
												206	H	Seattle U	75 68	
												213	A	SMU	29 41	
												223	A	New Mexico St.	48 56	
												223	H	New Mexico St.	62 52	
												226	A	UC Riverside	65 68	
												241	H	Omaha	52 43	
												249	A	Grand Canyon	69 40	
												249	H	Grand Canyon	76 77	
												249	N	Grand Canyon	61 55	
												277	A	San Jose St.	57 67	
												283	A	UMKC	76 62	
												283	H	UMKC	58 60	
												308	A	UTRGV	67 64	
												308	H	UTRGV	71 30	
												308	N	UTRGV	70 59	
												319	H	Cal St. Fullerton	55 43	
												324	A	Utah Valley	64 60	
												324	H	Utah Valley	63 58	
												329	A	Southern Utah	46 45	
												346	A	Chicago St.	63 36	
												346	H	Chicago St.	63 49	

LAST 12 Division I GAMES:																
				249	N	Grand Canyon	61 55	308	H	UTRGV	71 30					
				308	N	UTRGV	70 59	223	H	New Mexico St.	62 52					
				249	H	Grand Canyon	76 77	283	A	UMKC	76 62					
				206	A	Seattle U	56 64	346	A	Chicago St.	63 36					
				324	A	Utah Valley	64 60	206	H	Seattle U	75 68					
				249	A	Grand Canyon	69 40	346	H	Chicago St.	63 49					

Non-Div I Games: Fresno Pacific 74 63 Whittier 72 35

C
S
U
NC
S
U
N

68 51

Loss, Non-Conf, S Site, H Home A Away N Neutral

Average RPI Win:	248	WON-LOST	WINNING	LAST 10	STRENGTH OF	OPP. STRENGTH	TEAM	ADJ.	CONF.	ADJ CONF.
Average RPI Loss:	148	RECORD	PCT. RANK	GAMES	SCHEDULE	OF SCHEDULE	RPI	RPI	RPI	RPI
DIV. I ONLY	16- 12	128	6- 4	208	257	147	147	21	21	
DIV. I NON-CONF.	5- 6	187	0- 0	154	302	162	162	19	19	

TOTALS	RPI 1-25	RPI 26-50	W-L RECORDS	RPI 51-100	RPI 101-999	RPI 201+				
16- 12	0- 0	0- 1	OVERALL	0- 3	16- 8	12- 2				
10- 2	0- 0	0- 0	HOME	0- 1	10- 1	6- 0				
6- 9	0- 0	0- 1	AWAY	0- 2	6- 6	6- 2				
0- 1	0- 0	0- 0	NEUTRAL	0- 0	0- 1	0- 0				
5- 6	0- 0	0- 1	NON-CONFERENCE	0- 1	5- 4	3- 1				
3- 1	0- 0	0- 0	HOME	0- 0	3- 1	1- 0				
2- 5	0- 0	0- 1	AWAY	0- 1	2- 3	2- 1				
0- 0	0- 0	0- 0	NEUTRAL	0- 0	0- 0	0- 0				
11- 6	0- 0	0- 0	CONFERENCE	0- 2	11- 4	9- 1				
7- 1	0- 0	0- 0	HOME	0- 1	7- 0	5- 0				
4- 4	0- 0	0- 0	AWAY	0- 1	4- 3	4- 1				
0- 1	0- 0	0- 0	NEUTRAL	0- 0	0- 1	0- 0				

RPI 1-25				RPI 26-50				RPI 51-100				RPI 101+				Team's RPI: 147	
RPI	S	Opponent	Score	RPI	S	Opponent	Score	RPI	S	Opponent	Score	RPI	S	Opponent	Score		
				41	A	Minnesota	68 112					131	A	San Francisco	71 83		
								66	A	UC Davis	77 85	131	H	San Francisco	88 83		
								66	H	UC Davis	76 80	134	H	Robert Morris	50 66		
								79	A	Saint Mary's (CA)	64 82	149	A	Eastern Wash.	72 75		
												193	H	CSU Bakersfield	59 57		
												194	A	CSUN	66 86		
												194	H	CSUN	84 71		
												194	N	CSUN	50 73		
												196	A	UC Irvine	66 107		
												196	H	UC Irvine	79 76		
												207	A	UC Santa Barbara	68 73		
												207	H	UC Santa Barbara	73 72		
												226	A	UC Riverside	87 82		
												226	H	UC Riverside	91 73		
												249	H	Grand Canyon	75 69		
												255	A	Hawaii	67 61		
												255	H	Hawaii	52 50		
												285	A	North Dakota St.	73 69		
												302	A	Long Beach St.	75 64		
												302	H	Long Beach St.	70 61		
												305	A	Northern Ariz.	89 73		
												319	A	Cal St. Fullerton	72 63		
												319	H	Cal St. Fullerton	63 56		
												324	A	Utah Valley	70 89		
LAST 12 Division I GAMES:																	
				194	N	CSUN	50 73	302	H	Long Beach St.	70 61						
				255	A	Hawaii	67 61	66	A	UC Davis	77 85						
				319	H	Cal St. Fullerton	63 56	226	H	UC Riverside	91 73						
				207	H	UC Santa Barbara	73 72	255	H	Hawaii	52 50						
				194	A	CSUN	66 86	319	A	Cal St. Fullerton	72 63						
				196	A	UC Irvine	66 107	302	A	Long Beach St.	75 64						

Non-Div I Games: Cal St. Monterey Bay 77 44

Cal Poly

Average RPI		Win: 282	WON-LOST RECORD	WINNING PCT. RANK	LAST 10 GAMES	STRENGTH OF SCHEDULE	OPP. STRENGTH OF SCHEDULE	TEAM RPI	ADJ. RPI	CONF. RPI	ADJ. CONF. RPI
188											
DIV. I ONLY			7- 21	297	1- 9	291	254	319	319	21	21
DIV. I NON-CONF.			4- 8	239	0- 0	301	322	280	280	19	19
TOTALS		RPI 1-25		RPI 26-50		W-L RECORDS	RPI 51-100	RPI 101-999		RPI 201+	
7- 21	0- 0		0- 0		OVERALL	0- 2	7- 19		7- 7		
5- 7	0- 0		0- 0		HOME	0- 1	5- 6		5- 1		
2- 13	0- 0		0- 0		AWAY	0- 1	2- 12		2- 6		
0- 1	0- 0		0- 0		NEUTRAL	0- 0	0- 1		0- 0		
4- 8	0- 0		0- 0		NON-CONFERENCE	0- 0	4- 8		4- 2		
2- 2	0- 0		0- 0		HOME	0- 0	2- 2		2- 0		
2- 5	0- 0		0- 0		AWAY	0- 0	2- 5		2- 2		
0- 1	0- 0		0- 0		NEUTRAL	0- 0	0- 1		0- 0		
3- 13	0- 0		0- 0		CONFERENCE	0- 2	3- 11		3- 5		
3- 5	0- 0		0- 0		HOME	0- 1	3- 4		3- 1		
0- 8	0- 0		0- 0		AWAY	0- 1	0- 7		0- 4		
0- 0	0- 0		0- 0		NEUTRAL	0- 0	0- 0		0- 0		

RPI 1-25				RPI 26-50				RPI 51-100				RPI 101+				Team's RPI: 319	
RPI	S	Opponent	Score	RPI	S	Opponent	Score	RPI	S	Opponent	Score	RPI	S	Opponent	Score		
								66	A	UC Davis	53	67	138	A	Idaho	60	80
								66	H	UC Davis	55	67	147	A	Cal Poly	56	63
													147	H	Cal Poly	63	72
													172	H	UTEP	91	92
													173	N	Oral Roberts	50	60
													181	H	Denver	58	83
													185	A	Pacific	65	81
													193	A	CSU Bakersfield	43	55
													194	A	CSUN	41	65
													194	H	CSUN	68	70
													196	A	UC Irvine	58	78
													196	H	UC Irvine	60	76
													207	A	UC Santa Barbara	59	78
													207	H	UC Santa Barbara	52	59
													226	A	UC Riverside	50	63
													226	H	UC Riverside	71	62
													235	A	Montana	47	68
													255	A	Hawaii	54	59
													255	H	Hawaii	69	57
													259	H	UTSA	55	46
													270	A	San Diego St.	58	59
													291	A	Santa Clara	73	69
													302	A	Long Beach St.	47	67
													302	H	Long Beach St.	67	61
													318	H	Portland	66	61
													324	A	Utah Valley	73	36
LAST 12 Division I GAMES:																	
				196	A	UC Irvine	58	78					207	H	UC Santa Barbara	52	59
				66	H	UC Davis	55	67					255	A	Hawaii	54	59
				147	A	Cal Poly	56	63					196	H	UC Irvine	60	76
				226	H	UC Riverside	71	62					147	H	Cal Poly	63	72
				302	A	Long Beach St.	47	67					66	A	UC Davis	53	67
				207	A	UC Santa Barbara	59	78					194	A	CSUN	41	65

Cal St. Fullerton

Average RPI	Win:	159	WON-LOST	WINNING	LAST 10	STRENGTH OF	OPP. STRENGTH	TEAM	ADJ.	CONF.	ADJ CONF.
Average RPI	Loss:	23	RECORD	PCT. RANK	GAMES	SCHEDULE	OF SCHEDULE	RPI	RPI	RPI	RPI
DIV. I ONLY		21- 10		76	6- 4	64	23	44	44	5	5
DIV. I NON-CONF.		9- 2		33	0- 0	51	102	24	24	3	3

TOTALS	RPI 1-25		RPI 26-50		W-L RECORDS	RPI 51-100		RPI 101-999		RPI 201+	
21- 10	1- 7		2- 1		OVERALL	2- 2		16- 0		5- 0	
12- 3	1- 2		1- 0		HOME	1- 1		9- 0		3- 0	
8- 6	0- 4		1- 1		AWAY	1- 1		6- 0		2- 0	
1- 1	0- 1		0- 0		NEUTRAL	0- 0		1- 0		0- 0	
9- 2	0- 2		0- 0		NON-CONFERENCE	2- 0		7- 0		3- 0	
5- 1	0- 1		0- 0		HOME	1- 0		4- 0		2- 0	
4- 1	0- 1		0- 0		AWAY	1- 0		3- 0		1- 0	
0- 0	0- 0		0- 0		NEUTRAL	0- 0		0- 0		0- 0	
12- 8	1- 5		2- 1		CONFERENCE	0- 2		9- 0		2- 0	
7- 2	1- 1		1- 0		HOME	0- 1		5- 0		1- 0	
4- 5	0- 3		1- 1		AWAY	0- 1		3- 0		1- 0	
1- 1	0- 1		0- 0		NEUTRAL	0- 0		1- 0		0- 0	

RPI 1-25				RPI 26-50				RPI 51-100				RPI 101+			
RPI	S	Opponent	Score	RPI	S	Opponent	Score	RPI	S	Opponent	Score	RPI	S	Opponent	Score
1	A	UConn	47 82	42	A	Oregon St.	48 68	55	A	Arizona St.	71 80	113	A	Washington St.	67 54
7	A	Oregon	54 91	49	A	Southern Cal i forni a	62 59	55	H	Arizona St.	42 57	113	H	Washington St.	66 60
10	A	UCLA	52 60	49	H	Southern Cal i forni a	76 64	79	H	Saint Mary's (CA)	87 80	114	H	Utah	84 73
10	H	UCLA	46 82					86	A	Kentucky	62 52	141	H	Colorado	78 76
10	N	UCLA	74 77									157	H	BYU	70 45
13	A	Stanford	69 74									164	H	San Di ego	89 64
13	H	Stanford	78 66									171	A	Brown	89 79
24	H	Mi ssouri	52 55									185	A	Paci fi c	92 85
												198	A	Washi ngton	83 67
												198	H	Washi ngton	69 60
												198	N	Washi ngton	71 68
												206	H	Seattle U	87 67
												265	H	Manhattan	87 66
												275	A	Ari zona	53 51
												275	H	Ari zona	63 39
												291	A	Santa Clara	79 41

LAST 12 Di vi si on I GAMES:															
10	N	UCLA	74 77	114	H	Utah	84 73								
198	N	Washi ngton	71 68	141	H	Colorado	78 76								
198	A	Washi ngton	83 67	42	A	Oregon St.	48 68								
113	A	Washi ngton St.	67 54	7	A	Oregon	54 91								
13	H	Stanford	78 66	55	H	Ari zona St.	42 57								
13	A	Stanford	69 74	275	H	Ari zona	63 39								

Non-Di v I Games:

Cal i forni a

Loss,
Non-Conf, S Site,
H Home
A Away
N Neutral

Average RPI Win:	281	WON-LOST	WINNING	LAST 10	STRENGTH OF	OPP. STRENGTH	TEAM	ADJ.	CONF.	ADJ CONF.
Average RPI Loss:	192	RECORD	PCT. RANK	GAMES	SCHEDULE	OF SCHEDULE	RPI	RPI	RPI	RPI
DIV. I ONLY	13- 15	201	4- 6	316	324	260	260	27	27	
DIV. I NON-CONF.	5- 4	146	0- 0	318	318	230	230	28	28	

TOTALS	RPI 1-25	RPI 26-50	W-L RECORDS	RPI 51-100	RPI 101-999	RPI 201+				
13- 15	0- 0	0- 1	OVERALL	0- 2	13- 12	12- 8				
7- 6	0- 0	0- 1	HOME	0- 1	7- 4	7- 2				
6- 8	0- 0	0- 0	AWAY	0- 0	6- 5	5- 4				
0- 1	0- 0	0- 0	NEUTRAL	0- 0	0- 1	0- 1				
5- 4	0- 0	0- 1	NON-CONFERENCE	0- 0	5- 3	5- 2				
2- 2	0- 0	0- 1	HOME	0- 0	2- 1	2- 1				
3- 2	0- 0	0- 0	AWAY	0- 0	3- 2	3- 1				
0- 0	0- 0	0- 0	NEUTRAL	0- 0	0- 0	0- 0				
8- 11	0- 0	0- 0	CONFERENCE	0- 2	8- 9	7- 6				
5- 4	0- 0	0- 0	HOME	0- 1	5- 3	5- 1				
3- 6	0- 0	0- 0	AWAY	0- 1	3- 5	2- 4				
0- 1	0- 0	0- 0	NEUTRAL	0- 0	0- 1	0- 1				

RPI	S	Opponent	Score	RPI	S	Opponent	Score	RPI	S	Opponent	Score	RPI	S	Opponent	Score
47	H	Mercer	57 58	87	A	Liberty	42 60	126	A	Radford	36 56	126	H	Radford	50 51
				87	H	Liberty	33 46	186	A	Kansas	48 66	187	A	High Point	51 44
								187	H	High Point	53 62	215	A	UNC Asheville	33 38
								215	H	UNC Asheville	52 60	215	N	UNC Asheville	42 47
								217	H	Norfolk St.	27 53	220	A	UNCG	72 61
								227	A	Gardner-Webb	73 44	227	H	Gardner-Webb	63 55
								247	A	Presbyterian	59 65	247	H	Presbyterian	53 40
								263	A	Col. of Charleston	53 45	268	A	Howard	61 63
								303	H	USC Upstate	69 49	304	H	Western Caro.	58 51
								320	A	Charleston So.	59 63	320	H	Charleston So.	58 49
								321	A	N. C. Central	58 51	343	A	Winthrop	72 48
								343	H	Winthrop	57 45	344	A	Longwood	50 57
								344	H	Longwood	58 48				
LAST 12 Division I GAMES:															
215	N	UNC Asheville	42 47	247	H	Presbyterian	53 40								
126	A	Radford	36 56	87	H	Liberty	33 46								
227	H	Gardner-Webb	63 55	320	A	Charleston So.	59 63								
343	H	Winthrop	57 45	187	A	High Point	51 44								
215	A	UNC Asheville	33 38	126	H	Radford	50 51								
344	A	Longwood	50 57	344	H	Longwood	58 48								

Non-Div I Games: William Peace 94 42 Columbia Int'l 78 39

Campbell

Average RPI	Win:	274	WON-LOST RECORD	WINNING PCT. RANK	LAST 10 GAMES	STRENGTH OF SCHEDULE	OPP. STRENGTH OF SCHEDULE	TEAM RPI	ADJ. RPI	CONF. RPI	ADJ CONF. RPI
Average RPI	Loss:	186									
DIV. I ONLY		10- 20		255	4- 6	278	285	286	286	28	28
DIV. I NON-CONF.		2- 9		295	0- 0	201	272	295	295	25	25

TOTALS	RPI 1-25		RPI 26-50		W-L RECORDS	RPI 51-100		RPI 101-999		RPI 201+	
10- 20	0- 1		0- 2		OVERALL	0- 2		10- 15		10- 10	
5- 9	0- 0		0- 1		HOME	0- 0		5- 8		5- 5	
5- 9	0- 0		0- 0		AWAY	0- 1		5- 0		5- 0	
0- 2	0- 0		0- 0		NEUTRAL	0- 0		0- 2		0- 1	
2- 9	0- 1		0- 0		NON-CONFERENCE	0- 2		2- 6		2- 3	
1- 4	0- 0		0- 0		HOME	0- 0		1- 4		1- 2	
1- 4	0- 1		0- 0		AWAY	0- 2		1- 1		1- 1	
0- 1	0- 0		0- 0		NEUTRAL	0- 0		0- 1		0- 0	
8- 11	0- 0		0- 2		CONFERENCE	0- 0		8- 9		8- 7	
4- 5	0- 0		0- 1		HOME	0- 0		4- 4		4- 3	
4- 5	0- 0		0- 1		AWAY	0- 0		4- 4		4- 3	
0- 1	0- 0		0- 0		NEUTRAL	0- 0		0- 1		0- 1	

RPI 1-25				RPI 26-50				RPI 51-100				RPI 101+ Team's RPI: 286			
RPI	S	Opponent	Score	RPI	S	Opponent	Score	RPI	S	Opponent	Score	RPI	S	Opponent	Score
19	A	Buffalo	47 73	36	A	Quinnipiac	39 64	77	A	Miami (OH)	47 72	111	N	Middle Tenn.	45 55
				36	H	Quinnipiac	55 84	91	A	Bucknell	57 76	159	A	Marist	47 58
												159	H	Marist	53 78
												190	H	Oakland	48 83
												191	H	Morehead St.	52 76
												202	A	Siena	59 68
												202	H	Siena	65 57
												210	A	Bowling Green	71 57
												231	A	Niagara	72 66
												231	H	Niagara	64 60
												253	A	Rider	54 70
												253	H	Rider	54 62
												257	H	St. Bonaventure	71 69
												265	A	Manhattan	39 58
												265	H	Manhattan	56 59
												266	H	Cornell	59 67
												272	H	Fairfield	52 56
												284	A	Monmouth	60 48
												284	H	Monmouth	62 50
												284	N	Monmouth	58 61
												288	H	Colgate	63 70
												308	A	UTRGV	46 63
												342	A	Iona	53 49
												347	A	Saint Peter's	66 53
												347	H	Saint Peter's	52 49

LAST 12 Division I GAMES:															
284	N	Monmouth	58 61	36	A	Quinnipiac	39 64	347	H	Saint Peter's	52 49				
202	A	Siena	59 68					231	H	Niagara	64 60				
231	A	Niagara	72 66					159	H	Marist	53 78				
253	H	Rider	54 62					36	H	Quinnipiac	55 84				
284	H	Monmouth	62 50					284	A	Monmouth	60 48				
159	A	Marist	47 58												

Non-Div I Games:

Canisius

Loss,
Non-Conf,
S Site,
H Home
A Away
N Neutral

Average RPI Win:	265	WON-LOST	WINNING	LAST 10	STRENGTH OF	OPP. STRENGTH	TEAM	ADJ.	CONF.	ADJ CONF.
Average RPI Loss:	121	RECORD	PCT. RANK	GAMES	SCHEDULE	OF SCHEDULE	RPI	RPI	RPI	RPI
DIV. I ONLY	18- 8	70	8- 2	265	249	119	119	26	26	
DIV. I NON-CONF.	3- 4	209	0- 0	61	24	85	85	26	26	

TOTALS	RPI 1-25	RPI 26-50	W-L RECORDS	RPI 51-100	RPI 101-999	RPI 201+				
18- 8	0- 3	0- 0	OVERALL	1- 0	17- 5	16- 2				
8- 2	0- 0	0- 0	HOME	1- 0	7- 2	7- 1				
7- 6	0- 0	0- 0	AWAY	0- 0	7- 0	7- 0				
3- 0	0- 0	0- 0	NEUTRAL	0- 0	3- 0	2- 0				
3- 4	0- 3	0- 0	NON-CONFERENCE	0- 0	3- 1	2- 0				
1- 0	0- 0	0- 0	HOME	0- 0	1- 0	1- 0				
0- 4	0- 3	0- 0	AWAY	0- 0	0- 1	0- 0				
2- 0	0- 0	0- 0	NEUTRAL	0- 0	2- 0	1- 0				
15- 4	0- 0	0- 0	CONFERENCE	1- 0	14- 4	14- 2				
7- 2	0- 0	0- 0	HOME	1- 0	6- 2	6- 1				
7- 2	0- 0	0- 0	AWAY	0- 0	7- 2	7- 1				
1- 0	0- 0	0- 0	NEUTRAL	0- 0	1- 0	1- 0				

RPI 1-25				RPI 26-50				RPI 51-100				RPI 101+ Team's RPI: 119			
RPI	S	Opponent	Score	RPI	S	Opponent	Score	RPI	S	Opponent	Score	RPI	S	Opponent	Score
3	A	Bayl or	55 86					90	H	Lamar Uni versi ty	51 39	118	A	SFA	46 59
9	A	Tennessee	34 77									118	H	SFA	50 55
15	A	Texas A&M	61 72									168	N	Cl emson	53 47
												176	A	South Ala.	43 64
												218	A	Ni choll s St.	69 48
												218	H	Ni choll s St.	60 42
												229	A	A&M-Corpus Christi	58 50
												233	H	New Orleans	48 52
												244	A	Abilene Christian	73 61
												244	H	Abilene Christian	63 45
												244	N	Abilene Christian	54 41
												278	A	McNeese	51 45
												285	N	North Dakota St.	68 45
												292	H	Al corn	75 52
												297	A	Southeastern La.	70 78
												297	H	Southeastern La.	63 47
												309	H	Houston Baptist	64 56
												313	A	Incarinate Word	57 35
												335	A	Sam Houston St.	73 53
												335	H	Sam Houston St.	69 44
												337	A	Northwestern St.	61 53
												337	H	Northwestern St.	59 39
LAST 12 Division I GAMES:															
244	N	Abilene Christian	54 41	278	A	McNeese	51 45								
337	H	Northwestern St.	59 39	309	H	Houston Baptist	64 56								
335	A	Sam Houston St.	73 53	297	A	Southeastern La.	70 78								
244	A	Abilene Christian	73 61	337	A	Northwestern St.	61 53								
118	H	SFA	50 55	118	A	SFA	46 59								
218	H	Nicholl s St.	60 42	244	H	Abilene Christian	63 45								

Non-Div I Games: Central Baptist 75 34 Williams Baptist 77 31 Crowley's Ridge 106 23 Hendrix 79 22 Central Ark.

Average RPI Win:	287	WON-LOST	WINNING	LAST 10	STRENGTH OF	OPP. STRENGTH	TEAM	ADJ.	CONF.	ADJ CONF.
Average RPI Loss:	179	RECORD	PCT. RANK	GAMES	SCHEDULE	OF SCHEDULE	RPI	RPI	RPI	RPI
DIV. I ONLY	7- 23	303	5- 5	168	310	287	287	29	29	
DIV. I NON-CONF.	0- 11	337	0- 0	82	166	302	302	29	29	

TOTALS	RPI 1-25	RPI 26-50	W-L RECORDS	RPI 51-100	RPI 101-999	RPI 201+				
7- 23	0- 0	0- 1	OVERALL	0- 4	7- 18	7- 9				
4- 9	0- 0	0- 0	HOME	0- 1	4- 8	4- 4				
3- 14	0- 0	0- 1	AWAY	0- 3	3- 10	3- 5				
0- 0	0- 0	0- 0	NEUTRAL	0- 0	0- 0	0- 0				
0- 11	0- 0	0- 1	NON-CONFERENCE	0- 4	0- 6	0- 2				
0- 4	0- 0	0- 0	HOME	0- 1	0- 3	0- 1				
0- 7	0- 0	0- 1	AWAY	0- 3	0- 3	0- 1				
0- 0	0- 0	0- 0	NEUTRAL	0- 0	0- 0	0- 0				
7- 12	0- 0	0- 0	CONFERENCE	0- 0	7- 12	7- 7				
4- 5	0- 0	0- 0	HOME	0- 0	4- 5	4- 3				
3- 7	0- 0	0- 0	AWAY	0- 0	3- 7	3- 4				
0- 0	0- 0	0- 0	NEUTRAL	0- 0	0- 0	0- 0				

RPI 1-25				RPI 26-50				RPI 51-100				RPI 101+ Team's RPI: 287			
RPI	S	Opponent	Score	RPI	S	Opponent	Score	RPI	S	Opponent	Score	RPI	S	Opponent	Score
				31	A	Virginia	59 103	63	A	West Virginia	52 102	109	A	Saint Francis (PA)	59 87
								74	A	Duquesne	58 83	109	H	Saint Francis (PA)	75 85
								82	H	Albany (NY)	60 72	125	H	Yale	62 75
								93	A	Penn St.	66 83	133	A	Hartford	52 68
												134	A	Robert Morris	47 66
												134	A	Robert Morris	54 60
												134	H	Robert Morris	51 67
												171	H	Brown	55 78
												188	A	Stony Brook	55 60
												248	A	Sacred Heart	73 71
												248	H	Sacred Heart	69 59
												261	A	LIU Brooklyn	57 63
												261	H	LIU Brooklyn	54 61
												271	H	Morgan St.	41 61
												274	A	St. Francis Brooklyn	83 77
												274	H	St. Francis Brooklyn	70 78
												282	A	Fairleigh Dickinson	49 78
												282	H	Fairleigh Dickinson	76 56
												293	A	Mt. St. Mary's	56 76
												293	H	Mt. St. Mary's	56 68
												295	A	Vermont	48 62
												298	A	Bryant	50 66
												298	H	Bryant	66 59
												328	A	Wagner	66 64
												328	H	Wagner	59 56

LAST 12 Division I GAMES:															
				134	A	Robert Morris	54 60	328	A	Wagner	66 64				
				261	A	LIU Brooklyn	57 63	298	H	Bryant	66 59				
				274	A	St. Francis Brooklyn	83 77	282	H	Fairleigh Dickinson	76 56				
				134	H	Robert Morris	51 67	248	A	Sacred Heart	73 71				
				109	H	Saint Francis (PA)	75 85	134	A	Robert Morris	47 66				
				293	A	Mt. St. Mary's	56 76	109	A	Saint Francis (PA)	59 87				

Non-Div I Games:

Central Conn. St.

Average RPI		Winn: 313	WON-LOST RECORD	WINNING PCT. RANK	LAST 10 GAMES	STRENGTH OF SCHEDULE	OPP. STRENGTH OF SCHEDULE	TEAM RPI	ADJ. RPI	CONF. RPI	ADJ. CONF. RPI
Loss: 193											
DIV. I ONLY		8- 20	279	2- 8		320	315	320	320	27	27
DIV. I NON-CONF.		2- 6	280	0- 0		336	256	335	335	28	28
TOTALS		RPI 1-25		RPI 26-50		W-L RECORDS		RPI 51-100	RPI 101-999	RPI 201+	
8- 20	0- 0		0- 0	OVERALL		0- 4		8- 16		8- 10	
4- 8	0- 0		0- 0	HOME		0- 1		4- 7		4- 5	
3- 11	0- 0		0- 0	AWAY		0- 1		3- 4		3- 2	
1- 1	0- 0		0- 0	NEUTRAL		0- 0		1- 1		1- 0	
2- 6	0- 0		0- 0	NON-CONFERENCE		0- 1		2- 5		2- 3	
1- 2	0- 0		0- 0	HOME		0- 0		1- 2		1- 2	
1- 3	0- 0		0- 0	AWAY		0- 1		1- 2		1- 1	
0- 1	0- 0		0- 0	NEUTRAL		0- 0		0- 1		0- 0	
6- 14	0- 0		0- 0	CONFERENCE		0- 3		6- 11		6- 7	
3- 6	0- 0		0- 0	HOME		0- 1		3- 5		3- 3	
2- 8	0- 0		0- 0	AWAY		0- 2		2- 6		2- 4	
1- 0	0- 0		0- 0	NEUTRAL		0- 0		1- 0		1- 0	

RPI 1-25				RPI 26-50				RPI 51-100				RPI 101+				Team's RPI: 320	
RPI	S	Opponent	Score	RPI	S	Opponent	Score	RPI	S	Opponent	Score	RPI	S	Opponent	Score		
								67	A	Georgia Tech	51	78	126	A	Radford	57	74
								87	A	Liberty	53	80	126	H	Radford	56	61
								87	A	Liberty	53	63	133	N	Hartford	43	62
								87	H	Liberty	57	95	168	A	Clemson	30	66
													187	A	High Point	49	52
													187	H	High Point	74	75
													215	A	UNC Asheville	69	71
													215	H	UNC Asheville	61	78
													227	A	Gardner-Webb	52	68
													227	H	Gardner-Webb	59	75
													247	A	Presbyterian	64	61
													247	H	Presbyterian	58	81
													258	H	Lipscomb	54	58
													260	A	Campbell	49	58
													260	H	Campbell	63	59
													300	A	FIU	70	77
													301	A	Wofford	68	45
													317	H	South Carolina St.	58	60
													322	H	Coppin St.	72	58
													343	A	Winthrop	56	62
													343	H	Winthrop	81	45
													344	A	Longwood	78	61
													344	H	Longwood	73	57
													344	N	Longwood	72	62
LAST 12 Division I GAMES:																	
								87	A	Liberty	53	80	227	H	Gardner-Webb	59	75
								344	N	Longwood	72	62	215	A	UNC Asheville	69	71
								247	H	Presbyterian	58	81	126	A	Radford	57	74
								343	A	Winthrop	56	62	260	H	Campbell	63	59
								87	H	Liberty	57	95	344	A	Longwood	78	61
								187	A	High Point	49	52	247	A	Presbyterian	64	61

Non-Div I Games:	Southern Wesleyan	94	56	Ersine	79	43
------------------	-------------------	----	----	--------	----	----

Charleston So.

■ Loss, ■ Non-Conf, S Site, H Home A Away N Neutral

Average RPI Win:	231	WON-LOST	WINNING	LAST 10	STRENGTH OF	OPP. STRENGTH	TEAM	ADJ.	CONF.	ADJ CONF.
Average RPI Loss:	121	RECORD	PCT. RANK	GAMES	SCHEDULE	OF SCHEDULE	RPI	RPI	RPI	RPI
DIV. I ONLY	14- 16	196	7- 3	132	165	170	170	18	18	
DIV. I NON-CONF.	4- 9	249	0- 0	99	110	218	218	20	20	

TOTALS	RPI 1-25	RPI 26-50	W-L RECORDS	RPI 51-100	RPI 101-999	RPI 201+				
14- 16	0- 1	0- 3	OVERALL	2- 1	12- 11	11- 3				
9- 4	0- 0	0- 2	HOME	1- 0	8- 2	8- 0				
5- 9	0- 0	0- 0	AWAY	1- 1	4- 8	3- 2				
0- 3	0- 1	0- 1	NEUTRAL	0- 0	0- 1	0- 1				
4- 9	0- 1	0- 3	NON-CONFERENCE	1- 0	3- 5	3- 1				
3- 2	0- 0	0- 2	HOME	1- 0	2- 0	2- 0				
1- 5	0- 0	0- 0	AWAY	0- 0	1- 5	1- 1				
0- 2	0- 1	0- 1	NEUTRAL	0- 0	0- 0	0- 0				
10- 7	0- 0	0- 0	CONFERENCE	1- 1	9- 6	8- 2				
6- 2	0- 0	0- 0	HOME	0- 0	6- 2	6- 0				
4- 4	0- 0	0- 0	AWAY	1- 1	3- 3	2- 1				
0- 1	0- 0	0- 0	NEUTRAL	0- 0	0- 1	0- 1				

RPI 1-25				RPI 26-50				RPI 51-100				RPI 101+ Team's RPI: 170			
RPI	S	Opponent	Score	RPI	S	Opponent	Score	RPI	S	Opponent	Score	RPI	S	Opponent	Score
22	N	Iowa	64 77	27	N	South Dakota St.	70 71	56	A	Western Ky.	61 83	102	H	Rice	55 62
				40	H	Rutgers	54 77	70	A	UAB	80 71	108	A	Wake Forest	69 71
				47	H	Mercer	74 90	74	H	Duquesne	75 72	111	A	Middle Tenn.	45 64
												111	H	Middle Tenn.	53 54
												136	A	Louisiana Tech	64 51
												144	A	Arkansas	72 73
												172	A	UTEP	58 67
												184	A	Davidson	66 68
												195	A	East Carolina	55 58
												204	A	North Texas	68 73
												204	N	North Texas	55 58
												205	A	Wisconsin	66 80
												214	A	Southern Miss.	85 79
												214	H	Southern Miss.	66 56
												215	A	UNC Asheville	51 47
												242	H	Fla. Atlantic	83 69
												259	H	UTSA	88 75
												279	A	Old Dominion	63 60
												279	H	Old Dominion	51 43
												300	H	FIU	80 57
												311	H	Marshall	67 61
												317	H	South Carolina St.	64 49
												322	H	Coppin St.	78 49
LAST 12 Division I GAMES:															
204	N	North Texas	55 58	136	A	Louisiana Tech	64 51								
242	H	Fla. Atlantic	83 69	259	H	UTSA	88 75								
279	H	Old Dominion	51 43	300	H	FIU	80 57								
111	H	Middle Tenn.	53 54	311	H	Marshall	67 61								
56	A	Western Ky.	61 83	111	A	Middle Tenn.	45 64								
70	A	UAB	80 71	214	A	Southern Miss.	85 79								

Non-Div I Games:

Charlotte

Loss,
Non-Conf, S Site,
H Home
A Away
N Neutral

Average RPI Win:	187	WON-LOST	WINNING	LAST 10	STRENGTH OF	OPP. STRENGTH	TEAM	ADJ.	CONF.	ADJ CONF.
Average RPI Loss:	106	RECORD	PCT. RANK	GAMES	SCHEDULE	OF SCHEDULE	RPI	RPI	RPI	RPI
DIV. I ONLY	17- 12	117	5- 5	109	112	106	106	17	17	
DIV. I NON-CONF.	9- 5	99	0- 0	33	39	58	58	16	16	

TOTALS	RPI 1-25	RPI 26-50	W-L RECORDS	RPI 51-100	RPI 101-999	RPI 201+				
17- 12	0- 1	0- 4	OVERALL	3- 1	14- 6	7- 1				
8- 5	0- 0	0- 2	HOME	1- 1	7- 2	4- 0				
6- 5	0- 1	0- 1	AWAY	1- 0	5- 3	3- 0				
3- 2	0- 0	0- 1	NEUTRAL	1- 0	2- 1	0- 1				
9- 5	0- 1	0- 2	NON-CONFERENCE	3- 1	6- 1	1- 0				
4- 2	0- 0	0- 1	HOME	1- 1	3- 0	1- 0				
2- 2	0- 1	0- 0	AWAY	1- 0	1- 1	0- 0				
3- 1	0- 0	0- 1	NEUTRAL	1- 0	2- 0	0- 0				
8- 7	0- 0	0- 2	CONFERENCE	0- 0	8- 5	6- 1				
4- 3	0- 0	0- 1	HOME	0- 0	4- 2	3- 0				
4- 3	0- 0	0- 1	AWAY	0- 0	4- 2	3- 0				
0- 1	0- 0	0- 0	NEUTRAL	0- 0	0- 1	0- 1				

RPI 1-25				RPI 26-50				RPI 51-100				RPI 101+				Team's RPI: 106
RPI	S	Opponent	Score	RPI	S	Opponent	Score	RPI	S	Opponent	Score	RPI	S	Opponent	Score	
23	A	Green Bay	30 60	29	N	Princeton	49 59	53	H	FGCU	68 61	101	N	Auburn	50 41	
				46	H	UCF	57 58	54	A	Indiana	64 61	107	A	ETSU	58 65	
				47	A	Mercer	56 65	65	H	Virginia Tech	44 64	107	H	ETSU	55 61	
				47	H	Mercer	50 71	99	N	Georgetown	54 41	154	H	Hampton	64 52	
												155	A	Samford	71 65	
												155	H	Samford	68 58	
												158	H	UT Martin	87 82	
												175	N	Northwestern	61 44	
												178	A	Florida	65 60	
												189	A	Furman	57 58	
												189	H	Furman	45 50	
												201	A	Stetson	67 78	
												220	A	UNCG	73 57	
												220	H	UNCG	49 42	
												220	N	UNCG	66 70	
												247	H	Presbyterian	71 51	
												301	A	Wofford	54 47	
												301	H	Wofford	76 46	
												304	A	Western Caro.	58 41	
												304	H	Western Caro.	47 32	

LAST 12 Division I GAMES:																
				220	N	UNCG	66 70	220	A	UNCG	73 57					
				155	A	Samford	71 65	304	A	Western Caro.	58 41					
				47	A	Mercer	56 65	47	H	Mercer	50 71					
				301	H	Wofford	76 46	155	H	Samford	68 58					
				189	H	Furman	45 50	189	A	Furman	57 58					
				107	H	ETSU	55 61	301	A	Wofford	54 47					

Non-Div I Games:

Chattanooga

Loss,
Non-Conf,
S Site,
H Home
A Away
N Neutral

Average RPI Win:	324	WON-LOST	WINNING	LAST 10	STRENGTH OF	OPP. STRENGTH	TEAM	ADJ.	CONF.	ADJ CONF.
Average RPI Loss:	211	RECORD	PCT. RANK	GAMES	SCHEDULE	OF SCHEDULE	RPI	RPI	RPI	RPI
DIV. I ONLY	1- 29	349	1- 9	273	323	346	346	31	31	
DIV. I NON-CONF.	0- 15	337	0- 0	217	268	342	342	31	31	

TOTALS	RPI 1-25	RPI 26-50	W-L RECORDS	RPI 51-100	RPI 101-999	RPI 201+				
1- 29	0- 0	0- 0	OVERALL	0- 4	1- 25	1- 16				
0- 14	0- 0	0- 0	HOME	0- 1	0- 13	0- 8				
1- 13	0- 0	0- 0	AWAY	0- 3	1- 10	1- 7				
0- 2	0- 0	0- 0	NEUTRAL	0- 0	0- 2	0- 1				
0- 15	0- 0	0- 0	NON-CONFERENCE	0- 4	0- 11	0- 4				
0- 7	0- 0	0- 0	HOME	0- 1	0- 6	0- 2				
0- 7	0- 0	0- 0	AWAY	0- 3	0- 4	0- 2				
0- 1	0- 0	0- 0	NEUTRAL	0- 0	0- 1	0- 0				
1- 14	0- 0	0- 0	CONFERENCE	0- 0	1- 14	1- 12				
0- 7	0- 0	0- 0	HOME	0- 0	0- 7	0- 6				
1- 6	0- 0	0- 0	AWAY	0- 0	1- 6	1- 5				
0- 1	0- 0	0- 0	NEUTRAL	0- 0	0- 1	0- 1				

RPI 1-25				RPI 26-50				RPI 51-100				RPI 101+ Team's RPI: 346			
RPI	S	Opponent	Score	RPI	S	Opponent	Score	RPI	S	Opponent	Score	RPI	S	Opponent	Score
								85	A	Wright St.	39 84	132	H	Milwaukee	59 84
								88	A	Kansas St.	51 99	146	H	Northern Ill.	59 80
								100	A	Western Ill.	54 71	150	A	Wichita St.	63 66
								100	H	Western Ill.	45 83	173	N	Oral Roberts	43 73
												175	H	Northwestern	36 63
												183	A	Pittsburgh	49 87
												191	H	Morehead St.	40 79
												193	A	CSU Bakersfield	49 63
												193	H	CSU Bakersfield	36 63
												206	A	Seattle U	60 72
												206	H	Seattle U	56 63
												223	A	New Mexico St.	59 74
												223	H	New Mexico St.	55 63
												223	N	New Mexico St.	60 84
												239	A	Illinois	56 66
												249	A	Grand Canyon	36 64
												249	H	Grand Canyon	43 59
												283	A	UMKC	47 106
												283	H	UMKC	47 59
												290	A	Valparaiso	60 71
												296	H	Jackson St.	69 87
												307	H	Loyola Chicago	28 46
												308	A	UTRGV	44 81
												308	H	UTRGV	62 69
												324	A	Utah Valley	84 74
												324	H	Utah Valley	30 68

								LAST 12 Division I GAMES:							
								223	N	New Mexico St.	60 84	324	A	Utah Valley	84 74
								283	H	UMKC	47 59	249	H	Grand Canyon	43 59
								308	H	UTRGV	62 69	193	H	CSU Bakersfield	36 63
								223	H	New Mexico St.	55 63	308	A	UTRGV	44 81
								283	A	UMKC	47 106	193	A	CSU Bakersfield	49 63
								206	A	Seattle U	60 72	249	A	Grand Canyon	36 64

Non-Div I Games:

Chicago St.

Cincinnati

Cincinnati				Through Games Of March 9, 2018							
Average RPI	Win:	193	WON-LOST	WINNING	LAST 10	STRENGTH OF	OPP. STRENGTH	TEAM	ADJ.	CONF.	ADJ CONF.
Average RPI	Loss:	91	RECORD	PCT. RANK	GAMES	SCHEDULE	OF SCHEDULE	RPI	RPI	RPI	RPI
DIV. I ONLY			18- 12	108	6- 4	120	82	104	104	7	7
DIV. I NON-CONF.			7- 5	132	0- 0	253	140	211	211	7	7

TOTALS		RPI 1-25		RPI 26-50		W-L RECORDS		RPI 51-100		RPI 101-999	RPI 201+
18- 12		0- 5		0- 1		OVERALL		3- 0		15- 6	7- 1
11- 6		0- 2		0- 1		HOME		2- 0		9- 3	5- 0
6- 5		0- 2		0- 0		AWAY		1- 0		5- 3	2- 1
1- 1		0- 1		0- 0		NEUTRAL		0- 0		1- 0	0- 0
7- 5		0- 1		0- 0		NON-CONFERENCE		1- 0		6- 4	6- 1
6- 3		0- 1		0- 0		HOME		1- 0		5- 2	5- 0
1- 2		0- 0		0- 0		AWAY		0- 0		1- 2	1- 1
0- 0		0- 0		0- 0		NEUTRAL		0- 0		0- 0	0- 0
11- 7		0- 4		0- 1		CONFERENCE		2- 0		9- 2	1- 0
5- 3		0- 1		0- 1		HOME		1- 0		4- 1	0- 0
5- 3		0- 2		0- 0		AWAY		1- 0		4- 1	1- 0
1- 1		0- 1		0- 0		NEUTRAL		0- 0		1- 0	0- 0

RPI 1-25				RPI 26-50				RPI 51-100				RPI 101+ Team's RPI: 104			
RPI	S	Opponent	Score	RPI	S	Opponent	Score	RPI	S	Opponent	Score	RPI	S	Opponent	Score
1	A	UConn	65 106	46	H	UCF	38 50	77	H	Miami (OH)	73 62	107	A	ETSU	77 87
1	N	UConn	21 75					80	A	Houston	88 82	109	H	Saint Francis (PA)	73 77
6	H	Ohio St.	76 87					80	H	Houston	61 57	124	H	Tulane	83 52
14	A	South Fla.	65 84									150	A	Wichita St.	75 69
14	H	South Fla.	46 69									182	A	Temple	70 52
												182	H	Temple	80 72
												183	H	Pittsburgh	46 66
												192	H	Memphis	64 53
												195	A	East Carolina	66 54
												195	H	East Carolina	70 79
												197	A	Tulsa	51 64
												197	H	Tulsa	78 41
												197	N	Tulsa	66 65
												210	H	Bowling Green	75 51
												213	A	SMU	58 40
												224	A	Xavier	50 53
												230	H	Southeast Mo. St.	65 52
												268	H	Howard	87 53
												279	A	Old Dominion	54 33
												297	H	Southeastern La.	82 43
												315	H	Eastern Ky.	64 53

LAST 12 Division I GAMES:															
		1 N UConn	21 75			124 H Tulane	83 52								
		197 N Tulsa	66 65			150 A Wichita St.	75 69								
		80 H Houston	61 57			1 A UConn	65 106								
		14 A South Fla.	65 84			46 H UCF	38 50								
		182 A Temple	70 52			195 H East Carolina	70 79								
		197 H Tulsa	78 41			213 A SMU	58 40								

Non-Div I Games: Slippery Rock 85 52

Cincinnati

Cincinnati

C
l
e
m
s
o
n

Clemson				Through Games Of March 9, 2018							
Average RPI	Win:	242	WON-LOST	WINNING	LAST 10	STRENGTH OF	OPP. STRENGTH	TEAM	ADJ.	CONF.	ADJ CONF.
Average RPI	Loss:	52	RECORD	PCT. RANK	GAMES	SCHEDULE	OF SCHEDULE	RPI	RPI	RPI	RPI
DIV. I ONLY			11- 19	241	0- 10	55	64	168	168	1	1
DIV. I NON-CONF.			10- 3	52	0- 0	192	289	98	98	1	1

TOTALS		RPI 1-25		RPI 26-50		W-L RECORDS		RPI 51-100	RPI 101-999	RPI 201+	
11- 19	0- 8			0- 3		OVERALL		1- 4	10- 4	8- 0	
7- 8	0- 4			0- 1		HOME		0- 1	7- 2	6- 0	
3- 8	0- 3			0- 2		AWAY		1- 2	2- 1	1- 0	
1- 3	0- 1			0- 0		NEUTRAL		0- 1	1- 1	1- 0	
10- 3	0- 2			0- 0		NON-CONFERENCE		1- 0	9- 1	7- 0	
6- 1	0- 1			0- 0		HOME		0- 0	6- 0	5- 0	
3- 0	0- 0			0- 0		AWAY		1- 0	2- 0	1- 0	
1- 2	0- 1			0- 0		NEUTRAL		0- 0	1- 1	1- 0	
1- 16	0- 6			0- 3		CONFERENCE		0- 4	1- 3	1- 0	
1- 7	0- 3			0- 1		HOME		0- 1	1- 2	1- 0	
0- 8	0- 3			0- 2		AWAY		0- 2	0- 1	0- 0	
0- 1	0- 0			0- 0		NEUTRAL		0- 1	0- 0	0- 0	

RPI 1-25				RPI 26-50				RPI 51-100				RPI 101+ Team's RPI: 168			
RPI	S	Opponent	Score	RPI	S	Opponent	Score	RPI	S	Opponent	Score	RPI	S	Opponent	Score
2	A	Notre Dame	37 90	31	A	Virginia	41 70	60	A	Nebraska	67 66	108	H	Wake Forest	55 61
4	A	Louisville	46 65	37	A	Syracuse	51 86	65	A	Virginia Tech	45 53	117	A	North Carolina	52 59
8	A	Florida St.	43 91	50	H	Miami (FL)	60 72	67	A	Georgia Tech	33 66	119	N	Central Ark.	47 53
8	H	Florida St.	47 69					67	H	Georgia Tech	48 60	136	A	Louisiana Tech	55 47
11	H	South Carolina	36 66					67	N	Georgia Tech	52 61	166	H	Jacksonville St.	53 45
16	H	NC State	41 62									183	H	Pittsburgh	42 58
18	H	Duke	35 60									209	H	Boston College	65 61
19	N	Buffalo	41 61									243	H	Prairie View	64 58
LAST 12 Division I GAMES:															
67	N	Georgia Tech	52 61	67	H	Georgia Tech	48 60	183	H	Pittsburgh	42 58	284	H	Monmouth	57 54
108	H	Wake Forest	55 61	16	H	NC State	41 62	37	A	Syracuse	51 86	299	H	Kennesaw St.	41 28
65	A	Virginia Tech	45 53	8	A	Florida St.	43 91	2	A	Notre Dame	37 90	300	A	FIU	67 65
8	A	Florida St.	43 91	18	H	Duke	35 60	209	H	Boston College	65 61	317	H	South Carolina St.	56 48
18	H	Duke	35 60	4	A	Louisville	46 65					320	H	Charleston So.	66 30
4	A	Louisville	46 65									326	N	Detroit Mercy	72 44

Non-Div I Games:

Clemson

Average RPI Win: 225		WON-LOST RECORD	WINNING PCT. RANK	LAST 10 GAMES	STRENGTH OF SCHEDULE	OPP. STRENGTH OF SCHEDULE	TEAM RPI	ADJ. RPI	CONF. RPI	ADJ. CONF. RPI
Average RPI Loss: 96										
DIV. I ONLY		19- 11	94	6- 4	188	159	123	123	11	11
DIV. I NON-CONF.		8- 3	65	0- 0	258	212	117	117	15	15
TOTALS		RPI 1-25	RPI 26-50	W-L RECORDS		RPI 51-100	RPI 101-999	RPI 201+		
19- 11	1- 1		0- 1	OVERALL		2- 4	16- 5	11- 0		
10- 4	1- 0		0- 1	HOME		1- 1	8- 2	5- 0		
8- 5	0- 1		0- 0	AWAY		1- 2	7- 2	6- 0		
1- 2	0- 0		0- 0	NEUTRAL		0- 1	1- 1	0- 0		
8- 3	0- 0		0- 1	NON-CONFERENCE		0- 1	8- 1	5- 0		
4- 1	0- 0		0- 1	HOME		0- 0	4- 0	2- 0		
3- 1	0- 0		0- 0	AWAY		0- 1	3- 0	3- 0		
1- 1	0- 0		0- 0	NEUTRAL		0- 0	1- 1	0- 0		
11- 8	1- 1		0- 0	CONFERENCE		2- 3	8- 4	6- 0		
6- 3	1- 0		0- 0	HOME		1- 1	4- 2	3- 0		
5- 4	0- 1		0- 0	AWAY		1- 1	4- 2	3- 0		
0- 1	0- 0		0- 0	NEUTRAL		0- 1	0- 0	0- 0		

RPI 1-25				RPI 26-50				RPI 51-100				RPI 101+				Team's RPI: 123	
RPI	S	Opponent	Score	RPI	S	Opponent	Score	RPI	S	Opponent	Score	RPI	S	Opponent	Score		
23	A	Green Bay	43 69	45	H	Ball St.	64 76	81	A	IUPUI	56 94	115	H	Ohio	71 64		
23	H	Green Bay	71 60					81	H	IUPUI	64 77	121	N	Saint Louis	64 80		
								83	A	Toledo	56 65	132	A	Milwaukee	72 79		
								85	A	Wright St.	70 63	132	H	Milwaukee	63 69		
								85	H	Wright St.	71 70	139	A	Youngstown St.	69 76		
								85	N	Wright St.	61 83	139	H	Youngstown St.	52 66		
												160	N	Louisiana	54 45		
												190	A	Oakland	86 66		
												190	H	Oakland	70 62		
												200	H	Eastern Mich.	77 65		
												231	A	Niagara	70 61		
												245	A	Illinois St.	56 47		
												254	A	Northern Ky.	70 65		
												254	H	Northern Ky.	72 49		
												269	A	Bradley	67 65		
												311	H	Marshall	85 76		
												326	A	Detroit Mercy	90 76		
												326	H	Detroit Mercy	75 50		
												332	A	Ill. -Chicago	64 42		
												332	H	Ill. -Chicago	70 67		
												345	H	Eastern Ill.	77 69		
LAST 12 Division I GAMES:																	
				85	N	Wright St.	61 83	332	A	Ill. -Chicago	64 42						
				139	A	Youngstown St.	69 76	190	A	Oakland	86 66						
				85	A	Wright St.	70 63	326	A	Detroit Mercy	90 76						
				132	H	Milwaukee	63 69	254	H	Northern Ky.	72 49						
				23	H	Green Bay	71 60	85	H	Wright St.	71 70						
				81	A	IUPUI	56 94	139	H	Youngstown St.	52 66						

Cleveland and St.

Average RPI Win:	247	WON-LOST	WINNING	LAST 10	STRENGTH OF	OPP. STRENGTH	TEAM	ADJ.	CONF.	ADJ CONF.
Average RPI Loss:	166	RECORD	PCT. RANK	GAMES	SCHEDULE	OF SCHEDULE	RPI	RPI	RPI	RPI
DIV. I ONLY	15- 14	167	6- 4	249	266	222	222	22	22	
DIV. I NON-CONF.	4- 5	202	0- 0	329	217	324	324	23	23	

TOTALS	RPI 1-25	RPI 26-50	W-L RECORDS	RPI 51-100	RPI 101-999	RPI 201+				
15- 14	0- 0	0- 1	OVERALL	0- 3	15- 10	10- 5				
11- 4	0- 0	0- 0	HOME	0- 1	11- 3	7- 3				
3- 6	0- 0	0- 0	AWAY	0- 1	3- 5	2- 1				
1- 4	0- 0	0- 1	NEUTRAL	0- 1	1- 2	1- 1				
4- 5	0- 0	0- 1	NON-CONFERENCE	0- 1	4- 3	4- 3				
4- 2	0- 0	0- 0	HOME	0- 0	4- 2	4- 2				
0- 0	0- 0	0- 0	AWAY	0- 0	0- 0	0- 0				
0- 3	0- 0	0- 1	NEUTRAL	0- 1	0- 1	0- 1				
11- 9	0- 0	0- 0	CONFERENCE	0- 2	11- 7	6- 2				
7- 2	0- 0	0- 0	HOME	0- 1	7- 1	3- 1				
3- 6	0- 0	0- 0	AWAY	0- 1	3- 5	2- 1				
1- 1	0- 0	0- 0	NEUTRAL	0- 0	1- 1	1- 0				

RPI 1-25				RPI 26-50				RPI 51-100				RPI 101+				Team's RPI: 222
RPI	S	Opponent	Score	RPI	S	Opponent	Score	RPI	S	Opponent	Score	RPI	S	Opponent	Score	
				37	N	Syracuse	57 69	60	N	Nebraska	47 55	135	A	Texas St.	69 78	
								96	A	Little Rock	44 53	135	H	Texas St.	65 64	
								96	H	Little Rock	49 51	135	N	Texas St.	69 78	
												160	A	Louisiana	55 59	
												169	A	Troy	97 92	
												169	H	Troy	84 71	
												176	A	South Ala.	62 68	
												176	H	South Ala.	71 56	
												177	A	UT Arlington	63 65	
												177	H	UT Arlington	89 76	
												204	N	North Texas	34 50	
												220	H	UNCG	54 60	
												221	A	Arkansas St.	73 65	
												221	H	Arkansas St.	63 70	
												251	H	UNCW	57 41	
												262	A	Appalachian St.	66 51	
												262	H	Appalachian St.	73 68	
												263	H	Col. of Charleston	70 72	
												301	H	Wofford	67 51	
												306	H	Georgia St.	64 49	
												306	N	Georgia St.	74 55	
												321	H	N.C. Central	68 65	
												325	H	Fort Wayne	67 58	
												327	H	Ga. Southern	54 51	
												338	A	La.-Monroe	56 62	
LAST 12 Division I GAMES:																
				135	N	Texas St.	69 78	169	H	Troy	84 71					
				306	N	Georgia St.	74 55	262	H	Appalachian St.	73 68					
				262	A	Appalachian St.	66 51	177	A	UT Arlington	63 65					
				221	A	Arkansas St.	73 65	135	A	Texas St.	69 78					
				96	A	Little Rock	44 53	96	H	Little Rock	49 51					
				176	H	South Ala.	71 56	221	H	Arkansas St.	63 70					

Non-Div I Games: Lees-McRae 73 47 Allen 93 49

Coastal Caro.

Average RPI Win:	258	WON-LOST	WINNING	LAST 10	STRENGTH OF	OPP. STRENGTH	TEAM	ADJ.	CONF.	ADJ CONF.
Average RPI Loss:	130	RECORD	PCT. RANK	GAMES	SCHEDULE	OF SCHEDULE	RPI	RPI	RPI	RPI
DIV. I ONLY	7- 24	310	2- 8	139	139	263	263	10	10	
DIV. I NON-CONF.	4- 7	226	0- 0	190	144	226	226	12	12	

TOTALS	RPI 1-25	RPI 26-50	W-L RECORDS	RPI 51-100	RPI 101-999	RPI 201+				
7- 24	0- 2	0- 4	OVERALL	0- 4	7- 14	7- 6				
2- 12	0- 0	0- 2	HOME	0- 1	2- 9	2- 5				
4- 11	0- 2	0- 2	AWAY	0- 2	4- 5	4- 1				
1- 1	0- 0	0- 0	NEUTRAL	0- 1	1- 0	1- 0				
4- 7	0- 2	0- 0	NON-CONFERENCE	0- 1	4- 4	4- 2				
2- 3	0- 0	0- 0	HOME	0- 0	2- 3	2- 2				
2- 4	0- 2	0- 0	AWAY	0- 1	2- 1	2- 0				
0- 0	0- 0	0- 0	NEUTRAL	0- 0	0- 0	0- 0				
3- 17	0- 0	0- 4	CONFERENCE	0- 3	3- 10	3- 4				
0- 9	0- 0	0- 2	HOME	0- 1	0- 6	0- 3				
2- 7	0- 0	0- 2	AWAY	0- 1	2- 4	2- 1				
1- 1	0- 0	0- 0	NEUTRAL	0- 1	1- 0	1- 0				

RPI 1-25				RPI 26-50				RPI 51-100				RPI 101+ Team's RPI: 263			
RPI	S	Opponent	Score	RPI	S	Opponent	Score	RPI	S	Opponent	Score	RPI	S	Opponent	Score
11	A	South Carolina	43 69	38	A	El on	44 97	64	A	Michigan St.	43 107	103	A	Del aware	51 79
21	A	Central Mich.	58 79	38	H	El on	55 77	68	A	James Madi son	53 67	103	H	Del aware	59 68
				43	A	Drexel	57 71	68	H	James Madi son	45 67	108	H	Wake Forest	40 77
				43	H	Drexel	53 80	68	N	James Madi son	66 81	143	A	Northeastern	37 59
												143	H	Northeastern	48 67
												156	A	William & Mary	66 79
												156	H	William & Mary	54 68
												189	A	Furman	58 72
												222	A	Coastal Caro.	72 70
												237	A	North Florida	73 69
												251	A	UNCW	72 63
												251	H	UNCW	60 76
												256	A	Hofstra	60 65
												256	H	Hofstra	60 75
												256	N	Hofstra	88 72
												258	H	Li pscomb	85 69
												260	H	Campbel l	45 53
												262	H	Appal achian St.	70 76
												280	A	Towson	80 67
												280	H	Towson	58 83
												301	H	Wofford	59 51

LAST 12 Division I GAMES:															
				68	N	James Madi son	66 81	38	A	El on	44 97				
				256	N	Hofstra	88 72	251	A	UNCW	72 63				
				43	A	Drexel	57 71	43	H	Drexel	53 80				
				143	H	Northeastern	48 67	38	H	El on	55 77				
				251	H	UNCW	60 76	68	A	James Madi son	53 67				
				103	A	Del aware	51 79	156	A	William & Mary	66 79				

Non-Div I Games:

Col. of Charleston

Average RPI Win:	265	WON-LOST	WINNING	LAST 10	STRENGTH OF	OPP. STRENGTH	TEAM	ADJ.	CONF.	ADJ CONF.
Average RPI Loss:	161	RECORD	PCT. RANK	GAMES	SCHEDULE	OF SCHEDULE	RPI	RPI	RPI	RPI
DIV. I ONLY	7- 23	303	3- 7	212	221	288	288	15	15	
DIV. I NON-CONF.	4- 7	226	0- 0	279	304	255	255	18	18	

TOTALS	RPI 1-25	RPI 26-50	W-L RECORDS	RPI 51-100	RPI 101-999	RPI 201+				
7- 23	0- 0	0- 1	OVERALL	0- 7	7- 15	7- 11				
3- 10	0- 0	0- 0	HOME	0- 3	3- 7	3- 5				
4- 13	0- 0	0- 1	AWAY	0- 4	4- 8	4- 6				
0- 0	0- 0	0- 0	NEUTRAL	0- 0	0- 0	0- 0				
4- 7	0- 0	0- 1	NON-CONFERENCE	0- 1	4- 5	4- 3				
1- 3	0- 0	0- 0	HOME	0- 0	1- 3	1- 2				
3- 4	0- 0	0- 1	AWAY	0- 1	3- 2	3- 1				
0- 0	0- 0	0- 0	NEUTRAL	0- 0	0- 0	0- 0				
3- 16	0- 0	0- 0	CONFERENCE	0- 6	3- 10	3- 8				
2- 7	0- 0	0- 0	HOME	0- 3	2- 4	2- 3				
1- 9	0- 0	0- 0	AWAY	0- 3	1- 6	1- 5				
0- 0	0- 0	0- 0	NEUTRAL	0- 0	0- 0	0- 0				

RPI 1-25				RPI 26-50				RPI 51-100				RPI 101+				Team's RPI: 288	
RPI	S	Opponent	Score	RPI	S	Opponent	Score	RPI	S	Opponent	Score	RPI	S	Opponent	Score		
				37	A	Syracuse	39 79					125	A	Yale	56 82		
								52	A	American	44 67	153	A	Army West Point	49 69		
								52	H	American	55 77	153	H	Army West Point	54 62		
								55	A	Arizona St.	54 65	171	H	Brown	73 83		
								73	A	Navy	54 70	202	H	Siena	70 73		
								73	H	Navy	42 69	208	A	Lehigh	54 48		
								91	A	Bucknell I	57 77	208	H	Lehigh	51 59		
								91	H	Bucknell I	42 63	231	H	Niagara	44 81		
												232	A	Boston U.	64 66		
												232	H	Boston U.	49 62		
												234	A	Lafayette	48 63		
												234	H	Lafayette	60 55		
												236	A	Loyola Maryl and	55 70		
												236	H	Loyola Maryl and	71 60		
												240	A	Holy Cross	52 61		
												240	A	Holy Cross	47 66		
												240	H	Holy Cross	64 71		
												266	A	Cornel I	74 70		
												280	A	Towson	65 61		
												282	A	Fairleigh Dickinson	51 61		
												286	A	Canisius	70 63		
												348	H	UMass Lowell	84 64		
LAST 12 Division I GAMES:																	
				240	A	Holy Cross	47 66					91	H	Bucknell I	42 63		
				234	H	Lafayette	60 55					232	A	Boston U.	64 66		
				240	A	Holy Cross	52 61					73	H	Navy	42 69		
				153	A	Army West Point	49 69					52	A	American	44 67		
				236	H	Loyola Maryl and	71 60					153	H	Army West Point	54 62		
				208	A	Lehigh	54 48					236	A	Loyola Maryl and	55 70		

Non-Div I Games:

Colgate

Col orado

Average RPI Win: 186

Average RPI Loss: 68

WON-LOST RECORD

WINNING PCT. RANK

LAST 10 GAMES

STRENGTH OF SCHEDULE

OPP. STRENGTH OF SCHEDULE

TEAM RPI

ADJ. RPI

CONF. RPI

ADJ CONF. RPI

DIV. I ONLY

DIV. I NON-CONF.

14- 16

8- 2

196

44

4- 6

0- 0

107

245

42

117

141

84

141

84

5

3

5

3

TOTALS

RPI 1-25

RPI 26-50

W-L RECORDS

RPI 51-100

RPI 101-999

RPI 201+

14- 16

0- 5

1- 4

OVERALL

0- 2

13- 5

5- 1

8- 7

0- 2

1- 2

HOME

0- 1

7- 2

4- 0

5- 8

0- 2

0- 2

AWAY

0- 1

5- 3

1- 1

1- 1

0- 1

0- 0

NEUTRAL

0- 0

1- 0

0- 0

8- 2

0- 0

1- 0

NON-CONFERENCE

0- 0

7- 2

4- 0

5- 1

0- 0

1- 0

HOME

0- 0

4- 1

3- 0

3- 1

0- 0

0- 0

AWAY

0- 0

3- 1

1- 0

0- 0

0- 0

0- 0

NEUTRAL

0- 0

0- 0

0- 0

6- 14

0- 5

0- 4

CONFERENCE

0- 2

6- 3

1- 1

3- 6

0- 2

0- 2

HOME

0- 1

3- 1

1- 0

2- 7

0- 2

0- 2

AWAY

0- 1

2- 2

0- 1

1- 1

0- 1

0- 0

NEUTRAL

0- 0

1- 0

0- 0

RPI 1-25

RPI 26-50

RPI 51-100

RPI 101+ Team's RPI: 141

RPI S Opponent Score

7 H Oregon 55 74

7 N Oregon 47 84

10 A UCLA 67 73

10 H UCLA 55 93

13 A Stanford 53 62

RPI S Opponent Score

42 H Oregon St. 71 86

44 A Cal i forn i a 76 78

49 A Southern Cal i forn i a 53 65

49 H Southern Cal i forn i a 51 86

50 H Mi ami (FL) 67 61

RPI S Opponent Score

55 A Arizona St. 59 73

55 H Arizona St. 47 72

RPI S Opponent Score

110 H George Mason 76 61

113 A Washington St. 75 89

113 H Washington St. 72 69

114 A Utah 69 65

114 H Utah 74 78

114 N Utah 66 56

116 A Colorado St. 70 67

117 A North Carolina 80 87

120 H Dartmouth 75 81

155 A Samford 71 60

198 A Washington 66 61

198 H Washington 76 56

242 H Fla. Atlantic 76 69

275 A Ari zona 63 72

275 H Ari zona 79 60

285 H North Dakota St. 108 59

289 A Ai r Force 68 43

340 H Mi ssi ssi ppi Val . 85 48

LAST 12 Di vi si on I GAMES:

7 N Oregon 47 84

114 N Utah 66 56

49 A Southern Cal i forn i a 53 65

10 A UCLA 67 73

113 H Washington St. 72 69

198 H Washington 76 56

13 A Stanford 53 62

44 A Cal i forn i a 76 78

114 H Utah 74 78

114 A Utah 69 65

42 H Oregon St. 71 86

7 H Oregon 55 74

Non-Di v I Games: Westminster (MO) 106 47

Col orado

Loss, Non-Conf, S Site, H Home A Away N Neutral

Page 56

Average RPI Win:	204	WON-LOST	WINNING	LAST 10	STRENGTH OF	OPP. STRENGTH	TEAM	ADJ.	CONF.	ADJ CONF.
Average RPI Loss:	109	RECORD	PCT. RANK	GAMES	SCHEDULE	OF SCHEDULE	RPI	RPI	RPI	RPI
DIV. I ONLY	19- 11	94	6- 4	133	151	116	116	16	16	
DIV. I NON-CONF.	7- 3	74	0- 0	77	208	90	90	14	14	

TOTALS	RPI 1-25	RPI 26-50	W-L RECORDS	RPI 51-100	RPI 101-999	RPI 201+				
19- 11	0- 0	2- 1	OVERALL	2- 3	15- 7	10- 0				
11- 6	0- 0	1- 1	HOME	1- 1	9- 4	7- 0				
7- 4	0- 0	1- 0	AWAY	1- 2	5- 2	3- 0				
1- 1	0- 0	0- 0	NEUTRAL	0- 0	1- 1	0- 0				
7- 3	0- 0	2- 1	NON-CONFERENCE	0- 0	5- 2	3- 0				
5- 3	0- 0	1- 1	HOME	0- 0	4- 2	3- 0				
2- 0	0- 0	1- 0	AWAY	0- 0	1- 0	0- 0				
0- 0	0- 0	0- 0	NEUTRAL	0- 0	0- 0	0- 0				
12- 8	0- 0	0- 0	CONFERENCE	2- 3	10- 5	7- 0				
6- 3	0- 0	0- 0	HOME	1- 1	5- 2	4- 0				
5- 4	0- 0	0- 0	AWAY	1- 2	4- 2	3- 0				
1- 1	0- 0	0- 0	NEUTRAL	0- 0	1- 1	0- 0				

RPI	S	Opponent	Score	RPI	S	Opponent	Score	RPI	S	Opponent	Score	RPI	S	Opponent	Score	Team's RPI: 116
32	H	Gonzaga	65 49	76	A	Wyoming	64 53	112	A	Boise St.	49 55					
33	A	Northern Colo.	55 44	76	H	Wyoming	49 53	112	H	Boise St.	58 62					
35	H	Oklahoma	46 78	89	A	New Mexico	48 54	112	N	Boise St.	51 76					
				89	H	New Mexico	74 71	138	H	Idaho	69 83					
				92	A	UNLV	52 56	141	H	Colorado	67 70					
								145	A	Fresno St.	45 56					
								145	H	Fresno St.	64 75					
								145	N	Fresno St.	71 55					
								157	H	BYU	56 54					
								174	A	Nevada	65 59					
								174	H	Nevada	75 64					
								181	A	Denver	61 56					
								243	H	Prairie View	71 59					
								270	A	San Diego St.	65 63					
								270	H	San Diego St.	72 43					
								271	H	Morgan St.	60 44					
								277	A	San Jose St.	73 66					
								277	H	San Jose St.	63 48					
								289	A	Air Force	40 39					
								289	H	Air Force	61 50					
								316	H	Utah St.	56 45					
								321	H	N.C. Central	85 48					
LAST 12 Division I GAMES:																
112	N	Boise St.	51 76	277	A	San Jose St.	73 66									
145	N	Fresno St.	71 55	289	H	Air Force	61 50									
89	A	New Mexico	48 54	174	A	Nevada	65 59									
174	H	Nevada	75 64	76	A	Wyoming	64 53									
112	A	Boise St.	49 55	89	H	New Mexico	74 71									
145	H	Fresno St.	64 75	270	H	San Diego St.	72 43									

Non-Div I Games: Eastern N.M. 75 35

Colorado St.

C
o
l
u
m
b
i
a

Columbi a				Through Games Of March 9, 2018							
Average RPI	Win:	231	WON-LOST	WINNING	LAST 10	STRENGTH OF	OPP. STRENGTH	TEAM	ADJ.	CONF.	ADJ CONF.
Average RPI	Loss:	104	RECORD	PCT. RANK	GAMES	SCHEDULE	OF SCHEDULE	RPI	RPI	RPI	RPI
DIV. I ONLY			8- 21	281	1- 9	80	118	211	211	9	9
DIV. I NON-CONF.			6- 9	214	0- 0	133	173	183	183	9	9

TOTALS		RPI 1-25		RPI 26-50		W-L RECORDS		RPI 51-100		RPI 101-999	RPI 201+
8- 21		0- 3		0- 2		OVERALL		0- 6		8- 10	6- 2
3- 9		0- 1		0- 1		HOME		0- 2		3- 5	2- 1
5- 9		0- 0		0- 1		AWAY		0- 3		5- 5	4- 1
0- 3		0- 2		0- 0		NEUTRAL		0- 1		0- 0	0- 0
6- 9		0- 3		0- 0		NON-CONFERENCE		0- 2		6- 4	5- 1
3- 2		0- 1		0- 0		HOME		0- 0		3- 1	2- 0
3- 4		0- 0		0- 0		AWAY		0- 1		3- 3	3- 1
0- 3		0- 2		0- 0		NEUTRAL		0- 1		0- 0	0- 0
2- 12		0- 0		0- 2		CONFERENCE		0- 4		2- 6	1- 1
0- 7		0- 0		0- 1		HOME		0- 2		0- 4	0- 1
2- 5		0- 0		0- 1		AWAY		0- 2		2- 2	1- 0
0- 0		0- 0		0- 0		NEUTRAL		0- 0		0- 0	0- 0

RPI 1-25				RPI 26-50				RPI 51-100				RPI 101+ Team's RPI: 211			
RPI	S	Opponent	Score	RPI	S	Opponent	Score	RPI	S	Opponent	Score	RPI	S	Opponent	Score
5	N	Mississippi St.	54 90	29	A	Princeton	47 69	51	A	Harvard	67 85	102	A	Rice	44 67
19	H	Buffalo	63 65	29	H	Princeton	46 74	51	H	Harvard	59 78	109	H	Saint Francis (PA)	94 81
23	N	Green Bay	43 61					55	N	Arizona St.	48 72	120	A	Dartmouth	65 88
								61	A	Penn	51 70	120	H	Dartmouth	77 88
								61	H	Penn	39 75	125	A	Yale	59 66
								80	A	Houston	53 77	125	H	Yale	50 73
												154	A	Hampton	58 60
												171	A	Brown	90 74
												171	H	Brown	80 84
												199	H	Richmond	79 85
												209	H	Boston College	68 60
												219	A	Providence	73 64
												256	H	Hofstra	75 53
												266	A	Cornell	72 54
												266	H	Cornell	47 57
												295	A	Vermont	73 66
												323	A	UMBC	60 44
												348	A	UMass Lowell	70 77

LAST 12 Division I GAMES:															
51	H	Harvard	59 78	171	H	Brown	80 84								
120	H	Dartmouth	77 88	125	H	Yale	50 73								
125	A	Yale	59 66	120	A	Dartmouth	65 88								
171	A	Brown	90 74	51	A	Harvard	67 85								
29	H	Princeton	46 74	266	A	Cornell	72 54								
61	H	Penn	39 75	266	H	Cornell	47 57								

C
o
l
u
m
b
i
a

Non-Div I Games:

Columbi a

Average RPI Win:	304	WON-LOST	WINNING	LAST 10	STRENGTH OF	OPP. STRENGTH	TEAM	ADJ.	CONF.	ADJ CONF.
Average RPI Loss:	190	RECORD	PCT. RANK	GAMES	SCHEDULE	OF SCHEDULE	RPI	RPI	RPI	RPI
DIV. I ONLY	6- 23	316	1- 9	205	326	322	322	30	30	
DIV. I NON-CONF.	1- 11	331	0- 0	109	143	293	293	30	30	

TOTALS	RPI 1-25	RPI 26-50	W-L RECORDS	RPI 51-100	RPI 101-999	RPI 201+				
6- 23	0- 3	0- 0	OVERALL	0- 1	6- 19	6- 11				
6- 4	0- 1	0- 0	HOME	0- 0	6- 3	6- 1				
0- 16	0- 0	0- 0	AWAY	0- 0	0- 5	0- 5				
0- 3	0- 1	0- 0	NEUTRAL	0- 0	0- 2	0- 2				
1- 11	0- 3	0- 0	NON-CONFERENCE	0- 1	1- 7	1- 4				
1- 1	0- 1	0- 0	HOME	0- 0	1- 0	1- 0				
0- 8	0- 1	0- 0	AWAY	0- 1	0- 6	0- 3				
0- 2	0- 1	0- 0	NEUTRAL	0- 0	0- 1	0- 1				
5- 12	0- 0	0- 0	CONFERENCE	0- 0	5- 12	5- 7				
5- 3	0- 0	0- 0	HOME	0- 0	5- 3	5- 1				
0- 8	0- 0	0- 0	AWAY	0- 0	0- 8	0- 5				
0- 1	0- 0	0- 0	NEUTRAL	0- 0	0- 1	0- 1				

RPI 1-25				RPI 26-50				RPI 51-100				RPI 101+				Team's RPI: 322
RPI	S	Opponent	Score	RPI	S	Opponent	Score	RPI	S	Opponent	Score	RPI	S	Opponent	Score	
3	A	Baylor	54 100					63	A	West Virginia	43 101	111	A	Middle Tenn.	39 69	
17	H	Maryland	49 113									118	A	SFA	59 72	
24	N	Missouri	50 73									129	A	Bethune-Cookman	38 64	
												129	H	Bethune-Cookman	63 75	
												154	A	Hampton	35 67	
												154	H	Hampton	48 83	
												165	A	N. C. A&T	63 64	
												170	A	Charlotte	49 78	
												217	A	Norfolk St.	57 71	
												265	N	Manhattan	56 74	
												267	H	UMES	69 63	
												268	H	Howard	69 87	
												271	A	Morgan St.	59 73	
												271	H	Morgan St.	55 53	
												271	N	Morgan St.	51 58	
												279	A	Old Dominion	67 75	
												281	A	VCU	47 62	
												293	H	Mt. St. Mary's	68 54	
												317	A	South Carolina St.	65 67	
												317	H	South Carolina St.	56 39	
												320	A	Charleston So.	58 72	
												321	A	N. C. Central	52 60	
												333	A	Delaware St.	66 70	
												336	H	Florida A&M	62 56	
												341	H	Savannah St.	66 57	

LAST 12 Division I GAMES:																
271	N	Morgan St.	51 58	317	A	South Carolina St.	65 67									
268	H	Howard	69 87	129	A	Bethune-Cookman	38 64									
271	A	Morgan St.	59 73	154	A	Hampton	35 67									
333	A	Delaware St.	66 70	267	H	UMES	69 63									
129	H	Bethune-Cookman	63 75	317	H	South Carolina St.	56 39									
154	H	Hampton	48 83	271	H	Morgan St.	55 53									

Non-Div I Games:

Coppin St.

Loss,
Non-Conf,
S Site,
H Home
A Away
N Neutral

Average RPI Win:	238	WON-LOST	WINNING	LAST 10	STRENGTH OF	OPP. STRENGTH	TEAM	ADJ.	CONF.	ADJ CONF.
Average RPI Loss:	138	RECORD	PCT. RANK	GAMES	SCHEDULE	OF SCHEDULE	RPI	RPI	RPI	RPI
DIV. I ONLY	7- 20	291	2- 8	178	149	266	266	9	9	
DIV. I NON-CONF.	4- 9	249	0- 0	319	315	303	303	9	9	
<hr/>										
TOTALS	RPI 1-25	RPI 26-50	W-L RECORDS	RPI 51-100	RPI 101-999	RPI 201+				
7- 20	0- 0	0- 3	OVERALL	0- 4	7- 13	4- 5				
3- 10	0- 0	0- 1	HOME	0- 2	3- 7	0- 4				
4- 10	0- 0	0- 2	AWAY	0- 2	4- 6	4- 1				
0- 0	0- 0	0- 0	NEUTRAL	0- 0	0- 0	0- 0				
4- 9	0- 0	0- 1	NON-CONFERENCE	0- 0	4- 8	3- 4				
1- 5	0- 0	0- 0	HOME	0- 0	1- 5	0- 3				
3- 4	0- 0	0- 1	AWAY	0- 0	3- 3	3- 1				
0- 0	0- 0	0- 0	NEUTRAL	0- 0	0- 0	0- 0				
3- 11	0- 0	0- 2	CONFERENCE	0- 4	3- 5	1- 1				
2- 5	0- 0	0- 1	HOME	0- 2	2- 2	0- 1				
1- 6	0- 0	0- 1	AWAY	0- 2	1- 3	1- 0				
0- 0	0- 0	0- 0	NEUTRAL	0- 0	0- 0	0- 0				

RPI 1-25				RPI 26-50				RPI 51-100				RPI 101+ Team's RPI: 266			
RPI	S	Opponent	Score	RPI	S	Opponent	Score	RPI	S	Opponent	Score	RPI	S	Opponent	Score
29	A	Princeton	54 75	29	H	Princeton	40 72	51	A	Harvard	58 80	120	A	Dartmouth	40 55
29	H	Princeton	40 72	43	A	Drexel	39 61	51	H	Harvard	57 91	120	H	Dartmouth	51 49
43	A	Drexel	39 61					61	A	Penn	48 68	125	A	Yale	56 69
								61	H	Penn	39 53	125	H	Yale	55 65
												161	H	Binghamton	58 66
												171	A	Brown	59 85
												171	H	Brown	70 68
												180	A	New Hampshire	45 48
												183	A	Pittsburgh	39 51
												188	H	Stony Brook	48 40
												190	H	Oakland	77 79
												208	H	Lehigh	57 62
												211	A	Columbia	57 47
												211	H	Columbia	54 72
												234	H	Lafayette	58 59
												236	A	Loyola Maryland	63 78
												286	A	Canisius	67 59
												288	H	Colgate	70 74
												339	A	NJIT	61 46
												348	A	UMass Lowell	71 53
LAST 12 Division I GAMES:															
120	H	Dartmouth	51 49	125	H	Yale	55 65								
51	H	Harvard	57 91	171	H	Brown	70 68								
171	A	Brown	59 85	51	A	Harvard	58 80								
125	A	Yale	56 69	120	A	Dartmouth	40 55								
61	H	Penn	39 53	211	H	Columbia	54 72								
29	H	Princeton	40 72	211	A	Columbia	57 47								

Non-Div I Games:

Cornell

Creighton					Through Games Of March 9, 2018						
Average RPI	Win:	125	WON-LOST	WINNING	LAST 10	STRENGTH OF	OPP. STRENGTH	TEAM	ADJ.	CONF.	ADJ CONF.
Average RPI	Loss:	58	RECORD	PCT. RANK	GAMES	SCHEDULE	OF SCHEDULE	RPI	RPI	RPI	RPI
DIV. I ONLY		18- 12	108	6- 4		29	36	48	48	6	6
DIV. I NON-CONF.		6- 4	122	0- 0		11	12	39	39	6	6

TOTALS	RPI 1-25		RPI 26-50		W-L RECORDS	RPI 51-100		RPI 101-999		RPI 201+	
18- 12	1- 6		2- 1		OVERALL	5- 3		10- 2		5- 0	
10- 3	0- 3		2- 0		HOME	2- 0		6- 0		2- 0	
7- 6	1- 1		0- 1		AWAY	2- 3		4- 1		3- 0	
1- 3	0- 2		0- 0		NEUTRAL	1- 0		0- 1		0- 0	
6- 4	0- 2		1- 0		NON-CONFERENCE	2- 1		3- 1		1- 0	
3- 1	0- 1		1- 0		HOME	0- 0		2- 0		0- 0	
3- 1	0- 0		0- 0		AWAY	2- 1		1- 0		1- 0	
0- 2	0- 1		0- 0		NEUTRAL	0- 0		0- 1		0- 0	
12- 8	1- 4		1- 1		CONFERENCE	3- 2		7- 1		4- 0	
7- 2	0- 2		1- 0		HOME	2- 0		4- 0		2- 0	
4- 5	1- 1		0- 1		AWAY	0- 2		3- 1		2- 0	
1- 1	0- 1		0- 0		NEUTRAL	1- 0		0- 0		0- 0	

RPI 1-25				RPI 26-50				Team's RPI: 48				RPI 51-100				RPI 101+			
RPI	S	Opponent	Score	RPI	S	Opponent	Score	RPI	S	Opponent	Score	RPI	S	Opponent	Score	RPI	S	Opponent	Score
8	H	Florida St.	82 92	27	H	South Dakota St.	72 65	59	A	South Dakota	68 73	122	A	Seton Hall I	68 51				
10	N	UCLA	63 72	30	A	Villanova	48 55	60	A	Nebraska	64 49	122	H	Seton Hall I	81 64				
20	A	DePaul	67 77	30	H	Villanova	69 54	72	A	Drake	108 100	128	H	UNI	89 78				
20	H	DePaul	54 82					75	A	St. John's (NY)	65 72	130	A	Butler	53 59				
25	A	Marquette	74 73					75	H	St. John's (NY)	53 39	130	H	Butler	64 55				
25	H	Marquette	77 92					75	N	St. John's (NY)	66 58	150	H	Wichita St.	66 61				
25	N	Marquette	70 76					99	A	Georgetown	67 70	198	N	Washington	64 67				
								99	H	Georgetown	69 58	219	A	Providence	87 84				
												219	H	Providence	73 56				
												224	A	Xavier	71 64				
												224	H	Xavier	65 54				
												241	A	Omaha	72 51				

LAST 12 Division I GAMES:																			
25	N	Marquette	70 76	219	A	Providence	87 84	25	A	Marquette	74 73	20	A	DePaul	67 77	122	H	Seton Hall I	81 64
75	N	St. John's (NY)	66 58	25	A	Marquette	74 73	75	H	St. John's (NY)	53 39	75	H	St. John's (NY)	53 39	224	A	Xavier	71 64
30	A	Villanova	48 55	20	A	DePaul	67 77	99	A	Georgetown	67 70	224	A	Xavier	71 64				
99	A	Georgetown	67 70	122	H	Seton Hall I	81 64												
130	H	Butler	64 55	75	H	St. John's (NY)	53 39												
224	H	Xavier	65 54	224	A	Xavier	71 64												

Non-Div I Games:

Creighton

Average RPI Win:	207	WON-LOST	WINNING	LAST 10	STRENGTH OF	OPP. STRENGTH	TEAM	ADJ.	CONF.	ADJ CONF.
Average RPI Loss:	91	RECORD	PCT. RANK	GAMES	SCHEDULE	OF SCHEDULE	RPI	RPI	RPI	RPI
DIV. I ONLY	15- 12	139	5- 5	118	116	120	120	9	9	
DIV. I NON-CONF.	8- 5	111	0- 0	208	199	118	118	9	9	

TOTALS	RPI 1-25	RPI 26-50	W-L RECORDS	RPI 51-100	RPI 101-999	RPI 201+				
15- 12	0- 1	0- 2	OVERALL	1- 5	14- 4	8- 1				
9- 4	0- 0	0- 1	HOME	1- 2	8- 1	6- 0				
6- 8	0- 1	0- 1	AWAY	0- 3	6- 3	2- 1				
0- 0	0- 0	0- 0	NEUTRAL	0- 0	0- 0	0- 0				
8- 5	0- 1	0- 0	NON-CONFERENCE	0- 2	8- 2	5- 0				
5- 1	0- 0	0- 0	HOME	0- 1	5- 0	4- 0				
3- 4	0- 1	0- 0	AWAY	0- 1	3- 2	1- 0				
0- 0	0- 0	0- 0	NEUTRAL	0- 0	0- 0	0- 0				
7- 7	0- 0	0- 2	CONFERENCE	1- 3	6- 2	3- 1				
4- 3	0- 0	0- 1	HOME	1- 1	3- 1	2- 0				
3- 4	0- 0	0- 1	AWAY	0- 2	3- 1	1- 1				
0- 0	0- 0	0- 0	NEUTRAL	0- 0	0- 0	0- 0				

RPI 1-25				RPI 26-50				RPI 51-100				RPI 101+				Team's RPI: 120
RPI	S	Opponent	Score	RPI	S	Opponent	Score	RPI	S	Opponent	Score	RPI	S	Opponent	Score	
6	A	Ohio St.	70 103	29	A	Princeton	63 82	51	A	Harvard	65 76	125	A	Yale	64 62	
				29	H	Princeton	67 79	51	H	Harvard	63 56	125	H	Yale	39 57	
								61	A	Penn	47 65	141	A	Colorado	81 75	
								61	H	Penn	50 79	153	A	Army West Point	56 71	
								71	H	Maine	51 64	159	A	Marist	60 51	
								82	A	Albany (NY)	61 76	161	A	Binghamton	64 80	
												171	A	Brown	77 60	
												171	H	Brown	78 73	
												180	H	New Hampshire	57 49	
												209	H	Boston College	68 57	
												211	A	Columbia	88 77	
												211	H	Columbia	88 65	
												240	A	Holy Cross	76 74	
												266	A	Cornell	49 51	
												266	H	Cornell	55 40	
												295	H	Vermont	66 56	
												334	H	Rhode Island	70 54	
												339	H	NJIT	81 50	

LAST 12 Division I GAMES:																
266	A	Cornell	49 51	29	A	Princeton	63 82	61	A	Penn	47 65	211	H	Columbia	88 65	
211	A	Columbia	88 77	61	H	Penn	50 79	266	H	Cornell	55 40	125	H	Yale	39 57	
61	H	Penn	67 79	171	A	Brown	77 60	171	H	Brown	78 73					
29	H	Princeton	64 62													
171	A	Brown														
125	A	Yale														

Non-Div I Games:

Dartmouth

Average RPI Win:	255	WON-LOST	WINNING	LAST 10	STRENGTH OF	OPP. STRENGTH	TEAM	ADJ.	CONF.	ADJ CONF.
Average RPI Loss:	108	RECORD	PCT. RANK	GAMES	SCHEDULE	OF SCHEDULE	RPI	RPI	RPI	RPI
DIV. I ONLY	12- 18	228	4- 6	124	163	184	184	13	13	
DIV. I NON-CONF.	5- 8	220	0- 0	64	154	135	135	10	10	

TOTALS	RPI 1-25	RPI 26-50	W-L RECORDS	RPI 51-100	RPI 101-999	RPI 201+				
12- 18	0- 1	0- 5	OVERALL	0- 4	12- 8	9- 2				
5- 8	0- 0	0- 3	HOME	0- 3	5- 2	4- 1				
7- 10	0- 1	0- 2	AWAY	0- 1	7- 6	5- 1				
0- 0	0- 0	0- 0	NEUTRAL	0- 0	0- 0	0- 0				
5- 8	0- 1	0- 4	NON-CONFERENCE	0- 0	5- 3	3- 1				
2- 3	0- 0	0- 2	HOME	0- 0	2- 1	1- 1				
3- 5	0- 1	0- 2	AWAY	0- 0	3- 2	2- 0				
0- 0	0- 0	0- 0	NEUTRAL	0- 0	0- 0	0- 0				
7- 10	0- 0	0- 1	CONFERENCE	0- 4	7- 5	6- 1				
3- 5	0- 0	0- 1	HOME	0- 3	3- 1	3- 0				
4- 5	0- 0	0- 0	AWAY	0- 1	4- 4	3- 1				
0- 0	0- 0	0- 0	NEUTRAL	0- 0	0- 0	0- 0				

RPI 1-25				RPI 26-50				RPI 51-100				RPI 101+				Team's RPI: 184
RPI	S	Opponent	Score	RPI	S	Opponent	Score	RPI	S	Opponent	Score	RPI	S	Opponent	Score	
16	A	NC State	49 73	29	H	Princeton	57 63	74	H	Duquesne	54 79	110	A	George Mason	61 74	
				34	H	Dayton	68 85	78	H	George Washington	48 53	121	A	Saint Louis	72 88	
				38	H	Elon	58 75	84	A	Fordham	58 66	137	H	Saint Joseph's	62 64	
				46	A	UCF	54 62	84	H	Fordham	45 58	156	A	William & Mary	55 73	
				47	A	Mercer	54 69					170	H	Charlotte	68 66	
												187	A	High Point	82 74	
												189	A	Furman	62 65	
												199	A	Richmond	68 65	
												199	A	Richmond	53 62	
												215	H	UNC Asheville	58 50	
												227	H	Gardner-Webb	65 70	
												246	A	La Salle	58 51	
												257	A	St. Bonaventure	75 68	
												262	A	Appalachian St.	59 57	
												276	A	Massachusetts	68 70	
												276	H	Massachusetts	87 81	
												281	H	VCU	69 63	
												304	A	Western Caro.	70 57	
												334	A	Rhode Island	79 67	
												334	H	Rhode Island	77 67	

LAST 12 Division I GAMES:																
199	A	Richmond	53 62	121	A	Saint Louis	72 88									
281	H	VCU	69 63	334	A	Rhode Island	79 67									
246	A	La Salle	58 51	34	H	Dayton	68 85									
276	A	Massachusetts	68 70	276	H	Massachusetts	87 81									
137	H	Saint Joseph's	62 64	257	A	St. Bonaventure	75 68									
84	H	Fordham	45 58	78	H	George Washington	48 53									

Non-Div I Games:

Davidson

Average RPI Win: 172
Average RPI Loss: 59

Average RPI Win: 172		WON-LOST	WINNING	LAST 10	STRENGTH OF	OPP. STRENGTH	TEAM	ADJ.	CONF.	ADJ CONF.
Average RPI Loss: 59		RECORD	PCT. RANK	GAMES	SCHEDULE	OF SCHEDULE	RPI	RPI	RPI	RPI
DIV. I ONLY		23- 6	30	8- 2	88	99	34	34	13	13
DIV. I NON-CONF.		7- 4	102	0- 0	57	57	67	67	10	10
TOTALS		RPI 1-25	RPI 26-50	W-L RECORDS		RPI 51-100	RPI 101-999	RPI 201+		
23- 6	0- 2	1- 1		OVERALL		7- 2	15- 1	8- 0		
12- 1	0- 1	1- 0		HOME		4- 0	7- 0	5- 0		
7- 3	0- 0	0- 1		AWAY		2- 1	5- 1	2- 0		
4- 2	0- 1	0- 0		NEUTRAL		1- 1	3- 0	1- 0		
7- 4	0- 2	1- 1		NON-CONFERENCE		2- 1	4- 0	3- 0		
4- 1	0- 1	1- 0		HOME		1- 0	2- 0	2- 0		
0- 2	0- 0	0- 1		AWAY		0- 1	0- 0	0- 0		
3- 1	0- 1	0- 0		NEUTRAL		1- 0	2- 0	1- 0		
16- 2	0- 0	0- 0		CONFERENCE		5- 1	11- 1	5- 0		
8- 0	0- 0	0- 0		HOME		3- 0	5- 0	3- 0		
7- 1	0- 0	0- 0		AWAY		2- 0	5- 1	2- 0		
1- 1	0- 0	0- 0		NEUTRAL		0- 1	1- 0	0- 0		

RPI 1-25					
RPI	S	Opponent	Score		
14	N	South Fla.	87	93	
23	H	Green Bay	64	75	

RPI 26-50					
RPI	S	Opponent	Score		
31	H	Virginia	61	46	
36	A	Quinnipiac	66	72	

Team's RPI : 34					
RPI	S	Opponent	Score		
51	N	Harvard	72	66	
68	H	James Madison	82	54	
74	H	Duquesne	79	70	
78	A	George Washington	57	53	
78	H	George Washington	66	55	
78	N	George Washington	53	58	
83	A	Toledo	50	68	
84	A	Fordham	63	62	
84	H	Fordham	79	54	

RPI 51-100					
RPI	S	Opponent	Score		
110	H	George Mason	71	66	
121	A	Saint Louis	72	85	
121	H	Saint Louis	101	76	
124	N	Tulane	71	65	
137	A	Saint Joseph's	65	59	
184	A	Davidson	85	68	
199	A	Richmond	66	59	
199	N	Richmond	67	58	
246	A	La Salle	76	47	
257	H	St. Bonaventure	80	59	
271	H	Morgan St.	88	52	
276	A	Massachusetts	78	49	
281	H	VCU	74	64	
331	H	Ark.-Pine Bluff	81	43	
334	H	Rhode Island	116	58	
340	N	Mississippi Val.	65	46	

RPI 101+					
RPI	S	Opponent	Score		

LAST 12 Division I GAMES:					
78	N	George Washington	53	58	
199	N	Richmond	67	58	
121	A	Saint Louis	72	85	
110	H	George Mason	71	66	
84	H	Fordham	79	54	
78	A	George Washinton	57	53	
276	A	Massachusetts	78	49	
281	H	VCU	74	64	
74	H	Duquesne	79	70	
184	A	Davidson	85	68	
199	A	Richmond	66	59	
78	H	George Washinton	66	55	

Non-Div I Games:

Dayton

Average RPI Win:	127	WON-LOST	WINNING	LAST 10	STRENGTH OF	OPP. STRENGTH	TEAM	ADJ.	CONF.	ADJ CONF.
Average RPI Loss:	35	RECORD	PCT. RANK	GAMES	SCHEDULE	OF SCHEDULE	RPI	RPI	RPI	RPI
DIV. I ONLY	26- 7	33	9- 1	31	41	20	20	6	6	
DIV. I NON-CONF.	8- 4	87	0- 0	17	15	42	42	6	6	

TOTALS	RPI 1-25	RPI 26-50	W-L RECORDS	RPI 51-100	RPI 101-999	RPI 201+				
26- 7	2- 3	5- 2	OVERALL	5- 2	14- 0	6- 0				
16- 3	2- 1	3- 1	HOME	3- 1	8- 0	4- 0				
8- 3	0- 2	1- 1	AWAY	2- 0	5- 0	2- 0				
2- 1	0- 0	1- 0	NEUTRAL	0- 1	1- 0	0- 0				
8- 4	0- 2	2- 1	NON-CONFERENCE	1- 1	5- 0	2- 0				
5- 2	0- 1	1- 1	HOME	1- 0	3- 0	2- 0				
1- 1	0- 1	0- 0	AWAY	0- 0	1- 0	0- 0				
2- 1	0- 0	1- 0	NEUTRAL	0- 1	1- 0	0- 0				
18- 3	2- 1	3- 1	CONFERENCE	4- 1	9- 0	4- 0				
11- 1	2- 0	2- 0	HOME	2- 1	5- 0	2- 0				
7- 2	0- 1	1- 1	AWAY	2- 0	4- 0	2- 0				
0- 0	0- 0	0- 0	NEUTRAL	0- 0	0- 0	0- 0				

RPI	S	Opponent	Score	RPI	S	Opponent	Score	RPI	S	Opponent	Score	RPI	S	Opponent	Score
1	H	UConn	69 103	30	A	Villanova	58 84	53	N	FGCU	84 89	121	H	Saint Louis	86 78
2	A	Notre Dame	82 91	30	H	Villanova	71 66	75	A	St. John's (NY)	67 54	122	A	Seton Hall	72 68
25	A	Marquette	81 93	32	N	Gonzaga	88 71	75	H	St. John's (NY)	76 67	122	H	Seton Hall	89 66
25	H	Marquette	95 83	33	H	Northern Colo.	88 94	81	H	IUPUI	85 71	122	H	Seton Hall	78 52
25	H	Marquette	98 63	35	H	Oklahoma	111 108	99	A	Georgetown	78 62	130	A	Butler	86 68
				48	A	Creighton	82 54	99	H	Georgetown	85 53	130	H	Butler	87 65
				48	H	Creighton	77 67	99	H	Georgetown	85 86	175	A	Northwestern	92 63
												192	N	Memphis	81 67
												219	A	Providence	71 48
												219	H	Providence	81 47
												224	A	Xavier	73 72
												224	H	Xavier	79 48
												307	H	Loyola Chicago	88 47
												333	H	Delaware St.	110 71

LAST 12 Division I GAMES:															
25	H	Marquette	98 63	99	H	Georgetown	85 86	224	A	Xavier	73 72				
99	H	Georgetown	85 53					130	A	Butler	86 68				
122	H	Seton Hall	78 52					219	H	Providence	81 47				
122	A	Seton Hall	72 68					48	H	Creighton	77 67				
75	A	St. John's (NY)	67 54					25	H	Marquette	95 83				
30	H	Villanova	71 66												

Non-Div I Games:

DePaul

Delaware

Delaware				Through Games Of March 9, 2018							
Average RPI	Win:	216	WON-LOST	WINNING	LAST 10	STRENGTH OF	OPP. STRENGTH	TEAM	ADJ.	CONF.	ADJ CONF.
Average RPI	Loss:	101	RECORD	PCT. RANK	GAMES	SCHEDULE	OF SCHEDULE	RPI	RPI	RPI	RPI
DIV. I ONLY	19- 12	104	6- 4	152	161	103	103	10	10		
DIV. I NON-CONF.	7- 4	102	0- 0	255	259	141	141	12	12		

TOTALS	RPI 1-25		RPI 26-50		W-L RECORDS	RPI 51-100		RPI 101-999		RPI 201+	
19- 12	0- 1		1- 5		OVERALL	1- 2		17- 4		12- 2	
9- 4	0- 0		1- 1		HOME	1- 1		7- 2		6- 1	
8- 7	0- 1		0- 4		AWAY	0- 1		8- 1		5- 0	
2- 1	0- 0		0- 0		NEUTRAL	0- 0		2- 1		1- 1	
7- 4	0- 1		0- 1		NON-CONFERENCE	1- 0		6- 2		4- 2	
3- 1	0- 0		0- 0		HOME	1- 0		2- 1		2- 1	
3- 2	0- 1		0- 1		AWAY	0- 0		3- 0		1- 0	
1- 1	0- 0		0- 0		NEUTRAL	0- 0		1- 1		1- 1	
12- 8	0- 0		1- 4		CONFERENCE	0- 2		11- 2		8- 0	
6- 3	0- 0		1- 1		HOME	0- 1		5- 1		4- 0	
5- 5	0- 0		0- 3		AWAY	0- 1		5- 1		4- 0	
1- 0	0- 0		0- 0		NEUTRAL	0- 0		1- 0		0- 0	

RPI 1-25				RPI 26-50				RPI 51-100				RPI 101+				Team's RPI: 103
RPI	S	Opponent	Score	RPI	S	Opponent	Score	RPI	S	Opponent	Score	RPI	S	Opponent	Score	
19	A	Buffalo	73 87	29	A	Princeton	60 78	52	H	American	72 56	133	A	Hartford	72 63	
				38	A	Elon	51 64	68	A	James Madison	56 67	143	A	Northeastern	59 73	
				38	H	Elon	80 66	68	H	James Madison	53 56	143	H	Northeastern	53 64	
				43	A	Drexel	53 74					143	N	Northeastern	61 50	
				43	A	Drexel	53 58					153	A	Army West Point	70 59	
				43	H	Drexel	53 72					156	A	William & Mary	61 52	
												156	H	William & Mary	68 59	
												232	H	Boston U.	79 85	
												236	H	Loyola Maryland	71 38	
												251	A	UNCW	82 49	
												251	H	UNCW	80 62	
												256	A	Hofstra	58 51	
												256	H	Hofstra	61 41	
												257	A	St. Bonaventure	53 52	
												263	A	Col. of Charleston	68 59	
												263	H	Col. of Charleston	79 51	
												280	A	Towson	81 55	
												280	H	Towson	51 49	
												333	H	Delaware St.	84 49	
												345	N	Eastern Ill.	66 37	
												347	N	Saint Peter's	87 90	

LAST 12 Division I GAMES:																
				43	A	Drexel	53 58	263	H	Col. of Charleston	79 51					
				143	N	Northeastern	61 50	68	H	James Madison	53 56					
				280	A	Towson	81 55	256	H	Hofstra	61 41					
				43	H	Drexel	53 72	156	H	William & Mary	68 59					
				68	A	James Madison	56 67	143	A	Northeastern	59 73					
				156	A	William & Mary	61 52	251	H	UNCW	80 62					

Non-Div I Games:

Delaware

Average RPI Win:	311	WON-LOST	WINNING	LAST 10	STRENGTH OF	OPP. STRENGTH	TEAM	ADJ.	CONF.	ADJ CONF.
Average RPI Loss:	195	RECORD	PCT. RANK	GAMES	SCHEDULE	OF SCHEDULE	RPI	RPI	RPI	RPI
DIV. I ONLY	6- 24	322	3- 7	289	301	333	333	30	30	
DIV. I NON-CONF.	1- 12	335	0- 0	163	122	314	314	30	30	

TOTALS	RPI 1-25	RPI 26-50	W-L RECORDS	RPI 51-100	RPI 101-999	RPI 201+				
6- 24	0- 1	0- 2	OVERALL	0- 0	6- 21	6- 10				
5- 7	0- 0	0- 1	HOME	0- 0	5- 6	5- 3				
1- 14	0- 0	0- 0	AWAY	0- 0	1- 6	1- 3				
0- 3	0- 0	0- 0	NEUTRAL	0- 0	0- 3	0- 1				
1- 12	0- 1	0- 2	NON-CONFERENCE	0- 0	1- 9	1- 2				
1- 3	0- 0	0- 1	HOME	0- 0	1- 2	1- 1				
0- 7	0- 1	0- 1	AWAY	0- 0	0- 5	0- 1				
0- 2	0- 0	0- 0	NEUTRAL	0- 0	0- 2	0- 0				
5- 12	0- 0	0- 0	CONFERENCE	0- 0	5- 12	5- 8				
4- 4	0- 0	0- 0	HOME	0- 0	4- 4	4- 2				
1- 7	0- 0	0- 0	AWAY	0- 0	1- 7	1- 5				
0- 1	0- 0	0- 0	NEUTRAL	0- 0	0- 1	0- 1				

RPI 1-25				RPI 26-50				RPI 51-100				RPI 101+				Team's RPI: 333
RPI	S	Opponent	Score	RPI	S	Opponent	Score	RPI	S	Opponent	Score	RPI	S	Opponent	Score	
20	A	DePaul	71 110	39	A	Michigan	36 105					103	A	Delaware	49 84	
				43	H	Drexel	52 73					129	H	Bethune-Cookman	60 68	
												134	H	Robert Morris	42 65	
												154	A	Hampton	62 66	
												165	A	N.C. A&T	55 75	
												165	H	N.C. A&T	48 66	
												167	N	Ole Miss	58 110	
												178	A	Florida	51 85	
												182	A	Temple	72 96	
												186	A	Kansas	49 81	
												201	N	Stetson	43 58	
												217	A	Norfolk St.	50 72	
												242	A	Fla. Atlantic	67 90	
												246	H	La Salle	48 71	
												267	A	UMES	56 76	
												267	N	UMES	60 77	
												268	A	Howard	70 78	
												271	A	Morgan St.	62 54	
												271	H	Morgan St.	60 56	
												317	H	South Carolina St.	58 44	
												321	A	N.C. Central	60 76	
												321	H	N.C. Central	67 74	
												322	H	Coppin St.	70 66	
												336	A	Florida A&M	54 59	
												336	H	Florida A&M	65 73	
												341	H	Savannah St.	93 79	
												344	H	Longwood	60 56	

LAST 12 Division I GAMES:																
				267	N	UMES	60 77			217	A	Norfolk St.	50 72			
				271	H	Morgan St.	60 56			165	A	N.C. A&T	55 75			
				267	A	UMES	56 76			321	A	N.C. Central	60 76			
				268	A	Howard	70 78			341	H	Savannah St.	93 79			
				322	H	Coppin St.	70 66			271	A	Morgan St.	62 54			
				336	H	Florida A&M	65 73			129	H	Bethune-Cookman	60 68			

Non-Div I Games:

Delaware St.

■ Loss,
 ■ Non-Conf,
 ■ S Site,
 ■ Home
 ■ Away
 N Neutral

Average RPI Win:	282	WON-LOST	WINNING	LAST 10	STRENGTH OF	OPP. STRENGTH	TEAM	ADJ.	CONF.	ADJ CONF.
Average RPI Loss:	83	RECORD	PCT. RANK	GAMES	SCHEDULE	OF SCHEDULE	RPI	RPI	RPI	RPI
DIV. I ONLY	15- 14	167	4- 6	216	187	181	181	12	12	
DIV. I NON-CONF.	8- 6	143	0- 0	275	246	188	188	17	17	

TOTALS	RPI 1-25	RPI 26-50	W-L RECORDS	RPI 51-100	RPI 101-999	RPI 201+				
15- 14	0- 0	0- 3	OVERALL	0- 8	15- 3	13- 0				
6- 6	0- 0	0- 2	HOME	0- 3	6- 1	5- 0				
8- 5	0- 0	0- 1	AWAY	0- 3	8- 1	8- 0				
1- 3	0- 0	0- 0	NEUTRAL	0- 2	1- 1	0- 0				
8- 6	0- 0	0- 1	NON-CONFERENCE	0- 4	8- 1	7- 0				
2- 3	0- 0	0- 1	HOME	0- 1	2- 1	2- 0				
5- 1	0- 0	0- 0	AWAY	0- 1	5- 0	5- 0				
1- 2	0- 0	0- 0	NEUTRAL	0- 2	1- 0	0- 0				
7- 8	0- 0	0- 2	CONFERENCE	0- 4	7- 2	6- 0				
4- 3	0- 0	0- 1	HOME	0- 2	4- 0	3- 0				
3- 4	0- 0	0- 1	AWAY	0- 2	3- 1	3- 0				
0- 1	0- 0	0- 0	NEUTRAL	0- 0	0- 1	0- 0				

RPI 1-25				RPI 26-50				RPI 51-100				RPI 101+				Team's RPI : 181	
RPI	S	Opponent	Score	RPI	S	Opponent	Score	RPI	S	Opponent	Score	RPI	S	Opponent	Score		
27	A	South Dakota St.	59 95	27	H	South Dakota St.	58 69	52	A	American	53 66	116	H	Colorado St.	56 61		
27	H	South Dakota St.		33	H	Northern Colo.	63 71	59	A	South Dakota	51 79	173	A	Oral Roberts	60 90		
								59	H	South Dakota	60 82	173	H	Oral Roberts	70 54		
								76	H	Wyoming	51 61	173	N	Oral Roberts	71 76		
								77	N	Miami (OH)	52 69	200	N	Eastern Mich.	60 54		
								87	N	Liberty	69 82	241	A	Omaha	85 74		
								100	A	Western Ill.	93 118	241	H	Omaha	81 60		
								100	H	Western Ill.	61 77	283	A	UMKC	77 68		
												285	A	North Dakota St.	78 73		
												285	H	North Dakota St.	98 79		
												289	A	Air Force	75 54		
												305	H	Northern Ariz.	80 73		
												316	A	Utah St.	74 72		
												319	A	Cal St. Fullerton	83 58		
												323	A	UMBC	70 48		
												324	H	Utah Valley	72 53		
												325	A	Fort Wayne	73 55		
												325	H	Fort Wayne	86 65		
LAST 12 Division I GAMES:																	
				173	N	Oral Roberts	71 76	325	H	Fort Wayne	86 65						
				100	H	Western Ill.	61 77	59	H	South Dakota	60 82						
				241	H	Omaha	81 60	100	A	Western Ill.	93 118						
				173	H	Oral Roberts	70 54	173	A	Oral Roberts	60 90						
				285	A	North Dakota St.	78 73	241	A	Omaha	85 74						
				27	A	South Dakota St.	59 95	285	H	North Dakota St.	98 79						

Non-Div I Games: Chadron St. 99 55

Denver

Average RPI Win:	332	WON-LOST	WINNING	LAST 10	STRENGTH OF	OPP. STRENGTH	TEAM	ADJ.	CONF.	ADJ CONF.
Average RPI Loss:	137	RECORD	PCT. RANK	GAMES	SCHEDULE	OF SCHEDULE	RPI	RPI	RPI	RPI
DIV. I ONLY	2- 28	345	1- 9	181	105	326	326	11	11	
DIV. I NON-CONF.	0- 11	337	0- 0	244	26	339	339	15	15	

TOTALS	RPI 1-25	RPI 26-50	W-L RECORDS	RPI 51-100	RPI 101-999	RPI 201+				
2- 28	0- 2	0- 1	OVERALL	0- 8	2- 17	2- 6				
1- 13	0- 1	0- 1	HOME	0- 4	1- 7	1- 2				
1- 12	0- 1	0- 0	AWAY	0- 4	1- 7	1- 2				
0- 3	0- 0	0- 0	NEUTRAL	0- 0	0- 3	0- 2				
0- 11	0- 0	0- 1	NON-CONFERENCE	0- 4	0- 6	0- 3				
0- 5	0- 0	0- 1	HOME	0- 2	0- 2	0- 1				
0- 4	0- 0	0- 0	AWAY	0- 2	0- 2	0- 1				
0- 2	0- 0	0- 0	NEUTRAL	0- 0	0- 2	0- 1				
2- 17	0- 2	0- 0	CONFERENCE	0- 4	2- 11	2- 3				
1- 8	0- 1	0- 0	HOME	0- 2	1- 5	1- 1				
1- 8	0- 1	0- 0	AWAY	0- 2	1- 5	1- 1				
0- 1	0- 0	0- 0	NEUTRAL	0- 0	0- 1	0- 1				

RPI	S	Opponent	Score	RPI	S	Opponent	Score	RPI	S	Opponent	Score	RPI	S	Opponent	Score	Team's RPI: 326
23	A	Green Bay	45 88	39	H	Michigan	50 86	64	H	Michigan St.	60 97	123	A	Cleveland St.	50 75	
23	H	Green Bay	27 85					77	A	Miami (OH)	64 91	123	H	Cleveland St.	76 90	
								81	A	IUPUI	62 90	132	A	Milwaukee	45 90	
								81	H	IUPUI	59 91	132	H	Milwaukee	61 70	
								83	H	Toledo	64 81	139	A	Youngstown St.	59 76	
								85	A	Wright St.	55 85	139	H	Youngstown St.	52 72	
								85	H	Wright St.	60 88	148	A	Kent St.	74 82	
								97	A	Western Mich.	62 74	168	N	Clemson	44 72	
												190	A	Oakland	50 83	
												190	H	Oakland	74 85	
												200	H	Eastern Mich.	76 78	
												204	N	North Texas	57 63	
												210	H	Bowling Green	81 85	
												239	A	Illinois	65 73	
												254	A	Northern Ky.	60 64	
												254	H	Northern Ky.	67 78	
												254	N	Northern Ky.	61 76	
												332	A	Ill.-Chicago	61 58	
												332	H	Ill.-Chicago	73 60	

LAST 12 Division I GAMES:																
254	N	Northern Ky.	61 76	254	A	Northern Ky.	60 64									
23	A	Green Bay	45 88	85	A	Wright St.	55 85									
132	A	Milwaukee	45 90	139	H	Youngstown St.	52 72									
190	H	Oakland	74 85	123	H	Cleveland St.	76 90									
81	H	IUPUI	59 91	190	A	Oakland	50 83									
332	H	Ill.-Chicago	73 60	132	H	Milwaukee	61 70									

Non-Div I Games:

Detroit Mercy

Average RPI Win:	225	WON-LOST	WINNING	LAST 10	STRENGTH OF	OPP. STRENGTH	TEAM	ADJ.	CONF.	ADJ CONF.
Average RPI Loss:	50	RECORD	PCT. RANK	GAMES	SCHEDULE	OF SCHEDULE	RPI	RPI	RPI	RPI
DIV. I ONLY	23- 7	42	10- 0	142	210	72	72	24	24	
DIV. I NON-CONF.	4- 7	226	0- 0	12	31	126	126	21	21	

TOTALS	RPI 1-25	RPI 26-50	W-L RECORDS	RPI 51-100	RPI 101-999	RPI 201+				
23- 7	0- 2	0- 2	OVERALL	3- 2	20- 1	14- 0				
12- 3	0- 0	0- 2	HOME	2- 1	10- 0	6- 0				
9- 3	0- 2	0- 0	AWAY	1- 1	8- 0	6- 0				
2- 1	0- 0	0- 0	NEUTRAL	0- 0	2- 1	2- 0				
4- 7	0- 2	0- 2	NON-CONFERENCE	1- 2	3- 1	1- 0				
3- 3	0- 0	0- 2	HOME	1- 1	2- 0	0- 0				
0- 3	0- 2	0- 0	AWAY	0- 1	0- 0	0- 0				
1- 1	0- 0	0- 0	NEUTRAL	0- 0	1- 1	1- 0				
19- 0	0- 0	0- 0	CONFERENCE	2- 0	17- 0	13- 0				
9- 0	0- 0	0- 0	HOME	1- 0	8- 0	6- 0				
9- 0	0- 0	0- 0	AWAY	1- 0	8- 0	6- 0				
1- 0	0- 0	0- 0	NEUTRAL	0- 0	1- 0	1- 0				

RPI 1-25				RPI 26-50				RPI 51-100				Team's RPI: 72	RPI 101+			
RPI	S	Opponent	Score	RPI	S	Opponent	Score	RPI	S	Opponent	Score		RPI	S	Opponent	Score
7	A	Oregon	77 110	27	H	South Dakota St.	78 85	60	H	Nebraska	84 89		105	H	Iowa St.	83 80
22	A	Iowa	66 79	48	H	Creighton	100 108	76	A	Wyoming	61 75		110	N	George Mason	75 87
								87	H	Liberty	96 68		128	A	UNI	72 67
								95	A	Missouri St.	80 68		128	H	UNI	81 64
								95	H	Missouri St.	84 65		132	H	Milwaukee	77 73
													162	A	Southern Ill.	75 64
													162	H	Southern Ill.	84 73
													245	A	Illinois St.	65 58
													245	H	Illinois St.	80 64
													264	A	Indiana St.	84 51
													264	H	Indiana St.	85 64
													269	A	Bradley	84 75
													269	H	Bradley	77 71
													290	A	Valparaiso	85 53
													290	H	Valparaiso	86 50
													290	N	Valparaiso	89 40
													307	A	Loyola Chicago	97 53
													307	H	Loyola Chicago	72 46
													340	N	Mississippi Val.	96 60
													349	A	Evansville	101 50
													349	H	Evansville	107 66
LAST 12 Division I GAMES:																
				290	N	Valparaiso	89 40	264	A	Indiana St.	84 51					
				290	A	Valparaiso	85 53	349	A	Evansville	101 50					
				307	A	Loyola Chicago	97 53	95	H	Missouri St.	84 65					
				245	H	Illinois St.	80 64	162	H	Southern Ill.	84 73					
				269	H	Bradley	77 71	269	A	Bradley	84 75					
				128	A	UNI	72 67	245	A	Illinois St.	65 58					

Non-Div I Games: Iowa Wesleyan 102 25

Drake

■ Loss,
 ■ Non-Conf,
 ■ S Site,
 ■ Home
 ■ Away
 N Neutral

Average RPI Win: 194

Average RPI Loss: 61

WON-LOST
RECORDWINNING
PCT. RANKLAST 10
GAMESSTRENGTH OF
SCHEDULEOPP. STRENGTH
OF SCHEDULETEAM
RPIADJ.
RPICONF.
RPIADJ CONF.
RPIDIV. I ONLY
DIV. I NON-CONF.26- 6
8- 419
879- 1
0- 0149
204119
7943
9443
9410
1210
12

TOTALS

RPI 1-25

RPI 26-50

W-L RECORDS

RPI 51-100

RPI 101-999

RPI 201+

26- 6

0- 0

1- 2

OVERALL

2- 4

23- 0

14- 0

15- 0

0- 0

1- 0

HOME

2- 0

12- 0

8- 0

10- 4

0- 0

0- 2

AWAY

0- 2

10- 0

6- 0

1- 2

0- 0

0- 0

NEUTRAL

0- 2

1- 0

0- 0

8- 4

0- 0

0- 1

NON-CONFERENCE

1- 3

7- 0

5- 0

4- 0

0- 0

0- 0

HOME

1- 0

3- 0

3- 0

3- 2

0- 0

0- 1

AWAY

0- 1

3- 0

2- 0

1- 2

0- 0

0- 0

NEUTRAL

0- 2

1- 0

0- 0

18- 2

0- 0

1- 1

CONFERENCE

1- 1

16- 0

9- 0

11- 0

0- 0

1- 0

HOME

1- 0

9- 0

5- 0

7- 2

0- 0

0- 1

AWAY

0- 1

7- 0

4- 0

0- 0

0- 0

0- 0

NEUTRAL

0- 0

0- 0

0- 0

RPI 1-25

RPI 26-50

Team's RPI: 43

RPI 51-100



RPI 101+



RPI S Opponent Score


RPI S Opponent Score



RPI S Opponent Score



RPI S Opponent Score



37  Syracuse 62  72


38  El on 58  70


38  El on 58 56



63 N  West Virginia 42  75


65 N  Virginia Tech 67  79


68  James Madison 48  56


68  James Madison 73 71


91  Bucknell 63 54


93  Penn St. 70  84


103  Delaware 72 53


103  Delaware 58 53


103  Delaware 74 53


130 N  Butler 76 62


137  Saint Joseph's 65 58


143  Northeastern 69 58


143  Northeastern 58 50


156  William & Mary 65 58


156  William & Mary 54 34


231  Niagara 66 65


234  Lafayette 52 37


246  La Salle 79 54


251  UNCW 58 40


251  UNCW 71 41


251  UNCW 68 42


256  Hofstra 58 47


256  Hofstra 47 38


263  Col. of Charleston 80 53

263  Col. of Charleston 71 57


266  Cornell 61 39


280  Towson 62 54


280  Towson 78 53


333  Delaware St. 73 52


LAST 12 Division I GAMES:


103  Delaware 58 53


251  UNCW 71 41


263  Col. of Charleston 71 57



103  Delaware 72 53


280  Towson 62 54


68  James Madison 73 71


156  William & Mary 54 34

251  UNCW 58 40

38  El on 58  70

263  Col. of Charleston 80 53




280  Towson 78 53

143  Northeastern 58 50

D
r
e
x
e
lD
r
e
x
e
l

Non-Div I Games:

Drexel

 Loss,  Non-Conf, S Site,  Home  Away N Neutral

Average RPI	Win: 198	WON-LOST	WINNING	LAST 10	STRENGTH OF	OPP. STRENGTH	TEAM	ADJ.	CONF.	ADJ CONF.
Average RPI	Loss: 93	RECORD	PCT. RANK	GAMES	SCHEDULE	OF SCHEDULE	RPI	RPI	RPI	RPI
DIV. I ONLY	23- 7	42	6- 4	200	101	74	74	13	13	
DIV. I NON-CONF.	10- 3	52	0- 0	159	55	52	52	10	10	

TOTALS	RPI 1-25	RPI 26-50	W-L RECORDS	RPI 51-100	RPI 101-999	RPI 201+				
23- 7	1- 1	1- 1	OVERALL	2- 1	19- 4	11- 0				
12- 2	1- 0	0- 0	HOME	1- 1	10- 1	8- 0				
10- 3	0- 0	1- 1	AWAY	1- 0	8- 2	3- 0				
1- 2	0- 1	0- 0	NEUTRAL	0- 0	1- 1	0- 0				
10- 3	1- 1	1- 0	NON-CONFERENCE	1- 0	7- 2	4- 0				
6- 0	1- 0	0- 0	HOME	1- 0	4- 0	3- 0				
3- 2	0- 0	1- 0	AWAY	0- 0	2- 2	1- 0				
1- 1	0- 1	0- 0	NEUTRAL	0- 0	1- 0	0- 0				
13- 4	0- 0	0- 1	CONFERENCE	1- 1	12- 2	7- 0				
6- 2	0- 0	0- 0	HOME	0- 1	6- 1	5- 0				
7- 1	0- 0	0- 1	AWAY	1- 0	6- 0	2- 0				
0- 1	0- 0	0- 0	NEUTRAL	0- 0	0- 1	0- 0				

RPI 1-25				RPI 26-50				RPI 51-100 Team's RPI: 74				RPI 101+			
RPI	S	Opponent	Score	RPI	S	Opponent	Score	RPI	S	Opponent	Score	RPI	S	Opponent	Score
1	N	UConn	52 104	31	A	Virginia	74 63	78	A	George Washington	54 53	107	A	ETSU	77 81
21	H	Central Mich.	64 61	34	A	Dayton	70 79	83	H	Toledo	73 54	109	H	Saint Francis (PA)	87 68
								84	H	Fordham	43 51	110	H	George Mason	71 64
												121	A	Saint Louis	76 66
												121	N	Saint Louis	65 71
												137	A	Saint Joseph's	61 42
												137	H	Saint Joseph's	50 69
												165	N	N.C. A&T	73 60
												170	A	Charlotte	72 75
												183	A	Pittsburgh	66 53
												184	A	Davison	79 54
												199	A	Richmond	78 70
												225	H	Akron	66 60
												246	H	La Salle	78 50
												257	A	St. Bonaventure	76 73
												257	H	St. Bonaventure	73 59
												276	H	Massachusetts	60 57
												281	A	VCU	70 51
												281	H	VCU	80 71
												287	H	Central Conn. St.	83 58
												334	H	Rhode Island	80 71
												342	H	Iona	80 59
												343	A	Winthrop	81 54

LAST 12 Division I GAMES:															
121	N	Saint Louis	65 71	281	H	VCU	80 71	199	A	Richmond	78 70				
257	A	St. Bonaventure	76 73	34	A	Dayton	70 79	257	H	St. Bonaventure	73 59				
84	H	Fordham	43 51					137	A	Saint Joseph's	61 42				
334	H	Rhode Island	80 71					110	H	George Mason	71 64				
121	A	Saint Louis	76 66												
137	H	Saint Joseph's	50 69												

Non-Div I Games:

Duquesne

Average RPI Win:	223	WON-LOST	WINNING	LAST 10	STRENGTH OF	OPP. STRENGTH	TEAM	ADJ.	CONF.	ADJ CONF.
Average RPI Loss:	83	RECORD	PCT. RANK	GAMES	SCHEDULE	OF SCHEDULE	RPI	RPI	RPI	RPI
DIV. I ONLY	19- 12	104	7- 3	170	98	107	107	17	17	
DIV. I NON-CONF.	6- 8	209	0- 0	179	21	178	178	16	16	

TOTALS	RPI 1-25	RPI 26-50	W-L RECORDS	RPI 51-100	RPI 101-999	RPI 201+				
19- 12	0- 3	0- 3	OVERALL	1- 3	18- 3	11- 2				
9- 3	0- 0	0- 1	HOME	1- 1	8- 1	4- 1				
8- 5	0- 2	0- 1	AWAY	0- 1	8- 1	5- 1				
2- 4	0- 1	0- 1	NEUTRAL	0- 1	2- 1	2- 0				
6- 8	0- 3	0- 0	NON-CONFERENCE	1- 3	5- 2	4- 1				
3- 2	0- 0	0- 0	HOME	1- 1	2- 1	1- 1				
3- 3	0- 2	0- 0	AWAY	0- 1	3- 0	3- 0				
0- 3	0- 1	0- 0	NEUTRAL	0- 1	0- 1	0- 0				
13- 4	0- 0	0- 3	CONFERENCE	0- 0	13- 1	7- 1				
6- 1	0- 0	0- 1	HOME	0- 0	6- 0	3- 0				
5- 2	0- 0	0- 1	AWAY	0- 0	5- 1	2- 1				
2- 1	0- 0	0- 1	NEUTRAL	0- 0	2- 0	2- 0				

RPI 1-25				RPI 26-50				RPI 51-100				RPI 101+ Team's RPI: 107			
RPI	S	Opponent	Score	RPI	S	Opponent	Score	RPI	S	Opponent	Score	RPI	S	Opponent	Score
2	N	Notre Dame	46 77	47	A	Mercer	48 63	64	H	Michigan St.	74 83	104	H	Cincinnati	87 77
9	A	Tennessee	49 87	47	H	Mercer	65 85	74	H	Duquesne	81 77	106	A	Chattanooga	61 55
16	A	NC State	58 70	47	N	Mercer	53 68	80	A	Houston	69 88	106	H	Chattanooga	65 58
								97	N	Western Mi ch.	79 87	113	N	Washington St.	76 80
												155	A	Samford	64 52
												155	H	Samford	76 48
												189	A	Furman	69 57
												189	H	Furman	56 46
												220	A	UNCG	61 65
												220	H	UNCG	60 52
												220	N	UNCG	54 52
												254	H	Northern Ky.	45 57
												262	A	Appalachian St.	70 57
												294	A	Murray St.	96 68
												301	A	Wofford	61 58
												301	H	Wofford	82 53
												301	N	Wofford	78 64
												304	A	Western Caro.	76 46
												304	H	Western Caro.	66 50
												312	H	Tennessee Tech	74 55
												343	A	Winthrop	74 63

LAST 12 Division I GAMES:															
				47	N	Mercer	53 68	301	H	Wofford	82 53				
				220	N	UNCG	54 52	106	A	Chattanooga	61 55				
				301	N	Wofford	78 64	304	A	Western Caro.	76 46				
				47	A	Mercer	48 63	220	A	UNCG	61 65				
				155	A	Samford	64 52	155	H	Samford	76 48				
				189	H	Furman	56 46	47	H	Mercer	65 85				

Non-Div I Games: North Greenville 90 67

ETSU

■ Loss,
 ■ Non-Conf,
 ■ S Site,
 ■ Home
 ■ Away
 N Neutral

Average RPI Win:	220	WON-LOST	WINNING	LAST 10	STRENGTH OF	OPP. STRENGTH	TEAM	ADJ.	CONF.	ADJ CONF.
Average RPI Loss:	128	RECORD	PCT. RANK	GAMES	SCHEDULE	OF SCHEDULE	RPI	RPI	RPI	RPI
DIV. I ONLY	16- 15	171	5- 5	224	103	195	195	7	7	
DIV. I NON-CONF.	8- 5	111	0- 0	312	339	245	245	7	7	

TOTALS	RPI 1-25	RPI 26-50	W-L RECORDS	RPI 51-100	RPI 101-999	RPI 201+				
16- 15	0- 3	0- 1	OVERALL	1- 1	15- 10	9- 2				
11- 5	0- 1	0- 0	HOME	1- 0	10- 4	6- 0				
3- 7	0- 0	0- 0	AWAY	0- 1	3- 1	1- 0				
2- 3	0- 1	0- 0	NEUTRAL	0- 0	2- 2	2- 0				
8- 5	0- 0	0- 0	NON-CONFERENCE	0- 0	8- 5	7- 1				
6- 2	0- 0	0- 0	HOME	0- 0	6- 2	5- 0				
1- 1	0- 0	0- 0	AWAY	0- 0	1- 1	1- 1				
1- 2	0- 0	0- 0	NEUTRAL	0- 0	1- 2	1- 0				
8- 10	0- 3	0- 1	CONFERENCE	1- 1	7- 5	2- 1				
5- 3	0- 1	0- 0	HOME	1- 0	4- 2	1- 0				
2- 6	0- 1	0- 1	AWAY	0- 1	2- 3	0- 1				
1- 1	0- 1	0- 0	NEUTRAL	0- 0	1- 0	1- 0				

RPI	S	Opponent	Score	RPI	S	Opponent	Score	RPI	S	Opponent	Score	RPI	S	Opponent	Score	Team's RPI: 195
1	H	UConn	35 96	46	A	UCF	54 75	80	A	Houston	81 97	104	A	Cincinnati	79 70	
14	A	South Fla.	47 88					80	H	Houston	80 78	104	H	Cincinnati	54 66	
14	N	South Fla.	44 80									124	A	Tulane	58 64	
												150	H	Wichita St.	77 67	
												156	H	William & Mary	65 71	
												166	N	Jacksonville St.	73 82	
												170	H	Charlotte	58 55	
												172	N	UTEP	79 93	
												182	H	Temple	64 65	
												192	A	Memphis	36 72	
												192	H	Memphis	75 62	
												197	A	Tulsa	59 57	
												197	H	Tulsa	73 67	
												199	H	Richmond	64 65	
												213	A	SMU	51 65	
												213	H	SMU	76 47	
												213	N	SMU	85 74	
												217	H	Norfolk St.	51 46	
												251	A	UNCW	62 66	
												253	N	Rider	66 63	
												267	H	UMES	64 54	
												299	A	Kennesaw St.	66 56	
												303	H	USC Upstate	66 53	
												321	H	N.C. Central	73 61	
												341	H	Savannah St.	103 37	
LAST 12 Division I GAMES:																
14	N	South Fla.	44 80	192	H	Memphis	75 62	14	A	South Fla.	47 88					
213	N	SMU	85 74	213	H	SMU	76 47									
46	A	UCF	54 75	150	H	Wichita St.	77 67									
182	H	Temple	64 65	104	A	Cincinnati	79 70									
197	A	Tulsa	59 57	124	A	Tulane	58 64									
80	A	Houston	81 97													

Non-Div I Games:

East Carolina

■ Loss,
 ■ Non-Conf,
 ■ S Site,
 ■ Home
 ■ Away
 N Neutral

Average RPI Win:	281	WON-LOST	WINNING	LAST 10	STRENGTH OF	OPP. STRENGTH	TEAM	ADJ.	CONF.	ADJ CONF.
Average RPI Loss:	204	RECORD	PCT. RANK	GAMES	SCHEDULE	OF SCHEDULE	RPI	RPI	RPI	RPI
DIV. I ONLY	3- 26	337	1- 9	292	278	345	345	25	25	
DIV. I NON-CONF.	1- 10	327	0- 0	297	278	346	346	27	27	

TOTALS	RPI 1-25	RPI 26-50	W-L RECORDS	RPI 51-100	RPI 101-999	RPI 201+				
3- 26	0- 0	0- 0	OVERALL	0- 3	3- 23	2- 13				
3- 11	0- 0	0- 0	HOME	0- 1	3- 10	2- 7				
0- 14	0- 0	0- 0	AWAY	0- 2	0- 12	0- 6				
0- 1	0- 0	0- 0	NEUTRAL	0- 0	0- 1	0- 0				
1- 10	0- 0	0- 0	NON-CONFERENCE	0- 1	1- 9	1- 4				
1- 4	0- 0	0- 0	HOME	0- 0	1- 4	1- 3				
0- 5	0- 0	0- 0	AWAY	0- 1	0- 4	0- 1				
0- 1	0- 0	0- 0	NEUTRAL	0- 0	0- 1	0- 0				
2- 16	0- 0	0- 0	CONFERENCE	0- 2	2- 14	1- 9				
2- 7	0- 0	0- 0	HOME	0- 1	2- 6	1- 4				
0- 9	0- 0	0- 0	AWAY	0- 1	0- 8	0- 5				
0- 0	0- 0	0- 0	NEUTRAL	0- 0	0- 0	0- 0				

RPI 1-25				RPI 26-50				RPI 51-100				RPI 101+				Team's RPI: 345	
RPI	S	Opponent	Score	RPI	S	Opponent	Score	RPI	S	Opponent	Score	RPI	S	Opponent	Score		
								58	A	Bel mont	37	59	103	N	Del aware	37	66
								58	H	Bel mont	58	86	123	A	Cleveland St.	69	77
								85	A	Wright St.	46	81	137	A	Saint Joseph' s	62	80
												146	H	Northern Ill.	64	93	
												158	A	UT Martin	57	85	
												158	H	UT Martin	44	72	
												163	A	SIUE	52	62	
												163	H	SIUE	76	72	
												166	H	Jacksonville St.	50	59	
												175	A	Northwestern	40	74	
												191	A	Morehead St.	81	89	
												204	H	North Texas	61	63	
												230	A	Southeast Mo. St.	48	51	
												230	H	Southeast Mo. St.	54	77	
												250	A	Austin Peay	59	69	
												250	H	Austin Peay	66	75	
												269	H	Bradley	52	67	
												290	H	Val parai so	67	76	
												294	A	Murray St.	61	72	
												294	H	Murray St.	63	70	
												312	H	Tennessee Tech	57	60	
												315	A	Eastern Ky.	51	67	
												325	A	Fort Wayne	77	93	
												330	A	Tennessee St.	68	86	
												330	H	Tennessee St.	66	59	
												349	H	Evansvill e	79	52	

LAST 12 Division I GAMES:																	
				163	H	SIUE	76	72	312	H	Tennessee Tech	57	60				
				294	H	Murray St.	63	70	166	H	Jacksonville St.	50	59				
				158	A	UT Martin	57	85	330	A	Tennessee St.	68	86				
				230	A	Southeast Mo. St.	48	51	58	A	Bel mont	37	59				
				250	H	Austin Peay	66	75	230	H	Southeast Mo. St.	54	77				
				163	A	SIUE	52	62	158	H	UT Martin	44	72				

Non-Div I Games:

Eastern III.

Average RPI Win:	264	WON-LOST	WINNING	LAST 10	STRENGTH OF	OPP. STRENGTH	TEAM	ADJ.	CONF.	ADJ CONF.
Average RPI Loss:	186	RECORD	PCT. RANK	GAMES	SCHEDULE	OF SCHEDULE	RPI	RPI	RPI	RPI
DIV. I ONLY	7- 19	287	1- 9	299	237	315	315	25	25	
DIV. I NON-CONF.	2- 6	280	0- 0	316	71	304	304	27	27	

TOTALS	RPI 1-25	RPI 26-50	W-L RECORDS	RPI 51-100	RPI 101-999	RPI 201+				
7- 19	0- 0	0- 0	OVERALL	0- 2	7- 17	5- 8				
5- 7	0- 0	0- 0	HOME	0- 1	5- 6	3- 2				
2- 12	0- 0	0- 0	AWAY	0- 1	2- 11	2- 6				
0- 0	0- 0	0- 0	NEUTRAL	0- 0	0- 0	0- 0				
2- 6	0- 0	0- 0	NON-CONFERENCE	0- 0	2- 6	2- 2				
1- 2	0- 0	0- 0	HOME	0- 0	1- 2	1- 0				
1- 4	0- 0	0- 0	AWAY	0- 0	1- 4	1- 2				
0- 0	0- 0	0- 0	NEUTRAL	0- 0	0- 0	0- 0				
5- 13	0- 0	0- 0	CONFERENCE	0- 2	5- 11	3- 6				
4- 5	0- 0	0- 0	HOME	0- 1	4- 4	2- 2				
1- 8	0- 0	0- 0	AWAY	0- 1	1- 7	1- 4				
0- 0	0- 0	0- 0	NEUTRAL	0- 0	0- 0	0- 0				

RPI 1-25				RPI 26-50				RPI 51-100				RPI 101+				Team's RPI: 315
RPI	S	Opponent	Score	RPI	S	Opponent	Score	RPI	S	Opponent	Score	RPI	S	Opponent	Score	
								58	A	Bel mont	62 95	104	A	Cincinnati	53 64	
								58	H	Bel mont	55 77	110	A	George Mason	41 64	
												115	H	Ohio	57 69	
												148	H	Kent St.	57 65	
												158	A	UT Martin	49 77	
												158	H	UT Martin	54 72	
												163	H	SIUE	60 62	
												166	A	Jacksonville St.	51 65	
												166	H	Jacksonville St.	48 44	
												191	A	Morehead St.	51 62	
												191	H	Morehead St.	59 56	
												210	A	Bowling Green	60 77	
												220	H	UNCG	70 59	
												225	A	Akron	45 62	
												230	A	Southeast Mo. St.	55 69	
												230	H	Southeast Mo. St.	52 66	
												250	A	Austin Peay	45 59	
												294	A	Murray St.	68 75	
												304	A	Western Caro.	62 59	
												312	A	Tennessee Tech	76 68	
												312	H	Tennessee Tech	55 53	
												330	A	Tennessee St.	58 69	
												330	H	Tennessee St.	58 59	
												345	H	Eastern Ill.	67 51	
LAST 12 Division I GAMES:																
191	A	Morehead St.	51 62	330	H	Tennessee St.	58 59									
230	H	Southeast Mo. St.	52 66	58	H	Bel mont	55 77									
330	A	Tennessee St.	58 69	294	A	Murray St.	68 75									
58	A	Bel mont	62 95	250	A	Austin Peay	45 59									
191	H	Morehead St.	59 56	166	H	Jacksonville St.	48 44									
158	H	UT Martin	54 72	312	H	Tennessee Tech	55 53									

Non-Div I Games: Ohio Christian 69 45

Eastern Ky.

Average RPI Win: 188

Average RPI Loss: 121

WON-LOST
RECORDWINNING
PCT. RANKLAST 10
GAMESSTRENGTH OF
SCHEDULEOPP. STRENGTH
OF SCHEDULETEAM
RPIADJ.
RPICONF.
RPIADJ CONF.
RPIDIV. I ONLY
DIV. I NON-CONF.10- 20
3- 7255
2542- 8
0- 0106
328107
332200
308200
3088
88
8

TOTALS

RPI 1-25

RPI 26-50

W-L RECORDS

RPI 51-100

RPI 101-999

RPI 201+

10- 20

0- 4

0- 3

OVERALL

3- 3

7- 10

4- 4

5- 6

0- 1

0- 1

HOME

2- 1

3- 3

2- 1

5- 12

0- 2

0- 2

AWAY

1- 2

4- 6

2- 3

0- 2

0- 1

0- 0

NEUTRAL

0- 0

0- 1

0- 0

3- 7

0- 0

0- 1

NON-CONFERENCE

0- 0

3- 6

3- 3

2- 0

0- 0

0- 0

HOME

0- 0

2- 0

2- 0

1- 6

0- 0

0- 1

AWAY

0- 0

1- 5

1- 3

0- 1

0- 0

0- 0

NEUTRAL

0- 0

0- 1

0- 0

7- 13

0- 4

0- 2

CONFERENCE

3- 3

4- 4

1- 1

3- 6

0- 1

0- 1

HOME

2- 1

1- 3

0- 1

4- 6

0- 2

0- 1

AWAY

1- 2

3- 1

1- 0

0- 1

0- 1

0- 0

NEUTRAL

0- 0

0- 0

0- 0

RPI 1-25

RPI 26-50

RPI 51-100

RPI 101+

Team's RPI: 200

RPI	S	Opponent	Score
19	A	Buffalo	92 97
21	A	Central Mich.	82 95
21	H	Central Mich.	72 95
21	N	Central Mich.	64 67

RPI	S	Opponent	Score
41	A	Minnesota	56 80
45	A	Ball St.	85 91
45	H	Ball St.	63 88

RPI	S	Opponent	Score
77	A	Miami (OH)	74 59
77	H	Miami (OH)	69 73
83	A	Toledo	69 80
83	H	Toledo	70 57
97	A	Western Mich.	66 74
97	H	Western Mich.	69 67

RPI	S	Opponent	Score
115	H	Ohio	73 58
123	A	Cleveland St.	65 77
140	A	Loyola Marymount	64 73
146	A	Northern Ill.	84 77
146	A	Northern Ill.	83 76
146	H	Northern Ill.	75 84
148	A	Kent St.	69 76
148	H	Kent St.	60 67
181	N	Denver	54 60
210	A	Bowling Green	54 52
225	H	Akron	65 77
245	A	Illinois St.	56 65
257	A	St. Bonaventure	51 70
326	A	Detroit Mercy	78 76
332	A	Ill. -Chicago	70 73
336	H	Florida A&M	83 61
344	H	Longwood	73 44

LAST 12 Division I GAMES:

21	N	Central Mich.	64 67	21	A	Central Mich.	82 95
146	A	Northern Ill.	84 77	115	H	Ohio	73 58
45	H	Ball St.	63 88	225	H	Akron	65 77
97	A	Western Mich.	66 74	45	A	Ball St.	85 91
146	H	Northern Ill.	75 84	21	H	Central Mich.	72 95
83	A	Toledo	69 80	19	A	Buffalo	92 97

Non-Div I Games: Rochester College 62 29

Eastern Mich.

Loss,
 Non-Conf,
 S Site,
 H Home
A Away
 N Neutral

Average RPI Win:	233	WON-LOST	WINNING	LAST 10	STRENGTH OF	OPP. STRENGTH	TEAM	ADJ.	CONF.	ADJ CONF.
Average RPI Loss:	105	RECORD	PCT. RANK	GAMES	SCHEDULE	OF SCHEDULE	RPI	RPI	RPI	RPI
DIV. I ONLY	16- 14	155	7- 3	167	147	149	149	19	19	
DIV. I NON-CONF.	4- 7	226	0- 0	46	125	150	150	13	13	

TOTALS	RPI 1-25	RPI 26-50	W-L RECORDS	RPI 51-100	RPI 101-999	RPI 201+				
16- 14	0- 1	0- 3	OVERALL	0- 2	16- 8	10- 2				
10- 3	0- 0	0- 1	HOME	0- 0	10- 2	5- 0				
5- 9	0- 1	0- 2	AWAY	0- 1	5- 5	5- 2				
1- 2	0- 0	0- 0	NEUTRAL	0- 1	1- 1	0- 0				
4- 7	0- 1	0- 1	NON-CONFERENCE	0- 2	4- 3	2- 0				
2- 2	0- 0	0- 0	HOME	0- 0	2- 2	1- 0				
1- 4	0- 1	0- 1	AWAY	0- 1	1- 1	1- 0				
1- 1	0- 0	0- 0	NEUTRAL	0- 1	1- 0	0- 0				
12- 7	0- 0	0- 2	CONFERENCE	0- 0	12- 5	8- 2				
8- 1	0- 0	0- 1	HOME	0- 0	8- 0	4- 0				
4- 5	0- 0	0- 1	AWAY	0- 0	4- 4	4- 2				
0- 1	0- 0	0- 0	NEUTRAL	0- 0	0- 1	0- 0				

RPI	S	Opponent	Score	RPI	S	Opponent	Score	RPI	S	Opponent	Score	RPI	S	Opponent	Score	Team's RPI: 149
7	A	Oregon	40 81	32	A	Gonzaga	45 69	62	A	Purdue	40 65	112	H	Boise St.	57 61	
				33	A	Northern Colo.	62 68	79	N	Saint Mary's (CA)	56 76	127	A	Portland St.	60 75	
				33	H	Northern Colo.	65 70					127	H	Portland St.	64 57	
												127	N	Portland St.	73 82	
												138	A	Idaho	71 85	
												138	H	Idaho	71 64	
												142	H	Idaho St.	66 64	
												145	A	Fresno St.	56 81	
												147	H	Cal Poly	75 72	
												151	H	Weber St.	77 68	
												157	H	BYU	69 73	
												158	N	UT Martin	61 58	
												203	A	North Dakota	79 81	
												203	H	North Dakota	74 70	
												212	A	Montana St.	74 77	
												235	A	Montana	75 72	
												273	A	Sacramento St.	83 72	
												273	H	Sacramento St.	83 76	
												289	A	Air Force	65 63	
												305	A	Northern Ariz.	98 83	
												305	H	Northern Ariz.	82 62	
												324	H	Utah Valley	61 41	
												329	A	Southern Utah	70 49	
												329	H	Southern Utah	58 41	

LAST 12 Division I GAMES:																
				127	N	Portland St.	73 82	235	A	Montana	75 72					
				305	A	Northern Ariz.	98 83	138	A	Idaho	71 85					
				329	A	Southern Utah	70 49	127	H	Portland St.	64 57					
				142	H	Idaho St.	66 64	273	H	Sacramento St.	83 76					
				151	H	Weber St.	77 68	33	A	Northern Colo.	62 68					
				212	A	Montana St.	74 77	203	A	North Dakota	79 81					

Non-Div I Games: Multnomah 88 42

Eastern Wash.

El on

Average RPI Win: 186

Average RPI Loss: 74

WON-LOST RECORD

WINNING PCT. RANK

LAST 10 GAMES

STRENGTH OF SCHEDULE

OPP. STRENGTH OF SCHEDULE

TEAM RPI

ADJ. RPI

CONF. RPI

ADJ CONF. RPI

DIV. I ONLY

DIV. I NON-CONF.

23- 7

7- 3

42

74

10- 0

0- 0

99

110

124

92

38

49

38

49

10

12

10

12

TOTALS

RPI 1-25

RPI 26-50

W-L RECORDS

RPI 51-100

RPI 101-999

RPI 201+

23- 7

0- 2

2- 1

OVERALL

3- 1

18- 3

10- 0

12- 0

0- 0

1- 0

HOME

1- 0

10- 0

6- 0

8- 6

0- 0

1- 0

AWAY

0- 0

7- 0

4- 0

3- 1

0- 1

0- 0

NEUTRAL

2- 0

1- 0

0- 0

7- 3

0- 2

1- 0

NON-CONFERENCE

1- 0

5- 1

2- 0

3- 0

0- 0

0- 0

HOME

0- 0

3- 0

2- 0

3- 2

0- 1

1- 0

AWAY

0- 0

2- 1

0- 0

1- 1

0- 1

0- 0

NEUTRAL

1- 0

0- 0

0- 0

16- 4

0- 0

1- 1

CONFERENCE

2- 1

13- 2

8- 0

9- 0

0- 0

1- 0

HOME

1- 0

7- 0

4- 0

5- 4

0- 0

0- 1

AWAY

0- 1

5- 2

4- 0

2- 0

0- 0

0- 0

NEUTRAL

1- 0

1- 0

0- 0

RPI 1-25

RPI 26-50

Team's RPI: 38

RPI 51-100

RPI 101+

RPI S Opponent Score

16 A NC State 57 70

22 N Iowa 61 74

RPI S Opponent Score

43 A Drexel 56 58

43 H Drexel 70 58

46 A UCF 71 57

RPI S Opponent Score

68 A James Madi son 67 70

68 H James Madi son 50 43

68 N James Madi son 76 53

94 N Al abama 60 55

RPI S Opponent Score

103 A Del aware 66 80

103 H Del aware 64 51

108 A Wake Forest 51 53

143 A Northeastern 65 46

143 H Northeastern 78 71

154 H Hampton 82 59

156 A William & Mary 75 81

156 H William & Mary 82 61

156 N William & Mary 67 50

165 A N. C. A&T 90 59

184 A Davi dson 75 58

251 A UNCW 58 49

251 H UNCW 75 67

256 A Hofstra 72 65

256 H Hofstra 80 55

263 A Col. of Charleston 77 55

263 H Col. of Charleston 97 44

280 A Towson 71 45

280 H Towson 84 61

321 H N. C. Central 78 50

343 H Winthrop 98 37

LAST 12 Division I GAMES:

68 N James Madi son 76 53

156 N William & Mary 67 50

251 A UNCW 58 49

156 H William & Mary 82 61

256 H Hofstra 80 55

143 A Northeastern 65 46

256 A Hofstra 72 65

263 H Col. of Charleston 97 44

43 H Drexel 70 58

68 H James Madi son 50 43

263 A Col. of Charleston 77 55

280 A Towson 71 45

Non-Div I Games: Coker 106 54

El on

Loss, Non-Conf, S Site, H Home A Away N Neutral

Page 80

Average RPI		Win: 294	WON-LOST RECORD	WINNING PCT. RANK	LAST 10 GAMES	STRENGTH OF SCHEDULE	OPP. STRENGTH OF SCHEDULE	TEAM RPI	ADJ. RPI	CONF. RPI	ADJ. CONF. RPI
Loss: 212											
DIV. I ONLY			1- 27	348	0- 10	313	293	349	349	24	24
DIV. I NON-CONF.			1- 8	313	0- 0	315	344	347	347	21	21
TOTALS		RPI 1-25		RPI 26-50		W-L RECORDS	RPI 51-100	RPI 101-999		RPI 201+	
1- 27	0- 0			0- 0		OVERALL	0- 6	1- 21		1- 16	
1- 10	0- 0			0- 0		HOME	0- 2	1- 8		1- 5	
0- 16	0- 0			0- 0		AWAY	0- 1	0- 4		0- 3	
0- 1	0- 0			0- 0		NEUTRAL	0- 0	0- 1		0- 1	
1- 8	0- 0			0- 0		NON-CONFERENCE	0- 2	1- 6		1- 5	
1- 1	0- 0			0- 0		HOME	0- 0	1- 1		1- 0	
0- 7	0- 0			0- 0		AWAY	0- 2	0- 5		0- 5	
0- 0	0- 0			0- 0		NEUTRAL	0- 0	0- 0		0- 0	
0- 19	0- 0			0- 0		CONFERENCE	0- 4	0- 15		0- 11	
0- 9	0- 0			0- 0		HOME	0- 2	0- 7		0- 5	
0- 9	0- 0			0- 0		AWAY	0- 2	0- 7		0- 5	
0- 1	0- 0			0- 0		NEUTRAL	0- 0	0- 1		0- 1	

RPI 1-25				RPI 26-50				RPI 51-100				RPI 101+				Team's RPI: 349	
RPI	S	Opponent	Score	RPI	S	Opponent	Score	RPI	S	Opponent	Score	RPI	S	Opponent	Score		
								56	A	Western Ky.	54	92	128	A	UNI	41	65
								72	A	Drake	66	107	128	H	UNI	60	85
								72	H	Drake	50	101	162	A	Southern Ill.	41	66
								86	A	Kentucky	62	100	162	H	Southern Ill.	62	74
								95	A	Missouri St.	51	97	191	H	Morehead St.	75	82
								95	H	Missouri St.	65	95	230	A	Southeast Mo. St.	65	74
													245	A	Illinois St.	44	70
													245	H	Illinois St.	43	67
													250	A	Austin Peay	73	82
													264	A	Indiana St.	48	56
													264	H	Indiana St.	57	66
													269	A	Bradley	47	92
													269	H	Bradley	59	117
													269	N	Bradley	49	77
													290	A	Valparaiso	59	101
													290	H	Valparaiso	54	67
													294	H	Murray St.	89	81
													307	A	Loyola Chicago	63	82
													307	H	Loyola Chicago	47	60
													310	A	Alabama A&M	56	70
													332	A	Ill. - Chicago	77	96
													345	A	Eastern Ill.	52	79
LAST 12 Division I GAMES:																	
								269	N	Bradley	49	77	269	A	Bradley	47	92
								162	A	Southern Ill.	41	66	128	H	UNI	60	85
								95	A	Missouri St.	51	97	72	H	Drake	50	101
								290	H	Valparaiso	54	67	264	H	Indiana St.	57	66
								307	H	Loyola Chicago	47	60	307	A	Loyola Chicago	63	82
								245	A	Illinois St.	44	70	290	A	Valparaiso	59	101

Non-Div I Games:	Oakland City	96	59	Westminster (MO)	79	53
------------------	--------------	----	----	------------------	----	----

Evansville

■ Loss, ■ Non-Conf, S Site, H Home A Away N Neutral

Average RPI Win:	213	WON-LOST	WINNING	LAST 10	STRENGTH OF	OPP. STRENGTH	TEAM	ADJ.	CONF.	ADJ CONF.
Average RPI Loss:	102	RECORD	PCT. RANK	GAMES	SCHEDULE	OF SCHEDULE	RPI	RPI	RPI	RPI
DIV. I ONLY	26- 4	11	9- 1	218	185	53	53	23	23	
DIV. I NON-CONF.	11- 3	45	0- 0	59	44	25	25	22	22	

TOTALS	RPI 1-25	RPI 26-50	W-L RECORDS	RPI 51-100	RPI 101-999	RPI 201+				
26- 4	1- 1	1- 0	OVERALL	4- 1	20- 2	16- 1				
14- 0	0- 0	1- 0	HOME	3- 0	10- 0	8- 0				
10- 2	0- 0	0- 0	AWAY	1- 0	9- 0	8- 0				
2- 2	1- 1	0- 0	NEUTRAL	0- 1	1- 0	0- 0				
11- 3	1- 1	1- 0	NON-CONFERENCE	2- 1	7- 1	5- 0				
5- 0	0- 0	1- 0	HOME	2- 0	2- 0	1- 0				
4- 1	0- 0	0- 0	AWAY	0- 0	4- 1	4- 0				
2- 2	1- 1	0- 0	NEUTRAL	0- 1	1- 0	0- 0				
15- 1	0- 0	0- 0	CONFERENCE	2- 0	13- 1	11- 1				
9- 0	0- 0	0- 0	HOME	1- 0	8- 0	7- 0				
6- 1	0- 0	0- 0	AWAY	1- 0	5- 1	4- 1				
0- 0	0- 0	0- 0	NEUTRAL	0- 0	0- 0	0- 0				

F
G
C
UF
G
C
U

RPI 1-25				RPI 26-50				RPI 51-100 Team's RPI: 53				RPI 101+			
RPI	S	Opponent	Score	RPI	S	Opponent	Score	RPI	S	Opponent	Score	RPI	S	Opponent	Score
6	N	Ohio St.	62 104	27	H	South Dakota St.	87 78	51	H	Harvard	65 56	106	A	Chattanooga	61 68
20	N	DePaul	89 84					58	N	Belmont	65 75	148	N	Kent St.	80 62
								86	H	Kentucky	70 64	163	H	SIUE	66 49
								98	A	Jacksonville	65 63	201	A	Stetson	74 60
								98	H	Jacksonville	63 58	201	H	Stetson	80 40
												202	A	Siena	63 50
												225	A	Akron	82 63
												237	A	North Florida	73 75
												237	H	North Florida	67 52
												239	H	Illinois	85 61
												244	A	Abilene Christian	94 55
												258	A	Lipscomb	68 54
												258	H	Lipscomb	88 52
												258	H	Lipscomb	105 55
												299	A	Kennesaw St.	78 57
												299	H	Kennesaw St.	78 51
												300	A	FIU	88 52
												303	A	USC Upstate	88 44
												303	H	USC Upstate	93 60
												339	A	NJIT	89 43
												339	H	NJIT	90 66
												339	H	NJIT	83 62
LAST 12 Division I GAMES:															
258	H	Lipscomb	105 55	303	A	USC Upstate	88 44	237	H	North Florida	67 52	98	A	Jacksonville	65 63
339	H	NJIT	83 62	237	H	North Florida	67 52	98	A	Jacksonville	65 63	237	A	North Florida	73 75
201	A	Stetson	74 60	98	A	Jacksonville	65 63	98	H	Jacksonville	63 58	258	A	Lipscomb	68 54
299	H	Kennesaw St.	78 51	237	A	North Florida	73 75	258	H	Jacksonville	63 58				
258	H	Lipscomb	88 52	98	H	Jacksonville	63 58								
339	A	NJIT	89 43	258	A	Lipscomb	68 54								

Non-Div I Games: Southeastern (FL) 76 66 Ave Maria 99 35 Fla. Memorial 82 43

FGCU

Loss, Non-Conf, S Site, H Home A Away N Neutral

Average RPI Win:	239	WON-LOST	WINNING	LAST 10	STRENGTH OF	OPP. STRENGTH	TEAM	ADJ.	CONF.	ADJ CONF.
Average RPI Loss:	176	RECORD	PCT. RANK	GAMES	SCHEDULE	OF SCHEDULE	RPI	RPI	RPI	RPI
DIV. I ONLY	8- 21	281	2- 8	206	222	300	300	18	18	
DIV. I NON-CONF.	3- 10	285	0- 0	236	267	318	318	20	20	

TOTALS	RPI 1-25	RPI 26-50	W-L RECORDS	RPI 51-100	RPI 101-999	RPI 201+				
8- 21	0- 1	0- 1	OVERALL	0- 4	8- 15	6- 9				
7- 10	0- 1	0- 0	HOME	0- 2	7- 7	5- 3				
1- 11	0- 0	0- 1	AWAY	0- 2	1- 8	1- 6				
0- 0	0- 0	0- 0	NEUTRAL	0- 0	0- 0	0- 0				
3- 10	0- 1	0- 1	NON-CONFERENCE	0- 2	3- 6	3- 4				
3- 6	0- 1	0- 0	HOME	0- 1	3- 4	3- 2				
0- 4	0- 0	0- 1	AWAY	0- 1	0- 2	0- 2				
0- 0	0- 0	0- 0	NEUTRAL	0- 0	0- 0	0- 0				
5- 11	0- 0	0- 0	CONFERENCE	0- 2	5- 9	3- 5				
4- 4	0- 0	0- 0	HOME	0- 1	4- 3	2- 1				
1- 7	0- 0	0- 0	AWAY	0- 1	1- 6	1- 4				
0- 0	0- 0	0- 0	NEUTRAL	0- 0	0- 0	0- 0				

RPI	S	Opponent	Score	RPI	S	Opponent	Score	RPI	S	Opponent	Score	RPI	S	Opponent	Score	Team's RPI: 300
14	H	South Fla.	52 82	50	A	Miami (FL)	69 77	53	H	FGCU	52 88	102	H	Rice	68 58	
								56	A	Western Ky.	47 101	111	H	Middle Tenn.	59 63	
								70	H	UAB	61 71	129	H	Bethune-Cookman	59 77	
								99	A	Georgetown	56 77	136	H	Louisiana Tech	57 54	
												168	H	Clemson	65 67	
												170	A	Charlotte	57 80	
												172	A	UTEP	70 86	
												172	H	UTEP	76 77	
												204	H	North Texas	46 92	
												214	A	Southern Miss.	74 70	
												242	A	Fla. Atlantic	63 67	
												242	H	Fla. Atlantic	86 65	
												259	A	UTSA	66 69	
												268	A	Howard	62 69	
												271	A	Morgan St.	51 62	
												279	A	Old Dominion	60 68	
												285	H	North Dakota St.	68 71	
												289	H	Air Force	70 69	
												295	H	Vermont	80 70	
												310	H	Alabama A&M	51 58	
												311	A	Marshall	75 78	
												311	H	Marshall	67 54	
												320	H	Charleston So.	77 70	

LAST 12 Division I GAMES:																
214	A	Southern Miss.	74 70	204	H	North Texas	46 92									
172	A	UTEP	70 86	170	A	Charlotte	57 80									
242	A	Fla. Atlantic	63 67	279	A	Old Dominion	60 68									
242	H	Fla. Atlantic	86 65	311	A	Marshall	75 78									
259	A	UTSA	66 69	70	H	UAB	61 71									
111	H	Middle Tenn.	59 63	136	H	Louisiana Tech	57 54									

Non-Div I Games:

FIU

Average RPI Win:	288	WON-LOST	WINNING	LAST 10	STRENGTH OF	OPP. STRENGTH	TEAM	ADJ.	CONF.	ADJ CONF.
Average RPI Loss:	178	RECORD	PCT. RANK	GAMES	SCHEDULE	OF SCHEDULE	RPI	RPI	RPI	RPI
DIV. I ONLY	13- 17	215	5- 5	330	277	272	272	28	28	
DIV. I NON-CONF.	3- 8	268	0- 0	309	228	310	310	25	25	

TOTALS	RPI 1-25	RPI 26-50	W-L RECORDS	RPI 51-100	RPI 101-999	RPI 201+				
13- 17	0- 0	0- 3	OVERALL	0- 0	13- 14	13- 7				
8- 5	0- 0	0- 2	HOME	0- 0	8- 3	8- 1				
5- 10	0- 0	0- 1	AWAY	0- 0	5- 9	5- 5				
0- 2	0- 0	0- 0	NEUTRAL	0- 0	0- 2	0- 1				
3- 8	0- 0	0- 1	NON-CONFERENCE	0- 0	3- 7	3- 2				
2- 2	0- 0	0- 1	HOME	0- 0	2- 1	2- 0				
1- 5	0- 0	0- 0	AWAY	0- 0	1- 5	1- 2				
0- 1	0- 0	0- 0	NEUTRAL	0- 0	0- 1	0- 0				
10- 9	0- 0	0- 2	CONFERENCE	0- 0	10- 7	10- 5				
6- 3	0- 0	0- 1	HOME	0- 0	6- 2	6- 1				
4- 5	0- 0	0- 1	AWAY	0- 0	4- 4	4- 3				
0- 1	0- 0	0- 0	NEUTRAL	0- 0	0- 1	0- 1				

RPI 1-25				RPI 26-50				RPI 51-100				RPI 101+				Team's RPI: 272	
RPI	S	Opponent	Score	RPI	S	Opponent	Score	RPI	S	Opponent	Score	RPI	S	Opponent	Score		
				30	H	Villanova	44 73					122	A	Seton Hall	61 80		
				36	A	Quinnipiac	45 77					143	A	Northeastern	43 63		
				36	H	Quinnipiac	39 58					156	A	William & Mary	47 57		
												159	A	Marist	63 71		
												159	H	Marist	34 48		
												180	N	New Hampshire	61 71		
												199	H	Richmond	67 72		
												202	A	Siena	40 51		
												202	H	Siena	44 43		
												208	A	Lehigh	53 56		
												209	A	Boston College	66 58		
												231	H	Niagara	59 53		
												253	A	Rider	68 57		
												253	H	Rider	45 61		
												253	N	Rider	64 71		
												265	A	Manhattan	44 55		
												265	H	Manhattan	55 52		
												284	A	Monmouth	65 73		
												284	H	Monmouth	61 55		
												286	A	Canisius	56 52		
												293	H	Mt. St. Mary's	76 65		
												334	A	Rhode Island	47 62		
												342	A	Iona	78 68		
												342	H	Iona	59 39		
												347	A	Saint Peter's	62 40		
												347	H	Saint Peter's	62 41		
												348	H	UMass Lowell	78 67		
LAST 12 Division I GAMES:																	
				253	N	Rider	64 71					265	A	Manhattan	44 55		
				342	H	Iona	59 39					342	A	Iona	78 68		
				284	A	Monmouth	65 73					265	H	Manhattan	55 52		
				347	A	Saint Peter's	62 40					36	H	Quinnipiac	39 58		
				202	H	Siena	44 43					253	A	Rider	68 57		
				159	H	Marist	34 48					202	A	Siena	40 51		

Non-Div I Games:

Fairfield

Average RPI Win: 295	WON-LOST RECORD	WINNING PCT. RANK	LAST 10 GAMES	STRENGTH OF SCHEDULE	OPP. STRENGTH OF SCHEDULE	TEAM RPI	ADJ. RPI	CONF. RPI	ADJ CONF. RPI
Average RPI Loss: 203									
DIV. I ONLY	14- 15	188	2- 8	344	333	282	282	29	29
DIV. I NON-CONF.	7- 3	74	0- 0	344	342	244	244	29	29

TOTALS	RPI 1-25	RPI 26-50	W-L RECORDS	RPI 51-100	RPI 101-999	RPI 201+			
14- 15	0- 0	0- 1	OVERALL	0- 0	14- 14	13- 8			
8- 7	0- 0	0- 0	HOME	0- 0	8- 7	7- 4			
6- 8	0- 0	0- 1	AWAY	0- 0	6- 7	6- 4			
0- 0	0- 0	0- 0	NEUTRAL	0- 0	0- 0	0- 0			
7- 3	0- 0	0- 1	NON-CONFERENCE	0- 0	7- 2	6- 1			
5- 1	0- 0	0- 0	HOME	0- 0	5- 1	4- 0			
2- 2	0- 0	0- 1	AWAY	0- 0	2- 1	2- 1			
0- 0	0- 0	0- 0	NEUTRAL	0- 0	0- 0	0- 0			
7- 12	0- 0	0- 0	CONFERENCE	0- 0	7- 12	7- 7			
3- 6	0- 0	0- 0	HOME	0- 0	3- 6	3- 4			
4- 6	0- 0	0- 0	AWAY	0- 0	4- 6	4- 3			
0- 0	0- 0	0- 0	NEUTRAL	0- 0	0- 0	0- 0			

RPI S Opponent	Score	RPI S Opponent	Score	RPI S Opponent	Score	RPI S Opponent	Score	Team's RPI: 282
		40 A Rutgers	35 101			109 A Saint Francis (PA)	70 89	
						109 A Saint Francis (PA)	61 80	
						109 H Saint Francis (PA)	56 80	
						134 A Robert Morris	49 62	
						134 H Robert Morris	68 77	
						153 H Army West Point	58 56	
						188 H Stony Brook	51 56	
						248 A Sacred Heart	48 61	
						248 H Sacred Heart	69 59	
						261 A LIU Brooklyn	61 49	
						261 H LIU Brooklyn	53 62	
						268 A Howard	65 68	
						274 A St. Francis Brooklyn	70 62	
						274 H St. Francis Brooklyn	45 58	
						284 H Monmouth	78 61	
						287 A Central Conn. St.	56 76	
						287 H Central Conn. St.	78 49	
						288 H Colgate	61 51	
						293 A Mt. St. Mary's	52 55	
						293 H Mt. St. Mary's	53 55	
						298 A Bryant	77 69	
						298 H Bryant	48 65	
						328 A Wagner	74 64	
						328 H Wagner	62 61	
						339 A NJIT	74 70	
						344 A Longwood	72 52	
						347 H Saint Peter's	69 59	
						348 H UMass Lowell	60 51	
LAST 12 Division I GAMES:								
109 A Saint Francis (PA)	70 89	328 H Wagner	62 61					
248 A Sacred Heart	48 61	293 H Mt. St. Mary's	53 55					
274 H St. Francis Brooklyn	45 58	287 A Central Conn. St.	56 76					
261 H LIU Brooklyn	53 62	298 A Bryant	77 69					
109 A Saint Francis (PA)	61 80	261 A LIU Brooklyn	61 49					
134 A Robert Morris	49 62	274 A St. Francis Brooklyn	70 62					

Non-Div I Games: Rutgers-Newark 76 40

Fairleigh Dickinson

Average RPI Win:	262	WON-LOST	WINNING	LAST 10	STRENGTH OF	OPP. STRENGTH	TEAM	ADJ.	CONF.	ADJ CONF.
Average RPI Loss:	162	RECORD	PCT. RANK	GAMES	SCHEDULE	OF SCHEDULE	RPI	RPI	RPI	RPI
DIV. I ONLY	13- 15	201	3- 7	277	227	242	242	18	18	
DIV. I NON-CONF.	6- 5	153	0- 0	286	301	229	229	20	20	

TOTALS	RPI 1-25	RPI 26-50	W-L RECORDS	RPI 51-100	RPI 101-999	RPI 201+				
13- 15	0- 0	0- 1	OVERALL	0- 3	13- 11	11- 6				
9- 5	0- 0	0- 1	HOME	0- 0	9- 4	7- 2				
4- 8	0- 0	0- 0	AWAY	0- 3	4- 5	4- 2				
0- 2	0- 0	0- 0	NEUTRAL	0- 0	0- 2	0- 2				
6- 5	0- 0	0- 1	NON-CONFERENCE	0- 1	6- 3	6- 2				
4- 2	0- 0	0- 1	HOME	0- 0	4- 1	4- 1				
2- 2	0- 0	0- 0	AWAY	0- 1	2- 1	2- 0				
0- 1	0- 0	0- 0	NEUTRAL	0- 0	0- 1	0- 1				
7- 10	0- 0	0- 0	CONFERENCE	0- 2	7- 8	5- 4				
5- 3	0- 0	0- 0	HOME	0- 0	5- 3	3- 1				
2- 6	0- 0	0- 0	AWAY	0- 2	2- 4	2- 2				
0- 1	0- 0	0- 0	NEUTRAL	0- 0	0- 1	0- 1				

RPI S Opponent	Score	RPI S Opponent	Score	RPI S Opponent	Score	RPI S Opponent	Score	Team's RPI: 242
47 H Mercer	55 66	56 A Western Ky.	63 82	102 H Rice	53 67	111 H Middle Tenn.	65 69	
		60 A Nebraska	69 86	136 H Louisiana Tech	86 72	141 A Colorado	69 76	
		70 A UAB	57 90	170 A Charlotte	69 83	172 A UTEP	70 75	
				172 H UTEP	72 66	204 H North Texas	51 65	
				210 N Bowling Green	55 66	214 H Southern Miss.	89 74	
				237 H North Florida	83 75	249 H Grand Canyon	73 77	
				259 A UTSA	99 65	259 N UTSA	71 83	
				264 A Indiana St.	66 58	274 H St. Francis Brooklyn	80 60	
				279 A Old Dominion	54 59	283 H UMKC	65 55	
				300 A FIU	65 86	300 H FIU	67 63	
				306 A Georgia St.	82 50	311 A Marshall	62 55	
				311 H Marshall	79 59	333 H Delaware St.	90 67	
LAST 12 Division I GAMES:								
259 N UTSA	71 83	279 A Old Dominion	54 59					
170 A Charlotte	69 83	204 H North Texas	51 65					
311 A Marshall	62 55	111 H Middle Tenn.	65 69					
300 H FIU	67 63	56 A Western Ky.	63 82					
214 H Southern Miss.	89 74	70 A UAB	57 90					
300 A FIU	65 86	259 A UTSA	99 65					

Non-Div I Games:

Average RPI Win:	202	WON-LOST	WINNING	LAST 10	STRENGTH OF	OPP. STRENGTH	TEAM	ADJ.	CONF.	ADJ CONF.
Average RPI Loss:	69	RECORD	PCT. RANK	GAMES	SCHEDULE	OF SCHEDULE	RPI	RPI	RPI	RPI
DIV. I ONLY	11- 19	241	1- 9	59	49	178	178	2	2	
DIV. I NON-CONF.	8- 5	111	0- 0	195	136	177	177	2	2	

TOTALS	RPI 1-25	RPI 26-50	W-L RECORDS	RPI 51-100	RPI 101-999	RPI 201+				
11- 19	0- 8	1- 3	OVERALL	1- 2	9- 6	4- 1				
7- 10	0- 4	0- 2	HOME	1- 2	6- 2	3- 1				
2- 7	0- 4	1- 1	AWAY	0- 0	1- 2	0- 0				
2- 2	0- 0	0- 0	NEUTRAL	0- 0	2- 2	1- 0				
8- 5	0- 2	1- 0	NON-CONFERENCE	1- 0	6- 3	4- 1				
5- 4	0- 2	0- 0	HOME	1- 0	4- 2	3- 1				
1- 0	0- 0	1- 0	AWAY	0- 0	0- 0	0- 0				
2- 1	0- 0	0- 0	NEUTRAL	0- 0	2- 1	1- 0				
3- 14	0- 6	0- 3	CONFERENCE	0- 2	3- 3	0- 0				
2- 6	0- 2	0- 2	HOME	0- 2	2- 0	0- 0				
1- 7	0- 4	0- 1	AWAY	0- 0	1- 2	0- 0				
0- 1	0- 0	0- 0	NEUTRAL	0- 0	0- 1	0- 0				

RPI	S	Opponent	Score	RPI	S	Opponent	Score	RPI	S	Opponent	Score	RPI	S	Opponent	Score	Team's RPI: 178
5	A	Mississippi St.	53 90	26	A	Georgia	43 63	86	H	Kentucky	53 56	101	A	Auburn	55 84	
5	H	Mississippi St.	50 98	26	H	Georgia	57 66	94	H	Alabama	54 63	106	H	Chattanooga	60 65	
6	H	Ohio St.	77 103	28	H	LSU	59 66	98	H	Jacksonville	69 59	137	H	Saint Joseph's	71 51	
8	H	Florida St.	54 84	35	A	Oklahoma	80 61					144	A	Arkansas	65 51	
9	H	Tennessee	42 70									152	H	Vanderbilt	88 71	
11	A	South Carolina	57 64									167	A	Ole Miss	75 78	
15	A	Texas A&M	80 85									167	H	Ole Miss	61 60	
24	A	Missouri	64 66									167	N	Ole Miss	43 48	
												199	N	Richmond	87 80	
												201	N	Stetson	71 85	
												221	H	Arkansas St.	69 70	
												306	H	Georgia St.	82 66	
												311	H	Marshall	74 69	
												333	H	Delaware St.	85 51	
												341	N	Savannah St.	90 40	

LAST 12 Division I GAMES:																
167	N	Ole Miss	43 48	5	H	Mississippi St.	50 98									
26	A	Georgia	43 63	24	A	Missouri	64 66									
9	H	Tennessee	42 70	26	H	Georgia	57 66									
152	H	Vanderbilt	88 71	5	A	Mississippi St.	53 90									
15	A	Texas A&M	80 85	167	H	Ole Miss	61 60									
11	A	South Carolina	57 64	144	A	Arkansas	65 51									

Non-Div I Games:

Florida

Average RPI Win:	310	WON-LOST	WINNING	LAST 10	STRENGTH OF	OPP. STRENGTH	TEAM	ADJ.	CONF.	ADJ CONF.
Average RPI Loss:	217	RECORD	PCT. RANK	GAMES	SCHEDULE	OF SCHEDULE	RPI	RPI	RPI	RPI
DIV. I ONLY	7- 24	310	4- 6	335	317	336	336	30	30	
DIV. I NON-CONF.	1- 11	331	0- 0	325	176	343	343	30	30	

TOTALS	RPI 1-25	RPI 26-50	W-L RECORDS	RPI 51-100	RPI 101-999	RPI 201+				
7- 24	0- 0	0- 0	OVERALL	0- 3	7- 21	7- 15				
3- 7	0- 0	0- 0	HOME	0- 0	3- 7	3- 5				
2- 15	0- 0	0- 0	AWAY	0- 3	2- 12	2- 9				
2- 2	0- 0	0- 0	NEUTRAL	0- 0	2- 2	2- 1				
1- 11	0- 0	0- 0	NON-CONFERENCE	0- 3	1- 8	1- 7				
0- 2	0- 0	0- 0	HOME	0- 0	0- 2	0- 2				
1- 8	0- 0	0- 0	AWAY	0- 3	1- 5	1- 4				
0- 1	0- 0	0- 0	NEUTRAL	0- 0	0- 1	0- 1				
6- 13	0- 0	0- 0	CONFERENCE	0- 0	6- 13	6- 8				
3- 5	0- 0	0- 0	HOME	0- 0	3- 5	3- 3				
1- 7	0- 0	0- 0	AWAY	0- 0	1- 7	1- 5				
2- 1	0- 0	0- 0	NEUTRAL	0- 0	2- 1	2- 0				

RPI 1-25				RPI 26-50				RPI 51-100				RPI 101+				Team's RPI: 336
RPI	S	Opponent	Score	RPI	S	Opponent	Score	RPI	S	Opponent	Score	RPI	S	Opponent	Score	
								77	A	Miami (OH)	33 73	129	A	Bethune-Cookman	42 44	
								88	A	Kansas St.	57 81	129	H	Bethune-Cookman	42 62	
								94	A	Alabama	55 91	154	A	Hampton	65 66	
												165	H	N. C. A&T	52 73	
												165	N	N. C. A&T	61 65	
												200	A	Eastern Mich.	61 83	
												217	A	Norfolk St.	49 70	
												224	A	Xavier	52 70	
												229	N	A&M-Corpus Christi	55 58	
												237	H	North Florida	68 77	
												241	A	Omaha	73 78	
												248	H	Sacred Heart	68 73	
												252	A	Texas Tech	63 82	
												267	A	UMES	70 87	
												268	A	Howard	65 76	
												268	H	Howard	74 59	
												268	N	Howard	69 64	
												271	A	Morgan St.	56 61	
												271	H	Morgan St.	44 59	
												304	A	Western Caro.	80 63	
												308	A	UTRGV	38 51	
												317	H	South Carolina St.	49 82	
												321	H	N. C. Central	84 81	
												322	A	Coppin St.	56 62	
												333	A	Delaware St.	73 65	
												333	H	Delaware St.	59 54	
												341	H	Savannah St.	47 65	
												341	N	Savannah St.	66 64	

LAST 12 Division I GAMES:																
				165	N	N. C. A&T	61 65	333	A	Delaware St.	73 65					
				341	N	Savannah St.	66 64	271	H	Morgan St.	44 59					
				268	N	Howard	69 64	321	H	N. C. Central	84 81					
				129	H	Bethune-Cookman	42 62	267	A	UMES	70 87					
				317	H	South Carolina St.	49 82	268	A	Howard	65 76					
				165	H	N. C. A&T	52 73	341	H	Savannah St.	47 65					

Non-Div I Games: Lynn 74 37

Florida A&M

Average RPI Win:	118	WON-LOST	WINNING	LAST 10	STRENGTH OF	OPP. STRENGTH	TEAM	ADJ.	CONF.	ADJ CONF.
Average RPI Loss:	15	RECORD	PCT. RANK	GAMES	SCHEDULE	OF SCHEDULE	RPI	RPI	RPI	RPI
DIV. I ONLY	25- 6	22	7- 3	12	19	8	8	1	1	
DIV. I NON-CONF.	12- 1	6	0- 0	29	90	5	5	1	1	

TOTALS	RPI 1-25	RPI 26-50	W-L RECORDS	RPI 51-100	RPI 101-999	RPI 201+				
25- 6	2- 5	5- 1	OVERALL	5- 0	13- 0	4- 0				
13- 1	0- 1	2- 0	HOME	4- 0	7- 0	3- 0				
11- 4	2- 3	2- 1	AWAY	1- 0	6- 0	1- 0				
1- 1	0- 1	1- 0	NEUTRAL	0- 0	0- 0	0- 0				
12- 1	1- 1	1- 0	NON-CONFERENCE	3- 0	7- 0	3- 0				
6- 0	0- 0	0- 0	HOME	2- 0	4- 0	2- 0				
6- 1	1- 1	1- 0	AWAY	1- 0	3- 0	1- 0				
0- 0	0- 0	0- 0	NEUTRAL	0- 0	0- 0	0- 0				
13- 5	1- 4	4- 1	CONFERENCE	2- 0	6- 0	1- 0				
7- 1	0- 1	2- 0	HOME	2- 0	3- 0	1- 0				
5- 3	1- 2	1- 1	AWAY	0- 0	3- 0	0- 0				
1- 1	0- 1	1- 0	NEUTRAL	0- 0	0- 0	0- 0				

RPI	S	Opponent	Score	RPI	S	Opponent	Score	RPI	S	Opponent	Score	RPI	S	Opponent	Score
2	H	Notre Dame	69 100	31	H	Virginia	77 62	55	H	Arizona St.	77 66	108	A	Wake Forest	81 79
2	N	Notre Dame	80 90	37	A	Syracuse	69 76	65	H	Virginia Tech	107 62	117	H	North Carolina	103 65
4	A	Louisville	50 49	48	A	Creighton	92 82	67	H	Georgia Tech	64 61	155	H	Samford	87 62
12	A	Texas	72 87	50	A	Miami (FL)	91 71	68	A	James Madison	79 63	166	A	Jacksonville St.	75 51
16	A	NC State	56 65	50	H	Miami (FL)	105 67	98	H	Jacksonville	82 50	168	A	Clemson	69 47
18	A	Duke	66 79	50	N	Miami (FL)	73 69					168	H	Clemson	91 43
22	A	Iowa	94 93									178	A	Florida	84 54

LAST 12 Division I GAMES:															
		2 N Notre Dame	80 90			50 A Miami (FL)	91 71								
		50 N Miami (FL)	73 69			31 H Virginia	77 62								
		67 H Georgia Tech	64 61			183 A Pittsburgh	66 59								
		209 H Boston College	67 39			16 A NC State	56 65								
		18 A Duke	66 79			2 H Notre Dame	69 100								
		168 H Clemson	91 43			4 A Louisville	50 49								

Non-Div I Games:

Florida St.

Average RPI Win:	190	WON-LOST	WINNING	LAST 10	STRENGTH OF	OPP. STRENGTH	TEAM	ADJ.	CONF.	ADJ CONF.
Average RPI Loss:	95	RECORD	PCT. RANK	GAMES	SCHEDULE	OF SCHEDULE	RPI	RPI	RPI	RPI
DIV. I ONLY	22- 9	61	6- 4	163	111	84	84	13	13	
DIV. I NON-CONF.	9- 4	82	0- 0	128	75	70	70	10	10	

TOTALS	RPI 1-25	RPI 26-50	W-L RECORDS	RPI 51-100	RPI 101-999	RPI 201+				
22- 9	0- 1	1- 2	OVERALL	5- 2	16- 4	9- 1				
14- 3	0- 1	1- 1	HOME	3- 0	10- 1	6- 0				
8- 5	0- 0	0- 1	AWAY	2- 2	6- 2	3- 1				
0- 1	0- 0	0- 0	NEUTRAL	0- 0	0- 1	0- 0				
9- 4	0- 1	1- 0	NON-CONFERENCE	3- 2	5- 1	3- 1				
7- 1	0- 1	1- 0	HOME	2- 0	4- 0	2- 0				
2- 3	0- 0	0- 0	AWAY	1- 2	1- 1	1- 1				
0- 0	0- 0	0- 0	NEUTRAL	0- 0	0- 0	0- 0				
13- 5	0- 0	0- 2	CONFERENCE	2- 0	11- 3	6- 0				
7- 2	0- 0	0- 1	HOME	1- 0	6- 1	4- 0				
6- 2	0- 0	0- 1	AWAY	1- 0	5- 1	2- 0				
0- 1	0- 0	0- 0	NEUTRAL	0- 0	0- 1	0- 0				

RPI 1-25				RPI 26-50				RPI 51-100				Team's RPI: 84				RPI 101+			
RPI	S	Opponent	Score	RPI	S	Opponent	Score	RPI	S	Opponent	Score	RPI	S	Opponent	Score	RPI	S	Opponent	Score
10	H	UCLA	30 67	33	H	Northern Colo.	48 33	66	H	UC Davis	70 62	110	A	George Mason	67 62				
				34	A	Dayton	54 79	74	A	Duquesne	51 43	121	A	Saint Louis	85 91				
				34	H	Dayton	62 63	75	A	St. John's (NY)	67 64	121	H	Saint Louis	66 63				
								78	H	George Washington	61 50	133	H	Hartford	69 44				
								82	A	Albany (NY)	52 59	137	H	Saint Joseph's	50 52				
								91	H	Bucknell	71 62	137	N	Saint Joseph's	49 52				
								93	A	Penn St.	60 65	183	H	Pittsburgh	58 55				
												184	A	Davidson	58 45				
												184	H	Davidson	66 58				
												199	A	Richmond	43 38				
												209	A	Boston College	52 55				
												246	H	La Salle	66 45				
												257	H	St. Bonaventure	72 48				
												265	A	Manhattan	54 48				
												276	A	Massachusetts	62 51				
												281	A	VCU	64 54				
												323	H	UMBC	55 46				
												334	H	Rhode Island	75 53				
												334	H	Rhode Island	76 64				
												342	H	Iona	78 48				

LAST 12 Division I GAMES:																			
				137	N	Saint Joseph's	49 52	184	A	Davidson	58 45								
				334	H	Rhode Island	75 53	334	H	Rhode Island	76 64								
				137	H	Saint Joseph's	50 52	121	A	Saint Louis	85 91								
				74	A	Duquesne	51 43	110	A	George Mason	67 62								
				34	A	Dayton	54 79	257	H	St. Bonaventure	72 48								
				246	H	La Salle	66 45	199	A	Richmond	43 38								

Non-Div I Games:

Fordham

Loss,
Non-Conf, S Site, H Home
A Away
N Neutral

Average RPI Win:	298	WON-LOST	WINNING	LAST 10	STRENGTH OF	OPP. STRENGTH	TEAM	ADJ.	CONF.	ADJ CONF.
Average RPI Loss:	158	RECORD	PCT. RANK	GAMES	SCHEDULE	OF SCHEDULE	RPI	RPI	RPI	RPI
DIV. I ONLY	3- 22	332	0- 10	166	206	325	325	12	12	
DIV. I NON-CONF.	2- 8	290	0- 0	296	313	337	337	17	17	

TOTALS	RPI 1-25	RPI 26-50	W-L RECORDS	RPI 51-100	RPI 101-999	RPI 201+				
3- 22	0- 0	0- 3	OVERALL	0- 6	3- 13	3- 8				
3- 8	0- 0	0- 1	HOME	0- 2	3- 5	3- 2				
0- 13	0- 0	0- 2	AWAY	0- 3	0- 8	0- 6				
0- 1	0- 0	0- 0	NEUTRAL	0- 1	0- 0	0- 0				
2- 8	0- 0	0- 1	NON-CONFERENCE	0- 1	2- 6	2- 5				
2- 2	0- 0	0- 0	HOME	0- 0	2- 2	2- 1				
0- 6	0- 0	0- 1	AWAY	0- 1	0- 4	0- 4				
0- 0	0- 0	0- 0	NEUTRAL	0- 0	0- 0	0- 0				
1- 14	0- 0	0- 2	CONFERENCE	0- 5	1- 7	1- 3				
1- 6	0- 0	0- 1	HOME	0- 2	1- 3	1- 1				
0- 7	0- 0	0- 1	AWAY	0- 2	0- 4	0- 2				
0- 1	0- 0	0- 0	NEUTRAL	0- 1	0- 0	0- 0				

RPI	S	Opponent	Score	RPI	S	Opponent	Score	RPI	S	Opponent	Score	RPI	S	Opponent	Score
27	A	South Dakota St.	49 105	58	A	Belmont	42 74	132	H	Milwaukee	48 60				
27	H	South Dakota St.	55 77	59	A	South Dakota	43 85	173	A	Oral Roberts	45 66				
39	A	Michigan	45 77	59	H	South Dakota	60 79	173	H	Oral Roberts	48 73				
				59	N	South Dakota	32 83	181	A	Denver	65 86				
				100	A	Western Ill.	44 91	181	H	Denver	55 73				
				100	H	Western Ill.	64 100	222	A	Coastal Caro.	58 67				
								224	A	Xavier	50 62				
								239	A	Illinois	50 64				
								241	A	Omaha	61 77				
								241	H	Omaha	76 65				
								285	A	North Dakota St.	56 72				
								285	H	North Dakota St.	52 66				
								290	A	Valparaiso	50 68				
								307	H	Loyola Chicago	79 70				
								332	H	Ill. -Chicago	51 67				
								345	H	Eastern Ill.	93 77				
LAST 12 Division I GAMES:															
59	N	South Dakota	32 83	173	A	Oral Roberts	45 66								
27	H	South Dakota St.	55 77	27	A	South Dakota St.	49 105								
285	H	North Dakota St.	52 66	285	A	North Dakota St.	56 72								
241	A	Omaha	61 77	100	A	Western Ill.	44 91								
59	H	South Dakota	60 79	59	A	South Dakota	43 85								
181	A	Denver	65 86	241	H	Omaha	76 65								

Non-Div I Games: Quincy 73 72 Maryville (MO) 70 76 Findlay 55 75

Fort Wayne

Average RPI Win: 201	WON-LOST RECORD	WINNING PCT. RANK	LAST 10 GAMES	STRENGTH OF SCHEDULE	OPP. STRENGTH OF SCHEDULE	TEAM RPI	ADJ. RPI	CONF. RPI	ADJ CONF. RPI
Average RPI Loss: 142									
DIV. I ONLY	16- 14	155	6- 4	144	153	145	145	16	16
DIV. I NON-CONF.	5- 6	187	0- 0	118	244	182	182	14	14

TOTALS	RPI 1-25	RPI 26-50	W-L RECORDS	RPI 51-100	RPI 101-999	RPI 201+			
16- 14	0- 0	0- 0	OVERALL	2- 5	14- 9	8- 2			
11- 4	0- 0	0- 0	HOME	1- 3	10- 1	5- 1			
5- 9	0- 0	0- 0	AWAY	1- 2	4- 7	3- 1			
0- 1	0- 0	0- 0	NEUTRAL	0- 0	0- 1	0- 0			
5- 6	0- 0	0- 0	NON-CONFERENCE	0- 1	5- 5	2- 1			
4- 2	0- 0	0- 0	HOME	0- 1	4- 1	1- 1			
1- 4	0- 0	0- 0	AWAY	0- 0	1- 4	1- 0			
0- 0	0- 0	0- 0	NEUTRAL	0- 0	0- 0	0- 0			
11- 8	0- 0	0- 0	CONFERENCE	2- 4	9- 4	6- 1			
7- 2	0- 0	0- 0	HOME	1- 2	6- 0	4- 0			
4- 5	0- 0	0- 0	AWAY	1- 2	3- 3	2- 1			
0- 1	0- 0	0- 0	NEUTRAL	0- 0	0- 1	0- 0			

RPI S Opponent	Score	RPI S Opponent	Score	RPI S Opponent	Score	RPI S Opponent	Score	Team's RPI: 145
				55 H Arizona St.	49 81	112 A Boise St.	66 75	
				76 A Wyomi ng	57 74	116 A Colorado St.	75 64	
				76 H Wyomi ng	60 47	116 H Colorado St.	56 45	
				89 A New Mexi co	75 88	116 N Colorado St.	55 71	
				89 H New Mexi co	89 93	131 A San Francis co	62 70	
				92 A UNLV	74 72	135 A Texas St.	59 76	
				92 H UNLV	58 73	149 H Eastern Wash.	81 56	
						151 H Weber St.	81 78	
						174 A Nevada	73 90	
						174 H Nevada	68 55	
						177 A UT Arl ington	54 67	
						185 H Paci fic	81 70	
						194 A CSUN	72 85	
						207 A UC Santa Barbara	64 57	
						226 H UC Ri versi de	56 68	
						235 H Montana	61 58	
						270 A San Diego St.	66 60	
						270 H San Diego St.	64 53	
						277 H San Jose St.	81 71	
						289 A Air Force	64 58	
						289 H Air Force	64 48	
						316 A Utah St.	52 60	
						316 H Utah St.	57 56	
LAST 12 Division I GAMES:								
116 N Colorado St.	55 71	270 A San Diego St.	66 60					
89 H New Mexico	89 93	76 H Wyomi ng	60 47					
76 A Wyomi ng	57 74	174 H Nevada	68 55					
92 H UNLV	58 73	289 H Air Force	64 48					
116 A Colorado St.	75 64	316 A Utah St.	52 60					
277 H San Jose St.	81 71	92 A UNLV	74 72					

Non-Div I Games:

Fresno St.

Average RPI Win: 223	WON-LOST RECORD	WINNING PCT. RANK	LAST 10 GAMES	STRENGTH OF SCHEDULE	OPP. STRENGTH OF SCHEDULE	TEAM RPI	ADJ. RPI	CONF. RPI	ADJ CONF. RPI
Average RPI Loss: 152									
DIV. I ONLY	14- 13	165	4- 5	276	138	189	189	17	17
DIV. I NON-CONF.	7- 5	132	0- 0	293	187	166	166	16	16

TOTALS	RPI 1-25	RPI 26-50	W-L RECORDS	RPI 51-100	RPI 101-999	RPI 201+			
14- 13	0- 0	0- 3	OVERALL	0- 0	14- 10	9- 5			
9- 2	0- 0	0- 1	HOME	0- 0	9- 1	6- 0			
4- 9	0- 0	0- 0	AWAY	0- 0	4- 3	3- 2			
1- 2	0- 0	0- 0	NEUTRAL	0- 0	1- 2	0- 1			
7- 5	0- 0	0- 1	NON-CONFERENCE	0- 0	7- 4	5- 3			
4- 0	0- 0	0- 0	HOME	0- 0	4- 0	3- 0			
2- 4	0- 0	0- 1	AWAY	0- 0	2- 3	2- 2			
1- 1	0- 0	0- 0	NEUTRAL	0- 0	1- 1	0- 1			
7- 8	0- 0	0- 2	CONFERENCE	0- 0	7- 6	4- 2			
5- 2	0- 0	0- 1	HOME	0- 0	5- 1	3- 0			
2- 5	0- 0	0- 1	AWAY	0- 0	2- 4	1- 2			
0- 1	0- 0	0- 0	NEUTRAL	0- 0	0- 1	0- 0			

RPI S Opponent	Score	RPI S Opponent	Score	RPI S Opponent	Score	RPI S Opponent	Score	Team's RPI: 189
		26 A Georgi a	44 79			106 A Chattanooga	50 45	
		47 A Mercer	53 65			106 H Chattanooga	58 57	
		47 H Mercer	64 86			107 A ETSU	46 56	
						107 H ETSU	57 69	
						115 N Ohio	70 68	
						117 A North Carolina	56 84	
						155 A Samford	58 62	
						155 H Samford	45 41	
						155 N Samford	58 59	
						184 H Davidson	65 62	
						215 A UNC Asheville	71 63	
						220 A UNCG	74 76	
						220 H UNCG	55 54	
						224 N Xavier	62 75	
						227 A Gardner-Webb	57 71	
						247 A Presbyterian	75 76	
						251 H UNCW	76 71	
						263 H Col. of Charleston	72 58	
						299 H Kennesaw St.	78 59	
						301 A Wofford	48 79	
						301 H Wofford	63 57	
						303 A USC Upstate	80 59	
						304 A Western Caro.	68 59	
						304 H Western Caro.	66 46	
LAST 12 Division I GAMES:								
155 N Samford	58 59	155 A Samford	58 62					
301 H Wofford	63 57	47 A Mercer	53 65					
107 A ETSU	46 56	301 A Wofford	48 79					
106 A Chattanooga	50 45	106 H Chattanooga	58 57					
304 H Western Caro.	66 46	107 H ETSU	57 69					
220 H UNCG	55 54	220 A UNCG	74 76					

Non-Div I Games: Pfeiffer 102 51 Bob Jones 93 46 Converse 80 41

Furman

Average RPI Win:	277	WON-LOST	WINNING	LAST 10	STRENGTH OF	OPP. STRENGTH	TEAM	ADJ.	CONF.	ADJ CONF.
Average RPI Loss:	178	RECORD	PCT. RANK	GAMES	SCHEDULE	OF SCHEDULE	RPI	RPI	RPI	RPI
DIV. I ONLY	3- 25	334	1- 9	155	306	327	327	22	22	
DIV. I NON-CONF.	1- 8	313	0- 0	116	333	286	286	23	23	

TOTALS	RPI 1-25	RPI 26-50	W-L RECORDS	RPI 51-100	RPI 101-999	RPI 201+				
3- 25	0- 0	0- 2	OVERALL	0- 4	3- 19	2- 8				
2- 12	0- 0	0- 0	HOME	0- 3	2- 9	1- 4				
1- 12	0- 0	0- 2	AWAY	0- 1	1- 9	1- 4				
0- 1	0- 0	0- 0	NEUTRAL	0- 0	0- 1	0- 0				
1- 8	0- 0	0- 2	NON-CONFERENCE	0- 2	1- 4	1- 2				
0- 5	0- 0	0- 0	HOME	0- 2	0- 3	0- 2				
1- 3	0- 0	0- 2	AWAY	0- 0	1- 1	1- 0				
0- 0	0- 0	0- 0	NEUTRAL	0- 0	0- 0	0- 0				
2- 17	0- 0	0- 0	CONFERENCE	0- 2	2- 15	1- 6				
2- 7	0- 0	0- 0	HOME	0- 1	2- 6	1- 2				
0- 9	0- 0	0- 0	AWAY	0- 1	0- 8	0- 4				
0- 1	0- 0	0- 0	NEUTRAL	0- 0	0- 1	0- 0				

RPI	S	Opponent	Score	RPI	S	Opponent	Score	RPI	S	Opponent	Score	RPI	S	Opponent	Score	Team's RPI: 327
46	A	UCF	38 62	81	H	IUPUI	52 72	135	A	Texas St.	51 60	160	N	Louisiana	81 88	
47	A	Mercer	45 72	94	H	Alabama	36 84	135	H	Texas St.	56 81	160	N	Louisiana	81 88	
				96	A	Little Rock	52 92	160	H	Louisiana	48 58	165	A	N.C. A&T	49 60	
				96	H	Little Rock	34 64	169	A	Troy	47 88	169	A	Troy	80 95	
								176	A	South Ala.	52 79	176	H	South Ala.	74 81	
								177	A	UT Arlington	49 70	177	A	UT Arlington	73 68	
								188	H	Stony Brook	49 68	221	A	Arkansas St.	48 69	
								221	H	Arkansas St.	62 71	222	A	Coastal Caro.	51 54	
								262	A	Appalachian St.	56 87	299	H	Kennesaw St.	58 60	
								306	A	Georgia St.	56 71	306	H	Georgia St.	58 66	
								317	A	South Carolina St.	61 58	338	H	La.-Monroe	75 45	
								341	H	Savannah St.	67 71					
LAST 12 Division I GAMES:																
160	N	Louisiana	81 88	160	H	Louisiana	48 58	338	H	La.-Monroe	75 45	221	A	Arkansas St.	48 69	
169	H	Troy	80 95	96	A	Little Rock	52 92	177	A	UT Arlington	73 68	135	A	Texas St.	51 60	
176	H	South Ala.	74 81	135	H	Texas St.	56 81	160	N	Louisiana	81 88	169	A	Troy	80 95	
177	A	UT Arlington	49 70	160	N	Louisiana	48 58	176	H	South Ala.	74 81	177	A	UT Arlington	49 70	
306	H	Georgia St.	58 66	177	A	UT Arlington	73 68	221	A	Arkansas St.	48 69	262	A	Appalachian St.	56 87	

Non-Div I Games: Coastal Ga. 68 63 Thomas (GA) 79 51

Ga. Southern

Average RPI Win:	277	WON-LOST	WINNING	LAST 10	STRENGTH OF	OPP. STRENGTH	TEAM	ADJ.	CONF.	ADJ CONF.
Average RPI Loss:	168	RECORD	PCT. RANK	GAMES	SCHEDULE	OF SCHEDULE	RPI	RPI	RPI	RPI
DIV. I ONLY	16- 13	142	5- 5	319	307	227	227	27	27	
DIV. I NON-CONF.	7- 2	51	0- 0	300	218	125	125	28	28	

TOTALS	RPI 1-25	RPI 26-50	W-L RECORDS	RPI 51-100	RPI 101-999	RPI 201+				
16- 13	0- 0	0- 1	OVERALL	0- 3	16- 9	11- 6				
9- 5	0- 0	0- 1	HOME	0- 1	9- 3	6- 3				
6- 7	0- 0	0- 0	AWAY	0- 0	6- 3	4- 1				
1- 1	0- 0	0- 0	NEUTRAL	0- 0	1- 1	1- 0				
7- 2	0- 0	0- 1	NON-CONFERENCE	0- 1	7- 0	4- 0				
4- 1	0- 0	0- 1	HOME	0- 0	4- 0	3- 0				
3- 1	0- 0	0- 0	AWAY	0- 1	3- 0	1- 0				
0- 0	0- 0	0- 0	NEUTRAL	0- 0	0- 0	0- 0				
9- 11	0- 0	0- 0	CONFERENCE	0- 2	9- 9	7- 6				
5- 4	0- 0	0- 0	HOME	0- 1	5- 3	3- 3				
3- 6	0- 0	0- 0	AWAY	0- 1	3- 5	3- 3				
1- 1	0- 0	0- 0	NEUTRAL	0- 0	1- 1	1- 0				

RPI 1-25				RPI 26-50				RPI 51-100				RPI 101+				Team's RPI: 227
RPI	S	Opponent	Score	RPI	S	Opponent	Score	RPI	S	Opponent	Score	RPI	S	Opponent	Score	
				46	H	UCF	30 65	86	A	Kentucky	34 72	126	A	Radford	46 66	
								87	A	Liberty	41 59	126	H	Radford	69 53	
								87	H	Liberty	60 85	126	N	Radford	51 53	
												184	A	Davidson	70 65	
												187	A	High Point	80 83	
												187	H	High Point	54 47	
												189	H	Furman	71 57	
												191	A	Morehead St.	68 60	
												215	A	UNC Asheville	60 62	
												215	H	UNC Asheville	60 61	
												247	A	Presbyterian	69 72	
												247	H	Presbyterian	50 60	
												260	A	Campbell	55 63	
												260	H	Campbell	44 73	
												293	A	Mt. St. Mary's	75 67	
												301	H	Wofford	73 55	
												303	H	USC Upstate	60 39	
												304	H	Western Caro.	70 67	
												320	A	Charleston So.	75 59	
												320	H	Charleston So.	68 52	
												343	A	Winthrop	66 59	
												343	H	Winthrop	68 55	
												343	N	Winthrop	68 57	
												344	A	Longwood	61 54	
												344	H	Longwood	52 41	
LAST 12 Division I GAMES:																
				126	N	Radford	51 53	320	A	Charleston So.	75 59					
				343	N	Winthrop	68 57	344	H	Longwood	52 41					
				215	A	UNC Asheville	60 62	343	H	Winthrop	68 55					
				260	A	Campbell	55 63	87	A	Liberty	41 59					
				187	H	High Point	54 47	126	A	Radford	46 66					
				247	H	Presbyterian	50 60	215	H	UNC Asheville	60 61					

Non-Div I Games: Montreat 83 26 Pfeiffer 72 53 Converse 82 59

Gardner-Webb

Loss, Non-Conf, S Site, H Home A Away N Neutral

Average RPI Win:	236	WON-LOST	WINNING	LAST 10	STRENGTH OF	OPP. STRENGTH	TEAM	ADJ.	CONF.	ADJ CONF.
Average RPI Loss:	76	RECORD	PCT. RANK	GAMES	SCHEDULE	OF SCHEDULE	RPI	RPI	RPI	RPI
DIV. I ONLY	23- 9	58	7- 3	269	137	110	110	13	13	
DIV. I NON-CONF.	11- 3	45	0- 0	260	262	87	87	10	10	

TOTALS	RPI 1-25	RPI 26-50	W-L RECORDS	RPI 51-100	RPI 101-999	RPI 201+				
23- 9	0- 0	0- 2	OVERALL	2- 6	21- 1	17- 0				
16- 2	0- 0	0- 0	HOME	1- 2	15- 0	12- 0				
6- 6	0- 0	0- 0	AWAY	0- 1	6- 1	5- 0				
1- 1	0- 0	0- 0	NEUTRAL	1- 1	0- 0	0- 0				
11- 3	0- 0	0- 1	NON-CONFERENCE	2- 1	9- 1	9- 0				
9- 0	0- 0	0- 0	HOME	1- 0	8- 0	8- 0				
1- 3	0- 0	0- 1	AWAY	0- 1	1- 1	1- 0				
1- 0	0- 0	0- 0	NEUTRAL	1- 0	0- 0	0- 0				
12- 6	0- 0	0- 1	CONFERENCE	0- 5	12- 0	8- 0				
7- 2	0- 0	0- 0	HOME	0- 2	7- 0	4- 0				
5- 3	0- 0	0- 1	AWAY	0- 2	5- 0	4- 0				
0- 1	0- 0	0- 0	NEUTRAL	0- 1	0- 0	0- 0				

RPI 1-25				RPI 26-50				RPI 51-100				RPI 101+ Team's RPI: 110			
RPI	S	Opponent	Score	RPI	S	Opponent	Score	RPI	S	Opponent	Score	RPI	S	Opponent	Score
				34	A	Dayton	66 71	52	H	American	71 53	121	H	Saint Louis	81 72
				39	A	Michigan	61 75	72	N	Drake	87 75	137	A	Saint Joseph's	65 57
								74	A	Duquesne	64 71	141	A	Colorado	61 76
								78	A	George Washington	52 62	184	H	Davidson	74 61
								78	H	George Washington	61 65	199	H	Richmond	77 56
								78	N	George Washington	59 64	230	H	Southeast Mo. St.	57 38
								80	A	Houston	73 82	236	A	Loyola Maryland	80 72
								84	H	Fordham	62 67	245	H	Illinois St.	56 37
												246	A	La Salle	69 56
												246	H	La Salle	65 55
												257	A	St. Bonaventure	76 63
												257	H	St. Bonaventure	89 79
												257	H	St. Bonaventure	78 63
												261	H	LIU Brooklyn	73 70
												267	H	UMES	82 68
												276	H	Massachusetts	71 60
												279	H	Old Dominion	66 53
												281	A	VCU	65 42
												315	H	Eastern Ky.	64 41
												323	H	UMBC	58 38
												334	A	Rhode Island	92 53
												344	H	Longwood	60 41
LAST 12 Division I GAMES:															
				78	N	George Washington	59 64	276	H	Massachusetts	71 60				
				257	H	St. Bonaventure	89 79	78	H	George Washington	61 65				
				246	H	La Salle	65 55	137	A	Saint Joseph's	65 57				
				34	A	Dayton	66 71	257	A	St. Bonaventure	76 63				
				257	H	St. Bonaventure	78 63	84	H	Fordham	62 67				
				281	A	VCU	65 42	121	H	Saint Louis	81 72				

Non-Div I Games:

George Mason

Average RPI		Win: 168	WON-LOST RECORD	WINNING PCT. RANK	LAST 10 GAMES	STRENGTH OF SCHEDULE	OPP. STRENGTH OF SCHEDULE	TEAM RPI	ADJ. RPI	CONF. RPI	ADJ. CONF. RPI
Loss: 61											
DIV. I ONLY		15- 15	177	6- 4	76	45	99	99	6	6	
DIV. I NON-CONF.		5- 5	170	0- 0	226	38	167	167	6	6	
TOTALS		RPI 1-25	RPI 26-50	W-L RECORDS		RPI 51-100	RPI 101-999	RPI 201+			
15- 15	2- 4		2- 4	OVERALL		0- 3	11- 4	8- 0			
7- 5	1- 1		1- 2	HOME		0- 1	5- 1	4- 0			
6- 8	1- 3		0- 2	AWAY		0- 2	5- 1	4- 0			
2- 2	0- 0		1- 0	NEUTRAL		0- 0	1- 2	0- 0			
5- 5	0- 1		0- 1	NON-CONFERENCE		0- 1	5- 2	4- 0			
2- 1	0- 0		0- 1	HOME		0- 0	2- 0	2- 0			
2- 2	0- 1		0- 0	AWAY		0- 1	2- 0	2- 0			
1- 2	0- 0		0- 0	NEUTRAL		0- 0	1- 2	0- 0			
10- 10	2- 3		2- 3	CONFERENCE		0- 2	6- 2	4- 0			
5- 4	1- 1		1- 1	HOME		0- 1	3- 1	2- 0			
4- 6	1- 2		0- 2	AWAY		0- 1	3- 1	2- 0			
1- 0	0- 0		1- 0	NEUTRAL		0- 0	0- 0	0- 0			

RPI 1-25					RPI 26-50					RPI 51-100					Team's RPI : 99					RPI 101+				
RPI	S	Opponent	Score		RPI	S	Opponent	Score		RPI	S	Opponent	Score		RPI	S	Opponent	Score		RPI	S	Opponent	Score	
16	A	NC State	49	63	30	A	Villanova	67	68	75	A	St. John's (NY)	41	64	101	N	Auburn	40	60					
20	A	DePaul	86	85	30	H	Villanova	58	60	75	H	St. John's (NY)	63	71	106	N	Chattanooga	41	54					
20	A	DePaul	53	85	30	N	Villanova	63	58	78	A	George Washington	54	65	122	A	Seton Hall	65	70					
20	H	DePaul	62	78	41	H	Minnesota	63	73						122	H	Seton Hall	71	52					
25	A	Marquette	68	71	48	A	Creighton	58	69						130	A	Butler	63	52					
25	H	Marquette	85	58	48	H	Creighton	70	67						130	H	Butler	57	66					

Non-Div I Games:

Georgetown

■ Loss, ■ Non-Conf, S Site, H Home A Away N Neutral

Average RPI Loss: 13

DIV. I ONLY	25- 6	22	6- 4	57	40	26	26	2	2
DIV. I NON-CONF.	12- 1	6	0- 0	122	141	31	31	2	2
TOTALS	RPI 1-25	RPI 26-50	W-L RECORDS	RPI 51-100	RPI 101-999	RPI 201+			
25- 6	3- 5	2- 1	OVERALL	4- 0	16- 0	5- 0			
14- 3	1- 3	0- 0	HOME	2- 0	11- 0	5- 0			
10- 2	1- 1	2- 1	AWAY	2- 0	5- 0	0- 0			
1- 1	1- 1	0- 0	NEUTRAL	0- 0	0- 0	0- 0			
12- 1	0- 1	2- 0	NON-CONFERENCE	2- 0	8- 0	5- 0			
8- 1	0- 1	0- 0	HOME	2- 0	6- 0	5- 0			
4- 0	0- 0	2- 0	AWAY	0- 0	2- 0	0- 0			
0- 0	0- 0	0- 0	NEUTRAL	0- 0	0- 0	0- 0			
13- 5	3- 4	0- 1	CONFERENCE	2- 0	8- 0	0- 0			
6- 2	1- 2	0- 0	HOME	0- 0	5- 0	0- 0			
6- 2	1- 1	0- 1	AWAY	2- 0	3- 0	0- 0			
1- 1	1- 1	0- 0	NEUTRAL	0- 0	0- 0	0- 0			

RPI 1-25					RPI 26-50					RPI 51-100					RPI 101+				
RPI	S	Opponent	Score		RPI	S	Opponent	Score		RPI	S	Opponent	Score		RPI	S	Opponent	Score	
5	H	Mississippi St.	62	86	28	A	LSU	60	71	67	H	Georgia Tech	60	53	101	H	Auburn	60	48
9	A	Tennessee	46	62	31	A	Virginia	64	61	85	H	Wright St.	87	71	144	H	Arkansas	78	65
11	H	South Carolina	65	77	47	A	Mercer	72	54	86	A	Kentucky	56	42	152	A	Vanderbilt	81	52
11	N	South Carolina	49	71						94	A	Alabama	49	43	152	H	Vanderbilt	67	55
12	H	Texas	53	81											157	A	BYU	79	63
15	A	Texas A&M	92	84											165	A	N. C. A&T	73	63
24	H	Missouri	62	50											167	A	Ole Miss	66	52
24	N	Missouri	55	41											167	H	Ole Miss	69	45
															178	A	Florida	66	57
															178	H	Florida	63	43
															189	H	Furman	79	44
															237	H	North Florida	75	37
															268	H	Howard	87	47
															301	H	Wofford	95	56
															304	H	Western Caro.	76	50
															312	H	Tennessee Tech	56	48
LAST 12 Division I GAMES:																			
11	N	South Carolina	49	71	9	A	Tennessee	46	62										
24	N	Missouri	55	41	152	H	Vanderbilt	67	55										
178	H	Florida	63	43	167	H	Ole Miss	69	45										
94	A	Alabama	49	43	28	A	LSU	60	71										
167	A	Ole Miss	66	52	178	A	Florida	66	57										
11	H	South Carolina	65	77	24	H	Missouri	62	50										

Non-Div I Games:

Georgi a

Average RPI Win: 268	WON-LOST RECORD	WINNING PCT. RANK	LAST 10 GAMES	STRENGTH OF SCHEDULE	OPP. STRENGTH OF SCHEDULE	TEAM RPI	ADJ. RPI	CONF. RPI	ADJ CONF. RPI
Average RPI Loss: 170									
DIV. I ONLY	6- 22	314	3- 7	192	246	306	306	22	22
DIV. I NON-CONF.	2- 7	286	0- 0	185	113	281	281	23	23

TOTALS	RPI 1-25	RPI 26-50	W-L RECORDS	RPI 51-100	RPI 101-999	RPI 201+			
6- 22	0- 1	0- 0	OVERALL	0- 4	6- 17	4- 8			
5- 8	0- 0	0- 0	HOME	0- 2	5- 6	3- 2			
1- 13	0- 0	0- 0	AWAY	0- 0	1- 1	1- 0			
0- 1	0- 0	0- 0	NEUTRAL	0- 0	0- 1	0- 1			
2- 7	0- 1	0- 0	NON-CONFERENCE	0- 2	2- 4	1- 3			
2- 2	0- 0	0- 0	HOME	0- 1	2- 1	1- 1			
0- 5	0- 1	0- 0	AWAY	0- 1	0- 3	0- 2			
0- 0	0- 0	0- 0	NEUTRAL	0- 0	0- 0	0- 0			
4- 15	0- 0	0- 0	CONFERENCE	0- 2	4- 13	3- 5			
3- 6	0- 0	0- 0	HOME	0- 1	3- 5	2- 1			
1- 8	0- 0	0- 0	AWAY	0- 1	1- 7	1- 3			
0- 1	0- 0	0- 0	NEUTRAL	0- 0	0- 1	0- 1			

RPI 1-25				RPI 26-50				RPI 51-100				RPI 101+				Team's RPI: 306
RPI	S	Opponent	Score	RPI	S	Opponent	Score	RPI	S	Opponent	Score	RPI	S	Opponent	Score	
5	A	Mississippi St.	50 106					56	H	Western Ky.	63 74	135	A	Texas St.	40 62	
								67	A	Georgia Tech	51 75	135	H	Texas St.	63 83	
								96	A	Little Rock	47 54	160	H	Louisiana	60 75	
								96	H	Little Rock	50 65	166	H	Jacksonville St.	55 41	
												169	A	Troy	86 90	
												169	H	Troy	85 78	
												176	A	South Ala.	52 88	
												176	H	South Ala.	69 70	
												177	A	UT Arlington	57 62	
												177	H	UT Arlington	76 81	
												178	A	Florida	66 82	
												221	A	Arkansas St.	63 76	
												221	H	Arkansas St.	58 75	
												222	A	Coastal Caro.	49 64	
												222	N	Coastal Caro.	55 74	
												242	H	Fla. Atlantic	50 82	
												251	A	UNCW	62 74	
												262	A	Appalachian St.	62 77	
												281	H	VCU	61 56	
												299	A	Kennesaw St.	61 71	
												327	A	Ga. Southern	66 58	
												327	H	Ga. Southern	71 56	
												338	H	La. -Monroe	70 57	

LAST 12 Division I GAMES:																
				222	N	Coastal Caro.	55 74	338	H	La. -Monroe	70 57					
				176	H	South Ala.	69 70	160	H	Louisiana	60 75					
				169	H	Troy	85 78	96	A	Little Rock	47 54					
				177	A	UT Arlington	57 62	221	A	Arkansas St.	63 76					
				135	A	Texas St.	40 62	135	H	Texas St.	63 83					
				327	A	Ga. Southern	66 58	177	H	UT Arlington	76 81					

Non-Div I Games: Allen 101 56 North Greenville 91 89

Georgia St.

Average RPI Win: 175		WON-LOST RECORD	WINNING PCT. RANK	LAST 10 GAMES	STRENGTH OF SCHEDULE	OPP. STRENGTH OF SCHEDULE	TEAM RPI	ADJ. RPI	CONF. RPI	ADJ. CONF. RPI
Average RPI Loss: 33										
DIV. I ONLY		18- 13	122	5- 5	39	33	67	67	1	1
DIV. I NON-CONF.		11- 2	22	0- 0	92	197	34	34	1	1
TOTALS		RPI 1-25	RPI 26-50	W-L RECORDS		RPI 51-100	RPI 101-999	RPI 201+		
18- 13	0- 7		2- 4	OVERALL		2- 1	14- 1	7- 0		
13- 3	0- 2		1- 1	HOME		1- 0	11- 0	6- 0		
3- 8	0- 4		1- 2	AWAY		0- 1	2- 1	1- 0		
2- 2	0- 1		0- 1	NEUTRAL		1- 0	1- 0	0- 0		
11- 2	0- 1		1- 1	NON-CONFERENCE		2- 0	8- 0	6- 0		
8- 0	0- 0		0- 0	HOME		1- 0	7- 0	5- 0		
2- 1	0- 0		1- 1	AWAY		0- 0	1- 0	1- 0		
1- 1	0- 1		0- 0	NEUTRAL		1- 0	0- 0	0- 0		
7- 11	0- 6		1- 3	CONFERENCE		0- 1	6- 1	1- 0		
5- 3	0- 2		1- 1	HOME		0- 0	4- 0	1- 0		
1- 7	0- 4		0- 1	AWAY		0- 1	1- 1	0- 0		
1- 1	0- 0		0- 1	NEUTRAL		0- 0	1- 0	0- 0		

RPI 1-25				RPI 26-50				RPI 51-100				RPI 101+			
RPI	S	Opponent	Score	RPI	S	Opponent	Score	RPI	S	Opponent	Score	RPI	S	Opponent	Score
2	A	Notre Dame	69 85	26	A	Georgia	53 60	61	N	Penn	69 55	108	H	Wake Forest	79 67
2	H	Notre Dame	54 77	29	A	Princeton	67 56	62	H	Purdue	68 55	111	H	Middle Tenn.	48 45
3	N	Baylor	57 80	31	H	Virginia	56 62	65	A	Virginia Tech	62 68	117	H	North Carolina	79 61
4	H	Louisville	71 74	31	N	Virginia	58 60					168	A	Clemson	60 48
8	A	Florida St.	61 64	37	A	Syracuse	77 88					168	H	Clemson	66 33
16	A	NC State	43 56	50	H	Miami (FL)	70 51					168	N	Clemson	61 52
18	A	Duke	59 77									177	H	UT Arlington	80 52
												183	A	Pittsburgh	62 68
												209	H	Boston College	67 43
												214	H	Southern Miss.	63 44
												262	A	Appalachian St.	75 41
												299	H	Kennesaw St.	86 48
												306	H	Georgia St.	75 51
												317	H	South Carolina St.	86 40
												320	H	Charleston So.	78 51
LAST 12 Division I GAMES:															
				31	N	Virginia	58 60	209	H	Boston College	67 43				
				168	N	Clemson	61 52	168	A	Clemson	60 48				
				8	A	Florida St.	61 64	18	A	Duke	59 77				
				50	H	Miami (FL)	70 51	31	H	Virginia	56 62				
				117	H	North Carolina	79 61	65	A	Virginia Tech	62 68				
				2	A	Notre Dame	69 85	108	H	Wake Forest	79 67				

Non-Div I Games:

Georgi a Tech

Average RPI Win: 179	WON-LOST RECORD	WINNING PCT. RANK	LAST 10 GAMES	STRENGTH OF SCHEDULE	OPP. STRENGTH OF SCHEDULE	TEAM RPI	ADJ. RPI	CONF. RPI	ADJ CONF. RPI
Average RPI Loss: 73									
DIV. I ONLY	27- 5	13	9- 1	96	125	32	32	14	14
DIV. I NON-CONF.	7- 4	102	0- 0	25	106	51	51	11	11

TOTALS	RPI 1-25	RPI 26-50	W-L RECORDS	RPI 51-100	RPI 101-999	RPI 201+			
27- 5	0- 1	0- 0	OVERALL	2- 3	25- 1	8- 0			
12- 2	0- 0	0- 0	HOME	1- 2	11- 0	3- 0			
11- 1	0- 0	0- 0	AWAY	1- 0	10- 1	4- 0			
4- 2	0- 1	0- 0	NEUTRAL	0- 1	4- 0	1- 0			
7- 4	0- 1	0- 0	NON-CONFERENCE	1- 2	6- 1	1- 0			
4- 1	0- 0	0- 0	HOME	1- 1	3- 0	0- 0			
2- 1	0- 0	0- 0	AWAY	0- 0	2- 1	1- 0			
1- 2	0- 1	0- 0	NEUTRAL	0- 1	1- 0	0- 0			
20- 1	0- 0	0- 0	CONFERENCE	1- 1	19- 0	7- 0			
8- 1	0- 0	0- 0	HOME	0- 1	8- 0	3- 0			
9- 0	0- 0	0- 0	AWAY	1- 0	8- 0	3- 0			
3- 0	0- 0	0- 0	NEUTRAL	0- 0	3- 0	1- 0			

RPI 1-25				RPI 26-50				Team's RPI: 32				RPI 51-100				RPI 101+			
RPI	S	Opponent	Score	RPI	S	Opponent	Score	RPI	S	Opponent	Score	RPI	S	Opponent	Score	RPI	S	Opponent	Score
20	N	DePaul	71 88									58	N	Belmont	63 71	109	H	Saint Francis (PA)	97 74
												79	A	Saint Mary's (CA)	73 65	113	A	Washington St.	64 56
												79	H	Saint Mary's (CA)	56 72	116	A	Colorado St.	49 65
												92	H	UNLV	50 52	127	H	Portland St.	91 52
												100	H	Western Ill.	80 65	131	A	San Francisco	81 57
																131	H	San Francisco	74 47
																131	N	San Francisco	65 53
																140	A	Loyola Marymount	75 69
																140	H	Loyola Marymount	77 67
																148	N	Kent St.	77 57
																149	H	Eastern Wash.	69 45
																157	A	BYU	84 70
																157	H	BYU	62 37
																164	A	San Diego	63 44
																164	H	San Diego	58 54
																164	N	San Diego	79 71
																185	A	Pacific	99 72
																185	H	Pacific	90 66
																235	A	Montana	70 55
																238	A	Pepperdine	67 48
																238	H	Pepperdine	73 51
																238	N	Pepperdine	81 70
																291	A	Santa Clara	63 51
																291	H	Santa Clara	71 44
																318	A	Portland	70 56
																318	H	Portland	75 36

										LAST 12 Division I GAMES:									
164	N	San Diego	79 71	140	A	Loyola Marymount	75 69			79	H	Saint Mary's (CA)	56 72						
131	N	San Francisco	65 53	185	H	Pacific	90 66			157	A	BYU	84 70						
238	N	Pepperdine	81 70	164	A	San Diego	63 44			164	A	San Diego	63 44						
157	H	BYU	62 37	131	A	San Francisco	81 57												
164	H	San Diego	58 54																
238	A	Pepperdine	67 48																

Non-Div I Games:

Gonzaga

Average RPI Win:	292	WON-LOST	WINNING	LAST 10	STRENGTH OF	OPP. STRENGTH	TEAM	ADJ.	CONF.	ADJ CONF.
Average RPI Loss:	183	RECORD	PCT. RANK	GAMES	SCHEDULE	OF SCHEDULE	RPI	RPI	RPI	RPI
DIV. I ONLY	18- 13	122	8- 2	338	320	216	216	32	32	
DIV. I NON-CONF.	3- 8	268	0- 0	294	77	287	287	32	32	

TOTALS	RPI 1-25	RPI 26-50	W-L RECORDS	RPI 51-100	RPI 101-999	RPI 201+				
18- 13	0- 1	0- 0	OVERALL	0- 1	18- 11	17- 6				
11- 2	0- 1	0- 0	HOME	0- 0	11- 1	10- 1				
6- 10	0- 0	0- 0	AWAY	0- 0	6- 1	6- 1				
1- 1	0- 0	0- 0	NEUTRAL	0- 0	1- 1	1- 0				
3- 8	0- 1	0- 0	NON-CONFERENCE	0- 1	3- 6	3- 2				
2- 1	0- 1	0- 0	HOME	0- 0	2- 0	2- 0				
1- 6	0- 0	0- 0	AWAY	0- 1	1- 5	1- 2				
0- 1	0- 0	0- 0	NEUTRAL	0- 0	0- 1	0- 0				
15- 5	0- 0	0- 0	CONFERENCE	0- 0	15- 5	14- 4				
9- 1	0- 0	0- 0	HOME	0- 0	9- 1	8- 1				
5- 4	0- 0	0- 0	AWAY	0- 0	5- 4	5- 3				
1- 0	0- 0	0- 0	NEUTRAL	0- 0	1- 0	1- 0				

RPI 1-25				RPI 26-50				RPI 51-100				RPI 101+ Team's RPI: 216			
RPI	S	Opponent	Score	RPI	S	Opponent	Score	RPI	S	Opponent	Score	RPI	S	Opponent	Score
8	H	Florida St.	53 96					94	A	Alabama	49 73	117	N	North Carolina	63 79
												136	A	Louisiana Tech	53 64
												144	A	Arkansas	62 79
												179	A	Southern U.	44 63
												179	H	Southern U.	79 71
												192	A	Memphis	48 57
												221	A	Arkansas St.	56 76
												224	A	Xavier	67 72
												228	A	Texas Southern	56 66
												228	H	Texas Southern	63 73
												228	N	Texas Southern	66 59
												243	A	Prairie View	75 68
												243	H	Prairie View	81 79
												278	A	McNeese	75 60
												292	A	Alcorn	75 68
												292	H	Alcorn	80 71
												292	H	Alcorn	68 51
												296	A	Jackson St.	70 82
												296	H	Jackson St.	93 89
												297	H	Southeastern La.	61 52
												310	A	Alabama A&M	64 71
												310	H	Alabama A&M	78 49
												314	A	Alabama St.	73 52
												314	H	Alabama St.	93 71
												331	A	Ark.-Pine Bluff	66 57
												331	H	Ark.-Pine Bluff	73 63
												338	H	La.-Monroe	61 52
												340	A	Mississippi Val.	64 62
												340	H	Mississippi Val.	64 55

								LAST 12 Division I GAMES:							
								228	N	Texas Southern	66 59	296	H	Jackson St.	93 89
								292	H	Alcorn	80 71	228	A	Texas Southern	56 66
								314	A	Alabama St.	73 52	243	A	Prairie View	75 68
								310	A	Alabama A&M	64 71	292	H	Alcorn	68 51
								340	H	Mississippi Val.	64 55	179	H	Southern U.	79 71
								331	H	Ark.-Pine Bluff	73 63	340	A	Mississippi Val.	64 62

Non-Div I Games:

Grambling

■ Loss,
 ■ Non-Conf,
 ■ S Site,
 ■ Home
 ■ Away
 N Neutral

Average RPI Win: 282		WON-LOST RECORD	WINNING PCT. RANK	LAST 10 GAMES	STRENGTH OF SCHEDULE	OPP. STRENGTH OF SCHEDULE	TEAM RPI	ADJ. RPI	CONF. RPI	ADJ CONF. RPI
Average RPI Loss: 198										
DIV. I ONLY		14- 14	177	6- 4	325	330	249	249	31	31
DIV. I NON-CONF.		4- 8	239	0- 0	281	266	270	270	31	31
TOTALS		RPI 1-25	RPI 26-50	W-L RECORDS		RPI 51-100	RPI 101-999	RPI 201+		
14- 14	0- 1		0- 0	OVERALL		0- 1	14- 12	13- 6		
7- 5	0- 1		0- 0	HOME		0- 0	7- 4	7- 2		
6- 8	0- 0		0- 0	AWAY		0- 1	6- 7	5- 4		
1- 1	0- 0		0- 0	NEUTRAL		0- 0	1- 1	1- 0		
4- 8	0- 1		0- 0	NON-CONFERENCE		0- 1	4- 6	4- 2		
2- 3	0- 1		0- 0	HOME		0- 0	2- 2	2- 1		
2- 5	0- 0		0- 0	AWAY		0- 1	2- 4	2- 1		
0- 0	0- 0		0- 0	NEUTRAL		0- 0	0- 0	0- 0		
10- 6	0- 0		0- 0	CONFERENCE		0- 0	10- 6	9- 4		
5- 2	0- 0		0- 0	HOME		0- 0	5- 2	5- 1		
4- 3	0- 0		0- 0	AWAY		0- 0	4- 3	3- 3		
1- 1	0- 0		0- 0	NEUTRAL		0- 0	1- 1	1- 0		

[illegible]

Non-Div I Games:	Ari zona Chri sti an	75	51	Benedi cti ne Mesa	67	53
------------------	----------------------	----	----	--------------------	----	----

Grand Canyon

■ Loss, ■ Non-Conf, S Site, H Home A Away N Neutral

Average RPI Win:	167	WON-LOST	WINNING	LAST 10	STRENGTH OF	OPP. STRENGTH	TEAM	ADJ.	CONF.	ADJ CONF.
Average RPI Loss:	127	RECORD	PCT. RANK	GAMES	SCHEDULE	OF SCHEDULE	RPI	RPI	RPI	RPI
DIV. I ONLY	29- 3	7	9- 1	111	113	23	23	11	11	
DIV. I NON-CONF.	10- 1	15	0- 0	66	30	11	11	15	15	

TOTALS	RPI 1-25	RPI 26-50	W-L RECORDS	RPI 51-100	RPI 101-999	RPI 201+				
29- 3	1- 1	2- 0	OVERALL	6- 0	20- 2	10- 1				
13- 0	1- 0	1- 0	HOME	2- 0	9- 0	4- 0				
11- 2	0- 0	1- 0	AWAY	2- 0	8- 2	4- 1				
5- 1	0- 1	0- 0	NEUTRAL	2- 0	3- 0	2- 0				
10- 1	1- 1	2- 0	NON-CONFERENCE	1- 0	6- 0	4- 0				
4- 0	1- 0	1- 0	HOME	0- 0	2- 0	1- 0				
4- 0	0- 0	1- 0	AWAY	0- 0	3- 0	2- 0				
2- 1	0- 1	0- 0	NEUTRAL	1- 0	1- 0	1- 0				
19- 2	0- 0	0- 0	CONFERENCE	5- 0	14- 2	6- 1				
9- 0	0- 0	0- 0	HOME	2- 0	7- 0	3- 0				
7- 2	0- 0	0- 0	AWAY	2- 0	5- 2	2- 1				
3- 0	0- 0	0- 0	NEUTRAL	1- 0	2- 0	1- 0				

RPI 1-25				Team's RPI: 23				RPI 26-50				RPI 51-100				RPI 101+			
RPI	S	Opponent	Score	RPI	S	Opponent	Score	RPI	S	Opponent	Score	RPI	S	Opponent	Score				
5	N	Mississippi St.	46 67	27	H	South Dakota St.	55 41	55	N	Arizona St.	61 48	106	H	Chattanooga	60 30				
25	H	Marquette	63 55	34	A	Dayton	75 64	81	A	IUPUI	60 34	123	A	Cleveland St.	60 71				
								81	H	IUPUI	52 45	123	H	Cleveland St.	69 43				
								85	A	Wright St.	58 51	132	A	Milwaukee	65 36				
								85	H	Wright St.	75 68	132	H	Milwaukee	52 29				
								85	N	Wright St.	62 44	139	A	Youngstown St.	67 42				
												139	H	Youngstown St.	65 56				
												139	N	Youngstown St.	66 45				
												175	A	Northwestern	63 57				
												190	A	Oakland	81 48				
												190	H	Oakland	78 48				
												205	A	Wisconsin	67 34				
												211	N	Columbia	61 43				
												254	A	Northern Ky.	54 62				
												254	H	Northern Ky.	58 41				
												254	N	Northern Ky.	62 49				
												269	H	Bradley	72 40				
												307	A	Loyola Chicago	76 39				
												326	A	Detroit Mercy	85 27				
												326	H	Detroit Mercy	88 45				
												332	A	Ill. -Chicago	66 37				
												332	H	Ill. -Chicago	65 36				
LAST 12 Division I GAMES:																			

Average RPI Win:	269	WON-LOST	WINNING	LAST 10	STRENGTH OF	OPP. STRENGTH	TEAM	ADJ.	CONF.	ADJ CONF.
Average RPI Loss:	133	RECORD	PCT. RANK	GAMES	SCHEDULE	OF SCHEDULE	RPI	RPI	RPI	RPI
DIV. I ONLY	18- 13	122	8- 2	250	248	154	154	30	30	
DIV. I NON-CONF.	4- 9	249	0- 0	130	16	191	191	30	30	

TOTALS	RPI 1-25	RPI 26-50	W-L RECORDS	RPI 51-100	RPI 101-999	RPI 201+				
18- 13	0- 1	0- 3	OVERALL	0- 1	18- 8	15- 3				
8- 3	0- 0	0- 1	HOME	0- 0	8- 2	8- 1				
7- 9	0- 1	0- 2	AWAY	0- 1	7- 5	5- 2				
3- 1	0- 0	0- 0	NEUTRAL	0- 0	3- 1	2- 0				
4- 9	0- 1	0- 3	NON-CONFERENCE	0- 1	4- 4	3- 0				
2- 1	0- 0	0- 1	HOME	0- 0	2- 0	2- 0				
1- 7	0- 1	0- 2	AWAY	0- 1	1- 3	0- 0				
1- 1	0- 0	0- 0	NEUTRAL	0- 0	1- 1	1- 0				
14- 4	0- 0	0- 0	CONFERENCE	0- 0	14- 4	12- 3				
6- 2	0- 0	0- 0	HOME	0- 0	6- 2	6- 1				
6- 2	0- 0	0- 0	AWAY	0- 0	6- 2	5- 2				
2- 0	0- 0	0- 0	NEUTRAL	0- 0	2- 0	1- 0				

RPI 1-25				RPI 26-50				RPI 51-100				RPI 101+				Team's RPI: 154
RPI	S	Opponent	Score	RPI	S	Opponent	Score	RPI	S	Opponent	Score	RPI	S	Opponent	Score	
7	A	Oregon	45 87	31	A	Virginia	62 66	69	A	TCU	68 90	106	A	Chattanooga	52 64	
				36	H	Quinnipiac	58 64					117	A	North Carolina	70 66	
				38	A	Elon	59 82					129	H	Bethune-Cookman	56 61	
												129	N	Bethune-Cookman	61 60	
												155	A	Samford	61 66	
												165	A	N.C. A&T	63 51	
												171	N	Brown	66 73	
												182	A	Temple	56 65	
												211	H	Columbia	60 58	
												217	A	Norfolk St.	70 56	
												217	H	Norfolk St.	48 63	
												267	A	UMES	70 65	
												268	A	Howard	63 68	
												271	H	Morgan St.	63 60	
												271	N	Morgan St.	66 57	
												277	N	San Jose St.	81 73	
												279	H	Old Dominion	50 42	
												317	A	South Carolina St.	70 78	
												317	H	South Carolina St.	60 42	
												321	A	N.C. Central	62 53	
												322	A	Coppin St.	83 48	
												322	H	Coppin St.	67 35	
												333	H	Delaware St.	66 62	
												336	H	Florida A&M	66 65	
												341	A	Savannah St.	81 53	
												341	H	Savannah St.	88 41	

LAST 12 Division I GAMES:																
				129	N	Bethune-Cookman	61 60	322	A	Coppin St.	83 48					
				271	N	Morgan St.	66 57	217	H	Norfolk St.	48 63					
				217	A	Norfolk St.	70 56	268	A	Howard	63 68					
				271	H	Morgan St.	63 60	321	A	N.C. Central	62 53					
				341	H	Savannah St.	88 41	165	A	N.C. A&T	63 51					
				317	H	South Carolina St.	60 42	322	H	Coppin St.	67 35					

Non-Div I Games:

Hampton

Average RPI Win:	238	WON-LOST	WINNING	LAST 10	STRENGTH OF	OPP. STRENGTH	TEAM	ADJ.	CONF.	ADJ CONF.
Average RPI Loss:	115	RECORD	PCT. RANK	GAMES	SCHEDULE	OF SCHEDULE	RPI	RPI	RPI	RPI
DIV. I ONLY	19- 13	115	5- 5	146	255	133	133	20	20	
DIV. I NON-CONF.	8- 5	111	0- 0	183	238	134	134	24	24	

TOTALS	RPI 1-25	RPI 26-50	W-L RECORDS	RPI 51-100	RPI 101-999	RPI 201+				
19- 13	0- 0	0- 2	OVERALL	2- 5	17- 6	12- 1				
10- 4	0- 0	0- 1	HOME	1- 1	9- 2	7- 0				
4- 9	0- 0	0- 0	AWAY	0- 1	4- 1	3- 1				
5- 0	0- 0	0- 0	NEUTRAL	1- 0	4- 0	2- 0				
8- 5	0- 0	0- 2	NON-CONFERENCE	0- 1	8- 2	7- 0				
4- 2	0- 0	0- 1	HOME	0- 0	4- 1	4- 0				
1- 3	0- 0	0- 1	AWAY	0- 1	1- 1	1- 0				
3- 0	0- 0	0- 0	NEUTRAL	0- 0	3- 0	2- 0				
11- 8	0- 0	0- 0	CONFERENCE	2- 4	9- 4	5- 1				
6- 2	0- 0	0- 0	HOME	1- 1	5- 1	3- 0				
3- 6	0- 0	0- 0	AWAY	0- 3	3- 3	2- 1				
2- 0	0- 0	0- 0	NEUTRAL	1- 0	1- 0	0- 0				

RPI	S	Opponent	Score	RPI	S	Opponent	Score	RPI	S	Opponent	Score	RPI	S	Opponent	Score
30	H	Villanova	53 71	71	A	Maine	56 59	103	H	Delaware	63 72				
37	A	Syracuse	63 75	71	A	Maine	65 74	117	A	North Carolina	70 90				
				71	H	Maine	44 59	125	N	Yale	78 70				
				82	A	Albany (NY)	53 66	161	A	Binghamton	59 64				
				82	H	Albany (NY)	70 55	161	H	Binghamton	61 45				
				82	N	Albany (NY)	58 56	161	N	Binghamton	72 68				
				84	A	Fordham	44 69	180	A	New Hampshire	58 76				
								180	H	New Hampshire	85 49				
								188	A	Stony Brook	75 68				
								188	H	Stony Brook	58 66				
								202	H	Siena	71 62				
								231	H	Niagara	83 65				
								256	H	Hofstra	60 49				
								287	H	Central Conn. St.	68 52				
								295	A	Vermont	47 53				
								295	H	Vermont	91 52				
								298	A	Bryant	59 47				
								310	N	Alabama A&M	56 47				
								320	N	Charleston So.	62 43				
								323	A	UMBC	61 54				
								323	H	UMBC	65 54				
								348	A	UMass Lowell	81 42				
								348	H	UMass Lowell	78 56				
LAST 12 Division I GAMES:															
71	A	Maine	65 74	180	A	New Hampshire	58 76								
82	N	Albany (NY)	58 56	82	A	Albany (NY)	53 66								
161	N	Binghamton	72 68	71	A	Maine	56 59								
161	H	Binghamton	61 45	188	H	Stony Brook	58 66								
323	A	UMBC	61 54	180	H	New Hampshire	85 49								
295	H	Vermont	91 52	348	H	UMass Lowell	78 56								

Non-Div I Games:

Hartford

Average RPI Win:	182	WON-LOST	WINNING	LAST 10	STRENGTH OF	OPP. STRENGTH	TEAM	ADJ.	CONF.	ADJ CONF.
Average RPI Loss:	78	RECORD	PCT. RANK	GAMES	SCHEDULE	OF SCHEDULE	RPI	RPI	RPI	RPI
DIV. I ONLY	18- 9	83	7- 3	70	115	51	51	9	9	
DIV. I NON-CONF.	8- 5	111	0- 0	88	150	71	71	9	9	

TOTALS	RPI 1-25	RPI 26-50	W-L RECORDS	RPI 51-100	RPI 101-999	RPI 201+				
18- 9	0- 0	1- 3	OVERALL	1- 3	16- 3	9- 0				
12- 0	0- 0	1- 0	HOME	1- 0	10- 0	6- 0				
4- 8	0- 0	0- 2	AWAY	0- 3	4- 3	2- 0				
2- 1	0- 0	0- 1	NEUTRAL	0- 0	2- 0	1- 0				
8- 5	0- 0	0- 2	NON-CONFERENCE	0- 2	8- 1	5- 0				
5- 0	0- 0	0- 0	HOME	0- 0	5- 0	4- 0				
1- 4	0- 0	0- 1	AWAY	0- 2	1- 1	0- 0				
2- 1	0- 0	0- 1	NEUTRAL	0- 0	2- 0	1- 0				
10- 4	0- 0	1- 1	CONFERENCE	1- 1	8- 2	4- 0				
7- 0	0- 0	1- 0	HOME	1- 0	5- 0	2- 0				
3- 4	0- 0	0- 1	AWAY	0- 1	3- 2	2- 0				
0- 0	0- 0	0- 0	NEUTRAL	0- 0	0- 0	0- 0				

H
a
r
v
a
r
dH
a
r
v
a
r
d

RPI 1-25				RPI 26-50				RPI 51-100				Team's RPI : 51				RPI 101+			
RPI	S	Opponent	Score	RPI	S	Opponent	Score	RPI	S	Opponent	Score	RPI	S	Opponent	Score	RPI	S	Opponent	Score
29	A	Princeton	47 80	29	H	Princeton	72 58	53	A	FGCU	56 65	120	A	Dartmouth	56 63				
29	H	Princeton	72 58	31	A	Virginia	48 50	61	A	Penn	49 69	120	H	Dartmouth	76 65				
31	A	Virginia	48 50	34	N	Dayton	66 72	61	H	Penn	55 52	125	A	Yale	63 69				
								71	A	Maine	51 76	125	H	Yale	97 73				
																143	A	Northeastern	79 69
																165	N	N.C. A&T	64 60
																171	A	Brown	86 74
																171	H	Brown	87 85
																182	A	Temple	64 86
																188	H	Stony Brook	60 53
																202	H	Siena	75 67
																211	A	Col umbi a	78 59
																211	H	Col umbi a	85 67
																225	N	Akron	76 63
																232	H	Boston U.	80 70
																246	H	La Salle	70 61
																248	H	Sacred Heart	70 62
																266	A	Cornel I	91 57
																266	H	Cornel I	80 58
LAST 12 Division I GAMES:																			
211	A	Col umbi a	78 59	61	A	Penn	49 69												
266	A	Cornel I	91 57	29	A	Princeton	47 80												
29	H	Princeton	72 58	266	H	Cornel I	80 58												
61	H	Penn	55 52	211	H	Col umbi a	85 67												
125	A	Yale	63 69	171	H	Brown	87 85												
171	A	Brown	86 74	125	H	Yale	97 73												

Non-Div I Games:

Harvard

Average RPI Win: 234
Average RPI Loss: 159

WON-LOST
RECORD

WINNING
PCT. RANK

LAST 10
GAMES

STRENGTH OF
SCHEDULE

OPP. STRENGTH
OF SCHEDULE

TEAM
RPI

ADJ.
RPI

CONF.
RPI

ADJ CONF.
RPI

DIV. I ONLY	11- 18	236	4- 6	199	201	255	255	21	21
DIV. I NON-CONF.	6- 6	170	0- 0	140	108	176	176	19	19
TOTALS	RPI 1-25	RPI 26-50	W-L RECORDS	RPI 51-100	RPI 101-999	RPI 201+			
11- 18	0- 2	0- 1	OVERALL	0- 3	11- 12	8- 5			
8- 7	0- 0	0- 1	HOME	0- 2	8- 4	6- 0			
3- 8	0- 0	0- 0	AWAY	0- 1	3- 7	2- 5			
0- 3	0- 2	0- 0	NEUTRAL	0- 0	0- 1	0- 0			
6- 6	0- 2	0- 1	NON-CONFERENCE	0- 1	6- 2	4- 1			
4- 3	0- 0	0- 1	HOME	0- 1	4- 1	2- 0			
2- 1	0- 0	0- 0	AWAY	0- 0	2- 1	2- 1			
0- 2	0- 2	0- 0	NEUTRAL	0- 0	0- 0	0- 0			
5- 12	0- 0	0- 0	CONFERENCE	0- 2	5- 10	4- 4			
4- 4	0- 0	0- 0	HOME	0- 1	4- 3	4- 0			
1- 7	0- 0	0- 0	AWAY	0- 1	1- 6	0- 4			
0- 1	0- 0	0- 0	NEUTRAL	0- 0	0- 1	0- 0			

RPI 1-25				RPI 26-50				RPI 51-100				RPI 101+ Team's RPI: 255			
RPI	S	Opponent	Score	RPI	S	Opponent	Score	RPI	S	Opponent	Score	RPI	S	Opponent	Score
7	N	Oregon	44 85	49	H	Southern Cal i forn i a	60 71	62	H	Purdue	67 79	142	H	Idaho St.	62 64
15	N	Texas A&M	59 103					66	A	UC Davis	52 76	147	A	Cal Poly	50 52
								66	H	UC Davis	56 68	147	H	Cal Poly	61 67
												159	H	Marist	70 63
												164	H	San Diego	64 63
												194	A	CSUN	56 54
												194	H	CSUN	58 70
												194	N	CSUN	57 62
												196	A	UC Irvine	66 70
												196	H	UC Irvine	67 74
												206	A	Seattle U	73 58
												207	A	UC Santa Barbara	61 71
												207	H	UC Santa Barbara	73 64
												212	H	Montana St.	81 75
												226	A	UC Riverside	57 79
												226	H	UC Riverside	63 57
												275	A	Arizona	65 60
												302	A	Long Beach St.	80 85
												302	H	Long Beach St.	74 66
												305	H	Northern Ariz.	84 68
												318	A	Portland	47 76
												319	A	Cal St. Fullerton	57 69
												319	H	Cal St. Fullerton	59 54
LAST 12 Division I GAMES:															
				194	N	CSUN	57 62	319	H	Cal St. Fullerton	59 54				
				147	H	Cal Poly	61 67	207	A	UC Santa Barbara	61 71				
				207	H	UC Santa Barbara	73 64	147	A	Cal Poly	50 52				
				302	A	Long Beach St.	80 85	226	H	UC Riverside	63 57				
				194	A	CSUN	56 54	194	H	CSUN	58 70				
				66	H	UC Davis	56 68	196	A	UC Irvine	66 70				

Non-Div I Games: Hawai i Paci fic 67 57

Hawai i

Loss, Non-Conf, S Site, H Home A Away N Neutral

Average RPI Win:	277	WON-LOST	WINNING	LAST 10	STRENGTH OF	OPP. STRENGTH	TEAM	ADJ.	CONF.	ADJ CONF.
Average RPI Loss:	141	RECORD	PCT. RANK	GAMES	SCHEDULE	OF SCHEDULE	RPI	RPI	RPI	RPI
DIV. I ONLY	15- 13	153	4- 6	243	279	187	187	27	27	
DIV. I NON-CONF.	4- 5	202	0- 0	143	96	139	139	28	28	

TOTALS	RPI 1-25	RPI 26-50	W-L RECORDS	RPI 51-100	RPI 101-999	RPI 201+				
15- 13	0- 1	0- 0	OVERALL	0- 4	15- 8	14- 4				
6- 6	0- 0	0- 0	HOME	0- 2	6- 4	6- 2				
8- 7	0- 0	0- 0	AWAY	0- 0	8- 3	7- 1				
1- 0	0- 0	0- 0	NEUTRAL	0- 0	1- 0	1- 0				
4- 5	0- 1	0- 0	NON-CONFERENCE	0- 2	4- 2	3- 0				
1- 2	0- 0	0- 0	HOME	0- 1	1- 1	1- 0				
3- 3	0- 1	0- 0	AWAY	0- 1	3- 1	2- 0				
0- 0	0- 0	0- 0	NEUTRAL	0- 0	0- 0	0- 0				
11- 8	0- 0	0- 0	CONFERENCE	0- 2	11- 6	11- 4				
5- 4	0- 0	0- 0	HOME	0- 1	5- 3	5- 2				
5- 4	0- 0	0- 0	AWAY	0- 1	5- 3	5- 2				
1- 0	0- 0	0- 0	NEUTRAL	0- 0	1- 0	1- 0				

RPI S Opponent Score	RPI S Opponent Score	RPI S Opponent Score	RPI S Opponent Score
18 A Duke 50 77		65 A Virginia Tech 63 86	115 A Ohio 61 64
		70 H UAB 61 77	126 A Radford 47 50
		87 A Liberty 49 57	126 H Radford 48 63
		87 H Liberty 42 65	184 H Davidson 74 82
			201 A Stetson 69 64
			215 A UNC Asheville 58 45
			215 H UNC Asheville 59 78
			217 A Norfolk St. 59 56
			220 A UNCG 81 72
			227 A Gardner-Webb 47 54
			227 H Gardner-Webb 83 80
			247 A Presbyterian 55 62
			247 H Presbyterian 81 55
			247 N Presbyterian 62 60
			260 A Campbell 62 53
			260 H Campbell 44 51
			304 H Western Caro. 75 69
			320 A Charleston So. 75 74
			320 H Charleston So. 52 49
			343 A Winthrop 79 58
			343 H Winthrop 77 40
			344 A Longwood 75 39
			344 H Longwood 62 41
LAST 12 Division I GAMES:			
247 N Presbyterian 62 60	343 H Winthrop 77 40		
87 A Liberty 49 57	215 H UNC Asheville 59 78		
126 H Radford 48 63	344 A Longwood 75 39		
227 A Gardner-Webb 47 54	260 H Campbell 44 51		
320 H Charleston So. 52 49	87 H Liberty 42 65		
247 A Presbyterian 55 62	320 A Charleston So. 75 74		

Non-Div I Games: N. C. Wesleyan 111 54 Barton 82 69

High Point

H
o
f
s
t
r
a

Hofstra				Through Games Of March 9, 2018							
Average RPI	Win:	248	WON-LOST	WINNING	LAST 10	STRENGTH OF	OPP. STRENGTH	TEAM	ADJ.	CONF.	ADJ CONF.
Average RPI	Loss:	135	RECORD	PCT. RANK	GAMES	SCHEDULE	OF SCHEDULE	RPI	RPI	RPI	RPI
DIV. I ONLY			11- 19	241	1- 9	241	144	256	256	10	10
DIV. I NON-CONF.			6- 5	153	0- 0	321	234	234	234	12	12

TOTALS		RPI 1-25		RPI 26-50		W-L RECORDS		RPI 51-100	RPI 101-999	RPI 201+	
11- 19		0- 0		0- 4		OVERALL		0- 3	11- 12	9- 5	
6- 8		0- 0		0- 2		HOME		0- 1	6- 5	5- 2	
4- 10		0- 0		0- 2		AWAY		0- 2	4- 6	4- 2	
1- 1		0- 0		0- 0		NEUTRAL		0- 0	1- 1	0- 1	
6- 5		0- 0		0- 0		NON-CONFERENCE		0- 1	6- 4	5- 2	
3- 2		0- 0		0- 0		HOME		0- 0	3- 2	3- 1	
2- 3		0- 0		0- 0		AWAY		0- 1	2- 2	2- 1	
1- 0		0- 0		0- 0		NEUTRAL		0- 0	1- 0	0- 0	
5- 14		0- 0		0- 4		CONFERENCE		0- 2	5- 8	4- 3	
3- 6		0- 0		0- 2		HOME		0- 1	3- 3	2- 1	
2- 7		0- 0		0- 2		AWAY		0- 1	2- 4	2- 1	
0- 1		0- 0		0- 0		NEUTRAL		0- 0	0- 1	0- 1	

H
o
f
s
t
r
a

RPI 1-25				RPI 26-50				RPI 51-100				RPI 101+ Team's RPI: 256			
RPI	S	Opponent	Score	RPI	S	Opponent	Score	RPI	S	Opponent	Score	RPI	S	Opponent	Score
				38	A	El on	55 80	68	A	James Madi son	56 73	103	A	Del aware	41 61
				38	H	El on	65 72	68	H	James Madi son	42 55	103	H	Del aware	51 58
				43	A	Drexel	38 47	92	A	UNLV	52 68	108	N	Wake Forest	69 66
				43	H	Drexel	47 58					133	A	Hartford	49 60
												143	A	Northeastern	54 58
												143	H	Northeastern	50 55
												156	A	William & Mary	53 63
												156	H	William & Mary	65 54
												188	H	Stony Brook	49 73
												202	H	Si ena	60 70
												211	A	Col umbi a	53 75
												240	H	Hol y Cross	69 63
												248	A	Sacred Heart	86 81
												251	A	UNCW	69 61
												251	H	UNCW	55 59
												257	H	St. Bonaventure	71 68
												263	A	Col . of Charleston	75 60
												263	H	Col . of Charleston	65 60
												263	N	Col . of Charleston	72 88
												280	A	Towson	72 73
												280	H	Towson	83 72
												323	H	UMBC	71 55
												342	A	I ona	68 43
LAST 12 Di vi si on I GAMES:															
				263	N	Col . of Charleston	72 88	103	A	Del aware	41 61				
				143	A	Northeastern	54 58	280	A	Towson	72 73				
				38	A	El on	55 80	251	H	UNCW	55 59				
				143	H	Northeastern	50 55	156	A	William & Mary	53 63				
				280	H	Towson	83 72	68	A	James Madi son	56 73				
				38	H	El on	65 72	43	H	Drexel	47 58				

Non-Di v I Games:

Hofstra

Average RPI Win:	264	WON-LOST	WINNING	LAST 10	STRENGTH OF	OPP. STRENGTH	TEAM	ADJ.	CONF.	ADJ CONF.
Average RPI Loss:	145	RECORD	PCT. RANK	GAMES	SCHEDULE	OF SCHEDULE	RPI	RPI	RPI	RPI
DIV. I ONLY	13- 18	219	3- 7	259	218	240	240	15	15	
DIV. I NON-CONF.	5- 6	187	0- 0	331	319	271	271	18	18	

TOTALS	RPI 1-25	RPI 26-50	W-L RECORDS	RPI 51-100	RPI 101-999	RPI 201+				
13- 18	0- 0	0- 0	OVERALL	0- 8	13- 10	12- 6				
5- 10	0- 0	0- 0	HOME	0- 4	5- 6	5- 4				
8- 8	0- 0	0- 0	AWAY	0- 4	8- 4	7- 2				
0- 0	0- 0	0- 0	NEUTRAL	0- 0	0- 0	0- 0				
5- 6	0- 0	0- 0	NON-CONFERENCE	0- 1	5- 5	5- 2				
2- 3	0- 0	0- 0	HOME	0- 1	2- 2	2- 1				
3- 3	0- 0	0- 0	AWAY	0- 0	3- 3	3- 1				
0- 0	0- 0	0- 0	NEUTRAL	0- 0	0- 0	0- 0				
8- 12	0- 0	0- 0	CONFERENCE	0- 7	8- 5	7- 4				
3- 7	0- 0	0- 0	HOME	0- 3	3- 4	3- 3				
5- 5	0- 0	0- 0	AWAY	0- 4	5- 1	4- 1				
0- 0	0- 0	0- 0	NEUTRAL	0- 0	0- 0	0- 0				

RPI	S	Opponent	Score	RPI	S	Opponent	Score	RPI	S	Opponent	Score	RPI	S	Opponent	Score
RPI 1-25				RPI 26-50				RPI 51-100				RPI 101+ Team's RPI: 240			
52	A	American	57 72	52	H	American	63 68	52	A	Dartmouth	74 76	120	H	Dartmouth	74 76
73	A	Navy	54 62	73	H	Navy	58 65	153	A	Army West Point	70 62	153	H	Army West Point	57 66
82	H	Albany (NY)	56 65	91	A	Bucknell I	53 67	159	A	Marist	74 85	171	A	Brown	78 82
91	A	Bucknell I	63 72	91	A	Bucknell I	47 71	208	A	Lehigh	65 62	208	H	Lehigh	54 49
91	H	Bucknell I						209	H	Boston College	61 70	232	A	Boston U.	60 57
								232	H	Boston U.	58 64	234	A	Lafayette	69 56
								234	H	Lafayette	65 69	236	A	Loyola Maryland	60 77
								236	H	Loyola Maryland	58 65	253	A	Rider	83 56
								256	A	Hofstra	63 69	288	A	Colgate	71 64
								288	H	Colgate	66 47	288	H	Colgate	61 52
								295	H	Vermont	64 53	298	H	Bryant	59 57
								334	A	Rhode Island	69 63	348	A	UMass Lowell	84 56
LAST 12 Division I GAMES:															
91	A	Bucknell I	53 67	153	H	Army West Point	57 66								
288	H	Colgate	66 47	232	H	Boston U.	58 64								
208	A	Lehigh	65 62	73	A	Navy	54 62								
288	H	Colgate	61 52	236	H	Loyola Maryland	58 65								
52	A	American	57 72	234	A	Lafayette	69 56								
91	A	Bucknell I	63 72	52	H	American	63 68								

Non-Div I Games:

Holy Cross

Average RPI Win:	172	WON-LOST	WINNING	LAST 10	STRENGTH OF	OPP. STRENGTH	TEAM	ADJ.	CONF.	ADJ CONF.
Average RPI Loss:	102	RECORD	PCT. RANK	GAMES	SCHEDULE	OF SCHEDULE	RPI	RPI	RPI	RPI
DIV. I ONLY	20- 11	89	5- 5	123	88	80	80	7	7	
DIV. I NON-CONF.	11- 3	45	0- 0	121	128	37	37	7	7	

TOTALS	RPI 1-25	RPI 26-50	W-L RECORDS	RPI 51-100	RPI 101-999	RPI 201+				
20- 11	0- 3	0- 2	OVERALL	1- 0	19- 6	6- 1				
10- 3	0- 1	0- 1	HOME	0- 0	10- 1	4- 0				
7- 7	0- 2	0- 1	AWAY	0- 0	7- 4	2- 1				
3- 1	0- 0	0- 0	NEUTRAL	1- 0	2- 1	0- 0				
11- 3	0- 1	0- 1	NON-CONFERENCE	1- 0	10- 1	4- 1				
5- 0	0- 0	0- 0	HOME	0- 0	5- 0	3- 0				
3- 3	0- 1	0- 1	AWAY	0- 0	3- 1	1- 1				
3- 0	0- 0	0- 0	NEUTRAL	1- 0	2- 0	0- 0				
9- 8	0- 2	0- 1	CONFERENCE	0- 0	9- 5	2- 0				
5- 3	0- 1	0- 1	HOME	0- 0	5- 1	1- 0				
4- 4	0- 1	0- 0	AWAY	0- 0	4- 3	1- 0				
0- 1	0- 0	0- 0	NEUTRAL	0- 0	0- 1	0- 0				

RPI 1-25				RPI 26-50				RPI 51-100				Team's RPI: 80				RPI 101+			
RPI	S	Opponent	Score	RPI	S	Opponent	Score	RPI	S	Opponent	Score	RPI	S	Opponent	Score	RPI	S	Opponent	Score
1	H	UConn	35 95	40	A	Rutgers	57 75	87	N	Liberty	75 68	104	A	Cincinnati	57 61				
14	A	South Fla.	65 81	46	H	UCF	59 64					104	H	Cincinnati	82 88				
15	A	Texas A&M	65 83									107	H	ETSU	88 69				
												110	H	George Mason	82 73				
												124	A	Tulane	98 92				
												124	H	Tulane	72 48				
												132	N	Milwaukee	74 59				
												135	A	Texas St.	72 67				
												143	N	Northeastern	72 64				
												150	A	Wichita St.	73 62				
												150	H	Wichita St.	73 55				
												177	A	UT Arlington	62 58				
												182	A	Temple	99 75				
												192	H	Memphis	66 55				
												195	A	East Carolina	78 80				
												195	H	East Carolina	97 81				
												197	A	Tulsa	77 83				
												197	N	Tulsa	72 98				
												209	A	Boston College	74 79				
												211	H	Columbia	77 53				
												213	A	SMU	85 75				
												213	H	SMU	60 56				
												233	A	New Orleans	78 66				
												252	H	Texas Tech	79 75				
												313	H	Incarnate Word	98 67				
LAST 12 Division I GAMES:																			
197	N	Tulsa	72 98	192	H	Memphis	66 55												
104	A	Cincinnati	57 61	150	A	Wichita St.	73 62												
46	H	UCF	59 64	124	H	Tulane	72 48												
14	A	South Fla.	65 81	213	H	SMU	60 56												
195	H	East Carolina	97 81	195	A	East Carolina	78 80												
197	A	Tulsa	77 83	182	A	Temple	99 75												

Non-Div I Games:

Houston

Average RPI Win:	319	WON-LOST	WINNING	LAST 10	STRENGTH OF	OPP. STRENGTH	TEAM	ADJ.	CONF.	ADJ CONF.
Average RPI Loss:	183	RECORD	PCT. RANK	GAMES	SCHEDULE	OF SCHEDULE	RPI	RPI	RPI	RPI
DIV. I ONLY	6- 18	297	4- 6	298	287	309	309	26	26	
DIV. I NON-CONF.	0- 6	337	0- 0	119	207	323	323	26	26	

TOTALS	RPI 1-25	RPI 26-50	W-L RECORDS	RPI 51-100	RPI 101-999	RPI 201+				
6- 18	0- 1	0- 0	OVERALL	0- 2	6- 15	6- 9				
3- 6	0- 0	0- 0	HOME	0- 1	3- 5	3- 4				
3- 12	0- 1	0- 0	AWAY	0- 1	3- 10	3- 5				
0- 0	0- 0	0- 0	NEUTRAL	0- 0	0- 0	0- 0				
0- 6	0- 1	0- 0	NON-CONFERENCE	0- 0	0- 5	0- 1				
0- 0	0- 0	0- 0	HOME	0- 0	0- 0	0- 0				
0- 6	0- 1	0- 0	AWAY	0- 0	0- 5	0- 1				
0- 0	0- 0	0- 0	NEUTRAL	0- 0	0- 0	0- 0				
6- 12	0- 0	0- 0	CONFERENCE	0- 2	6- 10	6- 8				
3- 6	0- 0	0- 0	HOME	0- 1	3- 5	3- 4				
3- 6	0- 0	0- 0	AWAY	0- 1	3- 5	3- 4				
0- 0	0- 0	0- 0	NEUTRAL	0- 0	0- 0	0- 0				

RPI 1-25				RPI 26-50				RPI 51-100				RPI 101+ Team's RPI: 309			
RPI	S	Opponent	Score	RPI	S	Opponent	Score	RPI	S	Opponent	Score	RPI	S	Opponent	Score
14	A	South Fla.	43 90					90	A	Lamar Uni versi ty	55 90	102	A	Ri ce	45 67
								90	H	Lamar Uni versi ty	51 79	118	H	SFA	54 76
												119	A	Central Ark.	56 64
												136	A	Loui si ana Tech	62 85
												172	A	UTEP	62 69
												173	A	Oral Roberts	56 78
												218	A	Ni chol ls St.	45 63
												218	H	Ni chol ls St.	61 73
												229	A	A&M-Corpus Christi	49 50
												229	H	A&M-Corpus Christi	68 73
												233	A	New Orleans	52 70
												244	A	Abilene Christian	68 80
												278	A	McNeese	67 61
												278	H	McNeese	74 86
												297	H	Southeastern La.	61 76
												313	A	Incarinate Word	58 56
												313	H	Incarinate Word	67 56
												335	A	Sam Houston St.	69 61
												335	H	Sam Houston St.	65 62
												337	H	Northwestern St.	57 51
												338	A	La. -Monroe	73 77

LAST 12 Division I GAMES:															
229	H	A&M-Corpus Christi	68 73	218	A	Ni chol ls St.	45 63								
313	H	Incarinate Word	67 56	119	A	Central Ark.	56 64								
278	A	McNeese	67 61	118	H	SFA	54 76								
90	A	Lamar University	55 90	229	A	A&M-Corpus Christi	49 50								
335	H	Sam Houston St.	65 62	313	A	Incarinate Word	58 56								
337	H	Northwestern St.	57 51	278	H	McNeese	74 86								

Non-Div I Games: LeTourneau 88 43 Paul Quinn 74 54 Huston-Tillotson 76 72 Jarvis Christian 78 30
Houston Baptist

Average RPI Win:	293	WON-LOST	WINNING	LAST 10	STRENGTH OF	OPP. STRENGTH	TEAM	ADJ.	CONF.	ADJ CONF.
Average RPI Loss:	184	RECORD	PCT. RANK	GAMES	SCHEDULE	OF SCHEDULE	RPI	RPI	RPI	RPI
DIV. I ONLY	12- 18	228	5- 5	284	335	268	268	30	30	
DIV. I NON-CONF.	4- 9	249	0- 0	94	271	235	235	30	30	

TOTALS	RPI 1-25	RPI 26-50	W-L RECORDS	RPI 51-100	RPI 101-999	RPI 201+				
12- 18	0- 1	0- 2	OVERALL	0- 1	12- 14	11- 8				
8- 6	0- 0	0- 0	HOME	0- 0	8- 6	7- 2				
4- 11	0- 0	0- 0	AWAY	0- 0	4- 1	4- 1				
0- 1	0- 0	0- 0	NEUTRAL	0- 0	0- 1	0- 1				
4- 9	0- 1	0- 2	NON-CONFERENCE	0- 1	4- 5	4- 2				
4- 2	0- 0	0- 0	HOME	0- 0	4- 2	4- 0				
0- 7	0- 1	0- 2	AWAY	0- 1	0- 3	0- 2				
0- 0	0- 0	0- 0	NEUTRAL	0- 0	0- 0	0- 0				
8- 9	0- 0	0- 0	CONFERENCE	0- 0	8- 9	7- 6				
4- 4	0- 0	0- 0	HOME	0- 0	4- 4	3- 2				
4- 4	0- 0	0- 0	AWAY	0- 0	4- 4	4- 3				
0- 1	0- 0	0- 0	NEUTRAL	0- 0	0- 1	0- 1				

RPI 1-25				RPI 26-50				RPI 51-100				RPI 101+				Team's RPI: 268
RPI	S	Opponent	Score	RPI	S	Opponent	Score	RPI	S	Opponent	Score	RPI	S	Opponent	Score	
17	A	Maryland	49 111	26	A	Georgia	47 87	99	A	Georgetown	41 93	104	A	Cincinnati	53 87	
				47	A	Mercer	44 70					129	H	Bethune-Cookman	55 59	
												154	H	Hampton	68 63	
												156	H	William & Mary	71 83	
												165	A	N.C. A&T	53 91	
												165	H	N.C. A&T	68 76	
												171	H	Brown	81 85	
												202	A	Siena	61 72	
												217	H	Norfolk St.	53 59	
												260	H	Campbell	63 61	
												267	A	UMES	52 58	
												267	H	UMES	79 83	
												271	A	Morgan St.	68 61	
												274	H	St. Francis Brooklyn	72 69	
												282	H	Fairleigh Dickinson	68 65	
												295	A	Vermont	65 88	
												300	H	FIU	69 62	
												317	A	South Carolina St.	68 58	
												321	A	N.C. Central	77 78	
												321	H	N.C. Central	69 54	
												322	A	Coppin St.	87 69	
												333	H	Delaware St.	78 70	
												336	A	Florida A&M	59 74	
												336	H	Florida A&M	76 65	
												336 N		Florida A&M	64 69	
												341	A	Savannah St.	87 59	

LAST 12 Division I GAMES:																
				336 N		Florida A&M	64 69	267	H	UMES	79 83					
				322	A	Coppin St.	87 69	154	H	Hampton	68 63					
				217	H	Norfolk St.	53 59	271	A	Morgan St.	68 61					
				333	H	Delaware St.	78 70	336	H	Florida A&M	76 65					
				321	A	N.C. Central	77 78	267	A	UMES	52 58					
				165	A	N.C. A&T	53 91	165	H	N.C. A&T	68 76					

Non-Div I Games:

Howard

I
U
P
U
I

I
U
P
U
I

I UPU

Average RPI Win: 211		WON-LOST RECORD	WINNING PCT. RANK	LAST 10 GAMES	STRENGTH OF SCHEDULE	OPP. STRENGTH OF SCHEDULE	TEAM RPI	ADJ. RPI	CONF. RPI	ADJ CONF. RPI
Average RPI Loss: 134										
DIV. I ONLY		18- 12	108	8- 2	197	135	138	138	19	19
DIV. I NON-CONF.		3- 7	254	0- 0	113	66	203	203	13	13
TOTALS		RPI 1-25	RPI 26-50	W-L RECORDS		RPI 51-100	RPI 101-999	RPI 201+		
18- 12	0- 1		1- 1	OVERALL		0- 3	17- 7	11- 3		
7- 6	0- 0		0- 1	HOME		0- 1	7- 4	5- 1		
9- 5	0- 0		1- 0	AWAY		0- 0	8- 0	5- 0		
2- 1	0- 0		0- 0	NEUTRAL		0- 1	2- 0	1- 0		
3- 7	0- 1		0- 0	NON-CONFERENCE		0- 3	3- 3	1- 2		
1- 3	0- 0		0- 0	HOME		0- 1	1- 2	1- 1		
2- 3	0- 1		0- 0	AWAY		0- 1	2- 1	0- 1		
0- 1	0- 0		0- 0	NEUTRAL		0- 1	0- 0	0- 0		
15- 5	0- 0		1- 1	CONFERENCE		0- 0	14- 4	10- 1		
6- 3	0- 0		0- 1	HOME		0- 0	6- 2	4- 0		
7- 2	0- 0		1- 0	AWAY		0- 0	6- 2	5- 1		
2- 0	0- 0		0- 0	NEUTRAL		0- 0	2- 0	1- 0		

RPI 1-25				RPI 26-50				RPI 51-100				RPI 101+ Team's RPI: 138			
RPI	S	Opponent	Score	RPI	S	Opponent	Score	RPI	S	Opponent	Score	RPI	S	Opponent	Score
6	A	Ohio St.	56 99	33	A	Northern Colo.	79 71	55	A	Arizona St.	33 77	116	A	Colorado St.	83 69
				33	H	Northern Colo.	72 78	69	N	TCU	76 86	127	A	Portland St.	101 90
								76	H	Wyoming	64 70	127	H	Portland St.	61 60
												127	N	Portland St.	102 99
												142	H	Idaho St.	52 62
												149	A	Eastern Wash.	64 71
												149	H	Eastern Wash.	85 71
												151	H	Weber St.	88 105
												194	A	CSUN	80 75
												198	H	Washington	69 81
												203	A	North Dakota	78 64
												203	H	North Dakota	80 75
												206	H	Seattle U	60 68
												212	A	Montana St.	95 77
												212	N	Montana St.	78 74
												235	A	Montana	67 56
												244	A	Abilene Christian	72 82
												273	A	Sacramento St.	64 79
												273	H	Sacramento St.	101 66
												305	A	Northern Ariz.	93 83
												305	H	Northern Ariz.	83 68
												319	H	Cal St. Fullerton	80 60
												329	A	Southern Utah	65 57
												329	H	Southern Utah	74 51
LAST 12 Division I GAMES:															
				127	N	Portland St.	102 99	235	A	Montana	67 56				
				212	N	Montana St.	78 74	212	A	Montana St.	95 77				
				329	A	Southern Utah	65 57	149	H	Eastern Wash.	85 71				
				305	A	Northern Ariz.	93 83	273	H	Sacramento St.	101 66				
				151	H	Weber St.	88 105	127	H	Portland St.	61 60				
				142	H	Idaho St.	52 62	203	A	North Dakota	78 64				

Non-Div I Games:	Eastern Ore.	84	70
------------------	--------------	----	----

I daho

■ Loss, ■ Non-Conf, S Site, H Home A Away N Neutral

Average RPI Win:	236	WON-LOST	WINNING	LAST 10	STRENGTH OF	OPP. STRENGTH	TEAM	ADJ.	CONF.	ADJ CONF.
Average RPI Loss:	138	RECORD	PCT. RANK	GAMES	SCHEDULE	OF SCHEDULE	RPI	RPI	RPI	RPI
DIV. I ONLY	19- 11	94	7- 3	306	160	142	142	19	19	
DIV. I NON-CONF.	6- 3	87	0- 0	322	169	120	120	13	13	

TOTALS	RPI 1-25	RPI 26-50	W-L RECORDS	RPI 51-100	RPI 101-999	RPI 201+				
19- 11	0- 0	0- 3	OVERALL	0- 1	19- 7	13- 3				
7- 3	0- 0	0- 1	HOME	0- 0	7- 2	6- 1				
10- 7	0- 0	0- 0	AWAY	0- 0	10- 0	6- 0				
2- 1	0- 0	0- 1	NEUTRAL	0- 0	2- 0	1- 0				
6- 3	0- 0	0- 0	NON-CONFERENCE	0- 1	6- 2	4- 1				
1- 0	0- 0	0- 0	HOME	0- 0	1- 0	1- 0				
5- 3	0- 0	0- 0	AWAY	0- 1	5- 2	3- 1				
0- 0	0- 0	0- 0	NEUTRAL	0- 0	0- 0	0- 0				
13- 8	0- 0	0- 3	CONFERENCE	0- 0	13- 5	9- 2				
6- 3	0- 0	0- 1	HOME	0- 0	6- 2	5- 1				
5- 4	0- 0	0- 1	AWAY	0- 0	5- 3	3- 1				
2- 1	0- 0	0- 1	NEUTRAL	0- 0	2- 0	1- 0				

RPI 1-25				RPI 26-50				RPI 51-100				RPI 101+ Team's RPI: 142			
RPI	S	Opponent	Score	RPI	S	Opponent	Score	RPI	S	Opponent	Score	RPI	S	Opponent	Score
				33	A	Northern Colo.	52 75	76	A	Wyoming	53 61	113	A	Washington St.	55 72
				33	H	Northern Colo.	57 63					127	A	Portland St.	88 59
				33	N	Northern Colo.	66 73					127	H	Portland St.	72 64
												138	A	Idaho	62 52
												149	A	Eastern Wash.	64 66
												151	A	Weber St.	73 84
												151	H	Weber St.	70 76
												151	N	Weber St.	113 109
												196	A	UC Irvine	78 72
												198	A	Washington	79 59
												203	A	North Dakota	68 55
												203	H	North Dakota	57 46
												206	A	Seattle U	74 69
												212	H	Montana St.	60 61
												235	H	Montana	72 60
												238	A	Pepperdine	74 80
												255	A	Hawaii	64 62
												273	A	Sacramento St.	85 71
												273	H	Sacramento St.	83 71
												305	A	Northern Ariz.	75 55
												305	H	Northern Ariz.	76 59
												316	H	Utah St.	64 44
												324	A	Utah Valley	70 58
												329	A	Southern Utah	70 76
												329	H	Southern Utah	66 39
												329	N	Southern Utah	59 49

				LAST 12 Division I GAMES:											
				33	N	Northern Colo.	66 73	138	A	Idaho	62 52				
				151	N	Weber St.	113 109	127	H	Portland St.	72 64				
				329	N	Southern Utah	59 49	273	H	Sacramento St.	83 71				
				235	H	Montana	72 60	203	A	North Dakota	68 55				
				212	H	Montana St.	60 61	33	A	Northern Colo.	52 75				
				149	A	Eastern Wash.	64 66	329	H	Southern Utah	66 39				

Non-Div I Games: Westminster (UT) 83 45 Col. of Idaho 89 32

Idaho St.

■ Loss,
 ■ Non-Conf,
 ■ S Site,
 ■ Home
 ■ A Away
 N Neutral

Average RPI Win:	266	WON-LOST	WINNING	LAST 10	STRENGTH OF	OPP. STRENGTH	TEAM	ADJ.	CONF.	ADJ CONF.
Average RPI Loss:	173	RECORD	PCT. RANK	GAMES	SCHEDULE	OF SCHEDULE	RPI	RPI	RPI	RPI
DIV. I ONLY	6- 22	314	1- 9	301	207	332	332	11	11	
DIV. I NON-CONF.	5- 4	146	0- 0	347	345	327	327	15	15	

TOTALS	RPI 1-25	RPI 26-50	W-L RECORDS	RPI 51-100	RPI 101-999	RPI 201+				
6- 22	0- 2	0- 0	OVERALL	0- 4	6- 16	5- 7				
5- 10	0- 1	0- 0	HOME	0- 2	5- 7	4- 3				
1- 11	0- 1	0- 0	AWAY	0- 2	1- 8	1- 4				
0- 1	0- 0	0- 0	NEUTRAL	0- 0	0- 1	0- 0				
5- 4	0- 0	0- 0	NON-CONFERENCE	0- 0	5- 4	4- 4				
4- 2	0- 0	0- 0	HOME	0- 0	4- 2	3- 2				
1- 2	0- 0	0- 0	AWAY	0- 0	1- 2	1- 2				
0- 0	0- 0	0- 0	NEUTRAL	0- 0	0- 0	0- 0				
1- 18	0- 2	0- 0	CONFERENCE	0- 4	1- 12	1- 3				
1- 8	0- 1	0- 0	HOME	0- 2	1- 5	1- 1				
0- 9	0- 1	0- 0	AWAY	0- 2	0- 6	0- 2				
0- 1	0- 0	0- 0	NEUTRAL	0- 0	0- 1	0- 0				

RPI 1-25				RPI 26-50				RPI 51-100				RPI 101+				Team's RPI: 332
RPI	S	Opponent	Score	RPI	S	Opponent	Score	RPI	S	Opponent	Score	RPI	S	Opponent	Score	
23	A	Green Bay	36 65					81	A	IUPUI	43 68	123	A	Cleveland St.	67 70	
23	H	Green Bay	37 66					81	H	IUPUI	46 82	123	H	Cleveland St.	42 64	
								85	A	Wright St.	50 60	132	A	Milwaukee	44 59	
								85	H	Wright St.	53 80	132	H	Milwaukee	53 76	
												139	A	Youngstown St.	63 76	
												139	H	Youngstown St.	52 71	
												190	A	Oakland	78 95	
												190	H	Oakland	63 67	
												190	N	Oakland	46 80	
												200	H	Eastern Mich.	73 70	
												204	H	North Texas	70 67	
												254	A	Northern Ky.	53 61	
												254	H	Northern Ky.	73 55	
												264	H	Indiana St.	55 46	
												269	A	Bradley	48 58	
												291	H	Santa Clara	36 45	
												296	H	Jackson St.	63 76	
												307	A	Loyola Chicago	55 57	
												325	A	Fort Wayne	67 51	
												326	A	Detroit Mercy	60 73	
												326	H	Detroit Mercy	58 61	
												349	H	Evansville	96 77	

LAST 12 Division I GAMES:																
				190	N	Oakland	46 80			139	H	Youngstown St.	52 71			
				85	H	Wright St.	53 80			123	H	Cleveland St.	42 64			
				254	H	Northern Ky.	73 55			81	A	IUPUI	43 68			
				23	H	Green Bay	37 66			132	A	Milwaukee	44 59			
				190	A	Oakland	78 95			23	A	Green Bay	36 65			
				326	A	Detroit Mercy	60 73			254	A	Northern Ky.	53 61			

Non-Div I Games: Bethel (IN) 66 46 Ind.-Northwest 74 56

Average RPI Win: 258	WON-LOST RECORD	WINNING PCT. RANK	LAST 10 GAMES	STRENGTH OF SCHEDULE	OPP. STRENGTH OF SCHEDULE	TEAM RPI	ADJ. RPI	CONF. RPI	ADJ CONF. RPI
Average RPI Loss: 73									
DIV. I ONLY	9- 22	278	0- 10	105	76	239	239	3	3
DIV. I NON-CONF.	9- 5	99	0- 0	243	222	158	158	4	4

TOTALS	RPI 1-25	RPI 26-50	W-L RECORDS	RPI 51-100	RPI 101-999	RPI 201+			
9- 22	0- 4	0- 3	OVERALL	0- 12	9- 3	6- 1			
6- 10	0- 2	0- 1	HOME	0- 5	6- 2	6- 1			
1- 11	0- 2	0- 2	AWAY	0- 6	1- 1	0- 0			
2- 1	0- 0	0- 0	NEUTRAL	0- 1	2- 0	0- 0			
9- 5	0- 1	0- 0	NON-CONFERENCE	0- 4	9- 0	6- 0			
6- 2	0- 0	0- 0	HOME	0- 2	6- 0	6- 0			
1- 3	0- 1	0- 0	AWAY	0- 2	1- 0	0- 0			
2- 0	0- 0	0- 0	NEUTRAL	0- 0	2- 0	0- 0			
0- 17	0- 3	0- 3	CONFERENCE	0- 8	0- 3	0- 1			
0- 8	0- 2	0- 1	HOME	0- 3	0- 2	0- 1			
0- 8	0- 1	0- 2	AWAY	0- 4	0- 1	0- 0			
0- 1	0- 0	0- 0	NEUTRAL	0- 1	0- 0	0- 0			

RPI 1-25				RPI 26-50				RPI 51-100				RPI 101+ Team's RPI: 239			
RPI	S	Opponent	Score	RPI	S	Opponent	Score	RPI	S	Opponent	Score	RPI	S	Opponent	Score
6	H	Ohio St.	69 88	39	A	Michigan	42 86	53	A	FGCU	61 85	150	N	Wichita St.	68 67
17	A	Maryland	65 100	40	A	Rutgers	37 76	54	A	Indiana	54 70	175	A	Northwestern	61 68
22	H	Iowa	71 84	41	H	Minnesota	75 84	60	A	Nebraska	47 62	175	H	Northwestern	59 74
24	A	Missouri	55 72					60	H	Nebraska	72 80	192	A	Memphis	63 47
								62	A	Purdue	51 64	196	N	UC Irvine	65 59
								62	H	Purdue	54 73	205	H	Wisconsin	61 70
								64	H	Michigan St.	55 67	250	H	Austin Peay	59 47
								65	H	Virginia Tech	49 96	264	H	Indiana St.	81 52
								89	A	New Mexico	68 97	269	H	Bradley	74 62
								93	A	Penn St.	59 68	325	H	Fort Wayne	64 50
								93	N	Penn St.	57 83	326	H	Detroit Mercy	73 65
								100	H	Western Ill.	67 77	346	H	Chicago St.	66 56
LAST 12 Division I GAMES:															
				93	N	Penn St.	57 83	62	H	Purdue	54 73				
				41	H	Minnesota	75 84	60	A	Nebraska	47 62				
				62	A	Purdue	51 64	205	H	Wisconsin	61 70				
				175	A	Northwestern	61 68	93	A	Penn St.	59 68				
				6	H	Ohio St.	69 88	39	A	Michigan	42 86				
				54	A	Indiana	54 70	64	H	Michigan St.	55 67				

Non-Div I Games:

Illinois

Average RPI Win: 250	WON-LOST RECORD	WINNING PCT. RANK	LAST 10 GAMES	STRENGTH OF SCHEDULE	OPP. STRENGTH OF SCHEDULE	TEAM RPI	ADJ. RPI	CONF. RPI	ADJ CONF. RPI
Average RPI Loss: 158									
DIV. I ONLY	14- 16	196	6- 4	285	244	245	245	24	24
DIV. I NON-CONF.	6- 5	153	0- 0	228	236	192	192	21	21

TOTALS	RPI 1-25	RPI 26-50	W-L RECORDS	RPI 51-100	RPI 101-999	RPI 201+			
14- 16	0- 0	0- 0	OVERALL	0- 4	14- 12	9- 4			
9- 6	0- 0	0- 0	HOME	0- 2	9- 4	6- 1			
4- 9	0- 0	0- 0	AWAY	0- 0	4- 1	3- 1			
1- 1	0- 0	0- 0	NEUTRAL	0- 0	1- 1	0- 0			
6- 5	0- 0	0- 0	NON-CONFERENCE	0- 0	6- 5	3- 0			
4- 2	0- 0	0- 0	HOME	0- 0	4- 2	2- 0			
1- 3	0- 0	0- 0	AWAY	0- 0	1- 3	1- 0			
1- 0	0- 0	0- 0	NEUTRAL	0- 0	1- 0	0- 0			
8- 11	0- 0	0- 0	CONFERENCE	0- 4	8- 7	6- 4			
5- 4	0- 0	0- 0	HOME	0- 2	5- 2	4- 1			
3- 6	0- 0	0- 0	AWAY	0- 2	3- 4	2- 3			
0- 1	0- 0	0- 0	NEUTRAL	0- 0	0- 1	0- 0			

RPI S Opponent	Score	RPI S Opponent	Score	RPI S Opponent	Score	RPI S Opponent	Score	Team's RPI: 245
				72 A Drake	64 80	110 A George Mason	37 56	
				72 H Drake	58 65	123 H Cleveland St.	47 56	
				95 A Missouri St.	58 75	128 A UNI	48 66	
				95 H Missouri St.	50 56	128 H UNI	36 58	
						128 N UNI	36 56	
						130 H Butler	45 56	
						132 A Milwaukee	59 61	
						143 N Northeastern	65 55	
						162 A Southern Ill.	39 36	
						162 H Southern Ill.	49 46	
						163 H SIUE	62 47	
						190 A Oakland	43 64	
						200 H Eastern Mich.	65 56	
						254 H Northern Ky.	49 37	
						264 A Indiana St.	49 52	
						264 H Indiana St.	63 53	
						269 A Bradley	53 41	
						269 H Bradley	42 62	
						283 H UMKC	64 53	
						290 A Valparaiso	50 56	
						290 H Valparaiso	63 55	
						302 A Long Beach St.	59 51	
						307 A Loyola Chicago	59 62	
						307 H Loyola Chicago	57 49	
						349 A Evansville	67 43	
						349 H Evansville	70 44	
LAST 12 Division I GAMES:								
128 N UNI	36 56	95 A Missouri St.	58 75					
269 A Bradley	53 41	162 A Southern Ill.	39 36					
72 A Drake	64 80	290 H Valparaiso	63 55					
128 A UNI	48 66	307 H Loyola Chicago	57 49					
349 H Evansville	70 44	128 H UNI	36 58					
264 H Indiana St.	63 53	72 H Drake	58 65					

Non-Div I Games:

Average RPI Win:	284	WON-LOST	WINNING	LAST 10	STRENGTH OF	OPP. STRENGTH	TEAM	ADJ.	CONF.	ADJ CONF.
Average RPI Loss:	179	RECORD	PCT. RANK	GAMES	SCHEDULE	OF SCHEDULE	RPI	RPI	RPI	RPI
DIV. I ONLY	4- 24	329	2- 8	153	325	313	313	26	26	
DIV. I NON-CONF.	0- 10	337	0- 0	37	299	291	291	26	26	

TOTALS	RPI 1-25	RPI 26-50	W-L RECORDS	RPI 51-100	RPI 101-999	RPI 201+				
4- 24	0- 0	0- 0	OVERALL	0- 5	4- 19	4- 11				
2- 10	0- 0	0- 0	HOME	0- 2	2- 8	2- 5				
2- 14	0- 0	0- 0	AWAY	0- 1	2- 1	2- 1				
0- 0	0- 0	0- 0	NEUTRAL	0- 0	0- 0	0- 0				
0- 10	0- 0	0- 0	NON-CONFERENCE	0- 3	0- 7	0- 2				
0- 3	0- 0	0- 0	HOME	0- 1	0- 2	0- 1				
0- 7	0- 0	0- 0	AWAY	0- 2	0- 5	0- 1				
0- 0	0- 0	0- 0	NEUTRAL	0- 0	0- 0	0- 0				
4- 14	0- 0	0- 0	CONFERENCE	0- 2	4- 12	4- 9				
2- 7	0- 0	0- 0	HOME	0- 1	2- 6	2- 4				
2- 7	0- 0	0- 0	AWAY	0- 1	2- 6	2- 5				
0- 0	0- 0	0- 0	NEUTRAL	0- 0	0- 0	0- 0				

RPI 1-25				RPI 26-50				RPI 51-100				RPI 101+ Team's RPI: 313			
RPI	S	Opponent	Score	RPI	S	Opponent	Score	RPI	S	Opponent	Score	RPI	S	Opponent	Score
								57	A	Oklahoma St.	35 86	102	A	Rice	43 60
								59	H	South Dakota	51 81	114	A	Utah	31 90
								80	A	Houston	67 98	118	A	SFA	49 60
								90	A	Lamar University	54 77	118	H	SFA	50 75
								90	H	Lamar University	47 71	119	H	Central Ark.	35 57
												135	H	Texas St.	33 74
												151	A	Weber St.	55 79
												177	A	UT Arlington	48 61
												218	H	Nicholls St.	64 62
												229	A	A&M-Corpus Christi	59 75
												229	H	A&M-Corpus Christi	58 62
												233	A	New Orleans	50 52
												233	H	New Orleans	45 72
												244	A	Abilene Christian	56 58
												244	H	Abilene Christian	58 46
												252	A	Texas Tech	54 80
												276	H	Massachusetts	45 64
												278	H	McNeese	57 66
												297	A	Southeastern La.	54 65
												309	A	Houston Baptist	56 67
												309	H	Houston Baptist	56 58
												335	A	Sam Houston St.	56 49
												337	A	Northwestern St.	57 53

								LAST 12 Division I GAMES:							
								244	H	Abilene Christian	58 46	244	A	Abilene Christian	56 58
								309	A	Houston Baptist	56 67	297	A	Southeastern La.	54 65
								229	A	A&M-Corpus Christi	59 75	229	H	A&M-Corpus Christi	58 62
								337	A	Northwestern St.	57 53	233	H	New Orleans	45 72
								118	H	SFA	50 75	309	H	Houston Baptist	56 58
								90	H	Lamar University	47 71	233	A	New Orleans	50 52

Non-Div I Games: Mary Hardin-Baylor 76 58

Incarnate Word

Average RPI	Win:	125	WON-LOST	WINNING	LAST 10	STRENGTH OF	OPP. STRENGTH	TEAM	ADJ.	CONF.	ADJ CONF.
Average RPI	Loss:	44	RECORD	PCT. RANK	GAMES	SCHEDULE	OF SCHEDULE	RPI	RPI	RPI	RPI
DIV. I ONLY		17- 14		144	8- 2	11	31	54	54	3	3
DIV. I NON-CONF.		7- 6		165	0- 0	18	62	77	77	4	4

TOTALS	RPI 1-25		RPI 26-50		W-L RECORDS	RPI 51-100		RPI 101-999		RPI 201+	
17- 14	0- 7		2- 2		OVERALL	7- 3		8- 2		5- 0	
10- 5	0- 2		1- 0		HOME	3- 1		6- 2		4- 0	
5- 6	0- 3		1- 1		AWAY	2- 2		2- 0		1- 0	
2- 3	0- 2		0- 1		NEUTRAL	2- 0		0- 0		0- 0	
7- 6	0- 2		0- 1		NON-CONFERENCE	2- 1		5- 2		3- 0	
4- 3	0- 1		0- 0		HOME	1- 0		3- 2		2- 0	
2- 1	0- 0		0- 0		AWAY	0- 1		2- 0		1- 0	
1- 2	0- 1		0- 1		NEUTRAL	1- 0		0- 0		0- 0	
10- 8	0- 5		2- 1		CONFERENCE	5- 2		3- 0		2- 0	
6- 2	0- 1		1- 0		HOME	2- 1		3- 0		2- 0	
3- 5	0- 3		1- 1		AWAY	2- 1		0- 0		0- 0	
1- 1	0- 1		0- 0		NEUTRAL	1- 0		0- 0		0- 0	

RPI 1-25				RPI 26-50				RPI 51-100				Team's RPI: 54	RPI 101+			
RPI	S	Opponent	Score	RPI	S	Opponent	Score	RPI	S	Opponent	Score		RPI	S	Opponent	Score
4	H	Louisville	59 72	31	N	Virginia	72 82	56	H	Western Ky.	73 71		101	H	Auburn	53 65
6	A	Ohio St.	70 85	39	A	Michigan	79 84	60	H	Nebraska	83 75		106	H	Chattanooga	61 64
6	H	Ohio St.	62 77	40	H	Rutgers	64 58	62	A	Purdue	52 44		125	A	Yale	72 68
17	A	Maryland	70 74	41	A	Minnesota	82 70	62	H	Purdue	72 54		175	H	Northwestern	78 73
17	N	Maryland	54 67					64	A	Michigan St.	69 65		179	H	Southern U.	64 49
22	A	Iowa	62 75					64	H	Michigan St.	46 68		204	H	North Texas	68 63
24	N	Missouri	55 75					64	N	Michigan St.	111 109		205	H	Wisconsin	69 55
								70	N	UAB	71 63		221	H	Arkansas St.	93 51
								79	A	Saint Mary's (CA)	82 88		239	H	Illinois	70 54
								93	A	Penn St.	74 77		254	A	Northern Ky.	67 56
LAST 12 Division I GAMES:																
				17	N	Maryland	54 67	239	H	Illinois	70 54					
				64	N	Michigan St.	111 109	175	H	Northwestern	78 73					
				22	A	Iowa	62 75	40	H	Rutgers	64 58					
				41	A	Minnesota	82 70	205	H	Wisconsin	69 55					
				60	H	Nebraska	83 75	64	A	Michigan St.	69 65					
				62	A	Purdue	52 44	17	A	Maryland	70 74					

Non-Div I Games:

Indiana

Average RPI Win: 291	WON-LOST RECORD	WINNING PCT. RANK	LAST 10 GAMES	STRENGTH OF SCHEDULE	OPP. STRENGTH OF SCHEDULE	TEAM RPI	ADJ. RPI	CONF. RPI	ADJ CONF. RPI
Average RPI Loss: 138									
DIV. I ONLY	10- 19	249	4- 6	207	241	264	264	24	24
DIV. I NON-CONF.	1- 9	318	0- 0	114	156	288	288	21	21

TOTALS	RPI 1-25	RPI 26-50	W-L RECORDS	RPI 51-100	RPI 101-999	RPI 201+			
10- 19	0- 1	0- 0	OVERALL	0- 7	10- 11	10- 4			
5- 9	0- 1	0- 0	HOME	0- 3	5- 5	5- 1			
4- 8	0- 0	0- 0	AWAY	0- 3	4- 5	4- 3			
1- 2	0- 0	0- 0	NEUTRAL	0- 1	1- 1	1- 0			
1- 9	0- 1	0- 0	NON-CONFERENCE	0- 3	1- 5	1- 3			
0- 5	0- 1	0- 0	HOME	0- 1	0- 3	0- 1			
0- 3	0- 0	0- 0	AWAY	0- 1	0- 2	0- 2			
1- 1	0- 0	0- 0	NEUTRAL	0- 1	1- 0	1- 0			
9- 10	0- 0	0- 0	CONFERENCE	0- 4	9- 6	9- 1			
5- 4	0- 0	0- 0	HOME	0- 2	5- 2	5- 0			
4- 5	0- 0	0- 0	AWAY	0- 2	4- 3	4- 1			
0- 1	0- 0	0- 0	NEUTRAL	0- 0	0- 1	0- 0			

RPI 1-25				RPI 26-50				RPI 51-100				RPI 101+ Team's RPI: 264			
RPI	S	Opponent	Score	RPI	S	Opponent	Score	RPI	S	Opponent	Score	RPI	S	Opponent	Score
21	H	Central Mich.	67 77					59	N	South Dakota	59 71	121	H	Saint Louis	59 60
								72	A	Drake	64 85	128	A	UNI	53 59
								72	H	Drake	51 84	128	H	UNI	46 56
								77	H	Miami (OH)	56 68	130	H	Butler	51 60
								81	A	IUPUI	57 86	162	A	Southern Ill.	43 54
								95	A	Missouri St.	56 69	162	H	Southern Ill.	45 64
								95	H	Missouri St.	63 77	162	N	Southern Ill.	67 69
												235	N	Montana	57 45
												239	A	Illinois	52 81
												242	H	Fla. Atlantic	58 66
												245	A	Illinois St.	53 63
												245	H	Illinois St.	52 49
												269	A	Bradley	74 70
												269	H	Bradley	65 50
												290	A	Valparaiso	67 54
												290	H	Valparaiso	64 46
												307	A	Loyola Chicago	73 65
												307	H	Loyola Chicago	74 67
												332	A	Ill.-Chicago	46 55
												349	A	Evansville	66 57
												349	H	Evansville	56 48

LAST 12 Division I GAMES:															
				162	N	Southern Ill.	67 69	245	A	Illinois St.	53 63				
				95	A	Missouri St.	56 69	72	H	Drake	51 84				
				162	A	Southern Ill.	43 54	128	H	UNI	46 56				
				307	H	Loyola Chicago	74 67	349	A	Evansville	66 57				
				290	H	Valparaiso	64 46	290	A	Valparaiso	67 54				
				269	A	Bradley	74 70	307	A	Loyola Chicago	73 65				

Non-Div I Games: Missouri S&T 84 51

Indiana St.

Average RPI Win:	347	WON-LOST	WINNING	LAST 10	STRENGTH OF	OPP. STRENGTH	TEAM	ADJ.	CONF.	ADJ CONF.
Average RPI Loss:	197	RECORD	PCT. RANK	GAMES	SCHEDULE	OF SCHEDULE	RPI	RPI	RPI	RPI
DIV. I ONLY	2- 28	345	2- 8	253	292	342	342	28	28	
DIV. I NON-CONF.	0- 11	337	0- 0	145	232	329	329	25	25	

TOTALS	RPI 1-25	RPI 26-50	W-L RECORDS	RPI 51-100	RPI 101-999	RPI 201+				
2- 28	0- 0	0- 2	OVERALL	0- 5	2- 21	2- 16				
1- 13	0- 0	0- 1	HOME	0- 2	1- 10	1- 7				
1- 14	0- 0	0- 1	AWAY	0- 3	1- 10	1- 8				
0- 1	0- 0	0- 0	NEUTRAL	0- 0	0- 1	0- 1				
0- 11	0- 0	0- 0	NON-CONFERENCE	0- 5	0- 6	0- 3				
0- 5	0- 0	0- 0	HOME	0- 2	0- 3	0- 1				
0- 6	0- 0	0- 0	AWAY	0- 3	0- 3	0- 2				
0- 0	0- 0	0- 0	NEUTRAL	0- 0	0- 0	0- 0				
2- 17	0- 0	0- 2	CONFERENCE	0- 0	2- 15	2- 13				
1- 8	0- 0	0- 1	HOME	0- 0	1- 7	1- 6				
1- 8	0- 0	0- 1	AWAY	0- 0	1- 7	1- 6				
0- 1	0- 0	0- 0	NEUTRAL	0- 0	0- 1	0- 1				

RPI 1-25				RPI 26-50				RPI 51-100				RPI 101+				Team's RPI: 342	
RPI	S	Opponent	Score	RPI	S	Opponent	Score	RPI	S	Opponent	Score	RPI	S	Opponent	Score		
36	A	Quinnipiac	47 90	74	A	Duquesne	59 80	159	A	Marist	55 75				55	75	
36	H	Quinnipiac	38 74	83	H	Toledo	57 74	159	H	Marist	45 55				45	55	
				84	A	Fordham	48 78	182	H	Temple	54 59				54	59	
				91	H	Bucknell	53 60	186	H	Kansas	58 72				58	72	
				98	A	Jacksonville	62 71	188	A	Stony Brook	46 63				46	63	
								202	A	Siena	51 64				51	64	
								202	H	Siena	48 70				48	70	
								231	A	Niagara	59 73				59	73	
								253	A	Rider	53 80				53	80	
								253	H	Rider	49 62				49	62	
								256	H	Hofstra	43 68				43	68	
								265	A	Manhattan	63 67				63	67	
								265	H	Manhattan	48 57				48	57	
								265	N	Manhattan	39 55				39	55	
								272	A	Fairfield	39 59				39	59	
								272	H	Fairfield	68 78				68	78	
								274	A	St. Francis Brooklyn	63 72				63	72	
								275	A	Arizona	58 71				58	71	
								284	A	Monmouth	56 68				56	68	
								284	H	Monmouth	56 62				56	62	
								286	H	Canisius	49 53				49	53	
								347	A	Saint Peter's	55 31				55	31	
								347	H	Saint Peter's	52 42				52	42	
LAST 12 Division I GAMES:																	
265	N	Manhattan	39 55	272	H	Fairfield	68 78										
272	A	Fairfield	39 59	36	A	Quinnipiac	47 90										
159	H	Marist	45 55	159	A	Marist	55 75										
265	H	Manhattan	48 57	347	H	Saint Peter's	52 42										
347	A	Saint Peter's	55 31	253	H	Rider	49 62										
253	A	Rider	53 80	284	A	Monmouth	56 68										

Non-Div I Games:

Iona

Average RPI Win:	123	WON-LOST	WINNING	LAST 10	STRENGTH OF	OPP. STRENGTH	TEAM	ADJ.	CONF.	ADJ CONF.
Average RPI Loss:	41	RECORD	PCT. RANK	GAMES	SCHEDULE	OF SCHEDULE	RPI	RPI	RPI	RPI
DIV. I ONLY	24- 7	37	8- 2	24	66	22	22	3	3	
DIV. I NON-CONF.	12- 1	6	0- 0	27	101	10	10	4	4	

TOTALS	RPI 1-25	RPI 26-50	W-L RECORDS	RPI 51-100	RPI 101-999	RPI 201+				
24- 7	1- 2	5- 2	OVERALL	6- 3	12- 0	5- 0				
13- 3	1- 1	3- 0	HOME	5- 2	4- 0	2- 0				
7- 3	0- 1	1- 1	AWAY	1- 1	5- 0	2- 0				
4- 1	0- 0	1- 1	NEUTRAL	0- 0	3- 0	1- 0				
12- 1	0- 1	2- 0	NON-CONFERENCE	3- 0	7- 0	2- 0				
7- 1	0- 1	1- 0	HOME	3- 0	3- 0	1- 0				
2- 0	0- 0	0- 0	AWAY	0- 0	2- 0	0- 0				
3- 0	0- 0	1- 0	NEUTRAL	0- 0	2- 0	1- 0				
12- 6	1- 1	3- 2	CONFERENCE	3- 3	5- 0	3- 0				
6- 2	1- 0	2- 0	HOME	2- 2	1- 0	1- 0				
5- 3	0- 1	1- 1	AWAY	1- 1	3- 0	2- 0				
1- 1	0- 0	0- 1	NEUTRAL	0- 0	1- 0	0- 0				

RPI	S	Opponent	Score	RPI	S	Opponent	Score	RPI	S	Opponent	Score	RPI	S	Opponent	Score
6	H	Ohio St.	103 89	36	H	Quinnipiac	83 67	54	H	Indiana	75 62	105	A	Iowa St.	61 55
8	H	Florida St.	93 94	38	N	Elon	74 61	56	H	Western Ky.	104 97	128	A	UNI	71 47
17	A	Maryland	64 80	39	H	Michigan	82 72	60	A	Nebraska	65 74	146	H	Northern Ill.	105 80
				40	A	Rutgers	77 67	60	H	Nebraska	74 92	155	H	Samford	80 59
				41	A	Minnesota	72 77	62	H	Purdue	70 76	170	N	Charlotte	77 64
				41	H	Minnesota	92 84	64	A	Michigan St.	71 68	175	A	Northwestern	70 61
				41	N	Minnesota	89 90	72	H	Drake	79 66	175	N	Northwestern	55 45
								93	H	Penn St.	80 76	205	A	Wisconsin	56 46
								97	H	Western Mich.	79 56	205	H	Wisconsin	88 61
												239	A	Illinois	84 71
												271	N	Morgan St.	90 46
												331	H	Ark.-Pine Bluff	85 45

LAST 12 Division I GAMES:															
				41	N	Minnesota	89 90	93	H	Penn St.	80 76				
				175	N	Northwestern	55 45	41	H	Minnesota	92 84				
				54	H	Indiana	75 62	64	A	Michigan St.	71 68				
				40	A	Rutgers	77 67	60	H	Nebraska	74 92				
				205	H	Wisconsin	88 61	6	H	Ohio St.	103 89				
				175	A	Northwestern	70 61	41	A	Minnesota	72 77				

Non-Div I Games:

Iowa

Average RPI Win: 184

Average RPI Loss: 50

WON-LOST
RECORDWINNING
PCT. RANKLAST 10
GAMESSTRENGTH OF
SCHEDULEOPP. STRENGTH
OF SCHEDULETEAM
RPIADJ.
RPICONF.
RPIADJ CONF.
RPI

DIV. I ONLY	14- 17	206	5- 5	44	35	105	105	4	4
DIV. I NON-CONF.	6- 5	153	0- 0	102	88	129	129	5	5
TOTALS	RPI 1-25	RPI 26-50	W-L RECORDS	RPI 51-100	RPI 101-999	RPI 201+			
14- 17	0- 7	0- 2	OVERALL	4- 6	10- 2	7- 0			
7- 8	0- 3	0- 1	HOME	1- 4	6- 0	5- 0			
5- 7	0- 2	0- 1	AWAY	3- 2	2- 2	1- 0			
2- 2	0- 2	0- 0	NEUTRAL	0- 0	2- 0	1- 0			
6- 5	0- 2	0- 0	NON-CONFERENCE	1- 1	5- 2	4- 0			
5- 1	0- 1	0- 0	HOME	1- 0	4- 0	4- 0			
0- 3	0- 0	0- 0	AWAY	0- 1	0- 2	0- 0			
1- 1	0- 1	0- 0	NEUTRAL	0- 0	1- 0	0- 0			
8- 12	0- 5	0- 2	CONFERENCE	3- 5	5- 0	3- 0			
2- 7	0- 2	0- 1	HOME	0- 4	2- 0	1- 0			
5- 4	0- 2	0- 1	AWAY	3- 1	2- 0	1- 0			
1- 1	0- 1	0- 0	NEUTRAL	0- 0	1- 0	1- 0			

RPI	S	Opponent	Score	RPI	S	Opponent	Score	RPI	S	Opponent	Score	RPI	S	Opponent	Score	Team's RPI: 105
3	A	Bayl or	49 89	35	A	Okl ahoma	71 80	57	A	Okl ahoma St.	78 69	124	N	Tul ane	67 64	
3	H	Bayl or	50 79	35	H	Okl ahoma	69 74	57	H	Okl ahoma St.	73 81	128	A	UNI	53 57	
12	A	Texas	55 87					59	H	South Dakota	81 76	152	A	Vanderbi l t	74 77	
12	H	Texas	59 72					63	A	West Vi rgi ni a	49 57	186	A	Kansas	65 56	
12	N	Texas	69 81					63	H	West Vi rgi ni a	59 69	186	H	Kansas	71 69	
21	N	Central Mi ch.	60 81					69	A	TCU	66 63	218	H	Ni chol l s St.	75 47	
22	H	Iowa	55 61					69	H	TCU	52 75	226	H	UC Ri versi de	89 66	
								72	A	Drake	80 83	252	A	Texas Tech	66 54	
								88	A	Kansas St.	80 45	252	H	Texas Tech	69 57	
								88	H	Kansas St.	60 67	252	N	Texas Tech	74 49	
												283	H	UMKC	61 45	
												321	H	N. C. Central	99 58	
LAST 12 Division I GAMES:																
12	N	Texas	69 81	69	A	TCU	66 63									
252	N	Texas Tech	74 49	57	H	Okl ahoma St.	73 81									
186	A	Kansas	65 56	88	A	Kansas St.	80 45									
12	H	Texas	59 72	69	H	TCU	52 75									
35	A	Okl ahoma	71 80	12	A	Texas	55 87									
252	H	Texas Tech	69 57	57	A	Okl ahoma St.	78 69									

Non-Div I Games:

Iowa St.

■ Loss,
 ■ Non-Conf,
 ■ S Site,
 ■ Home
 ■ A Away
 N Neutral

Average RPI Win: 303

Average RPI Loss: 244

WON-LOST
RECORDWINNING
PCT. RANKLAST 10
GAMESSTRENGTH OF
SCHEDULEOPP. STRENGTH
OF SCHEDULETEAM
RPIADJ.
RPICONF.
RPIADJ CONF.
RPIDIV. I ONLY
DIV. I NON-CONF.12- 12
2- 3177
2144- 6
0- 0349
349346
305296
341296
34132
3232
32

TOTALS

RPI 1-25

RPI 26-50

W-L RECORDS

RPI 51-100

RPI 101-999

RPI 201+

12- 12

0- 0

0- 0

OVERALL

0- 0

12- 12

12- 9

6- 4

0- 0

0- 0

HOME

0- 0

6- 4

6- 3

6- 8

0- 0

0- 0

AWAY

0- 0

6- 1

6- 1

0- 0

0- 0

0- 0

NEUTRAL

0- 0

0- 0

0- 0

2- 3

0- 0

0- 0

NON-CONFERENCE

0- 0

2- 3

2- 2

0- 1

0- 0

0- 0

HOME

0- 0

0- 1

0- 1

2- 2

0- 0

0- 0

AWAY

0- 0

2- 2

2- 1

0- 0

0- 0

0- 0

NEUTRAL

0- 0

0- 0

0- 0

10- 9

0- 0

0- 0

CONFERENCE

0- 0

10- 9

10- 7

6- 3

0- 0

0- 0

HOME

0- 0

6- 3

6- 2

4- 6

0- 0

0- 0

AWAY

0- 0

4- 6

4- 5

0- 0

0- 0

0- 0

NEUTRAL

0- 0

0- 0

0- 0

RPI 1-25

RPI 26-50

RPI 51-100

RPI 101+

Team's RPI: 296

RPI S Opponent Score

RPI S Opponent Score

RPI S Opponent Score

RPI S Opponent Score

179 A Southern U. 76 86

179 H Southern U. 58 68

192 A Memphis 53 64

216 A Grambling 89 93

216 H Grambling 82 70

218 H Nicholls St. 64 90

228 A Texas Southern 66 71

228 H Texas Southern 74 77

243 A Prairie View 64 66

243 A Prairie View 73 85

243 H Prairie View 70 61

292 A Alcorn 74 51

292 H Alcorn 94 69

310 A Alabama A&M 68 58

310 H Alabama A&M 59 43

314 A Alabama St. 69 50

314 H Alabama St. 70 61

331 A Ark. -Pine Bluff 60 54

331 H Ark. -Pine Bluff 60 66

332 A Ill. -Chicago 76 63

335 A Sam Houston St. 68 74

340 A Mississippi Val. 61 72

340 H Mississippi Val. 68 67

346 A Chicago St. 87 69

LAST 12 Division I GAMES:

243 A Prairie View 64 66

310 A Alabama A&M 68 58

314 A Alabama St. 69 50

331 H Ark. -Pine Bluff 60 66

340 H Mississippi Val. 68 67

216 A Grambling 89 93

243 A Prairie View 73 85

228 A Texas Southern 66 71

179 H Southern U. 58 68

292 H Alcorn 94 69

331 A Ark. -Pine Bluff 60 54

340 A Mississippi Val. 61 72

Non-Div I Games:

Philerander Smith

88 56

Millsaps

79 41

LSU-Shreveport

85 86

Spring Hill

77 50

Jackson St.

Average RPI Win:	264	WON-LOST	WINNING	LAST 10	STRENGTH OF	OPP. STRENGTH	TEAM	ADJ.	CONF.	ADJ CONF.
Average RPI Loss:	82	RECORD	PCT. RANK	GAMES	SCHEDULE	OF SCHEDULE	RPI	RPI	RPI	RPI
DIV. I ONLY	21- 7	47	9- 1	294	234	98	98	23	23	
DIV. I NON-CONF.	7- 5	132	0- 0	211	195	106	106	22	22	

TOTALS	RPI 1-25	RPI 26-50	W-L RECORDS	RPI 51-100	RPI 101-999	RPI 201+				
21- 7	0- 2	0- 0	OVERALL	0- 3	21- 2	17- 0				
11- 1	0- 0	0- 0	HOME	0- 1	11- 0	10- 0				
9- 6	0- 2	0- 0	AWAY	0- 2	9- 2	6- 0				
1- 0	0- 0	0- 0	NEUTRAL	0- 0	1- 0	1- 0				
7- 5	0- 2	0- 0	NON-CONFERENCE	0- 1	7- 2	5- 0				
3- 0	0- 0	0- 0	HOME	0- 0	3- 0	3- 0				
3- 5	0- 2	0- 0	AWAY	0- 1	3- 2	1- 0				
1- 0	0- 0	0- 0	NEUTRAL	0- 0	1- 0	1- 0				
14- 2	0- 0	0- 0	CONFERENCE	0- 2	14- 0	12- 0				
8- 1	0- 0	0- 0	HOME	0- 1	8- 0	7- 0				
6- 1	0- 0	0- 0	AWAY	0- 1	6- 0	5- 0				
0- 0	0- 0	0- 0	NEUTRAL	0- 0	0- 0	0- 0				

RPI 1-25				RPI 26-50				RPI 51-100 Team's RPI: 98				RPI 101+			
RPI	S	Opponent	Score	RPI	S	Opponent	Score	RPI	S	Opponent	Score	RPI	S	Opponent	Score
8	A	Florida St.	50 82					53	A	FGCU	58 63	129	A	Bethune-Cookman	68 58
16	A	NC State	44 64					53	H	FGCU	63 65	169	A	Troy	88 89
								94	A	Alabama	60 75	176	A	South Ala.	60 58
												178	A	Florida	59 69
												201	A	Stetson	61 54
												201	H	Stetson	73 63
												218	A	Nicholls St.	69 61
												237	A	North Florida	66 48
												237	H	North Florida	83 77
												237	H	North Florida	64 43
												254	N	Northern Ky.	61 49
												258	A	Lipscomb	70 63
												258	H	Lipscomb	70 48
												284	H	Monmouth	74 65
												299	A	Kennesaw St.	67 49
												299	H	Kennesaw St.	84 49
												299	H	Kennesaw St.	79 52
												303	A	USC Upstate	71 45
												303	H	USC Upstate	65 49
												339	A	NJIT	88 58
												339	H	NJIT	73 53
												341	H	Savannah St.	74 46
												342	H	Iona	71 62
LAST 12 Division I GAMES:															
237	H	North Florida	83 77	299	A	Kennesaw St.	67 49								
299	H	Kennesaw St.	79 52	201	A	Stetson	61 54								
237	H	North Florida	64 43	53	H	FGCU	63 65								
339	H	NJIT	73 53	201	H	Stetson	73 63								
303	H	USC Upstate	65 49	53	A	FGCU	58 63								
258	A	Lipscomb	70 63	303	A	USC Upstate	71 45								

Non-Div I Games: Flagler 79 52 Edward Waters 79 58 Webber Int'l 64 43

Jacksonville

Loss, Non-Conf, S Site, H Home A Away N Neutral

Average RPI		Win: 270	WON-LOST RECORD	WINNING PCT. RANK	LAST 10 GAMES	STRENGTH OF SCHEDULE	OPP. STRENGTH OF SCHEDULE	TEAM RPI	ADJ. RPI	CONF. RPI	ADJ. CONF. RPI
Loss: 150											
DIV. I ONLY		17- 12	117	6- 4	239	290	166	166	25	25	
DIV. I NON-CONF.		4- 5	202	0- 0	265	178	219	219	27	27	
TOTALS		RPI 1-25	RPI 26-50	W-L RECORDS		RPI 51-100	RPI 101-999	RPI 201+			
17- 12	0- 1		0- 0	OVERALL		0- 4	17- 7	13- 3			
8- 4	0- 1		0- 0	HOME		0- 1	8- 2	7- 1			
7- 7	0- 0		0- 0	AWAY		0- 2	7- 1	6- 0			
2- 1	0- 0		0- 0	NEUTRAL		0- 1	2- 0	0- 0			
4- 5	0- 1		0- 0	NON-CONFERENCE		0- 1	4- 3	3- 1			
2- 1	0- 1		0- 0	HOME		0- 0	2- 0	2- 0			
1- 4	0- 0		0- 0	AWAY		0- 1	1- 3	1- 1			
1- 0	0- 0		0- 0	NEUTRAL		0- 0	1- 0	0- 0			
13- 7	0- 0		0- 0	CONFERENCE		0- 3	13- 4	10- 2			
6- 3	0- 0		0- 0	HOME		0- 1	6- 2	5- 1			
6- 3	0- 0		0- 0	AWAY		0- 1	6- 2	5- 1			
1- 1	0- 0		0- 0	NEUTRAL		0- 1	1- 0	0- 0			

RPI 1-25				RPI 26-50				RPI 51-100				RPI 101+ Team's RPI: 166			
RPI	S	Opponent	Score	RPI	S	Opponent	Score	RPI	S	Opponent	Score	RPI	S	Opponent	Score
8	H	Florida St.	51 75					58	A	Belmont	55 71	122	A	Seton Hall	54 73
								58	H	Belmont	35 66	158	H	UT Martin	57 61
								58	N	Belmont	53 63	163	A	SIUE	41 65
								77	A	Miami (OH)	55 58	168	A	Clemson	45 53
												191	A	Morehead St.	67 65
												191	H	Morehead St.	70 64
												191	N	Morehead St.	69 56
												195	N	East Carolina	82 73
												230	H	Southeast Mo. St.	55 48
												233	A	New Orleans	59 54
												250	A	Austin Peay	51 50
												250	H	Austin Peay	65 47
												294	A	Murray St.	59 55
												294	H	Murray St.	97 65
												306	A	Georgia St.	41 55
												310	H	Alabama A&M	49 33
												312	A	Tennessee Tech	73 59
												312	H	Tennessee Tech	58 60
												315	A	Eastern Ky.	44 48
												315	H	Eastern Ky.	65 51
												330	A	Tennessee St.	75 56
												330	H	Tennessee St.	62 61
												334	H	Rhode Island	63 53
												345	A	Eastern Ill.	59 50
LAST 12 Division I GAMES:															
				58	N	Belmont	53 63	330	H	Tennessee St.	62 61				
				191	N	Morehead St.	69 56	312	H	Tennessee Tech	58 60				
				312	A	Tennessee Tech	73 59	163	A	SIUE	41 65				
				58	H	Belmont	35 66	345	A	Eastern Ill.	59 50				
				250	A	Austin Peay	51 50	230	H	Southeast Mo. St.	55 48				
				294	A	Murray St.	59 55	158	H	UT Martin	57 61				

Non-Div I Games:	Stillman	93	38	Brewton-Parker	103	44
------------------	----------	----	----	----------------	-----	----

Jacksonville St.

■ Loss, ■ Non-Conf, S Site, H Home A Away N Neutral

Average RPI	Win: 203	WON-LOST	WINNING	LAST 10	STRENGTH OF	OPP. STRENGTH	TEAM	ADJ.	CONF.	ADJ CONF.
Average RPI	Loss: 45	RECORD	PCT. RANK	GAMES	SCHEDULE	OF SCHEDULE	RPI	RPI	RPI	RPI
DIV. I ONLY	21- 10	76	7- 3	85	102	68	68	10	10	
DIV. I NON-CONF.	4- 7	226	0- 0	68	25	174	174	12	12	

TOTALS	RPI 1-25	RPI 26-50	W-L RECORDS	RPI 51-100	RPI 101-999	RPI 201+				
21- 10	0- 2	2- 6	OVERALL	1- 1	18- 1	12- 0				
12- 3	0- 1	2- 1	HOME	1- 0	9- 1	6- 0				
8- 5	0- 1	0- 3	AWAY	0- 1	8- 0	5- 0				
1- 2	0- 0	0- 2	NEUTRAL	0- 0	1- 0	1- 0				
4- 7	0- 2	0- 3	NON-CONFERENCE	1- 1	3- 1	3- 0				
3- 3	0- 1	0- 1	HOME	1- 0	2- 1	2- 0				
1- 3	0- 1	0- 1	AWAY	0- 1	1- 0	1- 0				
0- 1	0- 0	0- 1	NEUTRAL	0- 0	0- 0	0- 0				
17- 3	0- 0	2- 3	CONFERENCE	0- 0	15- 0	9- 0				
9- 0	0- 0	2- 0	HOME	0- 0	7- 0	4- 0				
7- 2	0- 0	0- 2	AWAY	0- 0	7- 0	4- 0				
1- 1	0- 0	0- 1	NEUTRAL	0- 0	1- 0	1- 0				

RPI 1-25				RPI 26-50				RPI 51-100 Team's RPI: 68				RPI 101+			
RPI	S	Opponent	Score	RPI	S	Opponent	Score	RPI	S	Opponent	Score	RPI	S	Opponent	Score
8	H	Florida St.	63 79	30	N	Villanova	57 60	75	A	St. John's (NY)	64 81	103	A	Delaware	56 53
9	A	Tennessee	60 89	34	A	Dayton	54 82	87	H	Liberty	58 47	103	H	Delaware	67 56
				38	A	Elon	43 50					137	H	Saint Joseph's	66 73
				38	H	Elon	70 67					143	A	Northeastern	60 57
				38	N	Elon	53 76					143	H	Northeastern	72 43
				40	H	Rutgers	63 76					156	A	William & Mary	86 41
				43	A	Drexel	71 73					156	H	William & Mary	70 64
				43	H	Drexel	56 48					251	A	UNCW	63 48
												251	H	UNCW	65 48
												256	A	Hofstra	55 42
												256	H	Hofstra	73 56
												263	A	Col. of Charleston	67 45
												263	H	Col. of Charleston	67 53
												263	N	Col. of Charleston	81 66
												280	A	Towson	64 55
												280	H	Towson	69 45
												295	A	Vermont	68 56
												298	H	Bryant	67 36
												328	H	Wagner	68 45

LAST 12 Division I GAMES:															
				38	N	Elon	53 76	103	A	Delaware	56 53				
				263	N	Col. of Charleston	81 66	280	A	Towson	64 55				
				156	H	William & Mary	70 64	143	H	Northeastern	72 43				
				103	H	Delaware	67 56	38	A	Elon	43 50				
				43	A	Drexel	71 73	156	A	William & Mary	86 41				
				251	H	UNCW	65 48	263	H	Col. of Charleston	67 53				

Non-Div I Games:

James Madison

Average RPI Win:	202	WON-LOST	WINNING	LAST 10	STRENGTH OF	OPP. STRENGTH	TEAM	ADJ.	CONF.	ADJ CONF.
Average RPI Loss:	67	RECORD	PCT. RANK	GAMES	SCHEDULE	OF SCHEDULE	RPI	RPI	RPI	RPI
DIV. I ONLY	12- 18	228	1- 9	89	58	186	186	4	4	
DIV. I NON-CONF.	9- 2	33	0- 0	247	270	108	108	5	5	

TOTALS	RPI 1-25	RPI 26-50	W-L RECORDS	RPI 51-100	RPI 101-999	RPI 201+				
12- 18	0- 4	0- 2	OVERALL	2- 9	10- 3	7- 1				
10- 8	0- 2	0- 1	HOME	2- 3	8- 2	5- 1				
2- 9	0- 2	0- 1	AWAY	0- 5	2- 1	2- 0				
0- 1	0- 0	0- 0	NEUTRAL	0- 1	0- 0	0- 0				
9- 2	0- 0	0- 0	NON-CONFERENCE	0- 2	9- 0	6- 0				
8- 1	0- 0	0- 0	HOME	0- 1	8- 0	5- 0				
1- 1	0- 0	0- 0	AWAY	0- 1	1- 0	1- 0				
0- 0	0- 0	0- 0	NEUTRAL	0- 0	0- 0	0- 0				
3- 16	0- 4	0- 2	CONFERENCE	2- 7	1- 3	1- 1				
2- 7	0- 2	0- 1	HOME	2- 2	0- 2	0- 1				
1- 8	0- 2	0- 1	AWAY	0- 4	1- 1	1- 0				
0- 1	0- 0	0- 0	NEUTRAL	0- 1	0- 0	0- 0				

RPI 1-25				RPI 26-50				RPI 51-100				RPI 101+ Team's RPI: 186			
RPI	S	Opponent	Score	RPI	S	Opponent	Score	RPI	S	Opponent	Score	RPI	S	Opponent	Score
3	A	Bayl or	51 88	35	A	Okl ahoma	64 97	57	A	Okl ahoma St.	63 92	102	H	Ri ce	73 65
3	H	Bayl or	48 83	35	H	Okl ahoma	52 72	57	H	Okl ahoma St.	66 59	105	A	Iowa St.	69 71
12	A	Texas	62 79					60	H	Nebraska	49 66	105	H	Iowa St.	56 65
12	H	Texas	41 55					63	A	West Vi rgi ni a	46 76	125	H	Yale	81 75
								63	H	West Vi rgi ni a	54 74	144	H	Arkansas	71 60
								69	A	TCU	66 76	228	H	Texas Southern	72 37
								69	H	TCU	86 77	230	H	Southeast Mo. St.	51 50
								75	A	St. John's (NY)	53 65	252	A	Texas Tech	60 47
								88	A	Kansas St.	67 91	252	H	Texas Tech	56 68
								88	H	Kansas St.	59 63	260	H	Campbel l	66 48
								88	N	Kansas St.	63 72	283	H	UMKC	63 48
												333	H	Del aware St.	81 49
												342	A	Iona	72 58

LAST 12 Division I GAMES:															
				88	N	Kansas St.	63 72	35	H	Okl ahoma	52 72				
				105	H	Iowa St.	56 65	57	A	Okl ahoma St.	63 92				
				88	A	Kansas St.	67 91	12	H	Texas	41 55				
				57	H	Okl ahoma St.	66 59	88	H	Kansas St.	59 63				
				3	A	Bayl or	51 88	35	A	Okl ahoma	64 97				
				63	A	West Vi rgi ni a	46 76	69	A	TCU	66 76				

Non-Div I Games:

Kansas

Average RPI Win:	293	WON-LOST	WINNING	LAST 10	STRENGTH OF	OPP. STRENGTH	TEAM	ADJ.	CONF.	ADJ CONF.
Average RPI Loss:	162	RECORD	PCT. RANK	GAMES	SCHEDULE	OF SCHEDULE	RPI	RPI	RPI	RPI
DIV. I ONLY	6- 19	302	2- 8	260	217	299	299	23	23	
DIV. I NON-CONF.	3- 7	254	0- 0	262	80	252	252	22	22	

TOTALS	RPI 1-25	RPI 26-50	W-L RECORDS	RPI 51-100	RPI 101-999	RPI 201+				
6- 19	0- 1	0- 0	OVERALL	0- 7	6- 11	5- 6				
3- 6	0- 0	0- 0	HOME	0- 2	3- 4	2- 3				
3- 11	0- 0	0- 0	AWAY	0- 4	3- 7	3- 3				
0- 2	0- 1	0- 0	NEUTRAL	0- 1	0- 0	0- 0				
3- 7	0- 1	0- 0	NON-CONFERENCE	0- 2	3- 4	3- 0				
1- 1	0- 0	0- 0	HOME	0- 0	1- 1	1- 0				
2- 4	0- 0	0- 0	AWAY	0- 1	2- 3	2- 0				
0- 2	0- 1	0- 0	NEUTRAL	0- 1	0- 0	0- 0				
3- 12	0- 0	0- 0	CONFERENCE	0- 5	3- 7	2- 6				
2- 5	0- 0	0- 0	HOME	0- 2	2- 3	1- 3				
1- 7	0- 0	0- 0	AWAY	0- 3	1- 4	1- 3				
0- 0	0- 0	0- 0	NEUTRAL	0- 0	0- 0	0- 0				

RPI 1-25				RPI 26-50				RPI 51-100				RPI 101+ Team's RPI: 299			
RPI	S	Opponent	Score	RPI	S	Opponent	Score	RPI	S	Opponent	Score	RPI	S	Opponent	Score
17	N	Maryland	35 89					53	A	FGCU	51 78	167	A	Ole Miss	63 92
								53	H	FGCU	57 78	168	A	Clemson	28 41
								67	A	Georgi a Tech	48 86	189	A	Furman	59 78
								71	N	Maine	39 75	195	H	East Carolina	56 66
								98	A	Jacksonville	49 84	201	A	Stetson	53 96
								98	A	Jacksonville	52 79	201	H	Stetson	66 49
								98	H	Jacksonville	49 67	237	A	North Florida	72 77
												237	H	North Florida	44 68
												247	A	Presbyterian	60 51
												258	A	Lipscomb	52 69
												258	H	Lipscomb	62 64
												303	A	USC Upstate	61 65
												303	H	USC Upstate	64 70
												306	H	Georgia St.	71 61
												327	A	Ga. Southern	60 58
												339	A	NJIT	61 58
												339	H	NJIT	80 65

LAST 12 Division I GAMES:															
				98	A	Jacksonville	52 79	339	A	NJIT	61 58				
				258	A	Lipscomb	52 69	303	H	USC Upstate	64 70				
				53	A	FGCU	51 78	339	H	NJIT	80 65				
				201	A	Stetson	53 96	303	A	USC Upstate	61 65				
				237	H	North Florida	44 68	201	H	Stetson	66 49				
				98	H	Jacksonville	49 67	53	H	FGCU	57 78				

Non-Div I Games: Middle Ga. St. 81 65

Kennesaw St.

Average RPI Win:	204	WON-LOST	WINNING	LAST 10	STRENGTH OF	OPP. STRENGTH	TEAM	ADJ.	CONF.	ADJ CONF.
Average RPI Loss:	82	RECORD	PCT. RANK	GAMES	SCHEDULE	OF SCHEDULE	RPI	RPI	RPI	RPI
DIV. I ONLY	13- 19	227	2- 8	86	89	148	148	8	8	
DIV. I NON-CONF.	7- 5	132	0- 0	124	119	95	95	8	8	

TOTALS	RPI 1-25	RPI 26-50	W-L RECORDS	RPI 51-100	RPI 101-999	RPI 201+				
13- 19	0- 5	0- 3	OVERALL	2- 5	11- 6	6- 2				
4- 7	0- 1	0- 1	HOME	0- 3	4- 2	3- 0				
7- 8	0- 0	0- 0	AWAY	2- 0	5- 2	2- 0				
2- 4	0- 2	0- 1	NEUTRAL	0- 1	2- 0	1- 0				
7- 5	0- 1	0- 2	NON-CONFERENCE	0- 2	7- 0	4- 0				
1- 1	0- 0	0- 0	HOME	0- 1	1- 0	1- 0				
4- 1	0- 0	0- 1	AWAY	0- 0	4- 0	2- 0				
2- 3	0- 1	0- 1	NEUTRAL	0- 1	2- 0	1- 0				
6- 14	0- 4	0- 1	CONFERENCE	2- 3	4- 6	2- 2				
3- 6	0- 1	0- 1	HOME	0- 2	3- 2	2- 0				
3- 7	0- 2	0- 0	AWAY	2- 1	1- 4	0- 2				
0- 1	0- 1	0- 0	NEUTRAL	0- 0	0- 0	0- 0				

RPI 1-25				RPI 26-50				RPI 51-100				RPI 101+ Team's RPI: 148			
RPI	S	Opponent	Score	RPI	S	Opponent	Score	RPI	S	Opponent	Score	RPI	S	Opponent	Score
13	N	Stanford	54 79	32	N	Gonzaga	57 77	53	N	FGCU	62 80	115	A	Ohio	78 79
19	A	Buffalo	42 80	39	A	Michigan	41 54	77	A	Miami (OH)	35 58	115	H	Ohio	65 78
19	H	Buffalo	51 81	45	H	Ball St.	58 79	77	H	Miami (OH)	59 65	134	A	Robert Morris	46 31
19	N	Buffalo	50 72					83	A	Toledo	80 76	139	A	Youngstown St.	55 44
21	A	Central Mich.	84 88					83	A	Toledo	62 55	146	A	Northern Ill.	79 81
								85	H	Wright St.	60 72	146	H	Northern Ill.	62 72
								97	H	Western Mich.	61 66	192	N	Memphis	70 55
												200	A	Eastern Mich.	67 60
												200	H	Eastern Mich.	76 69
												210	A	Bowling Green	50 60
												210	H	Bowling Green	81 57
												225	A	Akron	60 75
												225	H	Akron	60 55
												254	A	Northern Ky.	59 54
												297	N	Southeastern La.	81 60
												315	A	Eastern Ky.	65 57
												326	H	Detroit Mercy	82 74

LAST 12 Division I GAMES:															
19	N	Buffalo	50 72	77	H	Miami (OH)	59 65	115	H	Ohio	65 78	19	A	Buffalo	42 80
83	A	Toledo	80 76	115	H	Ohio	65 78	146	H	Northern Ill.	62 72	210	H	Bowling Green	81 57
77	A	Miami (OH)	35 58	19	A	Buffalo	42 80	210	H	Bowling Green	81 57	225	A	Akron	60 75
19	H	Buffalo	51 81	225	H	Akron	60 55	225	A	Akron	60 75				
225	H	Akron	60 55	115	A	Ohio	78 79								

Non-Div I Games:

Kent St.

Average RPI Win:	196	WON-LOST	WINNING	LAST 10	STRENGTH OF	OPP. STRENGTH	TEAM	ADJ.	CONF.	ADJ CONF.
Average RPI Loss:	33	RECORD	PCT. RANK	GAMES	SCHEDULE	OF SCHEDULE	RPI	RPI	RPI	RPI
DIV. I ONLY	15- 17	194	4- 6	15	51	86	86	2	2	
DIV. I NON-CONF.	8- 6	143	0- 0	117	127	116	116	2	2	

TOTALS	RPI 1-25	RPI 26-50	W-L RECORDS	RPI 51-100	RPI 101-999	RPI 201+				
15- 17	0- 10	0- 4	OVERALL	2- 1	13- 2	6- 0				
9- 7	0- 4	0- 3	HOME	1- 0	8- 0	5- 0				
5- 9	0- 5	0- 1	AWAY	0- 1	5- 2	1- 0				
1- 1	0- 1	0- 0	NEUTRAL	1- 0	0- 0	0- 0				
8- 6	0- 2	0- 2	NON-CONFERENCE	0- 1	8- 1	6- 0				
6- 2	0- 1	0- 1	HOME	0- 0	6- 0	5- 0				
2- 4	0- 1	0- 1	AWAY	0- 1	2- 1	1- 0				
0- 0	0- 0	0- 0	NEUTRAL	0- 0	0- 0	0- 0				
7- 11	0- 8	0- 2	CONFERENCE	2- 0	5- 1	0- 0				
3- 5	0- 3	0- 2	HOME	1- 0	2- 0	0- 0				
3- 5	0- 4	0- 0	AWAY	0- 0	3- 1	0- 0				
1- 1	0- 1	0- 0	NEUTRAL	1- 0	0- 0	0- 0				

RPI 1-25				RPI 26-50				RPI 51-100				RPI 101+			
RPI	S	Opponent	Score	RPI	S	Opponent	Score	RPI	S	Opponent	Score	RPI	S	Opponent	Score
3	A	Baylor	63 90	26	H	Georgi a	42 56	53	A	FGCU	64 70	101	H	Auburn	65 48
4	H	Louisvill e	63 87	28	H	LSU	70 72	94	H	Al abama	79 54	111	A	Mi ddl e Tenn.	57 62
5	A	Missi ssi ppi St.	55 74	44	H	Cal i forni a	52 62	94	N	Al abama	71 64	113	A	Washi ngton St.	73 68
5	H	Missi ssi ppi St.	63 85	50	A	Mi ami (FL)	54 65					144	A	Arkansas	76 65
5	N	Missi ssi ppi St.	58 81									144	H	Arkansas	78 57
9	H	Tennessee	49 63									152	A	Vanderbi lt	55 70
11	A	South Caroli na	63 81									167	A	Ole Miss	79 71
11	H	South Caroli na	64 81									178	A	Flori da	56 53
15	A	Texas A&M	70 74									191	H	Morehead St.	86 53
24	A	Missouri	78 83									227	H	Gardner-Webb	72 34
LAST 12 Division I GAMES:															
		5 N Missi ssi ppi St.	58 81			5 A Missi ssi ppi St.	55 74								
		94 N Al abama	71 64			24 A Missouri	78 83								
		5 H Missi ssi ppi St.	63 85			28 H LSU	70 72								
		167 A Ole Miss	79 71			101 H Auburn	65 48								
		11 A South Caroli na	63 81			144 A Arkansas	76 65								
		144 H Arkansas	78 57			94 H Al abama	79 54								

Non-Div I Games:

Kentucky

Average RPI Win:	295	WON-LOST	WINNING	LAST 10	STRENGTH OF	OPP. STRENGTH	TEAM	ADJ.	CONF.	ADJ CONF.
Average RPI Loss:	183	RECORD	PCT. RANK	GAMES	SCHEDULE	OF SCHEDULE	RPI	RPI	RPI	RPI
DIV. I ONLY	13- 18	219	4- 6	290	334	261	261	29	29	
DIV. I NON-CONF.	4- 7	226	0- 0	276	308	266	266	29	29	

TOTALS	RPI 1-25	RPI 26-50	W-L RECORDS	RPI 51-100	RPI 101-999	RPI 201+				
13- 18	0- 0	0- 1	OVERALL	0- 1	13- 16	13- 8				
7- 7	0- 0	0- 1	HOME	0- 1	7- 5	7- 3				
5- 11	0- 0	0- 0	AWAY	0- 0	5- 2	5- 1				
1- 0	0- 0	0- 0	NEUTRAL	0- 0	1- 0	1- 0				
4- 7	0- 0	0- 1	NON-CONFERENCE	0- 1	4- 5	4- 2				
2- 3	0- 0	0- 1	HOME	0- 1	2- 1	2- 1				
2- 4	0- 0	0- 0	AWAY	0- 0	2- 4	2- 1				
0- 0	0- 0	0- 0	NEUTRAL	0- 0	0- 0	0- 0				
9- 11	0- 0	0- 0	CONFERENCE	0- 0	9- 11	9- 6				
5- 4	0- 0	0- 0	HOME	0- 0	5- 4	5- 2				
3- 7	0- 0	0- 0	AWAY	0- 0	3- 7	3- 4				
1- 0	0- 0	0- 0	NEUTRAL	0- 0	1- 0	1- 0				

RPI	S	Opponent	Score	RPI	S	Opponent	Score	RPI	S	Opponent	Score	RPI	S	Opponent	Score
39	H	Michigan	49 86	73	H	Navy	47 79	109	A	Saint Francis (PA)	71 101	109	H	Saint Francis (PA)	54 85
								110	A	George Mason	70 73	125	A	Yale	51 62
								134	A	Robert Morris	44 74	134	A	Robert Morris	53 60
								134	H	Robert Morris	44 55	153	A	Army West Point	37 71
								208	H	Lehigh	72 69	234	A	Lafayette	53 69
								248	A	Sacred Heart	43 63	248	H	Sacred Heart	46 50
								265	H	Manhattan	38 72	274	A	St. Francis Brooklyn	54 64
								274	H	St. Francis Brooklyn	61 59	274	N	St. Francis Brooklyn	59 56
								282	A	Fairleigh Dickinson	62 53	282	H	Fairleigh Dickinson	49 61
								287	A	Central Conn. St.	61 54	287	H	Central Conn. St.	63 57
								293	A	Mt. St. Mary's	61 59	293	H	Mt. St. Mary's	53 48
								298	A	Bryant	56 75	298	H	Bryant	69 61
								323	A	UMBC	66 52	328	A	Wagner	44 52
								328	H	Wagner	74 69	339	A	NJIT	67 49
								347	H	Saint Peter's	57 46				
LAST 12 Division I GAMES:															
134	A	Robert Morris	44 74	274	A	St. Francis Brooklyn	54 64	109	H	Saint Francis (PA)	54 85	134	H	Robert Morris	44 55
274	N	St. Francis Brooklyn	59 56	328	A	Wagner	44 52	293	A	Mt. St. Mary's	61 59	282	H	Fairleigh Dickinson	49 61
287	H	Central Conn. St.	63 57												
298	H	Bryant	69 61												
248	A	Sacred Heart	43 63												
282	A	Fairleigh Dickinson	62 53												

Non-Div I Games:

LIU Brooklyn

■ Loss,
 ■ Non-Conf,
 ■ S Site,
 ■ H Home
 ■ A Away
 N Neutral

Average RPI	Win:	137	WON-LOST	WINNING	LAST 10	STRENGTH OF	OPP. STRENGTH	TEAM	ADJ.	CONF.	ADJ CONF.
Average RPI	Loss:	33	RECORD	PCT. RANK	GAMES	SCHEDULE	OF SCHEDULE	RPI	RPI	RPI	RPI
DIV. I ONLY		19- 9	74	7- 3	36	15	28	28	2	2	
DIV. I NON-CONF.		8- 3	65	0- 0	115	72	46	46	2	2	

TOTALS	RPI 1-25		RPI 26-50		W-L RECORDS		RPI 51-100		RPI 101-999		RPI 201+
19- 9	3- 6		1- 1		OVERALL		3- 1		12- 1		4- 0
11- 1	2- 1		1- 0		HOME		1- 0		7- 0		3- 0
7- 6	1- 3		0- 1		AWAY		2- 1		4- 1		1- 0
1- 2	0- 2		0- 0		NEUTRAL		0- 0		1- 0		0- 0
8- 3	0- 2		0- 1		NON-CONFERENCE		1- 0		7- 0		4- 0
4- 0	0- 0		0- 0		HOME		0- 0		4- 0		3- 0
3- 2	0- 1		0- 1		AWAY		1- 0		2- 0		1- 0
1- 1	0- 1		0- 0		NEUTRAL		0- 0		1- 0		0- 0
11- 6	3- 4		1- 0		CONFERENCE		2- 1		5- 1		0- 0
7- 1	2- 1		1- 0		HOME		1- 0		3- 0		0- 0
4- 4	1- 2		0- 0		AWAY		1- 1		2- 1		0- 0
0- 1	0- 1		0- 0		NEUTRAL		0- 0		0- 0		0- 0

RPI 1-25				RPI 26-50				RPI 51-100				RPI 101+			
RPI	S	Opponent	Score	RPI	S	Opponent	Score	RPI	S	Opponent	Score	RPI	S	Opponent	Score
5	H	Mississippi St.	70 83	26	H	Georgia	71 60	86	A	Kentucky	72 70	101	A	Auburn	62 70
9	H	Tennessee	70 59	33	A	Northern Colo.	50 58	94	A	Alabama	51 65	101	H	Auburn	59 56
11	A	South Carolina	48 57					94	H	Alabama	79 78	121	N	Saint Louis	71 59
12	N	Texas	66 75					96	A	Little Rock	56 37	124	A	Tulane	73 50
14	A	South Fla.	55 61									144	A	Arkansas	62 57
15	A	Texas A&M	59 69									152	H	Vanderbilt	85 65
15	H	Texas A&M	80 78									160	H	Louisiana	60 45
15	N	Texas A&M	69 75									167	H	Ole Miss	84 55
24	A	Missouri	69 65									178	A	Florida	66 59
LAST 12 Division I GAMES:															
15	N	Texas A&M	69 75	101	A	Auburn	62 70								
94	H	Alabama	79 78	86	A	Kentucky	72 70								
11	A	South Carolina	48 57	26	H	Georgia	71 60								
144	A	Arkansas	62 57	9	H	Tennessee	70 59								
167	H	Ole Miss	84 55	15	A	Texas A&M	59 69								
15	H	Texas A&M	80 78	101	H	Auburn	59 56								

Non-Div I Games:

LSU

Average RPI Win:	209	WON-LOST	WINNING	LAST 10	STRENGTH OF	OPP. STRENGTH	TEAM	ADJ.	CONF.	ADJ CONF.
Average RPI Loss:	139	RECORD	PCT. RANK	GAMES	SCHEDULE	OF SCHEDULE	RPI	RPI	RPI	RPI
DIV. I ONLY	8- 22	288	1- 9	112	150	246	246	13	13	
DIV. I NON-CONF.	5- 8	220	0- 0	101	198	157	157	10	10	

TOTALS	RPI 1-25	RPI 26-50	W-L RECORDS	RPI 51-100	RPI 101-999	RPI 201+				
8- 22	0- 0	0- 3	OVERALL	1- 6	7- 13	5- 5				
4- 8	0- 0	0- 2	HOME	1- 0	3- 6	2- 1				
3- 14	0- 0	0- 1	AWAY	0- 6	3- 7	3- 4				
1- 0	0- 0	0- 0	NEUTRAL	0- 0	1- 0	0- 0				
5- 8	0- 0	0- 2	NON-CONFERENCE	1- 2	4- 4	3- 3				
1- 3	0- 0	0- 1	HOME	1- 0	0- 2	0- 1				
3- 5	0- 0	0- 1	AWAY	0- 2	3- 2	3- 2				
1- 0	0- 0	0- 0	NEUTRAL	0- 0	1- 0	0- 0				
3- 14	0- 0	0- 1	CONFERENCE	0- 4	3- 9	2- 2				
3- 5	0- 0	0- 1	HOME	0- 0	3- 4	2- 0				
0- 9	0- 0	0- 0	AWAY	0- 4	0- 5	0- 2				
0- 0	0- 0	0- 0	NEUTRAL	0- 0	0- 0	0- 0				

RPI 1-25				RPI 26-50				RPI 51-100				RPI 101+				Team's RPI: 246	
RPI	S	Opponent	Score	RPI	S	Opponent	Score	RPI	S	Opponent	Score	RPI	S	Opponent	Score		
				30	H	Villanova	49 76	51	A	Harvard	61 70	110	A	George Mason	55 65		
				34	H	Dayton	47 76	52	A	American	48 66	110	H	George Mason	56 69		
				43	A	Drexel	54 79	61	H	Penn	66 59	121	H	Saint Louis	87 76		
								74	A	Duquesne	50 78	137	A	Saint Joseph's	49 70		
								78	A	George Washington	45 60	137	H	Saint Joseph's	64 75		
								78	A	George Washington	49 69	180	N	New Hampshire	59 51		
								84	A	Fordham	45 66	182	H	Temple	52 69		
												184	H	Davidson	51 58		
												199	A	Richmond	51 77		
												199	H	Richmond	57 60		
												204	A	North Texas	44 70		
												205	A	Wisconsin	60 71		
												208	A	Lehigh	69 61		
												234	A	Lafayette	74 47		
												253	H	Rider	55 76		
												257	H	St. Bonaventure	66 63		
												276	A	Massachusetts	66 69		
												281	H	VCU	62 57		
												333	A	Delaware St.	71 48		
												334	A	Rhode Island	63 72		
LAST 12 Division I GAMES:																	
				78	A	George Washington	49 69	121	H	Saint Louis	87 76						
				110	A	George Mason	55 65	276	A	Massachusetts	66 69						
				184	H	Davidson	51 58	78	A	George Washington	45 60						
				137	A	Saint Joseph's	49 70	137	H	Saint Joseph's	64 75						
				84	A	Fordham	45 66	281	H	VCU	62 57						
				199	H	Richmond	57 60	334	A	Rhode Island	63 72						

Non-Div I Games:

La Salle

Average RPI Win:	266	WON-LOST	WINNING	LAST 10	STRENGTH OF	OPP. STRENGTH	TEAM	ADJ.	CONF.	ADJ CONF.
Average RPI Loss:	185	RECORD	PCT. RANK	GAMES	SCHEDULE	OF SCHEDULE	RPI	RPI	RPI	RPI
DIV. I ONLY	2- 26	343	0- 10	180	294	338	338	22	22	
DIV. I NON-CONF.	1- 8	313	0- 0	254	314	338	338	23	23	

TOTALS	RPI 1-25	RPI 26-50	W-L RECORDS	RPI 51-100	RPI 101-999	RPI 201+				
2- 26	0- 0	0- 0	OVERALL	0- 3	2- 23	2- 9				
2- 10	0- 0	0- 0	HOME	0- 1	2- 9	2- 4				
0- 15	0- 0	0- 0	AWAY	0- 1	0- 4	0- 1				
0- 1	0- 0	0- 0	NEUTRAL	0- 0	0- 1	0- 0				
1- 8	0- 0	0- 0	NON-CONFERENCE	0- 1	1- 7	1- 4				
1- 2	0- 0	0- 0	HOME	0- 0	1- 2	1- 2				
0- 6	0- 0	0- 0	AWAY	0- 1	0- 5	0- 2				
0- 0	0- 0	0- 0	NEUTRAL	0- 0	0- 0	0- 0				
1- 18	0- 0	0- 0	CONFERENCE	0- 2	1- 16	1- 5				
1- 8	0- 0	0- 0	HOME	0- 1	1- 7	1- 2				
0- 9	0- 0	0- 0	AWAY	0- 1	0- 8	0- 3				
0- 1	0- 0	0- 0	NEUTRAL	0- 0	0- 1	0- 0				

RPI 1-25				RPI 26-50				RPI 51-100				RPI 101+ Team's RPI: 338					
RPI	S	Opponent	Score	RPI	S	Opponent	Score	RPI	S	Opponent	Score	RPI	S	Opponent	Score		
								57	A	Oklahoma St.	58	112	101	A	Auburn	41	67
								96	A	Little Rock	37	57	102	A	Rice	47	63
								96	H	Little Rock	47	71	135	A	Texas St.	52	86
												135	H	Texas St.	45	81	
												136	A	Louisiana Tech	49	71	
												160	A	Louisiana	55	63	
												160	H	Louisiana	48	76	
												169	A	Troy	62	94	
												169	H	Troy	79	86	
												176	A	South Ala.	55	72	
												176	H	South Ala.	60	67	
												176	N	South Ala.	54	80	
												177	A	UT Arlington	61	70	
												177	H	UT Arlington	53	80	
												216	A	Grambling	52	61	
												221	A	Arkansas St.	62	76	
												221	H	Arkansas St.	73	80	
												222	H	Coastal Caro.	62	56	
												233	H	New Orleans	51	89	
												262	H	Appalachian St.	67	71	
												278	A	McNeese	61	65	
												306	A	Georgia St.	57	70	
												309	H	Houston Baptist	77	73	
												327	A	Ga. Southern	45	75	
												337	H	Northwestern St.	48	70	
LAST 12 Division I GAMES:																	
				176	N	South Ala.	54	80	177	H	UT Arlington	53	80				
				221	H	Arkansas St.	73	80	306	A	Georgia St.	57	70				
				96	H	Little Rock	47	71	327	A	Ga. Southern	45	75				
				169	A	Troy	62	94	160	H	Louisiana	48	76				
				176	A	South Ala.	55	72	176	H	South Ala.	60	67				
				135	H	Texas St.	45	81	169	H	Troy	79	86				

Non-Div I Games: Millsaps 73 41 Centenary (LA) 90 53

La. -Monroe

Average RPI Win: 255	WON-LOST RECORD	WINNING PCT. RANK	LAST 10 GAMES	STRENGTH OF SCHEDULE	OPP. STRENGTH OF SCHEDULE	TEAM RPI	ADJ. RPI	CONF. RPI	ADJ CONF. RPI
Average RPI Loss: 137									
DIV. I ONLY	11- 19	241	3- 7	154	230	234	234	15	15
DIV. I NON-CONF.	4- 6	214	0- 0	206	325	241	241	18	18

TOTALS	RPI 1-25	RPI 26-50	W-L RECORDS	RPI 51-100	RPI 101-999	RPI 201+			
11- 19	0- 0	0- 2	OVERALL	0- 8	11- 9	11- 6			
7- 8	0- 0	0- 1	HOME	0- 3	7- 4	7- 3			
4- 11	0- 0	0- 1	AWAY	0- 5	4- 5	4- 3			
0- 0	0- 0	0- 0	NEUTRAL	0- 0	0- 0	0- 0			
4- 6	0- 0	0- 2	NON-CONFERENCE	0- 1	4- 3	4- 2			
3- 2	0- 0	0- 1	HOME	0- 0	3- 1	3- 1			
1- 4	0- 0	0- 1	AWAY	0- 1	1- 2	1- 1			
0- 0	0- 0	0- 0	NEUTRAL	0- 0	0- 0	0- 0			
7- 13	0- 0	0- 0	CONFERENCE	0- 7	7- 6	7- 4			
4- 6	0- 0	0- 0	HOME	0- 3	4- 3	4- 2			
3- 7	0- 0	0- 0	AWAY	0- 4	3- 3	3- 2			
0- 0	0- 0	0- 0	NEUTRAL	0- 0	0- 0	0- 0			

RPI	S	Opponent	Score	RPI	S	Opponent	Score	RPI	S	Opponent	Score	RPI	S	Opponent	Score	Team's RPI: 234
29	H	Princeton	45 53	52	A	American	66 74	134	A	Robert Morris	42 63					
43	A	Drexel	37 52	52	A	American	35 55	153	A	Army West Point	39 48					
				52	H	American	67 74	153	H	Army West Point	60 65					
				61	A	Penn	42 55	208	A	Lehigh	45 70					
				73	A	Navy	59 65	208	H	Lehigh	62 72					
				73	H	Navy	43 59	232	A	Boston U.	47 45					
				91	A	Bucknell	53 83	232	H	Boston U.	66 61					
				91	H	Bucknell	57 80	232	H	Boston U.	44 41					
								236	A	Loyola Maryland	73 64					
								236	H	Loyola Maryland	65 54					
								240	A	Holy Cross	69 65					
								240	H	Holy Cross	56 69					
								246	H	La Salle	47 74					
								253	H	Rider	60 45					
								261	H	LIU Brooklyn	69 53					
								266	A	Cornell	59 58					
								288	A	Colgate	55 60					
								288	H	Colgate	63 48					
								328	H	Wagner	70 52					
								347	A	Saint Peter's	61 64					
LAST 12 Division I GAMES:																
52	A	American	35 55	73	H	Navy	43 59									
232	H	Boston U.	66 61	236	A	Loyola Maryland	73 64									
288	A	Colgate	55 60	153	A	Army West Point	39 48									
208	H	Lehigh	62 72	91	H	Bucknell	57 80									
232	H	Boston U.	44 41	240	H	Holy Cross	56 69									
52	A	American	66 74	232	A	Boston U.	47 45									

Non-Div I Games:

Lafayette

Average RPI Win:	258	WON-LOST	WINNING	LAST 10	STRENGTH OF	OPP. STRENGTH	TEAM	ADJ.	CONF.	ADJ CONF.
Average RPI Loss:	110	RECORD	PCT. RANK	GAMES	SCHEDULE	OF SCHEDULE	RPI	RPI	RPI	RPI
DIV. I ONLY	18- 6	47	10- 0	279	251	90	90	26	26	
DIV. I NON-CONF.	1- 5	300	0- 0	42	19	196	196	26	26	

TOTALS	RPI 1-25	RPI 26-50	W-L RECORDS	RPI 51-100	RPI 101-999	RPI 201+				
18- 6	0- 1	0- 0	OVERALL	0- 2	18- 3	15- 1				
9- 0	0- 0	0- 0	HOME	0- 0	9- 0	8- 0				
8- 5	0- 1	0- 0	AWAY	0- 2	8- 2	7- 0				
1- 1	0- 0	0- 0	NEUTRAL	0- 0	1- 1	0- 1				
1- 5	0- 1	0- 0	NON-CONFERENCE	0- 2	1- 2	0- 1				
0- 0	0- 0	0- 0	HOME	0- 0	0- 0	0- 0				
0- 4	0- 1	0- 0	AWAY	0- 2	0- 1	0- 0				
1- 1	0- 0	0- 0	NEUTRAL	0- 0	1- 1	0- 1				
17- 1	0- 0	0- 0	CONFERENCE	0- 0	17- 1	15- 0				
9- 0	0- 0	0- 0	HOME	0- 0	9- 0	8- 0				
8- 1	0- 0	0- 0	AWAY	0- 0	8- 1	7- 0				
0- 0	0- 0	0- 0	NEUTRAL	0- 0	0- 0	0- 0				

RPI 1-25				RPI 26-50				RPI 51-100 Team's RPI: 90				RPI 101+			
RPI	S	Opponent	Score	RPI	S	Opponent	Score	RPI	S	Opponent	Score	RPI	S	Opponent	Score
3	A	Baylor	62 121					62	A	Purdue	64 79	118	A	SFA	75 58
								89	A	New Mexico	58 90	118	H	SFA	79 65
												119	A	Central Ark.	39 51
												146	N	Northern Ill.	90 80
												185	A	Pacific	75 80
												203	N	North Dakota	70 73
												218	A	Nicholls St.	76 61
												229	A	A&M-Corpus Christi	70 31
												229	H	A&M-Corpus Christi	65 59
												233	H	New Orleans	100 77
												244	H	Abilene Christian	77 71
												278	A	McNeese	81 72
												278	H	McNeese	83 58
												297	A	Southeastern La.	75 58
												309	A	Houston Baptist	79 51
												309	H	Houston Baptist	90 55
												313	A	Incarnate Word	71 47
												313	H	Incarnate Word	77 54
												335	A	Sam Houston St.	68 44
												335	H	Sam Houston St.	91 44
												337	H	Northwestern St.	71 44
LAST 12 Division I GAMES:															
278	A	McNeese	81 72	337	H	Northwestern St.	71 44								
118	A	SFA	75 58	118	H	SFA	79 65								
309	H	Houston Baptist	90 55	244	H	Abilene Christian	77 71								
229	H	A&M-Corpus Christi	65 59	278	H	McNeese	83 58								
313	A	Incarnate Word	71 47	218	A	Nicholls St.	76 61								
335	A	Sam Houston St.	68 44	335	H	Sam Houston St.	91 44								

Non-Div I Games: Howard Payne 101 37 Schreiner 116 37 Louisiana Col. 93 62 S' western Assemblies 92 49 Lamar University

Average RPI Win: 231
Average RPI Loss: 160

WON-LOST
RECORD

WINNING
PCT. RANK

LAST 10
GAMES

STRENGTH OF
SCHEDULE

OPP. STRENGTH
OF SCHEDULE

TEAM
RPI

ADJ.
RPI

CONF.
RPI

ADJ CONF.
RPI

DIV. I ONLY	14- 15	188	3- 7	234	203	208	208	15	15
DIV. I NON-CONF.	5- 5	170	0- 0	320	292	243	243	18	18
TOTALS	RPI 1-25	RPI 26-50	W-L RECORDS	RPI 51-100	RPI 101-999	RPI 201+			
14- 15	0- 0	0- 2	OVERALL	2- 4	12- 9	11- 7			
9- 5	0- 0	0- 0	HOME	2- 1	7- 4	6- 3			
5- 9	0- 0	0- 1	AWAY	0- 3	5- 5	5- 4			
0- 1	0- 0	0- 1	NEUTRAL	0- 0	0- 0	0- 0			
5- 5	0- 0	0- 2	NON-CONFERENCE	0- 0	5- 3	5- 3			
3- 1	0- 0	0- 0	HOME	0- 0	3- 1	3- 1			
2- 3	0- 0	0- 1	AWAY	0- 0	2- 2	2- 2			
0- 1	0- 0	0- 1	NEUTRAL	0- 0	0- 0	0- 0			
9- 10	0- 0	0- 0	CONFERENCE	2- 4	7- 6	6- 4			
6- 4	0- 0	0- 0	HOME	2- 1	4- 3	3- 2			
3- 6	0- 0	0- 0	AWAY	0- 3	3- 3	3- 2			
0- 0	0- 0	0- 0	NEUTRAL	0- 0	0- 0	0- 0			

RPI 1-25				RPI 26-50				RPI 51-100				RPI 101+				Team's RPI: 208	
RPI	S	Opponent	Score	RPI	S	Opponent	Score	RPI	S	Opponent	Score	RPI	S	Opponent	Score		
				30	N	Villanova	42 62	52	A	American	64 82	153	A	Army West Point	50 55		
				41	A	Minnesota	73 107	52	H	American	44 60	153	H	Army West Point	60 62		
								73	A	Navy	50 53	153	H	Army West Point	59 55		
								73	H	Navy	66 63	232	A	Boston U.	65 56		
								91	A	Bucknell I	52 59	232	H	Boston U.	74 58		
								91	H	Bucknell I	66 62	234	A	Lafayette	72 62		
												234	H	Lafayette	70 45		
												236	A	Loyola Maryland	64 67		
												236	H	Loyola Maryland	64 55		
												240	A	Holy Cross	49 54		
												240	H	Holy Cross	62 65		
												246	H	La Salle	61 69		
												248	A	Sacred Heart	55 65		
												261	A	LIU Brooklyn	69 72		
												266	A	Cornell	62 57		
												272	H	Fairfield	56 53		
												284	A	Monmouth	75 57		
												288	A	Colgate	59 51		
												288	H	Colgate	48 54		
												293	H	Mt. St. Mary's	75 71		
												339	H	NJIT	64 50		
LAST 12 Division I GAMES:																	
				153	H	Army West Point	60 62	52	H	American	44 60						
				240	H	Holy Cross	62 65	91	A	Bucknell I	52 59						
				234	A	Lafayette	72 62	232	A	Boston U.	65 56						
				236	H	Loyola Maryland	64 55	73	A	Navy	50 53						
				153	A	Army West Point	50 55	236	A	Loyola Maryland	64 67						
				288	H	Colgate	48 54	153	H	Army West Point	59 55						

Non-Div I Games: Mansfield 77 47

Lehigh

Average RPI Win: 263	WON-LOST RECORD	WINNING PCT. RANK	LAST 10 GAMES	STRENGTH OF SCHEDULE	OPP. STRENGTH OF SCHEDULE	TEAM RPI	ADJ. RPI	CONF. RPI	ADJ. CONF. RPI
Average RPI Loss: 103									
DIV. I ONLY	20- 9	71	9- 1	184	304	87	87	27	27
DIV. I NON-CONF.	3- 7	254	0- 0	36	131	138	138	28	28

TOTALS	RPI 1-25	RPI 26-50	W-L RECORDS	RPI 51-100	RPI 101-999	RPI 201+			
20- 9	0- 1	0- 2	OVERALL	0- 3	20- 3	16- 2			
11- 0	0- 0	0- 0	HOME	0- 0	11- 0	9- 0			
8- 7	0- 1	0- 1	AWAY	0- 2	8- 3	7- 2			
1- 2	0- 0	0- 1	NEUTRAL	0- 1	1- 0	0- 0			
3- 7	0- 1	0- 2	NON-CONFERENCE	0- 3	3- 1	2- 1			
1- 0	0- 0	0- 0	HOME	0- 0	1- 0	1- 0			
1- 5	0- 1	0- 1	AWAY	0- 2	1- 1	1- 1			
1- 2	0- 0	0- 1	NEUTRAL	0- 1	1- 0	0- 0			
17- 2	0- 0	0- 0	CONFERENCE	0- 0	17- 2	14- 1			
10- 0	0- 0	0- 0	HOME	0- 0	10- 0	8- 0			
7- 2	0- 0	0- 0	AWAY	0- 0	7- 2	6- 1			
0- 0	0- 0	0- 0	NEUTRAL	0- 0	0- 0	0- 0			

RPI S Opponent Score	RPI S Opponent Score	RPI S Opponent Score	RPI S Opponent Score
18 A Duke 51 68	33 N Northern Colo. 57 65	68 A James Madison 47 58	126 A Radford 45 52
	39 A Michigan 50 74	72 A Drake 68 96	126 H Radford 61 56
		80 N Houston 68 75	181 N Denver 82 69
			187 A High Point 65 42
			187 H High Point 57 49
			215 A UNC Asheville 41 48
			215 H UNC Asheville 53 48
			227 A Gardner-Webb 85 60
			227 H Gardner-Webb 59 41
			247 A Presbyterian 76 64
			247 H Presbyterian 63 55
			260 A Campbell 46 33
			260 H Campbell 60 42
			276 A Massachusetts 61 64
			279 A Old Dominion 63 55
			290 H Valparaiso 61 40
			320 A Charleston So. 95 57
			320 H Charleston So. 63 53
			320 H Charleston So. 80 53
			343 A Winthrop 73 53
			343 H Winthrop 63 37
			344 A Longwood 63 51
			344 H Longwood 73 36
LAST 12 Division I GAMES:			
320 H Charleston So. 80 53	126 A Radford 45 52		
187 H High Point 57 49	260 A Campbell 46 33		
344 H Longwood 73 36	227 H Gardner-Webb 59 41		
320 A Charleston So. 95 57	247 H Presbyterian 63 55		
343 A Winthrop 73 53	187 A High Point 65 42		
215 H UNC Asheville 53 48	126 H Radford 61 56		

Non-Div I Games: Limestone 68 38 Shippensburg 105 43

Liberty

Average RPI Win: 299	WON-LOST RECORD	WINNING PCT. RANK	LAST 10 GAMES	STRENGTH OF SCHEDULE	OPP. STRENGTH OF SCHEDULE	TEAM RPI	ADJ. RPI	CONF. RPI	ADJ CONF. RPI
Average RPI Loss: 148									
DIV. I ONLY	12- 19	233	5- 5	262	259	258	258	23	23
DIV. I NON-CONF.	4- 11	279	0- 0	270	275	283	283	22	22

TOTALS	RPI 1-25	RPI 26-50	W-L RECORDS	RPI 51-100	RPI 101-999	RPI 201+			
12- 19	0- 0	0- 1	OVERALL	0- 7	12- 11	12- 4			
7- 7	0- 0	0- 0	HOME	0- 4	7- 3	7- 1			
5- 12	0- 0	0- 1	AWAY	0- 3	5- 8	5- 3			
0- 0	0- 0	0- 0	NEUTRAL	0- 0	0- 0	0- 0			
4- 11	0- 0	0- 1	NON-CONFERENCE	0- 2	4- 8	4- 3			
2- 4	0- 0	0- 0	HOME	0- 2	2- 2	2- 1			
2- 7	0- 0	0- 1	AWAY	0- 0	2- 6	2- 2			
0- 0	0- 0	0- 0	NEUTRAL	0- 0	0- 0	0- 0			
8- 8	0- 0	0- 0	CONFERENCE	0- 5	8- 3	8- 1			
5- 3	0- 0	0- 0	HOME	0- 2	5- 1	5- 0			
3- 5	0- 0	0- 0	AWAY	0- 3	3- 2	3- 1			
0- 0	0- 0	0- 0	NEUTRAL	0- 0	0- 0	0- 0			

RPI 1-25				RPI 26-50				RPI 51-100				RPI 101+ Team's RPI: 258			
RPI	S	Opponent	Score	RPI	S	Opponent	Score	RPI	S	Opponent	Score	RPI	S	Opponent	Score
				45	A	Ball St.	46 84	53	A	FGCU	52 88	111	A	Middle Tenn.	48 72
								53	A	FGCU	55 105	121	A	Saint Louis	57 101
								53	H	FGCU	54 68	130	A	Butler	58 70
								58	H	Belmont	59 91	152	A	Vanderbilt	82 92
								94	H	Alabama	51 73	191	H	Morehead St.	55 75
								98	A	Jacksonville	48 70	201	A	Stetson	71 91
								98	H	Jacksonville	63 70	201	H	Stetson	55 59
												237	A	North Florida	73 69
												237	H	North Florida	78 57
												250	H	Austin Peay	63 71
												263	A	Col. of Charleston	69 85
												294	H	Murray St.	65 64
												299	A	Kennesaw St.	64 62
												299	H	Kennesaw St.	69 52
												303	A	USC Upstate	64 80
												303	H	USC Upstate	97 78
												303	H	USC Upstate	95 53
												310	H	Alabama A&M	66 50
												312	A	Tennessee Tech	61 57
												320	A	Charleston So.	58 54
												330	A	Tennessee St.	64 71
												339	A	NJIT	74 58
												339	H	NJIT	66 58
LAST 12 Division I GAMES:															
				53	A	FGCU	55 105	237	H	North Florida	78 57				
				303	H	USC Upstate	95 53	303	A	USC Upstate	64 80				
				299	H	Kennesaw St.	69 52	339	H	NJIT	66 58				
				201	A	Stetson	71 91	303	H	USC Upstate	97 78				
				53	A	FGCU	52 88	339	A	NJIT	74 58				
				98	H	Jacksonville	63 70	53	H	FGCU	54 68				

Non-Div I Games:

Lipscomb

Average RPI Win:	239	WON-LOST	WINNING	LAST 10	STRENGTH OF	OPP. STRENGTH	TEAM	ADJ.	CONF.	ADJ CONF.
Average RPI Loss:	190	RECORD	PCT. RANK	GAMES	SCHEDULE	OF SCHEDULE	RPI	RPI	RPI	RPI
DIV. I ONLY	8- 23	294	6- 4	261	229	302	302	21	21	
DIV. I NON-CONF.	2- 12	306	0- 0	274	261	321	321	19	19	

TOTALS	RPI 1-25	RPI 26-50	W-L RECORDS	RPI 51-100	RPI 101-999	RPI 201+				
8- 23	0- 1	0- 1	OVERALL	0- 2	8- 19	5- 13				
4- 10	0- 1	0- 0	HOME	0- 1	4- 8	3- 5				
4- 10	0- 0	0- 0	AWAY	0- 0	4- 0	2- 0				
0- 3	0- 0	0- 0	NEUTRAL	0- 0	0- 3	0- 2				
2- 12	0- 1	0- 1	NON-CONFERENCE	0- 0	2- 10	2- 7				
0- 6	0- 1	0- 0	HOME	0- 0	0- 5	0- 4				
2- 4	0- 0	0- 1	AWAY	0- 0	2- 3	2- 2				
0- 2	0- 0	0- 0	NEUTRAL	0- 0	0- 2	0- 1				
6- 11	0- 0	0- 0	CONFERENCE	0- 2	6- 9	3- 6				
4- 4	0- 0	0- 0	HOME	0- 1	4- 3	3- 1				
2- 6	0- 0	0- 0	AWAY	0- 1	2- 5	0- 4				
0- 1	0- 0	0- 0	NEUTRAL	0- 0	0- 1	0- 1				

RPI 1-25				RPI 26-50				RPI 51-100				RPI 101+				Team's RPI: 302
RPI	S	Opponent	Score	RPI	S	Opponent	Score	RPI	S	Opponent	Score	RPI	S	Opponent	Score	
9	H	Tennessee	61 90	49	A	Southern Cal i forn i a	60 75	66	A	UC Davi s	49 79	140	H	Loyol a Marymount	69 84	
								66	H	UC Davi s	71 83	147	A	Cal Pol y	61 70	
												147	H	Cal Pol y	64 75	
												164	A	San Diego	40 74	
												173	N	Oral Roberts	58 64	
												194	A	CSUN	59 51	
												194	H	CSUN	67 54	
												196	A	UC Irvi ne	80 73	
												196	H	UC Irvi ne	81 100	
												207	A	UC Santa Barbara	44 51	
												207	H	UC Santa Barbara	74 90	
												212	H	Montana St.	51 62	
												223	H	New Mexico St.	63 72	
												226	A	UC Ri versi de	53 77	
												226	H	UC Ri versi de	70 58	
												226	N	UC Ri versi de	66 79	
												235	A	Montana	60 67	
												238	H	Pepperdi ne	71 83	
												245	H	Illinoi s St.	51 59	
												249	A	Grand Canyon	65 63	
												255	A	Hawai i	66 74	
												255	H	Hawai i	85 80	
												275	A	Ari zona	80 72	
												281	N	VCU	59 69	
												319	A	Cal St. Fullerton	61 67	
												319	H	Cal St. Fullerton	67 47	
												339	A	NJIT	57 73	

LAST 12 Divisi on I GAMES:																
				226	N	UC Ri versi de	66 79	66	A	UC Davi s	49 79					
				194	H	CSUN	67 54	147	A	Cal Pol y	61 70					
				226	H	UC Ri versi de	70 58	194	A	CSUN	59 51					
				255	H	Hawai i	85 80	196	H	UC Irvi ne	81 100					
				196	A	UC Irvi ne	80 73	66	H	UC Davi s	71 83					
				319	H	Cal St. Fullerton	67 47	147	H	Cal Pol y	64 75					

Non-Div I Games:

Long Beach St.

■ Loss,
 ■ Non-Conf,
 ■ S Site,
 ■ Home
 ■ A Away
 N Neutral

Average RPI Win: 277

Average RPI Loss: 236

WON-LOST
RECORDWINNING
PCT. RANKLAST 10
GAMESSTRENGTH OF
SCHEDULEOPP. STRENGTH
OF SCHEDULETEAM
RPIADJ.
RPICONF.
RPIADJ CONF.
RPIDIV. I ONLY
DIV. I NON-CONF.6- 23
1- 9316
3184- 6
0- 0337
342345
348344
349344
34927
2827
28

TOTALS

RPI 1-25

RPI 26-50

W-L RECORDS

RPI 51-100

RPI 101-999

RPI 201+

6- 23

0- 0

0- 0

OVERALL

0- 2

6- 21

6- 15

5- 8

0- 0

0- 0

HOME

0- 1

5- 7

5- 5

1- 14

0- 0

0- 0

AWAY

0- 0

1- 1

1- 0

0- 1

0- 0

0- 0

NEUTRAL

0- 0

0- 1

0- 1

1- 9

0- 0

0- 0

NON-CONFERENCE

0- 0

1- 9

1- 7

1- 3

0- 0

0- 0

HOME

0- 0

1- 3

1- 3

0- 6

0- 0

0- 0

AWAY

0- 0

0- 6

0- 4

0- 0

0- 0

0- 0

NEUTRAL

0- 0

0- 0

0- 0

5- 14

0- 0

0- 0

CONFERENCE

0- 2

5- 12

5- 8

4- 5

0- 0

0- 0

HOME

0- 1

4- 4

4- 2

1- 8

0- 0

0- 0

AWAY

0- 1

1- 7

1- 5

0- 1

0- 0

0- 0

NEUTRAL

0- 0

0- 1

0- 1

RPI 1-25

RPI 26-50

RPI 51-100

RPI 101+

Team's RPI: 344

RPI S Opponent Score

RPI S Opponent Score

RPI S Opponent Score

RPI S Opponent Score

87 A Liberty 36 73
87 H Liberty 51 63

110	A	George Mason	41	60
126	A	Radford	39	81
126	H	Radford	33	52
187	A	High Point	41	62
187	H	High Point	39	75
200	A	Eastern Mich.	44	73
215	A	UNC Asheville	52	82
215	H	UNC Asheville	67	54
217	H	Norfolk St.	45	64
227	A	Gardner-Webb	41	52
227	H	Gardner-Webb	54	61
247	A	Presbyterian	75	60
247	H	Presbyterian	66	56
260	A	Campbell	48	58
260	H	Campbell	57	50
282	H	Fairleigh Dickinson	52	72
290	H	Valparaiso	68	81
311	A	Marshall	45	90
320	A	Charleston So.	57	73
320	H	Charleston So.	61	78
320	N	Charleston So.	62	72
321	A	N.C. Central	75	87
328	A	Wagner	43	60
333	A	Delaware St.	56	60
343	A	Winthrop	60	69
343	H	Winthrop	90	60
348	H	UMass Lowell	84	82

LAST 12 Division I GAMES:

320	N	Charleston So.	62	72	227	A	Gardner-Webb	41	52
343	H	Winthrop	90	60	247	A	Presbyterian	75	60
87	A	Liberty	36	73	187	H	High Point	39	75
215	H	UNC Asheville	67	54	320	H	Charleston So.	61	78
126	A	Radford	39	81	343	A	Winthrop	60	69
260	H	Campbell	57	50	260	A	Campbell	48	58

Longwood

Longwood

Non-Div I Games:

Milligan

66 56

Longwood

Loss, Non-Conf, S Site, H Home A Away N Neutral

Average RPI Loss: 111

DIV. I ONLY	17- 14	144	6- 4	174	233	160	160	22	22
DIV. I NON-CONF.	5- 6	187	0- 0	112	85	151	151	23	23
TOTALS	RPI 1-25	RPI 26-50	W-L RECORDS	RPI 51-100	RPI 101-999	RPI 201+			
17- 14	0- 2	0- 1	OVERALL	0- 3	17- 8	14- 0			
7- 6	0- 0	0- 0	HOME	0- 1	7- 5	7- 0			
7- 6	0- 1	0- 0	AWAY	0- 1	7- 1	5- 0			
3- 2	0- 1	0- 0	NEUTRAL	0- 0	3- 1	2- 0			
5- 6	0- 2	0- 1	NON-CONFERENCE	0- 1	5- 2	5- 0			
3- 1	0- 0	0- 0	HOME	0- 0	3- 1	3- 0			
1- 3	0- 1	0- 1	AWAY	0- 1	1- 0	1- 0			
1- 2	0- 1	0- 0	NEUTRAL	0- 0	1- 1	1- 0			
12- 8	0- 0	0- 0	CONFERENCE	0- 2	12- 6	9- 0			
4- 5	0- 0	0- 0	HOME	0- 1	4- 4	4- 0			
6- 3	0- 0	0- 0	AWAY	0- 1	6- 2	4- 0			
2- 0	0- 0	0- 0	NEUTRAL	0- 0	2- 0	1- 0			

RPI 1-25					
RPI	S	Opponent	Score		
5	N	Mississippi St.	37	94	
15	A	Texas A&M	62	83	
RPI 26-50					
RPI	S	Opponent	Score		
28	A	LSU	45	60	
RPI 51-100					
RPI	S	Opponent	Score		
83	A	Toledo	55	79	
96	A	Little Rock	43	78	
96	H	Little Rock	63	72	
Team's RPI: 160					
RPI	S	Opponent	Score		
101	H	Auburn	60	70	
123	N	Cleveland St.	45	54	
135	A	Texas St.	65	58	
135	H	Texas St.	53	56	
169	A	Troy	53	72	
169	H	Troy	55	62	
176	A	South Al a.	59	56	
176	H	South Al a.	57	72	
177	A	UT Arlington	61	63	
177	H	UT Arlington	34	38	
177	N	UT Arlington	54	48	
221	A	Arkansas St.	77	75	
221	H	Arkansas St.	60	53	
222	H	Coastal Caro.	59	55	
231	N	Niagara	68	52	
233	H	New Orleans	66	57	
262	H	Appalachian St.	61	45	
278	H	McNeese	98	86	
292	H	Alcorn	67	47	
297	A	Southeastern La.	68	56	
306	A	Georgia St.	75	60	
327	A	Ga. Southern	58	48	
327	N	Ga. Southern	88	81	
338	A	La.-Monroe	76	48	
338	H	La.-Monroe	63	55	
LAST 12 Division I GAMES:					
177	N	UT Arlington	54	48	
327	N	Ga. Southern	88	81	
96	H	Little Rock	63	72	
221	H	Arkansas St.	60	53	
176	A	South Ala.	59	56	
169	A	Troy	53	72	
177	H	UT Arlington	34	38	
135	H	Texas St.	53	56	
327	A	Ga. Southern	58	48	
306	A	Georgia St.	75	60	
338	A	La.-Monroe	76	48	
169	H	Troy	55	62	

Louisiana

Average RPI Win:	202	WON-LOST	WINNING	LAST 10	STRENGTH OF	OPP. STRENGTH	TEAM	ADJ.	CONF.	ADJ CONF.
Average RPI Loss:	161	RECORD	PCT. RANK	GAMES	SCHEDULE	OF SCHEDULE	RPI	RPI	RPI	RPI
DIV. I ONLY	18- 11	100	6- 4	179	196	136	136	18	18	
DIV. I NON-CONF.	8- 4	87	0- 0	284	159	165	165	20	20	

TOTALS	RPI 1-25	RPI 26-50	W-L RECORDS	RPI 51-100	RPI 101-999	RPI 201+				
18- 11	0- 1	0- 0	OVERALL	3- 2	15- 8	10- 5				
11- 4	0- 0	0- 0	HOME	0- 2	11- 2	9- 0				
6- 5	0- 1	0- 0	AWAY	2- 0	4- 4	1- 3				
1- 2	0- 0	0- 0	NEUTRAL	1- 0	0- 2	0- 2				
8- 4	0- 1	0- 0	NON-CONFERENCE	2- 0	6- 3	5- 1				
6- 1	0- 0	0- 0	HOME	0- 0	6- 1	5- 0				
1- 2	0- 1	0- 0	AWAY	1- 0	0- 1	0- 0				
1- 1	0- 0	0- 0	NEUTRAL	1- 0	0- 1	0- 1				
10- 7	0- 0	0- 0	CONFERENCE	1- 2	9- 5	5- 4				
5- 3	0- 0	0- 0	HOME	0- 2	5- 1	4- 0				
5- 3	0- 0	0- 0	AWAY	1- 0	4- 3	1- 3				
0- 1	0- 0	0- 0	NEUTRAL	0- 0	0- 1	0- 1				

RPI 1-25				RPI 26-50				RPI 51-100				RPI 101+ Team's RPI: 136			
RPI	S	Opponent	Score	RPI	S	Opponent	Score	RPI	S	Opponent	Score	RPI	S	Opponent	Score
12	A	Texas	54 88					56	H	Western Ky.	64 74	101	A	Auburn	59 75
								70	A	UAB	70 60	102	A	Rice	70 62
								70	H	UAB	61 66	102	H	Rice	75 55
								93	N	Penn St.	71 59	111	A	Middle Tenn.	66 49
								96	A	Little Rock	58 49	168	H	Clemson	47 55
												170	H	Charlotte	51 64
												172	A	UTEP	65 62
												192	H	Memphis	65 40
												204	H	North Texas	61 53
												204	N	North Texas	69 76
												214	A	Southern Miss.	50 65
												214	H	Southern Miss.	89 57
												216	H	Grambling	64 53
												231	N	Niagara	67 73
												242	A	Fla. Atlantic	72 86
												259	H	UTSA	63 55
												278	H	McNeese	78 62
												279	H	Old Dominion	59 45
												292	H	Alcorn	87 50
												300	A	FIU	54 57
												309	H	Houston Baptist	85 62
												311	A	Marshall	74 65
												338	H	La.-Monroe	71 49

LAST 12 Division I GAMES:															
204	N	North Texas	69 76	102	H	Rice	75 55								
102	A	Rice	70 62	70	H	UAB	61 66								
70	A	UAB	70 60	111	A	Middle Tenn.	66 49								
214	H	Southern Miss.	89 57	56	H	Western Ky.	64 74								
170	H	Charlotte	51 64	279	H	Old Dominion	59 45								
172	A	UTEP	65 62	242	A	Fla. Atlantic	72 86								

Non-Div I Games: LSU-Alexandria 87 47

Average RPI	Win:	101	WON-LOST	WINNING	LAST 10	STRENGTH OF	OPP. STRENGTH	TEAM	ADJ.	CONF.	ADJ CONF.
Average RPI	Loss:	5	RECORD	PCT. RANK	GAMES	SCHEDULE	OF SCHEDULE	RPI	RPI	RPI	RPI
DIV. I ONLY			32- 2	4	9- 1	14	2	4	4	1	1
DIV. I NON-CONF.			14- 1	5	0- 1	65	9	8	8	1	1

TOTALS	RPI 1-25		RPI 26-50		W-L RECORDS	RPI 51-100		RPI 101-999		RPI 201+	
32- 2	7- 2		6- 0		OVERALL	6- 0		13- 0		5- 0	
16- 1	3- 1		2- 0		HOME	2- 0		9- 0		3- 0	
13- 1	2- 1		4- 0		AWAY	3- 0		4- 0		2- 0	
3- 0	2- 0		0- 0		NEUTRAL	1- 0		0- 0		0- 0	
14- 1	2- 1		2- 0		NON-CONFERENCE	3- 0		7- 0		4- 0	
9- 0	1- 0		1- 0		HOME	1- 0		6- 0		3- 0	
5- 1	1- 1		1- 0		AWAY	2- 0		1- 0		1- 0	
0- 0	0- 0		0- 0		NEUTRAL	0- 0		0- 0		0- 0	
18- 1	5- 1		4- 0		CONFERENCE	3- 0		6- 0		1- 0	
7- 1	2- 1		1- 0		HOME	1- 0		3- 0		0- 0	
8- 0	1- 0		3- 0		AWAY	1- 0		3- 0		1- 0	
3- 0	2- 0		0- 0		NEUTRAL	1- 0		0- 0		0- 0	

RPI	S	Opponent	Score	RPI	S	Opponent	Score	RPI	S	Opponent	Score	RPI	S	Opponent	Score
1	A	UConn	58 69	27	A	South Dakota St.	68 64	54	A	Indiana	72 59	108	H	Wake Forest	89 52
2	H	Notre Dame	100 67	31	A	Virginia	77 41	65	H	Virginia Tech	67 56	111	H	Middle Tenn.	80 26
2	N	Notre Dame	74 72	31	H	Virginia	51 39	65	N	Virginia Tech	73 70	117	A	North Carolina	67 57
6	A	Ohio St.	95 90	37	A	Syracuse	84 77	67	A	Georgia Tech	74 71	152	H	Vanderbilt	79 57
7	H	Oregon	74 61	39	H	Michigan	74 49	83	H	Tolledo	90 55	158	H	UT Martin	91 56
8	H	Florida St.	49 50	50	A	Miami (FL)	84 74	86	A	Kentucky	87 63	168	H	Clemson	65 46
16	A	NC State	55 47									183	A	Pittsburgh	77 51
16	N	NC State	64 59									183	H	Pittsburgh	81 49
18	H	Duke	66 60									209	A	Boston College	87 52
												230	H	Southeast Mo. St.	80 40
												289	A	Air Force	62 50
												294	H	Murray St.	115 51
												330	H	Tennessee St.	95 56

LAST 12 Division I GAMES:															
		2 N Notre Dame	74 72			209 A Boston College	87 52								
		16 N NC State	64 59			1 A UConn	58 69								
		65 N Virginia Tech	73 70			168 H Clemson	65 46								
		183 H Pittsburgh	81 49			37 A Syracuse	84 77								
		31 H Virginia	51 39			31 A Virginia	77 41								
		117 A North Carolina	67 57			108 H Wake Forest	89 52								

Non-Div I Games:

Louisville

RPI

RPI 1-25				RPI 26-50				RPI 51-100				RPI 101+ Team's RPI: 236			
RPI	S	Opponent	Score	RPI	S	Opponent	Score	RPI	S	Opponent	Score	RPI	S	Opponent	Score
17	A	Maryland	45 114					52	A	American	56 69	103	A	Delaware	38 71
25	A	Marquette	63 83					52	H	American	58 71	110	H	George Mason	72 80
								73	A	Navy	44 73	153	A	Army West Point	47 62
								73	A	Navy	55 63	153	H	Army West Point	62 69
								73	H	Navy	58 40	156	A	William & Mary	49 70
								91	A	Bucknel I	68 65	208	A	Lehi gh	55 64
								91	H	Bucknel I	69 74	208	H	Lehi gh	67 64
								99	H	Georgetown	54 72	217	A	Norfol k St.	61 58
												232	A	Boston U.	56 75
												232	H	Boston U.	65 52
												234	A	Lafayette	54 65
												234	H	Lafayette	64 73
												240	A	Hol y Cross	65 58
												240	H	Hol y Cross	77 60
												266	H	Cornel I	78 63
												274	A	St. Franci s Brookl yn	47 64
												280	H	Towson	67 76
												288	A	Col gate	60 71
												288	H	Col gate	70 55
												293	A	Mt. St. Mary' s	63 71
LAST 12 Division I GAMES:															
73	A	Navy	55 63	234	H	Lafayette	64 73								
232	H	Boston U.	65 52	52	A	American	56 69								
73	H	Navy	58 40	240	A	Hol y Cross	65 58								
208	A	Lehi gh	55 64	153	A	Army West Point	47 62								
288	A	Col gate	60 71	208	H	Lehi gh	67 64								
91	H	Bucknel I	69 74	288	H	Col gate	70 55								

Loyola Maryl and

Average RPI Win:	205	WON-LOST	WINNING	LAST 10	STRENGTH OF	OPP. STRENGTH	TEAM	ADJ.	CONF.	ADJ CONF.
Average RPI Loss:	136	RECORD	PCT. RANK	GAMES	SCHEDULE	OF SCHEDULE	RPI	RPI	RPI	RPI
DIV. I ONLY	18- 11	100	6- 4	236	114	140	140	14	14	
DIV. I NON-CONF.	7- 3	74	0- 0	290	105	149	149	11	11	

TOTALS	RPI 1-25	RPI 26-50	W-L RECORDS	RPI 51-100	RPI 101-999	RPI 201+				
18- 11	0- 0	0- 3	OVERALL	3- 0	15- 8	9- 2				
10- 5	0- 0	0- 2	HOME	2- 0	8- 3	5- 0				
8- 5	0- 0	0- 1	AWAY	1- 0	7- 4	4- 2				
0- 1	0- 0	0- 0	NEUTRAL	0- 0	0- 1	0- 0				
7- 3	0- 0	0- 1	NON-CONFERENCE	1- 0	6- 2	4- 1				
4- 2	0- 0	0- 1	HOME	1- 0	3- 1	2- 0				
3- 1	0- 0	0- 0	AWAY	0- 0	3- 1	2- 1				
0- 0	0- 0	0- 0	NEUTRAL	0- 0	0- 0	0- 0				
11- 8	0- 0	0- 2	CONFERENCE	2- 0	9- 6	5- 1				
6- 3	0- 0	0- 1	HOME	1- 0	5- 2	3- 0				
5- 4	0- 0	0- 1	AWAY	1- 0	4- 3	2- 1				
0- 1	0- 0	0- 0	NEUTRAL	0- 0	0- 1	0- 0				

RPI	S	Opponent	Score	RPI	S	Opponent	Score	RPI	S	Opponent	Score	RPI	S	Opponent	Score
32	A	Gonzaga	67 77	77	H	Miami (OH)	84 71	121	A	Saint Louis	62 60				
32	H	Gonzaga	69 75	79	A	Saint Mary's (CA)	75 65	131	A	San Francisco	60 78				
49	H	Southern California	70 80	79	H	Saint Mary's (CA)	69 57	131	H	San Francisco	65 60				
								131	N	San Francisco	76 89				
								157	A	BYU	52 62				
								157	H	BYU	55 67				
								164	A	San Diego	67 53				
								164	H	San Diego	54 60				
								185	A	Pacific	79 77				
								185	H	Pacific	75 60				
								194	H	CSUN	68 75				
								200	H	Eastern Mich.	73 64				
								207	H	UC Santa Barbara	67 61				
								213	A	SMU	60 63				
								226	A	UC Riverside	67 59				
								238	A	Pepperdine	74 85				
								238	H	Pepperdine	75 60				
								275	H	Arizona	84 70				
								291	A	Santa Clara	65 51				
								291	H	Santa Clara	64 45				
								302	A	Long Beach St.	84 69				
								318	A	Portland	63 60				
								318	H	Portland	76 55				
LAST 12 Division I GAMES:															
131	N	San Francisco	76 89	79	A	Saint Mary's (CA)	75 65								
185	A	Pacific	79 77	318	H	Portland	76 55								
291	H	Santa Clara	64 45	157	A	BYU	52 62								
131	H	San Francisco	65 60	164	A	San Diego	67 53								
32	H	Gonzaga	69 75	238	H	Pepperdine	75 60								
238	A	Pepperdine	74 85	318	A	Portland	63 60								

Non-Div I Games: Cal St. Dom. Hills 84 52

Loyola Marymount

Average RPI Win:	219	WON-LOST	WINNING	LAST 10	STRENGTH OF	OPP. STRENGTH	TEAM	ADJ.	CONF.	ADJ CONF.
Average RPI Loss:	80	RECORD	PCT. RANK	GAMES	SCHEDULE	OF SCHEDULE	RPI	RPI	RPI	RPI
DIV. I ONLY	21- 9	66	9- 1	134	170	71	71	20	20	
DIV. I NON-CONF.	5- 6	187	0- 0	72	7	83	83	24	24	

TOTALS	RPI 1-25	RPI 26-50	W-L RECORDS	RPI 51-100	RPI 101-999	RPI 201+				
21- 9	0- 3	0- 1	OVERALL	2- 2	19- 3	10- 0				
10- 2	0- 0	0- 0	HOME	2- 0	8- 2	4- 0				
8- 7	0- 3	0- 1	AWAY	0- 2	8- 1	4- 0				
3- 0	0- 0	0- 0	NEUTRAL	0- 0	3- 0	2- 0				
5- 6	0- 3	0- 1	NON-CONFERENCE	1- 1	4- 1	3- 0				
2- 1	0- 0	0- 0	HOME	1- 0	1- 1	1- 0				
2- 5	0- 3	0- 1	AWAY	0- 1	2- 0	1- 0				
1- 0	0- 0	0- 0	NEUTRAL	0- 0	1- 0	1- 0				
16- 3	0- 0	0- 0	CONFERENCE	1- 1	15- 2	7- 0				
8- 1	0- 0	0- 0	HOME	1- 0	7- 1	3- 0				
6- 2	0- 0	0- 0	AWAY	0- 1	6- 1	3- 0				
2- 0	0- 0	0- 0	NEUTRAL	0- 0	2- 0	1- 0				

RPI 1-25				RPI 26-50				RPI 51-100				RPI 101+			
RPI	S	Opponent	Score	RPI	S	Opponent	Score	RPI	S	Opponent	Score	RPI	S	Opponent	Score
5	A	Mississippi St.	43 83	50	A	Miami (FL)	70 80	51	H	Harvard	76 51	120	A	Dartmouth	64 51
6	A	Ohio St.	70 83					82	A	Albany (NY)	54 68	124	H	Tulane	34 42
18	A	Duke	39 69					82	H	Albany (NY)	74 69	133	A	Hartford	59 44
								83	A	Toledo	64 65	133	H	Hartford	74 65
												133	H	Hartford	59 56
												161	A	Binghamton	61 38
												161	H	Binghamton	62 66
												180	A	New Hampshire	56 46
												180	H	New Hampshire	77 46
												180	N	New Hampshire	64 48
												188	A	Stony Brook	68 76
												188	H	Stony Brook	64 56
												209	A	Boston College	61 40
												295	A	Vermont	79 47
												295	H	Vermont	64 55
												298	H	Bryant	70 68
												299	N	Kennesaw St.	75 39
												323	A	UMBC	64 50
												323	H	UMBC	69 36
												323	N	UMBC	65 43
												348	A	UMass Lowell	69 51
												348	H	UMass Lowell	70 65

LAST 12 Division I GAMES:															
133	H	Hartford	74 65	188	A	Stony Brook	68 76								
180	N	New Hampshire	64 48	180	H	New Hampshire	77 46								
323	N	UMBC	65 43	133	H	Hartford	59 56								
82	H	Albany (NY)	74 69	161	A	Binghamton	61 38								
295	A	Vermont	79 47	348	A	UMass Lowell	69 51								
348	H	UMass Lowell	70 65	323	H	UMBC	69 36								

Non-Div I Games: Maine Maritime 89 49 Me.-Fort Kent 100 40

Maine

Average RPI Win:	303	WON-LOST	WINNING	LAST 10	STRENGTH OF	OPP. STRENGTH	TEAM	ADJ.	CONF.	ADJ CONF.
Average RPI Loss:	167	RECORD	PCT. RANK	GAMES	SCHEDULE	OF SCHEDULE	RPI	RPI	RPI	RPI
DIV. I ONLY	13- 18	219	5- 5	315	289	265	265	28	28	
DIV. I NON-CONF.	3- 8	268	0- 0	107	241	222	222	25	25	

TOTALS	RPI 1-25	RPI 26-50	W-L RECORDS	RPI 51-100	RPI 101-999	RPI 201+				
13- 18	0- 0	0- 3	OVERALL	0- 3	13- 12	13- 8				
7- 5	0- 0	0- 1	HOME	0- 2	7- 2	7- 2				
4- 12	0- 0	0- 2	AWAY	0- 1	4- 9	4- 6				
2- 1	0- 0	0- 0	NEUTRAL	0- 0	2- 1	2- 0				
3- 8	0- 0	0- 2	NON-CONFERENCE	0- 3	3- 3	3- 1				
1- 2	0- 0	0- 0	HOME	0- 2	1- 0	1- 0				
1- 6	0- 0	0- 2	AWAY	0- 1	1- 3	1- 1				
1- 0	0- 0	0- 0	NEUTRAL	0- 0	1- 0	1- 0				
10- 10	0- 0	0- 1	CONFERENCE	0- 0	10- 9	10- 7				
6- 3	0- 0	0- 1	HOME	0- 0	6- 2	6- 2				
3- 6	0- 0	0- 0	AWAY	0- 0	3- 6	3- 5				
1- 1	0- 0	0- 0	NEUTRAL	0- 0	1- 1	1- 0				

RPI 1-25				RPI 26-50				RPI 51-100				RPI 101+ Team's RPI: 265			
RPI	S	Opponent	Score	RPI	S	Opponent	Score	RPI	S	Opponent	Score	RPI	S	Opponent	Score
				31	A	Virginia	47 69	82	H	Albany (NY)	56 62	159	A	Marist	40 65
				36	H	Quinnipiac	64 80	84	H	Fordham	48 54	159	N	Marist	60 84
				44	A	Californi a	66 87	93	A	Penn St.	46 78	180	A	New Hampshire	55 68
												188	A	Stony Brook	59 74
												202	A	Siena	51 56
												202	H	Siena	54 56
												231	A	Niagara	64 65
												231	H	Niagara	82 64
												248	A	Sacred Heart	61 65
												253	A	Rider	51 67
												253	H	Rider	50 53
												261	A	LIU Brooklyn	72 38
												272	A	Fairfield	52 55
												272	H	Fairfield	55 44
												274	H	St. Francis Brooklyn	57 54
												284	A	Monmouth	59 63
												284	H	Monmouth	63 53
												286	A	Canisius	59 56
												286	H	Canisius	58 39
												322	N	Coppin St.	74 56
												342	A	Iona	57 48
												342	H	Iona	67 63
												342	N	Iona	55 39
												347	A	Saint Peter's	60 39
												347	H	Saint Peter's	76 64
LAST 12 Division I GAMES:															
				159	N	Marist	60 84	284	A	Monmouth	59 63				
				342	N	Iona	55 39	272	H	Fairfield	55 44				
				253	H	Rider	50 53	231	H	Niagara	82 64				
				347	A	Saint Peter's	60 39	272	A	Fairfield	52 55				
				342	A	Iona	57 48	253	A	Rider	51 67				
				202	H	Siena	54 56	284	H	Monmouth	63 53				

Non-Div I Games:

Manhattan

Average RPI Win:	281	WON-LOST	WINNING	LAST 10	STRENGTH OF	OPP. STRENGTH	TEAM	ADJ.	CONF.	ADJ CONF.
Average RPI Loss:	163	RECORD	PCT. RANK	GAMES	SCHEDULE	OF SCHEDULE	RPI	RPI	RPI	RPI

DIV. I ONLY	7- 20	291	3- 7	282	190	311	311	18	18
DIV. I NON-CONF.	4- 7	226	0- 0	332	189	322	322	20	20
TOTALS	RPI 1-25	RPI 26-50	W-L RECORDS	RPI 51-100	RPI 101-999	RPI 201+			
7- 20	0- 0	0- 0	OVERALL	0- 5	7- 15	6- 7			
5- 10	0- 0	0- 0	HOME	0- 3	5- 7	4- 3			
2- 10	0- 0	0- 0	AWAY	0- 2	2- 8	2- 4			
0- 0	0- 0	0- 0	NEUTRAL	0- 0	0- 0	0- 0			
4- 7	0- 0	0- 0	NON-CONFERENCE	0- 2	4- 5	4- 1			
3- 4	0- 0	0- 0	HOME	0- 1	3- 3	3- 1			
1- 3	0- 0	0- 0	AWAY	0- 1	1- 2	1- 0			
0- 0	0- 0	0- 0	NEUTRAL	0- 0	0- 0	0- 0			
3- 13	0- 0	0- 0	CONFERENCE	0- 3	3- 10	2- 6			
2- 6	0- 0	0- 0	HOME	0- 2	2- 4	1- 2			
1- 7	0- 0	0- 0	AWAY	0- 1	1- 6	1- 4			
0- 0	0- 0	0- 0	NEUTRAL	0- 0	0- 0	0- 0			

RPI 1-25	RPI 26-50	RPI 51-100	RPI 101+	Team's RPI: 311
RPI S Opponent Score	RPI S Opponent Score	RPI S Opponent Score	RPI S Opponent Score	Score
		56 A Western Ky. 50 77	102 A Rice 44 87	
		56 H Western Ky. 66 86	111 H Middle Tenn. 57 73	
		70 H UAB 62 69	115 H Ohio 52 54	
		86 A Kentucky 39 69	123 A Cleveland St. 76 85	
		93 H Penn St. 65 80	136 H Louisiana Tech 65 74	
			162 H Southern Ill. 59 64	
			170 A Charlotte 61 67	
			172 H UTEP 66 64	
			178 A Florida 69 74	
			204 A North Texas 62 54	
			214 A Southern Miss. 61 70	
			242 A Fla. Atlantic 59 79	
			242 H Fla. Atlantic 55 62	
			259 H UTSA 59 72	
			262 H Appalachian St. 54 56	
			271 H Morgan St. 73 68	
			279 A Old Dominion 53 69	
			300 A FIU 54 67	
			300 H FIU 78 75	
			330 A Tennessee St. 71 65	
			343 H Winthrop 70 40	
			344 H Longwood 90 45	
LAST 12 Division I GAMES:				
242 H Fla. Atlantic 55 62	259 H UTSA 59 72			
204 A North Texas 62 54	214 A Southern Miss. 61 70			
102 A Rice 44 87	170 A Charlotte 61 67			
56 A Western Ky. 50 77	300 H FIU 78 75			
172 H UTEP 66 64	111 H Middle Tenn. 57 73			
70 H UAB 62 69	56 H Western Ky. 66 86			

Non-Div I Games: Ky. Christian 111 38 Alice Lloyd 96 46

Marshall

Average RPI Win:	131	WON-LOST	WINNING	LAST 10	STRENGTH OF	OPP. STRENGTH	TEAM	ADJ.	CONF.	ADJ CONF.
Average RPI Loss:	32	RECORD	PCT. RANK	GAMES	SCHEDULE	OF SCHEDULE	RPI	RPI	RPI	RPI
DIV. I ONLY	25- 7	36	6- 4	33	18	17	17	3	3	
DIV. I NON-CONF.	11- 2	22	0- 0	137	42	40	40	4	4	

TOTALS	RPI 1-25	RPI 26-50	W-L RECORDS	RPI 51-100	RPI 101-999	RPI 201+				
25- 7	2- 3	4- 2	OVERALL	9- 2	10- 0	9- 0				
12- 3	2- 1	1- 0	HOME	4- 2	5- 0	5- 0				
10- 3	0- 1	3- 2	AWAY	3- 0	4- 0	3- 0				
3- 1	0- 1	0- 0	NEUTRAL	2- 0	1- 0	1- 0				
11- 2	0- 2	2- 0	NON-CONFERENCE	2- 0	7- 0	7- 0				
6- 1	0- 1	0- 0	HOME	2- 0	4- 0	4- 0				
4- 1	0- 1	2- 0	AWAY	0- 0	2- 0	2- 0				
1- 0	0- 0	0- 0	NEUTRAL	0- 0	1- 0	1- 0				
14- 5	2- 1	2- 2	CONFERENCE	7- 2	3- 0	2- 0				
6- 2	2- 0	1- 0	HOME	2- 2	1- 0	1- 0				
6- 2	0- 0	1- 2	AWAY	3- 0	2- 0	1- 0				
2- 1	0- 1	0- 0	NEUTRAL	2- 0	0- 0	0- 0				

RPI	S	Opponent	Score	RPI	S	Opponent	Score	RPI	S	Opponent	Score	RPI	S	Opponent	Score
1	A	UConn	72 97	31	A	Virginia	60 59	54	H	Indiana	74 70	175	A	Northwestern	68 65
6	H	Ohio St.	99 69	39	A	Michigan	65 71	54	N	Indiana	67 54	205	A	Wisconsin	71 44
6	N	Ohio St.	69 79	40	A	Rutgers	72 54	60	A	Nebraska	64 57	225	A	Akron	75 54
11	H	South Carolina	86 94	40	H	Rutgers	88 60	60	H	Nebraska	77 75	231	H	Niagara	92 65
22	H	Iowa	80 64	41	A	Minnesota	74 93	60	N	Nebraska	66 53	236	H	Loyola Maryland	114 45
				50	A	Miami (FL)	79 71	62	H	Purdue	65 75	239	H	Illinois	100 65
								64	A	Michigan St.	76 68	268	H	Howard	111 49
								64	H	Michigan St.	68 82	293	H	Mt. St. Mary's	97 57
								78	H	George Washington	80 54	299	N	Kennesaw St.	89 35
								82	H	Albany (NY)	91 58	322	A	Coppin St.	113 49
								93	A	Penn St.	69 65				
LAST 12 Division I GAMES:															
		6 N Ohio St.	69 79			62 H Purdue	65 75								
		60 N Nebraska	66 53			40 A Rutgers	72 54								
		54 N Indiana	67 54			64 A Michigan St.	76 68								
		60 H Nebraska	77 75			60 A Nebraska	64 57								
		39 A Michigan	65 71			40 H Rutgers	88 60								
		41 A Minnesota	74 93			175 A Northwestern	68 65								

Non-Div I Games:

Maryland

Average RPI Win:	274	WON-LOST	WINNING	LAST 10	STRENGTH OF	OPP. STRENGTH	TEAM	ADJ.	CONF.	ADJ CONF.
Average RPI Loss:	156	RECORD	PCT. RANK	GAMES	SCHEDULE	OF SCHEDULE	RPI	RPI	RPI	RPI
DIV. I ONLY	12- 16	218	5- 5	339	193	276	276	13	13	
DIV. I NON-CONF.	6- 5	153	0- 0	346	334	290	290	10	10	

TOTALS	RPI 1-25	RPI 26-50	W-L RECORDS	RPI 51-100	RPI 101-999	RPI 201+				
12- 16	0- 0	0- 1	OVERALL	1- 3	11- 12	9- 4				
7- 6	0- 0	0- 1	HOME	1- 1	6- 4	5- 0				
4- 10	0- 0	0- 0	AWAY	0- 2	4- 8	3- 4				
1- 0	0- 0	0- 0	NEUTRAL	0- 0	1- 0	1- 0				
6- 5	0- 0	0- 0	NON-CONFERENCE	1- 0	5- 5	5- 3				
3- 2	0- 0	0- 0	HOME	1- 0	2- 2	2- 0				
2- 3	0- 0	0- 0	AWAY	0- 0	2- 3	2- 3				
1- 0	0- 0	0- 0	NEUTRAL	0- 0	1- 0	1- 0				
6- 11	0- 0	0- 1	CONFERENCE	0- 3	6- 7	4- 1				
4- 4	0- 0	0- 1	HOME	0- 1	4- 2	3- 0				
2- 7	0- 0	0- 0	AWAY	0- 2	2- 5	1- 1				
0- 0	0- 0	0- 0	NEUTRAL	0- 0	0- 0	0- 0				

RPI 1-25				RPI 26-50				RPI 51-100				RPI 101+ Team's RPI: 276			
RPI	S	Opponent	Score	RPI	S	Opponent	Score	RPI	S	Opponent	Score	RPI	S	Opponent	Score
				34	H	Dayton	49 78					110	A	George Mason	60 71
								74	A	Duquesne	57 60	121	A	Saint Louis	63 64
								78	A	George Washington	49 55	121	A	Saint Louis	64 70
								84	H	Fordham	51 62	137	H	Saint Joseph's	79 84
								87	H	Liberty	64 61	143	H	Northeastern	54 64
												159	H	Marist	60 88
												184	A	Davidson	81 87
												184	H	Davidson	70 68
												199	A	Richmond	58 49
												199	H	Richmond	39 51
												203	A	North Dakota	52 82
												246	H	La Salle	69 66
												257	A	St. Bonaventure	59 69
												280	H	Towson	72 49
												281	H	VCU	79 75
												285	A	North Dakota St.	70 82
												308	A	UTRGV	59 67
												313	A	Incarnate Word	64 45
												334	A	Rhode Island	61 59
												334	H	Rhode Island	87 50
												340	N	Mississippi Val.	85 46
												347	H	Saint Peter's	81 65
												348	A	UMass Lowell	73 63
LAST 12 Division I GAMES:															
				121	A	Saint Louis	64 70	34	H	Dayton	49 78				
				334	H	Rhode Island	87 50	246	H	La Salle	69 66				
				199	A	Richmond	58 49	199	H	Richmond	39 51				
				184	H	Davidson	70 68	334	A	Rhode Island	61 59				
				78	A	George Washington	49 55	184	A	Davidson	81 87				
				110	A	George Mason	60 71	281	H	VCU	79 75				

Non-Div I Games: Me.-Fort Kent 111 45 Fisher 121 38

Massachusetts

Average RPI Win: 310
Average RPI Loss: 165

WON-LOST
RECORD

WINNING
PCT. RANK

LAST 10
GAMES

STRENGTH OF
SCHEDULE

OPP. STRENGTH
OF SCHEDULE

TEAM
RPI

ADJ.
RPI

CONF.
RPI

ADJ CONF.
RPI

DIV. I ONLY	9- 18	255	3- 7	275	269	278	278	26	26
DIV. I NON-CONF.	1- 7	310	0- 0	104	70	275	275	26	26

TOTALS	RPI 1-25	RPI 26-50	W-L RECORDS	RPI 51-100	RPI 101-999	RPI 201+			
9- 18	0- 2	0- 0	OVERALL	0- 2	9- 14	9- 9			
4- 8	0- 0	0- 0	HOME	0- 1	4- 7	4- 5			
5- 9	0- 2	0- 0	AWAY	0- 1	5- 6	5- 3			
0- 1	0- 0	0- 0	NEUTRAL	0- 0	0- 1	0- 1			
1- 7	0- 2	0- 0	NON-CONFERENCE	0- 0	1- 5	1- 2			
1- 2	0- 0	0- 0	HOME	0- 0	1- 2	1- 1			
0- 5	0- 2	0- 0	AWAY	0- 0	0- 3	0- 1			
0- 0	0- 0	0- 0	NEUTRAL	0- 0	0- 0	0- 0			
8- 11	0- 0	0- 0	CONFERENCE	0- 2	8- 9	8- 7			
3- 6	0- 0	0- 0	HOME	0- 1	3- 5	3- 4			
5- 4	0- 0	0- 0	AWAY	0- 1	5- 3	5- 2			
0- 1	0- 0	0- 0	NEUTRAL	0- 0	0- 1	0- 1			

RPI	S	Opponent	Score
3	A	Baylor	34 95
12	A	Texas	34 100

RPI	S	Opponent	Score
-----	---	----------	-------

RPI	S	Opponent	Score
90	A	Lamar University	58 83
90	H	Lamar University	72 81

RPI	S	Opponent	Score
118	A	SFA	58 73
119	H	Central Ark.	45 51
124	H	Tulane	66 70
136	A	Louisiana Tech	62 78
160	A	Louisiana	86 98
213	A	SMU	59 65
216	H	Grambling	60 75
218	A	Nicholls St.	51 63
218	H	Nicholls St.	54 61
229	H	A&M-Corpus Christi	70 64
229	N	A&M-Corpus Christi	52 75
233	A	New Orleans	62 84
233	H	New Orleans	64 77
244	H	Abilene Christian	75 80
297	A	Southeastern La.	77 65
297	H	Southeastern La.	69 47
309	A	Houston Baptist	86 74
309	H	Houston Baptist	61 67
313	A	Incarinate Word	66 57
335	A	Sam Houston St.	66 63
337	A	Northwestern St.	60 44
337	H	Northwestern St.	72 67
338	H	La.-Monroe	65 61

LAST 12 Division I GAMES:

229	N	A&M-Corpus Christi	52 75	119	H	Central Ark.	45 51
90	H	Lamar University	72 81	297	H	Southeastern La.	69 47
229	H	A&M-Corpus Christi	70 64	118	A	SFA	58 73
309	H	Houston Baptist	61 67	337	A	Northwestern St.	60 44
218	A	Nicholls St.	51 63	335	A	Sam Houston St.	66 63
233	A	New Orleans	62 84	90	A	Lamar University	58 83

Non-Div I Games: LSU-Alexandria 73 53 Louisiana Col. 84 46 Southern-N. O. 76 61

McNeese

Loss, Non-Conf, S Site, H Home A Away N Neutral

Average RPI Win:	196	WON-LOST	WINNING	LAST 10	STRENGTH OF	OPP. STRENGTH	TEAM	ADJ.	CONF.	ADJ CONF.
Average RPI Loss:	101	RECORD	PCT. RANK	GAMES	SCHEDULE	OF SCHEDULE	RPI	RPI	RPI	RPI
DIV. I ONLY	10- 20	255	3- 7	63	83	192	192	7	7	
DIV. I NON-CONF.	5- 8	220	0- 0	85	138	202	202	7	7	

TOTALS	RPI 1-25	RPI 26-50	W-L RECORDS	RPI 51-100	RPI 101-999	RPI 201+				
10- 20	0- 5	0- 2	OVERALL	1- 3	9- 10	3- 2				
7- 8	0- 2	0- 1	HOME	1- 1	6- 4	3- 2				
3- 8	0- 1	0- 1	AWAY	0- 2	3- 4	0- 0				
0- 4	0- 2	0- 0	NEUTRAL	0- 0	0- 2	0- 0				
5- 8	0- 2	0- 0	NON-CONFERENCE	1- 2	4- 4	3- 1				
4- 3	0- 0	0- 0	HOME	1- 1	3- 2	3- 1				
1- 2	0- 0	0- 0	AWAY	0- 1	1- 1	0- 0				
0- 3	0- 2	0- 0	NEUTRAL	0- 0	0- 1	0- 0				
5- 12	0- 3	0- 2	CONFERENCE	0- 1	5- 6	0- 1				
3- 5	0- 2	0- 1	HOME	0- 0	3- 2	0- 1				
2- 6	0- 1	0- 1	AWAY	0- 1	2- 3	0- 0				
0- 1	0- 0	0- 0	NEUTRAL	0- 0	0- 1	0- 0				

RPI 1-25				RPI 26-50				RPI 51-100				RPI 101+ Team's RPI: 192			
RPI	S	Opponent	Score	RPI	S	Opponent	Score	RPI	S	Opponent	Score	RPI	S	Opponent	Score
1	A	UConn	49 97	46	A	UCF	41 61	70	H	UAB	64 62	104	A	Cincinnati	53 64
1	H	UConn	36 93	46	H	UCF	40 63	80	A	Houston	55 66	124	H	Tulane	73 60
6	N	Ohio St.	69 100					81	H	IUPUI	57 80	124	N	Tulane	64 76
14	H	South Fla.	62 81					96	A	Little Rock	57 86	136	A	Louisiana Tech	40 65
20	N	DePaul	67 81									148	N	Kent St.	55 70
												150	A	Wichita St.	61 69
												150	H	Wichita St.	64 77
												152	A	Vanderbilt	71 60
												162	H	Southern Ill.	56 68
												182	A	Temple	83 78
												195	A	East Carolina	62 75
												195	H	East Carolina	72 36
												197	A	Tulsa	69 48
												197	H	Tulsa	65 56
												213	H	SMU	35 53
												216	H	Grambling	57 48
												239	H	Illinois	47 63
												296	H	Jackson St.	64 53
												330	H	Tennessee St.	79 75
LAST 12 Division I GAMES:															
124	N	Tulane	64 76	213	H	SMU	35 53								
182	A	Temple	83 78	80	A	Houston	55 66								
197	H	Tulsa	65 56	46	A	UCF	41 61								
46	H	UCF	40 63	150	H	Wichita St.	64 77								
124	H	Tulane	73 60	1	H	UConn	36 93								
195	A	East Carolina	62 75	104	A	Cincinnati	53 64								

Non-Div I Games:

Memphis

Average RPI Win: 206

Average RPI Loss: 41

WON-LOST
RECORDWINNING
PCT. RANKLAST 10
GAMESSTRENGTH OF
SCHEDULEOPP. STRENGTH
OF SCHEDULETEAM
RPIADJ.
RPICONF.
RPIADJ CONF.
RPIDIV. I ONLY
DIV. I NON-CONF.30- 2
13- 25
2010- 0
0- 0258
239140
19347
6947
6917
1617
16

TOTALS

RPI 1-25

RPI 26-50

W-L RECORDS

RPI 51-100

RPI 101-999

RPI 201+

30- 2

0- 0

1- 1

OVERALL

1- 1

28- 0

15- 0

13- 1

0- 0

0- 1

HOME

1- 0

12- 0

7- 0

13- 0

0- 0

1- 0

AWAY

0- 0

12- 0

6- 0

4- 1

0- 0

0- 0

NEUTRAL

0- 1

4- 0

2- 0

13- 2

0- 0

1- 1

NON-CONFERENCE

1- 1

11- 0

8- 0

6- 1

0- 0

0- 1

HOME

1- 0

5- 0

4- 0

6- 0

0- 0

1- 0

AWAY

0- 0

5- 0

3- 0

1- 1

0- 0

0- 0

NEUTRAL

0- 1

1- 0

1- 0

17- 0

0- 0

0- 0

CONFERENCE

0- 0

17- 0

7- 0

7- 0

0- 0

0- 0

HOME

0- 0

7- 0

3- 0

7- 0

0- 0

0- 0

AWAY

0- 0

7- 0

3- 0

3- 0

0- 0

0- 0

NEUTRAL

0- 0

3- 0

1- 0

RPI 1-25

RPI S Opponent

Score

RPI 26-50

Team's RPI: 47

RPI S Opponent

Score

26 H Georgi a 54 72

46 A UCF 73 64

RPI 51-100

RPI S Opponent

Score

56 N Western Ky. 62 67

78 H George Washington 61 44

RPI 101+

RPI S Opponent

Score

106 A Chattanooga 71 50

106 H Chattanooga 65 56

107 A ETSU 85 65

107 H ETSU 63 48

107 N ETSU 68 53

117 A North Carolina 97 86

155 A Samford 73 59

155 H Samford 48 45

155 N Samford 81 44

170 A Charlotte 90 74

184 H Davidson 69 54

189 A Furman 86 64

189 H Furman 65 53

215 A UNC Asheville 67 56

220 A UNCG 57 54

220 H UNCG 80 57

242 A Fla. Atlantic 66 55

260 A Campbell 58 57

268 H Howard 70 44

281 N VCU 70 54

301 A Wofford 71 46

301 H Wofford 80 39

304 A Western Caro. 53 46

304 H Western Caro. 72 50

304 N Western Caro. 75 44

317 H South Carolina St. 74 53

327 H Ga. Southern 72 45

343 H Winthrop 93 45

LAST 12 Division I GAMES:

107 N ETSU 68 53

155 N Samford 81 44

304 N Western Caro. 75 44

107 H ETSU 63 48

106 H Chattanooga 65 56

220 A UNCG 57 54

304 A Western Caro. 53 46

155 H Samford 48 45

301 H Wofford 80 39

189 H Furman 65 53

106 A Chattanooga 71 50

107 A ETSU 85 65

Mercer

Average RPI	Win:	140	WON-LOST	WINNING	LAST 10	STRENGTH OF	OPP. STRENGTH	TEAM	ADJ.	CONF.	ADJ CONF.
Average RPI	Loss:	44	RECORD	PCT. RANK	GAMES	SCHEDULE	OF SCHEDULE	RPI	RPI	RPI	RPI
DIV. I ONLY		21- 10		76	7- 3	46	14	50	50	1	1
DIV. I NON-CONF.		10- 3		52	0- 0	181	86	102	102	1	1

TOTALS	RPI 1-25		RPI 26-50		W-L RECORDS	RPI 51-100		RPI 101-999		RPI 201+	
21- 10	2- 6		2- 0		OVERALL	5- 2		12- 2		6- 0	
13- 5	2- 3		1- 0		HOME	4- 1		6- 1		4- 0	
5- 4	0- 2		1- 0		AWAY	1- 1		3- 1		1- 0	
3- 1	0- 1		0- 0		NEUTRAL	0- 0		3- 0		1- 0	
10- 3	0- 1		0- 0		NON-CONFERENCE	3- 1		7- 1		5- 0	
8- 2	0- 1		0- 0		HOME	3- 1		5- 0		4- 0	
0- 1	0- 0		0- 0		AWAY	0- 0		0- 1		0- 0	
2- 0	0- 0		0- 0		NEUTRAL	0- 0		2- 0		1- 0	
11- 7	2- 5		2- 0		CONFERENCE	2- 1		5- 1		1- 0	
5- 3	2- 2		1- 0		HOME	1- 0		1- 1		0- 0	
5- 3	0- 2		1- 0		AWAY	1- 1		3- 0		1- 0	
1- 1	0- 1		0- 0		NEUTRAL	0- 0		1- 0		0- 0	

RPI	S	Opponent	Score	RPI	S	Opponent	Score	Team's RPI: 50	RPI	S	Opponent	Score	RPI	S	Opponent	Score
2	A	Notre Dame	76 83	31	A	Virginia	77 62		64	H	Michigan St.	67 57	108	H	Wake Forest	50 61
4	H	Louisville	74 84	37	H	Syracuse	72 67		65	A	Virginia Tech	82 78	108	N	Wake Forest	68 60
8	A	Florida St.	67 105						65	H	Virginia Tech	76 46	117	A	North Carolina	92 72
8	H	Florida St.	71 91						67	A	Georgia Tech	51 70	129	H	Bethune-Cookman	85 39
8	N	Florida St.	69 73						71	H	Maine	80 70	141	A	Colorado	61 67
16	H	NC State	52 48						75	H	St. John's (NY)	64 74	162	N	Southern Ill.	75 65
17	H	Maryland	71 79						86	H	Kentucky	65 54	168	A	Clemson	72 60
18	H	Duke	51 48										183	H	Pittsburgh	82 58

LAST 12 Division I GAMES:																
8	N	Florida St.	69 73	8	H	Florida St.	71 91		16	H	NC State	52 48	117	A	North Carolina	92 72
108	N	Wake Forest	68 60	16	H	NC State	52 48		65	H	Virginia Tech	76 46	65	A	Virginia Tech	82 78
65	H	Virginia Tech	76 46	117	A	North Carolina	92 72		31	A	Virginia	77 62	4	H	Louisville	74 84
67	A	Georgia Tech	51 70	65	A	Virginia Tech	82 78		209	A	Boston College	65 43				
183	H	Pittsburgh	82 58													

Non-Div I Games:

Average RPI Win:	191	WON-LOST	WINNING	LAST 10	STRENGTH OF	OPP. STRENGTH	TEAM	ADJ.	CONF.	ADJ CONF.
Average RPI Loss:	73	RECORD	PCT. RANK	GAMES	SCHEDULE	OF SCHEDULE	RPI	RPI	RPI	RPI
DIV. I ONLY	21- 10	76	8- 2	136	96	77	77	8	8	
DIV. I NON-CONF.	8- 3	65	0- 0	249	298	96	96	8	8	

TOTALS	RPI 1-25	RPI 26-50	W-L RECORDS	RPI 51-100	RPI 101-999	RPI 201+				
21- 10	0- 4	0- 1	OVERALL	2- 2	19- 3	9- 0				
11- 3	0- 2	0- 0	HOME	1- 0	10- 1	6- 0				
8- 6	0- 1	0- 1	AWAY	1- 2	7- 2	3- 0				
2- 1	0- 1	0- 0	NEUTRAL	0- 0	2- 0	0- 0				
8- 3	0- 0	0- 0	NON-CONFERENCE	1- 1	7- 2	5- 0				
5- 0	0- 0	0- 0	HOME	0- 0	5- 0	4- 0				
2- 3	0- 0	0- 0	AWAY	1- 1	1- 2	1- 0				
1- 0	0- 0	0- 0	NEUTRAL	0- 0	1- 0	0- 0				
13- 7	0- 4	0- 1	CONFERENCE	1- 1	12- 1	4- 0				
6- 3	0- 2	0- 0	HOME	1- 0	5- 1	2- 0				
6- 3	0- 1	0- 1	AWAY	0- 1	6- 0	2- 0				
1- 1	0- 1	0- 0	NEUTRAL	0- 0	1- 0	0- 0				

RPI	S	Opponent	Score	RPI	S	Opponent	Score	RPI	S	Opponent	Score	RPI	S	Opponent	Score
19	A	Buffalo	67 72	45	A	Ball St.	61 86	62	A	Purdue	66 75	104	A	Cincinnati	62 73
19	H	Buffalo	49 64					81	A	IUPUI	96 83	115	A	Ohio	78 56
21	H	Central Mich.	66 84					83	H	Toledo	67 58	115	H	Ohio	64 55
21	N	Central Mich.	58 61					97	A	Western Mich.	70 81	115	N	Ohio	69 66
												140	A	Loyola Marymount	71 84
												146	A	Northern Ill.	77 62
												146	H	Northern Ill.	67 65
												148	A	Kent St.	65 59
												148	H	Kent St.	58 35
												166	H	Jacksonville St.	58 55
												181	N	Denver	69 52
												200	A	Eastern Mich.	73 69
												200	H	Eastern Mich.	59 74
												210	A	Bowling Green	66 62
												210	H	Bowling Green	92 64
												225	A	Akron	77 50
												225	H	Akron	75 67
												264	A	Indiana St.	68 56
												286	H	Canisius	72 47
												290	H	Valparaiso	77 68
												326	H	Detroit Mercy	91 64
												336	H	Florida A&M	73 33

LAST 12 Division I GAMES:															
21	N	Central Mich.	58 61	148	A	Kent St.	65 59	19	H	Buffalo	49 64	83	H	Toledo	67 58
115	N	Ohio	69 66	19	H	Buffalo	49 64	210	A	Bowling Green	66 62	146	A	Northern Ill.	77 62
148	H	Kent St.	58 35	83	H	Toledo	67 58	115	H	Ohio	64 55				
115	A	Ohio	78 56	210	A	Bowling Green	66 62								
210	H	Bowling Green	92 64	146	A	Northern Ill.	77 62								
225	A	Akron	77 50	115	H	Ohio	64 55								

Non-Div I Games:

Mi ami (OH)

Average RPI Win: 152	WON-LOST RECORD	WINNING PCT. RANK	LAST 10 GAMES	STRENGTH OF SCHEDULE	OPP. STRENGTH OF SCHEDULE	TEAM RPI	ADJ. RPI	CONF. RPI	ADJ CONF. RPI
Average RPI Loss: 33									
DIV. I ONLY	22- 9	61	5- 5	54	38	39	39	3	3
DIV. I NON-CONF.	11- 2	22	0- 0	147	83	45	45	4	4

TOTALS	RPI 1-25	RPI 26-50	W-L RECORDS	RPI 51-100	RPI 101-999	RPI 201+			
22- 9	3- 4	0- 2	OVERALL	6- 3	13- 0	7- 0			
14- 3	2- 2	0- 0	HOME	4- 1	8- 0	4- 0			
7- 5	1- 2	0- 2	AWAY	1- 1	5- 0	3- 0			
1- 1	0- 0	0- 0	NEUTRAL	1- 1	0- 0	0- 0			
11- 2	1- 2	0- 0	NON-CONFERENCE	1- 0	9- 0	5- 0			
8- 1	1- 1	0- 0	HOME	1- 0	6- 0	3- 0			
3- 1	0- 1	0- 0	AWAY	0- 0	3- 0	2- 0			
0- 0	0- 0	0- 0	NEUTRAL	0- 0	0- 0	0- 0			
11- 7	2- 2	0- 2	CONFERENCE	5- 3	4- 0	2- 0			
6- 2	1- 1	0- 0	HOME	3- 1	2- 0	1- 0			
4- 4	1- 1	0- 2	AWAY	1- 1	2- 0	1- 0			
1- 1	0- 0	0- 0	NEUTRAL	1- 1	0- 0	0- 0			

RPI 1-25				RPI 26-50				Team's RPI: 39				RPI 51-100				RPI 101+							
RPI	S	Opponent	Score	RPI	S	Opponent	Score	RPI	S	Opponent	Score	RPI	S	Opponent	Score	RPI	S	Opponent	Score				
2	H	Notre Dame	63 83	40	A	Rutgers	56 63	54	H	Indiana	84 79	110	H	George Mason	75 61								
4	A	Louisville	49 74	41	A	Minnesota	87 93	60	A	Nebraska	69 64	115	A	Ohio	74 61								
6	A	Ohio St.	84 75					60	N	Nebraska	54 61	148	H	Kent St.	54 41								
6	H	Ohio St.	71 78					62	H	Purdue	79 81	175	A	Northwestern	80 59								
17	H	Maryland	71 65					64	A	Michigan St.	61 66	175	H	Northwestern	84 63								
22	A	Iowa	72 82					64	H	Michigan St.	74 48	190	H	Oakland	78 69								
25	H	Marquette	82 76					87	H	Liberty	74 50	205	A	Wisconsin	80 57								
								93	H	Penn St.	89 69	237	H	North Florida	79 34								
								93	N	Penn St.	77 48	239	H	Illinois	86 42								
												261	A	LIU Brooklyn	86 49								
												325	H	Fort Wayne	77 45								
												326	A	Detroit Mercy	86 50								
												333	H	Delaware St.	105 36								

LAST 12 Division I GAMES:																							
60	N	Nebraska	54 61	40	A	Rutgers	56 63	62	H	Purdue	79 81	175	A	Northwestern	80 59								
93	N	Penn St.	77 48					64	H	Michigan St.	74 48	239	H	Illinois	86 42								
17	H	Maryland	71 65					6	A	Ohio St.	84 75												
41	A	Minnesota	87 93																				
64	A	Michigan St.	61 66																				
175	H	Northwestern	84 63																				

Non-Div I Games:

Mi chi gan

Average RPI Win: 223		WON-LOST RECORD	WINNING PCT. RANK	LAST 10 GAMES	STRENGTH OF SCHEDULE	OPP. STRENGTH OF SCHEDULE	TEAM RPI	ADJ. RPI	CONF. RPI	ADJ CONF. RPI
DIV. I ONLY		18- 12	108	6- 4	145	134	111	111	18	18
DIV. I NON-CONF.		8- 5	111	0- 0	250	49	121	121	20	20
TOTALS		RPI 1-25	RPI 26-50	W-L RECORDS		RPI 51-100	RPI 101-999	RPI 201+		
18- 12	0- 1		0- 1	OVERALL		1- 5	17- 5	11- 1		
9- 4	0- 0		0- 0	HOME		1- 2	8- 2	5- 1		
8- 6	0- 1		0- 0	AWAY		0- 3	8- 2	5- 0		
1- 2	0- 0		0- 1	NEUTRAL		0- 0	1- 1	1- 0		
8- 5	0- 1		0- 1	NON-CONFERENCE		1- 1	7- 2	5- 0		
5- 0	0- 0		0- 0	HOME		1- 0	4- 0	3- 0		
2- 4	0- 1		0- 0	AWAY		0- 1	2- 2	1- 0		
1- 1	0- 0		0- 1	NEUTRAL		0- 0	1- 0	1- 0		
10- 7	0- 0		0- 0	CONFERENCE		0- 4	10- 3	6- 1		
4- 4	0- 0		0- 0	HOME		0- 2	4- 2	2- 1		
6- 2	0- 0		0- 0	AWAY		0- 2	6- 0	4- 0		
0- 1	0- 0		0- 0	NEUTRAL		0- 0	0- 1	0- 0		

RPI 1-25			
RPI	S	Opponent	Score
4	A	Louisville	26 -80
RPI 26-50			
RPI	S	Opponent	Score
49	N	Southern California	57 -72
RPI 51-100			
RPI	S	Opponent	Score
56	A	Western Ky.	43 -57
56	H	Western Ky.	60 -76
67	A	Georgia Tech	45 -48
70	A	UAB	58 -65
70	H	UAB	51 -59
86	H	Kentucky	62 -57
Team's RPI: 111			
RPI	S	Opponent	Score
102	H	Rice	51 -41
102	N	Rice	53 -61
124	A	Tulane	44 -62
136	H	Louisiana Tech	49 -66
152	A	Vanderbilt	65 -54
167	A	Ole Miss	56 -65
169	H	Troy	73 -57
170	A	Charlotte	54 -53
170	H	Charlotte	64 -45
172	A	UTEP	54 -45
204	H	North Texas	56 -48
214	H	Southern Miss.	53 -61
215	A	UNC Asheville	72 -57
242	A	Fla. Atlantic	69 -65
258	H	Lipscomb	72 -48
259	A	UTSA	62 -47
279	H	Old Dominion	65 -47
286	N	Canius	55 -45
300	A	FIU	63 -59
311	A	Marshall	73 -57
312	H	Tennessee Tech	58 -44
322	H	Coppin St.	69 -39
LAST 12 Division I GAMES:			
102	N	Rice	53 -61
279	H	Old Dominion	65 -47
170	A	Charlotte	54 -53
70	A	UAB	58 -65
102	H	Rice	51 -41
56	H	Western Ky.	60 -76
300	A	FIU	63 -59
242	A	Fla. Atlantic	69 -65
136	H	Louisiana Tech	49 -66
170	H	Charlotte	64 -45
311	A	Marshall	73 -57
214	H	Southern Miss.	53 -61

Non-Div I Games:

Middle Tenn.

Average RPI Win:	225	WON-LOST	WINNING	LAST 10	STRENGTH OF	OPP. STRENGTH	TEAM	ADJ.	CONF.	ADJ CONF.
Average RPI Loss:	101	RECORD	PCT. RANK	GAMES	SCHEDULE	OF SCHEDULE	RPI	RPI	RPI	RPI
DIV. I ONLY	20- 11	89	5- 5	229	145	132	132	11	11	
DIV. I NON-CONF.	9- 3	61	0- 0	288	183	113	113	15	15	

TOTALS	RPI 1-25	RPI 26-50	W-L RECORDS	RPI 51-100	RPI 101-999	RPI 201+				
20- 11	0- 3	0- 0	OVERALL	3- 4	17- 4	11- 1				
8- 5	0- 2	0- 0	HOME	1- 1	7- 2	5- 1				
11- 4	0- 1	0- 0	AWAY	2- 2	9- 1	6- 0				
1- 2	0- 0	0- 0	NEUTRAL	0- 1	1- 1	0- 0				
9- 3	0- 1	0- 0	NON-CONFERENCE	1- 2	8- 0	6- 0				
3- 1	0- 1	0- 0	HOME	0- 0	3- 0	3- 0				
5- 1	0- 0	0- 0	AWAY	1- 1	4- 0	3- 0				
1- 1	0- 0	0- 0	NEUTRAL	0- 1	1- 0	0- 0				
11- 8	0- 2	0- 0	CONFERENCE	2- 2	9- 4	5- 1				
5- 4	0- 1	0- 0	HOME	1- 1	4- 2	2- 1				
6- 3	0- 1	0- 0	AWAY	1- 1	5- 1	3- 0				
0- 1	0- 0	0- 0	NEUTRAL	0- 0	0- 1	0- 0				

RPI 1-25				RPI 26-50				RPI 51-100				RPI 101+ Team's RPI: 132			
RPI	S	Opponent	Score	RPI	S	Opponent	Score	RPI	S	Opponent	Score	RPI	S	Opponent	Score
23	A	Green Bay	29 52					72	A	Drake	73 77	123	A	Cleveland St.	69 63
23	H	Green Bay	36 65					80	N	Houston	59 74	123	H	Cleveland St.	79 72
25	H	Marquette	68 83					81	A	IUPUI	67 60	139	A	Youngstown St.	85 86
								81	H	IUPUI	68 70	139	H	Youngstown St.	62 61
								85	A	Wright St.	51 56	139	N	Youngstown St.	58 62
								85	H	Wright St.	59 53	175	A	Northwestern	66 57
								100	A	Western Ill.	77 67	190	A	Oakland	74 62
												190	H	Oakland	75 80
												194	N	CSUN	58 50
												205	A	Wisconsin	67 64
												245	H	Illinois St.	61 59
												254	A	Northern Ky.	52 49
												254	H	Northern Ky.	57 60
												285	H	North Dakota St.	74 38
												307	H	Loyola Chicago	63 41
												325	A	Fort Wayne	60 48
												326	A	Detroit Mercy	70 61
												326	H	Detroit Mercy	90 45
												332	A	Ill.-Chicago	76 53
												332	H	Ill.-Chicago	59 44
												346	A	Chicago St.	84 59

LAST 12 Division I GAMES:															
139	N	Youngstown St.	58 62	23	H	Green Bay	36 65								
190	H	Oakland	75 80	254	H	Northern Ky.	57 60								
326	H	Detroit Mercy	90 45	85	H	Wright St.	59 53								
81	A	IUPUI	67 60	332	H	Ill.-Chicago	59 44								
123	A	Cleveland St.	69 63	81	H	IUPUI	68 70								
139	A	Youngstown St.	85 86	326	A	Detroit Mercy	70 61								

Non-Div I Games:

Milwaukee

Average RPI Win:	146	WON-LOST	WINNING	LAST 10	STRENGTH OF	OPP. STRENGTH	TEAM	ADJ.	CONF.	ADJ CONF.
Average RPI Loss:	59	RECORD	PCT. RANK	GAMES	SCHEDULE	OF SCHEDULE	RPI	RPI	RPI	RPI
DIV. I ONLY	23- 8	50	7- 3	100	29	41	41	3	3	
DIV. I NON-CONF.	11- 2	22	0- 0	307	69	79	79	4	4	
TOTALS	RPI 1-25	RPI 26-50	W-L RECORDS	RPI 51-100	RPI 101-999	RPI 201+				
23- 8	3- 3	1- 1	OVERALL	6- 2	13- 2	9- 0				
13- 2	2- 0	1- 0	HOME	2- 2	8- 0	6- 0				
8- 5	0- 2	0- 1	AWAY	4- 0	4- 2	3- 0				
2- 1	1- 1	0- 0	NEUTRAL	0- 0	1- 0	0- 0				
11- 2	0- 0	0- 0	NON-CONFERENCE	2- 0	9- 2	6- 0				
7- 0	0- 0	0- 0	HOME	0- 0	7- 0	5- 0				
3- 2	0- 0	0- 0	AWAY	2- 0	1- 2	1- 0				
1- 0	0- 0	0- 0	NEUTRAL	0- 0	1- 0	0- 0				
12- 6	3- 3	1- 1	CONFERENCE	4- 2	4- 0	3- 0				
6- 2	2- 0	1- 0	HOME	2- 2	1- 0	1- 0				
5- 3	0- 2	0- 1	AWAY	2- 0	3- 0	2- 0				
1- 1	1- 1	0- 0	NEUTRAL	0- 0	0- 0	0- 0				

RPI S Opponent	Score	RPI S Opponent	Score	RPI S Opponent	Score	RPI S Opponent	Score
6 A Ohio St.	75 91	39 H Michigan	93 87	54 H Indiana	70 82	108 N Wake Forest	93 81
6 N Ohio St.	88 90	40 A Rutgers	70 80	60 H Nebraska	74 79	117 A North Carolina	83 88
17 H Maryland	93 74			62 A Purdue	78 74	147 H Cal Poly	112 68
22 A Iowa	84 92			64 H Michigan St.	83 77	164 A San Diego	69 72
22 H Iowa	77 72			92 A UNLV	79 72	175 A Northwestern	90 63
22 N Iowa	90 89			93 A Penn St.	91 71	200 H Eastern Mich.	80 56
				93 H Penn St.	101 68	205 A Wisconsin	71 61
				99 A Georgetown	73 63	205 H Wisconsin	90 65
						208 H Lehigh	107 73
						209 H Boston College	78 68
						224 H Xavier	74 62
						226 H UC Riverside	101 75
						239 A Illinois	84 75
						281 H VCU	108 63
						334 A Rhode Island	82 60
LAST 12 Division I GAMES:							
6 N Ohio St.	88 90	93 H Penn St.	101 68				
22 N Iowa	90 89	62 A Purdue	78 74				
239 A Illinois	84 75	22 A Iowa	84 92				
54 H Indiana	70 82	205 A Wisconsin	71 61				
17 H Maryland	93 74	22 H Iowa	77 72				
39 H Michigan	93 87	205 H Wisconsin	90 65				

Non-Div I Games:

Minnesota

Average RPI Win:	102	WON-LOST	WINNING	LAST 10	STRENGTH OF	OPP. STRENGTH	TEAM	ADJ.	CONF.	ADJ CONF.
Average RPI Loss:	11	RECORD	PCT. RANK	GAMES	SCHEDULE	OF SCHEDULE	RPI	RPI	RPI	RPI
DIV. I ONLY	32- 1	2	9- 1	27	12	5	5	2	2	
DIV. I NON-CONF.	14- 0	1	0- 0	32	37	4	4	2	2	

TOTALS	RPI 1-25	RPI 26-50	W-L RECORDS	RPI 51-100	RPI 101-999	RPI 201+				
32- 1	7- 1	4- 0	OVERALL	9- 0	12- 0	4- 0				
16- 0	3- 0	1- 0	HOME	5- 0	7- 0	3- 0				
9- 0	2- 0	2- 0	AWAY	2- 0	3- 0	0- 0				
7- 1	2- 1	1- 0	NEUTRAL	2- 0	2- 0	1- 0				
14- 0	2- 0	2- 0	NON-CONFERENCE	5- 0	5- 0	4- 0				
8- 0	1- 0	1- 0	HOME	3- 0	3- 0	3- 0				
1- 0	0- 0	0- 0	AWAY	1- 0	0- 0	0- 0				
5- 0	1- 0	1- 0	NEUTRAL	1- 0	2- 0	1- 0				
18- 1	5- 1	2- 0	CONFERENCE	4- 0	7- 0	0- 0				
8- 0	2- 0	0- 0	HOME	2- 0	4- 0	0- 0				
8- 0	2- 0	2- 0	AWAY	1- 0	3- 0	0- 0				
2- 1	1- 1	0- 0	NEUTRAL	1- 0	0- 0	0- 0				

RPI	S	Opponent	Score	RPI	S	Opponent	Score	RPI	S	Opponent	Score	RPI	S	Opponent	Score
7	H	Oregon	90 79	26	A	Georgia	86 62	55	N	Arizona St.	65 57	101	H	Auburn	82 61
9	A	Tennessee	71 52	28	A	LSU	83 70	57	H	Oklahoma St.	79 76	144	H	Arkansas	111 69
11	H	South Carolina	67 53	31	H	Virginia	68 53	71	H	Maine	83 43	152	A	Vanderbilt	95 50
11	N	South Carolina	51 62	37	N	Syracuse	76 65	86	A	Kentucky	85 63	160	N	Louisiana	94 37
15	H	Texas A&M	76 55					86	H	Kentucky	74 55	167	A	Ole Miss	69 49
15	N	Texas A&M	70 55					86	N	Kentucky	81 58	167	H	Ole Miss	76 45
23	N	Green Bay	67 46					92	A	UNLV	103 63	178	A	Florida	98 50
24	A	Missouri	57 53					94	H	Alabama	75 61	178	H	Florida	90 53
								96	H	Little Rock	86 48	211	N	Columbia	90 54
												214	H	Southern Miss.	91 56
												306	H	Georgia St.	106 50
												340	H	Mississippi Val.	112 36

LAST 12 Division I GAMES:															
		11 N South Carolina	51 62			152 A Vanderbilt	95 50								
		15 N Texas A&M	70 55			86 H Kentucky	74 55								
		86 N Kentucky	81 58			178 A Florida	98 50								
		86 A Kentucky	85 63			11 H South Carolina	67 53								
		101 H Auburn	82 61			24 A Missouri	57 53								
		15 H Texas A&M	76 55			167 A Ole Miss	69 49								

Non-Div I Games:

Mississippi St.

Average RPI	Win: 294	WON-LOST RECORD	WINNING PCT. RANK	LAST 10 GAMES	STRENGTH OF SCHEDULE	OPP. STRENGTH OF SCHEDULE	TEAM RPI	ADJ. RPI	CONF. RPI	ADJ CONF. RPI
Average RPI	Loss: 212									
DIV. I ONLY	2- 28	345	1- 9	227	338	340	340	32	32	
DIV. I NON-CONF.	0- 12	337	0- 0	43	179	285	285	32	32	

TOTALS	RPI 1-25	RPI 26-50	W-L RECORDS	RPI 51-100	RPI 101-999	RPI 201+				
2- 28	0- 1	0- 1	OVERALL	0- 4	2- 22	2- 19				
1- 9	0- 0	0- 0	HOME	0- 0	1- 9	1- 8				
1- 14	0- 0	0- 0	AWAY	0- 0	1- 3	1- 2				
0- 5	0- 0	0- 1	NEUTRAL	0- 2	0- 2	0- 2				
0- 12	0- 1	0- 1	NON-CONFERENCE	0- 4	0- 6	0- 5				
0- 1	0- 0	0- 0	HOME	0- 0	0- 1	0- 1				
0- 6	0- 1	0- 0	AWAY	0- 2	0- 3	0- 2				
0- 5	0- 0	0- 1	NEUTRAL	0- 2	0- 2	0- 2				
2- 16	0- 0	0- 0	CONFERENCE	0- 0	2- 16	2- 14				
1- 8	0- 0	0- 0	HOME	0- 0	1- 8	1- 7				
1- 8	0- 0	0- 0	AWAY	0- 0	1- 8	1- 7				
0- 0	0- 0	0- 0	NEUTRAL	0- 0	0- 0	0- 0				

RPI 1-25				RPI 26-50				RPI 51-100				RPI 101+ Team's RPI: 340			
RPI	S	Opponent	Score	RPI	S	Opponent	Score	RPI	S	Opponent	Score	RPI	S	Opponent	Score
5	A	Mi ssi ssi ppi St.	36 112	34	N	Dayton	46 65	56	A	Western Ky.	48 87	141	A	Colorado	48 85
								64	N	Michigan St.	64 83	179	A	Southern U.	58 66
								70	A	UAB	72 87	179	H	Southern U.	54 70
								72	N	Drake	60 96	214	A	Southern Mi ss.	69 84
												216	A	Grambl ing	55 64
												216	H	Grambl ing	62 64
												218	H	Ni choll s St.	57 62
												228	A	Texas Southern	39 55
												228	H	Texas Southern	53 72
												243	A	Prai rie Vi ew	73 78
												243	H	Prai rie Vi ew	74 75
												259	N	UTSA	55 68
												276	N	Massachusetts	46 85
												292	A	Al corn	62 61
												292	H	Al corn	70 76
												294	A	Murray St.	63 64
												296	A	Jackson St.	67 68
												296	H	Jackson St.	72 61
												310	A	Al abama A&M	48 65
												310	H	Al abama A&M	49 57
												314	A	Al abama St.	41 76
												314	H	Al abama St.	62 70
												331	A	Ark. -Pi ne Bl uff	64 79
												331	H	Ark. -Pi ne Bl uff	59 64
LAST 12 Di vi si on I GAMES:															
331	A	Ark. -Pi ne Bl uff	64 79	292	A	Al corn	62 61								
216	A	Grambl ing	55 64	310	H	Al abama A&M	49 57								
296	A	Jackson St.	67 68	314	H	Al abama St.	62 70								
243	H	Prai rie Vi ew	74 75	216	H	Grambl ing	62 64								
228	H	Texas Southern	53 72	296	H	Jackson St.	72 61								
179	A	Southern U.	58 66	243	A	Prai rie Vi ew	73 78								

Non-Di v I Games:

Average RPI Win:	130	WON-LOST	WINNING	LAST 10	STRENGTH OF	OPP. STRENGTH	TEAM	ADJ.	CONF.	ADJ CONF.
Average RPI Loss:	24	RECORD	PCT. RANK	GAMES	SCHEDULE	OF SCHEDULE	RPI	RPI	RPI	RPI
DIV. I ONLY	24- 7	37	7- 3	42	20	24	24	2	2	
DIV. I NON-CONF.	12- 1	6	0- 0	80	64	14	14	2	2	

TOTALS	RPI 1-25	RPI 26-50	W-L RECORDS	RPI 51-100	RPI 101-999	RPI 201+				
24- 7	2- 3	2- 3	OVERALL	6- 1	14- 0	4- 0				
12- 2	2- 1	0- 1	HOME	3- 0	7- 0	2- 0				
7- 3	0- 2	1- 1	AWAY	2- 0	4- 0	0- 0				
5- 2	0- 0	1- 1	NEUTRAL	1- 1	3- 0	2- 0				
12- 1	0- 0	2- 0	NON-CONFERENCE	4- 1	6- 0	4- 0				
6- 0	0- 0	0- 0	HOME	2- 0	4- 0	2- 0				
2- 0	0- 0	1- 0	AWAY	1- 0	0- 0	0- 0				
4- 1	0- 0	1- 0	NEUTRAL	1- 1	2- 0	2- 0				
12- 6	2- 3	0- 3	CONFERENCE	2- 0	8- 0	0- 0				
6- 2	2- 1	0- 1	HOME	1- 0	3- 0	0- 0				
5- 3	0- 2	0- 1	AWAY	1- 0	4- 0	0- 0				
1- 1	0- 0	0- 1	NEUTRAL	0- 0	1- 0	0- 0				

RPI	S	Opponent	Score	RPI	S	Opponent	Score	RPI	S	Opponent	Score	RPI	S	Opponent	Score
5	H	Mississippi St.	53 57	26	A	Georgia	50 62	54	N	Indiana	75 55	101	A	Auburn	59 51
9	H	Tennessee	77 73	26	N	Georgia	41 55	56	N	Western Ky.	76 79	121	H	Saint Louis	70 58
11	A	South Carolina	54 64	28	H	LSU	65 69	85	H	Wright St.	82 80	144	A	Arkansas	84 58
11	H	South Carolina	83 74	36	N	Quinnipiac	66 51	86	H	Kentucky	83 78	144	H	Arkansas	88 54
15	A	Texas A&M	63 82	44	A	California	55 52	88	H	Kansas St.	73 59	152	A	Vanderbilt	81 70
								94	A	Alabama	62 56	152	H	Vanderbilt	83 68
								95	A	Missouri St.	69 59	163	H	SIUE	78 48
												167	A	Ole Miss	67 48
												167	N	Ole Miss	59 50
												178	H	Florida	66 64
												224	N	Xavier	74 48
												233	H	New Orleans	81 45
												239	H	Illinois	72 55
												322	N	Coppin St.	73 50

LAST 12 Division I GAMES:															
26	N	Georgia	41 55	144	A	Arkansas	84 58								
167	N	Ole Miss	59 50	86	H	Kentucky	83 78								
15	A	Texas A&M	63 82	178	H	Florida	66 64								
152	H	Vanderbilt	83 68	5	H	Mississippi St.	53 57								
9	H	Tennessee	77 73	11	A	South Carolina	54 64								
101	A	Auburn	59 51	26	A	Georgia	50 62								

Non-Div I Games:

Missouri

Average RPI Win:	244	WON-LOST	WINNING	LAST 10	STRENGTH OF	OPP. STRENGTH	TEAM	ADJ.	CONF.	ADJ CONF.
Average RPI Loss:	78	RECORD	PCT. RANK	GAMES	SCHEDULE	OF SCHEDULE	RPI	RPI	RPI	RPI
DIV. I ONLY	19- 10	87	9- 1	147	223	95	95	24	24	
DIV. I NON-CONF.	3- 7	254	0- 0	13	47	152	152	21	21	

TOTALS	RPI 1-25	RPI 26-50	W-L RECORDS	RPI 51-100	RPI 101-999	RPI 201+				
19- 10	0- 2	0- 1	OVERALL	0- 5	19- 2	13- 0				
11- 2	0- 1	0- 0	HOME	0- 1	11- 0	6- 0				
7- 6	0- 0	0- 1	AWAY	0- 3	7- 2	6- 0				
1- 2	0- 1	0- 0	NEUTRAL	0- 1	1- 0	1- 0				
3- 7	0- 2	0- 1	NON-CONFERENCE	0- 3	3- 1	0- 0				
3- 1	0- 1	0- 0	HOME	0- 0	3- 0	0- 0				
0- 4	0- 0	0- 1	AWAY	0- 2	0- 1	0- 0				
0- 2	0- 1	0- 0	NEUTRAL	0- 1	0- 0	0- 0				
16- 3	0- 0	0- 0	CONFERENCE	0- 2	16- 1	13- 0				
8- 1	0- 0	0- 0	HOME	0- 1	8- 0	6- 0				
7- 2	0- 0	0- 0	AWAY	0- 1	7- 1	6- 0				
1- 0	0- 0	0- 0	NEUTRAL	0- 0	1- 0	1- 0				

RPI 1-25				RPI 26-50				RPI 51-100 Team's RPI: 95				RPI 101+			
RPI	S	Opponent	Score	RPI	S	Opponent	Score	RPI	S	Opponent	Score	RPI	S	Opponent	Score
3	N	Baylor	58 100	45	A	Bail St.	58 70	61	N	Penn	60 65	128	A	UNI	57 52
24	H	Missouri	59 69					72	A	Drake	65 84	128	H	UNI	62 52
								72	H	Drake	68 80	150	A	Wichi ta St.	58 72
								94	A	Alabama	61 65	150	H	Wichi ta St.	94 71
								96	A	Little Rock	51 63	162	A	Southern Ill.	69 71
												162	H	Southern Ill.	79 61
												173	H	Oral Roberts	76 66
												175	H	Northwestern	90 59
												245	A	Illinois St.	56 50
												245	H	Illinois St.	75 58
												264	A	Indiana St.	77 63
												264	H	Indiana St.	69 56
												269	A	Bradley	71 65
												269	H	Bradley	74 54
												269	N	Bradley	76 68
												290	A	Valparaiso	66 60
												290	H	Valparaiso	83 60
												307	A	Loyola Chi cago	69 58
												307	H	Loyola Chi cago	75 36
												349	A	Evansville	95 65
												349	H	Evansville	97 51
LAST 12 Division I GAMES:															
269	N	Bradley	76 68	245	H	Illinois St.	75 58	269	H	Bradley	74 54	72	A	Drake	65 84
264	H	Indiana St.	69 56	269	H	Bradley	74 54	128	A	UNI	57 52	162	A	Southern Ill.	69 71
349	H	Evansville	97 51	72	A	Drake	65 84	307	H	Loyola Chi cago	75 36				
162	H	Southern Ill.	79 61												
290	A	Valparaiso	66 60												
307	A	Loyola Chi cago	69 58												

Non-Div I Games: Central Mo. 62 36

Missouri St.

Average RPI Win:	282	WON-LOST	WINNING	LAST 10	STRENGTH OF	OPP. STRENGTH	TEAM	ADJ.	CONF.	ADJ CONF.
Average RPI Loss:	167	RECORD	PCT. RANK	GAMES	SCHEDULE	OF SCHEDULE	RPI	RPI	RPI	RPI
DIV. I ONLY	10- 21	268	4- 6	214	299	284	284	28	28	
DIV. I NON-CONF.	2- 9	295	0- 0	48	285	248	248	25	25	

TOTALS	RPI 1-25	RPI 26-50	W-L RECORDS	RPI 51-100	RPI 101-999	RPI 201+				
10- 21	0- 0	0- 3	OVERALL	0- 5	10- 13	10- 9				
7- 7	0- 0	0- 1	HOME	0- 3	7- 3	7- 2				
1- 13	0- 0	0- 1	AWAY	0- 2	1- 10	1- 7				
2- 1	0- 0	0- 1	NEUTRAL	0- 0	2- 0	2- 0				
2- 9	0- 0	0- 0	NON-CONFERENCE	0- 5	2- 4	2- 2				
1- 4	0- 0	0- 0	HOME	0- 3	1- 1	1- 1				
0- 5	0- 0	0- 0	AWAY	0- 2	0- 3	0- 1				
1- 0	0- 0	0- 0	NEUTRAL	0- 0	1- 0	1- 0				
8- 12	0- 0	0- 3	CONFERENCE	0- 0	8- 9	8- 7				
6- 3	0- 0	0- 1	HOME	0- 0	6- 2	6- 1				
1- 8	0- 0	0- 1	AWAY	0- 0	1- 7	1- 6				
1- 1	0- 0	0- 1	NEUTRAL	0- 0	1- 0	1- 0				

RPI	S	Opponent	Score	RPI	S	Opponent	Score	RPI	S	Opponent	Score	RPI	S	Opponent	Score
36	A	Quinnipiac	57 77	65	H	Virginia Tech	34 84	134	A	Robert Morris	38 56				
36	H	Quinnipiac	55 76	73	A	Navy	49 73	159	A	Marist	46 69				
36	N	Quinnipiac	44 83	78	H	George Washington	45 59	159	H	Marist	57 85				
				82	H	Albany (NY)	44 68	168	A	Clemson	54 57				
				98	A	Jacksonville	65 74	202	A	Siena	41 44				
								208	H	Lehigh	57 75				
								231	A	Niagara	65 68				
								231	H	Niagara	65 63				
								237	N	North Florida	67 57				
								248	H	Sacred Heart	69 64				
								253	H	Rider	63 56				
								265	A	Manhattan	53 63				
								265	H	Manhattan	63 59				
								272	A	Fairfield	55 61				
								272	H	Fairfield	73 65				
								282	A	Fairleigh Dickinson	61 78				
								286	A	Canisius	50 62				
								286	H	Canisius	48 60				
								286	N	Canisius	61 58				
								342	A	Iona	62 56				
								342	H	Iona	68 56				
								347	A	Saint Peter's	47 67				
								347	H	Saint Peter's	51 44				

LAST 12 Division I GAMES:															
36	N	Quinnipiac	44 83	265	H	Manhattan	63 59								
286	N	Canisius	61 58	231	H	Niagara	65 63								
36	A	Quinnipiac	57 77	159	H	Marist	57 85								
272	H	Fairfield	73 65	202	A	Siena	41 44								
231	A	Niagara	65 68	253	H	Rider	63 56								
286	A	Canisius	50 62	265	A	Manhattan	53 63								

Non-Div I Games:

Monmouth

Average RPI Win:	254	WON-LOST	WINNING	LAST 10	STRENGTH OF	OPP. STRENGTH	TEAM	ADJ.	CONF.	ADJ CONF.
Average RPI Loss:	125	RECORD	PCT. RANK	GAMES	SCHEDULE	OF SCHEDULE	RPI	RPI	RPI	RPI
DIV. I ONLY	13- 17	215	3- 7	222	155	235	235	19	19	
DIV. I NON-CONF.	3- 7	254	0- 0	103	180	258	258	13	13	

TOTALS	RPI 1-25	RPI 26-50	W-L RECORDS	RPI 51-100	RPI 101-999	RPI 201+				
13- 17	0- 1	0- 4	OVERALL	0- 2	13- 10	11- 4				
9- 6	0- 0	0- 2	HOME	0- 1	9- 3	7- 1				
3- 8	0- 0	0- 1	AWAY	0- 1	3- 6	3- 2				
1- 3	0- 1	0- 1	NEUTRAL	0- 0	1- 1	1- 1				
3- 7	0- 1	0- 1	NON-CONFERENCE	0- 2	3- 3	2- 2				
3- 3	0- 0	0- 1	HOME	0- 1	3- 1	2- 1				
0- 2	0- 0	0- 0	AWAY	0- 1	0- 1	0- 0				
0- 2	0- 1	0- 0	NEUTRAL	0- 0	0- 1	0- 1				
10- 10	0- 0	0- 3	CONFERENCE	0- 0	10- 7	9- 2				
6- 3	0- 0	0- 1	HOME	0- 0	6- 2	5- 0				
3- 6	0- 0	0- 1	AWAY	0- 0	3- 5	3- 2				
1- 1	0- 0	0- 1	NEUTRAL	0- 0	1- 0	1- 0				

RPI 1-25				RPI 26-50				RPI 51-100				RPI 101+ Team's RPI: 235			
RPI	S	Opponent	Score	RPI	S	Opponent	Score	RPI	S	Opponent	Score	RPI	S	Opponent	Score
25	N	Marquette	68 87	32	H	Gonzaga	55 70	76	A	Wyoming	62 67	118	H	SFA	60 52
				33	A	Northern Colo.	50 68	86	H	Kentucky	54 71	127	A	Portland St.	53 70
				33	H	Northern Colo.	58 64					127	H	Portland St.	69 53
				33	N	Northern Colo.	69 78					138	H	Idaho	56 67
												142	A	Idaho St.	60 72
												145	A	Fresno St.	58 61
												149	H	Eastern Wash.	72 75
												151	A	Weber St.	73 89
												203	A	North Dakota	54 43
												203	H	North Dakota	53 51
												206	H	Seattle U	64 78
												212	A	Montana St.	64 81
												212	H	Montana St.	87 63
												264	N	Indiana St.	45 57
												273	A	Sacramento St.	64 79
												273	H	Sacramento St.	68 59
												273	N	Sacramento St.	87 80
												302	H	Long Beach St.	67 60
												305	A	Northern Ariz.	69 52
												305	H	Northern Ariz.	70 62
												319	H	Cal St. Fullerton	68 47
												329	A	Southern Utah	74 65
												329	H	Southern Utah	81 71

LAST 12 Division I GAMES:															
				33	N	Northern Colo.	69 78	149	H	Eastern Wash.	72 75				
				273	N	Sacramento St.	87 80	273	A	Sacramento St.	64 79				
				142	A	Idaho St.	60 72	127	A	Portland St.	53 70				
				151	A	Weber St.	73 89	203	H	North Dakota	53 51				
				212	H	Montana St.	87 63	33	H	Northern Colo.	58 64				
				138	H	Idaho	56 67	305	A	Northern Ariz.	69 52				

Non-Div I Games: Rocky Mountain 54 38

Montana

Average RPI Win:	235	WON-LOST	WINNING	LAST 10	STRENGTH OF	OPP. STRENGTH	TEAM	ADJ.	CONF.	ADJ CONF.
Average RPI Loss:	156	RECORD	PCT. RANK	GAMES	SCHEDULE	OF SCHEDULE	RPI	RPI	RPI	RPI
DIV. I ONLY	14- 15	188	3- 7	287	168	212	212	19	19	
DIV. I NON-CONF.	4- 5	202	0- 0	212	251	186	186	13	13	

TOTALS	RPI 1-25	RPI 26-50	W-L RECORDS	RPI 51-100	RPI 101-999	RPI 201+				
14- 15	0- 0	0- 3	OVERALL	1- 0	13- 12	10- 5				
8- 3	0- 0	0- 1	HOME	1- 0	7- 2	5- 0				
4- 10	0- 0	0- 2	AWAY	0- 0	4- 8	3- 5				
2- 2	0- 0	0- 0	NEUTRAL	0- 0	2- 2	2- 0				
4- 5	0- 0	0- 1	NON-CONFERENCE	1- 0	3- 4	2- 2				
2- 0	0- 0	0- 0	HOME	1- 0	1- 0	0- 0				
1- 4	0- 0	0- 1	AWAY	0- 0	1- 3	1- 2				
1- 1	0- 0	0- 0	NEUTRAL	0- 0	1- 1	1- 0				
10- 10	0- 0	0- 2	CONFERENCE	0- 0	10- 8	8- 3				
6- 3	0- 0	0- 1	HOME	0- 0	6- 2	5- 0				
3- 6	0- 0	0- 1	AWAY	0- 0	3- 5	2- 3				
1- 1	0- 0	0- 0	NEUTRAL	0- 0	1- 1	1- 0				

RPI	S	Opponent	Score	RPI	S	Opponent	Score	RPI	S	Opponent	Score	RPI	S	Opponent	Score
33	A	Northern Colo.	69 82	33	H	Northern Colo.	63 78	76	H	Wyoming	50 46	118	H	SFA	59 54
49	A	Southern California	47 98									127	A	Portland St.	53 62
												127	H	Portland St.	60 69
												138	H	Idaho	77 95
												138	N	Idaho	74 78
												142	A	Idaho St.	61 60
												149	H	Eastern Wash.	77 74
												151	A	Weber St.	69 85
												157	A	BYU	54 75
												174	N	Nevada	53 67
												203	A	North Dakota	70 79
												203	H	North Dakota	72 56
												203	N	North Dakota	68 58
												235	A	Montana	63 87
												235	H	Montana	81 64
												241	A	Omaha	53 64
												255	A	Hawaii	75 81
												273	A	Sacramento St.	77 88
												273	H	Sacramento St.	85 50
												302	A	Long Beach St.	62 51
												305	A	Northern Ariz.	78 56
												305	H	Northern Ariz.	81 39
												316	N	Utah St.	64 52
												329	A	Southern Utah	63 57
												329	H	Southern Utah	91 71

LAST 12 Division I GAMES:															
138	N	Idaho	74 78	138	H	Idaho	77 95								
203	N	North Dakota	68 58	127	A	Portland St.	53 62								
151	A	Weber St.	69 85	273	A	Sacramento St.	77 88								
142	A	Idaho St.	61 60	33	H	Northern Colo.	63 78								
235	A	Montana	63 87	203	H	North Dakota	72 56								
149	H	Eastern Wash.	77 74	329	A	Southern Utah	63 57								

Non-Div I Games: Mont. St. Billings 67 47 Providence (MT) 66 31

Montana St.

Loss, Non-Conf, S Site, H Home A Away N Neutral

Average RPI Win: 274		WON-LOST RECORD	WINNING PCT. RANK	LAST 10 GAMES	STRENGTH OF SCHEDULE	OPP. STRENGTH OF SCHEDULE	TEAM RPI	ADJ. RPI	CONF. RPI	ADJ CONF. RPI
Average RPI Loss: 155										
DIV. I ONLY		19- 11	94	6- 4	331	272	191	191	25	25
DIV. I NON-CONF.		7- 4	102	0- 0	337	294	220	220	27	27
TOTALS		RPI 1-25	RPI 26-50	W-L RECORDS		RPI 51-100	RPI 101-999	RPI 201+		
19- 11	0- 0		0- 0	OVERALL		0- 4	19- 7	16- 3		
8- 5	0- 0		0- 0	HOME		0- 1	8- 4	6- 2		
11- 5	0- 0		0- 0	AWAY		0- 0	11- 0	10- 0		
0- 1	0- 0		0- 0	NEUTRAL		0- 0	0- 1	0- 0		
7- 4	0- 0		0- 0	NON-CONFERENCE		0- 2	7- 2	6- 2		
2- 2	0- 0		0- 0	HOME		0- 0	2- 2	1- 2		
5- 2	0- 0		0- 0	AWAY		0- 2	5- 0	5- 0		
0- 0	0- 0		0- 0	NEUTRAL		0- 0	0- 0	0- 0		
12- 7	0- 0		0- 0	CONFERENCE		0- 2	12- 5	10- 1		
6- 3	0- 0		0- 0	HOME		0- 1	6- 2	5- 0		
6- 3	0- 0		0- 0	AWAY		0- 1	6- 2	5- 1		
0- 1	0- 0		0- 0	NEUTRAL		0- 0	0- 1	0- 0		

RPI 1-25			
RPI	S	Opponent	Score
<hr/>			
RPI 26-50			
RPI	S	Opponent	Score
<hr/>			
RPI 51-100			
RPI	S	Opponent	Score
58	A	Belmont	56 80
58	H	Belmont	62 83
63	A	West Virginia	56 66
86	A	Kentucky	53 86
<hr/>			
Team's RPI: 191			
RPI	S	Opponent	Score
158	A	UT Martin	81 76
158	H	UT Martin	88 75
162	H	Southern Ill.	85 81
163	H	SIUE	51 66
166	A	Jacksonville St.	64 70
166	H	Jacksonville St.	65 67
166	N	Jacksonville St.	56 69
227	H	Gardner-Webb	60 68
230	A	Southeast Mo. St.	59 56
230	H	Southeast Mo. St.	60 58
237	H	North Florida	56 61
250	A	Austin Peay	66 59
258	A	Lipscomb	75 55
273	H	Sacramento St.	75 71
274	A	St. Francis Brooklyn	73 59
286	A	Canisius	76 52
294	A	Murray St.	82 80
312	A	Tennessee Tech	74 67
312	H	Tennessee Tech	53 51
315	A	Eastern Ky.	56 59
315	H	Eastern Ky.	62 51
330	A	Tennessee St.	71 69
330	H	Tennessee St.	97 81
345	H	Eastern Ill.	89 81
346	A	Chicago St.	79 40
349	A	Evansville	82 75

Non-Div I Games:	Brescia	120	41	Ky. Christian	115	39
------------------	---------	-----	----	---------------	-----	----

Morehead St.

Loss, Non-Conf, S Site, H Home A Away N Neutral

Average RPI Win: 312
Average RPI Loss: 184

WON-LOST
RECORD

WINNING
PCT. RANK

LAST 10
GAMES

STRENGTH OF
SCHEDULE

OPP. STRENGTH
OF SCHEDULE

TEAM
RPI

ADJ.
RPI

CONF.
RPI

ADJ CONF.
RPI

DIV. I ONLY	14- 15	188	5- 5	347	300	271	271	30	30
DIV. I NON-CONF.	5- 6	187	0- 0	280	182	205	205	30	30

TOTALS	RPI 1-25	RPI 26-50	W-L RECORDS	RPI 51-100	RPI 101-999	RPI 201+			
14- 15	0- 1	0- 2	OVERALL	0- 1	14- 11	14- 6			
8- 3	0- 0	0- 0	HOME	0- 0	8- 3	8- 2			
5- 10	0- 0	0- 0	AWAY	0- 0	5- 0	5- 0			
1- 2	0- 1	0- 0	NEUTRAL	0- 0	1- 1	1- 0			
5- 6	0- 1	0- 2	NON-CONFERENCE	0- 1	5- 2	5- 1			
3- 0	0- 0	0- 0	HOME	0- 0	3- 0	3- 0			
2- 5	0- 0	0- 2	AWAY	0- 1	2- 2	2- 1			
0- 1	0- 1	0- 0	NEUTRAL	0- 0	0- 0	0- 0			
9- 9	0- 0	0- 0	CONFERENCE	0- 0	9- 9	9- 5			
5- 3	0- 0	0- 0	HOME	0- 0	5- 3	5- 2			
3- 5	0- 0	0- 0	AWAY	0- 0	3- 5	3- 3			
1- 1	0- 0	0- 0	NEUTRAL	0- 0	1- 1	1- 0			

RPI 1-25				RPI 26-50				RPI 51-100				RPI 101+				Team's RPI: 271
RPI	S	Opponent	Score	RPI	S	Opponent	Score	RPI	S	Opponent	Score	RPI	S	Opponent	Score	
22	N	Iowa	46 90	34	A	Dayton	52 88	63	A	West Virginia	41 84	116	A	Colorado St.	44 60	
				37	A	Syracuse	68 95					129	H	Bethune-Cookman	57 64	
												154	A	Hampton	60 63	
												154	N	Hampton	57 66	
												165	A	N. C. A&T	60 67	
												217	A	Norfolk St.	55 53	
												267	H	UMES	63 50	
												268	H	Howard	61 68	
												287	A	Central Conn. St.	61 41	
												293	H	Mt. St. Mary's	75 67	
												300	H	FIU	62 51	
												311	A	Marshall	68 73	
												317	H	South Carolina St.	65 55	
												321	A	N. C. Central	57 60	
												322	A	Coppin St.	53 55	
												322	H	Coppin St.	73 59	
												322	N	Coppin St.	58 51	
												333	A	Delaware St.	56 60	
												333	H	Delaware St.	54 62	
												336	A	Florida A&M	59 44	
												336	H	Florida A&M	61 56	
												339	H	NJIT	55 43	
												341	A	Savannah St.	70 41	
												341	H	Savannah St.	73 67	
												348	A	UMass Lowell	65 59	
LAST 12 Division I GAMES:																
				154	N	Hampton	57 66	336	A	Florida A&M	59 44					
				322	N	Coppin St.	58 51	341	A	Savannah St.	70 41					
				333	A	Delaware St.	56 60	268	H	Howard	61 68					
				322	H	Coppin St.	73 59	217	A	Norfolk St.	55 53					
				154	A	Hampton	60 63	317	H	South Carolina St.	65 55					
				129	H	Bethune-Cookman	57 64	333	H	Delaware St.	54 62					

Non-Div I Games: Cheyney 123 53 Lincoln (PA) 60 41

Morgan St.

Loss, Non-Conf, S Site, H Home A Away N Neutral

Average RPI Win:	280	WON-LOST	WINNING	LAST 10	STRENGTH OF	OPP. STRENGTH	TEAM	ADJ.	CONF.	ADJ CONF.
Average RPI Loss:	211	RECORD	PCT. RANK	GAMES	SCHEDULE	OF SCHEDULE	RPI	RPI	RPI	RPI
DIV. I ONLY	9- 20	271	3- 7	288	309	293	293	29	29	
DIV. I NON-CONF.	3- 8	268	0- 0	229	247	264	264	29	29	

TOTALS	RPI 1-25	RPI 26-50	W-L RECORDS	RPI 51-100	RPI 101-999	RPI 201+				
9- 20	0- 2	0- 0	OVERALL	0- 0	9- 18	9- 14				
5- 7	0- 0	0- 0	HOME	0- 0	5- 7	5- 5				
4- 13	0- 0	0- 0	AWAY	0- 0	4- 0	4- 0				
0- 0	0- 0	0- 0	NEUTRAL	0- 0	0- 0	0- 0				
3- 8	0- 2	0- 0	NON-CONFERENCE	0- 0	3- 6	3- 6				
2- 1	0- 0	0- 0	HOME	0- 0	2- 1	2- 1				
1- 7	0- 2	0- 0	AWAY	0- 0	1- 5	1- 5				
0- 0	0- 0	0- 0	NEUTRAL	0- 0	0- 0	0- 0				
6- 12	0- 0	0- 0	CONFERENCE	0- 0	6- 12	6- 8				
3- 6	0- 0	0- 0	HOME	0- 0	3- 6	3- 4				
3- 6	0- 0	0- 0	AWAY	0- 0	3- 6	3- 4				
0- 0	0- 0	0- 0	NEUTRAL	0- 0	0- 0	0- 0				

RPI 1-25				RPI 26-50				RPI 51-100				RPI 101+ Team's RPI: 293			
RPI	S	Opponent	Score	RPI	S	Opponent	Score	RPI	S	Opponent	Score	RPI	S	Opponent	Score
2	A	Notre Dame	65 121									109	A	Saint Francis (PA)	88 92
17	A	Maryland	57 97									109	H	Saint Francis (PA)	69 79
												134	A	Robert Morris	54 66
												134	H	Robert Morris	68 77
												208	A	Lehigh	71 75
												224	A	Xavier	45 66
												227	H	Gardner-Webb	67 75
												236	H	Loyola Maryland	71 63
												248	A	Sacred Heart	44 56
												248	H	Sacred Heart	52 82
												253	H	Rider	82 78
												261	A	LIU Brooklyn	48 53
												261	H	LIU Brooklyn	59 61
												267	A	UMES	66 63
												271	A	Morgan St.	67 75
												272	A	Fairfield	65 76
												274	A	St. Francis Brooklyn	73 82
												274	H	St. Francis Brooklyn	56 75
												282	A	Fairleigh Dickinson	55 53
												282	H	Fairleigh Dickinson	55 52
												287	A	Central Conn. St.	68 56
												287	H	Central Conn. St.	76 56
												298	A	Bryant	68 63
												298	H	Bryant	64 67
												322	A	Coppin St.	54 68
												328	A	Wagner	68 69
												328	H	Wagner	79 56

LAST 12 Division I GAMES:															
134	A	Robert Morris	54 66	282	A	Fairleigh Dickinson	55 53	274	H	St. Francis Brooklyn	56 75				
109	H	Saint Francis (PA)	69 79	261	H	LIU Brooklyn	59 61	328	H	Wagner	79 56				
328	A	Wagner	68 69	134	H	Robert Morris	68 77	109	A	Saint Francis (PA)	88 92				
287	H	Central Conn. St.	76 56												
298	H	Bryant	64 67												
248	A	Sacred Heart	44 56												

Non-Div I Games:

Mt. St. Mary's

Average RPI Win:	302	WON-LOST	WINNING	LAST 10	STRENGTH OF	OPP. STRENGTH	TEAM	ADJ.	CONF.	ADJ CONF.
Average RPI Loss:	171	RECORD	PCT. RANK	GAMES	SCHEDULE	OF SCHEDULE	RPI	RPI	RPI	RPI
DIV. I ONLY	10- 19	249	4- 6	314	263	294	294	25	25	
DIV. I NON-CONF.	3- 7	254	0- 0	323	209	306	306	27	27	

TOTALS	RPI 1-25	RPI 26-50	W-L RECORDS	RPI 51-100	RPI 101-999	RPI 201+				
10- 19	0- 1	0- 0	OVERALL	0- 3	10- 15	10- 6				
6- 7	0- 0	0- 0	HOME	0- 0	6- 7	6- 1				
4- 11	0- 1	0- 0	AWAY	0- 2	4- 8	4- 5				
0- 1	0- 0	0- 0	NEUTRAL	0- 1	0- 0	0- 0				
3- 7	0- 1	0- 0	NON-CONFERENCE	0- 1	3- 5	3- 3				
2- 2	0- 0	0- 0	HOME	0- 0	2- 2	2- 0				
1- 5	0- 1	0- 0	AWAY	0- 1	1- 3	1- 3				
0- 0	0- 0	0- 0	NEUTRAL	0- 0	0- 0	0- 0				
7- 12	0- 0	0- 0	CONFERENCE	0- 2	7- 10	7- 3				
4- 5	0- 0	0- 0	HOME	0- 0	4- 5	4- 1				
3- 6	0- 0	0- 0	AWAY	0- 1	3- 5	3- 2				
0- 1	0- 0	0- 0	NEUTRAL	0- 1	0- 0	0- 0				

RPI 1-25				RPI 26-50				RPI 51-100				RPI 101+ Team's RPI: 294			
RPI	S	Opponent	Score	RPI	S	Opponent	Score	RPI	S	Opponent	Score	RPI	S	Opponent	Score
4	A	Louisville	51 115					58	A	Belmont	65 70	107	H	ETSU	68 96
								58	N	Belmont	64 88	130	H	Butler	59 88
								94	A	Alabama	47 68	158	A	UT Martin	67 85
												158	H	UT Martin	80 97
												163	A	SIUE	68 77
												163	H	SIUE	70 75
												166	A	Jacksonville St.	65 97
												166	H	Jacksonville St.	55 59
												191	H	Morehead St.	80 82
												220	A	UNCG	63 52
												230	A	Southeast Mo. St.	70 80
												230	H	Southeast Mo. St.	74 85
												250	A	Austin Peay	69 75
												250	H	Austin Peay	91 65
												254	H	Northern Ky.	98 87
												258	A	Lipscomb	64 65
												310	A	Alabama A&M	54 71
												312	A	Tennessee Tech	72 63
												312	H	Tennessee Tech	80 73
												315	H	Eastern Ky.	75 68
												330	A	Tennessee St.	85 73
												340	H	Mississippi Val.	64 63
												345	A	Eastern Ill.	70 63
												345	H	Eastern Ill.	72 61
												349	A	Evansville	81 89

LAST 12 Division I GAMES:															
				58	N	Belmont	64 88	250	H	Austin Peay	91 65				
				250	A	Austin Peay	69 75	158	A	UT Martin	67 85				
				345	A	Eastern Ill.	70 63	230	A	Southeast Mo. St.	70 80				
				312	H	Tennessee Tech	80 73	315	H	Eastern Ky.	75 68				
				166	H	Jacksonville St.	55 59	191	H	Morehead St.	80 82				
				163	A	SIUE	68 77	330	A	Tennessee St.	85 73				

Non-Div I Games: Bethel (TN) 81 76

Murray St.

Loss,
Non-Conf,
S Site,
H Home
A Away
N Neutral

Average RPI Win:	316	WON-LOST	WINNING	LAST 10	STRENGTH OF	OPP. STRENGTH	TEAM	ADJ.	CONF.	ADJ CONF.
Average RPI Loss:	208	RECORD	PCT. RANK	GAMES	SCHEDULE	OF SCHEDULE	RPI	RPI	RPI	RPI
DIV. I ONLY	8- 21	281	4- 6	321	336	321	321	30	30	
DIV. I NON-CONF.	1- 11	331	0- 0	257	286	340	340	30	30	

TOTALS	RPI 1-25	RPI 26-50	W-L RECORDS	RPI 51-100	RPI 101-999	RPI 201+				
8- 21	0- 0	0- 2	OVERALL	0- 0	8- 19	8- 12				
5- 6	0- 0	0- 1	HOME	0- 0	5- 5	5- 3				
3- 14	0- 0	0- 1	AWAY	0- 0	3- 13	3- 8				
0- 1	0- 0	0- 0	NEUTRAL	0- 0	0- 1	0- 1				
1- 11	0- 0	0- 2	NON-CONFERENCE	0- 0	1- 9	1- 6				
1- 2	0- 0	0- 1	HOME	0- 0	1- 1	1- 1				
0- 9	0- 0	0- 1	AWAY	0- 0	0- 8	0- 5				
0- 0	0- 0	0- 0	NEUTRAL	0- 0	0- 0	0- 0				
7- 10	0- 0	0- 0	CONFERENCE	0- 0	7- 10	7- 6				
4- 4	0- 0	0- 0	HOME	0- 0	4- 4	4- 2				
3- 5	0- 0	0- 0	AWAY	0- 0	3- 5	3- 3				
0- 1	0- 0	0- 0	NEUTRAL	0- 0	0- 1	0- 1				

RPI 1-25				RPI 26-50				RPI 51-100				RPI 101+				Team's RPI: 321
RPI	S	Opponent	Score	RPI	S	Opponent	Score	RPI	S	Opponent	Score	RPI	S	Opponent	Score	
				38	A	Elon	50 78					105	A	Iowa St.	58 99	
				42	H	Oregon St.	44 97					116	A	Colorado St.	48 85	
												129	A	Bethune-Cookman	47 57	
												154	H	Hampton	53 62	
												165	A	N. C. A&T	54 67	
												165	H	N. C. A&T	57 60	
												195	A	East Carolina	61 73	
												217	H	Norfolk St.	60 75	
												222	A	Coastal Caro.	65 68	
												247	A	Presbyteria n	60 69	
												251	A	UNCW	63 89	
												260	H	Campbel l	51 58	
												267	A	UMES	73 84	
												267	H	UMES	69 80	
												268	A	Howard	54 69	
												268	H	Howard	78 77	
												271	H	Morgan St.	60 57	
												301	A	Wofford	56 77	
												303	A	USC Upstate	61 66	
												317	A	South Carolina St.	81 63	
												317	N	South Carolina St.	67 76	
												322	H	Coppin St.	60 52	
												333	A	Delaware St.	74 67	
												333	H	Delaware St.	76 60	
												336	A	Florida A&M	81 84	
												341	A	Savannah St.	74 61	
												344	H	Longwood	87 75	
LAST 12 Division I GAMES:																
				317	N	South Carolina St.	67 76					129	A	Bethune-Cookman	47 57	
				165	H	N. C. A&T	57 60					336	A	Florida A&M	81 84	
				341	A	Savannah St.	74 61					154	H	Hampton	53 62	
				317	A	South Carolina St.	81 63					333	H	Delaware St.	76 60	
				268	H	Howard	78 77					165	A	N. C. A&T	54 67	
				267	H	UMES	69 80					267	A	UMES	73 84	

Non-Div I Games: Johnson & Wales (NC) 8 51

N. C. Central

■ Loss,
 ■ Non-Conf,
 ■ S Site,
 ■ Home
 ■ Away
 N Neutral

Average RPI Win:	259	WON-LOST	WINNING	LAST 10	STRENGTH OF	OPP. STRENGTH	TEAM	ADJ.	CONF.	ADJ CONF.
Average RPI Loss:	199	RECORD	PCT. RANK	GAMES	SCHEDULE	OF SCHEDULE	RPI	RPI	RPI	RPI
DIV. I ONLY	3- 26	337	1- 9	240	296	339	339	23	23	
DIV. I NON-CONF.	1- 13	336	0- 0	277	338	345	345	22	22	

TOTALS	RPI 1-25	RPI 26-50	W-L RECORDS	RPI 51-100	RPI 101-999	RPI 201+				
3- 26	0- 0	0- 1	OVERALL	0- 6	3- 19	3- 14				
2- 12	0- 0	0- 0	HOME	0- 3	2- 9	2- 8				
1- 14	0- 0	0- 1	AWAY	0- 3	1- 10	1- 6				
0- 0	0- 0	0- 0	NEUTRAL	0- 0	0- 0	0- 0				
1- 13	0- 0	0- 1	NON-CONFERENCE	0- 1	1- 11	1- 8				
1- 6	0- 0	0- 0	HOME	0- 1	1- 5	1- 5				
0- 7	0- 0	0- 1	AWAY	0- 0	0- 6	0- 3				
0- 0	0- 0	0- 0	NEUTRAL	0- 0	0- 0	0- 0				
2- 13	0- 0	0- 0	CONFERENCE	0- 5	2- 8	2- 6				
1- 6	0- 0	0- 0	HOME	0- 2	1- 4	1- 3				
1- 7	0- 0	0- 0	AWAY	0- 3	1- 4	1- 3				
0- 0	0- 0	0- 0	NEUTRAL	0- 0	0- 0	0- 0				

RPI S Opponent	Score	RPI S Opponent	Score	RPI S Opponent	Score	RPI S Opponent	Score	Team's RPI: 339
		27 A South Dakota St.	48 92	53 A FGCU	66 90	120 A Dartmouth	50 81	
				53 A FGCU	62 83	153 A Army West Point	49 79	
				53 H FGCU	43 89	161 A Binghamton	36 67	
				61 H Penn	38 77	201 A Stetson	55 73	
				98 A Jacksonville	53 73	201 H Stetson	53 72	
				98 H Jacksonville	58 88	208 A Lehigh	50 64	
						237 A North Florida	66 62	
						237 H North Florida	75 65	
						253 H Rider	64 79	
						258 A Lipscomb	58 66	
						258 H Lipscomb	58 74	
						261 H LIU Brooklyn	49 67	
						266 H Cornell	46 61	
						271 A Morgan St.	43 55	
						282 H Fairleigh Dickinson	70 74	
						285 A North Dakota St.	58 105	
						299 A Kennesaw St.	65 80	
						299 H Kennesaw St.	58 61	
						302 H Long Beach St.	73 57	
						303 A USC Upstate	67 74	
						303 H USC Upstate	57 95	
						347 H Saint Peter's	52 59	
LAST 12 Division I GAMES:								
		53 A FGCU	62 83	299 H Kennesaw St.	58 61			
		303 A USC Upstate	67 74	258 A Lipscomb	58 66			
		98 A Jacksonville	53 73	299 A Kennesaw St.	65 80			
		237 A North Florida	66 62	258 H Lipscomb	58 74			
		53 H FGCU	43 89	237 H North Florida	75 65			
		201 H Stetson	53 72	98 H Jacksonville	58 88			

Non-Div I Games: St. Joseph's (Brkln)106 42

NJIT

Average RPI	Win:	151	WON-LOST	WINNING	LAST 10	STRENGTH OF	OPP. STRENGTH	TEAM	ADJ.	CONF.	ADJ CONF.
Average RPI	Loss:	50	RECORD	PCT. RANK	GAMES	SCHEDULE	OF SCHEDULE	RPI	RPI	RPI	RPI
DIV. I ONLY		21- 10	76	6- 4	62	50	60	60	3	3	
DIV. I NON-CONF.		9- 4	82	0- 0	233	99	137	137	4	4	

TOTALS	RPI 1-25		RPI 26-50		W-L RECORDS	RPI 51-100	RPI 101-999		RPI 201+		
21- 10	2- 5		3- 2		OVERALL	4- 1	12- 2		8- 0		
10- 6	1- 2		0- 2		HOME	2- 0	7- 2		5- 0		
9- 2	1- 1		2- 0		AWAY	2- 1	4- 0		2- 0		
2- 2	0- 2		1- 0		NEUTRAL	0- 0	1- 0		1- 0		
9- 4	0- 1		0- 1		NON-CONFERENCE	1- 0	8- 2		5- 0		
5- 3	0- 0		0- 1		HOME	0- 0	5- 2		3- 0		
3- 0	0- 0		0- 0		AWAY	1- 0	2- 0		1- 0		
1- 1	0- 1		0- 0		NEUTRAL	0- 0	1- 0		1- 0		
12- 6	2- 4		3- 1		CONFERENCE	3- 1	4- 0		3- 0		
5- 3	1- 2		0- 1		HOME	2- 0	2- 0		2- 0		
6- 2	1- 1		2- 0		AWAY	1- 1	2- 0		1- 0		
1- 1	0- 1		1- 0		NEUTRAL	0- 0	0- 0		0- 0		

RPI	S	Opponent	Score	RPI	S	Opponent	Score	RPI	S	Opponent	Score	RPI	S	Opponent	Score
6	H	Ohio St.	61 73	39	H	Michigan	64 69	54	A	Indiana	75 83	113	H	Washington St.	61 73
17	A	Maryland	75 77	39	N	Michigan	61 54	62	H	Purdue	75 51	144	H	Arkansas	80 69
17	H	Maryland	57 64	40	A	Rutgers	52 42	64	A	Michigan St.	79 69	163	H	SIUE	62 53
17	N	Maryland	53 66	41	A	Minnesota	79 74	72	A	Drake	89 84	168	H	Clemson	66 67
19	N	Buffalo	72 82	48	H	Creighton	49 64	93	H	Penn St.	59 51	175	A	Northwestern	69 59
22	A	Iowa	92 74									186	A	Kansas	66 49
22	H	Iowa	74 65									205	H	Wisconsin	51 48

Team's RPI: 60															
LAST 12 Division I GAMES:															
17	N	Maryland	53 66	205	H	Wisconsin	51 48								
39	N	Michigan	61 54	17	H	Maryland	57 64								
17	A	Maryland	75 77	239	H	Illinois	62 47								
93	H	Penn St.	59 51	22	A	Iowa	92 74								
54	A	Indiana	75 83	62	H	Purdue	75 51								
64	A	Michigan St.	79 69	40	A	Rutgers	52 42								

Non-Div I Games:

Nebraska

N
e
v
a
d
aN
e
v
a
d
a

Non-Div I Games:	Stanislaus St.	81	60
------------------	----------------	----	----

Average RPI Win: 247		WON-LOST RECORD	WINNING PCT. RANK	LAST 10 GAMES	STRENGTH OF SCHEDULE	OPP. STRENGTH OF SCHEDULE	TEAM RPI	ADJ. RPI	CONF. RPI	ADJ. CONF. RPI
Average RPI Loss: 156										
DIV. I ONLY		18- 12	108	5- 5	295	243	180	180	20	20
DIV. I NON-CONF.		8- 4	87	0- 0	339	257	195	195	24	24
TOTALS		RPI 1-25	RPI 26-50	W-L RECORDS	RPI 51-100	RPI 101-999	RPI 201+			
18- 12	0- 0		0- 0	OVERALL	1- 4	17- 8	12- 4			
8- 4	0- 0		0- 0	HOME	1- 1	7- 3	5- 1			
8- 6	0- 0		0- 0	AWAY	0- 2	8- 4	6- 2			
2- 2	0- 0		0- 0	NEUTRAL	0- 1	2- 1	1- 1			
8- 4	0- 0		0- 0	NON-CONFERENCE	0- 0	8- 4	7- 3			
4- 0	0- 0		0- 0	HOME	0- 0	4- 0	3- 0			
3- 3	0- 0		0- 0	AWAY	0- 0	3- 3	3- 2			
1- 1	0- 0		0- 0	NEUTRAL	0- 0	1- 1	1- 1			
10- 8	0- 0		0- 0	CONFERENCE	1- 4	9- 4	5- 1			
4- 4	0- 0		0- 0	HOME	1- 1	3- 3	2- 1			
5- 3	0- 0		0- 0	AWAY	0- 2	5- 1	3- 0			
1- 1	0- 0		0- 0	NEUTRAL	0- 1	1- 0	0- 0			

[illegible]

Non-Div I Games:	Colby-Sawyer	64	40
------------------	--------------	----	----

New Hampshire

■ Loss, ■ Non-Conf, S Site, H Home A Away N Neutral

NEW MEXICO				THROUGH GAMES OF MARCH 7, 2018							
Average RPI	Win:	Loss:	WON-LOST RECORD	WINNING PCT. RANK	LAST 10 GAMES	STRENGTH OF SCHEDULE	OPP. STRENGTH OF SCHEDULE	TEAM RPI	ADJ. RPI	CONF. RPI	ADJ. CONF. RPI
	191										
	122										
DIV. I ONLY			22- 10	72	6- 4	160	121	89	89	16	16
DIV. I NON-CONF.			11- 1	13	0- 0	69	142	13	13	14	14

TOTALS	RPI 1-25			RPI 26-50		W-L RECORDS	RPI 51-100	RPI 101-999		RPI 201+	
22- 10	1- 0			0- 1		OVERALL	3- 5	18- 4		10- 2	
16- 2	1- 0			0- 0		HOME	3- 2	12- 0		6- 0	
5- 7	0- 0			0- 1		AWAY	0- 2	5- 4		3- 2	
1- 1	0- 0			0- 0		NEUTRAL	0- 1	1- 0		1- 0	
11- 1	1- 0			0- 1		NON-CONFERENCE	3- 0	7- 0		4- 0	
9- 0	1- 0			0- 0		HOME	3- 0	5- 0		3- 0	
2- 1	0- 0			0- 1		AWAY	0- 0	2- 0		1- 0	
0- 0	0- 0			0- 0		NEUTRAL	0- 0	0- 0		0- 0	
11- 9	0- 0			0- 0		CONFERENCE	0- 5	11- 4		6- 2	
7- 2	0- 0			0- 0		HOME	0- 2	7- 0		3- 0	
3- 6	0- 0			0- 0		AWAY	0- 2	3- 4		2- 2	
1- 1	0- 0			0- 0		NEUTRAL	0- 1	1- 0		1- 0	

RPI 1-25			
RPI	S	Opponent	Score
25	H	Marquette	88 87

RPI 26-50			
RPI	S	Opponent	Score
35	A	Oklahoma	63 105

RPI 51-100			
RPI	S	Opponent	Score
73	H	Navy	94 87
76	A	Wyoming	55 66
76	H	Wyoming	62 63
76	N	Wyoming	66 69
90	H	Lamar University	90 58
92	A	UNLV	62 74
92	H	UNLV	66 68
97	H	Western Mich.	88 76

Team's RPI : 89			
RPI	S	Opponent	Score
112	A	Boise St.	85 91
112	H	Boise St.	100 83
116	A	Colorado St.	71 74
116	H	Colorado St.	54 48
145	A	Fresno St.	93 89
145	H	Fresno St.	88 75
150	H	Wichita St.	76 62
172	A	UTEP	59 35
174	H	Nevada	72 68
196	H	UC Irvine	83 61
223	A	New Mexico St.	101 93
223	H	New Mexico St.	86 75
239	H	Illinois	97 68
252	H	Texas Tech	90 56
270	A	San Diego St.	89 97
277	A	San Jose St.	86 95
277	H	San Jose St.	92 62
277	N	San Jose St.	84 54
289	A	Air Force	88 59
289	H	Air Force	57 49
316	A	Utah St.	74 50
316	H	Utah St.	80 47

LAST 12 Division I GAMES:			
76	N	Wyoming	66 69
277	N	San Jose St.	84 54
145	A	Fresno St.	93 89
116	H	Colorado St.	54 48
92	A	UNLV	62 74
76	H	Wyoming	62 63
316	A	Utah St.	74 50
289	H	Air Force	57 49
112	A	Boise St.	85 91
277	H	San Jose St.	92 62
316	H	Utah St.	80 47
116	A	Colorado St.	71 74

Non-Div I Games:	Northern N.M.	107	66
------------------	---------------	-----	----

New Mexico

Loss, Non-Conf, S Site, H Home A Away N Neutral

Average RPI Win:	279	WON-LOST	WINNING	LAST 10	STRENGTH OF	OPP. STRENGTH	TEAM	ADJ.	CONF.	ADJ CONF.
Average RPI Loss:	177	RECORD	PCT. RANK	GAMES	SCHEDULE	OF SCHEDULE	RPI	RPI	RPI	RPI
DIV. I ONLY	16- 12	128	7- 3	324	316	223	223	31	31	
DIV. I NON-CONF.	4- 8	239	0- 0	232	229	263	263	31	31	

TOTALS	RPI 1-25	RPI 26-50	W-L RECORDS	RPI 51-100	RPI 101-999	RPI 201+				
16- 12	0- 0	0- 0	OVERALL	0- 3	16- 9	14- 6				
9- 3	0- 0	0- 0	HOME	0- 2	9- 1	7- 1				
6- 5	0- 0	0- 0	AWAY	0- 1	6- 4	6- 3				
1- 4	0- 0	0- 0	NEUTRAL	0- 0	1- 4	1- 2				
4- 8	0- 0	0- 0	NON-CONFERENCE	0- 3	4- 5	3- 3				
2- 3	0- 0	0- 0	HOME	0- 2	2- 1	1- 1				
2- 2	0- 0	0- 0	AWAY	0- 1	2- 1	2- 1				
0- 3	0- 0	0- 0	NEUTRAL	0- 0	0- 3	0- 1				
12- 4	0- 0	0- 0	CONFERENCE	0- 0	12- 4	11- 3				
7- 0	0- 0	0- 0	HOME	0- 0	7- 0	6- 0				
4- 3	0- 0	0- 0	AWAY	0- 0	4- 3	4- 2				
1- 1	0- 0	0- 0	NEUTRAL	0- 0	1- 1	1- 1				

RPI 1-25				RPI 26-50				RPI 51-100				RPI 101+ Team's RPI: 223			
RPI	S	Opponent	Score	RPI	S	Opponent	Score	RPI	S	Opponent	Score	RPI	S	Opponent	Score
								89	A	New Mexico	75 86	143	N	Northeastern	64 65
								89	H	New Mexico	93 101	144	N	Arkansas	60 69
								97	H	Western Mich.	55 64	172	H	UTEP	76 68
												193	A	CSU Bakersfield	52 62
												193	H	CSU Bakersfield	56 48
												206	A	Seattle U	59 69
												206	H	Seattle U	64 53
												206	N	Seattle U	61 84
												207	H	UC Santa Barbara	47 77
												228	N	Texas Southern	50 66
												229	H	A&M-Corpus Christi	70 61
												238	A	Pepperdine	86 64
												249	A	Grand Canyon	34 50
												249	H	Grand Canyon	64 60
												275	A	Arizona	44 83
												283	A	UMKC	76 67
												283	H	UMKC	70 62
												302	A	Long Beach St.	72 63
												308	A	UTRGV	79 77
												308	H	UTRGV	72 56
												324	A	Utah Valley	82 72
												324	H	Utah Valley	59 51
												346	A	Chicago St.	63 55
												346	H	Chicago St.	74 59
												346	N	Chicago St.	84 60

				LAST 12 Division I GAMES:											
				206	N	Seattle U	61 84	324	H	Utah Valley	59 51				
				346	N	Chicago St.	84 60	249	A	Grand Canyon	34 50				
				308	H	UTRGV	72 56	193	A	CSU Bakersfield	52 62				
				283	A	UMKC	76 67	308	A	UTRGV	79 77				
				346	A	Chicago St.	63 55	283	H	UMKC	70 62				
				206	H	Seattle U	64 53	324	A	Utah Valley	82 72				

Non-Div I Games: Tex. Permian Basin 85 58 Western N.M. 89 60

New Mexico St.

■ Loss,
 ■ Non-Conf,
 ■ S Site,
 ■ Home
 ■ Away
 N Neutral

Average RPI Win:	276	WON-LOST	WINNING	LAST 10	STRENGTH OF	OPP. STRENGTH	TEAM	ADJ.	CONF.	ADJ CONF.
Average RPI Loss:	165	RECORD	PCT. RANK	GAMES	SCHEDULE	OF SCHEDULE	RPI	RPI	RPI	RPI
DIV. I ONLY	14- 15	188	5- 5	296	273	233	233	26	26	
DIV. I NON-CONF.	3- 7	254	0- 0	98	186	213	213	26	26	

TOTALS	RPI 1-25	RPI 26-50	W-L RECORDS	RPI 51-100	RPI 101-999	RPI 201+				
14- 15	0- 1	0- 1	OVERALL	0- 2	14- 11	12- 6				
9- 4	0- 0	0- 0	HOME	0- 1	9- 3	8- 1				
5- 10	0- 0	0- 0	AWAY	0- 0	5- 2	4- 1				
0- 1	0- 0	0- 0	NEUTRAL	0- 0	0- 1	0- 1				
3- 7	0- 1	0- 1	NON-CONFERENCE	0- 1	3- 4	2- 0				
2- 2	0- 0	0- 0	HOME	0- 1	2- 1	1- 0				
1- 5	0- 1	0- 1	AWAY	0- 0	1- 3	1- 0				
0- 0	0- 0	0- 0	NEUTRAL	0- 0	0- 0	0- 0				
11- 8	0- 0	0- 0	CONFERENCE	0- 1	11- 7	10- 6				
7- 2	0- 0	0- 0	HOME	0- 0	7- 2	7- 1				
4- 5	0- 0	0- 0	AWAY	0- 1	4- 4	3- 4				
0- 1	0- 0	0- 0	NEUTRAL	0- 0	0- 1	0- 1				

RPI 1-25				RPI 26-50				RPI 51-100				RPI 101+ Team's RPI: 233			
RPI	S	Opponent	Score	RPI	S	Opponent	Score	RPI	S	Opponent	Score	RPI	S	Opponent	Score
24	A	Missouri	45 81	50	A	Miami (FL)	46 76	80	H	Houston	66 78	118	H	SFA	67 74
								90	A	Lamar University	77 100	119	A	Central Ark.	52 48
												124	A	Tulane	56 79
												160	A	Louisiana	57 66
												166	H	Jacksonville St.	54 59
												176	A	South Ala.	45 67
												194	H	CSUN	76 73
												218	A	Nicholls St.	48 72
												218	H	Nicholls St.	61 62
												228	H	Texas Southern	72 69
												229	A	A&M-Corpus Christi	68 75
												229	H	A&M-Corpus Christi	66 49
												244	A	Abilene Christian	70 80
												244	N	Abilene Christian	66 88
												278	A	McNeese	77 64
												278	H	McNeese	84 62
												297	A	Southeastern La.	74 71
												297	H	Southeastern La.	82 73
												309	H	Houston Baptist	70 52
												313	A	Incarnate Word	72 45
												313	H	Incarnate Word	52 50
												335	H	Sam Houston St.	77 50
												337	A	Northwestern St.	47 52
												337	H	Northwestern St.	81 63
												338	A	La.-Monroe	89 51
LAST 12 Division I GAMES:															
244	N	Abilene Christian	66 88	229	A	A&M-Corpus Christi	68 75								
297	A	Southeastern La.	74 71	218	H	Nicholls St.	61 62								
218	A	Nicholls St.	48 72	337	A	Northwestern St.	47 52								
335	H	Sam Houston St.	77 50	313	A	Incarnate Word	72 45								
278	H	McNeese	84 62	337	H	Northwestern St.	81 63								
297	H	Southeastern La.	82 73	313	H	Incarnate Word	52 50								

Non-Div I Games: Xavier (LA) 85 50

New Orleans

Average RPI Win:	245	WON-LOST	WINNING	LAST 10	STRENGTH OF	OPP. STRENGTH	TEAM	ADJ.	CONF.	ADJ CONF.
Average RPI Loss:	174	RECORD	PCT. RANK	GAMES	SCHEDULE	OF SCHEDULE	RPI	RPI	RPI	RPI
DIV. I ONLY	13- 18	219	5- 5	210	276	231	231	28	28	
DIV. I NON-CONF.	3- 8	268	0- 0	51	135	193	193	25	25	

TOTALS	RPI 1-25	RPI 26-50	W-L RECORDS	RPI 51-100	RPI 101-999	RPI 201+				
13- 18	1- 1	0- 3	OVERALL	0- 0	12- 14	10- 8				
7- 6	1- 0	0- 2	HOME	0- 0	6- 4	6- 1				
4- 11	0- 1	0- 1	AWAY	0- 0	4- 9	3- 7				
2- 1	0- 0	0- 0	NEUTRAL	0- 0	2- 1	1- 0				
3- 8	1- 1	0- 1	NON-CONFERENCE	0- 0	2- 6	1- 1				
1- 3	1- 0	0- 1	HOME	0- 0	0- 2	0- 0				
1- 4	0- 1	0- 0	AWAY	0- 0	1- 3	1- 1				
1- 1	0- 0	0- 0	NEUTRAL	0- 0	1- 1	0- 0				
10- 10	0- 0	0- 2	CONFERENCE	0- 0	10- 8	9- 7				
6- 3	0- 0	0- 1	HOME	0- 0	6- 2	6- 1				
3- 7	0- 0	0- 1	AWAY	0- 0	3- 6	2- 6				
1- 0	0- 0	0- 0	NEUTRAL	0- 0	1- 0	1- 0				

RPI	S	Opponent	Score	RPI	S	Opponent	Score	RPI	S	Opponent	Score	RPI	S	Opponent	Score
17	A	Maryland	65 92	36	A	Quinnipiac	61 77					123	H	Cleveland St.	61 70
19	H	Buffalo	75 62	36	H	Quinnipiac	55 84					133	A	Hartford	65 83
				43	H	Drexel	65 66					136	N	Louisiana Tech	73 67
												137	H	Saint Joseph's	69 93
												159	A	Marist	68 61
												159	H	Marist	78 84
												160	N	Louisiana	52 68
												190	A	Oakland	59 67
												202	A	Siena	73 68
												202	A	Siena	60 71
												202	H	Siena	65 50
												253	A	Rider	58 65
												253	H	Rider	69 61
												257	A	St. Bonaventure	58 76
												265	A	Manhattan	64 82
												265	H	Manhattan	65 64
												272	A	Fairfield	53 59
												284	A	Monmouth	63 65
												284	H	Monmouth	68 65
												286	A	Canisius	60 64
												286	H	Canisius	66 72
												288	A	Colgate	81 44
												342	H	Iona	73 59
												347	A	Saint Peter's	87 52
												347	H	Saint Peter's	64 54
												347	N	Saint Peter's	60 48

LAST 12 Division I GAMES:															
202	A	Siena	60 71	284	A	Monmouth	63 65								
347	N	Saint Peter's	60 48	265	A	Manhattan	64 82								
159	A	Marist	68 61	347	H	Saint Peter's	64 54								
286	H	Canisius	66 72	286	A	Canisius	60 64								
284	H	Monmouth	68 65	36	H	Quinnipiac	55 84								
253	H	Rider	69 61	159	H	Marist	78 84								

Non-Div I Games:

Niagara

Average RPI Win:	290	WON-LOST	WINNING	LAST 10	STRENGTH OF	OPP. STRENGTH	TEAM	ADJ.	CONF.	ADJ CONF.
Average RPI Loss:	154	RECORD	PCT. RANK	GAMES	SCHEDULE	OF SCHEDULE	RPI	RPI	RPI	RPI
DIV. I ONLY	14- 13	165	9- 1	297	295	218	218	26	26	
DIV. I NON-CONF.	2- 6	280	0- 0	152	205	231	231	26	26	

TOTALS	RPI 1-25	RPI 26-50	W-L RECORDS	RPI 51-100	RPI 101-999	RPI 201+				
14- 13	0- 1	0- 1	OVERALL	0- 2	14- 9	14- 5				
5- 6	0- 1	0- 0	HOME	0- 2	5- 3	5- 1				
8- 6	0- 0	0- 1	AWAY	0- 0	8- 5	8- 3				
1- 1	0- 0	0- 0	NEUTRAL	0- 0	1- 1	1- 1				
2- 6	0- 1	0- 1	NON-CONFERENCE	0- 1	2- 3	2- 2				
0- 2	0- 1	0- 0	HOME	0- 1	0- 0	0- 0				
2- 3	0- 0	0- 1	AWAY	0- 0	2- 2	2- 1				
0- 1	0- 0	0- 0	NEUTRAL	0- 0	0- 1	0- 1				
12- 7	0- 0	0- 0	CONFERENCE	0- 1	12- 6	12- 3				
5- 4	0- 0	0- 0	HOME	0- 1	5- 3	5- 1				
6- 3	0- 0	0- 0	AWAY	0- 0	6- 3	6- 2				
1- 0	0- 0	0- 0	NEUTRAL	0- 0	1- 0	1- 0				

RPI 1-25				RPI 26-50				RPI 51-100				RPI 101+ Team's RPI: 218			
RPI	S	Opponent	Score	RPI	S	Opponent	Score	RPI	S	Opponent	Score	RPI	S	Opponent	Score
3	H	Baylor	43 85	28	A	LSU	50 65	90	H	Lamar University	61 76	105	A	Iowa St.	47 75
								98	H	Jacksonville	61 69	118	H	SFA	73 86
												119	A	Central Ark.	42 60
												119	H	Central Ark.	48 69
												213	A	SMU	61 68
												229	A	A&M-Corpus Christi	55 76
												229	N	A&M-Corpus Christi	61 59
												233	A	New Orleans	62 61
												233	H	New Orleans	72 48
												244	H	Abilene Christian	81 60
												269	N	Bradley	65 75
												278	A	McNeese	61 54
												278	H	McNeese	63 51
												296	A	Jackson St.	90 64
												297	A	Southeastern La.	79 64
												297	H	Southeastern La.	57 66
												309	A	Houston Baptist	73 61
												309	H	Houston Baptist	63 45
												313	A	Incarnate Word	62 64
												335	A	Sam Houston St.	70 65
												337	A	Northwestern St.	79 63
												337	H	Northwestern St.	85 53
												340	A	Mississippi Val.	62 57
LAST 12 Division I GAMES:															
229	N	A&M-Corpus Christi	61 59	335	A	Sam Houston St.	70 65								
297	A	Southeastern La.	79 64	309	H	Houston Baptist	63 45								
337	H	Northwestern St.	85 53	244	H	Abilene Christian	81 60								
233	H	New Orleans	72 48	233	A	New Orleans	62 61								
278	H	McNeese	63 51	297	H	Southeastern La.	57 66								
119	A	Central Ark.	42 60	90	H	Lamar University	61 76								

Non-Div I Games: Spring Hill 78 70 Evangel 72 55 Southern-N. O. 83 45

Nicholls St.

Loss, Non-Conf, S Site, H Home A Away N Neutral

Average RPI Win:	285	WON-LOST	WINNING	LAST 10	STRENGTH OF	OPP. STRENGTH	TEAM	ADJ.	CONF.	ADJ CONF.
Average RPI Loss:	190	RECORD	PCT. RANK	GAMES	SCHEDULE	OF SCHEDULE	RPI	RPI	RPI	RPI
DIV. I ONLY	18- 11	100	6- 4	340	340	217	217	30	30	
DIV. I NON-CONF.	7- 5	132	0- 0	295	320	200	200	30	30	

TOTALS	RPI 1-25	RPI 26-50	W-L RECORDS	RPI 51-100	RPI 101-999	RPI 201+				
18- 11	0- 0	0- 0	OVERALL	0- 1	18- 10	16- 4				
7- 5	0- 0	0- 0	HOME	0- 0	7- 5	7- 2				
10- 4	0- 0	0- 0	AWAY	0- 1	10- 3	8- 0				
1- 2	0- 0	0- 0	NEUTRAL	0- 0	1- 2	1- 2				
7- 5	0- 0	0- 0	NON-CONFERENCE	0- 1	7- 4	6- 2				
2- 2	0- 0	0- 0	HOME	0- 0	2- 2	2- 1				
4- 2	0- 0	0- 0	AWAY	0- 1	4- 1	3- 0				
1- 1	0- 0	0- 0	NEUTRAL	0- 0	1- 1	1- 1				
11- 6	0- 0	0- 0	CONFERENCE	0- 0	11- 6	10- 2				
5- 3	0- 0	0- 0	HOME	0- 0	5- 3	5- 1				
6- 2	0- 0	0- 0	AWAY	0- 0	6- 2	5- 0				
0- 1	0- 0	0- 0	NEUTRAL	0- 0	0- 1	0- 1				

RPI 1-25				RPI 26-50				RPI 51-100				RPI 101+				Team's RPI: 217
RPI	S	Opponent	Score	RPI	S	Opponent	Score	RPI	S	Opponent	Score	RPI	S	Opponent	Score	
								73	A	Navy	51 70	129	A	Bethune-Cookman	45 60	
												129	H	Bethune-Cookman	51 58	
												154	A	Hampton	63 48	
												154	H	Hampton	56 70	
												156	A	William & Mary	80 74	
												165	A	N. C. A&T	51 53	
												187	H	High Point	56 59	
												195	A	East Carolina	46 51	
												210	N	Bowling Green	50 59	
												220	H	UNCG	64 63	
												236	H	Loyola Maryland	58 61	
												260	A	Campbell	53 27	
												267	A	UMES	63 53	
												268	A	Howard	59 53	
												271	H	Morgan St.	53 55	
												274	N	St. Francis Brooklyn	52 51	
												280	H	Towson	86 76	
												281	A	VCU	66 52	
												317	A	South Carolina St.	71 67	
												317	H	South Carolina St.	63 49	
												321	A	N. C. Central	75 60	
												322	H	Coppin St.	71 57	
												333	H	Delaware St.	72 50	
												336	H	Florida A&M	70 49	
												341	A	Savannah St.	78 58	
												341	H	Savannah St.	83 51	
												341	N	Savannah St.	48 51	
												344	A	Longwood	64 45	

LAST 12 Division I GAMES:																
				341	N	Savannah St.	48 51	333	H	Delaware St.	72 50					
				154	H	Hampton	56 70	154	A	Hampton	63 48					
				268	A	Howard	59 53	129	A	Bethune-Cookman	45 60					
				267	A	UMES	63 53	271	H	Morgan St.	53 55					
				317	H	South Carolina St.	63 49	165	A	N. C. A&T	51 53					
				341	H	Savannah St.	83 51	336	H	Florida A&M	70 49					

Non-Div I Games:

Norfolk St.

Average RPI Win:	166	WON-LOST	WINNING	LAST 10	STRENGTH OF	OPP. STRENGTH	TEAM	ADJ.	CONF.	ADJ CONF.
Average RPI Loss:	57	RECORD	PCT. RANK	GAMES	SCHEDULE	OF SCHEDULE	RPI	RPI	RPI	RPI
DIV. I ONLY	15- 16	187	1- 9	30	60	117	117	1	1	
DIV. I NON-CONF.	10- 3	52	0- 0	87	283	89	89	1	1	

TOTALS	RPI 1-25	RPI 26-50	W-L RECORDS	RPI 51-100	RPI 101-999	RPI 201+				
15- 16	1- 7	1- 4	OVERALL	0- 2	13- 3	5- 1				
11- 8	1- 2	1- 3	HOME	0- 1	9- 2	3- 0				
1- 7	0- 4	0- 1	AWAY	0- 1	1- 1	0- 1				
3- 1	0- 1	0- 0	NEUTRAL	0- 0	3- 0	2- 0				
10- 3	0- 0	1- 1	NON-CONFERENCE	0- 0	9- 2	4- 0				
8- 3	0- 0	1- 1	HOME	0- 0	7- 2	3- 0				
0- 0	0- 0	0- 0	AWAY	0- 0	0- 0	0- 0				
2- 0	0- 0	0- 0	NEUTRAL	0- 0	2- 0	1- 0				
5- 13	1- 7	0- 3	CONFERENCE	0- 2	4- 1	1- 1				
3- 5	1- 2	0- 2	HOME	0- 1	2- 0	0- 0				
1- 7	0- 4	0- 1	AWAY	0- 1	1- 1	0- 1				
1- 1	0- 1	0- 0	NEUTRAL	0- 0	1- 0	0- 0				

RPI 1-25				RPI 26-50				RPI 51-100				RPI 101+ Team's RPI: 117			
RPI	S	Opponent	Score	RPI	S	Opponent	Score	RPI	S	Opponent	Score	RPI	S	Opponent	Score
2	A	Notre Dame	62 94	31	A	Virginia	70 82	65	H	Virginia Tech	74 90	108	A	Wake Forest	79 76
4	H	Louisville	57 67	37	H	Syracuse	80 86	67	A	Georgia Tech	61 79	126	H	Radford	79 46
8	A	Florida St.	65 103	41	H	Minnesota	88 83					133	H	Hartford	90 70
16	A	NC State	54 73	47	H	Mercer	86 97					141	H	Colorado	87 80
16	H	NC State	53 66	50	H	Miami (FL)	72 92					154	H	Hampton	66 70
16	N	NC State	64 77									168	H	Clemson	59 52
18	A	Duke	54 70									176	H	South Ala.	84 85
18	H	Duke	92 86									183	H	Pittsburgh	68 67
												189	H	Furman	84 56
												198	N	Washington	90 78
												209	A	Boston College	64 77
												209	N	Boston College	69 64
												216	N	Grambling	79 63
												247	H	Presbyterian	91 56
												251	H	UNCW	86 60
												262	H	Appalachian St.	56 43

LAST 12 Division I GAMES:															
16	N	NC State	64 77	16	A	NC State	54 73								
209	N	Boston College	69 64	65	H	Virginia Tech	74 90								
18	A	Duke	54 70	50	H	Miami (FL)	72 92								
37	H	Syracuse	80 86	2	A	Notre Dame	62 94								
4	H	Louisville	57 67	31	A	Virginia	70 82								
67	A	Georgia Tech	61 79	18	H	Duke	92 86								

Non-Div I Games:

North Carolina

Average RPI Win:	191	WON-LOST	WINNING	LAST 10	STRENGTH OF	OPP. STRENGTH	TEAM	ADJ.	CONF.	ADJ CONF.
Average RPI Loss:	146	RECORD	PCT. RANK	GAMES	SCHEDULE	OF SCHEDULE	RPI	RPI	RPI	RPI
DIV. I ONLY	10- 18	246	2- 8	78	212	203	203	19	19	
DIV. I NON-CONF.	5- 4	146	0- 0	14	160	41	41	13	13	

TOTALS	RPI 1-25	RPI 26-50	W-L RECORDS	RPI 51-100	RPI 101-999	RPI 201+				
10- 18	0- 1	1- 3	OVERALL	1- 1	8- 13	5- 6				
7- 5	0- 0	1- 0	HOME	0- 0	6- 5	3- 2				
2- 12	0- 1	0- 3	AWAY	0- 1	2- 7	2- 3				
1- 1	0- 0	0- 0	NEUTRAL	1- 0	0- 1	0- 1				
5- 4	0- 1	0- 2	NON-CONFERENCE	1- 1	4- 0	3- 0				
3- 0	0- 0	0- 0	HOME	0- 0	3- 0	2- 0				
1- 4	0- 1	0- 2	AWAY	0- 1	1- 0	1- 0				
1- 0	0- 0	0- 0	NEUTRAL	1- 0	0- 0	0- 0				
5- 14	0- 0	1- 1	CONFERENCE	0- 0	4- 13	2- 6				
4- 5	0- 0	1- 0	HOME	0- 0	3- 5	1- 2				
1- 8	0- 0	0- 1	AWAY	0- 0	1- 7	1- 3				
0- 1	0- 0	0- 0	NEUTRAL	0- 0	0- 1	0- 1				

RPI 1-25				RPI 26-50				RPI 51-100				RPI 101+				Team's RPI: 203
RPI	S	Opponent	Score	RPI	S	Opponent	Score	RPI	S	Opponent	Score	RPI	S	Opponent	Score	
3	A	Bayl or	43 105	27	A	South Dakota St.	52 66	59	A	South Dakota	71 76	127	H	Portland St.	61 80	
				33	A	Northern Colo.	45 51	90	N	Lamar Uni versi ty	73 70	128	H	UNI	80 72	
				33	H	Northern Colo.	78 70					138	A	Idaho	75 80	
				42	A	Oregon St.	55 65					138	H	Idaho	64 78	
												142	A	Idaho St.	46 57	
												142	H	Idaho St.	55 68	
												149	A	Eastern Wash.	70 74	
												149	H	Eastern Wash.	81 79	
												151	A	Weber St.	69 80	
												151	H	Weber St.	80 67	
												212	A	Montana St.	56 72	
												212	H	Montana St.	79 70	
												212	N	Montana St.	58 68	
												235	A	Montana	51 53	
												235	H	Montana	43 54	
												259	A	UTSA	60 47	
												273	H	Sacramento St.	66 72	
												276	H	Massachusetts	82 52	
												285	H	North Dakota St.	79 68	
												305	A	Northern Ariz.	59 79	
												329	A	Southern Utah	68 53	
LAST 12 Division I GAMES:																
212	N	Montana St.	58 68	142	H	Idaho St.	55 68									
127	H	Portland St.	61 80	151	H	Weber St.	80 67									
273	H	Sacramento St.	66 72	235	A	Montana	51 53									
33	A	Northern Colo.	45 51	212	A	Montana St.	56 72									
305	A	Northern Ariz.	59 79	138	H	Idaho	64 78									
329	A	Southern Utah	68 53	149	H	Eastern Wash.	81 79									

Non-Div I Games: Mayville St. 82 54 Southwest Minn. St. 85 62

North Dakota

Average RPI Win:	315	WON-LOST	WINNING	LAST 10	STRENGTH OF	OPP. STRENGTH	TEAM	ADJ.	CONF.	ADJ CONF.
Average RPI Loss:	136	RECORD	PCT. RANK	GAMES	SCHEDULE	OF SCHEDULE	RPI	RPI	RPI	RPI
DIV. I ONLY	6- 20	309	1- 9	171	208	285	285	12	12	
DIV. I NON-CONF.	4- 7	226	0- 0	283	326	272	272	17	17	

TOTALS	RPI 1-25	RPI 26-50	W-L RECORDS	RPI 51-100	RPI 101-999	RPI 201+				
6- 20	0- 0	0- 3	OVERALL	0- 5	6- 12	6- 4				
3- 8	0- 0	0- 1	HOME	0- 2	3- 5	3- 2				
2- 10	0- 0	0- 1	AWAY	0- 3	2- 6	2- 2				
1- 2	0- 0	0- 1	NEUTRAL	0- 0	1- 1	1- 0				
4- 7	0- 0	0- 0	NON-CONFERENCE	0- 1	4- 6	4- 2				
2- 2	0- 0	0- 0	HOME	0- 0	2- 2	2- 1				
1- 4	0- 0	0- 0	AWAY	0- 1	1- 3	1- 1				
1- 1	0- 0	0- 0	NEUTRAL	0- 0	1- 1	1- 0				
2- 13	0- 0	0- 3	CONFERENCE	0- 4	2- 6	2- 2				
1- 6	0- 0	0- 1	HOME	0- 2	1- 3	1- 1				
1- 6	0- 0	0- 1	AWAY	0- 2	1- 3	1- 1				
0- 1	0- 0	0- 1	NEUTRAL	0- 0	0- 0	0- 0				

RPI 1-25				RPI 26-50				RPI 51-100				RPI 101+ Team's RPI: 285			
RPI	S	Opponent	Score	RPI	S	Opponent	Score	RPI	S	Opponent	Score	RPI	S	Opponent	Score
				27	A	South Dakota St.	63 83	59	A	South Dakota	54 80	119	N	Central Ark.	45 68
				27	H	South Dakota St.	64 85	59	H	South Dakota	67 82	132	A	Milwaukee	38 74
				27	N	South Dakota St.	62 87	73	A	Navy	54 67	141	A	Colorado	59 108
								100	A	Western Ill.	72 97	147	H	Cal Poly	69 73
								100	H	Western Ill.	60 77	173	A	Oral Roberts	48 71
												173	H	Oral Roberts	57 64
												181	A	Denver	79 98
												181	H	Denver	73 78
												203	A	North Dakota	68 79
												241	A	Omaha	67 80
												241	H	Omaha	57 59
												276	H	Massachusetts	82 70
												300	A	FIU	71 68
												308	H	UTRGV	79 82
												323	N	UMBC	67 53
												325	A	Fort Wayne	66 52
												325	H	Fort Wayne	72 56
												339	H	NJIT	105 58

LAST 12 Division I GAMES:															
				27	N	South Dakota St.	62 87	59	A	South Dakota	54 80				
				241	H	Omaha	57 59	27	H	South Dakota St.	64 85				
				100	H	Western Ill.	60 77	100	A	Western Ill.	72 97				
				325	A	Fort Wayne	66 52	241	A	Omaha	67 80				
				181	H	Denver	73 78	325	H	Fort Wayne	72 56				
				173	H	Oral Roberts	57 64	181	A	Denver	79 98				

Non-Div I Games: Valley City St. 67 58 Mayville St. 87 43 Dakota St. 97 42

North Dakota St.

Average RPI Win:	237	WON-LOST	WINNING	LAST 10	STRENGTH OF	OPP. STRENGTH	TEAM	ADJ.	CONF.	ADJ CONF.
Average RPI Loss:	176	RECORD	PCT. RANK	GAMES	SCHEDULE	OF SCHEDULE	RPI	RPI	RPI	RPI
DIV. I ONLY	10- 18	246	4- 6	201	247	237	237	23	23	
DIV. I NON-CONF.	4- 8	239	0- 0	156	191	204	204	22	22	

TOTALS	RPI 1-25	RPI 26-50	W-L RECORDS	RPI 51-100	RPI 101-999	RPI 201+				
10- 18	0- 1	0- 2	OVERALL	1- 5	9- 10	6- 8				
5- 5	0- 0	0- 0	HOME	1- 1	4- 4	3- 3				
5- 12	0- 1	0- 2	AWAY	0- 4	5- 5	3- 4				
0- 1	0- 0	0- 0	NEUTRAL	0- 0	0- 1	0- 1				
4- 8	0- 1	0- 2	NON-CONFERENCE	0- 1	4- 4	2- 4				
2- 1	0- 0	0- 0	HOME	0- 0	2- 1	1- 1				
2- 6	0- 1	0- 2	AWAY	0- 1	2- 2	1- 2				
0- 1	0- 0	0- 0	NEUTRAL	0- 0	0- 1	0- 1				
6- 10	0- 0	0- 0	CONFERENCE	1- 4	5- 6	4- 4				
3- 4	0- 0	0- 0	HOME	1- 1	2- 3	2- 2				
3- 6	0- 0	0- 0	AWAY	0- 3	3- 3	2- 2				
0- 0	0- 0	0- 0	NEUTRAL	0- 0	0- 0	0- 0				

RPI 1-25				RPI 26-50				RPI 51-100				RPI 101+				Team's RPI: 237
RPI	S	Opponent	Score	RPI	S	Opponent	Score	RPI	S	Opponent	Score	RPI	S	Opponent	Score	
8	A	Florida St.	51 109	26	A	Georgia	37 75	53	A	FGCU	52 67	129	H	Bethune-Cookman	70 63	
				39	A	Michigan	34 79	53	H	FGCU	75 73	191	A	Morehead St.	61 56	
								63	A	West Virginia	59 87	201	A	Stetson	63 55	
								98	A	Jacksonville	77 83	201	A	Stetson	55 68	
								98	A	Jacksonville	43 64	201	H	Stetson	51 68	
								98	H	Jacksonville	48 66	242	A	Fla. Atlantic	75 83	
												254	H	Northern Ky.	58 50	
												258	A	Lipscomb	57 78	
												258	H	Lipscomb	69 73	
												263	H	Col. of Charleston	69 73	
												284	N	Monmouth	57 67	
												299	A	Kennesaw St.	68 44	
												299	H	Kennesaw St.	77 72	
												301	A	Wofford	57 69	
												303	A	USC Upstate	65 61	
												303	H	USC Upstate	79 61	
												336	A	Florida A&M	77 68	
												339	A	NJIT	65 75	
												339	H	NJIT	62 66	

LAST 12 Division I GAMES:																
				98	A	Jacksonville	77 83	258	A	Lipscomb	57 78					
				201	A	Stetson	63 55	53	A	FGCU	52 67					
				98	A	Jacksonville	43 64	201	H	Stetson	51 68					
				303	H	USC Upstate	79 61	53	H	FGCU	75 73					
				339	H	NJIT	62 66	201	A	Stetson	55 68					
				299	A	Kennesaw St.	68 44	339	A	NJIT	65 75					

Non-Div I Games: Warner 74 38 Edward Waters 73 47 Webber Int'l 81 53

North Florida

Loss, Non-Conf, S Site, H Home A Away N Neutral

Average RPI Win:	239	WON-LOST	WINNING	LAST 10	STRENGTH OF	OPP. STRENGTH	TEAM	ADJ.	CONF.	ADJ CONF.
Average RPI Loss:	137	RECORD	PCT. RANK	GAMES	SCHEDULE	OF SCHEDULE	RPI	RPI	RPI	RPI
DIV. I ONLY	14- 14	177	6- 4	242	157	204	204	18	18	
DIV. I NON-CONF.	6- 3	87	0- 0	345	93	237	237	20	20	

TOTALS	RPI 1-25	RPI 26-50	W-L RECORDS	RPI 51-100	RPI 101-999	RPI 201+				
14- 14	0- 0	0- 0	OVERALL	0- 6	14- 8	10- 3				
6- 6	0- 0	0- 0	HOME	0- 3	6- 3	4- 1				
4- 7	0- 0	0- 0	AWAY	0- 2	4- 5	4- 2				
4- 1	0- 0	0- 0	NEUTRAL	0- 1	4- 0	2- 0				
6- 3	0- 0	0- 0	NON-CONFERENCE	0- 2	6- 1	5- 1				
3- 1	0- 0	0- 0	HOME	0- 1	3- 0	2- 0				
1- 2	0- 0	0- 0	AWAY	0- 1	1- 1	1- 1				
2- 0	0- 0	0- 0	NEUTRAL	0- 0	2- 0	2- 0				
8- 11	0- 0	0- 0	CONFERENCE	0- 4	8- 7	5- 2				
3- 5	0- 0	0- 0	HOME	0- 2	3- 3	2- 1				
3- 5	0- 0	0- 0	AWAY	0- 1	3- 4	3- 1				
2- 1	0- 0	0- 0	NEUTRAL	0- 1	2- 0	0- 0				

RPI 1-25				RPI 26-50				RPI 51-100				RPI 101+				Team's RPI: 204	
RPI	S	Opponent	Score	RPI	S	Opponent	Score	RPI	S	Opponent	Score	RPI	S	Opponent	Score		
								54	A	Indiana	63	68	102	A	Rice	45	47
								56	H	Western Ky.	65	79	102	H	Rice	49	50
								56	N	Western Ky.	61	77	111	A	Middle Tenn.	48	56
								70	A	UAB	52	68	136	A	Louisiana Tech	53	61
								70	H	UAB	51	69	136	N	Louisiana Tech	76	69
								88	H	Kansas St.	54	55	170	H	Charlotte	73	68
													170	N	Charlotte	58	55
													172	H	UTEP	48	50
													197	H	Tulsa	66	43
													213	H	SMU	47	40
													214	H	Southern Miss.	71	62
													222	N	Coastal Caro.	50	34
													242	A	Fla. Atlantic	65	51
													246	H	La Salle	70	44
													259	A	UTSA	58	70
													279	A	Old Dominion	55	52
													279	H	Old Dominion	63	46
													300	A	FIU	92	46
													311	H	Marshall	54	62
													326	N	Detroit Mercy	63	57
													332	A	Ill. -Chicago	67	70
													345	A	Eastern Ill.	63	61
LAST 12 Division I GAMES:																	

Non-Div I Games: Mid-Amer. Christian 86 52 Tex. A&M Int'l 64 38 Okla. Panhandle 63 41

North Texas

Loss, Non-Conf, S Site, H Home A Away N Neutral

Northeastern

Through Games Of March 9, 2018

Average RPI Win:	230	WON-LOST	WINNING	LAST 10	STRENGTH OF	OPP. STRENGTH	TEAM	ADJ.	CONF.	ADJ CONF.
Average RPI Loss:	112	RECORD	PCT. RANK	GAMES	SCHEDULE	OF SCHEDULE	RPI	RPI	RPI	RPI
DIV. I ONLY	16- 14	155	6- 4	137	199	143	143	10	10	
DIV. I NON-CONF.	5- 6	187	0- 0	207	331	216	216	12	12	

TOTALS	RPI 1-25	RPI 26-50	W-L RECORDS	RPI 51-100	RPI 101-999	RPI 201+				
16- 14	0- 0	0- 4	OVERALL	0- 4	16- 6	12- 3				
8- 5	0- 0	0- 2	HOME	0- 2	8- 1	5- 1				
7- 6	0- 0	0- 2	AWAY	0- 1	7- 3	6- 1				
1- 3	0- 0	0- 0	NEUTRAL	0- 1	1- 2	1- 1				
5- 6	0- 0	0- 0	NON-CONFERENCE	0- 2	5- 4	4- 3				
2- 2	0- 0	0- 0	HOME	0- 1	2- 1	1- 1				
2- 2	0- 0	0- 0	AWAY	0- 0	2- 2	2- 1				
1- 2	0- 0	0- 0	NEUTRAL	0- 1	1- 1	1- 1				
11- 8	0- 0	0- 4	CONFERENCE	0- 2	11- 2	8- 0				
6- 3	0- 0	0- 2	HOME	0- 1	6- 0	4- 0				
5- 4	0- 0	0- 2	AWAY	0- 1	5- 1	4- 0				
0- 1	0- 0	0- 0	NEUTRAL	0- 0	0- 1	0- 0				

RPI	S	Opponent	Score	RPI	S	Opponent	Score	RPI	S	Opponent	Score	RPI	S	Opponent	Score	Team's RPI: 143
38	A	El on	71 78	51	H	Harvard	69 79	103	A	Del aware	64 53	103	A	Del aware	73 59	
38	H	El on	46 65	68	A	James Madi son	43 72	103	H	Del aware	50 61	156	A	William & Mary	53 71	
43	A	Drexel	50 58	68	H	James Madi son	57 60	103	N	Del aware	78 72	156	H	William & Mary	64 46	
43	H	Drexel	58 69	80	N	Houston	64 72	159	H	Marist	50 65	159	H	Marist	95 98	
								180	A	New Hampshi re	65 64	219	H	Provi dence	73 74	
								223	N	New Mexico St.	55 65	232	A	Boston U.	54 47	
								245	N	Illinois St.	56 39	245	N	Illinois St.	55 50	
								251	A	UNCW	58 54	251	A	UNCW	67 48	
								251	H	UNCW	59 37	256	A	Hofstra	63 43	
								256	A	Hofstra	64 54	256	H	Hofstra	70 61	
								263	A	Col. of Charleston	79 61	263	A	Col. of Charleston	71 66	
								263	H	Col. of Charleston		272	H	Fairfield		
								272	H	Fairfield		276	A	Massachusetts		
								276	A	Massachusetts		280	A	Towson		
								280	A	Towson		280	H	Towson		
								295	A	Vermont		295	A	Vermont		
LAST 12 Division I GAMES:																
103	N	Del aware	50 61	156	A	William & Mary	53 71	68	A	James Madi son	43 72	103	H	Del aware	73 59	
256	H	Hofstra	58 54	103	H	Del aware	56 39	251	H	UNCW	50 58	103	A	Del aware	64 53	
263	A	Col. of Charleston	67 48	43	A	Drexel										
256	A	Hofstra	55 50													
38	H	El on	46 65													
280	H	Towson	79 61													

Non-Div I Games:

Northeastern

■ Loss,
 ■ Non-Conf,
 ■ S Site,
 ■ Home
 ■ Away
 N Neutral

Average RPI		Win: 224	WON-LOST RECORD	WINNING PCT. RANK	LAST 10 GAMES	STRENGTH OF SCHEDULE	OPP. STRENGTH OF SCHEDULE	TEAM RPI	ADJ. RPI	CONF. RPI	ADJ. CONF. RPI
Loss: 174											
DIV. I ONLY			6- 23	316	3- 7	209	235	305	305	19	19
DIV. I NON-CONF.			2- 8	290	0- 0	194	297	299	299	13	13
TOTALS		RPI 1-25		RPI 26-50		W-L RECORDS		RPI 51-100		RPI 101-999	RPI 201+
6- 23	0- 0			0- 1		OVERALL		0- 0		6- 22	4- 8
3- 11	0- 0			0- 1		HOME		0- 0		3- 10	2- 5
2- 11	0- 0			0- 0		AWAY		0- 0		2- 11	2- 3
1- 1	0- 0			0- 0		NEUTRAL		0- 0		1- 1	0- 0
2- 8	0- 0			0- 0		NON-CONFERENCE		0- 0		2- 8	1- 3
1- 4	0- 0			0- 0		HOME		0- 0		1- 4	1- 2
0- 4	0- 0			0- 0		AWAY		0- 0		0- 4	0- 1
1- 0	0- 0			0- 0		NEUTRAL		0- 0		1- 0	0- 0
4- 15	0- 0			0- 1		CONFERENCE		0- 0		4- 14	3- 5
2- 7	0- 0			0- 1		HOME		0- 0		2- 6	1- 3
2- 7	0- 0			0- 0		AWAY		0- 0		2- 7	2- 2
0- 1	0- 0			0- 0		NEUTRAL		0- 0		0- 1	0- 0

RPI 1-25					
RPI	S	Opponent	Score		
33	H	Northern Colo.	63	85	
LAST 12 Division I GAMES:					
127	N	Portland St.	61	77	
149	H	Eastern Wash.	83	98	
138	H	Idaho	83	93	
127	A	Portland St.	59	68	
273	A	Sacramento St.	95	90	
203	H	North Dakota	79	59	
RPI 26-50					
RPI	S	Opponent	Score		
33	H	Northern Colo.	63	85	
RPI 51-100					
RPI	S	Opponent	Score		
329	A	Southern Utah	72	55	
151	A	Weber St.	63	77	
142	A	Idaho St.	59	76	
235	H	Montana	52	69	
212	H	Montana St.	56	78	
Team's RPI: 305					
RPI	S	Opponent	Score		
102	H	Rice	83	88	
112	N	Boise St.	62	60	
127	A	Portland St.	59	68	
127	N	Portland St.	61	77	
138	A	Idaho	68	83	
138	H	Idaho	83	93	
139	A	Youngstown St.	67	69	
142	A	Idaho St.	59	76	
142	H	Idaho St.	55	75	
147	H	Cal Poly	73	89	
149	A	Eastern Wash.	62	82	
149	H	Eastern Wash.	83	98	
151	A	Weber St.	63	77	
151	H	Weber St.	76	75	
181	A	Denver	73	80	
194	A	CSUN	69	78	
203	H	North Dakota	79	59	
207	H	UC Santa Barbara	93	96	
212	A	Montana St.	39	81	
212	H	Montana St.	56	78	
235	A	Montana	62	70	
235	H	Montana	52	69	
249	H	Grand Canyon	54	72	
255	A	Hawaii	68	84	
273	A	Sacramento St.	95	90	
275	H	Arizona	84	66	
329	A	Southern Utah	72	55	
329	H	Southern Utah	57	60	

Non-Div I Games: Antelope Valley 104 49

Northern Ari z.

■ Loss, ■ Non-Conf, S Site, H Home A Away N Neutral

Average RPI Win:	178	WON-LOST	WINNING	LAST 10	STRENGTH OF	OPP. STRENGTH	TEAM	ADJ.	CONF.	ADJ CONF.
Average RPI Loss:	121	RECORD	PCT. RANK	GAMES	SCHEDULE	OF SCHEDULE	RPI	RPI	RPI	RPI
DIV. I ONLY	25- 6	22	10- 0	81	194	33	33	19	19	
DIV. I NON-CONF.	8- 3	65	0- 0	19	91	21	21	13	13	

TOTALS	RPI 1-25	RPI 26-50	W-L RECORDS	RPI 51-100	RPI 101-999	RPI 201+				
25- 6	1- 0	1- 1	OVERALL	1- 1	22- 4	10- 1				
12- 2	0- 0	1- 0	HOME	0- 0	11- 2	4- 0				
10- 4	1- 0	0- 1	AWAY	0- 1	9- 2	5- 1				
3- 0	0- 0	0- 0	NEUTRAL	1- 0	2- 0	1- 0				
8- 3	1- 0	1- 1	NON-CONFERENCE	1- 1	5- 1	1- 0				
4- 1	0- 0	1- 0	HOME	0- 0	3- 1	0- 0				
3- 2	1- 0	0- 1	AWAY	0- 1	2- 0	1- 0				
1- 0	0- 0	0- 0	NEUTRAL	1- 0	0- 0	0- 0				
17- 3	0- 0	0- 0	CONFERENCE	0- 0	17- 3	9- 1				
8- 1	0- 0	0- 0	HOME	0- 0	8- 1	4- 0				
7- 2	0- 0	0- 0	AWAY	0- 0	7- 2	4- 1				
2- 0	0- 0	0- 0	NEUTRAL	0- 0	2- 0	1- 0				

RPI 1-25				RPI 26-50				Team's RPI: 33				RPI 51-100				RPI 101+			
RPI	S	Opponent	Score	RPI	S	Opponent	Score	RPI	S	Opponent	Score	RPI	S	Opponent	Score	RPI	S	Opponent	Score
20	A	DePaul	94 88	28	H	LSU	58 50	84	A	Fordham	33 48	116	H	Col orado St.	44 55				
				36	A	Qui nni pi ac	49 60	87	N	Li berty	65 57	127	H	Portland St.	63 60				
												131	H	San Franci sco	73 60				
												138	A	Idaho	78 72				
												138	H	Idaho	71 79				
												142	A	Idaho St.	63 57				
												142	H	Idaho St.	75 52				
												142	N	Idaho St.	73 66				
												149	A	Eastern Wash.	70 65				
												149	H	Eastern Wash.	68 62				
												151	A	Weber St.	73 82				
												151	H	Weber St.	71 69				
												157	H	BYU	79 74				
												181	A	Denver	71 63				
												185	H	Paci fic	80 55				
												203	A	North Dakota	70 78				
												203	H	North Dakota	51 45				
												212	A	Montana St.	78 63				
												212	H	Montana St.	82 69				
												235	A	Montana	64 58				
												235	H	Montana	68 50				
												235	N	Montana	78 69				
												273	H	Sacramento St.	90 68				
												283	A	UMKC	88 73				
												305	A	Northern Ariz.	85 63				
												329	A	Southern Utah	60 54				
LAST 12 Division I GAMES:																			
				142	N	Idaho St.	73 66	305	A	Northern Ariz.	85 63								
				235	N	Montana	78 69	151	H	Weber St.	71 69								
				273	H	Sacramento St.	90 68	142	H	Idaho St.	75 52								
				127	H	Portland St.	63 60	212	A	Montana St.	78 63								
				203	H	North Dakota	51 45	235	A	Montana	64 58								
				329	A	Southern Utah	60 54	149	H	Eastern Wash.	68 62								

Non-Div I Games:

Northern Colo.

Average RPI Win:	206	WON-LOST	WINNING	LAST 10	STRENGTH OF	OPP. STRENGTH	TEAM	ADJ.	CONF.	ADJ CONF.
Average RPI Loss:	85	RECORD	PCT. RANK	GAMES	SCHEDULE	OF SCHEDULE	RPI	RPI	RPI	RPI
DIV. I ONLY	15- 15	177	5- 5	143	97	146	146	8	8	
DIV. I NON-CONF.	8- 3	65	0- 0	278	296	114	114	8	8	

TOTALS	RPI 1-25	RPI 26-50	W-L RECORDS	RPI 51-100	RPI 101-999	RPI 201+				
15- 15	1- 3	0- 2	OVERALL	2- 7	12- 3	8- 0				
7- 6	1- 1	0- 1	HOME	2- 2	4- 2	3- 0				
7- 7	0- 0	0- 0	AWAY	0- 0	7- 1	4- 0				
1- 2	0- 0	0- 0	NEUTRAL	0- 2	1- 0	1- 0				
8- 3	0- 1	0- 0	NON-CONFERENCE	1- 2	7- 0	6- 0				
3- 0	0- 0	0- 0	HOME	1- 0	2- 0	2- 0				
4- 1	0- 1	0- 0	AWAY	0- 0	4- 0	3- 0				
1- 2	0- 0	0- 0	NEUTRAL	0- 2	1- 0	1- 0				
7- 12	1- 2	0- 2	CONFERENCE	1- 5	5- 3	2- 0				
4- 6	1- 1	0- 1	HOME	1- 2	2- 2	1- 0				
3- 6	0- 1	0- 1	AWAY	0- 3	3- 1	1- 0				
0- 0	0- 0	0- 0	NEUTRAL	0- 0	0- 0	0- 0				

RPI 1-25				RPI 26-50				RPI 51-100				RPI 101+				Team's RPI: 146
RPI	S	Opponent	Score	RPI	S	Opponent	Score	RPI	S	Opponent	Score	RPI	S	Opponent	Score	
19	H	Buffalo	86 84	45	A	Ball St.	72 81	77	A	Miami (OH)	65 67	115	A	Ohio	75 77	
21	A	Central Mich.	77 91	45	H	Ball St.	50 72	77	H	Miami (OH)	62 77	148	A	Kent St.	72 62	
21	H	Central Mich.	78 81					82	N	Albany (NY)	91 97	148	H	Kent St.	81 79	
22	A	Iowa	80 105					83	A	Toledo	60 63	163	A	SIUE	86 75	
								83	H	Toledo	89 79	200	A	Eastern Mich.	84 75	
								90	N	Lamar University	80 90	200	H	Eastern Mich.	76 83	
								97	A	Western Mich.	83 88	200	H	Eastern Mich.	77 84	
								97	H	Western Mich.	66 85	210	H	Bowling Green	73 68	
								100	H	Western Ill.	96 94	225	A	Akron	84 61	
												259	A	UTSA	69 55	
												269	H	Bradley	76 52	
												273	N	Sacramento St.	84 75	
												307	H	Loyola Chicago	80 71	
												345	A	Eastern Ill.	93 64	
												346	A	Chicago St.	80 59	

LAST 12 Division I GAMES:																
200	H	Eastern Mich.	77 84	210	H	Bowling Green	73 68									
97	H	Western Mich.	66 85	225	A	Akron	84 61									
83	H	Toledo	89 79	148	A	Kent St.	72 62									
200	A	Eastern Mich.	84 75	77	H	Miami (OH)	62 77									
21	A	Central Mich.	77 91	45	A	Ball St.	72 81									
45	H	Ball St.	50 72	115	A	Ohio	75 77									

Non-Div I Games:

Northern Ill.

Average RPI Win:	220	WON-LOST	WINNING	LAST 10	STRENGTH OF	OPP. STRENGTH	TEAM	ADJ.	CONF.	ADJ CONF.
Average RPI Loss:	146	RECORD	PCT. RANK	GAMES	SCHEDULE	OF SCHEDULE	RPI	RPI	RPI	RPI
DIV. I ONLY	8- 22	288	4- 6	115	202	254	254	11	11	
DIV. I NON-CONF.	1- 9	318	0- 0	141	316	292	292	15	15	

TOTALS	RPI 1-25	RPI 26-50	W-L RECORDS	RPI 51-100	RPI 101-999	RPI 201+				
8- 22	1- 2	0- 0	OVERALL	0- 6	7- 14	4- 5				
4- 9	1- 0	0- 0	HOME	0- 3	3- 6	2- 1				
3- 11	0- 1	0- 0	AWAY	0- 2	3- 8	1- 4				
1- 2	0- 1	0- 0	NEUTRAL	0- 1	1- 0	1- 0				
1- 9	0- 0	0- 0	NON-CONFERENCE	0- 2	1- 7	0- 4				
0- 4	0- 0	0- 0	HOME	0- 1	0- 3	0- 1				
1- 4	0- 0	0- 0	AWAY	0- 0	1- 4	0- 3				
0- 1	0- 0	0- 0	NEUTRAL	0- 1	0- 0	0- 0				
7- 13	1- 2	0- 0	CONFERENCE	0- 4	6- 7	4- 1				
4- 5	1- 0	0- 0	HOME	0- 2	3- 3	2- 0				
2- 7	0- 1	0- 0	AWAY	0- 2	2- 4	1- 1				
1- 1	0- 1	0- 0	NEUTRAL	0- 0	1- 0	1- 0				

RPI	S	Opponent	Score	RPI	S	Opponent	Score	RPI	S	Opponent	Score	RPI	S	Opponent	Score	Team's RPI: 254
23	A	Green Bay	41 58					54	H	Indiana	56 67	107	A	ETSU	57 45	
23	H	Green Bay	62 54					81	A	IUPUI	54 56	123	A	Cleveland St.	49 72	
23	N	Green Bay	49 62					81	H	IUPUI	35 71	123	H	Cleveland St.	65 70	
								85	A	Wright St.	60 73	132	A	Milwaukee	60 57	
								85	H	Wright St.	63 68	132	H	Milwaukee	49 52	
								98	N	Jacksonville	49 61	134	H	Robert Morris	50 59	
												139	A	Youngstown St.	51 54	
												139	H	Youngstown St.	59 60	
												148	H	Kent St.	54 59	
												190	A	Oakland	53 79	
												190	H	Oakland	66 59	
												201	A	Stetson	56 67	
												237	A	North Florida	50 58	
												245	A	Illinois St.	37 49	
												250	H	Austin Peay	52 53	
												294	A	Murray St.	87 98	
												326	A	Detroit Mercy	78 67	
												326	H	Detroit Mercy	64 60	
												326	N	Detroit Mercy	76 61	
												332	A	Ill.-Chicago	55 73	
												332	H	Ill.-Chicago	61 53	

LAST 12 Division I GAMES:																
23	N	Green Bay	49 62	326	H	Detroit Mercy	64 60									
326	N	Detroit Mercy	76 61	190	H	Oakland	66 59									
81	A	IUPUI	54 56	132	A	Milwaukee	60 57									
332	A	Ill.-Chicago	55 73	23	A	Green Bay	41 58									
139	H	Youngstown St.	59 60	123	A	Cleveland St.	49 72									
85	A	Wright St.	60 73	139	A	Youngstown St.	51 54									

Non-Div I Games: Oakland City 103 25

Northern Ky.

Average RPI	Win:	212	WON-LOST	WINNING	LAST 10	STRENGTH OF	OPP. STRENGTH	TEAM	ADJ.	CONF.	ADJ CONF.
Average RPI	Loss:	62	RECORD	PCT. RANK	GAMES	SCHEDULE	OF SCHEDULE	RPI	RPI	RPI	RPI
DIV. I ONLY		12- 20		239	3- 7	75	67	175	175	3	3
DIV. I NON-CONF.		7- 7		170	0- 0	134	152	164	164	4	4

TOTALS	RPI 1-25		RPI 26-50		W-L RECORDS	RPI 51-100		RPI 101-999		RPI 201+	
12- 20	0- 6		1- 4		OVERALL	0- 7		11- 3		7- 1	
7- 8	0- 4		1- 2		HOME	0- 1		6- 1		4- 0	
3- 9	0- 0		0- 0		AWAY	0- 1		3- 0		2- 0	
2- 3	0- 1		0- 0		NEUTRAL	0- 1		2- 1		1- 0	
7- 7	0- 2		0- 1		NON-CONFERENCE	0- 2		7- 2		3- 0	
4- 3	0- 2		0- 0		HOME	0- 0		4- 1		2- 0	
2- 2	0- 0		0- 1		AWAY	0- 1		2- 0		1- 0	
1- 2	0- 0		0- 0		NEUTRAL	0- 1		1- 1		0- 0	
5- 13	0- 4		1- 3		CONFERENCE	0- 5		4- 1		4- 1	
3- 5	0- 2		1- 2		HOME	0- 1		2- 0		2- 0	
1- 7	0- 1		0- 1		AWAY	0- 4		1- 1		1- 1	
1- 1	0- 1		0- 0		NEUTRAL	0- 0		1- 0		1- 0	

RPI 1-25				RPI 26-50				RPI 51-100				RPI 101+				Team's RPI: 175
RPI	S	Opponent	Score	RPI	S	Opponent	Score	RPI	S	Opponent	Score	RPI	S	Opponent	Score	
6	A	Ohio St.	54 88	37	A	Syracuse	74 81	54	A	Indiana	73 78	101	N	Auburn	49 48	
17	H	Maryland	65 68	39	A	Michigan	63 84	60	H	Nebraska	59 69	106	N	Chattanooga	44 61	
20	H	DePaul	63 92	39	H	Michigan	59 80	62	A	Purdue	60 63	132	H	Milwaukee	57 66	
22	H	Iowa	61 70	40	H	Rutgers	63 50	64	A	Michigan St.	51 81	158	A	UT Martin	71 63	
22	N	Iowa	45 55	41	H	Minnesota	63 90	93	A	Penn St.	59 67	188	H	Stony Brook	68 36	
23	H	Green Bay	57 63					95	A	Missouri St.	59 90	190	H	Oakland	88 70	
								99	N	Georgetown	54 55	205	A	Wisconsin	46 58	
												205	H	Wisconsin	69 60	
												205	N	Wisconsin	68 63	
												239	A	Illinois	74 59	
												239	H	Illinois	68 61	
												291	H	Santa Clara	57 47	
												345	H	Eastern Ill.	74 40	
												346	A	Chicago St.	63 36	

LAST 12 Division I GAMES:																
				22	N	Iowa	45 55	22	H	Iowa	61 70					
				205	N	Wisconsin	68 63	39	A	Michigan	63 84					
				40	H	Rutgers	63 50	54	A	Indiana	73 78					
				6	A	Ohio St.	54 88	39	H	Michigan	59 80					
				239	H	Illinois	68 61	17	H	Maryland	65 68					
				93	A	Penn St.	59 67	205	A	Wisconsin	46 58					

Non-Div I Games:

Northwestern

Average RPI Win:	302	WON-LOST	WINNING	LAST 10	STRENGTH OF	OPP. STRENGTH	TEAM	ADJ.	CONF.	ADJ CONF.
Average RPI Loss:	192	RECORD	PCT. RANK	GAMES	SCHEDULE	OF SCHEDULE	RPI	RPI	RPI	RPI
DIV. I ONLY	3- 22	332	1- 9	254	274	337	337	26	26	
DIV. I NON-CONF.	1- 6	306	0- 0	165	74	262	262	26	26	

TOTALS	RPI 1-25	RPI 26-50	W-L RECORDS	RPI 51-100	RPI 101-999	RPI 201+				
3- 22	0- 1	0- 0	OVERALL	0- 3	3- 18	3- 13				
2- 8	0- 0	0- 0	HOME	0- 0	2- 8	2- 6				
1- 13	0- 0	0- 0	AWAY	0- 0	1- 1	1- 0				
0- 1	0- 0	0- 0	NEUTRAL	0- 0	0- 1	0- 1				
1- 6	0- 1	0- 0	NON-CONFERENCE	0- 2	1- 3	1- 2				
0- 1	0- 0	0- 0	HOME	0- 0	0- 1	0- 1				
1- 4	0- 1	0- 0	AWAY	0- 2	1- 1	1- 0				
0- 1	0- 0	0- 0	NEUTRAL	0- 0	0- 1	0- 1				
2- 16	0- 0	0- 0	CONFERENCE	0- 1	2- 15	2- 11				
2- 7	0- 0	0- 0	HOME	0- 0	2- 7	2- 5				
0- 9	0- 0	0- 0	AWAY	0- 1	0- 8	0- 6				
0- 0	0- 0	0- 0	NEUTRAL	0- 0	0- 0	0- 0				

RPI 1-25				RPI 26-50				RPI 51-100				RPI 101+ Team's RPI: 337			
RPI	S	Opponent	Score	RPI	S	Opponent	Score	RPI	S	Opponent	Score	RPI	S	Opponent	Score
12	A	Texas	44 68					57	A	Oklahoma St.	44 78	118	A	SFA	48 83
								69	A	TCU	51 89	118	H	SFA	62 70
								90	A	Lamar University	44 71	119	A	Central Ark.	39 59
												119	H	Central Ark.	53 61
												167	A	Ole Miss	44 75
												214	H	Southern Miss.	59 71
												218	A	Nicholls St.	53 85
												218	H	Nicholls St.	63 79
												228	N	Texas Southern	43 56
												229	H	A&M-Corpus Christi	56 62
												233	A	New Orleans	63 81
												233	H	New Orleans	52 47
												244	A	Abilene Christian	41 80
												278	A	McNeese	67 72
												278	H	McNeese	44 60
												297	A	Southeastern La.	65 71
												297	H	Southeastern La.	54 64
												309	A	Houston Baptist	51 57
												313	H	Incarinate Word	53 57
												335	H	Sam Houston St.	63 60
												338	A	La.-Monroe	70 48

LAST 12 Division I GAMES:															
119	A	Central Ark.	39 59	90	A	Lamar University	44 71								
218	A	Nicholls St.	53 85	278	H	McNeese	44 60								
297	H	Southeastern La.	54 64	233	H	New Orleans	52 47								
313	H	Incarinate Word	53 57	119	H	Central Ark.	53 61								
309	A	Houston Baptist	51 57	233	A	New Orleans	63 81								
118	A	SFA	48 83	297	A	Southeastern La.	65 71								

Non-Div I Games: LeTourneau 82 39 LSU-Shreveport 62 42 LSU-Alexandria 85 55 Central Baptist 87 22 Northwestern St.

Average RPI	Win:	74	WON-LOST	WINNING	LAST 10	STRENGTH OF	OPP. STRENGTH	TEAM	ADJ.	CONF.	ADJ CONF.
Average RPI	Loss:	3	RECORD	PCT. RANK	GAMES	SCHEDULE	OF SCHEDULE	RPI	RPI	RPI	RPI
DIV. I ONLY		29- 3		7	9- 1	1	1	2	2	1	1
DIV. I NON-CONF.		12- 1		6	0- 0	2	2	2	2	1	1

TOTALS	RPI 1-25		RPI 26-50		W-L RECORDS	RPI 51-100		RPI 101-999		RPI 201+	
29- 3	9- 3		6- 0		OVERALL	6- 0		8- 0		3- 0	
13- 0	4- 0		2- 0		HOME	3- 0		4- 0		2- 0	
11- 2	2- 2		3- 0		AWAY	3- 0		3- 0		1- 0	
5- 1	3- 1		1- 0		NEUTRAL	0- 0		1- 0		0- 0	
12- 1	5- 1		2- 0		NON-CONFERENCE	3- 0		2- 0		1- 0	
5- 0	3- 0		0- 0		HOME	1- 0		1- 0		1- 0	
4- 1	0- 1		2- 0		AWAY	2- 0		0- 0		0- 0	
3- 0	2- 0		0- 0		NEUTRAL	0- 0		1- 0		0- 0	
17- 2	4- 2		4- 0		CONFERENCE	3- 0		6- 0		2- 0	
8- 0	1- 0		2- 0		HOME	2- 0		3- 0		1- 0	
7- 1	2- 1		1- 0		AWAY	1- 0		3- 0		1- 0	
2- 1	1- 1		1- 0		NEUTRAL	0- 0		0- 0		0- 0	

RPI	S	Opponent	Score	RPI	S	Opponent	Score	RPI	S	Opponent	Score	RPI	S	Opponent	Score
1	A	UConn	71 80	31	A	Virginia	83 69	56	A	Western Ky.	78 65	107	N	ETSU	77 46
4	A	Louisville	67 100	31	N	Virginia	83 47	61	A	Penn	66 54	108	A	Wake Forest	96 73
4	N	Louisville	72 74	37	H	Syracuse	87 72	64	H	Michigan St.	90 59	117	H	North Carolina	94 62
8	A	Florida St.	100 69	39	A	Michigan	83 63	65	H	Virginia Tech	89 59	168	H	Clemson	90 37
8	N	Florida St.	90 80	42	A	Oregon St.	72 67	67	A	Georgia Tech	77 54	183	A	Pittsburgh	87 53
9	H	Tennessee	84 70	50	H	Miami (FL)	83 76	67	H	Georgia Tech	85 69	209	A	Boston College	89 55
11	N	South Carolina	92 85									209	H	Boston College	89 60
14	N	South Fla.	76 66									293	H	Mt. St. Mary's	121 65
16	H	NC State	86 67												
18	A	Duke	72 54												
20	H	DePaul	91 82												
25	H	Marquette	91 85												

LAST 12 Division I GAMES:															
4	N	Louisville	72 74	31	A	Virginia	83 69	67	H	Georgia Tech	85 69	18	A	Duke	72 54
8	N	Florida St.	90 80	67	H	Georgia Tech	85 69	117	H	North Carolina	94 62	8	A	Florida St.	100 69
31	N	Virginia	83 47	18	A	Duke	72 54	8	A	Florida St.	100 69	183	A	Pittsburgh	87 53
16	H	NC State	86 67												
65	H	Virginia Tech	89 59												
209	A	Boston College	89 55												

Non-Div I Games:

Notre Dame

Average RPI Win:	272	WON-LOST	WINNING	LAST 10	STRENGTH OF	OPP. STRENGTH	TEAM	ADJ.	CONF.	ADJ CONF.
Average RPI Loss:	96	RECORD	PCT. RANK	GAMES	SCHEDULE	OF SCHEDULE	RPI	RPI	RPI	RPI
DIV. I ONLY	14- 16	196	4- 6	198	154	190	190	11	11	
DIV. I NON-CONF.	6- 4	122	0- 0	261	139	140	140	15	15	

TOTALS	RPI 1-25	RPI 26-50	W-L RECORDS	RPI 51-100	RPI 101-999	RPI 201+				
14- 16	0- 3	0- 1	OVERALL	0- 6	14- 6	12- 1				
5- 7	0- 2	0- 0	HOME	0- 2	5- 3	5- 0				
6- 8	0- 1	0- 1	AWAY	0- 3	6- 3	4- 1				
3- 1	0- 0	0- 0	NEUTRAL	0- 1	3- 0	3- 0				
6- 4	0- 1	0- 1	NON-CONFERENCE	0- 1	6- 1	6- 0				
2- 1	0- 1	0- 0	HOME	0- 0	2- 0	2- 0				
2- 3	0- 0	0- 1	AWAY	0- 1	2- 1	2- 0				
2- 0	0- 0	0- 0	NEUTRAL	0- 0	2- 0	2- 0				
8- 12	0- 2	0- 0	CONFERENCE	0- 5	8- 5	6- 1				
3- 6	0- 1	0- 0	HOME	0- 2	3- 3	3- 0				
4- 5	0- 1	0- 0	AWAY	0- 2	4- 2	2- 1				
1- 1	0- 0	0- 0	NEUTRAL	0- 1	1- 0	1- 0				

RPI 1-25				RPI 26-50				RPI 51-100				RPI 101+				Team's RPI: 190
RPI	S	Opponent	Score	RPI	S	Opponent	Score	RPI	S	Opponent	Score	RPI	S	Opponent	Score	
21	H	Central Mich.	85 103	39	A	Michigan	69 78	64	A	Michigan St.	63 95	123	A	Cleveland St.	62 70	
23	A	Green Bay	48 78					81	A	IUPUI	64 80	123	H	Cleveland St.	66 86	
23	H	Green Bay	48 81					81	H	IUPUI	55 73	132	A	Milwaukee	80 75	
								81	N	IUPUI	49 56	132	H	Milwaukee	62 74	
								85	A	Wright St.	75 80	139	A	Youngstown St.	58 48	
								85	H	Wright St.	57 77	139	H	Youngstown St.	76 86	
												175	A	Northwestern	70 88	
												231	H	Niagara	67 59	
												245	H	Illinois St.	64 43	
												254	A	Northern Ky.	59 66	
												254	H	Northern Ky.	79 53	
												266	A	Cornell	79 77	
												279	N	Old Dominion	80 59	
												286	A	Cani si us	83 48	
												326	A	Detroit Mercy	85 74	
												326	H	Detroit Mercy	83 50	
												331	N	Ark.-Pine Bluff	69 37	
												332	A	Ill.-Chicago	67 63	
												332	H	Ill.-Chicago	95 78	
												332	N	Ill.-Chicago	80 46	

LAST 12 Division I GAMES:																
				81	N	IUPUI	49 56	81	H	IUPUI	55 73					
				332	N	Ill.-Chicago	80 46	85	A	Wright St.	75 80					
				132	A	Milwaukee	80 75	254	A	Northern Ky.	59 66					
				23	A	Green Bay	48 78	123	H	Cleveland St.	66 86					
				326	A	Detroit Mercy	85 74	139	H	Youngstown St.	76 86					
				332	H	Ill.-Chicago	95 78	326	H	Detroit Mercy	83 50					

Non-Div I Games: Mich.-Dearborn 104 44

Oakland

Loss, Non-Conf, S Site, H Home A Away N Neutral

Ohio

Ohio

Oh i o

Page 211

Average RPI	Win:	90	WON-LOST	WINNING	LAST 10	STRENGTH OF	OPP. STRENGTH	TEAM	ADJ.	CONF.	ADJ CONF.
Average RPI	Loss:	19	RECORD	PCT. RANK	GAMES	SCHEDULE	OF SCHEDULE	RPI	RPI	RPI	RPI
DIV. I ONLY		27- 6	17	9- 1	6	6	6	6	3	3	
DIV. I NON-CONF.		11- 3	45	0- 1	9	3	6	6	4	4	

TOTALS	RPI 1-25		RPI 26-50		W-L RECORDS	RPI 51-100		RPI 101-999		RPI 201+	
27- 6	3- 5		6- 1		OVERALL	9- 0		9- 0		2- 0	
13- 2	1- 1		3- 1		HOME	5- 0		4- 0		0- 0	
8- 4	0- 4		1- 0		AWAY	3- 0		4- 0		2- 0	
6- 0	2- 0		2- 0		NEUTRAL	1- 0		1- 0		0- 0	
11- 3	2- 3		1- 0		NON-CONFERENCE	2- 0		6- 0		0- 0	
6- 1	1- 1		1- 0		HOME	1- 0		3- 0		0- 0	
2- 2	0- 2		0- 0		AWAY	0- 0		2- 0		0- 0	
3- 0	1- 0		0- 0		NEUTRAL	1- 0		1- 0		0- 0	
16- 3	1- 2		5- 1		CONFERENCE	7- 0		3- 0		2- 0	
7- 1	0- 0		2- 1		HOME	4- 0		1- 0		0- 0	
6- 2	0- 2		1- 0		AWAY	3- 0		2- 0		2- 0	
3- 0	1- 0		2- 0		NEUTRAL	0- 0		0- 0		0- 0	

RPI	S	Opponent	Score	RPI	S	Opponent	Score	RPI	S	Opponent	Score	RPI	S	Opponent	Score
4	H	Louisville	90 95	36	H	Quinnipiac	95 63	53	N	FGCU	104 62	104	A	Cincinnati	87 76
13	H	Stanford	85 64	39	A	Michigan	78 71	54	A	Indiana	77 62	120	H	Dartmouth	103 70
13	N	Stanford	94 82	39	H	Michigan	75 84	54	H	Indiana	85 70	138	H	Idaho	99 56
14	A	South Fla.	65 84	40	H	Rutgers	90 68	60	A	Nebraska	73 61	175	H	Northwestern	88 54
17	A	Maryland	69 99	40	N	Rutgers	82 57	62	H	Purdue	73 60	178	A	Florida	103 77
17	N	Maryland	79 69	41	H	Minnesota	91 75	64	H	Michigan St.	78 62	192	N	Memphis	100 69
18	A	Duke	60 69	41	N	Minnesota	90 88	71	H	Maine	83 70	198	H	Washington	85 76
22	A	Iowa	89 103					93	A	Penn St.	89 64	205	A	Wisconsin	68 55
								93	H	Penn St.	94 64	239	A	Illinois	88 69

LAST 12 Division I GAMES:															
17	N	Maryland	79 69	239	A	Illinois	88 69	14	A	South Fla.	65 84	40	H	Rutgers	90 68
41	N	Minnesota	90 88	40	H	Rutgers	90 68	205	A	Wisconsin	68 55	93	H	Penn St.	94 64
40	N	Rutgers	82 57	64	H	Michigan St.	78 62	93	H	Penn St.	94 64	64	H	Michigan St.	78 62
93	A	Penn St.	89 64												
175	H	Northwestern	88 54												
62	H	Purdue	73 60												

Non-Div I Games:

Ohio St.

Oklahoma

Oklahoma				Through Games Of March 9, 2018								
Average RPI	Win:	122	WON-LOST	WINNING	LAST 10	STRENGTH OF	OPP. STRENGTH	TEAM	ADJ.	CONF.	ADJ	CONF.
Average RPI	Loss:	44	RECORD	PCT. RANK	GAMES	SCHEDULE	OF SCHEDULE	RPI	RPI	RPI	RPI	RPI
DIV. I ONLY			16- 14	155	6- 4	2	17	35	35	4	4	
DIV. I NON-CONF.			5- 6	187	0- 0	3	11	33	33	5	5	

TOTALS		RPI 1-25		RPI 26-50		W-L RECORDS		RPI 51-100	RPI 101-999		RPI 201+	
16- 14		1- 7		0- 1		OVERALL		7- 5	8- 1		3- 0	
10- 4		1- 2		0- 0		HOME		5- 1	4- 1		2- 0	
6- 8		0- 4		0- 1		AWAY		2- 3	4- 0		1- 0	
0- 2		0- 1		0- 0		NEUTRAL		0- 1	0- 0		0- 0	
5- 6		1- 3		0- 1		NON-CONFERENCE		2- 1	2- 1		1- 0	
4- 1		1- 0		0- 0		HOME		2- 0	1- 1		1- 0	
1- 4		0- 2		0- 1		AWAY		0- 1	1- 0		0- 0	
0- 1		0- 1		0- 0		NEUTRAL		0- 0	0- 0		0- 0	
11- 8		0- 4		0- 0		CONFERENCE		5- 4	6- 0		2- 0	
6- 3		0- 2		0- 0		HOME		3- 1	3- 0		1- 0	
5- 4		0- 2		0- 0		AWAY		2- 2	3- 0		1- 0	
0- 1		0- 0		0- 0		NEUTRAL		0- 1	0- 0		0- 0	

RPI 1-25				RPI 26-50				Team's RPI: 35				RPI 51-100				RPI 101+			
RPI	S	Opponent	Score	RPI	S	Opponent	Score	RPI	S	Opponent	Score	RPI	S	Opponent	Score	RPI	S	Opponent	Score
1	N	UConn	64 88	27	A	South Dakota St.	61 67	57	A	Oklahoma St.	82 96	105	A	Iowa St.	74 69				
3	A	Baylor	65 74					57	H	Oklahoma St.	67 70	105	H	Iowa St.	80 71				
3	H	Baylor	52 74					58	H	Belmont	96 73	116	A	Colorado St.	78 46				
7	A	Oregon	74 92					63	A	West Virginia	79 77	178	H	Florida	61 80				
12	A	Texas	66 79					63	H	West Virginia	76 57	186	A	Kansas	72 52				
12	H	Texas	78 88					69	A	TCU	58 62	186	H	Kansas	97 64				
14	H	South Fla.	79 74					69	H	TCU	84 71	213	H	SMU	87 75				
20	A	DePaul	108 111					69	N	TCU	83 90	252	A	Texas Tech	73 52				
								88	A	Kansas St.	76 71	252	H	Texas Tech	79 61				
								88	H	Kansas St.	68 49								
								89	H	New Mexico	105 63								
								96	A	Little Rock	56 68								
LAST 12 Division I GAMES:																			
				69	N	TCU	83 90	3	A	Baylor	65 74								
				12	A	Texas	66 79	63	H	West Virginia	76 57								
				252	H	Texas Tech	79 61	88	H	Kansas St.	68 49								
				105	H	Iowa St.	80 71	69	A	TCU	58 62								
				63	A	West Virginia	79 77	186	H	Kansas	97 64								
				186	A	Kansas	72 52	57	H	Oklahoma St.	67 70								

Non-Div I Games:

Oklahoma

Oklahoma

Average RPI Win:	267	WON-LOST	WINNING	LAST 10	STRENGTH OF	OPP. STRENGTH	TEAM	ADJ.	CONF.	ADJ CONF.
Average RPI Loss:	141	RECORD	PCT. RANK	GAMES	SCHEDULE	OF SCHEDULE	RPI	RPI	RPI	RPI
DIV. I ONLY	8- 23	294	4- 6	138	209	279	279	18	18	
DIV. I NON-CONF.	2- 12	306	0- 0	127	243	297	297	20	20	

TOTALS	RPI 1-25	RPI 26-50	W-L RECORDS	RPI 51-100	RPI 101-999	RPI 201+				
8- 23	0- 2	0- 0	OVERALL	0- 3	8- 18	7- 5				
7- 8	0- 2	0- 0	HOME	0- 2	7- 4	6- 1				
1- 11	0- 0	0- 0	AWAY	0- 1	1- 10	1- 3				
0- 4	0- 0	0- 0	NEUTRAL	0- 0	0- 4	0- 1				
2- 12	0- 2	0- 0	NON-CONFERENCE	0- 1	2- 9	2- 2				
2- 5	0- 2	0- 0	HOME	0- 1	2- 2	2- 0				
0- 4	0- 0	0- 0	AWAY	0- 0	0- 4	0- 1				
0- 3	0- 0	0- 0	NEUTRAL	0- 0	0- 3	0- 1				
6- 11	0- 0	0- 0	CONFERENCE	0- 2	6- 9	5- 3				
5- 3	0- 0	0- 0	HOME	0- 1	5- 2	4- 1				
1- 7	0- 0	0- 0	AWAY	0- 1	1- 6	1- 2				
0- 1	0- 0	0- 0	NEUTRAL	0- 0	0- 1	0- 0				

RPI 1-25				RPI 26-50				RPI 51-100				RPI 101+ Team's RPI: 279			
RPI	S	Opponent	Score	RPI	S	Opponent	Score	RPI	S	Opponent	Score	RPI	S	Opponent	Score
16	H	NC State	56 73					56	A	Western Ky.	48 62	102	A	Rice	45 53
18	H	Duke	51 84					70	H	UAB	61 74	102	N	Rice	48 70
								87	H	Liberty	55 63	104	H	Cincinnati	33 54
												109	N	Saint Francis (PA)	68 79
												110	A	George Mason	53 66
												111	A	Middle Tenn.	47 65
												136	A	Louisiana Tech	45 59
												154	A	Hampton	42 50
												156	A	William & Mary	58 75
												170	A	Charlotte	43 51
												170	H	Charlotte	60 63
												172	H	UTEP	56 52
												190	N	Oakland	59 80
												199	H	Richmond	45 54
												204	A	North Texas	46 63
												204	H	North Texas	52 55
												214	A	Southern Miss.	74 55
												242	H	Fla. Atlantic	59 54
												244	N	Abilene Christian	60 74
												259	A	UTSA	56 64
												259	H	UTSA	69 63
												281	A	VCU	39 68
												300	H	FIU	68 60
												311	H	Marshall	69 53
												317	H	South Carolina St.	52 35
												322	H	Coppin St.	75 67

LAST 12 Division I GAMES:															
				102	N	Rice	48 70					214	A	Southern Miss.	74 55
				111	A	Middle Tenn.	47 65					56	A	Western Ky.	48 62
				170	A	Charlotte	43 51					300	H	FIU	68 60
				204	H	North Texas	52 55					102	A	Rice	45 53
				172	H	UTEP	56 52					136	A	Louisiana Tech	45 59
				242	H	Fla. Atlantic	59 54					259	H	UTSA	69 63

Non-Div I Games:

Old Dominion

Loss,
Non-Conf, S Site, H Home
A Away
N Neutral

Average RPI Win:	263	WON-LOST	WINNING	LAST 10	STRENGTH OF	OPP. STRENGTH	TEAM	ADJ.	CONF.	ADJ CONF.
Average RPI Loss:	131	RECORD	PCT. RANK	GAMES	SCHEDULE	OF SCHEDULE	RPI	RPI	RPI	RPI
DIV. I ONLY	9- 16	245	3- 6	190	205	241	241	12	12	
DIV. I NON-CONF.	6- 4	122	0- 0	263	306	156	156	17	17	

TOTALS	RPI 1-25	RPI 26-50	W-L RECORDS	RPI 51-100	RPI 101-999	RPI 201+				
9- 16	0- 0	0- 3	OVERALL	0- 6	9- 7	7- 2				
5- 6	0- 0	0- 2	HOME	0- 2	5- 2	4- 0				
4- 9	0- 0	0- 1	AWAY	0- 3	4- 5	3- 2				
0- 1	0- 0	0- 0	NEUTRAL	0- 1	0- 0	0- 0				
6- 4	0- 0	0- 1	NON-CONFERENCE	0- 1	6- 2	4- 1				
3- 1	0- 0	0- 1	HOME	0- 0	3- 0	2- 0				
3- 3	0- 0	0- 0	AWAY	0- 1	3- 2	2- 1				
0- 0	0- 0	0- 0	NEUTRAL	0- 0	0- 0	0- 0				
3- 12	0- 0	0- 2	CONFERENCE	0- 5	3- 5	3- 1				
2- 5	0- 0	0- 1	HOME	0- 2	2- 2	2- 0				
1- 6	0- 0	0- 1	AWAY	0- 2	1- 3	1- 1				
0- 1	0- 0	0- 0	NEUTRAL	0- 1	0- 0	0- 0				

RPI	S	Opponent	Score	RPI	S	Opponent	Score	RPI	S	Opponent	Score	RPI	S	Opponent	Score	Team's RPI: 241
27	A	South Dakota St.	64 89	59	A	South Dakota	46 70	128	H	UNI	78 74					
27	H	South Dakota St.	54 103	59	H	South Dakota	50 72	173	A	Oral Roberts	56 72					
48	H	Creighton	51 72	88	A	Kansas St.	60 81	173	H	Oral Roberts	53 82					
				100	A	Western III.	68 103	181	A	Denver	60 81					
				100	H	Western III.	51 90	181	H	Denver	74 85					
				100	N	Western III.	57 97	193	A	CSU Bakersfield	43 52					
								194	A	CSUN	68 60					
								212	H	Montana St.	64 53					
								269	A	Bradley	56 69					
								285	A	North Dakota St.	59 57					
								285	H	North Dakota St.	80 67					
								301	A	Wofford	64 60					
								303	A	USC Upstate	69 66					
								325	A	Fort Wayne	65 76					
								325	H	Fort Wayne	77 61					
								336	H	Florida A&M	78 73					

LAST 12 Division I GAMES:																
100	N	Western III.	57 97	100	A	Western III.	68 103									
285	A	North Dakota St.	59 57	27	H	South Dakota St.	54 103									
173	A	Oral Roberts	56 72	285	H	North Dakota St.	80 67									
181	A	Denver	60 81	59	A	South Dakota	46 70									
59	H	South Dakota	50 72	181	H	Denver	74 85									
325	H	Fort Wayne	77 61	100	H	Western III.	51 90									

Non-Div I Games: Graceland (IA) 96 69 Peru St. 63 47 St. Mary (NE) 81 58

Omaha

Average RPI Win:	274	WON-LOST	WINNING	LAST 10	STRENGTH OF	OPP. STRENGTH	TEAM	ADJ.	CONF.	ADJ CONF.
Average RPI Loss:	93	RECORD	PCT. RANK	GAMES	SCHEDULE	OF SCHEDULE	RPI	RPI	RPI	RPI
DIV. I ONLY	15- 13	153	4- 5	245	189	173	173	12	12	
DIV. I NON-CONF.	7- 5	132	0- 0	330	274	207	207	17	17	

TOTALS	RPI 1-25	RPI 26-50	W-L RECORDS	RPI 51-100	RPI 101-999	RPI 201+				
15- 13	0- 0	0- 2	OVERALL	0- 7	15- 4	12- 0				
5- 4	0- 0	0- 1	HOME	0- 2	5- 1	4- 0				
5- 8	0- 0	0- 1	AWAY	0- 4	5- 3	4- 0				
5- 1	0- 0	0- 0	NEUTRAL	0- 1	5- 0	4- 0				
7- 5	0- 0	0- 0	NON-CONFERENCE	0- 2	7- 3	6- 0				
1- 1	0- 0	0- 0	HOME	0- 0	1- 1	1- 0				
2- 4	0- 0	0- 0	AWAY	0- 2	2- 2	1- 0				
4- 0	0- 0	0- 0	NEUTRAL	0- 0	4- 0	4- 0				
8- 8	0- 0	0- 2	CONFERENCE	0- 5	8- 1	6- 0				
4- 3	0- 0	0- 1	HOME	0- 2	4- 0	3- 0				
3- 4	0- 0	0- 1	AWAY	0- 2	3- 1	3- 0				
1- 1	0- 0	0- 0	NEUTRAL	0- 1	1- 0	0- 0				

RPI 1-25				RPI 26-50				RPI 51-100				RPI 101+ Team's RPI: 173			
RPI	S	Opponent	Score	RPI	S	Opponent	Score	RPI	S	Opponent	Score	RPI	S	Opponent	Score
				27	A	South Dakota St.	72 96	59	A	South Dakota	55 72	114	A	Utah	50 71
				27	H	South Dakota St.	70 77	59	H	South Dakota	68 73	144	H	Arkansas	66 77
								59	N	South Dakota	53 65	177	A	UT Arlington	46 70
								69	A	TCU	58 72	181	A	Denver	54 70
								95	A	Missouri St.	66 76	181	H	Denver	90 60
								100	A	Western Ill.	49 56	181	N	Denver	76 71
								100	H	Western Ill.	63 85	197	A	Tulsa	53 41
												241	A	Omaha	82 53
												241	H	Omaha	72 56
												283	A	UMKC	76 73
												285	A	North Dakota St.	64 57
												285	H	North Dakota St.	71 48
												292	N	Alcorn	76 52
												302	N	Long Beach St.	64 58
												309	H	Houston Baptist	78 56
												319	N	Cal St. Fullerton	60 50
												325	A	Fort Wayne	73 48
												325	H	Fort Wayne	66 45
												346	N	Chicago St.	73 43

LAST 12 Division I GAMES:															
				59	N	South Dakota	53 65	285	A	North Dakota St.	64 57				
				181	N	Denver	76 71	100	H	Western Ill.	63 85				
				241	H	Omaha	72 56	325	H	Fort Wayne	66 45				
				59	A	South Dakota	55 72	181	H	Denver	90 60				
				181	A	Denver	54 70	59	H	South Dakota	68 73				
				27	A	South Dakota St.	72 96	27	H	South Dakota St.	70 77				

Non-Div I Games: Okla. Panhandle 88 35 Cent. Christian (KS) 18 47

Oral Roberts

Average RPI Win: 115

Average RPI Loss: 16

WON-LOST
RECORDWINNING
PCT. RANKLAST 10
GAMESSTRENGTH OF
SCHEDULEOPP. STRENGTH
OF SCHEDULETEAM
RPIADJ.
RPICONF.
RPIADJ CONF.
RPIDIV. I ONLY
DIV. I NON-CONF.30- 4
11- 29
229- 1
0- 019
1616
277
77
75
35
3

TOTALS

RPI 1-25

RPI 26-50

W-L RECORDS

RPI 51-100

RPI 101-999

RPI 201+

30- 4

6- 3

5- 1

OVERALL

3- 0

16- 0

4- 0

16- 1

1- 1

4- 0

HOME

2- 0

9- 0

2- 0

9- 3

2- 2

1- 1

AWAY

1- 0

5- 0

1- 0

5- 0

3- 0

0- 0

NEUTRAL

0- 0

2- 0

1- 0

11- 2

2- 2

1- 0

NON-CONFERENCE

1- 0

7- 0

2- 0

8- 0

0- 0

1- 0

HOME

1- 0

6- 0

1- 0

1- 2

1- 2

0- 0

AWAY

0- 0

0- 0

0- 0

2- 0

1- 0

0- 0

NEUTRAL

0- 0

1- 0

1- 0

19- 2

4- 1

4- 1

CONFERENCE

2- 0

9- 0

2- 0

8- 1

1- 1

3- 0

HOME

1- 0

3- 0

1- 0

8- 1

1- 0

1- 1

AWAY

1- 0

5- 0

1- 0

3- 0

2- 0

0- 0

NEUTRAL

0- 0

1- 0

0- 0

RPI 1-25

Team's RPI: 7

RPI 26-50

RPI 51-100

RPI 101+

RPI	S	Opponent	Score
4	A	Louisville	61 74
5	A	Mississippi St.	79 90
10	A	UCLA	70 61
10	H	UCLA	101 94
10	N	UCLA	65 62
13	H	Stanford	65 78
13	N	Stanford	77 57
15	A	Texas A&M	83 68
15	N	Texas A&M	84 62

RPI	S	Opponent	Score
35	H	Oklahoma	92 74
42	A	Oregon St.	79 85
42	H	Oregon St.	75 63
44	H	Cal i forni a	91 54
49	A	Southern Cal i forni a	70 66
49	H	Southern Cal i forni a	80 74

RPI	S	Opponent	Score
55	A	Arizona St.	57 44
55	H	Arizona St.	74 64
72	H	Drake	110 77

RPI	S	Opponent	Score
113	A	Washington St.	90 79
113	H	Washington St.	89 56
114	A	Utah	84 68
141	A	Colorado	74 55
141	N	Colorado	84 47
149	H	Eastern Wash.	81 40
151	H	Weber St.	114 87
154	H	Hampton	87 45
167	H	Ole Miss	90 46
194	H	CSUN	91 43
198	A	Washington	76 63
198	H	Washington	94 83
255	N	Hawaii	85 44
275	A	Arizona	74 61
275	H	Arizona	62 44
329	H	Southern Utah	98 38

LAST 12 Division I GAMES:

13	N	Stanford	77 57	49	H	Southern Cal i forni a	80 74
10	N	UCLA	65 62	113	A	Washington St.	90 79
141	N	Colorado	84 47	198	A	Washington	76 63
275	A	Arizona	74 61	13	H	Stanford	65 78
55	A	Arizona St.	57 44	44	H	Cal i forni a	91 54
10	H	UCLA	101 94	114	A	Utah	84 68

Non-Div I Games:

Oregon

■ Loss,
 ■ Non-Conf,
 ■ S Site,
 ■ Home
 ■ A Away
 N Neutral

Average RPI Win: 169

Average RPI Loss: 22

WON-LOST
RECORDWINNING
PCT. RANKLAST 10
GAMESSTRENGTH OF
SCHEDULEOPP. STRENGTH
OF SCHEDULETEAM
RPIADJ.
RPICONF.
RPIADJ CONF.
RPIDIV. I ONLY
DIV. I NON-CONF.23- 7
9- 242
338- 2
0- 0103
25947
15742
9742
975
35
3

TOTALS

RPI 1-25

RPI 26-50

W-L RECORDS

RPI 51-100

RPI 101-999

RPI 201+

23- 7

2- 5

2- 1

OVERALL

3- 1

16- 0

9- 0

14- 2

2- 2

2- 0

HOME

2- 0

8- 0

6- 0

7- 4

0- 3

0- 1

AWAY

1- 0

6- 0

2- 0

2- 1

0- 0

0- 0

NEUTRAL

0- 1

2- 0

1- 0

9- 2

0- 2

0- 0

NON-CONFERENCE

1- 0

8- 0

7- 0

6- 1

0- 1

0- 0

HOME

1- 0

5- 0

5- 0

1- 1

0- 1

0- 0

AWAY

0- 0

1- 0

1- 0

2- 0

0- 0

0- 0

NEUTRAL

0- 0

2- 0

1- 0

14- 5

2- 3

2- 1

CONFERENCE

2- 1

8- 0

2- 0

8- 1

2- 1

2- 0

HOME

1- 0

3- 0

1- 0

6- 3

0- 2

0- 1

AWAY

1- 0

5- 0

1- 0

0- 1

0- 0

0- 0

NEUTRAL

0- 1

0- 0

0- 0

RPI 1-25

RPI 26-50

Team's RPI: 42

RPI 51-100

RPI 101+

RPI	S	Opponent	Score
2	H	Notre Dame	67 72
7	A	Oregon	63 75
7	H	Oregon	85 79
10	A	UCLA	49 84
10	H	UCLA	67 64
13	H	Stanford	57 60
18	A	Duke	65 72

RPI	S	Opponent	Score
44	H	Cal i forn i a	68 48
49	A	Southern Cal i forn i a	61 65
49	H	Southern Cal i forn i a	69 63

RPI	S	Opponent	Score
55	A	Arizona St.	64 60
55	H	Arizona St.	57 54
55	N	Arizona St.	51 57
66	H	UC Davis	61 47

RPI	S	Opponent	Score
113	A	Washington St.	63 61
113	H	Washington St.	71 53
114	A	Utah	69 58
141	A	Colorado	86 71
174	N	Nevada	89 49
198	A	Washington	95 57
198	H	Washington	75 63
203	H	North Dakota	65 55
207	H	UC Santa Barbara	74 49
275	A	Ari zona	65 40
275	H	Ari zona	88 48
277	H	San Jose St.	110 62
316	N	Utah St.	94 55
321	A	N. C. Central	97 44
324	H	Utah Valley	98 41
341	H	Savannah St.	84 36

LAST 12 Division I GAMES:

55	N	Arizona St.	51	57	113	A	Washington St.	63	61
55	A	Arizona St.	64	60	44	H	Cal i forn i a	68	48
275	A	Arizona	65	40	13	H	Stanford	57	60
49	H	Southern Cal i forn i a	69	63	141	A	Colorado	86	71
10	H	UCLA	67	64	114	A	Utah	69	58
198	A	Washi ngton	95	57	7	A	Oregon	63	75

Oregon St.

Oregon St.

Non-Div I Games:

Oregon St.

Loss, Non-Conf, S Site, H Home A Away N Neutral

Average RPI	Win: 208	WON-LOST	WINNING	LAST 10	STRENGTH OF	OPP. STRENGTH	TEAM	ADJ.	CONF.	ADJ CONF.
Average RPI	Loss: 127	RECORD	PCT. RANK	GAMES	SCHEDULE	OF SCHEDULE	RPI	RPI	RPI	RPI
DIV. I ONLY	14- 17	206	4- 6	119	146	185	185	14	14	
DIV. I NON-CONF.	5- 5	170	0- 0	40	201	128	128	11	11	

TOTALS	RPI 1-25	RPI 26-50	W-L RECORDS	RPI 51-100	RPI 101-999	RPI 201+				
14- 17	0- 0	1- 4	OVERALL	2- 3	11- 10	8- 2				
9- 7	0- 0	1- 2	HOME	1- 2	7- 3	5- 0				
3- 9	0- 0	0- 2	AWAY	0- 1	3- 6	2- 2				
2- 1	0- 0	0- 0	NEUTRAL	1- 0	1- 1	1- 0				
5- 5	0- 0	1- 2	NON-CONFERENCE	1- 1	3- 2	3- 0				
4- 3	0- 0	1- 1	HOME	1- 1	2- 1	2- 0				
1- 2	0- 0	0- 1	AWAY	0- 0	1- 1	1- 0				
0- 0	0- 0	0- 0	NEUTRAL	0- 0	0- 0	0- 0				
9- 12	0- 0	0- 2	CONFERENCE	1- 2	8- 8	5- 2				
5- 4	0- 0	0- 1	HOME	0- 1	5- 2	3- 0				
2- 7	0- 0	0- 1	AWAY	0- 1	2- 5	1- 2				
2- 1	0- 0	0- 0	NEUTRAL	1- 0	1- 1	1- 0				

RPI 1-25				RPI 26-50				RPI 51-100				RPI 101+				Team's RPI: 185	
RPI	S	Opponent	Score	RPI	S	Opponent	Score	RPI	S	Opponent	Score	RPI	S	Opponent	Score		
32	A	Gonzaga	66 90	32	H	Gonzaga	72 99	66	H	UC Davis	58 90	131	A	San Francisco	78 80		
32	H	Gonzaga	72 99	33	A	Northern Colo.	55 80	79	A	Saint Mary's (CA)	88 96	131	H	San Francisco	71 81		
33	A	Northern Colo.	55 80	44	H	California	85 92	79	H	Saint Mary's (CA)	69 70	140	A	Loyola Marymount	60 75		
44	H	California	85 92	46	H	UCF	78 74	79	N	Saint Mary's (CA)	77 73	140	H	Loyola Marymount	77 79		
46	H	UCF	78 74					90	H	Lamar University	80 75	145	A	Fresno St.	70 81		
												157	A	BYU	65 77		
												157	H	BYU	83 76		
												164	A	San Diego	81 68		
												164	H	San Diego	62 60		
												164	N	San Diego	56 66		
												171	H	Brown	57 74		
												206	A	Seattle U	85 73		
												238	A	Pepperdine	85 77		
												238	H	Pepperdine	84 73		
												277	H	San Jose St.	106 97		
												291	A	Santa Clara	55 57		
												291	H	Santa Clara	55 37		
												318	A	Portland	67 89		
												318	H	Portland	91 55		
												318	N	Portland	85 60		
												319	H	Cal St. Fullerton	81 65		
LAST 12 Division I GAMES:																	
164	N	San Diego	56 66	164	H	San Diego	62 60										
79	N	Saint Mary's (CA)	77 73	318	A	Portland	67 89										
318	N	Portland	85 60	32	A	Gonzaga	66 90										
140	H	Loyola Marymount	77 79	238	H	Pepperdine	84 73										
131	A	San Francisco	78 80	291	H	Santa Clara	55 37										
291	A	Santa Clara	55 57	157	H	BYU	83 76										

Non-Div I Games: UC Merced 123 59

Paci fi c

Average RPI Win:	183	WON-LOST	WINNING	LAST 10	STRENGTH OF	OPP. STRENGTH	TEAM	ADJ.	CONF.	ADJ CONF.
Average RPI Loss:	84	RECORD	PCT. RANK	GAMES	SCHEDULE	OF SCHEDULE	RPI	RPI	RPI	RPI
DIV. I ONLY	19- 7	56	8- 2	140	93	61	61	9	9	
DIV. I NON-CONF.	8- 4	87	0- 0	238	65	104	104	9	9	

TOTALS	RPI 1-25	RPI 26-50	W-L RECORDS	RPI 51-100	RPI 101-999	RPI 201+				
19- 7	0- 1	1- 2	OVERALL	2- 2	16- 2	8- 1				
8- 2	0- 1	0- 1	HOME	1- 0	7- 0	4- 0				
9- 4	0- 0	1- 1	AWAY	0- 1	8- 2	3- 1				
2- 1	0- 0	0- 0	NEUTRAL	1- 1	1- 0	1- 0				
8- 4	0- 1	1- 0	NON-CONFERENCE	1- 1	6- 2	4- 1				
2- 1	0- 1	0- 0	HOME	0- 0	2- 0	2- 0				
4- 2	0- 0	1- 0	AWAY	0- 0	3- 2	1- 1				
2- 1	0- 0	0- 0	NEUTRAL	1- 1	1- 0	1- 0				
11- 3	0- 0	0- 2	CONFERENCE	1- 1	10- 0	4- 0				
6- 1	0- 0	0- 1	HOME	1- 0	5- 0	2- 0				
5- 2	0- 0	0- 1	AWAY	0- 1	5- 0	2- 0				
0- 0	0- 0	0- 0	NEUTRAL	0- 0	0- 0	0- 0				

RPI	S	Opponent	Score	RPI	S	Opponent	Score	RPI	S	Opponent	Score	RPI	S	Opponent	Score
2	H	Notre Dame	54 66	29	A	Princeton	40 60	51	A	Harvard	52 55	120	A	Dartmouth	79 50
				29	H	Princeton	55 70	51	H	Harvard	69 49	120	H	Dartmouth	65 47
				30	A	Villanova	79 77	67	N	Georgia Tech	55 69	125	A	Yale	69 54
								95	N	Missouri St.	65 60	125	H	Yale	64 52
												137	A	Saint Joseph's	57 50
												161	A	Binghamton	72 77
												171	A	Brown	88 55
												171	H	Brown	67 56
												182	A	Temple	74 59
												211	A	Columbia	75 39
												211	H	Columbia	70 51
												234	H	Lafayette	55 42
												246	A	La Salle	59 66
												266	A	Cornell	53 39
												266	H	Cornell	68 48
												281	N	VCU	82 52
												334	H	Rhode Island	84 66
												339	A	NJIT	77 38

LAST 12 Division I GAMES:															
171	H	Brown	67 56	29	A	Princeton	40 60	51	A	Harvard	69 49	120	H	Dartmouth	65 47
125	H	Yale	64 52	51	H	Harvard	69 49	120	H	Dartmouth	65 47	125	A	Yale	69 54
120	A	Dartmouth	79 50	125	A	Yale	52 55	171	A	Brown	88 55	182	A	Temple	74 59
51	A	Harvard	52 55	171	A	Brown	88 55	182	A	Temple	74 59				
266	A	Cornell	53 39												
211	A	Columbia	75 39												

Non-Div I Games: Gwynedd Mercy 89 25

Penn

Average RPI Win: 170

Average RPI Loss: 60

WON-LOST
RECORDWINNING
PCT. RANKLAST 10
GAMESSTRENGTH OF
SCHEDULEOPP. STRENGTH
OF SCHEDULETEAM
RPIADJ.
RPICONF.
RPIADJ CONF.
RPIDIV. I ONLY
DIV. I NON-CONF.16- 15
9- 4171
823- 7
0- 060
19161
14693
9193
913
43
4

TOTALS

RPI 1-25

RPI 26-50

W-L RECORDS

RPI 51-100

RPI 101-999

RPI 201+

16- 15

0- 4

2- 5

OVERALL

3- 4

11- 2

8- 1

11- 3

0- 2

2- 1

HOME

3- 0

6- 0

4- 0

4- 9

0- 2

0- 3

AWAY

0- 3

4- 1

3- 1

1- 3

0- 0

0- 1

NEUTRAL

0- 1

1- 1

1- 0

9- 4

0- 0

1- 0

NON-CONFERENCE

1- 2

7- 2

5- 1

6- 0

0- 0

1- 0

HOME

1- 0

4- 0

3- 0

3- 2

0- 0

0- 0

AWAY

0- 1

3- 1

2- 1

0- 2

0- 0

0- 0

NEUTRAL

0- 1

0- 1

0- 0

7- 11

0- 4

1- 5

CONFERENCE

2- 2

4- 0

3- 0

5- 3

0- 2

1- 1

HOME

2- 0

2- 0

1- 0

1- 7

0- 2

0- 3

AWAY

0- 2

1- 0

1- 0

1- 1

0- 0

0- 1

NEUTRAL

0- 0

1- 0

1- 0

RPI 1-25

RPI 26-50

RPI 51-100

Team's RPI: 93

RPI 101+

RPI	S	Opponent	Score
6	A	Ohio St.	64 94
6	H	Ohio St.	64 89
17	H	Maryland	65 69
22	A	Iowa	76 80

RPI	S	Opponent	Score
39	A	Michigan	69 89
39	N	Michigan	48 77
40	A	Rutgers	65 70
40	H	Rutgers	70 67
41	A	Minnesota	68 101
41	H	Minnesota	71 91
43	H	Drexel	84 70

RPI	S	Opponent	Score
52	A	American	66 75
54	H	Indiana	77 74
60	A	Nebraska	51 59
62	A	Purdue	73 88
64	H	Michigan St.	74 59
84	H	Fordham	65 60
88	N	Kansas St.	65 70

RPI	S	Opponent	Score
108	H	Wake Forest	68 58
136	N	Louisiana Tech	59 71
175	H	Northwestern	67 59
183	A	Pittsburgh	59 48
202	H	Siena	86 72
205	A	Wisconsin	69 62
219	A	Providence	60 51
239	H	Illinois	68 59
239	N	Illinois	83 57
257	A	St. Bonaventure	62 65
265	H	Manhattan	78 46
287	H	Central Conn. St.	83 66
311	A	Marshall	80 65

LAST 12 Division I GAMES:

39	N	Michigan	48 77	22	A	Iowa	76 80
239	N	Illinois	83 57	64	H	Michigan St.	74 59
6	H	Ohio St.	64 89	6	A	Ohio St.	64 94
60	A	Nebraska	51 59	62	A	Purdue	73 88
175	H	Northwestern	67 59	239	H	Illinois	68 59
41	A	Minnesota	68 101	40	H	Rutgers	70 67

Non-Div I Games:

Penn St.

Loss,
 Non-Conf,
 S Site,
 H Home
 A Away
 N Neutral

Average RPI Win:	228	WON-LOST	WINNING	LAST 10	STRENGTH OF	OPP. STRENGTH	TEAM	ADJ.	CONF.	ADJ CONF.
Average RPI Loss:	147	RECORD	PCT. RANK	GAMES	SCHEDULE	OF SCHEDULE	RPI	RPI	RPI	RPI
DIV. I ONLY	10- 20	255	3- 7	125	216	238	238	14	14	
DIV. I NON-CONF.	4- 6	214	0- 0	97	346	180	180	11	11	

TOTALS	RPI 1-25	RPI 26-50	W-L RECORDS	RPI 51-100	RPI 101-999	RPI 201+				
10- 20	0- 0	0- 3	OVERALL	0- 3	10- 14	5- 4				
7- 6	0- 0	0- 1	HOME	0- 1	7- 4	3- 2				
2- 13	0- 0	0- 1	AWAY	0- 2	2- 10	1- 2				
1- 1	0- 0	0- 1	NEUTRAL	0- 0	1- 0	1- 0				
4- 6	0- 0	0- 0	NON-CONFERENCE	0- 1	4- 5	2- 2				
2- 2	0- 0	0- 0	HOME	0- 0	2- 2	1- 2				
2- 4	0- 0	0- 0	AWAY	0- 1	2- 3	1- 0				
0- 0	0- 0	0- 0	NEUTRAL	0- 0	0- 0	0- 0				
6- 14	0- 0	0- 3	CONFERENCE	0- 2	6- 9	3- 2				
5- 4	0- 0	0- 1	HOME	0- 1	5- 2	2- 0				
0- 9	0- 0	0- 1	AWAY	0- 1	0- 7	0- 2				
1- 1	0- 0	0- 1	NEUTRAL	0- 0	1- 0	1- 0				

RPI	S	Opponent	Score	RPI	S	Opponent	Score	RPI	S	Opponent	Score	RPI	S	Opponent	Score	Team's RPI: 238
32	A	Gonzaga	51 73	66	A	UC Davis	64 69	114	A	Utah	65 89					
32	H	Gonzaga	48 67	79	A	Saint Mary's (CA)	62 75	131	A	San Francisco	67 68					
32	N	Gonzaga	70 81	79	H	Saint Mary's (CA)	75 82	131	H	San Francisco	95 92					
								140	A	Loyola Marymount	60 75					
								140	H	Loyola Marymount	85 74					
								142	H	Idaho St.	80 74					
								151	A	Weber St.	61 71					
								157	A	BYU	43 78					
								157	H	BYU	67 73					
								164	A	San Diego	53 79					
								164	H	San Diego	66 62					
								174	A	Nevada	77 72					
								185	A	Pacific	73 84					
								185	H	Pacific	77 85					
								196	A	UC Irvine	74 75					
								206	H	Seattle U	62 65					
								223	H	New Mexico St.	64 86					
								291	A	Santa Clara	50 54					
								291	H	Santa Clara	56 55					
								291	N	Santa Clara	74 63					
								302	A	Long Beach St.	83 71					
								318	A	Portland	58 82					
								318	H	Portland	83 79					
								324	H	Utah Valley	71 44					
LAST 12 Division I GAMES:																
32	N	Gonzaga	70 81	140	H	Loyola Marymount	85 74									
291	N	Santa Clara	74 63	164	A	San Diego	53 79									
318	A	Portland	58 82	185	A	Pacific	73 84									
79	H	Saint Mary's (CA)	75 82	318	H	Portland	83 79									
32	H	Gonzaga	48 67	291	A	Santa Clara	50 54									
157	A	BYU	43 78	140	A	Loyola Marymount	60 75									

Non-Div I Games:

Pepperdine

Average RPI Win:	193	WON-LOST	WINNING	LAST 10	STRENGTH OF	OPP. STRENGTH	TEAM	ADJ.	CONF.	ADJ CONF.
Average RPI Loss:	67	RECORD	PCT. RANK	GAMES	SCHEDULE	OF SCHEDULE	RPI	RPI	RPI	RPI
DIV. I ONLY	10- 20	255	1- 9	48	44	183	183	1	1	
DIV. I NON-CONF.	8- 5	111	0- 0	214	171	184	184	1	1	

TOTALS	RPI 1-25	RPI 26-50	W-L RECORDS	RPI 51-100	RPI 101-999	RPI 201+				
10- 20	0- 6	0- 4	OVERALL	2- 5	8- 5	5- 2				
8- 10	0- 5	0- 1	HOME	2- 2	6- 2	5- 1				
2- 9	0- 1	0- 3	AWAY	0- 3	2- 2	0- 1				
0- 1	0- 0	0- 0	NEUTRAL	0- 0	0- 1	0- 0				
8- 5	0- 0	0- 0	NON-CONFERENCE	1- 4	7- 1	5- 1				
7- 3	0- 0	0- 0	HOME	1- 2	6- 1	5- 1				
1- 2	0- 0	0- 0	AWAY	0- 2	1- 0	0- 0				
0- 0	0- 0	0- 0	NEUTRAL	0- 0	0- 0	0- 0				
2- 15	0- 6	0- 4	CONFERENCE	1- 1	1- 4	0- 1				
1- 7	0- 5	0- 1	HOME	1- 0	0- 1	0- 0				
1- 7	0- 1	0- 3	AWAY	0- 1	1- 2	0- 1				
0- 1	0- 0	0- 0	NEUTRAL	0- 0	0- 1	0- 0				

RPI 1-25				RPI 26-50				RPI 51-100				RPI 101+ Team's RPI: 183			
RPI	S	Opponent	Score	RPI	S	Opponent	Score	RPI	S	Opponent	Score	RPI	S	Opponent	Score
2	H	Notre Dame	53 87	31	A	Virginia	50 62	63	A	West Virginia	52 73	104	A	Cincinnati	66 46
4	A	Louisville	49 81	37	A	Syracuse	52 70	65	A	Virginia Tech	66 89	108	H	Wake Forest	49 58
4	H	Louisville	51 77	37	H	Syracuse	53 62	67	H	Georgia Tech	68 62	108	N	Wake Forest	38 72
8	H	Florida St.	59 66	50	A	Miami (FL)	58 82	74	H	Duquesne	53 66	117	A	North Carolina	67 68
16	H	NC State	66 77					84	A	Fordham	55 58	139	H	Youngstown St.	66 58
18	H	Duke	46 58					91	H	Bucknell	57 39	168	A	Clemson	58 42
								93	H	Penn St.	48 59	205	H	Wisconsin	57 58
												209	A	Boston College	61 72
												221	H	Arkansas St.	87 47
												251	H	UNCW	74 55
												266	H	Cornell	51 39
												280	H	Towson	81 63
												346	H	Chicago St.	87 49

LAST 12 Division I GAMES:															
108	N	Wake Forest	38 72	8	H	Florida St.	59 66	168	A	Clemson	58 42				
4	A	Louisville	49 81	18	H	Duke	46 58								
16	H	NC State	66 77	2	H	Notre Dame	53 87								
37	H	Syracuse	53 62	37	A	Syracuse	52 70								
50	A	Miami (FL)	58 82	4	H	Louisville	51 77								
209	A	Boston College	61 72												

Non-Div I Games:

Pittsburgh

Average RPI Win: 216	WON-LOST RECORD	WINNING PCT. RANK	LAST 10 GAMES	STRENGTH OF SCHEDULE	OPP. STRENGTH OF SCHEDULE	TEAM RPI	ADJ. RPI	CONF. RPI	ADJ CONF. RPI
Average RPI Loss: 162									
DIV. I ONLY	5- 23	327	3- 7	175	180	318	318	14	14
DIV. I NON-CONF.	2- 7	286	0- 0	218	328	319	319	11	11

TOTALS	RPI 1-25	RPI 26-50	W-L RECORDS	RPI 51-100	RPI 101-999	RPI 201+			
5- 23	0- 0	0- 2	OVERALL	1- 1	4- 20	3- 4			
5- 10	0- 0	0- 1	HOME	1- 0	4- 9	3- 1			
0- 12	0- 0	0- 1	AWAY	0- 1	0- 10	0- 3			
0- 1	0- 0	0- 0	NEUTRAL	0- 0	0- 1	0- 0			
2- 7	0- 0	0- 0	NON-CONFERENCE	0- 0	2- 7	2- 1			
2- 4	0- 0	0- 0	HOME	0- 0	2- 4	2- 0			
0- 3	0- 0	0- 0	AWAY	0- 0	0- 3	0- 1			
0- 0	0- 0	0- 0	NEUTRAL	0- 0	0- 0	0- 0			
3- 16	0- 0	0- 2	CONFERENCE	1- 1	2- 13	1- 3			
3- 6	0- 0	0- 1	HOME	1- 0	2- 5	1- 1			
0- 9	0- 0	0- 1	AWAY	0- 1	0- 7	0- 2			
0- 1	0- 0	0- 0	NEUTRAL	0- 0	0- 1	0- 0			

RPI S Opponent	Score	RPI S Opponent	Score	RPI S Opponent	Score	RPI S Opponent	Score	Team's RPI: 318
32 A Gonzaga	36 75	79 A Saint Mary's (CA)	49 77	109 H Saint Francis (PA)	101 106			
32 H Gonzaga	56 70	79 H Saint Mary's (CA)	68 65	112 H Boise St.	47 73			
				127 H Portland St.	71 77			
				131 A San Francisco	75 84			
				131 H San Francisco	63 76			
				140 A Loyol a Marymount	55 76			
				140 H Loyol a Marymount	60 63			
				151 H Weber St.	70 91			
				157 A BYU	35 73			
				157 H BYU	58 72			
				164 A San Di ego	52 59			
				164 H San Di ego	60 75			
				185 A Paci fi c	55 91			
				185 H Paci fi c	89 67			
				185 N Paci fi c	60 85			
				196 A UC Irvi ne	52 63			
				198 A Washi ngton	67 93			
				238 A Pepperdi ne	79 83			
				238 H Pepperdi ne	82 58			
				255 H Hawai i	76 47			
				291 A Santa Clara	57 67			
				291 H Santa Clara	43 50			
				319 A Cal St. Fullerton	61 66			
				324 H Utah Valley	71 64			
LAST 12 Di vi si on I GAMES:								
185 N Paci fi c	60 85	131 H San Francisco	63 76					
238 H Pepperdi ne	82 58	140 A Loyol a Marymount	55 76					
157 A BYU	35 73	238 A Pepperdi ne	79 83					
79 A Saint Mary's (CA)	49 77	79 H Saint Mary's (CA)	68 65					
291 A Santa Clara	57 67	32 A Gonzaga	36 75					
185 H Paci fi c	89 67	140 H Loyol a Marymount	60 63					

Non-Di v I Games: Willamette 72 52 Warner Paci fi c 95 59

Portland

Average RPI		Win: 230	WON-LOST RECORD	WINNING PCT. RANK	LAST 10 GAMES	STRENGTH OF SCHEDULE	OPP. STRENGTH OF SCHEDULE	TEAM RPI	ADJ. RPI	CONF. RPI	ADJ. CONF. RPI
Loss: 130											
DIV. I ONLY			17- 13	133	7- 3	185	204	127	127	19	19
DIV. I NON-CONF.			4- 5	202	0- 0	135	177	107	107	13	13
TOTALS		RPI 1-25		RPI 26-50		W-L RECORDS	RPI 51-100	RPI 101-999		RPI 201+	
17- 13	0- 0			0- 2		OVERALL	0- 2	17- 9		11- 2	
8- 2	0- 0			0- 0		HOME	0- 0	8- 2		5- 0	
7- 10	0- 0			0- 2		AWAY	0- 2	7- 6		5- 2	
2- 1	0- 0			0- 0		NEUTRAL	0- 0	2- 1		1- 0	
4- 5	0- 0			0- 1		NON-CONFERENCE	0- 2	4- 2		2- 1	
1- 0	0- 0			0- 0		HOME	0- 0	1- 0		0- 0	
3- 5	0- 0			0- 1		AWAY	0- 2	3- 2		2- 1	
0- 0	0- 0			0- 0		NEUTRAL	0- 0	0- 0		0- 0	
13- 8	0- 0			0- 1		CONFERENCE	0- 0	13- 7		9- 1	
7- 2	0- 0			0- 0		HOME	0- 0	7- 2		5- 0	
4- 5	0- 0			0- 1		AWAY	0- 0	4- 4		3- 1	
2- 1	0- 0			0- 0		NEUTRAL	0- 0	2- 1		1- 0	

[illegible]

Non-Div I Games:	Northwest (WA)	63	60	Multnomah	95	32
------------------	----------------	----	----	-----------	----	----

Portland St.

■ Loss, ■ Non-Conf, S Site, H Home A Away N Neutral

Average RPI Win:	292	WON-LOST	WINNING	LAST 10	STRENGTH OF	OPP. STRENGTH	TEAM	ADJ.	CONF.	ADJ CONF.
Average RPI Loss:	197	RECORD	PCT. RANK	GAMES	SCHEDULE	OF SCHEDULE	RPI	RPI	RPI	RPI
DIV. I ONLY	13- 16	214	7- 3	264	348	243	243	32	32	
DIV. I NON-CONF.	0- 9	337	0- 0	81	269	307	307	32	32	

TOTALS	RPI 1-25	RPI 26-50	W-L RECORDS	RPI 51-100	RPI 101-999	RPI 201+				
13- 16	0- 1	0- 0	OVERALL	0- 0	13- 15	12- 8				
8- 3	0- 0	0- 0	HOME	0- 0	8- 3	7- 2				
5- 11	0- 1	0- 0	AWAY	0- 0	5- 10	5- 5				
0- 2	0- 0	0- 0	NEUTRAL	0- 0	0- 2	0- 1				
0- 9	0- 1	0- 0	NON-CONFERENCE	0- 0	0- 8	0- 3				
0- 1	0- 0	0- 0	HOME	0- 0	0- 1	0- 0				
0- 7	0- 1	0- 0	AWAY	0- 0	0- 6	0- 2				
0- 1	0- 0	0- 0	NEUTRAL	0- 0	0- 1	0- 1				
13- 7	0- 0	0- 0	CONFERENCE	0- 0	13- 7	12- 5				
8- 2	0- 0	0- 0	HOME	0- 0	8- 2	7- 2				
5- 4	0- 0	0- 0	AWAY	0- 0	5- 4	5- 3				
0- 1	0- 0	0- 0	NEUTRAL	0- 0	0- 1	0- 0				

RPI 1-25				RPI 26-50				RPI 51-100				RPI 101+ Team's RPI: 243			
RPI	S	Opponent	Score	RPI	S	Opponent	Score	RPI	S	Opponent	Score	RPI	S	Opponent	Score
15	A	Texas A&M	70 98									102	H	Rice	68 88
												116	A	Colorado St.	59 71
												129	A	Bethune-Cookman	52 77
												135	A	Texas St.	57 84
												168	A	Clemson	58 64
												179	A	Southern U.	58 96
												179	H	Southern U.	69 62
												179	N	Southern U.	76 84
												216	A	Grambling	79 81
												216	H	Grambling	68 75
												228	A	Texas Southern	61 56
												228	H	Texas Southern	65 48
												229	N	A&M-Corpus Christi	62 72
												252	A	Texas Tech	60 89
												292	A	Alcorn	96 76
												292	H	Alcorn	72 73
												296	A	Jackson St.	61 70
												296	H	Jackson St.	66 64
												296	H	Jackson St.	85 73
												308	A	UTRGV	62 78
												310	A	Alabama A&M	55 48
												310	H	Alabama A&M	84 73
												314	A	Alabama St.	68 70
												314	H	Alabama St.	69 63
												331	A	Ark. -Pine Bluff	89 72
												331	H	Ark. -Pine Bluff	64 52
												340	A	Mississippi Val.	75 74
												340	H	Mississippi Val.	78 73

LAST 12 Division I GAMES:															
				179	N	Southern U.	76 84	340	A	Mississippi Val.	75 74				
				296	H	Jackson St.	66 64	331	A	Ark. -Pine Bluff	89 72				
				179	A	Southern U.	58 96	296	H	Jackson St.	85 73				
				292	A	Alcorn	96 76	216	H	Grambling	68 75				
				310	H	Alabama A&M	84 73	228	H	Texas Southern	65 48				
				314	H	Alabama St.	69 63	310	A	Alabama A&M	55 48				

Non-Div I Games: Texas-Tyler 99 56 Arlington Baptist 116 73

Prairie View

Average RPI Win: 263	WON-LOST RECORD	WINNING PCT. RANK	LAST 10 GAMES	STRENGTH OF SCHEDULE	OPP. STRENGTH OF SCHEDULE	TEAM RPI	ADJ. RPI	CONF. RPI	ADJ CONF. RPI
Average RPI Loss: 176									
DIV. I ONLY	12- 18	228	5- 5	232	284	247	247	27	27
DIV. I NON-CONF.	3- 8	268	0- 0	180	147	254	254	28	28

TOTALS	RPI 1-25	RPI 26-50	W-L RECORDS	RPI 51-100	RPI 101-999	RPI 201+			
12- 18	0- 2	0- 0	OVERALL	0- 3	12- 13	10- 7			
7- 6	0- 0	0- 0	HOME	0- 1	7- 5	5- 4			
5- 11	0- 0	0- 0	AWAY	0- 1	5- 1	5- 0			
0- 1	0- 0	0- 0	NEUTRAL	0- 0	0- 1	0- 0			
3- 8	0- 2	0- 0	NON-CONFERENCE	0- 1	3- 5	2- 3			
2- 2	0- 0	0- 0	HOME	0- 0	2- 2	1- 2			
1- 6	0- 2	0- 0	AWAY	0- 1	1- 3	1- 1			
0- 0	0- 0	0- 0	NEUTRAL	0- 0	0- 0	0- 0			
9- 10	0- 0	0- 0	CONFERENCE	0- 2	9- 8	8- 4			
5- 4	0- 0	0- 0	HOME	0- 1	5- 3	4- 2			
4- 5	0- 0	0- 0	AWAY	0- 1	4- 4	4- 2			
0- 1	0- 0	0- 0	NEUTRAL	0- 0	0- 1	0- 0			

RPI 1-25				RPI 26-50				RPI 51-100				RPI 101+ Team's RPI: 247			
RPI	S	Opponent	Score	RPI	S	Opponent	Score	RPI	S	Opponent	Score	RPI	S	Opponent	Score
10	A	UCLA	40 76					58	A	Bel mont	48 90	106	A	Chattanooga	51 71
18	A	Duke	45 79					87	A	Li berty	55 63	117	A	North Carolina	56 91
								87	H	Li berty	64 76	126	A	Radford	55 93
												126	H	Radford	40 64
												187	A	Hi gh Point	55 81
												187	H	Hi gh Point	62 55
												187	N	Hi gh Point	60 62
												189	H	Furman	76 75
												215	A	UNC Asheville	76 74
												215	H	UNC Asheville	72 63
												220	H	UNCG	57 64
												227	A	Gardner-Webb	60 50
												227	H	Gardner-Webb	72 69
												260	A	Campbel l	40 53
												260	H	Campbel l	65 59
												270	A	San Diego St.	50 77
												299	H	Kennesaw St.	51 60
												303	A	USC Upstate	83 69
												320	A	Charleston So.	81 58
												320	H	Charleston So.	61 64
												321	H	N. C. Central	69 60
												343	A	Wi nthrop	64 58
												343	H	Wi nthrop	78 45
												344	A	Longwood	56 66
												344	H	Longwood	60 75

								LAST 12 Division I GAMES:							
								187	N	Hi gh Point	60 62	260	A	Campbel l	40 53
								320	A	Charleston So.	81 58	344	H	Longwood	60 75
								215	H	UNC Asheville	72 63	343	A	Wi nthrop	64 58
								126	H	Radford	40 64	87	A	Li berty	55 63
								227	A	Gardner-Webb	60 50	320	H	Charleston So.	61 64
								187	H	Hi gh Poi nt	62 55	215	A	UNC Asheville	76 74

Non-Div I Games:

Presbyterian

Average RPI Win:	158	WON-LOST	WINNING	LAST 10	STRENGTH OF	OPP. STRENGTH	TEAM	ADJ.	CONF.	ADJ CONF.
Average RPI Loss:	63	RECORD	PCT. RANK	GAMES	SCHEDULE	OF SCHEDULE	RPI	RPI	RPI	RPI
DIV. I ONLY	22- 5	18	9- 1	91	92	29	29	9	9	
DIV. I NON-CONF.	10- 3	52	0- 0	123	46	50	50	9	9	

TOTALS	RPI 1-25	RPI 26-50	W-L RECORDS	RPI 51-100	RPI 101-999	RPI 201+				
22- 5	0- 0	1- 2	OVERALL	4- 2	17- 1	7- 0				
10- 2	0- 0	0- 1	HOME	3- 1	7- 0	3- 0				
10- 3	0- 0	1- 1	AWAY	1- 1	8- 1	4- 0				
2- 0	0- 0	0- 0	NEUTRAL	0- 0	2- 0	0- 0				
10- 3	0- 0	1- 2	NON-CONFERENCE	1- 1	8- 0	3- 0				
3- 2	0- 0	0- 1	HOME	1- 1	2- 0	1- 0				
5- 1	0- 0	1- 1	AWAY	0- 0	4- 0	2- 0				
2- 0	0- 0	0- 0	NEUTRAL	0- 0	2- 0	0- 0				
12- 2	0- 0	0- 0	CONFERENCE	3- 1	9- 1	4- 0				
7- 0	0- 0	0- 0	HOME	2- 0	5- 0	2- 0				
5- 2	0- 0	0- 0	AWAY	1- 1	4- 1	2- 0				
0- 0	0- 0	0- 0	NEUTRAL	0- 0	0- 0	0- 0				

RPI 1-25				RPI 26-50				Team's RPI: 29				RPI 51-100				RPI 101+			
RPI	S	Opponent	Score	RPI	S	Opponent	Score	RPI	S	Opponent	Score	RPI	S	Opponent	Score	RPI	S	Opponent	Score
				30	H	Villanova	59 62	51	A	Harvard	58 72	103	H	Delaware	78 60				
				36	A	Quinnipiac	60 46	51	H	Harvard	80 47	106	N	Chattanooga	59 49				
				40	A	Rutgers	50 70	61	A	Penn	70 55	120	A	Dartmouth	79 67				
								61	H	Penn	60 40	120	H	Dartmouth	82 63				
								67	H	Georgia Tech	56 67	122	A	Seton Hall	85 83				
								78	H	George Washington	72 52	125	A	Yale	59 73				
												125	H	Yale	64 53				
												137	N	Saint Joseph's	63 54				
												171	A	Brown	77 62				
												171	H	Brown	79 44				
												184	A	Davidson	63 57				
												211	A	Columbia	74 46				
												211	H	Columbia	69 47				
												234	A	Lafayette	53 45				
												266	A	Cornell	72 40				
												266	H	Cornell	75 54				
												323	H	UMBC	77 40				
												328	A	Wagner	58 37				
LAST 12 Division I GAMES:																			
				125	H	Yale	64 53	61	H	Penn	60 40								
				171	H	Brown	79 44	120	H	Dartmouth	82 63								
				51	A	Harvard	58 72	51	H	Harvard	80 47								
				120	A	Dartmouth	79 67	171	A	Brown	77 62								
				211	A	Columbia	74 46	125	A	Yale	59 73								
				266	A	Cornell	72 40	266	H	Cornell	75 54								

Non-Div I Games:

Princeton

Average RPI	Win:	181	WON-LOST	WINNING	LAST 10	STRENGTH OF	OPP. STRENGTH	TEAM	ADJ.	CONF.	ADJ CONF.
Average RPI	Loss:	98	RECORD	PCT. RANK	GAMES	SCHEDULE	OF SCHEDULE	RPI	RPI	RPI	RPI
DIV. I ONLY		10- 21	268	2- 8	141	72	219	219	6	6	
DIV. I NON-CONF.		7- 5	132	0- 0	267	145	185	185	6	6	

TOTALS	RPI 1-25		RPI 26-50		W-L RECORDS		RPI 51-100		RPI 101-999		RPI 201+
10- 21	0- 4		0- 5		OVERALL		3- 3		7- 9		4- 3
4- 10	0- 2		0- 2		HOME		1- 2		3- 4		3- 1
3- 10	0- 2		0- 3		AWAY		1- 1		2- 4		0- 2
3- 1	0- 0		0- 0		NEUTRAL		1- 0		2- 1		1- 0
7- 5	0- 0		0- 1		NON-CONFERENCE		1- 1		6- 3		3- 2
2- 3	0- 0		0- 0		HOME		0- 1		2- 2		2- 1
2- 2	0- 0		0- 1		AWAY		0- 0		2- 1		0- 1
3- 0	0- 0		0- 0		NEUTRAL		1- 0		2- 0		1- 0
3- 16	0- 4		0- 4		CONFERENCE		2- 2		1- 6		1- 1
2- 7	0- 2		0- 2		HOME		1- 1		1- 2		1- 0
1- 8	0- 2		0- 2		AWAY		1- 1		0- 3		0- 1
0- 1	0- 0		0- 0		NEUTRAL		0- 0		0- 1		0- 0

RPI 1-25				RPI 26-50				RPI 51-100				RPI 101+				Team's RPI: 219
RPI	S	Opponent	Score	RPI	S	Opponent	Score	RPI	S	Opponent	Score	RPI	S	Opponent	Score	
20	A	DePaul	47 81	30	A	Villanova	43 70	75	A	St. John's (NY)	49 44	122	A	Seton Hall	56 65	
20	H	DePaul	48 71	30	H	Villanova	55 63	75	H	St. John's (NY)	70 68	122	H	Seton Hall	56 65	
25	A	Marquette	61 94	36	A	Quinnipiac	36 62	85	N	Wright St.	74 69	125	A	Yale	55 51	
25	H	Marquette	60 77	48	A	Creighton	56 73	93	H	Penn St.	51 60	130	A	Butler	57 68	
				48	H	Creighton	84 87	99	A	Georgetown	48 74	130	H	Butler	48 69	
								99	H	Georgetown	43 75	130	N	Butler	67 73	
												143	A	Northeastern	98 95	
												171	H	Brown	59 64	
												201	N	Stetson	56 45	
												209	H	Boston College	63 55	
												211	H	Columbia	64 73	
												224	A	Xavier	59 68	
												224	H	Xavier	69 48	
												248	A	Sacred Heart	75 78	
												334	H	Rhode Island	65 41	
												341	N	Savannah St.	78 48	

LAST 12 Division I GAMES:																
130	N	Butler	67 73	20	A	DePaul	47 81									
99	A	Georgetown	48 74	25	A	Marquette	61 94									
30	A	Villanova	43 70	75	H	St. John's (NY)	70 68									
224	H	Xavier	69 48	122	H	Seton Hall	56 65									
130	H	Butler	48 69	130	A	Butler	57 68									
48	H	Creighton	84 87	224	A	Xavier	59 68									

Non-Div I Games:

Providence

Average RPI Win:	130	WON-LOST	WINNING	LAST 10	STRENGTH OF	OPP. STRENGTH	TEAM	ADJ.	CONF.	ADJ CONF.
Average RPI Loss:	58	RECORD	PCT. RANK	GAMES	SCHEDULE	OF SCHEDULE	RPI	RPI	RPI	RPI
DIV. I ONLY	18- 13	122	5- 5	21	62	62	62	3	3	
DIV. I NON-CONF.	9- 5	99	0- 0	20	132	55	55	4	4	

TOTALS	RPI 1-25	RPI 26-50	W-L RECORDS	RPI 51-100	RPI 101-999	RPI 201+				
18- 13	3- 1	2- 5	OVERALL	4- 5	9- 2	5- 0				
11- 5	0- 0	1- 2	HOME	4- 2	6- 1	3- 0				
6- 6	3- 1	1- 1	AWAY	0- 3	2- 1	2- 0				
1- 2	0- 0	0- 2	NEUTRAL	0- 0	1- 0	0- 0				
9- 5	1- 0	0- 2	NON-CONFERENCE	3- 1	5- 2	2- 0				
6- 2	0- 0	0- 1	HOME	3- 0	3- 1	1- 0				
2- 2	1- 0	0- 0	AWAY	0- 1	1- 1	1- 0				
1- 1	0- 0	0- 1	NEUTRAL	0- 0	1- 0	0- 0				
9- 8	2- 1	2- 3	CONFERENCE	1- 4	4- 0	3- 0				
5- 3	0- 0	1- 1	HOME	1- 2	3- 0	2- 0				
4- 4	2- 1	1- 1	AWAY	0- 2	1- 0	1- 0				
0- 1	0- 0	0- 1	NEUTRAL	0- 0	0- 0	0- 0				

RPI	S	Opponent	Score	RPI	S	Opponent	Score	RPI	S	Opponent	Score	RPI	S	Opponent	Score
6	A	Ohio St.	60 73	39	A	Michigan	81 79	54	A	Indiana	54 72	114	A	Utah	68 81
17	A	Maryland	75 65	40	A	Rutgers	50 58	54	H	Indiana	44 52	115	H	Ohio	71 77
21	A	Central Mich.	79 69	40	H	Rutgers	47 33	60	A	Nebraska	51 75	149	H	Eastern Wash.	65 40
22	A	Iowa	76 70	40	N	Rutgers	60 62	64	H	Michigan St.	68 82	158	H	UT Martin	60 58
				41	H	Minnesota	74 78	67	A	Georgia Tech	55 68	159	N	Marist	61 47
				45	H	Ball St.	60 66	77	H	Miami (OH)	75 66	175	H	Northwestern	63 60
				49	N	Southern California	46 58	79	H	Saint Mary's (CA)	70 60	205	H	Wisconsin	57 35
								90	H	Lamar University	79 64	239	A	Illinois	73 54
								93	H	Penn St.	88 73	239	H	Illinois	64 51
												255	A	Hawaii	79 67
												290	H	Valparaiso	95 49

Team's RPI: 62															
LAST 12 Division I GAMES:															
				40	N	Rutgers	60 62	41	H	Minnesota	74 78				
				64	H	Michigan St.	68 82	239	A	Illinois	73 54				
				239	H	Illinois	64 51	39	A	Michigan	81 79				
				6	A	Ohio St.	60 73	93	H	Penn St.	88 73				
				17	A	Maryland	75 65	60	A	Nebraska	51 75				
				54	H	Indiana	44 52	175	H	Northwestern	63 60				

Non-Div I Games:

Purdue

Average RPI	Win: 223	WON-LOST	WINNING	LAST 10	STRENGTH OF	OPP. STRENGTH	TEAM	ADJ.	CONF.	ADJ CONF.
Average RPI	Loss: 29	RECORD	PCT. RANK	GAMES	SCHEDULE	OF SCHEDULE	RPI	RPI	RPI	RPI
DIV. I ONLY	27- 5	13	10- 0	112	224	36	36	28	28	
DIV. I NON-CONF.	6- 5	153	0- 0	5	14	17	17	25	25	
TOTALS	RPI 1-25	RPI 26-50	W-L RECORDS	RPI 51-100	RPI 101-999	RPI 201+				
27- 5	1- 3	2- 1	OVERALL	0- 1	24- 0	19- 0				
12- 1	0- 0	2- 1	HOME	0- 0	10- 0	9- 0				
12- 3	1- 2	0- 0	AWAY	0- 1	11- 0	8- 0				
3- 1	0- 1	0- 0	NEUTRAL	0- 0	3- 0	2- 0				
6- 5	1- 3	2- 1	NON-CONFERENCE	0- 1	3- 0	1- 0				
3- 1	0- 0	2- 1	HOME	0- 0	1- 0	1- 0				
3- 3	1- 2	0- 0	AWAY	0- 1	2- 0	0- 0				
0- 1	0- 1	0- 0	NEUTRAL	0- 0	0- 0	0- 0				
21- 0	0- 0	0- 0	CONFERENCE	0- 0	21- 0	18- 0				
9- 0	0- 0	0- 0	HOME	0- 0	9- 0	8- 0				
9- 0	0- 0	0- 0	AWAY	0- 0	9- 0	8- 0				
3- 0	0- 0	0- 0	NEUTRAL	0- 0	3- 0	2- 0				

RPI	S	Opponent	Score	RPI	S	Opponent	Score	Team's RPI: 36	RPI	S	Opponent	Score	RPI	S	Opponent	Score	RPI	S	Opponent	Score
6	A	Ohio St.	63 95	29	H	Princeton	46 60		64	A	Michigan St.	55 74	154	A	Hampton	64 58				
21	A	Central Mich.	84 70	33	H	Northern Colo.	60 49						159	A	Marist	80 74				
22	A	Iowa	67 83	34	H	Dayton	72 66						159	H	Marist	62 56				
24	N	Missouri	51 66										159	N	Marist	67 58				
													199	A	Richmond	81 65				
													202	A	Siena	83 72				
													202	H	Siena	68 54				
													219	H	Providence	62 36				
													231	A	Niagara	84 55				
													231	H	Niagara	77 61				
													253	A	Rider	80 59				
													253	H	Rider	73 66				
													253	N	Rider	82 62				
													265	A	Manhattan	80 64				
													272	A	Fairfield	58 39				
													272	H	Fairfield	77 45				
													284	A	Monmouth	76 55				
													284	H	Monmouth	77 57				
													284	N	Monmouth	83 44				
													286	A	Canisius	84 55				
													286	H	Canisius	64 39				
													342	A	Iona	74 38				
													342	H	Iona	90 47				
													347	H	Saint Peter's	86 39				
				LAST 12 Division I GAMES:																
				159	N	Marist	67 58		202	A	Siena	83 72								
				253	N	Rider	82 62		286	H	Canisius	64 39								
				284	N	Monmouth	83 44		342	H	Iona	90 47								
				284	H	Monmouth	77 57		272	A	Fairfield	58 39								
				253	A	Rider	80 59		231	A	Niagara	84 55								
				159	A	Marist	80 74		286	A	Canisius	84 55								

Non-Div I Games:

Qui nni pi ac

RadfordRadford

Radford

Page 234

Average RPI Win:	289	WON-LOST	WINNING	LAST 10	STRENGTH OF	OPP. STRENGTH	TEAM	ADJ.	CONF.	ADJ CONF.
Average RPI Loss:	160	RECORD	PCT. RANK	GAMES	SCHEDULE	OF SCHEDULE	RPI	RPI	RPI	RPI
DIV. I ONLY	3- 26	337	0- 10	213	179	334	334	13	13	
DIV. I NON-CONF.	2- 10	300	0- 0	219	263	317	317	10	10	

TOTALS	RPI 1-25	RPI 26-50	W-L RECORDS	RPI 51-100	RPI 101-999	RPI 201+				
3- 26	0- 0	0- 2	OVERALL	0- 6	3- 18	3- 8				
3- 9	0- 0	0- 1	HOME	0- 0	3- 8	3- 4				
0- 16	0- 0	0- 1	AWAY	0- 6	0- 9	0- 3				
0- 1	0- 0	0- 0	NEUTRAL	0- 0	0- 1	0- 1				
2- 10	0- 0	0- 1	NON-CONFERENCE	0- 2	2- 7	2- 3				
2- 2	0- 0	0- 1	HOME	0- 0	2- 1	2- 1				
0- 7	0- 0	0- 0	AWAY	0- 2	0- 5	0- 1				
0- 1	0- 0	0- 0	NEUTRAL	0- 0	0- 1	0- 1				
1- 16	0- 0	0- 1	CONFERENCE	0- 4	1- 11	1- 5				
1- 7	0- 0	0- 0	HOME	0- 0	1- 7	1- 3				
0- 9	0- 0	0- 1	AWAY	0- 4	0- 4	0- 2				
0- 0	0- 0	0- 0	NEUTRAL	0- 0	0- 0	0- 0				

Rhode Island

Rhode Island

RPI 1-25				RPI 26-50				RPI 51-100				RPI 101+ Team's RPI: 334			
RPI	S	Opponent	Score	RPI	S	Opponent	Score	RPI	S	Opponent	Score	RPI	S	Opponent	Score
				34	A	Dayton	58 116	61	A	Penn	66 84	110	H	George Mason	53 92
				41	H	Minnesota	60 82	64	A	Michigan St.	38 82	120	A	Dartmouth	54 70
								74	A	Duquesne	71 80	121	H	Saint Louis	66 70
								78	A	George Washington	52 65	137	A	Saint Joseph's	46 64
								84	A	Fordham	53 75	155	A	Samford	37 67
								84	A	Fordham	64 76	159	A	Marist	42 64
												166	A	Jacksonville St.	53 63
												184	A	Davidson	67 77
												184	H	Davidson	67 79
												199	H	Richmond	53 74
												219	A	Providence	41 65
												240	H	Holy Cross	63 69
												246	H	La Salle	72 63
												257	A	St. Bonaventure	70 81
												257	H	St. Bonaventure	72 77
												272	H	Fairfield	62 47
												276	A	Massachusetts	50 87
												276	H	Massachusetts	59 61
												281	H	VCU	49 61
												298	N	Bryant	52 58
												348	H	UMass Lowell	81 64
LAST 12 Division I GAMES:															
				84	A	Fordham	53 75	84	A	Fordham	64 76				
				276	A	Massachusetts	50 87	184	H	Davidson	67 79				
				257	H	St. Bonaventure	72 77	276	H	Massachusetts	59 61				
				74	A	Duquesne	71 80	78	A	George Washington	52 65				
				121	H	Saint Louis	66 70	246	H	La Salle	72 63				
				137	A	Saint Joseph's	46 64	257	A	St. Bonaventure	70 81				

Non-Div I Games: Southern Conn. St. 57 62

Rhode Island

Average RPI Win:	233	WON-LOST	WINNING	LAST 10	STRENGTH OF	OPP. STRENGTH	TEAM	ADJ.	CONF.	ADJ CONF.
Average RPI Loss:	143	RECORD	PCT. RANK	GAMES	SCHEDULE	OF SCHEDULE	RPI	RPI	RPI	RPI
DIV. I ONLY	22- 9	61	5- 5	281	195	102	102	18	18	
DIV. I NON-CONF.	10- 2	32	0- 0	334	245	115	115	20	20	

TOTALS	RPI 1-25	RPI 26-50	W-L RECORDS	RPI 51-100	RPI 101-999	RPI 201+				
22- 9	0- 1	0- 0	OVERALL	2- 2	20- 6	17- 2				
12- 1	0- 0	0- 0	HOME	2- 0	10- 1	9- 0				
8- 7	0- 1	0- 0	AWAY	0- 1	8- 5	7- 2				
2- 1	0- 0	0- 0	NEUTRAL	0- 1	2- 0	1- 0				
10- 2	0- 1	0- 0	NON-CONFERENCE	1- 0	9- 1	9- 0				
5- 0	0- 0	0- 0	HOME	1- 0	4- 0	4- 0				
5- 2	0- 1	0- 0	AWAY	0- 0	5- 1	5- 0				
0- 0	0- 0	0- 0	NEUTRAL	0- 0	0- 0	0- 0				
12- 7	0- 0	0- 0	CONFERENCE	1- 2	11- 5	8- 2				
7- 1	0- 0	0- 0	HOME	1- 0	6- 1	5- 0				
3- 5	0- 0	0- 0	AWAY	0- 1	3- 4	2- 2				
2- 1	0- 0	0- 0	NEUTRAL	0- 1	2- 0	1- 0				

RPI 1-25				RPI 26-50				RPI 51-100				RPI 101+				Team's RPI: 102
RPI	S	Opponent	Score	RPI	S	Opponent	Score	RPI	S	Opponent	Score	RPI	S	Opponent	Score	
15	A	Texas A&M	76 82					56	H	Western Ky.	73 58	111	A	Middle Tenn.	41 51	
								70	A	UAB	63 70	111	N	Middle Tenn.	61 53	
								70	N	UAB	55 67	136	A	Louisiana Tech	55 75	
								96	H	Little Rock	58 51	136	H	Louisiana Tech	62 70	
												170	A	Charlotte	62 55	
												172	H	UTEP	56 42	
												186	A	Kansas	65 73	
												204	A	North Texas	50 49	
												204	H	North Texas	47 45	
												211	H	Columbia	67 44	
												214	H	Southern Miss.	62 56	
												229	A	A&M-Corpus Christi	67 56	
												242	A	Fla. Atlantic	67 53	
												243	A	Prairie View	88 68	
												249	A	Grand Canyon	69 59	
												259	A	UTSA	58 62	
												259	H	UTSA	83 52	
												279	H	Old Dominion	53 45	
												279	N	Old Dominion	70 48	
												300	A	FIU	58 68	
												305	A	Northern Ariz.	88 83	
												309	H	Houston Baptist	67 45	
												311	H	Marshall	87 44	
												313	H	Incarnate Word	60 43	
												335	A	Sam Houston St.	79 50	
												338	H	La.-Monroe	63 47	
LAST 12 Division I GAMES:																
				70	N	UAB	55 67	311	H	Marshall	87 44					
				111	N	Middle Tenn.	61 53	111	A	Middle Tenn.	41 51					
				279	N	Old Dominion	70 48	70	A	UAB	63 70					
				204	H	North Texas	47 45	56	H	Western Ky.	73 58					
				136	H	Louisiana Tech	62 70	136	A	Louisiana Tech	55 75					
				259	A	UTSA	58 62	214	H	Southern Miss.	62 56					

Non-Div I Games:

Rice

R
i
c
h
m
o
n
d

Ri chmond				Through Games Of March 9, 2018							
Average RPI	Win:	249	WON-LOST	WINNING	LAST 10	STRENGTH OF	OPP. STRENGTH	TEAM	ADJ.	CONF.	ADJ CONF.
Average RPI	Loss:	119	RECORD	PCT. RANK	GAMES	SCHEDULE	OF SCHEDULE	RPI	RPI	RPI	RPI
DIV. I ONLY		14- 17	206	7- 3		194	158	199	199	13	13
DIV. I NON-CONF.		5- 8	220	0- 0		167	219	206	206	10	10

TOTALS		RPI 1-25	RPI 26-50		W-L RECORDS		RPI 51-100	RPI 101-999		RPI 201+	
14- 17		0- 0	0- 3		OVERALL		1- 4	13- 10		11- 1	
3- 10		0- 0	0- 2		HOME		0- 3	3- 5		2- 1	
10- 3		0- 0	0- 0		AWAY		1- 0	9- 0		8- 0	
1- 4		0- 0	0- 1		NEUTRAL		0- 1	1- 2		1- 0	
5- 8		0- 0	0- 1		NON-CONFERENCE		0- 2	5- 5		4- 0	
0- 4		0- 0	0- 1		HOME		0- 1	0- 2		0- 0	
4- 1		0- 0	0- 0		AWAY		0- 0	4- 1		3- 0	
1- 3		0- 0	0- 0		NEUTRAL		0- 1	1- 2		1- 0	
9- 9		0- 0	0- 2		CONFERENCE		1- 2	8- 5		7- 1	
3- 6		0- 0	0- 1		HOME		0- 2	3- 3		2- 1	
6- 2		0- 0	0- 0		AWAY		1- 0	5- 2		5- 0	
0- 1		0- 0	0- 1		NEUTRAL		0- 0	0- 0		0- 0	

RPI 1-25				RPI 26-50				RPI 51-100				RPI 101+ Team's RPI: 199			
RPI	S	Opponent	Score	RPI	S	Opponent	Score	RPI	S	Opponent	Score	RPI	S	Opponent	Score
34	H	Dayton	59 66	34	N	Dayton	58 67	73	H	Navy	56 76	108	H	Wake Forest	81 85
36	H	Quinnipiac	65 81					74	H	Duquesne	70 78	110	A	George Mason	56 77
								78	A	George Washington	49 36	121	H	Saint Louis	61 79
								84	H	Fordham	38 43	129	N	Bethune-Cookman	50 63
								85	N	Wright St.	69 85	137	A	Saint Joseph's	72 81
												156	H	William & Mary	64 78
												178	N	Florida	80 87
												184	H	Davidson	62 53
												184	H	Davidson	65 68
												195	A	East Carolina	65 64
												201	A	Stetson	67 72
												211	A	Columbia	85 79
												246	A	La Salle	60 57
												246	H	La Salle	77 51
												257	A	St. Bonaventure	79 57
												272	A	Fairfield	72 67
												276	A	Massachusetts	51 39
												276	H	Massachusetts	49 58
												279	A	Old Dominion	54 45
												281	A	VCU	77 68
												281	H	VCU	59 54
												334	A	Rhode Island	74 53
												341	N	Savannah St.	100 63
LAST 12 Division I GAMES:															
34	N	Dayton	58 67	246	A	La Salle	60 57	74	H	Duquesne	70 78	276	A	Massachusetts	51 39
184	H	Davidson	62 53	74	H	Duquesne	70 78	281	A	VCU	77 68	281	H	VCU	59 54
78	A	George Washington	49 36	276	A	Massachusetts	51 39	34	H	Dayton	59 66	84	H	Fordham	38 43
276	H	Massachusetts	49 58	281	A	VCU	77 68								
281	H	VCU	59 54												
257	A	St. Bonaventure	79 57												

Non-Div I Games:

Ri chmond

R
i
c
h
m
o
n
d

Average RPI Win:	295	WON-LOST	WINNING	LAST 10	STRENGTH OF	OPP. STRENGTH	TEAM	ADJ.	CONF.	ADJ CONF.
Average RPI Loss:	166	RECORD	PCT. RANK	GAMES	SCHEDULE	OF SCHEDULE	RPI	RPI	RPI	RPI
DIV. I ONLY	14- 17	206	6- 4	307	291	253	253	28	28	
DIV. I NON-CONF.	3- 8	268	0- 0	287	276	289	289	25	25	

TOTALS	RPI 1-25	RPI 26-50	W-L RECORDS	RPI 51-100	RPI 101-999	RPI 201+				
14- 17	0- 0	0- 3	OVERALL	0- 2	14- 12	14- 7				
6- 7	0- 0	0- 1	HOME	0- 1	6- 5	6- 3				
7- 8	0- 0	0- 1	AWAY	0- 1	7- 6	7- 4				
1- 2	0- 0	0- 1	NEUTRAL	0- 0	1- 1	1- 0				
3- 8	0- 0	0- 0	NON-CONFERENCE	0- 2	3- 6	3- 3				
1- 3	0- 0	0- 0	HOME	0- 1	1- 2	1- 1				
2- 4	0- 0	0- 0	AWAY	0- 1	2- 3	2- 2				
0- 1	0- 0	0- 0	NEUTRAL	0- 0	0- 1	0- 0				
11- 9	0- 0	0- 3	CONFERENCE	0- 0	11- 6	11- 4				
5- 4	0- 0	0- 1	HOME	0- 0	5- 3	5- 2				
5- 4	0- 0	0- 1	AWAY	0- 0	5- 3	5- 2				
1- 1	0- 0	0- 1	NEUTRAL	0- 0	1- 0	1- 0				

R
i
d
e
rR
i
d
e
r

RPI	S	Opponent	Score	RPI	S	Opponent	Score	RPI	S	Opponent	Score	RPI	S	Opponent	Score
36	A	Qui nni pi ac	66 73	73	A	Navy	44 63	122	A	Seton Hal l	49 85	159	A	Marist	67 68
36	H	Qui nni pi ac	59 80	91	H	Bucknel l	71 76	159	H	Marist	69 80	161	H	Binghamton	54 76
36	N	Qui nni pi ac	62 82					195	N	East Carol ina	63 66	202	H	Si ena	67 71
								231	A	Ni agara	61 69	231	H	Ni agara	65 58
								234	A	Lafayette	45 60	240	H	Holy Cross	56 83
								246	A	La Salle	76 55	265	H	Manhattan	67 51
								265	H	Manhattan	61 45	272	A	Fairfi eld	57 68
								272	H	Fairfi eld	71 64	284	A	Monmouth	56 63
								286	A	Canisius	62 54	286	H	Canisius	70 54
								293	A	Mt. St. Mary's	78 82	295	H	Vermont	64 49
								339	A	NJIT	79 64	342	A	Iona	62 49
								342	H	Iona	80 53	347	A	Saint Peter's	57 52
								347	H	Saint Peter's	62 52				
LAST 12 Division I GAMES:															
36	N	Qui nni pi ac	62 82	342	H	Iona	80 53								
272	N	Fairfi eld	71 64	347	H	Saint Peter's	62 52								
265	A	Manhattan	53 50	284	A	Monmouth	56 63								
36	H	Qui nni pi ac	59 80	265	H	Manhattan	67 51								
286	A	Canisius	62 54	272	H	Fairfi eld	57 68								
231	A	Ni agara	61 69	342	A	Iona	62 49								

Non-Div I Games:

Ri der

Average RPI Win:	263	WON-LOST	WINNING	LAST 10	STRENGTH OF	OPP. STRENGTH	TEAM	ADJ.	CONF.	ADJ CONF.
Average RPI Loss:	156	RECORD	PCT. RANK	GAMES	SCHEDULE	OF SCHEDULE	RPI	RPI	RPI	RPI
DIV. I ONLY	24- 6	27	9- 1	334	267	134	134	29	29	
DIV. I NON-CONF.	6- 4	122	0- 0	314	104	210	210	29	29	

TOTALS	RPI 1-25	RPI 26-50	W-L RECORDS	RPI 51-100	RPI 101-999	RPI 201+				
24- 6	0- 0	0- 0	OVERALL	0- 1	24- 5	21- 2				
14- 2	0- 0	0- 0	HOME	0- 0	14- 2	12- 1				
10- 3	0- 0	0- 0	AWAY	0- 1	10- 2	9- 1				
0- 1	0- 0	0- 0	NEUTRAL	0- 0	0- 1	0- 0				
6- 4	0- 0	0- 0	NON-CONFERENCE	0- 1	6- 3	4- 1				
3- 2	0- 0	0- 0	HOME	0- 0	3- 2	2- 1				
3- 1	0- 0	0- 0	AWAY	0- 1	3- 0	2- 0				
0- 1	0- 0	0- 0	NEUTRAL	0- 0	0- 1	0- 0				
18- 2	0- 0	0- 0	CONFERENCE	0- 0	18- 2	17- 1				
11- 0	0- 0	0- 0	HOME	0- 0	11- 0	10- 0				
7- 2	0- 0	0- 0	AWAY	0- 0	7- 2	7- 1				
0- 0	0- 0	0- 0	NEUTRAL	0- 0	0- 0	0- 0				

RPI 1-25				RPI 26-50				RPI 51-100				RPI 101+				Team's RPI: 134	
RPI	S	Opponent	Score	RPI	S	Opponent	Score	RPI	S	Opponent	Score	RPI	S	Opponent	Score		
								64	A	Michigan St.	58	100	109	A	Saint Francis (PA)	47	68
												109	H	Saint Francis (PA)	63	62	
												131	N	San Francisco	45	57	
												139	H	Youngstown St.	84	52	
												147	A	Cal Poly	66	50	
												148	H	Kent St.	31	46	
												210	H	Bowling Green	62	64	
												234	H	Lafayette	63	42	
												248	A	Sacred Heart	91	57	
												248	H	Sacred Heart	60	49	
												254	A	Northern Ky.	59	50	
												261	A	LIU Brooklyn	55	44	
												261	H	LIU Brooklyn	60	53	
												261	H	LIU Brooklyn	74	44	
												274	A	St. Francis Brooklyn	47	49	
												274	H	St. Francis Brooklyn	59	36	
												282	A	Fairleigh Dickinson	77	68	
												282	H	Fairleigh Dickinson	62	49	
												284	H	Monmouth	56	38	
												287	A	Central Conn. St.	67	51	
												287	H	Central Conn. St.	66	47	
												287	H	Central Conn. St.	60	54	
												293	A	Mt. St. Mary's	77	68	
												293	H	Mt. St. Mary's	66	54	
												298	A	Bryant	67	61	
												298	H	Bryant	72	49	
												328	A	Wagner	58	52	
												328	H	Wagner	49	46	
												333	A	Delaware St.	65	42	

LAST 12 Division I GAMES:																	
				261	H	LIU Brooklyn	74	44				248	H	Sacred Heart	60	49	
				287	H	Central Conn. St.	60	54				282	H	Fairleigh Dickinson	62	49	
				293	H	Mt. St. Mary's	66	54				274	A	St. Francis Brooklyn	47	49	
				328	H	Wagner	49	46				261	A	LIU Brooklyn	55	44	
				287	A	Central Conn. St.	67	51				109	A	Saint Francis (PA)	47	68	
				298	A	Bryant	67	61				287	H	Central Conn. St.	66	47	

Non-Div I Games: Clarion 67 60

Robert Morris

■ Loss,
 ■ Non-Conf,
 ■ S Site,
 ■ Home
 ■ A Away
 N Neutral

Average RPI Win:	110	WON-LOST	WINNING	LAST 10	STRENGTH OF	OPP. STRENGTH	TEAM	ADJ.	CONF.	ADJ CONF.
Average RPI Loss:	53	RECORD	PCT. RANK	GAMES	SCHEDULE	OF SCHEDULE	RPI	RPI	RPI	RPI
DIV. I ONLY	20- 12	99	3- 7	16	10	40	40	3	3	
DIV. I NON-CONF.	12- 2	21	0- 0	41	20	15	15	4	4	

TOTALS	RPI 1-25	RPI 26-50	W-L RECORDS	RPI 51-100	RPI 101-999	RPI 201+				
20- 12	1- 6	4- 0	OVERALL	7- 4	8- 2	4- 0				
13- 3	1- 2	4- 0	HOME	3- 1	5- 0	3- 0				
5- 6	0- 2	0- 0	AWAY	2- 3	3- 1	1- 0				
2- 3	0- 2	0- 0	NEUTRAL	2- 0	0- 1	0- 0				
12- 2	1- 1	2- 0	NON-CONFERENCE	3- 0	6- 1	2- 0				
8- 0	1- 0	2- 0	HOME	1- 0	4- 0	2- 0				
3- 0	0- 0	0- 0	AWAY	1- 0	2- 0	0- 0				
1- 2	0- 1	0- 0	NEUTRAL	1- 0	0- 1	0- 0				
8- 10	0- 5	2- 0	CONFERENCE	4- 4	2- 1	2- 0				
5- 3	0- 2	2- 0	HOME	2- 1	1- 0	1- 0				
2- 6	0- 2	0- 0	AWAY	1- 3	1- 1	1- 0				
1- 1	0- 1	0- 0	NEUTRAL	1- 0	0- 0	0- 0				

RPI 1-25				RPI 26-50				RPI 51-100				RPI 101+			
RPI	S	Opponent	Score	RPI	S	Opponent	Score	RPI	S	Opponent	Score	RPI	S	Opponent	Score
6	A	Ohio St.	68 90	29	H	Princeton	70 50	54	A	Indiana	58 64	108	H	Wake Forest	65 51
6	N	Ohio St.	57 82	31	H	Virginia	52 43	60	H	Nebraska	42 52	113	N	Washington St.	60 63
11	N	South Carolina	68 78	39	H	Michigan	63 56	62	A	Purdue	33 47	122	H	Seton Hall	70 45
16	H	NC State	57 53	41	H	Minnesota	80 70	62	H	Purdue	58 50	170	A	Charlotte	77 54
17	A	Maryland	60 88					62	N	Purdue	62 60	175	A	Northwestern	50 63
17	H	Maryland	54 72					64	A	Michigan St.	61 58	182	A	Temple	84 67
22	H	Iowa	67 77					68	A	James Madison	76 63	202	H	Siena	59 47
								80	H	Houston	75 57	205	A	Wisconsin	63 50
								93	A	Penn St.	67 70	239	H	Illinois	76 37
								93	H	Penn St.	70 65	282	H	Fairleigh Dickinson	101 35
								97	N	Western Mich.	75 64				

LAST 12 Division I GAMES:															
6	N	Ohio St.	57 82	6	A	Ohio St.	68 90								
62	N	Purdue	62 60	39	H	Michigan	63 56								
175	A	Northwestern	50 63	17	A	Maryland	60 88								
22	H	Iowa	67 77	54	A	Indiana	58 64								
205	A	Wisconsin	63 50	60	H	Nebraska	42 52								
17	H	Maryland	54 72	93	A	Penn St.	67 70								

Non-Div I Games:

Rutgers

SFA		Average RPI Win: 262	WON-LOST RECORD	WINNING PCT. RANK	LAST 10 GAMES	STRENGTH OF SCHEDULE	OPP. STRENGTH OF SCHEDULE	TEAM RPI	ADJ. RPI	CONF. RPI	ADJ CONF. RPI
Average RPI Loss: 143											
DIV. I ONLY		20- 5		27	8- 2	332	280	118	118	26	26
DIV. I NON-CONF.		4- 3		143	0- 0	289	273	175	175	26	26

TOTALS	RPI 1-25		RPI 26-50		W-L RECORDS	RPI 51-100		RPI 101-999		RPI 201+	
20- 5	0- 0		0- 0		OVERALL	1- 3		19- 2		17- 2	
10- 1	0- 0		0- 0		HOME	1- 1		9- 0		8- 0	
8- 4	0- 0		0- 0		AWAY	0- 2		8- 2		7- 2	
2- 0	0- 0		0- 0		NEUTRAL	0- 0		2- 0		2- 0	
4- 3	0- 0		0- 0		NON-CONFERENCE	1- 1		3- 2		3- 2	
2- 0	0- 0		0- 0		HOME	1- 0		1- 0		1- 0	
0- 3	0- 0		0- 0		AWAY	0- 1		0- 2		0- 2	
2- 0	0- 0		0- 0		NEUTRAL	0- 0		2- 0		2- 0	
16- 2	0- 0		0- 0		CONFERENCE	0- 2		16- 0		14- 0	
8- 1	0- 0		0- 0		HOME	0- 1		8- 0		7- 0	
8- 1	0- 0		0- 0		AWAY	0- 1		8- 0		7- 0	
0- 0	0- 0		0- 0		NEUTRAL	0- 0		0- 0		0- 0	

RPI 1-25				RPI 26-50				RPI 51-100				RPI 101+ Team's RPI: 118			
RPI	S	Opponent	Score	RPI	S	Opponent	Score	RPI	S	Opponent	Score	RPI	S	Opponent	Score
								59	H	South Dakota	77 55	119	A	Central Ark.	55 50
								88	A	Kansas St.	49 74	119	H	Central Ark.	59 46
								90	A	Lamar University	65 79	212	A	Montana St.	54 59
								90	H	Lamar University	58 75	218	A	Nicholls St.	86 73
												229	H	A&M-Corpus Christi	59 58
												233	A	New Orleans	74 67
												235	A	Montana	52 60
												244	A	Abilene Christian	78 52
												244	H	Abilene Christian	66 55
												278	H	McNeese	73 58
												292	N	Alcorn	83 79
												297	H	Southeastern La.	79 67
												309	A	Houston Baptist	76 54
												313	A	Incarnate Word	75 50
												313	H	Incarnate Word	60 49
												314	N	Alabama St.	77 50
												322	H	Coppin St.	72 59
												335	A	Sam Houston St.	72 49
												335	H	Sam Houston St.	75 53
												337	A	Northwestern St.	70 62
												337	H	Northwestern St.	83 48

LAST 12 Division I GAMES:															
				335	A	Sam Houston St.	72 49	337	H	Northwestern St.	83 48				
				244	A	Abilene Christian	78 52	278	H	McNeese	73 58				
				90	H	Lamar University	58 75	90	A	Lamar University	65 79				
				119	A	Central Ark.	55 50	309	A	Houston Baptist	76 54				
				313	A	Incarnate Word	75 50	335	H	Sam Houston St.	75 53				
				229	H	A&M-Corpus Christi	59 58	119	H	Central Ark.	59 46				

Non-Div I Games: Howard Payne 105 35 Central Baptist 97 34 Tex. A&M-Commerce 83 61 Cent. Christian (KS) 105 32 SFA

Loss, Non-Conf, S Site, H Home A Away N Neutral

S
I
U
E

SIUE				Through Games Of March 9, 2018						
Average RPI Win:	252	WON-LOST	WINNING	LAST 10	STRENGTH OF	OPP. STRENGTH	TEAM	ADJ.	CONF.	ADJ CONF.
Average RPI Loss:	142	RECORD	PCT. RANK	GAMES	SCHEDULE	OF SCHEDULE	RPI	RPI	RPI	RPI
DIV. I ONLY	17- 14	144	6- 4	189	256	163	163	25	25	
DIV. I NON-CONF.	3- 8	268	0- 0	75	103	215	215	27	27	

TOTALS	RPI 1-25	RPI 26-50	W-L RECORDS	RPI 51-100	RPI 101-999	RPI 201+				
17- 14	0- 2	0- 0	OVERALL	0- 4	17- 8	12- 4				
10- 4	0- 1	0- 0	HOME	0- 1	10- 2	7- 0				
6- 8	0- 1	0- 0	AWAY	0- 3	6- 4	4- 3				
1- 2	0- 0	0- 0	NEUTRAL	0- 0	1- 2	1- 1				
3- 8	0- 2	0- 0	NON-CONFERENCE	0- 2	3- 4	1- 2				
2- 3	0- 1	0- 0	HOME	0- 0	2- 2	1- 0				
1- 4	0- 1	0- 0	AWAY	0- 2	1- 1	0- 1				
0- 1	0- 0	0- 0	NEUTRAL	0- 0	0- 1	0- 1				
14- 6	0- 0	0- 0	CONFERENCE	0- 2	14- 4	11- 2				
8- 1	0- 0	0- 0	HOME	0- 1	8- 0	6- 0				
5- 4	0- 0	0- 0	AWAY	0- 1	5- 3	4- 2				
1- 1	0- 0	0- 0	NEUTRAL	0- 0	1- 1	1- 0				

S
I
U
E

RPI 1-25				RPI 26-50				RPI 51-100				RPI 101+ Team's RPI: 163			
RPI	S	Opponent	Score	RPI	S	Opponent	Score	RPI	S	Opponent	Score	RPI	S	Opponent	Score
21	H	Central Mich.	56 94					53	A	FGCU	49 66	121	H	Saint Louis	79 72
24	A	Missouri	48 78					58	A	Bel mont	64 86	146	H	Northern Ill.	75 86
								58	H	Bel mont	55 72	158	A	UT Martin	64 72
								60	A	Nebraska	53 62	158	H	UT Martin	73 70
												158	N	UT Martin	67 69
												162	A	Southern Ill.	57 53
												166	H	Jacksonville St.	65 41
												191	A	Morehead St.	66 51
												201	H	Stetson	61 65
												225	N	Akron	58 59
												230	A	Southeast Mo. St.	62 72
												230	H	Southeast Mo. St.	65 57
												245	A	Illinois St.	47 62
												250	A	Austin Peay	61 38
												250	H	Austin Peay	67 55
												250	N	Austin Peay	76 43
												289	H	Air Force	76 40
												294	A	Murray St.	75 70
												294	H	Murray St.	77 68
												312	H	Tennessee Tech	65 58
												315	A	Eastern Ky.	62 60
												330	A	Tennessee St.	88 76
												330	H	Tennessee St.	74 63
												345	A	Eastern Ill.	72 76
												345	H	Eastern Ill.	62 52

LAST 12 Division I GAMES:															
				158	N	UT Martin	67 69	294	H	Murray St.	77 68				
				250	N	Austin Peay	76 43	345	H	Eastern Ill.	62 52				
				345	A	Eastern Ill.	72 76	166	H	Jacksonville St.	65 41				
				250	H	Austin Peay	67 55	312	H	Tennessee Tech	65 58				
				230	A	Southeast Mo. St.	62 72	58	A	Bel mont	64 86				
				158	A	UT Martin	64 72	330	A	Tennessee St.	88 76				

Non-Div I Games:

SIUE

SMU										Through Games Of March 9, 2018													
Average RPI Win:		WON-LOST		WINNING		LAST 10		STRENGTH OF		OPP. STRENGTH		TEAM		ADJ.		CONF.		ADJ CONF.					
Average RPI Loss:		RECORD		PCT. RANK		GAMES		SCHEDULE		OF SCHEDULE		RPI		RPI		RPI		RPI					
DIV. I ONLY		10- 20		255		3- 7		94		91		213		213		7		7					
DIV. I NON-CONF.		6- 7		184		0- 0		120		151		161		161		7		7					
TOTALS		RPI 1-25		RPI 26-50		W-L RECORDS		RPI 51-100		RPI 101-999		RPI 201+											
10- 20		0- 3		0- 3		OVERALL		0- 4		10- 10		4- 1											
8- 6		0- 1		0- 1		HOME		0- 2		8- 2		3- 0											
1- 13		0- 2		0- 2		AWAY		0- 2		1- 7		0- 1											
1- 1		0- 0		0- 0		NEUTRAL		0- 0		1- 1		1- 0											
6- 7		0- 1		0- 1		NON-CONFERENCE		0- 2		6- 3		4- 1											
5- 1		0- 0		0- 0		HOME		0- 1		5- 0		3- 0											
0- 6		0- 1		0- 1		AWAY		0- 1		0- 3		0- 1											
1- 0		0- 0		0- 0		NEUTRAL		0- 0		1- 0		1- 0											
4- 13		0- 2		0- 2		CONFERENCE		0- 2		4- 7		0- 0											
3- 5		0- 1		0- 1		HOME		0- 1		3- 2		0- 0											
1- 7		0- 1		0- 1		AWAY		0- 1		1- 4		0- 0											
0- 1		0- 0		0- 0		NEUTRAL		0- 0		0- 1		0- 0											
RPI 1-25										RPI 26-50													
RPI	S	Opponent	Score		RPI	S	Opponent	Score		RPI	S	Opponent	Score		RPI 51-100								
1	H	UConn	36	80	35	A	Oklahoma	75	87	69	H	TCU	58	64	RPI 101+								
14	A	South Fla.	54	64	46	A	UCF	43	58	80	A	Houston	56	60	Team's RPI: 213		RPI	S	Opponent				
15	A	Texas A&M	57	79	46	H	UCF	42	60	80	H	Houston	75	85	104	H	Cincinnati	40	58				
															124	A	Tulane	46	52				
															140	H	Loyola Marymount	63	60				
															150	A	Wichita St.	43	66				
															150	H	Wichita St.	45	52				
															174	A	Nevada	72	80				
															177	A	UT Arlington	55	58				
															182	A	Temple	52	55				
															182	H	Temple	60	56				
															192	A	Memphis	53	35				
															193	H	CSU Bakersfield	41	29				
															195	A	East Carolina	47	76				
															195	H	East Carolina	65	51				
															195 N	East Carolina	74	85					
															197	H	Tulsa	74	70				
															204	A	North Texas	40	47				
															218	H	Nicholls St.	68	61				
															226 N	UC Riverside	73	51					
															244	H	Abilene Christian	65	44				
															278	H	McNeese	65	59				
LAST 12 Division I GAMES:																							
195 N East Carolina					74	85	197 H Tulsa					74	70										
124 A Tulane					46	52	195 A East Carolina					47	76										
1 H UConn					36	80	182 H Temple					60	56										
150 H Wichita St.					45	52	80 A Houston					56	60										
14 A South Fla.					54	64	104 H Cincinnati					40	58										
192 A Memphis					53	35	46 A UCF					43	58										

Non-Div I Games:

SMU

Average RPI Win:	224	WON-LOST	WINNING	LAST 10	STRENGTH OF	OPP. STRENGTH	TEAM	ADJ.	CONF.	ADJ CONF.
Average RPI Loss:	142	RECORD	PCT. RANK	GAMES	SCHEDULE	OF SCHEDULE	RPI	RPI	RPI	RPI
DIV. I ONLY	6- 23	316	4- 6	121	176	273	273	19	19	
DIV. I NON-CONF.	1- 9	318	0- 0	70	60	247	247	13	13	

TOTALS	RPI 1-25	RPI 26-50	W-L RECORDS	RPI 51-100	RPI 101-999	RPI 201+				
6- 23	0- 0	0- 2	OVERALL	0- 4	6- 17	5- 4				
4- 5	0- 0	0- 0	HOME	0- 0	4- 5	3- 1				
1- 15	0- 0	0- 1	AWAY	0- 4	1- 10	1- 2				
1- 3	0- 0	0- 1	NEUTRAL	0- 0	1- 2	1- 1				
1- 9	0- 0	0- 1	NON-CONFERENCE	0- 4	1- 4	1- 0				
0- 0	0- 0	0- 0	HOME	0- 0	0- 0	0- 0				
0- 7	0- 0	0- 0	AWAY	0- 4	0- 3	0- 0				
1- 2	0- 0	0- 1	NEUTRAL	0- 0	1- 1	1- 0				
5- 14	0- 0	0- 1	CONFERENCE	0- 0	5- 13	4- 4				
4- 5	0- 0	0- 0	HOME	0- 0	4- 5	3- 1				
1- 8	0- 0	0- 1	AWAY	0- 0	1- 7	1- 2				
0- 1	0- 0	0- 0	NEUTRAL	0- 0	0- 1	0- 1				

RPI 1-25				RPI 26-50				RPI 51-100				RPI 101+ Team's RPI: 273			
RPI	S	Opponent	Score	RPI	S	Opponent	Score	RPI	S	Opponent	Score	RPI	S	Opponent	Score
				33	A	Northern Colo.	68 90	55	A	Arizona St.	58 106	127	A	Portland St.	73 74
				50	N	Miami (FL)	56 82	63	A	West Virginia	47 101	127	H	Portland St.	72 81
								66	A	UC Davis	72 79	131	A	San Francisco	76 90
								86	A	Kentucky	70 101	138	A	Idaho	66 101
												138	H	Idaho	79 64
												142	A	Idaho St.	71 83
												142	H	Idaho St.	71 85
												146	N	Northern Ill.	75 84
												149	A	Eastern Wash.	76 83
												149	H	Eastern Wash.	72 83
												151	A	Weber St.	73 86
												151	H	Weber St.	56 78
												174	A	Nevada	68 95
												191	A	Morehead St.	71 75
												203	A	North Dakota	72 66
												212	A	Montana St.	50 85
												212	H	Montana St.	88 77
												226	N	UC Riverside	99 72
												235	A	Montana	59 68
												235	H	Montana	79 64
												235	N	Montana	80 87
												305	H	Northern Ariz.	90 95
												329	H	Southern Utah	79 77

LAST 12 Division I GAMES:															
				235	N	Montana	80 87	142	A	Idaho St.	71 83				
				33	A	Northern Colo.	68 90	235	H	Montana	79 64				
				203	A	North Dakota	72 66	212	H	Montana St.	88 77				
				329	H	Southern Utah	79 77	138	A	Idaho	66 101				
				305	H	Northern Ariz.	90 95	149	A	Eastern Wash.	76 83				
				151	A	Weber St.	73 86	127	H	Portland St.	72 81				

Non-Div I Games: Antelope Valley 95 62

Sacramento St.

■ Loss,
 ■ Non-Conf,
 ■ S Site,
 ■ Home
 ■ Away
 N Neutral

Sacred Heart

Through Games Of March 9, 2018

Average RPI Win:	268	WON-LOST	WINNING	LAST 10	STRENGTH OF	OPP. STRENGTH	TEAM	ADJ.	CONF.	ADJ CONF.
Average RPI Loss:	198	RECORD	PCT. RANK	GAMES	SCHEDULE	OF SCHEDULE	RPI	RPI	RPI	RPI
DIV. I ONLY	14- 17	206	7- 3	286	321	248	248	29	29	
DIV. I NON-CONF.	4- 7	226	0- 0	216	283	251	251	29	29	

TOTALS	RPI 1-25	RPI 26-50	W-L RECORDS	RPI 51-100	RPI 101-999	RPI 201+				
14- 17	0- 1	0- 0	OVERALL	0- 1	14- 15	13- 9				
8- 6	0- 0	0- 0	HOME	0- 0	8- 6	8- 3				
5- 11	0- 1	0- 0	AWAY	0- 1	5- 9	4- 6				
1- 0	0- 0	0- 0	NEUTRAL	0- 0	1- 0	1- 0				
4- 7	0- 1	0- 0	NON-CONFERENCE	0- 1	4- 5	4- 3				
3- 2	0- 0	0- 0	HOME	0- 0	3- 2	3- 1				
1- 5	0- 1	0- 0	AWAY	0- 1	1- 3	1- 2				
0- 0	0- 0	0- 0	NEUTRAL	0- 0	0- 0	0- 0				
10- 10	0- 0	0- 0	CONFERENCE	0- 0	10- 10	9- 6				
5- 4	0- 0	0- 0	HOME	0- 0	5- 4	5- 2				
4- 6	0- 0	0- 0	AWAY	0- 0	4- 6	3- 4				
1- 0	0- 0	0- 0	NEUTRAL	0- 0	1- 0	1- 0				

RPI 1-25				RPI 26-50				RPI 51-100				RPI 101+ Team's RPI: 248			
RPI	S	Opponent	Score	RPI	S	Opponent	Score	RPI	S	Opponent	Score	RPI	S	Opponent	Score
8	A	Florida St.	52 101					51	A	Harvard	62 70	109	A	Saint Francis (PA)	69 68
												109	A	Saint Francis (PA)	47 78
												109	H	Saint Francis (PA)	48 89
												134	A	Robert Morris	49 60
												134	H	Robert Morris	57 91
												171	A	Brown	77 102
												180	H	New Hampshire	47 74
												202	A	Siena	57 62
												208	H	Lehigh	65 55
												219	H	Providence	78 75
												256	H	Hofstra	81 86
												261	A	LIU Brooklyn	50 46
												261	H	LIU Brooklyn	63 43
												265	H	Manhattan	65 61
												274	A	St. Francis Brooklyn	48 63
												274	H	St. Francis Brooklyn	66 60
												282	A	Fairleigh Dickinson	59 69
												282	H	Fairleigh Dickinson	61 48
												284	A	Monmouth	64 69
												287	A	Central Conn. St.	59 69
												287	H	Central Conn. St.	71 73
												293	A	Mt. St. Mary's	82 52
												293	H	Mt. St. Mary's	56 44
												298	A	Bryant	56 60
												298	H	Bryant	73 81
												298	N	Bryant	80 63
												328	A	Wagner	72 55
												328	H	Wagner	61 49
												336	A	Florida A&M	73 68

LAST 12 Division I GAMES:															
109	A	Saint Francis (PA)	47 78	109	A	Saint Francis (PA)	69 68	293	H	Mt. St. Mary's	56 44	328	A	Wagner	72 55
298	N	Bryant	80 63	298	H	Wagner	61 49	298	A	Bryant	56 60	328	H	Wagner	61 49
282	H	Fairleigh Dickinson	61 48	298	A	Bryant	56 60	287	H	Central Conn. St.	71 73				
261	H	LIU Brooklyn	63 43	274	A	St. Francis Brooklyn	48 63								
274	H	St. Francis Brooklyn	66 60												
134	A	Robert Morris	49 60												

Non-Div I Games:

Sacred Heart

Loss,
Non-Conf,
S Site,
H Home
A Away
N Neutral

Average RPI Win:	264	WON-LOST	WINNING	LAST 10	STRENGTH OF	OPP. STRENGTH	TEAM	ADJ.	CONF.	ADJ CONF.
Average RPI Loss:	142	RECORD	PCT. RANK	GAMES	SCHEDULE	OF SCHEDULE	RPI	RPI	RPI	RPI
DIV. I ONLY	22- 9	61	9- 1	255	286	109	109	29	29	
DIV. I NON-CONF.	4- 7	226	0- 0	161	109	181	181	29	29	

TOTALS	RPI 1-25	RPI 26-50	W-L RECORDS	RPI 51-100	RPI 101-999	RPI 201+				
22- 9	0- 0	0- 1	OVERALL	0- 2	22- 6	19- 3				
11- 2	0- 0	0- 0	HOME	0- 0	11- 2	9- 1				
10- 6	0- 0	0- 1	AWAY	0- 2	10- 2	9- 0				
1- 1	0- 0	0- 0	NEUTRAL	0- 0	1- 1	1- 1				
4- 7	0- 0	0- 1	NON-CONFERENCE	0- 2	4- 4	2- 2				
1- 1	0- 0	0- 0	HOME	0- 0	1- 1	0- 0				
2- 5	0- 0	0- 1	AWAY	0- 2	2- 2	1- 1				
1- 1	0- 0	0- 0	NEUTRAL	0- 0	1- 1	1- 1				
18- 2	0- 0	0- 0	CONFERENCE	0- 0	18- 2	17- 1				
10- 1	0- 0	0- 0	HOME	0- 0	10- 1	9- 1				
8- 1	0- 0	0- 0	AWAY	0- 0	8- 1	8- 0				
0- 0	0- 0	0- 0	NEUTRAL	0- 0	0- 0	0- 0				

RPI	S	Opponent	Score	RPI	S	Opponent	Score	RPI	S	Opponent	Score	RPI	S	Opponent	Score
32	A	Gonzaga	74	97	74	A	Duquesne	68	87	83	A	Tol edo	66	74	
LAST 12 Division I GAMES:															
248	H	Sacred Heart	78	47	282	H	Fai rlei gh Dickin son	80	61	248	H	Sacred Heart	68	69	
282	H	Fai rlei gh Dickin son	89	70	261	A	LIU Brookl yn	85	54	274	A	St. Francis Brooklyn	94	71	
328	H	Wagner	86	55	134	H	Robert Morris	68	47	298	A	Bryant	94	78	
293	A	Mt. St. Mary's	79	69	287	A	Central Conn. St.	85	75	298	H	Bryant	87	69	
298	A	Bryant	94	78	298	A	Portl and	106	101	318	A	Wagner	79	76	
287	A	Central Conn. St.	85	75	328	A	Wagner	86	55	328	H	Wagner	86	55	

Non-Div I Games: Seton Hill 103 71

Saint Francis (PA)

Average RPI Win:	208	WON-LOST	WINNING	LAST 10	STRENGTH OF	OPP. STRENGTH	TEAM	ADJ.	CONF.	ADJ CONF.
Average RPI Loss:	113	RECORD	PCT. RANK	GAMES	SCHEDULE	OF SCHEDULE	RPI	RPI	RPI	RPI
DIV. I ONLY	18- 14	138	8- 2	165	130	137	137	13	13	
DIV. I NON-CONF.	5- 7	212	0- 0	146	161	168	168	10	10	

TOTALS	RPI 1-25	RPI 26-50	W-L RECORDS	RPI 51-100	RPI 101-999	RPI 201+				
18- 14	0- 0	0- 4	OVERALL	5- 4	13- 6	10- 2				
7- 6	0- 0	0- 2	HOME	0- 3	7- 1	6- 0				
9- 6	0- 0	0- 1	AWAY	4- 0	5- 5	4- 2				
2- 2	0- 0	0- 1	NEUTRAL	1- 1	1- 0	0- 0				
5- 7	0- 0	0- 3	NON-CONFERENCE	2- 1	3- 3	3- 1				
2- 2	0- 0	0- 1	HOME	0- 1	2- 0	2- 0				
3- 4	0- 0	0- 1	AWAY	2- 0	1- 3	1- 1				
0- 1	0- 0	0- 1	NEUTRAL	0- 0	0- 0	0- 0				
13- 7	0- 0	0- 1	CONFERENCE	3- 3	10- 3	7- 1				
5- 4	0- 0	0- 1	HOME	0- 2	5- 1	4- 0				
6- 2	0- 0	0- 0	AWAY	2- 0	4- 2	3- 1				
2- 1	0- 0	0- 0	NEUTRAL	1- 1	1- 0	0- 0				

RPI	S	Opponent	Score	RPI	S	Opponent	Score	RPI	S	Opponent	Score	RPI	S	Opponent	Score	Team's RPI: 137
29	N	Princeton	54 63	61	H	Penn	50 57	110	H	George Mason	57 65	121	A	Saint Louis	73 96	
30	A	Villanova	44 79	68	A	James Madison	73 66	121	N	Saint Louis	58 49	178	A	Florida	51 71	
34	H	Dayton	59 65	74	A	Duquesne	69 50	182	A	Temple	66 69	184	A	Davidson	64 62	
43	H	Drexel	58 65	74	H	Duquesne	42 61	199	H	Richmond	81 72	231	A	Niagara	93 69	
				78	H	George Washington	46 49	246	A	La Salle	75 64	246	H	La Salle	70 49	
				78	N	George Washington	49 65	257	A	St. Bonaventure	70 64	276	A	Massachusetts	84 79	
				84	A	Fordham	52 50	280	A	Towson	66 90	281	A	VCU	54 56	
				84	N	Fordham	52 49	281	H	VCU	79 41	281	H	VCU	72 63	
				91	A	Bucknell	77 53	334	H	Rhode Island	64 46	345	H	Eastern Ill.	80 62	
								347	H	Saint Peter's	87 58					
LAST 12 Division I GAMES:																
78	N	George Washington	49 65	246	H	La Salle	70 49	184	A	Davidson	64 62	74	A	Duquesne	69 50	
121	N	Saint Louis	58 49	184	A	Davidson	64 62	334	H	Rhode Island	64 46	110	H	George Mason	57 65	
84	N	Fordham	52 49	74	A	Duquesne	69 50	281	A	VCU	54 56					
281	H	VCU	72 63													
84	A	Fordham	52 50													
78	H	George Washington	46 49													

Non-Div I Games:

Saint Joseph's

Average RPI Win:	179	WON-LOST	WINNING	LAST 10	STRENGTH OF	OPP. STRENGTH	TEAM	ADJ.	CONF.	ADJ CONF.
Average RPI Loss:	112	RECORD	PCT. RANK	GAMES	SCHEDULE	OF SCHEDULE	RPI	RPI	RPI	RPI
DIV. I ONLY	17- 15	163	5- 5	93	104	121	121	13	13	
DIV. I NON-CONF.	6- 7	184	0- 0	138	32	153	153	10	10	

TOTALS	RPI 1-25	RPI 26-50	W-L RECORDS	RPI 51-100	RPI 101-999	RPI 201+				
17- 15	0- 2	1- 2	OVERALL	4- 3	12- 8	6- 2				
10- 4	0- 0	1- 0	HOME	2- 2	7- 2	4- 0				
4- 9	0- 1	0- 1	AWAY	1- 1	3- 1	2- 0				
3- 2	0- 0	0- 1	NEUTRAL	1- 0	2- 1	0- 0				
6- 7	0- 2	0- 1	NON-CONFERENCE	1- 0	5- 4	2- 0				
3- 2	0- 0	0- 0	HOME	1- 0	2- 2	1- 0				
1- 4	0- 2	0- 0	AWAY	0- 0	1- 2	1- 0				
2- 1	0- 0	0- 1	NEUTRAL	0- 0	2- 0	0- 0				
11- 8	0- 0	1- 1	CONFERENCE	3- 3	7- 4	4- 2				
7- 2	0- 0	1- 0	HOME	1- 2	5- 0	3- 0				
3- 5	0- 0	0- 1	AWAY	1- 1	2- 3	1- 2				
1- 1	0- 0	0- 0	NEUTRAL	1- 0	0- 1	0- 0				

RPI 1-25				RPI 26-50				RPI 51-100				RPI 101+				Team's RPI: 121
RPI	S	Opponent	Score	RPI	S	Opponent	Score	RPI	S	Opponent	Score	RPI	S	Opponent	Score	
20	A	DePaul	78 86	28	N	LSU	59 71	74	H	Duquesne	66 76	110	A	George Mason	72 81	
24	A	Missouri	58 70	34	A	Dayton	76 101	74	N	Duquesne	71 65	113	A	Washington St.	63 85	
				34	H	Dayton	85 72	78	A	George Washi ngton	72 69	123	N	Cleveland St.	80 64	
								78	H	George Washi ngton	58 71	137	H	Saint Joseph' s	96 73	
								84	A	Fordham	63 66	137	N	Saint Joseph' s	49 58	
								84	H	Fordham	91 85	140	H	Loyola Marymount	60 62	
								96	H	Little Rock	48 45	152	H	Vanderbilt	69 74	
												163	A	SIUE	72 79	
												167	N	Ole Miss	79 64	
												184	H	Davi dson	88 72	
												197	H	Tul sa	77 66	
												199	A	Ri chmond	79 61	
												246	A	La Salle	76 87	
												257	H	St. Bonaventure	78 55	
												258	H	Lip scomb	101 57	
												264	A	Indiana St.	60 59	
												276	H	Massachusetts	70 64	
												276	H	Massachusetts	64 63	
												281	A	VCU	84 88	
												334	A	Rhode Island	70 66	

LAST 12 Division I GAMES:																
137	N	Saint Joseph' s	49 58	74	H	Duquesne	66 76	334	A	Rhode Island	70 66	246	A	La Salle	76 87	
74	N	Duquesne	71 65	276	H	Massachusetts	70 64	184	H	Davi dson	88 72	84	H	Fordham	91 85	
34	H	Dayton	85 72	84	A	VCU	84 88	78	A	George Washi ngton	72 69					
281	A	VCU	84 88													
78	H	George Washi ngton	58 71													

Non-Div I Games:

Saint Louis

Saint Mary's (CA)

Through Games Of March 9, 2018

Average RPI Win:	173	WON-LOST	WINNING	LAST 10	STRENGTH OF	OPP. STRENGTH	TEAM	ADJ.	CONF.	ADJ CONF.
Average RPI Loss:	126	RECORD	PCT. RANK	GAMES	SCHEDULE	OF SCHEDULE	RPI	RPI	RPI	RPI
DIV. I ONLY	20- 10	83	7- 3	114	110	79	79	14	14	
DIV. I NON-CONF.	7- 4	102	0- 0	44	50	57	57	11	11	

TOTALS	RPI 1-25	RPI 26-50	W-L RECORDS	RPI 51-100	RPI 101-999	RPI 201+				
20- 10	0- 0	1- 2	OVERALL	1- 2	18- 6	6- 1				
11- 3	0- 0	0- 1	HOME	1- 1	10- 1	4- 0				
7- 6	0- 0	1- 1	AWAY	0- 1	6- 4	2- 1				
2- 1	0- 0	0- 0	NEUTRAL	0- 0	2- 1	0- 0				
7- 4	0- 0	0- 1	NON-CONFERENCE	1- 2	6- 1	1- 0				
4- 1	0- 0	0- 0	HOME	1- 1	3- 0	1- 0				
1- 3	0- 0	0- 1	AWAY	0- 1	1- 1	0- 0				
2- 0	0- 0	0- 0	NEUTRAL	0- 0	2- 0	0- 0				
13- 6	0- 0	1- 1	CONFERENCE	0- 0	12- 5	5- 1				
7- 2	0- 0	0- 1	HOME	0- 0	7- 1	3- 0				
6- 3	0- 0	1- 0	AWAY	0- 0	5- 3	2- 1				
0- 1	0- 0	0- 0	NEUTRAL	0- 0	0- 1	0- 0				

RPI 1-25				RPI 26-50				RPI 51-100				Team's RPI : 79				RPI 101+			
RPI	S	Opponent	Score	RPI	S	Opponent	Score	RPI	S	Opponent	Score	RPI	S	Opponent	Score	RPI	S	Opponent	Score
				32	A	Gonzaga	72 56	54	H	Indiana	88 82	112	A	Boise St.	74 72				
				32	H	Gonzaga	65 73	62	A	Purdue	60 70	113	H	Washington St.	81 75				
				44	A	Cal i forni a	80 87	66	H	UC Davi s	50 74	114	A	Utah	63 74				
												131	A	San Franci sco	73 59				
												131	H	San Franci sco	72 64				
												140	A	Loyola Marymount	57 69				
												140	H	Loyola Marymount	65 75				
												147	H	Cal Poly	82 64				
												149 N		Eastern Wash.	76 56				
												157	A	BYU	54 63				
												157	H	BYU	57 49				
												158 N		UT Martin	69 58				
												164	A	San Di ego	75 53				
												164	H	San Di ego	66 57				
												185	A	Paci fi c	70 69				
												185	H	Paci fi c	96 88				
												185 N		Paci fi c	73 77				
												207	H	UC Santa Barbara	89 59				
												238	A	Pepperdi ne	82 75				
												238	H	Pepperdi ne	75 62				
												291	A	Santa Clara	72 51				
												291	H	Santa Clara	59 46				
												318	A	Portl and	65 68				
												318	H	Portl and	77 49				
LAST 12 Di vi si on I GAMES:																			
				185 N		Paci fi c	73 77	140	H	Loyola Marymount	65 75								
				291	A	Santa Clara	72 51	164	H	San Di ego	66 57								
				238	A	Pepperdi ne	82 75	131	A	San Franci sco	73 59								
				318	H	Portl and	77 49	318	A	Portl and	65 68								
				131	H	San Franci sco	72 64	157	A	BYU	54 63								
				32	A	Gonzaga	72 56	185	H	Paci fi c	96 88								

Non-Di v I Games:

Saint Mary's (CA)

■ Loss,
 ■ Non-Conf,
 ■ S Site,
 ■ Home
 ■ Away
 N Neutral

Average RPI Win:	240	WON-LOST	WINNING	LAST 10	STRENGTH OF	OPP. STRENGTH	TEAM	ADJ.	CONF.	ADJ CONF.
Average RPI Loss:	240	RECORD	PCT. RANK	GAMES	SCHEDULE	OF SCHEDULE	RPI	RPI	RPI	RPI
DIV. I ONLY	4- 26	330	0- 10	346	319	347	347	28	28	
DIV. I NON-CONF.	3- 8	268	0- 0	311	340	316	316	25	25	

TOTALS	RPI 1-25	RPI 26-50	W-L RECORDS	RPI 51-100	RPI 101-999	RPI 201+				
4- 26	0- 0	0- 1	OVERALL	0- 0	4- 25	3- 21				
2- 11	0- 0	0- 0	HOME	0- 0	2- 11	2- 9				
1- 14	0- 0	0- 1	AWAY	0- 0	1- 12	1- 10				
1- 1	0- 0	0- 0	NEUTRAL	0- 0	1- 1	0- 1				
3- 8	0- 0	0- 0	NON-CONFERENCE	0- 0	3- 8	2- 5				
1- 3	0- 0	0- 0	HOME	0- 0	1- 3	1- 2				
1- 5	0- 0	0- 0	AWAY	0- 0	1- 5	1- 3				
1- 0	0- 0	0- 0	NEUTRAL	0- 0	1- 0	0- 0				
1- 18	0- 0	0- 1	CONFERENCE	0- 0	1- 17	1- 16				
1- 8	0- 0	0- 0	HOME	0- 0	1- 8	1- 7				
0- 9	0- 0	0- 1	AWAY	0- 0	0- 8	0- 8				
0- 1	0- 0	0- 0	NEUTRAL	0- 0	0- 1	0- 1				

RPI 1-25				RPI 26-50				RPI 51-100				RPI 101+				Team's RPI: 347
RPI	S	Opponent	Score	RPI	S	Opponent	Score	RPI	S	Opponent	Score	RPI	S	Opponent	Score	
				36	A	Quinnipiac	39 86					103	N	Delaware	90 87	
												122	A	Seton Hall	49 91	
												125	H	Yale	49 70	
												137	A	Saint Joseph's	58 87	
												159	H	Marist	53 86	
												202	A	Siena	36 70	
												202	H	Siena	59 62	
												231	A	Niagara	54 64	
												231	H	Niagara	52 87	
												231	N	Niagara	48 60	
												234	H	Lafayette	64 61	
												253	A	Rider	52 62	
												253	H	Rider	52 57	
												261	A	LIU Brooklyn	46 57	
												265	A	Manhattan	64 76	
												265	H	Manhattan	39 60	
												272	A	Fairfield	41 62	
												272	H	Fairfield	40 62	
												274	H	St. Francis Brooklyn	49 64	
												276	A	Massachusetts	65 81	
												282	A	Fairleigh Dickinson	59 69	
												284	A	Monmouth	44 51	
												284	H	Monmouth	67 47	
												286	A	Canisius	49 52	
												286	H	Canisius	53 66	
												339	A	NJIT	59 52	
												342	A	Iona	42 52	
												342	H	Iona	31 55	
												348	H	UMass Lowell	60 66	

LAST 12 Division I GAMES:																
				231	N	Niagara	48 60	286	A	Canisius	49 52					
				202	A	Siena	36 70	231	A	Niagara	54 64					
				265	H	Manhattan	39 60	202	H	Siena	59 62					
				272	H	Fairfield	40 62	342	A	Iona	42 52					
				342	H	Iona	31 55	284	H	Monmouth	67 47					
				253	A	Rider	52 62	159	H	Marist	53 86					

Non-Div I Games:

Saint Peter's

Average RPI Win:	297	WON-LOST	WINNING	LAST 10	STRENGTH OF	OPP. STRENGTH	TEAM	ADJ.	CONF.	ADJ CONF.
Average RPI Loss:	193	RECORD	PCT. RANK	GAMES	SCHEDULE	OF SCHEDULE	RPI	RPI	RPI	RPI
DIV. I ONLY	2- 23	342	0- 10	169	341	335	335	26	26	
DIV. I NON-CONF.	1- 6	306	0- 0	53	343	273	273	26	26	

TOTALS	RPI 1-25	RPI 26-50	W-L RECORDS	RPI 51-100	RPI 101-999	RPI 201+				
2- 23	0- 0	0- 1	OVERALL	0- 2	2- 20	2- 13				
1- 12	0- 0	0- 0	HOME	0- 1	1- 11	1- 7				
1- 11	0- 0	0- 0	AWAY	0- 0	1- 2	1- 2				
0- 0	0- 0	0- 0	NEUTRAL	0- 0	0- 0	0- 0				
1- 6	0- 0	0- 1	NON-CONFERENCE	0- 0	1- 5	1- 2				
1- 3	0- 0	0- 0	HOME	0- 0	1- 3	1- 1				
0- 3	0- 0	0- 1	AWAY	0- 0	0- 2	0- 1				
0- 0	0- 0	0- 0	NEUTRAL	0- 0	0- 0	0- 0				
1- 17	0- 0	0- 0	CONFERENCE	0- 2	1- 15	1- 11				
0- 9	0- 0	0- 0	HOME	0- 1	0- 8	0- 6				
1- 8	0- 0	0- 0	AWAY	0- 1	1- 7	1- 5				
0- 0	0- 0	0- 0	NEUTRAL	0- 0	0- 0	0- 0				

RPI 1-25	RPI 26-50	RPI 51-100	RPI 101+	Team's RPI: 335
RPI S Opponent Score	RPI S Opponent Score	RPI S Opponent Score	RPI S Opponent Score	
	28 A LSU 58 71	90 A Lamar Uni versi ty 44 91	102 H Rice 50 79	
		90 H Lamar Uni versi ty 44 68	118 A SFA 53 75	
			118 H SFA 49 72	
			119 A Central Ark. 44 69	
			119 H Central Ark. 53 73	
			135 H Texas St. 41 73	
			144 A Arkansas 54 65	
			214 A Southern Mi ss. 38 58	
			218 H Ni choll s St. 65 70	
			228 H Texas Southern 58 77	
			229 A A&M-Corpus Christi 48 62	
			229 H A&M-Corpus Christi 57 67	
			233 A New Orleans 50 77	
			244 A Abilene Christian 65 83	
			244 H Abilene Christian 72 75	
			278 H McNeese 63 66	
			296 H Jackson St. 74 68	
			297 A Southeastern La. 57 52	
			309 A Houston Baptist 62 65	
			309 H Houston Baptist 61 69	
			313 H Incarnate Word 49 56	
			337 A Northwestern St. 60 63	
LAST 12 Division I GAMES:				
118 H SFA 49 72	229 A A&M-Corpus Christi 48 62			
119 H Central Ark. 53 73	244 H Abilene Christian 72 75			
233 A New Orleans 50 77	278 H McNeese 63 66			
309 A Houston Baptist 62 65	118 A SFA 53 75			
218 H Ni choll s St. 65 70	297 A Southeastern La. 57 52			
90 H Lamar Uni versi ty 44 68	90 A Lamar Uni versi ty 44 91			

Non-Div I Games: Wiley 80 41 St. Thomas Houston 68 66

Sam Houston St.

Average RPI Win: 223	WON-LOST RECORD	WINNING PCT. RANK	LAST 10 GAMES	STRENGTH OF SCHEDULE	OPP. STRENGTH OF SCHEDULE	TEAM RPI	ADJ. RPI	CONF. RPI	ADJ. CONF. RPI
Average RPI Loss: 105									
DIV. I ONLY	14- 16	196	5- 5	82	186	155	155	17	17
DIV. I NON-CONF.	7- 7	170	0- 0	55	164	119	119	16	16

TOTALS	RPI 1-25	RPI 26-50	W-L RECORDS	RPI 51-100	RPI 101-999	RPI 201+			
14- 16	0- 2	1- 3	OVERALL	0- 2	13- 9	8- 1			
10- 4	0- 0	1- 1	HOME	0- 0	9- 3	6- 0			
2- 10	0- 0	0- 0	AWAY	0- 0	2- 0	2- 0			
2- 2	0- 0	0- 1	NEUTRAL	0- 0	2- 1	0- 0			
7- 7	0- 2	1- 0	NON-CONFERENCE	0- 2	6- 3	3- 0			
6- 1	0- 0	1- 0	HOME	0- 0	5- 1	3- 0			
0- 5	0- 2	0- 0	AWAY	0- 2	0- 1	0- 0			
1- 1	0- 0	0- 0	NEUTRAL	0- 0	1- 1	0- 0			
7- 9	0- 0	0- 3	CONFERENCE	0- 0	7- 6	5- 1			
4- 3	0- 0	0- 1	HOME	0- 0	4- 2	3- 0			
2- 5	0- 0	0- 1	AWAY	0- 0	2- 4	2- 1			
1- 1	0- 0	0- 1	NEUTRAL	0- 0	1- 0	0- 0			

RPI	S	Opponent	Score	RPI	S	Opponent	Score	RPI	S	Opponent	Score	RPI	S	Opponent	Score	Team's RPI: 155
8	A	Florida St.	62 87	46	H	UCF	58 51	58	A	Belmont	46 83	106	A	Chattanooga	58 68	
22	A	Iowa	59 80	47	A	Mercer	45 48	70	A	UAB	53 77	106	H	Chattanooga	65 71	
				47	H	Mercer	59 73					107	A	ETSU	48 76	
				47	N	Mercer	44 81					107	H	ETSU	52 64	
												141	H	Colorado	60 71	
												144	A	Arkansas	63 84	
												154	H	Hampton	66 61	
												169	H	Troy	80 73	
												169	N	Troy	82 76	
												172	N	UTEP	33 46	
												189	A	Furman	41 45	
												189	H	Furman	62 58	
												189	N	Furman	59 58	
												214	H	Southern Miss.	61 56	
												220	A	UNCG	60 53	
												220	H	UNCG	56 48	
												301	A	Wofford	46 58	
												301	H	Wofford	81 77	
												304	A	Western Caro.	50 32	
												304	H	Western Caro.	62 54	
												314	H	Alabama St.	58 39	
												334	H	Rhode Island	67 37	
LAST 12 Division I GAMES:																
				47	N	Mercer	44 81	47	A	Mercer	45 48					
				189	N	Furman	59 58	189	H	Furman	62 58					
				106	H	Chattanooga	65 71	301	H	Wofford	81 77					
				107	H	ETSU	52 64	107	A	ETSU	48 76					
				304	A	Western Caro.	50 32	106	A	Chattanooga	58 68					
				220	A	UNCG	60 53	220	H	UNCG	56 48					

Non-Div I Games: AUM

59 46

Samford

Average RPI Win: 209

Average RPI Loss: 147

WON-LOST
RECORDWINNING
PCT. RANKLAST 10
GAMESSTRENGTH OF
SCHEDULEOPP. STRENGTH
OF SCHEDULETEAM
RPIADJ.
RPICONF.
RPIADJ CONF.
RPI

DIV. I ONLY	16- 15	171	5- 5	187	142	164	164	14	14
DIV. I NON-CONF.	6- 4	122	0- 0	271	223	144	144	11	11

TOTALS	RPI 1-25	RPI 26-50	W-L RECORDS	RPI 51-100	RPI 101-999	RPI 201+			
16- 15	0- 0	1- 4	OVERALL	0- 2	15- 9	8- 5			
8- 5	0- 0	1- 1	HOME	0- 1	7- 3	6- 0			
5- 9	0- 0	0- 2	AWAY	0- 1	5- 6	2- 5			
3- 1	0- 0	0- 1	NEUTRAL	0- 0	3- 0	0- 0			
6- 4	0- 0	1- 1	NON-CONFERENCE	0- 0	5- 3	4- 3			
4- 0	0- 0	1- 0	HOME	0- 0	3- 0	3- 0			
1- 4	0- 0	0- 1	AWAY	0- 0	1- 3	1- 3			
1- 0	0- 0	0- 0	NEUTRAL	0- 0	1- 0	0- 0			
10- 11	0- 0	0- 3	CONFERENCE	0- 2	10- 6	4- 2			
4- 5	0- 0	0- 1	HOME	0- 1	4- 3	3- 0			
4- 5	0- 0	0- 1	AWAY	0- 1	4- 3	1- 2			
2- 1	0- 0	0- 1	NEUTRAL	0- 0	2- 0	0- 0			

RPI S Opponent	Score	RPI S Opponent	Score	RPI S Opponent	Score	RPI S Opponent	Score	Team's RPI: 164
32 A Gonzaga	54 58	32 H Gonzaga	44 63	79 A Saint Mary's (CA)	57 66	112 N Boise St.	72 52	
32 N Gonzaga	71 79	41 H Minnesota	72 69	79 H Saint Mary's (CA)	53 75	131 A San Francisco	60 54	
44 A California	64 89					131 H San Francisco	47 49	
						140 A Loyola Marymount	60 54	
						140 H Loyola Marymount	53 67	
						157 A BYU	66 60	
						157 H BYU	70 69	
						157 N BYU	61 56	
						185 A Paci fic	60 62	
						185 H Paci fic	68 81	
						185 N Paci fic	66 56	
						206 A Seattle U	73 80	
						207 A UC Santa Barbara	71 58	
						238 A Pepperdi ne	62 66	
						238 H Pepperdi ne	79 53	
						255 A Hawai i	63 64	
						259 H UTSA	78 69	
						270 A San Diego St.	76 77	
						291 A Santa Clara	50 59	
						291 H Santa Clara	51 40	
						302 H Long Beach St.	74 40	
						318 A Portland	75 60	
						318 H Portland	59 52	
						329 H Southern Utah	72 59	
LAST 12 Division I GAMES:								
32 N Gonzaga	71 79	185 A Paci fic	60 62					
185 N Paci fic	66 56	291 H Santa Clara	51 40					
157 N BYU	61 56	238 H Pepperdi ne	79 53					
131 H San Franci sco	47 49	79 A Saint Mary's (CA)	57 66					
32 A Gonzaga	54 58	32 H Gonzaga	44 63					
157 A BYU	66 60	140 H Loyol a Marymount	53 67					

Non-Div I Games: San Diego Christian82 53

San Diego

Average RPI Win: 209

Average RPI Loss: 162

WON-LOST
RECORDWINNING
PCT. RANKLAST 10
GAMESSTRENGTH OF
SCHEDULEOPP. STRENGTH
OF SCHEDULETEAM
RPIADJ.
RPICONF.
RPIADJ CONF.
RPIDIV. I ONLY
DIV. I NON-CONF.10- 19
5- 5249
1702- 8
0- 0226
273141
248270
249270
24916
1416
14

TOTALS

RPI 1-25

RPI 26-50

W-L RECORDS

RPI 51-100

RPI 101-999

RPI 201+

10- 19
8- 7
2- 9
0- 30- 1
0- 0
0- 0
0- 10- 0
0- 0
0- 0
0- 0OVERALL
HOME
AWAY
NEUTRAL2- 3
2- 1
0- 2
0- 08- 15
6- 6
2- 7
0- 25- 5
3- 2
2- 3
0- 05- 5
4- 2
1- 1
0- 20- 1
0- 0
0- 0
0- 10- 0
0- 0
0- 0
0- 0NON-CONFERENCE
HOME
AWAY
NEUTRAL0- 0
0- 0
0- 0
0- 05- 4
4- 2
1- 1
0- 13- 2
2- 1
1- 1
0- 05- 14
4- 5
1- 8
0- 10- 0
0- 0
0- 0
0- 00- 0
0- 0
0- 0
0- 0CONFERENCE
HOME
AWAY
NEUTRAL2- 3
2- 1
0- 2
0- 03- 11
2- 4
1- 6
0- 12- 3
1- 1
1- 2
0- 0

RPI 1-25

RPI S Opponent Score
21 N Central Mich. 76 85

RPI 26-50

RPI S Opponent Score

RPI 51-100

RPI S Opponent Score
76 A Wyoming 50 70
76 H Wyoming 68 62
89 H New Mexico 97 89
92 A UNLV 67 73
92 H UNLV 64 75

RPI 101+

Team's RPI: 270

RPI S Opponent Score
112 A Boise St. 53 64
112 H Boise St. 70 86
116 A Colorado St. 43 72
116 H Colorado St. 63 65
124 N Tulane 46 80
145 A Fresno St. 53 64
145 H Fresno St. 60 66
164 H San Diego 77 76
174 A Nevada 72 84
174 H Nevada 75 72
174 N Nevada 84 95
194 H CSUN 58 55
196 H UC Irvine 65 67
207 A UC Santa Barbara 64 77
247 H Presbyterian 77 50
275 A Arizona 78 67
277 A San Jose St. 75 65
277 H San Jose St. 85 78
289 A Air Force 51 61
289 H Air Force 48 56
291 H Santa Clara 34 48
316 A Utah St. 58 62
319 H Cal St. Fullerton 59 58

LAST 12 Division I GAMES:

174 N Nevada 84 95 76 A Wyoming 50 70
174 A Nevada 72 84 174 H Nevada 75 72
112 A Boise St. 53 64 145 H Fresno St. 60 66
277 H San Jose St. 85 78 289 A Air Force 51 61
289 H Air Force 48 56 92 H UNLV 64 75
92 A UNLV 67 73 116 A Colorado St. 43 72

San Diego St.

San Diego St.

Non-Div I Games:

Hope Int'l

92 68

San Diego St.

Average RPI Win:	213	WON-LOST	WINNING	LAST 10	STRENGTH OF	OPP. STRENGTH	TEAM	ADJ.	CONF.	ADJ CONF.
Average RPI Loss:	100	RECORD	PCT. RANK	GAMES	SCHEDULE	OF SCHEDULE	RPI	RPI	RPI	RPI
DIV. I ONLY	16- 15	171	6- 4	90	136	131	131	14	14	
DIV. I NON-CONF.	5- 6	187	0- 0	76	121	132	132	11	11	

TOTALS	RPI 1-25	RPI 26-50	W-L RECORDS	RPI 51-100	RPI 101-999	RPI 201+				
16- 15	0- 1	0- 4	OVERALL	0- 3	16- 7	7- 1				
9- 5	0- 1	0- 1	HOME	0- 1	9- 2	4- 0				
5- 9	0- 0	0- 2	AWAY	0- 2	5- 5	3- 1				
2- 1	0- 0	0- 1	NEUTRAL	0- 0	2- 0	0- 0				
5- 6	0- 1	0- 1	NON-CONFERENCE	0- 1	5- 3	2- 0				
3- 2	0- 1	0- 0	HOME	0- 0	3- 1	1- 0				
1- 4	0- 0	0- 1	AWAY	0- 1	1- 2	1- 0				
1- 0	0- 0	0- 0	NEUTRAL	0- 0	1- 0	0- 0				
11- 9	0- 0	0- 3	CONFERENCE	0- 2	11- 4	5- 1				
6- 3	0- 0	0- 1	HOME	0- 1	6- 1	3- 0				
4- 5	0- 0	0- 1	AWAY	0- 1	4- 3	2- 1				
1- 1	0- 0	0- 1	NEUTRAL	0- 0	1- 0	0- 0				

RPI 1-25				RPI 26-50				RPI 51-100				RPI 101+ Team's RPI: 131			
RPI	S	Opponent	Score	RPI	S	Opponent	Score	RPI	S	Opponent	Score	RPI	S	Opponent	Score
13	H	Stanford	66 86	32	A	Gonzaga	47 74	66	A	UC Davis	55 72	113	H	Washington St.	70 74
				32	H	Gonzaga	57 81	79	A	Saint Mary's (CA)	64 72	134	N	Robert Morris	57 45
				32	N	Gonzaga	53 65	79	H	Saint Mary's (CA)	59 73	140	A	Loyol a Marymount	60 65
				33	A	Northern Colo.	60 73					140	H	Loyol a Marymount	78 60
												140	N	Loyol a Marymount	89 76
												145	H	Fresno St.	70 62
												147	A	Cal Poly	83 88
												147	H	Cal Poly	83 71
												157	A	BYU	66 70
												157	H	BYU	76 73
												164	A	San Diego	49 47
												164	H	San Diego	54 60
												177	A	UT Arlington	54 56
												185	A	Paci fi c	81 71
												185	H	Paci fi c	80 78
												238	A	Pepperdi ne	92 95
												238	H	Pepperdi ne	68 67
												273	H	Sacramento St.	90 76
												277	A	San Jose St.	87 81
												291	A	Santa Clara	58 54
												291	H	Santa Clara	64 47
												318	A	Portl and	76 63
												318	H	Portl and	84 75

LAST 12 Division I GAMES:															
				32	N	Gonzaga	53 65	157	H	BYU	76 73				
				140	N	Loyol a Marymount	89 76	318	A	Portl and	76 63				
				164	A	San Di ego	49 47	291	H	Santa Clara	64 47				
				185	H	Paci fi c	80 78	79	H	Saint Mary's (CA)	59 73				
				140	A	Loyol a Marymount	60 65	32	H	Gonzaga	57 81				
				79	A	Saint Mary's (CA)	64 72	185	A	Paci fi c	81 71				

Non-Div I Games:

San Francisco

Average RPI Win:	225	WON-LOST	WINNING	LAST 10	STRENGTH OF	OPP. STRENGTH	TEAM	ADJ.	CONF.	ADJ CONF.
Average RPI Loss:	140	RECORD	PCT. RANK	GAMES	SCHEDULE	OF SCHEDULE	RPI	RPI	RPI	RPI
DIV. I ONLY	6- 23	316	1- 9	127	132	277	277	16	16	
DIV. I NON-CONF.	2- 8	290	0- 0	73	133	236	236	14	14	

TOTALS	RPI 1-25	RPI 26-50	W-L RECORDS	RPI 51-100	RPI 101-999	RPI 201+				
6- 23	0- 1	0- 1	OVERALL	1- 7	5- 14	3- 4				
4- 10	0- 0	0- 0	HOME	1- 3	3- 7	1- 2				
2- 11	0- 1	0- 1	AWAY	0- 3	2- 6	2- 2				
0- 2	0- 0	0- 0	NEUTRAL	0- 1	0- 1	0- 0				
2- 8	0- 1	0- 1	NON-CONFERENCE	0- 1	2- 5	1- 0				
1- 4	0- 0	0- 0	HOME	0- 1	1- 3	0- 0				
1- 3	0- 1	0- 1	AWAY	0- 0	1- 1	1- 0				
0- 1	0- 0	0- 0	NEUTRAL	0- 0	0- 1	0- 0				
4- 15	0- 0	0- 0	CONFERENCE	1- 6	3- 9	2- 4				
3- 6	0- 0	0- 0	HOME	1- 2	2- 4	1- 2				
1- 8	0- 0	0- 0	AWAY	0- 3	1- 5	1- 2				
0- 1	0- 0	0- 0	NEUTRAL	0- 1	0- 0	0- 0				

RPI 1-25				RPI 26-50				RPI 51-100				RPI 101+ Team's RPI: 277			
RPI	S	Opponent	Score	RPI	S	Opponent	Score	RPI	S	Opponent	Score	RPI	S	Opponent	Score
10	A	UCLA	69 129	42	A	Oregon St.	62 110	60	H	Nebraska	55 81	112	H	Boise St.	80 112
								76	A	Wyoming	46 58	116	A	Colorado St.	48 63
								76	H	Wyoming	64 66	116	H	Colorado St.	66 73
								89	A	New Mexico	62 92	127	H	Portland St.	78 90
								89	H	New Mexico	95 86	131	H	San Francisco	81 87
								89	N	New Mexico	54 84	145	A	Fresno St.	71 81
								92	A	UNLV	60 79	154	N	Hampton	73 81
								92	H	UNLV	53 80	174	A	Nevada	63 91
												174	H	Nevada	57 54
												185	A	Pacific	97 106
												193	H	CSU Bakersfield	67 57
												194	H	CSUN	59 76
												270	A	San Diego St.	78 85
												270	H	San Diego St.	65 75
												289	A	Air Force	75 74
												289	H	Air Force	60 66
												291	A	Santa Clara	71 66
												316	A	Utah St.	78 86
												316	H	Utah St.	79 66
LAST 12 Division I GAMES:															
				89	N	New Mexico	54 84	145	A	Fresno St.	71 81				
				289	H	Air Force	60 66	116	H	Colorado St.	66 73				
				316	A	Utah St.	78 86	89	A	New Mexico	62 92				
				270	A	San Diego St.	78 85	92	H	UNLV	53 80				
				174	H	Nevada	57 54	76	A	Wyoming	46 58				
				76	H	Wyoming	64 66	112	H	Boise St.	80 112				

Non-Div I Games: Southern Ore. 89 87

San Jose St.

Average RPI Win: 293		WON-LOST RECORD	WINNING PCT. RANK	LAST 10 GAMES	STRENGTH OF SCHEDULE	OPP. STRENGTH OF SCHEDULE	TEAM RPI	ADJ. RPI	CONF. RPI	ADJ. CONF. RPI
Average RPI Loss: 221										
DIV. I ONLY		3- 25	334	1- 8	311	332	341	341	30	30
DIV. I NON-CONF.		1- 9	318	0- 0	264	114	311	311	30	30
TOTALS		RPI 1-25	RPI 26-50	W-L RECORDS	RPI 51-100	RPI 101-999	RPI 201+			
3- 25	0- 1		0- 1	OVERALL	0- 1	3- 22	3- 15			
0- 8	0- 0		0- 0	HOME	0- 0	0- 8	0- 6			
2- 13	0- 1		0- 1	AWAY	0- 1	2- 10	2- 7			
1- 4	0- 0		0- 0	NEUTRAL	0- 0	1- 4	1- 2			
1- 9	0- 1		0- 1	NON-CONFERENCE	0- 1	1- 6	1- 3			
0- 0	0- 0		0- 0	HOME	0- 0	0- 0	0- 0			
1- 6	0- 1		0- 1	AWAY	0- 1	1- 3	1- 2			
0- 3	0- 0		0- 0	NEUTRAL	0- 0	0- 3	0- 1			
2- 16	0- 0		0- 0	CONFERENCE	0- 0	2- 16	2- 12			
0- 8	0- 0		0- 0	HOME	0- 0	0- 8	0- 6			
1- 7	0- 0		0- 0	AWAY	0- 0	1- 7	1- 5			
1- 1	0- 0		0- 0	NEUTRAL	0- 0	1- 1	1- 1			

[illegible]

Non-Div I Games:	LaGrange	86	44	Al I en	79	41
------------------	----------	----	----	---------	----	----

Savannah St.

■ Loss, ■ Non-Conf, S Site, H Home A Away N Neutral

Average RPI Win:	277	WON-LOST	WINNING	LAST 10	STRENGTH OF	OPP. STRENGTH	TEAM	ADJ.	CONF.	ADJ CONF.
Average RPI Loss:	133	RECORD	PCT. RANK	GAMES	SCHEDULE	OF SCHEDULE	RPI	RPI	RPI	RPI
DIV. I ONLY	17- 14	144	6- 4	270	270	202	202	28	28	
DIV. I NON-CONF.	5- 6	187	0- 0	132	165	159	159	25	25	

TOTALS	RPI 1-25	RPI 26-50	W-L RECORDS	RPI 51-100	RPI 101-999	RPI 201+				
17- 14	0- 0	0- 3	OVERALL	0- 4	17- 7	16- 4				
11- 5	0- 0	0- 1	HOME	0- 2	11- 2	10- 1				
6- 9	0- 0	0- 2	AWAY	0- 2	6- 5	6- 3				
0- 0	0- 0	0- 0	NEUTRAL	0- 0	0- 0	0- 0				
5- 6	0- 0	0- 1	NON-CONFERENCE	0- 4	5- 1	5- 0				
3- 2	0- 0	0- 0	HOME	0- 2	3- 0	3- 0				
2- 4	0- 0	0- 1	AWAY	0- 2	2- 1	2- 0				
0- 0	0- 0	0- 0	NEUTRAL	0- 0	0- 0	0- 0				
12- 8	0- 0	0- 2	CONFERENCE	0- 0	12- 6	11- 4				
8- 3	0- 0	0- 1	HOME	0- 0	8- 2	7- 1				
4- 5	0- 0	0- 1	AWAY	0- 0	4- 4	4- 3				
0- 0	0- 0	0- 0	NEUTRAL	0- 0	0- 0	0- 0				

RPI 1-25				RPI 26-50				RPI 51-100				RPI 101+				Team's RPI: 202	
RPI	S	Opponent	Score	RPI	S	Opponent	Score	RPI	S	Opponent	Score	RPI	S	Opponent	Score		
36	A	Quinnipiac	54 68	51	A	Harvard	67 75	133	A	Hartford	62 71						
36	H	Quinnipiac	72 83	53	H	FGCU	50 63	159	A	Marist	54 73						
40	A	Rutgers	47 59	82	H	Albany (NY)	63 78	159	H	Marist	51 67						
				93	A	Penn St.	72 86	159	H	Marist	58 53						
								231	A	Niagara	50 65						
								231	H	Niagara	71 60						
								231	H	Niagara	68 73						
								248	H	Sacred Heart	62 57						
								253	A	Rider	71 67						
								256	A	Hofstra	70 60						
								257	H	St. Bonaventure	70 62						
								265	A	Manhattan	56 54						
								265	H	Manhattan	56 51						
								268	H	Howard	72 61						
								272	A	Fairfield	43 44						
								272	H	Fairfield	51 40						
								284	H	Monmouth	44 41						
								286	A	Canisius	57 65						
								286	H	Canisius	68 59						
								288	A	Colgate	73 70						
								342	A	Iona	70 48						
								342	H	Iona	64 51						
								347	A	Saint Peter's	62 59						
								347	H	Saint Peter's	70 36						
LAST 12 Division I GAMES:																	
159	H	Marist	51 67	36	H	Quinnipiac	72 83										
231	H	Niagara	71 60	284	H	Monmouth	44 41										
347	H	Saint Peter's	70 36	159	A	Marist	54 73										
286	H	Canisius	68 59	347	A	Saint Peter's	62 59										
272	A	Fairfield	43 44	265	H	Manhattan	56 51										
265	A	Manhattan	56 54	272	H	Fairfield	51 40										

Non-Div I Games:

Siena

Average RPI		Win: 247	WON-LOST RECORD	WINNING PCT. RANK	LAST 10 GAMES	STRENGTH OF SCHEDULE	OPP. STRENGTH OF SCHEDULE	TEAM RPI	ADJ. RPI	CONF. RPI	ADJ. CONF. RPI
Loss: 149											
DIV. I ONLY			18- 12	108	4- 6	283	232	176	176	22	22
DIV. I NON-CONF.			6- 4	122	0- 0	62	213	78	78	23	23
TOTALS		RPI 1-25		RPI 26-50		W-L RECORDS		RPI 51-100		RPI 101-999	RPI 201+
18- 12	0- 1			0- 0		OVERALL		0- 3		18- 8	12- 3
9- 5	0- 0			0- 0		HOME		0- 3		9- 2	6- 1
8- 6	0- 1			0- 0		AWAY		0- 0		8- 5	5- 2
1- 1	0- 0			0- 0		NEUTRAL		0- 0		1- 1	1- 0
6- 4	0- 1			0- 0		NON-CONFERENCE		0- 2		6- 1	3- 0
3- 2	0- 0			0- 0		HOME		0- 2		3- 0	1- 0
3- 2	0- 1			0- 0		AWAY		0- 0		3- 1	2- 0
0- 0	0- 0			0- 0		NEUTRAL		0- 0		0- 0	0- 0
12- 8	0- 0			0- 0		CONFERENCE		0- 1		12- 7	9- 3
6- 3	0- 0			0- 0		HOME		0- 1		6- 2	5- 1
5- 4	0- 0			0- 0		AWAY		0- 0		5- 4	3- 2
1- 1	0- 0			0- 0		NEUTRAL		0- 0		1- 1	1- 0

RPI 1-25			
RPI	S	Opponent	Score
16	A	NC State	50 71

RPI 26-50			
RPI	S	Opponent	Score

RPI 51-100			
RPI	S	Opponent	Score
70	H	UAB	66 78
96	H	Little Rock	35 47
98	H	Jacksonville	58 60

RPI 101+			
RPI	S	Opponent	Score
117	A	North Carolina	85 84
119	H	Central Ark.	64 43
135	A	Texas St.	63 78
160	A	Louisiana	72 57
160	H	Louisiana	56 59
167	A	Ole Miss	59 66
169	A	Troy	71 82
169	H	Troy	79 68
169	N	Troy	79 82
177	A	UT Arlington	76 63
179	H	Southern U.	69 65
214	A	Southern Miss.	78 57
221	H	Arkansas St.	60 75
222	A	Coastal Caro.	56 71
222	H	Coastal Caro.	68 62
233	H	New Orleans	67 45
262	A	Appalachian St.	56 57
262	H	Appalachian St.	54 52
306	A	Georgia St.	70 69
306	H	Georgia St.	88 52
314	A	Alabama St.	59 47
327	A	Ga. Southern	81 74
327	H	Ga. Southern	79 52
338	A	La.-Monroe	67 60
338	H	La.-Monroe	72 55
338	N	La.-Monroe	80 54

LAST 12 Division I GAMES:			
169	N	Troy	79 82
338	N	La.-Monroe	80 54
306	A	Georgia St.	70 69
327	A	Ga. Southern	81 74
160	H	Louisiana	56 59
338	H	La.-Monroe	72 55
222	A	Coastal Caro.	56 71
262	A	Appalachian St.	56 57
221	H	Arkansas St.	60 75
96	H	Little Rock	35 47
169	A	Troy	71 82
338	A	La.-Monroe	67 60

Non-Div I Games:	Ga. Southwestern	73	42
------------------	------------------	----	----

South Al a.

■ Loss, ■ Non-Conf, S Site, H Home A Away N Neutral

Average RPI	Win:	122	WON-LOST	WINNING	LAST 10	STRENGTH OF	OPP. STRENGTH	TEAM	ADJ.	CONF.	ADJ CONF.
Average RPI	Loss:	8	RECORD	PCT. RANK	GAMES	SCHEDULE	OF SCHEDULE	RPI	RPI	RPI	RPI
DIV. I ONLY		26- 6		19	8- 2	22	3	11	11	2	2
DIV. I NON-CONF.		11- 2		22	0- 1	182	6	48	48	2	2

TOTALS	RPI 1-25		RPI 26-50		W-L RECORDS	RPI 51-100		RPI 101-999		RPI 201+	
26- 6	6- 6		4- 0		OVERALL	4- 0		12- 0		5- 0	
13- 2	3- 2		1- 0		HOME	1- 0		8- 0		5- 0	
8- 3	1- 3		1- 0		AWAY	2- 0		4- 0		0- 0	
5- 1	2- 1		2- 0		NEUTRAL	1- 0		0- 0		0- 0	
11- 2	2- 2		1- 0		NON-CONFERENCE	1- 0		7- 0		5- 0	
6- 1	1- 1		0- 0		HOME	0- 0		5- 0		5- 0	
3- 0	1- 0		0- 0		AWAY	0- 0		2- 0		0- 0	
2- 1	0- 1		1- 0		NEUTRAL	1- 0		0- 0		0- 0	
15- 4	4- 4		3- 0		CONFERENCE	3- 0		5- 0		0- 0	
7- 1	2- 1		1- 0		HOME	1- 0		3- 0		0- 0	
5- 3	0- 3		1- 0		AWAY	2- 0		2- 0		0- 0	
3- 0	2- 0		1- 0		NEUTRAL	0- 0		0- 0		0- 0	

RPI	S	Opponent	Score	RPI	S	Opponent	Score	RPI	S	Opponent	Score	RPI	S	Opponent	Score
1	H	UConn	58 83	26	A	Georgia	77 65	75	N	St. John's (NY)	76 58	101	H	Auburn	71 63
2	N	Notre Dame	85 92	26	N	Georgia	71 49	86	A	Kentucky	81 64	144	H	Arkansas	90 42
5	A	Mississippi St.	53 67	28	H	LSU	57 48	86	H	Kentucky	81 63	152	A	Vanderbilt	95 82
5	N	Mississippi St.	62 51	40	N	Rutgers	78 68	94	A	Alabama	79 66	167	A	Ole Miss	88 62
9	A	Tennessee	46 65									168	A	Clemson	66 36
9	H	Tennessee	70 86									178	H	Florida	64 57
9	N	Tennessee	73 62									182	A	Temple	87 60
15	H	Texas A&M	61 59									263	H	Col. of Charleston	69 43
17	A	Maryland	94 86									301	H	Wofford	94 60
18	H	Duke	72 52									304	H	Western Caro.	101 43
24	A	Missouri	74 83									314	H	Alabama St.	99 31
24	H	Missouri	64 54									341	H	Savannah St.	99 38

LAST 12 Division I GAMES:															
5	N	Mississippi St.	62 51	26	A	Georgia	77 65	178	H	Florida	64 57	94	A	Alabama	79 66
26	N	Georgia	71 49	5	A	Mississippi St.	53 67	1	H	UConn	58 83	24	H	Missouri	64 54
9	N	Tennessee	73 62												
9	A	Tennessee	46 65												
28	H	LSU	57 48												
86	H	Kentucky	81 63												

Non-Div I Games:

South Carolina

Average RPI Win:	305	WON-LOST	WINNING	LAST 10	STRENGTH OF	OPP. STRENGTH	TEAM	ADJ.	CONF.	ADJ CONF.
Average RPI Loss:	218	RECORD	PCT. RANK	GAMES	SCHEDULE	OF SCHEDULE	RPI	RPI	RPI	RPI
DIV. I ONLY	10- 18	246	5- 5	348	314	317	317	30	30	
DIV. I NON-CONF.	3- 7	254	0- 0	343	167	312	312	30	30	

TOTALS	RPI 1-25	RPI 26-50	W-L RECORDS	RPI 51-100	RPI 101-999	RPI 201+				
10- 18	0- 0	0- 1	OVERALL	0- 1	10- 16	9- 10				
5- 5	0- 0	0- 0	HOME	0- 0	5- 5	4- 4				
4- 12	0- 0	0- 0	AWAY	0- 0	4- 1	4- 1				
1- 1	0- 0	0- 0	NEUTRAL	0- 0	1- 1	1- 0				
3- 7	0- 0	0- 1	NON-CONFERENCE	0- 1	3- 5	3- 3				
1- 1	0- 0	0- 0	HOME	0- 0	1- 1	1- 1				
2- 6	0- 0	0- 1	AWAY	0- 1	2- 4	2- 2				
0- 0	0- 0	0- 0	NEUTRAL	0- 0	0- 0	0- 0				
7- 11	0- 0	0- 0	CONFERENCE	0- 0	7- 11	6- 7				
4- 4	0- 0	0- 0	HOME	0- 0	4- 4	3- 3				
2- 6	0- 0	0- 0	AWAY	0- 0	2- 6	2- 4				
1- 1	0- 0	0- 0	NEUTRAL	0- 0	1- 1	1- 0				

RPI	S	Opponent	Score	RPI	S	Opponent	Score	RPI	S	Opponent	Score	RPI	S	Opponent	Score	Team's RPI: 317
47	A	Mercer	53 74	67	A	Georgi a Tech	40 86	129	A	Bethune-Cookman	50 68	154	A	Hampton	42 60	
								154	H	Hampton	78 70	165	H	N. C. A&T	54 74	
								165	N	N. C. A&T	38 54	168	A	Clemson	48 56	
								170	A	Charlotte	49 64	217	A	Norfolk St.	49 63	
								217	H	Norfolk St.	67 71	267	H	UMES	54 51	
								268	H	Howard	58 68	271	A	Morgan St.	55 65	
								279	A	Old Dominion	35 52	303	A	USC Upstate	44 63	
								304	H	Western Caro.	75 45	320	A	Charleston So.	60 58	
								321	H	N. C. Central	63 81	321	N	N. C. Central	76 67	
								322	A	Coppin St.	39 56	322	H	Coppin St.	67 65	
								327	H	Ga. Southern	58 61	333	A	Delaware St.	44 58	
								336	A	Florida A&M	82 49	341	A	Savannah St.	71 60	
								341	H	Savannah St.	80 78	343	A	Winthrop	65 37	
LAST 12 Division I GAMES:																
165	N	N. C. A&T	38 54	154	A	Hampton	42 60	165	H	N. C. A&T	54 74	322	H	Coppin St.	67 65	
321	N	N. C. Central	76 67	341	A	Savannah St.	80 78	341	A	Savannah St.	71 60	271	A	Morgan St.	55 65	
336	A	Florida A&M	82 49	321	H	N. C. Central	63 81	322	A	Coppin St.	39 56					
217	A	Norfolk St.	49 63													

Non-Div I Games: Johnson & Wales (NC) 40 Columbia Int'l 82 38

South Carolina St.

South Dakota

Through Games Of March 9, 2018

Average RPI Win:	198	WON-LOST	WINNING	LAST 10	STRENGTH OF	OPP. STRENGTH	TEAM	ADJ.	CONF.	ADJ CONF.
Average RPI Loss:	86	RECORD	PCT. RANK	GAMES	SCHEDULE	OF SCHEDULE	RPI	RPI	RPI	RPI

DIV. I ONLY	23- 6	30	8- 1	159	117	59	59	12	12
DIV. I NON-CONF.	7- 5	132	0- 0	198	59	133	133	17	17

TOTALS	RPI 1-25	RPI 26-50	W-L RECORDS	RPI 51-100	RPI 101-999	RPI 201+
23- 6	0- 1	3- 1	OVERALL	2- 1	18- 3	11- 0
11- 1	0- 0	2- 0	HOME	1- 0	8- 1	5- 0
9- 2	0- 0	1- 0	AWAY	1- 0	7- 2	4- 0
3- 3	0- 1	0- 1	NEUTRAL	0- 1	3- 0	2- 0
7- 5	0- 1	1- 0	NON-CONFERENCE	0- 1	6- 3	4- 0
4- 1	0- 0	1- 0	HOME	0- 0	3- 1	2- 0
2- 2	0- 0	0- 0	AWAY	0- 0	2- 2	1- 0
1- 2	0- 1	0- 0	NEUTRAL	0- 1	1- 0	1- 0
16- 1	0- 0	2- 1	CONFERENCE	2- 0	12- 0	7- 0
7- 0	0- 0	1- 0	HOME	1- 0	5- 0	3- 0
7- 0	0- 0	1- 0	AWAY	1- 0	5- 0	3- 0
2- 1	0- 0	0- 1	NEUTRAL	0- 0	2- 0	1- 0

RPI 1-25	RPI 26-50	RPI 51-100	Team's RPI: 59	RPI 101+
RPI S Opponent Score	RPI S Opponent Score	RPI S Opponent Score		RPI S Opponent Score
9 N Tennessee 49 69	27 A South Dakota St. 67 61	57 N Oklahoma St. 68 76		105 A Iowa St. 76 81
	27 H South Dakota St. 80 75	100 A Western Ill. 82 58		118 A SFA 55 77
	27 N South Dakota St. 50 65	100 H Western Ill. 92 81		150 A Wichita St. 62 48
	48 H Creighton 73 68			173 A Oral Roberts 73 68
				173 H Oral Roberts 72 55
				173 N Oral Roberts 65 53
				181 A Denver 82 60
				181 H Denver 79 51
				193 H CSU Bakersfield 66 50
				197 H Tulsa 61 64
				203 H North Dakota 76 71
				226 H UC Riverside 75 66
				241 A Omaha 72 50
				241 H Omaha 70 46
				264 N Indiana St. 71 59
				285 A North Dakota St. 82 67
				285 H North Dakota St. 80 54
				313 A Incarnate Word 81 51
				325 A Fort Wayne 79 60
				325 H Fort Wayne 85 43
				325 N Fort Wayne 83 32
LAST 12 Division I GAMES:				
27 N South Dakota St. 50 65	325 A Fort Wayne 79 60			
173 N Oral Roberts 65 53	285 H North Dakota St. 80 54			
325 N Fort Wayne 83 32	100 H Western Ill. 92 81			
27 H South Dakota St. 80 75	181 A Denver 82 60			
173 H Oral Roberts 72 55	27 A South Dakota St. 67 61			
241 A Omaha 72 50	241 H Omaha 70 46			

Non-Div I Games:	Mt. Marty	87 25	Doane	96 54	Bellevue	89 32	South Dakota
------------------	-----------	-------	-------	-------	----------	-------	--------------

Loss, Non-Conf, S Site, H Home A Away N Neutral

Average RPI Win:	178	WON-LOST	WINNING	LAST 10	STRENGTH OF	OPP. STRENGTH	TEAM	ADJ.	CONF.	ADJ CONF.
Average RPI Loss:	41	RECORD	PCT. RANK	GAMES	SCHEDULE	OF SCHEDULE	RPI	RPI	RPI	RPI

DIV. I ONLY	25- 6	22	9- 1	65	109	27	27	12	12
DIV. I NON-CONF.	10- 4	73	0- 0	28	22	28	28	17	17
TOTALS	RPI 1-25	RPI 26-50	W-L RECORDS	RPI 51-100	RPI 101-999	RPI 201+			
25- 6	1- 2	1- 1	OVERALL	6- 3	17- 0	10- 0			
12- 2	0- 1	1- 0	HOME	1- 1	10- 0	6- 0			
8- 4	0- 1	0- 1	AWAY	3- 2	5- 0	3- 0			
5- 0	1- 0	0- 0	NEUTRAL	2- 0	2- 0	1- 0			
10- 4	1- 2	1- 1	NON-CONFERENCE	2- 1	6- 0	3- 0			
6- 1	0- 1	1- 0	HOME	0- 0	5- 0	3- 0			
2- 3	0- 1	0- 1	AWAY	2- 1	0- 0	0- 0			
2- 0	1- 0	0- 0	NEUTRAL	0- 0	1- 0	0- 0			
15- 2	0- 0	0- 0	CONFERENCE	4- 2	11- 0	7- 0			
6- 1	0- 0	0- 0	HOME	1- 1	5- 0	3- 0			
6- 1	0- 0	0- 0	AWAY	1- 1	5- 0	3- 0			
3- 0	0- 0	0- 0	NEUTRAL	2- 0	1- 0	1- 0			

RPI 1-25	RPI 26-50	Team's RPI: 27	RPI 51-100	RPI 101+
RPI S Opponent Score	RPI S Opponent Score		RPI S Opponent Score	RPI S Opponent Score
4 H Louisville 64 68	35 H Oklahoma 67 61		53 A FGCU 78 87	128 H UNI 57 47
16 N NC State 75 67	48 A Creighton 65 72		59 A South Dakota 75 80	150 H Wichita St. 96 64
23 A Green Bay 41 55			59 H South Dakota 61 67	170 N Charlotte 71 70
			59 N South Dakota 65 50	173 A Oral Roberts 77 70
			72 A Drake 85 78	173 H Oral Roberts 96 72
			78 A George Washington 97 88	181 A Denver 69 58
			100 A Western Ill. 70 42	181 H Denver 95 59
			100 H Western Ill. 84 48	203 H North Dakota 66 52
			100 N Western Ill. 80 51	210 H Bowling Green 76 44
				241 A Omaha 103 54
				241 H Omaha 89 64
				285 A North Dakota St. 85 64
				285 H North Dakota St. 83 63
				285 N North Dakota St. 87 62
				325 A Fort Wayne 77 55
				325 H Fort Wayne 105 49
				339 H NJIT 92 48
LAST 12 Division I GAMES:				
59 N South Dakota 65 50	173 H Oral Roberts 96 72			
100 N Western Ill. 80 51	181 H Denver 95 59			
285 N North Dakota St. 87 62	241 A Omaha 103 54			
325 A Fort Wayne 77 55	285 A North Dakota St. 85 64			
59 A South Dakota 75 80	325 H Fort Wayne 105 49			
100 A Western Ill. 70 42	59 H South Dakota 61 67			

Non-Div I Games: Dakota Wesleyan 76 63

South Dakota St.

Average RPI Win:	135	WON-LOST	WINNING	LAST 10	STRENGTH OF	OPP. STRENGTH	TEAM	ADJ.	CONF.	ADJ CONF.
Average RPI Loss:	36	RECORD	PCT. RANK	GAMES	SCHEDULE	OF SCHEDULE	RPI	RPI	RPI	RPI
DIV. I ONLY	26- 7	33	8- 2	25	34	14	14	7	7	
DIV. I NON-CONF.	11- 3	45	1- 0	63	5	23	23	7	7	

TOTALS	RPI 1-25	RPI 26-50	W-L RECORDS	RPI 51-100	RPI 101-999	RPI 201+				
26- 7	1- 4	5- 1	OVERALL	3- 1	17- 1	4- 0				
13- 1	1- 1	2- 0	HOME	1- 0	9- 0	3- 0				
8- 3	0- 1	1- 1	AWAY	1- 0	6- 1	1- 0				
5- 3	0- 2	2- 0	NEUTRAL	1- 1	2- 0	0- 0				
11- 3	1- 1	2- 1	NON-CONFERENCE	2- 1	6- 0	3- 0				
6- 0	1- 0	1- 0	HOME	0- 0	4- 0	2- 0				
2- 1	0- 0	0- 1	AWAY	1- 0	1- 0	1- 0				
3- 2	0- 1	1- 0	NEUTRAL	1- 1	1- 0	0- 0				
15- 4	0- 3	3- 0	CONFERENCE	1- 0	11- 1	1- 0				
7- 1	0- 1	1- 0	HOME	1- 0	5- 0	1- 0				
6- 2	0- 1	1- 0	AWAY	0- 0	5- 1	0- 0				
2- 1	0- 1	1- 0	NEUTRAL	0- 0	1- 0	0- 0				

RPI	S	Opponent	Score	RPI	S	Opponent	Score	RPI	S	Opponent	Score	RPI	S	Opponent	Score
1	A	UConn	53 82	28	H	LSU	61 55	64	N	Michigan St.	73 83	104	A	Cincinnati	69 46
1	H	UConn	49 100	34	N	Dayton	93 87	75	N	St. John's (NY)	68 59	104	H	Cincinnati	84 65
1	N	UConn	54 70	35	A	Oklahoma	74 79	78	A	George Washington	83 78	113	N	Washington St.	82 45
2	N	Notre Dame	66 76	46	A	UCF	77 68	80	H	Houston	81 65	124	A	Tulane	63 53
6	H	Ohio St.	84 65	46	H	UCF	62 45					124	H	Tulane	75 46
				46	N	UCF	74 59					130	H	Butler	71 55
LAST 12 Division I GAMES:															
		1 N UConn	54 70			46 A UCF	77 68					150	A	Wichita St.	56 64
		46 N UCF	74 59			213 H SMU	64 54					179	H	Southern U.	108 48
		195 N East Carolina	80 44			6 H Ohio St.	84 65					182	A	Temple	89 73
		1 A UConn	53 82			195 H East Carolina	88 47					182	H	Temple	76 60
		104 H Cincinnati	84 65			124 A Tulane	63 53					192	A	Memphis	81 62
		80 H Houston	81 65			197 A Tulsa	71 57					195	H	East Carolina	88 47
												195	N	East Carolina	80 44
												213	H	SMU	64 54
												221	H	Arkansas St.	98 55
												300	A	FIU	82 52
												309	H	Houston Baptist	90 43

Non-Div I Games:

South Fla.

Average RPI		Win: 287	WON-LOST RECORD	WINNING PCT. RANK	LAST 10 GAMES	STRENGTH OF SCHEDULE	OPP. STRENGTH OF SCHEDULE	TEAM RPI	ADJ. RPI	CONF. RPI	ADJ CONF. RPI
Loss: 144											
DIV. I ONLY			12- 17	224	4- 6	203	288	230	230	25	25
DIV. I NON-CONF.			3- 7	254	0- 0	45	235	189	189	27	27
TOTALS		RPI 1-25		RPI 26-50		W-L RECORDS		RPI 51-100	RPI 101-999	RPI 201+	
12- 17	0- 1		0- 1		OVERALL	0- 2		12- 13		10- 2	
7- 5	0- 0		0- 0		HOME	0- 1		7- 4		6- 1	
4- 11	0- 0		0- 0		AWAY	0- 0		4- 1		4- 0	
1- 1	0- 0		0- 0		NEUTRAL	0- 0		1- 1		0- 0	
3- 7	0- 1		0- 1		NON-CONFERENCE	0- 1		3- 4		2- 0	
2- 1	0- 0		0- 0		HOME	0- 0		2- 1		2- 0	
0- 6	0- 1		0- 1		AWAY	0- 1		0- 3		0- 0	
1- 0	0- 0		0- 0		NEUTRAL	0- 0		1- 0		0- 0	
9- 10	0- 0		0- 0		CONFERENCE	0- 1		9- 9		8- 2	
5- 4	0- 0		0- 0		HOME	0- 1		5- 3		4- 1	
4- 5	0- 0		0- 0		AWAY	0- 0		4- 5		4- 1	
0- 1	0- 0		0- 0		NEUTRAL	0- 0		0- 1		0- 0	

RPI 1-25			
RPI	S	Opponent	Score
4	A	Louisville	40 80

RPI 26-50			
RPI	S	Opponent	Score
45	A	Baylor St.	56 69

RPI 51-100			
RPI	S	Opponent	Score
58	H	Belmont	57 67
100	A	Western Ill.	59 87

RPI 101+			
RPI	S	Opponent	Score
104	A	Cincinnati	52 65
109	N	Saint Francis (PA)	82 50
110	A	George Mason	38 57
158	A	UT Martin	65 72
158	H	UT Martin	68 69
158	N	UT Martin	60 63
162	H	Southern Ill.	74 79
163	A	SIUE	57 65
163	H	SIUE	72 62
166	A	Jacksonville St.	48 55
186	A	Kansas	50 51
191	A	Morehead St.	58 60
191	H	Morehead St.	56 59
250	A	Austin Peay	65 66
250	H	Austin Peay	50 61
269	H	Bradley	57 53
294	A	Murray St.	85 74
294	H	Murray St.	80 70
312	A	Tennessee Tech	70 66
315	A	Eastern Ky.	66 52
315	H	Eastern Ky.	69 55
330	H	Tennessee St.	71 66
345	A	Eastern Ill.	77 54
345	H	Eastern Ill.	51 48
349	H	Evansville	74 65

LAST 12 Division I GAMES:			
158	N	UT Martin	60 63
158	H	UT Martin	68 69
315	A	Eastern Ky.	66 52
163	H	SIUE	72 62
345	H	Eastern Ill.	51 48
158	A	UT Martin	65 72
191	A	Morehead St.	58 60
250	H	Austin Peay	50 61
294	H	Murray St.	80 70
166	A	Jacksonville St.	48 55
312	A	Tennessee Tech	70 66
345	A	Eastern Ill.	77 54

Non-Div I Games:	Evangel	72	60	Missouri Valley	69	34
------------------	---------	----	----	-----------------	----	----

Southeast Mo. St.

■ Loss, ■ Non-Conf, S Site, H Home A Away N Neutral

Southeastern Ed.				Through Games Of March 7, 2018							
Average RPI	Win:	Loss:	WON-LOST RECORD	WINNING PCT. RANK	LAST 10 GAMES	STRENGTH OF SCHEDULE	OPP. STRENGTH OF SCHEDULE	TEAM RPI	ADJ. RPI	CONF. RPI	ADJ CONF. RPI
DIV. I ONLY	251		8- 21	281	5- 5	271	271	297	297	26	26
DIV. I NON-CONF.	192		1- 10	327	0- 0	168	181	294	294	26	26

TOTALS	RPI 1-25			RPI 26-50		W-L RECORDS	RPI 51-100	RPI 101-999		RPI 201+	
8- 21	0- 0			0- 1		OVERALL	0- 2	8- 18		6- 12	
4- 8	0- 0			0- 0		HOME	0- 1	4- 7		3- 6	
4- 12	0- 0			0- 1		AWAY	0- 1	4- 10		3- 6	
0- 1	0- 0			0- 0		NEUTRAL	0- 0	0- 1		0- 0	
1- 10	0- 0			0- 1		NON-CONFERENCE	0- 1	1- 8		0- 4	
0- 3	0- 0			0- 0		HOME	0- 0	0- 3		0- 2	
1- 6	0- 0			0- 1		AWAY	0- 1	1- 4		0- 2	
0- 1	0- 0			0- 0		NEUTRAL	0- 0	0- 1		0- 0	
7- 11	0- 0			0- 0		CONFERENCE	0- 1	7- 10		6- 8	
4- 5	0- 0			0- 0		HOME	0- 1	4- 4		3- 4	
3- 6	0- 0			0- 0		AWAY	0- 0	3- 6		3- 4	
0- 0	0- 0			0- 0		NEUTRAL	0- 0	0- 0		0- 0	

RPI 1-25					
RPI	S	Opponent	Score		
28	A	LSU	56	84	
LAST 12 Division I GAMES:					
218	H	Nicholls St.	64	79	
233	H	New Orleans	71	74	
337	A	Northwestern St.	64	54	
244	H	Abilene Christian	78	76	
233	A	New Orleans	73	82	
278	A	McNeese	47	69	
RPI 26-50					
RPI	S	Opponent	Score		
69	A	TCU	62	112	
90	H	Lamar University	58	75	
RPI 51-100					
RPI	S	Opponent	Score		
101	A	Auburn	46	80	
104	A	Cincinnati	43	82	
118	A	SFA	67	79	
119	A	Central Ark.	47	63	
119	H	Central Ark.	78	70	
129	A	Bethune-Cookman	60	58	
148	N	Kent St.	60	81	
160	H	Louisiana	56	68	
216	A	Grambling	52	61	
218	A	Nicholls St.	66	57	
218	H	Nicholls St.	64	79	
225	A	Akron	54	66	
229	A	A&M-Corpus Christi	52	56	
233	A	New Orleans	73	82	
233	H	New Orleans	71	74	
244	A	Abilene Christian	80	86	
244	H	Abilene Christian	78	76	
278	A	McNeese	47	69	
278	H	McNeese	65	77	
292	H	Alcorn	77	84	
309	A	Houston Baptist	76	61	
310	H	Alabama A&M	74	76	
313	H	Incarnate Word	65	54	
335	H	Sam Houston St.	52	57	
337	A	Northwestern St.	64	54	
337	H	Northwestern St.	71	65	
Team's RPI: 297					

Non-Div I Games:

Southeastern La.

■ Loss, ■ Non-Conf, S Site, H Home A Away N Neutral

Average RPI Win:	169	WON-LOST	WINNING	LAST 10	STRENGTH OF	OPP. STRENGTH	TEAM	ADJ.	CONF.	ADJ CONF.
Average RPI Loss:	20	RECORD	PCT. RANK	GAMES	SCHEDULE	OF SCHEDULE	RPI	RPI	RPI	RPI
DIV. I ONLY	20- 11	89	5- 5	47	57	49	49	5	5	
DIV. I NON-CONF.	10- 1	15	0- 0	187	221	44	44	3	3	

TOTALS	RPI 1-25	RPI 26-50	W-L RECORDS	RPI 51-100	RPI 101-999	RPI 201+				
20- 11	0- 8	1- 3	OVERALL	2- 0	17- 0	7- 0				
7- 5	0- 4	1- 1	HOME	1- 0	5- 0	3- 0				
9- 5	0- 3	0- 2	AWAY	0- 0	9- 0	4- 0				
4- 1	0- 1	0- 0	NEUTRAL	1- 0	3- 0	0- 0				
10- 1	0- 1	0- 0	NON-CONFERENCE	1- 0	9- 0	6- 0				
2- 1	0- 1	0- 0	HOME	0- 0	2- 0	2- 0				
5- 0	0- 0	0- 0	AWAY	0- 0	5- 0	4- 0				
3- 0	0- 0	0- 0	NEUTRAL	1- 0	2- 0	0- 0				
10- 10	0- 7	1- 3	CONFERENCE	1- 0	8- 0	1- 0				
5- 4	0- 3	1- 1	HOME	1- 0	3- 0	1- 0				
4- 5	0- 3	0- 2	AWAY	0- 0	4- 0	0- 0				
1- 1	0- 1	0- 0	NEUTRAL	0- 0	1- 0	0- 0				

RPI	S	Opponent	Score	RPI	S	Opponent	Score	Team's RPI: 49	RPI	S	Opponent	Score	RPI	S	Opponent	Score
7	A	Oregon	74 80	42	A	Oregon St.	63 69		55	H	Arizona St.	77 62	111	N	Middle Tenn.	72 57
7	H	Oregon	66 70	42	H	Oregon St.	65 61		62	N	Purdue	58 46	113	A	Washington St.	73 72
10	A	UCLA	46 59	44	A	Cal i forni a	64 76						113	N	Washington St.	47 44
10	H	UCLA	70 84	44	H	Cal i forni a	59 62						114	A	Utah	58 47
13	A	Stanford	65 72										114	H	Utah	53 52
13	H	Stanford	55 59										140	A	Loyol a Marymount	80 70
13	N	Stanford	59 69										141	A	Col orado	86 51
15	H	Texas A&M	74 75										141	H	Col orado	65 53

LAST 12 Division I GAMES:																
		13 N Stanford	59 69			275 H Arizona	78 52									
		113 N Washington St.	47 44			55 H Arizona St.	77 62									
		141 H Col orado	65 53			10 H UCLA	70 84									
		114 H Utah	53 52			10 A UCLA	46 59									
		42 A Oregon St.	63 69			198 A Washington	72 61									
		7 A Oregon	74 80			113 A Washington St.	73 72									

Non-Div I Games:

Southern Cal i forni a

Average RPI Win:	252	WON-LOST	WINNING	LAST 10	STRENGTH OF	OPP. STRENGTH	TEAM	ADJ.	CONF.	ADJ CONF.
Average RPI Loss:	137	RECORD	PCT. RANK	GAMES	SCHEDULE	OF SCHEDULE	RPI	RPI	RPI	RPI
DIV. I ONLY	16- 13	142	5- 5	202	260	162	162	24	24	
DIV. I NON-CONF.	4- 6	214	0- 0	56	233	127	127	21	21	

TOTALS	RPI 1-25	RPI 26-50	W-L RECORDS	RPI 51-100	RPI 101-999	RPI 201+				
16- 13	0- 0	0- 1	OVERALL	1- 6	15- 6	12- 3				
8- 4	0- 0	0- 0	HOME	1- 2	7- 2	5- 1				
7- 7	0- 0	0- 0	AWAY	0- 0	7- 1	6- 1				
1- 2	0- 0	0- 1	NEUTRAL	0- 1	1- 0	1- 0				
4- 6	0- 0	0- 1	NON-CONFERENCE	0- 3	4- 2	2- 0				
1- 2	0- 0	0- 0	HOME	0- 1	1- 1	0- 0				
3- 2	0- 0	0- 0	AWAY	0- 1	3- 1	2- 0				
0- 2	0- 0	0- 1	NEUTRAL	0- 1	0- 0	0- 0				
12- 7	0- 0	0- 0	CONFERENCE	1- 3	11- 4	10- 3				
7- 2	0- 0	0- 0	HOME	1- 1	6- 1	5- 1				
4- 5	0- 0	0- 0	AWAY	0- 2	4- 3	4- 2				
1- 0	0- 0	0- 0	NEUTRAL	0- 0	1- 0	1- 0				

RPI S Opponent	Score	RPI S Opponent	Score	RPI S Opponent	Score	RPI S Opponent	Score
50 N Miami (FL)	65 75	56 H Western Ky.	49 75	128 A UNI	63 71	128 H UNI	60 53
		70 A UAB	66 76	158 H UT Martin	84 72	163 H SIUE	53 57
		72 A Drake	73 84	191 A Morehead St.	81 85	192 A Memphis	68 56
		72 H Drake	64 75	230 A Southeast Mo. St.	79 74	245 A Illinois St.	46 49
		82 N Albany (NY)	57 68	245 H Illinois St.	36 39	264 A Indiana St.	64 45
		95 A Missouri St.	61 79	264 H Indiana St.	54 43	264 N Indiana St.	69 67
		95 H Missouri St.	71 69	269 A Bradley	63 62	269 H Bradley	62 53
				290 A Valparaiso	88 86	290 H Valparaiso	74 63
				307 A Loyola Chicago	53 62	307 H Loyola Chicago	62 46
				311 A Marshall	64 59	349 A Evansville	74 62
				349 H Evansville	66 41		
LAST 12 Division I GAMES:							
264 N Indiana St.	69 67	269 H Bradley	62 53				
349 H Evansville	66 41	245 H Illinois St.	36 39				
264 H Indiana St.	54 43	128 A UNI	63 71				
95 A Missouri St.	61 79	72 A Drake	73 84				
307 A Loyola Chicago	53 62	95 H Missouri St.	71 69				
290 A Valparaiso	88 86	290 H Valparaiso	74 63				

Non-Div I Games: Martin Methodist 60 50

Southern Ill.

Average RPI Win: 220		WON-LOST RECORD	WINNING PCT. RANK	LAST 10 GAMES	STRENGTH OF SCHEDULE	OPP. STRENGTH OF SCHEDULE	TEAM RPI	ADJ. RPI	CONF. RPI	ADJ CONF. RPI
Average RPI Loss: 160										
DIV. I ONLY		13- 15	201	3- 7	228	156	214	214	18	18
DIV. I NON-CONF.		6- 5	153	0- 0	327	112	238	238	20	20
TOTALS		RPI 1-25	RPI 26-50	W-L RECORDS		RPI 51-100	RPI 101-999	RPI 201+		
13- 15	0- 1		0- 0	OVERALL		2- 2	11- 12	7- 4		
10- 4	0- 0		0- 0	HOME		1- 0	9- 4	6- 2		
3- 10	0- 1		0- 0	AWAY		1- 2	2- 7	1- 2		
0- 1	0- 0		0- 0	NEUTRAL		0- 0	0- 1	0- 0		
6- 5	0- 1		0- 0	NON-CONFERENCE		0- 1	6- 3	5- 0		
5- 1	0- 0		0- 0	HOME		0- 0	5- 1	4- 0		
1- 4	0- 1		0- 0	AWAY		0- 1	1- 2	1- 0		
0- 0	0- 0		0- 0	NEUTRAL		0- 0	0- 0	0- 0		
7- 10	0- 0		0- 0	CONFERENCE		2- 1	5- 9	2- 4		
5- 3	0- 0		0- 0	HOME		1- 0	4- 3	2- 2		
2- 6	0- 0		0- 0	AWAY		1- 1	1- 5	0- 2		
0- 1	0- 0		0- 0	NEUTRAL		0- 0	0- 1	0- 0		

RPI 1-25				RPI 26-50				RPI 51-100				RPI 101+				Team's RPI: 214	
RPI	S	Opponent	Score	RPI	S	Opponent	Score	RPI	S	Opponent	Score	RPI	S	Opponent	Score		
5	A	Mississippi St.	56 91					56	A	Western Ky.	60 81	102	A	Rice	56 62		
								56	H	Western Ky.	69 63	111	A	Middle Tenn.	61 53		
								67	A	Georgia Tech	44 63	124	H	Tulane	66 58		
								70	A	UAB	80 63	136	A	Louisiana Tech	57 89		
												136	H	Louisiana Tech	65 50		
												155	A	Samford	56 61		
												167	A	Ole Miss	59 68		
												170	A	Charlotte	56 66		
												170	H	Charlotte	79 85		
												172	H	UTEP	60 53		
												172	N	UTEP	67 72		
												176	H	South Ala.	57 78		
												204	A	North Texas	62 71		
												242	A	Fla. Atlantic	74 89		
												259	H	UTSA	83 60		
												279	H	Old Dominion	55 74		
												292	H	Alcorn	72 67		
												300	H	FIU	70 74		
												311	H	Marshall	70 61		
												314	H	Alabama St.	72 35		
												335	H	Sam Houston St.	58 38		
												337	A	Northwestern St.	71 59		
												340	H	Mississippi Val.	84 69		
LAST 12 Division I GAMES:																	
				172	N	UTEP	67 72	204	A	North Texas	62 71						
				300	H	FIU	70 74	279	H	Old Dominion	55 74						
				56	H	Western Ky.	69 63	311	H	Marshall	70 61						
				172	H	UTEP	60 53	102	A	Rice	56 62						
				242	A	Fla. Atlantic	74 89	259	H	UTSA	83 60						
				136	A	Louisiana Tech	57 89	170	H	Charlotte	79 85						

Non-Div I Games:	William Carey	82	44	Blue Mountain (MS)	96	46
------------------	---------------	----	----	--------------------	----	----

Southern Miss.

Loss, Non-Conf, S Site, H Home A Away N Neutral

Average RPI		Win: 295	WON-LOST RECORD	WINNING PCT. RANK	LAST 10 GAMES	STRENGTH OF SCHEDULE	OPP. STRENGTH OF SCHEDULE	TEAM RPI	ADJ. RPI	CONF. RPI	ADJ CONF. RPI
Loss: 152											
DIV. I ONLY			16- 12	128	8- 2	292	318	179	179	32	32
DIV. I NON-CONF.			0- 8	337	0- 0	58	18	274	274	32	32
TOTALS		RPI 1-25		RPI 26-50		W-L RECORDS		RPI 51-100	RPI 101-999	RPI 201+	
16- 12	0- 1			0- 0		OVERALL		0- 3	16- 8	16- 5	
9- 1	0- 0			0- 0		HOME		0- 0	9- 1	9- 1	
6- 10	0- 1			0- 0		AWAY		0- 2	6- 7	6- 4	
1- 1	0- 0			0- 0		NEUTRAL		0- 1	1- 0	1- 0	
0- 8	0- 1			0- 0		NON-CONFERENCE		0- 3	0- 4	0- 1	
0- 0	0- 0			0- 0		HOME		0- 0	0- 0	0- 0	
0- 7	0- 1			0- 0		AWAY		0- 2	0- 4	0- 1	
0- 1	0- 0			0- 0		NEUTRAL		0- 1	0- 0	0- 0	
16- 4	0- 0			0- 0		CONFERENCE		0- 0	16- 4	16- 4	
9- 1	0- 0			0- 0		HOME		0- 0	9- 1	9- 1	
6- 3	0- 0			0- 0		AWAY		0- 0	6- 3	6- 3	
1- 0	0- 0			0- 0		NEUTRAL		0- 0	1- 0	1- 0	

RPI 1-25				RPI 26-50				RPI 51-100				RPI 101+ Team's RPI: 179			
RPI	S	Opponent	Score	RPI	S	Opponent	Score	RPI	S	Opponent	Score	RPI	S	Opponent	Score
14	A	South Fla.	48 108					54	A	Indiana	49 64	101	A	Auburn	47 65
								57	A	Oklahoma St.	66 94	129	A	Bethune-Cookman	56 68
								83	N	Toledo	76 81	176	A	South Ala.	65 69
												205	A	Wisconsin	74 77
												216	A	Grambling	71 79
												216	H	Grambling	63 44
												228	A	Texas Southern	67 57
												228	H	Texas Southern	60 66
												243	A	Prairie View	62 69
												243	H	Prairie View	96 58
												243	N	Prairie View	84 76
												292	A	Alcorn	75 55
												292	H	Alcorn	64 56
												296	A	Jackson St.	68 58
												296	H	Jackson St.	86 76
												310	A	Alabama A&M	58 46
												310	H	Alabama A&M	77 62
												314	A	Alabama St.	56 58
												314	H	Alabama St.	66 58
												331	A	Ark.-Pine Bluff	71 52
												331	H	Ark.-Pine Bluff	59 47
												331	H	Ark.-Pine Bluff	70 60
												340	A	Mississippi Val.	70 54
												340	H	Mississippi Val.	66 58
LAST 12 Division I GAMES:															
				243	N	Prairie View	84 76	314	A	Alabama St.	56 58				
				331	H	Ark.-Pine Bluff	70 60	340	H	Mississippi Val.	66 58				
				243	H	Prairie View	96 58	331	H	Ark.-Pine Bluff	59 47				
				228	H	Texas Southern	60 66	296	A	Jackson St.	68 58				
				292	A	Alcorn	75 55	216	A	Grambling	71 79				
				310	A	Alabama A&M	58 46	292	H	Alcorn	64 56				

Non-Div I Games:	Mobile	86	54
------------------	--------	----	----

Southern U.

Loss, Non-Conf, S Site, H Home A Away N Neutral

Average RPI Win:	235	WON-LOST	WINNING	LAST 10	STRENGTH OF	OPP. STRENGTH	TEAM	ADJ.	CONF.	ADJ CONF.
Average RPI Loss:	134	RECORD	PCT. RANK	GAMES	SCHEDULE	OF SCHEDULE	RPI	RPI	RPI	RPI
DIV. I ONLY	8- 22	288	1- 9	116	182	257	257	13	13	
DIV. I NON-CONF.	5- 8	220	0- 0	111	211	197	197	10	10	

TOTALS	RPI 1-25	RPI 26-50	W-L RECORDS	RPI 51-100	RPI 101-999	RPI 201+				
8- 22	0- 1	0- 1	OVERALL	2- 7	6- 13	5- 5				
5- 9	0- 1	0- 0	HOME	1- 3	4- 5	3- 0				
2- 13	0- 0	0- 1	AWAY	1- 4	1- 8	1- 5				
1- 0	0- 0	0- 0	NEUTRAL	0- 0	1- 0	1- 0				
5- 8	0- 1	0- 0	NON-CONFERENCE	2- 3	3- 4	2- 3				
3- 3	0- 1	0- 0	HOME	1- 1	2- 1	1- 0				
1- 5	0- 0	0- 0	AWAY	1- 2	0- 3	0- 3				
1- 0	0- 0	0- 0	NEUTRAL	0- 0	1- 0	1- 0				
3- 14	0- 0	0- 1	CONFERENCE	0- 4	3- 9	3- 2				
2- 6	0- 0	0- 0	HOME	0- 2	2- 4	2- 0				
1- 8	0- 0	0- 1	AWAY	0- 2	1- 5	1- 2				
0- 0	0- 0	0- 0	NEUTRAL	0- 0	0- 0	0- 0				

RPI 1-25				RPI 26-50				RPI 51-100				RPI 101+ Team's RPI: 257			
RPI	S	Opponent	Score	RPI	S	Opponent	Score	RPI	S	Opponent	Score	RPI	S	Opponent	Score
19	H	Buffalo	59 76	34	A	Dayton	59 80	73	A	Navy	48 86	103	H	Delaware	52 53
								74	A	Duquesne	59 73	110	A	George Mason	79 89
								74	H	Duquesne	73 76	110	A	George Mason	63 78
								78	H	George Washington	56 63	110	H	George Mason	63 76
								82	A	Albany (NY)	52 69	121	A	Saint Louis	55 78
								83	H	Toledo	39 58	137	H	Saint Joseph's	64 70
								84	A	Fordham	48 72	184	H	Davidson	68 75
								91	A	Bucknell	59 48	199	H	Richmond	57 79
								93	H	Penn St.	65 62	200	H	Eastern Mich.	70 51
												202	A	Siena	62 70
												231	H	Niagara	76 58
												246	A	La Salle	63 66
												256	A	Hofstra	68 71
												276	H	Massachusetts	69 59
												281	A	VCU	75 77
												286	A	Canisius	69 71
												323	N	UMBC	63 54
												334	A	Rhode Island	77 72
												334	H	Rhode Island	81 70

LAST 12 Division I GAMES:															
110	A	George Mason	79 89	78	H	George Washington	56 63								
74	H	Duquesne	73 76	110	H	George Mason	63 76								
334	A	Rhode Island	77 72	74	A	Duquesne	59 73								
110	A	George Mason	63 78	84	A	Fordham	48 72								
199	H	Richmond	57 79	184	H	Davidson	68 75								
281	A	VCU	75 77	334	H	Rhode Island	81 70								

Non-Div I Games:

St. Bonaventure

RPI

Average RPI	Win:	126	WON-LOST	WINNING	LAST 10	STRENGTH OF	OPP. STRENGTH	TEAM	ADJ.	CONF.	ADJ CONF.
Average RPI	Loss:	65	RECORD	PCT. RANK	GAMES	SCHEDULE	OF SCHEDULE	RPI	RPI	RPI	RPI
DIV. I ONLY		16- 14		155	4- 6	20	63	75	75	6	6
DIV. I NON-CONF.		7- 4		102	0- 0	7	54	38	38	6	6

TOTALS	RPI 1-25		RPI 26-50		W-L RECORDS	RPI 51-100		RPI 101-999		RPI 201+	
16- 14	0- 7		3- 3		OVERALL	5- 1		8- 3		3- 2	
10- 5	0- 3		2- 0		HOME	2- 1		6- 1		2- 1	
5- 6	0- 2		1- 2		AWAY	2- 0		2- 2		1- 1	
1- 3	0- 2		0- 1		NEUTRAL	1- 0		0- 0		0- 0	
7- 4	0- 3		1- 0		NON-CONFERENCE	3- 1		3- 0		1- 0	
4- 2	0- 1		0- 0		HOME	1- 1		3- 0		1- 0	
2- 0	0- 0		1- 0		AWAY	1- 0		0- 0		0- 0	
1- 2	0- 2		0- 0		NEUTRAL	1- 0		0- 0		0- 0	
9- 10	0- 4		2- 3		CONFERENCE	2- 0		5- 3		2- 2	
6- 3	0- 2		2- 0		HOME	1- 0		3- 1		1- 1	
3- 6	0- 2		0- 2		AWAY	1- 0		2- 2		1- 1	
0- 1	0- 0		0- 1		NEUTRAL	0- 0		0- 0		0- 0	

RPI 1-25				RPI 26-50				RPI 51-100				Team's RPI : 75				RPI 101+			
RPI	S	Opponent	Score	RPI	S	Opponent	Score	RPI	S	Opponent	Score	RPI	S	Opponent	Score	RPI	S	Opponent	Score
11	N	South Carolina	58 76	30	A	Villanova	52 69	68	H	James Madison	81 64	122	A	Seton Hall	57 62				
14	N	South Fla.	59 68	30	H	Villanova	70 64	82	A	Albany (NY)	71 66	122	H	Seton Hall	75 56				
19	H	Buffalo	72 73	48	A	Creighton	39 53	84	H	Fordham	64 67	130	A	Butler	73 55				
20	A	DePaul	67 76	48	H	Creighton	72 65	97	N	Western Mich.	76 48	130	H	Butler	76 38				
20	H	DePaul	54 67	48	N	Creighton	58 66	99	A	Georgetown	71 63	156	H	William & Mary	92 81				
25	A	Marquette	72 74	50	A	Miami (FL)	74 64	99	H	Georgetown	64 41	186	H	Kansas	65 53				
25	H	Marquette	57 76									219	A	Providence	68 70				
												219	H	Providence	44 49				
												224	A	Xavier	67 63				
												224	H	Xavier	70 36				
												274	H	St. Francis Brooklyn	73 49				
LAST 12 Division I GAMES:																			
48	N	Creighton	58 66	224	H	Xavier	70 36												
25	H	Marquette	57 76	130	H	Butler	76 38												
20	H	DePaul	54 67	219	A	Providence	68 70												
122	H	Seton Hall	75 56	48	A	Creighton	39 53												
99	A	Georgetown	71 63	122	A	Seton Hall	57 62												
30	A	Villanova	52 69	30	H	Villanova	70 64												

Non-Div I Games:

St. John's (NY)

Average RPI Win:	243	WON-LOST	WINNING	LAST 10	STRENGTH OF	OPP. STRENGTH	TEAM	ADJ.	CONF.	ADJ CONF.
Average RPI Loss:	142	RECORD	PCT. RANK	GAMES	SCHEDULE	OF SCHEDULE	RPI	RPI	RPI	RPI
DIV. I ONLY	15- 14	167	5- 5	225	213	201	201	23	23	
DIV. I NON-CONF.	7- 7	170	0- 0	126	124	154	154	22	22	

TOTALS	RPI 1-25	RPI 26-50	W-L RECORDS	RPI 51-100	RPI 101-999	RPI 201+				
15- 14	0- 2	0- 0	OVERALL	0- 6	15- 6	10- 5				
9- 4	0- 0	0- 0	HOME	0- 2	9- 2	6- 1				
4- 6	0- 2	0- 0	AWAY	0- 2	4- 2	3- 2				
2- 4	0- 0	0- 0	NEUTRAL	0- 2	2- 2	1- 2				
7- 7	0- 2	0- 0	NON-CONFERENCE	0- 2	7- 3	2- 2				
4- 1	0- 0	0- 0	HOME	0- 0	4- 1	1- 0				
1- 2	0- 2	0- 0	AWAY	0- 0	1- 0	0- 0				
2- 4	0- 0	0- 0	NEUTRAL	0- 2	2- 2	1- 2				
8- 7	0- 0	0- 0	CONFERENCE	0- 4	8- 3	8- 3				
5- 3	0- 0	0- 0	HOME	0- 2	5- 1	5- 1				
3- 4	0- 0	0- 0	AWAY	0- 2	3- 2	3- 2				
0- 0	0- 0	0- 0	NEUTRAL	0- 0	0- 0	0- 0				

RPI 1-25				RPI 26-50				RPI 51-100				RPI 101+				Team's RPI: 201
RPI	S	Opponent	Score	RPI	S	Opponent	Score	RPI	S	Opponent	Score	RPI	S	Opponent	Score	
8	A	Florida St.	39 84					53	A	FGCU	40 80	106	H	Chattanooga	78 67	
12	A	Texas	59 95					53	H	FGCU	60 74	135	H	Texas St.	61 54	
								56	N	Western Ky.	58 66	163	A	SIUE	65 61	
								85	N	Wright St.	59 64	178	N	Florida	85 71	
								98	A	Jacksonville	63 73	187	H	High Point	64 69	
								98	H	Jacksonville	54 61	199	H	Richmond	72 67	
												219	N	Providence	45 56	
												237	A	North Florida	68 51	
												237	H	North Florida	55 63	
												237	H	North Florida	68 55	
												254	H	Northern Ky.	67 56	
												258	A	Lipscomb	59 55	
												258	H	Lipscomb	91 71	
												283	N	UMKC	50 67	
												299	A	Kennesaw St.	49 66	
												299	H	Kennesaw St.	96 53	
												303	A	USC Upstate	64 69	
												303	H	USC Upstate	62 61	
												333	N	Delaware St.	58 43	
												339	A	NJIT	72 53	
												339	H	NJIT	73 55	

LAST 12 Division I GAMES:																
237	H	North Florida	55 63	98	H	Jacksonville	54 61									
53	H	FGCU	60 74	237	A	North Florida	68 51									
258	H	Lipscomb	91 71	98	A	Jacksonville	63 73									
299	H	Kennesaw St.	96 53	237	H	North Florida	68 55									
303	A	USC Upstate	64 69	299	A	Kennesaw St.	49 66									
339	A	NJIT	72 53	258	A	Lipscomb	59 55									

Non-Div I Games: Thomas (GA) 92 41 Webber Int'l 67 30

Stetson

Average RPI Win:	268	WON-LOST	WINNING	LAST 10	STRENGTH OF	OPP. STRENGTH	TEAM	ADJ.	CONF.	ADJ CONF.
Average RPI Loss:	129	RECORD	PCT. RANK	GAMES	SCHEDULE	OF SCHEDULE	RPI	RPI	RPI	RPI
DIV. I ONLY	17- 12	117	7- 3	304	245	188	188	20	20	
DIV. I NON-CONF.	7- 5	132	0- 0	335	250	227	227	24	24	

TOTALS	RPI 1-25	RPI 26-50	W-L RECORDS	RPI 51-100	RPI 101-999	RPI 201+				
17- 12	0- 0	0- 1	OVERALL	1- 4	16- 7	13- 1				
8- 5	0- 0	0- 0	HOME	1- 1	7- 4	7- 0				
9- 6	0- 0	0- 1	AWAY	0- 3	9- 2	6- 1				
0- 1	0- 0	0- 0	NEUTRAL	0- 0	0- 1	0- 0				
7- 5	0- 0	0- 1	NON-CONFERENCE	0- 1	7- 3	7- 1				
4- 1	0- 0	0- 0	HOME	0- 0	4- 1	4- 0				
3- 4	0- 0	0- 1	AWAY	0- 1	3- 2	3- 1				
0- 0	0- 0	0- 0	NEUTRAL	0- 0	0- 0	0- 0				
10- 7	0- 0	0- 0	CONFERENCE	1- 3	9- 4	6- 0				
4- 4	0- 0	0- 0	HOME	1- 1	3- 3	3- 0				
6- 2	0- 0	0- 0	AWAY	0- 2	6- 0	3- 0				
0- 1	0- 0	0- 0	NEUTRAL	0- 0	0- 1	0- 0				

RPI	S	Opponent	Score	RPI	S	Opponent	Score	RPI	S	Opponent	Score	RPI	S	Opponent	Score	Team's RPI: 188
37	A	Syracuse	70	81	51	A	Harvard	53	60	125	H	Yale	71	77		
					71	A	Maine	56	64	133	A	Hartford	66	58		
					71	H	Maine	76	68	133	H	Hartford	68	75		
					82	A	Albany (NY)	58	64	161	A	Binghamton	67	59		
					82	H	Albany (NY)	68	72	161	H	Binghamton	64	69		
										175	A	Northwestern	36	68		
										180	A	New Hampshire	62	56		
										180	H	New Hampshire	50	51		
										180	N	New Hampshire	54	71		
										256	A	Hofstra	73	49		
										265	H	Manhattan	74	59		
										266	A	Cornell	40	48		
										282	A	Fairleigh Dickinson	56	51		
										287	H	Central Conn. St.	60	55		
										295	A	Vermont	55	49		
										295	H	Vermont	80	57		
										323	A	UMBC	69	44		
										323	H	UMBC	53	49		
										327	A	Ga. Southern	68	49		
										328	H	Wagner	69	50		
										342	H	Lona	63	46		
										348	A	UMass Lowell	63	60		
										348	H	UMass Lowell	59	50		
LAST 12 Division I GAMES:																
180	N	New Hampshire	54	71	161	H	Binghamton	64	69							
295	A	Vermont	55	49	133	A	Hartford	66	58							
180	A	New Hampshire	62	56	323	A	UMBC	69	44							
323	H	UMBC	53	49	82	A	Albany (NY)	58	64							
71	H	Maine	76	68	348	H	UMass Lowell	59	50							
348	A	UMass Lowell	63	60	180	H	New Hampshire	50	51							

Non-Div I Games: Farmingdale St. 76 25

Stony Brook

Average RPI Win:	154	WON-LOST	WINNING	LAST 10	STRENGTH OF	OPP. STRENGTH	TEAM	ADJ.	CONF.	ADJ CONF.
Average RPI Loss:	30	RECORD	PCT. RANK	GAMES	SCHEDULE	OF SCHEDULE	RPI	RPI	RPI	RPI
DIV. I ONLY	22- 8	51	7- 3	69	27	37	37	1	1	
DIV. I NON-CONF.	12- 1	6	0- 0	125	107	26	26	1	1	

TOTALS	RPI 1-25	RPI 26-50	W-L RECORDS	RPI 51-100	RPI 101-999	RPI 201+				
22- 8	2- 4	1- 2	OVERALL	3- 2	16- 0	7- 0				
13- 2	2- 1	1- 0	HOME	1- 1	9- 0	4- 0				
6- 4	0- 2	0- 2	AWAY	2- 0	4- 0	1- 0				
3- 2	0- 1	0- 0	NEUTRAL	0- 1	3- 0	2- 0				
12- 1	0- 1	1- 0	NON-CONFERENCE	2- 0	9- 0	5- 0				
7- 0	0- 0	1- 0	HOME	0- 0	6- 0	3- 0				
2- 0	0- 0	0- 0	AWAY	2- 0	0- 0	0- 0				
3- 1	0- 1	0- 0	NEUTRAL	0- 0	3- 0	2- 0				
10- 7	2- 3	0- 2	CONFERENCE	1- 2	7- 0	2- 0				
6- 2	2- 1	0- 0	HOME	1- 1	3- 0	1- 0				
4- 4	0- 2	0- 2	AWAY	0- 0	4- 0	1- 0				
0- 1	0- 0	0- 0	NEUTRAL	0- 1	0- 0	0- 0				

RPI 1-25				RPI 26-50				RPI 51-100				RPI 101+			
RPI	S	Opponent	Score	RPI	S	Opponent	Score	RPI	S	Opponent	Score	RPI	S	Opponent	Score
2	A	Notre Dame	72 87	31	A	Vi rgi ni a	63 68	65	H	Vi rgi ni a Tech	64 73	108	A	Wake Forest	71 61
4	H	Louisville	77 84	43	H	Drexel	72 62	65	N	Vi rgi ni a Tech	70 85	117	A	North Carolina	86 80
5	N	Mississippi St.	65 76	50	A	Mi ami (FL)	67 72	67	H	Georgi a Tech	88 77	133	H	Hartford	75 63
8	H	Florida St.	76 69					78	A	George Washi ngton	74 62	152	N	Vanderbil t	84 78
16	A	NC State	56 60					92	A	UNLV	69 55	168	H	Clemson	86 51
18	H	Duke	68 65									175	H	Northwestern	81 74
LAST 12 Division I GAMES:															
		65	N	Vi rgi ni a Tech	70 85	4	H	Loui sville	77 84						
		209	H	Boston College	69 63	65	H	Vi rgi ni a Tech	64 73						
		117	A	North Carolina	86 80	209	A	Boston College	75 57						
		183	A	Pi ttsburgh	62 53	168	H	Cl emson	86 51						
		18	H	Duke	68 65	183	H	Pi ttsburgh	70 52						
		108	A	Wake Forest	71 61	50	A	Mi ami (FL)	67 72						

Non-Div I Games:

Syracuse

Through Games of March 7, 2018											
Average RPI Win: 154		WON-LOST	WINNING	LAST 10	STRENGTH OF	OPP. STRENGTH	TEAM	ADJ.	CONF.	ADJ CONF.	
Average RPI Loss: 55		RECORD	PCT. RANK	GAMES	SCHEDULE	OF SCHEDULE	RPI	RPI	RPI	RPI	
DIV. I ONLY		19- 12	104	3- 7	53	39	69	69	4	4	
DIV. I NON-CONF.		9- 2	33	0- 0	203	190	73	73	5	5	

TOTALS		RPI 1-25		RPI 26-50	W-L RECORDS		RPI 51-100	RPI 101-999		RPI 201+	
19- 12	1- 5			2- 1	OVERALL		4- 3	12- 3		6- 0	
11- 5	1- 1			1- 0	HOME		2- 2	7- 2		3- 0	
5- 6	0- 3			0- 1	AWAY		2- 1	3- 1		2- 0	
3- 1	0- 1			1- 0	NEUTRAL		0- 0	2- 0		1- 0	
9- 2	0- 1			0- 0	NON-CONFERENCE		1- 0	8- 1		4- 0	
6- 1	0- 0			0- 0	HOME		1- 0	5- 1		2- 0	
1- 1	0- 1			0- 0	AWAY		0- 0	1- 0		1- 0	
2- 0	0- 0			0- 0	NEUTRAL		0- 0	2- 0		1- 0	
10- 10	1- 4			2- 1	CONFERENCE		3- 3	4- 2		2- 0	
5- 4	1- 1			1- 0	HOME		1- 2	2- 1		1- 0	
4- 5	0- 2			0- 1	AWAY		2- 1	2- 1		1- 0	
1- 1	0- 1			1- 0	NEUTRAL		0- 0	0- 0		0- 0	

RPI	S	Opponent	Score	RPI	S	Opponent	Score	RPI	S	Opponent	Score	RPI	S	Opponent	Score
3	A	Bayl or	63 83	35	A	Okl ahoma	71 84	57	A	Okl ahoma St.	72 85	105	A	Iowa St.	75 52
3	H	Bayl or	53 85	35	H	Okl ahoma	62 58	57	H	Okl ahoma St.	54 71	105	H	Iowa St.	63 66
3	N	Bayl or	48 94	35	N	Okl ahoma	90 83	63	A	West Vi rgi nia	76 74	125	H	Yale	72 82
12	A	Texas	65 92					63	H	West Vi rgi nia	82 87	135	H	Texas St.	82 58
12	H	Texas	79 77					88	A	Kansas St.	68 63	138	N	Idaho	86 76
15	A	Texas A&M	58 71					88	H	Kansas St.	87 70	154	H	Hampton	90 68
								94	H	Al abama	88 67	173	H	Oral Roberts	72 58
												186	A	Kansas	77 86
												186	H	Kansas	76 66
												213	A	SMU	64 58
												252	A	Texas Tech	72 60
												252	H	Texas Tech	93 72
												275	N	Ari zona	68 59
												297	H	Southeastern La.	112 62
												337	H	Northwestern St.	89 51

Team's RPI: 69															
LAST 12 Division I GAMES:															
3	N	Bayl or	48 94	105	H	Iowa St.	63 66	3	A	Bayl or	63 83	57	H	Okl ahoma St.	54 71
35	N	Okl ahoma	90 83	3	A	Bayl or	63 83	12	A	Texas	65 92	105	A	Iowa St.	75 52
57	A	Okl ahoma St.	72 85	57	H	Okl ahoma St.	54 71	105	A	Iowa St.	75 52	35	H	Okl ahoma	62 58
3	H	Bayl or	53 85	12	A	Texas	65 92	35	H	Okl ahoma	62 58				
252	A	Texas Tech	72 60												
88	H	Kansas St.	87 70												

Non-Div I Games:

TCU

Average RPI Win: 209

Average RPI Loss: 76

WON-LOST
RECORDWINNING
PCT. RANKLAST 10
GAMESSTRENGTH OF
SCHEDULEOPP. STRENGTH
OF SCHEDULETEAM
RPIADJ.
RPICONF.
RPIADJ CONF.
RPIDIV. I ONLY
DIV. I NON-CONF.12- 19
8- 5233
1113- 7
0- 079
17673
95182
172182
1727
77
7

TOTALS

RPI 1-25

RPI 26-50

W-L RECORDS

RPI 51-100

RPI 101-999

RPI 201+

12- 19

0- 5

0- 5

OVERALL

1- 2

11- 7

5- 1

8- 11

0- 3

0- 3

HOME

1- 2

7- 3

3- 0

3- 7

0- 1

0- 0

AWAY

0- 0

3- 1

2- 0

1- 1

0- 0

0- 1

NEUTRAL

0- 0

1- 0

0- 0

8- 5

0- 1

0- 2

NON-CONFERENCE

1- 1

7- 1

4- 0

6- 5

0- 1

0- 2

HOME

1- 1

5- 1

2- 0

2- 0

0- 0

0- 0

AWAY

0- 0

2- 0

2- 0

0- 0

0- 0

0- 0

NEUTRAL

0- 0

0- 0

0- 0

4- 14

0- 4

0- 3

CONFERENCE

0- 1

4- 6

1- 1

2- 6

0- 2

0- 1

HOME

0- 1

2- 2

1- 0

1- 7

0- 2

0- 1

AWAY

0- 0

1- 4

0- 1

1- 1

0- 0

0- 1

NEUTRAL

0- 0

1- 0

0- 0

RPI 1-25

RPI 26-50

RPI 51-100

RPI 101+

Team's RPI: 182

RPI	S	Opponent	Score
1	A	UConn	45 106
1	H	UConn	57 113
11	H	South Carolina	60 87
14	A	South Fla.	60 76
14	H	South Fla.	73 89

RPI	S	Opponent	Score
30	H	Villanova	65 69
40	H	Rutgers	67 84
46	A	UCF	46 76
46	H	UCF	57 64
46	N	UCF	70 77

RPI	S	Opponent	Score
51	H	Harvard	86 64
61	H	Penn	59 74
80	H	Houston	75 99

RPI	S	Opponent	Score
104	A	Cincinnati	72 80
104	H	Cincinnati	52 70
124	A	Tulane	65 69
137	H	Saint Joseph's	69 66
150	A	Wichita St.	81 88
150	N	Wichita St.	72 59
154	H	Hampton	65 56
159	H	Marist	83 77
167	H	Ole Miss	48 64
192	H	Memphis	78 83
195	A	East Carolina	65 64
197	H	Tulsa	76 75
213	A	SMU	56 60
213	H	SMU	55 52
246	A	La Salle	69 52
328	H	Wagner	70 36
333	H	Delaware St.	96 72
342	A	Iona	59 54

LAST 12 Division I GAMES:

46	N	UCF	70 77	150	A	Wichita St.	81 88
150	N	Wichita St.	72 59	46	H	UCF	57 64
192	H	Memphis	78 83	124	A	Tulane	65 69
195	A	East Carolina	65 64	197	H	Tulsa	76 75
104	H	Cincinnati	52 70	213	A	SMU	56 60
1	A	UConn	45 106	14	A	South Fla.	60 76

Non-Div I Games:

Temple

Loss,
Non-Conf,
S Site,
H Home
A Away
N Neutral

Average RPI Win:	106	WON-LOST	WINNING	LAST 10	STRENGTH OF	OPP. STRENGTH	TEAM	ADJ.	CONF.	ADJ CONF.
Average RPI Loss:	26	RECORD	PCT. RANK	GAMES	SCHEDULE	OF SCHEDULE	RPI	RPI	RPI	RPI
DIV. I ONLY	24- 7	37	7- 3	8	7	9	9	2	2	
DIV. I NON-CONF.	12- 1	6	0- 0	10	34	3	3	2	2	

TOTALS	RPI 1-25	RPI 26-50	W-L RECORDS	RPI 51-100	RPI 101-999	RPI 201+				
24- 7	6- 5	1- 1	OVERALL	4- 1	13- 0	2- 0				
13- 2	3- 1	1- 0	HOME	1- 1	8- 0	1- 0				
7- 4	2- 3	0- 1	AWAY	1- 0	4- 0	1- 0				
4- 1	1- 1	0- 0	NEUTRAL	2- 0	1- 0	0- 0				
12- 1	3- 1	0- 0	NON-CONFERENCE	3- 0	6- 0	2- 0				
7- 0	1- 0	0- 0	HOME	1- 0	5- 0	1- 0				
2- 1	1- 1	0- 0	AWAY	0- 0	1- 0	1- 0				
3- 0	1- 0	0- 0	NEUTRAL	2- 0	0- 0	0- 0				
12- 6	3- 4	1- 1	CONFERENCE	1- 1	7- 0	0- 0				
6- 2	2- 1	1- 0	HOME	0- 1	3- 0	0- 0				
5- 3	1- 2	0- 1	AWAY	1- 0	3- 0	0- 0				
1- 1	0- 1	0- 0	NEUTRAL	0- 0	1- 0	0- 0				

RPI	S	Opponent	Score	RPI	S	Opponent	Score	RPI	S	Opponent	Score	RPI	S	Opponent	Score
2	A	Notre Dame	70 84	26	H	Georgia	62 46	57	N	Oklahoma St.	79 69	101	H	Auburn	70 59
5	H	Mississippi St.	52 71	28	A	LSU	59 70	59	N	South Dakota	69 49	101	N	Auburn	64 61
11	A	South Carolina	86 70					68	H	James Madison	89 60	107	H	ETSU	87 49
11	H	South Carolina	65 46					86	A	Kentucky	63 49	119	H	Central Ark.	77 34
11	N	South Carolina	62 73					94	H	Alabama	63 72	144	A	Arkansas	90 85
12	H	Texas	82 75									150	H	Wichita St.	68 56
13	A	Stanford	83 71									152	A	Vanderbilt	74 64
15	A	Texas A&M	76 79									152	H	Vanderbilt	86 73
15	H	Texas A&M	82 67									167	H	Ole Miss	75 66
24	A	Missouri	73 77									169	H	Troy	131 69
25	N	Marquette	101 99									178	A	Florida	70 42
LAST 12 Division I GAMES:															
11	N	South Carolina	62 73	26	H	Georgia	62 46	144	A	Arkansas	90 85	152	A	Vanderbilt	74 64
101	N	Auburn	64 61					15	H	Texas A&M	82 67	28	A	LSU	59 70
11	H	South Carolina	65 46					167	H	Ole Miss	75 66				
178	A	Florida	70 42												
24	A	Missouri	73 77												
94	H	Alabama	63 72												

Non-Div I Games:

Tennessee

Average RPI Win: 309		WON-LOST RECORD	WINNING PCT. RANK	LAST 10 GAMES	STRENGTH OF SCHEDULE	OPP. STRENGTH OF SCHEDULE	TEAM RPI	ADJ. RPI	CONF. RPI	ADJ. CONF. RPI
Average RPI Loss: 190										
DIV. I ONLY		5- 21	325	3- 7	248	302	330	330	25	25
DIV. I NON-CONF.		1- 7	310	0- 0	157	295	315	315	27	27
TOTALS		RPI 1-25	RPI 26-50	W-L RECORDS	RPI 51-100	RPI 101-999	RPI 201+			
5- 21	0- 1		0- 1	OVERALL	0- 2	5- 17	5- 8			
4- 10	0- 0		0- 1	HOME	0- 1	4- 8	4- 4			
1- 11	0- 1		0- 0	AWAY	0- 1	1- 9	1- 4			
0- 0	0- 0		0- 0	NEUTRAL	0- 0	0- 0	0- 0			
1- 7	0- 1		0- 1	NON-CONFERENCE	0- 0	1- 5	1- 3			
1- 4	0- 0		0- 1	HOME	0- 0	1- 3	1- 2			
0- 3	0- 1		0- 0	AWAY	0- 0	0- 2	0- 1			
0- 0	0- 0		0- 0	NEUTRAL	0- 0	0- 0	0- 0			
4- 14	0- 0		0- 0	CONFERENCE	0- 2	4- 12	4- 5			
3- 6	0- 0		0- 0	HOME	0- 1	3- 5	3- 2			
1- 8	0- 0		0- 0	AWAY	0- 1	1- 7	1- 3			
0- 0	0- 0		0- 0	NEUTRAL	0- 0	0- 0	0- 0			

RPI 1-25			
RPI	S	Opponent	Score
4	A	Louisville	56 95
RPI 26-50			
RPI	S	Opponent	Score
45	H	Ball St.	65 85
RPI 51-100			
RPI	S	Opponent	Score
58	A	Belmont	42 84
58	H	Belmont	70 87
RPI 101+			
RPI	S	Opponent	Score
158	A	UT Martin	68 80
163	A	SIUE	63 74
163	H	SIUE	76 88
166	A	Jacksonville St.	61 62
166	H	Jacksonville St.	56 75
169	H	Troy	66 95
191	A	Morehead St.	81 97
191	H	Morehead St.	69 71
192	A	Memphis	75 79
221	A	Arkansas St.	62 68
230	A	Southeast Mo. St.	66 71
250	H	Austin Peay	59 75
258	H	Lipscomb	71 64
294	H	Murray St.	73 85
310	H	Alabama A&M	75 77
311	H	Marshall	65 71
312	A	Tennessee Tech	65 68
312	H	Tennessee Tech	76 66
315	A	Eastern Ky.	59 58
315	H	Eastern Ky.	69 58
345	A	Eastern Ill.	59 66
345	H	Eastern Ill.	86 68
LAST 12 Division I GAMES:			
58	A	Belmont	42 84
312	A	Tennessee Tech	65 68
315	H	Eastern Ky.	69 58
191	H	Morehead St.	69 71
166	A	Jacksonville St.	61 62
58	H	Belmont	70 87
315	A	Eastern Ky.	59 58
191	A	Morehead St.	81 97
345	H	Eastern Ill.	86 68
163	H	SIUE	76 88
294	H	Murray St.	73 85
250	H	Austin Peay	59 75

Non-Div I Games:

Fisk

93 48

Tennessee St.

Average RPI Win: 287

Average RPI Loss: 177

WON-LOST
RECORDWINNING
PCT. RANKLAST 10
GAMESSTRENGTH OF
SCHEDULEOPP. STRENGTH
OF SCHEDULETEAM
RPIADJ.
RPICONF.
RPIADJ CONF.
RPIDIV. I ONLY
DIV. I NON-CONF.5- 22
1- 8326
3133- 7
0- 0193
83283
155312
277312
27725
2725
27

TOTALS

RPI 1-25

RPI 26-50

W-L RECORDS

RPI 51-100

RPI 101-999

RPI 201+

5- 22

0- 0

0- 1

OVERALL

0- 5

5- 16

4- 8

3- 10

0- 0

0- 0

HOME

0- 2

3- 4

2- 12

0- 0

0- 1

AWAY

0- 3

1- 4

0- 0

0- 0

0- 0

NEUTRAL

0- 0

0- 0

1- 8

0- 0

0- 1

NON-CONFERENCE

0- 3

1- 4

1- 1

1- 3

0- 0

0- 0

HOME

0- 1

1- 1

0- 5

0- 0

0- 1

AWAY

0- 2

0- 0

0- 0

0- 0

0- 0

NEUTRAL

0- 0

0- 0

4- 14

0- 0

0- 0

CONFERENCE

0- 2

4- 12

3- 7

2- 7

0- 0

0- 0

HOME

0- 1

2- 3

2- 7

0- 0

0- 0

AWAY

0- 1

1- 4

0- 0

0- 0

0- 0

NEUTRAL

0- 0

0- 0

RPI 1-25

RPI 26-50

RPI 51-100

RPI 101+

Team's RPI: 312

RPI S Opponent Score

RPI S Opponent Score

RPI S Opponent Score

RPI S Opponent Score

26 A Georgi a 48 56

58 A Bel mont 59 78

107 A ETSU 55 74

58 H Bel mont 60 68

111 A Mi ddl e Tenn. 44 58

81 H IUPUI 54 68

126 H Radford 41 60

85 A Wright St. 59 82

158 H UT Martin 51 67

86 A Kentucky 54 82

163 A SIUE 58 65

166 A Jacksonville St. 60 58

166 H Jacksonville St. 59 73

191 A Morehead St. 51 53

191 H Morehead St. 67 74

230 H Southeast Mo. St. 66 70

250 A Austin Peay 52 53

250 H Austin Peay 63 59

258 H Lipscomb 57 61

294 A Murray St. 73 80

294 H Murray St. 63 72

315 A Eastern Ky. 53 55

315 H Eastern Ky. 68 76

330 A Tennessee St. 66 76

330 H Tennessee St. 68 65

343 H Winthrop 70 41

345 A Eastern Ill. 60 57

LAST 12 Division I GAMES:

166 H Jacksonville St. 59 73

345 A Eastern Ill. 60 57

330 H Tennessee St. 68 65

163 A SIUE 58 65

294 A Murray St. 73 80

158 H UT Martin 51 67

250 A Austin Peay 52 53

230 H Southeast Mo. St. 66 70

58 H Bel mont 60 68

191 A Morehead St. 51 53

166 A Jacksonville St. 60 58

315 A Eastern Ky. 53 55

T
e
n
n
e
s
s
e
e
T
e
c
hT
e
n
n
e
s
s
e
e
T
e
c
h

Non-Div I Games: Cumberland (TN) 83 52 Tenn. Wesleyan 84 66

Tennessee Tech

Average RPI Win:	126	WON-LOST	WINNING	LAST 10	STRENGTH OF	OPP. STRENGTH	TEAM	ADJ.	CONF.	ADJ CONF.
Average RPI Loss:	15	RECORD	PCT. RANK	GAMES	SCHEDULE	OF SCHEDULE	RPI	RPI	RPI	RPI
DIV. I ONLY	26- 6	19	8- 2	17	9	12	12	4	4	
DIV. I NON-CONF.	9- 2	33	0- 0	54	17	27	27	5	5	

TOTALS	RPI 1-25	RPI 26-50	W-L RECORDS	RPI 51-100	RPI 101-999	RPI 201+				
26- 6	1- 5	4- 0	OVERALL	8- 1	13- 0	5- 0				
14- 2	1- 2	1- 0	HOME	4- 0	8- 0	4- 0				
8- 3	0- 2	2- 0	AWAY	3- 1	3- 0	1- 0				
4- 1	0- 1	1- 0	NEUTRAL	1- 0	2- 0	0- 0				
9- 2	1- 2	2- 0	NON-CONFERENCE	0- 0	6- 0	3- 0				
6- 1	1- 1	0- 0	HOME	0- 0	5- 0	3- 0				
1- 1	0- 1	1- 0	AWAY	0- 0	0- 0	0- 0				
2- 0	0- 0	1- 0	NEUTRAL	0- 0	1- 0	0- 0				
17- 4	0- 3	2- 0	CONFERENCE	8- 1	7- 0	2- 0				
8- 1	0- 1	1- 0	HOME	4- 0	3- 0	1- 0				
7- 2	0- 1	1- 0	AWAY	3- 1	3- 0	1- 0				
2- 1	0- 1	0- 0	NEUTRAL	1- 0	1- 0	0- 0				

RPI	S	Opponent	Score	RPI	S	Opponent	Score	RPI	S	Opponent	Score	RPI	S	Opponent	Score
1	H	UConn	71 75	26	A	Georgi a	81 53	57	A	Okl ahoma St.	77 62	105	A	Iowa St.	72 59
3	A	Bayl or	56 81	28	N	LSU	75 66	57	H	Okl ahoma St.	84 79	105	H	Iowa St.	87 55
3	H	Bayl or	87 93	35	A	Okl ahoma	88 78	63	A	West Vi rgi ni a	73 55	105	N	Iowa St.	81 69
3	N	Bayl or	69 77	35	H	Okl ahoma	79 66	63	H	West Vi rgi ni a	79 58	136	H	Loui si ana Tech	88 54
8	H	Fl ori da St.	87 72					63	N	West Vi rgi ni a	68 55	186	A	Kansas	55 41
9	A	Tennessee	75 82					69	A	TCU	77 79	186	H	Kansas	79 62
								69	H	TCU	92 65	198	N	Washi ngton	92 68
								88	A	Kansas St.	75 64	201	H	Stetson	95 59
								88	H	Kansas St.	76 54	252	A	Texas Tech	90 39
												252	H	Texas Tech	87 72
												259	H	UTSA	120 70
												278	H	McNeese	100 34
												337	H	Northwestern St.	68 44

LAST 12 Di v i s i o n I GAMES:															
		3 N Bayl or	69 77			57 A Okl ahoma St.	77 62								
		63 N West Vi rgi ni a	68 55			252 H Texas Tech	87 72								
		105 N Iowa St.	81 69			88 H Kansas St.	76 54								
		35 H Okl ahoma	79 66			63 A West Vi rgi ni a	73 55								
		105 A Iowa St.	72 59			69 H TCU	92 65								
		3 H Bayl or	87 93			186 A Kansas	55 41								

Non-Di v I Games:

Texas

Average RPI		Win: 292	WON-LOST RECORD	WINNING PCT. RANK	LAST 10 GAMES	STRENGTH OF SCHEDULE	OPP. STRENGTH OF SCHEDULE	TEAM RPI	ADJ. RPI	CONF. RPI	ADJ. CONF. RPI
Loss: 209											
DIV. I ONLY		17- 12	117	7- 3	343	344	228	228	32	32	
DIV. I NON-CONF.		3- 6	239	0- 0	305	260	265	265	32	32	
TOTALS		RPI 1-25	RPI 26-50	W-L RECORDS		RPI 51-100	RPI 101-999	RPI 201+			
17- 12	0- 0		0- 0	OVERALL		0- 0	17- 12	16- 6			
8- 3	0- 0		0- 0	HOME		0- 0	8- 3	8- 1			
7- 8	0- 0		0- 0	AWAY		0- 0	7- 8	6- 4			
2- 1	0- 0		0- 0	NEUTRAL		0- 0	2- 1	2- 1			
3- 6	0- 0		0- 0	NON-CONFERENCE		0- 0	3- 6	3- 1			
0- 1	0- 0		0- 0	HOME		0- 0	0- 1	0- 0			
1- 5	0- 0		0- 0	AWAY		0- 0	1- 5	1- 1			
2- 0	0- 0		0- 0	NEUTRAL		0- 0	2- 0	2- 0			
14- 6	0- 0		0- 0	CONFERENCE		0- 0	14- 6	13- 5			
8- 2	0- 0		0- 0	HOME		0- 0	8- 2	8- 1			
6- 3	0- 0		0- 0	AWAY		0- 0	6- 3	5- 3			
0- 1	0- 0		0- 0	NEUTRAL		0- 0	0- 1	0- 1			

[illegible]

Non-Div I Games:	Paul Quinn	85	59	Wiley	74	36
------------------	------------	----	----	-------	----	----

Texas Southern

■ Loss, ■ Non-Conf, S Site, H Home A Away N Neutral

Average RPI Win: 254

Average RPI Loss: 142

WON-LOST
RECORDWINNING
PCT. RANKLAST 10
GAMESSTRENGTH OF
SCHEDULEOPP. STRENGTH
OF SCHEDULETEAM
RPIADJ.
RPICONF.
RPIADJ CONF.
RPIDIV. I ONLY
DIV. I NON-CONF.22- 8
7- 451
1029- 1
0- 0322
272231
242135
143135
14322
2322
23

TOTALS

RPI 1-25

RPI 26-50

W-L RECORDS

RPI 51-100

RPI 101-999

RPI 201+

22- 8
11- 2
10- 5
1- 10- 0
0- 0
0- 0
0- 00- 0
0- 0
0- 0
0- 0OVERALL
HOME
AWAY
NEUTRAL0- 3
0- 1
0- 0
0- 022- 5
11- 1
10- 0
1- 117- 1
7- 0
9- 0
1- 07- 4
3- 1
4- 2
0- 10- 0
0- 0
0- 0
0- 00- 0
0- 0
0- 0
0- 0NON-CONFERENCE
HOME
AWAY
NEUTRAL0- 2
0- 1
0- 1
0- 07- 2
3- 0
4- 1
0- 16- 0
2- 0
4- 0
0- 015- 4
8- 1
6- 3
1- 00- 0
0- 0
0- 0
0- 00- 0
0- 0
0- 0
0- 0CONFERENCE
HOME
AWAY
NEUTRAL0- 1
0- 0
0- 1
0- 015- 3
8- 1
6- 2
1- 011- 1
5- 0
5- 1
1- 0

RPI 1-25

RPI 26-50

RPI 51-100

RPI 101+

Team's RPI: 135

RPI S Opponent Score

RPI S Opponent Score

RPI S Opponent Score

RPI S Opponent Score

69 A TCU 58 82
80 H Houston 67 72
96 A Little Rock 48 63129 N Bethune-Cookman 56 62
145 H Fresno St. 76 59
160 A Louisiana 56 53
160 H Louisiana 58 65
169 H Troy 83 75
176 H South Ala. 78 63
177 A UT Arlington 59 61
177 H UT Arlington 75 58
201 A Stetson 54 61
221 A Arkansas St. 67 55
222 A Coastal Caro. 64 65
222 H Coastal Caro. 78 69
222 N Coastal Caro. 78 69
228 A Texas Southern 70 56
243 H Prairie View 84 57
252 A Texas Tech 87 70
259 H UTSA 91 38
262 A Appalachian St. 69 54
262 H Appalachian St. 92 50
306 A Georgia St. 83 63
306 H Georgia St. 62 40
313 A Incarnate Word 74 33
327 A Ga. Southern 81 56
327 H Ga. Southern 60 51
335 A Sam Houston St. 73 41
338 A La. -Monroe 81 45
338 H La. -Monroe 86 52

LAST 12 Division I GAMES:

222 N Coastal Caro. 78 69
177 H UT Arlington 75 58
327 H Ga. Southern 60 51
306 H Georgia St. 62 40
338 A La. -Monroe 81 45
160 A Louisiana 56 53177 A UT Arlington 59 61
262 H Appalachian St. 92 50
222 H Coastal Caro. 78 69
306 A Georgia St. 83 63
327 A Ga. Southern 81 56
160 H Louisiana 58 65

Texas St.

Average RPI	Win: 295	WON-LOST	WINNING	LAST 10	STRENGTH OF	OPP. STRENGTH	TEAM	ADJ.	CONF.	ADJ CONF.
Average RPI	Loss: 65	RECORD	PCT. RANK	GAMES	SCHEDULE	OF SCHEDULE	RPI	RPI	RPI	RPI
DIV. I ONLY	7- 23	303	0- 10	83	68	252	252	4	4	
DIV. I NON-CONF.	6- 5	153	0- 0	248	310	250	250	5	5	

TOTALS	RPI 1-25	RPI 26-50	W-L RECORDS	RPI 51-100	RPI 101-999	RPI 201+				
7- 23	0- 5	0- 3	OVERALL	0- 10	7- 5	6- 0				
6- 12	0- 3	0- 2	HOME	0- 4	6- 3	6- 0				
1- 10	0- 2	0- 1	AWAY	0- 6	1- 1	0- 0				
0- 1	0- 0	0- 0	NEUTRAL	0- 0	0- 1	0- 0				
6- 5	0- 1	0- 1	NON-CONFERENCE	0- 2	6- 1	6- 0				
6- 3	0- 1	0- 1	HOME	0- 0	6- 1	6- 0				
0- 2	0- 0	0- 0	AWAY	0- 2	0- 0	0- 0				
0- 0	0- 0	0- 0	NEUTRAL	0- 0	0- 0	0- 0				
1- 18	0- 4	0- 2	CONFERENCE	0- 8	1- 4	0- 0				
0- 9	0- 2	0- 1	HOME	0- 4	0- 2	0- 0				
1- 8	0- 2	0- 1	AWAY	0- 4	1- 1	0- 0				
0- 1	0- 0	0- 0	NEUTRAL	0- 0	0- 1	0- 0				

RPI 1-25				RPI 26-50				RPI 51-100				RPI 101+ Team's RPI: 252			
RPI	S	Opponent	Score	RPI	S	Opponent	Score	RPI	S	Opponent	Score	RPI	S	Opponent	Score
3	A	Bayl or	49 97	28	H	LSU	40 48	57	A	Okl ahoma St.	62 80	105	A	Iowa St.	57 69
3	H	Bayl or	44 90	35	A	Okl ahoma	61 79	57	H	Okl ahoma St.	57 98	105	H	Iowa St.	54 66
12	A	Texas	72 87	35	H	Okl ahoma	52 73	63	A	West Vi rgi nia	52 82	105	N	Iowa St.	49 74
12	H	Texas	39 90					63	H	West Vi rgi nia	60 74	135	H	Texas St.	70 87
15	H	Texas A&M	56 90					69	A	TCU	72 93	186	A	Kansas	68 56
								69	H	TCU	60 72	186	H	Kansas	47 60
								80	A	Houston	75 79	243	H	Prai ri e Vi ew	89 60
								88	A	Kansas St.	69 83	308	H	UTRGV	80 64
								88	H	Kansas St.	63 86	313	H	Incarnate Word	80 54
								89	A	New Mexi co	56 90	331	H	Ark. -Pi ne Bl uff	74 47
												336	H	Fl ori da A&M	82 63
												348	H	UMass Lowell	93 65

LAST 12 Di vi si on I GAMES:															
105	N	Iowa St.	49 74	63	H	West Vi rgi nia	60 74								
88	H	Kansas St.	63 86	88	A	Kansas St.	69 83								
35	A	Okl ahoma	61 79	3	H	Bayl or	44 90								
69	H	TCU	60 72	57	A	Okl ahoma St.	62 80								
105	A	Iowa St.	57 69	63	A	West Vi rgi nia	52 82								
12	A	Texas	72 87	12	H	Texas	39 90								

Non-Di v I Games:

Texas Tech

Average RPI Win:	161	WON-LOST	WINNING	LAST 10	STRENGTH OF	OPP. STRENGTH	TEAM	ADJ.	CONF.	ADJ CONF.
Average RPI Loss:	78	RECORD	PCT. RANK	GAMES	SCHEDULE	OF SCHEDULE	RPI	RPI	RPI	RPI
DIV. I ONLY	17- 14	144	3- 7	45	95	83	83	8	8	
DIV. I NON-CONF.	9- 3	61	0- 0	47	175	30	30	8	8	

TOTALS	RPI 1-25	RPI 26-50	W-L RECORDS	RPI 51-100	RPI 101-999	RPI 201+				
17- 14	0- 5	2- 1	OVERALL	3- 3	12- 5	5- 0				
11- 4	0- 2	2- 0	HOME	2- 0	7- 2	1- 0				
5- 9	0- 3	0- 1	AWAY	1- 2	4- 3	4- 0				
1- 1	0- 0	0- 0	NEUTRAL	0- 1	1- 0	0- 0				
9- 3	0- 1	1- 0	NON-CONFERENCE	1- 2	7- 0	3- 0				
5- 0	0- 0	1- 0	HOME	1- 0	3- 0	0- 0				
3- 2	0- 1	0- 0	AWAY	0- 1	3- 0	3- 0				
1- 1	0- 0	0- 0	NEUTRAL	0- 1	1- 0	0- 0				
8- 11	0- 4	1- 1	CONFERENCE	2- 1	5- 5	2- 0				
6- 4	0- 2	1- 0	HOME	1- 0	4- 2	1- 0				
2- 7	0- 2	0- 1	AWAY	1- 1	1- 3	1- 0				
0- 0	0- 0	0- 0	NEUTRAL	0- 0	0- 0	0- 0				

RPI 1-25				RPI 26-50				RPI 51-100				RPI 101+			
RPI	S	Opponent	Score	RPI	S	Opponent	Score	RPI	S	Opponent	Score	RPI	S	Opponent	Score
4	A	Louisville	55 90	34	H	Dayton	68 50	56	N	Western Ky.	56 70	109	H	Saint Francis (PA)	74 66
19	A	Buffalo	69 87	45	A	Ball St.	73 78	71	H	Maine	65 64	115	A	Ohio	61 78
19	H	Buffalo	73 84	45	H	Ball St.	72 66	74	A	Duquesne	54 73	115	H	Ohio	75 57
21	A	Central Mich.	47 85					77	A	Miami (OH)	58 67	123	H	Cleveland St.	65 56
21	H	Central Mich.	67 72					97	A	Western Mich.	78 73	146	A	Northern Ill.	79 89
								97	H	Western Mich.	69 68	146	H	Northern Ill.	63 60
												148	H	Kent St.	76 80
												148	H	Kent St.	55 62
												160	H	Louisiana	79 55
												179	N	Southern U.	81 76
												200	A	Eastern Mich.	57 70
												200	H	Eastern Mich.	80 69
												210	A	Bowling Green	77 67
												225	H	Akron	60 54
												257	A	St. Bonaventure	58 39
												326	A	Detroit Mercy	81 64
												342	A	Iona	74 57

LAST 12 Division I GAMES:															
148	H	Kent St.	76 80	21	A	Central Mich.	47 85	56	N	Western Ky.	56 70	109	H	Saint Francis (PA)	74 66
21	H	Central Mich.	67 72	77	A	Miami (OH)	58 67	71	H	Maine	65 64	115	A	Ohio	61 78
146	A	Northern Ill.	79 89	19	H	Buffalo	73 84	74	A	Duquesne	54 73	115	H	Ohio	75 57
45	A	Ball St.	73 78	97	A	Western Mich.	78 73	77	A	Miami (OH)	58 67	123	H	Cleveland St.	65 56
200	H	Eastern Mich.	80 69	210	A	Bowling Green	77 67	97	A	Western Mich.	78 73	146	A	Northern Ill.	79 89
97	H	Western Mich.	69 68	148	H	Kent St.	55 62	97	H	Western Mich.	69 68	146	H	Northern Ill.	63 60

Non-Div I Games:

Toledo

Average RPI Win: 253	WON-LOST RECORD	WINNING PCT. RANK	LAST 10 GAMES	STRENGTH OF SCHEDULE	OPP. STRENGTH OF SCHEDULE	TEAM RPI	ADJ. RPI	CONF. RPI	ADJ CONF. RPI
Average RPI Loss: 149									
DIV. I ONLY	9- 21	272	1- 9	233	178	280	280	10	10
DIV. I NON-CONF.	5- 6	187	0- 0	324	307	276	276	12	12

TOTALS	RPI 1-25	RPI 26-50	W-L RECORDS	RPI 51-100	RPI 101-999	RPI 201+			
9- 21	0- 0	0- 4	OVERALL	0- 3	9- 14	7- 7			
5- 9	0- 0	0- 2	HOME	0- 2	5- 5	4- 2			
3- 10	0- 0	0- 2	AWAY	0- 1	3- 7	2- 4			
1- 2	0- 0	0- 0	NEUTRAL	0- 0	1- 2	1- 1			
5- 6	0- 0	0- 0	NON-CONFERENCE	0- 1	5- 5	4- 3			
3- 2	0- 0	0- 0	HOME	0- 1	3- 1	2- 1			
1- 3	0- 0	0- 0	AWAY	0- 0	1- 3	1- 2			
1- 1	0- 0	0- 0	NEUTRAL	0- 0	1- 1	1- 0			
4- 15	0- 0	0- 4	CONFERENCE	0- 2	4- 9	3- 4			
2- 7	0- 0	0- 2	HOME	0- 1	2- 4	2- 1			
2- 7	0- 0	0- 2	AWAY	0- 1	2- 4	1- 2			
0- 1	0- 0	0- 0	NEUTRAL	0- 0	0- 1	0- 1			

RPI S Opponent	Score	RPI S Opponent	Score	RPI S Opponent	Score	RPI S Opponent	Score	Team's RPI: 280
38 A El on	61 84	68 A James Madi son	45 69	103 A Del aware	49 51	103 H Del aware	55 81	
38 H El on	45 71	68 H James Madi son	55 64	126 N Radford	66 69	137 H Saint Joseph' s	90 66	
43 A Drexel	53 78	78 H George Washi ngton	43 66	143 A Northeastern	61 79	143 H Northeastern	61 70	
43 H Drexel	54 62			156 A William & Mary	67 66	156 H William & Mary	63 75	
				183 A Pi ttsburgh	63 81	217 A Norfol k St.	76 86	
				236 A Loyol a Maryl and	76 67	251 A UNCW	53 64	
				251 H UNCW	72 71	251 N UNCW	47 58	
				256 A Hofstra	72 83	256 H Hofstra	73 72	
				263 A Col . of Charl eston	83 58	263 H Col . of Charl eston	67 80	
				276 A Massachusetts	49 72	288 H Col gate	61 65	
				323 H UMBC	95 64	328 H Wagner	64 42	
				331 N Ark. -Pi ne Bl uff	70 44			
LAST 12 Di vi si on I GAMES:								
251 N UNCW	47 58	68 H James Madi son	55 64	256 H Hofstra	73 72			
103 H Del aware	55 81	156 H William & Mary	63 75	43 A Drexel	53 78			
251 A UNCW	53 64	38 H El on	45 71	263 A Col . of Charl eston	83 58			
43 H Drexel	54 62							
256 A Hofstra	72 83							
143 A Northeastern	61 79							

Non-Di v I Games:

Towson

Average RPI Win:	243	WON-LOST	WINNING	LAST 10	STRENGTH OF	OPP. STRENGTH	TEAM	ADJ.	CONF.	ADJ CONF.
Average RPI Loss:	163	RECORD	PCT. RANK	GAMES	SCHEDULE	OF SCHEDULE	RPI	RPI	RPI	RPI
DIV. I ONLY	16- 12	128	8- 2	309	192	169	169	22	22	
DIV. I NON-CONF.	3- 6	239	0- 0	227	63	199	199	23	23	

TOTALS	RPI 1-25	RPI 26-50	W-L RECORDS	RPI 51-100	RPI 101-999	RPI 201+				
16- 12	0- 1	0- 0	OVERALL	2- 0	14- 11	10- 3				
9- 1	0- 0	0- 0	HOME	2- 0	7- 1	5- 1				
6- 10	0- 1	0- 0	AWAY	0- 0	6- 9	5- 2				
1- 1	0- 0	0- 0	NEUTRAL	0- 0	1- 1	0- 0				
3- 6	0- 1	0- 0	NON-CONFERENCE	1- 0	2- 5	2- 0				
1- 0	0- 0	0- 0	HOME	1- 0	0- 0	0- 0				
2- 5	0- 1	0- 0	AWAY	0- 0	2- 4	2- 0				
0- 1	0- 0	0- 0	NEUTRAL	0- 0	0- 1	0- 0				
13- 6	0- 0	0- 0	CONFERENCE	1- 0	12- 6	8- 3				
8- 1	0- 0	0- 0	HOME	1- 0	7- 1	5- 1				
4- 5	0- 0	0- 0	AWAY	0- 0	4- 5	3- 2				
1- 0	0- 0	0- 0	NEUTRAL	0- 0	1- 0	0- 0				

RPI 1-25				RPI 26-50				RPI 51-100				RPI 101+				Team's RPI: 169
RPI	S	Opponent	Score	RPI	S	Opponent	Score	RPI	S	Opponent	Score	RPI	S	Opponent	Score	
9	A	Tennessee	69 131					96	H	Little Rock	76 70	111	A	Middle Tenn.	57 73	
								98	H	Jacksonville	89 88	124	A	Tulane	75 106	
												135	A	Texas St.	75 83	
												155	A	Samford	73 80	
												155	N	Samford	76 82	
												160	A	Louisiana	62 55	
												160	H	Louisiana	72 53	
												167	A	Ole Miss	93 96	
												176	A	South Ala.	68 79	
												176	H	South Ala.	82 71	
												176	N	South Ala.	82 79	
												177	A	UT Arlington	57 76	
												221	H	Arkansas St.	95 78	
												222	A	Coastal Caro.	71 84	
												222	H	Coastal Caro.	92 97	
												262	A	Appalachian St.	93 64	
												262	H	Appalachian St.	81 74	
												306	A	Georgia St.	78 85	
												306	H	Georgia St.	90 86	
												314	A	Alabama St.	93 63	
												327	A	Ga. Southern	95 80	
												327	H	Ga. Southern	88 47	
												330	A	Tennessee St.	95 66	
												338	A	La.-Monroe	86 79	
												338	H	La.-Monroe	94 62	
LAST 12 Division I GAMES:																
				176	N	South Ala.	82 79			222	A	Coastal Caro.	71 84			
				327	A	Ga. Southern	95 80			96	H	Little Rock	76 70			
				306	A	Georgia St.	78 85			221	H	Arkansas St.	95 78			
				338	H	La.-Monroe	94 62			176	H	South Ala.	82 71			
				160	H	Louisiana	72 53			160	A	Louisiana	62 55			
				262	A	Appalachian St.	93 64			338	A	La.-Monroe	86 79			

Non-Div I Games: Montevallo 130 50 Stillman 89 62

Troy

T
u
l
a
n
e

Tulane				Through Games Of March 9, 2018							
Average RPI	Win:	188	WON-LOST	WINNING	LAST 10	STRENGTH OF	OPP. STRENGTH	TEAM	ADJ.	CONF.	ADJ CONF.
Average RPI	Loss:	72	RECORD	PCT. RANK	GAMES	SCHEDULE	OF SCHEDULE	RPI	RPI	RPI	RPI
DIV. I ONLY			14- 17	206	3- 7	51	70	124	124	7	7
DIV. I NON-CONF.			8- 5	111	0- 0	100	100	93	93	7	7

TOTALS		RPI 1-25		RPI 26-50		W-L RECORDS		RPI 51-100	RPI 101-999	RPI 201+	
14- 17		0- 6		0- 3		OVERALL		1- 2	13- 6	4- 1	
9- 5		0- 2		0- 1		HOME		0- 1	9- 1	2- 0	
3- 9		0- 0		0- 0		AWAY		1- 0	2- 0	1- 0	
2- 3		0- 1		0- 1		NEUTRAL		0- 0	2- 1	1- 0	
8- 5		0- 1		0- 2		NON-CONFERENCE		1- 0	7- 2	3- 1	
5- 1		0- 0		0- 1		HOME		0- 0	5- 0	1- 0	
2- 2		0- 1		0- 0		AWAY		1- 0	1- 1	1- 1	
1- 2		0- 0		0- 1		NEUTRAL		0- 0	1- 1	1- 0	
6- 12		0- 5		0- 1		CONFERENCE		0- 2	6- 4	1- 0	
4- 4		0- 2		0- 0		HOME		0- 1	4- 1	1- 0	
1- 7		0- 2		0- 1		AWAY		0- 1	1- 3	0- 0	
1- 1		0- 1		0- 0		NEUTRAL		0- 0	1- 0	0- 0	

T
u
l
a
n
e

RPI 1-25				RPI 26-50				RPI 51-100				RPI 101+ Team's RPI: 124			
RPI	S	Opponent	Score	RPI	S	Opponent	Score	RPI	S	Opponent	Score	RPI	S	Opponent	Score
1	A	UConn	45 98	28	H	LSU	50 73	71	A	Maine	42 34	104	A	Cincinnati	52 83
1	H	UConn	47 91	34	N	Dayton	65 71	80	A	Houston	48 72	105	N	Iowa St.	64 67
1	N	UConn	56 82	46	A	UCF	51 59	80	H	Houston	92 98	111	H	Middle Tenn.	62 44
14	A	South Fla.	46 75									150	A	Wichita St.	70 81
14	H	South Fla.	53 63									150	H	Wichita St.	56 64
16	A	NC State	55 79									152	H	Vanderbilt	71 59
												169	H	Troy	106 75
												172	H	UTEP	67 56
												182	H	Temple	69 65
												192	A	Memphis	60 73
												192	N	Memphis	76 64
												195	H	East Carolina	64 58
												197	A	Tulsa	72 63
												197	H	Tulsa	70 39
												213	H	SMU	52 46
												214	A	Southern Miss.	58 66
												233	H	New Orleans	79 56
												270	N	San Diego St.	80 46
												278	A	McNeese	70 66

LAST 12 Division I GAMES:															
		1 N UConn	56 82			104 A Cincinnati	52 83								
		192 N Memphis	76 64			182 H Temple	69 65								
		213 H SMU	52 46			14 H South Fla.	53 63								
		150 A Wichita St.	70 81			80 A Houston	48 72								
		1 H UConn	47 91			1 A UConn	45 98								
		192 A Memphis	60 73			195 H East Carolina	64 58								

Non-Div I Games:

Tulane

Average RPI Win:	157	WON-LOST	WINNING	LAST 10	STRENGTH OF	OPP. STRENGTH	TEAM	ADJ.	CONF.	ADJ CONF.
Average RPI Loss:	129	RECORD	PCT. RANK	GAMES	SCHEDULE	OF SCHEDULE	RPI	RPI	RPI	RPI
DIV. I ONLY	10- 20	255	2- 8	74	100	197	197	7	7	
DIV. I NON-CONF.	6- 6	170	0- 0	60	309	123	123	7	7	

TOTALS	RPI 1-25	RPI 26-50	W-L RECORDS	RPI 51-100	RPI 101-999	RPI 201+				
10- 20	0- 2	0- 1	OVERALL	4- 2	6- 15	3- 2				
5- 9	0- 1	0- 1	HOME	1- 2	4- 5	3- 0				
3- 10	0- 1	0- 0	AWAY	2- 0	1- 9	0- 2				
2- 1	0- 0	0- 0	NEUTRAL	1- 0	1- 1	0- 0				
6- 6	0- 0	0- 0	NON-CONFERENCE	2- 2	4- 4	3- 1				
3- 3	0- 0	0- 0	HOME	0- 2	3- 1	3- 0				
2- 3	0- 0	0- 0	AWAY	2- 0	0- 3	0- 1				
1- 0	0- 0	0- 0	NEUTRAL	0- 0	1- 0	0- 0				
4- 14	0- 2	0- 1	CONFERENCE	2- 0	2- 11	0- 1				
2- 6	0- 1	0- 1	HOME	1- 0	1- 4	0- 0				
1- 7	0- 1	0- 0	AWAY	0- 0	1- 6	0- 1				
1- 1	0- 0	0- 0	NEUTRAL	1- 0	0- 1	0- 0				

RPI 1-25				RPI 26-50				RPI 51-100				RPI 101+				Team's RPI: 197
RPI	S	Opponent	Score	RPI	S	Opponent	Score	RPI	S	Opponent	Score	RPI	S	Opponent	Score	
1	A	UConn	60 78	46	H	UCF	44 47	52	H	American	67 72	104	A	Cincinnati	41 78	
14	H	South Fla.	57 71					58	H	Belmont	65 90	104	H	Cincinnati	64 51	
								59	A	South Dakota	64 61	104	N	Cincinnati	65 66	
								80	H	Houston	83 77	121	A	Saint Louis	66 77	
								80	N	Houston	98 72	124	A	Tulane	39 70	
								96	A	Little Rock	74 61	124	H	Tulane	63 72	
												144	A	Arkansas	41 67	
												150	A	Wichita St.	67 62	
												150	H	Wichita St.	59 70	
												161	N	Binghamton	60 55	
												173	H	Oral Roberts	41 53	
												182	A	Temple	75 76	
												192	A	Memphis	56 65	
												192	H	Memphis	48 69	
												195	A	East Carolina	67 73	
												195	H	East Carolina	57 59	
												204	A	North Texas	43 66	
												213	A	SMU	70 74	
												221	H	Arkansas St.	68 58	
												283	H	UMKC	76 52	
												331	H	Ark. -Pine Bluff	87 37	

LAST 12 Division I GAMES:																
104	N	Cincinnati	65 66	80	H	Houston	83 77	213	A	SMU	70 74					
80	N	Houston	98 72	182	A	Temple	75 76	14	H	South Fla.	57 71					
150	H	Wichita St.	59 70	46	H	UCF	44 47	124	A	Tulane	39 70					
192	A	Memphis	56 65													
195	H	East Carolina	57 59													
104	A	Cincinnati	41 78													

Non-Div I Games: Alas. Anchorage 53 59

Tulsa

UU

Non-Div I Games: Tuskegee

105 50

Miles

85 42

■ Loss, ■ Non-Conf, S Site, H Home A Away N Neutral

Average RPI Win:	212	WON-LOST	WINNING	LAST 10	STRENGTH OF	OPP. STRENGTH	TEAM	ADJ.	CONF.	ADJ CONF.
Average RPI Loss:	118	RECORD	PCT. RANK	GAMES	SCHEDULE	OF SCHEDULE	RPI	RPI	RPI	RPI
DIV. I ONLY	25- 5	15	8- 2	247	171	66	66	21	21	
DIV. I NON-CONF.	10- 3	52	0- 0	162	73	59	59	19	19	

TOTALS	RPI 1-25	RPI 26-50	W-L RECORDS	RPI 51-100	RPI 101-999	RPI 201+				
25- 5	0- 0	0- 2	OVERALL	1- 1	24- 2	14- 1				
13- 1	0- 0	0- 1	HOME	0- 0	13- 0	7- 0				
10- 4	0- 0	0- 1	AWAY	1- 1	9- 2	6- 1				
2- 0	0- 0	0- 0	NEUTRAL	0- 0	2- 0	1- 0				
10- 3	0- 0	0- 2	NON-CONFERENCE	1- 1	9- 0	4- 0				
5- 1	0- 0	0- 1	HOME	0- 0	5- 0	2- 0				
4- 2	0- 0	0- 1	AWAY	1- 1	3- 0	2- 0				
1- 0	0- 0	0- 0	NEUTRAL	0- 0	1- 0	0- 0				
15- 2	0- 0	0- 0	CONFERENCE	0- 0	15- 2	10- 1				
8- 0	0- 0	0- 0	HOME	0- 0	8- 0	5- 0				
6- 2	0- 0	0- 0	AWAY	0- 0	6- 2	4- 1				
1- 0	0- 0	0- 0	NEUTRAL	0- 0	1- 0	1- 0				

RPI S	Opponent	Score	RPI S	Opponent	Score	RPI S	Opponent	Score	RPI S	Opponent	Score
42	A Oregon St.	47 61	46	H UCF	55 62	79	A Saint Mary's (CA)	74 50	113	H Washington St.	91 76
						84	A Fordham	62 70	125	N Yale	71 61
									127	H Portland St.	79 67
									131	H San Francisco	72 55
									147	A Cal Poly	80 76
									147	H Cal Poly	85 77
									185	A Pacific	90 58
									194	A CSUN	71 75
									194	H CSUN	72 46
									196	A UC Irvine	76 67
									196	H UC Irvine	66 56
									206	A Seattle U	79 53
									207	A UC Santa Barbara	68 61
									207	H UC Santa Barbara	69 63
									226	A UC Riverside	62 76
									226	H UC Riverside	74 63
									226	N UC Riverside	49 46
									238	H Pepperdine	69 64
									255	A Hawaii	68 56
									255	H Hawaii	76 52
									273	H Sacramento St.	79 72
									302	A Long Beach St.	83 71
									302	H Long Beach St.	79 49
									319	A Cal St. Fullerton	67 55
									319	H Cal St. Fullerton	67 53
									329	A Southern Utah	85 59
LAST 12 Division I GAMES:											
226	N UC Riverside	49 46	194	H CSUN	72 46						
226	A UC Riverside	62 76	147	H Cal Poly	85 77						
319	A Cal St. Fullerton	67 55	194	A CSUN	71 75						
196	H UC Irvine	66 56	302	A Long Beach St.	83 71						
255	A Hawaii	68 56	207	H UC Santa Barbara	69 63						
302	H Long Beach St.	79 49	319	H Cal St. Fullerton	67 53						

Non-Div I Games:

UC Davis

Average RPI Win: 254
Average RPI Loss: 157

DIV. I ONLY	17- 13	133	5- 5	305	225	196	196	21	21
DIV. I NON-CONF.	7- 6	165	0- 0	292	258	214	214	19	19
TOTALS	RPI 1-25	RPI 26-50	W-L RECORDS	RPI 51-100	RPI 101-999	RPI 201+			
17- 13	0- 0	0- 0	OVERALL	0- 4	17- 9	14- 4			
9- 4	0- 0	0- 0	HOME	0- 1	9- 3	7- 1			
8- 6	0- 0	0- 0	AWAY	0- 3	8- 3	7- 1			
0- 3	0- 0	0- 0	NEUTRAL	0- 0	0- 3	0- 2			
7- 6	0- 0	0- 0	NON-CONFERENCE	0- 2	7- 4	6- 1			
3- 2	0- 0	0- 0	HOME	0- 0	3- 2	3- 0			
4- 2	0- 0	0- 0	AWAY	0- 2	4- 0	3- 0			
0- 2	0- 0	0- 0	NEUTRAL	0- 0	0- 2	0- 1			
10- 7	0- 0	0- 0	CONFERENCE	0- 2	10- 5	8- 3			
6- 2	0- 0	0- 0	HOME	0- 1	6- 1	4- 1			
4- 4	0- 0	0- 0	AWAY	0- 1	4- 3	4- 1			
0- 1	0- 0	0- 0	NEUTRAL	0- 0	0- 1	0- 1			

RPI 1-25				RPI 26-50				RPI 51-100				Team's RPI: 196			
RPI	S	Opponent	Score	RPI	S	Opponent	Score	RPI	S	Opponent	Score	RPI	S	Opponent	Score
								66	A	UC Davis	56 66	127	H	Portland St.	72 82
								66	H	UC Davis	67 76	142	H	Idaho St.	72 78
								89	A	New Mexico	61 83	147	A	Cal Poly	76 79
								92	A	UNLV	54 73	147	H	Cal Poly	107 66
												150	N	Wichita St.	53 76
												193	A	CSU Bakersfield	72 59
												194	A	CSUN	67 71
												194	H	CSUN	56 47
												206	A	Seattle U	84 79
												207	A	UC Santa Barbara	55 82
												207	H	UC Santa Barbara	77 74
												226	A	UC Riverside	81 71
												226	H	UC Riverside	76 63
												226	N	UC Riverside	74 86
												238	H	Pepperdine	75 74
												239	N	Illinois	59 65
												255	A	Hawaii	74 67
												255	H	Hawaii	70 66
												270	A	San Diego St.	67 65
												302	A	Long Beach St.	100 81
												302	H	Long Beach St.	73 80
												316	H	Utah St.	87 84
												318	H	Portland	63 52
												319	A	Cal St. Fullerton	76 60
												319	H	Cal St. Fullerton	78 58
												329	A	Southern Utah	71 64
				LAST 12 Division I GAMES:											
				226	N	UC Riverside	74 86	147	H	Cal Poly	107 66				
				319	H	Cal St. Fullerton	78 58	226	H	UC Riverside	76 63				
				194	A	CSUN	67 71	302	A	Long Beach St.	100 81				
				66	A	UC Davis	56 66	319	A	Cal St. Fullerton	76 60				
				302	H	Long Beach St.	73 80	194	H	CSUN	56 47				
				207	A	UC Santa Barbara	55 82	226	A	UC Riverside	81 71				

UC Irvine

RPI

RPI 1-25			
RPI	S	Opponent	Score
10	A	UCLA	48 68
13	A	Stanford	43 53

RPI 26-50			
RPI	S	Opponent	Score
41	A	Minnesota	75 101
49	H	Southern California	46 64

RPI 51-100			
RPI	S	Opponent	Score
55	A	Arizona St.	48 73
59	A	South Dakota	66 75
66	A	UC Davis	63 74
66	H	UC Davis	76 62
66	N	UC Davis	46 49
92	N	UNLV	95 88

RPI 101+			
RPI	S	Opponent	Score
105	A	Iowa St.	66 89
140	H	Loyola Marymount	59 67
145	A	Fresno St.	68 56
147	A	Cal Poly	73 91
147	H	Cal Poly	82 87
172	H	UTEP	62 73
193	H	CSU Bakersfield	68 65
194	A	CSUN	55 60
194	H	CSUN	69 58
196	A	UC Irvine	63 76
196	H	UC Irvine	71 81
196	N	UC Irvine	86 74
207	A	UC Santa Barbara	70 72
207	H	UC Santa Barbara	84 76
213	N	SMU	51 73
255	A	Hawaii	57 63
255	H	Hawaii	79 57
273	N	Sacramento St.	72 99
302	A	Long Beach St.	58 70
302	H	Long Beach St.	77 53
302	N	Long Beach St.	79 66
319	A	Cal St. Fullerton	62 71
319	H	Cal St. Fullerton	63 50

LAST 12 Division I GAMES:			
66	N	UC Davis	46 49
196	N	UC Irvine	86 74
302	N	Long Beach St.	79 66
66	H	UC Davis	76 62
302	A	Long Beach St.	58 70
207	A	UC Santa Barbara	70 72
319	A	Cal St. Fullerton	62 71
194	H	CSUN	69 58
196	A	UC Irvine	63 76
207	H	UC Santa Barbara	84 76
147	A	Cal Poly	73 91
255	A	Hawaii	57 63

UC Ri versi de

Average RPI Win:	255	WON-LOST	WINNING	LAST 10	STRENGTH OF	OPP. STRENGTH	TEAM	ADJ.	CONF.	ADJ CONF.
Average RPI Loss:	147	RECORD	PCT. RANK	GAMES	SCHEDULE	OF SCHEDULE	RPI	RPI	RPI	RPI
DIV. I ONLY	12- 17	224	5- 5	157	239	207	207	21	21	
DIV. I NON-CONF.	3- 9	280	0- 0	89	227	221	221	19	19	
TOTALS	RPI 1-25	RPI 26-50	W-L RECORDS	RPI 51-100	RPI 101-999	RPI 201+				
12- 17	0- 1	0- 1	OVERALL	0- 4	12- 11	9- 4				
7- 5	0- 0	0- 0	HOME	0- 1	7- 4	5- 1				
5- 10	0- 1	0- 1	AWAY	0- 2	5- 6	4- 3				
0- 2	0- 0	0- 0	NEUTRAL	0- 1	0- 1	0- 0				
3- 9	0- 1	0- 1	NON-CONFERENCE	0- 2	3- 5	3- 2				
1- 3	0- 0	0- 0	HOME	0- 0	1- 3	1- 1				
2- 5	0- 1	0- 1	AWAY	0- 1	2- 2	2- 1				
0- 1	0- 0	0- 0	NEUTRAL	0- 1	0- 0	0- 0				
9- 8	0- 0	0- 0	CONFERENCE	0- 2	9- 6	6- 2				
6- 2	0- 0	0- 0	HOME	0- 1	6- 1	4- 0				
3- 5	0- 0	0- 0	AWAY	0- 1	3- 4	2- 2				
0- 1	0- 0	0- 0	NEUTRAL	0- 0	0- 1	0- 0				

RPI 1-25				RPI 26-50				RPI 51-100				RPI 101+				Team's RPI: 207
RPI	S	Opponent	Score	RPI	S	Opponent	Score	RPI	S	Opponent	Score	RPI	S	Opponent	Score	
10	A	UCLA	44 74	42	A	Oregon St.	49 74	66	A	UC Davis	63 69	140	A	Loyola Marymount	61 67	
								66	H	UC Davis	61 68	145	H	Fresno St.	57 64	
								70	N	UAB	54 67	147	A	Cal Poly	72 73	
								79	A	Saint Mary's (CA)	59 89	147	H	Cal Poly	73 68	
												164	H	San Diego	58 71	
												194	A	CSUN	74 73	
												194	H	CSUN	30 48	
												194	N	CSUN	63 72	
												196	A	UC Irvine	74 77	
												196	H	UC Irvine	82 55	
												206	H	Seattle U	71 77	
												223	A	New Mexico St.	77 47	
												226	A	UC Riverside	76 84	
												226	H	UC Riverside	72 70	
												255	A	Hawaii	64 73	
												255	H	Hawaii	71 61	
												270	H	San Diego St.	77 64	
												291	A	Santa Clara	63 68	
												302	A	Long Beach St.	90 74	
												302	H	Long Beach St.	51 44	
												305	A	Northern Ariz.	96 93	
												319	A	Cal St. Fullerton	59 52	
												319	H	Cal St. Fullerton	78 59	
LAST 12 Division I GAMES:																
194	N	CSUN	63 72	319	A	Cal St. Fullerton	59 52									
255	A	Hawaii	64 73	226	A	UC Riverside	76 84									
226	H	UC Riverside	72 70	255	H	Hawaii	71 61									
147	A	Cal Poly	72 73	194	H	CSUN	30 48									
196	H	UC Irvine	82 55	66	A	UC Davis	63 69									
319	H	Cal St. Fullerton	78 59	302	A	Long Beach St.	90 74									

Non-Div I Games:

UC Santa Barbara

Average RPI Win:	169	WON-LOST	WINNING	LAST 10	STRENGTH OF	OPP. STRENGTH	TEAM	ADJ.	CONF.	ADJ CONF.
Average RPI Loss:	53	RECORD	PCT. RANK	GAMES	SCHEDULE	OF SCHEDULE	RPI	RPI	RPI	RPI
DIV. I ONLY	21- 10	76	7- 3	52	80	46	46	7	7	
DIV. I NON-CONF.	8- 5	111	0- 0	67	148	66	66	7	7	

TOTALS	RPI 1-25	RPI 26-50	W-L RECORDS	RPI 51-100	RPI 101-999	RPI 201+				
21- 10	0- 5	0- 2	OVERALL	3- 1	18- 2	5- 0				
10- 4	0- 2	0- 2	HOME	1- 0	9- 0	2- 0				
10- 5	0- 2	0- 0	AWAY	2- 1	8- 2	3- 0				
1- 1	0- 1	0- 0	NEUTRAL	0- 0	1- 0	0- 0				
8- 5	0- 0	0- 2	NON-CONFERENCE	2- 1	6- 2	3- 0				
4- 2	0- 0	0- 2	HOME	1- 0	3- 0	1- 0				
4- 3	0- 0	0- 0	AWAY	1- 1	3- 2	2- 0				
0- 0	0- 0	0- 0	NEUTRAL	0- 0	0- 0	0- 0				
13- 5	0- 5	0- 0	CONFERENCE	1- 0	12- 0	2- 0				
6- 2	0- 2	0- 0	HOME	0- 0	6- 0	1- 0				
6- 2	0- 2	0- 0	AWAY	1- 0	5- 0	1- 0				
1- 1	0- 1	0- 0	NEUTRAL	0- 0	1- 0	0- 0				

RPI 1-25				RPI 26-50				Team's RPI: 46				RPI 51-100				RPI 101+			
RPI	S	Opponent	Score	RPI	S	Opponent	Score	RPI	S	Opponent	Score	RPI	S	Opponent	Score	RPI	S	Opponent	Score
1	A	UConn	44 80	38	H	El on	57 71	65	A	Vir gin ia Tech	69 86	104	A	Ci nci nnati	50 38				
1	H	UConn	37 55	47	H	Mercer	64 73	66	A	UC Davi s	62 55	106	A	Chattanooga	58 57				
14	A	South Fla.	45 62					80	A	Houston	64 59	124	H	Tul ane	59 51				
14	H	South Fla.	68 77					81	H	IUPUI	63 59	128	H	UNI	53 43				
14	N	South Fla.	59 74									150	H	Wichi ta St.	59 53				
												155	A	Samford	51 58				
												182	A	Temple	64 57				
												182	H	Temple	76 46				
												182	N	Temple	77 70				
												184	H	Davi dson	62 54				
												185	A	Paci fi c	74 78				
												192	A	Memphi s	63 40				
												192	H	Memphi s	61 41				
												195	H	East Carol ina	75 54				
												197	A	Tul sa	47 44				
												213	A	SMU	60 42				
												213	H	SMU	58 43				
												227	A	Gardner-Webb	65 30				
												232	A	Boston U.	47 32				
												327	H	Ga. Southern	62 38				
LAST 12 Division I GAMES:																			
14	N	South Fla.	59 74	182	A	Temple	64 57												
182	N	Temple	77 70	1	H	UConn	37 55												
195	H	East Carol ina	75 54	192	H	Memphi s	61 41												
80	A	Houston	64 59	104	A	Ci nci nnati	50 38												
192	A	Memphi s	63 40	197	A	Tul sa	47 44												
14	H	South Fla.	68 77	213	H	SMU	58 43												

Non-Div I Games:

UCF

Average RPI	Winnings	WON-LOST RECORD	WINNING PCT. RANK	LAST 10 GAMES	STRENGTH OF SCHEDULE	OPP. STRENGTH OF SCHEDULE	TEAM RPI	ADJ. RPI	CONF. RPI	ADJ. CONF. RPI
87										
Average RPI Loss:	0									
DIV. I ONLY	32- 0	1	10- 0	4	5	1	1	7	7	
DIV. I NON-CONF.	13- 0	1	2- 0	1	1	1	1	7	7	

TOTALS	RPI 1-25	RPI 26-50	W-L RECORDS	RPI 51-100	RPI 101-999	RPI 201+				
32- 0	11- 0	4- 0	OVERALL	3- 0	14- 0	1- 0				
12- 0	4- 0	2- 0	HOME	0- 0	6- 0	0- 0				
13- 0	5- 0	1- 0	AWAY	1- 0	6- 0	1- 0				
7- 0	2- 0	1- 0	NEUTRAL	2- 0	2- 0	0- 0				
13- 0	8- 0	2- 0	NON-CONFERENCE	2- 0	1- 0	0- 0				
4- 0	3- 0	1- 0	HOME	0- 0	0- 0	0- 0				
5- 0	4- 0	0- 0	AWAY	0- 0	1- 0	0- 0				
4- 0	1- 0	1- 0	NEUTRAL	2- 0	0- 0	0- 0				
19- 0	3- 0	2- 0	CONFERENCE	1- 0	13- 0	1- 0				
8- 0	1- 0	1- 0	HOME	0- 0	6- 0	0- 0				
8- 0	1- 0	1- 0	AWAY	1- 0	5- 0	1- 0				
3- 0	1- 0	0- 0	NEUTRAL	0- 0	2- 0	0- 0				

RPI	S	Opponent	Score	RPI	S	Opponent	Score	RPI	S	Opponent	Score	RPI	S	Opponent	Score
2	H	Notre Dame	80 71	35	N	Oklahoma	88 64	64	N	Michigan St.	96 62	104	H	Cincinnati	106 65
4	H	Louisville	69 58	44	H	California	82 47	74	N	Duquesne	104 52	104	N	Cincinnati	75 21
10	A	UCLA	78 60	46	A	UCF	55 37	80	A	Houston	95 35	124	A	Tulane	91 47
11	A	South Carolina	83 58	46	H	UCF	80 44					124	H	Tulane	98 45
12	A	Texas	75 71									124	N	Tulane	82 56
13	N	Stanford	78 53									150	H	Wichita St.	124 43
14	A	South Fla.	100 49									174	A	Nevada	88 57
14	H	South Fla.	82 53									182	A	Temple	113 57
14	N	South Fla.	70 54									182	H	Temple	106 45
17	H	Maryland	97 72									192	A	Memphis	93 36
20	A	DePaul	103 69									192	H	Memphis	97 49

LAST 12 Division I GAMES:															
14	N	South Fla.	70 54	182	H	Temple	106 45	4	H	Louisville	69 58	150	H	Wichita St.	124 43
104	N	Cincinnati	75 21					46	A	UCF	55 37	104	H	Cincinnati	106 65
124	N	Tulane	82 56					104	H	Cincinnati	106 65	11	A	South Carolina	83 58
14	H	South Fla.	82 53												
213	A	SMU	80 36												
124	A	Tulane	91 47												

Non-Div I Games:

UConn

UMBC		Average RPI Win: 335	WON-LOST RECORD	WINNING PCT. RANK	LAST 10 GAMES	STRENGTH OF SCHEDULE	OPP. STRENGTH OF SCHEDULE	TEAM RPI	ADJ. RPI	CONF. RPI	ADJ CONF. RPI
Average RPI Loss: 164											
DIV. I ONLY		4- 26	330	3- 7	204	261	323	323	20	20	
DIV. I NON-CONF.		0- 12	337	0- 0	241	253	344	344	24	24	

TOTALS	RPI 1-25	RPI 26-50		W-L RECORDS		RPI 51-100	RPI 101-999	RPI 201+			
4- 26	0- 0	0- 1		OVERALL		0- 7	4- 18	4- 8			
2- 11	0- 0	0- 0		HOME		0- 3	2- 8	2- 3			
2- 12	0- 0	0- 1		AWAY		0- 3	2- 8	2- 3			
0- 3	0- 0	0- 0		NEUTRAL		0- 1	0- 2	0- 2			
0- 12	0- 0	0- 1		NON-CONFERENCE		0- 2	0- 9	0- 7			
0- 4	0- 0	0- 0		HOME		0- 1	0- 3	0- 2			
0- 6	0- 0	0- 1		AWAY		0- 1	0- 4	0- 3			
0- 2	0- 0	0- 0		NEUTRAL		0- 0	0- 2	0- 2			
4- 14	0- 0	0- 0		CONFERENCE		0- 5	4- 9	4- 1			
2- 7	0- 0	0- 0		HOME		0- 2	2- 5	2- 1			
2- 6	0- 0	0- 0		AWAY		0- 2	2- 4	2- 0			
0- 1	0- 0	0- 0		NEUTRAL		0- 1	0- 0	0- 0			

RPI 1-25				RPI 26-50				RPI 51-100				RPI 101+				Team's RPI: 323
RPI	S	Opponent	Score	RPI	S	Opponent	Score	RPI	S	Opponent	Score	RPI	S	Opponent	Score	
				29	A	Princeton	40 77	52	H	American	48 61	110	A	George Mason	38 58	
								71	A	Maine	36 69	133	A	Hartford	54 65	
								71	H	Maine	50 64	133	H	Hartford	54 61	
								71	N	Maine	43 65	161	A	Binghamton	51 81	
								82	A	Albany (NY)	45 79	161	H	Binghamton	53 68	
								82	H	Albany (NY)	75 78	180	A	New Hampshire	51 56	
								84	A	Fordham	46 55	180	H	New Hampshire	46 51	
												181	H	Denver	48 70	
												188	A	Stony Brook	49 53	
												188	H	Stony Brook	44 69	
												211	H	Columbia	44 60	
												256	A	Hofstra	55 71	
												257	N	St. Bonaventure	54 63	
												261	H	LIU Brooklyn	52 66	
												267	A	UMES	43 66	
												280	A	Towson	64 95	
												285	N	North Dakota St.	53 67	
												295	A	Vermont	52 51	
												295	H	Vermont	58 72	
												348	A	UMass Lowell	61 39	
												348	H	UMass Lowell	73 65	
												348	H	UMass Lowell	66 54	

LAST 12 Division I GAMES:																
				71	N	Maine	43 65	180	H	New Hampshire	46 51					
				348	H	UMass Lowell	73 65	161	H	Binghamton	53 68					
				348	A	UMass Lowell	61 39	295	A	Vermont	52 51					
				133	H	Hartford	54 61	188	H	Stony Brook	44 69					
				82	A	Albany (NY)	45 79	71	A	Maine	36 69					
				188	A	Stony Brook	49 53	161	A	Binghamton	51 81					

Non-Div I Games: Gettysburg 72 45

UMBC

■ Loss,
 ■ Non-Conf,
 ■ S Site,
 ■ Home
 ■ A Away
 N Neutral

UMES				Through Games Of March 9, 2018							
Average RPI Win:		316	WON-LOST RECORD	WINNING PCT. RANK	LAST 10 GAMES	STRENGTH OF SCHEDULE	OPP. STRENGTH OF SCHEDULE	TEAM RPI	ADJ. RPI	CONF. RPI	ADJ CONF. RPI
Average RPI Loss:		166									
DIV. I ONLY		9- 18	255	5- 5	211	331	267	267	30	30	
DIV. I NON-CONF.		1- 8	313	0- 0	105	158	282	282	30	30	

TOTALS		RPI 1-25	RPI 26-50		W-L RECORDS		RPI 51-100	RPI 101-999	RPI 201+		
9- 18		0- 1	0- 1		OVERALL		0- 1	9- 15	9- 5		
5- 5		0- 0	0- 0		HOME		0- 0	5- 5	5- 2		
3- 11		0- 1	0- 1		AWAY		0- 1	3- 8	3- 3		
1- 2		0- 0	0- 0		NEUTRAL		0- 0	1- 2	1- 0		
1- 8		0- 1	0- 1		NON-CONFERENCE		0- 1	1- 5	1- 1		
1- 1		0- 0	0- 0		HOME		0- 0	1- 1	1- 1		
0- 6		0- 1	0- 1		AWAY		0- 1	0- 3	0- 0		
0- 1		0- 0	0- 0		NEUTRAL		0- 0	0- 1	0- 0		
8- 10		0- 0	0- 0		CONFERENCE		0- 0	8- 10	8- 4		
4- 4		0- 0	0- 0		HOME		0- 0	4- 4	4- 1		
3- 5		0- 0	0- 0		AWAY		0- 0	3- 5	3- 3		
1- 1		0- 0	0- 0		NEUTRAL		0- 0	1- 1	1- 0		

RPI 1-25				RPI 26-50				RPI 51-100				RPI 101+ Team's RPI: 267			
RPI	S	Opponent	Score	RPI	S	Opponent	Score	RPI	S	Opponent	Score	RPI	S	Opponent	Score
19	A	Buffalo	41 76	37	A	Syracuse	45 68	65	A	Virginia Tech	52 90	108	A	Wake Forest	50 92
												110	A	George Mason	68 82
												129	A	Bethune-Cookman	61 73
												129	H	Bethune-Cookman	48 55
												129	N	Bethune-Cookman	65 71
												154	H	Hampton	65 70
												161	N	Binghamton	51 68
												165	A	N. C. A&T	60 65
												165	H	N. C. A&T	45 57
												195	A	East Carolina	54 64
												217	H	Norfolk St.	53 63
												268	A	Howard	83 79
												268	H	Howard	58 52
												271	A	Morgan St.	50 63
												293	H	Mt. St. Mary's	63 66
												317	A	South Carolina St.	51 54
												321	A	N. C. Central	80 69
												321	H	N. C. Central	84 73
												322	A	Coppin St.	63 69
												323	H	UMBC	66 43
												333	H	Delaware St.	76 56
												333	N	Delaware St.	77 60
												336	H	Florida A&M	87 70
												341	A	Savannah St.	68 56

				LAST 12 Division I GAMES:											
				129	N	Bethune-Cookman	65 71	268	A	Howard	83 79				
				333	N	Delaware St.	77 60	129	A	Bethune-Cookman	61 73				
				333	H	Delaware St.	76 56	336	H	Florida A&M	87 70				
				217	H	Norfolk St.	53 63	322	A	Coppin St.	63 69				
				165	A	N. C. A&T	60 65	268	H	Howard	58 52				
				321	A	N. C. Central	80 69	321	H	N. C. Central	84 73				

Non-Div I Games: Wesley 97 30 Alas. Anchorage 59 **69** Valley Forge 92 38

UMES

Loss, **Non-Conf**, **S Site**, **H Home** **A Away** **N Neutral**

UMKC				Through Games Of March 9, 2018							
Average RPI Win:		275	WON-LOST RECORD	WINNING PCT. RANK	LAST 10 GAMES	STRENGTH OF SCHEDULE	OPP. STRENGTH OF SCHEDULE	TEAM RPI	ADJ. RPI	CONF. RPI	ADJ CONF. RPI
Average RPI Loss:		188									
DIV. I ONLY		8- 19	276	4- 6	251	303	283	283	31	31	
DIV. I NON-CONF.		1- 11	331	0- 0	151	134	296	296	31	31	

TOTALS		RPI 1-25	RPI 26-50		W-L RECORDS		RPI 51-100	RPI 101-999	RPI 201+		
8- 19		0- 0	0- 1		OVERALL		0- 2	8- 16	6- 9		
3- 7		0- 0	0- 1		HOME		0- 0	3- 6	3- 3		
4- 11		0- 0	0- 0		AWAY		0- 2	4- 9	3- 5		
1- 1		0- 0	0- 0		NEUTRAL		0- 0	1- 1	0- 1		
1- 11		0- 0	0- 1		NON-CONFERENCE		0- 2	1- 8	0- 2		
0- 3		0- 0	0- 1		HOME		0- 0	0- 2	0- 0		
0- 8		0- 0	0- 0		AWAY		0- 2	0- 6	0- 2		
1- 0		0- 0	0- 0		NEUTRAL		0- 0	1- 0	0- 0		
7- 8		0- 0	0- 0		CONFERENCE		0- 0	7- 8	6- 7		
3- 4		0- 0	0- 0		HOME		0- 0	3- 4	3- 3		
4- 3		0- 0	0- 0		AWAY		0- 0	4- 3	3- 3		
0- 1		0- 0	0- 0		NEUTRAL		0- 0	0- 1	0- 1		

RPI 1-25				RPI 26-50				RPI 51-100				RPI 101+ Team's RPI: 283			
RPI	S	Opponent	Score	RPI	S	Opponent	Score	RPI	S	Opponent	Score	RPI	S	Opponent	Score
				33	H	Northern Colo.	73 88	60	A	Nebraska	60 80	105	A	Iowa St.	45 61
								100	A	Western Ill.	71 90	150	A	Wichita St.	63 72
												173	H	Oral Roberts	73 76
												181	H	Denver	68 77
												186	A	Kansas	48 63
												193	A	CSU Bakersfield	60 58
												193	H	CSU Bakersfield	62 76
												197	A	Tulsa	52 76
												201	N	Stetson	67 50
												206	A	Seattle U	62 66
												206	H	Seattle U	58 62
												206	N	Seattle U	64 75
												223	A	New Mexico St.	62 70
												223	H	New Mexico St.	67 76
												242	A	Fla. Atlantic	55 65
												245	A	Illinois St.	53 64
												249	A	Grand Canyon	62 59
												249	H	Grand Canyon	84 82
												308	A	UTRGV	54 52
												308	H	UTRGV	79 59
												324	A	Utah Valley	65 68
												324	H	Utah Valley	59 66
												346	A	Chicago St.	59 47
												346	H	Chicago St.	106 47
LAST 12 Division I GAMES:															
				206	N	Seattle U	64 75	206	A	Seattle U	62 66				
				346	A	Chicago St.	59 47	193	H	CSU Bakersfield	62 76				
				223	H	New Mexico St.	67 76	249	H	Grand Canyon	84 82				
				308	H	UTRGV	79 59	223	A	New Mexico St.	62 70				
				346	H	Chicago St.	106 47	249	A	Grand Canyon	62 59				
				324	A	Utah Valley	65 68	193	A	CSU Bakersfield	60 58				

Non-Div I Games: Lincoln (MO) 98 41 Harris-Stowe 114 59 Cent. Christian Bib90 10

UMKC

Loss, Non-Conf, S Site, H Home A Away N Neutral

Average RPI		Win: 284	Loss: 220	WON-LOST RECORD	WINNING PCT. RANK	LAST 10 GAMES	STRENGTH OF SCHEDULE	OPP. STRENGTH OF SCHEDULE	TEAM RPI	ADJ. RPI	CONF. RPI	ADJ CONF. RPI
DIV. I ONLY				3- 26	337	1- 9	342	297	348	348	20	20
DIV. I NON-CONF.				2- 10	300	0- 0	348	347	348	348	24	24
TOTALS		RPI 1-25			RPI 26-50		W-L RECORDS		RPI 51-100	RPI 101-999		RPI 201+
3- 26	0- 0			0- 0		OVERALL	0- 4		3- 22		3- 14	
2- 11	0- 0			0- 0		HOME	0- 2		2- 9		2- 5	
1- 15	0- 0			0- 0		AWAY	0- 2		1- 13		1- 9	
0- 0	0- 0			0- 0		NEUTRAL	0- 0		0- 0		0- 0	
2- 10	0- 0			0- 0		NON-CONFERENCE	0- 0		2- 10		2- 10	
1- 4	0- 0			0- 0		HOME	0- 0		1- 4		1- 4	
1- 6	0- 0			0- 0		AWAY	0- 0		1- 6		1- 6	
0- 0	0- 0			0- 0		NEUTRAL	0- 0		0- 0		0- 0	
1- 16	0- 0			0- 0		CONFERENCE	0- 4		1- 12		1- 4	
1- 7	0- 0			0- 0		HOME	0- 2		1- 5		1- 1	
0- 9	0- 0			0- 0		AWAY	0- 2		0- 7		0- 3	
0- 0	0- 0			0- 0		NEUTRAL	0- 0		0- 0		0- 0	

RPI 1-25				RPI 26-50				RPI 51-100				RPI 101+				Team's RPI : 348	
RPI	S	Opponent	Score	RPI	S	Opponent	Score	RPI	S	Opponent	Score	RPI	S	Opponent	Score		
								71	A	Maine	65	70	133	A	Hartford	56	78
								71	H	Maine	51	69	133	H	Hartford	42	81
								82	A	Albany (NY)	60	93	161	A	Binghamton	38	52
								82	H	Albany (NY)	52	61	161	H	Binghamton	46	76
													180	A	New Hampshire	45	66
													180	H	New Hampshire	49	70
													188	A	Stony Brook	50	59
													188	H	Stony Brook	60	63
													211	H	Columbia	77	70
													240	H	Holy Cross	56	84
													252	A	Texas Tech	65	93
													266	H	Cornell	53	71
													271	H	Morgan St.	59	65
													272	A	Fairfield	67	78
													276	H	Massachusetts	63	73
													282	A	Fairleigh Dickinson	51	60
													288	A	Colgate	64	84
													295	A	Vermont	55	63
													295	H	Vermont	65	60
													323	A	UMBC	65	73
													323	A	UMBC	54	66
													323	H	UMBC	39	61
													334	A	Rhode Island	64	81
													344	A	Longwood	82	84
													347	A	Saint Peter's	66	60
LAST 12 Division I GAMES:																	
				323	A	UMBC	65	73	188	H	Stony Brook	60	63				
				323	H	UMBC	39	61	82	A	Albany (NY)	60	93				
				180	H	New Hampshire	49	70	71	H	Maine	51	69				
				161	A	Binghamton	38	52	133	A	Hartford	56	78				
				71	A	Maine	65	70	188	A	Stony Brook	50	59				
				295	H	Vermont	65	60	161	H	Binghamton	46	76				

Non-Div I Games:	Fisher	102	47
------------------	--------	-----	----

UMass Lowell I

■ Loss, ■ Non-Conf, S Site, H Home A Away N Neutral

Average RPI Win:	258	WON-LOST	WINNING	LAST 10	STRENGTH OF	OPP. STRENGTH	TEAM	ADJ.	CONF.	ADJ CONF.
Average RPI Loss:	183	RECORD	PCT. RANK	GAMES	SCHEDULE	OF SCHEDULE	RPI	RPI	RPI	RPI
DIV. I ONLY	15- 14	167	6- 4	272	298	215	215	27	27	
DIV. I NON-CONF.	2- 8	290	0- 0	268	170	309	309	28	28	

TOTALS	RPI 1-25	RPI 26-50	W-L RECORDS	RPI 51-100	RPI 101-999	RPI 201+				
15- 14	0- 1	0- 1	OVERALL	1- 1	14- 11	12- 5				
7- 7	0- 0	0- 1	HOME	1- 0	6- 6	6- 1				
7- 7	0- 1	0- 0	AWAY	0- 1	7- 5	5- 4				
1- 0	0- 0	0- 0	NEUTRAL	0- 0	1- 0	1- 0				
2- 8	0- 1	0- 1	NON-CONFERENCE	0- 0	2- 6	2- 2				
1- 4	0- 0	0- 1	HOME	0- 0	1- 3	1- 0				
1- 4	0- 1	0- 0	AWAY	0- 0	1- 3	1- 2				
0- 0	0- 0	0- 0	NEUTRAL	0- 0	0- 0	0- 0				
13- 6	0- 0	0- 0	CONFERENCE	1- 1	12- 5	10- 3				
6- 3	0- 0	0- 0	HOME	1- 0	5- 3	5- 1				
6- 3	0- 0	0- 0	AWAY	0- 1	6- 2	4- 2				
1- 0	0- 0	0- 0	NEUTRAL	0- 0	1- 0	1- 0				

RPI 1-25				RPI 26-50				RPI 51-100				RPI 101+				Team's RPI: 215
RPI	S	Opponent	Score	RPI	S	Opponent	Score	RPI	S	Opponent	Score	RPI	S	Opponent	Score	
16	A	NC State	55 87	47	H	Mercer	56 67	87	A	Liberty	48 53	111	H	Middle Tenn.	57 72	
								87	H	Liberty	48 41	126	A	Radford	67 56	
												126	H	Radford	48 64	
												170	H	Charlotte	47 51	
												184	A	Davidson	50 58	
												187	A	High Point	78 59	
												187	H	High Point	45 58	
												189	H	Furman	63 71	
												227	A	Gardner-Webb	61 60	
												227	H	Gardner-Webb	62 60	
												247	A	Presbyterian	63 72	
												247	H	Presbyterian	74 76	
												260	A	Campbell	60 52	
												260	H	Campbell	38 33	
												260	N	Campbell	47 42	
												262	H	Appalachian St.	69 60	
												301	A	Wofford	68 70	
												303	A	USC Upstate	76 70	
												304	A	Western Caro.	52 62	
												320	A	Charleston So.	78 61	
												320	H	Charleston So.	71 69	
												343	A	Winthrop	70 48	
												343	H	Winthrop	63 51	
												344	A	Longwood	54 67	
												344	H	Longwood	82 52	

LAST 12 Division I GAMES:																
				260	N	Campbell	47 42	320	H	Charleston So.	71 69					
				227	H	Gardner-Webb	62 60	187	A	High Point	78 59					
				247	A	Presbyterian	63 72	126	H	Radford	48 64					
				344	A	Longwood	54 67	343	H	Winthrop	63 51					
				260	H	Campbell	38 33	227	A	Gardner-Webb	61 60					
				87	A	Liberty	48 53	247	H	Presbyterian	74 76					

Non-Div I Games: Warren Wilson 100 53

UNC Asheville

Average RPI Win:	236	WON-LOST	WINNING	LAST 10	STRENGTH OF	OPP. STRENGTH	TEAM	ADJ.	CONF.	ADJ CONF.
Average RPI Loss:	145	RECORD	PCT. RANK	GAMES	SCHEDULE	OF SCHEDULE	RPI	RPI	RPI	RPI
DIV. I ONLY	10- 17	240	5- 5	161	198	220	220	17	17	
DIV. I NON-CONF.	3- 8	268	0- 0	197	303	257	257	16	16	

TOTALS	RPI 1-25	RPI 26-50	W-L RECORDS	RPI 51-100	RPI 101-999	RPI 201+				
10- 17	0- 1	0- 3	OVERALL	0- 0	10- 13	7- 4				
5- 6	0- 0	0- 1	HOME	0- 0	5- 5	3- 2				
4- 10	0- 1	0- 2	AWAY	0- 0	4- 7	4- 2				
1- 1	0- 0	0- 0	NEUTRAL	0- 0	1- 1	0- 0				
3- 8	0- 1	0- 1	NON-CONFERENCE	0- 0	3- 6	3- 4				
1- 3	0- 0	0- 0	HOME	0- 0	1- 3	1- 2				
2- 5	0- 1	0- 1	AWAY	0- 0	2- 3	2- 2				
0- 0	0- 0	0- 0	NEUTRAL	0- 0	0- 0	0- 0				
7- 9	0- 0	0- 2	CONFERENCE	0- 0	7- 7	4- 0				
4- 3	0- 0	0- 1	HOME	0- 0	4- 2	2- 0				
2- 5	0- 0	0- 1	AWAY	0- 0	2- 4	2- 0				
1- 1	0- 0	0- 0	NEUTRAL	0- 0	1- 1	0- 0				

RPI 1-25				RPI 26-50				RPI 51-100				RPI 101+				Team's RPI: 220
RPI	S	Opponent	Score	RPI	S	Opponent	Score	RPI	S	Opponent	Score	RPI	S	Opponent	Score	
18	A	Duke	54 85	31	A	Virginia	50 68					106	A	Chattanooga	42 49	
				47	A	Mercer	57 80					106	H	Chattanooga	57 73	
				47	H	Mercer	54 57					106	N	Chattanooga	70 66	
												107	A	ETSU	52 60	
												107	H	ETSU	65 61	
												107	N	ETSU	52 54	
												126	A	Radford	53 56	
												155	A	Samford	48 56	
												155	H	Samford	53 60	
												187	H	High Point	72 81	
												189	A	Furman	54 55	
												189	H	Furman	76 74	
												217	A	Norfolk St.	63 64	
												222	A	Coastal Caro.	60 54	
												247	A	Presbyteri an	64 57	
												260	H	Campbel l	61 72	
												281	H	VCU	74 61	
												294	H	Murray St.	52 63	
												301	A	Wofford	81 75	
												301	H	Wofford	66 51	
												304	A	Western Caro.	88 67	
												304	H	Western Caro.	57 54	
												315	A	Eastern Ky.	59 70	
LAST 12 Division I GAMES:																
				107	N	ETSU	52 54	189	A	Furman	54 55					
				106	N	Chattanooga	70 66	106	H	Chattanooga	57 73					
				304	H	Western Caro.	57 54	107	H	ETSU	65 61					
				47	H	Mercer	54 57	304	A	Western Caro.	88 67					
				155	H	Samford	53 60	155	A	Samford	48 56					
				301	A	Wofford	81 75	47	A	Mercer	57 80					

Non-Div I Games: Greensboro 82 34 Tuscul um 69 71 Lees-McRae 78 62 Southern Wesleyan 96 35 UNCG

Average RPI Win: 264
Average RPI Loss: 132

WON-LOST
RECORD

WINNING
PCT. RANK

LAST 10
GAMES

STRENGTH OF
SCHEDULE

OPP. STRENGTH
OF SCHEDULE

TEAM
RPI

ADJ.
RPI

CONF.
RPI

ADJ CONF.
RPI

DIV. I ONLY	10- 19	249	5- 5	215	152	251	251	10	10
DIV. I NON-CONF.	5- 4	146	0- 0	333	237	232	232	12	12
TOTALS	RPI 1-25	RPI 26-50	W-L RECORDS	RPI 51-100	RPI 101-999	RPI 201+			
10- 19	0- 0	0- 5	OVERALL	0- 2	10- 12	8- 4			
5- 8	0- 0	0- 2	HOME	0- 1	5- 5	4- 2			
4- 11	0- 0	0- 3	AWAY	0- 1	4- 7	3- 2			
1- 0	0- 0	0- 0	NEUTRAL	0- 0	1- 0	1- 0			
5- 4	0- 0	0- 0	NON-CONFERENCE	0- 0	5- 4	4- 1			
4- 0	0- 0	0- 0	HOME	0- 0	4- 0	3- 0			
1- 4	0- 0	0- 0	AWAY	0- 0	1- 4	1- 1			
0- 0	0- 0	0- 0	NEUTRAL	0- 0	0- 0	0- 0			
5- 15	0- 0	0- 5	CONFERENCE	0- 2	5- 8	4- 3			
1- 8	0- 0	0- 2	HOME	0- 1	1- 5	1- 2			
3- 7	0- 0	0- 3	AWAY	0- 1	3- 3	2- 1			
1- 0	0- 0	0- 0	NEUTRAL	0- 0	1- 0	1- 0			

RPI 1-25				RPI 26-50				RPI 51-100				RPI 101+				Team's RPI: 251	
RPI	S	Opponent	Score	RPI	S	Opponent	Score	RPI	S	Opponent	Score	RPI	S	Opponent	Score		
				38	A	El on	67 75	68	A	James Madi son	48 65	103	A	Del aware	62 80		
				38	H	El on	49 58	68	H	James Madi son	48 63	103	H	Del aware	49 82		
				43	A	Drexel	42 68					117	A	North Carolina	60 86		
				43	A	Drexel	41 71					143	A	Northeastern	39 56		
				43	H	Drexel	40 58					143	H	Northeastern	47 54		
												156	A	William & Mary	64 49		
												156	H	William & Mary	53 66		
												183	A	Pittsburgh	55 74		
												189	A	Furman	71 76		
												195	H	East Carol ina	66 62		
												222	A	Coastal Caro.	41 57		
												256	A	Hofstra	59 55		
												256	H	Hofstra	61 69		
												263	A	Col . of Charleston	76 60		
												263	H	Col . of Charleston	63 72		
												280	A	Towson	71 72		
												280	H	Towson	64 53		
												280	N	Towson	58 47		
												281	H	VCU	83 67		
												301	A	Wofford	65 60		
												306	H	Georgi a St.	74 62		
												321	H	N. C. Central	89 63		
LAST 12 Division I GAMES:																	
				43	A	Drexel	41 71	156	A	William & Mary	64 49						
				280	N	Towson	58 47	43	H	Drexel	40 58						
				38	H	El on	49 58	263	H	Col . of Charleston	63 72						
				280	H	Towson	64 53	256	A	Hofstra	59 55						
				263	A	Col . of Charleston	76 60	143	A	Northeastern	39 56						
				68	A	James Madi son	48 65	103	A	Del aware	62 80						

Non-Div I Games:

Catawba

74 59

UNC Pembroke

73 64

UNCW

Loss, Non-Conf, S Site, H Home A Away N Neutral

UNI				Through Games Of March 9, 2018						
Average RPI Win: 243		WON-LOST RECORD	WINNING PCT. RANK	LAST 10 GAMES	STRENGTH OF SCHEDULE	OPP. STRENGTH OF SCHEDULE	TEAM RPI	ADJ. RPI	CONF. RPI	ADJ CONF. RPI
Average RPI Loss: 97										
DIV. I ONLY		17- 12	117	8- 2	177	184	128	128	24	24
DIV. I NON-CONF.		3- 7	254	0- 0	39	8	136	136	21	21
<hr/>										
TOTALS		RPI 1-25	RPI 26-50	W-L RECORDS	RPI 51-100	RPI 101-999	RPI 201+			
17- 12		0- 1	0- 3	OVERALL	2- 5	15- 3	13- 2			
8- 4		0- 1	0- 0	HOME	0- 3	8- 0	6- 0			
7- 8		0- 0	0- 3	AWAY	1- 2	6- 3	6- 2			
2- 0		0- 0	0- 0	NEUTRAL	1- 0	1- 0	1- 0			
3- 7		0- 1	0- 3	NON-CONFERENCE	2- 1	1- 2	0- 2			
1- 2		0- 1	0- 0	HOME	0- 1	1- 0	0- 0			
1- 5		0- 0	0- 3	AWAY	1- 0	0- 2	0- 2			
1- 0		0- 0	0- 0	NEUTRAL	1- 0	0- 0	0- 0			
14- 5		0- 0	0- 0	CONFERENCE	0- 4	14- 1	13- 0			
7- 2		0- 0	0- 0	HOME	0- 2	7- 0	6- 0			
6- 3		0- 0	0- 0	AWAY	0- 2	6- 1	6- 0			
1- 0		0- 0	0- 0	NEUTRAL	0- 0	1- 0	1- 0			

RPI 1-25				RPI 26-50				RPI 51-100				RPI 101+ Team's RPI: 128			
RPI	S	Opponent	Score	RPI	S	Opponent	Score	RPI	S	Opponent	Score	RPI	S	Opponent	Score
22	H	Iowa	47 71	27	A	South Dakota St.	47 57	72	A	Drake	64 81	105	H	Iowa St.	57 53
				46	A	UCF	43 53	72	H	Drake	67 72	162	A	Southern Ill.	53 60
				48	A	Creighton	78 89	76	N	Wyoming	55 40	162	H	Southern Ill.	71 63
								81	H	IUPUI	48 54	203	A	North Dakota	72 80
								88	A	Kansas St.	72 71	241	A	Omaha	74 78
								95	A	Missouri St.	52 62	245	A	Illinois St.	58 36
								95	H	Missouri St.	52 57	245	H	Illinois St.	66 48
												245	N	Illinois St.	56 36
												264	A	Indiana St.	56 46
												264	H	Indiana St.	59 53
												269	A	Bradley	51 40
												269	H	Bradley	63 50
												290	A	Valparaiso	76 53
												290	H	Valparaiso	77 56
												307	A	Loyola Chicago	64 39
												307	H	Loyola Chicago	70 41
												349	A	Evansville	85 60
												349	H	Evansville	65 41
<hr/>															
LAST 12 Division I GAMES:															
				245	N	Illinois St.	56 36	349	A	Evansville	85 60				
				307	A	Loyola Chicago	64 39	264	A	Indiana St.	56 46				
				290	A	Valparaiso	76 53	162	H	Southern Ill.	71 63				
				269	H	Bradley	63 50	95	H	Missouri St.	52 57				
				245	H	Illinois St.	66 48	245	A	Illinois St.	58 36				
				72	H	Drake	67 72	269	A	Bradley	51 40				

Non-Div I Games: Wis.-Parkside 92 62

UNI

Average RPI Win:	205	WON-LOST	WINNING	LAST 10	STRENGTH OF	OPP. STRENGTH	TEAM	ADJ.	CONF.	ADJ CONF.
Average RPI Loss:	93	RECORD	PCT. RANK	GAMES	SCHEDULE	OF SCHEDULE	RPI	RPI	RPI	RPI
DIV. I ONLY	19- 11	94	7- 3	95	129	92	92	16	16	
DIV. I NON-CONF.	5- 6	187	0- 0	8	84	92	92	14	14	

TOTALS	RPI 1-25	RPI 26-50	W-L RECORDS	RPI 51-100	RPI 101-999	RPI 201+				
19- 11	0- 3	1- 2	OVERALL	2- 1	16- 5	10- 1				
12- 4	0- 1	0- 2	HOME	1- 0	11- 1	6- 0				
7- 4	0- 1	1- 0	AWAY	1- 1	5- 2	4- 0				
0- 3	0- 1	0- 0	NEUTRAL	0- 0	0- 2	0- 1				
5- 6	0- 3	1- 2	NON-CONFERENCE	0- 0	4- 1	2- 1				
4- 3	0- 1	0- 2	HOME	0- 0	4- 0	2- 0				
1- 1	0- 1	1- 0	AWAY	0- 0	0- 0	0- 0				
0- 2	0- 1	0- 0	NEUTRAL	0- 0	0- 1	0- 1				
14- 5	0- 0	0- 0	CONFERENCE	2- 1	12- 4	8- 0				
8- 1	0- 0	0- 0	HOME	1- 0	7- 1	4- 0				
6- 3	0- 0	0- 0	AWAY	1- 1	5- 2	4- 0				
0- 1	0- 0	0- 0	NEUTRAL	0- 0	0- 1	0- 0				

RPI 1-25				RPI 26-50				RPI 51-100				RPI 101+			
RPI	S	Opponent	Score	RPI	S	Opponent	Score	RPI	S	Opponent	Score	RPI	S	Opponent	Score
5	H	Mississippi St.	63 103	32	A	Gonzaga	52 50	76	A	Wyoming	56 69	112	A	Boise St.	60 69
13	A	Stanford	33 74	37	H	Syracuse	55 69	89	A	New Mexico	68 66	112	H	Boise St.	77 54
19	N	Buffalo	53 80	41	H	Minnesota	72 79	89	H	New Mexico	74 62	116	H	Colorado St.	56 52
												127	H	Portland St.	88 80
												145	A	Fresno St.	73 58
												145	H	Fresno St.	72 74
												174	A	Nevada	55 75
												174	H	Nevada	77 75
												174	N	Nevada	73 77
												196	H	UC Irvine	73 54
												226	N	UC Riverside	88 95
												249	H	Grand Canyon	76 47
												256	H	Hofstra	68 52
												270	A	San Diego St.	75 64
												270	H	San Diego St.	73 67
												277	A	San Jose St.	80 53
												277	H	San Jose St.	79 60
												289	A	Air Force	67 59
												289	H	Air Force	69 57
												316	A	Utah St.	63 54
												316	H	Utah St.	68 58
LAST 12 Division I GAMES:															
				174	N	Nevada	73 77	289	A	Air Force	67 59				
				316	H	Utah St.	68 58	76	A	Wyoming	56 69				
				174	A	Nevada	55 75	174	H	Nevada	77 75				
				89	H	New Mexico	74 62	112	H	Boise St.	77 54				
				145	A	Fresno St.	73 58	277	A	San Jose St.	80 53				
				270	H	San Diego St.	73 67	270	A	San Diego St.	75 64				

Non-Div I Games:

UNLV

Average RPI Win: 297	WON-LOST RECORD	WINNING PCT. RANK	LAST 10 GAMES	STRENGTH OF SCHEDULE	OPP. STRENGTH OF SCHEDULE	TEAM RPI	ADJ. RPI	CONF. RPI	ADJ CONF. RPI
Average RPI Loss: 176									
DIV. I ONLY	8- 19	276	5- 5	267	282	303	303	23	23
DIV. I NON-CONF.	2- 10	300	0- 0	237	329	332	332	22	22

TOTALS	RPI 1-25	RPI 26-50	W-L RECORDS	RPI 51-100	RPI 101-999	RPI 201+			
8- 19	0- 0	0- 0	OVERALL	0- 6	8- 13	7- 9			
6- 7	0- 0	0- 0	HOME	0- 2	6- 5	5- 4			
2- 12	0- 0	0- 0	AWAY	0- 4	2- 8	2- 5			
0- 0	0- 0	0- 0	NEUTRAL	0- 0	0- 0	0- 0			
2- 10	0- 0	0- 0	NON-CONFERENCE	0- 2	2- 8	2- 5			
2- 4	0- 0	0- 0	HOME	0- 0	2- 4	2- 3			
0- 6	0- 0	0- 0	AWAY	0- 2	0- 4	0- 2			
0- 0	0- 0	0- 0	NEUTRAL	0- 0	0- 0	0- 0			
6- 9	0- 0	0- 0	CONFERENCE	0- 4	6- 5	5- 4			
4- 3	0- 0	0- 0	HOME	0- 2	4- 1	3- 1			
2- 6	0- 0	0- 0	AWAY	0- 2	2- 4	2- 3			
0- 0	0- 0	0- 0	NEUTRAL	0- 0	0- 0	0- 0			

RPI S Opponent	Score	RPI S Opponent	Score	RPI S Opponent	Score	RPI S Opponent	Score	Team's RPI: 303
				53 A FGCU	60 93	156 A William & Mary	63 83	
				53 H FGCU	44 88	189 H Furman	59 80	
				57 A Oklahoma St.	71 108	195 A East Carolina	53 66	
				65 A Virginia Tech	56 87	201 A Stetson	61 62	
				98 A Jacksonville	49 65	201 H Stetson	69 64	
				98 H Jacksonville	45 71	215 H UNC Asheville	70 76	
						227 A Gardner-Webb	39 60	
						237 A North Florida	61 79	
						237 H North Florida	61 65	
						241 H Omaha	66 69	
						247 H Presbyterian	69 83	
						258 A Lipscomb	78 97	
						258 A Lipscomb	53 95	
						258 H Lipscomb	80 64	
						260 A Campbell	49 69	
						299 A Kennesaw St.	70 64	
						299 H Kennesaw St.	65 61	
						317 H South Carolina St.	63 44	
						321 H N.C. Central	66 61	
						339 A NJIT	95 57	
						339 H NJIT	74 67	
LAST 12 Division I GAMES:								
258 A Lipscomb	53 95	258 H Lipscomb	80 64					
339 H NJIT	74 67	299 A Kennesaw St.	70 64					
237 A North Florida	61 79	258 A Lipscomb	78 97					
98 A Jacksonville	49 65	299 H Kennesaw St.	65 61					
201 H Stetson	69 64	98 H Jacksonville	45 71					
53 H FGCU	44 88	237 H North Florida	61 65					

Non-Div I Games: Brevard 109 39 Converse 71 51 Bob Jones 79 45

USC Upstate

Loss, Non-Conf, S Site, H Home A Away N Neutral

Average RPI Win:	234	WON-LOST	WINNING	LAST 10	STRENGTH OF	OPP. STRENGTH	TEAM	ADJ.	CONF.	ADJ CONF.
Average RPI Loss:	153	RECORD	PCT. RANK	GAMES	SCHEDULE	OF SCHEDULE	RPI	RPI	RPI	RPI
DIV. I ONLY	18- 12	108	7- 3	308	175	177	177	22	22	
DIV. I NON-CONF.	6- 5	153	0- 0	240	53	173	173	23	23	

TOTALS	RPI 1-25	RPI 26-50	W-L RECORDS	RPI 51-100	RPI 101-999	RPI 201+				
18- 12	0- 0	0- 0	OVERALL	0- 4	18- 8	11- 3				
13- 2	0- 0	0- 0	HOME	0- 1	13- 1	7- 0				
5- 9	0- 0	0- 0	AWAY	0- 3	5- 6	4- 3				
0- 1	0- 0	0- 0	NEUTRAL	0- 0	0- 1	0- 0				
6- 5	0- 0	0- 0	NON-CONFERENCE	0- 3	6- 2	3- 0				
5- 1	0- 0	0- 0	HOME	0- 1	5- 0	2- 0				
1- 4	0- 0	0- 0	AWAY	0- 2	1- 2	1- 0				
0- 0	0- 0	0- 0	NEUTRAL	0- 0	0- 0	0- 0				
12- 7	0- 0	0- 0	CONFERENCE	0- 1	12- 6	8- 3				
8- 1	0- 0	0- 0	HOME	0- 0	8- 1	5- 0				
4- 5	0- 0	0- 0	AWAY	0- 1	4- 4	3- 3				
0- 1	0- 0	0- 0	NEUTRAL	0- 0	0- 1	0- 0				

RPI 1-25				RPI 26-50				RPI 51-100				RPI 101+ Team's RPI: 177			
RPI	S	Opponent	Score	RPI	S	Opponent	Score	RPI	S	Opponent	Score	RPI	S	Opponent	Score
								67	A	Georgi a Tech	52 80	114	A	Utah	41 71
								80	H	Houston	58 62	131	H	San Francisco	56 54
								88	A	Kansas St.	56 70	135	A	Texas St.	58 75
								96	A	Little Rock	57 59	135	H	Texas St.	61 59
												144	A	Arkansas	57 91
												145	H	Fresno St.	67 54
												160	A	Loui si ana	38 34
												160	H	Loui si ana	63 61
												160	N	Loui si ana	48 54
												169	H	Troy	76 57
												173	H	Oral Roberts	70 46
												176	H	South Ala.	63 76
												213	H	SMU	58 55
												221	A	Arkansas St.	80 85
												222	A	Coastal Caro.	76 89
												222	H	Coastal Caro.	65 63
												259	A	UTSA	69 68
												262	A	Appal achi an St.	64 60
												262	H	Appal achi an St.	49 48
												306	A	Georgi a St.	81 76
												306	H	Georgi a St.	62 57
												313	H	Incarnate Word	61 48
												327	A	Ga. Southern	68 73
												327	H	Ga. Southern	70 49
												338	A	La. -Monroe	80 53
												338	H	La. -Monroe	70 61

				LAST 12 Division I GAMES:											
				160	N	Loui si ana	48 54	135	H	Texas St.	61 59				
				135	A	Texas St.	58 75	222	H	Coastal Caro.	65 63				
				306	H	Georgi a St.	62 57	262	H	Appal achi an St.	49 48				
				327	H	Ga. Southern	70 49	327	A	Ga. Southern	68 73				
				160	A	Loui si ana	38 34	306	A	Georgi a St.	81 76				
				338	A	La. -Monroe	80 53	338	H	La. -Monroe	70 61				

Non-Div I Games:

UT Arlington

Average RPI Win:	262	WON-LOST	WINNING	LAST 10	STRENGTH OF	OPP. STRENGTH	TEAM	ADJ.	CONF.	ADJ CONF.
Average RPI Loss:	134	RECORD	PCT. RANK	GAMES	SCHEDULE	OF SCHEDULE	RPI	RPI	RPI	RPI
DIV. I ONLY	17- 14	144	8- 2	186	263	158	158	25	25	
DIV. I NON-CONF.	2- 8	290	0- 0	90	98	260	260	27	27	

TOTALS	RPI 1-25	RPI 26-50	W-L RECORDS	RPI 51-100	RPI 101-999	RPI 201+				
17- 14	0- 1	0- 0	OVERALL	0- 4	17- 9	13- 2				
9- 3	0- 0	0- 0	HOME	0- 1	9- 2	7- 0				
6- 8	0- 1	0- 0	AWAY	0- 1	6- 6	5- 2				
2- 3	0- 0	0- 0	NEUTRAL	0- 2	2- 1	1- 0				
2- 8	0- 1	0- 0	NON-CONFERENCE	0- 2	2- 5	1- 1				
2- 1	0- 0	0- 0	HOME	0- 0	2- 1	1- 0				
0- 5	0- 1	0- 0	AWAY	0- 1	0- 3	0- 1				
0- 2	0- 0	0- 0	NEUTRAL	0- 1	0- 1	0- 0				
15- 6	0- 0	0- 0	CONFERENCE	0- 2	15- 4	12- 1				
7- 2	0- 0	0- 0	HOME	0- 1	7- 1	6- 0				
6- 3	0- 0	0- 0	AWAY	0- 0	6- 3	5- 1				
2- 1	0- 0	0- 0	NEUTRAL	0- 1	2- 0	1- 0				

RPI 1-25				RPI 26-50				RPI 51-100				RPI 101+ Team's RPI: 158			
RPI	S	Opponent	Score	RPI	S	Opponent	Score	RPI	S	Opponent	Score	RPI	S	Opponent	Score
4	A	Louisville	56 91					58	H	Belmont	63 65	106	A	Chattanooga	82 87
								58	N	Belmont	56 63	149	N	Eastern Wash.	58 61
								62	A	Purdue	58 60	162	A	Southern Ill.	72 84
								79	N	Saint Mary's (CA)	58 69	163	A	SIUE	70 73
												163	H	SIUE	72 64
												163	N	SIUE	69 67
												165	H	N.C. A&T	76 63
												166	A	Jacksonville St.	61 57
												175	H	Northwestern	63 71
												191	A	Morehead St.	75 88
												191	H	Morehead St.	76 81
												221	A	Arkansas St.	73 84
												230	A	Southeast Mo. St.	69 68
												230	H	Southeast Mo. St.	72 65
												230	N	Southeast Mo. St.	63 60
												250	A	Austin Peay	62 69
												250	H	Austin Peay	100 66
												294	A	Murray St.	97 80
												294	H	Murray St.	85 67
												304	H	Western Caro.	62 54
												312	A	Tennessee Tech	67 51
												315	A	Eastern Ky.	72 54
												315	H	Eastern Ky.	77 49
												330	H	Tennessee St.	80 68
												345	A	Eastern Ill.	72 44
												345	H	Eastern Ill.	85 57

				LAST 12 Division I GAMES:											
				58	N	Belmont	56 63	163	H	SIUE	72 64				
				163	N	SIUE	69 67	230	H	Southeast Mo. St.	72 65				
				230	N	Southeast Mo. St.	63 60	315	A	Eastern Ky.	72 54				
				230	A	Southeast Mo. St.	69 68	294	H	Murray St.	85 67				
				191	A	Morehead St.	75 88	250	H	Austin Peay	100 66				
				345	H	Eastern Ill.	85 57	312	A	Tennessee Tech	67 51				

Non-Div I Games: Rhodes 90 49 Ala.-Huntsville 104 73

UT Martin

Loss, Non-Conf, S Site, H Home A Away N Neutral

U
T
E
P

U
T
E
P

UTEP

Average RPI Win:	285	WON-LOST	WINNING	LAST 10	STRENGTH OF	OPP. STRENGTH	TEAM	ADJ.	CONF.	ADJ CONF.
Average RPI Loss:	213	RECORD	PCT. RANK	GAMES	SCHEDULE	OF SCHEDULE	RPI	RPI	RPI	RPI
DIV. I ONLY	11- 16	226	4- 6	341	328	308	308	31	31	
DIV. I NON-CONF.	7- 5	132	0- 0	308	291	225	225	31	31	

TOTALS	RPI 1-25	RPI 26-50	W-L RECORDS	RPI 51-100	RPI 101-999	RPI 201+				
11- 16	0- 0	0- 1	OVERALL	0- 1	11- 14	11- 11				
9- 5	0- 0	0- 1	HOME	0- 0	9- 4	9- 3				
2- 10	0- 0	0- 0	AWAY	0- 1	2- 9	2- 8				
0- 1	0- 0	0- 0	NEUTRAL	0- 0	0- 1	0- 0				
7- 5	0- 0	0- 1	NON-CONFERENCE	0- 1	7- 3	7- 3				
6- 1	0- 0	0- 1	HOME	0- 0	6- 0	6- 0				
1- 4	0- 0	0- 0	AWAY	0- 1	1- 3	1- 3				
0- 0	0- 0	0- 0	NEUTRAL	0- 0	0- 0	0- 0				
4- 11	0- 0	0- 0	CONFERENCE	0- 0	4- 11	4- 8				
3- 4	0- 0	0- 0	HOME	0- 0	3- 4	3- 3				
1- 6	0- 0	0- 0	AWAY	0- 0	1- 6	1- 5				
0- 1	0- 0	0- 0	NEUTRAL	0- 0	0- 1	0- 0				

RPI	S	Opponent	Score	RPI	S	Opponent	Score	RPI	S	Opponent	Score	RPI	S	Opponent	Score	Team's RPI: 308
49	H	Southern California	64 71	57	A	Oklahoma St.	38 80	193	A	CSU Bakersfield	30 71	193	H	CSU Bakersfield	64 67	
								193	N	CSU Bakersfield	59 70	205	A	Wisconsin	54 82	
								206	A	Seattle U	56 64	206	H	Seattle U	69 67	
								223	A	New Mexico St.	56 72	223	H	New Mexico St.	77 79	
								229	A	A&M-Corpus Christi	41 71	229	H	A&M-Corpus Christi	56 53	
								243	H	Prairie View	78 62	249	A	Grand Canyon	58 59	
								249	H	Grand Canyon	59 65	252	A	Texas Tech	64 80	
								259	H	UTSA	70 58	276	H	Massachusetts	67 59	
								283	A	UMKC	59 79	283	H	UMKC	52 54	
								285	A	North Dakota St.	82 79	286	H	Canisius	63 46	
								324	A	Utah Valley	60 69	324	H	Utah Valley	71 64	
								336	H	Florida A&M	51 38	346	A	Chicago St.	69 62	
								346	H	Chicago St.	81 44					
LAST 12 Division I GAMES:																
193	N	CSU Bakersfield	59 70	193	A	CSU Bakersfield	30 71									
223	A	New Mexico St.	56 72	249	A	Grand Canyon	58 59									
346	A	Chicago St.	69 62	223	H	New Mexico St.	77 79									
283	A	UMKC	59 79	346	H	Chicago St.	81 44									
324	H	Utah Valley	71 64	206	A	Seattle U	56 64									
206	H	Seattle U	69 67	324	A	Utah Valley	60 69									

Non-Div I Games: Texas Lutheran 78 43 Concordia (TX) 67 49 Trinity (TX) 62 57

UTRGV

Loss, Non-Conf, S Site, H Home A Away N Neutral

U
T
S
A

U
T
S
A

Non-Div I Games:	Sul Ross St.	97	47	Tex. A&M-Commerce	60	69
------------------	--------------	----	----	-------------------	----	----

Average RPI Win:	179	WON-LOST	WINNING	LAST 10	STRENGTH OF	OPP. STRENGTH	TEAM	ADJ.	CONF.	ADJ CONF.
Average RPI Loss:	62	RECORD	PCT. RANK	GAMES	SCHEDULE	OF SCHEDULE	RPI	RPI	RPI	RPI
DIV. I ONLY	17- 13	133	3- 7	130	59	114	114	5	5	
DIV. I NON-CONF.	9- 2	33	0- 0	184	188	54	54	3	3	

TOTALS	RPI 1-25	RPI 26-50	W-L RECORDS	RPI 51-100	RPI 101-999	RPI 201+				
17- 13	0- 4	0- 4	OVERALL	3- 2	14- 3	5- 0				
10- 6	0- 2	0- 2	HOME	2- 1	8- 1	3- 0				
7- 6	0- 2	0- 2	AWAY	1- 1	6- 1	2- 0				
0- 1	0- 0	0- 0	NEUTRAL	0- 0	0- 1	0- 0				
9- 2	0- 0	0- 0	NON-CONFERENCE	2- 1	7- 1	3- 0				
7- 0	0- 0	0- 0	HOME	2- 0	5- 0	2- 0				
2- 2	0- 0	0- 0	AWAY	0- 1	2- 1	1- 0				
0- 0	0- 0	0- 0	NEUTRAL	0- 0	0- 0	0- 0				
8- 11	0- 4	0- 4	CONFERENCE	1- 1	7- 2	2- 0				
3- 6	0- 2	0- 2	HOME	0- 1	3- 1	1- 0				
5- 4	0- 2	0- 2	AWAY	1- 0	4- 0	1- 0				
0- 1	0- 0	0- 0	NEUTRAL	0- 0	0- 1	0- 0				

RPI 1-25				RPI 26-50				RPI 51-100				RPI 101+				Team's RPI: 114
RPI	S	Opponent	Score	RPI	S	Opponent	Score	RPI	S	Opponent	Score	RPI	S	Opponent	Score	
7	H	Oregon	68 84	42	H	Oregon St.	58 69	55	A	Arizona St.	58 56	113	A	Washington St.	81 79	
10	A	UCLA	71 78	44	A	Cal i forn i a	73 84	55	H	Arizona St.	81 83	113	H	Washington St.	54 50	
10	H	UCLA	74 81	49	A	Southern Cal i forn i a	52 53	62	H	Purdue	81 68	141	A	Col orado	78 74	
13	A	Stanford	49 70	49	H	Southern Cal i forn i a	47 58	79	H	Saint Mary's (CA)	74 63	141	H	Col orado	65 69	
								94	A	Al abama	60 65	141	N	Col orado	56 66	
												151	A	Weber St.	85 58	
												157	A	BYU	68 77	
												173	H	Oral Roberts	71 50	
												174	H	Nevada	87 61	
												177	H	UT Ar lington	71 41	
												198	A	Washi ngton	74 65	
												198	H	Washi ngton	81 46	
												238	H	Pepperdi ne	89 65	
												275	A	Ari zona	80 56	
												275	H	Ari zona	89 55	
												313	H	Incarnate Word	90 31	
												316	A	Utah St.	79 44	

LAST 12 Di v i s i o n I GAMES:																
141	N	Col orado	56 66	13	A	Stanford	49 70									
10	A	UCLA	71 78	141	A	Col orado	78 74									
49	A	Southern Cal i forn i a	52 53	141	H	Col orado	65 69									
198	H	Washi ngton	81 46	7	H	Oregon	68 84									
113	H	Washi ngton St.	54 50	42	H	Oregon St.	58 69									
44	A	Cal i forn i a	73 84	275	A	Ari zona	80 56									

Non-Di v I Games:

Utah

Average RPI Win: 219

Average RPI Loss: 167

WON-LOST
RECORDWINNING
PCT. RANKLAST 10
GAMESSTRENGTH OF
SCHEDULEOPP. STRENGTH
OF SCHEDULETEAM
RPIADJ.
RPICONF.
RPIADJ CONF.
RPIDIV. I ONLY
DIV. I NON-CONF.6- 23
1- 9316
3183- 7
0- 0231
256166
317316
331316
33116
1416
14

TOTALS

RPI 1-25

RPI 26-50

W-L RECORDS

RPI 51-100

RPI 101-999

RPI 201+

6- 23

0- 0

0- 1

OVERALL

0- 6

6- 16

3- 7

5- 7

0- 0

0- 0

HOME

0- 3

5- 4

3- 1

1- 13

0- 0

0- 0

AWAY

0- 3

1- 10

0- 4

0- 3

0- 0

0- 1

NEUTRAL

0- 0

0- 2

0- 2

1- 9

0- 0

0- 1

NON-CONFERENCE

0- 0

1- 8

0- 4

0- 3

0- 0

0- 0

HOME

0- 0

0- 3

0- 1

1- 4

0- 0

0- 0

AWAY

0- 0

1- 4

0- 2

0- 2

0- 0

0- 1

NEUTRAL

0- 0

0- 1

0- 1

5- 14

0- 0

0- 0

CONFERENCE

0- 6

5- 8

3- 3

5- 4

0- 0

0- 0

HOME

0- 3

5- 1

3- 0

0- 9

0- 0

0- 0

AWAY

0- 3

0- 6

0- 2

0- 1

0- 0

0- 0

NEUTRAL

0- 0

0- 1

0- 1

RPI 1-25

RPI 26-50

RPI 51-100

RPI 101+

Team's RPI: 316

RPI S Opponent Score

RPI S Opponent Score

RPI S Opponent Score

RPI S Opponent Score

42 N Oregon St. 55 94

76 A Wyoming 44 61

112 A Boise St. 60 68

76 H Wyoming 46 64

112 H Boise St. 42 64

89 A New Mexico 47 80

114 H Utah 44 79

89 H New Mexico 50 74

116 A Colorado St. 45 56

92 A UNLV 58 68

142 A Idaho St. 44 64

92 H UNLV 54 63

145 A Fresno St. 56 57

145 H Fresno St. 60 52

157 A BYU 76 69

174 A Nevada 78 85

174 H Nevada 79 57

181 H Denver 72 74

196 A UC Irvine 84 87

212 N Montana St. 52 64

270 H San Diego St. 62 58

275 H Arizona 49 65

277 A San Jose St. 66 79

277 H San Jose St. 86 78

289 A Air Force 50 57

289 H Air Force 57 55

289 N Air Force 54 68

324 A Utah Valley 43 61

329 A Southern Utah 67 70

LAST 12 Division I GAMES:

289 N Air Force 54 68 112 A Boise St. 60 68

92 A UNLV 58 68 76 H Wyoming 46 64

277 H San Jose St. 86 78 89 A New Mexico 47 80

289 H Air Force 57 55 145 H Fresno St. 60 52

174 A Nevada 78 85 289 A Air Force 50 57

89 H New Mexico 50 74 76 A Wyoming 44 61

Utah St.

Average RPI Win:	283	WON-LOST	WINNING	LAST 10	STRENGTH OF	OPP. STRENGTH	TEAM	ADJ.	CONF.	ADJ CONF.
Average RPI Loss:	215	RECORD	PCT. RANK	GAMES	SCHEDULE	OF SCHEDULE	RPI	RPI	RPI	RPI
DIV. I ONLY	9- 19	270	2- 8	333	327	324	324	31	31	
DIV. I NON-CONF.	4- 9	249	0- 0	306	280	320	320	31	31	

TOTALS	RPI 1-25	RPI 26-50	W-L RECORDS	RPI 51-100	RPI 101-999	RPI 201+				
9- 19	0- 0	0- 1	OVERALL	0- 0	9- 18	8- 11				
7- 6	0- 0	0- 0	HOME	0- 0	7- 6	6- 4				
2- 12	0- 0	0- 0	AWAY	0- 0	2- 1	2- 0				
0- 1	0- 0	0- 0	NEUTRAL	0- 0	0- 1	0- 1				
4- 9	0- 0	0- 1	NON-CONFERENCE	0- 0	4- 8	3- 3				
4- 2	0- 0	0- 0	HOME	0- 0	4- 2	3- 1				
0- 7	0- 0	0- 1	AWAY	0- 0	0- 6	0- 2				
0- 0	0- 0	0- 0	NEUTRAL	0- 0	0- 0	0- 0				
5- 10	0- 0	0- 0	CONFERENCE	0- 0	5- 10	5- 8				
3- 4	0- 0	0- 0	HOME	0- 0	3- 4	3- 3				
2- 5	0- 0	0- 0	AWAY	0- 0	2- 5	2- 4				
0- 1	0- 0	0- 0	NEUTRAL	0- 0	0- 1	0- 1				

RPI 1-25				RPI 26-50				RPI 51-100				RPI 101+				Team's RPI: 324
RPI	S	Opponent	Score	RPI	S	Opponent	Score	RPI	S	Opponent	Score	RPI	S	Opponent	Score	
				42	A	Oregon St.	41 98					142	H	Idaho St.	58 70	
												147	H	Cal Poly	89 70	
												149	A	Eastern Wash.	41 61	
												151	A	Weber St.	57 75	
												157	A	BYU	54 75	
												181	A	Denver	53 72	
												193	A	CSU Bakersfield	58 63	
												193	H	CSU Bakersfield	60 64	
												206	A	Seattle U	53 83	
												206	H	Seattle U	75 77	
												223	A	New Mexico St.	51 59	
												223	H	New Mexico St.	72 82	
												238	A	Pepperdine	44 71	
												249	A	Grand Canyon	61 81	
												249	H	Grand Canyon	84 64	
												249	N	Grand Canyon	56 72	
												283	A	UMKC	66 59	
												283	H	UMKC	68 65	
												289	H	Air Force	59 56	
												308	A	UTRGV	64 71	
												308	H	UTRGV	69 60	
												316	H	Utah St.	61 43	
												318	A	Portland	64 71	
												319	H	Cal St. Fullerton	36 73	
												329	H	Southern Utah	69 61	
												346	A	Chicago St.	68 30	
												346	H	Chicago St.	74 84	

LAST 12 Division I GAMES:																
				249	N	Grand Canyon	56 72	283	H	UMKC	68 65					
				206	A	Seattle U	53 83	346	H	Chicago St.	74 84					
				249	H	Grand Canyon	84 64	206	H	Seattle U	75 77					
				193	H	CSU Bakersfield	60 64	249	A	Grand Canyon	61 81					
				308	A	UTRGV	64 71	223	H	New Mexico St.	72 82					
				223	A	New Mexico St.	51 59	308	H	UTRGV	69 60					

Non-Div I Games: Antelope Valley 78 54 Dixie St. 72 63

Utah Valley

Loss, Non-Conf, S Site, H Home A Away N Neutral

Average RPI Win:	250	WON-LOST	WINNING	LAST 10	STRENGTH OF	OPP. STRENGTH	TEAM	ADJ.	CONF.	ADJ CONF.
Average RPI Loss:	145	RECORD	PCT. RANK	GAMES	SCHEDULE	OF SCHEDULE	RPI	RPI	RPI	RPI
DIV. I ONLY	7- 22	299	3- 7	156	191	281	281	13	13	
DIV. I NON-CONF.	3- 9	280	0- 0	202	280	279	279	10	10	

TOTALS	RPI 1-25	RPI 26-50	W-L RECORDS	RPI 51-100	RPI 101-999	RPI 201+				
7- 22	0- 0	0- 3	OVERALL	0- 6	7- 13	5- 6				
5- 7	0- 0	0- 0	HOME	0- 4	5- 3	3- 1				
1- 13	0- 0	0- 0	AWAY	0- 0	1- 1	1- 0				
1- 2	0- 0	0- 1	NEUTRAL	0- 1	1- 0	1- 0				
3- 9	0- 0	0- 2	NON-CONFERENCE	0- 2	3- 5	3- 4				
2- 2	0- 0	0- 0	HOME	0- 1	2- 1	2- 1				
0- 5	0- 0	0- 1	AWAY	0- 0	0- 4	0- 3				
1- 2	0- 0	0- 1	NEUTRAL	0- 1	1- 0	1- 0				
4- 13	0- 0	0- 1	CONFERENCE	0- 4	4- 8	2- 2				
3- 5	0- 0	0- 0	HOME	0- 3	3- 2	1- 0				
1- 8	0- 0	0- 1	AWAY	0- 1	1- 6	1- 2				
0- 0	0- 0	0- 0	NEUTRAL	0- 0	0- 0	0- 0				

RPI 1-25				RPI 26-50				RPI 51-100				RPI 101+ Team's RPI: 281			
RPI	S	Opponent	Score	RPI	S	Opponent	Score	RPI	S	Opponent	Score	RPI	S	Opponent	Score
34	A	Dayton	64 74	64				61	N	Penn	52 82	110	H	George Mason	42 65
41	A	Minnesota	63 108	41				74	A	Duquesne	71 80	121	H	Saint Louis	88 84
47	N	Mercer	54 70	47	N			74	H	Duquesne	51 70	126	A	Radford	62 79
								78	H	George Washi ngton	39 61	137	A	Sai nt Joseph' s	41 79
								84	H	Fordham	54 64	137	A	Sai nt Joseph' s	63 72
								99	H	Georgetown	59 71	137	H	Sai nt Joseph' s	56 54
												184	A	Davi dson	63 69
												199	A	Ri chmond	54 59
												199	H	Ri chmond	68 77
												217	H	Norfol k St.	52 66
												220	A	UNCG	61 74
												246	A	La Salle	57 62
												251	A	UNCW	67 83
												257	H	St. Bonaventure	77 75
												276	A	Massachusetts	75 79
												279	H	Ol d Domi ni on	68 39
												302	N	Long Beach St.	69 59
												306	A	Georgi a St.	56 61
												322	H	Coppi n St.	62 47
												334	A	Rhode Isl and	61 49
LAST 12 Division I GAMES:															
137	A	Saint Joseph' s	63 72	74	A	Duquesne	71 80								
184	A	Davi dson	63 69	34	A	Dayton	64 74								
121	H	Saint Louis	88 84	137	H	Sai nt Joseph' s	56 54								
199	A	Ri chmond	54 59	199	H	Ri chmond	68 77								
110	H	George Mason	42 65	246	A	La Salle	57 62								
257	H	St. Bonaventure	77 75	276	A	Massachusetts	75 79								

Non-Div I Games:

VCU

Average RPI Win:	137	WON-LOST	WINNING	LAST 10	STRENGTH OF	OPP. STRENGTH	TEAM	ADJ.	CONF.	ADJ CONF.
Average RPI Loss:	63	RECORD	PCT. RANK	GAMES	SCHEDULE	OF SCHEDULE	RPI	RPI	RPI	RPI
DIV. I ONLY	7- 24	310	2- 8	7	11	152	152	2	2	
DIV. I NON-CONF.	4- 10	267	0- 0	21	23	148	148	2	2	

TOTALS	RPI 1-25	RPI 26-50	W-L RECORDS	RPI 51-100	RPI 101-999	RPI 201+				
7- 24	0- 10	0- 5	OVERALL	2- 2	5- 7	1- 1				
4- 11	0- 6	0- 2	HOME	1- 1	3- 2	1- 0				
3- 10	0- 4	0- 2	AWAY	1- 1	2- 3	0- 0				
0- 3	0- 0	0- 1	NEUTRAL	0- 0	0- 2	0- 1				
4- 10	0- 3	0- 2	NON-CONFERENCE	1- 1	3- 4	1- 1				
2- 5	0- 1	0- 1	HOME	0- 1	2- 2	1- 0				
2- 3	0- 2	0- 0	AWAY	1- 0	1- 1	0- 0				
0- 2	0- 0	0- 1	NEUTRAL	0- 0	0- 1	0- 1				
3- 14	0- 7	0- 3	CONFERENCE	1- 1	2- 3	0- 0				
2- 6	0- 5	0- 1	HOME	1- 0	1- 0	0- 0				
1- 7	0- 2	0- 2	AWAY	0- 1	1- 2	0- 0				
0- 1	0- 0	0- 0	NEUTRAL	0- 0	0- 1	0- 0				

RPI 1-25				RPI 26-50				RPI 51-100				RPI 101+				Team's RPI: 152
RPI	S	Opponent	Score	RPI	S	Opponent	Score	RPI	S	Opponent	Score	RPI	S	Opponent	Score	
4	A	Louisville	57 79	26	A	Georgia	55 67	58	H	Belmont	74 111	101	A	Auburn	60 63	
5	H	Mississippi St.	50 95	26	H	Georgia	52 81	78	A	George Washington	69 59	105	H	Iowa St.	77 74	
9	A	Tennessee	73 86	28	A	LSU	65 85	86	H	Kentucky	70 55	111	H	Middle Tenn.	54 65	
9	H	Tennessee	64 74	37	N	Syracuse	78 84	94	A	Alabama	75 77	121	A	Saint Louis	74 69	
11	H	South Carolina	82 95	45	H	Ball St.	79 88					124	A	Tulane	59 71	
15	H	Texas A&M	67 91									144	H	Arkansas	78 73	
16	H	NC State	72 83									144	N	Arkansas	76 88	
21	A	Central Mich.	75 92									167	A	Ole Miss	75 72	
24	A	Missouri	68 83									178	A	Florida	71 88	
24	H	Missouri	70 81									192	H	Memphis	60 71	
												205	N	Wisconsin	71 73	
												258	H	Lipscomb	92 82	

LAST 12 Division I GAMES:																
144	N	Arkansas	76 88	26	A	Georgia	55 67	9	H	Tennessee	64 74	167	A	Ole Miss	75 72	
144	H	Arkansas	78 73	9	H	Tennessee	64 74	15	H	Texas A&M	67 91	94	A	Alabama	75 77	
24	A	Missouri	68 83	15	H	Texas A&M	67 91	11	H	South Carolina	82 95					
178	A	Florida	71 88	50	H	Mississippi St.	50 95									
5	H	Mississippi St.	50 95													
101	A	Auburn	60 63													

Non-Div I Games:

Vanderbilt

Average RPI Win: 232	WON-LOST RECORD	WINNING PCT. RANK	LAST 10 GAMES	STRENGTH OF SCHEDULE	OPP. STRENGTH OF SCHEDULE	TEAM RPI	ADJ. RPI	CONF. RPI	ADJ CONF. RPI
Average RPI Loss: 166									
DIV. I ONLY	7- 22	299	2- 8	173	242	295	295	20	20
DIV. I NON-CONF.	2- 10	300	0- 0	245	185	330	330	24	24

TOTALS	RPI 1-25	RPI 26-50	W-L RECORDS	RPI 51-100	RPI 101-999	RPI 201+			
7- 22	0- 0	0- 1	OVERALL	1- 6	6- 15	4- 7			
5- 10	0- 0	0- 0	HOME	1- 3	4- 7	3- 3			
2- 11	0- 0	0- 0	AWAY	0- 0	2- 0	1- 0			
0- 1	0- 0	0- 0	NEUTRAL	0- 1	0- 0	0- 0			
2- 10	0- 0	0- 1	NON-CONFERENCE	0- 2	2- 7	2- 5			
2- 5	0- 0	0- 0	HOME	0- 2	2- 3	2- 2			
0- 5	0- 0	0- 1	AWAY	0- 0	0- 4	0- 3			
0- 0	0- 0	0- 0	NEUTRAL	0- 0	0- 0	0- 0			
5- 12	0- 0	0- 0	CONFERENCE	1- 4	4- 8	2- 2			
3- 5	0- 0	0- 0	HOME	1- 1	2- 4	1- 1			
2- 6	0- 0	0- 0	AWAY	0- 2	2- 4	1- 1			
0- 1	0- 0	0- 0	NEUTRAL	0- 1	0- 0	0- 0			

RPI S Opponent Score	RPI S Opponent Score	RPI S Opponent Score	RPI S Opponent Score
	50 A Miami (FL) 49 73	52 H American 62 64	120 A Dartmouth 56 66
		68 H James Madison 56 68	133 A Hartford 52 91
		71 A Maine 55 64	133 H Hartford 53 47
		71 H Maine 47 79	143 H Northeastern 66 71
		82 A Albany (NY) 55 67	161 A Binghamton 38 52
		82 H Albany (NY) 62 57	161 H Binghamton 48 62
		82 N Albany (NY) 42 60	180 A New Hampshire 58 53
			180 H New Hampshire 49 52
			188 A Stony Brook 57 80
			188 H Stony Brook 49 55
			211 H Columbia 66 73
			232 H Boston U. 41 57
			240 A Holy Cross 53 64
			253 A Rider 49 64
			268 H Howard 88 65
			287 H Central Conn. St. 62 48
			300 A FIU 70 80
			323 A UMBC 72 58
			323 H UMBC 51 52
			348 A UMass Lowell 60 65
			348 H UMass Lowell 63 55
LAST 12 Division I GAMES:			
82 N Albany (NY) 42 60	82 H Albany (NY) 62 57	180 A New Hampshire 58 53	323 H UMBC 51 52
188 H Stony Brook 49 55	180 A New Hampshire 58 53	323 H UMBC 51 52	161 H Binghamton 48 62
71 H Maine 47 79	323 H UMBC 51 52	82 A Albany (NY) 55 67	133 H Hartford 53 47
133 A Hartford 52 91	161 H Binghamton 48 62		
161 A Binghamton 38 52	82 A Albany (NY) 55 67		
348 A UMass Lowell 60 65	133 H Hartford 53 47		

Non-Div I Games: Norwich 75 31

Vermont

Average RPI Win:	134	WON-LOST	WINNING	LAST 10	STRENGTH OF	OPP. STRENGTH	TEAM	ADJ.	CONF.	ADJ CONF.
Average RPI Loss:	60	RECORD	PCT. RANK	GAMES	SCHEDULE	OF SCHEDULE	RPI	RPI	RPI	RPI
DIV. I ONLY	22- 8	51	7- 3	49	71	30	30	6	6	
DIV. I NON-CONF.	10- 1	15	0- 0	26	116	9	9	6	6	

TOTALS	RPI 1-25	RPI 26-50	W-L RECORDS	RPI 51-100	RPI 101-999	RPI 201+				
22- 8	2- 3	2- 1	OVERALL	5- 3	13- 1	7- 0				
9- 3	2- 1	1- 0	HOME	2- 1	4- 1	2- 0				
10- 4	0- 2	1- 1	AWAY	1- 1	8- 0	4- 0				
3- 1	0- 0	0- 0	NEUTRAL	2- 1	1- 0	1- 0				
10- 1	1- 0	1- 0	NON-CONFERENCE	2- 1	6- 0	3- 0				
2- 1	1- 0	0- 0	HOME	0- 1	1- 0	0- 0				
5- 0	0- 0	1- 0	AWAY	0- 0	4- 0	2- 0				
3- 0	0- 0	0- 0	NEUTRAL	2- 0	1- 0	1- 0				
12- 7	1- 3	1- 1	CONFERENCE	3- 2	7- 1	4- 0				
7- 2	1- 1	1- 0	HOME	2- 0	3- 1	2- 0				
5- 4	0- 2	0- 1	AWAY	1- 1	4- 0	2- 0				
0- 1	0- 0	0- 0	NEUTRAL	0- 1	0- 0	0- 0				

RPI 1-25				RPI 26-50				Team's RPI: 30				RPI 51-100				RPI 101+			
RPI	S	Opponent	Score	RPI	S	Opponent	Score	RPI	S	Opponent	Score	RPI	S	Opponent	Score	RPI	S	Opponent	Score
18	H	Duke	64 55	29	A	Princeton	62 59	52	N	American	65 60	122	A	Seton Hall	67 59				
20	A	DePaul	66 71	48	A	Creighton	54 69	61	H	Penn	77 79	122	H	Seton Hall	59 53				
20	H	DePaul	84 58	48	H	Creighton	55 48	68	N	James Madison	60 57	130	A	Butler	69 67				
25	A	Marquette	69 90					75	A	St. John's (NY)	64 70	130	H	Butler	53 76				
25	H	Marquette	57 67					75	H	St. John's (NY)	69 52	133	A	Hartford	71 53				
								99	A	Georgetown	60 58	137	H	Saint Joseph's	79 44				
								99	H	Georgetown	68 67	182	A	Temple	69 65				
								99	N	Georgetown	58 63	208	N	Lehigh	62 42				
												219	A	Providence	63 55				
												219	H	Providence	70 43				
												224	A	Xavier	89 50				
												224	H	Xavier	75 57				
												246	A	La Salle	76 49				
												272	A	Fairfield	73 44				
LAST 12 Division I GAMES:																			
				99	N	Georgetown	58 63	75	H	St. John's (NY)	69 52								
				48	H	Creighton	55 48	99	H	Georgetown	68 67								
				219	H	Providence	70 43	130	A	Butler	69 67								
				20	A	DePaul	66 71	224	A	Xavier	89 50								
				25	A	Marquette	69 90	25	H	Marquette	57 67								
				122	H	Seton Hall	59 53	20	H	DePaul	84 58								

Non-Div I Games:

Villanova

Average RPI Win:	125	WON-LOST	WINNING	LAST 10	STRENGTH OF	OPP. STRENGTH	TEAM	ADJ.	CONF.	ADJ CONF.
Average RPI Loss:	22	RECORD	PCT. RANK	GAMES	SCHEDULE	OF SCHEDULE	RPI	RPI	RPI	RPI
DIV. I ONLY	18- 13	122	4- 6	3	4	31	31	1	1	
DIV. I NON-CONF.	7- 6	165	0- 0	15	28	75	75	1	1	

TOTALS	RPI 1-25	RPI 26-50	W-L RECORDS	RPI 51-100	RPI 101-999	RPI 201+				
18- 13	1- 8	1- 4	OVERALL	6- 1	10- 0	4- 0				
10- 6	0- 3	1- 2	HOME	2- 1	7- 0	3- 0				
5- 6	1- 4	0- 2	AWAY	2- 0	2- 0	1- 0				
3- 1	0- 1	0- 0	NEUTRAL	2- 0	1- 0	0- 0				
7- 6	0- 2	0- 3	NON-CONFERENCE	2- 1	5- 0	3- 0				
5- 3	0- 1	0- 1	HOME	1- 1	4- 0	3- 0				
0- 3	0- 1	0- 2	AWAY	0- 0	0- 0	0- 0				
2- 0	0- 0	0- 0	NEUTRAL	1- 0	1- 0	0- 0				
11- 7	1- 6	1- 1	CONFERENCE	4- 0	5- 0	1- 0				
5- 3	0- 2	1- 1	HOME	1- 0	3- 0	0- 0				
5- 3	1- 3	0- 0	AWAY	2- 0	2- 0	1- 0				
1- 1	0- 1	0- 0	NEUTRAL	1- 0	0- 0	0- 0				

RPI 1-25				RPI 26-50				Team's RPI: 31				RPI 51-100				RPI 101+			
RPI	S	Opponent	Score	RPI	S	Opponent	Score	RPI	S	Opponent	Score	RPI	S	Opponent	Score	RPI	S	Opponent	Score
2	H	Notre Dame	69 83	26	H	Georgia	61 64	51	H	Harvard	50 48	108	A	Wake Forest	48 41				
2	N	Notre Dame	47 83	34	A	Dayton	46 61	54	N	Indiana	82 72	115	N	Ohio	77 59				
4	A	Louisville	39 51	37	H	Syracuse	68 63	65	A	Virginia Tech	64 62	117	H	North Carolina	82 70				
4	H	Louisville	41 77	40	A	Rutgers	43 52	65	H	Virginia Tech	61 52	154	H	Hampton	66 62				
5	A	Mississippi St.	53 68	50	H	Miami (FL)	62 77	67	A	Georgia Tech	62 56	168	H	Clemson	70 41				
8	A	Florida St.	62 77					67	N	Georgia Tech	60 58	183	H	Pittsburgh	62 50				
16	A	NC State	73 63					74	H	Duquesne	63 74	209	A	Boston College	68 57				
17	H	Maryland	59 60									220	H	UNCG	68 50				
18	A	Duke	48 55									265	H	Manhattan	69 47				
												287	H	Central Conn. St.	103 59				

LAST 12 Division I GAMES:																			
		2 N Notre Dame	47 83			65 A Virginia Tech	64 62												
		67 N Georgia Tech	60 58			8 A Florida St.	62 77												
		108 A Wake Forest	48 41			4 H Louisville	41 77												
		4 A Louisville	39 51			67 A Georgia Tech	62 56												
		50 H Miami (FL)	62 77			117 H North Carolina	82 70												
		2 H Notre Dame	69 83			65 H Virginia Tech	61 52												

Non-Div I Games:

Virginia

Average RPI Win: 158	WON-LOST RECORD	WINNING PCT. RANK	LAST 10 GAMES	STRENGTH OF SCHEDULE	OPP. STRENGTH OF SCHEDULE	TEAM RPI	ADJ. RPI	CONF. RPI	ADJ CONF. RPI
Average RPI Loss: 40									
DIV. I ONLY	18- 13	122	4- 6	35	32	65	65	1	1
DIV. I NON-CONF.	11- 2	22	0- 0	164	149	56	56	1	1

TOTALS	RPI 1-25	RPI 26-50	W-L RECORDS	RPI 51-100	RPI 101-999	RPI 201+			
18- 13	0- 6	4- 4	OVERALL	1- 1	13- 2	6- 0			
11- 4	0- 2	1- 2	HOME	1- 0	9- 0	4- 0			
5- 6	0- 3	1- 2	AWAY	0- 0	4- 1	2- 0			
2- 3	0- 1	2- 0	NEUTRAL	0- 1	0- 1	0- 0			
11- 2	0- 0	2- 0	NON-CONFERENCE	0- 1	9- 1	5- 0			
7- 0	0- 0	1- 0	HOME	0- 0	6- 0	3- 0			
3- 0	0- 0	0- 0	AWAY	0- 0	3- 0	2- 0			
1- 2	0- 0	1- 0	NEUTRAL	0- 1	0- 1	0- 0			
7- 11	0- 6	2- 4	CONFERENCE	1- 0	4- 1	1- 0			
4- 4	0- 2	0- 2	HOME	1- 0	3- 0	1- 0			
2- 6	0- 3	1- 2	AWAY	0- 0	1- 1	0- 0			
1- 1	0- 1	1- 0	NEUTRAL	0- 0	0- 0	0- 0			

RPI 1-25				RPI 26-50				RPI 51-100				RPI 101+			
RPI	S	Opponent	Score	RPI	S	Opponent	Score	RPI	S	Opponent	Score	RPI	S	Opponent	Score
2	A	Notre Dame	59 89	31	A	Virginia	52 61	63	N	West Virginia	61 79	101	H	Auburn	72 63
4	A	Louisville	56 67	31	H	Virginia	62 64	67	H	Georgia Tech	68 62	106	A	Chattanooga	64 44
4	N	Louisville	70 73	37	A	Syracuse	73 64					108	A	Wake Forest	56 73
8	A	Florida St.	62 107	37	N	Syracuse	85 70					117	A	North Carolina	90 74
16	H	NC State	51 68	43	N	Drexel	79 67					126	H	Radford	68 42
18	H	Duke	75 86	46	H	UCF	86 69					130	N	Butler	77 79
				50	A	Miami (FL)	46 76					168	H	Clemson	53 45
				50	H	Miami (FL)	78 82					183	H	Pittsburgh	89 66

Team's RPI: 65															
LAST 12 Division I GAMES:															
		4 N Louisville	70 73			31 H Virginia	62 64								
		37 N Syracuse	85 70			117 A North Carolina	90 74								
		50 A Miami (FL)	46 76			37 A Syracuse	73 64								
		2 A Notre Dame	59 89			50 H Miami (FL)	78 82								
		168 H Clemson	53 45			67 H Georgia Tech	68 62								
		108 A Wake Forest	56 73			31 A Virginia	52 61								

Non-Div I Games:

Virginia Tech

Average RPI Win:	294	WON-LOST	WINNING	LAST 10	STRENGTH OF	OPP. STRENGTH	TEAM	ADJ.	CONF.	ADJ CONF.
Average RPI Loss:	198	RECORD	PCT. RANK	GAMES	SCHEDULE	OF SCHEDULE	RPI	RPI	RPI	RPI
DIV. I ONLY	5- 23	327	3- 7	238	313	328	328	29	29	
DIV. I NON-CONF.	1- 9	318	0- 0	142	226	305	305	29	29	

TOTALS	RPI 1-25	RPI 26-50	W-L RECORDS	RPI 51-100	RPI 101-999	RPI 201+				
5- 23	0- 0	0- 1	OVERALL	0- 3	5- 19	5- 12				
4- 8	0- 0	0- 1	HOME	0- 0	4- 7	4- 4				
1- 15	0- 0	0- 0	AWAY	0- 3	1- 12	1- 8				
0- 0	0- 0	0- 0	NEUTRAL	0- 0	0- 0	0- 0				
1- 9	0- 0	0- 1	NON-CONFERENCE	0- 3	1- 5	1- 2				
1- 2	0- 0	0- 1	HOME	0- 0	1- 1	1- 0				
0- 7	0- 0	0- 0	AWAY	0- 3	0- 4	0- 2				
0- 0	0- 0	0- 0	NEUTRAL	0- 0	0- 0	0- 0				
4- 14	0- 0	0- 0	CONFERENCE	0- 0	4- 14	4- 10				
3- 6	0- 0	0- 0	HOME	0- 0	3- 6	3- 4				
1- 8	0- 0	0- 0	AWAY	0- 0	1- 8	1- 6				
0- 0	0- 0	0- 0	NEUTRAL	0- 0	0- 0	0- 0				

W
a
g
n
e
rW
a
g
n
e
r

RPI 1-25				RPI 26-50				RPI 51-100				RPI 101+ Team's RPI: 328			
RPI	S	Opponent	Score	RPI	S	Opponent	Score	RPI	S	Opponent	Score	RPI	S	Opponent	Score
				29	H	Princeton	37 58	65	A	Virginia Tech	32 99	109	A	Saint Francis (PA)	55 86
								68	A	James Madison	45 68	109	H	Saint Francis (PA)	76 79
								82	A	Albany (NY)	44 89	134	A	Robert Morris	46 49
												134	H	Robert Morris	52 58
												180	H	New Hampshire	53 65
												182	A	Temple	36 70
												188	A	Stony Brook	50 69
												234	A	Lafayette	52 70
												248	A	Sacred Heart	49 61
												248	H	Sacred Heart	55 72
												261	A	LIU Brooklyn	69 74
												261	H	LIU Brooklyn	52 44
												274	A	St. Francis Brooklyn	76 80
												274	H	St. Francis Brooklyn	50 47
												280	A	Towson	42 64
												282	A	Fairleigh Dickinson	61 62
												282	H	Fairleigh Dickinson	64 74
												287	A	Central Conn. St.	56 59
												287	H	Central Conn. St.	64 66
												293	A	Mt. St. Mary's	56 79
												293	H	Mt. St. Mary's	69 68
												298	A	Bryant	75 66
												298	H	Bryant	60 70
												344	H	Longwood	60 43
LAST 12 Division I GAMES:															
				109	A	Saint Francis (PA)	55 86	248	A	Sacred Heart	49 61				
				134	A	Robert Morris	46 49	261	H	LIU Brooklyn	52 44				
				293	H	Mt. St. Mary's	69 68	274	H	St. Francis Brooklyn	50 47				
				298	H	Bryant	60 70	293	A	Mt. St. Mary's	56 79				
				287	H	Central Conn. St.	64 66	109	H	Saint Francis (PA)	76 79				
				282	A	Fairleigh Dickinson	61 62	134	H	Robert Morris	52 58				

Non-Div I Games: Staten Island 63 58

Wagner

Average RPI Win:	179	WON-LOST	WINNING	LAST 10	STRENGTH OF	OPP. STRENGTH	TEAM	ADJ.	CONF.	ADJ CONF.
Average RPI Loss:	55	RECORD	PCT. RANK	GAMES	SCHEDULE	OF SCHEDULE	RPI	RPI	RPI	RPI
DIV. I ONLY	14- 17	206	4- 6	56	25	108	108	1	1	
DIV. I NON-CONF.	8- 5	111	0- 0	213	111	131	131	1	1	

TOTALS	RPI 1-25	RPI 26-50	W-L RECORDS	RPI 51-100	RPI 101-999	RPI 201+				
14- 17	0- 7	2- 5	OVERALL	1- 2	11- 3	6- 1				
6- 8	0- 4	1- 2	HOME	1- 0	4- 2	3- 0				
7- 6	0- 3	1- 1	AWAY	0- 2	6- 0	3- 0				
1- 3	0- 0	0- 2	NEUTRAL	0- 0	1- 1	0- 1				
8- 5	0- 0	1- 2	NON-CONFERENCE	0- 1	7- 2	5- 1				
5- 1	0- 0	1- 0	HOME	0- 0	4- 1	3- 0				
3- 2	0- 0	0- 1	AWAY	0- 1	3- 0	2- 0				
0- 2	0- 0	0- 1	NEUTRAL	0- 0	0- 1	0- 1				
6- 12	0- 7	1- 3	CONFERENCE	1- 1	4- 1	1- 0				
1- 7	0- 4	0- 2	HOME	1- 0	0- 1	0- 0				
4- 4	0- 3	1- 0	AWAY	0- 1	3- 0	1- 0				
1- 1	0- 0	0- 1	NEUTRAL	0- 0	1- 0	0- 0				

RPI 1-25				RPI 26-50				RPI 51-100				RPI 101+ Team's RPI: 108			
RPI	S	Opponent	Score	RPI	S	Opponent	Score	RPI	S	Opponent	Score	RPI	S	Opponent	Score
2	H	Notre Dame	73 96	31	H	Vi rgi ni a	41 48	65	H	Vi rgi ni a Tech	73 56	117	H	North Carolina	76 79
4	A	Louisville	52 89	37	H	Syracuse	61 71	67	A	Georgi a Tech	67 79	122	H	Seton Hall	57 67
8	H	Florida St.	79 81	38	H	Elon	53 51	93	A	Penn St.	58 68	168	A	Cl emson	61 55
16	A	NC State	61 74	40	A	Rutgers	51 65					170	H	Char lotte	71 69
16	H	NC State	68 82	41	N	Mi nnesota	81 93					183	A	Pi ttsburgh	58 49
18	A	Duke	51 59	50	A	Mi ami (FL)	61 50					183	N	Pi ttsburgh	72 38
18	H	Duke	67 80	50	N	Mi ami (FL)	60 68					199	A	Ri chmond	85 81
												209	A	Boston Col lege	67 59
												224	A	Xavier	62 57
												228	H	Texas Southern	73 56
												256	N	Hofstra	66 69
												262	H	Appal achi an St.	78 49
												263	A	Col . of Charleston	77 40
												267	H	UMES	92 50
LAST 12 Division I GAMES:															
				50	N	Mi ami (FL)	60 68	37	H	Syracuse	61 71				
				183	N	Pi ttsburgh	72 38	18	A	Duke	51 59				
				31	H	Vi rgi ni a	41 48	209	A	Boston Col lege	67 59				
				168	A	Cl emson	61 55	4	A	Loui svi lle	52 89				
				16	A	NC State	61 74	16	H	NC State	68 82				
				65	H	Vi rgi ni a Tech	73 56	67	A	Georgi a Tech	67 79				

Non-Div I Games:

Wake Forest

■ Loss,
 ■ Non-Conf,
 ■ S Site,
 ■ Home
 ■ A Away
 N Neutral

Average RPI Win:	176	WON-LOST	WINNING	LAST 10	STRENGTH OF	OPP. STRENGTH	TEAM	ADJ.	CONF.	ADJ CONF.
Average RPI Loss:	72	RECORD	PCT. RANK	GAMES	SCHEDULE	OF SCHEDULE	RPI	RPI	RPI	RPI
DIV. I ONLY	7- 23	303	0- 10	28	55	198	198	5	5	
DIV. I NON-CONF.	6- 5	153	0- 0	38	97	88	88	3	3	

TOTALS	RPI 1-25	RPI 26-50	W-L RECORDS	RPI 51-100	RPI 101-999	RPI 201+				
7- 23	0- 7	1- 6	OVERALL	0- 1	6- 9	3- 1				
5- 9	0- 3	0- 3	HOME	0- 0	5- 3	3- 0				
1- 11	0- 3	0- 2	AWAY	0- 1	1- 5	0- 1				
1- 3	0- 1	1- 1	NEUTRAL	0- 0	0- 1	0- 0				
6- 5	0- 2	1- 0	NON-CONFERENCE	0- 0	5- 3	3- 0				
4- 1	0- 0	0- 0	HOME	0- 0	4- 1	3- 0				
1- 2	0- 1	0- 0	AWAY	0- 0	1- 1	0- 0				
1- 2	0- 1	1- 0	NEUTRAL	0- 0	0- 1	0- 0				
1- 18	0- 5	0- 6	CONFERENCE	0- 1	1- 6	0- 1				
1- 8	0- 3	0- 3	HOME	0- 0	1- 2	0- 0				
0- 9	0- 2	0- 2	AWAY	0- 1	0- 4	0- 1				
0- 1	0- 0	0- 1	NEUTRAL	0- 0	0- 0	0- 0				

RPI 1-25				RPI 26-50				RPI 51-100				RPI 101+ Team's RPI: 198			
RPI	S	Opponent	Score	RPI	S	Opponent	Score	RPI	S	Opponent	Score	RPI	S	Opponent	Score
6	A	Ohio St.	76 85	42	A	Oregon St.	63 75	55	A	Arizona St.	41 61	112	A	Boise St.	62 85
7	A	Oregon	83 94	42	H	Oregon St.	57 95					113	A	Washington St.	75 78
7	H	Oregon	63 76	44	A	Cal i forn i a	60 69					113	H	Washi ngton St.	56 49
10	H	UCLA	69 86	44	H	Cal i forn i a	67 83					114	A	Utah	46 81
12	N	Texas	68 92	44	N	Cal i forn i a	68 71					114	H	Utah	65 74
13	A	Stanford	45 71	48	N	Creighton	67 64					117	N	North Carolina	78 90
13	H	Stanford	79 86	49	H	Southern Cal i forn i a	61 72					138	A	Idaho	81 69
												141	A	Col orado	56 76
												141	H	Col orado	61 66
												142	H	Idaho St.	59 79
												157	H	BYU	80 72
												206	H	Seattle U	84 76
												249	H	Grand Canyon	79 65
												275	A	Ari zona	70 72
												318	H	Portl and	93 67
LAST 12 Di v i s i o n I GAMES:															
				44	N	Cal i forn i a	68 71	7	H	Oregon	63 76				
				44	H	Cal i forn i a	67 83	275	A	Ari zona	70 72				
				13	H	Stanford	79 86	55	A	Arizona St.	41 61				
				114	A	Utah	46 81	49	H	Southern Cal i forn i a	61 72				
				141	A	Col orado	56 76	10	H	UCLA	69 86				
				42	H	Oregon St.	57 95	113	H	Washi ngton St.	56 49				

Non-Di v I Games:

Washi ngton

Average RPI Win:	133	WON-LOST	WINNING	LAST 10	STRENGTH OF	OPP. STRENGTH	TEAM	ADJ.	CONF.	ADJ CONF.
Average RPI Loss:	60	RECORD	PCT. RANK	GAMES	SCHEDULE	OF SCHEDULE	RPI	RPI	RPI	RPI
DIV. I ONLY	10- 20	255	1- 9	13	56	113	113	5	5	
DIV. I NON-CONF.	7- 5	132	0- 0	6	48	29	29	3	3	

TOTALS	RPI 1-25	RPI 26-50	W-L RECORDS	RPI 51-100	RPI 101-999	RPI 201+				
10- 20	0- 5	1- 7	OVERALL	1- 4	8- 4	1- 0				
4- 8	0- 2	0- 4	HOME	0- 1	4- 1	0- 0				
4- 10	0- 2	0- 2	AWAY	1- 3	3- 3	1- 0				
2- 2	0- 1	1- 1	NEUTRAL	0- 0	1- 0	0- 0				
7- 5	0- 1	1- 1	NON-CONFERENCE	1- 3	5- 0	0- 0				
2- 2	0- 0	0- 1	HOME	0- 1	2- 0	0- 0				
3- 2	0- 0	0- 0	AWAY	1- 2	2- 0	0- 0				
2- 1	0- 1	1- 0	NEUTRAL	0- 0	1- 0	0- 0				
3- 15	0- 4	0- 6	CONFERENCE	0- 1	3- 4	1- 0				
2- 6	0- 2	0- 3	HOME	0- 0	2- 1	0- 0				
1- 8	0- 2	0- 2	AWAY	0- 1	1- 3	1- 0				
0- 1	0- 0	0- 1	NEUTRAL	0- 0	0- 0	0- 0				

RPI 1-25				RPI 26-50				RPI 51-100				RPI 101+				Team's RPI: 113
RPI	S	Opponent	Score	RPI	S	Opponent	Score	RPI	S	Opponent	Score	RPI	S	Opponent	Score	
7	A	Oregon	56 89	32	H	Gonzaga	56 64	55	A	Arizona St.	51 77	107	N	ETSU	80 76	
7	H	Oregon	79 90	40	N	Rutgers	63 60	60	A	Nebraska	73 61	112	A	Boise St.	61 53	
10	H	UCLA	71 79	42	A	Oregon St.	53 71	66	A	UC Davis	76 91	114	A	Utah	50 54	
13	A	Stanford	57 70	42	H	Oregon St.	61 63	79	A	Saint Mary's (CA)	75 81	114	H	Utah	79 81	
14	N	South Fla.	45 82	44	A	Cal i forni a	60 66	86	H	Kentucky	68 73	121	H	Saint Loui s	85 63	
				44	H	Cal i forni a	54 67					131	A	San Franci sco	74 70	
				49	H	Southern Cal i forni a	72 73					141	A	Col orado	69 72	
				49	N	Southern Cal i forni a	44 47					141	H	Col orado	89 75	
LAST 12 Division I GAMES:																
				49	N	Southern Cal i forni a	44 47	55	A	Ari zona St.	51 77					
				44	H	Cal i forni a	54 67	275	A	Ari zona	78 60					
				141	A	Col orado	69 72	10	H	UCLA	71 79					
				114	A	Utah	50 54	49	H	Southern Cal i forni a	72 73					
				7	H	Oregon	79 90	198	A	Washi ngton	49 56					
				42	H	Oregon St.	61 63	198	H	Washi ngton	78 75					

Non-Div I Games:

Washington St.

Average RPI Win:	238	WON-LOST	WINNING	LAST 10	STRENGTH OF	OPP. STRENGTH	TEAM	ADJ.	CONF.	ADJ CONF.
Average RPI Loss:	135	RECORD	PCT. RANK	GAMES	SCHEDULE	OF SCHEDULE	RPI	RPI	RPI	RPI
DIV. I ONLY	18- 10	92	5- 5	300	172	151	151	19	19	
DIV. I NON-CONF.	6- 3	87	0- 0	302	168	169	169	13	13	

TOTALS	RPI 1-25	RPI 26-50	W-L RECORDS	RPI 51-100	RPI 101-999	RPI 201+				
18- 10	0- 1	1- 1	OVERALL	0- 0	17- 8	13- 2				
12- 2	0- 0	1- 0	HOME	0- 0	11- 2	10- 0				
6- 7	0- 1	0- 1	AWAY	0- 0	6- 5	3- 2				
0- 1	0- 0	0- 0	NEUTRAL	0- 0	0- 1	0- 0				
6- 3	0- 1	0- 0	NON-CONFERENCE	0- 0	6- 2	5- 0				
4- 1	0- 0	0- 0	HOME	0- 0	4- 1	4- 0				
2- 2	0- 1	0- 0	AWAY	0- 0	2- 1	1- 0				
0- 0	0- 0	0- 0	NEUTRAL	0- 0	0- 0	0- 0				
12- 7	0- 0	1- 1	CONFERENCE	0- 0	11- 6	8- 2				
8- 1	0- 0	1- 0	HOME	0- 0	7- 1	6- 0				
4- 5	0- 0	0- 1	AWAY	0- 0	4- 4	2- 2				
0- 1	0- 0	0- 0	NEUTRAL	0- 0	0- 1	0- 0				

RPI 1-25				RPI 26-50				RPI 51-100				RPI 101+				Team's RPI: 151
RPI	S	Opponent	Score	RPI	S	Opponent	Score	RPI	S	Opponent	Score	RPI	S	Opponent	Score	
7	A	Oregon	87 114	33	A	Northern Colo.	69 71					114	H	Utah	58 85	
				33	H	Northern Colo.	82 73					127	A	Portland St.	64 77	
												127	H	Portland St.	60 62	
												138	A	Idaho	105 88	
												142	A	Idaho St.	76 70	
												142	H	Idaho St.	84 73	
												142	N	Idaho St.	109 113	
												145	A	Fresno St.	78 81	
												149	A	Eastern Wash.	68 77	
												194	A	CSUN	64 61	
												203	A	North Dakota	67 80	
												203	H	North Dakota	80 69	
												212	H	Montana St.	85 69	
												235	H	Montana	89 73	
												238	H	Pepperdine	71 61	
												273	A	Sacramento St.	78 56	
												273	H	Sacramento St.	86 73	
												289	H	Air Force	62 52	
												305	A	Northern Ariz.	75 76	
												305	H	Northern Ariz.	77 63	
												313	H	Incarnate Word	79 55	
												318	A	Portland	91 70	
												324	H	Utah Valley	75 57	
												329	A	Southern Utah	77 64	
												329	H	Southern Utah	65 50	

LAST 12 Division I GAMES:																
				142	N	Idaho St.	109 113	127	H	Portland St.	60 62					
				212	H	Montana St.	85 69	33	A	Northern Colo.	69 71					
				235	H	Montana	89 73	203	A	North Dakota	67 80					
				138	A	Idaho	105 88	305	H	Northern Ariz.	77 63					
				149	A	Eastern Wash.	68 77	329	H	Southern Utah	65 50					
				273	H	Sacramento St.	86 73	142	H	Idaho St.	84 73					

Non-Div I Games: Westminster (UT) 64 58 Antelope Valley 80 70

Weber St.

Loss,
Non-Conf,
S Site,
H Home
A Away
N Neutral

Average RPI Win:	164	WON-LOST	WINNING	LAST 10	STRENGTH OF	OPP. STRENGTH	TEAM	ADJ.	CONF.	ADJ CONF.
Average RPI Loss:	35	RECORD	PCT. RANK	GAMES	SCHEDULE	OF SCHEDULE	RPI	RPI	RPI	RPI
DIV. I ONLY	21- 11	86	4- 6	57	53	63	63	4	4	
DIV. I NON-CONF.	12- 0	1	0- 0	171	174	19	19	5	5	

TOTALS	RPI 1-25	RPI 26-50	W-L RECORDS	RPI 51-100	RPI 101-999	RPI 201+				
21- 11	1- 5	1- 2	OVERALL	4- 4	15- 0	7- 0				
10- 6	0- 2	0- 1	HOME	0- 3	10- 0	6- 0				
6- 4	1- 2	0- 1	AWAY	2- 1	3- 0	1- 0				
5- 1	0- 1	1- 0	NEUTRAL	2- 0	2- 0	0- 0				
12- 0	1- 0	1- 0	NON-CONFERENCE	1- 0	9- 0	5- 0				
7- 0	0- 0	0- 0	HOME	0- 0	7- 0	5- 0				
1- 0	1- 0	0- 0	AWAY	0- 0	0- 0	0- 0				
4- 0	0- 0	1- 0	NEUTRAL	1- 0	2- 0	0- 0				
9- 11	0- 5	0- 2	CONFERENCE	3- 4	6- 0	2- 0				
3- 6	0- 2	0- 1	HOME	0- 3	3- 0	1- 0				
5- 4	0- 2	0- 1	AWAY	2- 1	3- 0	1- 0				
1- 1	0- 1	0- 0	NEUTRAL	1- 0	0- 0	0- 0				

RPI 1-25				RPI 26-50				RPI 51-100				Team's RPI: 63				RPI 101+			
RPI	S	Opponent	Score	RPI	S	Opponent	Score	RPI	S	Opponent	Score	RPI	S	Opponent	Score	RPI	S	Opponent	Score
3	A	Bayl or	54 80	35	A	Okl ahoma	57 76	57	A	Okl ahoma St.	73 79	105	A	Iowa St.	69 59				
3	H	Bayl or	72 83	35	H	Okl ahoma	77 79	57	H	Okl ahoma St.	69 79	105	H	Iowa St.	57 49				
12	A	Texas	58 79	43	N	Drexel	75 42	57	N	Okl ahoma St.	69 60	126	N	Radford	75 55				
12	H	Texas	55 73					65	N	Vi rgini a Tech	79 61	130	N	Butler	75 68				
12	N	Texas	55 68					69	A	TCU	87 82	183	H	Pi ttsburgh	73 52				
15	A	Texas A&M	70 56					69	H	TCU	74 76	186	A	Kansas	74 54				
								88	A	Kansas St.	75 66	186	H	Kansas	76 46				
								88	H	Kansas St.	52 60	191	H	Morehead St.	66 56				
												237	H	North Florida	87 59				
												252	A	Texas Tech	74 60				
												252	H	Texas Tech	82 52				
												271	H	Morgan St.	84 41				
												273	H	Sacramento St.	101 47				
												287	H	Central Conn. St.	102 52				
												322	H	Coppi n St.	101 43				

LAST 12 Division I GAMES:																			
12	N	Texas	55 68	186	H	Kansas	76 46												
57	N	Okl ahoma St.	69 60	252	A	Texas Tech	74 60												
3	A	Bayl or	54 80	12	H	Texas	55 73												
57	H	Okl ahoma St.	69 79	35	A	Okl ahoma	57 76												
88	A	Kansas St.	75 66	3	H	Bayl or	72 83												
35	H	Okl ahoma	77 79	252	H	Texas Tech	82 52												

Non-Div I Games:

West Virginia

Average RPI Win:	214	WON-LOST	WINNING	LAST 10	STRENGTH OF	OPP. STRENGTH	TEAM	ADJ.	CONF.	ADJ CONF.
Average RPI Loss:	167	RECORD	PCT. RANK	GAMES	SCHEDULE	OF SCHEDULE	RPI	RPI	RPI	RPI
DIV. I ONLY	3- 25	334	1- 8	97	250	304	304	17	17	
DIV. I NON-CONF.	2- 11	305	0- 0	129	341	298	298	16	16	

TOTALS	RPI 1-25	RPI 26-50	W-L RECORDS	RPI 51-100	RPI 101-999	RPI 201+				
3- 25	0- 1	0- 4	OVERALL	0- 0	3- 20	2- 8				
2- 10	0- 0	0- 1	HOME	0- 0	2- 9	1- 4				
1- 14	0- 1	0- 2	AWAY	0- 0	1- 11	1- 4				
0- 1	0- 0	0- 1	NEUTRAL	0- 0	0- 0	0- 0				
2- 11	0- 1	0- 1	NON-CONFERENCE	0- 0	2- 9	1- 5				
2- 3	0- 0	0- 0	HOME	0- 0	2- 3	1- 2				
0- 8	0- 1	0- 1	AWAY	0- 0	0- 6	0- 3				
0- 0	0- 0	0- 0	NEUTRAL	0- 0	0- 0	0- 0				
1- 14	0- 0	0- 3	CONFERENCE	0- 0	1- 11	1- 3				
0- 7	0- 0	0- 1	HOME	0- 0	0- 6	0- 2				
1- 6	0- 0	0- 1	AWAY	0- 0	1- 5	1- 1				
0- 1	0- 0	0- 1	NEUTRAL	0- 0	0- 0	0- 0				

RPI 1-25				RPI 26-50				RPI 51-100				RPI 101+ Team's RPI: 304			
RPI	S	Opponent	Score	RPI	S	Opponent	Score	RPI	S	Opponent	Score	RPI	S	Opponent	Score
11	A	South Carolina	43 101	26	A	Georgia	50 76					106	A	Chattanooga	32 47
				47	A	Mercer	50 72					106	H	Chattanooga	41 58
				47	H	Mercer	46 53					107	A	ETSU	50 66
				47	N	Mercer	44 75					107	H	ETSU	46 76
												126	H	Radford	39 27
												155	A	Samford	54 62
												155	H	Samford	32 50
												158	A	UT Martin	54 62
												165	A	N. C. A&T	59 68
												184	H	Dav idson	57 70
												187	A	High Point	69 75
												189	A	Furman	46 66
												189	H	Furman	59 68
												215	H	UNC Asheville	62 52
												220	A	UNCG	54 57
												220	H	UNCG	67 88
												227	A	Gardner-Webb	67 70
												260	A	Campbel l	51 58
												301	A	Wofford	68 62
												301	H	Wofford	48 54
												315	H	Eastern Ky.	59 62
												317	A	South Carolina St.	45 75
												336	H	Flori da A&M	63 80
LAST 12 Division I GAMES:															
				47	N	Mercer	44 75	107	H	ETSU	46 76				
				220	A	UNCG	54 57	106	H	Chattanooga	41 58				
				155	H	Samford	32 50	220	H	UNCG	67 88				
				47	H	Mercer	46 53	47	A	Mercer	50 72				
				189	A	Furman	46 66	155	A	Samford	54 62				
				301	A	Wofford	68 62	301	H	Wofford	48 54				

Non-Div I Games: Warren Wilson 114 54 Brevard 79 34

Western Caro.

Average RPI Win:	237	WON-LOST	WINNING	LAST 10	STRENGTH OF	OPP. STRENGTH	TEAM	ADJ.	CONF.	ADJ CONF.
Average RPI Loss:	86	RECORD	PCT. RANK	GAMES	SCHEDULE	OF SCHEDULE	RPI	RPI	RPI	RPI
DIV. I ONLY	19- 9	74	6- 3	217	164	100	100	12	12	
DIV. I NON-CONF.	8- 4	87	0- 0	291	230	130	130	17	17	

TOTALS	RPI 1-25	RPI 26-50	W-L RECORDS	RPI 51-100	RPI 101-999	RPI 201+				
19- 9	1- 0	0- 4	OVERALL	0- 2	18- 3	13- 1				
8- 3	0- 0	0- 1	HOME	0- 1	8- 1	6- 0				
10- 5	1- 0	0- 2	AWAY	0- 1	9- 2	6- 1				
1- 1	0- 0	0- 1	NEUTRAL	0- 0	1- 0	1- 0				
8- 4	1- 0	0- 1	NON-CONFERENCE	0- 0	7- 3	6- 1				
3- 1	0- 0	0- 0	HOME	0- 0	3- 1	3- 0				
5- 3	1- 0	0- 1	AWAY	0- 0	4- 2	3- 1				
0- 0	0- 0	0- 0	NEUTRAL	0- 0	0- 0	0- 0				
11- 5	0- 0	0- 3	CONFERENCE	0- 2	11- 0	7- 0				
5- 2	0- 0	0- 1	HOME	0- 1	5- 0	3- 0				
5- 2	0- 0	0- 1	AWAY	0- 1	5- 0	3- 0				
1- 1	0- 0	0- 1	NEUTRAL	0- 0	1- 0	1- 0				

RPI 1-25				RPI 26-50				RPI 51-100				Team's RPI: 100				RPI 101+			
RPI	S	Opponent	Score	RPI	S	Opponent	Score	RPI	S	Opponent	Score	RPI	S	Opponent	Score	RPI	S	Opponent	Score
13	A	Stanford	71 64	27	A	South Dakota St.	48 84	59	A	South Dakota	81 92	132	H	Milwaukee	67 77				
				27	H	South Dakota St.	42 70	59	H	South Dakota	58 82	146	A	Northern Ill.	94 96				
				27	N	South Dakota St.	51 80					150	A	Wichita St.	78 65				
				32	A	Gonzaga	65 80					173	A	Oral Roberts	85 63				
												173	H	Oral Roberts	56 49				
												181	A	Denver	77 61				
												181	H	Denver	118 93				
												230	H	Southeast Mo. St.	87 59				
												239	A	Illinois	77 67				
												241	A	Omaha	90 51				
												241	H	Omaha	103 68				
												241	N	Omaha	97 57				
												250	A	Austin Peay	81 68				
												269	A	Bradley	80 87				
												283	H	UMKC	90 71				
												285	A	North Dakota St.	77 60				
												285	H	North Dakota St.	97 72				
												325	A	Fort Wayne	100 64				
												325	H	Fort Wayne	91 44				
												346	A	Chi cago St.	83 45				
												346	H	Chi cago St.	71 54				
LAST 12 Division I GAMES:																			
				27	N	South Dakota St.	51 80	173	A	Oral Roberts	85 63								
				241	N	Omaha	97 57	59	A	South Dakota	81 92								
				181	A	Denver	77 61	285	H	North Dakota St.	97 72								
				285	A	North Dakota St.	77 60	181	H	Denver	118 93								
				27	H	South Dakota St.	42 70	27	A	South Dakota St.	48 84								
				241	H	Omaha	103 68	325	H	Fort Wayne	91 44								

Non-Div I Games: Illinois Col. 122 40 William Woods 96 57 Eureka 98 46

Western Ill.

Average RPI Win:	210	WON-LOST	WINNING	LAST 10	STRENGTH OF	OPP. STRENGTH	TEAM	ADJ.	CONF.	ADJ CONF.
Average RPI Loss:	85	RECORD	PCT. RANK	GAMES	SCHEDULE	OF SCHEDULE	RPI	RPI	RPI	RPI
DIV. I ONLY	22- 8	51	7- 3	128	143	56	56	18	18	
DIV. I NON-CONF.	8- 4	87	0- 0	74	45	43	43	20	20	

TOTALS	RPI 1-25	RPI 26-50	W-L RECORDS	RPI 51-100	RPI 101-999	RPI 201+				
22- 8	1- 2	1- 1	OVERALL	1- 2	19- 3	13- 1				
10- 1	0- 1	0- 0	HOME	0- 0	10- 0	8- 0				
6- 7	0- 1	0- 1	AWAY	0- 2	6- 3	3- 1				
6- 0	1- 0	1- 0	NEUTRAL	1- 0	3- 0	2- 0				
8- 4	1- 2	1- 1	NON-CONFERENCE	1- 1	5- 0	3- 0				
2- 1	0- 1	0- 0	HOME	0- 0	2- 0	2- 0				
2- 3	0- 1	0- 1	AWAY	0- 1	2- 0	1- 0				
4- 0	1- 0	1- 0	NEUTRAL	1- 0	1- 0	0- 0				
14- 4	0- 0	0- 0	CONFERENCE	0- 1	14- 3	10- 1				
8- 0	0- 0	0- 0	HOME	0- 0	8- 0	6- 0				
4- 4	0- 0	0- 0	AWAY	0- 1	4- 3	2- 1				
2- 0	0- 0	0- 0	NEUTRAL	0- 0	2- 0	2- 0				

RPI 1-25				RPI 26-50				RPI 51-100 Team's RPI: 56				RPI 101+			
RPI	S	Opponent	Score	RPI	S	Opponent	Score	RPI	S	Opponent	Score	RPI	S	Opponent	Score
2	H	Notre Dame	65 78	45	A	Ball St.	81 93	54	A	Indiana	71 73	102	A	Rice	58 73
22	A	Iowa	97 104	47	N	Mercer	67 62	70	A	UAB	61 79	111	A	Middle Tenn.	76 60
24	N	Missouri	79 76					83	N	Toledo	70 56	111	H	Middle Tenn.	57 43
												136	A	Louisiana Tech	74 64
												162	A	Southern Ill.	75 49
												170	H	Charlotte	83 61
												172	A	UTEP	75 80
												201	N	Stetson	66 58
												204	A	North Texas	79 65
												204	N	North Texas	77 61
												214	A	Southern Miss.	63 69
												214	H	Southern Miss.	81 60
												242	H	Fla. Atlantic	82 63
												259	H	UTSA	73 38
												259	N	UTSA	78 50
												279	H	Old Dominion	62 48
												300	H	FIU	101 47
												306	A	Georgia St.	74 63
												311	A	Marshall	86 66
												311	H	Marshall	77 50
												340	H	Mississippi Val.	87 48
												349	H	Evansville	92 54

LAST 12 Division I GAMES:															
204	N	North Texas	77 61	111	A	Middle Tenn.	76 60								
259	N	UTSA	78 50	102	A	Rice	58 73								
172	A	UTEP	75 80	279	H	Old Dominion	62 48								
214	A	Southern Miss.	63 69	242	H	Fla. Atlantic	82 63								
170	H	Charlotte	83 61	136	A	Louisiana Tech	74 64								
311	H	Marshall	77 50	204	A	North Texas	79 65								

Non-Div I Games: Lee 88 64

Western Ky.

Average RPI Win:	187	WON-LOST	WINNING	LAST 10	STRENGTH OF	OPP. STRENGTH	TEAM	ADJ.	CONF.	ADJ CONF.
Average RPI Loss:	63	RECORD	PCT. RANK	GAMES	SCHEDULE	OF SCHEDULE	RPI	RPI	RPI	RPI
DIV. I ONLY	15- 15	177	5- 5	66	85	97	97	8	8	
DIV. I NON-CONF.	4- 5	202	0- 0	139	58	124	124	8	8	

TOTALS	RPI 1-25	RPI 26-50	W-L RECORDS	RPI 51-100	RPI 101-999	RPI 201+				
15- 15	0- 5	1- 3	OVERALL	1- 5	13- 2	8- 0				
7- 4	0- 1	0- 1	HOME	1- 1	6- 1	4- 0				
6- 8	0- 3	0- 1	AWAY	0- 3	6- 1	4- 0				
2- 3	0- 1	1- 1	NEUTRAL	0- 1	1- 0	0- 0				
4- 5	0- 1	0- 1	NON-CONFERENCE	0- 3	4- 0	3- 0				
1- 0	0- 0	0- 0	HOME	0- 0	1- 0	1- 0				
2- 3	0- 1	0- 0	AWAY	0- 2	2- 0	2- 0				
1- 2	0- 0	0- 1	NEUTRAL	0- 1	1- 0	0- 0				
11- 10	0- 4	1- 2	CONFERENCE	1- 2	9- 2	5- 0				
6- 4	0- 1	0- 1	HOME	1- 1	5- 1	3- 0				
4- 5	0- 2	0- 1	AWAY	0- 1	4- 1	2- 0				
1- 1	0- 1	1- 0	NEUTRAL	0- 0	0- 0	0- 0				

RPI 1-25				RPI 26-50				RPI 51-100				Team's RPI: 97				RPI 101+			
RPI	S	Opponent	Score	RPI	S	Opponent	Score	RPI	S	Opponent	Score	RPI	S	Opponent	Score	RPI	S	Opponent	Score
19	A	Buffalo	49 71	40	N	Rutgers	64 75	64	A	Michigan St.	62 65	107	N	ETSU	87 79				
19	N	Buffalo	53 85	45	A	Ball St.	58 85	75	N	St. John's (NY)	48 76	115	H	Ohio	54 69				
21	A	Central Mich.	70 74	45	H	Ball St.	71 81	77	H	Miami (OH)	81 70	146	A	Northern Ill.	85 66				
21	H	Central Mich.	62 78	45	N	Ball St.	65 54	83	A	Toledo	68 69	146	H	Northern Ill.	88 83				
22	A	Iowa	56 79					83	H	Toledo	73 78	148	A	Kent St.	66 61				
								89	A	New Mexico	76 88	200	A	Eastern Mich.	67 69				
												200	H	Eastern Mich.	74 66				
												210	A	Bowling Green	81 67				
												210	H	Bowling Green	85 71				
												210	H	Bowling Green	67 58				
												223	A	New Mexico St.	64 55				
												225	A	Akron	59 51				
												225	H	Akron	76 60				
												307	A	Loyola Chi cago	65 47				
												326	H	Detroit Mercy	74 62				
LAST 12 Division I GAMES:																			
19	N	Buffalo	53 85	45	A	Ball St.	58 85	83	A	Toledo	68 69	45	A	Ball St.	71 81	210	A	Bowling Green	81 67
45	N	Ball St.	65 54	83	A	Toledo	68 69	210	A	Bowling Green	81 67	225	H	Akron	76 60	210	H	Bowling Green	85 71
210	H	Bowling Green	85 71	45	H	Ball St.	71 81	83	H	Toledo	73 78	210	A	Bowling Green	67 58	223	A	New Mexico St.	64 55
146	A	Northern Ill.	85 66	210	A	Bowling Green	81 67	225	H	Akron	76 60	307	A	Loyola Chi cago	65 47	326	H	Detroit Mercy	74 62
200	H	Eastern Mich.	74 66	21	H	Central Mich.	62 78												

Non-Div I Games: Goshen 87 36 Kentucky St. 85 50 Olivet 86 37

Western Mich.

Average RPI Win:	190	WON-LOST	WINNING	LAST 10	STRENGTH OF	OPP. STRENGTH	TEAM	ADJ.	CONF.	ADJ CONF.
Average RPI Loss:	95	RECORD	PCT. RANK	GAMES	SCHEDULE	OF SCHEDULE	RPI	RPI	RPI	RPI
DIV. I ONLY	14- 17	206	5- 5	98	84	150	150	7	7	
DIV. I NON-CONF.	5- 9	238	0- 0	79	123	194	194	7	7	

TOTALS	RPI 1-25	RPI 26-50	W-L RECORDS	RPI 51-100	RPI 101-999	RPI 201+				
14- 17	1- 2	0- 3	OVERALL	1- 7	12- 5	5- 1				
9- 5	1- 0	0- 0	HOME	1- 3	7- 2	4- 0				
4- 10	0- 2	0- 3	AWAY	0- 4	4- 1	1- 0				
1- 2	0- 0	0- 0	NEUTRAL	0- 0	1- 2	0- 1				
5- 9	0- 1	0- 2	NON-CONFERENCE	1- 5	4- 1	3- 1				
4- 2	0- 0	0- 0	HOME	1- 2	3- 0	3- 0				
0- 6	0- 1	0- 2	AWAY	0- 3	0- 0	0- 0				
1- 1	0- 0	0- 0	NEUTRAL	0- 0	1- 1	0- 1				
9- 8	1- 1	0- 1	CONFERENCE	0- 2	8- 4	2- 0				
5- 3	1- 0	0- 0	HOME	0- 1	4- 2	1- 0				
4- 4	0- 1	0- 1	AWAY	0- 1	4- 1	1- 0				
0- 1	0- 0	0- 0	NEUTRAL	0- 0	0- 1	0- 0				

RPI 1-25				RPI 26-50				RPI 51-100				RPI 101+				Team's RPI: 150
RPI	S	Opponent	Score	RPI	S	Opponent	Score	RPI	S	Opponent	Score	RPI	S	Opponent	Score	
1	A	UConn	43 124	27	A	South Dakota St.	64 96	57	A	Oklahoma St.	67 91	104	H	Cincinnati	69 75	
9	A	Tennessee	56 68	46	A	UCF	53 59	59	H	South Dakota	48 62	124	A	Tulane	64 56	
14	H	South Fla.	64 56	48	A	Creighton	61 66	80	A	Houston	55 73	124	H	Tulane	81 70	
								80	H	Houston	62 73	182	H	Temple	88 81	
								89	A	New Mexico	62 76	182	N	Temple	59 72	
								95	A	Missouri St.	71 94	192	A	Memphis	77 64	
								95	H	Missouri St.	72 58	192	H	Memphis	69 61	
								100	H	Western Ill.	65 78	195	A	East Carolina	67 77	
												196	N	UC Irvine	76 53	
												197	A	Tulsa	70 59	
												197	H	Tulsa	62 67	
												213	A	SMU	52 45	
												213	H	SMU	66 43	
												239	N	Illinois	67 68	
												283	H	UMKC	72 63	
												292	H	Alcorn	87 46	
												346	H	Chicago St.	66 63	

LAST 12 Division I GAMES:																
182	N	Temple	59 72	104	H	Cincinnati	69 75									
197	A	Tulsa	70 59	80	H	Houston	62 73									
124	H	Tulane	81 70	195	A	East Carolina	67 77									
213	A	SMU	52 45	192	A	Memphis	77 64									
182	H	Temple	88 81	14	H	South Fla.	64 56									
1	A	UConn	43 124	213	H	SMU	66 43									

Non-Div I Games:

Wichita St.

Average RPI Win:	221	WON-LOST	WINNING	LAST 10	STRENGTH OF	OPP. STRENGTH	TEAM	ADJ.	CONF.	ADJ CONF.
Average RPI Loss:	123	RECORD	PCT. RANK	GAMES	SCHEDULE	OF SCHEDULE	RPI	RPI	RPI	RPI
DIV. I ONLY	16- 14	155	2- 8	164	173	156	156	10	10	
DIV. I NON-CONF.	9- 2	33	0- 0	251	290	86	86	12	12	

TOTALS	RPI 1-25	RPI 26-50	W-L RECORDS	RPI 51-100	RPI 101-999	RPI 201+				
16- 14	0- 0	1- 4	OVERALL	0- 3	15- 7	10- 4				
9- 6	0- 0	1- 1	HOME	0- 1	8- 4	6- 3				
7- 7	0- 0	0- 2	AWAY	0- 2	7- 3	4- 1				
0- 1	0- 0	0- 1	NEUTRAL	0- 0	0- 0	0- 0				
9- 2	0- 0	0- 0	NON-CONFERENCE	0- 1	9- 1	5- 1				
5- 1	0- 0	0- 0	HOME	0- 0	5- 1	4- 1				
4- 1	0- 0	0- 0	AWAY	0- 1	4- 0	1- 0				
0- 0	0- 0	0- 0	NEUTRAL	0- 0	0- 0	0- 0				
7- 12	0- 0	1- 4	CONFERENCE	0- 2	6- 6	5- 3				
4- 5	0- 0	1- 1	HOME	0- 1	3- 3	2- 2				
3- 6	0- 0	0- 2	AWAY	0- 1	3- 3	3- 1				
0- 1	0- 0	0- 1	NEUTRAL	0- 0	0- 0	0- 0				

RPI 1-25				RPI 26-50				RPI 51-100				RPI 101+ Team's RPI: 156			
RPI	S	Opponent	Score	RPI	S	Opponent	Score	RPI	S	Opponent	Score	RPI	S	Opponent	Score
				38	A	El on	61 82	68	A	James Madi son	64 70	103	A	Del aware	59 68
				38	H	El on	81 75	68	H	James Madi son	41 86	103	H	Del aware	52 61
				38	N	El on	50 67	75	A	St. John' s (NY)	81 92	109	A	Saint Francis (PA)	92 86
				43	A	Drexel	34 54					143	A	Northeastern	46 64
				43	H	Drexel	58 65					143	H	Northeastern	71 53
												184	H	Davi dson	73 55
												195	A	East Carol ina	71 65
												199	A	Ri chmond	78 64
												217	H	Norfol k St.	74 80
												236	H	Loyol a Maryl and	70 49
												251	A	UNCW	66 53
												251	H	UNCW	49 64
												256	A	Hofstra	54 65
												256	H	Hofstra	63 53
												263	A	Col . of Charl eston	68 54
												263	H	Col . of Charl eston	79 66
												268	A	Howard	83 71
												272	H	Fai rfi el d	57 47
												279	H	Ol d Domi ni on	75 58
												280	A	Towson	75 63
												280	H	Towson	66 67
												303	H	USC Upstate	83 63
LAST 12 Division I GAMES:															
				38	N	El on	50 67	143	H	Northeastern	71 53				
				68	A	James Madi son	64 70	103	A	Del aware	59 68				
				38	A	El on	61 82	280	A	Towson	75 63				
				103	H	Del aware	52 61	68	H	James Madi son	41 86				
				43	A	Drexel	34 54	256	H	Hofstra	63 53				
				251	H	UNCW	49 64	263	H	Col . of Charl eston	79 66				

Non-Div I Games:

William & Mary

Average RPI Win:	332	WON-LOST	WINNING	LAST 10	STRENGTH OF	OPP. STRENGTH	TEAM	ADJ.	CONF.	ADJ CONF.
Average RPI Loss:	198	RECORD	PCT. RANK	GAMES	SCHEDULE	OF SCHEDULE	RPI	RPI	RPI	RPI
DIV. I ONLY	2- 27	344	1- 9	221	322	343	343	27	27	
DIV. I NON-CONF.	0- 10	337	0- 0	174	252	334	334	28	28	
<hr/>										
TOTALS	RPI 1-25	RPI 26-50	W-L RECORDS	RPI 51-100	RPI 101-999	RPI 201+				
2- 27	0- 1	0- 2	OVERALL	0- 3	2- 21	2- 16				
2- 11	0- 0	0- 0	HOME	0- 2	2- 9	2- 6				
0- 15	0- 1	0- 2	AWAY	0- 1	0- 11	0- 9				
0- 1	0- 0	0- 0	NEUTRAL	0- 0	0- 1	0- 1				
0- 10	0- 1	0- 2	NON-CONFERENCE	0- 1	0- 6	0- 5				
0- 4	0- 0	0- 0	HOME	0- 1	0- 3	0- 2				
0- 6	0- 1	0- 2	AWAY	0- 0	0- 3	0- 3				
0- 0	0- 0	0- 0	NEUTRAL	0- 0	0- 0	0- 0				
2- 17	0- 0	0- 0	CONFERENCE	0- 2	2- 15	2- 11				
2- 7	0- 0	0- 0	HOME	0- 1	2- 6	2- 4				
0- 9	0- 0	0- 0	AWAY	0- 1	0- 8	0- 6				
0- 1	0- 0	0- 0	NEUTRAL	0- 0	0- 1	0- 1				

RPI 1-25				RPI 26-50				RPI 51-100				RPI 101+ Team's RPI: 343			
RPI	S	Opponent	Score	RPI	S	Opponent	Score	RPI	S	Opponent	Score	RPI	S	Opponent	Score
18	A	Duke	30 101	38	A	El on	37 98	74	H	Duquesne	54 81	107	H	ETSU	63 74
				47	A	Mercer	45 93	87	A	Li berty	37 63	126	A	Radford	52 78
								87	H	Li berty	53 73	126	H	Radford	30 70
												187	A	High Point	40 77
												187	H	High Point	58 79
												215	A	UNC Asheville	51 63
												215	H	UNC Asheville	48 70
												225	A	Akron	43 69
												227	A	Gardner-Webb	55 68
												227	H	Gardner-Webb	59 66
												227	N	Gardner-Webb	57 68
												247	A	Presbyterian	45 78
												247	H	Presbyterian	58 64
												260	A	Campbell	45 57
												260	H	Campbell	48 72
												301	H	Wofford	68 73
												311	A	Marshall	40 70
												312	A	Tennessee Tech	41 70
												317	H	South Carolina St.	37 65
												320	A	Charleston So.	45 81
												320	H	Charleston So.	62 56
												344	A	Longwood	60 90
												344	H	Longwood	69 60
LAST 12 Division I GAMES:															
				227	N	Gardner-Webb	57 68			187	A	High Point	40 77		
				344	A	Longwood	60 90			227	A	Gardner-Webb	55 68		
				320	H	Charleston So.	62 56			247	H	Presbyterian	58 64		
				260	A	Campbell	45 57			215	A	UNC Asheville	51 63		
				87	H	Liberty	53 73			344	H	Longwood	69 60		
				126	H	Radford	30 70			227	H	Gardner-Webb	59 66		

Non-Div I Games: N. C. Wesleyan 94 50

Winthrop

Average RPI Win:	252	WON-LOST	WINNING	LAST 10	STRENGTH OF	OPP. STRENGTH	TEAM	ADJ.	CONF.	ADJ CONF.
Average RPI Loss:	164	RECORD	PCT. RANK	GAMES	SCHEDULE	OF SCHEDULE	RPI	RPI	RPI	RPI
DIV. I ONLY	7- 20	291	1- 9	246	188	301	301	17	17	
DIV. I NON-CONF.	4- 8	239	0- 0	298	280	300	300	16	16	

TOTALS	RPI 1-25	RPI 26-50	W-L RECORDS	RPI 51-100	RPI 101-999	RPI 201+				
7- 20	0- 1	0- 3	OVERALL	0- 0	7- 16	5- 9				
5- 8	0- 0	0- 1	HOME	0- 0	5- 7	3- 5				
2- 11	0- 1	0- 2	AWAY	0- 0	2- 8	2- 4				
0- 1	0- 0	0- 0	NEUTRAL	0- 0	0- 1	0- 0				
4- 8	0- 1	0- 1	NON-CONFERENCE	0- 0	4- 6	4- 6				
3- 3	0- 0	0- 0	HOME	0- 0	3- 3	3- 3				
1- 5	0- 1	0- 1	AWAY	0- 0	1- 3	1- 3				
0- 0	0- 0	0- 0	NEUTRAL	0- 0	0- 0	0- 0				
3- 12	0- 0	0- 2	CONFERENCE	0- 0	3- 10	1- 3				
2- 5	0- 0	0- 1	HOME	0- 0	2- 4	0- 2				
1- 6	0- 0	0- 1	AWAY	0- 0	1- 5	1- 1				
0- 1	0- 0	0- 0	NEUTRAL	0- 0	0- 1	0- 0				

RPI 1-25				RPI 26-50				RPI 51-100				RPI 101+ Team's RPI: 301			
RPI	S	Opponent	Score	RPI	S	Opponent	Score	RPI	S	Opponent	Score	RPI	S	Opponent	Score
11	A	South Carolina	60 94	26	A	Georgia	56 95					106	A	Chattanooga	46 76
				47	A	Mercer	39 80					106	H	Chattanooga	47 54
				47	H	Mercer	46 71					107	A	ETSU	53 82
												107	H	ETSU	58 61
												107	N	ETSU	64 78
												155	A	Samford	77 81
												155	H	Samford	58 46
												189	A	Furman	57 63
												189	H	Furman	79 48
												215	H	UNC Asheville	70 68
												220	A	UNCG	51 66
												220	H	UNCG	75 81
												222	A	Coastal Caro.	51 67
												227	A	Gardner-Webb	55 73
												237	H	North Florida	69 57
												241	H	Omaha	60 64
												251	H	UNCW	60 65
												263	A	Col. of Charleston	51 59
												304	A	Western Caro.	54 48
												304	H	Western Caro.	62 68
												320	H	Charleston So.	45 68
												321	H	N.C. Central	77 56
												343	A	Winthrop	73 68

LAST 12 Division I GAMES:															
				107	N	ETSU	64 78	47	A	Mercer	39 80				
				189	A	Furman	57 63	155	A	Samford	77 81				
				106	A	Chattanooga	46 76	189	H	Furman	79 48				
				107	A	ETSU	53 82	107	H	ETSU	58 61				
				220	H	UNCG	75 81	106	H	Chattanooga	47 54				
				304	H	Western Caro.	62 68	304	A	Western Caro.	54 48				

Non-Div I Games: Brevard 85 46 Southern Wesleyan 104 57 Bob Jones 96 54

Wofford

Loss, Non-Conf, S Site, H Home A Away N Neutral

Average RPI Win:	215	WON-LOST	WINNING	LAST 10	STRENGTH OF	OPP. STRENGTH	TEAM	ADJ.	CONF.	ADJ CONF.
Average RPI Loss:	80	RECORD	PCT. RANK	GAMES	SCHEDULE	OF SCHEDULE	RPI	RPI	RPI	RPI
DIV. I ONLY	21- 10	76	7- 3	135	162	85	85	11	11	
DIV. I NON-CONF.	7- 3	74	0- 0	252	196	105	105	15	15	

TOTALS	RPI 1-25	RPI 26-50	W-L RECORDS	RPI 51-100	RPI 101-999	RPI 201+				
21- 10	0- 4	0- 1	OVERALL	3- 1	18- 4	9- 1				
9- 3	0- 1	0- 0	HOME	0- 1	9- 1	6- 0				
8- 5	0- 2	0- 1	AWAY	2- 0	6- 2	3- 0				
4- 2	0- 1	0- 0	NEUTRAL	1- 0	3- 1	0- 1				
7- 3	0- 1	0- 1	NON-CONFERENCE	1- 0	6- 1	3- 1				
3- 0	0- 0	0- 0	HOME	0- 0	3- 0	3- 0				
2- 2	0- 1	0- 1	AWAY	1- 0	1- 0	0- 0				
2- 1	0- 0	0- 0	NEUTRAL	0- 0	2- 1	0- 1				
14- 7	0- 3	0- 0	CONFERENCE	2- 1	12- 3	6- 0				
6- 3	0- 1	0- 0	HOME	0- 1	6- 1	3- 0				
6- 3	0- 1	0- 0	AWAY	1- 0	5- 2	3- 0				
2- 1	0- 1	0- 0	NEUTRAL	1- 0	1- 0	0- 0				

RPI 1-25				RPI 26-50				RPI 51-100				Team's RPI: 85				RPI 101+			
RPI	S	Opponent	Score	RPI	S	Opponent	Score	RPI	S	Opponent	Score	RPI	S	Opponent	Score	RPI	S	Opponent	Score
23	A	Green Bay	68 75	26	A	Georgia	71 87	58	A	Belmont	91 81	123	A	Cleveland St.	70 71				
23	H	Green Bay	51 58					81	A	IUPUI	66 63	123	H	Cleveland St.	63 70				
23	N	Green Bay	44 62					81	H	IUPUI	61 64	123	N	Cleveland St.	83 61				
24	A	Missouri	80 82					81	N	IUPUI	60 52	132	A	Milwaukee	53 59				
												132	H	Milwaukee	56 51				
												139	A	Youngstown St.	69 59				
												139	H	Youngstown St.	73 50				
												148	A	Kent St.	72 60				
												190	A	Oakland	77 57				
												190	H	Oakland	80 75				
												199	N	Richmond	85 69				
												201	N	Stetson	64 59				
												219	N	Providence	69 74				
												254	A	Northern Ky.	68 63				
												254	H	Northern Ky.	73 60				
												312	H	Tennessee Tech	82 59				
												326	A	Detroit Mercy	88 60				
												326	H	Detroit Mercy	85 55				
												332	A	Ill. -Chicago	80 53				
												332	H	Ill. -Chicago	60 50				
												345	H	Eastern Ill.	81 46				
												346	H	Chicago St.	84 39				

LAST 12 Division I GAMES:																			
23	N	Green Bay	44 62	254	H	Northern Ky.	73 60												
81	N	IUPUI	60 52	190	H	Oakland	80 75												
123	N	Cleveland St.	83 61	326	H	Detroit Mercy	85 55												
332	A	Ill. -Chicago	80 53	23	A	Green Bay	68 75												
81	A	IUPUI	66 63	132	A	Milwaukee	53 59												
123	H	Cleveland St.	63 70	139	A	Youngstown St.	69 59												

Non-Div I Games: Northwestern Ohio 106 52 Cincinnati Christian 99 36

Wright St.

Average RPI Win: 174	WON-LOST RECORD	WINNING PCT. RANK	LAST 10 GAMES	STRENGTH OF SCHEDULE	OPP. STRENGTH OF SCHEDULE	TEAM RPI	ADJ. RPI	CONF. RPI	ADJ. CONF. RPI
Average RPI Loss: 155									
DIV. I ONLY	19- 10	87	7- 3	92	169	76	76	16	16
DIV. I NON-CONF.	5- 4	146	0- 0	22	239	61	61	14	14

TOTALS	RPI 1-25	RPI 26-50	W-L RECORDS	RPI 51-100	RPI 101-999	RPI 201+			
19- 10	0- 1	0- 0	OVERALL	5- 1	14- 8	6- 3			
10- 2	0- 0	0- 0	HOME	3- 0	7- 2	4- 0			
8- 5	0- 1	0- 0	AWAY	1- 0	7- 4	2- 3			
1- 3	0- 0	0- 0	NEUTRAL	1- 1	0- 2	0- 0			
5- 4	0- 1	0- 0	NON-CONFERENCE	1- 1	4- 2	1- 1			
3- 0	0- 0	0- 0	HOME	1- 0	2- 0	1- 0			
2- 2	0- 1	0- 0	AWAY	0- 0	2- 1	0- 1			
0- 2	0- 0	0- 0	NEUTRAL	0- 1	0- 1	0- 0			
14- 6	0- 0	0- 0	CONFERENCE	4- 0	10- 6	5- 2			
7- 2	0- 0	0- 0	HOME	2- 0	5- 2	3- 0			
6- 3	0- 0	0- 0	AWAY	1- 0	5- 3	2- 2			
1- 1	0- 0	0- 0	NEUTRAL	1- 0	0- 1	0- 0			

RPI	S	Opponent	Score	RPI	S	Opponent	Score	RPI	S	Opponent	Score	RPI	S	Opponent	Score
18	A	Duke	40 63					72	H	Drake	75 61	112	A	Boise St.	66 51
								81	N	IUPUI	59 65	112	H	Boise St.	63 67
								89	A	New Mexico	63 62	116	A	Colorado St.	53 49
								89	H	New Mexico	66 55	116	H	Colorado St.	53 64
								89	N	New Mexico	69 66	128	N	UNI	40 55
								92	H	UNLV	69 56	138	A	Idaho	70 64
												142	H	Idaho St.	61 53
												145	A	Fresno St.	47 60
												145	H	Fresno St.	74 57
												174	A	Nevada	65 62
												174	H	Nevada	66 60
												174	N	Nevada	63 67
												181	A	Denver	61 51
												212	A	Montana St.	46 50
												235	H	Montana	67 62
												270	A	San Diego St.	62 68
												270	H	San Diego St.	70 50
												277	A	San Jose St.	66 64
												277	H	San Jose St.	58 46
												289	A	Air Force	47 57
												316	A	Utah St.	64 46
												316	H	Utah St.	61 44
LAST 12 Division I GAMES:															
174	N	Nevada	63 67	277	A	San Jose St.	66 64								
89	N	New Mexico	69 66	270	H	San Diego St.	70 50								
112	H	Boise St.	63 67	92	H	UNLV	69 56								
289	A	Air Force	47 57	316	A	Utah St.	64 46								
145	H	Fresno St.	74 57	145	A	Fresno St.	47 60								
89	A	New Mexico	63 62	116	H	Colorado St.	53 64								

Non-Div I Games: Colo. Christian 62 33 Adams St. 73 47

Wyoming

Average RPI Win:	195	WON-LOST	WINNING	LAST 10	STRENGTH OF	OPP. STRENGTH	TEAM	ADJ.	CONF.	ADJ CONF.
Average RPI Loss:	109	RECORD	PCT. RANK	GAMES	SCHEDULE	OF SCHEDULE	RPI	RPI	RPI	RPI
DIV. I ONLY	15- 12	139	6- 4	131	123	125	125	9	9	
DIV. I NON-CONF.	7- 6	165	0- 0	235	224	179	179	9	9	

TOTALS	RPI 1-25	RPI 26-50	W-L RECORDS	RPI 51-100	RPI 101-999	RPI 201+				
15- 12	0- 0	1- 1	OVERALL	2- 5	12- 6	8- 1				
7- 5	0- 0	1- 0	HOME	1- 2	5- 3	4- 1				
8- 5	0- 0	0- 1	AWAY	1- 2	7- 2	4- 0				
0- 2	0- 0	0- 0	NEUTRAL	0- 1	0- 1	0- 0				
7- 6	0- 0	0- 0	NON-CONFERENCE	1- 2	6- 4	4- 1				
2- 3	0- 0	0- 0	HOME	0- 1	2- 2	2- 1				
5- 1	0- 0	0- 0	AWAY	1- 0	4- 1	2- 0				
0- 2	0- 0	0- 0	NEUTRAL	0- 1	0- 1	0- 0				
8- 6	0- 0	1- 1	CONFERENCE	1- 3	6- 2	4- 0				
5- 2	0- 0	1- 0	HOME	1- 1	3- 1	2- 0				
3- 4	0- 0	0- 1	AWAY	0- 2	3- 1	2- 0				
0- 0	0- 0	0- 0	NEUTRAL	0- 0	0- 0	0- 0				

RPI	S	Opponent	Score	RPI	S	Opponent	Score	RPI	S	Opponent	Score	RPI	S	Opponent	Score	Team's RPI: 125
29	A	Princeton	53 64	29	H	Princeton	73 59	51	A	Harvard	73 97	120	A	Dartmouth	57 39	
								51	H	Harvard	69 63	120	H	Dartmouth	62 64	
								54	H	Indiana	68 72	133	N	Hartford	70 78	
								61	A	Penn	52 64	153	H	Army West Point	65 82	
								61	H	Penn	54 69	161	A	Binghamton	73 69	
								66	N	UC Davis	61 71	171	A	Brown	71 81	
								69	A	TCU	82 72	171	H	Brown	77 63	
												186	A	Kansas	75 81	
												188	A	Stony Brook	77 71	
												211	A	Columbia	73 50	
												211	H	Columbia	66 59	
												219	H	Providence	51 55	
												261	H	LIU Brooklyn	62 51	
												266	A	Cornell	65 55	
												266	H	Cornell	69 56	
												287	A	Central Conn. St.	75 62	
												288	H	Colgate	82 56	
												347	A	Saint Peter's	70 49	

LAST 12 Division I GAMES:																
29	A	Princeton	53 64	266	A	Cornell	65 55	29	A	Princeton	73 59	51	A	Harvard	73 97	
61	A	Penn	52 64	211	A	Columbia	73 50	61	H	Penn	54 69	120	A	Dartmouth	57 39	
211	H	Columbia	66 59	61	H	Penn	54 69	120	A	Dartmouth	57 39	51	A	Harvard	73 97	
266	H	Cornell	69 56	29	A	Princeton	73 59	51	A	Harvard	73 97					
51	H	Harvard	69 63													
120	H	Dartmouth	62 64													

Non-Div I Games:

Yale

Youngstown St.				Through Games Of March 7, 2018						
Average RPI	Win: 230	WON-LOST RECORD	WINNING PCT. RANK	LAST 10 GAMES	STRENGTH OF SCHEDULE	OPP. STRENGTH OF SCHEDULE	TEAM RPI	ADJ. RPI	CONF. RPI	ADJ. CONF. RPI
Loss: 106										
DIV. I ONLY		14- 15	188	8- 2	101	183	139	139	11	11
DIV. I NON-CONF.		2- 7	286	0- 0	196	220	269	269	15	15

TOTALS	RPI 1-25		RPI 26-50		W-L RECORDS		RPI 51-100	RPI 101-999		RPI 201+
14- 15	0- 3		0- 0		OVERALL		1- 5	13- 7		8- 1
6- 6	0- 1		0- 0		HOME		0- 3	6- 2		4- 0
7- 8	0- 1		0- 0		AWAY		1- 2	6- 5		4- 1
1- 1	0- 1		0- 0		NEUTRAL		0- 0	1- 0		0- 0
2- 7	0- 0		0- 0		NON-CONFERENCE		0- 2	2- 5		2- 1
1- 2	0- 0		0- 0		HOME		0- 1	1- 1		1- 0
1- 5	0- 0		0- 0		AWAY		0- 1	1- 4		1- 1
0- 0	0- 0		0- 0		NEUTRAL		0- 0	0- 0		0- 0
12- 8	0- 3		0- 0		CONFERENCE		1- 3	11- 2		6- 0
5- 4	0- 1		0- 0		HOME		0- 2	5- 1		3- 0
6- 3	0- 1		0- 0		AWAY		1- 1	5- 1		3- 0
1- 1	0- 1		0- 0		NEUTRAL		0- 0	1- 0		0- 0

RPI 1-25					RPI 26-50					RPI 51-100					RPI 101+					Team's RPI: 139	
RPI	S	Opponent	Score		RPI	S	Opponent	Score		RPI	S	Opponent	Score		RPI	S	Opponent	Score			
23	A	Green Bay	56	65						52	A	American	72	78	109	A	Saint Francis (PA)	65	79		
23	H	Green Bay	42	67						81	A	IUPUI	70	67	123	A	Cleveland St.	66	52		
23	N	Green Bay	45	66						81	H	IUPUI	43	65	123	H	Cleveland St.	76	69		
										85	A	Wright St.	50	73	132	A	Milwaukee	61	62		
										85	H	Wright St.	59	69	132	H	Milwaukee	86	85		
										91	H	Bucknell	60	66	132	N	Milwaukee	62	58		
															134	A	Robert Morris	52	84		
															148	H	Kent St.	44	55		
															183	A	Pittsburgh	58	66		
															190	A	Oakland	86	76		
															190	H	Oakland	48	58		
															225	A	Akron	58	75		
															254	A	Northern Ky.	60	59		
															254	H	Northern Ky.	54	51		
															305	H	Northern Ari z.	69	67		
															307	A	Loyola Chicago	73	49		
															326	A	Detroit Mercy	72	52		
															326	H	Detroit Mercy	76	59		
															332	A	Ill. -Chicago	71	52		
															332	H	Ill. -Chicago	76	63		
LAST 12 Division I GAMES:																					
		23	N	Green Bay	45	66				332	A	Ill. -Chicago	71	52							
		132	N	Milwaukee	62	58				81	A	IUPUI	70	67							
		123	H	Cleveland St.	76	69				326	A	Detroit Mercy	72	52							
		254	A	Northern Ky.	60	59				190	A	Oakland	86	76							
		23	H	Green Bay	42	67				85	H	Wright St.	59	69							
		132	H	Milwaukee	86	85				254	H	Northern Ky.	54	51							

Non-Div I Games:	Ohio Valley	86	59	Penn St.-Beaver	97	40
------------------	-------------	----	----	-----------------	----	----

Youngstown St.

■ Loss, ■ Non-Conf, S Site, H Home A Away N Neutral