

Average RPI Win:	303	WON-LOST	WINNING	LAST 10	STRENGTH OF	OPP. STRENGTH	TEAM	ADJ.	CONF.	ADJ CONF.
Average RPI Loss:	173	RECORD	PCT. RANK	GAMES	SCHEDULE	OF SCHEDULE	RPI	RPI	RPI	RPI
DIV. I ONLY	10- 17	251	5- 5	259	320	280	280	27	27	
DIV. I NON-CONF.	1- 7	313	0- 0	48	332	282	282	27	27	
TOTALS	RPI 1-25	RPI 26-50	W-L RECORDS	RPI 51-100	RPI 101-150	RPI 150+				
10- 17	0- 1	0- 0	OVERALL	0- 3	0- 4	10- 9				
7- 5	0- 0	0- 0	HOME	0- 2	0- 2	7- 1				
2- 11	0- 1	0- 0	AWAY	0- 1	0- 2	2- 7				
1- 1	0- 0	0- 0	NEUTRAL	0- 0	0- 0	1- 1				
1- 7	0- 1	0- 0	NON-CONFERENCE	0- 1	0- 0	1- 5				
1- 2	0- 0	0- 0	HOME	0- 1	0- 0	1- 1				
0- 4	0- 1	0- 0	AWAY	0- 0	0- 0	0- 3				
0- 1	0- 0	0- 0	NEUTRAL	0- 0	0- 0	0- 1				
9- 10	0- 0	0- 0	CONFERENCE	0- 2	0- 4	9- 4				
6- 3	0- 0	0- 0	HOME	0- 1	0- 2	6- 0				
2- 7	0- 0	0- 0	AWAY	0- 1	0- 2	2- 4				
1- 0	0- 0	0- 0	NEUTRAL	0- 0	0- 0	1- 0				

RPI 1-25				RPI 26-50				RPI 51-100				RPI 101+ Team's RPI: 280			
RPI	S	Opponent	Score	RPI	S	Opponent	Score	RPI	S	Opponent	Score	RPI	S	Opponent	Score
21	A	Texas A&M	55 84					55	H	Toledo	60 76	106	A	Abilene Christian	64 72
								97	H	Central Ark.	41 49	106	H	Abilene Christian	59 72
								99	A	SFA	56 64	128	A	Lamar University	49 65
												128	H	Lamar University	63 74
												159	A	Rice	36 70
												168	A	Texas St.	50 57
												185	H	Texas Southern	64 61
												214	N	UC Santa Barbara	60 66
												219	A	New Orleans	54 75
												236	A	UTRGV	46 55
												236	H	UTRGV	65 68
												281	H	McNeese	77 66
												294	A	Nicholls St.	54 74
												294	H	Nicholls St.	65 60
												303	H	Northwestern St.	60 51
												303	N	Northwestern St.	57 46
												329	A	Southeastern La.	69 53
												329	H	Southeastern La.	77 61
												333	A	Incarnate Word	56 63
												333	H	Incarnate Word	68 65
												337	A	Houston Baptist	51 56
												337	H	Houston Baptist	68 51
												340	A	Sam Houston St.	63 37
LAST 12 Division I GAMES:															
303	N	Northwestern St.	57 46	333	A	Incarnate Word	56 63								
333	H	Incarnate Word	68 65	329	A	Southeastern La.	69 53								
337	H	Houston Baptist	68 51	337	A	Houston Baptist	51 56								
281	H	McNeese	77 66	106	H	Abilene Christian	59 72								
106	A	Abilene Christian	64 72	294	H	Nicholls St.	65 60								
128	H	Lamar University	63 74	128	A	Lamar University	49 65								

Non-Div I Games: Schreiner 73 44 Okla. Panhandle 66 40 Montana Tech 83 50

Average RPI Win: 260	WON-LOST	WINNING	LAST 10	STRENGTH OF	OPP. STRENGTH	TEAM	ADJ.	CONF.	ADJ CONF.
Average RPI Loss: 114	RECORD	PCT. RANK	GAMES	SCHEDULE	OF SCHEDULE	RPI	RPI	RPI	RPI
DIV. I ONLY	19- 8	68	9- 1	205	285	106	106	27	27
DIV. I NON-CONF.	3- 6	230	0- 0	86	105	187	187	27	27
TOTALS	RPI 1-25	RPI 26-50	W-L RECORDS	RPI 51-100	RPI 101-150	RPI 150+			
19- 8	0- 3	0- 0	OVERALL	2- 2	2- 0	15- 3			
10- 2	0- 0	0- 0	HOME	1- 1	2- 0	7- 1			
8- 6	0- 3	0- 0	AWAY	1- 1	0- 0	7- 2			
1- 0	0- 0	0- 0	NEUTRAL	0- 0	0- 0	1- 0			
3- 6	0- 3	0- 0	NON-CONFERENCE	0- 0	1- 0	2- 3			
2- 1	0- 0	0- 0	HOME	0- 0	1- 0	1- 1			
0- 5	0- 3	0- 0	AWAY	0- 0	0- 0	0- 2			
1- 0	0- 0	0- 0	NEUTRAL	0- 0	0- 0	1- 0			
16- 2	0- 0	0- 0	CONFERENCE	2- 2	1- 0	13- 0			
8- 1	0- 0	0- 0	HOME	1- 1	1- 0	6- 0			
8- 1	0- 0	0- 0	AWAY	1- 1	0- 0	7- 0			
0- 0	0- 0	0- 0	NEUTRAL	0- 0	0- 0	0- 0			

RPI 1-25				RPI 26-50				RPI 51-100				RPI 101+ Team's RPI: 106			
RPI	S	Opponent	Score	RPI	S	Opponent	Score	RPI	S	Opponent	Score	RPI	S	Opponent	Score
7	A	Baylor	34 79					97	A	Central Ark.	70 80	128	H	Lamar University	77 59
21	A	Texas A&M	45 71					97	H	Central Ark.	83 76	149	H	Omaha	73 66
24	A	Missouri	46 52					99	A	SFA	80 73	179	A	Wichita St.	62 81
								99	H	SFA	61 70	184	A	UTSA	68 71
												219	H	New Orleans	68 55
												236	H	UTRGV	70 54
												264	N	Murray St.	81 57
												280	A	A&M-Corpus Christi	72 59
												280	H	A&M-Corpus Christi	72 64
												281	H	McNeese	77 65
												294	A	Nicholls St.	89 73
												297	H	UMKC	68 71
												303	A	Northwestern St.	75 74
												303	H	Northwestern St.	79 57
												329	A	Southeastern La.	82 57
												333	A	Incarnate Word	75 66
												333	H	Incarnate Word	68 45
												337	A	Houston Baptist	89 60
												340	A	Sam Houston St.	72 39
												340	H	Sam Houston St.	78 56
LAST 12 Division I GAMES:															
337	A	Houston Baptist	89 60	303	H	Northwestern St.	79 57								
333	H	Incarnate Word	68 45	97	A	Central Ark.	70 80								
340	A	Sam Houston St.	72 39	340	H	Sam Houston St.	78 56								
280	H	A&M-Corpus Christi	72 64	280	A	A&M-Corpus Christi	72 59								
303	A	Northwestern St.	75 74	281	H	McNeese	77 65								
99	A	SFA	80 73	333	A	Incarnate Word	75 66								

Non-Div I Games: Harding 74 62 Sul Ross St. 106 58 Howard Payne 87 52

Abilene Christian

Loss, Non-Conf, S Site, H Home A Away N Neutral

Average RPI Win:	282	WON-LOST	WINNING	LAST 10	STRENGTH OF	OPP. STRENGTH	TEAM	ADJ.	CONF.	ADJ CONF.
Average RPI Loss:	163	RECORD	PCT. RANK	GAMES	SCHEDULE	OF SCHEDULE	RPI	RPI	RPI	RPI
DIV. I ONLY	4- 25	333	1- 9	202	211	322	322	13	13	
DIV. I NON-CONF.	2- 8	288	0- 0	291	307	326	326	15	15	
TOTALS	RPI 1-25	RPI 26-50	W-L RECORDS	RPI 51-100	RPI 101-150	RPI 150+				
4- 25	0- 0	0- 2	OVERALL	0- 3	0- 8	4- 12				
2- 12	0- 0	0- 1	HOME	0- 2	0- 5	2- 4				
2- 12	0- 0	0- 1	AWAY	0- 1	0- 3	2- 7				
0- 1	0- 0	0- 0	NEUTRAL	0- 0	0- 0	0- 1				
2- 8	0- 0	0- 0	NON-CONFERENCE	0- 0	0- 4	2- 4				
1- 4	0- 0	0- 0	HOME	0- 0	0- 3	1- 1				
1- 4	0- 0	0- 0	AWAY	0- 0	0- 1	1- 3				
0- 0	0- 0	0- 0	NEUTRAL	0- 0	0- 0	0- 0				
2- 17	0- 0	0- 2	CONFERENCE	0- 3	0- 4	2- 8				
1- 8	0- 0	0- 1	HOME	0- 2	0- 2	1- 3				
1- 8	0- 0	0- 1	AWAY	0- 1	0- 2	1- 4				
0- 1	0- 0	0- 0	NEUTRAL	0- 0	0- 0	0- 1				

RPI S	Opponent	Score	RPI S	Opponent	Score	RPI S	Opponent	Score	RPI S	Opponent	Score	Team's RPI: 322
48	A Boise St.	48 72	48	H Boise St.	59 69	53	H Colorado St.	35 72	105	A UNLV	38 52	
						98	A Wyoming	41 73	105	H UNLV	56 60	
						98	H Wyoming	54 66	108	A Colorado	68 95	
									111	H Vanderbilt	49 75	
									129	H Northern Colo.	44 71	
									135	H Navy	46 64	
									146	A Fresno St.	40 63	
									146	H Fresno St.	56 72	
									153	A New Mexico	64 81	
									156	A Army West Point	47 75	
									190	A Utah St.	62 65	
									190	H Utah St.	64 61	
									190	N Utah St.	40 46	
									200	A San Jose St.	74 86	
									200	H San Jose St.	67 83	
									235	H Weber St.	61 76	
									267	A San Diego St.	62 59	
									267	H San Diego St.	51 64	
									284	A Eastern Mich.	44 65	
									285	A Nevada	58 65	
									285	H Nevada	51 56	
									311	A Denver	52 65	
									332	H Utah Valley	64 53	
									339	A Fairleigh Dickinson	56 48	
LAST 12 Division I GAMES:												
190	N Utah St.	40 46	285	A Nevada	58 65	48	H Boise St.	59 69				
48	A Boise St.	48 72	153	A New Mexico	64 81	98	A Wyoming	41 73				
267	H San Diego St.	51 64	146	H Fresno St.	56 72	267	A San Diego St.	62 59				
190	H Utah St.	64 61										
105	A UNLV	38 52										
200	H San Jose St.	67 83										

Non-Div I Games:

Air Force

■ Loss,
 ■ Non-Conf,
 ■ S Site,
 ■ Home
 ■ A Away
 N Neutral

Average RPI Win:	259	WON-LOST	WINNING	LAST 10	STRENGTH OF	OPP. STRENGTH	TEAM	ADJ.	CONF.	ADJ CONF.
Average RPI Loss:	121	RECORD	PCT. RANK	GAMES	SCHEDULE	OF SCHEDULE	RPI	RPI	RPI	RPI
DIV. I ONLY	7- 21	306	0- 10	122	148	234	234	10	10	
DIV. I NON-CONF.	5- 4	143	0- 0	231	262	159	159	11	11	
TOTALS	RPI 1-25	RPI 26-50	W-L RECORDS	RPI 51-100	RPI 101-150	RPI 150+				
7- 21	0- 0	0- 2	OVERALL	1- 10	0- 3	6- 6				
1- 10	0- 0	0- 0	HOME	0- 5	0- 2	1- 3				
6- 10	0- 0	0- 1	AWAY	1- 5	0- 1	5- 3				
0- 1	0- 0	0- 1	NEUTRAL	0- 0	0- 0	0- 0				
5- 4	0- 0	0- 1	NON-CONFERENCE	0- 2	0- 1	5- 0				
0- 2	0- 0	0- 0	HOME	0- 1	0- 1	0- 0				
5- 1	0- 0	0- 0	AWAY	0- 1	0- 0	5- 0				
0- 1	0- 0	0- 1	NEUTRAL	0- 0	0- 0	0- 0				
2- 17	0- 0	0- 1	CONFERENCE	1- 8	0- 2	1- 6				
1- 8	0- 0	0- 0	HOME	0- 4	0- 1	1- 3				
1- 9	0- 0	0- 1	AWAY	1- 4	0- 1	0- 3				
0- 0	0- 0	0- 0	NEUTRAL	0- 0	0- 0	0- 0				

RPI 1-25				RPI 26-50				RPI 51-100				RPI 101+				Team's RPI: 234	
RPI	S	Opponent	Score	RPI	S	Opponent	Score	RPI	S	Opponent	Score	RPI	S	Opponent	Score		
				29	N	Elon	62 65	55	A	Toledo	37 65	118	A	Ball St.	70 80		
				44	A	Central Mich.	62 89	55	H	Toledo	57 61	118	H	Ball St.	63 90		
								70	A	Ohio	48 62	123	H	Duquesne	57 67		
								70	H	Ohio	69 85	160	A	Western Mich.	60 73		
								71	H	Bucknell	47 61	160	H	Western Mich.	57 73		
								81	A	Northern Ill.	84 55	246	A	Miami (OH)	49 54		
								85	A	Penn St.	71 84	246	H	Miami (OH)	62 66		
								91	A	Buffalo	51 81	253	A	Canisius	73 64		
								91	H	Buffalo	55 81	255	A	Bowling Green	50 86		
								96	A	Kent St.	69 73	255	H	Bowling Green	58 62		
								96	H	Kent St.	58 72	260	A	Georgia St.	78 66		
												270	A	Eastern Ky.	63 57		
												284	H	Eastern Mich.	80 62		
												319	A	Youngstown St.	76 74		
												345	A	Winthrop	80 59		
LAST 12 Division I GAMES:																	
				55	A	Toledo	37 65	55	H	Toledo	57 61						
				70	A	Ohio	48 62	96	H	Kent St.	58 72						
				91	H	Buffalo	55 81	246	A	Miami (OH)	49 54						
				96	A	Kent St.	69 73	255	A	Bowling Green	50 86						
				246	H	Miami (OH)	62 66	118	H	Ball St.	63 90						
				91	A	Buffalo	51 81	284	H	Eastern Mich.	80 62						

Non-Div I Games: Ohio Christian 69 52 Malone 63 52

Akron

■ Loss,
 ■ Non-Conf, S Site,
 ■ Home
 ■ Away
 N Neutral

Alabama

Through Games Of March 9, 2017

Average RPI Win:	190	WON-LOST	WINNING	LAST 10	STRENGTH OF	OPP. STRENGTH	TEAM	ADJ.	CONF.	ADJ CONF.
Average RPI Loss:	53	RECORD	PCT. RANK	GAMES	SCHEDULE	OF SCHEDULE	RPI	RPI	RPI	RPI
DIV. I ONLY	19- 13	116	4- 6	140	45	131	131	2	2	
DIV. I NON-CONF.	12- 1	7	0- 0	342	286	128	128	2	2	
TOTALS	RPI 1-25	RPI 26-50	W-L RECORDS	RPI 51-100	RPI 101-150	RPI 150+				
19- 13	3- 6	1- 2	OVERALL	1- 3	3- 1	11- 1				
12- 6	1- 3	0- 1	HOME	1- 1	1- 0	9- 1				
3- 6	1- 2	1- 1	AWAY	0- 2	1- 1	0- 0				
4- 1	1- 1	0- 0	NEUTRAL	0- 0	1- 0	2- 0				
12- 1	0- 0	0- 0	NON-CONFERENCE	1- 1	0- 0	11- 0				
10- 0	0- 0	0- 0	HOME	1- 0	0- 0	9- 0				
0- 1	0- 0	0- 0	AWAY	0- 1	0- 0	0- 0				
2- 0	0- 0	0- 0	NEUTRAL	0- 0	0- 0	2- 0				
7- 12	3- 6	1- 2	CONFERENCE	0- 2	3- 1	0- 1				
2- 6	1- 3	0- 1	HOME	0- 1	1- 0	0- 1				
3- 5	1- 2	1- 1	AWAY	0- 1	1- 1	0- 0				
2- 1	1- 1	0- 0	NEUTRAL	0- 0	1- 0	0- 0				

RPI	S	Opponent	Score	RPI	S	Opponent	Score	RPI	S	Opponent	Score	RPI	S	Opponent	Score	Team's RPI: 131
3	A	South Carolina	45 93	36	A	LSU	41 48	61	H	Georgia Tech	67 65	111	A	Vanderbilt	80 87	
5	H	Mississippi St.	54 67	46	A	Auburn	63 61	69	A	Georgetown	59 70	111	N	Vanderbilt	77 57	
14	H	Kentucky	54 71	46	H	Auburn	55 66	83	H	Florida	56 66	116	A	Ole Miss	65 57	
14	N	Kentucky	55 65					86	A	Georgia	65 71	116	H	Ole Miss	90 80	
20	H	Tennessee	65 57									173	H	Arkansas	50 68	
20	N	Tennessee	72 64									188	H	Kansas	71 65	
21	A	Texas A&M	48 69									219	H	New Orleans	78 57	
24	A	Missouri	59 58									247	H	Ga. Southern	66 48	
24	H	Missouri	56 65									260	H	Georgia St.	80 57	
												281	N	McNeese	84 63	
												299	H	Lipscomb	82 35	
												302	N	UTEP	78 60	
												306	H	Alcorn	93 43	
												312	H	Mississippi Val.	93 44	
												325	H	Florida A&M	81 46	
												349	H	Alabama A&M	97 29	
LAST 12 Division I GAMES:																
14	N	Kentucky	55 65	20	H	Tennessee	65 57									
20	N	Tennessee	72 64	83	H	Florida	56 66									
111	N	Vanderbilt	77 57	21	A	Texas A&M	48 69									
24	H	Missouri	56 65	36	A	LSU	41 48									
86	A	Georgia	65 71	46	H	Auburn	55 66									
46	A	Auburn	63 61	111	A	Vanderbilt	80 87									

Non-Div I Games:

Alabama

■ Loss,
 ■ Non-Conf, S Site,
 ■ Home
 ■ Away
 N Neutral

Average RPI Win:	0	WON-LOST	WINNING	LAST 10	STRENGTH OF	OPP. STRENGTH	TEAM	ADJ.	CONF.	ADJ CONF.
Average RPI Loss:	238	RECORD	PCT. RANK	GAMES	SCHEDULE	OF SCHEDULE	RPI	RPI	RPI	RPI
DIV. I ONLY	0- 25	348	0- 10	316	337	349	349	30	30	
DIV. I NON-CONF.	0- 7	335	0- 0	189	249	339	339	30	30	
TOTALS	RPI 1-25	RPI 26-50	W-L RECORDS	RPI 51-100	RPI 101-150	RPI 150+				
0- 25	0- 0	0- 1	OVERALL	0- 0	0- 2	0- 22				
0- 9	0- 0	0- 0	HOME	0- 0	0- 0	0- 9				
0- 16	0- 0	0- 0	AWAY	0- 0	0- 0	0- 8				
0- 0	0- 0	0- 0	NEUTRAL	0- 0	0- 0	0- 0				
0- 7	0- 0	0- 1	NON-CONFERENCE	0- 0	0- 2	0- 4				
0- 0	0- 0	0- 0	HOME	0- 0	0- 0	0- 0				
0- 7	0- 0	0- 1	AWAY	0- 0	0- 2	0- 4				
0- 0	0- 0	0- 0	NEUTRAL	0- 0	0- 0	0- 0				
0- 18	0- 0	0- 0	CONFERENCE	0- 0	0- 0	0- 18				
0- 9	0- 0	0- 0	HOME	0- 0	0- 0	0- 9				
0- 9	0- 0	0- 0	AWAY	0- 0	0- 0	0- 9				
0- 0	0- 0	0- 0	NEUTRAL	0- 0	0- 0	0- 0				

RPI 1-25				RPI 26-50				RPI 51-100				RPI 101+				Team's RPI: 349				
RPI	S	Opponent	Score	RPI	S	Opponent	Score	RPI	S	Opponent	Score	RPI	S	Opponent	Score					
				40	A	Western Ky.	32 96					119	A	North Carolina	35 80					
												131	A	Alabama	29 97					
												185	A	Texas Southern	51 60					
												185	H	Texas Southern	39 53					
												205	A	Alabama St.	35 62					
												205	H	Alabama St.	37 52					
												206	A	Grambling	57 87					
												206	H	Grambling	53 68					
												223	A	Southern U.	57 69					
												223	H	Southern U.	54 66					
												230	A	Samford	37 61					
												237	A	Evansville	54 63					
												264	A	Murray St.	49 81					
												266	A	Southeast Mo. St.	47 75					
												269	A	Prairie View	47 71					
												269	H	Prairie View	50 63					
												286	A	Ark.-Pine Bluff	57 61					
												286	H	Ark.-Pine Bluff	55 65					
												306	A	Alcorn	42 71					
												306	H	Alcorn	57 73					
				LAST 12 Division I GAMES:												312	A	Mississippi Val.	58 60	
				206	A	Grambling	57 87	205	A	Alabama St.	35 62	312	H	Mississippi Val.	52 58					
				334	A	Jackson St.	49 58	286	H	Ark.-Pine Bluff	55 65	334	A	Jackson St.	49 58					
				185	H	Texas Southern	39 53	312	H	Mississippi Val.	52 58	334	H	Jackson St.	54 64					
				269	H	Prairie View	50 63	185	A	Texas Southern	51 60									
				306	A	Alcorn	42 71	269	A	Prairie View	47 71									
				223	A	Southern U.	57 69	306	H	Alcorn	57 73									

Non-Div I Games: Oakwood 68 65 Concordia (AL) 61 58

Alabama A&M

Loss, Non-Conf, S Site, H Home A Away N Neutral

Average RPI Win:	293	WON-LOST	WINNING	LAST 10	STRENGTH OF	OPP. STRENGTH	TEAM	ADJ.	CONF.	ADJ CONF.
Average RPI Loss:	162	RECORD	PCT. RANK	GAMES	SCHEDULE	OF SCHEDULE	RPI	RPI	RPI	RPI
DIV. I ONLY	13- 15	200	6- 4	274	309	205	205	30	30	
DIV. I NON-CONF.	0- 9	335	0- 0	41	23	279	279	30	30	
TOTALS	RPI 1-25	RPI 26-50	W-L RECORDS	RPI 51-100	RPI 101-150	RPI 150+				
13- 15	0- 2	0- 1	OVERALL	0- 1	0- 3	13- 8				
7- 3	0- 0	0- 0	HOME	0- 0	0- 0	7- 3				
6- 12	0- 0	0- 0	AWAY	0- 0	0- 2	6- 3				
0- 0	0- 0	0- 0	NEUTRAL	0- 0	0- 0	0- 0				
0- 9	0- 2	0- 1	NON-CONFERENCE	0- 1	0- 3	0- 2				
0- 0	0- 0	0- 0	HOME	0- 0	0- 0	0- 0				
0- 9	0- 2	0- 1	AWAY	0- 1	0- 3	0- 2				
0- 0	0- 0	0- 0	NEUTRAL	0- 0	0- 0	0- 0				
13- 6	0- 0	0- 0	CONFERENCE	0- 0	0- 0	13- 6				
7- 3	0- 0	0- 0	HOME	0- 0	0- 0	7- 3				
6- 3	0- 0	0- 0	AWAY	0- 0	0- 0	6- 3				
0- 0	0- 0	0- 0	NEUTRAL	0- 0	0- 0	0- 0				

RPI 1-25				RPI 26-50				RPI 51-100				RPI 101+ Team's RPI: 205			
RPI	S	Opponent	Score	RPI	S	Opponent	Score	RPI	S	Opponent	Score	RPI	S	Opponent	Score
5	A	Mississippi St.	47 90	36	A	LSU	40 93	61	A	Georgia Tech	48 70	110	A	Southern Miss.	43 70
25	A	Ohio St.	61 118									119	A	North Carolina	54 84
												125	A	Troy	66 95
												185	A	Texas Southern	48 52
												185	H	Texas Southern	50 55
												206	A	Grambling	83 76
												206	H	Grambling	45 60
												223	A	Southern U.	53 59
												223	H	Southern U.	75 70
												230	A	Samford	49 63
												269	A	Prairie View	75 61
												269	H	Prairie View	74 61
												286	A	Ark.-Pine Bluff	74 62
												286	H	Ark.-Pine Bluff	51 52
												286	H	Ark.-Pine Bluff	48 46
												296	A	Savannah St.	39 54
												306	A	Alcorn	62 56
												306	H	Alcorn	72 54
												312	A	Mississippi Val.	79 73
												312	H	Mississippi Val.	71 57
												334	A	Jackson St.	62 68
												334	H	Jackson St.	73 64
												349	A	Alabama A&M	52 37
												349	H	Alabama A&M	62 35
LAST 12 Division I GAMES:															
286	H	Ark.-Pine Bluff	48 46	306	A	Alcorn	62 56								
334	A	Jackson St.	62 68	349	H	Alabama A&M	62 35								
206	A	Grambling	83 76	312	H	Mississippi Val.	71 57								
269	H	Prairie View	74 61	286	H	Ark.-Pine Bluff	51 52								
185	H	Texas Southern	50 55	269	A	Prairie View	75 61								
223	A	Southern U.	53 59	185	A	Texas Southern	48 52								

Non-Div I Games: Mobile 84 45

Alabama St.

Loss, Non-Conf, S Site, H Home A Away N Neutral

Average RPI Win: 224	WON-LOST	WINNING	LAST 10	STRENGTH OF	OPP. STRENGTH	TEAM	ADJ.	CONF.	ADJ CONF.
Average RPI Loss: 131	RECORD	PCT. RANK	GAMES	SCHEDULE	OF SCHEDULE	RPI	RPI	RPI	RPI
DIV. I ONLY	19- 11	105	9- 1	189	180	114	114	22	22
DIV. I NON-CONF.	5- 7	205	0- 0	152	104	174	174	22	22
TOTALS	RPI 1-25	RPI 26-50	W-L RECORDS	RPI 51-100	RPI 101-150	RPI 150+			
19- 11	0- 2	0- 0	OVERALL	1- 2	1- 3	17- 4			
11- 1	0- 0	0- 0	HOME	1- 0	1- 0	9- 1			
6- 9	0- 1	0- 0	AWAY	0- 2	0- 3	6- 3			
2- 1	0- 1	0- 0	NEUTRAL	0- 0	0- 0	2- 0			
5- 7	0- 2	0- 0	NON-CONFERENCE	0- 1	0- 2	5- 2			
4- 0	0- 0	0- 0	HOME	0- 0	0- 0	4- 0			
1- 6	0- 1	0- 0	AWAY	0- 1	0- 2	1- 2			
0- 1	0- 1	0- 0	NEUTRAL	0- 0	0- 0	0- 0			
14- 4	0- 0	0- 0	CONFERENCE	1- 1	1- 1	12- 2			
7- 1	0- 0	0- 0	HOME	1- 0	1- 0	5- 1			
5- 3	0- 0	0- 0	AWAY	0- 1	0- 1	5- 1			
2- 0	0- 0	0- 0	NEUTRAL	0- 0	0- 0	2- 0			

RPI 1-25				RPI 26-50				RPI 51-100				RPI 101+ Team's RPI: 114			
RPI	S	Opponent	Score	RPI	S	Opponent	Score	RPI	S	Opponent	Score	RPI	S	Opponent	Score
14	A	Kentucky	46 70					68	A	St. John's (NY)	36 54	120	A	Fordham	82 89
15	N	Miami (FL)	53 77					76	A	New Hampshire	58 71	125	A	Maine	71 84
								76	H	New Hampshire	64 55	125	H	Maine	64 60
												133	A	Yale	53 64
												156	H	Army West Point	65 59
												164	H	Fairfield	59 45
												176	H	Siena	88 86
												183	A	Hartford	58 52
												183	H	Hartford	82 71
												183	N	Hartford	67 65
												210	A	UMBC	60 63
												210	H	UMBC	56 64
												211	A	Binghamton	67 61
												211	H	Binghamton	80 63
												217	A	Dartmouth	61 69
												226	H	Boston U.	69 54
												248	A	St. Bonaventure	59 67
												258	A	Stony Brook	75 57
												258	H	Stony Brook	64 54
												274	A	Vermont	67 52
												274	H	Vermont	64 53
												274	N	Vermont	65 45
												341	A	Wagner	75 50
												343	A	UMass Lowell	79 60
												343	H	UMass Lowell	93 69
LAST 12 Division I GAMES:															
				183	N	Hartford	67 65					211	H	Binghamton	80 63
				274	N	Vermont	65 45					76	H	New Hampshire	64 55
				183	A	Hartford	58 52					258	A	Stony Brook	75 57
				274	A	Vermont	67 52					343	A	UMass Lowell	79 60
				125	H	Maine	64 60					183	H	Hartford	82 71
				210	A	UMBC	60 63					274	H	Vermont	64 53

Non-Div I Games: Post 85 61

Albany (NY)

■ Loss,
 ■ Non-Conf,
 ■ S Site,
 ■ Home
 ■ A Away
 N Neutral

Alcorn

Through Games Of March 9, 2017

Average RPI Win: 308	WON-LOST	WINNING	LAST 10	STRENGTH OF	OPP. STRENGTH	TEAM	ADJ.	CONF.	ADJ CONF.
Average RPI Loss: 189	RECORD	PCT. RANK	GAMES	SCHEDULE	OF SCHEDULE	RPI	RPI	RPI	RPI
DIV. I ONLY	9- 21	280	2- 8	284	328	306	306	30	30
DIV. I NON-CONF.	0- 11	335	0- 1	109	239	322	322	30	30
TOTALS	RPI 1-25	RPI 26-50	W-L RECORDS	RPI 51-100	RPI 101-150	RPI 150+			
9- 21	0- 0	0- 0	OVERALL	0- 2	0- 4	9- 15			
6- 5	0- 0	0- 0	HOME	0- 1	0- 0	6- 4			
3- 15	0- 0	0- 0	AWAY	0- 1	0- 1	3- 5			
0- 1	0- 0	0- 0	NEUTRAL	0- 0	0- 0	0- 1			
0- 11	0- 0	0- 0	NON-CONFERENCE	0- 2	0- 4	0- 5			
0- 2	0- 0	0- 0	HOME	0- 1	0- 0	0- 1			
0- 8	0- 0	0- 0	AWAY	0- 1	0- 4	0- 3			
0- 1	0- 0	0- 0	NEUTRAL	0- 0	0- 0	0- 1			
9- 10	0- 0	0- 0	CONFERENCE	0- 0	0- 0	9- 10			
6- 3	0- 0	0- 0	HOME	0- 0	0- 0	6- 3			
3- 7	0- 0	0- 0	AWAY	0- 0	0- 0	3- 7			
0- 0	0- 0	0- 0	NEUTRAL	0- 0	0- 0	0- 0			

RPI 1-25			RPI 26-50			RPI 51-100			RPI 101+ Team's RPI: 306		
RPI	S	Opponent	Score	RPI	S	Opponent	Score	RPI	S	Opponent	Score
						97 A Central Ark.	45 59	103 A Texas Tech		37 90	
						97 H Central Ark.	57 71	110 A Southern Miss.		56 99	
								131 A Alabama		43 93	
								132 A Arizona		59 74	
								166 A TCU		39 95	
								174 A Houston		70 85	
								185 A Texas Southern		45 64	
								185 H Texas Southern		53 57	
								205 A Alabama St.		54 72	
								205 H Alabama St.		56 62	
								206 A Grambling		63 86	
								206 H Grambling		63 67	
								223 A Southern U.		67 73	
								223 A Southern U.		33 45	
								223 H Southern U.		69 63	
								245 A Grand Canyon		44 77	
								251 H Jacksonville St.		66 70	
								266 N Southeast Mo. St.		50 68	
								269 A Prairie View		60 69	
								269 H Prairie View		62 55	
								286 A Ark.-Pine Bluff		56 61	
								286 H Ark.-Pine Bluff		70 48	
								312 A Mississippi Val.		68 60	
								312 H Mississippi Val.		69 49	
								334 A Jackson St.		70 53	
								334 H Jackson St.		74 51	
LAST 12 Division I GAMES:											
223	A	Southern U.	67 73	205	H	Alabama St.	56 62				
266	N	Southeast Mo. St.	50 68	286	A	Ark.-Pine Bluff	56 61				
269	A	Prairie View	60 69	312	A	Mississippi Val.	68 60				
185	A	Texas Southern	45 64	206	H	Grambling	63 67				
223	A	Southern U.	33 45	334	H	Jackson St.	74 51				
349	H	Alabama A&M	71 42	223	H	Southern U.	69 63				

Non-Div I Games:

Alcorn

Loss, Non-Conf, S Site, H Home A Away N Neutral

A
l
c
o
r
n

Alcorn
RPI S Opponent Score

Through Games Of March 9, 2017

RPI	S	Opponent	Score	
349	A	Alabama A&M	73	57
349	H	Alabama A&M	71	42

A
l
c
o
r
n

Alcorn

Average RPI Win: 235	WON-LOST	WINNING	LAST 10	STRENGTH OF	OPP. STRENGTH	TEAM	ADJ.	CONF.	ADJ CONF.
Average RPI Loss: 168	RECORD	PCT. RANK	GAMES	SCHEDULE	OF SCHEDULE	RPI	RPI	RPI	RPI
DIV. I ONLY	15- 15	170	6- 4	184	265	191	191	25	25
DIV. I NON-CONF.	3- 8	262	0- 0	124	198	241	241	26	26
TOTALS	RPI 1-25	RPI 26-50	W-L RECORDS	RPI 51-100	RPI 101-150	RPI 150+			
15- 15	0- 0	0- 1	OVERALL	2- 2	1- 4	12- 8			
10- 4	0- 0	0- 0	HOME	2- 0	1- 2	7- 2			
5- 9	0- 0	0- 1	AWAY	0- 2	0- 0	5- 5			
0- 2	0- 0	0- 0	NEUTRAL	0- 0	0- 1	0- 1			
3- 8	0- 0	0- 1	NON-CONFERENCE	1- 1	0- 3	2- 3			
2- 2	0- 0	0- 0	HOME	1- 0	0- 2	1- 0			
1- 4	0- 0	0- 1	AWAY	0- 1	0- 0	1- 2			
0- 2	0- 0	0- 0	NEUTRAL	0- 0	0- 1	0- 1			
12- 7	0- 0	0- 0	CONFERENCE	1- 1	1- 1	10- 5			
8- 2	0- 0	0- 0	HOME	1- 0	1- 0	6- 2			
4- 5	0- 0	0- 0	AWAY	0- 1	0- 1	4- 3			
0- 0	0- 0	0- 0	NEUTRAL	0- 0	0- 0	0- 0			

RPI S	Opponent	Score	RPI S	Opponent	Score	RPI S	Opponent	Score	RPI S	Opponent	Score	Team's RPI: 191
47	A Michigan	33 82	52	H George Washington	66 61	121	H William & Mary	34 48				
			71	A Bucknell	67 73	135	A Navy	44 60				
			71	H Bucknell	59 47	135	H Navy	50 48				
			85	A Penn St.	65 70	137	H Delaware	55 56				
						145	N VCU	62 68				
						156	A Army West Point	51 53				
						156	H Army West Point	57 68				
						171	A La Salle	59 63				
						178	A Hofstra	67 72				
						210	H UMBC	70 53				
						226	A Boston U.	62 71				
						226	H Boston U.	57 51				
						226	H Boston U.	73 62				
						260	N Georgia St.	58 59				
						267	A Loyola Maryland	60 45				
						267	H Loyola Maryland	66 59				
						273	A Colgate	73 62				
						273	H Colgate	68 57				
						298	A Lafayette	76 52				
						298	H Lafayette	75 45				
						307	A Lehigh	70 58				
						307	H Lehigh	68 51				
						317	A Holy Cross	46 51				
						317	H Holy Cross	60 61				
						319	A Youngstown St.	77 64				
LAST 12 Division I GAMES:												
226	H Boston U.	57 51	156	H Army West Point	57 68							
135	A Navy	44 60	226	A Boston U.	62 71							
267	H Loyola Maryland	66 59	307	A Lehigh	70 58							
135	H Navy	50 48	71	H Bucknell	59 47							
317	A Holy Cross	46 51	273	A Colgate	73 62							
298	H Lafayette	75 45	317	H Holy Cross	60 61							

Non-Div I Games:

American

■ Loss,
 ■ Non-Conf,
 ■ S Site,
 ■ H Home
 ■ A Away
 N Neutral

Appalachian St.

Through Games Of March 9, 2017

Average RPI Win:	263	WON-LOST	WINNING	LAST 10	STRENGTH OF	OPP. STRENGTH	TEAM	ADJ.	CONF.	ADJ CONF.
Average RPI Loss:	141	RECORD	PCT. RANK	GAMES	SCHEDULE	OF SCHEDULE	RPI	RPI	RPI	RPI
DIV. I ONLY	12- 19	236	4- 6	158	246	213	213	21	21	
DIV. I NON-CONF.	5- 6	186	0- 0	145	228	170	170	19	19	
TOTALS	RPI 1-25	RPI 26-50	W-L RECORDS	RPI 51-100	RPI 101-150	RPI 150+				
12- 19	0- 2	0- 3	OVERALL	0- 3	0- 3	12- 8				
5- 8	0- 0	0- 1	HOME	0- 1	0- 2	5- 4				
5- 10	0- 2	0- 1	AWAY	0- 2	0- 1	5- 4				
2- 1	0- 0	0- 1	NEUTRAL	0- 0	0- 0	2- 0				
5- 6	0- 2	0- 0	NON-CONFERENCE	0- 1	0- 1	5- 2				
2- 2	0- 0	0- 0	HOME	0- 0	0- 1	2- 1				
2- 4	0- 2	0- 0	AWAY	0- 1	0- 0	2- 1				
1- 0	0- 0	0- 0	NEUTRAL	0- 0	0- 0	1- 0				
7- 13	0- 0	0- 3	CONFERENCE	0- 2	0- 2	7- 6				
3- 6	0- 0	0- 1	HOME	0- 1	0- 1	3- 3				
3- 6	0- 0	0- 1	AWAY	0- 1	0- 1	3- 3				
1- 1	0- 0	0- 1	NEUTRAL	0- 0	0- 0	1- 0				

RPI 1-25				RPI 26-50				RPI 51-100				RPI 101+ Team's RPI: 213			
RPI	S	Opponent	Score	RPI	S	Opponent	Score	RPI	S	Opponent	Score	RPI	S	Opponent	Score
17	A	DePaul	58 99	45	A	Little Rock	55 67	61	A	Georgia Tech	52 81	124	H	Radford	54 57
20	A	Tennessee	66 92	45	H	Little Rock	69 77	84	A	UT Arlington	63 74	125	A	Troy	77 86
				45	N	Little Rock	53 69	84	H	UT Arlington	62 73	147	H	Louisiana	58 68
												168	A	Texas St.	66 64
												168	H	Texas St.	37 53
												203	A	ETSU	71 68
												215	H	Col. of Charleston	62 65
												225	A	Liberty	66 57
												231	A	Richmond	46 55
												239	H	UNC Asheville	81 51
												241	A	South Ala.	41 54
												247	A	Ga. Southern	50 53
												247	H	Ga. Southern	73 48
												256	A	Coastal Caro.	55 60
												256	H	Coastal Caro.	53 56
												256	N	Coastal Caro.	79 58
												260	A	Georgia St.	67 63
												260	H	Georgia St.	55 59
												278	H	N.C. A&T	71 58
												314	N	Gardner-Webb	72 67
												318	A	Arkansas St.	81 72
												318	H	Arkansas St.	76 50
												331	H	La.-Monroe	79 61
LAST 12 Division I GAMES:															
				45	N	Little Rock	53 69	125	A	Troy	77 86				
				256	N	Coastal Caro.	79 58	260	H	Georgia St.	55 59				
				256	H	Coastal Caro.	53 56	247	H	Ga. Southern	73 48				
				331	H	La.-Monroe	79 61	318	A	Arkansas St.	81 72				
				147	H	Louisiana	58 68	45	A	Little Rock	55 67				
				241	A	South Ala.	41 54	84	H	UT Arlington	62 73				

Non-Div I Games:

Appalachian St.

■ Loss,
 ■ Non-Conf, S Site,
 ■ Home
 ■ Away
 N Neutral

Average RPI Win:	179	WON-LOST	WINNING	LAST 10	STRENGTH OF	OPP. STRENGTH	TEAM	ADJ.	CONF.	ADJ CONF.
Average RPI Loss:	52	RECORD	PCT. RANK	GAMES	SCHEDULE	OF SCHEDULE	RPI	RPI	RPI	RPI
DIV. I ONLY	14- 16	192	3- 7	67	36	132	132	1	1	
DIV. I NON-CONF.	9- 2	37	0- 0	303	310	126	126	1	1	
TOTALS	RPI 1-25	RPI 26-50	W-L RECORDS	RPI 51-100	RPI 101-150	RPI 150+				
14- 16	0- 7	1- 3	OVERALL	2- 3	3- 1	8- 2				
9- 7	0- 4	1- 1	HOME	1- 1	1- 0	6- 1				
5- 8	0- 3	0- 1	AWAY	1- 2	2- 1	2- 1				
0- 1	0- 0	0- 1	NEUTRAL	0- 0	0- 0	0- 0				
9- 2	0- 0	0- 0	NON-CONFERENCE	0- 0	1- 0	8- 2				
6- 1	0- 0	0- 0	HOME	0- 0	0- 0	6- 1				
3- 1	0- 0	0- 0	AWAY	0- 0	1- 0	2- 1				
0- 0	0- 0	0- 0	NEUTRAL	0- 0	0- 0	0- 0				
5- 14	0- 7	1- 3	CONFERENCE	2- 3	2- 1	0- 0				
3- 6	0- 4	1- 1	HOME	1- 1	1- 0	0- 0				
2- 7	0- 3	0- 1	AWAY	1- 2	1- 1	0- 0				
0- 1	0- 0	0- 1	NEUTRAL	0- 0	0- 0	0- 0				

RPI	S	Opponent	Score	RPI	S	Opponent	Score	RPI	S	Opponent	Score	RPI	S	Opponent	Score	Team's RPI: 132
4	H	Oregon St.	57 65	34	A	Arizona St.	54 67	54	A	California	60 71	102	A	Washington St.	70 62	
6	A	Stanford	46 73	34	H	Arizona St.	62 58	54	H	California	64 74	102	H	Washington St.	56 55	
6	H	Stanford	55 77	35	H	Oregon	65 79	79	A	Utah	81 70	108	A	Colorado	56 65	
9	A	Washington	55 91	35	N	Oregon	63 70	89	A	Southern California	54 58	141	A	New Mexico St.	74 63	
9	H	Washington	73 90					89	H	Southern California	67 62	182	H	North Texas	58 62	
10	A	UCLA	49 69									188	A	Kansas	51 75	
10	H	UCLA	56 79									190	H	Utah St.	61 57	
												193	A	George Mason	81 70	
												206	H	Grambling	73 46	
												207	H	Portland St.	75 52	
												224	H	San Diego	76 59	
												289	A	Southern Utah	77 65	
												306	H	Alcorn	74 59	
												338	H	Fla. Atlantic	77 67	
LAST 12 Division I GAMES:																
35	N	Oregon	63 70	9	A	Washington	55 91									
89	H	Southern California	67 62	4	H	Oregon St.	57 65									
10	H	UCLA	56 79	35	H	Oregon	65 79									
34	A	Arizona St.	54 67	10	A	UCLA	49 69									
34	H	Arizona St.	62 58	89	A	Southern California	54 58									
102	A	Washington St.	70 62	54	A	California	60 71									

Non-Div I Games:

Arizona

Average RPI Win:	121	WON-LOST	WINNING	LAST 10	STRENGTH OF	OPP. STRENGTH	TEAM	ADJ.	CONF.	ADJ CONF.
Average RPI Loss:	27	RECORD	PCT. RANK	GAMES	SCHEDULE	OF SCHEDULE	RPI	RPI	RPI	RPI
DIV. I ONLY	19- 12	109	5- 5	24	2	34	34	1	1	
DIV. I NON-CONF.	9- 2	37	0- 0	77	49	30	30	1	1	
TOTALS	RPI 1-25	RPI 26-50	W-L RECORDS	RPI 51-100	RPI 101-150	RPI 150+				
19- 12	1- 9	1- 1	OVERALL	8- 1	4- 1	5- 0				
11- 4	0- 4	1- 0	HOME	3- 0	2- 0	5- 0				
6- 6	1- 3	0- 1	AWAY	3- 1	2- 1	0- 0				
2- 2	0- 2	0- 0	NEUTRAL	2- 0	0- 0	0- 0				
9- 2	1- 1	0- 1	NON-CONFERENCE	3- 0	0- 0	5- 0				
6- 0	0- 0	0- 0	HOME	1- 0	0- 0	5- 0				
2- 1	1- 0	0- 1	AWAY	1- 0	0- 0	0- 0				
1- 1	0- 1	0- 0	NEUTRAL	1- 0	0- 0	0- 0				
10- 10	0- 8	1- 0	CONFERENCE	5- 1	4- 1	0- 0				
5- 4	0- 4	1- 0	HOME	2- 0	2- 0	0- 0				
4- 5	0- 3	0- 0	AWAY	2- 1	2- 1	0- 0				
1- 1	0- 1	0- 0	NEUTRAL	1- 0	0- 0	0- 0				

RPI S	Opponent	Score	RPI S	Opponent	Score	RPI S	Opponent	Score	RPI S	Opponent	Score
4	H Oregon St.	45 54	27	A Marquette	63 75	54	A California	54 45	102	A Washington St.	61 58
6	A Stanford	56 66	35	H Oregon	68 63	54	H California	72 62	102	H Washington St.	68 49
6	H Stanford	57 64				68	N St. John's (NY)	54 41	108	A Colorado	71 52
9	A Washington	57 70				79	A Utah	66 44	132	A Arizona	58 62
9	H Washington	54 65				79	N Utah	72 54	132	H Arizona	67 54
10	A UCLA	60 69				80	A Middle Tenn.	69 48	161	H Oral Roberts	79 52
10	H UCLA	52 55				83	H Florida	69 63	200	H San Jose St.	82 37
10	N UCLA	68 77				89	A Southern California	50 65	226	H Boston U.	71 42
14	A Kentucky	73 71				89	H Southern California	69 62	310	H Illinois St.	76 40
16	N Maryland	42 83							317	H Holy Cross	63 33
LAST 12 Division I GAMES:											
10	N UCLA	68 77	9	A Washington	57 70						
79	N Utah	72 54	102	A Washington St.	61 58						
10	H UCLA	52 55	35	H Oregon	68 63						
89	H Southern California	69 62	4	H Oregon St.	45 54						
132	H Arizona	67 54	89	A Southern California	50 65						
132	A Arizona	58 62	10	A UCLA	60 69						

Non-Div I Games:

Arizona St.

Loss, Non-Conf, S Site, H Home A Away N Neutral

Average RPI Win:	274	WON-LOST	WINNING	LAST 10	STRENGTH OF	OPP. STRENGTH	TEAM	ADJ.	CONF.	ADJ CONF.
Average RPI Loss:	210	RECORD	PCT. RANK	GAMES	SCHEDULE	OF SCHEDULE	RPI	RPI	RPI	RPI
DIV. I ONLY	10- 18	254	5- 5	306	329	286	286	30	30	
DIV. I NON-CONF.	1- 8	314	0- 0	115	211	287	287	30	30	
TOTALS	RPI 1-25	RPI 26-50	W-L RECORDS	RPI 51-100	RPI 101-150	RPI 150+				
10- 18	0- 1	0- 1	OVERALL	0- 0	0- 1	10- 15				
5- 5	0- 0	0- 0	HOME	0- 0	0- 0	5- 5				
4- 12	0- 1	0- 1	AWAY	0- 0	0- 1	4- 9				
1- 1	0- 0	0- 0	NEUTRAL	0- 0	0- 0	1- 1				
1- 8	0- 1	0- 1	NON-CONFERENCE	0- 0	0- 1	1- 5				
0- 1	0- 0	0- 0	HOME	0- 0	0- 0	0- 1				
0- 6	0- 1	0- 1	AWAY	0- 0	0- 1	0- 3				
1- 1	0- 0	0- 0	NEUTRAL	0- 0	0- 0	1- 1				
9- 10	0- 0	0- 0	CONFERENCE	0- 0	0- 0	9- 10				
5- 4	0- 0	0- 0	HOME	0- 0	0- 0	5- 4				
4- 6	0- 0	0- 0	AWAY	0- 0	0- 0	4- 6				
0- 0	0- 0	0- 0	NEUTRAL	0- 0	0- 0	0- 0				

RPI 1-25				RPI 26-50				RPI 51-100				RPI 101+ Team's RPI: 286			
RPI	S	Opponent	Score	RPI	S	Opponent	Score	RPI	S	Opponent	Score	RPI	S	Opponent	Score
4	A	Oregon St.	40 73	37	A	South Dakota St.	45 103					118	A	Ball St.	60 88
												180	A	Cincinnati	42 72
												185	A	Texas Southern	71 60
												185	H	Texas Southern	49 45
												186	N	Campbell	31 51
												204	A	Xavier	41 62
												205	A	Alabama St.	46 48
												205	A	Alabama St.	52 51
												205	H	Alabama St.	62 74
												206	A	Grambling	54 56
												206	H	Grambling	58 68
												208	A	Illinois	58 70
												223	A	Southern U.	50 67
												223	H	Southern U.	63 59
												262	H	Austin Peay	55 69
												269	A	Prairie View	57 62
												269	H	Prairie View	64 47
												306	A	Alcorn	48 70
												306	H	Alcorn	61 56
												312	A	Mississippi Val.	54 57
												312	H	Mississippi Val.	63 73
												330	N	Morgan St.	53 44
												334	A	Jackson St.	78 71
												334	H	Jackson St.	56 80
												349	A	Alabama A&M	65 55
												349	H	Alabama A&M	61 57
LAST 12 Division I GAMES:															
205	A	Alabama St.	46 48	306	H	Alcorn	61 56								
312	A	Mississippi Val.	54 57	223	H	Southern U.	63 59								
334	H	Jackson St.	56 80	349	A	Alabama A&M	65 55								
206	H	Grambling	58 68	205	A	Alabama St.	52 51								
269	A	Prairie View	57 62	334	A	Jackson St.	78 71								
185	A	Texas Southern	71 60	206	A	Grambling	54 56								

Non-Div I Games: Philander Smith 88 65 Tougaloo 71 60

Ark.-Pine Bluff

■ Loss,
 ■ Non-Conf,
 ■ S Site,
 ■ Home
 ■ A Away
 N Neutral

Arkansas

Through Games Of March 9, 2017

Average RPI Win:	195	WON-LOST	WINNING	LAST 10	STRENGTH OF	OPP. STRENGTH	TEAM	ADJ.	CONF.	ADJ CONF.
Average RPI Loss:	60	RECORD	PCT. RANK	GAMES	SCHEDULE	OF SCHEDULE	RPI	RPI	RPI	RPI
DIV. I ONLY	13- 17	210	0- 10	101	46	173	173	2	2	
DIV. I NON-CONF.	11- 2	23	0- 0	292	208	102	102	2	2	
TOTALS	RPI 1-25	RPI 26-50	W-L RECORDS	RPI 51-100	RPI 101-150	RPI 150+				
13- 17	0- 7	0- 3	OVERALL	2- 3	5- 2	6- 2				
9- 8	0- 4	0- 2	HOME	2- 1	2- 0	5- 1				
2- 8	0- 3	0- 1	AWAY	0- 1	2- 2	0- 1				
2- 1	0- 0	0- 0	NEUTRAL	0- 1	1- 0	1- 0				
11- 2	0- 0	0- 0	NON-CONFERENCE	2- 0	3- 0	6- 2				
8- 1	0- 0	0- 0	HOME	2- 0	1- 0	5- 1				
1- 1	0- 0	0- 0	AWAY	0- 0	1- 0	0- 1				
2- 0	0- 0	0- 0	NEUTRAL	0- 0	1- 0	1- 0				
2- 15	0- 7	0- 3	CONFERENCE	0- 3	2- 2	0- 0				
1- 7	0- 4	0- 2	HOME	0- 1	1- 0	0- 0				
1- 7	0- 3	0- 1	AWAY	0- 1	1- 2	0- 0				
0- 1	0- 0	0- 0	NEUTRAL	0- 1	0- 0	0- 0				

RPI S	Opponent	Score	RPI S	Opponent	Score	RPI S	Opponent	Score	RPI S	Opponent	Score	Team's RPI: 173
3	H South Carolina	49 79	36	A LSU	46 53	78	H South Dakota	70 67	103	H Texas Tech	66 60	
5	H Mississippi St.	51 59	36	H LSU	52 53	83	A Florida	53 57	111	A Vanderbilt	64 66	
14	H Kentucky	62 69	46	H Auburn	64 70	83	N Florida	61 71	111	H Vanderbilt	59 56	
20	A Tennessee	46 59				86	H Georgia	66 69	116	A Ole Miss	64 73	
21	A Texas A&M	65 90				100	H Stetson	79 62	131	A Alabama	68 50	
24	A Missouri	56 67							135	N Navy	70 67	
24	H Missouri	46 60							143	A Tulsa	57 50	
									152	A Missouri St.	62 64	
									161	H Oral Roberts	60 70	
									167	N Memphis	91 61	
									259	H Butler	68 50	
									303	H Northwestern St.	65 36	
									331	H La.-Monroe	92 46	
									337	H Houston Baptist	101 40	
									340	H Sam Houston St.	71 39	
LAST 12 Division I GAMES:												
83	N Florida	61 71	83	A Florida	53 57							
46	H Auburn	64 70	3	H South Carolina	49 79							
111	A Vanderbilt	64 66	86	H Georgia	66 69							
20	A Tennessee	46 59	36	A LSU	46 53							
14	H Kentucky	62 69	24	H Missouri	46 60							
24	A Missouri	56 67	111	H Vanderbilt	59 56							

Non-Div I Games:

Arkansas

■ Loss,
■ Non-Conf, S Site,
■ Home
■ Away
N Neutral

Average RPI Win:	250	WON-LOST	WINNING	LAST 10	STRENGTH OF	OPP. STRENGTH	TEAM	ADJ.	CONF.	ADJ CONF.
Average RPI Loss:	161	RECORD	PCT. RANK	GAMES	SCHEDULE	OF SCHEDULE	RPI	RPI	RPI	RPI
DIV. I ONLY	7- 25	314	2- 8	254	160	318	318	21	21	
DIV. I NON-CONF.	2- 10	305	0- 0	254	44	313	313	19	19	
TOTALS	RPI 1-25	RPI 26-50	W-L RECORDS	RPI 51-100	RPI 101-150	RPI 150+				
7- 25	0- 0	0- 3	OVERALL	0- 5	1- 5	6- 12				
5- 7	0- 0	0- 2	HOME	0- 1	1- 2	4- 2				
0- 15	0- 0	0- 1	AWAY	0- 3	0- 2	0- 9				
2- 3	0- 0	0- 0	NEUTRAL	0- 1	0- 1	2- 1				
2- 10	0- 0	0- 1	NON-CONFERENCE	0- 4	1- 0	1- 5				
1- 2	0- 0	0- 1	HOME	0- 1	1- 0	0- 0				
0- 6	0- 0	0- 0	AWAY	0- 2	0- 0	0- 4				
1- 2	0- 0	0- 0	NEUTRAL	0- 1	0- 0	1- 1				
5- 15	0- 0	0- 2	CONFERENCE	0- 1	0- 5	5- 7				
4- 5	0- 0	0- 1	HOME	0- 0	0- 2	4- 2				
0- 9	0- 0	0- 1	AWAY	0- 1	0- 2	0- 5				
1- 1	0- 0	0- 0	NEUTRAL	0- 0	0- 1	1- 0				

RPI S	Opponent	Score	RPI S	Opponent	Score	RPI S	Opponent	Score	RPI S	Opponent	Score	Team's RPI: 318
30	H South Fla.	59 78	54	N California	55 80	125	A Troy	77 90				
45	A Little Rock	59 73	60	A Iowa St.	53 105	125	H Troy	75 83				
45	H Little Rock	35 60	82	A Oklahoma St.	34 76	125	N Troy	72 105				
			83	H Florida	60 71	143	H Tulsa	83 80				
			84	A UT Arlington	58 69	147	A Louisiana	60 72				
						147	H Louisiana	72 80				
						168	A Texas St.	43 63				
						179	A Wichita St.	51 69				
						213	A Appalachian St.	50 76				
						213	H Appalachian St.	72 81				
						221	A UT Martin	63 68				
						241	A South Ala.	49 71				
						241	H South Ala.	56 53				
						247	H Ga. Southern	76 84				
						247	N Ga. Southern	61 54				
						252	A Tennessee St.	66 76				
						256	A Coastal Caro.	55 57				
						256	H Coastal Caro.	60 52				
						260	H Georgia St.	59 57				
						262	A Austin Peay	55 62				
						271	N Kennesaw St.	70 67				
						295	N Northern Ky.	78 83				
						331	A La.-Monroe	51 59				
						331	H La.-Monroe	71 56				
LAST 12 Division I GAMES:												
125	N Troy	72 105	45	H Little Rock	35 60							
247	N Ga. Southern	61 54	84	A UT Arlington	58 69							
241	A South Ala.	49 71	168	A Texas St.	43 63							
125	A Troy	77 90	213	H Appalachian St.	72 81							
247	H Ga. Southern	76 84	256	H Coastal Caro.	60 52							
260	H Georgia St.	59 57	331	A La.-Monroe	51 59							

Non-Div I Games:

Arkansas St.

■ Loss,
■ Non-Conf,
■ S Site,
■ H Home
■ A Away
N Neutral

Army West Point

Through Games Of March 9, 2017

Average RPI Win:	271	WON-LOST	WINNING	LAST 10	STRENGTH OF	OPP. STRENGTH	TEAM	ADJ.	CONF.	ADJ CONF.
Average RPI Loss:	136	RECORD	PCT. RANK	GAMES	SCHEDULE	OF SCHEDULE	RPI	RPI	RPI	RPI
DIV. I ONLY	21- 8	58	8- 2	328	261	156	156	25	25	
DIV. I NON-CONF.	8- 2	49	0- 0	340	263	148	148	26	26	
TOTALS	RPI 1-25	RPI 26-50	W-L RECORDS	RPI 51-100	RPI 101-150	RPI 150+				
21- 8	0- 0	0- 0	OVERALL	0- 3	2- 3	19- 2				
12- 3	0- 0	0- 0	HOME	0- 1	1- 1	11- 1				
9- 5	0- 0	0- 0	AWAY	0- 2	1- 2	8- 1				
0- 0	0- 0	0- 0	NEUTRAL	0- 0	0- 0	0- 0				
8- 2	0- 0	0- 0	NON-CONFERENCE	0- 1	2- 1	6- 0				
5- 0	0- 0	0- 0	HOME	0- 0	1- 0	4- 0				
3- 2	0- 0	0- 0	AWAY	0- 1	1- 1	2- 0				
0- 0	0- 0	0- 0	NEUTRAL	0- 0	0- 0	0- 0				
13- 6	0- 0	0- 0	CONFERENCE	0- 2	0- 2	13- 2				
7- 3	0- 0	0- 0	HOME	0- 1	0- 1	7- 1				
6- 3	0- 0	0- 0	AWAY	0- 1	0- 1	6- 1				
0- 0	0- 0	0- 0	NEUTRAL	0- 0	0- 0	0- 0				

RPI S	Opponent	Score	RPI S	Opponent	Score	RPI S	Opponent	Score	RPI S	Opponent	Score	Team's RPI: 156
						71	A Bucknell	62 68	114	A Albany (NY)	59 65	
						71	H Bucknell	56 60	133	H Yale	59 55	
						72	A Minnesota	52 70	135	A Navy	62 67	
									135	H Navy	58 63	
									137	A Delaware	61 47	
									191	A American	68 57	
									191	H American	53 51	
									217	A Dartmouth	68 60	
									226	A Boston U.	64 52	
									226	H Boston U.	62 66	
									267	A Loyola Maryland	62 71	
									267	H Loyola Maryland	67 48	
									273	A Colgate	76 69	
									273	H Colgate	83 76	
									273	H Colgate	57 47	
									298	A Lafayette	63 55	
									298	H Lafayette	76 73	
									307	A Lehigh	75 71	
									307	H Lehigh	70 52	
									317	A Holy Cross	67 59	
									317	H Holy Cross	60 41	
									322	H Air Force	75 47	
									324	H St. Francis Brooklyn	69 46	
									336	A LIU Brooklyn	68 47	
									339	H Fairleigh Dickinson	86 58	
									341	H Wagner	85 40	
LAST 12 Division I GAMES:												
273	H Colgate	83 76	191	A American	68 57							
226	H Boston U.	62 66	273	H Colgate	57 47							
307	H Lehigh	70 52	267	H Loyola Maryland	67 48							
226	A Boston U.	64 52	298	A Lafayette	63 55							
135	A Navy	62 67	71	A Bucknell	62 68							
317	H Holy Cross	60 41	135	H Navy	58 63							

Non-Div I Games: Mercy 90 48

Army West Point

Loss, Non-Conf, S Site, H Home A Away N Neutral

Average RPI Win: 130	WON-LOST	WINNING	LAST 10	STRENGTH OF	OPP. STRENGTH	TEAM	ADJ.	CONF.	ADJ CONF.
Average RPI Loss: 52	RECORD	PCT. RANK	GAMES	SCHEDULE	OF SCHEDULE	RPI	RPI	RPI	RPI
DIV. I ONLY	17- 14	140	3- 7	15	44	46	46	2	2
DIV. I NON-CONF.	10- 4	80	0- 0	33	103	36	36	2	2
TOTALS	RPI 1-25	RPI 26-50	W-L RECORDS	RPI 51-100	RPI 101-150	RPI 150+			
17- 14	1- 7	3- 1	OVERALL	2- 3	6- 3	5- 0			
7- 6	1- 3	2- 0	HOME	1- 1	2- 2	1- 0			
7- 6	0- 4	0- 0	AWAY	1- 1	3- 1	3- 0			
3- 2	0- 0	1- 1	NEUTRAL	0- 1	1- 0	1- 0			
10- 4	0- 1	2- 1	NON-CONFERENCE	1- 1	3- 1	4- 0			
4- 1	0- 0	1- 0	HOME	1- 0	1- 1	1- 0			
3- 2	0- 1	0- 0	AWAY	0- 1	1- 0	2- 0			
3- 1	0- 0	1- 1	NEUTRAL	0- 0	1- 0	1- 0			
7- 10	1- 6	1- 0	CONFERENCE	1- 2	3- 2	1- 0			
3- 5	1- 3	1- 0	HOME	0- 1	1- 1	0- 0			
4- 4	0- 3	0- 0	AWAY	1- 0	2- 1	1- 0			
0- 1	0- 0	0- 0	NEUTRAL	0- 1	0- 0	0- 0			

RPI	S	Opponent	Score	RPI	S	Opponent	Score	Team's RPI: 46	RPI	S	Opponent	Score	RPI	S	Opponent	Score
3	A	South Carolina	41 60	28	N	Drake	85 80		75	A	Tulane	59 61	104	H	Virginia Tech	87 92
3	H	South Carolina	47 73	36	H	LSU	54 49		83	A	Florida	82 75	111	A	Vanderbilt	64 59
5	H	Mississippi St.	47 77	39	N	West Virginia	52 56		86	H	Georgia	51 57	116	A	Ole Miss	59 63
14	H	Kentucky	60 64	49	H	Indiana	71 67		86	N	Georgia	52 56	116	H	Ole Miss	83 60
20	H	Tennessee	79 61						95	H	Jacksonville	53 41	118	N	Ball St.	54 40
21	A	Texas A&M	61 66										125	H	Troy	61 52
22	A	Kansas St.	66 71										131	A	Alabama	66 55
24	A	Missouri	53 68										131	H	Alabama	61 63
													138	A	Louisiana Tech	76 66
													172	A	East Carolina	61 52
													173	A	Arkansas	70 64
													233	N	Marist	52 51
													278	A	N.C. A&T	68 36
													296	H	Savannah St.	75 46
LAST 12 Division I GAMES:																
		86	N	Georgia	52 56	3	A	South Carolina	41 60							
		173	A	Arkansas	70 64	21	A	Texas A&M	61 66							
		36	H	LSU	54 49	5	H	Mississippi St.	47 77							
		131	H	Alabama	61 63	131	A	Alabama	66 55							
		116	A	Ole Miss	59 63	24	A	Missouri	53 68							
		86	H	Georgia	51 57	14	H	Kentucky	60 64							

Non-Div I Games:

Auburn

■ Loss,
 ■ Non-Conf, S Site,
 ■ Home
 ■ Away
 N Neutral

Average RPI Win:	261	WON-LOST	WINNING	LAST 10	STRENGTH OF	OPP. STRENGTH	TEAM	ADJ.	CONF.	ADJ CONF.
Average RPI Loss:	189	RECORD	PCT. RANK	GAMES	SCHEDULE	OF SCHEDULE	RPI	RPI	RPI	RPI
DIV. I ONLY	12- 16	215	4- 6	295	267	262	262	26	26	
DIV. I NON-CONF.	4- 7	224	0- 0	227	247	257	257	25	25	
TOTALS	RPI 1-25	RPI 26-50	W-L RECORDS	RPI 51-100	RPI 101-150	RPI 150+				
12- 16	0- 0	0- 1	OVERALL	0- 3	0- 1	12- 11				
8- 5	0- 0	0- 1	HOME	0- 1	0- 0	8- 3				
4- 9	0- 0	0- 0	AWAY	0- 2	0- 1	4- 6				
0- 2	0- 0	0- 0	NEUTRAL	0- 0	0- 0	0- 2				
4- 7	0- 0	0- 1	NON-CONFERENCE	0- 2	0- 1	4- 3				
3- 2	0- 0	0- 1	HOME	0- 0	0- 0	3- 1				
1- 4	0- 0	0- 0	AWAY	0- 2	0- 1	1- 1				
0- 1	0- 0	0- 0	NEUTRAL	0- 0	0- 0	0- 1				
8- 9	0- 0	0- 0	CONFERENCE	0- 1	0- 0	8- 8				
5- 3	0- 0	0- 0	HOME	0- 1	0- 0	5- 2				
3- 5	0- 0	0- 0	AWAY	0- 0	0- 0	3- 5				
0- 1	0- 0	0- 0	NEUTRAL	0- 0	0- 0	0- 1				

RPI S	Opponent	Score	RPI S	Opponent	Score	RPI S	Opponent	Score	RPI S	Opponent	Score	Team's RPI: 262
40	H Western Ky.	65 85	57	H Belmont	71 80	116	A Ole Miss	38 66				
			80	A Middle Tenn.	51 82	177	H Morehead St.	71 81				
			94	A UCF	43 61	202	A SIUE	69 76				
						202	H SIUE	85 62				
						203	H ETSU	77 74				
						221	A UT Martin	80 83				
						221	H UT Martin	85 60				
						221	N UT Martin	43 59				
						237	A Evansville	54 68				
						246	H Miami (OH)	58 73				
						248	N St. Bonaventure	57 58				
						251	A Jacksonville St.	45 65				
						252	H Tennessee St.	79 63				
						264	A Murray St.	62 67				
						264	H Murray St.	75 63				
						266	A Southeast Mo. St.	74 64				
						266	H Southeast Mo. St.	84 74				
						270	A Eastern Ky.	71 80				
						271	H Kennesaw St.	68 49				
						282	A Tennessee Tech	87 84				
						286	A Ark.-Pine Bluff	69 55				
						300	A Eastern Ill.	69 59				
						300	H Eastern Ill.	73 78				
						318	H Arkansas St.	62 55				
LAST 12 Division I GAMES:												
221	N UT Martin	43 59	252	H Tennessee St.	79 63							
266	A Southeast Mo. St.	74 64	270	A Eastern Ky.	71 80							
221	H UT Martin	85 60	266	H Southeast Mo. St.	84 74							
300	H Eastern Ill.	73 78	221	A UT Martin	80 83							
202	A SIUE	69 76	264	H Murray St.	75 63							
264	A Murray St.	62 67	300	A Eastern Ill.	69 59							

Non-Div I Games: Trevecca Nazarene 69 51 Christian Bros. 76 57

Austin Peay

Loss, Non-Conf, S Site, H Home A Away N Neutral

Average RPI Win:	206	WON-LOST	WINNING	LAST 10	STRENGTH OF	OPP. STRENGTH	TEAM	ADJ.	CONF.	ADJ CONF.
Average RPI Loss:	89	RECORD	PCT. RANK	GAMES	SCHEDULE	OF SCHEDULE	RPI	RPI	RPI	RPI
DIV. I ONLY	20- 11	97	7- 3	134	101	88	88	15	15	
DIV. I NON-CONF.	6- 5	148	0- 0	65	11	80	80	13	13	
TOTALS	RPI 1-25	RPI 26-50	W-L RECORDS	RPI 51-100	RPI 101-150	RPI 150+				
20- 11	0- 3	0- 0	OVERALL	1- 3	5- 3	14- 2				
10- 2	0- 2	0- 0	HOME	1- 0	2- 0	7- 0				
6- 7	0- 0	0- 0	AWAY	0- 3	0- 2	6- 2				
4- 2	0- 1	0- 0	NEUTRAL	0- 0	3- 1	1- 0				
6- 5	0- 3	0- 0	NON-CONFERENCE	0- 2	3- 0	3- 0				
1- 2	0- 2	0- 0	HOME	0- 0	0- 0	1- 0				
2- 2	0- 0	0- 0	AWAY	0- 2	0- 0	2- 0				
3- 1	0- 1	0- 0	NEUTRAL	0- 0	3- 0	0- 0				
14- 6	0- 0	0- 0	CONFERENCE	1- 1	2- 3	11- 2				
9- 0	0- 0	0- 0	HOME	1- 0	2- 0	6- 0				
4- 5	0- 0	0- 0	AWAY	0- 1	0- 2	4- 2				
1- 1	0- 0	0- 0	NEUTRAL	0- 0	0- 1	1- 0				

RPI S	Opponent	Score	RPI S	Opponent	Score	RPI S	Opponent	Score	RPI S	Opponent	Score
4 N	Oregon St.	56 65				64 A	Gonzaga	52 87	105 N	UNLV	63 54
9 H	Washington	70 82				64 H	Gonzaga	71 63	109 A	St. Mary's (CA)	58 64
19 H	Oklahoma	61 68				79 A	Utah	60 77	109 H	St. Mary's (CA)	70 65
						86 A	Georgia	51 81	109 N	St. Mary's (CA)	49 59
									112 N	Saint Joseph's	71 56
									139 A	San Francisco	63 70
									139 H	San Francisco	73 61
									143 N	Tulsa	71 56
									163 A	Santa Clara	63 64
									163 H	Santa Clara	72 66
									190 A	Utah St.	60 40
									201 A	Loyola Marymount	74 77
									201 H	Loyola Marymount	76 59
									224 A	San Diego	65 47
									224 H	San Diego	81 63
									224 N	San Diego	75 66
									235 H	Weber St.	73 64
									243 A	Pacific	68 55
									243 H	Pacific	68 50
									275 A	Portland	77 38
									275 H	Portland	73 60
									313 A	Pepperdine	73 47
									313 H	Pepperdine	88 49
									332 A	Utah Valley	68 50
LAST 12 Division I GAMES:											
109 N	St. Mary's (CA)	49 59	139 H	San Francisco	73 61						
224 N	San Diego	75 66	313 H	Pepperdine	88 49						
64 H	Gonzaga	71 63	275 A	Portland	77 38						
275 H	Portland	73 60	64 A	Gonzaga	52 87						
109 A	St. Mary's (CA)	58 64	201 A	Loyola Marymount	74 77						
224 A	San Diego	65 47	163 H	Santa Clara	72 66						

Non-Div I Games:

BYU

■ Loss,
■ Non-Conf,
■ S Site,
■ H Home
■ A Away
N Neutral

Average RPI Win:	202	WON-LOST	WINNING	LAST 10	STRENGTH OF	OPP. STRENGTH	TEAM	ADJ.	CONF.	ADJ CONF.
Average RPI Loss:	96	RECORD	PCT. RANK	GAMES	SCHEDULE	OF SCHEDULE	RPI	RPI	RPI	RPI
DIV. I ONLY	20- 10	85	7- 3	181	103	118	118	10	10	
DIV. I NON-CONF.	6- 5	148	0- 0	316	128	233	233	11	11	
TOTALS	RPI 1-25	RPI 26-50	W-L RECORDS	RPI 51-100	RPI 101-150	RPI 150+				
20- 10	0- 0	1- 3	OVERALL	4- 5	0- 0	15- 2				
9- 5	0- 0	1- 0	HOME	1- 4	0- 0	7- 1				
10- 2	0- 0	0- 2	AWAY	3- 0	0- 0	7- 0				
1- 3	0- 0	0- 1	NEUTRAL	0- 1	0- 0	1- 1				
6- 5	0- 0	0- 2	NON-CONFERENCE	0- 1	0- 0	6- 2				
3- 2	0- 0	0- 0	HOME	0- 1	0- 0	3- 1				
2- 1	0- 0	0- 1	AWAY	0- 0	0- 0	2- 0				
1- 2	0- 0	0- 1	NEUTRAL	0- 0	0- 0	1- 1				
14- 5	0- 0	1- 1	CONFERENCE	4- 4	0- 0	9- 0				
6- 3	0- 0	1- 0	HOME	1- 3	0- 0	4- 0				
8- 1	0- 0	0- 1	AWAY	3- 0	0- 0	5- 0				
0- 1	0- 0	0- 0	NEUTRAL	0- 1	0- 0	0- 0				

RPI S	Opponent	Score	RPI S	Opponent	Score	RPI S	Opponent	Score	RPI S	Opponent	Score	Team's RPI: 118
40	A Western Ky.	61 68	44	A Central Mich.	92 101	44	H Central Mich.	81 73	46	N Auburn	40 54	
55	A Toledo	51 45	55	H Toledo	66 76	58	H Purdue	42 58	70	H Ohio	68 72	
81	A Northern Ill.	92 84	81	H Northern Ill.	96 101	91	A Buffalo	89 75	91	N Buffalo	65 69	
96	H Kent St.	71 47	96	H Kent St.	71 47							
154	A Oakland	66 59	160	A Western Mich.	83 72	160	H Western Mich.	61 56	172	N East Carolina	69 82	
234	A Akron	90 63	234	H Akron	80 70	237	H Evansville	84 49	246	A Miami (OH)	81 60	
255	A Bowling Green	75 53	255	H Bowling Green	91 70	259	A Butler	74 50	278	N N.C. A&T	76 57	
284	A Eastern Mich.	64 54	284	H Eastern Mich.	78 49	286	H Ark.-Pine Bluff	88 60	299	H Lipscomb	74 78	
344	H Chicago St.	88 53										
LAST 12 Division I GAMES:												
91	N Buffalo	65 69	70	H Ohio	68 72	255	H Bowling Green	91 70	246	A Miami (OH)	81 60	
55	H Toledo	66 76	234	A Akron	90 63	81	H Northern Ill.	96 101	91	A Buffalo	89 75	
284	A Eastern Mich.	64 54										
44	H Central Mich.	81 73										
160	A Western Mich.	83 72										
81	A Northern Ill.	92 84										

Non-Div I Games: Urbana 93 49

Ball St.

■ Loss,
 ■ Non-Conf,
 ■ S Site,
 ■ Home
 ■ A Away
 N Neutral

Average RPI Win: 109		WON-LOST	WINNING	LAST 10	STRENGTH OF	OPP. STRENGTH	TEAM	ADJ.	CONF.	ADJ CONF.
Average RPI Loss: 18		RECORD	PCT. RANK	GAMES	SCHEDULE	OF SCHEDULE	RPI	RPI	RPI	RPI
DIV. I ONLY		30- 3	3	8- 2	33	9	7	7	4	4
DIV. I NON-CONF.		11- 1	12	0- 0	81	38	8	8	3	3
TOTALS		RPI 1-25	RPI 26-50		W-L RECORDS		RPI 51-100	RPI 101-150	RPI 150+	
30- 3		10- 2	2- 1		OVERALL		5- 0	4- 0	9- 0	
15- 1		3- 1	1- 0		HOME		2- 0	2- 0	7- 0	
10- 1		4- 1	1- 0		AWAY		2- 0	1- 0	2- 0	
5- 1		3- 0	0- 1		NEUTRAL		1- 0	1- 0	0- 0	
11- 1		4- 1	0- 0		NON-CONFERENCE		1- 0	1- 0	5- 0	
7- 0		1- 0	0- 0		HOME		0- 0	1- 0	5- 0	
1- 1		1- 1	0- 0		AWAY		0- 0	0- 0	0- 0	
3- 0		2- 0	0- 0		NEUTRAL		1- 0	0- 0	0- 0	
19- 2		6- 1	2- 1		CONFERENCE		4- 0	3- 0	4- 0	
8- 1		2- 1	1- 0		HOME		2- 0	1- 0	2- 0	
9- 0		3- 0	1- 0		AWAY		2- 0	1- 0	2- 0	
2- 1		1- 0	0- 1		NEUTRAL		0- 0	1- 0	0- 0	

RPI	S	Opponent	Score
1	A	UConn	61 72
10	H	UCLA	84 70
13	A	Texas	70 67
13	H	Texas	79 85
17	N	DePaul	104 72
19	A	Oklahoma	103 64
19	H	Oklahoma	92 58
20	A	Tennessee	88 66
22	A	Kansas St.	91 49
22	H	Kansas St.	87 57
22	N	Kansas St.	88 71
25	N	Ohio St.	85 68

RPI	S	Opponent	Score
39	A	West Virginia	91 56
39	H	West Virginia	79 73
39	N	West Virginia	66 77

RPI	S	Opponent	Score
60	A	Iowa St.	83 52
60	H	Iowa St.	68 42
82	A	Oklahoma St.	86 50
82	H	Oklahoma St.	89 67
96	N	Kent St.	84 42

RPI	S	Opponent	Score
103	A	Texas Tech	79 61
103	H	Texas Tech	86 48
103	N	Texas Tech	95 63
106	H	Abilene Christian	79 34
166	A	TCU	91 73
166	H	TCU	77 54
168	H	Texas St.	90 24
188	A	Kansas	92 43
188	H	Kansas	90 43
312	H	Mississippi Val.	101 36
329	H	Southeastern La.	109 38
337	H	Houston Baptist	118 43
345	H	Winthrop	140 32

LAST 12 Division I GAMES:

39	N	West Virginia	66 77	82	H	Oklahoma St.	89 67
22	N	Kansas St.	88 71	166	A	TCU	91 73
103	N	Texas Tech	95 63	13	H	Texas	79 85
19	A	Oklahoma	103 64	103	A	Texas Tech	79 61
103	H	Texas Tech	86 48	60	A	Iowa St.	83 52
13	A	Texas	70 67	19	H	Oklahoma	92 58

Non-Div I Games:

Baylor

■ Loss,
 ■ Non-Conf,
 ■ S Site,
 ■ Home
 ■ A Away
 N Neutral

Belmont

Through Games Of March 9, 2017

Average RPI Win:	241	WON-LOST	WINNING	LAST 10	STRENGTH OF	OPP. STRENGTH	TEAM	ADJ.	CONF.	ADJ CONF.
Average RPI Loss:	76	RECORD	PCT. RANK	GAMES	SCHEDULE	OF SCHEDULE	RPI	RPI	RPI	RPI
DIV. I ONLY	26- 5	13	10- 0	234	229	57	57	26	26	
DIV. I NON-CONF.	7- 5	137	0- 0	154	77	88	88	25	25	
TOTALS	RPI 1-25	RPI 26-50	W-L RECORDS	RPI 51-100	RPI 101-150	RPI 150+				
26- 5	0- 1	0- 1	OVERALL	1- 1	0- 2	25- 0				
10- 1	0- 0	0- 1	HOME	1- 0	0- 0	9- 0				
13- 3	0- 1	0- 0	AWAY	0- 1	0- 1	13- 0				
3- 1	0- 0	0- 0	NEUTRAL	0- 0	0- 1	3- 0				
7- 5	0- 1	0- 1	NON-CONFERENCE	1- 1	0- 2	6- 0				
2- 1	0- 0	0- 1	HOME	1- 0	0- 0	1- 0				
5- 3	0- 1	0- 0	AWAY	0- 1	0- 1	5- 0				
0- 1	0- 0	0- 0	NEUTRAL	0- 0	0- 1	0- 0				
19- 0	0- 0	0- 0	CONFERENCE	0- 0	0- 0	19- 0				
8- 0	0- 0	0- 0	HOME	0- 0	0- 0	8- 0				
8- 0	0- 0	0- 0	AWAY	0- 0	0- 0	8- 0				
3- 0	0- 0	0- 0	NEUTRAL	0- 0	0- 0	3- 0				

RPI 1-25				RPI 26-50				RPI 51-100 Team's RPI: 57				RPI 101+			
RPI	S	Opponent	Score	RPI	S	Opponent	Score	RPI	S	Opponent	Score	RPI	S	Opponent	Score
11	A	Louisville	50 73	26	H	Green Bay	53 62	62	H	IUPUI	78 72	125	A	Troy	74 91
								72	A	Minnesota	74 75	146	N	Fresno St.	53 62
												177	A	Morehead St.	91 59
												177	H	Morehead St.	96 76
												189	A	UAB	72 58
												201	A	Loyola Marymount	79 72
												202	H	SIUE	94 67
												221	H	UT Martin	71 66
												221	N	UT Martin	83 62
												226	A	Presbyterian	83 58
												230	A	Samford	73 54
												251	A	Jacksonville St.	54 53
												251	H	Jacksonville St.	61 52
												252	A	Tennessee St.	70 60
												252	H	Tennessee St.	87 71
												262	A	Austin Peay	80 71
												264	A	Murray St.	87 69
												266	H	Southeast Mo. St.	89 77
												266	N	Southeast Mo. St.	74 59
												270	A	Eastern Ky.	73 67
												270	H	Eastern Ky.	74 58
												270	N	Eastern Ky.	94 64
												282	A	Tennessee Tech	85 66
												282	H	Tennessee Tech	89 75
												299	H	Lipscomb	100 62
												300	A	Eastern Ill.	77 58
LAST 12 Division I GAMES:															
				270	N	Eastern Ky.	94 64					282	A	Tennessee Tech	85 66
				221	N	UT Martin	83 62					251	H	Jacksonville St.	61 52
				266	N	Southeast Mo. St.	74 59					264	A	Murray St.	87 69
				252	H	Tennessee St.	87 71					202	H	SIUE	94 67
				177	H	Morehead St.	96 76					252	A	Tennessee St.	70 60
				270	A	Eastern Ky.	73 67					282	H	Tennessee Tech	89 75

Non-Div I Games: Trevecca Nazarene 87 56

Belmont

Loss, Non-Conf, S Site, H Home A Away N Neutral

RPI	S	Opponent	Score
316	A	Fort Wayne	85 59

B
e
l
m
o
n
t

B
e
l
m
o
n
t

Belmont

Bethune-Cookman

Through Games Of March 9, 2017

Average RPI Win:	288	WON-LOST	WINNING	LAST 10	STRENGTH OF	OPP. STRENGTH	TEAM	ADJ.	CONF.	ADJ CONF.
Average RPI Loss:	193	RECORD	PCT. RANK	GAMES	SCHEDULE	OF SCHEDULE	RPI	RPI	RPI	RPI
DIV. I ONLY	18- 9	85	10- 0	326	340	170	170	32	32	
DIV. I NON-CONF.	2- 8	288	0- 0	229	288	304	304	31	31	
TOTALS	RPI 1-25	RPI 26-50	W-L RECORDS	RPI 51-100	RPI 101-150	RPI 150+				
18- 9	0- 0	0- 0	OVERALL	0- 3	0- 1	18- 5				
8- 1	0- 0	0- 0	HOME	0- 0	0- 0	8- 1				
8- 7	0- 0	0- 0	AWAY	0- 3	0- 1	8- 3				
2- 1	0- 0	0- 0	NEUTRAL	0- 0	0- 0	2- 1				
2- 8	0- 0	0- 0	NON-CONFERENCE	0- 3	0- 1	2- 4				
1- 0	0- 0	0- 0	HOME	0- 0	0- 0	1- 0				
0- 7	0- 0	0- 0	AWAY	0- 3	0- 1	0- 3				
1- 1	0- 0	0- 0	NEUTRAL	0- 0	0- 0	1- 1				
16- 1	0- 0	0- 0	CONFERENCE	0- 0	0- 0	16- 1				
7- 1	0- 0	0- 0	HOME	0- 0	0- 0	7- 1				
8- 0	0- 0	0- 0	AWAY	0- 0	0- 0	8- 0				
1- 0	0- 0	0- 0	NEUTRAL	0- 0	0- 0	1- 0				

RPI 1-25				RPI 26-50				RPI 51-100				RPI 101+ Team's RPI: 170			
RPI	S	Opponent	Score	RPI	S	Opponent	Score	RPI	S	Opponent	Score	RPI	S	Opponent	Score
								94	A	UCF	43 70	113	A	Clemson	38 59
								95	A	Jacksonville	63 69	164	H	Hampton	66 56
								100	A	Stetson	60 63	202	N	SIUE	83 78
												223	A	Southern U.	59 61
												229	H	Howard	75 54
												252	N	Tennessee St.	60 69
												260	A	UMES	61 33
												260	H	UMES	56 59
												269	A	Prairie View	64 66
												278	A	N.C. A&T	65 60
												283	A	Norfolk St.	68 58
												283	H	Norfolk St.	53 44
												291	A	Coppin St.	76 56
												291	H	Coppin St.	71 52
												293	H	North Florida	52 50
												296	A	Savannah St.	38 31
												296	N	Savannah St.	53 43
												325	A	Florida A&M	64 41
												325	H	Florida A&M	66 53
												329	A	Southeastern La.	63 75
												330	H	Morgan St.	50 48
												335	A	N.C. Central	62 52
												347	H	Delaware St.	72 58
												348	A	South Carolina St.	64 34
LAST 12 Division I GAMES:															
				296	N	Savannah St.	53 43					260	A	UMES	61 33
				325	H	Florida A&M	66 53					291	A	Coppin St.	76 56
				278	A	N.C. A&T	65 60					229	H	Howard	75 54
				335	A	N.C. Central	62 52					347	H	Delaware St.	72 58
				283	H	Norfolk St.	53 44					283	A	Norfolk St.	68 58
				164	H	Hampton	66 56					260	H	UMES	56 59

Non-Div I Games: Edward Waters 55 45 Flagler 76 53

Bethune-Cookman

■ Loss,
 ■ Non-Conf,
 ■ S Site,
 ■ Home
 ■ Away
 N Neutral

Binghamton

Through Games Of March 9, 2017

Average RPI Win:	248	WON-LOST	WINNING	LAST 10	STRENGTH OF	OPP. STRENGTH	TEAM	ADJ.	CONF.	ADJ CONF.
Average RPI Loss:	143	RECORD	PCT. RANK	GAMES	SCHEDULE	OF SCHEDULE	RPI	RPI	RPI	RPI
DIV. I ONLY	11- 17	231	4- 6	146	259	211	211	22	22	
DIV. I NON-CONF.	3- 8	262	0- 0	99	315	211	211	22	22	
TOTALS	RPI 1-25	RPI 26-50	W-L RECORDS	RPI 51-100	RPI 101-150	RPI 150+				
11- 17	0- 0	0- 0	OVERALL	1- 4	1- 6	9- 7				
5- 8	0- 0	0- 0	HOME	0- 2	1- 2	4- 4				
6- 8	0- 0	0- 0	AWAY	1- 2	0- 3	5- 3				
0- 1	0- 0	0- 0	NEUTRAL	0- 0	0- 1	0- 0				
3- 8	0- 0	0- 0	NON-CONFERENCE	1- 2	0- 2	2- 4				
0- 5	0- 0	0- 0	HOME	0- 1	0- 1	0- 3				
3- 3	0- 0	0- 0	AWAY	1- 1	0- 1	2- 1				
0- 0	0- 0	0- 0	NEUTRAL	0- 0	0- 0	0- 0				
8- 9	0- 0	0- 0	CONFERENCE	0- 2	1- 4	7- 3				
5- 3	0- 0	0- 0	HOME	0- 1	1- 1	4- 1				
3- 5	0- 0	0- 0	AWAY	0- 1	0- 2	3- 2				
0- 1	0- 0	0- 0	NEUTRAL	0- 0	0- 1	0- 0				

RPI 1-25			RPI 26-50			RPI 51-100				RPI 101+			Team's RPI: 211		
RPI	S	Opponent	Score	RPI	S	Opponent	Score	RPI	S	Opponent	Score	RPI	S	Opponent	Score
								56	A	Penn	61 48	114	A	Albany (NY)	63 80
								70	A	Ohio	55 63	114	H	Albany (NY)	61 67
								71	H	Bucknell	57 67	125	A	Maine	49 62
								76	A	New Hampshire	69 76	125	H	Maine	58 52
								76	H	New Hampshire	62 70	125	N	Maine	40 57
												127	H	Cornell	51 54
												133	A	Yale	48 57
												155	H	Brown	72 83
												183	A	Hartford	73 76
												183	H	Hartford	60 59
												194	H	Columbia	65 75
												195	A	Providence	58 71
												198	H	Sacred Heart	69 77
												210	A	UMBC	45 53
												210	H	UMBC	69 62
												258	A	Stony Brook	48 40
												258	H	Stony Brook	59 74
												274	A	Vermont	64 55
												274	H	Vermont	76 61
												321	A	NJIT	68 44
												339	A	Fairleigh Dickinson	80 69
												343	A	UMass Lowell	58 48
												343	H	UMass Lowell	69 54
LAST 12 Division I GAMES:															
				125	N	Maine	40 57			274	H	Vermont	76 61		
				125	A	Maine	49 62			343	H	UMass Lowell	69 54		
				183	H	Hartford	60 59			210	A	UMBC	45 53		
				258	H	Stony Brook	59 74			125	H	Maine	58 52		
				76	A	New Hampshire	69 76			183	A	Hartford	73 76		
				114	A	Albany (NY)	63 80			258	A	Stony Brook	48 40		

Non-Div I Games: Georgian Court 74 53 Misericordia 77 54

Binghamton

Loss, Non-Conf, S Site, H Home A Away N Neutral

Average RPI Win:	174	WON-LOST	WINNING	LAST 10	STRENGTH OF	OPP. STRENGTH	TEAM	ADJ.	CONF.	ADJ CONF.
Average RPI Loss:	152	RECORD	PCT. RANK	GAMES	SCHEDULE	OF SCHEDULE	RPI	RPI	RPI	RPI
DIV. I ONLY	22- 7	37	9- 1	127	127	48	48	13	13	
DIV. I NON-CONF.	8- 1	19	0- 0	122	96	19	19	15	15	
TOTALS	RPI 1-25	RPI 26-50	W-L RECORDS	RPI 51-100	RPI 101-150	RPI 150+				
22- 7	0- 1	0- 0	OVERALL	4- 1	6- 1	12- 4				
12- 2	0- 0	0- 0	HOME	1- 1	2- 1	9- 0				
7- 5	0- 1	0- 0	AWAY	2- 0	3- 0	2- 4				
3- 0	0- 0	0- 0	NEUTRAL	1- 0	1- 0	1- 0				
8- 1	0- 1	0- 0	NON-CONFERENCE	0- 0	4- 0	4- 0				
5- 0	0- 0	0- 0	HOME	0- 0	1- 0	4- 0				
2- 1	0- 1	0- 0	AWAY	0- 0	2- 0	0- 0				
1- 0	0- 0	0- 0	NEUTRAL	0- 0	1- 0	0- 0				
14- 6	0- 0	0- 0	CONFERENCE	4- 1	2- 1	8- 4				
7- 2	0- 0	0- 0	HOME	1- 1	1- 1	5- 0				
5- 4	0- 0	0- 0	AWAY	2- 0	1- 0	2- 4				
2- 0	0- 0	0- 0	NEUTRAL	1- 0	0- 0	1- 0				

RPI 1-25				RPI 26-50		Team's RPI: 48		RPI 51-100				RPI 101+				
RPI	S	Opponent	Score	RPI	S	Opponent	Score	RPI	S	Opponent	Score	RPI	S	Opponent	Score	
9	A	Washington	66 92					53	A	Colorado St.	51 45	102	A	Washington St.	77 73	
								53	H	Colorado St.	53 60	105	H	UNLV	55 58	
								53	N	Colorado St.	65 61	109	A	St. Mary's (CA)	83 78	
								98	A	Wyoming	53 43	117	N	Charlotte	68 65	
								98	H	Wyoming	64 54	134	H	Eastern Wash.	67 64	
												146	A	Fresno St.	66 48	
												146	H	Fresno St.	67 66	
												153	A	New Mexico	68 75	
												153	H	New Mexico	64 62	
												153	N	New Mexico	64 62	
												190	A	Utah St.	63 65	
												190	H	Utah St.	76 56	
												200	A	San Jose St.	69 61	
												200	H	San Jose St.	86 64	
												207	H	Portland St.	94 76	
												218	H	Seattle U	73 68	
												240	H	Hawaii	61 49	
												267	A	San Diego St.	77 84	
												275	H	Portland	74 60	
												285	A	Nevada	62 69	
												285	H	Nevada	77 74	
												322	A	Air Force	69 59	
												322	H	Air Force	72 48	
LAST 12 Division I GAMES:																
				53	N	Colorado St.	65 61		98	A	Wyoming	53 43				
				153	N	New Mexico	64 62		153	H	New Mexico	64 62				
				322	H	Air Force	72 48		322	A	Air Force	69 59				
				146	A	Fresno St.	66 48		190	A	Utah St.	63 65				
				200	A	San Jose St.	69 61		53	H	Colorado St.	53 60				
				285	H	Nevada	77 74		98	H	Wyoming	64 54				

Non-Div I Games: Southern Ore. 89 45 Concordia Portland 71 40

Boise St.

Loss, Non-Conf, S Site, H Home A Away N Neutral

Average RPI Win:	195	WON-LOST	WINNING	LAST 10	STRENGTH OF	OPP. STRENGTH	TEAM	ADJ.	CONF.	ADJ CONF.
Average RPI Loss:	70	RECORD	PCT. RANK	GAMES	SCHEDULE	OF SCHEDULE	RPI	RPI	RPI	RPI
DIV. I ONLY	9- 21	280	1- 9	45	50	175	175	3	3	
DIV. I NON-CONF.	7- 6	157	0- 0	198	227	188	188	4	4	
TOTALS	RPI 1-25	RPI 26-50	W-L RECORDS	RPI 51-100	RPI 101-150	RPI 150+				
9- 21	0- 6	0- 3	OVERALL	0- 5	4- 4	5- 3				
6- 9	0- 3	0- 2	HOME	0- 2	2- 2	4- 0				
2- 10	0- 3	0- 1	AWAY	0- 2	2- 1	0- 3				
1- 2	0- 0	0- 0	NEUTRAL	0- 1	0- 1	1- 0				
7- 6	0- 0	0- 0	NON-CONFERENCE	0- 1	2- 3	5- 2				
5- 2	0- 0	0- 0	HOME	0- 1	1- 1	4- 0				
1- 3	0- 0	0- 0	AWAY	0- 0	1- 1	0- 2				
1- 1	0- 0	0- 0	NEUTRAL	0- 0	0- 1	1- 0				
2- 15	0- 6	0- 3	CONFERENCE	0- 4	2- 1	0- 1				
1- 7	0- 3	0- 2	HOME	0- 1	1- 1	0- 0				
1- 7	0- 3	0- 1	AWAY	0- 2	1- 0	0- 1				
0- 1	0- 0	0- 0	NEUTRAL	0- 1	0- 0	0- 0				

RPI 1-25				RPI 26-50				RPI 51-100				RPI 101+ Team's RPI: 175			
RPI	S	Opponent	Score	RPI	S	Opponent	Score	RPI	S	Opponent	Score	RPI	S	Opponent	Score
2	A	Notre Dame	45 82	31	A	Syracuse	52 79	51	A	Virginia	55 62	101	N	SMU	64 72
2	H	Notre Dame	69 80	31	H	Syracuse	45 72	61	H	Georgia Tech	67 71	104	H	Virginia Tech	79 82
8	H	Duke	44 67	38	H	North Carolina St.	58 70	61	N	Georgia Tech	67 71	109	H	St. Mary's (CA)	54 62
11	A	Louisville	43 68					85	H	Penn St.	56 60	113	H	Clemson	60 48
12	H	Florida St.	53 85					87	A	Wake Forest	55 71	119	A	North Carolina	88 77
15	A	Miami (FL)	51 58									120	A	Fordham	49 56
												125	H	Maine	64 53
												133	A	Yale	71 64
												162	A	Pittsburgh	43 56
												183	A	Hartford	56 65
												195	H	Providence	57 53
												197	A	Seton Hall	66 71
												217	H	Dartmouth	65 53
												226	H	Boston U.	67 49
												305	H	Central Conn. St.	66 46
												324	N	St. Francis Brooklyn	73 58
LAST 12 Division I GAMES:															
		61 N Georgia Tech	67 71			31 H Syracuse	45 72								
		104 H Virginia Tech	79 82			12 H Florida St.	53 85								
		2 A Notre Dame	45 82			15 A Miami (FL)	51 58								
		38 H North Carolina St.	58 70			87 A Wake Forest	55 71								
		11 A Louisville	43 68			8 H Duke	44 67								
		119 A North Carolina	88 77			2 H Notre Dame	69 80								

Non-Div I Games:

Boston College

■ Loss,
 ■ Non-Conf, S Site,
 ■ Home
 ■ Away
 N Neutral

Average RPI Win:	281	WON-LOST	WINNING	LAST 10	STRENGTH OF	OPP. STRENGTH	TEAM	ADJ.	CONF.	ADJ CONF.
Average RPI Loss:	141	RECORD	PCT. RANK	GAMES	SCHEDULE	OF SCHEDULE	RPI	RPI	RPI	RPI
DIV. I ONLY	13- 17	210	6- 4	235	251	226	226	25	25	
DIV. I NON-CONF.	2- 9	293	0- 0	223	153	319	319	26	26	
TOTALS	RPI 1-25	RPI 26-50	W-L RECORDS	RPI 51-100	RPI 101-150	RPI 150+				
13- 17	0- 0	0- 2	OVERALL	0- 3	0- 4	13- 8				
8- 6	0- 0	0- 1	HOME	0- 2	0- 1	8- 2				
5- 10	0- 0	0- 1	AWAY	0- 1	0- 2	5- 6				
0- 1	0- 0	0- 0	NEUTRAL	0- 0	0- 1	0- 0				
2- 9	0- 0	0- 2	NON-CONFERENCE	0- 1	0- 2	2- 4				
2- 3	0- 0	0- 1	HOME	0- 1	0- 0	2- 1				
0- 5	0- 0	0- 1	AWAY	0- 0	0- 1	0- 3				
0- 1	0- 0	0- 0	NEUTRAL	0- 0	0- 1	0- 0				
11- 8	0- 0	0- 0	CONFERENCE	0- 2	0- 2	11- 4				
6- 3	0- 0	0- 0	HOME	0- 1	0- 1	6- 1				
5- 5	0- 0	0- 0	AWAY	0- 1	0- 1	5- 3				
0- 0	0- 0	0- 0	NEUTRAL	0- 0	0- 0	0- 0				

RPI S	Opponent	Score	RPI S	Opponent	Score	RPI S	Opponent	Score	RPI S	Opponent	Score	Team's RPI: 226
34	A Arizona St.	42 71	71	A Bucknell	56 73	114	A Albany (NY)	54 69				
43	H Harvard	52 65	71	H Bucknell	50 66	122	N Long Beach St.	48 61				
			76	H New Hampshire	51 59	135	A Navy	41 55				
						135	H Navy	59 62				
						156	A Army West Point	66 62				
						156	H Army West Point	52 64				
						158	A Northeastern	59 78				
						175	A Boston College	49 67				
						191	A American	62 73				
						191	A American	51 57				
						191	H American	71 62				
						217	H Dartmouth	49 61				
						233	A Marist	57 76				
						267	A Loyola Maryland	67 55				
						267	H Loyola Maryland	61 58				
						273	A Colgate	87 96				
						273	H Colgate	65 51				
						298	A Lafayette	75 58				
						298	H Lafayette	68 50				
						307	A Lehigh	69 64				
						307	H Lehigh	64 50				
						309	H Massachusetts	64 60				
						317	A Holy Cross	66 49				
						317	H Holy Cross	68 56				
						343	H UMass Lowell	66 56				
LAST 12 Division I GAMES:												
191	A American	51 57	267	A Loyola Maryland	67 55							
156	A Army West Point	66 62	191	H American	71 62							
317	H Holy Cross	68 56	298	A Lafayette	75 58							
156	H Army West Point	52 64	135	A Navy	41 55							
71	A Bucknell	56 73	307	H Lehigh	64 50							
273	H Colgate	65 51	71	H Bucknell	50 66							

Non-Div I Games:

Boston U.

■ Loss,
 ■ Non-Conf, S Site,
 ■ Home
 ■ Away
 N Neutral

Bowling Green

Through Games Of March 9, 2017

Average RPI Win:	239	WON-LOST	WINNING	LAST 10	STRENGTH OF	OPP. STRENGTH	TEAM	ADJ.	CONF.	ADJ CONF.
Average RPI Loss:	120	RECORD	PCT. RANK	GAMES	SCHEDULE	OF SCHEDULE	RPI	RPI	RPI	RPI
DIV. I ONLY	6- 22	315	3- 7	107	107	255	255	10	10	
DIV. I NON-CONF.	2- 7	284	0- 0	243	55	299	299	11	11	
TOTALS	RPI 1-25	RPI 26-50	W-L RECORDS	RPI 51-100	RPI 101-150	RPI 150+				
6- 22	0- 1	0- 1	OVERALL	1- 10	0- 3	5- 7				
1- 11	0- 0	0- 1	HOME	0- 5	0- 1	1- 4				
3- 10	0- 1	0- 0	AWAY	1- 4	0- 2	2- 3				
2- 1	0- 0	0- 0	NEUTRAL	0- 1	0- 0	2- 0				
2- 7	0- 1	0- 0	NON-CONFERENCE	0- 2	0- 1	2- 3				
0- 3	0- 0	0- 0	HOME	0- 1	0- 0	0- 2				
0- 3	0- 1	0- 0	AWAY	0- 0	0- 1	0- 1				
2- 1	0- 0	0- 0	NEUTRAL	0- 1	0- 0	2- 0				
4- 15	0- 0	0- 1	CONFERENCE	1- 8	0- 2	3- 4				
1- 8	0- 0	0- 1	HOME	0- 4	0- 1	1- 2				
3- 7	0- 0	0- 0	AWAY	1- 4	0- 1	2- 2				
0- 0	0- 0	0- 0	NEUTRAL	0- 0	0- 0	0- 0				

RPI 1-25				RPI 26-50				RPI 51-100				RPI 101+ Team's RPI: 255			
RPI	S	Opponent	Score	RPI	S	Opponent	Score	RPI	S	Opponent	Score	RPI	S	Opponent	Score
11	A	Louisville	58 83	44	H	Central Mich.	65 76	51	H	Virginia	47 67	104	A	Virginia Tech	51 98
								55	A	Toledo	59 74	118	A	Ball St.	70 91
								65	N	Chattanooga	49 54	118	H	Ball St.	53 75
								70	A	Ohio	68 79	160	A	Western Mich.	58 75
								70	H	Ohio	58 69	160	H	Western Mich.	53 74
								81	H	Northern Ill.	76 89	180	H	Cincinnati	58 68
								91	A	Buffalo	64 62	181	H	Cleveland St.	56 64
								91	A	Buffalo	45 61	234	A	Akron	62 58
								91	H	Buffalo	50 61	234	H	Akron	86 50
								96	A	Kent St.	78 80	246	A	Miami (OH)	61 59
								96	H	Kent St.	60 70	246	H	Miami (OH)	65 75
												270	A	Eastern Ky.	55 57
												284	A	Eastern Mich.	74 81
												298	N	Lafayette	69 42
												328	N	Saint Peter's	73 68
LAST 12 Division I GAMES:															
		91	A	Buffalo	45	61			160	H	Western Mich.	53	74		
		246	H	Miami (OH)	65	75			55	A	Toledo	59	74		
		70	A	Ohio	68	79			118	A	Ball St.	70	91		
		91	A	Buffalo	64	62			234	H	Akron	86	50		
		96	H	Kent St.	60	70			96	A	Kent St.	78	80		
		246	A	Miami (OH)	61	59			284	A	Eastern Mich.	74	81		

Non-Div I Games: Ohio Valley 82 46 Davis & Elkins 73 46 Malone 65 78

Bowling Green

Loss, Non-Conf, S Site, H Home A Away N Neutral

Average RPI Win:	257	WON-LOST	WINNING	LAST 10	STRENGTH OF	OPP. STRENGTH	TEAM	ADJ.	CONF.	ADJ CONF.
Average RPI Loss:	135	RECORD	PCT. RANK	GAMES	SCHEDULE	OF SCHEDULE	RPI	RPI	RPI	RPI
DIV. I ONLY	11- 18	244	5- 5	196	183	232	232	16	16	
DIV. I NON-CONF.	3- 7	250	0- 0	100	196	197	197	14	14	
TOTALS	RPI 1-25	RPI 26-50	W-L RECORDS	RPI 51-100	RPI 101-150	RPI 150+				
11- 18	0- 0	0- 5	OVERALL	0- 4	1- 0	10- 9				
6- 7	0- 0	0- 3	HOME	0- 2	1- 0	5- 2				
4- 11	0- 0	0- 2	AWAY	0- 2	0- 0	4- 7				
1- 0	0- 0	0- 0	NEUTRAL	0- 0	0- 0	1- 0				
3- 7	0- 0	0- 1	NON-CONFERENCE	0- 4	1- 0	2- 2				
1- 3	0- 0	0- 1	HOME	0- 2	1- 0	0- 0				
2- 4	0- 0	0- 0	AWAY	0- 2	0- 0	2- 2				
0- 0	0- 0	0- 0	NEUTRAL	0- 0	0- 0	0- 0				
8- 11	0- 0	0- 4	CONFERENCE	0- 0	0- 0	8- 7				
5- 4	0- 0	0- 2	HOME	0- 0	0- 0	5- 2				
2- 7	0- 0	0- 2	AWAY	0- 0	0- 0	2- 5				
1- 0	0- 0	0- 0	NEUTRAL	0- 0	0- 0	1- 0				

RPI 1-25			RPI 26-50			RPI 51-100			RPI 101+			Team's RPI: 232			
RPI	S	Opponent	Score	RPI	S	Opponent	Score	RPI	S	Opponent	Score	RPI	S	Opponent	Score
				26	H	Green Bay	43 68	59	A	Western Ill.	77 91	140	H	Detroit Mercy	70 60
				28	A	Drake	46 98	81	H	Northern Ill.	51 81	152	A	Missouri St.	75 73
				28	H	Drake	60 93	93	H	Saint Louis	58 68	152	H	Missouri St.	62 56
				50	A	UNI	50 70	96	A	Kent St.	52 77	160	A	Western Mich.	64 83
				50	H	UNI	53 72					169	A	Southern Ill.	63 69
												169	H	Southern Ill.	57 66
												179	A	Wichita St.	54 65
												179	H	Wichita St.	69 76
												237	A	Evansville	71 73
												237	H	Evansville	56 52
												250	A	Indiana St.	51 58
												250	H	Indiana St.	54 41
												259	A	Butler	56 58
												290	A	Valparaiso	67 56
												310	A	Illinois St.	63 71
												310	H	Illinois St.	70 59
												320	A	Ill.-Chicago	65 56
												326	A	Loyola Chicago	60 53
												326	H	Loyola Chicago	72 45
												326	N	Loyola Chicago	57 42
LAST 12 Division I GAMES:															
				326	N	Loyola Chicago	57 42	28	A	Drake	46 98				
				310	H	Illinois St.	70 59	50	A	UNI	50 70				
				169	A	Southern Ill.	63 69	250	H	Indiana St.	54 41				
				237	A	Evansville	71 73	326	H	Loyola Chicago	72 45				
				179	H	Wichita St.	69 76	237	H	Evansville	56 52				
				152	H	Missouri St.	62 56	169	H	Southern Ill.	57 66				

Non-Div I Games: Eureka

103 59

Bradley

Average RPI Win: 212	WON-LOST	WINNING	LAST 10	STRENGTH OF	OPP. STRENGTH	TEAM	ADJ.	CONF.	ADJ CONF.
Average RPI Loss: 146	RECORD	PCT. RANK	GAMES	SCHEDULE	OF SCHEDULE	RPI	RPI	RPI	RPI
DIV. I ONLY	15- 11	126	5- 5	197	182	155	155	8	8
DIV. I NON-CONF.	8- 4	97	0- 0	335	329	210	210	9	9
TOTALS	RPI 1-25	RPI 26-50	W-L RECORDS	RPI 51-100	RPI 101-150	RPI 150+			
15- 11	0- 0	0- 2	OVERALL	0- 2	4- 3	11- 4			
7- 6	0- 0	0- 1	HOME	0- 1	2- 1	5- 3			
8- 5	0- 0	0- 1	AWAY	0- 1	2- 2	6- 1			
0- 0	0- 0	0- 0	NEUTRAL	0- 0	0- 0	0- 0			
8- 4	0- 0	0- 0	NON-CONFERENCE	0- 0	0- 1	8- 3			
4- 2	0- 0	0- 0	HOME	0- 0	0- 0	4- 2			
4- 2	0- 0	0- 0	AWAY	0- 0	0- 1	4- 1			
0- 0	0- 0	0- 0	NEUTRAL	0- 0	0- 0	0- 0			
7- 7	0- 0	0- 2	CONFERENCE	0- 2	4- 2	3- 1			
3- 4	0- 0	0- 1	HOME	0- 1	2- 1	1- 1			
4- 3	0- 0	0- 1	AWAY	0- 1	2- 1	2- 0			
0- 0	0- 0	0- 0	NEUTRAL	0- 0	0- 0	0- 0			

RPI 1-25			RPI 26-50			RPI 51-100			RPI 101+			Team's RPI: 155			
RPI	S	Opponent	Score	RPI	S	Opponent	Score	RPI	S	Opponent	Score	RPI	S	Opponent	Score
				43	A	Harvard	59 69	56	A	Penn	60 86	115	A	Princeton	98 88
				43	H	Harvard	63 66	56	H	Penn	68 71	115	H	Princeton	75 81
												127	A	Cornell	67 46
												127	H	Cornell	72 67
												133	A	Yale	51 73
												133	H	Yale	76 73
												145	A	VCU	72 85
												194	A	Columbia	76 59
												194	H	Columbia	69 60
												195	H	Providence	77 70
												198	A	Sacred Heart	80 66
												211	A	Binghamton	83 72
												217	A	Dartmouth	65 62
												217	H	Dartmouth	88 92
												229	H	Howard	83 78
												244	A	Bryant	67 70
												273	H	Colgate	62 67
												274	A	Vermont	62 50
												279	H	Manhattan	57 58
												301	H	Rhode Island	76 65
												328	H	Saint Peter's	80 71
												330	A	Morgan St.	68 51
LAST 12 Division I GAMES:															
				127	A	Cornell	67 46	217	A	Dartmouth	65 62				
				194	A	Columbia	76 59	43	A	Harvard	59 69				
				43	H	Harvard	63 66	194	H	Columbia	69 60				
				217	H	Dartmouth	88 92	127	H	Cornell	72 67				
				115	H	Princeton	75 81	133	A	Yale	51 73				
				56	H	Penn	68 71	133	H	Yale	76 73				

Non-Div I Games: Rhode Island Col. 90 44

Brown

Average RPI Win: 292	WON-LOST	WINNING	LAST 10	STRENGTH OF	OPP. STRENGTH	TEAM	ADJ.	CONF.	ADJ CONF.
Average RPI Loss: 219	RECORD	PCT. RANK	GAMES	SCHEDULE	OF SCHEDULE	RPI	RPI	RPI	RPI
DIV. I ONLY	18- 13	122	8- 2	345	326	244	244	31	31
DIV. I NON-CONF.	5- 6	186	0- 0	337	231	291	291	32	32
TOTALS	RPI 1-25	RPI 26-50	W-L RECORDS	RPI 51-100	RPI 101-150	RPI 150+			
18- 13	0- 0	0- 0	OVERALL	0- 1	0- 1	18- 11			
12- 2	0- 0	0- 0	HOME	0- 0	0- 1	12- 1			
5- 10	0- 0	0- 0	AWAY	0- 1	0- 0	5- 9			
1- 1	0- 0	0- 0	NEUTRAL	0- 0	0- 0	1- 1			
5- 6	0- 0	0- 0	NON-CONFERENCE	0- 1	0- 1	5- 4			
3- 1	0- 0	0- 0	HOME	0- 0	0- 1	3- 0			
1- 4	0- 0	0- 0	AWAY	0- 1	0- 0	1- 3			
1- 1	0- 0	0- 0	NEUTRAL	0- 0	0- 0	1- 1			
13- 7	0- 0	0- 0	CONFERENCE	0- 0	0- 0	13- 7			
9- 1	0- 0	0- 0	HOME	0- 0	0- 0	9- 1			
4- 6	0- 0	0- 0	AWAY	0- 0	0- 0	4- 6			
0- 0	0- 0	0- 0	NEUTRAL	0- 0	0- 0	0- 0			

RPI S	Opponent	Score	RPI S	Opponent	Score	RPI S	Opponent	Score	RPI S	Opponent	Score	Team's RPI: 244
						76	A New Hampshire	60 62	125	H Maine	52 77	
									155	H Brown	70 67	
									162	A Pittsburgh	60 76	
									192	A Robert Morris	46 62	
									192	H Robert Morris	62 59	
									195	N Providence	51 62	
									198	A Sacred Heart	75 68	
									198	A Sacred Heart	59 66	
									198	H Sacred Heart	53 65	
									228	A Rutgers	42 50	
									242	A Saint Francis (PA)	67 79	
									242	H Saint Francis (PA)	85 70	
									274	A Vermont	63 57	
									288	A Mt. St. Mary's	53 61	
									288	H Mt. St. Mary's	59 47	
									288	H Mt. St. Mary's	78 62	
									301	N Rhode Island	62 56	
									305	A Central Conn. St.	52 53	
									305	H Central Conn. St.	70 64	
									309	A Massachusetts	62 68	
									317	H Holy Cross	76 74	
									324	A St. Francis Brooklyn	47 63	
									324	H St. Francis Brooklyn	63 54	
									336	A LIU Brooklyn	62 53	
									336	H LIU Brooklyn	57 53	
									339	A Fairleigh Dickinson	56 48	
LAST 12 Division I GAMES:												
			198	A Sacred Heart	75 68				336	H LIU Brooklyn	57 53	
			288	H Mt. St. Mary's	59 47				324	H St. Francis Brooklyn	63 54	
			305	H Central Conn. St.	70 64				288	A Mt. St. Mary's	53 61	
			341	A Wagner	58 55				198	A Sacred Heart	59 66	
			192	H Robert Morris	62 59				339	H Fairleigh Dickinson	50 48	
			242	H Saint Francis (PA)	85 70				305	A Central Conn. St.	52 53	

Non-Div I Games:

Bryant

■ Loss,
 ■ Non-Conf,
 ■ S Site,
 ■ H Home
 ■ A Away
 N Neutral

B
r
y
a
n
t

RPI S Opponent Score

Through Games Of March 9, 2017

RPI	S	Opponent	Score	
339	H	Fairleigh Dickinson	50	48
341	A	Wagner	58	55
341	H	Wagner	70	61
343	H	UMass Lowell	73	62

B
r
y
a
n
t

Bryant

Average RPI Win: 230	WON-LOST	WINNING	LAST 10	STRENGTH OF	OPP. STRENGTH	TEAM	ADJ.	CONF.	ADJ CONF.
Average RPI Loss: 177	RECORD	PCT. RANK	GAMES	SCHEDULE	OF SCHEDULE	RPI	RPI	RPI	RPI
DIV. I ONLY	25- 5	14	8- 2	298	227	71	71	25	25
DIV. I NON-CONF.	8- 3	67	0- 0	280	99	87	87	26	26
TOTALS	RPI 1-25	RPI 26-50	W-L RECORDS	RPI 51-100	RPI 101-150	RPI 150+			
25- 5	0- 0	0- 1	OVERALL	1- 0	3- 1	21- 3			
14- 0	0- 0	0- 0	HOME	1- 0	1- 0	12- 0			
11- 5	0- 0	0- 0	AWAY	0- 0	2- 0	9- 0			
0- 0	0- 0	0- 0	NEUTRAL	0- 0	0- 0	0- 0			
8- 3	0- 0	0- 1	NON-CONFERENCE	1- 0	1- 1	6- 1			
4- 0	0- 0	0- 0	HOME	1- 0	0- 0	3- 0			
4- 3	0- 0	0- 1	AWAY	0- 0	1- 1	3- 1			
0- 0	0- 0	0- 0	NEUTRAL	0- 0	0- 0	0- 0			
17- 2	0- 0	0- 0	CONFERENCE	0- 0	2- 0	15- 2			
10- 0	0- 0	0- 0	HOME	0- 0	1- 0	9- 0			
7- 2	0- 0	0- 0	AWAY	0- 0	1- 0	6- 2			
0- 0	0- 0	0- 0	NEUTRAL	0- 0	0- 0	0- 0			

RPI S	Opponent	Score	RPI S	Opponent	Score	RPI S	Opponent	Score	RPI S	Opponent	Score
29	A Elon	58 64	77	H Drexel	78 66	112	A Saint Joseph's	64 61	119	A North Carolina	50 65
						135	A Navy	63 54	135	H Navy	67 64
						156	A Army West Point	60 56	156	H Army West Point	68 62
						181	H Cleveland St.	77 66	191	A American	47 59
						191	H American	73 67	211	A Binghamton	67 57
						226	A Boston U.	66 50	226	H Boston U.	73 56
						228	A Rutgers	53 57	234	A Akron	61 47
						248	A St. Bonaventure	57 35	267	A Loyola Maryland	72 66
						267	H Loyola Maryland	57 39	267	H Loyola Maryland	75 72
						273	A Colgate	79 49	273	H Colgate	79 56
						279	H Manhattan	69 64	298	A Lafayette	79 65
						298	H Lafayette	78 61	307	A Holy Cross	51 63
						307	A Lehigh	77 58	307	H Lehigh	73 54
						317	A Holy Cross	51 63			
LAST 12 Division I GAMES:											
267	H Loyola Maryland	75 72	273	A Colgate	79 49						
298	H Lafayette	78 61	307	H Lehigh	73 54						
135	A Navy	63 54	317	A Holy Cross	51 63						
298	A Lafayette	79 65	191	A American	47 59						
226	H Boston U.	73 56	156	H Army West Point	68 62						
267	H Loyola Maryland	57 39	226	A Boston U.	66 50						

Non-Div I Games:

Bucknell

■ Loss,
 ■ Non-Conf,
 ■ S Site,
 ■ H Home
 ■ A Away
 N Neutral

B
u
c
k
n
e
l
l

RPI S Opponent Score

Bucknell

Through Games Of March 9, 2017

RPI	S	Opponent	Score	
317	H	Holy Cross	77	48
321	H	NJIT	67	36

B
u
c
k
n
e
l
l

Bucknell

RPI 1-25				RPI 26-50				RPI 51-100				Team's RPI: 91		RPI 101+			
RPI	S	Opponent	Score	RPI	S	Opponent	Score	RPI	S	Opponent	Score			RPI	S	Opponent	Score
				43	N	Harvard	62 74	55	A	Toledo	63 85			118	H	Ball St.	75 89
				44	A	Central Mich.	71 88	55	H	Toledo	64 73			118	N	Ball St.	69 65
				44	H	Central Mich.	67 56	70	A	Ohio	55 83			120	A	Fordham	58 54
								70	H	Ohio	65 54			123	A	Duquesne	71 69
								81	H	Northern Ill.	80 89			160	A	Western Mich.	62 47
								94	H	UCF	66 65			178	H	Hofstra	74 50
								96	A	Kent St.	71 80			198	H	Sacred Heart	76 55
								96	H	Kent St.	77 62			234	A	Akron	81 55
														234	H	Akron	81 51
														246	A	Miami (OH)	68 51
														246	H	Miami (OH)	71 45
														248	H	St. Bonaventure	68 47
														253	A	Canisius	65 52
														255	A	Bowling Green	61 50
														255	H	Bowling Green	62 64
														255	H	Bowling Green	61 45
														265	H	Niagara	73 63
														279	H	Manhattan	73 39
														284	A	Eastern Mich.	56 52
														309	H	Massachusetts	61 47
LAST 12 Division I GAMES:																	
				118	N	Ball St.	69 65	234	H	Akron	81 51						
				255	H	Bowling Green	61 45	284	A	Eastern Mich.	56 52						
				96	A	Kent St.	71 80	81	H	Northern Ill.	80 89						
				234	A	Akron	81 55	96	H	Kent St.	77 62						
				255	H	Bowling Green	62 64	55	A	Toledo	63 85						
				70	H	Ohio	65 54	160	A	Western Mich.	62 47						

Non-Div I Games:

Average RPI Win:	234	WON-LOST	WINNING	LAST 10	STRENGTH OF	OPP. STRENGTH	TEAM	ADJ.	CONF.	ADJ CONF.
Average RPI Loss:	95	RECORD	PCT. RANK	GAMES	SCHEDULE	OF SCHEDULE	RPI	RPI	RPI	RPI
DIV. I ONLY	6- 25	322	1- 9	76	79	259	259	7	7	
DIV. I NON-CONF.	3- 8	262	0- 0	184	133	295	295	7	7	
TOTALS	RPI 1-25	RPI 26-50	W-L RECORDS	RPI 51-100	RPI 101-150	RPI 150+				
6- 25	0- 5	0- 4	OVERALL	0- 7	0- 1	6- 8				
4- 12	0- 2	0- 2	HOME	0- 4	0- 1	4- 3				
1- 12	0- 2	0- 2	AWAY	0- 3	0- 0	1- 5				
1- 1	0- 1	0- 0	NEUTRAL	0- 0	0- 0	1- 0				
3- 8	0- 0	0- 2	NON-CONFERENCE	0- 1	0- 1	3- 4				
3- 4	0- 0	0- 1	HOME	0- 1	0- 1	3- 1				
0- 4	0- 0	0- 1	AWAY	0- 0	0- 0	0- 3				
0- 0	0- 0	0- 0	NEUTRAL	0- 0	0- 0	0- 0				
3- 17	0- 5	0- 2	CONFERENCE	0- 6	0- 0	3- 4				
1- 8	0- 2	0- 1	HOME	0- 3	0- 0	1- 2				
1- 8	0- 2	0- 1	AWAY	0- 3	0- 0	1- 2				
1- 1	0- 1	0- 0	NEUTRAL	0- 0	0- 0	1- 0				

RPI	S	Opponent	Score	RPI	S	Opponent	Score	RPI	S	Opponent	Score	RPI	S	Opponent	Score	Team's RPI: 259
17	A	DePaul	69 100	26	A	Green Bay	34 61	66	A	Villanova	58 61	118	H	Ball St.	50 74	
17	H	DePaul	62 92	27	A	Marquette	53 91	66	H	Villanova	69 70	166	A	TCU	47 73	
23	A	Creighton	52 67	27	H	Marquette	66 72	68	A	St. John's (NY)	55 62	173	A	Arkansas	50 68	
23	H	Creighton	53 65	30	H	South Fla.	59 74	68	H	St. John's (NY)	41 62	195	A	Providence	51 68	
23	N	Creighton	55 64					69	A	Georgetown	72 83	195	H	Providence	58 64	
								69	H	Georgetown	52 58	197	A	Seton Hall	63 65	
								94	H	UCF	59 66	197	H	Seton Hall	79 58	
												203	H	ETSU	59 68	
												204	A	Xavier	65 62	
												204	H	Xavier	43 53	
												204	N	Xavier	68 66	
												209	A	Wisconsin	55 60	
												232	H	Bradley	58 56	
												250	H	Indiana St.	66 48	
												316	H	Fort Wayne	70 64	
LAST 12 Division I GAMES:																
23	N	Creighton	55 64	17	H	DePaul	62 92									
204	N	Xavier	68 66	27	H	Marquette	66 72									
23	H	Creighton	53 65	204	H	Xavier	43 53									
195	H	Providence	58 64	197	A	Seton Hall	63 65									
66	A	Villanova	58 61	68	A	St. John's (NY)	55 62									
69	A	Georgetown	72 83	69	H	Georgetown	52 58									

Non-Div I Games:

Butler

■ Loss,
■ Non-Conf,
■ S Site,
■ H Home
■ A Away
N Neutral

CSU Bakersfield

Through Games Of March 9, 2017

Average RPI Win:	288	WON-LOST	WINNING	LAST 10	STRENGTH OF	OPP. STRENGTH	TEAM	ADJ.	CONF.	ADJ CONF.
Average RPI Loss:	183	RECORD	PCT. RANK	GAMES	SCHEDULE	OF SCHEDULE	RPI	RPI	RPI	RPI
DIV. I ONLY	13- 14	186	7- 3	327	272	263	263	29	29	
DIV. I NON-CONF.	3- 9	275	0- 0	311	111	317	317	29	29	
TOTALS	RPI 1-25	RPI 26-50	W-L RECORDS	RPI 51-100	RPI 101-150	RPI 150+				
13- 14	0- 1	0- 1	OVERALL	0- 2	0- 2	13- 8				
7- 6	0- 1	0- 0	HOME	0- 1	0- 1	7- 3				
6- 7	0- 0	0- 1	AWAY	0- 1	0- 1	6- 4				
0- 1	0- 0	0- 0	NEUTRAL	0- 0	0- 0	0- 1				
3- 9	0- 1	0- 1	NON-CONFERENCE	0- 2	0- 0	3- 5				
2- 4	0- 1	0- 0	HOME	0- 1	0- 0	2- 2				
1- 5	0- 0	0- 1	AWAY	0- 1	0- 0	1- 3				
0- 0	0- 0	0- 0	NEUTRAL	0- 0	0- 0	0- 0				
10- 5	0- 0	0- 0	CONFERENCE	0- 0	0- 2	10- 3				
5- 2	0- 0	0- 0	HOME	0- 0	0- 1	5- 1				
5- 2	0- 0	0- 0	AWAY	0- 0	0- 1	5- 1				
0- 1	0- 0	0- 0	NEUTRAL	0- 0	0- 0	0- 1				

RPI 1-25				RPI 26-50				RPI 51-100				RPI 101+ Team's RPI: 263			
RPI	S	Opponent	Score	RPI	S	Opponent	Score	RPI	S	Opponent	Score	RPI	S	Opponent	Score
6	H	Stanford	56 77	35	A	Oregon	62 77	54	A	California	63 86	141	A	New Mexico St.	55 69
								78	H	South Dakota	60 75	141	H	New Mexico St.	55 64
												187	H	UC Riverside	66 71
												218	A	Seattle U	47 54
												218	H	Seattle U	52 63
												236	A	UTRGV	67 61
												236	H	UTRGV	74 46
												240	H	Hawaii	58 51
												243	A	Pacific	61 91
												245	A	Grand Canyon	80 64
												245	H	Grand Canyon	74 59
												272	H	Cal Poly	57 49
												289	H	Southern Utah	59 65
												297	A	UMKC	65 63
												297	H	UMKC	52 33
												302	A	UTEP	61 74
												313	A	Pepperdine	57 62
												327	A	UC Irvine	86 66
												332	A	Utah Valley	63 59
												332	H	Utah Valley	55 39
												332 N	Utah Valley	53 59	
												344	A	Chicago St.	71 67
												344	H	Chicago St.	83 48
LAST 12 Division I GAMES:															
				332	N	Utah Valley	53 59	236	A	UTRGV	67 61				
				245	A	Grand Canyon	80 64	141	A	New Mexico St.	55 69				
				344	A	Chicago St.	71 67	245	H	Grand Canyon	74 59				
				297	A	UMKC	65 63	297	H	UMKC	52 33				
				218	H	Seattle U	52 63	344	H	Chicago St.	83 48				
				332	H	Utah Valley	55 39	332	A	Utah Valley	63 59				

Non-Div I Games: Stanislaus St. 78 51 Fresno Pacific 84 61

CSU Bakersfield

Loss, Non-Conf, S Site, H Home A Away N Neutral

Average RPI Win: 223	WON-LOST	WINNING	LAST 10	STRENGTH OF	OPP. STRENGTH	TEAM	ADJ.	CONF.	ADJ CONF.
Average RPI Loss: 146	RECORD	PCT. RANK	GAMES	SCHEDULE	OF SCHEDULE	RPI	RPI	RPI	RPI
DIV. I ONLY	18- 13	122	8- 2	183	215	151	151	23	23
DIV. I NON-CONF.	7- 7	165	0- 0	88	131	125	125	23	23
TOTALS	RPI 1-25	RPI 26-50	W-L RECORDS	RPI 51-100	RPI 101-150	RPI 150+			
18- 13	0- 2	0- 1	OVERALL	0- 3	4- 2	14- 5			
8- 7	0- 0	0- 1	HOME	0- 2	2- 1	6- 3			
9- 6	0- 2	0- 0	AWAY	0- 1	2- 1	7- 2			
1- 0	0- 0	0- 0	NEUTRAL	0- 0	0- 0	1- 0			
7- 7	0- 2	0- 1	NON-CONFERENCE	0- 1	3- 1	4- 2			
2- 5	0- 0	0- 1	HOME	0- 1	1- 1	1- 2			
5- 2	0- 2	0- 0	AWAY	0- 0	2- 0	3- 0			
0- 0	0- 0	0- 0	NEUTRAL	0- 0	0- 0	0- 0			
11- 6	0- 0	0- 0	CONFERENCE	0- 2	1- 1	10- 3			
6- 2	0- 0	0- 0	HOME	0- 1	1- 0	5- 1			
4- 4	0- 0	0- 0	AWAY	0- 1	0- 1	4- 2			
1- 0	0- 0	0- 0	NEUTRAL	0- 0	0- 0	1- 0			

RPI 1-25				RPI 26-50				RPI 51-100				RPI 101+ Team's RPI: 151				
RPI	S	Opponent	Score	RPI	S	Opponent	Score	RPI	S	Opponent	Score	RPI	S	Opponent	Score	
6	A	Stanford	54 88	41	H	Michigan St.	59 63	56	H	Penn	36 47	109	A	St. Mary's (CA)	73 61	
9	A	Washington	44 101					73	A	UC Davis	65 81	122	A	Long Beach St.	60 63	
								73	H	UC Davis	55 63	122	H	Long Beach St.	63 56	
												134	H	Eastern Wash.	57 71	
												140	H	Detroit Mercy	76 67	
												146	A	Fresno St.	61 57	
												187	A	UC Riverside	70 67	
												187	H	UC Riverside	79 70	
												207	H	Portland St.	99 72	
												214	A	UC Santa Barbara	62 55	
												214	H	UC Santa Barbara	75 61	
												218	A	Seattle U	68 64	
												224	H	San Diego	67 76	
												235	A	Weber St.	89 78	
												240	A	Hawaii	60 49	
												240	H	Hawaii	67 56	
												240	N	Hawaii	71 64	
												272	A	Cal Poly	68 79	
												272	H	Cal Poly	63 70	
												289	H	Southern Utah	71 77	
												292	A	Northern Ariz.	83 79	
												327	A	UC Irvine	52 77	
												327	H	UC Irvine	85 77	
												346	A	Cal St. Fullerton	71 54	
												346	H	Cal St. Fullerton	58 41	
LAST 12 Division I GAMES:																
		240	N	Hawaii			71	64			327	H	UC Irvine		85	77
		73	H	UC Davis			55	63			187	A	UC Riverside		70	67
		122	A	Long Beach St.			60	63			214	A	UC Santa Barbara		62	55
		187	H	UC Riverside			79	70			240	H	Hawaii		67	56
		346	A	Cal St. Fullerton			71	54			122	H	Long Beach St.		63	56
		240	A	Hawaii			60	49			214	H	UC Santa Barbara		75	61

Non-Div I Games:

CSUN

■ Loss,
■ Non-Conf,
■ S Site,
■ H Home
■ A Away
N Neutral

Average RPI Loss: 169

Average RPI Win:	263	WON-LOST	WINNING	LAST 10	STRENGTH OF	OPP. STRENGTH	TEAM	ADJ.	CONF.	ADJ CONF.
Average RPI Loss:	169	RECORD	PCT. RANK	GAMES	SCHEDULE	OF SCHEDULE	RPI	RPI	RPI	RPI
DIV. I ONLY	11- 18	244	4- 6	272	248	272	272	23	23	
DIV. I NON-CONF.	4- 8	230	0- 0	207	244	280	280	23	23	
<hr/>										
TOTALS	RPI 1-25	RPI 26-50	W-L RECORDS	RPI 51-100	RPI 101-150	RPI 150+				
11- 18	0- 2	0- 0	OVERALL	0- 3	1- 3	10- 10				
8- 6	0- 0	0- 0	HOME	0- 1	1- 2	7- 3				
3- 11	0- 2	0- 0	AWAY	0- 2	0- 1	3- 6				
0- 1	0- 0	0- 0	NEUTRAL	0- 0	0- 0	0- 1				
<hr/>										
4- 8	0- 2	0- 0	NON-CONFERENCE	0- 1	0- 2	4- 3				
4- 2	0- 0	0- 0	HOME	0- 0	0- 2	4- 0				
0- 6	0- 2	0- 0	AWAY	0- 1	0- 0	0- 3				
0- 0	0- 0	0- 0	NEUTRAL	0- 0	0- 0	0- 0				
<hr/>										
7- 10	0- 0	0- 0	CONFERENCE	0- 2	1- 1	6- 7				
4- 4	0- 0	0- 0	HOME	0- 1	1- 0	3- 3				
3- 5	0- 0	0- 0	AWAY	0- 1	0- 1	3- 3				
0- 1	0- 0	0- 0	NEUTRAL	0- 0	0- 0	0- 1				

[illegible]

Cal Poly

■ Loss, ■ Non-Conf, S Site, H Home A Away N Neutral

Average RPI Win:	325	WON-LOST	WINNING	LAST 10	STRENGTH OF	OPP. STRENGTH	TEAM	ADJ.	CONF.	ADJ CONF.
Average RPI Loss:	198	RECORD	PCT. RANK	GAMES	SCHEDULE	OF SCHEDULE	RPI	RPI	RPI	RPI
DIV. I ONLY	2- 25	344	0- 10	303	260	346	346	23	23	
DIV. I NON-CONF.	1- 10	325	0- 0	324	295	346	346	23	23	
TOTALS	RPI 1-25	RPI 26-50	W-L RECORDS	RPI 51-100	RPI 101-150	RPI 150+				
2- 25	0- 0	0- 0	OVERALL	0- 3	0- 4	2- 18				
2- 12	0- 0	0- 0	HOME	0- 1	0- 2	2- 9				
0- 13	0- 0	0- 0	AWAY	0- 2	0- 2	0- 9				
0- 0	0- 0	0- 0	NEUTRAL	0- 0	0- 0	0- 0				
1- 10	0- 0	0- 0	NON-CONFERENCE	0- 1	0- 2	1- 7				
1- 5	0- 0	0- 0	HOME	0- 0	0- 1	1- 4				
0- 5	0- 0	0- 0	AWAY	0- 1	0- 1	0- 3				
0- 0	0- 0	0- 0	NEUTRAL	0- 0	0- 0	0- 0				
1- 15	0- 0	0- 0	CONFERENCE	0- 2	0- 2	1- 11				
1- 7	0- 0	0- 0	HOME	0- 1	0- 1	1- 5				
0- 8	0- 0	0- 0	AWAY	0- 1	0- 1	0- 6				
0- 0	0- 0	0- 0	NEUTRAL	0- 0	0- 0	0- 0				

RPI S	Opponent	Score	RPI S	Opponent	Score	RPI S	Opponent	Score	RPI S	Opponent	Score	Team's RPI: 346
						73	A UC Davis	39 59	122	A Long Beach St.	55 84	
						73	H UC Davis	51 70	122	H Long Beach St.	48 65	
						98	A Wyoming	26 61	134	A Eastern Wash.	67 84	
									150	H Idaho	86 88	
									151	A CSUN	41 58	
									151	H CSUN	54 71	
									187	A UC Riverside	45 68	
									187	H UC Riverside	63 75	
									194	H Columbia	46 61	
									201	H Loyola Marymount	62 77	
									207	A Portland St.	73 81	
									214	A UC Santa Barbara	37 57	
									214	H UC Santa Barbara	49 56	
									224	A San Diego	50 103	
									240	A Hawaii	50 60	
									240	H Hawaii	45 55	
									267	H San Diego St.	61 71	
									272	A Cal Poly	57 73	
									272	H Cal Poly	45 69	
									311	A Denver	58 77	
									313	H Pepperdine	58 69	
									323	H Montana	72 56	
									327	A UC Irvine	62 69	
									327	H UC Irvine	64 53	
LAST 12 Division I GAMES:												
327	A	UC Irvine	62	69	122	A	Long Beach St.	55	84			
272	A	Cal Poly	57	73	214	A	UC Santa Barbara	37	57			
240	H	Hawaii	45	55	73	A	UC Davis	39	59			
151	H	CSUN	54	71	122	H	Long Beach St.	48	65			
187	H	UC Riverside	63	75	187	A	UC Riverside	45	68			
272	H	Cal Poly	45	69	73	H	UC Davis	51	70			

Non-Div I Games: Antelope Valley 64 56 Whittier 97 49

Cal St. Fullerton

Loss, Non-Conf, S Site, H Home A Away N Neutral

California

Through Games Of March 9, 2017

Average RPI Win:	148	WON-LOST	WINNING	LAST 10	STRENGTH OF	OPP. STRENGTH	TEAM	ADJ.	CONF.	ADJ CONF.
Average RPI Loss:	39	RECORD	PCT. RANK	GAMES	SCHEDULE	OF SCHEDULE	RPI	RPI	RPI	RPI
DIV. I ONLY	19- 13	116	4- 6	44	23	54	54	1	1	
DIV. I NON-CONF.	12- 0	1	0- 0	191	185	23	23	1	1	
TOTALS	RPI 1-25	RPI 26-50	W-L RECORDS	RPI 51-100	RPI 101-150	RPI 150+				
19- 13	2- 6	1- 3	OVERALL	2- 2	7- 2	7- 0				
10- 6	1- 2	0- 2	HOME	1- 1	3- 1	5- 0				
5- 6	0- 3	1- 1	AWAY	0- 1	3- 1	1- 0				
4- 1	1- 1	0- 0	NEUTRAL	1- 0	1- 0	1- 0				
12- 0	1- 0	0- 0	NON-CONFERENCE	0- 0	4- 0	7- 0				
7- 0	0- 0	0- 0	HOME	0- 0	2- 0	5- 0				
2- 0	0- 0	0- 0	AWAY	0- 0	1- 0	1- 0				
3- 0	1- 0	0- 0	NEUTRAL	0- 0	1- 0	1- 0				
7- 13	1- 6	1- 3	CONFERENCE	2- 2	3- 2	0- 0				
3- 6	1- 2	0- 2	HOME	1- 1	1- 1	0- 0				
3- 6	0- 3	1- 1	AWAY	0- 1	2- 1	0- 0				
1- 1	0- 1	0- 0	NEUTRAL	1- 0	0- 0	0- 0				

RPI S Opponent Score	RPI S Opponent Score	RPI S Opponent Score	RPI S Opponent Score
4 A Oregon St. 56 71	34 A Arizona St. 62 72	79 A Utah 57 63	102 A Washington St. 79 84
4 H Oregon St. 56 66	34 H Arizona St. 45 54	79 H Utah 64 73	108 A Colorado 65 53
4 N Oregon St. 49 65	35 A Oregon 55 49	89 H Southern California 63 56	108 H Colorado 59 64
6 A Stanford 54 72	35 H Oregon 66 69	89 N Southern California 71 58	109 A St. Mary's (CA) 74 67
6 H Stanford 66 72			110 N Southern Miss. 71 51
9 A Washington 67 90			123 H Duquesne 86 66
10 H UCLA 80 77			132 A Arizona 74 64
19 N Oklahoma 82 74			132 H Arizona 71 60
			139 H San Francisco 75 52
			163 H Santa Clara 73 58
			187 H UC Riverside 71 56
			196 A Nebraska 86 65
			263 H CSU Bakersfield 86 63
			287 H Sacramento St. 97 73
			307 H Lehigh 96 63
			318 N Arkansas St. 80 55
LAST 12 Division I GAMES:			
4 N Oregon St. 49 65	108 H Colorado 59 64		
89 N Southern California 71 58	79 H Utah 64 73		
4 A Oregon St. 56 71	89 H Southern California 63 56		
35 A Oregon 55 49	10 H UCLA 80 77		
6 A Stanford 54 72	102 A Washington St. 79 84		
6 H Stanford 66 72	9 A Washington 67 90		

Non-Div I Games:

California

Loss, Non-Conf, S Site, H Home A Away N Neutral

Average RPI Win:	287	WON-LOST	WINNING	LAST 10	STRENGTH OF	OPP. STRENGTH	TEAM	ADJ.	CONF.	ADJ CONF.
Average RPI Loss:	174	RECORD	PCT. RANK	GAMES	SCHEDULE	OF SCHEDULE	RPI	RPI	RPI	RPI
DIV. I ONLY	18- 8	73	6- 4	330	331	186	186	28	28	
DIV. I NON-CONF.	5- 3	122	0- 0	325	346	213	213	28	28	
TOTALS	RPI 1-25	RPI 26-50	W-L RECORDS	RPI 51-100	RPI 101-150	RPI 150+				
18- 8	0- 0	0- 0	OVERALL	0- 1	0- 3	18- 4				
8- 4	0- 0	0- 0	HOME	0- 0	0- 2	8- 2				
8- 4	0- 0	0- 0	AWAY	0- 1	0- 1	8- 2				
2- 0	0- 0	0- 0	NEUTRAL	0- 0	0- 0	2- 0				
5- 3	0- 0	0- 0	NON-CONFERENCE	0- 1	0- 1	5- 1				
1- 2	0- 0	0- 0	HOME	0- 0	0- 1	1- 1				
2- 1	0- 0	0- 0	AWAY	0- 1	0- 0	2- 0				
2- 0	0- 0	0- 0	NEUTRAL	0- 0	0- 0	2- 0				
13- 5	0- 0	0- 0	CONFERENCE	0- 0	0- 2	13- 3				
7- 2	0- 0	0- 0	HOME	0- 0	0- 1	7- 1				
6- 3	0- 0	0- 0	AWAY	0- 0	0- 1	6- 2				
0- 0	0- 0	0- 0	NEUTRAL	0- 0	0- 0	0- 0				

RPI 1-25			RPI 26-50			RPI 51-100			RPI 101+			Team's RPI: 186
RPI	S	Opponent	Score	RPI	S	Opponent	Score	RPI	S	Opponent	Score	
						92 A Mercer	60 76	124 A Radford			48 49	
								124 H Radford			42 61	
								145 H VCU			53 66	
								203 H ETSU			55 56	
								222 A High Point			69 53	
								222 H High Point			58 33	
								225 A Liberty			47 57	
								225 H Liberty			52 58	
								226 A Presbyterian			49 39	
								226 H Presbyterian			50 42	
								239 A UNC Asheville			61 55	
								239 H UNC Asheville			61 60	
								254 A Charleston So.			43 60	
								254 H Charleston So.			54 37	
								277 A Western Caro.			50 48	
								286 N Ark.-Pine Bluff			51 31	
								314 A Gardner-Webb			73 61	
								314 H Gardner-Webb			67 56	
								315 A USC Upstate			56 41	
								330 N Morgan St.			62 51	
								335 H N.C. Central			61 30	
								342 A Longwood			66 54	
								342 H Longwood			74 50	
								345 A Winthrop			70 35	
								345 H Winthrop			61 32	
LAST 12 Division I GAMES:												
225	A	Liberty	47 57	239	H	UNC Asheville	61 60					
124	A	Radford	48 49	254	A	Charleston So.	43 60					
314	H	Gardner-Webb	67 56	342	H	Longwood	74 50					
226	H	Presbyterian	50 42	225	H	Liberty	52 58					
222	A	High Point	69 53	314	A	Gardner-Webb	73 61					
345	A	Winthrop	70 35	222	H	High Point	58 33					

Non-Div I Games: Columbia (SC) 73 32 Saint Augustine's 69 33 St. Andrews 94 39

Campbell

Loss, Non-Conf, S Site, H Home A Away N Neutral

Canisius

Through Games Of March 9, 2017

Average RPI Win:	264	WON-LOST	WINNING	LAST 10	STRENGTH OF	OPP. STRENGTH	TEAM	ADJ.	CONF.	ADJ CONF.
Average RPI Loss:	143	RECORD	PCT. RANK	GAMES	SCHEDULE	OF SCHEDULE	RPI	RPI	RPI	RPI
DIV. I ONLY	10- 21	268	4- 6	161	222	253	253	19	19	
DIV. I NON-CONF.	1- 8	314	0- 0	94	269	275	275	17	17	
TOTALS	RPI 1-25	RPI 26-50	W-L RECORDS	RPI 51-100	RPI 101-150	RPI 150+				
10- 21	0- 1	0- 3	OVERALL	0- 1	0- 6	10- 10				
5- 9	0- 0	0- 1	HOME	0- 1	0- 3	5- 4				
4- 11	0- 1	0- 1	AWAY	0- 0	0- 3	4- 6				
1- 1	0- 0	0- 1	NEUTRAL	0- 0	0- 0	1- 0				
1- 8	0- 1	0- 0	NON-CONFERENCE	0- 1	0- 2	1- 4				
0- 4	0- 0	0- 0	HOME	0- 1	0- 1	0- 2				
1- 4	0- 1	0- 0	AWAY	0- 0	0- 1	1- 2				
0- 0	0- 0	0- 0	NEUTRAL	0- 0	0- 0	0- 0				
9- 13	0- 0	0- 3	CONFERENCE	0- 0	0- 4	9- 6				
5- 5	0- 0	0- 1	HOME	0- 0	0- 2	5- 2				
3- 7	0- 0	0- 1	AWAY	0- 0	0- 2	3- 4				
1- 1	0- 0	0- 1	NEUTRAL	0- 0	0- 0	1- 0				

RPI 1-25				RPI 26-50				RPI 51-100				RPI 101+ Team's RPI: 253			
RPI	S	Opponent	Score	RPI	S	Opponent	Score	RPI	S	Opponent	Score	RPI	S	Opponent	Score
25	A	Ohio St.	56 89	33	A	Quinnipiac	49 62	91	H	Buffalo	52 65	107	A	Rider	50 61
				33	H	Quinnipiac	53 64					107	H	Rider	70 71
				33	N	Quinnipiac	58 63					127	A	Cornell	43 60
												128	H	Lamar University	51 65
												148	A	Iona	52 55
												148	H	Iona	45 58
												158	H	Northeastern	59 83
												164	A	Fairfield	48 57
												164	H	Fairfield	63 49
												176	A	Siena	42 67
												176	H	Siena	67 77
												177	A	Morehead St.	68 77
												220	A	Monmouth	53 55
												220	H	Monmouth	74 54
												233	A	Marist	60 67
												233	H	Marist	74 85
												234	H	Akron	64 73
												242	A	Saint Francis (PA)	74 95
												248	A	St. Bonaventure	74 57
												265	A	Niagara	65 57
												265	H	Niagara	52 41
												265	N	Niagara	80 74
												279	A	Manhattan	62 57
												279	H	Manhattan	58 48
												328	A	Saint Peter's	59 54
												328	H	Saint Peter's	61 56
LAST 12 Division I GAMES:															
				33	N	Quinnipiac	58 63	107	A	Rider	50 61				
				265	N	Niagara	80 74	265	H	Niagara	52 41				
				33	A	Quinnipiac	49 62	148	H	Iona	45 58				
				164	A	Fairfield	48 57	279	H	Manhattan	58 48				
				176	H	Siena	67 77	233	A	Marist	60 67				
				328	H	Saint Peter's	61 56	176	A	Siena	42 67				

Non-Div I Games:

Canisius

■ Loss,
 ■ Non-Conf,
 ■ S Site,
 ■ H Home
 ■ A Away
 N Neutral

Central Ark.

Through Games Of March 9, 2017

Average RPI Win:	264	WON-LOST	WINNING	LAST 10	STRENGTH OF	OPP. STRENGTH	TEAM	ADJ.	CONF.	ADJ CONF.
Average RPI Loss:	90	RECORD	PCT. RANK	GAMES	SCHEDULE	OF SCHEDULE	RPI	RPI	RPI	RPI
DIV. I ONLY	20- 4	14	10- 0	312	276	97	97	27	27	
DIV. I NON-CONF.	4- 2	97	0- 0	295	60	106	106	27	27	
TOTALS	RPI 1-25	RPI 26-50	W-L RECORDS	RPI 51-100	RPI 101-150	RPI 150+				
20- 4	0- 1	0- 0	OVERALL	2- 0	1- 3	17- 0				
9- 1	0- 0	0- 0	HOME	1- 0	1- 1	7- 0				
9- 3	0- 0	0- 0	AWAY	1- 0	0- 1	8- 0				
2- 0	0- 0	0- 0	NEUTRAL	0- 0	0- 0	2- 0				
4- 2	0- 1	0- 0	NON-CONFERENCE	0- 0	0- 1	4- 0				
1- 0	0- 0	0- 0	HOME	0- 0	0- 0	1- 0				
1- 2	0- 1	0- 0	AWAY	0- 0	0- 1	1- 0				
2- 0	0- 0	0- 0	NEUTRAL	0- 0	0- 0	2- 0				
16- 2	0- 0	0- 0	CONFERENCE	2- 0	1- 2	13- 0				
8- 1	0- 0	0- 0	HOME	1- 0	1- 1	6- 0				
8- 1	0- 0	0- 0	AWAY	1- 0	0- 1	7- 0				
0- 0	0- 0	0- 0	NEUTRAL	0- 0	0- 0	0- 0				

RPI 1-25				RPI 26-50				RPI 51-100				RPI 101+ Team's RPI: 97			
RPI	S	Opponent	Score	RPI	S	Opponent	Score	RPI	S	Opponent	Score	RPI	S	Opponent	Score
21	A	Texas A&M	49 74					99	A	SFA	67 63	103	A	Texas Tech	45 79
								99	H	SFA	70 58	106	A	Abilene Christian	76 83
												106	H	Abilene Christian	80 70
												128	H	Lamar University	56 70
												174	N	Houston	69 55
												219	A	New Orleans	55 51
												225	N	Liberty	61 41
												280	A	A&M-Corpus Christi	49 41
												281	A	McNeese	72 49
												281	H	McNeese	67 52
												294	A	Nicholls St.	61 52
												303	A	Northwestern St.	62 51
												303	H	Northwestern St.	76 43
												306	A	Alcorn	71 57
												306	H	Alcorn	59 45
												329	A	Southeastern La.	78 64
												329	H	Southeastern La.	77 55
												333	H	Incarinate Word	63 50
												337	A	Houston Baptist	80 49
												337	H	Houston Baptist	83 39
												340	H	Sam Houston St.	75 48
LAST 12 Division I GAMES:															
303	A	Northwestern St.	62 51	106	H	Abilene Christian	80 70								
99	H	SFA	70 58	329	H	Southeastern La.	77 55								
329	A	Southeastern La.	78 64	281	A	McNeese	72 49								
337	H	Houston Baptist	83 39	333	H	Incarinate Word	63 50								
340	H	Sam Houston St.	75 48	99	A	SFA	67 63								
294	A	Nicholls St.	61 52	219	A	New Orleans	55 51								

Non-Div I Games: Crowley's Ridge 102 31 Williams Baptist 82 32 Central Baptist 94 47 Hendrix 71 39 Central Ark.

Loss, Non-Conf, S Site, H Home A Away N Neutral

Average RPI Win:	296	WON-LOST	WINNING	LAST 10	STRENGTH OF	OPP. STRENGTH	TEAM	ADJ.	CONF.	ADJ CONF.
Average RPI Loss:	214	RECORD	PCT. RANK	GAMES	SCHEDULE	OF SCHEDULE	RPI	RPI	RPI	RPI
DIV. I ONLY	11- 20	255	3- 7	318	324	305	305	31	31	
DIV. I NON-CONF.	1- 10	325	0- 0	290	151	343	343	32	32	
TOTALS	RPI 1-25	RPI 26-50	W-L RECORDS	RPI 51-100	RPI 101-150	RPI 150+				
11- 20	0- 0	0- 1	OVERALL	0- 1	0- 1	11- 17				
7- 5	0- 0	0- 0	HOME	0- 0	0- 0	7- 5				
4- 14	0- 0	0- 1	AWAY	0- 1	0- 1	4- 11				
0- 1	0- 0	0- 0	NEUTRAL	0- 0	0- 0	0- 1				
1- 10	0- 0	0- 1	NON-CONFERENCE	0- 1	0- 1	1- 7				
1- 2	0- 0	0- 0	HOME	0- 0	0- 0	1- 2				
0- 7	0- 0	0- 1	AWAY	0- 1	0- 1	0- 4				
0- 1	0- 0	0- 0	NEUTRAL	0- 0	0- 0	0- 1				
10- 10	0- 0	0- 0	CONFERENCE	0- 0	0- 0	10- 10				
6- 3	0- 0	0- 0	HOME	0- 0	0- 0	6- 3				
4- 7	0- 0	0- 0	AWAY	0- 0	0- 0	4- 7				
0- 0	0- 0	0- 0	NEUTRAL	0- 0	0- 0	0- 0				

RPI S	Opponent	Score	RPI S	Opponent	Score	RPI S	Opponent	Score	RPI S	Opponent	Score	Team's RPI: 305
31	A Syracuse	63 95	76	A New Hampshire	52 56	104	A Virginia Tech	47 81	175	A Boston College	46 66	
						183	H Hartford	58 68	192	A Robert Morris	46 55	
						192	A Robert Morris	62 70	192	H Robert Morris	39 62	
						197	A Seton Hall	70 78	198	A Sacred Heart	61 82	
						198	H Sacred Heart	67 50	217	A Dartmouth	51 61	
						242	A Saint Francis (PA)	81 87	242	A Saint Francis (PA)	65 57	
						242	H Saint Francis (PA)	70 72	244	A Bryant	64 70	
						244	H Bryant	53 52	258	H Stony Brook	59 64	
						267	N San Diego St.	62 80	274	H Vermont	78 76	
						288	A Mt. St. Mary's	66 81	288	H Mt. St. Mary's	68 58	
						309	A Massachusetts	37 76	324	A St. Francis Brooklyn	61 53	
						324	H St. Francis Brooklyn	71 44	336	A LIU Brooklyn	76 71	
						336	H LIU Brooklyn	62 68	339	A Fairleigh Dickinson	64 77	
LAST 12 Division I GAMES:												
192	A Robert Morris	62 70	339	A Fairleigh Dickinson	64 77							
242	A Saint Francis (PA)	65 57	198	A Sacred Heart	61 82							
244	A Bryant	64 70	341	A Wagner	83 71							
324	H St. Francis Brooklyn	71 44	288	A Mt. St. Mary's	66 81							
242	H Saint Francis (PA)	70 72	336	H LIU Brooklyn	62 68							
192	H Robert Morris	39 62	244	H Bryant	53 52							

Non-Div I Games:

Central Conn. St.

■ Loss,
 ■ Non-Conf,
 ■ S Site,
 ■ H Home
 ■ A Away
 N Neutral

RPI	S	Opponent	Score	
339	H	Fairleigh Dickinson	68	49
341	A	Wagner	83	71
341	H	Wagner	66	53

Central Conn. St.
t
.

Central Mich.

Through Games Of March 9, 2017

Average RPI Win:	187	WON-LOST	WINNING	LAST 10	STRENGTH OF	OPP. STRENGTH	TEAM	ADJ.	CONF.	ADJ CONF.
Average RPI Loss:	74	RECORD	PCT. RANK	GAMES	SCHEDULE	OF SCHEDULE	RPI	RPI	RPI	RPI
DIV. I ONLY	23- 8	43	8- 2	92	104	44	44	10	10	
DIV. I NON-CONF.	8- 4	97	0- 0	240	59	138	138	11	11	
TOTALS	RPI 1-25	RPI 26-50	W-L RECORDS	RPI 51-100	RPI 101-150	RPI 150+				
23- 8	0- 1	0- 1	OVERALL	7- 4	2- 1	14- 1				
15- 1	0- 0	0- 1	HOME	4- 0	2- 0	9- 0				
6- 6	0- 1	0- 0	AWAY	3- 4	0- 1	3- 0				
2- 1	0- 0	0- 0	NEUTRAL	0- 0	0- 0	2- 1				
8- 4	0- 1	0- 1	NON-CONFERENCE	0- 2	1- 0	7- 0				
6- 1	0- 0	0- 1	HOME	0- 0	1- 0	5- 0				
0- 3	0- 1	0- 0	AWAY	0- 2	0- 0	0- 0				
2- 0	0- 0	0- 0	NEUTRAL	0- 0	0- 0	2- 0				
15- 4	0- 0	0- 0	CONFERENCE	7- 2	1- 1	7- 1				
9- 0	0- 0	0- 0	HOME	4- 0	1- 0	4- 0				
6- 3	0- 0	0- 0	AWAY	3- 2	0- 1	3- 0				
0- 1	0- 0	0- 0	NEUTRAL	0- 0	0- 0	0- 1				

RPI 1-25				RPI 26-50				Team's RPI: 44				RPI 51-100				RPI 101+			
RPI	S	Opponent	Score	RPI	S	Opponent	Score	RPI	S	Opponent	Score	RPI	S	Opponent	Score	RPI	S	Opponent	Score
2	A	Notre Dame	47 107	29	H	Elon	57 71	55	A	Toledo	72 74	112	H	Saint Joseph's	73 71				
								55	H	Toledo	72 61	118	A	Ball St.	73 81				
								58	A	Purdue	51 62	118	H	Ball St.	101 92				
								70	A	Ohio	70 64	154	H	Oakland	70 67				
								70	H	Ohio	64 59	160	A	Western Mich.	94 73				
								80	A	Middle Tenn.	69 79	160	H	Western Mich.	94 83				
								81	A	Northern Ill.	109 94	160	N	Western Mich.	63 67				
								81	H	Northern Ill.	109 86	208	H	Illinois	82 51				
								91	A	Buffalo	56 67	234	H	Akron	89 62				
								91	H	Buffalo	88 71	246	H	Miami (OH)	80 61				
								96	A	Kent St.	91 78	255	A	Bowling Green	76 65				
												257	H	Furman	81 71				
												284	A	Eastern Mich.	104 63				
												284	H	Eastern Mich.	71 48				
												304	N	North Dakota St.	77 55				
												320	H	Ill.-Chicago	77 55				
												326	H	Loyola Chicago	95 57				
												332	N	Utah Valley	71 62				
LAST 12 Division I GAMES:																			
160	N	Western Mich.	63 67	70	A	Ohio	70 64												
284	H	Eastern Mich.	71 48	160	H	Western Mich.	94 83												
160	A	Western Mich.	94 73	81	A	Northern Ill.	109 94												
118	A	Ball St.	73 81	284	A	Eastern Mich.	104 63												
81	H	Northern Ill.	109 86	70	H	Ohio	64 59												
55	H	Toledo	72 61	55	A	Toledo	72 74												

Non-Div I Games:

Central Mich.

■ Loss,
 ■ Non-Conf, S Site,
 ■ Home
 ■ Away
 N Neutral

Charleston So.

Through Games Of March 9, 2017

Average RPI Win:	278	WON-LOST	WINNING	LAST 10	STRENGTH OF	OPP. STRENGTH	TEAM	ADJ.	CONF.	ADJ CONF.
Average RPI Loss:	195	RECORD	PCT. RANK	GAMES	SCHEDULE	OF SCHEDULE	RPI	RPI	RPI	RPI
DIV. I ONLY	14- 12	151	6- 4	340	304	254	254	28	28	
DIV. I NON-CONF.	3- 5	223	0- 0	343	188	324	324	28	28	
TOTALS	RPI 1-25	RPI 26-50	W-L RECORDS	RPI 51-100	RPI 101-150	RPI 150+				
14- 12	0- 0	0- 1	OVERALL	0- 0	1- 2	13- 9				
9- 4	0- 0	0- 0	HOME	0- 0	1- 0	8- 4				
5- 8	0- 0	0- 1	AWAY	0- 0	0- 2	5- 5				
0- 0	0- 0	0- 0	NEUTRAL	0- 0	0- 0	0- 0				
3- 5	0- 0	0- 1	NON-CONFERENCE	0- 0	0- 1	3- 3				
2- 2	0- 0	0- 0	HOME	0- 0	0- 0	2- 2				
1- 3	0- 0	0- 1	AWAY	0- 0	0- 1	1- 1				
0- 0	0- 0	0- 0	NEUTRAL	0- 0	0- 0	0- 0				
11- 7	0- 0	0- 0	CONFERENCE	0- 0	1- 1	10- 6				
7- 2	0- 0	0- 0	HOME	0- 0	1- 0	6- 2				
4- 5	0- 0	0- 0	AWAY	0- 0	0- 1	4- 4				
0- 0	0- 0	0- 0	NEUTRAL	0- 0	0- 0	0- 0				

RPI 1-25			RPI 26-50			RPI 51-100			RPI 101+ Team's RPI: 254		
RPI	S	Opponent	Score	RPI	S	Opponent	Score	RPI	S	Opponent	Score
				39	A	West Virginia	38 88				
										119	A North Carolina 77 93
										124	A Radford 59 67
										124	H Radford 57 45
										186	A Campbell 37 54
										186	H Campbell 60 43
										215	H Col. of Charleston 76 79
										222	A High Point 74 68
										222	H High Point 62 64
										225	A Liberty 56 67
										225	H Liberty 72 81
										226	A Presbyterian 48 50
										226	H Presbyterian 52 34
										238	H Wofford 45 59
										239	A UNC Asheville 47 56
										239	H UNC Asheville 73 66
										247	H Ga. Southern 55 54
										277	A Western Caro. 53 58
										299	A Lipscomb 67 52
										314	A Gardner-Webb 51 48
										314	H Gardner-Webb 64 57
										342	A Longwood 62 47
										342	H Longwood 71 63
										345	A Winthrop 70 58
										345	H Winthrop 71 52
										348	H South Carolina St. 67 62
				LAST 12 Division I GAMES:							
				345	A	Winthrop	70 58	124	A	Radford	59 67
				314	A	Gardner-Webb	51 48	186	H	Campbell	60 43
				342	H	Longwood	71 63	226	H	Presbyterian	52 34
				222	H	High Point	62 64	239	A	UNC Asheville	47 56
				225	A	Liberty	56 67	342	A	Longwood	62 47
				239	H	UNC Asheville	73 66	314	H	Gardner-Webb	64 57

Non-Div I Games: Southern Wesleyan 80 57 Montreat 79 50 Paine 75 67

Charleston So.

Loss, Non-Conf, S Site, H Home A Away N Neutral

Average RPI Win:	210	WON-LOST	WINNING	LAST 10	STRENGTH OF	OPP. STRENGTH	TEAM	ADJ.	CONF.	ADJ CONF.
Average RPI Loss:	102	RECORD	PCT. RANK	GAMES	SCHEDULE	OF SCHEDULE	RPI	RPI	RPI	RPI
DIV. I ONLY	21- 10	79	5- 5	209	102	117	117	14	14	
DIV. I NON-CONF.	8- 3	67	0- 0	294	30	115	115	16	16	
TOTALS	RPI 1-25	RPI 26-50	W-L RECORDS	RPI 51-100	RPI 101-150	RPI 150+				
21- 10	0- 1	1- 2	OVERALL	0- 2	3- 3	17- 2				
10- 4	0- 0	1- 0	HOME	0- 1	0- 1	9- 2				
10- 3	0- 1	0- 1	AWAY	0- 0	3- 1	7- 0				
1- 3	0- 0	0- 1	NEUTRAL	0- 1	0- 1	1- 0				
8- 3	0- 1	0- 1	NON-CONFERENCE	0- 1	1- 0	7- 0				
5- 0	0- 0	0- 0	HOME	0- 0	0- 0	5- 0				
3- 1	0- 1	0- 0	AWAY	0- 0	1- 0	2- 0				
0- 2	0- 0	0- 1	NEUTRAL	0- 1	0- 0	0- 0				
13- 7	0- 0	1- 1	CONFERENCE	0- 1	2- 3	10- 2				
5- 4	0- 0	1- 0	HOME	0- 1	0- 1	4- 2				
7- 2	0- 0	0- 1	AWAY	0- 0	2- 1	5- 0				
1- 1	0- 0	0- 0	NEUTRAL	0- 0	0- 1	1- 0				

RPI S	Opponent	Score	RPI S	Opponent	Score	RPI S	Opponent	Score	RPI S	Opponent	Score	Team's RPI: 117
15	A Miami (FL)	46 80	40	A Western Ky.	74 75	79	N Utah	68 81	110	A Southern Miss.	78 61	
			40	H Western Ky.	89 85	80	H Middle Tenn.	81 83	123	A Duquesne	77 63	
			48	N Boise St.	65 68				136	A Old Dominion	86 75	
									136	H Old Dominion	70 72	
									138	A Louisiana Tech	54 80	
									138	N Louisiana Tech	55 66	
									159	A Rice	69 51	
									159	H Rice	52 55	
									162	A Pittsburgh	70 63	
									172	H East Carolina	79 64	
									182	A North Texas	78 63	
									182	H North Texas	66 49	
									184	H UTSA	78 67	
									189	H UAB	81 88	
									209	H Wisconsin	63 48	
									215	A Col. of Charleston	62 49	
									226	H Presbyterian	71 63	
									249	A Marshall	89 75	
									249	H Marshall	93 77	
									249	N Marshall	71 66	
									276	H Davidson	93 79	
									302	H UTEP	84 74	
									308	A FIU	101 54	
									338	A Fla. Atlantic	72 66	
									342	H Longwood	66 41	
LAST 12 Division I GAMES:												
			138	N Louisiana Tech	55 66	136	H Old Dominion	70 72				
			249	N Marshall	71 66	80	H Middle Tenn.	81 83				
			302	H UTEP	84 74	189	H UAB	81 88				
			184	H UTSA	78 67	308	A FIU	101 54				
			249	A Marshall	89 75	338	A Fla. Atlantic	72 66				
			40	A Western Ky.	74 75	159	H Rice	52 55				

Non-Div I Games:

Charlotte

■ Loss,
■ Non-Conf, S Site,
■ Home
■ Away
N Neutral

Chattanooga

Through Games Of March 9, 2017

Average RPI Win:	211	WON-LOST	WINNING	LAST 10	STRENGTH OF	OPP. STRENGTH	TEAM	ADJ.	CONF.	ADJ CONF.
Average RPI Loss:	84	RECORD	PCT. RANK	GAMES	SCHEDULE	OF SCHEDULE	RPI	RPI	RPI	RPI
DIV. I ONLY	21- 10	79	9- 1	81	123	65	65	17	17	
DIV. I NON-CONF.	6- 8	203	0- 0	47	15	101	101	20	20	
TOTALS	RPI 1-25	RPI 26-50	W-L RECORDS	RPI 51-100	RPI 101-150	RPI 150+				
21- 10	0- 3	0- 2	OVERALL	4- 2	0- 1	17- 2				
8- 4	0- 1	0- 2	HOME	2- 1	0- 0	6- 0				
8- 5	0- 2	0- 0	AWAY	1- 1	0- 0	7- 2				
5- 1	0- 0	0- 0	NEUTRAL	1- 0	0- 1	4- 0				
6- 8	0- 3	0- 2	NON-CONFERENCE	1- 2	0- 1	5- 0				
1- 4	0- 1	0- 2	HOME	1- 1	0- 0	0- 0				
3- 3	0- 2	0- 0	AWAY	0- 1	0- 0	3- 0				
2- 1	0- 0	0- 0	NEUTRAL	0- 0	0- 1	2- 0				
15- 2	0- 0	0- 0	CONFERENCE	3- 0	0- 0	12- 2				
7- 0	0- 0	0- 0	HOME	1- 0	0- 0	6- 0				
5- 2	0- 0	0- 0	AWAY	1- 0	0- 0	4- 2				
3- 0	0- 0	0- 0	NEUTRAL	1- 0	0- 0	2- 0				

RPI 1-25				RPI 26-50				RPI 51-100 Team's RPI: 65				RPI 101+			
RPI	S	Opponent	Score	RPI	S	Opponent	Score	RPI	S	Opponent	Score	RPI	S	Opponent	Score
1	A	UConn	43 80	26	H	Green Bay	55 71	83	H	Florida	61 72	125	N	Maine	39 49
2	H	Notre Dame	58 79	49	H	Indiana	76 79	90	A	FGCU	55 68	199	A	UNCG	72 75
11	A	Louisville	47 63					92	A	Mercer	74 56	199	H	UNCG	58 55
								92	H	Mercer	70 50	199	N	UNCG	75 53
								92	N	Mercer	61 59	203	A	ETSU	70 62
								100	H	Stetson	66 55	203	H	ETSU	60 45
												221	A	UT Martin	80 60
												226	A	Presbyterian	56 48
												228	A	Rutgers	66 53
												230	A	Samford	77 61
												230	H	Samford	51 45
												238	A	Wofford	71 61
												238	H	Wofford	76 56
												255	N	Bowling Green	54 49
												257	A	Furman	48 65
												257	H	Furman	66 43
												277	A	Western Caro.	60 48
												277	H	Western Caro.	67 46
												277	N	Western Caro.	85 41
												298	N	Lafayette	68 43
LAST 12 Division I GAMES:															
				92	N	Mercer	61 59	199	A	UNCG	72 75				
				199	N	UNCG	75 53	203	A	ETSU	70 62				
				277	N	Western Caro.	85 41	230	H	Samford	51 45				
				238	H	Wofford	76 56	92	H	Mercer	70 50				
				257	H	Furman	66 43	257	A	Furman	48 65				
				277	A	Western Caro.	60 48	238	A	Wofford	71 61				

Non-Div I Games:

Chattanooga

■ Loss,
■ Non-Conf, S Site,
■ Home
■ Away
N Neutral

Average RPI Win:	0	WON-LOST	WINNING	LAST 10	STRENGTH OF	OPP. STRENGTH	TEAM	ADJ.	CONF.	ADJ CONF.
Average RPI Loss:	204	RECORD	PCT. RANK	GAMES	SCHEDULE	OF SCHEDULE	RPI	RPI	RPI	RPI
DIV. I ONLY	0- 29	348	0- 10	176	319	344	344	29	29	
DIV. I NON-CONF.	0- 14	335	0- 0	90	299	318	318	29	29	
TOTALS	RPI 1-25	RPI 26-50	W-L RECORDS	RPI 51-100	RPI 101-150	RPI 150+				
0- 29	0- 1	0- 0	OVERALL	0- 3	0- 5	0- 20				
0- 13	0- 0	0- 0	HOME	0- 1	0- 2	0- 10				
0- 15	0- 1	0- 0	AWAY	0- 2	0- 3	0- 9				
0- 1	0- 0	0- 0	NEUTRAL	0- 0	0- 0	0- 1				
0- 14	0- 1	0- 0	NON-CONFERENCE	0- 3	0- 3	0- 7				
0- 6	0- 0	0- 0	HOME	0- 1	0- 1	0- 4				
0- 8	0- 1	0- 0	AWAY	0- 2	0- 2	0- 3				
0- 0	0- 0	0- 0	NEUTRAL	0- 0	0- 0	0- 0				
0- 15	0- 0	0- 0	CONFERENCE	0- 0	0- 2	0- 13				
0- 7	0- 0	0- 0	HOME	0- 0	0- 1	0- 6				
0- 7	0- 0	0- 0	AWAY	0- 0	0- 1	0- 6				
0- 1	0- 0	0- 0	NEUTRAL	0- 0	0- 0	0- 1				

RPI 1-25				RPI 26-50				RPI 51-100				RPI 101+				Team's RPI: 344
RPI	S	Opponent	Score	RPI	S	Opponent	Score	RPI	S	Opponent	Score	RPI	S	Opponent	Score	
22	A	Kansas St.	33 83					59	H	Western Ill.	50 54	118	A	Ball St.	53 88	
								67	A	Northwestern	42 75	141	A	New Mexico St.	63 100	
								81	A	Northern Ill.	85 94	141	H	New Mexico St.	54 65	
												142	H	Wright St.	65 71	
												144	A	Milwaukee	49 71	
												154	H	Oakland	60 80	
												160	H	Western Mich.	51 64	
												177	A	Morehead St.	55 63	
												180	A	Cincinnati	53 81	
												218	A	Seattle U	53 82	
												218	H	Seattle U	51 64	
												218	N	Seattle U	60 78	
												236	A	UTRGV	43 71	
												236	H	UTRGV	46 57	
												245	A	Grand Canyon	39 57	
												245	H	Grand Canyon	62 73	
												263	A	CSU Bakersfield	48 83	
												263	H	CSU Bakersfield	67 71	
												290	H	Valparaiso	51 53	
												297	A	UMKC	53 62	
												297	H	UMKC	55 71	
												321	H	NJIT	42 57	
												326	A	Loyola Chicago	54 59	
												332	A	Utah Valley	54 73	
												332	H	Utah Valley	59 62	
LAST 12 Division I GAMES:																
218	N	Seattle U	60 78	218	A	Seattle U	53 82									
297	H	UMKC	55 71	141	H	New Mexico St.	54 65									
263	H	CSU Bakersfield	67 71	245	A	Grand Canyon	39 57									
245	H	Grand Canyon	62 73	263	A	CSU Bakersfield	48 83									
297	A	UMKC	53 62	236	H	UTRGV	46 57									
332	A	Utah Valley	54 73	218	H	Seattle U	51 64									

Non-Div I Games:

Chicago St.

■ Loss,
 ■ Non-Conf,
 ■ S Site,
 ■ Home
 ■ A Away
 N Neutral

Average RPI Win:	217	WON-LOST	WINNING	LAST 10	STRENGTH OF	OPP. STRENGTH	TEAM	ADJ.	CONF.	ADJ CONF.
Average RPI Loss:	103	RECORD	PCT. RANK	GAMES	SCHEDULE	OF SCHEDULE	RPI	RPI	RPI	RPI
DIV. I ONLY	15- 14	164	2- 8	229	82	180	180	5	5	
DIV. I NON-CONF.	8- 4	97	0- 0	334	272	227	227	5	5	
TOTALS	RPI 1-25	RPI 26-50	W-L RECORDS	RPI 51-100	RPI 101-150	RPI 150+				
15- 14	0- 3	0- 1	OVERALL	1- 4	1- 2	13- 4				
10- 6	0- 1	0- 0	HOME	1- 2	1- 1	8- 2				
5- 7	0- 2	0- 1	AWAY	0- 2	0- 1	5- 1				
0- 1	0- 0	0- 0	NEUTRAL	0- 0	0- 0	0- 1				
8- 4	0- 1	0- 0	NON-CONFERENCE	0- 1	0- 0	8- 2				
5- 3	0- 0	0- 0	HOME	0- 1	0- 0	5- 2				
3- 1	0- 1	0- 0	AWAY	0- 0	0- 0	3- 0				
0- 0	0- 0	0- 0	NEUTRAL	0- 0	0- 0	0- 0				
7- 10	0- 2	0- 1	CONFERENCE	1- 3	1- 2	5- 2				
5- 3	0- 1	0- 0	HOME	1- 1	1- 1	3- 0				
2- 6	0- 1	0- 1	AWAY	0- 2	0- 1	2- 1				
0- 1	0- 0	0- 0	NEUTRAL	0- 0	0- 0	0- 1				

RPI 1-25				RPI 26-50				RPI 51-100				RPI 101+ Team's RPI: 180			
RPI	S	Opponent	Score	RPI	S	Opponent	Score	RPI	S	Opponent	Score	RPI	S	Opponent	Score
1	H	UConn	49 96	30	A	South Fla.	52 72	75	A	Tulane	51 62	101	A	SMU	47 64
18	A	Temple	64 88					75	H	Tulane	68 74	101	H	SMU	67 65
25	A	Ohio St.	38 80					86	H	Georgia	48 51	143	H	Tulsa	61 78
								94	A	UCF	44 64	167	A	Memphis	66 59
								94	H	UCF	63 57	167	H	Memphis	68 57
												172	A	East Carolina	69 80
												172	H	East Carolina	74 64
												174	A	Houston	71 62
												174	H	Houston	85 64
												174	N	Houston	61 74
												204	H	Xavier	61 72
												229	H	Howard	66 56
												246	A	Miami (OH)	49 43
												250	H	Indiana St.	55 63
												255	A	Bowling Green	68 58
												266	A	Southeast Mo. St.	83 75
												282	H	Tennessee Tech	60 38
												286	H	Ark.-Pine Bluff	72 42
												300	H	Eastern Ill.	78 64
												344	H	Chicago St.	81 53
LAST 12 Division I GAMES:															
174	N	Houston	61 74	174	A	Houston	71 62								
143	H	Tulsa	61 78	1	H	UConn	49 96								
18	A	Temple	64 88	30	A	South Fla.	52 72								
172	A	East Carolina	69 80	75	H	Tulane	68 74								
167	H	Memphis	68 57	94	A	UCF	44 64								
75	A	Tulane	51 62	172	H	East Carolina	74 64								

Non-Div I Games: Clarion 92 54

Cincinnati

Loss, Non-Conf, S Site, H Home A Away N Neutral

Average RPI Win:	196	WON-LOST	WINNING	LAST 10	STRENGTH OF	OPP. STRENGTH	TEAM	ADJ.	CONF.	ADJ CONF.
Average RPI Loss:	41	RECORD	PCT. RANK	GAMES	SCHEDULE	OF SCHEDULE	RPI	RPI	RPI	RPI
DIV. I ONLY	15- 16	175	4- 6	46	57	113	113	3	3	
DIV. I NON-CONF.	11- 2	23	0- 0	190	283	72	72	4	4	
TOTALS	RPI 1-25	RPI 26-50	W-L RECORDS	RPI 51-100	RPI 101-150	RPI 150+				
15- 16	0- 8	0- 3	OVERALL	1- 3	5- 1	9- 1				
9- 7	0- 3	0- 2	HOME	1- 1	3- 1	5- 0				
3- 8	0- 4	0- 1	AWAY	0- 2	0- 0	3- 1				
3- 1	0- 1	0- 0	NEUTRAL	0- 0	2- 0	1- 0				
11- 2	0- 1	0- 1	NON-CONFERENCE	0- 0	3- 0	8- 0				
7- 1	0- 0	0- 1	HOME	0- 0	2- 0	5- 0				
2- 1	0- 1	0- 0	AWAY	0- 0	0- 0	2- 0				
2- 0	0- 0	0- 0	NEUTRAL	0- 0	1- 0	1- 0				
4- 14	0- 7	0- 2	CONFERENCE	1- 3	2- 1	1- 1				
2- 6	0- 3	0- 1	HOME	1- 1	1- 1	0- 0				
1- 7	0- 3	0- 1	AWAY	0- 2	0- 0	1- 1				
1- 1	0- 1	0- 0	NEUTRAL	0- 0	1- 0	0- 0				

RPI S	Opponent	Score	RPI S	Opponent	Score	RPI S	Opponent	Score	RPI S	Opponent	Score	Team's RPI: 113
2	H Notre Dame	80 84	31	H Syracuse	62 88	51	H Virginia	37 69	104	H Virginia Tech	69 78	
3	A South Carolina	61 83	35	H Oregon	59 87	61	A Georgia Tech	58 72	104	N Virginia Tech	67 66	
8	A Duke	37 65	38	A North Carolina St.	53 65	61	H Georgia Tech	62 61	119	H North Carolina	78 67	
11	H Louisville	46 60				87	A Wake Forest	56 68	125	H Maine	69 61	
11	N Louisville	46 68							138	H Louisiana Tech	78 67	
12	A Florida St.	47 80							142	N Wright St.	75 51	
12	H Florida St.	27 86							162	A Pittsburgh	54 46	
15	A Miami (FL)	57 81							170	H Bethune-Cookman	59 38	
									175	A Boston College	48 60	
									220	A Monmouth	60 47	
									247	H Ga. Southern	58 47	
									251	A Jacksonville St.	69 63	
									256	H Coastal Caro.	64 57	
									277	H Western Caro.	78 63	
									326	N Loyola Chicago	61 40	
									348	H South Carolina St.	56 36	
LAST 12 Division I GAMES:												
	11	N Louisville	46	68	162	A Pittsburgh	54	46				
	104	N Virginia Tech	67	66	119	H North Carolina	78	67				
	61	A Georgia Tech	58	72	8	A Duke	37	65				
	12	A Florida St.	47	80	61	H Georgia Tech	62	61				
	2	H Notre Dame	80	84	11	H Louisville	46	60				
	15	A Miami (FL)	57	81	38	A North Carolina St.	53	65				

Non-Div I Games:

Clemson

■ Loss,
■ Non-Conf, S Site,
■ Home
■ Away
N Neutral

Cleveland St.

Through Games Of March 9, 2017

Average RPI Win:	265	WON-LOST	WINNING	LAST 10	STRENGTH OF	OPP. STRENGTH	TEAM	ADJ.	CONF.	ADJ CONF.
Average RPI Loss:	129	RECORD	PCT. RANK	GAMES	SCHEDULE	OF SCHEDULE	RPI	RPI	RPI	RPI
DIV. I ONLY	13- 15	200	4- 6	165	245	181	181	18	18	
DIV. I NON-CONF.	4- 5	198	0- 0	134	266	144	144	21	21	
TOTALS	RPI 1-25	RPI 26-50	W-L RECORDS	RPI 51-100	RPI 101-150	RPI 150+				
13- 15	0- 1	0- 2	OVERALL	0- 2	1- 7	12- 3				
5- 6	0- 0	0- 1	HOME	0- 1	1- 2	4- 2				
7- 8	0- 1	0- 1	AWAY	0- 1	0- 4	7- 1				
1- 1	0- 0	0- 0	NEUTRAL	0- 0	0- 1	1- 0				
4- 5	0- 1	0- 0	NON-CONFERENCE	0- 2	0- 1	4- 1				
0- 2	0- 0	0- 0	HOME	0- 1	0- 0	0- 1				
3- 3	0- 1	0- 0	AWAY	0- 1	0- 1	3- 0				
1- 0	0- 0	0- 0	NEUTRAL	0- 0	0- 0	1- 0				
9- 10	0- 0	0- 2	CONFERENCE	0- 0	1- 6	8- 2				
5- 4	0- 0	0- 1	HOME	0- 0	1- 2	4- 1				
4- 5	0- 0	0- 1	AWAY	0- 0	0- 3	4- 1				
0- 1	0- 0	0- 0	NEUTRAL	0- 0	0- 1	0- 0				

RPI 1-25			RPI 26-50			RPI 51-100			RPI 101+			Team's RPI: 181
RPI	S	Opponent	Score	RPI	S	Opponent	Score	RPI	S	Opponent	Score	
25	A	Ohio St.	78 96	26	A	Green Bay	60 79	55	H	Toledo	59 92	135 A Navy 63 88
				26	H	Green Bay	51 65	71	A	Bucknell	66 77	140 A Detroit Mercy 54 66
												140 H Detroit Mercy 75 50
												140 N Detroit Mercy 56 70
												142 A Wright St. 63 84
												142 H Wright St. 60 65
												144 A Milwaukee 72 76
												144 H Milwaukee 78 80
												154 A Oakland 74 62
												154 H Oakland 79 93
												231 N Richmond 69 65
												237 A Evansville 66 62
												255 A Bowling Green 64 56
												265 H Niagara 49 67
												290 A Valparaiso 66 62
												290 H Valparaiso 71 60
												295 A Northern Ky. 58 54
												295 H Northern Ky. 77 58
												300 A Eastern Ill. 66 56
												319 A Youngstown St. 67 92
												319 H Youngstown St. 71 68
												320 A Ill.-Chicago 63 59
												320 H Ill.-Chicago 77 59
LAST 12 Division I GAMES:												
				140	N	Detroit Mercy	56 70	26	A	Green Bay	60 79	
				154	H	Oakland	79 93	290	A	Valparaiso	66 62	
				140	H	Detroit Mercy	75 50	320	A	Ill.-Chicago	63 59	
				295	H	Northern Ky.	77 58	26	H	Green Bay	51 65	
				142	H	Wright St.	60 65	144	H	Milwaukee	78 80	
				144	A	Milwaukee	72 76	140	A	Detroit Mercy	54 66	

Non-Div I Games: Notre Dame (OH) 51 66 Lake Erie 65 42

Cleveland St.

Loss, Non-Conf, S Site, H Home A Away N Neutral

Average RPI Win:	259	WON-LOST	WINNING	LAST 10	STRENGTH OF	OPP. STRENGTH	TEAM	ADJ.	CONF.	ADJ CONF.
Average RPI Loss:	179	RECORD	PCT. RANK	GAMES	SCHEDULE	OF SCHEDULE	RPI	RPI	RPI	RPI
DIV. I ONLY	12- 15	207	4- 6	314	253	256	256	21	21	
DIV. I NON-CONF.	4- 4	165	0- 0	348	324	293	293	19	19	
TOTALS	RPI 1-25	RPI 26-50	W-L RECORDS	RPI 51-100	RPI 101-150	RPI 150+				
12- 15	0- 0	0- 2	OVERALL	0- 2	1- 2	11- 9				
6- 5	0- 0	0- 1	HOME	0- 1	1- 0	5- 3				
5- 9	0- 0	0- 1	AWAY	0- 1	0- 2	5- 5				
1- 1	0- 0	0- 0	NEUTRAL	0- 0	0- 0	1- 1				
4- 4	0- 0	0- 0	NON-CONFERENCE	0- 0	0- 1	4- 3				
1- 1	0- 0	0- 0	HOME	0- 0	0- 0	1- 1				
2- 3	0- 0	0- 0	AWAY	0- 0	0- 1	2- 2				
1- 0	0- 0	0- 0	NEUTRAL	0- 0	0- 0	1- 0				
8- 11	0- 0	0- 2	CONFERENCE	0- 2	1- 1	7- 6				
5- 4	0- 0	0- 1	HOME	0- 1	1- 0	4- 2				
3- 6	0- 0	0- 1	AWAY	0- 1	0- 1	3- 3				
0- 1	0- 0	0- 0	NEUTRAL	0- 0	0- 0	0- 1				

RPI 1-25			RPI 26-50			RPI 51-100			RPI 101+			Team's RPI: 256			
RPI	S	Opponent	Score	RPI	S	Opponent	Score	RPI	S	Opponent	Score				
				45	A	Little Rock	47 79	84	A	UT Arlington	58 60	113	A	Clemson	57 64
				45	H	Little Rock	66 74	84	H	UT Arlington	41 70	125	A	Troy	66 78
												147	H	Louisiana	71 68
												168	A	Texas St.	62 83
												168	H	Texas St.	64 48
												213	A	Appalachian St.	56 53
												213	H	Appalachian St.	60 55
												213	N	Appalachian St.	58 79
												215	A	Col. of Charleston	79 72
												238	A	Wofford	62 67
												241	A	South Ala.	61 45
												242	H	Saint Francis (PA)	59 70
												247	A	Ga. Southern	70 78
												247	H	Ga. Southern	62 65
												249	A	Marshall	66 84
												260	A	Georgia St.	73 67
												260	H	Georgia St.	48 69
												316	A	Fort Wayne	72 57
												318	A	Arkansas St.	52 60
												318	H	Arkansas St.	57 55
												331	H	La.-Monroe	75 48
												335	H	N.C. Central	66 50
												348	N	South Carolina St.	63 54
LAST 12 Division I GAMES:															
				213	N	Appalachian St.	58 79	247	H	Ga. Southern	62 65				
				213	A	Appalachian St.	56 53	260	H	Georgia St.	48 69				
				147	H	Louisiana	71 68	45	A	Little Rock	47 79				
				331	H	La.-Monroe	75 48	318	A	Arkansas St.	52 60				
				125	A	Troy	66 78	168	H	Texas St.	64 48				
				241	A	South Ala.	61 45	84	H	UT Arlington	41 70				

Non-Div I Games: Pfeiffer

91 49

Catawba

58 63

Coastal Caro.

■ Loss,
 ■ Non-Conf,
 ■ S Site,
 ■ Home
 ■ Away
 N Neutral

Average RPI Win:	193	WON-LOST	WINNING	LAST 10	STRENGTH OF	OPP. STRENGTH	TEAM	ADJ.	CONF.	ADJ CONF.
Average RPI Loss:	127	RECORD	PCT. RANK	GAMES	SCHEDULE	OF SCHEDULE	RPI	RPI	RPI	RPI
DIV. I ONLY	9- 21	280	3- 7	108	100	215	215	9	9	
DIV. I NON-CONF.	3- 8	262	0- 0	163	180	222	222	8	8	
TOTALS	RPI 1-25	RPI 26-50	W-L RECORDS	RPI 51-100	RPI 101-150	RPI 150+				
9- 21	0- 1	0- 6	OVERALL	1- 1	2- 4	6- 9				
5- 8	0- 0	0- 2	HOME	1- 0	1- 3	3- 3				
4- 12	0- 1	0- 4	AWAY	0- 1	1- 1	3- 5				
0- 1	0- 0	0- 0	NEUTRAL	0- 0	0- 0	0- 1				
3- 8	0- 1	0- 2	NON-CONFERENCE	0- 0	0- 2	3- 3				
0- 4	0- 0	0- 0	HOME	0- 0	0- 2	0- 2				
3- 4	0- 1	0- 2	AWAY	0- 0	0- 0	3- 1				
0- 0	0- 0	0- 0	NEUTRAL	0- 0	0- 0	0- 0				
6- 13	0- 0	0- 4	CONFERENCE	1- 1	2- 2	3- 6				
5- 4	0- 0	0- 2	HOME	1- 0	1- 1	3- 1				
1- 8	0- 0	0- 2	AWAY	0- 1	1- 1	0- 4				
0- 1	0- 0	0- 0	NEUTRAL	0- 0	0- 0	0- 1				

RPI 1-25				RPI 26-50				RPI 51-100				RPI 101+				Team's RPI: 215	
RPI	S	Opponent	Score	RPI	S	Opponent	Score	RPI	S	Opponent	Score	RPI	S	Opponent	Score		
11	A	Louisville	58 86	29	A	Elon	57 70	77	A	Drexel	57 70	104	H	Virginia Tech	61 71		
				29	H	Elon	56 84	77	H	Drexel	79 75	117	H	Charlotte	49 62		
				38	A	North Carolina St.	47 91					121	A	William & Mary	71 69		
				40	A	Western Ky.	76 89					121	H	William & Mary	70 60		
				42	A	James Madison	60 74					137	A	Delaware	66 71		
				42	H	James Madison	78 84					137	H	Delaware	56 69		
												158	A	Northeastern	44 61		
												158	H	Northeastern	75 86		
												174	A	Houston	63 79		
												178	A	Hofstra	81 85		
												178	H	Hofstra	71 55		
												212	A	Towson	59 61		
												212	H	Towson	59 54		
												213	A	Appalachian St.	65 62		
												215	A	UNCW	61 67		
												215	H	UNCW	76 37		
												215	N	UNCW	44 49		
												254	A	Charleston So.	79 76		
												256	H	Coastal Caro.	72 79		
												293	H	North Florida	47 60		
												345	A	Winthrop	95 64		
LAST 12 Division I GAMES:																	
215	N	UNCW	44 49	158	A	Northeastern	44 61										
42	A	James Madison	60 74	178	A	Hofstra	81 85										
137	H	Delaware	56 69	212	H	Towson	59 54										
158	H	Northeastern	75 86	77	H	Drexel	79 75										
42	H	James Madison	78 84	215	A	UNCW	61 67										
121	A	William & Mary	71 69	178	H	Hofstra	71 55										

Non-Div I Games:

Col. of Charleston

■ Loss,
 ■ Non-Conf, S Site,
 ■ Home
 ■ Away
 N Neutral

Average RPI Win: 257	WON-LOST	WINNING	LAST 10	STRENGTH OF	OPP. STRENGTH	TEAM	ADJ.	CONF.	ADJ CONF.
Average RPI Loss: 182	RECORD	PCT. RANK	GAMES	SCHEDULE	OF SCHEDULE	RPI	RPI	RPI	RPI
DIV. I ONLY	10- 20	262	4- 6	248	281	273	273	25	25
DIV. I NON-CONF.	3- 8	262	0- 0	272	241	292	292	26	26
TOTALS	RPI 1-25	RPI 26-50	W-L RECORDS	RPI 51-100	RPI 101-150	RPI 150+			
10- 20	0- 0	0- 0	OVERALL	0- 4	1- 2	9- 14			
7- 5	0- 0	0- 0	HOME	0- 1	0- 2	7- 2			
3- 15	0- 0	0- 0	AWAY	0- 3	1- 0	2- 12			
0- 0	0- 0	0- 0	NEUTRAL	0- 0	0- 0	0- 0			
3- 8	0- 0	0- 0	NON-CONFERENCE	0- 2	0- 1	3- 5			
2- 1	0- 0	0- 0	HOME	0- 0	0- 1	2- 0			
1- 7	0- 0	0- 0	AWAY	0- 2	0- 0	1- 5			
0- 0	0- 0	0- 0	NEUTRAL	0- 0	0- 0	0- 0			
7- 12	0- 0	0- 0	CONFERENCE	0- 2	1- 1	6- 9			
5- 4	0- 0	0- 0	HOME	0- 1	0- 1	5- 2			
2- 8	0- 0	0- 0	AWAY	0- 1	1- 0	1- 7			
0- 0	0- 0	0- 0	NEUTRAL	0- 0	0- 0	0- 0			

RPI S	Opponent	Score	RPI S	Opponent	Score	RPI S	Opponent	Score	RPI S	Opponent	Score	Team's RPI: 273
						58	A Purdue	51 71	127	H Cornell	57 70	
						64	A Gonzaga	42 72	135	A Navy	69 61	
						71	A Bucknell	56 79	135	H Navy	67 80	
						71	H Bucknell	49 79	155	A Brown	67 62	
									156	A Army West Point	47 57	
									156	A Army West Point	76 83	
									156	H Army West Point	69 76	
									176	A Siena	63 71	
									191	A American	57 68	
									191	H American	62 73	
									194	A Columbia	67 75	
									195	A Providence	85 92	
									212	H Towson	76 71	
									226	A Boston U.	51 65	
									226	H Boston U.	96 87	
									248	A St. Bonaventure	57 70	
									267	A Loyola Maryland	77 87	
									267	H Loyola Maryland	76 62	
									298	A Lafayette	85 90	
									298	H Lafayette	76 69	
									307	A Lehigh	74 83	
									307	H Lehigh	75 70	
									317	A Holy Cross	62 54	
									317	H Holy Cross	70 52	
									336	H LIU Brooklyn	76 61	
									343	A UMass Lowell	77 82	
LAST 12 Division I GAMES:												
			156	A Army West Point	76 83	71	H Bucknell	49 79				
			307	A Lehigh	74 83	156	A Army West Point	47 57				
			298	A Lafayette	85 90	135	A Navy	69 61				
			307	H Lehigh	75 70	317	H Holy Cross	70 52				
			267	H Loyola Maryland	76 62	191	H American	62 73				
			226	A Boston U.	51 65	267	A Loyola Maryland	77 87				

Non-Div I Games:

Colgate

■ Loss,
 ■ Non-Conf,
 ■ S Site,
 ■ H Home
 ■ A Away
 N Neutral

Colorado

Through Games Of March 9, 2017

Average RPI Win:	163	WON-LOST	WINNING	LAST 10	STRENGTH OF	OPP. STRENGTH	TEAM	ADJ.	CONF.	ADJ CONF.
Average RPI Loss:	43	RECORD	PCT. RANK	GAMES	SCHEDULE	OF SCHEDULE	RPI	RPI	RPI	RPI
DIV. I ONLY	15- 15	170	3- 7	56	17	108	108	1	1	
DIV. I NON-CONF.	10- 1	15	0- 0	241	205	76	76	1	1	
TOTALS	RPI 1-25	RPI 26-50	W-L RECORDS	RPI 51-100	RPI 101-150	RPI 150+				
15- 15	1- 7	1- 2	OVERALL	3- 4	4- 2	6- 0				
11- 6	1- 3	1- 1	HOME	2- 2	3- 0	4- 0				
4- 8	0- 4	0- 1	AWAY	1- 2	1- 1	2- 0				
0- 1	0- 0	0- 0	NEUTRAL	0- 0	0- 1	0- 0				
10- 1	1- 0	0- 0	NON-CONFERENCE	1- 1	2- 0	6- 0				
7- 1	1- 0	0- 0	HOME	1- 1	1- 0	4- 0				
3- 0	0- 0	0- 0	AWAY	0- 0	1- 0	2- 0				
0- 0	0- 0	0- 0	NEUTRAL	0- 0	0- 0	0- 0				
5- 14	0- 7	1- 2	CONFERENCE	2- 3	2- 2	0- 0				
4- 5	0- 3	1- 1	HOME	1- 1	2- 0	0- 0				
1- 8	0- 4	0- 1	AWAY	1- 2	0- 1	0- 0				
0- 1	0- 0	0- 0	NEUTRAL	0- 0	0- 1	0- 0				

RPI S Opponent	Score	RPI S Opponent	Score	RPI S Opponent	Score	RPI S Opponent	Score	Team's RPI: 108
4 A Oregon St.	57 81	34 H Arizona St.	52 71	53 H Colorado St.	74 56	101 H SMU	67 50	
4 H Oregon St.	49 54	35 A Oregon	66 71	54 A California	64 59	102 A Washington St.	56 67	
6 A Stanford	51 64	35 H Oregon	76 66	54 H California	53 65	102 H Washington St.	70 58	
6 H Stanford	70 84			79 A Utah	53 58	102 N Washington St.	78 79	
9 A Washington	46 79			79 H Utah	54 49	129 A Northern Colo.	83 62	
9 H Washington	75 79			89 A Southern California	54 79	132 H Arizona	65 56	
10 A UCLA	74 87			98 H Wyoming	75 82	157 H Idaho St.	85 56	
14 H Kentucky	79 69					304 A North Dakota St.	76 59	
						312 A Mississippi Val.	76 64	
						322 H Air Force	95 68	
						324 H St. Francis Brooklyn	81 54	
						329 H Southeastern La.	112 54	
LAST 12 Division I GAMES:								
102 N Washington St.	78 79	6 A Stanford	51 64					
102 A Washington St.	56 67	9 H Washington	75 79					
9 A Washington	46 79	102 H Washington St.	70 58					
35 H Oregon	76 66	79 A Utah	53 58					
4 H Oregon St.	49 54	79 H Utah	54 49					
54 A California	64 59	4 A Oregon St.	57 81					

Non-Div I Games:

Colorado

Loss, Non-Conf, S Site, H Home A Away N Neutral

Average RPI Win:	197	WON-LOST	WINNING	LAST 10	STRENGTH OF	OPP. STRENGTH	TEAM	ADJ.	CONF.	ADJ CONF.
Average RPI Loss:	90	RECORD	PCT. RANK	GAMES	SCHEDULE	OF SCHEDULE	RPI	RPI	RPI	RPI
DIV. I ONLY	22- 8	51	7- 3	142	110	53	53	13	13	
DIV. I NON-CONF.	6- 4	127	0- 0	252	61	141	141	15	15	
TOTALS	RPI 1-25	RPI 26-50	W-L RECORDS	RPI 51-100	RPI 101-150	RPI 150+				
22- 8	0- 2	1- 2	OVERALL	1- 1	6- 1	14- 2				
13- 1	0- 0	0- 1	HOME	1- 0	4- 0	8- 0				
8- 6	0- 1	1- 0	AWAY	0- 0	2- 1	5- 1				
1- 1	0- 0	0- 1	NEUTRAL	0- 0	0- 0	1- 0				
6- 4	0- 2	0- 0	NON-CONFERENCE	0- 0	2- 1	4- 1				
5- 0	0- 0	0- 0	HOME	0- 0	2- 0	3- 0				
1- 4	0- 2	0- 0	AWAY	0- 0	0- 1	1- 1				
0- 0	0- 0	0- 0	NEUTRAL	0- 0	0- 0	0- 0				
16- 4	0- 0	1- 2	CONFERENCE	1- 1	4- 0	10- 1				
8- 1	0- 0	0- 1	HOME	1- 0	2- 0	5- 0				
7- 2	0- 0	1- 0	AWAY	0- 1	2- 0	4- 1				
1- 1	0- 0	0- 1	NEUTRAL	0- 0	0- 0	1- 0				

RPI 1-25			RPI 26-50			RPI 51-100			Team's RPI: 53	RPI 101+		
RPI	S	Opponent	Score	RPI	S	Opponent	Score	RPI	S	Opponent	Score	
9	A	Washington	68 101	48	A	Boise St.	60 53	98	A	Wyoming	49 56	105 A UNLV 57 37
19	A	Oklahoma	55 70	48	H	Boise St.	45 51	98	H	Wyoming	61 54	105 H UNLV 44 41
				48	N	Boise St.	61 65					108 A Colorado 56 74
												129 H Northern Colo. 58 47
												146 A Fresno St. 66 64
												146 H Fresno St. 73 56
												149 H Omaha 69 42
												153 A New Mexico 78 63
												153 H New Mexico 58 55
												190 A Utah St. 48 55
												190 H Utah St. 74 43
												196 A Nebraska 59 62
												200 A San Jose St. 68 56
												200 H San Jose St. 70 67
												200 N San Jose St. 65 60
												218 H Seattle U 66 62
												267 A San Diego St. 80 46
												267 H San Diego St. 60 43
												285 H Nevada 64 51
												311 H Denver 76 49
												322 A Air Force 72 35
												323 A Montana 63 49
												329 H Southeastern La. 77 31
LAST 12 Division I GAMES:												
				48	N	Boise St.	61 65	98	H	Wyoming	61 54	
				200	N	San Jose St.	65 60	146	A	Fresno St.	66 64	
				285	H	Nevada	64 51	190	A	Utah St.	48 55	
				98	A	Wyoming	49 56	105	H	UNLV	44 41	
				267	A	San Diego St.	80 46	48	A	Boise St.	60 53	
				153	H	New Mexico	58 55	267	H	San Diego St.	60 43	

Non-Div I Games: N.M. Highlands 96 31 Adams St. 76 29

Colorado St.

Loss, Non-Conf, S Site, H Home A Away N Neutral

Average RPI Win:	256	WON-LOST	WINNING	LAST 10	STRENGTH OF	OPP. STRENGTH	TEAM	ADJ.	CONF.	ADJ CONF.
Average RPI Loss:	123	RECORD	PCT. RANK	GAMES	SCHEDULE	OF SCHEDULE	RPI	RPI	RPI	RPI
DIV. I ONLY	13- 14	186	2- 8	239	204	194	194	8	8	
DIV. I NON-CONF.	10- 3	54	0- 0	339	344	176	176	9	9	
TOTALS	RPI 1-25	RPI 26-50	W-L RECORDS	RPI 51-100	RPI 101-150	RPI 150+				
13- 14	0- 0	0- 2	OVERALL	0- 2	1- 6	12- 4				
5- 7	0- 0	0- 1	HOME	0- 1	0- 3	5- 2				
8- 7	0- 0	0- 1	AWAY	0- 1	1- 3	7- 2				
0- 0	0- 0	0- 0	NEUTRAL	0- 0	0- 0	0- 0				
10- 3	0- 0	0- 0	NON-CONFERENCE	0- 0	0- 1	10- 2				
4- 1	0- 0	0- 0	HOME	0- 0	0- 0	4- 1				
6- 2	0- 0	0- 0	AWAY	0- 0	0- 1	6- 1				
0- 0	0- 0	0- 0	NEUTRAL	0- 0	0- 0	0- 0				
3- 11	0- 0	0- 2	CONFERENCE	0- 2	1- 5	2- 2				
1- 6	0- 0	0- 1	HOME	0- 1	0- 3	1- 1				
2- 5	0- 0	0- 1	AWAY	0- 1	1- 2	1- 1				
0- 0	0- 0	0- 0	NEUTRAL	0- 0	0- 0	0- 0				

RPI 1-25				RPI 26-50				RPI 51-100				RPI 101+				Team's RPI: 194	
RPI	S	Opponent	Score	RPI	S	Opponent	Score	RPI	S	Opponent	Score	RPI	S	Opponent	Score		
				43	A	Harvard	68 70	56	A	Penn	59 68	115	A	Princeton	54 78		
				43	H	Harvard	55 58	56	H	Penn	54 64	115	H	Princeton	52 62		
												122	A	Long Beach St.	60 73		
												127	A	Cornell	70 77		
												127	H	Cornell	55 69		
												133	A	Yale	72 68		
												133	H	Yale	47 55		
												155	A	Brown	60 69		
												155	H	Brown	59 76		
												195	H	Providence	66 64		
												210	H	UMBC	56 67		
												211	A	Binghamton	75 65		
												217	A	Dartmouth	91 88		
												217	H	Dartmouth	69 48		
												231	A	Richmond	65 58		
												242	A	Saint Francis (PA)	84 77		
												258	A	Stony Brook	53 55		
												267	A	Loyola Maryland	65 53		
												273	H	Colgate	75 67		
												321	A	NJIT	65 51		
												336	H	LIU Brooklyn	66 57		
												343	H	UMass Lowell	76 57		
												346	A	Cal St. Fullerton	61 46		
LAST 12 Division I GAMES:																	
				133	H	Yale	47 55					115	H	Princeton	52 62		
				155	H	Brown	59 76					56	H	Penn	54 64		
				56	A	Penn	59 68					155	A	Brown	60 69		
				115	A	Princeton	54 78					133	A	Yale	72 68		
				217	H	Dartmouth	69 48					43	A	Harvard	68 70		
				43	H	Harvard	55 58					217	A	Dartmouth	91 88		

Non-Div I Games:

Columbia

■ Loss,
 ■ Non-Conf, S Site,
 ■ Home
 ■ Away
 N Neutral

Average RPI Win: 317	WON-LOST	WINNING	LAST 10	STRENGTH OF	OPP. STRENGTH	TEAM	ADJ.	CONF.	ADJ CONF.
Average RPI Loss: 170	RECORD	PCT. RANK	GAMES	SCHEDULE	OF SCHEDULE	RPI	RPI	RPI	RPI
DIV. I ONLY	8- 21	288	4- 6	256	311	291	291	32	32
DIV. I NON-CONF.	0- 12	335	0- 0	63	72	301	301	31	31
TOTALS	RPI 1-25	RPI 26-50	W-L RECORDS	RPI 51-100	RPI 101-150	RPI 150+			
8- 21	0- 1	0- 2	OVERALL	0- 3	0- 2	8- 13			
4- 5	0- 0	0- 0	HOME	0- 1	0- 0	4- 4			
4- 14	0- 1	0- 2	AWAY	0- 2	0- 2	4- 7			
0- 2	0- 0	0- 0	NEUTRAL	0- 0	0- 0	0- 2			
0- 12	0- 1	0- 2	NON-CONFERENCE	0- 3	0- 2	0- 4			
0- 1	0- 0	0- 0	HOME	0- 1	0- 0	0- 0			
0- 10	0- 1	0- 2	AWAY	0- 2	0- 2	0- 3			
0- 1	0- 0	0- 0	NEUTRAL	0- 0	0- 0	0- 1			
8- 9	0- 0	0- 0	CONFERENCE	0- 0	0- 0	8- 9			
4- 4	0- 0	0- 0	HOME	0- 0	0- 0	4- 4			
4- 4	0- 0	0- 0	AWAY	0- 0	0- 0	4- 4			
0- 1	0- 0	0- 0	NEUTRAL	0- 0	0- 0	0- 1			

RPI 1-25				RPI 26-50				RPI 51-100				RPI 101+ Team's RPI: 291			
RPI	S	Opponent	Score	RPI	S	Opponent	Score	RPI	S	Opponent	Score	RPI	S	Opponent	Score
15	A	Miami (FL)	35 75	31	A	Syracuse	30 76	51	A	Virginia	40 103	119	A	North Carolina	55 90
				39	A	West Virginia	39 69	52	A	George Washington	46 77	145	A	VCU	44 73
								99	H	SFA	57 72	164	A	Hampton	54 78
												164	H	Hampton	61 65
												170	A	Bethune-Cookman	52 71
												170	H	Bethune-Cookman	56 76
												203	N	ETSU	58 70
												210	A	UMBC	63 73
												212	A	Towson	65 69
												229	A	Howard	58 66
												260	A	UMES	55 49
												260	N	UMES	59 62
												278	H	N.C. A&T	65 57
												283	H	Norfolk St.	45 49
												288	A	Mt. St. Mary's	48 54
												296	A	Savannah St.	59 47
												325	A	Florida A&M	70 62
												330	A	Morgan St.	42 71
												330	H	Morgan St.	61 45
												335	H	N.C. Central	46 58
												347	H	Delaware St.	77 64
												348	A	South Carolina St.	66 63
												348	H	South Carolina St.	70 54
LAST 12 Division I GAMES:															
				260	N	UMES	59 62					170	H	Bethune-Cookman	56 76
				164	H	Hampton	61 65					335	H	N.C. Central	46 58
				330	A	Morgan St.	42 71					260	A	UMES	55 49
				296	A	Savannah St.	59 47					164	A	Hampton	54 78
				348	A	South Carolina St.	66 63					330	H	Morgan St.	61 45
				347	H	Delaware St.	77 64					283	H	Norfolk St.	45 49

Non-Div I Games:

Coppin St.

■ Loss,
 ■ Non-Conf,
 ■ S Site,
 ■ Home
 ■ A Away
 N Neutral

Average RPI Win:	203	WON-LOST	WINNING	LAST 10	STRENGTH OF	OPP. STRENGTH	TEAM	ADJ.	CONF.	ADJ CONF.
Average RPI Loss:	137	RECORD	PCT. RANK	GAMES	SCHEDULE	OF SCHEDULE	RPI	RPI	RPI	RPI
DIV. I ONLY	16- 11	118	5- 5	145	186	127	127	8	8	
DIV. I NON-CONF.	9- 4	85	0- 0	288	319	139	139	9	9	
TOTALS	RPI 1-25	RPI 26-50	W-L RECORDS	RPI 51-100	RPI 101-150	RPI 150+				
16- 11	0- 0	1- 1	OVERALL	1- 3	3- 1	11- 6				
8- 4	0- 0	1- 0	HOME	1- 2	1- 1	5- 1				
8- 7	0- 0	0- 1	AWAY	0- 1	2- 0	6- 5				
0- 0	0- 0	0- 0	NEUTRAL	0- 0	0- 0	0- 0				
9- 4	0- 0	0- 0	NON-CONFERENCE	1- 1	0- 0	8- 3				
4- 1	0- 0	0- 0	HOME	1- 1	0- 0	3- 0				
5- 3	0- 0	0- 0	AWAY	0- 0	0- 0	5- 3				
0- 0	0- 0	0- 0	NEUTRAL	0- 0	0- 0	0- 0				
7- 7	0- 0	1- 1	CONFERENCE	0- 2	3- 1	3- 3				
4- 3	0- 0	1- 0	HOME	0- 1	1- 1	2- 1				
3- 4	0- 0	0- 1	AWAY	0- 1	2- 0	1- 2				
0- 0	0- 0	0- 0	NEUTRAL	0- 0	0- 0	0- 0				

RPI S	Opponent	Score	RPI S	Opponent	Score	RPI S	Opponent	Score	RPI S	Opponent	Score	Team's RPI: 127
43	A Harvard	59 62	43	H Harvard	57 52	56	A Penn	34 47	115	A Princeton	55 44	
						56	H Penn	55 61	115	H Princeton	54 58	
						76	H New Hampshire	61 56	133	A Yale	76 63	
						77	H Drexel	53 63	133	H Yale	59 49	
									155	A Brown	67 72	
									155	H Brown	46 67	
									162	A Pittsburgh	44 56	
									194	A Columbia	69 55	
									194	H Columbia	77 70	
									211	A Binghamton	54 51	
									212	A Towson	63 68	
									217	A Dartmouth	74 84	
									217	H Dartmouth	72 57	
									229	H Howard	67 55	
									242	A Saint Francis (PA)	78 72	
									253	H Canisius	60 43	
									258	A Stony Brook	65 66	
									267	H Loyola Maryland	58 50	
									273	A Colgate	70 57	
									319	A Youngstown St.	80 75	
									347	A Delaware St.	72 51	
LAST 12 Division I GAMES:												
155	H Brown	46 67	56	H Penn	55 61							
133	H Yale	59 49	115	H Princeton	54 58							
115	A Princeton	55 44	133	A Yale	76 63							
56	A Penn	34 47	155	A Brown	67 72							
43	H Harvard	57 52	217	A Dartmouth	74 84							
217	H Dartmouth	72 57	43	A Harvard	59 62							

Non-Div I Games:

Cornell

Creighton

Through Games Of March 9, 2017

Average RPI Win:	142	WON-LOST	WINNING	LAST 10	STRENGTH OF	OPP. STRENGTH	TEAM	ADJ.	CONF.	ADJ CONF.
Average RPI Loss:	50	RECORD	PCT. RANK	GAMES	SCHEDULE	OF SCHEDULE	RPI	RPI	RPI	RPI
DIV. I ONLY	23- 7	35	9- 1	64	62	23	23	7	7	
DIV. I NON-CONF.	6- 4	127	0- 0	59	21	60	60	7	7	
TOTALS	RPI 1-25	RPI 26-50	W-L RECORDS	RPI 51-100	RPI 101-150	RPI 150+				
23- 7	0- 3	4- 3	OVERALL	6- 0	1- 0	12- 1				
12- 1	0- 1	2- 0	HOME	3- 0	1- 0	6- 0				
9- 5	0- 1	1- 3	AWAY	3- 0	0- 0	5- 1				
2- 1	0- 1	1- 0	NEUTRAL	0- 0	0- 0	1- 0				
6- 4	0- 1	2- 2	NON-CONFERENCE	0- 0	1- 0	3- 1				
4- 0	0- 0	1- 0	HOME	0- 0	1- 0	2- 0				
1- 3	0- 0	0- 2	AWAY	0- 0	0- 0	1- 1				
1- 1	0- 1	1- 0	NEUTRAL	0- 0	0- 0	0- 0				
17- 3	0- 2	2- 1	CONFERENCE	6- 0	0- 0	9- 0				
8- 1	0- 1	1- 0	HOME	3- 0	0- 0	4- 0				
8- 2	0- 1	1- 1	AWAY	3- 0	0- 0	4- 0				
1- 0	0- 0	0- 0	NEUTRAL	0- 0	0- 0	1- 0				

RPI 1-25				Team's RPI: 23				RPI 26-50				RPI 51-100				RPI 101+			
RPI	S	Opponent	Score		RPI	S	Opponent	Score		RPI	S	Opponent	Score		RPI	S	Opponent	Score	
17	A	DePaul	65	79	27	A	Marquette	83	63	66	A	Villanova	47	44	149	H	Omaha	82	45
17	H	DePaul	56	60	27	A	Marquette	65	72	66	H	Villanova	60	46	179	A	Wichita St.	54	62
24	N	Missouri	63	72	27	H	Marquette	80	77	68	A	St. John's (NY)	55	43	188	H	Kansas	69	49
					28	H	Drake	80	77	68	H	St. John's (NY)	67	60	195	A	Providence	58	51
					32	N	Dayton	56	53	69	A	Georgetown	67	59	195	H	Providence	88	57
					37	A	South Dakota St.	56	63	69	H	Georgetown	70	68	196	H	Nebraska	80	64
					50	A	UNI	49	50						197	A	Seton Hall	70	60
															197	H	Seton Hall	61	44
															204	A	Xavier	67	57
															204	H	Xavier	63	52
															233	A	Marist	72	50
															259	A	Butler	65	53
															259	H	Butler	67	52
															259	N	Butler	64	55
LAST 12 Division I GAMES:																			
					27	A	Marquette	65	72	195	H	Providence	88	57					
					259	N	Butler	64	55	69	A	Georgetown	67	59					
					259	A	Butler	65	53	66	A	Villanova	47	44					
					204	A	Xavier	67	57	27	H	Marquette	80	77					
					68	H	St. John's (NY)	67	60	17	H	DePaul	56	60					
					197	H	Seton Hall	61	44	197	A	Seton Hall	70	60					

Non-Div I Games:

Creighton

■ Loss,
 ■ Non-Conf, S Site,
 ■ Home
 ■ Away
 N Neutral

Average RPI Win:	208	WON-LOST	WINNING	LAST 10	STRENGTH OF	OPP. STRENGTH	TEAM	ADJ.	CONF.	ADJ CONF.
Average RPI Loss:	134	RECORD	PCT. RANK	GAMES	SCHEDULE	OF SCHEDULE	RPI	RPI	RPI	RPI
DIV. I ONLY	8- 19	284	2- 8	82	179	217	217	8	8	
DIV. I NON-CONF.	5- 8	218	0- 0	202	298	221	221	9	9	
TOTALS	RPI 1-25	RPI 26-50	W-L RECORDS	RPI 51-100	RPI 101-150	RPI 150+				
8- 19	0- 0	0- 2	OVERALL	0- 3	3- 7	5- 7				
5- 7	0- 0	0- 1	HOME	0- 1	3- 1	2- 4				
3- 12	0- 0	0- 1	AWAY	0- 2	0- 6	3- 3				
0- 0	0- 0	0- 0	NEUTRAL	0- 0	0- 0	0- 0				
5- 8	0- 0	0- 0	NON-CONFERENCE	0- 1	1- 3	4- 4				
3- 2	0- 0	0- 0	HOME	0- 0	1- 0	2- 2				
2- 6	0- 0	0- 0	AWAY	0- 1	0- 3	2- 2				
0- 0	0- 0	0- 0	NEUTRAL	0- 0	0- 0	0- 0				
3- 11	0- 0	0- 2	CONFERENCE	0- 2	2- 4	1- 3				
2- 5	0- 0	0- 1	HOME	0- 1	2- 1	0- 2				
1- 6	0- 0	0- 1	AWAY	0- 1	0- 3	1- 1				
0- 0	0- 0	0- 0	NEUTRAL	0- 0	0- 0	0- 0				

RPI S	Opponent	Score	RPI S	Opponent	Score	RPI S	Opponent	Score	RPI S	Opponent	Score	Team's RPI: 217
43	A Harvard	65 70	43	H Harvard	61 70	56	A Penn	38 68	114	H Albany (NY)	69 61	
						56	H Penn	47 60	115	A Princeton	55 85	
						76	A New Hampshire	47 64	115	H Princeton	58 56	
									121	A William & Mary	50 63	
									125	A Maine	55 60	
									127	A Cornell	57 72	
									127	H Cornell	84 74	
									133	A Yale	44 58	
									133	H Yale	50 57	
									136	A Old Dominion	56 82	
									155	A Brown	92 88	
									155	H Brown	62 65	
									156	H Army West Point	60 68	
									175	A Boston College	53 65	
									194	A Columbia	48 69	
									194	H Columbia	88 91	
									226	A Boston U.	61 49	
									233	H Marist	61 66	
									274	A Vermont	54 59	
									301	A Rhode Island	62 52	
									305	H Central Conn. St.	61 51	
									317	H Holy Cross	53 49	
LAST 12 Division I GAMES:												
115	H Princeton	58 56	155	H Brown	62 65							
56	H Penn	47 60	133	H Yale	50 57							
133	A Yale	44 58	56	A Penn	38 68							
155	A Brown	92 88	115	A Princeton	55 85							
194	A Columbia	48 69	127	H Cornell	84 74							
127	A Cornell	57 72	194	H Columbia	88 91							

Non-Div I Games:

Dartmouth

■ Loss,
 ■ Non-Conf,
 ■ S Site,
 ■ H Home
 ■ A Away
 N Neutral

Average RPI Win: 234	WON-LOST	WINNING	LAST 10	STRENGTH OF	OPP. STRENGTH	TEAM	ADJ.	CONF.	ADJ CONF.
Average RPI Loss: 139	RECORD	PCT. RANK	GAMES	SCHEDULE	OF SCHEDULE	RPI	RPI	RPI	RPI
DIV. I ONLY	6- 23	316	3- 7	83	188	276	276	12	12
DIV. I NON-CONF.	2- 10	305	0- 0	42	294	258	258	12	12
TOTALS	RPI 1-25	RPI 26-50	W-L RECORDS	RPI 51-100	RPI 101-150	RPI 150+			
6- 23	0- 0	0- 2	OVERALL	0- 5	1- 7	5- 9			
5- 9	0- 0	0- 1	HOME	0- 3	1- 1	4- 4			
1- 12	0- 0	0- 1	AWAY	0- 1	0- 6	1- 4			
0- 2	0- 0	0- 0	NEUTRAL	0- 1	0- 0	0- 1			
2- 10	0- 0	0- 1	NON-CONFERENCE	0- 3	0- 2	2- 4			
2- 4	0- 0	0- 0	HOME	0- 2	0- 1	2- 1			
0- 4	0- 0	0- 1	AWAY	0- 0	0- 1	0- 2			
0- 2	0- 0	0- 0	NEUTRAL	0- 1	0- 0	0- 1			
4- 13	0- 0	0- 1	CONFERENCE	0- 2	1- 5	3- 5			
3- 5	0- 0	0- 1	HOME	0- 1	1- 0	2- 3			
1- 8	0- 0	0- 0	AWAY	0- 1	0- 5	1- 2			
0- 0	0- 0	0- 0	NEUTRAL	0- 0	0- 0	0- 0			

RPI S	Opponent	Score	RPI S	Opponent	Score	RPI S	Opponent	Score	RPI S	Opponent	Score	Team's RPI: 276
32	H Dayton	52 68	41	A Michigan St.	34 70	52	A George Washington	62 76	112	A Saint Joseph's	54 69	
						55	N Toledo	41 76	117	A Charlotte	79 93	
						92	H Mercer	60 67	120	A Fordham	54 62	
						93	H Saint Louis	69 106	120	A Fordham	72 85	
						94	H UCF	38 57	120	H Fordham	52 51	
									123	A Duquesne	51 73	
									124	H Radford	40 44	
									145	A VCU	47 54	
									157	N Idaho St.	58 70	
									160	A Western Mich.	63 76	
									171	H La Salle	58 65	
									193	A George Mason	55 59	
									193	H George Mason	58 54	
									203	A ETSU	56 76	
									215	H UNCW	58 67	
									222	H High Point	82 72	
									231	H Richmond	52 61	
									248	A St. Bonaventure	51 70	
									257	H Furman	71 61	
									301	H Rhode Island	74 64	
									309	A Massachusetts	63 59	
									309	H Massachusetts	60 61	
LAST 12 Division I GAMES:												
120	A Fordham	54 62	309	A Massachusetts	63 59							
145	A VCU	47 54	32	H Dayton	52 68							
112	A Saint Joseph's	54 69	231	H Richmond	52 61							
120	H Fordham	52 51	248	A St. Bonaventure	51 70							
301	H Rhode Island	74 64	171	H La Salle	58 65							
193	A George Mason	55 59	193	H George Mason	58 54							

Non-Div I Games:

Davidson

■ Loss,
■ Non-Conf,
■ S Site,
■ H Home
■ A Away
N Neutral

Average RPI Win: 168	WON-LOST	WINNING	LAST 10	STRENGTH OF	OPP. STRENGTH	TEAM	ADJ.	CONF.	ADJ CONF.
Average RPI Loss: 63	RECORD	PCT. RANK	GAMES	SCHEDULE	OF SCHEDULE	RPI	RPI	RPI	RPI
DIV. I ONLY	22- 9	63	8- 2	53	91	32	32	12	12
DIV. I NON-CONF.	6- 6	165	0- 0	29	13	75	75	12	12
TOTALS	RPI 1-25	RPI 26-50	W-L RECORDS	RPI 51-100	RPI 101-150	RPI 150+			
22- 9	1- 2	0- 1	OVERALL	4- 4	8- 1	9- 1			
8- 3	0- 0	0- 1	HOME	2- 1	2- 0	4- 1			
8- 4	0- 1	0- 0	AWAY	1- 2	3- 1	4- 0			
6- 2	1- 1	0- 0	NEUTRAL	1- 1	3- 0	1- 0			
6- 6	1- 2	0- 1	NON-CONFERENCE	0- 3	2- 0	3- 0			
1- 2	0- 0	0- 1	HOME	0- 1	0- 0	1- 0			
2- 2	0- 1	0- 0	AWAY	0- 1	1- 0	1- 0			
3- 2	1- 1	0- 0	NEUTRAL	0- 1	1- 0	1- 0			
16- 3	0- 0	0- 0	CONFERENCE	4- 1	6- 1	6- 1			
7- 1	0- 0	0- 0	HOME	2- 0	2- 0	3- 1			
6- 2	0- 0	0- 0	AWAY	1- 1	2- 1	3- 0			
3- 0	0- 0	0- 0	NEUTRAL	1- 0	2- 0	0- 0			

RPI 1-25				RPI 26-50				Team's RPI: 32				RPI 51-100				RPI 101+			
RPI	S	Opponent	Score	RPI	S	Opponent	Score	RPI	S	Opponent	Score	RPI	S	Opponent	Score	RPI	S	Opponent	Score
1	A	UConn	65 98	33	H	Quinnipiac	60 63	51	A	Virginia	56 66	112	H	Saint Joseph's	64 59				
21	N	Texas A&M	74 57					52	A	George Washington	39 52	115	A	Princeton	62 56				
23	N	Creighton	53 56					52	H	George Washington	50 48	120	A	Fordham	52 66				
								55	H	Toledo	72 76	123	A	Duquesne	75 64				
								61	N	Georgia Tech	68 81	123	H	Duquesne	66 47				
								93	A	Saint Louis	78 67	123	N	Duquesne	70 56				
								93	H	Saint Louis	68 62	136	N	Old Dominion	77 69				
								93	N	Saint Louis	75 65	145	A	VCU	68 48				
												145	N	VCU	77 61				
												171	H	La Salle	51 54				
												193	A	George Mason	60 48				
												209	A	Wisconsin	83 64				
												225	N	Liberty	82 53				
												231	H	Richmond	55 39				
												248	A	St. Bonaventure	62 60				
												276	A	Davidson	68 52				
												301	H	Rhode Island	81 51				
												309	H	Massachusetts	77 65				
												330	H	Morgan St.	61 42				
LAST 12 Division I GAMES:																			
123	N	Duquesne	70 56	52	A	George Washington	39 52												
93	N	Saint Louis	75 65	231	H	Richmond	55 39												
145	N	VCU	77 61	145	A	VCU	68 48												
93	H	Saint Louis	68 62	276	A	Davidson	68 52												
120	A	Fordham	52 66	301	H	Rhode Island	81 51												
123	H	Duquesne	66 47	193	A	George Mason	60 48												

Non-Div I Games:

Dayton

■ Loss,
 ■ Non-Conf, S Site,
 ■ Home
 ■ Away
 N Neutral

Average RPI Win: 146	WON-LOST	WINNING	LAST 10	STRENGTH OF	OPP. STRENGTH	TEAM	ADJ.	CONF.	ADJ CONF.
Average RPI Loss: 16	RECORD	PCT. RANK	GAMES	SCHEDULE	OF SCHEDULE	RPI	RPI	RPI	RPI
DIV. I ONLY	26- 7	26	8- 2	34	63	17	17	7	7
DIV. I NON-CONF.	8- 4	97	0- 0	15	14	32	32	7	7
TOTALS	RPI 1-25	RPI 26-50	W-L RECORDS	RPI 51-100	RPI 101-150	RPI 150+			
26- 7	2- 4	2- 3	OVERALL	8- 0	0- 0	14- 0			
13- 2	1- 1	0- 1	HOME	4- 0	0- 0	8- 0			
9- 4	1- 2	0- 2	AWAY	3- 0	0- 0	5- 0			
4- 1	0- 1	2- 0	NEUTRAL	1- 0	0- 0	1- 0			
8- 4	0- 4	2- 0	NON-CONFERENCE	1- 0	0- 0	5- 0			
5- 1	0- 1	0- 0	HOME	1- 0	0- 0	4- 0			
1- 2	0- 2	0- 0	AWAY	0- 0	0- 0	1- 0			
2- 1	0- 1	2- 0	NEUTRAL	0- 0	0- 0	0- 0			
18- 3	2- 0	0- 3	CONFERENCE	7- 0	0- 0	9- 0			
8- 1	1- 0	0- 1	HOME	3- 0	0- 0	4- 0			
8- 2	1- 0	0- 2	AWAY	3- 0	0- 0	4- 0			
2- 0	0- 0	0- 0	NEUTRAL	1- 0	0- 0	1- 0			

RPI	S	Opponent	Score	RPI	S	Opponent	Score	RPI	S	Opponent	Score	RPI	S	Opponent	Score
1	A	UConn	46 91	27	A	Marquette	78 86	66	A	Villanova	80 50	189	H	UAB	90 80
2	H	Notre Dame	61 75	27	A	Marquette	81 96	66	H	Villanova	77 50	195	A	Providence	64 55
7	N	Baylor	72 104	27	H	Marquette	101 102	67	H	Northwestern	89 66	195	H	Providence	61 56
18	A	Temple	74 84	31	N	Syracuse	108 84	68	A	St. John's (NY)	78 66	197	A	Seton Hall	96 65
23	A	Creighton	60 56	40	N	Western Ky.	77 69	68	H	St. John's (NY)	54 51	197	H	Seton Hall	86 60
23	H	Creighton	79 65					68	N	St. John's (NY)	59 41	197	N	Seton Hall	92 60
								69	A	Georgetown	76 53	204	A	Xavier	70 43
								69	H	Georgetown	79 70	204	H	Xavier	85 69
												213	H	Appalachian St.	99 58
												221	H	UT Martin	100 68
												259	A	Butler	92 62
												259	H	Butler	100 69
												269	H	Prairie View	94 62
												326	A	Loyola Chicago	107 46
LAST 12 Division I GAMES:															
27	A	Marquette	78 86	259	A	Butler	92 62								
68	N	St. John's (NY)	59 41	204	A	Xavier	70 43								
197	N	Seton Hall	92 60	197	H	Seton Hall	86 60								
69	H	Georgetown	79 70	68	H	St. John's (NY)	54 51								
66	H	Villanova	77 50	195	A	Providence	64 55								
27	A	Marquette	81 96	23	A	Creighton	60 56								

Non-Div I Games:

DePaul

■ Loss,
 ■ Non-Conf,
 ■ S Site,
 ■ H Home
 ■ A Away
 N Neutral

Delaware

Through Games Of March 9, 2017

Average RPI Win:	195	WON-LOST	WINNING	LAST 10	STRENGTH OF	OPP. STRENGTH	TEAM	ADJ.	CONF.	ADJ CONF.
Average RPI Loss:	92	RECORD	PCT. RANK	GAMES	SCHEDULE	OF SCHEDULE	RPI	RPI	RPI	RPI
DIV. I ONLY	16- 14	156	4- 6	75	121	137	137	9	9	
DIV. I NON-CONF.	6- 5	148	0- 0	102	243	161	161	8	8	
TOTALS	RPI 1-25	RPI 26-50	W-L RECORDS	RPI 51-100	RPI 101-150	RPI 150+				
16- 14	0- 0	0- 5	OVERALL	0- 3	2- 3	14- 3				
9- 7	0- 0	0- 2	HOME	0- 2	1- 1	8- 2				
7- 4	0- 0	0- 2	AWAY	0- 1	1- 0	6- 1				
0- 3	0- 0	0- 1	NEUTRAL	0- 0	0- 2	0- 0				
6- 5	0- 0	0- 1	NON-CONFERENCE	0- 1	1- 1	5- 2				
4- 3	0- 0	0- 0	HOME	0- 1	1- 0	3- 2				
2- 0	0- 0	0- 0	AWAY	0- 0	0- 0	2- 0				
0- 2	0- 0	0- 1	NEUTRAL	0- 0	0- 1	0- 0				
10- 9	0- 0	0- 4	CONFERENCE	0- 2	1- 2	9- 1				
5- 4	0- 0	0- 2	HOME	0- 1	0- 1	5- 0				
5- 4	0- 0	0- 2	AWAY	0- 1	1- 0	4- 1				
0- 1	0- 0	0- 0	NEUTRAL	0- 0	0- 1	0- 0				

RPI S	Opponent	Score	RPI S	Opponent	Score	RPI S	Opponent	Score	RPI S	Opponent	Score	Team's RPI: 137
29	A Elon	42 69	29	H Elon	48 57	69	H Georgetown	46 54	115	H Princeton	66 62	
41	N Michigan St.	64 81	42	A James Madison	42 77	77	A Drexel	49 53	121	A William & Mary	68 54	
42	H James Madison	51 66	42	H James Madison	51 66	77	H Drexel	44 54	121	H William & Mary	49 60	
									121	N William & Mary	44 59	
									140	N Detroit Mercy	64 66	
									156	H Army West Point	47 61	
									158	A Northeastern	41 50	
									158	H Northeastern	65 53	
									178	A Hofstra	73 56	
									178	H Hofstra	56 45	
									183	H Hartford	66 67	
									191	A American	56 55	
									192	H Robert Morris	67 65	
									193	H George Mason	67 51	
									212	A Towson	73 67	
									212	H Towson	75 59	
									215	A UNCW	63 52	
									215	A Col. of Charleston	69 56	
									215	H Col. of Charleston	71 66	
									215	H UNCW	57 40	
									248	H St. Bonaventure	43 40	
									267	A Loyola Maryland	47 45	
LAST 12 Division I GAMES:												
121	N William & Mary	44 59	178	H Hofstra	56 45							
212	H Towson	75 59	42	A James Madison	42 77							
215	A Col. of Charleston	69 56	77	H Drexel	44 54							
29	H Elon	48 57	215	H UNCW	57 40							
77	A Drexel	49 53	212	A Towson	73 67							
158	A Northeastern	41 50	121	A William & Mary	68 54							

Non-Div I Games:

Delaware

Loss, Non-Conf, S Site, H Home A Away N Neutral

Average RPI Win:	341	WON-LOST	WINNING	LAST 10	STRENGTH OF	OPP. STRENGTH	TEAM	ADJ.	CONF.	ADJ CONF.
Average RPI Loss:	234	RECORD	PCT. RANK	GAMES	SCHEDULE	OF SCHEDULE	RPI	RPI	RPI	RPI
DIV. I ONLY	3- 27	342	1- 9	342	330	347	347	32	32	
DIV. I NON-CONF.	1- 12	332	0- 0	276	253	336	336	31	31	
TOTALS	RPI 1-25	RPI 26-50	W-L RECORDS	RPI 51-100	RPI 101-150	RPI 150+				
3- 27	0- 0	0- 0	OVERALL	0- 2	0- 4	3- 21				
1- 10	0- 0	0- 0	HOME	0- 0	0- 2	1- 8				
2- 16	0- 0	0- 0	AWAY	0- 2	0- 2	2- 12				
0- 1	0- 0	0- 0	NEUTRAL	0- 0	0- 0	0- 1				
1- 12	0- 0	0- 0	NON-CONFERENCE	0- 2	0- 4	1- 6				
0- 3	0- 0	0- 0	HOME	0- 0	0- 2	0- 1				
1- 9	0- 0	0- 0	AWAY	0- 2	0- 2	1- 5				
0- 0	0- 0	0- 0	NEUTRAL	0- 0	0- 0	0- 0				
2- 15	0- 0	0- 0	CONFERENCE	0- 0	0- 0	2- 15				
1- 7	0- 0	0- 0	HOME	0- 0	0- 0	1- 7				
1- 7	0- 0	0- 0	AWAY	0- 0	0- 0	1- 7				
0- 1	0- 0	0- 0	NEUTRAL	0- 0	0- 0	0- 1				

RPI S	Opponent	Score	RPI S	Opponent	Score	RPI S	Opponent	Score	RPI S	Opponent	Score	Team's RPI: 347
						60	A Iowa St.	57 88	104	A Virginia Tech	48 88	
						77	A Drexel	44 69	121	A William & Mary	48 82	
									127	H Cornell	51 72	
									140	H Detroit Mercy	71 90	
									164	H Hampton	52 83	
									170	A Bethune-Cookman	58 72	
									171	A La Salle	38 78	
									178	A Hofstra	44 64	
									204	A Xavier	53 86	
									229	H Howard	76 93	
									260	H UMES	72 79	
									278	A N.C. A&T	44 83	
									278	H N.C. A&T	60 68	
									283	H Norfolk St.	74 82	
									283	N Norfolk St.	40 60	
									291	A Coppin St.	64 77	
									296	A Savannah St.	57 64	
									307	A Lehigh	80 91	
									321	H NJIT	43 57	
									325	A Florida A&M	61 69	
									325	H Florida A&M	56 65	
									330	A Morgan St.	47 74	
									330	H Morgan St.	52 71	
									335	A N.C. Central	63 68	
									335	H N.C. Central	55 51	
									341	A Wagner	61 49	
LAST 12 Division I GAMES:												
			283	N Norfolk St.	40 60	325	A Florida A&M	61 69				
			229	H Howard	76 93	170	A Bethune-Cookman	58 72				
			260	H UMES	72 79	278	H N.C. A&T	60 68				
			330	H Morgan St.	52 71	335	H N.C. Central	55 51				
			291	A Coppin St.	64 77	325	H Florida A&M	56 65				
			330	A Morgan St.	47 74	296	A Savannah St.	57 64				

Non-Div I Games:

Delaware St.

■ Loss,
 ■ Non-Conf,
 ■ S Site,
 ■ Home
 ■ A Away
 N Neutral

D
e
l
a
w
a
r
e
S
t
.

RPI S Delaware St. Score

Through Games Of March 9, 2017

RPI	S	Opponent	Score	
342	A	Longwood	77	88
348	A	South Carolina St.	72	70

D
e
l
a
w
a
r
e
S
t
.

Delaware St.

Average RPI Win: 296	WON-LOST	WINNING	LAST 10	STRENGTH OF	OPP. STRENGTH	TEAM	ADJ.	CONF.	ADJ CONF.
Average RPI Loss: 139	RECORD	PCT. RANK	GAMES	SCHEDULE	OF SCHEDULE	RPI	RPI	RPI	RPI
DIV. I ONLY	6- 24	320	2- 8	188	197	311	311	11	11
DIV. I NON-CONF.	3- 10	280	0- 0	283	311	327	327	10	10
TOTALS	RPI 1-25	RPI 26-50	W-L RECORDS	RPI 51-100	RPI 101-150	RPI 150+			
6- 24	0- 0	0- 3	OVERALL	0- 9	0- 3	6- 9			
4- 9	0- 0	0- 1	HOME	0- 3	0- 1	4- 4			
2- 13	0- 0	0- 1	AWAY	0- 2	0- 1	2- 2			
0- 2	0- 0	0- 1	NEUTRAL	0- 1	0- 0	0- 0			
3- 10	0- 0	0- 1	NON-CONFERENCE	0- 2	0- 1	3- 6			
3- 2	0- 0	0- 0	HOME	0- 0	0- 0	3- 2			
0- 7	0- 0	0- 0	AWAY	0- 2	0- 1	0- 4			
0- 1	0- 0	0- 1	NEUTRAL	0- 0	0- 0	0- 0			
3- 14	0- 0	0- 2	CONFERENCE	0- 7	0- 2	3- 3			
1- 7	0- 0	0- 1	HOME	0- 3	0- 1	1- 2			
2- 6	0- 0	0- 1	AWAY	0- 3	0- 1	2- 1			
0- 1	0- 0	0- 0	NEUTRAL	0- 1	0- 0	0- 0			

RPI S	Opponent	Score	RPI S	Opponent	Score	RPI S	Opponent	Score	RPI S	Opponent	Score	Team's RPI: 311
37	A South Dakota St.	54 78	37	H South Dakota St.	63 72	53	A Colorado St.	49 76	129	A Northern Colo.	48 68	
50	N UNI	68 79				59	A Western Ill.	62 87	149	A Omaha	78 100	
						59	H Western Ill.	68 80	149	H Omaha	73 82	
						59	N Western Ill.	39 82	157	A Idaho St.	64 65	
						62	A IUPUI	49 71	158	H Northeastern	69 72	
						62	H IUPUI	45 67	161	A Oral Roberts	47 45	
						78	A South Dakota	64 70	161	H Oral Roberts	57 70	
						78	H South Dakota	44 53	218	H Seattle U	72 75	
						98	A Wyoming	49 59	245	A Grand Canyon	70 73	
									292	A Northern Ariz.	67 82	
									304	A North Dakota St.	58 67	
									304	H North Dakota St.	80 86	
									313	H Pepperdine	75 67	
									316	A Fort Wayne	78 72	
									316	H Fort Wayne	78 50	
									322	H Air Force	65 52	
									332	A Utah Valley	58 72	
									346	H Cal St. Fullerton	77 58	
LAST 12 Division I GAMES:												
59	N Western Ill.	39 82	62	H IUPUI	45 67							
149	A Omaha	78 100	316	H Fort Wayne	78 50							
37	A South Dakota St.	54 78	78	H South Dakota	44 53							
161	H Oral Roberts	57 70	161	A Oral Roberts	47 45							
304	A North Dakota St.	58 67	149	H Omaha	73 82							
59	H Western Ill.	68 80	37	H South Dakota St.	63 72							

Non-Div I Games:

Denver

Detroit Mercy

Through Games Of March 9, 2017

Average RPI Win:	213	WON-LOST	WINNING	LAST 10	STRENGTH OF	OPP. STRENGTH	TEAM	ADJ.	CONF.	ADJ CONF.
Average RPI Loss:	155	RECORD	PCT. RANK	GAMES	SCHEDULE	OF SCHEDULE	RPI	RPI	RPI	RPI
DIV. I ONLY	18- 14	135	6- 4	174	200	140	140	18	18	
DIV. I NON-CONF.	4- 7	224	0- 0	263	112	229	229	21	21	
TOTALS	RPI 1-25	RPI 26-50	W-L RECORDS	RPI 51-100	RPI 101-150	RPI 150+				
18- 14	0- 0	1- 2	OVERALL	1- 2	4- 2	12- 8				
10- 2	0- 0	1- 0	HOME	1- 0	2- 0	6- 2				
5- 11	0- 0	0- 1	AWAY	0- 2	0- 2	5- 6				
3- 1	0- 0	0- 1	NEUTRAL	0- 0	2- 0	1- 0				
4- 7	0- 0	0- 0	NON-CONFERENCE	1- 2	1- 0	2- 5				
1- 2	0- 0	0- 0	HOME	1- 0	0- 0	0- 2				
2- 5	0- 0	0- 0	AWAY	0- 2	0- 0	2- 3				
1- 0	0- 0	0- 0	NEUTRAL	0- 0	1- 0	0- 0				
14- 7	0- 0	1- 2	CONFERENCE	0- 0	3- 2	10- 3				
9- 0	0- 0	1- 0	HOME	0- 0	2- 0	6- 0				
3- 6	0- 0	0- 1	AWAY	0- 0	0- 2	3- 3				
2- 1	0- 0	0- 1	NEUTRAL	0- 0	1- 0	1- 0				

RPI S	Opponent	Score	RPI S	Opponent	Score	RPI S	Opponent	Score	RPI S	Opponent	Score	Team's RPI: 140
26	A Green Bay	55 60	26	A Green Bay	76 72	55	A Toledo	66 72	137	N Delaware	66 64	
26	H Green Bay		26	H Green Bay		72	A Minnesota	91 111	142	A Wright St.	69 77	
26	N Green Bay	52 64	26	N Green Bay		96	H Kent St.	73 52	142	H Wright St.	85 80	
									142	N Wright St.	71 52	
									144	A Milwaukee	69 81	
									144	H Milwaukee	77 63	
									151	A CSUN	67 76	
									154	A Oakland	80 71	
									154	H Oakland	71 61	
									160	H Western Mich.	65 75	
									172	A East Carolina	81 83	
									181	A Cleveland St.	50 75	
									181	H Cleveland St.	66 54	
									181	N Cleveland St.	70 56	
									193	H George Mason	54 55	
									232	A Bradley	60 70	
									284	A Eastern Mich.	77 64	
									290	A Valparaiso	55 57	
									290	H Valparaiso	85 60	
									295	A Northern Ky.	55 53	
									295	H Northern Ky.	57 49	
									319	A Youngstown St.	83 67	
									319	H Youngstown St.	80 63	
									320	A Ill.-Chicago	62 63	
									320	H Ill.-Chicago	98 76	
									347	A Delaware St.	90 71	

LAST 12 Division I GAMES:

26	N Green Bay	52 64	290	A Valparaiso	55 57
142	N Wright St.	71 52	320	A Ill.-Chicago	62 63
181	N Cleveland St.	70 56	154	H Oakland	71 61
319	A Youngstown St.	83 67	26	H Green Bay	76 72
181	A Cleveland St.	50 75	144	H Milwaukee	77 63
142	H Wright St.	85 80	295	A Northern Ky.	55 53

Non-Div I Games:

Detroit Mercy

Loss, Non-Conf, S Site, H Home A Away N Neutral

Drake

Through Games Of March 9, 2017

Average RPI Win:	188	WON-LOST	WINNING	LAST 10	STRENGTH OF	OPP. STRENGTH	TEAM	ADJ.	CONF.	ADJ CONF.
Average RPI Loss:	39	RECORD	PCT. RANK	GAMES	SCHEDULE	OF SCHEDULE	RPI	RPI	RPI	RPI
DIV. I ONLY	24- 4	8	10- 0	115	120	28	28	16	16	
DIV. I NON-CONF.	6- 4	127	0- 0	21	9	29	29	14	14	
TOTALS	RPI 1-25	RPI 26-50	W-L RECORDS	RPI 51-100	RPI 101-150	RPI 150+				
24- 4	0- 1	2- 2	OVERALL	3- 1	2- 0	17- 0				
12- 0	0- 0	1- 0	HOME	3- 0	0- 0	8- 0				
11- 3	0- 1	1- 1	AWAY	0- 1	1- 0	9- 0				
1- 1	0- 0	0- 1	NEUTRAL	0- 0	1- 0	0- 0				
6- 4	0- 1	0- 2	NON-CONFERENCE	3- 1	2- 0	1- 0				
3- 0	0- 0	0- 0	HOME	3- 0	0- 0	0- 0				
2- 3	0- 1	0- 1	AWAY	0- 1	1- 0	1- 0				
1- 1	0- 0	0- 1	NEUTRAL	0- 0	1- 0	0- 0				
18- 0	0- 0	2- 0	CONFERENCE	0- 0	0- 0	16- 0				
9- 0	0- 0	1- 0	HOME	0- 0	0- 0	8- 0				
9- 0	0- 0	1- 0	AWAY	0- 0	0- 0	8- 0				
0- 0	0- 0	0- 0	NEUTRAL	0- 0	0- 0	0- 0				

RPI 1-25				RPI 26-50				Team's RPI: 28		RPI 51-100				RPI 101+			
RPI	S	Opponent	Score	RPI	S	Opponent	Score		RPI	S	Opponent	Score	RPI	S	Opponent	Score	
23	A	Creighton	77 80	26	A	Green Bay	48 71		60	A	Iowa St.	67 75	130	A	North Dakota	99 91	
				46	N	Auburn	80 85		63	H	Iowa	81 76	134	N	Eastern Wash.	93 78	
				50	A	UNI	88 79		81	H	Northern Ill.	95 86	152	A	Missouri St.	90 64	
				50	H	UNI	70 57		98	H	Wyoming	63 50	152	H	Missouri St.	98 91	
													169	A	Southern Ill.	71 60	
													169	H	Southern Ill.	75 59	
													179	A	Wichita St.	83 78	
													179	H	Wichita St.	105 89	
													196	A	Nebraska	84 70	
													232	A	Bradley	93 60	
													232	H	Bradley	98 46	
													237	A	Evansville	73 48	
													237	H	Evansville	82 65	
													250	A	Indiana St.	64 45	
													250	H	Indiana St.	76 62	
													310	A	Illinois St.	87 36	
													310	H	Illinois St.	101 49	
													326	A	Loyola Chicago	86 42	
													326	H	Loyola Chicago	89 46	
LAST 12 Division I GAMES:																	
				179	H	Wichita St.	105 89		310	H	Illinois St.	101 49					
				152	H	Missouri St.	98 91		237	A	Evansville	73 48					
				50	H	UNI	70 57		169	A	Southern Ill.	71 60					
				326	A	Loyola Chicago	86 42		50	A	UNI	88 79					
				250	A	Indiana St.	64 45		250	H	Indiana St.	76 62					
				232	H	Bradley	98 46		326	H	Loyola Chicago	89 46					

Average RPI Win:	185	WON-LOST	WINNING	LAST 10	STRENGTH OF	OPP. STRENGTH	TEAM	ADJ.	CONF.	ADJ CONF.
Average RPI Loss:	93	RECORD	PCT. RANK	GAMES	SCHEDULE	OF SCHEDULE	RPI	RPI	RPI	RPI
DIV. I ONLY	21- 9	69	6- 4	159	96	77	77	9	9	
DIV. I NON-CONF.	9- 2	37	0- 0	236	178	65	65	8	8	
TOTALS	RPI 1-25	RPI 26-50	W-L RECORDS	RPI 51-100	RPI 101-150	RPI 150+				
21- 9	0- 0	1- 4	OVERALL	1- 1	5- 2	14- 2				
12- 2	0- 0	1- 2	HOME	1- 0	3- 0	7- 0				
6- 7	0- 0	0- 2	AWAY	0- 1	2- 2	4- 2				
3- 0	0- 0	0- 0	NEUTRAL	0- 0	0- 0	3- 0				
9- 2	0- 0	1- 0	NON-CONFERENCE	1- 1	2- 1	5- 0				
5- 0	0- 0	1- 0	HOME	1- 0	1- 0	2- 0				
2- 2	0- 0	0- 0	AWAY	0- 1	1- 1	1- 0				
2- 0	0- 0	0- 0	NEUTRAL	0- 0	0- 0	2- 0				
12- 7	0- 0	0- 4	CONFERENCE	0- 0	3- 1	9- 2				
7- 2	0- 0	0- 2	HOME	0- 0	2- 0	5- 0				
4- 5	0- 0	0- 2	AWAY	0- 0	1- 1	3- 2				
1- 0	0- 0	0- 0	NEUTRAL	0- 0	0- 0	1- 0				

RPI S	Opponent	Score	RPI S	Opponent	Score	RPI S	Opponent	Score	RPI S	Opponent	Score
29	A Elon	65 75	29	H Elon	45 48	71	A Bucknell	66 78	111	A Vanderbilt	63 73
31	H Syracuse	62 61	42	A James Madison	47 54	85	H Penn St.	83 60	112	H Saint Joseph's	60 49
42	A James Madison	64 74	42	H James Madison	64 74				121	A William & Mary	65 74
									121	H William & Mary	65 48
									127	A Cornell	63 53
									137	A Delaware	54 44
									137	H Delaware	53 49
									158	A Northeastern	63 33
									158	H Northeastern	74 51
									158 N	Northeastern	68 50
									178	A Hofstra	53 58
									178	H Hofstra	65 43
									193 N	George Mason	82 71
									212	A Towson	80 65
									212	H Towson	58 48
									215	A Col. of Charleston	75 79
									215	A UNCW	71 38
									215	H Col. of Charleston	70 57
									215	H UNCW	76 51
									265	H Niagara	69 57
									298	A Lafayette	81 39
									309 N	Massachusetts	65 47
									347	H Delaware St.	69 44
LAST 12 Division I GAMES:											
158 N	Northeastern	68 50	215	H UNCW	76 51						
121	A William & Mary	65 74	121	H William & Mary	65 48						
178	A Hofstra	53 58	137	A Delaware	54 44						
42	H James Madison	64 74	215	A Col. of Charleston	75 79						
137	H Delaware	53 49	158	H Northeastern	74 51						
212	A Towson	80 65	42	A James Madison	47 54						

Non-Div I Games:

Drexel

Average RPI Win:	110	WON-LOST	WINNING	LAST 10	STRENGTH OF	OPP. STRENGTH	TEAM	ADJ.	CONF.	ADJ CONF.
Average RPI Loss:	33	RECORD	PCT. RANK	GAMES	SCHEDULE	OF SCHEDULE	RPI	RPI	RPI	RPI
DIV. I ONLY	27- 5	10	9- 1	22	12	8	8	3	3	
DIV. I NON-CONF.	12- 1	7	0- 0	103	33	10	10	4	4	
TOTALS	RPI 1-25	RPI 26-50	W-L RECORDS	RPI 51-100	RPI 101-150	RPI 150+				
27- 5	5- 3	3- 1	OVERALL	6- 0	6- 1	7- 0				
16- 0	4- 0	2- 0	HOME	3- 0	4- 0	3- 0				
9- 4	0- 2	0- 1	AWAY	3- 0	2- 1	4- 0				
2- 1	1- 1	1- 0	NEUTRAL	0- 0	0- 0	0- 0				
12- 1	2- 0	1- 0	NON-CONFERENCE	2- 0	2- 1	5- 0				
8- 0	2- 0	1- 0	HOME	2- 0	1- 0	2- 0				
4- 1	0- 0	0- 0	AWAY	0- 0	1- 1	3- 0				
0- 0	0- 0	0- 0	NEUTRAL	0- 0	0- 0	0- 0				
15- 4	3- 3	2- 1	CONFERENCE	4- 0	4- 0	2- 0				
8- 0	2- 0	1- 0	HOME	1- 0	3- 0	1- 0				
5- 3	0- 2	0- 1	AWAY	3- 0	1- 0	1- 0				
2- 1	1- 1	1- 0	NEUTRAL	0- 0	0- 0	0- 0				

RPI	S	Opponent	Score
2	A	Notre Dame	58 62
2	N	Notre Dame	61 84
3	H	South Carolina	74 63
11	H	Louisville	58 55
12	A	Florida St.	45 69
14	H	Kentucky	69 54
15	H	Miami (FL)	83 70
15	N	Miami (FL)	57 52

RPI	S	Opponent	Score
29	H	Elon	68 61
31	H	Syracuse	72 55
31	N	Syracuse	68 46
38	A	North Carolina St.	52 55

RPI	S	Opponent	Score
51	A	Virginia	70 51
56	H	Penn	68 55
61	A	Georgia Tech	75 68
66	H	Villanova	68 50
87	A	Wake Forest	79 53
87	H	Wake Forest	71 43

RPI	S	Opponent	Score
104	H	Virginia Tech	84 59
111	A	Vanderbilt	73 77
113	H	Clemson	65 37
119	A	North Carolina	95 71
119	H	North Carolina	70 58
122	A	Long Beach St.	83 46
136	H	Old Dominion	92 64
162	H	Pittsburgh	62 48
175	A	Boston College	67 44
225	A	Liberty	98 38
228	A	Rutgers	68 32
245	H	Grand Canyon	90 47
313	A	Pepperdine	99 65
342	H	Longwood	105 48

LAST 12 Division I GAMES:

2	N	Notre Dame	61 84	162	H	Pittsburgh	62 48
15	N	Miami (FL)	57 52	31	H	Syracuse	72 55
31	N	Syracuse	68 46	51	A	Virginia	70 51
119	A	North Carolina	95 71	113	H	Clemson	65 37
15	H	Miami (FL)	83 70	87	H	Wake Forest	71 43
87	A	Wake Forest	79 53	2	A	Notre Dame	58 62

Non-Div I Games:

Duke

Average RPI Win:	181	WON-LOST	WINNING	LAST 10	STRENGTH OF	OPP. STRENGTH	TEAM	ADJ.	CONF.	ADJ CONF.
Average RPI Loss:	107	RECORD	PCT. RANK	GAMES	SCHEDULE	OF SCHEDULE	RPI	RPI	RPI	RPI
DIV. I ONLY	18- 15	149	6- 4	93	93	123	123	12	12	
DIV. I NON-CONF.	7- 6	157	0- 1	98	83	112	112	12	12	
TOTALS	RPI 1-25	RPI 26-50	W-L RECORDS	RPI 51-100	RPI 101-150	RPI 150+				
18- 15	0- 2	0- 3	OVERALL	4- 4	3- 3	11- 3				
10- 5	0- 1	0- 1	HOME	1- 2	1- 1	8- 0				
5- 9	0- 1	0- 1	AWAY	2- 2	1- 2	2- 3				
3- 1	0- 0	0- 1	NEUTRAL	1- 0	1- 0	1- 0				
7- 6	0- 2	0- 0	NON-CONFERENCE	1- 3	1- 1	5- 0				
3- 3	0- 1	0- 0	HOME	0- 1	0- 1	3- 0				
3- 3	0- 1	0- 0	AWAY	1- 2	1- 0	1- 0				
1- 0	0- 0	0- 0	NEUTRAL	0- 0	0- 0	1- 0				
11- 9	0- 0	0- 3	CONFERENCE	3- 1	2- 2	6- 3				
7- 2	0- 0	0- 1	HOME	1- 1	1- 0	5- 0				
2- 6	0- 0	0- 1	AWAY	1- 0	0- 2	1- 3				
2- 1	0- 0	0- 1	NEUTRAL	1- 0	1- 0	0- 0				

RPI S	Opponent	Score	RPI S	Opponent	Score	RPI S	Opponent	Score	RPI S	Opponent	Score	Team's RPI: 123
16	H Maryland	57 77	32	A Dayton	47 66	52	A George Washington	73 63	112	A Saint Joseph's	58 60	
25	A Ohio St.	69 89	32	H Dayton	64 75	52	H George Washington	40 75	112	N Saint Joseph's	78 63	
			32	N Dayton	56 70	52	N George Washington	62 58	117	H Charlotte	63 77	
						54	A California	66 86	120	A Fordham	51 64	
						68	A St. John's (NY)	71 65	145	H VCU	70 51	
						70	A Ohio	46 64	148	A Iona	61 58	
						91	H Buffalo	69 71	162	H Pittsburgh	63 54	
						93	H Saint Louis	94 65	171	A La Salle	76 68	
									193	H George Mason	76 57	
									193	H George Mason	66 55	
									231	H Richmond	73 61	
									234	A Akron	67 57	
									248	A St. Bonaventure	56 69	
									248	H St. Bonaventure	83 61	
									276	H Davidson	73 51	
									277	N Western Caro.	65 50	
									298	H Lafayette	67 52	
									301	A Rhode Island	69 71	
									307	H Lehigh	63 49	
									309	A Massachusetts	67 75	
LAST 12 Division I GAMES:												
			32	N Dayton	56 70	301	A Rhode Island	69 71				
			112	N Saint Joseph's	78 63	32	A Dayton	47 66				
			52	N George Washington	62 58	145	H VCU	70 51				
			193	H George Mason	66 55	193	H George Mason	76 57				
			54	A California	66 86	112	A Saint Joseph's	58 60				
			248	H St. Bonaventure	83 61	52	A George Washington	73 63				

Non-Div I Games:

Duquesne

■ Loss,
 ■ Non-Conf,
 ■ S Site,
 ■ H Home
 ■ A Away
 N Neutral

Average RPI Win: 250	WON-LOST	WINNING	LAST 10	STRENGTH OF	OPP. STRENGTH	TEAM	ADJ.	CONF.	ADJ CONF.
Average RPI Loss: 145	RECORD	PCT. RANK	GAMES	SCHEDULE	OF SCHEDULE	RPI	RPI	RPI	RPI
DIV. I ONLY	16- 14	156	5- 5	288	170	203	203	17	17
DIV. I NON-CONF.	8- 7	164	0- 0	310	177	235	235	20	20
TOTALS	RPI 1-25	RPI 26-50	W-L RECORDS	RPI 51-100	RPI 101-150	RPI 150+			
16- 14	0- 1	0- 1	OVERALL	0- 4	1- 2	15- 6			
8- 7	0- 1	0- 1	HOME	0- 2	1- 1	7- 2			
7- 5	0- 0	0- 0	AWAY	0- 2	0- 0	7- 3			
1- 2	0- 0	0- 0	NEUTRAL	0- 0	0- 1	1- 1			
8- 7	0- 1	0- 1	NON-CONFERENCE	0- 0	1- 2	7- 3			
4- 4	0- 1	0- 1	HOME	0- 0	1- 1	3- 1			
3- 2	0- 0	0- 0	AWAY	0- 0	0- 0	3- 2			
1- 1	0- 0	0- 0	NEUTRAL	0- 0	0- 1	1- 0			
8- 7	0- 0	0- 0	CONFERENCE	0- 4	0- 0	8- 3			
4- 3	0- 0	0- 0	HOME	0- 2	0- 0	4- 1			
4- 3	0- 0	0- 0	AWAY	0- 2	0- 0	4- 1			
0- 1	0- 0	0- 0	NEUTRAL	0- 0	0- 0	0- 1			

RPI 1-25				RPI 26-50				RPI 51-100				RPI 101+ Team's RPI: 203			
RPI	S	Opponent	Score	RPI	S	Opponent	Score	RPI	S	Opponent	Score	RPI	S	Opponent	Score
20	H	Tennessee	58 83	29	H	Elon	51 79	65	A	Chattanooga	45 60	111	H	Vanderbilt	72 80
								65	H	Chattanooga	62 70	125	N	Maine	48 61
								92	A	Mercer	55 72	136	H	Old Dominion	70 60
								92	H	Mercer	56 71	186	A	Campbell	56 55
												199	A	UNCG	62 73
												199	H	UNCG	60 52
												213	H	Appalachian St.	68 71
												230	A	Samford	69 57
												230	H	Samford	61 56
												230	N	Samford	64 67
												238	A	Wofford	77 69
												238	H	Wofford	52 54
												257	A	Furman	74 64
												257	H	Furman	75 66
												259	A	Butler	68 59
												262	A	Austin Peay	74 77
												264	H	Murray St.	79 60
												276	H	Davidson	76 56
												277	A	Western Caro.	72 55
												277	H	Western Caro.	76 57
												282	A	Tennessee Tech	82 76
												291	N	Coppin St.	70 58
												295	A	Northern Ky.	56 62
												345	H	Winthrop	62 45
LAST 12 Division I GAMES:															
				230	N	Samford	64 67					92	H	Mercer	56 71
				257	H	Furman	75 66					230	H	Samford	61 56
				238	H	Wofford	52 54					238	A	Wofford	77 69
				199	A	UNCG	62 73					257	A	Furman	74 64
				277	A	Western Caro.	72 55					277	H	Western Caro.	76 57
				65	H	Chattanooga	62 70					199	H	UNCG	60 52

Non-Div I Games:

ETSU

■ Loss,
 ■ Non-Conf,
 ■ S Site,
 ■ H Home
 ■ A Away
 N Neutral

East Carolina

Through Games Of March 9, 2017

Average RPI Win:	193	WON-LOST	WINNING	LAST 10	STRENGTH OF	OPP. STRENGTH	TEAM	ADJ.	CONF.	ADJ CONF.
Average RPI Loss:	85	RECORD	PCT. RANK	GAMES	SCHEDULE	OF SCHEDULE	RPI	RPI	RPI	RPI
DIV. I ONLY	10- 19	259	1- 9	42	84	172	172	5	5	
DIV. I NON-CONF.	8- 4	97	0- 0	101	252	85	85	5	5	
TOTALS	RPI 1-25	RPI 26-50	W-L RECORDS	RPI 51-100	RPI 101-150	RPI 150+				
10- 19	0- 4	0- 4	OVERALL	0- 3	3- 4	7- 4				
7- 7	0- 2	0- 2	HOME	0- 2	2- 0	5- 1				
1- 10	0- 2	0- 1	AWAY	0- 1	0- 3	1- 3				
2- 2	0- 0	0- 1	NEUTRAL	0- 0	1- 1	1- 0				
8- 4	0- 0	0- 2	NON-CONFERENCE	0- 0	2- 2	6- 0				
5- 1	0- 0	0- 1	HOME	0- 0	1- 0	4- 0				
1- 2	0- 0	0- 0	AWAY	0- 0	0- 2	1- 0				
2- 1	0- 0	0- 1	NEUTRAL	0- 0	1- 0	1- 0				
2- 15	0- 4	0- 2	CONFERENCE	0- 3	1- 2	1- 4				
2- 6	0- 2	0- 1	HOME	0- 2	1- 0	1- 1				
0- 8	0- 2	0- 1	AWAY	0- 1	0- 1	0- 3				
0- 1	0- 0	0- 0	NEUTRAL	0- 0	0- 1	0- 0				

RPI	S	Opponent	Score	RPI	S	Opponent	Score	RPI	S	Opponent	Score	RPI	S	Opponent	Score	Team's RPI: 172
1	A	UConn	45 90	30	A	South Fla.	48 79	75	H	Tulane	45 61	101	H	SMU	58 57	
1	H	UConn	44 91	30	H	South Fla.	66 76	94	A	UCF	51 79	101	N	SMU	54 60	
18	A	Temple	47 78	39	N	West Virginia	47 79	94	H	UCF	42 54	117	A	Charlotte	64 79	
18	H	Temple	43 76	46	H	Auburn	52 61					118	N	Ball St.	82 69	
												121	A	William & Mary	72 82	
												140	H	Detroit Mercy	83 81	
												143	A	Tulsa	92 100	
												167	A	Memphis	50 72	
												174	A	Houston	65 81	
												174	H	Houston	62 73	
												180	A	Cincinnati	64 74	
												180	H	Cincinnati	80 69	
												215	H	UNCW	75 65	
												223	H	Southern U.	62 55	
												226	H	Presbyterian	54 46	
												231	A	Richmond	71 60	
												233	N	Marist	70 68	
												260	H	UMES	66 58	
LAST 12 Division I GAMES:																
101	N	SMU	54 60	30	H	South Fla.	66 76									
174	A	Houston	65 81	174	H	Houston	62 73									
180	H	Cincinnati	80 69	143	A	Tulsa	92 100									
94	A	UCF	51 79	1	H	UConn	44 91									
167	A	Memphis	50 72	180	A	Cincinnati	64 74									
18	H	Temple	43 76	94	H	UCF	42 54									

Non-Div I Games: Greensboro 107 40

East Carolina

Loss, Non-Conf, S Site, H Home A Away N Neutral

Average RPI Win:	263	WON-LOST	WINNING	LAST 10	STRENGTH OF	OPP. STRENGTH	TEAM	ADJ.	CONF.	ADJ CONF.
Average RPI Loss:	208	RECORD	PCT. RANK	GAMES	SCHEDULE	OF SCHEDULE	RPI	RPI	RPI	RPI
DIV. I ONLY	7- 19	295	4- 6	257	314	300	300	26	26	
DIV. I NON-CONF.	2- 8	288	0- 0	173	347	274	274	25	25	
TOTALS	RPI 1-25	RPI 26-50	W-L RECORDS	RPI 51-100	RPI 101-150	RPI 150+				
7- 19	0- 0	0- 0	OVERALL	0- 3	0- 1	7- 15				
3- 8	0- 0	0- 0	HOME	0- 1	0- 1	3- 6				
4- 11	0- 0	0- 0	AWAY	0- 2	0- 0	4- 9				
0- 0	0- 0	0- 0	NEUTRAL	0- 0	0- 0	0- 0				
2- 8	0- 0	0- 0	NON-CONFERENCE	0- 2	0- 1	2- 5				
0- 3	0- 0	0- 0	HOME	0- 0	0- 1	0- 2				
2- 5	0- 0	0- 0	AWAY	0- 2	0- 0	2- 3				
0- 0	0- 0	0- 0	NEUTRAL	0- 0	0- 0	0- 0				
5- 11	0- 0	0- 0	CONFERENCE	0- 1	0- 0	5- 10				
3- 5	0- 0	0- 0	HOME	0- 1	0- 0	3- 4				
2- 6	0- 0	0- 0	AWAY	0- 0	0- 0	2- 6				
0- 0	0- 0	0- 0	NEUTRAL	0- 0	0- 0	0- 0				

RPI S	Opponent	Score	RPI S	Opponent	Score	RPI S	Opponent	Score	RPI S	Opponent	Score	Team's RPI: 300
						57	H Belmont	58 77	142	H Wright St.	61 71	
						59	A Western Ill.	62 83	177	A Morehead St.	62 66	
						100	A Stetson	55 72	180	A Cincinnati	64 78	
									181	H Cleveland St.	56 66	
									202	A SIUE	52 68	
									202	H SIUE	59 75	
									221	A UT Martin	72 74	
									221	H UT Martin	80 70	
									237	A Evansville	73 63	
									250	H Indiana St.	61 88	
									251	H Jacksonville St.	71 67	
									252	A Tennessee St.	58 69	
									262	A Austin Peay	78 73	
									262	H Austin Peay	59 69	
									264	A Murray St.	74 92	
									264	H Murray St.	57 66	
									266	A Southeast Mo. St.	71 62	
									266	H Southeast Mo. St.	65 107	
									270	A Eastern Ky.	85 88	
									282	H Tennessee Tech	54 46	
									290	A Valparaiso	68 73	
									310	A Illinois St.	49 60	
									325	A Florida A&M	66 50	
LAST 12 Division I GAMES:												
202	A	SIUE	52	68	252	A	Tennessee St.	58	69			
262	A	Austin Peay	78	73	202	H	SIUE	59	75			
264	H	Murray St.	57	66	266	A	Southeast Mo. St.	71	62			
266	H	Southeast Mo. St.	65	107	221	H	UT Martin	80	70			
221	A	UT Martin	72	74	262	H	Austin Peay	59	69			
282	H	Tennessee Tech	54	46	264	A	Murray St.	74	92			

Non-Div I Games: Ill.-Springfield 74 60 Millikin 97 54

Eastern Ill.

Loss, Non-Conf, S Site, H Home A Away N Neutral

Eastern Ky.

Through Games Of March 9, 2017

Average RPI Win:	246	WON-LOST	WINNING	LAST 10	STRENGTH OF	OPP. STRENGTH	TEAM	ADJ.	CONF.	ADJ CONF.
Average RPI Loss:	184	RECORD	PCT. RANK	GAMES	SCHEDULE	OF SCHEDULE	RPI	RPI	RPI	RPI
DIV. I ONLY	11- 20	255	4- 6	200	290	270	270	26	26	
DIV. I NON-CONF.	2- 10	305	0- 0	277	279	333	333	25	25	
TOTALS	RPI 1-25	RPI 26-50	W-L RECORDS	RPI 51-100	RPI 101-150	RPI 150+				
11- 20	0- 0	0- 1	OVERALL	0- 5	0- 1	11- 13				
7- 5	0- 0	0- 1	HOME	0- 1	0- 0	7- 3				
1- 11	0- 0	0- 0	AWAY	0- 3	0- 1	1- 7				
3- 4	0- 0	0- 0	NEUTRAL	0- 1	0- 0	3- 3				
2- 10	0- 0	0- 1	NON-CONFERENCE	0- 2	0- 1	2- 6				
1- 3	0- 0	0- 1	HOME	0- 0	0- 0	1- 2				
0- 4	0- 0	0- 0	AWAY	0- 2	0- 1	0- 1				
1- 3	0- 0	0- 0	NEUTRAL	0- 0	0- 0	1- 3				
9- 10	0- 0	0- 0	CONFERENCE	0- 3	0- 0	9- 7				
6- 2	0- 0	0- 0	HOME	0- 1	0- 0	6- 1				
1- 7	0- 0	0- 0	AWAY	0- 1	0- 0	1- 6				
2- 1	0- 0	0- 0	NEUTRAL	0- 1	0- 0	2- 0				

RPI S	Opponent	Score	RPI S	Opponent	Score	RPI S	Opponent	Score	RPI S	Opponent	Score	Team's RPI: 270
40	H Western Ky.	63 90	57	A Belmont	58 74	142	A Wright St.	73 85				
			57	H Belmont	67 73	160	N Western Mich.	59 74				
			57	N Belmont	64 94	177	A Morehead St.	54 80				
			93	A Saint Louis	51 78	177	H Morehead St.	65 58				
			96	A Kent St.	67 80	177	N Morehead St.	73 67				
						199	A UNCG	66 81				
						202	H SIUE	75 63				
						202	N SIUE	61 58				
						221	A UT Martin	56 66				
						234	H Akron	57 63				
						246	N Miami (OH)	54 65				
						251	A Jacksonville St.	61 71				
						251	H Jacksonville St.	49 54				
						252	A Tennessee St.	64 78				
						252	H Tennessee St.	66 62				
						255	H Bowling Green	57 55				
						262	H Austin Peay	80 71				
						264	A Murray St.	64 70				
						266	A Southeast Mo. St.	74 63				
						277	H Western Caro.	61 72				
						282	A Tennessee Tech	51 53				
						282	H Tennessee Tech	78 65				
						300	H Eastern Ill.	88 85				
						316	N Fort Wayne	59 68				
						330	N Morgan St.	66 58				
LAST 12 Division I GAMES:												
	57	N Belmont	64	94	57	H Belmont	67	73				
	202	N SIUE	61	58	177	H Morehead St.	65	58				
	177	N Morehead St.	73	67	264	A Murray St.	64	70				
	282	H Tennessee Tech	78	65	221	A UT Martin	56	66				
	251	A Jacksonville St.	61	71	262	H Austin Peay	80	71				
	252	A Tennessee St.	64	78	282	A Tennessee Tech	51	53				

Non-Div I Games: Ohio Valley 88 30

Eastern Ky.

Loss, Non-Conf, S Site, H Home A Away N Neutral

Average RPI Win:	284	WON-LOST	WINNING	LAST 10	STRENGTH OF	OPP. STRENGTH	TEAM	ADJ.	CONF.	ADJ CONF.
Average RPI Loss:	118	RECORD	PCT. RANK	GAMES	SCHEDULE	OF SCHEDULE	RPI	RPI	RPI	RPI
DIV. I ONLY	5- 25	327	0- 10	88	146	284	284	10	10	
DIV. I NON-CONF.	4- 7	224	0- 0	222	255	254	254	11	11	
TOTALS	RPI 1-25	RPI 26-50	W-L RECORDS	RPI 51-100	RPI 101-150	RPI 150+				
5- 25	0- 0	0- 2	OVERALL	0- 12	0- 4	5- 7				
3- 10	0- 0	0- 1	HOME	0- 4	0- 2	3- 3				
1- 13	0- 0	0- 1	AWAY	0- 7	0- 1	1- 4				
1- 2	0- 0	0- 0	NEUTRAL	0- 1	0- 1	1- 0				
4- 7	0- 0	0- 0	NON-CONFERENCE	0- 3	0- 2	4- 2				
2- 2	0- 0	0- 0	HOME	0- 0	0- 1	2- 1				
1- 3	0- 0	0- 0	AWAY	0- 2	0- 0	1- 1				
1- 2	0- 0	0- 0	NEUTRAL	0- 1	0- 1	1- 0				
1- 18	0- 0	0- 2	CONFERENCE	0- 9	0- 2	1- 5				
1- 8	0- 0	0- 1	HOME	0- 4	0- 1	1- 2				
0- 10	0- 0	0- 1	AWAY	0- 5	0- 1	0- 3				
0- 0	0- 0	0- 0	NEUTRAL	0- 0	0- 0	0- 0				

RPI 1-25			RPI 26-50			RPI 51-100			RPI 101+ Team's RPI: 284		
RPI	S	Opponent	Score	RPI	S	Opponent	Score	RPI	S	Opponent	Score
				44	A	Central Mich.	48 71	55	A	Toledo	57 65
				44	H	Central Mich.	63 104	55	H	Toledo	49 66
								58	A	Purdue	50 77
								70	A	Ohio	49 63
								70	A	Ohio	51 68
								75	N	Tulane	50 62
								81	A	Northern Ill.	73 85
								81	H	Northern Ill.	71 81
								87	A	Wake Forest	61 89
								91	H	Buffalo	52 56
								96	A	Kent St.	65 83
								96	H	Kent St.	67 86
								246	A	Miami (OH)	61 72
								246	H	Miami (OH)	63 79
								248	H	St. Bonaventure	75 56
								255	H	Bowling Green	81 74
								260	N	Georgia St.	69 59
								322	H	Air Force	65 44
								333	A	Incarinate Word	66 47
LAST 12 Division I GAMES:											
				70	A	Ohio	49 63	91	H	Buffalo	52 56
				44	A	Central Mich.	48 71	246	H	Miami (OH)	63 79
				118	H	Ball St.	54 64	96	A	Kent St.	65 83
				81	H	Northern Ill.	71 81	44	H	Central Mich.	63 104
				55	A	Toledo	57 65	234	A	Akron	62 80
				160	A	Western Mich.	60 70	255	H	Bowling Green	81 74

Non-Div I Games: Ferris St. 68 50

Eastern Mich.

Average RPI Win:	236	WON-LOST	WINNING	LAST 10	STRENGTH OF	OPP. STRENGTH	TEAM	ADJ.	CONF.	ADJ CONF.
Average RPI Loss:	105	RECORD	PCT. RANK	GAMES	SCHEDULE	OF SCHEDULE	RPI	RPI	RPI	RPI
DIV. I ONLY	17- 12	119	7- 3	147	214	134	134	20	20	
DIV. I NON-CONF.	4- 6	209	0- 0	39	156	110	110	18	18	
TOTALS	RPI 1-25	RPI 26-50	W-L RECORDS	RPI 51-100	RPI 101-150	RPI 150+				
17- 12	0- 1	0- 3	OVERALL	0- 4	3- 2	14- 2				
7- 4	0- 0	0- 0	HOME	0- 2	2- 1	5- 1				
8- 6	0- 1	0- 1	AWAY	0- 2	0- 1	8- 1				
2- 2	0- 0	0- 2	NEUTRAL	0- 0	1- 0	1- 0				
4- 6	0- 1	0- 3	NON-CONFERENCE	0- 2	0- 0	4- 0				
1- 1	0- 0	0- 0	HOME	0- 1	0- 0	1- 0				
2- 3	0- 1	0- 1	AWAY	0- 1	0- 0	2- 0				
1- 2	0- 0	0- 2	NEUTRAL	0- 0	0- 0	1- 0				
13- 6	0- 0	0- 0	CONFERENCE	0- 2	3- 2	10- 2				
6- 3	0- 0	0- 0	HOME	0- 1	2- 1	4- 1				
6- 3	0- 0	0- 0	AWAY	0- 1	0- 1	6- 1				
1- 0	0- 0	0- 0	NEUTRAL	0- 0	1- 0	0- 0				

RPI 1-25				RPI 26-50				RPI 51-100				RPI 101+				Team's RPI: 134	
RPI	S	Opponent	Score	RPI	S	Opponent	Score	RPI	S	Opponent	Score	RPI	S	Opponent	Score		
9	A	Washington	52 100	28	N	Drake	78 93	64	H	Gonzaga	54 73	129	H	Northern Colo.	67 61		
				29	N	Elon	55 76	74	A	Montana St.	83 88	130	H	North Dakota	71 75		
				48	A	Boise St.	64 67	74	H	Montana St.	61 72	150	A	Idaho	51 78		
								75	A	Tulane	51 63	150	H	Idaho	67 57		
												150	N	Idaho	73 64		
												151	A	CSUN	71 57		
												157	A	Idaho St.	61 58		
												157	H	Idaho St.	58 41		
												207	A	Portland St.	68 62		
												235	A	Weber St.	70 42		
												235	H	Weber St.	99 85		
												257	N	Furman	68 56		
												287	A	Sacramento St.	72 65		
												289	A	Southern Utah	67 66		
												289	H	Southern Utah	63 64		
												292	A	Northern Ariz.	47 56		
												292	H	Northern Ariz.	79 64		
												323	A	Montana	60 46		
												323	H	Montana	64 57		
												332	A	Utah Valley	83 50		
												346	H	Cal St. Fullerton	84 67		
LAST 12 Division I GAMES:																	
				150	N	Idaho	73 64					129	H	Northern Colo.	67 61		
				292	H	Northern Ariz.	79 64					130	H	North Dakota	71 75		
				289	H	Southern Utah	63 64					207	A	Portland St.	68 62		
				157	A	Idaho St.	61 58					287	A	Sacramento St.	72 65		
				235	A	Weber St.	70 42					74	H	Montana St.	61 72		
				150	A	Idaho	51 78					323	H	Montana	64 57		

Non-Div I Games: Multnomah 88 30

Eastern Wash.

■ Loss,
 ■ Non-Conf,
 ■ S Site,
 ■ Home
 ■ A Away
 N Neutral

Average RPI Win: 166	WON-LOST	WINNING	LAST 10	STRENGTH OF	OPP. STRENGTH	TEAM	ADJ.	CONF.	ADJ CONF.
Average RPI Loss: 54	RECORD	PCT. RANK	GAMES	SCHEDULE	OF SCHEDULE	RPI	RPI	RPI	RPI
DIV. I ONLY	24- 6	23	9- 1	73	89	29	29	9	9
DIV. I NON-CONF.	7- 4	114	0- 0	62	56	50	50	8	8
TOTALS	RPI 1-25	RPI 26-50	W-L RECORDS	RPI 51-100	RPI 101-150	RPI 150+			
24- 6	0- 1	1- 3	OVERALL	3- 1	5- 1	15- 0			
10- 2	0- 0	0- 1	HOME	2- 1	2- 0	6- 0			
11- 4	0- 1	1- 2	AWAY	1- 0	2- 1	7- 0			
3- 0	0- 0	0- 0	NEUTRAL	0- 0	1- 0	2- 0			
7- 4	0- 1	1- 1	NON-CONFERENCE	1- 1	1- 1	4- 0			
2- 1	0- 0	0- 0	HOME	1- 1	0- 0	1- 0			
3- 3	0- 1	1- 1	AWAY	0- 0	0- 1	2- 0			
2- 0	0- 0	0- 0	NEUTRAL	0- 0	1- 0	1- 0			
17- 2	0- 0	0- 2	CONFERENCE	2- 0	4- 0	11- 0			
8- 1	0- 0	0- 1	HOME	1- 0	2- 0	5- 0			
8- 1	0- 0	0- 1	AWAY	1- 0	2- 0	5- 0			
1- 0	0- 0	0- 0	NEUTRAL	0- 0	0- 0	1- 0			

RPI 1-25				RPI 26-50				Team's RPI: 29				RPI 51-100				RPI 101+			
RPI	S	Opponent	Score	RPI	S	Opponent	Score	RPI	S	Opponent	Score	RPI	S	Opponent	Score	RPI	S	Opponent	Score
8	A	Duke	61 68	26	A	Green Bay	56 71	71	H	Bucknell	64 58	119	A	North Carolina	73 78				
				42	A	James Madison	54 61	77	A	Drexel	48 45	121	A	William & Mary	60 58				
				42	H	James Madison	70 76	77	H	Drexel	75 65	121	H	William & Mary	70 47				
				44	A	Central Mich.	71 57	87	H	Wake Forest	68 78	134	N	Eastern Wash.	76 55				
												137	A	Delaware	57 48				
												137	H	Delaware	69 42				
												158	A	Northeastern	76 65				
												158	H	Northeastern	70 58				
												178	A	Hofstra	64 53				
												178	H	Hofstra	72 61				
												178	N	Hofstra	78 50				
												203	A	ETSU	79 51				
												212	A	Towson	67 65				
												212	H	Towson	83 55				
												215	A	Col. of Charleston	84 56				
												215	A	UNCW	66 56				
												215	H	UNCW	82 48				
												215	H	Col. of Charleston	70 57				
												228	H	Rutgers	66 54				
												234	N	Akron	65 62				
												260	A	Georgia St.	84 67				
LAST 12 Division I GAMES:																			
				178	N	Hofstra	78 50	42	A	James Madison	54 61								
				215	H	UNCW	82 48	158	H	Northeastern	70 58								
				212	A	Towson	67 65	215	A	UNCW	66 56								
				137	A	Delaware	57 48	212	H	Towson	83 55								
				121	H	William & Mary	70 47	178	A	Hofstra	64 53								
				178	H	Hofstra	72 61	158	A	Northeastern	76 65								

Non-Div I Games: King (TN) 93 47

Elon

Average RPI Win: 266	WON-LOST	WINNING	LAST 10	STRENGTH OF	OPP. STRENGTH	TEAM	ADJ.	CONF.	ADJ CONF.
Average RPI Loss: 144	RECORD	PCT. RANK	GAMES	SCHEDULE	OF SCHEDULE	RPI	RPI	RPI	RPI
DIV. I ONLY	12- 16	215	5- 5	262	213	237	237	16	16
DIV. I NON-CONF.	4- 6	209	0- 0	281	290	264	264	14	14
TOTALS	RPI 1-25	RPI 26-50	W-L RECORDS	RPI 51-100	RPI 101-150	RPI 150+			
12- 16	0- 1	0- 4	OVERALL	0- 1	0- 1	12- 9			
7- 7	0- 0	0- 2	HOME	0- 0	0- 0	7- 5			
5- 9	0- 0	0- 1	AWAY	0- 0	0- 0	5- 1			
0- 0	0- 0	0- 0	NEUTRAL	0- 0	0- 0	0- 0			
4- 6	0- 1	0- 0	NON-CONFERENCE	0- 1	0- 1	4- 3			
2- 3	0- 0	0- 0	HOME	0- 0	0- 0	2- 3			
2- 3	0- 1	0- 0	AWAY	0- 1	0- 1	2- 0			
0- 0	0- 0	0- 0	NEUTRAL	0- 0	0- 0	0- 0			
8- 10	0- 0	0- 4	CONFERENCE	0- 0	0- 0	8- 6			
5- 4	0- 0	0- 2	HOME	0- 0	0- 0	5- 2			
3- 6	0- 0	0- 2	AWAY	0- 0	0- 0	3- 4			
0- 0	0- 0	0- 0	NEUTRAL	0- 0	0- 0	0- 0			

RPI 1-25			RPI 26-50			RPI 51-100			RPI 101+ Team's RPI: 237		
RPI	S	Opponent	Score	RPI	S	Opponent	Score	RPI	S	Opponent	Score
11	A	Louisville	47 89	28	A	Drake	65 82	67	A	Northwestern	66 88
				28	H	Drake	48 73				
				50	A	UNI	40 54				
				50	H	UNI	36 62				
LAST 12 Division I GAMES:											
250	A	Indiana St.	52 44	179	A	Wichita St.	68 69	326	H	Loyola Chicago	81 50
326	A	Loyola Chicago	81 50	28	H	Drake	48 73	326	H	Loyola Chicago	67 36
310	H	Illinois St.	60 56	50	H	UNI	36 62	349	H	Alabama A&M	63 54
232	H	Bradley	73 71	232	A	Bradley	52 56				
169	A	Southern Ill.	74 61	310	A	Illinois St.	58 71				
152	A	Missouri St.	43 68	169	H	Southern Ill.	63 60				

Non-Div I Games: Oakland City 108 68

Evansville

Loss, Non-Conf, S Site, H Home A Away N Neutral

FGCU				STRENGTH OF SCHEDULE	OPP. STRENGTH OF SCHEDULE	TEAM RPI	ADJ. RPI	CONF. RPI	ADJ CONF. RPI
Average RPI Win:	242	WON-LOST RECORD	WINNING PCT. RANK						
Average RPI Loss:	92		LAST 10 GAMES						
DIV. I ONLY	23- 8	43	7- 3	194	237	90	90	24	24
DIV. I NON-CONF.	9- 6	127	0- 1	129	201	113	113	24	24

TOTALS	RPI 1-25	RPI 26-50	W-L RECORDS	RPI 51-100	RPI 101-150	RPI 150+			
23- 8	0- 1	0- 1	OVERALL	4- 4	0- 1	19- 1			
15- 1	0- 0	0- 0	HOME	3- 1	0- 0	12- 0			
8- 4	0- 0	0- 1	AWAY	1- 1	0- 1	7- 1			
0- 3	0- 1	0- 0	NEUTRAL	0- 2	0- 0	0- 0			
9- 6	0- 1	0- 1	NON-CONFERENCE	1- 2	0- 1	8- 1			
7- 0	0- 0	0- 0	HOME	1- 0	0- 0	6- 0			
2- 3	0- 0	0- 1	AWAY	0- 0	0- 1	2- 1			
0- 3	0- 1	0- 0	NEUTRAL	0- 2	0- 0	0- 0			
14- 2	0- 0	0- 0	CONFERENCE	3- 2	0- 0	11- 0			
8- 1	0- 0	0- 0	HOME	2- 1	0- 0	6- 0			
6- 1	0- 0	0- 0	AWAY	1- 1	0- 0	5- 0			
0- 0	0- 0	0- 0	NEUTRAL	0- 0	0- 0	0- 0			

RPI 1-25				RPI 26-50				RPI 51-100 Team's RPI: 90				RPI 101+			
RPI	S	Opponent	Score	RPI	S	Opponent	Score	RPI	S	Opponent	Score	RPI	S	Opponent	Score
25	N	Ohio St.	66 79	33	A	Quinnipiac	56 66	52	N	George Washington	47 76	129	A	Northern Colo.	74 77
								65	H	Chattanooga	68 55	164	H	Hampton	60 49
								95	A	Jacksonville	65 73	176	H	Siena	66 42
								95	H	Jacksonville	60 57	183	A	Hartford	70 63
								95	H	Jacksonville	68 64	187	H	UC Riverside	60 45
								96	N	Kent St.	64 77	208	A	Illinois	73 82
								100	A	Stetson	84 71	271	A	Kennesaw St.	75 56
								100	H	Stetson	64 67	271	H	Kennesaw St.	69 35
												278	H	N.C. A&T	67 41
												293	A	North Florida	68 51
												293	H	North Florida	69 46
												293	H	North Florida	59 42
												296	H	Savannah St.	89 40
												299	A	Lipscomb	90 63
												299	H	Lipscomb	98 50
												308	H	FIU	89 42
												315	A	USC Upstate	80 50
												315	H	USC Upstate	93 43
												321	A	NJIT	77 46
												321	H	NJIT	73 53
												338	A	Fla. Atlantic	65 50
LAST 12 Division I GAMES:															
				95	H	Jacksonville	68 64	299	H	Lipscomb	98 50				
				293	H	North Florida	59 42	271	H	Kennesaw St.	69 35				
				52	N	George Washington	47 76	293	H	North Florida	69 46				
				100	H	Stetson	64 67	95	A	Jacksonville	65 73				
				321	A	NJIT	77 46	293	A	North Florida	68 51				
				315	A	USC Upstate	80 50	95	H	Jacksonville	60 57				

Non-Div I Games: St. Thomas (FL) 71 48 Ave Maria 101 34

FGCU

■ Loss,
 ■ Non-Conf,
 ■ S Site,
 ■ Home
 ■ A Away
 N Neutral

Average RPI Win:	296	WON-LOST	WINNING	LAST 10	STRENGTH OF	OPP. STRENGTH	TEAM	ADJ.	CONF.	ADJ CONF.
Average RPI Loss:	139	RECORD	PCT. RANK	GAMES	SCHEDULE	OF SCHEDULE	RPI	RPI	RPI	RPI
DIV. I ONLY	5- 24	324	0- 10	129	171	308	308	14	14	
DIV. I NON-CONF.	2- 9	293	0- 0	35	232	253	253	16	16	
TOTALS	RPI 1-25	RPI 26-50	W-L RECORDS	RPI 51-100	RPI 101-150	RPI 150+				
5- 24	0- 1	0- 2	OVERALL	0- 6	0- 4	5- 11				
4- 14	0- 1	0- 0	HOME	0- 4	0- 4	4- 5				
1- 10	0- 0	0- 2	AWAY	0- 2	0- 0	1- 6				
0- 0	0- 0	0- 0	NEUTRAL	0- 0	0- 0	0- 0				
2- 9	0- 1	0- 1	NON-CONFERENCE	0- 4	0- 0	2- 3				
2- 7	0- 1	0- 0	HOME	0- 3	0- 0	2- 3				
0- 2	0- 0	0- 1	AWAY	0- 1	0- 0	0- 0				
0- 0	0- 0	0- 0	NEUTRAL	0- 0	0- 0	0- 0				
3- 15	0- 0	0- 1	CONFERENCE	0- 2	0- 4	3- 8				
2- 7	0- 0	0- 0	HOME	0- 1	0- 4	2- 2				
1- 8	0- 0	0- 1	AWAY	0- 1	0- 0	1- 6				
0- 0	0- 0	0- 0	NEUTRAL	0- 0	0- 0	0- 0				

RPI 1-25				RPI 26-50				RPI 51-100				RPI 101+				Team's RPI: 308	
RPI	S	Opponent	Score	RPI	S	Opponent	Score	RPI	S	Opponent	Score	RPI	S	Opponent	Score		
15	H	Miami (FL)	49 69	30	A	South Fla.	41 91	69	H	Georgetown	53 66	110	H	Southern Miss.	37 75		
				40	A	Western Ky.	38 90	80	A	Middle Tenn.	43 95	117	H	Charlotte	54 101		
								80	H	Middle Tenn.	53 88	136	H	Old Dominion	64 86		
								90	A	FGCU	42 89	138	H	Louisiana Tech	63 76		
								94	H	UCF	52 69	159	A	Rice	55 74		
								95	H	Jacksonville	56 71	182	A	North Texas	49 69		
												184	A	UTSA	55 69		
												184	H	UTSA	61 70		
												185	H	Texas Southern	62 70		
												189	A	UAB	68 82		
												189	H	UAB	52 61		
												192	H	Robert Morris	59 57		
												193	H	George Mason	51 67		
												235	H	Weber St.	61 64		
												249	A	Marshall	52 70		
												302	A	UTEP	47 88		
												302	H	UTEP	88 87		
												309	H	Massachusetts	58 57		
												338	A	Fla. Atlantic	65 60		
												338	H	Fla. Atlantic	74 65		
LAST 12 Division I GAMES:																	
189	H	UAB	52 61	182	A	North Texas	49 69										
80	H	Middle Tenn.	53 88	159	A	Rice	55 74										
302	A	UTEP	47 88	117	H	Charlotte	54 101										
184	A	UTSA	55 69	136	H	Old Dominion	64 86										
138	H	Louisiana Tech	63 76	338	A	Fla. Atlantic	65 60										
110	H	Southern Miss.	37 75	189	A	UAB	68 82										

Non-Div I Games:

FIU

Average RPI Win: 231		WON-LOST	WINNING	LAST 10	STRENGTH OF	OPP. STRENGTH	TEAM	ADJ.	CONF.	ADJ CONF.
Average RPI Loss: 161		RECORD	PCT. RANK	GAMES	SCHEDULE	OF SCHEDULE	RPI	RPI	RPI	RPI
DIV. I ONLY		17- 14	140	7- 3	217	232	164	164	19	19
DIV. I NON-CONF.		3- 6	230	0- 0	219	273	239	239	17	17
TOTALS		RPI 1-25	RPI 26-50	W-L RECORDS	RPI 51-100	RPI 101-150	RPI 150+			
17- 14	0- 1		1- 2	OVERALL	0- 0	3- 3	13- 8			
9- 4	0- 0		1- 0	HOME	0- 0	2- 0	6- 4			
7- 9	0- 1		0- 2	AWAY	0- 0	1- 2	6- 4			
1- 1	0- 0		0- 0	NEUTRAL	0- 0	0- 1	1- 0			
3- 6	0- 1		0- 1	NON-CONFERENCE	0- 0	0- 1	3- 3			
1- 2	0- 0		0- 0	HOME	0- 0	0- 0	1- 2			
2- 4	0- 1		0- 1	AWAY	0- 0	0- 1	2- 1			
0- 0	0- 0		0- 0	NEUTRAL	0- 0	0- 0	0- 0			
14- 8	0- 0		1- 1	CONFERENCE	0- 0	3- 2	10- 5			
8- 2	0- 0		1- 0	HOME	0- 0	2- 0	5- 2			
5- 5	0- 0		0- 1	AWAY	0- 0	1- 1	4- 3			
1- 1	0- 0		0- 0	NEUTRAL	0- 0	0- 1	1- 0			

RPI 1-25					
RPI	S	Opponent	Score		
18	A	Temple	59	73	
RPI 26-50					
RPI	S	Opponent	Score		
33	A	Quinnipiac	55	60	
33	H	Quinnipiac	65	52	
43	A	Harvard	44	58	
RPI 51-100					
RPI	S	Opponent	Score		
107	A	Rider	68	67	
107	H	Rider	53	49	
107	N	Rider	36	49	
114	A	Albany (NY)	45	59	
148	A	Iona	55	65	
148	H	Iona	68	59	
171	A	La Salle	61	68	
176	A	Siena	52	67	
176	H	Siena	61	57	
198	H	Sacred Heart	44	56	
220	A	Monmouth	71	68	
220	H	Monmouth	53	60	
233	A	Marist	55	71	
233	H	Marist	62	68	
233	N	Marist	61	44	
253	A	Canisius	49	63	
253	H	Canisius	57	48	
265	A	Niagara	65	55	
265	H	Niagara	66	63	
267	H	Loyola Maryland	58	57	
279	A	Manhattan	64	43	
279	H	Manhattan	71	56	
288	A	Mt. St. Mary's	70	57	
301	H	Rhode Island	65	72	
328	A	Saint Peter's	56	39	
328	H	Saint Peter's	50	38	
Team's RPI: 164					
LAST 12 Division I GAMES:					
107	N	Rider	36	49	
233	N	Marist	61	44	
107	H	Rider	53	49	
253	H	Canisius	57	48	
148	A	Iona	55	65	
233	H	Marist	62	68	
328	A	Saint Peter's	56	39	
279	A	Manhattan	64	43	
328	H	Saint Peter's	50	38	
33	H	Quinnipiac	65	52	
265	H	Niagara	66	63	
220	H	Monmouth	53	60	

Non-Div I Games:

Fairfield

Loss, Non-Conf, S Site, H Home A Away N Neutral

RPI	S	Opponent	Score
343	A	UMass Lowell	65 41

F
a
i
r
f
i
e
l
d

F
a
i
r
f
i
e
l
d

Fairfield

Average RPI Win: 313				Through Games Of March 9, 2017					
Average RPI Loss: 250	WON-LOST RECORD	WINNING PCT. RANK	LAST 10 GAMES	STRENGTH OF SCHEDULE	OPP. STRENGTH OF SCHEDULE	TEAM RPI	ADJ. RPI	CONF. RPI	ADJ CONF. RPI
DIV. I ONLY	8- 21	288	3- 7	347	349	339	339	31	31
DIV. I NON-CONF.	2- 8	288	0- 0	349	345	347	347	32	32
TOTALS	RPI 1-25	RPI 26-50	W-L RECORDS	RPI 51-100	RPI 101-150	RPI 150+			
8- 21	0- 0	0- 0	OVERALL	0- 0	0- 0	8- 21			
4- 9	0- 0	0- 0	HOME	0- 0	0- 0	4- 9			
4- 12	0- 0	0- 0	AWAY	0- 0	0- 0	4- 11			
0- 0	0- 0	0- 0	NEUTRAL	0- 0	0- 0	0- 0			
2- 8	0- 0	0- 0	NON-CONFERENCE	0- 0	0- 0	2- 8			
1- 3	0- 0	0- 0	HOME	0- 0	0- 0	1- 3			
1- 5	0- 0	0- 0	AWAY	0- 0	0- 0	1- 5			
0- 0	0- 0	0- 0	NEUTRAL	0- 0	0- 0	0- 0			
6- 13	0- 0	0- 0	CONFERENCE	0- 0	0- 0	6- 13			
3- 6	0- 0	0- 0	HOME	0- 0	0- 0	3- 6			
3- 7	0- 0	0- 0	AWAY	0- 0	0- 0	3- 7			
0- 0	0- 0	0- 0	NEUTRAL	0- 0	0- 0	0- 0			

[illegible]

Non-Div I Games: Queens (NY)

54

70

Fairleigh Dickinson

Loss, Non-Conf, S Site, H Home A Away N Neutral

F
a
i
r
l
e
i
g
h
D
i
c
k
i
n
s
o
n

RPI S Opponent Score
Fairleigh Dickinson

Through Games Of March 9, 2017

RPI	S	Opponent	Score	
341	H	Wagner	66	74
342	H	Longwood	75	59
343	A	UMass Lowell	55	61

Fairleigh Dickinson

F
a
i
r
l
e
i
g
h
D
i
c
k
i
n
s
o
n

Fla. Atlantic

Through Games Of March 9, 2017

Average RPI Win:	278	WON-LOST	WINNING	LAST 10	STRENGTH OF	OPP. STRENGTH	TEAM	ADJ.	CONF.	ADJ CONF.
Average RPI Loss:	184	RECORD	PCT. RANK	GAMES	SCHEDULE	OF SCHEDULE	RPI	RPI	RPI	RPI
DIV. I ONLY	3- 25	339	0- 10	246	228	338	338	14	14	
DIV. I NON-CONF.	3- 7	250	0- 0	212	348	309	309	16	16	
TOTALS	RPI 1-25	RPI 26-50	W-L RECORDS	RPI 51-100	RPI 101-150	RPI 150+				
3- 25	0- 0	0- 1	OVERALL	0- 4	0- 5	3- 15				
3- 12	0- 0	0- 0	HOME	0- 2	0- 4	3- 6				
0- 13	0- 0	0- 1	AWAY	0- 2	0- 1	0- 9				
0- 0	0- 0	0- 0	NEUTRAL	0- 0	0- 0	0- 0				
3- 7	0- 0	0- 0	NON-CONFERENCE	0- 2	0- 1	3- 4				
3- 3	0- 0	0- 0	HOME	0- 1	0- 0	3- 2				
0- 4	0- 0	0- 0	AWAY	0- 1	0- 1	0- 2				
0- 0	0- 0	0- 0	NEUTRAL	0- 0	0- 0	0- 0				
0- 18	0- 0	0- 1	CONFERENCE	0- 2	0- 4	0- 11				
0- 9	0- 0	0- 0	HOME	0- 1	0- 4	0- 4				
0- 9	0- 0	0- 1	AWAY	0- 1	0- 0	0- 7				
0- 0	0- 0	0- 0	NEUTRAL	0- 0	0- 0	0- 0				

RPI S	Opponent	Score	RPI S	Opponent	Score	RPI S	Opponent	Score	RPI S	Opponent	Score	Team's RPI: 338
40	A Western Ky.	55 76	80	A Middle Tenn.	69 87	110	H Southern Miss.	67 82				
			80	H Middle Tenn.	59 71	117	H Charlotte	66 72				
			90	H FGCU	50 65	132	A Arizona	67 77				
			92	A Mercer	57 74	136	H Old Dominion	73 93				
						138	H Louisiana Tech	52 76				
						159	A Rice	55 89				
						182	A North Texas	57 79				
						184	A UTSA	66 97				
						184	H UTSA	62 72				
						189	A UAB	55 66				
						189	H UAB	75 78				
						231	H Richmond	67 77				
						245	A Grand Canyon	60 81				
						249	A Marshall	53 76				
						250	H Indiana St.	70 67				
						251	H Jacksonville St.	63 55				
						260	H UMES	59 76				
						293	A North Florida	88 95				
						302	A UTEP	59 69				
						302	H UTEP	50 51				
						308	A FIU	65 74				
						308	H FIU	60 65				
						334	H Jackson St.	67 58				
LAST 12 Division I GAMES:												
80	H Middle Tenn.	59 71	159	A Rice	55 89							
189	H UAB	75 78	182	A North Texas	57 79							
184	A UTSA	66 97	136	H Old Dominion	73 93							
302	A UTEP	59 69	117	H Charlotte	66 72							
110	H Southern Miss.	67 82	308	H FIU	60 65							
138	H Louisiana Tech	52 76	80	A Middle Tenn.	69 87							

Non-Div I Games: Fla. Memorial 84 64

Fla. Atlantic

Loss, Non-Conf, S Site, H Home A Away N Neutral

RPI 1-25				RPI 26-50				RPI 51-100				Team's RPI: 83		RPI 101+			
RPI	S	Opponent	Score	RPI	S	Opponent	Score	RPI	S	Opponent	Score	RPI	S	Opponent	Score		
3	H	South Carolina	62 81	34	A	Arizona St.	63 69	65	A	Chattanooga	72 61	111	A	Vanderbilt	93 73		
5	A	Mississippi St.	49 82	36	A	LSU	67 78	67	A	Northwestern	68 73	116	H	Ole Miss	75 84		
12	A	Florida St.	58 83	46	H	Auburn	75 82	86	A	Georgia	76 68	122	N	Long Beach St.	83 53		
14	A	Kentucky	48 67	49	N	Indiana	88 102	86	H	Georgia	65 58	131	A	Alabama	66 56		
18	N	Temple	83 76									173	H	Arkansas	57 53		
20	A	Tennessee	70 74									173	N	Arkansas	71 61		
20	H	Tennessee	75 84									238	N	Wofford	74 51		
21	A	Texas A&M	76 84									241	N	South Ala.	85 33		
21	H	Texas A&M	59 67									278	N	N.C. A&T	67 38		
21	N	Texas A&M	48 67									318	A	Arkansas St.	71 60		
24	H	Missouri	67 74									325	N	Florida A&M	78 65		
												329	H	Southeastern La.	102 51		
LAST 12 Division I GAMES:																	
				21	N	Texas A&M	48 67	131	A	Alabama	66 56						
				173	N	Arkansas	71 61	173	H	Arkansas	57 53						
				86	H	Georgia	65 58	116	H	Ole Miss	75 84						
				20	A	Tennessee	70 74	21	A	Texas A&M	76 84						
				14	A	Kentucky	48 67	111	A	Vanderbilt	93 73						
				24	H	Missouri	67 74	20	H	Tennessee	75 84						

Non-Div I Games:

Average RPI Win:	297	WON-LOST	WINNING	LAST 10	STRENGTH OF	OPP. STRENGTH	TEAM	ADJ.	CONF.	ADJ CONF.
Average RPI Loss:	232	RECORD	PCT. RANK	GAMES	SCHEDULE	OF SCHEDULE	RPI	RPI	RPI	RPI
DIV. I ONLY	11- 18	244	7- 3	343	347	325	325	32	32	
DIV. I NON-CONF.	0- 11	335	0- 0	322	289	348	348	31	31	
TOTALS	RPI 1-25	RPI 26-50	W-L RECORDS	RPI 51-100	RPI 101-150	RPI 150+				
11- 18	0- 0	0- 0	OVERALL	0- 1	0- 2	11- 15				
6- 6	0- 0	0- 0	HOME	0- 0	0- 1	6- 5				
3- 8	0- 0	0- 0	AWAY	0- 0	0- 1	3- 7				
2- 4	0- 0	0- 0	NEUTRAL	0- 1	0- 0	2- 3				
0- 11	0- 0	0- 0	NON-CONFERENCE	0- 1	0- 2	0- 8				
0- 4	0- 0	0- 0	HOME	0- 0	0- 1	0- 3				
0- 3	0- 0	0- 0	AWAY	0- 0	0- 1	0- 2				
0- 4	0- 0	0- 0	NEUTRAL	0- 1	0- 0	0- 3				
11- 7	0- 0	0- 0	CONFERENCE	0- 0	0- 0	11- 7				
6- 2	0- 0	0- 0	HOME	0- 0	0- 0	6- 2				
3- 5	0- 0	0- 0	AWAY	0- 0	0- 0	3- 5				
2- 0	0- 0	0- 0	NEUTRAL	0- 0	0- 0	2- 0				

RPI 1-25			RPI 26-50			RPI 51-100			RPI 101+ Team's RPI: 325		
RPI	S	Opponent	Score	RPI	S	Opponent	Score	RPI	S	Opponent	Score
						83 N Florida	65 78	131 A		Alabama	46 81
								149 H		Omaha	50 70
								164 H		Hampton	62 44
								170 A		Bethune-Cookman	53 66
								170 H		Bethune-Cookman	41 64
								177 H		Morehead St.	48 53
								229 A		Howard	58 72
								229 H		Howard	55 51
								231 N		Richmond	51 64
								249 A		Marshall	67 77
								251 N		Jacksonville St.	54 66
								258 N		Stony Brook	49 80
								260 H		UMES	59 49
								277 H		Western Caro.	61 62
								278 A		N.C. A&T	57 65
								283 H		Norfolk St.	59 51
								283 N		Norfolk St.	80 73
								291 H		Coppin St.	62 70
								293 A		North Florida	60 71
								296 A		Savannah St.	52 56
								300 H		Eastern Ill.	50 66
								330 A		Morgan St.	61 26
								330 H		Morgan St.	51 48
								335 A		N.C. Central	49 52
								347 A		Delaware St.	65 56
								347 H		Delaware St.	69 61
LAST 12 Division I GAMES:											
						283 N Norfolk St.	80 73	335 A		N.C. Central	49 52
						348 N South Carolina St.	65 61	278 A		N.C. A&T	57 65
						170 A Bethune-Cookman	53 66	347 H		Delaware St.	69 61
						348 A South Carolina St.	81 61	229 H		Howard	55 51
						164 H Hampton	62 44	330 A		Morgan St.	61 26
						283 H Norfolk St.	59 51	347 A		Delaware St.	65 56
								347 H		Delaware St.	69 61

Non-Div I Games: Thomas (GA) 74 65 Stillman 69 59

Florida A&M

Loss, Non-Conf, S Site, H Home A Away N Neutral

RPI	S	Opponent	Score
348	A	South Carolina St.	81 61
348	N	South Carolina St.	65 61

F
l
o
r
i
d
a

A
&
M

F
l
o
r
i
d
a

A
&
M

Florida A&M

Average RPI Win: 115		WON-LOST	WINNING	LAST 10	STRENGTH OF		OPP. STRENGTH	TEAM	ADJ.	CONF.	ADJ CONF.
Average RPI Loss: 20		RECORD	PCT. RANK	GAMES	SCHEDULE		OF SCHEDULE	RPI	RPI	RPI	RPI
DIV. I ONLY		25- 6	21	6- 4	14		31	12	12	3	3
DIV. I NON-CONF.		12- 2	21	0- 1	46		62	21	21	4	4
TOTALS		RPI 1-25	RPI 26-50		W-L RECORDS		RPI 51-100	RPI 101-150		RPI 150+	
25- 6	4- 4	3- 1		OVERALL		7- 1	4- 0		7- 0		
13- 3	3- 2	2- 1		HOME		3- 0	1- 0		4- 0		
9- 2	1- 1	0- 0		AWAY		3- 1	3- 0		2- 0		
3- 1	0- 1	1- 0		NEUTRAL		1- 0	0- 0		1- 0		
12- 2	0- 2	2- 0		NON-CONFERENCE		5- 0	0- 0		5- 0		
6- 2	0- 2	1- 0		HOME		2- 0	0- 0		3- 0		
3- 0	0- 0	0- 0		AWAY		2- 0	0- 0		1- 0		
3- 0	0- 0	1- 0		NEUTRAL		1- 0	0- 0		1- 0		
13- 4	4- 2	1- 1		CONFERENCE		2- 1	4- 0		2- 0		
7- 1	3- 0	1- 1		HOME		1- 0	1- 0		1- 0		
6- 2	1- 1	0- 0		AWAY		1- 1	3- 0		1- 0		
0- 1	0- 1	0- 0		NEUTRAL		0- 0	0- 0		0- 0		

RPI	S	Opponent	Score	RPI	S	Opponent	Score	RPI	S	Opponent	Score	RPI	S	Opponent	Score
1	H	UConn	76 78	31	H	Syracuse	77 58	51	A	Virginia	51 60	104	A	Virginia Tech	82 54
2	A	Notre Dame	61 79	38	H	North Carolina St.	61 70	61	A	Georgia Tech	69 63	113	A	Clemson	86 27
8	H	Duke	69 45	42	H	James Madison	84 64	64	N	Gonzaga	87 69	113	H	Clemson	80 47
11	H	Louisville	72 65	47	N	Michigan	76 62	72	A	Minnesota	75 61	119	A	North Carolina	90 77
13	H	Texas	88 92					83	H	Florida	83 58	162	H	Pittsburgh	79 48
15	A	Miami (FL)	81 66					87	H	Wake Forest	102 60	175	A	Boston College	85 53
15	H	Miami (FL)	80 71					92	A	Mercer	83 40	189	A	UAB	93 47
15	N	Miami (FL)	54 56					95	H	Jacksonville	90 47	251	H	Jacksonville St.	73 62
												277	H	Western Caro.	90 41
												293	H	North Florida	95 39
												345	N	Winthrop	98 35
LAST 12 Division I GAMES:															
15	N	Miami (FL)	54 56	87	H	Wake Forest	102 60								
2	A	Notre Dame	61 79	15	H	Miami (FL)	80 71								
162	H	Pittsburgh	79 48	175	A	Boston College	85 53								
113	H	Clemson	80 47	61	A	Georgia Tech	69 63								
51	A	Virginia	51 60	104	A	Virginia Tech	82 54								
13	H	Texas	88 92	31	H	Syracuse	77 58								

Non-Div I Games:

Florida St.

■ Loss,
 ■ Non-Conf, S Site,
 ■ Home
 ■ Away
 N Neutral

Average RPI Win: 201	WON-LOST	WINNING	LAST 10	STRENGTH OF	OPP. STRENGTH	TEAM	ADJ.	CONF.	ADJ CONF.
Average RPI Loss: 108	RECORD	PCT. RANK	GAMES	SCHEDULE	OF SCHEDULE	RPI	RPI	RPI	RPI
DIV. I ONLY	21- 11	92	6- 4	154	106	120	120	12	12
DIV. I NON-CONF.	9- 5	112	0- 0	92	114	108	108	12	12
TOTALS	RPI 1-25	RPI 26-50	W-L RECORDS	RPI 51-100	RPI 101-150	RPI 150+			
21- 11	0- 1	2- 0	OVERALL	0- 5	4- 4	15- 1			
16- 3	0- 0	2- 0	HOME	0- 2	4- 1	10- 0			
4- 6	0- 1	0- 0	AWAY	0- 1	0- 0	4- 0			
1- 2	0- 0	0- 0	NEUTRAL	0- 1	0- 1	1- 0			
9- 5	0- 1	1- 0	NON-CONFERENCE	0- 2	2- 2	6- 0			
8- 2	0- 0	1- 0	HOME	0- 2	2- 0	5- 0			
0- 2	0- 1	0- 0	AWAY	0- 0	0- 1	0- 0			
1- 1	0- 0	0- 0	NEUTRAL	0- 0	0- 1	1- 0			
12- 6	0- 0	1- 0	CONFERENCE	0- 3	2- 2	9- 1			
8- 1	0- 0	1- 0	HOME	0- 0	2- 1	5- 0			
4- 4	0- 0	0- 0	AWAY	0- 2	0- 1	4- 1			
0- 1	0- 0	0- 0	NEUTRAL	0- 1	0- 0	0- 0			

RPI 1-25				RPI 26-50				RPI 51-100				RPI 101+ Team's RPI: 120			
RPI	S	Opponent	Score	RPI	S	Opponent	Score	RPI	S	Opponent	Score	RPI	S	Opponent	Score
2	A	Notre Dame	36 67	32	H	Dayton	66 52	52	A	George Washington	46 63	103	N	Texas Tech	50 59
				45	H	Little Rock	65 43	68	H	St. John's (NY)	45 59	112	A	Saint Joseph's	44 47
								91	H	Buffalo	54 58	112	H	Saint Joseph's	44 39
								93	A	Saint Louis	58 82	114	H	Albany (NY)	89 82
								93	N	Saint Louis	58 68	115	H	Princeton	57 55
												123	H	Duquesne	64 51
												145	H	VCU	58 61
												148	A	Iona	46 55
												171	A	La Salle	66 61
												175	H	Boston College	56 49
												193	A	George Mason	53 49
												206	N	Grambling	59 53
												231	H	Richmond	67 41
												239	H	UNC Asheville	55 42
												248	A	St. Bonaventure	60 44
												248	H	St. Bonaventure	57 45
												257	H	Furman	60 47
												265	H	Niagara	92 69
												276	A	Davidson	51 52
												276	H	Davidson	85 72
												276	H	Davidson	62 54
												279	H	Manhattan	63 60
												301	A	Rhode Island	74 69
												309	H	Massachusetts	74 43
LAST 12 Division I GAMES:															
				93	N	Saint Louis	58 68	112	H	Saint Joseph's	44 39				
				276	H	Davidson	62 54	248	H	St. Bonaventure	57 45				
				171	A	La Salle	66 61	52	A	George Washington	46 63				
				32	H	Dayton	66 52	93	A	Saint Louis	58 82				
				276	A	Davidson	51 52	145	H	VCU	58 61				
				309	H	Massachusetts	74 43	112	A	Saint Joseph's	44 47				

Non-Div I Games:

Fordham

■ Loss,
■ Non-Conf,
■ S Site,
■ H Home
■ A Away
N Neutral

Fort Wayne

Through Games Of March 9, 2017

Average RPI Win:	261	WON-LOST	WINNING	LAST 10	STRENGTH OF	OPP. STRENGTH	TEAM	ADJ.	CONF.	ADJ CONF.
Average RPI Loss:	150	RECORD	PCT. RANK	GAMES	SCHEDULE	OF SCHEDULE	RPI	RPI	RPI	RPI
DIV. I ONLY	4- 23	329	2- 8	187	163	316	316	11	11	
DIV. I NON-CONF.	2- 9	293	0- 0	253	261	310	310	10	10	
TOTALS	RPI 1-25	RPI 26-50	W-L RECORDS	RPI 51-100	RPI 101-150	RPI 150+				
4- 23	0- 0	0- 2	OVERALL	0- 8	1- 2	3- 11				
2- 9	0- 0	0- 1	HOME	0- 4	1- 0	1- 4				
1- 13	0- 0	0- 1	AWAY	0- 4	0- 2	1- 6				
1- 1	0- 0	0- 0	NEUTRAL	0- 0	0- 0	1- 1				
2- 9	0- 0	0- 0	NON-CONFERENCE	0- 2	0- 1	2- 6				
0- 3	0- 0	0- 0	HOME	0- 1	0- 0	0- 2				
1- 5	0- 0	0- 0	AWAY	0- 1	0- 1	1- 3				
1- 1	0- 0	0- 0	NEUTRAL	0- 0	0- 0	1- 1				
2- 14	0- 0	0- 2	CONFERENCE	0- 6	1- 1	1- 5				
2- 6	0- 0	0- 1	HOME	0- 3	1- 0	1- 2				
0- 8	0- 0	0- 1	AWAY	0- 3	0- 1	0- 3				
0- 0	0- 0	0- 0	NEUTRAL	0- 0	0- 0	0- 0				

RPI S	Opponent	Score	RPI S	Opponent	Score	RPI S	Opponent	Score	RPI S	Opponent	Score	Team's RPI: 316
37	A South Dakota St.	51 73	37	H South Dakota St.	59 76	57	H Belmont	59 85	142	A Wright St.	51 62	
						59	A Western Ill.	51 77	149	A Omaha	49 63	
						59	H Western Ill.	53 75	149	H Omaha	65 62	
						62	A IUPUI	55 66	154	H Oakland	61 82	
						62	H IUPUI	48 62	160	A Western Mich.	35 61	
						78	A South Dakota	59 87	161	A Oral Roberts	56 82	
						78	H South Dakota	55 82	161	H Oral Roberts	59 75	
						96	A Kent St.	55 66	208	A Illinois	33 56	
									246	N Miami (OH)	47 69	
									256	H Coastal Caro.	57 72	
									259	A Butler	64 70	
									270	N Eastern Ky.	68 59	
									304	A North Dakota St.	56 68	
									304	H North Dakota St.	72 68	
									311	A Denver	50 78	
									311	H Denver	72 78	
									320	A Ill.-Chicago	61 55	
LAST 12 Division I GAMES:												
62	A IUPUI	55 66	311	A Denver	50 78							
59	A Western Ill.	51 77	62	H IUPUI	48 62							
37	H South Dakota St.	59 76	149	H Omaha	65 62							
149	A Omaha	49 63	161	H Oral Roberts	59 75							
304	H North Dakota St.	72 68	78	A South Dakota	59 87							
78	H South Dakota	55 82	311	H Denver	72 78							

Non-Div I Games: Defiance 76 58 Trine 71 80

Fort Wayne

Loss, Non-Conf, S Site, H Home A Away N Neutral

Average RPI Win: 221		WON-LOST	WINNING	LAST 10	STRENGTH OF	OPP. STRENGTH	TEAM	ADJ.	CONF.	ADJ CONF.
Average RPI Loss: 111		RECORD	PCT. RANK	GAMES	SCHEDULE	OF SCHEDULE	RPI	RPI	RPI	RPI
DIV. I ONLY		16- 14	156	5- 5	131	151	146	146	13	13
DIV. I NON-CONF.		5- 4	143	0- 0	139	150	140	140	15	15
TOTALS		RPI 1-25	RPI 26-50	W-L RECORDS	RPI 51-100	RPI 101-150	RPI 150+			
16- 14	0- 1		0- 2	OVERALL	3- 4	2- 1	11- 6			
6- 7	0- 0		0- 1	HOME	1- 2	1- 0	4- 4			
6- 7	0- 1		0- 1	AWAY	0- 2	1- 1	5- 2			
4- 0	0- 0		0- 0	NEUTRAL	2- 0	0- 0	2- 0			
5- 4	0- 1		0- 0	NON-CONFERENCE	1- 1	1- 0	3- 2			
1- 3	0- 0		0- 0	HOME	0- 1	1- 0	0- 2			
2- 1	0- 1		0- 0	AWAY	0- 0	0- 0	2- 0			
2- 0	0- 0		0- 0	NEUTRAL	1- 0	0- 0	1- 0			
11- 10	0- 0		0- 2	CONFERENCE	2- 3	1- 1	8- 4			
5- 4	0- 0		0- 1	HOME	1- 1	0- 0	4- 2			
4- 6	0- 0		0- 1	AWAY	0- 2	1- 1	3- 2			
2- 0	0- 0		0- 0	NEUTRAL	1- 0	0- 0	1- 0			

RPI 1-25					RPI 26-50					RPI 51-100					RPI 101+					Team's RPI: 146	
RPI	S	Opponent	Score		RPI	S	Opponent	Score		RPI	S	Opponent	Score		RPI	S	Opponent	Score			
9	A	Washington	54	85	48	A	Boise St.	66	67	53	A	Colorado St.	56	73	105	A	UNLV	38	54		
					48	H	Boise St.	48	66	53	H	Colorado St.	64	66	105	A	UNLV	53	51		
										57	N	Belmont	62	53	139	H	San Francisco	61	48		
										79	H	Utah	55	65	151	H	CSUN	57	61		
										98	A	Wyoming	48	70	153	A	New Mexico	57	66		
										98	H	Wyoming	52	47	153	H	New Mexico	54	80		
										98	N	Wyoming	58	48	190	H	Utah St.	47	52		
															200	A	San Jose St.	68	77		
															200	H	San Jose St.	88	74		
															214	H	UC Santa Barbara	49	50		
															235	A	Weber St.	60	57		
															243	A	Pacific	74	67		
															267	A	San Diego St.	59	51		
															267	H	San Diego St.	59	50		
															285	A	Nevada	71	70		
															285	H	Nevada	68	54		
															285	N	Nevada	62	57		
															322	A	Air Force	72	56		
															322	H	Air Force	63	40		
															327	N	UC Irvine	63	45		
LAST 12 Division I GAMES:																					
					105	A	UNLV	53	51	153	A	New Mexico	57	66							
					98	N	Wyoming	58	48	200	A	San Jose St.	68	77							
					285	N	Nevada	62	57	53	H	Colorado St.	64	66							
					105	A	UNLV	38	54	98	H	Wyoming	52	47							
					48	H	Boise St.	48	66	267	A	San Diego St.	59	51							
					267	H	San Diego St.	59	50	322	A	Air Force	72	56							

Non-Div I Games:	Biola	71	50	Cal St. Dom. Hills	73	60
------------------	-------	----	----	--------------------	----	----

Fresno St.

■ Loss, ■ Non-Conf, S Site, H Home A Away N Neutral

Average RPI Win: 244	WON-LOST	WINNING	LAST 10	STRENGTH OF	OPP. STRENGTH	TEAM	ADJ.	CONF.	ADJ CONF.
Average RPI Loss: 157	RECORD	PCT. RANK	GAMES	SCHEDULE	OF SCHEDULE	RPI	RPI	RPI	RPI
DIV. I ONLY	11- 17	231	3- 7	236	209	257	257	17	17
DIV. I NON-CONF.	4- 9	248	0- 1	273	221	308	308	20	20
TOTALS	RPI 1-25	RPI 26-50	W-L RECORDS	RPI 51-100	RPI 101-150	RPI 150+			
11- 17	0- 0	0- 1	OVERALL	1- 5	0- 3	10- 8			
9- 4	0- 0	0- 0	HOME	1- 1	0- 1	8- 2			
2- 11	0- 0	0- 1	AWAY	0- 0	0- 0	2- 0			
0- 2	0- 0	0- 0	NEUTRAL	0- 0	0- 1	0- 1			
4- 9	0- 0	0- 1	NON-CONFERENCE	0- 2	0- 3	4- 3			
4- 2	0- 0	0- 0	HOME	0- 0	0- 1	4- 1			
0- 6	0- 0	0- 1	AWAY	0- 2	0- 1	0- 2			
0- 1	0- 0	0- 0	NEUTRAL	0- 0	0- 1	0- 0			
7- 8	0- 0	0- 0	CONFERENCE	1- 3	0- 0	6- 5			
5- 2	0- 0	0- 0	HOME	1- 1	0- 0	4- 1			
2- 5	0- 0	0- 0	AWAY	0- 2	0- 0	2- 3			
0- 1	0- 0	0- 0	NEUTRAL	0- 0	0- 0	0- 1			

RPI 1-25			RPI 26-50			RPI 51-100			RPI 101+			Team's RPI: 257			
RPI	S	Opponent	Score	RPI	S	Opponent	Score	RPI	S	Opponent	Score				
				44	A	Central Mich.	71 81	65	A	Chattanooga	43 66	120	A	Fordham	47 60
								65	H	Chattanooga	65 48	134	N	Eastern Wash.	56 68
								86	A	Georgia	62 67	145	H	VCU	61 75
								87	A	Wake Forest	52 59	199	A	UNCG	52 65
								92	A	Mercer	52 76	199	H	UNCG	65 55
								92	H	Mercer	47 68	199	N	UNCG	63 68
												203	A	ETSU	66 75
												203	H	ETSU	64 74
												215	A	UNCW	52 56
												230	A	Samford	54 50
												230	H	Samford	53 48
												231	H	Richmond	48 54
												238	A	Wofford	69 49
												238	H	Wofford	65 60
												239	H	UNC Asheville	63 51
												276	A	Davidson	61 71
												277	A	Western Caro.	72 75
												277	H	Western Caro.	73 44
												314	H	Gardner-Webb	84 62
												315	H	USC Upstate	57 37
												335	H	N.C. Central	60 40
LAST 12 Division I GAMES:															
				199	N	UNCG	63 68					238	H	Wofford	65 60
				44	A	Central Mich.	71 81					199	A	UNCG	52 65
				203	A	ETSU	66 75					277	A	Western Caro.	72 75
				65	A	Chattanooga	43 66					65	H	Chattanooga	65 48
				92	H	Mercer	47 68					203	H	ETSU	64 74
				230	H	Samford	53 48					230	A	Samford	54 50

Non-Div I Games: Bob Jones 95 45 Mars Hill 81 46 Newberry 67 41

Furman

Loss, Non-Conf, S Site, H Home A Away N Neutral

Average RPI Win: 265		WON-LOST	WINNING	LAST 10	STRENGTH OF	OPP. STRENGTH	TEAM	ADJ.	CONF.	ADJ CONF.
Average RPI Loss: 166		RECORD	PCT. RANK	GAMES	SCHEDULE	OF SCHEDULE	RPI	RPI	RPI	RPI
DIV. I ONLY		12- 17	221	5- 5	261	271	247	247	21	21
DIV. I NON-CONF.		3- 7	250	0- 0	167	325	251	251	19	19
TOTALS		RPI 1-25	RPI 26-50	W-L RECORDS	RPI 51-100	RPI 101-150	RPI 150+			
12- 17	0- 0		0- 1	OVERALL	0- 4	1- 5	11- 7			
7- 6	0- 0		0- 0	HOME	0- 3	1- 1	6- 2			
5- 10	0- 0		0- 1	AWAY	0- 1	0- 4	5- 4			
0- 1	0- 0		0- 0	NEUTRAL	0- 0	0- 0	0- 1			
3- 7	0- 0		0- 0	NON-CONFERENCE	0- 3	0- 2	3- 2			
2- 2	0- 0		0- 0	HOME	0- 2	0- 0	2- 0			
1- 5	0- 0		0- 0	AWAY	0- 1	0- 2	1- 2			
0- 0	0- 0		0- 0	NEUTRAL	0- 0	0- 0	0- 0			
9- 10	0- 0		0- 1	CONFERENCE	0- 1	1- 3	8- 5			
5- 4	0- 0		0- 0	HOME	0- 1	1- 1	4- 2			
4- 5	0- 0		0- 1	AWAY	0- 0	0- 2	4- 2			
0- 1	0- 0		0- 0	NEUTRAL	0- 0	0- 0	0- 1			

[illegible]

Non-Div I Games:	Thomas (GA)	106	43
------------------	-------------	-----	----

Ga. Southern

■ Loss, ■ Non-Conf, S Site, H Home A Away N Neutral

Average RPI Win:	308	WON-LOST	WINNING	LAST 10	STRENGTH OF	OPP. STRENGTH	TEAM	ADJ.	CONF.	ADJ CONF.
Average RPI Loss:	199	RECORD	PCT. RANK	GAMES	SCHEDULE	OF SCHEDULE	RPI	RPI	RPI	RPI
DIV. I ONLY	9- 18	262	3- 7	334	306	314	314	28	28	
DIV. I NON-CONF.	2- 6	275	0- 0	320	210	290	290	28	28	
TOTALS	RPI 1-25	RPI 26-50	W-L RECORDS	RPI 51-100	RPI 101-150	RPI 150+				
9- 18	0- 0	0- 0	OVERALL	0- 1	0- 3	9- 14				
4- 5	0- 0	0- 0	HOME	0- 0	0- 1	4- 4				
4- 11	0- 0	0- 0	AWAY	0- 0	0- 2	4- 4				
1- 2	0- 0	0- 0	NEUTRAL	0- 0	0- 0	1- 2				
2- 6	0- 0	0- 0	NON-CONFERENCE	0- 1	0- 1	2- 4				
0- 0	0- 0	0- 0	HOME	0- 0	0- 0	0- 0				
2- 4	0- 0	0- 0	AWAY	0- 1	0- 1	2- 2				
0- 2	0- 0	0- 0	NEUTRAL	0- 0	0- 0	0- 2				
7- 12	0- 0	0- 0	CONFERENCE	0- 0	0- 2	7- 10				
4- 5	0- 0	0- 0	HOME	0- 0	0- 1	4- 4				
2- 7	0- 0	0- 0	AWAY	0- 0	0- 1	2- 6				
1- 0	0- 0	0- 0	NEUTRAL	0- 0	0- 0	1- 0				

RPI 1-25			RPI 26-50			RPI 51-100			RPI 101+			Team's RPI: 314
RPI	S	Opponent	Score	RPI	S	Opponent	Score	RPI	S	Opponent	Score	
						94 A UCF	52 66			104 A Virginia Tech	42 76	
										124 A Radford	57 67	
										124 H Radford	42 51	
										186 A Campbell	56 67	
										186 H Campbell	61 73	
										189 N UAB	49 59	
										213 N Appalachian St.	67 72	
										222 A High Point	69 71	
										222 H High Point	65 84	
										225 A Liberty	63 66	
										225 H Liberty	84 82	
										226 A Presbyterian	47 58	
										226 H Presbyterian	55 56	
										238 A Wofford	66 75	
										239 A UNC Asheville	49 67	
										239 H UNC Asheville	55 52	
										254 A Charleston So.	57 64	
										254 H Charleston So.	48 51	
										257 A Furman	62 84	
										277 A Western Caro.	68 60	
										315 A USC Upstate	57 53	
										342 A Longwood	77 43	
										342 H Longwood	89 55	
										345 A Winthrop	89 54	
										345 H Winthrop	63 57	
										345 N Winthrop	82 43	
LAST 12 Division I GAMES:												
						345 N Winthrop	82 43			226 A Presbyterian	47 58	
						239 A UNC Asheville	49 67			222 H High Point	65 84	
						254 H Charleston So.	48 51			342 H Longwood	89 55	
						186 A Campbell	56 67			225 A Liberty	63 66	
						124 H Radford	42 51			345 A Winthrop	89 54	
						345 H Winthrop	63 57			186 H Campbell	61 73	

Non-Div I Games: Montreat 92 45 Southern Wesleyan 86 62 Converse 68 38

Gardner-Webb

Loss, Non-Conf, S Site, H Home A Away N Neutral

George Mason

Through Games Of March 9, 2017

Average RPI Win:	242	WON-LOST	WINNING	LAST 10	STRENGTH OF	OPP. STRENGTH	TEAM	ADJ.	CONF.	ADJ CONF.
Average RPI Loss:	124	RECORD	PCT. RANK	GAMES	SCHEDULE	OF SCHEDULE	RPI	RPI	RPI	RPI
DIV. I ONLY	13- 17	210	3- 7	166	165	193	193	12	12	
DIV. I NON-CONF.	7- 6	157	0- 0	156	291	142	142	12	12	
TOTALS	RPI 1-25	RPI 26-50	W-L RECORDS	RPI 51-100	RPI 101-150	RPI 150+				
13- 17	0- 0	0- 1	OVERALL	0- 6	4- 6	9- 4				
7- 6	0- 0	0- 1	HOME	0- 2	3- 2	4- 1				
6- 10	0- 0	0- 0	AWAY	0- 3	1- 4	5- 3				
0- 1	0- 0	0- 0	NEUTRAL	0- 1	0- 0	0- 0				
7- 6	0- 0	0- 0	NON-CONFERENCE	0- 3	3- 2	4- 1				
3- 2	0- 0	0- 0	HOME	0- 1	2- 1	1- 0				
4- 3	0- 0	0- 0	AWAY	0- 1	1- 1	3- 1				
0- 1	0- 0	0- 0	NEUTRAL	0- 1	0- 0	0- 0				
6- 11	0- 0	0- 1	CONFERENCE	0- 3	1- 4	5- 3				
4- 4	0- 0	0- 1	HOME	0- 1	1- 1	3- 1				
2- 7	0- 0	0- 0	AWAY	0- 2	0- 3	2- 2				
0- 0	0- 0	0- 0	NEUTRAL	0- 0	0- 0	0- 0				

RPI S	Opponent	Score	RPI S	Opponent	Score	RPI S	Opponent	Score	RPI S	Opponent	Score	Team's RPI: 193
32	H Dayton	48 60	52	A George Washington	49 80	112	A Saint Joseph's	53 57				
			52	H George Washington	71 79	120	H Fordham	49 53				
			69	A Georgetown	56 69	123	A Duquesne	55 66				
			77	N Drexel	71 82	123	A Duquesne	57 76				
			93	A Saint Louis	50 89	124	H Radford	70 56				
			99	H SFA	76 77	132	H Arizona	70 81				
						135	H Navy	68 64				
						137	A Delaware	51 67				
						140	A Detroit Mercy	55 54				
						145	H VCU	70 59				
						171	A La Salle	57 59				
						212	A Towson	75 79				
						231	A Richmond	54 50				
						231	H Richmond	58 70				
						248	H St. Bonaventure	52 49				
						276	A Davidson	54 58				
						276	H Davidson	59 55				
						283	H Norfolk St.	60 33				
						301	H Rhode Island	60 51				
						308	A FIU	67 51				
						309	A Massachusetts	66 55				
						310	A Illinois St.	72 46				
						336	A LIU Brooklyn	64 48				
LAST 12 Division I GAMES:												
123	A Duquesne	55 66	123	A Duquesne	57 76							
112	A Saint Joseph's	53 57	171	A La Salle	57 59							
52	A George Washington	49 80	32	H Dayton	48 60							
301	H Rhode Island	60 51	231	A Richmond	54 50							
231	H Richmond	58 70	276	A Davidson	54 58							
276	H Davidson	59 55	145	H VCU	70 59							

Non-Div I Games:

George Mason

■ Loss,
■ Non-Conf,
■ S Site,
■ H Home
■ A Away
N Neutral

Average RPI Win:	177	WON-LOST	WINNING	LAST 10	STRENGTH OF	OPP. STRENGTH	TEAM	ADJ.	CONF.	ADJ CONF.
Average RPI Loss:	78	RECORD	PCT. RANK	GAMES	SCHEDULE	OF SCHEDULE	RPI	RPI	RPI	RPI
DIV. I ONLY	20- 9	74	7- 3	85	90	52	52	12	12	
DIV. I NON-CONF.	7- 5	137	0- 0	50	32	74	74	12	12	
TOTALS	RPI 1-25	RPI 26-50	W-L RECORDS	RPI 51-100	RPI 101-150	RPI 150+				
20- 9	0- 1	2- 3	OVERALL	2- 2	5- 2	11- 1				
11- 2	0- 1	1- 0	HOME	0- 0	4- 1	6- 0				
7- 5	0- 0	0- 2	AWAY	1- 2	1- 0	5- 1				
2- 2	0- 0	1- 1	NEUTRAL	1- 0	0- 1	0- 0				
7- 5	0- 1	1- 2	NON-CONFERENCE	2- 1	1- 0	3- 1				
4- 1	0- 1	0- 0	HOME	0- 0	1- 0	3- 0				
1- 3	0- 0	0- 1	AWAY	1- 1	0- 0	0- 1				
2- 1	0- 0	1- 1	NEUTRAL	1- 0	0- 0	0- 0				
13- 4	0- 0	1- 1	CONFERENCE	0- 1	4- 2	8- 0				
7- 1	0- 0	1- 0	HOME	0- 0	3- 1	3- 0				
6- 2	0- 0	0- 1	AWAY	0- 1	1- 0	5- 0				
0- 1	0- 0	0- 0	NEUTRAL	0- 0	0- 1	0- 0				

RPI S	Opponent	Score	RPI S	Opponent	Score	RPI S	Opponent	Score	Team's RPI: 52	RPI S	Opponent	Score
6	H Stanford	52 71	31	N Syracuse	71 74	66	A Villanova	72 69		112	H Saint Joseph's	53 44
			32	A Dayton	48 50	69	A Georgetown	57 72		115	H Princeton	56 45
			32	H Dayton	52 39	90	N FGCU	76 47		120	H Fordham	63 46
			37	A South Dakota St.	55 60	93	A Saint Louis	59 67		123	A Duquesne	75 40
			40	N Western Ky.	68 49					123	H Duquesne	63 73
										123	N Duquesne	58 62
										145	H VCU	81 67
										171	A La Salle	79 65
										191	A American	61 66
										193	A George Mason	79 71
										193	H George Mason	80 49
										208	H Illinois	72 56
										231	A Richmond	63 44
										248	H St. Bonaventure	63 57
										267	H Loyola Maryland	74 64
										276	H Davidson	76 62
										291	H Coppin St.	77 46
										301	A Rhode Island	72 44
										309	A Massachusetts	60 54
LAST 12 Division I GAMES:												
			123	N Duquesne	58 62	171	A La Salle	79 65				
			231	A Richmond	63 44	120	H Fordham	63 46				
			193	H George Mason	80 49	123	H Duquesne	63 73				
			248	H St. Bonaventure	63 57	93	A Saint Louis	59 67				
			32	H Dayton	52 39	309	A Massachusetts	60 54				
			301	A Rhode Island	72 44	276	H Davidson	76 62				

Non-Div I Games:

George Washington

■ Loss,
 ■ Non-Conf, S Site,
 ■ Home
 ■ Away
 N Neutral

Georgetown

Through Games Of March 9, 2017

Average RPI Win:	179	WON-LOST	WINNING	LAST 10	STRENGTH OF	OPP. STRENGTH	TEAM	ADJ.	CONF.	ADJ CONF.
Average RPI Loss:	45	RECORD	PCT. RANK	GAMES	SCHEDULE	OF SCHEDULE	RPI	RPI	RPI	RPI
DIV. I ONLY	17- 12	119	5- 5	68	73	69	69	7	7	
DIV. I NON-CONF.	8- 2	49	0- 0	104	86	28	28	7	7	
TOTALS	RPI 1-25	RPI 26-50	W-L RECORDS	RPI 51-100	RPI 101-150	RPI 150+				
17- 12	0- 4	0- 3	OVERALL	3- 4	3- 1	11- 0				
8- 4	0- 2	0- 1	HOME	2- 1	1- 0	5- 0				
7- 8	0- 2	0- 2	AWAY	0- 3	1- 1	6- 0				
2- 0	0- 0	0- 0	NEUTRAL	1- 0	1- 0	0- 0				
8- 2	0- 0	0- 0	NON-CONFERENCE	2- 1	3- 1	3- 0				
3- 0	0- 0	0- 0	HOME	1- 0	1- 0	1- 0				
3- 2	0- 0	0- 0	AWAY	0- 1	1- 1	2- 0				
2- 0	0- 0	0- 0	NEUTRAL	1- 0	1- 0	0- 0				
9- 10	0- 4	0- 3	CONFERENCE	1- 3	0- 0	8- 0				
5- 4	0- 2	0- 1	HOME	1- 1	0- 0	4- 0				
4- 6	0- 2	0- 2	AWAY	0- 2	0- 0	4- 0				
0- 0	0- 0	0- 0	NEUTRAL	0- 0	0- 0	0- 0				

RPI 1-25				RPI 26-50				RPI 51-100 Team's RPI: 69				RPI 101+			
RPI	S	Opponent	Score	RPI	S	Opponent	Score	RPI	S	Opponent	Score	RPI	S	Opponent	Score
17	A	DePaul	70 79	27	A	Marquette	66 80	52	H	George Washington	72 57	104	A	Virginia Tech	63 73
17	H	DePaul	53 76	27	A	Marquette	70 80	66	A	Villanova	50 71	131	H	Alabama	70 59
23	A	Creighton	68 70	27	H	Marquette	77 84	66	H	Villanova	54 49	137	A	Delaware	54 46
23	H	Creighton	59 67					68	A	St. John's (NY)	54 65	142	N	Wright St.	67 60
								68	H	St. John's (NY)	66 71	193	H	George Mason	69 56
								72	A	Minnesota	60 68	195	A	Providence	71 39
								85	N	Penn St.	68 54	195	H	Providence	72 70
												197	A	Seton Hall	77 60
												197	H	Seton Hall	77 58
												204	A	Xavier	69 64
												204	H	Xavier	81 63
												212	A	Towson	75 59
												259	A	Butler	58 52
												259	H	Butler	83 72
												308	A	FIU	66 53
LAST 12 Division I GAMES:															
27	A	Marquette	66 80	197	A	Seton Hall	77 60								
17	A	DePaul	70 79	23	H	Creighton	59 67								
27	A	Marquette	70 80	195	H	Providence	72 70								
204	H	Xavier	81 63	66	H	Villanova	54 49								
259	H	Butler	83 72	259	A	Butler	58 52								
68	A	St. John's (NY)	54 65	204	A	Xavier	69 64								

Non-Div I Games:

Georgetown

■ Loss,
 ■ Non-Conf,
 ■ S Site,
 ■ H Home
 ■ A Away
 N Neutral

Average RPI Win:	136	WON-LOST	WINNING	LAST 10	STRENGTH OF	OPP. STRENGTH	TEAM	ADJ.	CONF.	ADJ CONF.
Average RPI Loss:	53	RECORD	PCT. RANK	GAMES	SCHEDULE	OF SCHEDULE	RPI	RPI	RPI	RPI
DIV. I ONLY	16- 15	167	6- 4	41	15	86	86	2	2	
DIV. I NON-CONF.	8- 5	125	0- 0	183	100	154	154	2	2	
TOTALS	RPI 1-25	RPI 26-50	W-L RECORDS	RPI 51-100	RPI 101-150	RPI 150+				
16- 15	2- 7	3- 1	OVERALL	3- 5	2- 1	6- 1				
11- 5	2- 2	1- 0	HOME	2- 2	2- 0	4- 1				
3- 8	0- 4	1- 0	AWAY	0- 3	0- 1	2- 0				
2- 2	0- 1	1- 1	NEUTRAL	1- 0	0- 0	0- 0				
8- 5	0- 0	0- 1	NON-CONFERENCE	3- 3	0- 0	5- 1				
6- 2	0- 0	0- 0	HOME	2- 1	0- 0	4- 1				
1- 2	0- 0	0- 0	AWAY	0- 2	0- 0	1- 0				
1- 1	0- 0	0- 1	NEUTRAL	1- 0	0- 0	0- 0				
8- 10	2- 7	3- 0	CONFERENCE	0- 2	2- 1	1- 0				
5- 3	2- 2	1- 0	HOME	0- 1	2- 0	0- 0				
2- 6	0- 4	1- 0	AWAY	0- 1	0- 1	1- 0				
1- 1	0- 1	1- 0	NEUTRAL	0- 0	0- 0	0- 0				

RPI	S	Opponent	Score	RPI	S	Opponent	Score	RPI	S	Opponent	Score	RPI	S	Opponent	Score
3	A	South Carolina	63 66	30	N	South Fla.	65 81	51	H	Virginia	43 66	111	H	Vanderbilt	70 68
3	H	South Carolina	44 62	36	H	LSU	70 65	61	A	Georgia Tech	45 52	116	A	Ole Miss	62 69
3	N	South Carolina	48 72	46	A	Auburn	57 51	72	N	Minnesota	70 58	131	H	Alabama	71 65
5	A	Mississippi St.	49 58	46	N	Auburn	56 52	82	A	Oklahoma St.	51 71	173	A	Arkansas	69 66
14	A	Kentucky	61 82					83	A	Florida	58 65	180	A	Cincinnati	51 48
14	H	Kentucky	56 66					83	H	Florida	68 76	230	H	Samford	59 65
20	H	Tennessee	81 78					88	H	BYU	81 51	257	H	Furman	67 62
21	H	Texas A&M	69 59					92	H	Mercer	72 64	271	H	Kennesaw St.	82 40
24	A	Missouri	45 63									277	H	Western Caro.	78 43
												348	H	South Carolina St.	64 50
LAST 12 Division I GAMES:															
		3 N South Carolina	48 72			46 A Auburn	57 51								
		46 N Auburn	56 52			14 H Kentucky	56 66								
		83 A Florida	58 65			20 H Tennessee	81 78								
		131 H Alabama	71 65			173 A Arkansas	69 66								
		36 H LSU	70 65			116 A Ole Miss	62 69								
		5 A Mississippi St.	49 58			3 H South Carolina	44 62								

Non-Div I Games:

Georgia

■ Loss,
 ■ Non-Conf,
 ■ S Site,
 ■ H Home
 ■ A Away
 N Neutral

Average RPI Win:	217	WON-LOST	WINNING	LAST 10	STRENGTH OF	OPP. STRENGTH	TEAM	ADJ.	CONF.	ADJ CONF.
Average RPI Loss:	182	RECORD	PCT. RANK	GAMES	SCHEDULE	OF SCHEDULE	RPI	RPI	RPI	RPI
DIV. I ONLY	11- 18	244	5- 5	273	207	260	260	21	21	
DIV. I NON-CONF.	3- 7	250	0- 0	204	143	263	263	19	19	
TOTALS	RPI 1-25	RPI 26-50	W-L RECORDS	RPI 51-100	RPI 101-150	RPI 150+				
11- 18	0- 0	0- 2	OVERALL	1- 2	1- 4	9- 10				
4- 9	0- 0	0- 1	HOME	1- 0	0- 2	3- 6				
6- 6	0- 0	0- 1	AWAY	0- 1	1- 2	5- 2				
1- 3	0- 0	0- 0	NEUTRAL	0- 1	0- 0	1- 2				
3- 7	0- 0	0- 1	NON-CONFERENCE	0- 2	0- 1	3- 3				
1- 3	0- 0	0- 1	HOME	0- 0	0- 0	1- 2				
1- 2	0- 0	0- 0	AWAY	0- 1	0- 1	1- 0				
1- 2	0- 0	0- 0	NEUTRAL	0- 1	0- 0	1- 1				
8- 11	0- 0	0- 1	CONFERENCE	1- 0	1- 3	6- 7				
3- 6	0- 0	0- 0	HOME	1- 0	0- 2	2- 4				
5- 4	0- 0	0- 1	AWAY	0- 0	1- 1	4- 2				
0- 1	0- 0	0- 0	NEUTRAL	0- 0	0- 0	0- 1				

RPI S	Opponent	Score	RPI S	Opponent	Score	RPI S	Opponent	Score	RPI S	Opponent	Score	Team's RPI: 260
29	H Elon	67 84	61	A Georgia Tech	42 73	125	A Troy	68 65				
45	A Little Rock	45 52	84	H UT Arlington	64 59	125	H Troy	69 87				
			85	N Penn St.	42 69	131	A Alabama	57 80				
						147	A Louisiana	65 72				
						147	H Louisiana	64 70				
						168	H Texas St.	51 62				
						177	A Morehead St.	68 50				
						191	N American	59 58				
						213	A Appalachian St.	59 55				
						213	H Appalachian St.	63 67				
						215	H UNCW	66 72				
						234	H Akron	66 78				
						241	A South Ala.	55 45				
						241	H South Ala.	47 77				
						241	N South Ala.	44 49				
						247	A Ga. Southern	58 54				
						247	H Ga. Southern	63 62				
						256	A Coastal Caro.	69 48				
						256	H Coastal Caro.	67 73				
						271	H Kennesaw St.	62 59				
						284	N Eastern Mich.	59 69				
						318	A Arkansas St.	57 59				
						331	A La.-Monroe	63 72				
						331	H La.-Monroe	87 35				
LAST 12 Division I GAMES:												
241	N South Ala.	44 49	213	A Appalachian St.	59 55							
247	H Ga. Southern	63 62	256	A Coastal Caro.	69 48							
45	A Little Rock	45 52	147	H Louisiana	64 70							
318	A Arkansas St.	57 59	331	H La.-Monroe	87 35							
84	H UT Arlington	64 59	125	A Troy	68 65							
168	H Texas St.	51 62	241	A South Ala.	55 45							

Non-Div I Games: Allen 96 58

Georgia St.

■ Loss,
 ■ Non-Conf,
 ■ S Site,
 ■ Home
 ■ A Away
 N Neutral

Average RPI Win: 139		WON-LOST	WINNING	LAST 10	STRENGTH OF	OPP. STRENGTH	TEAM	ADJ.	CONF.	ADJ CONF.
Average RPI Loss: 47		RECORD	PCT. RANK	GAMES	SCHEDULE	OF SCHEDULE	RPI	RPI	RPI	RPI
DIV. I ONLY		17- 14	140	4- 6	26	34	61	61	3	3
DIV. I NON-CONF.		11- 2	23	0- 0	66	113	26	26	4	4
TOTALS	RPI 1-25	RPI 26-50		W-L RECORDS		RPI 51-100	RPI 101-150	RPI 150+		
17- 14	1- 7	2- 2		OVERALL		3- 2	3- 3	8- 0		
11- 5	0- 3	1- 2		HOME		2- 0	3- 0	5- 0		
3- 8	0- 3	0- 0		AWAY		1- 2	0- 3	2- 0		
3- 1	1- 1	1- 0		NEUTRAL		0- 0	0- 0	1- 0		
11- 2	1- 0	1- 1		NON-CONFERENCE		3- 0	1- 1	5- 0		
7- 1	0- 0	0- 1		HOME		2- 0	1- 0	4- 0		
2- 1	0- 0	0- 0		AWAY		1- 0	0- 1	1- 0		
2- 0	1- 0	1- 0		NEUTRAL		0- 0	0- 0	0- 0		
6- 12	0- 7	1- 1		CONFERENCE		0- 2	2- 2	3- 0		
4- 4	0- 3	1- 1		HOME		0- 0	2- 0	1- 0		
1- 7	0- 3	0- 0		AWAY		0- 2	0- 2	1- 0		
1- 1	0- 1	0- 0		NEUTRAL		0- 0	0- 0	1- 0		

RPI 1-25				RPI 26-50				RPI 51-100				Team's RPI: 61				RPI 101+			
RPI	S	Opponent	Score	RPI	S	Opponent	Score	RPI	S	Opponent	Score	RPI	S	Opponent	Score	RPI	S	Opponent	Score
2	A	Notre Dame	69 90	31	H	Syracuse	75 66	51	A	Virginia	64 65	104	H	Virginia Tech	87 81				
2	H	Notre Dame	38 55	32	N	Dayton	81 68	80	A	Middle Tenn.	61 60	113	A	Clemson	61 62				
8	H	Duke	68 75	38	H	North Carolina St.	67 75	86	H	Georgia	52 45	113	H	Clemson	72 58				
11	A	Louisville	51 91	47	H	Michigan	52 92	87	A	Wake Forest	65 70	115	H	Princeton	67 51				
12	H	Florida St.	63 69					92	H	Mercer	70 50	119	A	North Carolina	88 89				
15	A	Miami (FL)	70 75									131	A	Alabama	65 67				
15	N	Miami (FL)	71 87									162	H	Pittsburgh	71 57				
24	N	Missouri	72 70									175	A	Boston College	71 67				
												175	N	Boston College	71 67				
												205	H	Alabama St.	70 48				
												213	H	Appalachian St.	81 52				
												230	H	Samford	62 57				
												260	H	Georgia St.	73 42				
												271	A	Kennesaw St.	86 49				
LAST 12 Division I GAMES:																			
15	N	Miami (FL)	71 87	2	A	Notre Dame	69 90												
175	N	Boston College	71 67	38	H	North Carolina St.	67 75												
15	A	Miami (FL)	70 75	104	H	Virginia Tech	87 81												
113	H	Clemson	72 58	51	A	Virginia	64 65												
162	H	Pittsburgh	71 57	113	A	Clemson	61 62												
119	A	North Carolina	88 89	12	H	Florida St.	63 69												

Non-Div I Games:

Georgia Tech

■ Loss, ■ Non-Conf, S Site, H Home A Away N Neutral

Gonzaga

Through Games Of March 9, 2017

Average RPI Win: 192	WON-LOST	WINNING	LAST 10	STRENGTH OF	OPP. STRENGTH	TEAM	ADJ.	CONF.	ADJ CONF.
Average RPI Loss: 140	RECORD	PCT. RANK	GAMES	SCHEDULE	OF SCHEDULE	RPI	RPI	RPI	RPI
DIV. I ONLY	26- 6	19	8- 2	223	112	64	64	15	15
DIV. I NON-CONF.	9- 2	37	0- 0	195	52	69	69	13	13
TOTALS	RPI 1-25	RPI 26-50	W-L RECORDS	RPI 51-100	RPI 101-150	RPI 150+			
26- 6	1- 1	0- 1	OVERALL	2- 1	7- 1	16- 2			
14- 1	0- 0	0- 0	HOME	2- 0	3- 0	9- 1			
8- 3	1- 0	0- 0	AWAY	0- 1	2- 1	5- 1			
4- 2	0- 1	0- 1	NEUTRAL	0- 0	2- 0	2- 0			
9- 2	1- 1	0- 1	NON-CONFERENCE	1- 0	2- 0	5- 0			
6- 0	0- 0	0- 0	HOME	1- 0	1- 0	4- 0			
2- 0	1- 0	0- 0	AWAY	0- 0	1- 0	0- 0			
1- 2	0- 1	0- 1	NEUTRAL	0- 0	0- 0	1- 0			
17- 4	0- 0	0- 0	CONFERENCE	1- 1	5- 1	11- 2			
8- 1	0- 0	0- 0	HOME	1- 0	2- 0	5- 1			
6- 3	0- 0	0- 0	AWAY	0- 1	1- 1	5- 1			
3- 0	0- 0	0- 0	NEUTRAL	0- 0	2- 0	1- 0			

RPI 1-25				RPI 26-50				RPI 51-100 Team's RPI: 64				RPI 101+			
RPI	S	Opponent	Score	RPI	S	Opponent	Score	RPI	S	Opponent	Score	RPI	S	Opponent	Score
6	A	Stanford	68 63	47	N	Michigan	66 78	67	H	Northwestern	67 56	102	H	Washington St.	79 61
12	N	Florida St.	69 87					88	A	BYU	63 71	109	A	St. Mary's (CA)	79 75
								88	H	BYU	87 52	109	H	St. Mary's (CA)	59 58
												109	N	St. Mary's (CA)	86 75
												134	A	Eastern Wash.	73 54
												139	A	San Francisco	72 77
												139	H	San Francisco	61 46
												139	N	San Francisco	77 46
												163	A	Santa Clara	50 49
												163	H	Santa Clara	51 39
												201	A	Loyola Marymount	80 56
												201	H	Loyola Marymount	73 61
												224	A	San Diego	57 55
												224	H	San Diego	62 57
												226	H	Presbyterian	79 39
												243	A	Pacific	74 58
												243	H	Pacific	63 65
												243	N	Pacific	91 59
												273	H	Colgate	72 42
												275	A	Portland	85 50
												275	H	Portland	67 55
												294	H	Nicholls St.	78 46
												313	A	Pepperdine	69 79
												313	H	Pepperdine	83 61
												327	H	UC Irvine	102 38
												345	N	Winthrop	71 41
LAST 12 Division I GAMES:															
109	N	St. Mary's (CA)	86 75	139	A	San Francisco	72 77	109	H	St. Mary's (CA)	59 58	201	H	Loyola Marymount	73 61
139	N	San Francisco	77 46	163	A	Santa Clara	50 49	88	H	BYU	87 52	313	H	Pepperdine	83 61
243	N	Pacific	91 59	224	H	San Diego	62 57	327	H	UC Irvine	102 38	345	N	Winthrop	71 41
88	A	BYU	63 71	243	A	Pacific	74 58	313	H	Pepperdine	83 61				

Non-Div I Games:

Gonzaga

■ Loss,
 ■ Non-Conf, S Site,
 ■ Home
 ■ Away
 N Neutral

Grambling

Through Games Of March 9, 2017

Average RPI Win:	296	WON-LOST	WINNING	LAST 10	STRENGTH OF	OPP. STRENGTH	TEAM	ADJ.	CONF.	ADJ CONF.
Average RPI Loss:	155	RECORD	PCT. RANK	GAMES	SCHEDULE	OF SCHEDULE	RPI	RPI	RPI	RPI
DIV. I ONLY	17- 13	128	9- 1	332	296	206	206	30	30	
DIV. I NON-CONF.	2- 9	293	0- 0	268	43	285	285	30	30	
TOTALS	RPI 1-25	RPI 26-50	W-L RECORDS	RPI 51-100	RPI 101-150	RPI 150+				
17- 13	0- 1	0- 0	OVERALL	0- 2	0- 4	17- 6				
8- 3	0- 0	0- 0	HOME	0- 0	0- 0	8- 3				
9- 8	0- 0	0- 0	AWAY	0- 0	0- 0	9- 1				
0- 2	0- 0	0- 0	NEUTRAL	0- 0	0- 2	0- 0				
2- 9	0- 1	0- 0	NON-CONFERENCE	0- 2	0- 4	2- 2				
0- 1	0- 0	0- 0	HOME	0- 0	0- 0	0- 1				
2- 6	0- 1	0- 0	AWAY	0- 2	0- 2	2- 1				
0- 2	0- 0	0- 0	NEUTRAL	0- 0	0- 2	0- 0				
15- 4	0- 0	0- 0	CONFERENCE	0- 0	0- 0	15- 4				
8- 2	0- 0	0- 0	HOME	0- 0	0- 0	8- 2				
7- 2	0- 0	0- 0	AWAY	0- 0	0- 0	7- 2				
0- 0	0- 0	0- 0	NEUTRAL	0- 0	0- 0	0- 0				

RPI S	Opponent	Score	RPI S	Opponent	Score	RPI S	Opponent	Score	RPI S	Opponent	Score	Team's RPI: 206
15	A Miami (FL)	61 89				75	A Tulane	56 79	101	N SMU	36 56	
						89	A Southern California	64 75	120	N Fordham	53 59	
									132	A Arizona	46 73	
									138	A Louisiana Tech	55 69	
									166	A TCU	47 83	
									185	A Texas Southern	61 69	
									185	H Texas Southern	64 52	
									205	A Alabama St.	60 45	
									205	H Alabama St.	76 83	
									223	A Southern U.	70 63	
									223	H Southern U.	68 71	
									269	A Prairie View	49 51	
									269	H Prairie View	60 55	
									286	A Ark.-Pine Bluff	68 58	
									286	H Ark.-Pine Bluff	56 54	
									294	H Nicholls St.	60 71	
									306	A Alcorn	67 63	
									306	H Alcorn	86 63	
									312	A Mississippi Val.	82 51	
									312	H Mississippi Val.	71 61	
									312	H Mississippi Val.	88 67	
									329	A Southeastern La.	87 71	
									331	A La.-Monroe	59 54	
									334	A Jackson St.	60 57	
									334	H Jackson St.	90 85	
									349	A Alabama A&M	68 53	
LAST 12 Division I GAMES:												
312	H	Mississippi Val.	71	61	269	H	Prairie View	60	55			
349	H	Alabama A&M	87	57	185	H	Texas Southern	64	52			
205	H	Alabama St.	76	83	306	A	Alcorn	67	63			
312	A	Mississippi Val.	82	51	223	A	Southern U.	70	63			
286	A	Ark.-Pine Bluff	68	58	312	H	Mississippi Val.	88	67			
334	A	Jackson St.	60	57	286	H	Ark.-Pine Bluff	56	54			

Non-Div I Games:

Grambling

■ Loss,
 ■ Non-Conf,
 ■ S Site,
 ■ Home
 ■ A Away
 N Neutral

RPI	S	Opponent	Score
349	H	Alabama A&M	87 57

G
r
a
m
b
l
i
n
g

G
r
a
m
b
l
i
n
g

Grambling

Average RPI Win: 290		WON-LOST	WINNING	LAST 10	STRENGTH OF	OPP. STRENGTH	TEAM	ADJ.	CONF.	ADJ CONF.
Average RPI Loss: 180		RECORD	PCT. RANK	GAMES	SCHEDULE	OF SCHEDULE	RPI	RPI	RPI	RPI
DIV. I ONLY		14- 12	151	5- 5	324	295	245	245	29	29
DIV. I NON-CONF.		7- 5	137	0- 0	293	212	196	196	29	29
TOTALS		RPI 1-25	RPI 26-50		W-L RECORDS		RPI 51-100	RPI 101-150	RPI 150+	
14- 12	0- 2	0- 0		OVERALL		0- 0	1- 2	13- 8		
11- 3	0- 1	0- 0		HOME		0- 0	1- 1	10- 1		
3- 9	0- 1	0- 0		AWAY		0- 0	0- 1	3- 7		
0- 0	0- 0	0- 0		NEUTRAL		0- 0	0- 0	0- 0		
7- 5	0- 2	0- 0		NON-CONFERENCE		0- 0	1- 0	6- 3		
6- 1	0- 1	0- 0		HOME		0- 0	1- 0	5- 0		
1- 4	0- 1	0- 0		AWAY		0- 0	0- 0	1- 3		
0- 0	0- 0	0- 0		NEUTRAL		0- 0	0- 0	0- 0		
7- 7	0- 0	0- 0		CONFERENCE		0- 0	0- 2	7- 5		
5- 2	0- 0	0- 0		HOME		0- 0	0- 1	5- 1		
2- 5	0- 0	0- 0		AWAY		0- 0	0- 1	2- 4		
0- 0	0- 0	0- 0		NEUTRAL		0- 0	0- 0	0- 0		

[illegible]

Non-Div I Games:	Chaminade	85	55
------------------	-----------	----	----

Grand Canyon

Loss, Non-Conf, S Site, H Home A Away N Neutral

Average RPI Win: 181		WON-LOST	WINNING	LAST 10	STRENGTH OF	OPP. STRENGTH	TEAM	ADJ.	CONF.	ADJ CONF.
Average RPI Loss: 130		RECORD	PCT. RANK	GAMES	SCHEDULE	OF SCHEDULE	RPI	RPI	RPI	RPI
DIV. I ONLY		27- 5	10	8- 2	79	174	26	26	18	18
DIV. I NON-CONF.		9- 2	37	0- 1	4	25	4	4	21	21
TOTALS	RPI 1-25	RPI 26-50		W-L RECORDS		RPI 51-100	RPI 101-150	RPI 150+		
27- 5	0- 1	5- 0		OVERALL		2- 0	6- 2	14- 2		
13- 1	0- 0	3- 0		HOME		0- 0	3- 0	7- 1		
11- 4	0- 1	2- 0		AWAY		2- 0	1- 2	6- 1		
3- 0	0- 0	0- 0		NEUTRAL		0- 0	2- 0	1- 0		
9- 2	0- 1	5- 0		NON-CONFERENCE		2- 0	0- 0	2- 1		
4- 1	0- 0	3- 0		HOME		0- 0	0- 0	1- 1		
5- 1	0- 1	2- 0		AWAY		2- 0	0- 0	1- 0		
0- 0	0- 0	0- 0		NEUTRAL		0- 0	0- 0	0- 0		
18- 3	0- 0	0- 0		CONFERENCE		0- 0	6- 2	12- 1		
9- 0	0- 0	0- 0		HOME		0- 0	3- 0	6- 0		
6- 3	0- 0	0- 0		AWAY		0- 0	1- 2	5- 1		
3- 0	0- 0	0- 0		NEUTRAL		0- 0	2- 0	1- 0		

[illegible]

Non-Div I Games:

Green Bay

Loss, Non-Conf, S Site, H Home A Away N Neutral

Average RPI Win: 273	WON-LOST	WINNING	LAST 10	STRENGTH OF	OPP. STRENGTH	TEAM	ADJ.	CONF.	ADJ CONF.
Average RPI Loss: 143	RECORD	PCT. RANK	GAMES	SCHEDULE	OF SCHEDULE	RPI	RPI	RPI	RPI
DIV. I ONLY	18- 12	114	5- 5	293	288	164	164	32	32
DIV. I NON-CONF.	6- 7	182	0- 0	78	36	92	92	31	31
TOTALS	RPI 1-25	RPI 26-50	W-L RECORDS	RPI 51-100	RPI 101-150	RPI 150+			
18- 12	1- 1	0- 2	OVERALL	0- 3	1- 1	16- 5			
8- 2	1- 0	0- 0	HOME	0- 0	0- 0	7- 2			
5- 10	0- 1	0- 2	AWAY	0- 3	0- 1	5- 3			
5- 0	0- 0	0- 0	NEUTRAL	0- 0	1- 0	4- 0			
6- 7	1- 1	0- 2	NON-CONFERENCE	0- 3	1- 1	4- 0			
2- 0	1- 0	0- 0	HOME	0- 0	0- 0	1- 0			
0- 7	0- 1	0- 2	AWAY	0- 3	0- 1	0- 0			
4- 0	0- 0	0- 0	NEUTRAL	0- 0	1- 0	3- 0			
12- 5	0- 0	0- 0	CONFERENCE	0- 0	0- 0	12- 5			
6- 2	0- 0	0- 0	HOME	0- 0	0- 0	6- 2			
5- 3	0- 0	0- 0	AWAY	0- 0	0- 0	5- 3			
1- 0	0- 0	0- 0	NEUTRAL	0- 0	0- 0	1- 0			

RPI 1-25				RPI 26-50				RPI 51-100				RPI 101+ Team's RPI: 164			
RPI	S	Opponent	Score	RPI	S	Opponent	Score	RPI	S	Opponent	Score	RPI	S	Opponent	Score
3	A	South Carolina	38 92	38	A	North Carolina St.	56 81	63	A	Iowa	51 84	125	N	Maine	58 49
18	H	Temple	71 65	42	A	James Madison	50 71	67	A	Northwestern	48 67	136	A	Old Dominion	58 61
								90	A	FGCU	49 60	170	A	Bethune-Cookman	56 66
												229	H	Howard	62 67
												230	N	Samford	63 57
												231	H	Richmond	72 45
												260	H	UMES	65 68
												260	N	UMES	66 56
												278	H	N.C. A&T	64 57
												283	A	Norfolk St.	58 57
												283	H	Norfolk St.	77 65
												291	A	Coppin St.	65 61
												291	H	Coppin St.	78 54
												296	A	Savannah St.	51 55
												296	H	Savannah St.	75 46
												298	N	Lafayette	58 55
												325	A	Florida A&M	44 62
												328	N	Saint Peter's	71 42
												330	A	Morgan St.	71 58
												335	H	N.C. Central	60 36
												347	A	Delaware St.	83 52
												348	A	South Carolina St.	51 50
												348	H	South Carolina St.	80 46
LAST 12 Division I GAMES:															
260	N	UMES	66 56	229	H	Howard	62 67	348	A	South Carolina St.	51 50	296	A	Savannah St.	51 55
291	A	Coppin St.	65 61	296	A	Savannah St.	51 55	260	H	UMES	65 68	291	H	Coppin St.	78 54
283	H	Norfolk St.	77 65	291	H	Coppin St.	78 54	283	A	Norfolk St.	58 57				
330	A	Morgan St.	71 58												
325	A	Florida A&M	44 62												
170	A	Bethune-Cookman	56 66												

Non-Div I Games:

Hampton

■ Loss,
 ■ Non-Conf,
 ■ S Site,
 ■ Home
 ■ A Away
 N Neutral

Average RPI Win:	240	WON-LOST	WINNING	LAST 10	STRENGTH OF	OPP. STRENGTH	TEAM	ADJ.	CONF.	ADJ CONF.
Average RPI Loss:	144	RECORD	PCT. RANK	GAMES	SCHEDULE	OF SCHEDULE	RPI	RPI	RPI	RPI
DIV. I ONLY	17- 14	140	3- 7	240	234	183	183	22	22	
DIV. I NON-CONF.	9- 4	85	0- 0	214	270	133	133	22	22	
TOTALS	RPI 1-25	RPI 26-50	W-L RECORDS	RPI 51-100	RPI 101-150	RPI 150+				
17- 14	0- 0	0- 1	OVERALL	0- 3	1- 5	16- 5				
7- 7	0- 0	0- 1	HOME	0- 2	0- 2	7- 2				
7- 6	0- 0	0- 0	AWAY	0- 1	1- 2	6- 3				
3- 1	0- 0	0- 0	NEUTRAL	0- 0	0- 1	3- 0				
9- 4	0- 0	0- 1	NON-CONFERENCE	0- 1	1- 0	8- 2				
3- 3	0- 0	0- 1	HOME	0- 1	0- 0	3- 1				
4- 1	0- 0	0- 0	AWAY	0- 0	1- 0	3- 1				
2- 0	0- 0	0- 0	NEUTRAL	0- 0	0- 0	2- 0				
8- 10	0- 0	0- 0	CONFERENCE	0- 2	0- 5	8- 3				
4- 4	0- 0	0- 0	HOME	0- 1	0- 2	4- 1				
3- 5	0- 0	0- 0	AWAY	0- 1	0- 2	3- 2				
1- 1	0- 0	0- 0	NEUTRAL	0- 0	0- 1	1- 0				

RPI S	Opponent	Score	RPI S	Opponent	Score	RPI S	Opponent	Score	RPI S	Opponent	Score	Team's RPI: 183
33	H Quinnipiac	59 82	76	A New Hampshire	50 58	114	A Albany (NY)	71 82				
			76	H New Hampshire	57 62	114	H Albany (NY)	52 58				
			90	H FGCU	63 70	114	N Albany (NY)	65 67				
						125	A Maine	62 73				
						125	H Maine	60 66				
						137	A Delaware	67 66				
						175	H Boston College	65 56				
						176	A Siena	80 76				
						178	A Hofstra	69 67				
						195	H Providence	65 77				
						198	H Sacred Heart	81 64				
						210	A UMBC	80 73				
						210	H UMBC	47 64				
						210	N UMBC	74 40				
						211	A Binghamton	59 60				
						211	H Binghamton	76 73				
						220	N Monmouth	75 72				
						258	A Stony Brook	62 40				
						258	H Stony Brook	65 52				
						265	A Niagara	62 75				
						274	A Vermont	70 76				
						274	H Vermont	68 55				
						283	N Norfolk St.	61 51				
						305	A Central Conn. St.	68 58				
						309	H Massachusetts	75 56				
						343	A UMass Lowell	84 64				
LAST 12 Division I GAMES:												
114	N Albany (NY)	65 67	343	A UMass Lowell	84 64							
210	N UMBC	74 40	210	H UMBC	47 64							
114	H Albany (NY)	52 58	125	H Maine	60 66							
211	A Binghamton	59 60	274	A Vermont	70 76							
76	H New Hampshire	57 62	114	A Albany (NY)	71 82							
258	A Stony Brook	62 40	211	H Binghamton	76 73							

Non-Div I Games:

Hartford

 Loss,
 Non-Conf,
 S Site,
 H Home
 A Away
N Neutral

H
a
r
t
f
o
r
d

RPI S Opponent Score

Through Games Of March 9, 2017

RPI	S	Opponent	Score
343	H	UMass Lowell	80 59

H
a
r
t
f
o
r
d

Hartford

Harvard

Through Games Of March 9, 2017

Average RPI Win:	177	WON-LOST	WINNING	LAST 10	STRENGTH OF	OPP. STRENGTH	TEAM	ADJ.	CONF.	ADJ CONF.
Average RPI Loss:	96	RECORD	PCT. RANK	GAMES	SCHEDULE	OF SCHEDULE	RPI	RPI	RPI	RPI
DIV. I ONLY	20- 7	48	4- 6	86	132	43	43	8	8	
DIV. I NON-CONF.	12- 1	7	0- 0	143	187	20	20	9	9	
TOTALS	RPI 1-25	RPI 26-50	W-L RECORDS	RPI 51-100	RPI 101-150	RPI 150+				
20- 7	1- 0	0- 0	OVERALL	1- 3	3- 4	15- 0				
10- 2	1- 0	0- 0	HOME	0- 1	3- 1	6- 0				
8- 5	0- 0	0- 0	AWAY	0- 2	0- 3	8- 0				
2- 0	0- 0	0- 0	NEUTRAL	1- 0	0- 0	1- 0				
12- 1	1- 0	0- 0	NON-CONFERENCE	1- 1	1- 0	9- 0				
5- 0	1- 0	0- 0	HOME	0- 0	1- 0	3- 0				
5- 1	0- 0	0- 0	AWAY	0- 1	0- 0	5- 0				
2- 0	0- 0	0- 0	NEUTRAL	1- 0	0- 0	1- 0				
8- 6	0- 0	0- 0	CONFERENCE	0- 2	2- 4	6- 0				
5- 2	0- 0	0- 0	HOME	0- 1	2- 1	3- 0				
3- 4	0- 0	0- 0	AWAY	0- 1	0- 3	3- 0				
0- 0	0- 0	0- 0	NEUTRAL	0- 0	0- 0	0- 0				

RPI 1-25				RPI 26-50				Team's RPI: 43				RPI 51-100				RPI 101+			
RPI	S	Opponent	Score	RPI	S	Opponent	Score	RPI	S	Opponent	Score	RPI	S	Opponent	Score	RPI	S	Opponent	Score
18	H	Temple	73 62									56	A	Penn	43 63	115	A	Princeton	58 63
												56	H	Penn	46 64	115	H	Princeton	60 64
												72	A	Minnesota	87 103	125	H	Maine	69 62
												91	N	Buffalo	74 62	127	A	Cornell	52 57
																127	H	Cornell	62 59
																133	A	Yale	52 57
																133	H	Yale	76 56
																155	A	Brown	66 63
																155	H	Brown	69 59
																164	H	Fairfield	58 44
																171	A	La Salle	66 64
																176	A	Siena	65 58
																188	A	Kansas	69 59
																194	A	Columbia	58 55
																194	H	Columbia	70 68
																198	A	Sacred Heart	68 60
																217	A	Dartmouth	70 61
																217	H	Dartmouth	70 65
																226	A	Boston U.	65 52
																230	H	Samford	57 52
																239	N	UNC Asheville	79 62
																321	H	NJIT	59 38
LAST 12 Division I GAMES:																			
56	H	Penn	46 64	133	H	Yale	76 56												
115	H	Princeton	60 64	155	H	Brown	69 59												
155	A	Brown	66 63	115	A	Princeton	58 63												
133	A	Yale	52 57	56	A	Penn	43 63												
127	A	Cornell	52 57	194	H	Columbia	70 68												
194	A	Columbia	58 55	127	H	Cornell	62 59												

Non-Div I Games:

Harvard

Loss, Non-Conf, S Site, H Home A Away N Neutral

Average RPI Win:	272	WON-LOST	WINNING	LAST 10	STRENGTH OF	OPP. STRENGTH	TEAM	ADJ.	CONF.	ADJ CONF.
Average RPI Loss:	137	RECORD	PCT. RANK	GAMES	SCHEDULE	OF SCHEDULE	RPI	RPI	RPI	RPI
DIV. I ONLY	11- 18	244	4- 6	171	231	240	240	23	23	
DIV. I NON-CONF.	3- 8	262	0- 0	80	129	240	240	23	23	
TOTALS	RPI 1-25	RPI 26-50	W-L RECORDS	RPI 51-100	RPI 101-150	RPI 150+				
11- 18	0- 2	0- 2	OVERALL	0- 3	2- 1	9- 10				
7- 7	0- 1	0- 1	HOME	0- 1	2- 0	5- 4				
3- 10	0- 1	0- 1	AWAY	0- 2	0- 1	3- 5				
1- 1	0- 0	0- 0	NEUTRAL	0- 0	0- 0	1- 1				
3- 8	0- 2	0- 2	NON-CONFERENCE	0- 1	1- 0	2- 3				
3- 3	0- 1	0- 1	HOME	0- 0	1- 0	2- 1				
0- 5	0- 1	0- 1	AWAY	0- 1	0- 0	0- 2				
0- 0	0- 0	0- 0	NEUTRAL	0- 0	0- 0	0- 0				
8- 10	0- 0	0- 0	CONFERENCE	0- 2	1- 1	7- 7				
4- 4	0- 0	0- 0	HOME	0- 1	1- 0	3- 3				
3- 5	0- 0	0- 0	AWAY	0- 1	0- 1	3- 3				
1- 1	0- 0	0- 0	NEUTRAL	0- 0	0- 0	1- 1				

RPI 1-25				RPI 26-50				RPI 51-100				RPI 101+ Team's RPI: 240			
RPI	S	Opponent	Score	RPI	S	Opponent	Score	RPI	S	Opponent	Score	RPI	S	Opponent	Score
5	H	Mississippi St.	41 66	35	H	Oregon	49 86	73	A	UC Davis	55 70	122	A	Long Beach St.	57 68
10	A	UCLA	49 72	48	A	Boise St.	49 61	73	H	UC Davis	50 69	122	H	Long Beach St.	66 63
								89	A	Southern California	44 76	141	H	New Mexico St.	56 53
												151	A	CSUN	56 67
												151	H	CSUN	49 60
												151	N	CSUN	64 71
												187	A	UC Riverside	45 63
												187	H	UC Riverside	59 79
												200	H	San Jose St.	61 77
												214	A	UC Santa Barbara	62 74
												214	H	UC Santa Barbara	52 67
												245	H	Grand Canyon	51 47
												263	A	CSU Bakersfield	51 58
												272	A	Cal Poly	87 79
												272	H	Cal Poly	66 57
												272	N	Cal Poly	71 50
												285	A	Nevada	59 67
												319	H	Youngstown St.	72 50
												327	A	UC Irvine	73 60
												327	H	UC Irvine	79 62
												346	A	Cal St. Fullerton	55 45
												346	H	Cal St. Fullerton	60 50
LAST 12 Division I GAMES:															
				151	N	CSUN	64 71	73	H	UC Davis	50 69				
				272	N	Cal Poly	71 50	214	H	UC Santa Barbara	52 67				
				122	H	Long Beach St.	66 63	187	H	UC Riverside	59 79				
				346	A	Cal St. Fullerton	55 45	151	A	CSUN	56 67				
				327	A	UC Irvine	73 60	187	A	UC Riverside	45 63				
				151	H	CSUN	49 60	272	H	Cal Poly	66 57				

Non-Div I Games: Hawaii Pacific 88 54

Hawaii

Average RPI Win:	272	WON-LOST	WINNING	LAST 10	STRENGTH OF	OPP. STRENGTH	TEAM	ADJ.	CONF.	ADJ CONF.
Average RPI Loss:	180	RECORD	PCT. RANK	GAMES	SCHEDULE	OF SCHEDULE	RPI	RPI	RPI	RPI
DIV. I ONLY	13- 14	186	9- 1	265	313	222	222	28	28	
DIV. I NON-CONF.	0- 9	335	0- 0	170	219	334	334	28	28	
TOTALS	RPI 1-25	RPI 26-50	W-L RECORDS	RPI 51-100	RPI 101-150	RPI 150+				
13- 14	0- 0	0- 1	OVERALL	0- 2	1- 2	12- 9				
7- 6	0- 0	0- 0	HOME	0- 2	1- 0	6- 4				
6- 8	0- 0	0- 0	AWAY	0- 0	0- 0	6- 0				
0- 0	0- 0	0- 0	NEUTRAL	0- 0	0- 0	0- 0				
0- 9	0- 0	0- 1	NON-CONFERENCE	0- 2	0- 1	0- 5				
0- 4	0- 0	0- 0	HOME	0- 2	0- 0	0- 2				
0- 5	0- 0	0- 1	AWAY	0- 0	0- 1	0- 3				
0- 0	0- 0	0- 0	NEUTRAL	0- 0	0- 0	0- 0				
13- 5	0- 0	0- 0	CONFERENCE	0- 0	1- 1	12- 4				
7- 2	0- 0	0- 0	HOME	0- 0	1- 0	6- 2				
6- 3	0- 0	0- 0	AWAY	0- 0	0- 1	6- 2				
0- 0	0- 0	0- 0	NEUTRAL	0- 0	0- 0	0- 0				

RPI 1-25				RPI 26-50				RPI 51-100				RPI 101+				Team's RPI: 222
RPI	S	Opponent	Score	RPI	S	Opponent	Score	RPI	S	Opponent	Score	RPI	S	Opponent	Score	
				39	A	West Virginia	59 82	70	H	Ohio	48 76	116	A	Ole Miss	62 73	
								100	H	Stetson	47 81	124	A	Radford	56 59	
												124	H	Radford	74 64	
												186	A	Campbell	33 58	
												186	H	Campbell	53 69	
												189	A	UAB	66 75	
												199	H	UNCG	67 69	
												225	A	Liberty	74 81	
												225	H	Liberty	78 69	
												226	A	Presbyterian	72 64	
												226	H	Presbyterian	87 60	
												239	A	UNC Asheville	76 60	
												239	H	UNC Asheville	81 70	
												254	A	Charleston So.	64 62	
												254	H	Charleston So.	68 74	
												276	A	Davidson	72 82	
												277	A	Western Caro.	64 73	
												283	H	Norfolk St.	60 63	
												314	A	Gardner-Webb	84 65	
												314	H	Gardner-Webb	71 69	
												342	A	Longwood	80 49	
												342	H	Longwood	81 60	
												345	A	Winthrop	70 57	
												345	H	Winthrop	88 43	
LAST 12 Division I GAMES:																
				124	H	Radford	74 64	314	A	Gardner-Webb	84 65					
				342	H	Longwood	81 60	345	A	Winthrop	70 57					
				226	A	Presbyterian	72 64	239	H	UNC Asheville	81 70					
				254	A	Charleston So.	64 62	342	A	Longwood	80 49					
				186	H	Campbell	53 69	226	H	Presbyterian	87 60					
				225	H	Liberty	78 69	186	A	Campbell	33 58					

Non-Div I Games: Spring Hill 74 58 Brevard 89 42

High Point

Loss, Non-Conf, S Site, H Home A Away N Neutral

Hofstra

Through Games Of March 9, 2017

Average RPI Win: 198	WON-LOST	WINNING	LAST 10	STRENGTH OF	OPP. STRENGTH	TEAM	ADJ.	CONF.	ADJ CONF.
Average RPI Loss: 128	RECORD	PCT. RANK	GAMES	SCHEDULE	OF SCHEDULE	RPI	RPI	RPI	RPI
DIV. I ONLY	13- 18	219	4- 6	112	143	178	178	9	9
DIV. I NON-CONF.	7- 4	114	0- 0	187	326	124	124	8	8
TOTALS	RPI 1-25	RPI 26-50	W-L RECORDS	RPI 51-100	RPI 101-150	RPI 150+			
13- 18	0- 0	0- 5	OVERALL	2- 2	2- 4	9- 7			
7- 7	0- 0	0- 2	HOME	1- 0	1- 1	5- 4			
5- 10	0- 0	0- 2	AWAY	1- 2	1- 3	3- 3			
1- 1	0- 0	0- 1	NEUTRAL	0- 0	0- 0	1- 0			
7- 4	0- 0	0- 0	NON-CONFERENCE	1- 1	1- 1	5- 2			
4- 1	0- 0	0- 0	HOME	0- 0	0- 0	4- 1			
3- 3	0- 0	0- 0	AWAY	1- 1	1- 1	1- 1			
0- 0	0- 0	0- 0	NEUTRAL	0- 0	0- 0	0- 0			
6- 14	0- 0	0- 5	CONFERENCE	1- 1	1- 3	4- 5			
3- 6	0- 0	0- 2	HOME	1- 0	1- 1	1- 3			
2- 7	0- 0	0- 2	AWAY	0- 1	0- 2	2- 2			
1- 1	0- 0	0- 1	NEUTRAL	0- 0	0- 0	1- 0			

RPI S	Opponent	Score	RPI S	Opponent	Score	RPI S	Opponent	Score	RPI S	Opponent	Score	Team's RPI: 178
29	A Elon	61 72	29	A UC Davis	64 60	112	A Saint Joseph's	75 64				
29	H Elon	53 64	77	A Drexel	43 65	121	A William & Mary	65 81				
29	N Elon	50 78	77	H Drexel	58 53	121	H William & Mary	64 61				
42	A James Madison	57 93	91	A Buffalo	50 74	135	A Navy	69 78				
42	H James Madison	50 61				137	A Delaware	45 56				
						137	H Delaware	56 73				
						158	A Northeastern	46 52				
						158	H Northeastern	51 53				
						183	H Hartford	67 69				
						191	H American	72 67				
						212	A Towson	70 61				
						212	H Towson	56 59				
						212	N Towson	77 66				
						215	A UNCW	66 54				
						215	A Col. of Charleston	55 71				
						215	H UNCW	54 56				
						215	H Col. of Charleston	85 81				
						233	H Marist	62 42				
						258	A Stony Brook	67 64				
						287	A Sacramento St.	85 97				
						309	H Massachusetts	71 55				
						347	H Delaware St.	64 44				
LAST 12 Division I GAMES:												
29	N Elon	50 78	29	A Elon	61 72							
212	N Towson	77 66	137	A Delaware	45 56							
158	A Northeastern	46 52	215	H Col. of Charleston	85 81							
77	H Drexel	58 53	121	A William & Mary	65 81							
212	H Towson	56 59	121	H William & Mary	64 61							
215	A UNCW	66 54	42	H James Madison	50 61							

Non-Div I Games:

Hofstra

■ Loss,
 ■ Non-Conf,
 ■ S Site,
 ■ H Home
 ■ A Away
 N Neutral

Holy Cross

Through Games Of March 9, 2017

Average RPI Win:	238	WON-LOST	WINNING	LAST 10	STRENGTH OF	OPP. STRENGTH	TEAM	ADJ.	CONF.	ADJ CONF.
Average RPI Loss:	201	RECORD	PCT. RANK	GAMES	SCHEDULE	OF SCHEDULE	RPI	RPI	RPI	RPI
DIV. I ONLY	8- 22	296	3- 7	294	256	317	317	25	25	
DIV. I NON-CONF.	2- 9	293	0- 0	287	247	337	337	26	26	
TOTALS	RPI 1-25	RPI 26-50	W-L RECORDS	RPI 51-100	RPI 101-150	RPI 150+				
8- 22	0- 0	0- 2	OVERALL	1- 2	0- 3	7- 15				
5- 10	0- 0	0- 1	HOME	1- 1	0- 2	4- 6				
3- 12	0- 0	0- 1	AWAY	0- 1	0- 1	3- 9				
0- 0	0- 0	0- 0	NEUTRAL	0- 0	0- 0	0- 0				
2- 9	0- 0	0- 2	NON-CONFERENCE	0- 1	0- 1	2- 5				
2- 3	0- 0	0- 1	HOME	0- 1	0- 1	2- 0				
0- 6	0- 0	0- 1	AWAY	0- 0	0- 0	0- 5				
0- 0	0- 0	0- 0	NEUTRAL	0- 0	0- 0	0- 0				
6- 13	0- 0	0- 0	CONFERENCE	1- 1	0- 2	5- 10				
3- 7	0- 0	0- 0	HOME	1- 0	0- 1	2- 6				
3- 6	0- 0	0- 0	AWAY	0- 1	0- 1	3- 4				
0- 0	0- 0	0- 0	NEUTRAL	0- 0	0- 0	0- 0				

RPI S	Opponent	Score	RPI S	Opponent	Score	RPI S	Opponent	Score	RPI S	Opponent	Score	Team's RPI: 317
33	H Quinnipiac	55 78	71	A Bucknell	48 77	133	H Yale	70 71				
34	A Arizona St.	33 63	71	H Bucknell	63 51	135	A Navy	56 57				
			85	H Penn St.	48 84	135	H Navy	71 73				
						156	A Army West Point	41 60				
						156	H Army West Point	59 67				
						191	A American	61 60				
						191	H American	51 46				
						217	A Dartmouth	49 53				
						226	A Boston U.	56 68				
						226	H Boston U.	49 66				
						233	H Marist	50 46				
						244	A Bryant	74 76				
						267	A Loyola Maryland	59 58				
						267	H Loyola Maryland	37 56				
						273	A Colgate	52 70				
						273	H Colgate	54 62				
						274	A Vermont	52 63				
						279	A Manhattan	56 60				
						298	A Lafayette	67 61				
						298	H Lafayette	70 85				
						298	H Lafayette	54 58				
						307	A Lehigh	64 80				
						307	H Lehigh	65 47				
						309	A Massachusetts	66 69				
						343	H UMass Lowell	62 47				
LAST 12 Division I GAMES:												
298	H Lafayette	54 58	307	A Lehigh	64 80							
267	H Loyola Maryland	37 56	298	H Lafayette	70 85							
226	A Boston U.	56 68	71	H Bucknell	63 51							
267	A Loyola Maryland	59 58	273	A Colgate	52 70							
191	H American	51 46	135	H Navy	71 73							
156	A Army West Point	41 60	191	A American	61 60							

Non-Div I Games:

Holy Cross

■ Loss,
 ■ Non-Conf,
 ■ S Site,
 ■ H Home
 ■ A Away
 N Neutral

Average RPI Win:	205	WON-LOST	WINNING	LAST 10	STRENGTH OF	OPP. STRENGTH	TEAM	ADJ.	CONF.	ADJ CONF.
Average RPI Loss:	96	RECORD	PCT. RANK	GAMES	SCHEDULE	OF SCHEDULE	RPI	RPI	RPI	RPI
DIV. I ONLY	12- 19	236	4- 6	91	87	174	174	5	5	
DIV. I NON-CONF.	7- 6	157	0- 0	162	267	157	157	5	5	
TOTALS	RPI 1-25	RPI 26-50	W-L RECORDS	RPI 51-100	RPI 101-150	RPI 150+				
12- 19	0- 3	0- 1	OVERALL	0- 6	3- 5	9- 4				
6- 8	0- 1	0- 1	HOME	0- 3	1- 1	5- 2				
5- 9	0- 1	0- 0	AWAY	0- 2	2- 4	3- 2				
1- 2	0- 1	0- 0	NEUTRAL	0- 1	0- 0	1- 0				
7- 6	0- 0	0- 0	NON-CONFERENCE	0- 2	1- 3	6- 1				
4- 2	0- 0	0- 0	HOME	0- 1	0- 0	4- 1				
3- 3	0- 0	0- 0	AWAY	0- 0	1- 3	2- 0				
0- 1	0- 0	0- 0	NEUTRAL	0- 1	0- 0	0- 0				
5- 13	0- 3	0- 1	CONFERENCE	0- 4	2- 2	3- 3				
2- 6	0- 1	0- 1	HOME	0- 2	1- 1	1- 1				
2- 6	0- 1	0- 0	AWAY	0- 2	1- 1	1- 2				
1- 1	0- 1	0- 0	NEUTRAL	0- 0	0- 0	1- 0				

RPI	S	Opponent	Score	RPI	S	Opponent	Score	RPI	S	Opponent	Score	RPI	S	Opponent	Score	Team's RPI: 174
1	A	UConn	42 91	30	H	South Fla.	50 79	75	A	Tulane	56 82	101	A	SMU	45 74	
18	H	Temple	57 69					75	H	Tulane	49 57	101	H	SMU	45 66	
18	N	Temple	58 67					92	H	Mercer	60 64	103	A	Texas Tech	60 84	
								94	A	UCF	59 85	105	A	UNLV	53 64	
								94	H	UCF	48 62	122	A	Long Beach St.	55 65	
								97	N	Central Ark.	55 69	143	A	Tulsa	65 62	
												143	H	Tulsa	71 66	
												147	A	Louisiana	69 64	
												167	A	Memphis	65 66	
												168	H	Texas St.	56 61	
												172	A	East Carolina	73 62	
												172	H	East Carolina	81 65	
												180	A	Cincinnati	64 85	
												180	H	Cincinnati	62 71	
												180	N	Cincinnati	74 61	
												184	A	UTSA	56 49	
												215	H	Col. of Charleston	79 63	
												228	H	Rutgers	53 51	
												236	A	UTRGV	68 52	
												306	H	Alcorn	85 70	
												329	H	Southeastern La.	83 80	
LAST 12 Division I GAMES:																
18	N	Temple	58 67	180	H	Cincinnati	62 71	94	A	UCF	59 85	172	A	East Carolina	73 62	
180	N	Cincinnati	74 61	75	H	Tulane	49 57	1	A	UConn	42 91	167	A	Memphis	65 66	
101	A	SMU	45 74													
172	H	East Carolina	81 65													
30	H	South Fla.	50 79													
143	A	Tulsa	65 62													

Non-Div I Games:

Houston

■ Loss,
 ■ Non-Conf,
 ■ S Site,
 ■ H Home
 ■ A Away
 N Neutral

Houston Baptist

Through Games Of March 9, 2017

Average RPI Win:	309	WON-LOST	WINNING	LAST 10	STRENGTH OF	OPP. STRENGTH	TEAM	ADJ.	CONF.	ADJ CONF.
Average RPI Loss:	198	RECORD	PCT. RANK	GAMES	SCHEDULE	OF SCHEDULE	RPI	RPI	RPI	RPI
DIV. I ONLY	4- 22	328	2- 8	266	300	337	337	27	27	
DIV. I NON-CONF.	0- 8	335	0- 0	160	140	329	329	27	27	
TOTALS	RPI 1-25	RPI 26-50	W-L RECORDS	RPI 51-100	RPI 101-150	RPI 150+				
4- 22	0- 2	0- 0	OVERALL	0- 3	0- 3	4- 14				
4- 9	0- 0	0- 0	HOME	0- 1	0- 2	4- 6				
0- 13	0- 0	0- 0	AWAY	0- 0	0- 0	0- 4				
0- 0	0- 0	0- 0	NEUTRAL	0- 0	0- 0	0- 0				
0- 8	0- 2	0- 0	NON-CONFERENCE	0- 0	0- 0	0- 6				
0- 4	0- 0	0- 0	HOME	0- 0	0- 0	0- 4				
0- 4	0- 2	0- 0	AWAY	0- 0	0- 0	0- 2				
0- 0	0- 0	0- 0	NEUTRAL	0- 0	0- 0	0- 0				
4- 14	0- 0	0- 0	CONFERENCE	0- 3	0- 3	4- 8				
4- 5	0- 0	0- 0	HOME	0- 1	0- 2	4- 2				
0- 9	0- 0	0- 0	AWAY	0- 2	0- 1	0- 6				
0- 0	0- 0	0- 0	NEUTRAL	0- 0	0- 0	0- 0				

RPI 1-25				RPI 26-50				RPI 51-100				RPI 101+ Team's RPI: 337			
RPI	S	Opponent	Score	RPI	S	Opponent	Score	RPI	S	Opponent	Score	RPI	S	Opponent	Score
7	A	Baylor	43 118					97	A	Central Ark.	39 83	106	H	Abilene Christian	60 89
13	A	Texas	46 98					97	H	Central Ark.	49 80	128	A	Lamar University	22 74
								99	A	SFA	49 86	128	H	Lamar University	53 81
												159	H	Rice	53 79
												161	H	Oral Roberts	65 75
												173	A	Arkansas	40 101
												185	H	Texas Southern	34 50
												219	H	New Orleans	63 73
												280	A	A&M-Corpus Christi	51 68
												280	H	A&M-Corpus Christi	56 51
												281	A	McNeese	53 68
												281	H	McNeese	72 68
												294	A	Nicholls St.	57 76
												302	A	UTEP	45 75
												303	A	Northwestern St.	54 75
												329	H	Southeastern La.	71 87
												331	H	La.-Monroe	65 77
												333	A	Incarnate Word	54 69
												333	H	Incarnate Word	68 51
												340	A	Sam Houston St.	63 78
												340	H	Sam Houston St.	61 51
LAST 12 Division I GAMES:															
106	H	Abilene Christian	60 89	340	A	Sam Houston St.	63 78								
280	A	A&M-Corpus Christi	51 68	303	A	Northwestern St.	54 75								
128	A	Lamar University	22 74	280	H	A&M-Corpus Christi	56 51								
281	H	McNeese	72 68	333	A	Incarnate Word	54 69								
97	A	Central Ark.	39 83	294	A	Nicholls St.	57 76								
128	H	Lamar University	53 81	219	H	New Orleans	63 73								

Non-Div I Games: S'western Assemblie71 52 Arlington Baptist 75 55

Houston Baptist

Loss, Non-Conf, S Site, H Home A Away N Neutral

Average RPI Win: 297	WON-LOST	WINNING	LAST 10	STRENGTH OF	OPP. STRENGTH	TEAM	ADJ.	CONF.	ADJ CONF.
Average RPI Loss: 212	RECORD	PCT. RANK	GAMES	SCHEDULE	OF SCHEDULE	RPI	RPI	RPI	RPI
DIV. I ONLY	16- 13	138	6- 4	336	346	229	229	32	32
DIV. I NON-CONF.	4- 8	230	0- 0	257	331	255	255	31	31
TOTALS	RPI 1-25	RPI 26-50	W-L RECORDS	RPI 51-100	RPI 101-150	RPI 150+			
16- 13	0- 0	0- 2	OVERALL	0- 0	0- 1	16- 10			
9- 2	0- 0	0- 0	HOME	0- 0	0- 0	9- 2			
7- 10	0- 0	0- 2	AWAY	0- 0	0- 1	7- 7			
0- 1	0- 0	0- 0	NEUTRAL	0- 0	0- 0	0- 1			
4- 8	0- 0	0- 2	NON-CONFERENCE	0- 0	0- 1	4- 5			
2- 1	0- 0	0- 0	HOME	0- 0	0- 0	2- 1			
2- 7	0- 0	0- 2	AWAY	0- 0	0- 1	2- 4			
0- 0	0- 0	0- 0	NEUTRAL	0- 0	0- 0	0- 0			
12- 5	0- 0	0- 0	CONFERENCE	0- 0	0- 0	12- 5			
7- 1	0- 0	0- 0	HOME	0- 0	0- 0	7- 1			
5- 3	0- 0	0- 0	AWAY	0- 0	0- 0	5- 3			
0- 1	0- 0	0- 0	NEUTRAL	0- 0	0- 0	0- 1			

RPI S	Opponent	Score	RPI S	Opponent	Score	RPI S	Opponent	Score	RPI S	Opponent	Score	Team's RPI: 229
			39	A West Virginia	49 95				127	A Cornell	55 67	
			47	A Michigan	41 109				155	A Brown	78 83	
									164	A Hampton	67 62	
									170	A Bethune-Cookman	54 75	
									180	A Cincinnati	56 66	
									192	A Robert Morris	42 59	
									260	A UMES	72 71	
									260	H UMES	71 40	
									274	H Vermont	64 57	
									278	A N.C. A&T	55 63	
									278	H N.C. A&T	69 61	
									278	N N.C. A&T	58 68	
									283	A Norfolk St.	68 60	
									288	H Mt. St. Mary's	95 62	
									291	H Coppin St.	66 58	
									296	H Savannah St.	55 49	
									320	H Ill.-Chicago	63 70	
									321	A NJIT	55 70	
									324	A St. Francis Brooklyn	78 63	
									325	A Florida A&M	51 55	
									325	H Florida A&M	72 58	
									330	H Morgan St.	72 73	
									335	A N.C. Central	73 50	
									335	H N.C. Central	62 48	
									339	A Fairleigh Dickinson	71 68	
									347	A Delaware St.	93 76	
LAST 12 Division I GAMES:												
			278	N N.C. A&T	58 68				330	H Morgan St.	72 73	
			347	A Delaware St.	93 76				164	A Hampton	67 62	
			260	H UMES	71 40				170	A Bethune-Cookman	54 75	
			283	A Norfolk St.	68 60				325	A Florida A&M	51 55	
			335	H N.C. Central	62 48				348	H South Carolina St.	75 57	
			278	H N.C. A&T	69 61				296	H Savannah St.	55 49	

Non-Div I Games:

Howard

■ Loss,
 ■ Non-Conf,
 ■ S Site,
 ■ H Home
 ■ A Away
 N Neutral

RPI	S	Opponent	Score
348	H	South Carolina St.	75 57

Howard

IUPUI				STRENGTH OF SCHEDULE	OPP. STRENGTH OF SCHEDULE	TEAM RPI	ADJ. RPI	CONF. RPI	ADJ CONF. RPI
Average RPI Win:	196	WON-LOST RECORD	WINNING PCT. RANK						
Average RPI Loss:	83		LAST 10 GAMES						
DIV. I ONLY	22- 8	51	8- 2	136	131	62	62	11	11
DIV. I NON-CONF.	8- 3	67	0- 0	125	159	73	73	10	10

TOTALS	RPI 1-25	RPI 26-50	W-L RECORDS	RPI 51-100	RPI 101-150	RPI 150+			
22- 8	1- 0	2- 2	OVERALL	4- 4	2- 1	13- 1			
11- 2	1- 0	1- 1	HOME	2- 1	1- 0	6- 0			
9- 5	0- 0	0- 1	AWAY	2- 2	1- 1	6- 1			
2- 1	0- 0	1- 0	NEUTRAL	0- 1	0- 0	1- 0			
8- 3	1- 0	0- 1	NON-CONFERENCE	1- 2	1- 0	5- 0			
3- 2	1- 0	0- 1	HOME	0- 1	0- 0	2- 0			
5- 1	0- 0	0- 0	AWAY	1- 1	1- 0	3- 0			
0- 0	0- 0	0- 0	NEUTRAL	0- 0	0- 0	0- 0			
14- 5	0- 0	2- 1	CONFERENCE	3- 2	1- 1	8- 1			
8- 0	0- 0	1- 0	HOME	2- 0	1- 0	4- 0			
4- 4	0- 0	0- 1	AWAY	1- 1	0- 1	3- 1			
2- 1	0- 0	1- 0	NEUTRAL	0- 1	0- 0	1- 0			

RPI 1-25				RPI 26-50				RPI 51-100				Team's RPI: 62		RPI 101+			
RPI	S	Opponent	Score	RPI	S	Opponent	Score	RPI	S	Opponent	Score			RPI	S	Opponent	Score
24	H	Missouri	73 45	37	A	South Dakota St.	49 68	57	A	Belmont	72 78			145	A	VCU	71 62
				37	H	South Dakota St.	64 59	58	A	Purdue	67 62			149	A	Omaha	44 64
				37	N	South Dakota St.	65 61	59	A	Western Ill.	76 72			149	H	Omaha	79 47
				50	H	UNI	62 69	59	H	Western Ill.	66 52			161	A	Oral Roberts	45 54
								59	N	Western Ill.	69 77			161	H	Oral Roberts	53 41
								70	H	Ohio	65 71			246	A	Miami (OH)	65 53
								78	A	South Dakota	62 75			247	H	Ga. Southern	83 57
								78	H	South Dakota	63 42			250	A	Indiana St.	45 35
														282	H	Tennessee Tech	77 63
														304	A	North Dakota St.	76 53
														304	H	North Dakota St.	71 58
														304	N	North Dakota St.	69 56
														311	A	Denver	67 45
														311	H	Denver	71 49
														316	A	Fort Wayne	62 48
														316	H	Fort Wayne	66 55
														320	A	Ill.-Chicago	67 57
LAST 12 Division I GAMES:																	
				59	N	Western Ill.	69 77	37	H	South Dakota St.	64 59						
				37	N	South Dakota St.	65 61	311	A	Denver	67 45						
				304	N	North Dakota St.	69 56	161	A	Oral Roberts	45 54						
				316	H	Fort Wayne	66 55	149	H	Omaha	79 47						
				78	H	South Dakota	63 42	316	A	Fort Wayne	62 48						
				304	A	North Dakota St.	76 53	59	A	Western Ill.	76 72						

Non-Div I Games: Oakland City 95 62 Ind.-Northwest 89 36

IUPUI

Loss, Non-Conf, S Site, H Home A Away N Neutral

Average RPI Win: 246		WON-LOST	WINNING	LAST 10	STRENGTH OF	OPP. STRENGTH	TEAM	ADJ.	CONF.	ADJ CONF.
Average RPI Loss: 114		RECORD	PCT. RANK	GAMES	SCHEDULE	OF SCHEDULE	RPI	RPI	RPI	RPI
DIV. I ONLY		15- 14	164	6- 4	156	196	150	150	20	20
DIV. I NON-CONF.		3- 6	230	0- 0	25	92	86	86	18	18
TOTALS		RPI 1-25	RPI 26-50	W-L RECORDS	RPI 51-100	RPI 101-150	RPI 150+			
15- 14	0- 2		0- 2	OVERALL	1- 2	2- 4	12- 4			
5- 4	0- 0		0- 0	HOME	0- 1	2- 1	3- 2			
9- 6	0- 0		0- 0	AWAY	1- 0	0- 0	8- 0			
1- 4	0- 1		0- 1	NEUTRAL	0- 0	0- 2	1- 0			
3- 6	0- 2		0- 2	NON-CONFERENCE	1- 0	0- 1	2- 1			
0- 0	0- 0		0- 0	HOME	0- 0	0- 0	0- 0			
3- 3	0- 1		0- 1	AWAY	1- 0	0- 0	2- 1			
0- 3	0- 1		0- 1	NEUTRAL	0- 0	0- 1	0- 0			
12- 8	0- 0		0- 0	CONFERENCE	0- 2	2- 3	10- 3			
5- 4	0- 0		0- 0	HOME	0- 1	2- 1	3- 2			
6- 3	0- 0		0- 0	AWAY	0- 1	0- 1	6- 1			
1- 1	0- 0		0- 0	NEUTRAL	0- 0	0- 1	1- 0			

RPI 1-25				RPI 26-50				RPI 51-100				RPI 101+				Team's RPI: 150	
RPI	S	Opponent	Score	RPI	S	Opponent	Score	RPI	S	Opponent	Score	RPI	S	Opponent	Score		
4	N	Oregon St.	49 60	35	A	Oregon	70 73	74	A	Montana St.	64 80	105	N	UNLV	61 73		
9	A	Washington	53 105	50	N	UNI	74 76	74	H	Montana St.	61 66	129	H	Northern Colo.	67 71		
								98	A	Wyoming	74 71	130	H	North Dakota	74 61		
												134	A	Eastern Wash.	57 67		
												134	H	Eastern Wash.	78 51		
												134	N	Eastern Wash.	64 73		
												157	A	Idaho St.	69 80		
												157	H	Idaho St.	60 67		
												207	A	Portland St.	72 66		
												218	A	Seattle U	68 64		
												235	A	Weber St.	82 77		
												235	H	Weber St.	95 77		
												245	A	Grand Canyon	60 64		
												287	A	Sacramento St.	72 58		
												289	A	Southern Utah	85 68		
												289	H	Southern Utah	76 61		
												289	N	Southern Utah	83 68		
												292	A	Northern Ariz.	91 80		
												292	H	Northern Ariz.	61 76		
												323	A	Montana	86 59		
												323	H	Montana	75 50		
												346	A	Cal St. Fullerton	88 86		
LAST 12 Division I GAMES:																	
				134	N	Eastern Wash.	64 73	134	H	Eastern Wash.	78 51						
				289	N	Southern Utah	83 68	130	H	North Dakota	74 61						
				289	H	Southern Utah	76 61	129	H	Northern Colo.	67 71						
				292	H	Northern Ariz.	61 76	287	A	Sacramento St.	72 58						
				235	A	Weber St.	82 77	207	A	Portland St.	72 66						
				157	A	Idaho St.	69 80	323	H	Montana	75 50						

Non-Div I Games:	Lewis-Clark St.	85	49	Central Wash.	79	45
------------------	-----------------	----	----	---------------	----	----

Idaho

Loss, Non-Conf, S Site, H Home A Away N Neutral

Average RPI Win:	238	WON-LOST	WINNING	LAST 10	STRENGTH OF	OPP. STRENGTH	TEAM	ADJ.	CONF.	ADJ CONF.
Average RPI Loss:	138	RECORD	PCT. RANK	GAMES	SCHEDULE	OF SCHEDULE	RPI	RPI	RPI	RPI
DIV. I ONLY	17- 13	128	6- 4	230	194	157	157	20	20	
DIV. I NON-CONF.	5- 5	165	0- 0	306	90	203	203	18	18	
TOTALS	RPI 1-25	RPI 26-50	W-L RECORDS	RPI 51-100	RPI 101-150	RPI 150+				
17- 13	0- 1	0- 1	OVERALL	1- 1	4- 6	12- 4				
9- 3	0- 0	0- 0	HOME	1- 0	1- 3	7- 0				
5- 9	0- 0	0- 0	AWAY	0- 0	2- 1	3- 0				
3- 1	0- 0	0- 1	NEUTRAL	0- 0	1- 0	2- 0				
5- 5	0- 1	0- 1	NON-CONFERENCE	0- 0	0- 1	5- 2				
3- 0	0- 0	0- 0	HOME	0- 0	0- 0	3- 0				
1- 4	0- 1	0- 0	AWAY	0- 0	0- 1	1- 2				
1- 1	0- 0	0- 1	NEUTRAL	0- 0	0- 0	1- 0				
12- 8	0- 0	0- 0	CONFERENCE	1- 1	4- 5	7- 2				
6- 3	0- 0	0- 0	HOME	1- 0	1- 3	4- 0				
4- 5	0- 0	0- 0	AWAY	0- 1	2- 2	2- 2				
2- 0	0- 0	0- 0	NEUTRAL	0- 0	1- 0	1- 0				

RPI 1-25				RPI 26-50				RPI 51-100				RPI 101+ Team's RPI: 157			
RPI	S	Opponent	Score	RPI	S	Opponent	Score	RPI	S	Opponent	Score	RPI	S	Opponent	Score
4	A	Oregon St.	38 61	42	N	James Madison	53 83	74	A	Montana St.	67 73	108	A	Colorado	56 85
								74	H	Montana St.	67 59	129	A	Northern Colo.	68 58
												129	H	Northern Colo.	62 77
												129	N	Northern Colo.	60 59
												130	A	North Dakota	56 63
												130	H	North Dakota	62 65
												134	A	Eastern Wash.	41 58
												134	H	Eastern Wash.	58 61
												150	A	Idaho	67 60
												150	H	Idaho	80 69
												163	A	Santa Clara	78 82
												190	A	Utah St.	56 69
												207	H	Portland St.	53 47
												209	A	Wisconsin	42 35
												235	A	Weber St.	43 50
												235	H	Weber St.	57 52
												276	N	Davidson	70 58
												287	H	Sacramento St.	79 60
												289	A	Southern Utah	71 68
												292	A	Northern Ariz.	64 51
												311	H	Denver	65 64
												323	A	Montana	53 68
												323	H	Montana	61 43
												323	N	Montana	63 53
												327	H	UC Irvine	65 54
												332	H	Utah Valley	61 56
LAST 12 Division I GAMES:															
				129	N	Northern Colo.	60 59					129	A	Northern Colo.	68 58
				323	N	Montana	63 53					130	A	North Dakota	56 63
				323	A	Montana	53 68					287	H	Sacramento St.	79 60
				74	A	Montana St.	67 73					207	H	Portland St.	53 47
				134	H	Eastern Wash.	58 61					289	A	Southern Utah	71 68
				150	H	Idaho	80 69					292	A	Northern Ariz.	64 51

Non-Div I Games: Montana Tech 77 55

Idaho St.

■ Loss,
 ■ Non-Conf, S Site,
 ■ Home
 ■ Away
 N Neutral

Ill.-Chicago

Through Games Of March 9, 2017

Average RPI Win:	239	WON-LOST	WINNING	LAST 10	STRENGTH OF	OPP. STRENGTH	TEAM	ADJ.	CONF.	ADJ CONF.
Average RPI Loss:	169	RECORD	PCT. RANK	GAMES	SCHEDULE	OF SCHEDULE	RPI	RPI	RPI	RPI
DIV. I ONLY	4- 25	333	2- 8	162	238	320	320	18	18	
DIV. I NON-CONF.	1- 8	314	0- 0	137	183	289	289	21	21	
TOTALS	RPI 1-25	RPI 26-50	W-L RECORDS	RPI 51-100	RPI 101-150	RPI 150+				
4- 25	0- 0	0- 3	OVERALL	0- 4	1- 6	3- 12				
2- 11	0- 0	0- 1	HOME	0- 1	1- 2	1- 7				
1- 13	0- 0	0- 2	AWAY	0- 3	0- 3	1- 5				
1- 1	0- 0	0- 0	NEUTRAL	0- 0	0- 1	1- 0				
1- 8	0- 0	0- 1	NON-CONFERENCE	0- 4	0- 0	1- 3				
0- 4	0- 0	0- 0	HOME	0- 1	0- 0	0- 3				
1- 4	0- 0	0- 1	AWAY	0- 3	0- 0	1- 0				
0- 0	0- 0	0- 0	NEUTRAL	0- 0	0- 0	0- 0				
3- 17	0- 0	0- 2	CONFERENCE	0- 0	1- 6	2- 9				
2- 7	0- 0	0- 1	HOME	0- 0	1- 2	1- 4				
0- 9	0- 0	0- 1	AWAY	0- 0	0- 3	0- 5				
1- 1	0- 0	0- 0	NEUTRAL	0- 0	0- 1	1- 0				

RPI S	Opponent	Score	RPI S	Opponent	Score	RPI S	Opponent	Score	RPI S	Opponent	Score	Team's RPI: 320
26	A Green Bay	31 65	26	H Green Bay	65 79	51	A Virginia	39 76	140	A Detroit Mercy	76 98	
44	A Central Mich.	55 77				55	A Toledo	51 79	140	H Detroit Mercy	63 62	
						62	H IUPUI	57 67	142	A Wright St.	51 62	
						67	A Northwestern	44 88	142	H Wright St.	54 73	
									142	N Wright St.	52 79	
									144	A Milwaukee	55 83	
									144	H Milwaukee	65 88	
									154	A Oakland	58 81	
									154	H Oakland	50 78	
									181	A Cleveland St.	59 77	
									181	H Cleveland St.	59 63	
									229	A Howard	70 63	
									232	H Bradley	56 65	
									290	A Valparaiso	63 72	
									290	H Valparaiso	74 60	
									295	A Northern Ky.	49 66	
									295	H Northern Ky.	37 58	
									295	N Northern Ky.	72 60	
									310	H Illinois St.	52 59	
									316	H Fort Wayne	55 61	
									319	A Youngstown St.	54 70	
									319	H Youngstown St.	59 65	
LAST 12 Division I GAMES:												
142	N Wright St.	52 79	142	A Wright St.	51 62							
295	N Northern Ky.	72 60	295	A Northern Ky.	49 66							
290	A Valparaiso	63 72	319	H Youngstown St.	59 65							
26	A Green Bay	31 65	181	H Cleveland St.	59 63							
154	H Oakland	50 78	290	H Valparaiso	74 60							
140	H Detroit Mercy	63 62	295	H Northern Ky.	37 58							

Non-Div I Games: Lake Forest 84 48 Robert Morris (IL) 106 58

Ill.-Chicago

Loss, Non-Conf, S Site, H Home A Away N Neutral

Illinois

Through Games Of March 9, 2017

Average RPI Win:	204	WON-LOST	WINNING	LAST 10	STRENGTH OF	OPP. STRENGTH	TEAM	ADJ.	CONF.	ADJ CONF.
Average RPI Loss:	79	RECORD	PCT. RANK	GAMES	SCHEDULE	OF SCHEDULE	RPI	RPI	RPI	RPI
DIV. I ONLY	9- 22	285	1- 9	55	81	208	208	6	6	
DIV. I NON-CONF.	5- 8	218	0- 0	85	240	214	214	6	6	
TOTALS	RPI 1-25	RPI 26-50	W-L RECORDS	RPI 51-100	RPI 101-150	RPI 150+				
9- 22	0- 3	0- 4	OVERALL	2- 12	1- 0	6- 3				
8- 9	0- 1	0- 2	HOME	2- 4	1- 0	5- 2				
0- 12	0- 2	0- 2	AWAY	0- 7	0- 0	0- 1				
1- 1	0- 0	0- 0	NEUTRAL	0- 1	0- 0	1- 0				
5- 8	0- 0	0- 1	NON-CONFERENCE	1- 5	1- 0	3- 2				
5- 4	0- 0	0- 0	HOME	1- 2	1- 0	3- 2				
0- 4	0- 0	0- 1	AWAY	0- 3	0- 0	0- 0				
0- 0	0- 0	0- 0	NEUTRAL	0- 0	0- 0	0- 0				
4- 14	0- 3	0- 3	CONFERENCE	1- 7	0- 0	3- 1				
3- 5	0- 1	0- 2	HOME	1- 2	0- 0	2- 0				
0- 8	0- 2	0- 1	AWAY	0- 4	0- 0	0- 1				
1- 1	0- 0	0- 0	NEUTRAL	0- 1	0- 0	1- 0				

RPI S	Opponent	Score	RPI S	Opponent	Score	RPI S	Opponent	Score	RPI S	Opponent	Score	Team's RPI: 208
16	A Maryland	59 84	41	A Michigan St.	47 71	52	A George Washington	56 72	142	H Wright St.	76 72	
16	H Maryland	49 94	44	A Central Mich.	51 82	58	H Purdue	64 72	167	H Memphis	54 64	
25	A Ohio St.	64 88	47	H Michigan	70 86	58	N Purdue	58 72	196	H Nebraska	79 59	
			49	H Indiana	60 74	63	A Iowa	58 78	196	N Nebraska	79 70	
						63	H Iowa	70 65	209	A Wisconsin	55 59	
						67	A Northwestern	53 66	228	H Rutgers	78 41	
						70	A Ohio	68 80	249	H Marshall	53 55	
						72	A Minnesota	50 78	286	H Ark.-Pine Bluff	70 58	
						78	A South Dakota	68 77	315	H USC Upstate	77 57	
						85	A Penn St.	66 82	316	H Fort Wayne	56 33	
						85	H Penn St.	62 80				
						87	H Wake Forest	70 79				
						90	H FGCU	82 73				
						92	H Mercer	33 51				
LAST 12 Division I GAMES:												
58	N Purdue	58 72	16	A Maryland	59 84							
196	N Nebraska	79 70	58	H Purdue	64 72							
49	H Indiana	60 74	47	H Michigan	70 86							
209	A Wisconsin	55 59	85	A Penn St.	66 82							
67	A Northwestern	53 66	16	H Maryland	49 94							
85	H Penn St.	62 80	25	A Ohio St.	64 88							

Non-Div I Games:

Illinois

Loss, Non-Conf, S Site, H Home A Away N Neutral

Average RPI Win:	267	WON-LOST	WINNING	LAST 10	STRENGTH OF	OPP. STRENGTH	TEAM	ADJ.	CONF.	ADJ CONF.
Average RPI Loss:	151	RECORD	PCT. RANK	GAMES	SCHEDULE	OF SCHEDULE	RPI	RPI	RPI	RPI
DIV. I ONLY	8- 22	296	3- 7	245	181	310	310	16	16	
DIV. I NON-CONF.	3- 8	262	0- 0	244	179	300	300	14	14	
TOTALS	RPI 1-25	RPI 26-50	W-L RECORDS	RPI 51-100	RPI 101-150	RPI 150+				
8- 22	0- 0	0- 5	OVERALL	0- 2	0- 2	8- 13				
6- 9	0- 0	0- 2	HOME	0- 0	0- 2	6- 5				
1- 13	0- 0	0- 3	AWAY	0- 2	0- 0	1- 8				
1- 0	0- 0	0- 0	NEUTRAL	0- 0	0- 0	1- 0				
3- 8	0- 0	0- 1	NON-CONFERENCE	0- 2	0- 2	3- 3				
2- 4	0- 0	0- 0	HOME	0- 0	0- 2	2- 2				
1- 4	0- 0	0- 1	AWAY	0- 2	0- 0	1- 1				
0- 0	0- 0	0- 0	NEUTRAL	0- 0	0- 0	0- 0				
5- 14	0- 0	0- 4	CONFERENCE	0- 0	0- 0	5- 10				
4- 5	0- 0	0- 2	HOME	0- 0	0- 0	4- 3				
0- 9	0- 0	0- 2	AWAY	0- 0	0- 0	0- 7				
1- 0	0- 0	0- 0	NEUTRAL	0- 0	0- 0	1- 0				

RPI 1-25			RPI 26-50			RPI 51-100			RPI 101+			Team's RPI: 310			
RPI	S	Opponent	Score	RPI	S	Opponent	Score	RPI	S	Opponent	Score	RPI	S	Opponent	Score
				28	A	Drake	49 101	59	A	Western Ill.	50 80	133	H	Yale	45 59
				28	H	Drake	36 87	81	A	Northern Ill.	66 108	144	H	Milwaukee	60 68
				34	A	Arizona St.	40 76					152	A	Missouri St.	60 65
				50	A	UNI	51 82					152	H	Missouri St.	44 77
				50	H	UNI	40 78					169	A	Southern Ill.	48 57
												169	H	Southern Ill.	56 63
												179	A	Wichita St.	45 67
												179	H	Wichita St.	54 50
												193	H	George Mason	46 72
												202	A	SIUE	80 92
												209	H	Wisconsin	46 64
												232	A	Bradley	59 70
												232	H	Bradley	71 63
												237	A	Evansville	56 60
												237	H	Evansville	71 58
												250	A	Indiana St.	49 63
												250	H	Indiana St.	47 65
												250 N	Indiana St.	51 44	
												290	H	Valparaiso	77 56
												300	H	Eastern Ill.	60 49
												320	A	Ill.-Chicago	59 52
												326	A	Loyola Chicago	61 64
												326	H	Loyola Chicago	63 51
LAST 12 Division I GAMES:															
				250 N	Indiana St.	51 44		50	A	UNI	51 82				
				232	A	Bradley	59 70		28	A	Drake	49 101			
				237	A	Evansville	56 60		326	H	Loyola Chicago	63 51			
				169	A	Southern Ill.	48 57		250	H	Indiana St.	47 65			
				152	H	Missouri St.	44 77		169	H	Southern Ill.	56 63			
				179	H	Wichita St.	54 50		237	H	Evansville	71 58			

Non-Div I Games:

Illinois St.

Incarnate Word

Through Games Of March 9, 2017

Average RPI Win:	315	WON-LOST	WINNING	LAST 10	STRENGTH OF	OPP. STRENGTH	TEAM	ADJ.	CONF.	ADJ CONF.
Average RPI Loss:	205	RECORD	PCT. RANK	GAMES	SCHEDULE	OF SCHEDULE	RPI	RPI	RPI	RPI
DIV. I ONLY	7- 20	303	4- 6	338	283	333	333	27	27	
DIV. I NON-CONF.	0- 9	335	0- 0	330	224	349	349	27	27	
TOTALS	RPI 1-25	RPI 26-50	W-L RECORDS	RPI 51-100	RPI 101-150	RPI 150+				
7- 20	0- 0	0- 0	OVERALL	0- 2	0- 3	7- 15				
5- 6	0- 0	0- 0	HOME	0- 1	0- 1	5- 4				
2- 12	0- 0	0- 0	AWAY	0- 0	0- 0	2- 0				
0- 2	0- 0	0- 0	NEUTRAL	0- 0	0- 0	0- 2				
0- 9	0- 0	0- 0	NON-CONFERENCE	0- 0	0- 0	0- 9				
0- 2	0- 0	0- 0	HOME	0- 0	0- 0	0- 2				
0- 5	0- 0	0- 0	AWAY	0- 0	0- 0	0- 5				
0- 2	0- 0	0- 0	NEUTRAL	0- 0	0- 0	0- 2				
7- 11	0- 0	0- 0	CONFERENCE	0- 2	0- 3	7- 6				
5- 4	0- 0	0- 0	HOME	0- 1	0- 1	5- 2				
2- 7	0- 0	0- 0	AWAY	0- 1	0- 2	2- 4				
0- 0	0- 0	0- 0	NEUTRAL	0- 0	0- 0	0- 0				

RPI 1-25				RPI 26-50				RPI 51-100				RPI 101+				Team's RPI: 333	
RPI	S	Opponent	Score	RPI	S	Opponent	Score	RPI	S	Opponent	Score	RPI	S	Opponent	Score		
								97	A	Central Ark.	50	63	106	A	Abilene Christian	45	68
								99	H	SFA	75	94	106	H	Abilene Christian	66	75
													128	A	Lamar University	54	83
													159	H	Rice	43	60
													166	A	TCU	40	88
													168	A	Texas St.	50	67
													179	A	Wichita St.	63	73
													182	A	North Texas	61	84
													190	N	Utah St.	46	79
													219	A	New Orleans	58	84
													219	H	New Orleans	67	71
													264	N	Murray St.	68	72
													280	A	A&M-Corpus Christi	65	68
													280	H	A&M-Corpus Christi	63	56
													281	A	McNeese	61	78
													284	H	Eastern Mich.	47	66
													294	A	Nicholls St.	78	52
													294	H	Nicholls St.	69	63
													303	H	Northwestern St.	74	76
													323	A	Montana	56	61
													329	A	Southeastern La.	85	76
													329	H	Southeastern La.	96	56
													337	A	Houston Baptist	51	68
													337	H	Houston Baptist	69	54
													340	H	Sam Houston St.	82	55
LAST 12 Division I GAMES:																	
280	A	A&M-Corpus Christi	65	68	219	A	New Orleans	58	84								
106	A	Abilene Christian	45	68	337	H	Houston Baptist	69	54								
294	H	Nicholls St.	69	63	97	A	Central Ark.	50	63								
340	H	Sam Houston St.	82	55	106	H	Abilene Christian	66	75								
280	H	A&M-Corpus Christi	63	56	99	H	SFA	75	94								
281	A	McNeese	61	78	329	H	Southeastern La.	96	56								

Non-Div I Games: LSU-Alexandria 106 79 Tex. A&M-Kingsville 79 66

Incarnate Word

Loss, Non-Conf, S Site, H Home A Away N Neutral

Indiana

Through Games Of March 9, 2017

Average RPI Win:	156	WON-LOST	WINNING	LAST 10	STRENGTH OF	OPP. STRENGTH	TEAM	ADJ.	CONF.	ADJ CONF.
Average RPI Loss:	57	RECORD	PCT. RANK	GAMES	SCHEDULE	OF SCHEDULE	RPI	RPI	RPI	RPI
DIV. I ONLY	20- 10	85	6- 4	80	72	49	49	6	6	
DIV. I NON-CONF.	10- 3	54	0- 0	210	94	64	64	6	6	
TOTALS	RPI 1-25	RPI 26-50	W-L RECORDS	RPI 51-100	RPI 101-150	RPI 150+				
20- 10	0- 2	1- 5	OVERALL	8- 2	1- 0	10- 1				
12- 2	0- 2	1- 0	HOME	5- 0	1- 0	5- 0				
6- 7	0- 0	0- 5	AWAY	2- 1	0- 0	4- 1				
2- 1	0- 0	0- 0	NEUTRAL	1- 1	0- 0	1- 0				
10- 3	0- 0	0- 3	NON-CONFERENCE	2- 0	1- 0	7- 0				
6- 0	0- 0	0- 0	HOME	0- 0	1- 0	5- 0				
2- 3	0- 0	0- 3	AWAY	1- 0	0- 0	1- 0				
2- 0	0- 0	0- 0	NEUTRAL	1- 0	0- 0	1- 0				
10- 7	0- 2	1- 2	CONFERENCE	6- 2	0- 0	3- 1				
6- 2	0- 2	1- 0	HOME	5- 0	0- 0	0- 0				
4- 4	0- 0	0- 2	AWAY	1- 1	0- 0	3- 1				
0- 1	0- 0	0- 0	NEUTRAL	0- 1	0- 0	0- 0				

RPI 1-25				RPI 26-50				Team's RPI: 49		RPI 51-100				RPI 101+			
RPI	S	Opponent	Score	RPI	S	Opponent	Score		RPI	S	Opponent	Score	RPI	S	Opponent	Score	
16	H	Maryland	56 92	38	A	North Carolina St.	70 84		58	H	Purdue	74 60	111	H	Vanderbilt	94 61	
25	H	Ohio St.	82 92	40	A	Western Ky.	74 85		58	N	Purdue	60 66	154	H	Oakland	84 59	
				41	A	Michigan St.	60 69		63	H	Iowa	80 77	182	A	North Texas	94 64	
				46	A	Auburn	67 71		65	A	Chattanooga	79 76	196	A	Nebraska	64 67	
				47	A	Michigan	74 78		67	A	Northwestern	67 80	208	A	Illinois	74 60	
				47	H	Michigan	72 61		67	H	Northwestern	66 38	209	A	Wisconsin	78 54	
									72	H	Minnesota	78 62	226	H	Presbyterian	71 37	
									83	N	Florida	102 88	228	A	Rutgers	63 52	
									85	A	Penn St.	89 70	258	N	Stony Brook	74 60	
									85	H	Penn St.	72 66	290	H	Valparaiso	87 58	
													295	H	Northern Ky.	100 49	
													343	H	UMass Lowell	79 45	
LAST 12 Division I GAMES:																	
				58	N	Purdue	60 66		228	A	Rutgers	63 52					
				208	A	Illinois	74 60		16	H	Maryland	56 92					
				63	H	Iowa	80 77		41	A	Michigan St.	60 69					
				196	A	Nebraska	64 67		209	A	Wisconsin	78 54					
				47	H	Michigan	72 61		85	H	Penn St.	72 66					
				67	H	Northwestern	66 38		58	H	Purdue	74 60					

Non-Div I Games:

Indiana

 Loss,
 Non-Conf,
 S Site,
 H Home
 A Away
N Neutral

Average RPI Win:	244	WON-LOST	WINNING	LAST 10	STRENGTH OF	OPP. STRENGTH	TEAM	ADJ.	CONF.	ADJ CONF.
Average RPI Loss:	158	RECORD	PCT. RANK	GAMES	SCHEDULE	OF SCHEDULE	RPI	RPI	RPI	RPI
DIV. I ONLY	12- 18	225	2- 8	299	157	250	250	16	16	
DIV. I NON-CONF.	6- 5	148	0- 0	305	132	175	175	14	14	
TOTALS	RPI 1-25	RPI 26-50	W-L RECORDS	RPI 51-100	RPI 101-150	RPI 150+				
12- 18	0- 1	0- 4	OVERALL	1- 1	1- 1	10- 11				
5- 7	0- 0	0- 2	HOME	0- 1	1- 0	4- 4				
7- 10	0- 1	0- 2	AWAY	1- 0	0- 1	6- 6				
0- 1	0- 0	0- 0	NEUTRAL	0- 0	0- 0	0- 1				
6- 5	0- 1	0- 0	NON-CONFERENCE	1- 1	1- 1	4- 2				
2- 1	0- 0	0- 0	HOME	0- 1	1- 0	1- 0				
4- 4	0- 1	0- 0	AWAY	1- 0	0- 1	3- 2				
0- 0	0- 0	0- 0	NEUTRAL	0- 0	0- 0	0- 0				
6- 13	0- 0	0- 4	CONFERENCE	0- 0	0- 0	6- 9				
3- 6	0- 0	0- 2	HOME	0- 0	0- 0	3- 4				
3- 6	0- 0	0- 2	AWAY	0- 0	0- 0	3- 4				
0- 1	0- 0	0- 0	NEUTRAL	0- 0	0- 0	0- 1				

RPI	S	Opponent	Score	RPI	S	Opponent	Score	RPI	S	Opponent	Score	RPI	S	Opponent	Score	Team's RPI: 250
24	A	Missouri	48 77	28	A	Drake	62 76	62	H	IUPUI	35 45	143	H	Tulsa	72 68	
				28	H	Drake	45 64	93	A	Saint Louis	70 67	149	A	Omaha	45 72	
				50	A	UNI	47 59					152	A	Missouri St.	63 73	
				50	H	UNI	59 61					152	H	Missouri St.	46 49	
LAST 12 Division I GAMES:																
				310	N	Illinois St.	44 51	28	H	Drake	45 64	326	A	Loyola Chicago	48 38	
				237	H	Evansville	44 52	326	H	Loyola Chicago	53 32	326	H	Loyola Chicago	53 32	
				169	H	Southern Ill.	66 70	232	A	Bradley	41 54	338	A	Fla. Atlantic	67 70	
				179	A	Wichita St.	43 67	310	A	Illinois St.	65 47					
				152	A	Missouri St.	63 73	152	H	Missouri St.	46 49					
				50	H	UNI	59 61	179	H	Wichita St.	42 56					

Non-Div I Games:

Indiana St.

■ Loss,
■ Non-Conf,
■ S Site,
■ H Home
■ A Away
N Neutral

Average RPI Win: 224	WON-LOST	WINNING	LAST 10	STRENGTH OF	OPP. STRENGTH	TEAM	ADJ.	CONF.	ADJ CONF.
Average RPI Loss: 136	RECORD	PCT. RANK	GAMES	SCHEDULE	OF SCHEDULE	RPI	RPI	RPI	RPI
DIV. I ONLY	18- 13	122	5- 5	186	201	148	148	19	19
DIV. I NON-CONF.	5- 4	143	0- 0	135	206	137	137	17	17
TOTALS	RPI 1-25	RPI 26-50	W-L RECORDS	RPI 51-100	RPI 101-150	RPI 150+			
18- 13	0- 0	1- 2	OVERALL	0- 1	3- 4	14- 6			
11- 4	0- 0	1- 0	HOME	0- 0	2- 2	8- 2			
7- 8	0- 0	0- 1	AWAY	0- 1	1- 2	6- 4			
0- 1	0- 0	0- 1	NEUTRAL	0- 0	0- 0	0- 0			
5- 4	0- 0	0- 0	NON-CONFERENCE	0- 1	3- 2	2- 1			
4- 1	0- 0	0- 0	HOME	0- 0	2- 1	2- 0			
1- 3	0- 0	0- 0	AWAY	0- 1	1- 1	0- 1			
0- 0	0- 0	0- 0	NEUTRAL	0- 0	0- 0	0- 0			
13- 9	0- 0	1- 2	CONFERENCE	0- 0	0- 2	12- 5			
7- 3	0- 0	1- 0	HOME	0- 0	0- 1	6- 2			
6- 5	0- 0	0- 1	AWAY	0- 0	0- 1	6- 3			
0- 1	0- 0	0- 1	NEUTRAL	0- 0	0- 0	0- 0			

RPI S	Opponent	Score	RPI S	Opponent	Score	RPI S	Opponent	Score	RPI S	Opponent	Score	Team's RPI: 148
33	A Quinnipiac	45 53	33	H Quinnipiac	58 44	85	A Penn St.	67 80	107	A Rider	65 85	
33	N Quinnipiac	59 64	33	N Quinnipiac	59 64				107	H Rider	36 52	
									112	H Saint Joseph's	58 57	
									120	H Fordham	55 46	
									123	H Duquesne	58 61	
									135	A Navy	68 73	
									145	A VCU	59 57	
									164	A Fairfield	59 68	
									164	H Fairfield	65 55	
									176	A Siena	53 57	
									176	A Siena	67 47	
									176	H Siena	46 58	
									182	A North Texas	55 66	
									220	A Monmouth	65 75	
									220	H Monmouth	60 54	
									233	A Marist	48 37	
									233	H Marist	62 68	
									253	A Canisius	58 45	
									253	H Canisius	55 52	
									258	H Stony Brook	57 46	
									265	A Niagara	65 55	
									265	H Niagara	68 61	
									279	A Manhattan	76 62	
									279	H Manhattan	70 53	
									324	H St. Francis Brooklyn	62 46	
									328	A Saint Peter's	66 58	
LAST 12 Division I GAMES:												
33	N Quinnipiac	59 64	220	A Monmouth	65 75							
176	A Siena	67 47	107	H Rider	36 52							
176	A Siena	53 57	253	A Canisius	58 45							
328	H Saint Peter's	51 50	265	A Niagara	65 55							
164	H Fairfield	65 55	33	H Quinnipiac	58 44							
33	A Quinnipiac	45 53	233	A Marist	48 37							

Non-Div I Games:

Iona

RPI	S	Opponent	Score
328	H	Saint Peter's	51 50

Iona

Average RPI Win: 144	WON-LOST	WINNING	LAST 10	STRENGTH OF	OPP. STRENGTH	TEAM	ADJ.	CONF.	ADJ CONF.
Average RPI Loss: 50	RECORD	PCT. RANK	GAMES	SCHEDULE	OF SCHEDULE	RPI	RPI	RPI	RPI
DIV. I ONLY	17- 13	128	4- 6	23	68	63	63	6	6
DIV. I NON-CONF.	9- 4	85	0- 0	3	70	25	25	6	6
TOTALS	RPI 1-25	RPI 26-50	W-L RECORDS	RPI 51-100	RPI 101-150	RPI 150+			
17- 13	0- 5	3- 4	OVERALL	4- 3	1- 0	9- 1			
14- 3	0- 2	2- 1	HOME	4- 0	0- 0	8- 0			
2- 8	0- 2	0- 3	AWAY	0- 2	1- 0	1- 1			
1- 2	0- 1	1- 0	NEUTRAL	0- 1	0- 0	0- 0			
9- 4	0- 2	2- 2	NON-CONFERENCE	2- 0	1- 0	4- 0			
7- 2	0- 1	1- 1	HOME	2- 0	0- 0	4- 0			
1- 1	0- 0	0- 1	AWAY	0- 0	1- 0	0- 0			
1- 1	0- 1	1- 0	NEUTRAL	0- 0	0- 0	0- 0			
8- 9	0- 3	1- 2	CONFERENCE	2- 3	0- 0	5- 1			
7- 1	0- 1	1- 0	HOME	2- 0	0- 0	4- 0			
1- 7	0- 2	0- 2	AWAY	0- 2	0- 0	1- 1			
0- 1	0- 0	0- 0	NEUTRAL	0- 1	0- 0	0- 0			

RPI S	Opponent	Score	RPI S	Opponent	Score	RPI S	Opponent	Score	RPI S	Opponent	Score
2	H Notre Dame	58 73	28	A Drake	76 81	58	A Purdue	52 72	130	A North Dakota	75 60
10	N UCLA	65 78	37	H South Dakota St.	64 66	60	H Iowa St.	88 76	161	H Oral Roberts	96 76
16	A Maryland	81 100	41	H Michigan St.	87 83	67	H Northwestern	78 59	164	H Hampton	84 51
16	H Maryland	82 98	42	N James Madison	90 75	67	N Northwestern	73 78	192	H Robert Morris	81 60
25	A Ohio St.	81 88	47	A Michigan	70 72	72	H Minnesota	80 65	196	H Nebraska	75 72
			49	A Indiana	77 80	85	A Penn St.	58 71	208	A Illinois	65 70
			50	H UNI	88 39	96	H Kent St.	83 48	208	H Illinois	78 58
									209	H Wisconsin	71 60
									228	A Rutgers	71 59
									228	H Rutgers	71 57
									309	H Massachusetts	71 30
LAST 12 Division I GAMES:											
67	N Northwestern	73 78	41	H Michigan St.	87 83						
209	H Wisconsin	71 60	47	A Michigan	70 72						
49	A Indiana	77 80	228	H Rutgers	71 57						
58	A Purdue	52 72	16	A Maryland	81 100						
67	H Northwestern	78 59	72	H Minnesota	80 65						
25	A Ohio St.	81 88	228	A Rutgers	71 59						

Non-Div I Games:

Iowa

■ Loss,
■ Non-Conf,
■ S Site,
■ H Home
■ A Away
N Neutral

Average RPI Win: 144		WON-LOST	WINNING	LAST 10	STRENGTH OF	OPP. STRENGTH	TEAM	ADJ.	CONF.	ADJ CONF.
Average RPI Loss: 44		RECORD	PCT. RANK	GAMES	SCHEDULE	OF SCHEDULE	RPI	RPI	RPI	RPI
DIV. I ONLY		18- 12	114	7- 3	37	38	60	60	4	4
DIV. I NON-CONF.		9- 2	37	0- 0	93	217	61	61	3	3
TOTALS		RPI 1-25	RPI 26-50		W-L RECORDS		RPI 51-100	RPI 101-150	RPI 150+	
18- 12	2- 8	4- 0		OVERALL		2- 2	1- 1	9- 1		
15- 4	1- 4	3- 0		HOME		2- 0	1- 0	8- 0		
3- 7	1- 3	1- 0		AWAY		0- 2	0- 1	1- 1		
0- 1	0- 1	0- 0		NEUTRAL		0- 0	0- 0	0- 0		
9- 2	0- 1	2- 0		NON-CONFERENCE		1- 1	0- 0	6- 0		
9- 1	0- 1	2- 0		HOME		1- 0	0- 0	6- 0		
0- 1	0- 0	0- 0		AWAY		0- 1	0- 0	0- 0		
0- 0	0- 0	0- 0		NEUTRAL		0- 0	0- 0	0- 0		
9- 10	2- 7	2- 0		CONFERENCE		1- 1	1- 1	3- 1		
6- 3	1- 3	1- 0		HOME		1- 0	1- 0	2- 0		
3- 6	1- 3	1- 0		AWAY		0- 1	0- 1	1- 1		
0- 1	0- 1	0- 0		NEUTRAL		0- 0	0- 0	0- 0		

RPI S	Opponent	Score	RPI S	Opponent	Score	RPI S	Opponent	Score	RPI S	Opponent	Score
5	H Mississippi St.	81 85	28	H Drake	75 67	63	A Iowa	76 88	103	A Texas Tech	66 75
7	A Baylor	42 68	39	A West Virginia	80 55	81	H Northern Ill.	97 89	103	H Texas Tech	79 68
7	H Baylor	52 83	39	H West Virginia	68 53	82	A Oklahoma St.	59 71	166	A TCU	75 80
13	A Texas	70 66	50	H UNI	76 68	82	H Oklahoma St.	61 48	166	H TCU	72 69
13	H Texas	68 75							188	A Kansas	90 75
19	A Oklahoma	63 78							188	H Kansas	87 58
19	H Oklahoma	57 67							198	H Sacred Heart	76 56
22	A Kansas St.	68 80							214	H UC Santa Barbara	77 60
22	H Kansas St.	75 69							219	H New Orleans	100 63
22	N Kansas St.	67 74							296	H Savannah St.	74 51
									318	H Arkansas St.	105 53
									347	H Delaware St.	88 57
LAST 12 Division I GAMES:											
22	N Kansas St.	67 74	22	A Kansas St.	68 80						
82	H Oklahoma St.	61 48	39	A West Virginia	80 55						
13	A Texas	70 66	7	H Baylor	52 83						
188	A Kansas	90 75	166	H TCU	72 69						
39	H West Virginia	68 53	19	A Oklahoma	63 78						
103	H Texas Tech	79 68	22	H Kansas St.	75 69						

Non-Div I Games:

Iowa St.

Average RPI Win: 293		WON-LOST	WINNING	LAST 10	STRENGTH OF	OPP. STRENGTH	TEAM	ADJ.	CONF.	ADJ CONF.
Average RPI Loss: 248		RECORD	PCT. RANK	GAMES	SCHEDULE	OF SCHEDULE	RPI	RPI	RPI	RPI
DIV. I ONLY		8- 16	262	5- 5	349	343	334	334	30	30
DIV. I NON-CONF.		2- 4	230	0- 0	347	333	331	331	30	30
TOTALS	RPI 1-25	RPI 26-50		W-L RECORDS		RPI 51-100	RPI 101-150	RPI 150+		
8- 16	0- 0	0- 0		OVERALL		0- 0	0- 1	8- 15		
4- 6	0- 0	0- 0		HOME		0- 0	0- 0	4- 6		
3- 10	0- 0	0- 0		AWAY		0- 0	0- 0	3- 3		
1- 0	0- 0	0- 0		NEUTRAL		0- 0	0- 0	1- 0		
2- 4	0- 0	0- 0		NON-CONFERENCE		0- 0	0- 1	2- 3		
1- 0	0- 0	0- 0		HOME		0- 0	0- 0	1- 0		
0- 4	0- 0	0- 0		AWAY		0- 0	0- 1	0- 3		
1- 0	0- 0	0- 0		NEUTRAL		0- 0	0- 0	1- 0		
6- 12	0- 0	0- 0		CONFERENCE		0- 0	0- 0	6- 12		
3- 6	0- 0	0- 0		HOME		0- 0	0- 0	3- 6		
3- 6	0- 0	0- 0		AWAY		0- 0	0- 0	3- 6		
0- 0	0- 0	0- 0		NEUTRAL		0- 0	0- 0	0- 0		

[illegible]

Non-Div I Games:	Blue Mountain	86	54	LeMoyn	Owen	88	67	Lane	57	52	Fisk	93	54	Jackson St.
------------------	---------------	----	----	--------	------	----	----	------	----	----	------	----	----	-------------

Loss, Non-Conf, S Site, H Home A Away N Neutral

Jacksonville

Through Games Of March 9, 2017

Average RPI Win:	257	WON-LOST	WINNING	LAST 10	STRENGTH OF	OPP. STRENGTH	TEAM	ADJ.	CONF.	ADJ CONF.
Average RPI Loss:	73	RECORD	PCT. RANK	GAMES	SCHEDULE	OF SCHEDULE	RPI	RPI	RPI	RPI
DIV. I ONLY	20- 8	61	7- 3	224	206	95	95	24	24	
DIV. I NON-CONF.	8- 4	97	0- 0	123	123	68	68	24	24	
TOTALS	RPI 1-25	RPI 26-50	W-L RECORDS	RPI 51-100	RPI 101-150	RPI 150+				
20- 8	0- 1	0- 2	OVERALL	2- 4	1- 1	17- 0				
11- 1	0- 0	0- 0	HOME	1- 1	1- 0	9- 0				
7- 6	0- 1	0- 2	AWAY	0- 3	0- 0	7- 0				
2- 1	0- 0	0- 0	NEUTRAL	1- 0	0- 1	1- 0				
8- 4	0- 1	0- 2	NON-CONFERENCE	1- 0	1- 1	6- 0				
4- 0	0- 0	0- 0	HOME	0- 0	1- 0	3- 0				
2- 3	0- 1	0- 2	AWAY	0- 0	0- 0	2- 0				
2- 1	0- 0	0- 0	NEUTRAL	1- 0	0- 1	1- 0				
12- 4	0- 0	0- 0	CONFERENCE	1- 4	0- 0	11- 0				
7- 1	0- 0	0- 0	HOME	1- 1	0- 0	6- 0				
5- 3	0- 0	0- 0	AWAY	0- 3	0- 0	5- 0				
0- 0	0- 0	0- 0	NEUTRAL	0- 0	0- 0	0- 0				

RPI 1-25				RPI 26-50				RPI 51-100				Team's RPI: 95	RPI 101+			
RPI	S	Opponent	Score	RPI	S	Opponent	Score	RPI	S	Opponent	Score		RPI	S	Opponent	Score
12	A	Florida St.	47 90	30	A	South Fla.	52 64	73	N	UC Davis	61 54		119	N	North Carolina	57 87
				46	A	Auburn	41 53	90	A	FGCU	57 60		125	H	Troy	77 70
								90	A	FGCU	64 68		170	H	Bethune-Cookman	69 63
								90	H	FGCU	73 65		238	N	Wofford	66 60
								100	A	Stetson	47 57		241	H	South Ala.	62 55
								100	H	Stetson	49 65		271	A	Kennesaw St.	74 62
													271	H	Kennesaw St.	72 48
													293	A	North Florida	69 59
													293	H	North Florida	68 58
													294	H	Nicholls St.	76 71
													296	A	Savannah St.	55 40
													299	A	Lipscomb	73 67
													299	H	Lipscomb	84 60
													299	H	Lipscomb	91 64
													308	A	FIU	71 56
													315	A	USC Upstate	65 47
													315	H	USC Upstate	59 46
													321	A	NJIT	75 56
													321	H	NJIT	75 59
LAST 12 Division I GAMES:																
				90	A	FGCU	64 68	321	H	NJIT	75 59					
				299	H	Lipscomb	91 64	100	A	Stetson	47 57					
				293	A	North Florida	69 59	90	H	FGCU	73 65					
				271	A	Kennesaw St.	74 62	100	H	Stetson	49 65					
				299	A	Lipscomb	73 67	90	A	FGCU	57 60					
				315	H	USC Upstate	59 46	299	H	Lipscomb	84 60					

Non-Div I Games: Thomas (GA) 100 43 Johnson & Wales (FI110 31 Fla. Memorial 76 51

Jacksonville

Loss, Non-Conf, S Site, H Home A Away N Neutral

Average RPI Win:	271	WON-LOST	WINNING	LAST 10	STRENGTH OF	OPP. STRENGTH	TEAM	ADJ.	CONF.	ADJ CONF.
Average RPI Loss:	192	RECORD	PCT. RANK	GAMES	SCHEDULE	OF SCHEDULE	RPI	RPI	RPI	RPI
DIV. I ONLY	12- 15	207	5- 5	297	278	251	251	26	26	
DIV. I NON-CONF.	6- 5	148	0- 0	315	268	208	208	25	25	
TOTALS	RPI 1-25	RPI 26-50	W-L RECORDS	RPI 51-100	RPI 101-150	RPI 150+				
12- 15	0- 1	0- 0	OVERALL	0- 2	0- 2	12- 10				
7- 5	0- 0	0- 0	HOME	0- 1	0- 1	7- 3				
4- 10	0- 1	0- 0	AWAY	0- 1	0- 1	4- 7				
1- 0	0- 0	0- 0	NEUTRAL	0- 0	0- 0	1- 0				
6- 5	0- 1	0- 0	NON-CONFERENCE	0- 0	0- 2	6- 2				
2- 2	0- 0	0- 0	HOME	0- 0	0- 1	2- 1				
3- 3	0- 1	0- 0	AWAY	0- 0	0- 1	3- 1				
1- 0	0- 0	0- 0	NEUTRAL	0- 0	0- 0	1- 0				
6- 10	0- 0	0- 0	CONFERENCE	0- 2	0- 0	6- 8				
5- 3	0- 0	0- 0	HOME	0- 1	0- 0	5- 2				
1- 7	0- 0	0- 0	AWAY	0- 1	0- 0	1- 6				
0- 0	0- 0	0- 0	NEUTRAL	0- 0	0- 0	0- 0				

RPI	S	Opponent	Score	RPI	S	Opponent	Score	RPI	S	Opponent	Score	RPI	S	Opponent	Score	Team's RPI: 251
12	A	Florida St.	62 73					57	A	Belmont	52 61	113	H	Clemson	63 69	
								57	H	Belmont	53 54	116	A	Ole Miss	50 68	
												177	A	Morehead St.	82 85	
												177	H	Morehead St.	69 68	
												202	A	SIUE	62 69	
												219	H	New Orleans	79 81	
												221	A	UT Martin	83 94	
												247	H	Ga. Southern	67 55	
												252	A	Tennessee St.	51 64	
												252	H	Tennessee St.	69 56	
												262	H	Austin Peay	65 45	
												264	H	Murray St.	64 71	
												266	H	Southeast Mo. St.	58 65	
												270	A	Eastern Ky.	54 49	
												270	H	Eastern Ky.	71 61	
												271	A	Kennesaw St.	65 59	
												282	A	Tennessee Tech	54 56	
												282	H	Tennessee Tech	57 44	
												294	H	Nicholls St.	75 52	
												296	A	Savannah St.	64 57	
												300	A	Eastern Ill.	67 71	
												306	A	Alcorn	70 66	
												325	N	Florida A&M	66 54	
												338	A	Fla. Atlantic	55 63	
LAST 12 Division I GAMES:																
177	A	Morehead St.	82 85	266	H	Southeast Mo. St.	58 65									
270	H	Eastern Ky.	71 61	177	H	Morehead St.	69 68									
282	H	Tennessee Tech	57 44	270	A	Eastern Ky.	54 49									
252	H	Tennessee St.	69 56	252	A	Tennessee St.	51 64									
57	A	Belmont	52 61	57	H	Belmont	53 54									
202	A	SIUE	62 69	282	A	Tennessee Tech	54 56									

Non-Div I Games: Brewton Parker 89 26

Jacksonville St.

Loss, Non-Conf, S Site, H Home A Away N Neutral

Average RPI Win: 159	WON-LOST	WINNING	LAST 10	STRENGTH OF	OPP. STRENGTH	TEAM	ADJ.	CONF.	ADJ CONF.
Average RPI Loss: 101	RECORD	PCT. RANK	GAMES	SCHEDULE	OF SCHEDULE	RPI	RPI	RPI	RPI
DIV. I ONLY	23- 7	35	9- 1	105	85	42	42	9	9
DIV. I NON-CONF.	7- 4	114	0- 0	117	19	78	78	8	8
TOTALS	RPI 1-25	RPI 26-50	W-L RECORDS	RPI 51-100	RPI 101-150	RPI 150+			
23- 7	0- 2	2- 0	OVERALL	3- 2	4- 1	14- 2			
11- 3	0- 1	1- 0	HOME	2- 0	1- 1	7- 1			
11- 3	0- 1	1- 0	AWAY	1- 1	3- 0	6- 1			
1- 1	0- 0	0- 0	NEUTRAL	0- 1	0- 0	1- 0			
7- 4	0- 2	0- 0	NON-CONFERENCE	1- 2	1- 0	5- 0			
3- 1	0- 1	0- 0	HOME	1- 0	0- 0	2- 0			
3- 2	0- 1	0- 0	AWAY	0- 1	1- 0	2- 0			
1- 1	0- 0	0- 0	NEUTRAL	0- 1	0- 0	1- 0			
16- 3	0- 0	2- 0	CONFERENCE	2- 0	3- 1	9- 2			
8- 2	0- 0	1- 0	HOME	1- 0	1- 1	5- 1			
8- 1	0- 0	1- 0	AWAY	1- 0	2- 0	4- 1			
0- 0	0- 0	0- 0	NEUTRAL	0- 0	0- 0	0- 0			

RPI 1-25				RPI 26-50				Team's RPI: 42	RPI 51-100				RPI 101+			
RPI	S	Opponent	Score	RPI	S	Opponent	Score		RPI	S	Opponent	Score	RPI	S	Opponent	Score
12	A	Florida St.	64 84	29	A	Elon	76 70		63	N	Iowa	75 90	112	A	Saint Joseph's	85 72
20	H	Tennessee	69 81	29	H	Elon	61 54		68	A	St. John's (NY)	63 74	121	A	William & Mary	79 64
									77	A	Drexel	74 64	121	H	William & Mary	53 62
									77	H	Drexel	54 47	137	A	Delaware	66 51
									87	H	Wake Forest	83 76	137	H	Delaware	77 42
													157	N	Idaho St.	83 53
													158	A	Northeastern	67 49
													158	H	Northeastern	74 54
													164	H	Hampton	71 50
													178	A	Hofstra	61 50
													178	H	Hofstra	93 57
													212	A	Towson	51 54
													212	H	Towson	55 60
													215	A	Col. of Charleston	84 78
													215	A	UNCW	70 59
													215	H	UNCW	52 27
													215	H	UNCW	73 51
													215	H	Col. of Charleston	74 60
													225	A	Liberty	62 48
													228	A	Rutgers	82 76
													324	H	St. Francis Brooklyn	83 57
LAST 12 Division I GAMES:																
215	H	UNCW	52 27	29	H	Elon	61 54		137	H	Delaware	77 42				
215	H	Col. of Charleston	74 60	158	A	Northeastern	67 49		178	A	Hofstra	61 50				
121	H	William & Mary	53 62	121	A	William & Mary	79 64		77	H	Drexel	54 47				
77	A	Drexel	74 64													
215	A	Col. of Charleston	84 78													
215	A	UNCW	70 59													

Non-Div I Games:

James Madison

■ Loss,
■ Non-Conf, S Site,
■ Home
■ Away
N Neutral

Average RPI Win:	158	WON-LOST	WINNING	LAST 10	STRENGTH OF	OPP. STRENGTH	TEAM	ADJ.	CONF.	ADJ CONF.
Average RPI Loss:	62	RECORD	PCT. RANK	GAMES	SCHEDULE	OF SCHEDULE	RPI	RPI	RPI	RPI
DIV. I ONLY	8- 22	296	2- 8	35	26	188	188	4	4	
DIV. I NON-CONF.	6- 5	148	0- 0	96	116	151	151	3	3	
TOTALS	RPI 1-25	RPI 26-50	W-L RECORDS	RPI 51-100	RPI 101-150	RPI 150+				
8- 22	0- 9	0- 3	OVERALL	1- 4	3- 3	4- 3				
7- 10	0- 4	0- 2	HOME	1- 1	3- 1	3- 2				
1- 11	0- 5	0- 1	AWAY	0- 2	0- 2	1- 1				
0- 1	0- 0	0- 0	NEUTRAL	0- 1	0- 0	0- 0				
6- 5	0- 1	0- 1	NON-CONFERENCE	0- 0	2- 2	4- 1				
5- 3	0- 0	0- 1	HOME	0- 0	2- 1	3- 1				
1- 2	0- 1	0- 0	AWAY	0- 0	0- 1	1- 0				
0- 0	0- 0	0- 0	NEUTRAL	0- 0	0- 0	0- 0				
2- 17	0- 8	0- 2	CONFERENCE	1- 4	1- 1	0- 2				
2- 7	0- 4	0- 1	HOME	1- 1	1- 0	0- 1				
0- 9	0- 4	0- 1	AWAY	0- 2	0- 1	0- 1				
0- 1	0- 0	0- 0	NEUTRAL	0- 1	0- 0	0- 0				

RPI S Opponent	Score	RPI S Opponent	Score	RPI S Opponent	Score	RPI S Opponent	Score	Team's RPI: 188
7 A Baylor	43 90	39 A West Virginia	54 73	60 A Iowa St.	58 87	101 H SMU	63 75	
7 H Baylor	43 92	39 H West Virginia	51 62	60 H Iowa St.	75 90	103 A Texas Tech	60 75	
13 A Texas	42 75	43 H Harvard	59 69	82 A Oklahoma St.	70 74	103 H Texas Tech	66 60	
13 H Texas	54 66			82 H Oklahoma St.	67 49	130 H North Dakota	76 71	
19 A Oklahoma	52 89			82 N Oklahoma St.	75 79	131 A Alabama	65 71	
19 H Oklahoma	54 84					132 H Arizona	75 51	
22 A Kansas St.	60 73					152 H Missouri St.	64 87	
22 H Kansas St.	54 61					161 H Oral Roberts	64 56	
23 A Creighton	49 69					166 A TCU	68 83	
						166 H TCU	68 80	
						167 A Memphis	68 58	
						187 H UC Riverside	90 84	
						301 H Rhode Island	72 36	
LAST 12 Division I GAMES:								
82 N Oklahoma St.	75 79	82 H Oklahoma St.	67 49					
39 A West Virginia	54 73	166 H TCU	68 80					
22 H Kansas St.	54 61	19 A Oklahoma	52 89					
60 H Iowa St.	75 90	103 H Texas Tech	66 60					
103 A Texas Tech	60 75	82 A Oklahoma St.	70 74					
13 A Texas	42 75	166 A TCU	68 83					

Non-Div I Games:

Kansas

■ Loss,
■ Non-Conf,
■ S Site,
■ H Home
■ A Away
N Neutral

Average RPI Win: 120		WON-LOST	WINNING	LAST 10	STRENGTH OF	OPP. STRENGTH	TEAM	ADJ.	CONF.	ADJ CONF.
Average RPI Loss: 22		RECORD	PCT. RANK	GAMES	SCHEDULE	OF SCHEDULE	RPI	RPI	RPI	RPI
DIV. I ONLY		22- 10	76	6- 4	19	10	22	22	4	4
DIV. I NON-CONF.		10- 2	32	0- 0	54	29	18	18	3	3
TOTALS		RPI 1-25	RPI 26-50		W-L RECORDS		RPI 51-100	RPI 101-150	RPI 150+	
22- 10	1- 7	4- 2		OVERALL		5- 1	6- 0	6- 0		
13- 3	1- 3	2- 0		HOME		3- 0	4- 0	3- 0		
5- 6	0- 3	0- 2		AWAY		1- 1	2- 0	2- 0		
4- 1	0- 1	2- 0		NEUTRAL		1- 0	0- 0	1- 0		
10- 2	0- 1	3- 1		NON-CONFERENCE		1- 0	4- 0	2- 0		
6- 1	0- 1	1- 0		HOME		1- 0	3- 0	1- 0		
1- 1	0- 0	0- 1		AWAY		0- 0	1- 0	0- 0		
3- 0	0- 0	2- 0		NEUTRAL		0- 0	0- 0	1- 0		
12- 8	1- 6	1- 1		CONFERENCE		4- 1	2- 0	4- 0		
7- 2	1- 2	1- 0		HOME		2- 0	1- 0	2- 0		
4- 5	0- 3	0- 1		AWAY		1- 1	1- 0	2- 0		
1- 1	0- 1	0- 0		NEUTRAL		1- 0	0- 0	0- 0		

RPI	S	Opponent	Score	RPI	S	Opponent	Score	RPI	S	Opponent	Score	RPI	S	Opponent	Score
1	H	UConn	58 75	36	N	LSU	69 54	60	A	Iowa St.	69 75	103	A	Texas Tech	65 53
7	A	Baylor	57 87	38	N	North Carolina St.	67 50	60	H	Iowa St.	80 68	103	H	Texas Tech	68 54
7	H	Baylor	49 91	39	A	West Virginia	59 66	60	N	Iowa St.	74 67	115	H	Princeton	60 42
7	N	Baylor	71 88	39	H	West Virginia	86 71	82	A	Oklahoma St.	63 43	128	H	Lamar University	68 43
13	A	Texas	58 63	46	H	Auburn	71 66	82	H	Oklahoma St.	74 69	143	H	Tulsa	82 62
13	H	Texas	61 69	50	A	UNI	59 67	84	H	UT Arlington	62 49	149	A	Omaha	70 57
19	A	Oklahoma	80 85									166	A	TCU	68 65
19	H	Oklahoma	79 71									166	H	TCU	74 63
												188	A	Kansas	61 54
												188	H	Kansas	73 60
												302	N	UTEP	61 40
												344	H	Chicago St.	83 33
LAST 12 Division I GAMES:															
		7 N Baylor	71 88			39 A West Virginia	59 66								
		60 N Iowa St.	74 67			60 H Iowa St.	80 68								
		13 H Texas	61 69			13 A Texas	58 63								
		188 A Kansas	61 54			103 A Texas Tech	65 53								
		19 H Oklahoma	79 71			82 H Oklahoma St.	74 69								
		166 A TCU	68 65			7 H Baylor	49 91								

Non-Div I Games:

Kansas St.

Average RPI Win:	307	WON-LOST	WINNING	LAST 10	STRENGTH OF	OPP. STRENGTH	TEAM	ADJ.	CONF.	ADJ CONF.
Average RPI Loss:	148	RECORD	PCT. RANK	GAMES	SCHEDULE	OF SCHEDULE	RPI	RPI	RPI	RPI
DIV. I ONLY	10- 20	262	6- 4	201	263	271	271	24	24	
DIV. I NON-CONF.	1- 13	334	0- 0	213	250	338	338	24	24	
TOTALS	RPI 1-25	RPI 26-50	W-L RECORDS	RPI 51-100	RPI 101-150	RPI 150+				
10- 20	0- 1	0- 0	OVERALL	0- 10	0- 1	10- 8				
6- 8	0- 1	0- 0	HOME	0- 4	0- 0	6- 3				
4- 9	0- 0	0- 0	AWAY	0- 1	0- 0	4- 0				
0- 3	0- 0	0- 0	NEUTRAL	0- 0	0- 0	0- 3				
1- 13	0- 1	0- 0	NON-CONFERENCE	0- 3	0- 1	1- 8				
1- 5	0- 1	0- 0	HOME	0- 1	0- 0	1- 3				
0- 5	0- 0	0- 0	AWAY	0- 2	0- 1	0- 2				
0- 3	0- 0	0- 0	NEUTRAL	0- 0	0- 0	0- 3				
9- 7	0- 0	0- 0	CONFERENCE	0- 7	0- 0	9- 0				
5- 3	0- 0	0- 0	HOME	0- 3	0- 0	5- 0				
4- 4	0- 0	0- 0	AWAY	0- 4	0- 0	4- 0				
0- 0	0- 0	0- 0	NEUTRAL	0- 0	0- 0	0- 0				

RPI 1-25				RPI 26-50				RPI 51-100				RPI 101+ Team's RPI: 271			
RPI	S	Opponent	Score	RPI	S	Opponent	Score	RPI	S	Opponent	Score	RPI	S	Opponent	Score
18	H	Temple	38 79					61	H	Georgia Tech	49 86	111	A	Vanderbilt	54 86
								86	A	Georgia	40 82	177	H	Morehead St.	50 71
								90	A	FGCU	35 69	204	N	Xavier	52 75
								90	H	FGCU	56 75	207	N	Portland St.	61 71
								92	A	Mercer	46 61	238	H	Wofford	49 78
								95	A	Jacksonville	48 72	251	H	Jacksonville St.	59 65
								95	H	Jacksonville	62 74	260	A	Georgia St.	59 62
								100	A	Stetson	43 60	262	A	Austin Peay	49 68
								100	A	Stetson	48 78	293	A	North Florida	67 61
								100	H	Stetson	56 65	293	H	North Florida	52 48
												296	H	Savannah St.	72 60
												299	A	Lipscomb	70 55
												299	H	Lipscomb	96 69
												315	A	USC Upstate	79 71
												315	H	USC Upstate	74 67
												318	N	Arkansas St.	67 70
												321	A	NJIT	66 56
												321	H	NJIT	75 64
												321	H	NJIT	62 60
LAST 12 Division I GAMES:															
100	A	Stetson	48 78	90	A	FGCU	35 69								
321	H	NJIT	62 60	321	A	NJIT	66 56								
299	H	Lipscomb	96 69	315	H	USC Upstate	74 67								
95	H	Jacksonville	62 74	321	H	NJIT	75 64								
293	H	North Florida	52 48	315	A	USC Upstate	79 71								
100	A	Stetson	43 60	293	A	North Florida	67 61								

Non-Div I Games:

Kennesaw St.

■ Loss,
 ■ Non-Conf,
 ■ S Site,
 ■ Home
 ■ Away
 N Neutral

Average RPI Win:	203	WON-LOST	WINNING	LAST 10	STRENGTH OF	OPP. STRENGTH	TEAM	ADJ.	CONF.	ADJ CONF.
Average RPI Loss:	82	RECORD	PCT. RANK	GAMES	SCHEDULE	OF SCHEDULE	RPI	RPI	RPI	RPI
DIV. I ONLY	19- 12	109	8- 2	99	114	96	96	10	10	
DIV. I NON-CONF.	6- 6	165	0- 0	84	173	136	136	11	11	
TOTALS	RPI 1-25	RPI 26-50	W-L RECORDS	RPI 51-100	RPI 101-150	RPI 150+				
19- 12	0- 1	0- 2	OVERALL	5- 6	1- 2	13- 1				
11- 3	0- 0	0- 1	HOME	3- 1	0- 0	8- 1				
7- 6	0- 0	0- 0	AWAY	1- 4	1- 2	5- 0				
1- 3	0- 1	0- 1	NEUTRAL	1- 1	0- 0	0- 0				
6- 6	0- 1	0- 1	NON-CONFERENCE	1- 2	1- 1	4- 1				
4- 1	0- 0	0- 0	HOME	0- 0	0- 0	4- 1				
1- 3	0- 0	0- 0	AWAY	0- 2	1- 1	0- 0				
1- 2	0- 1	0- 1	NEUTRAL	1- 0	0- 0	0- 0				
13- 6	0- 0	0- 1	CONFERENCE	4- 4	0- 1	9- 0				
7- 2	0- 0	0- 1	HOME	3- 1	0- 0	4- 0				
6- 3	0- 0	0- 0	AWAY	1- 2	0- 1	5- 0				
0- 1	0- 0	0- 0	NEUTRAL	0- 1	0- 0	0- 0				

RPI 1-25				RPI 26-50				RPI 51-100				Team's RPI: 96	RPI 101+			
RPI	S	Opponent	Score	RPI	S	Opponent	Score	RPI	S	Opponent	Score		RPI	S	Opponent	Score
7	N	Baylor	42 84	40	N	Western Ky.	73 79	55	H	Toledo	70 60		118	A	Ball St.	47 71
				44	H	Central Mich.	78 91	55	N	Toledo	63 67		140	A	Detroit Mercy	52 73
								63	A	Iowa	48 83		142	A	Wright St.	79 69
								70	A	Ohio	68 65		160	A	Western Mich.	71 67
								70	H	Ohio	83 77		192	H	Robert Morris	65 68
								72	A	Minnesota	62 92		232	H	Bradley	77 52
								81	A	Northern Ill.	72 93		234	A	Akron	72 58
								81	H	Northern Ill.	97 98		234	H	Akron	73 69
								90	N	FGCU	77 64		246	A	Miami (OH)	78 51
								91	A	Buffalo	62 77		246	H	Miami (OH)	84 66
								91	H	Buffalo	80 71		255	A	Bowling Green	70 60
													255	H	Bowling Green	80 78
													270	H	Eastern Ky.	80 67
													284	A	Eastern Mich.	86 67
													284	H	Eastern Mich.	83 65
													316	H	Fort Wayne	66 55
													319	H	Youngstown St.	75 60
LAST 12 Division I GAMES:																
				55	N	Toledo	63 67	234	A	Akron	72 58					
				91	H	Buffalo	80 71	284	H	Eastern Mich.	83 65					
				246	A	Miami (OH)	78 51	91	A	Buffalo	62 77					
				234	H	Akron	73 69	246	H	Miami (OH)	84 66					
				255	A	Bowling Green	70 60	255	H	Bowling Green	80 78					
				70	H	Ohio	83 77	81	A	Northern Ill.	72 93					

Non-Div I Games:

Kent St.

■ Loss,
■ Non-Conf,
■ S Site,
■ H Home
■ A Away
N Neutral

Average RPI Win:	94	WON-LOST	WINNING	LAST 10	STRENGTH OF	OPP. STRENGTH	TEAM	ADJ.	CONF.	ADJ CONF.
Average RPI Loss:	24	RECORD	PCT. RANK	GAMES	SCHEDULE	OF SCHEDULE	RPI	RPI	RPI	RPI
DIV. I ONLY	21- 10	79	6- 4	3	11	14	14	2	2	
DIV. I NON-CONF.	9- 4	85	0- 0	5	24	16	16	2	2	
TOTALS	RPI 1-25	RPI 26-50	W-L RECORDS	RPI 51-100	RPI 101-150	RPI 150+				
21- 10	4- 8	2- 1	OVERALL	5- 0	7- 1	3- 0				
15- 3	4- 2	0- 1	HOME	4- 0	5- 0	2- 0				
5- 6	0- 5	2- 0	AWAY	1- 0	1- 1	1- 0				
1- 1	0- 1	0- 0	NEUTRAL	0- 0	1- 0	0- 0				
9- 4	2- 2	0- 1	NON-CONFERENCE	2- 0	3- 1	2- 0				
9- 1	2- 0	0- 1	HOME	2- 0	3- 0	2- 0				
0- 3	0- 2	0- 0	AWAY	0- 0	0- 1	0- 0				
0- 0	0- 0	0- 0	NEUTRAL	0- 0	0- 0	0- 0				
12- 6	2- 6	2- 0	CONFERENCE	3- 0	4- 0	1- 0				
6- 2	2- 2	0- 0	HOME	2- 0	2- 0	0- 0				
5- 3	0- 3	2- 0	AWAY	1- 0	1- 0	1- 0				
1- 1	0- 1	0- 0	NEUTRAL	0- 0	1- 0	0- 0				

RPI	S	Opponent	Score	RPI	S	Opponent	Score	RPI	S	Opponent	Score	RPI	S	Opponent	Score
3	A	South Carolina	87 95	34	H	Arizona St.	71 73	76	H	New Hampshire	92 43	102	H	Washington St.	69 67
3	H	South Carolina	63 75	36	A	LSU	55 42	80	H	Middle Tenn.	61 48	108	A	Colorado	69 79
3	N	South Carolina	77 89	46	A	Auburn	64 60	83	H	Florida	67 48	111	H	Vanderbilt	71 63
5	H	Mississippi St.	78 75					86	A	Georgia	66 56	114	H	Albany (NY)	70 46
8	A	Duke	54 69					86	H	Georgia	82 61	116	H	Ole Miss	89 57
11	A	Louisville	67 69									124	H	Radford	59 36
15	H	Miami (FL)	82 66									131	A	Alabama	71 54
19	H	Oklahoma	82 68									131	N	Alabama	65 55
20	A	Tennessee	65 72									173	A	Arkansas	69 62
21	H	Texas A&M	68 77									177	H	Morehead St.	74 47
24	A	Missouri	67 73									230	H	Samford	80 57
24	H	Missouri	64 62												
LAST 12 Division I GAMES:															
		3 N South Carolina	77 89			86 A Georgia	66 56								
		131 N Alabama	65 55			111 H Vanderbilt	71 63								
		3 A South Carolina	87 95			3 H South Carolina	63 75								
		5 H Mississippi St.	78 75			24 A Missouri	67 73								
		83 H Florida	67 48			116 H Ole Miss	89 57								
		173 A Arkansas	69 62			46 A Auburn	64 60								

Non-Div I Games:

Kentucky

■ Loss,
■ Non-Conf, S Site,
■ Home
■ Away
N Neutral

Average RPI Win:	310	WON-LOST	WINNING	LAST 10	STRENGTH OF	OPP. STRENGTH	TEAM	ADJ.	CONF.	ADJ CONF.
Average RPI Loss:	226	RECORD	PCT. RANK	GAMES	SCHEDULE	OF SCHEDULE	RPI	RPI	RPI	RPI
DIV. I ONLY	6- 23	316	3- 7	310	342	336	336	31	31	
DIV. I NON-CONF.	1- 10	325	0- 1	186	308	332	332	32	32	
TOTALS	RPI 1-25	RPI 26-50	W-L RECORDS	RPI 51-100	RPI 101-150	RPI 150+				
6- 23	0- 1	0- 0	OVERALL	0- 0	0- 2	6- 20				
3- 11	0- 0	0- 0	HOME	0- 0	0- 1	3- 10				
3- 10	0- 1	0- 0	AWAY	0- 0	0- 0	3- 9				
0- 2	0- 0	0- 0	NEUTRAL	0- 0	0- 1	0- 1				
1- 10	0- 1	0- 0	NON-CONFERENCE	0- 0	0- 2	1- 7				
1- 4	0- 0	0- 0	HOME	0- 0	0- 1	1- 3				
0- 4	0- 1	0- 0	AWAY	0- 0	0- 0	0- 3				
0- 2	0- 0	0- 0	NEUTRAL	0- 0	0- 1	0- 1				
5- 13	0- 0	0- 0	CONFERENCE	0- 0	0- 0	5- 13				
2- 7	0- 0	0- 0	HOME	0- 0	0- 0	2- 7				
3- 6	0- 0	0- 0	AWAY	0- 0	0- 0	3- 6				
0- 0	0- 0	0- 0	NEUTRAL	0- 0	0- 0	0- 0				

RPI 1-25			RPI 26-50			RPI 51-100			RPI 101+ Team's RPI: 336		
RPI	S	Opponent	Score	RPI	S	RPI	S	Opponent	Score		
25	A	Ohio St.	54 113						133	H	Yale 44 75
									144	N	Milwaukee 50 88
									156	H	Army West Point 47 68
									192	A	Robert Morris 42 83
									192	H	Robert Morris 54 64
									193	H	George Mason 48 64
									194	A	Columbia 57 66
									197	A	Seton Hall 59 77
									198	A	Sacred Heart 48 66
									198	H	Sacred Heart 41 51
									210	H	UMBC 45 57
									242	A	Saint Francis (PA) 52 66
									242	H	Saint Francis (PA) 30 74
									244	A	Bryant 53 57
									244	H	Bryant 53 62
									258	H	Stony Brook 58 48
									273	A	Colgate 61 76
									288	A	Mt. St. Mary's 43 56
									288	H	Mt. St. Mary's 63 60
									305	A	Central Conn. St. 68 62
									305	H	Central Conn. St. 71 76
									321	N	NJIT 48 50
									324	A	St. Francis Brooklyn 62 58
									324	H	St. Francis Brooklyn 54 56
									339	A	Fairleigh Dickinson 46 64
									339	H	Fairleigh Dickinson 54 67
LAST 12 Division I GAMES:											
321	N	NJIT	48 50	339	H	Fairleigh Dickinson	54 67				
341	A	Wagner	63 58	192	H	Robert Morris	54 64				
288	A	Mt. St. Mary's	43 56	242	H	Saint Francis (PA)	30 74				
324	A	St. Francis Brooklyn	62 58	305	A	Central Conn. St.	68 62				
198	H	Sacred Heart	41 51	198	A	Sacred Heart	48 66				
244	A	Bryant	53 57	341	H	Wagner	69 64				

Non-Div I Games:

LIU Brooklyn

RPI	S	Opponent	Score	
341	A	Wagner	63	58
341	H	Wagner	69	64

LIU Brooklyn

LIU
Brooklyn

LIU
Brooklyn

Average RPI Win:	131	WON-LOST	WINNING	LAST 10	STRENGTH OF	OPP. STRENGTH	TEAM	ADJ.	CONF.	ADJ CONF.
Average RPI Loss:	30	RECORD	PCT. RANK	GAMES	SCHEDULE	OF SCHEDULE	RPI	RPI	RPI	RPI
DIV. I ONLY	20- 11	97	5- 5	31	14	36	36	2	2	
DIV. I NON-CONF.	11- 2	23	0- 0	76	20	35	35	2	2	
TOTALS	RPI 1-25	RPI 26-50	W-L RECORDS	RPI 51-100	RPI 101-150	RPI 150+				
20- 11	2- 8	2- 1	OVERALL	3- 1	6- 1	7- 0				
13- 3	2- 3	1- 0	HOME	3- 0	2- 0	5- 0				
3- 6	0- 0	0- 0	AWAY	0- 0	2- 0	1- 0				
4- 2	0- 2	1- 0	NEUTRAL	0- 0	2- 0	1- 0				
11- 2	0- 2	2- 0	NON-CONFERENCE	2- 0	2- 0	5- 0				
7- 1	0- 1	1- 0	HOME	2- 0	0- 0	4- 0				
1- 0	0- 0	0- 0	AWAY	0- 0	1- 0	0- 0				
3- 1	0- 1	1- 0	NEUTRAL	0- 0	1- 0	1- 0				
9- 9	2- 6	0- 1	CONFERENCE	1- 1	4- 1	2- 0				
6- 2	2- 2	0- 0	HOME	1- 0	2- 0	1- 0				
2- 6	0- 3	0- 1	AWAY	0- 1	1- 1	1- 0				
1- 1	0- 1	0- 0	NEUTRAL	0- 0	1- 0	0- 0				

RPI S	Opponent	Score	RPI S	Opponent	Score	RPI S	Opponent	Score	RPI S	Opponent	Score
1	H UConn	53 76	38	N North Carolina St.	59 58	75	H Tulane	69 51	111	A Vanderbilt	68 70
3	H South Carolina	61 84	45	H Little Rock	69 49	83	H Florida	78 67	111	H Vanderbilt	64 58
5	A Mississippi St.	48 74	46	A Auburn	49 54	86	A Georgia	65 70	116	A Ole Miss	62 51
5	N Mississippi St.	61 78				87	H Wake Forest	60 57	116	N Ole Miss	65 49
14	H Kentucky	42 55							119	N North Carolina	70 43
20	A Tennessee	58 77							131	H Alabama	48 41
21	A Texas A&M	52 54							138	A Louisiana Tech	77 73
21	H Texas A&M	67 63							159	H Rice	66 55
22	N Kansas St.	54 69							166	H TCU	67 61
24	H Missouri	80 71							173	A Arkansas	53 52
									173	H Arkansas	53 46
									205	H Alabama St.	93 40
									302	N UTEP	78 45
									340	H Sam Houston St.	89 41
LAST 12 Division I GAMES:											
5	N Mississippi St.	61 78	111	A Vanderbilt	68 70						
116	N Ole Miss	65 49	116	A Ole Miss	62 51						
111	H Vanderbilt	64 58	131	H Alabama	48 41						
46	A Auburn	49 54	20	A Tennessee	58 77						
86	A Georgia	65 70	173	H Arkansas	53 46						
21	H Texas A&M	67 63	21	A Texas A&M	52 54						

Non-Div I Games:

LSU

■ Loss,
 ■ Non-Conf,
 ■ S Site,
 ■ Home
 ■ A Away
 N Neutral

Average RPI Win: 233		WON-LOST	WINNING	LAST 10	STRENGTH OF	OPP. STRENGTH	TEAM	ADJ.	CONF.	ADJ CONF.
Average RPI Loss: 108		RECORD	PCT. RANK	GAMES	SCHEDULE	OF SCHEDULE	RPI	RPI	RPI	RPI
DIV. I ONLY		17- 13	128	5- 5	243	116	171	171	12	12
DIV. I NON-CONF.		7- 5	137	0- 0	201	169	155	155	12	12
TOTALS		RPI 1-25	RPI 26-50	W-L RECORDS	RPI 51-100	RPI 101-150	RPI 150+			
17- 13	0- 1		1- 1	OVERALL	1- 3	0- 7	15- 1			
8- 7	0- 0		0- 1	HOME	0- 2	0- 3	8- 1			
8- 5	0- 1		1- 0	AWAY	1- 1	0- 3	6- 0			
1- 1	0- 0		0- 0	NEUTRAL	0- 0	0- 1	1- 0			
7- 5	0- 1		0- 1	NON-CONFERENCE	1- 1	0- 1	6- 1			
4- 2	0- 0		0- 1	HOME	0- 0	0- 0	4- 1			
2- 3	0- 1		0- 0	AWAY	1- 1	0- 1	1- 0			
1- 0	0- 0		0- 0	NEUTRAL	0- 0	0- 0	1- 0			
10- 8	0- 0		1- 0	CONFERENCE	0- 2	0- 6	9- 0			
4- 5	0- 0		0- 0	HOME	0- 2	0- 3	4- 0			
6- 2	0- 0		1- 0	AWAY	0- 0	0- 2	5- 0			
0- 1	0- 0		0- 0	NEUTRAL	0- 0	0- 1	0- 0			

[illegible]

Non-Div I Games:

La Salle

Loss, Non-Conf, S Site, H Home A Away N Neutral

La.-Monroe

Through Games Of March 9, 2017

Average RPI Win:	271	WON-LOST	WINNING	LAST 10	STRENGTH OF	OPP. STRENGTH	TEAM	ADJ.	CONF.	ADJ CONF.
Average RPI Loss:	185	RECORD	PCT. RANK	GAMES	SCHEDULE	OF SCHEDULE	RPI	RPI	RPI	RPI
DIV. I ONLY	4- 24	330	1- 9	226	264	331	331	21	21	
DIV. I NON-CONF.	1- 8	314	0- 0	302	314	340	340	19	19	
TOTALS	RPI 1-25	RPI 26-50	W-L RECORDS	RPI 51-100	RPI 101-150	RPI 150+				
4- 24	0- 0	0- 2	OVERALL	0- 2	0- 6	4- 14				
3- 10	0- 0	0- 1	HOME	0- 1	0- 3	3- 5				
1- 13	0- 0	0- 1	AWAY	0- 1	0- 2	1- 9				
0- 1	0- 0	0- 0	NEUTRAL	0- 0	0- 1	0- 0				
1- 8	0- 0	0- 0	NON-CONFERENCE	0- 0	0- 2	1- 6				
0- 4	0- 0	0- 0	HOME	0- 0	0- 1	0- 3				
1- 4	0- 0	0- 0	AWAY	0- 0	0- 1	1- 3				
0- 0	0- 0	0- 0	NEUTRAL	0- 0	0- 0	0- 0				
3- 16	0- 0	0- 2	CONFERENCE	0- 2	0- 4	3- 8				
3- 6	0- 0	0- 1	HOME	0- 1	0- 2	3- 2				
0- 9	0- 0	0- 1	AWAY	0- 1	0- 1	0- 6				
0- 1	0- 0	0- 0	NEUTRAL	0- 0	0- 1	0- 0				

RPI 1-25				RPI 26-50				RPI 51-100				RPI 101+				Team's RPI: 331	
RPI	S	Opponent	Score	RPI	S	Opponent	Score	RPI	S	Opponent	Score	RPI	S	Opponent	Score		
				45	A	Little Rock	34 78	84	A	UT Arlington	59 93	116	A	Ole Miss	40 97		
				45	H	Little Rock	47 92	84	H	UT Arlington	47 83	125	H	Troy	67 94		
												138	H	Louisiana Tech	53 73		
												147	A	Louisiana	57 67		
												147	H	Louisiana	59 65		
												147	N	Louisiana	72 79		
												159	H	Rice	50 93		
												168	A	Texas St.	50 63		
												168	H	Texas St.	61 59		
												173	A	Arkansas	46 92		
												206	H	Grambling	54 59		
												213	A	Appalachian St.	61 79		
												241	H	South Ala.	44 74		
												247	A	Ga. Southern	65 76		
												247	H	Ga. Southern	44 65		
												256	A	Coastal Caro.	48 75		
												260	A	Georgia St.	35 87		
												260	H	Georgia St.	72 63		
												281	H	McNeese	52 78		
												294	A	Nicholls St.	54 73		
												303	A	Northwestern St.	65 67		
												318	A	Arkansas St.	56 71		
												318	H	Arkansas St.	59 51		
												337	A	Houston Baptist	77 65		
LAST 12 Division I GAMES:																	
				147	N	Louisiana	72 79	241	H	South Ala.	44 74						
				168	H	Texas St.	61 59	125	H	Troy	67 94						
				84	H	UT Arlington	47 83	247	A	Ga. Southern	65 76						
				213	A	Appalachian St.	61 79	260	A	Georgia St.	35 87						
				256	A	Coastal Caro.	48 75	318	H	Arkansas St.	59 51						
				147	H	Louisiana	59 65	45	H	Little Rock	47 92						

Non-Div I Games: Centenary (LA) 83 39 LSU-Alexandria 73 61

La.-Monroe

Loss, Non-Conf, S Site, H Home A Away N Neutral

Average RPI Win:	286	WON-LOST	WINNING	LAST 10	STRENGTH OF	OPP. STRENGTH	TEAM	ADJ.	CONF.	ADJ CONF.
Average RPI Loss:	93	RECORD	PCT. RANK	GAMES	SCHEDULE	OF SCHEDULE	RPI	RPI	RPI	RPI
DIV. I ONLY	18- 6	38	9- 1	331	247	128	128	27	27	
DIV. I NON-CONF.	3- 3	165	0- 0	215	4	134	134	27	27	
TOTALS	RPI 1-25	RPI 26-50	W-L RECORDS	RPI 51-100	RPI 101-150	RPI 150+				
18- 6	0- 2	0- 1	OVERALL	1- 1	0- 1	17- 1				
11- 0	0- 0	0- 0	HOME	0- 0	0- 0	11- 0				
7- 6	0- 2	0- 1	AWAY	1- 1	0- 1	6- 1				
0- 0	0- 0	0- 0	NEUTRAL	0- 0	0- 0	0- 0				
3- 3	0- 2	0- 1	NON-CONFERENCE	0- 0	0- 0	3- 0				
2- 0	0- 0	0- 0	HOME	0- 0	0- 0	2- 0				
1- 3	0- 2	0- 1	AWAY	0- 0	0- 0	1- 0				
0- 0	0- 0	0- 0	NEUTRAL	0- 0	0- 0	0- 0				
15- 3	0- 0	0- 0	CONFERENCE	1- 1	0- 1	14- 1				
9- 0	0- 0	0- 0	HOME	0- 0	0- 0	9- 0				
6- 3	0- 0	0- 0	AWAY	1- 1	0- 1	5- 1				
0- 0	0- 0	0- 0	NEUTRAL	0- 0	0- 0	0- 0				

RPI 1-25				RPI 26-50				RPI 51-100				RPI 101+ Team's RPI: 128			
RPI	S	Opponent	Score	RPI	S	Opponent	Score	RPI	S	Opponent	Score	RPI	S	Opponent	Score
4	A	Oregon St.	56 88	35	A	Oregon	67 84	97	A	Central Ark.	70 56	106	A	Abilene Christian	59 77
22	A	Kansas St.	43 68					99	A	SFA	66 74	219	A	New Orleans	66 55
												219	H	New Orleans	73 42
												253	A	Canisius	65 51
												280	A	A&M-Corpus Christi	74 63
												280	H	A&M-Corpus Christi	65 49
												281	A	McNeese	83 67
												281	H	McNeese	79 57
												292	H	Northern Ariz.	75 60
												294	A	Nicholls St.	67 78
												294	H	Nicholls St.	81 77
												303	H	Northwestern St.	73 60
												326	H	Loyola Chicago	76 50
												329	H	Southeastern La.	86 68
												333	H	Incarinate Word	83 54
												337	A	Houston Baptist	81 53
												337	H	Houston Baptist	74 22
												340	A	Sam Houston St.	70 44
												340	H	Sam Houston St.	84 51
LAST 12 Division I GAMES:															
281	A	McNeese	83 67	340	H	Sam Houston St.	84 51								
294	H	Nicholls St.	81 77	281	H	McNeese	79 57								
337	H	Houston Baptist	74 22	219	A	New Orleans	66 55								
280	A	A&M-Corpus Christi	74 63	303	H	Northwestern St.	73 60								
337	A	Houston Baptist	81 53	280	H	A&M-Corpus Christi	65 49								
99	A	SFA	66 74	294	A	Nicholls St.	67 78								

Non-Div I Games: St. Thomas (TX) 95 49 Louisiana Col. 94 55 Howard Payne 93 56 Southwestern (TX) 87 41

Lamar University

Loss, Non-Conf, S Site, H Home A Away N Neutral

Average RPI Win: 290	WON-LOST	WINNING	LAST 10	STRENGTH OF	OPP. STRENGTH	TEAM	ADJ.	CONF.	ADJ CONF.
Average RPI Loss: 177	RECORD	PCT. RANK	GAMES	SCHEDULE	OF SCHEDULE	RPI	RPI	RPI	RPI
DIV. I ONLY	9- 20	273	4- 6	264	297	307	307	25	25
DIV. I NON-CONF.	4- 6	209	0- 0	220	322	262	262	26	26
TOTALS	RPI 1-25	RPI 26-50	W-L RECORDS	RPI 51-100	RPI 101-150	RPI 150+			
9- 20	0- 0	0- 0	OVERALL	0- 4	0- 4	9- 12			
7- 8	0- 0	0- 0	HOME	0- 1	0- 2	7- 5			
2- 12	0- 0	0- 0	AWAY	0- 3	0- 2	2- 7			
0- 0	0- 0	0- 0	NEUTRAL	0- 0	0- 0	0- 0			
4- 6	0- 0	0- 0	NON-CONFERENCE	0- 2	0- 2	4- 2			
3- 3	0- 0	0- 0	HOME	0- 0	0- 1	3- 2			
1- 3	0- 0	0- 0	AWAY	0- 2	0- 1	1- 0			
0- 0	0- 0	0- 0	NEUTRAL	0- 0	0- 0	0- 0			
5- 14	0- 0	0- 0	CONFERENCE	0- 2	0- 2	5- 10			
4- 5	0- 0	0- 0	HOME	0- 1	0- 1	4- 3			
1- 9	0- 0	0- 0	AWAY	0- 1	0- 1	1- 7			
0- 0	0- 0	0- 0	NEUTRAL	0- 0	0- 0	0- 0			

RPI 1-25				RPI 26-50				RPI 51-100				RPI 101+ Team's RPI: 307			
RPI	S	Opponent	Score	RPI	S	Opponent	Score	RPI	S	Opponent	Score	RPI	S	Opponent	Score
								54	A	California	63 96	107	H	Rider	68 75
								66	A	Villanova	37 59	123	A	Duquesne	49 63
								71	A	Bucknell	54 73	135	A	Navy	44 79
								71	H	Bucknell	58 77	135	H	Navy	64 66
												156	A	Army West Point	52 70
												156	H	Army West Point	71 75
												191	A	American	51 68
												191	H	American	58 70
												198	H	Sacred Heart	68 62
												220	H	Monmouth	62 73
												226	A	Boston U.	50 64
												226	H	Boston U.	64 69
												267	A	Loyola Maryland	50 78
												267	A	Loyola Maryland	58 62
												267	H	Loyola Maryland	86 69
												273	A	Colgate	70 75
												273	H	Colgate	83 74
												283	H	Norfolk St.	57 81
												288	A	Mt. St. Mary's	74 57
												298	A	Lafayette	56 53
												298	H	Lafayette	69 60
												317	A	Holy Cross	47 65
												317	H	Holy Cross	80 64
												321	H	NJIT	84 52
												347	H	Delaware St.	91 80
LAST 12 Division I GAMES:															
				267	A	Loyola Maryland	50 78					317	H	Holy Cross	80 64
				273	H	Colgate	83 74					71	A	Bucknell	54 73
				156	A	Army West Point	52 70					191	H	American	58 70
				273	A	Colgate	70 75					267	H	Loyola Maryland	86 69
				298	H	Lafayette	69 60					226	A	Boston U.	50 64
				135	A	Navy	44 79					298	A	Lafayette	56 53

Non-Div I Games: East Stroudsburg 78 72

Lehigh

■ Loss,
 ■ Non-Conf,
 ■ S Site,
 ■ Home
 ■ A Away
 N Neutral

Liberty

Through Games Of March 9, 2017

Average RPI Win:	262	WON-LOST	WINNING	LAST 10	STRENGTH OF	OPP. STRENGTH	TEAM	ADJ.	CONF.	ADJ CONF.
Average RPI Loss:	175	RECORD	PCT. RANK	GAMES	SCHEDULE	OF SCHEDULE	RPI	RPI	RPI	RPI
DIV. I ONLY	12- 16	215	7- 3	179	312	225	225	28	28	
DIV. I NON-CONF.	0- 10	335	0- 0	55	204	303	303	28	28	
TOTALS	RPI 1-25	RPI 26-50	W-L RECORDS	RPI 51-100	RPI 101-150	RPI 150+				
12- 16	0- 1	0- 2	OVERALL	0- 1	1- 2	11- 10				
8- 4	0- 1	0- 1	HOME	0- 0	1- 0	7- 2				
4- 8	0- 0	0- 0	AWAY	0- 0	0- 2	4- 6				
0- 4	0- 0	0- 1	NEUTRAL	0- 1	0- 0	0- 2				
0- 10	0- 1	0- 2	NON-CONFERENCE	0- 1	0- 1	0- 5				
0- 3	0- 1	0- 1	HOME	0- 0	0- 0	0- 1				
0- 3	0- 0	0- 0	AWAY	0- 0	0- 1	0- 2				
0- 4	0- 0	0- 1	NEUTRAL	0- 1	0- 0	0- 2				
12- 6	0- 0	0- 0	CONFERENCE	0- 0	1- 1	11- 5				
8- 1	0- 0	0- 0	HOME	0- 0	1- 0	7- 1				
4- 5	0- 0	0- 0	AWAY	0- 0	0- 1	4- 4				
0- 0	0- 0	0- 0	NEUTRAL	0- 0	0- 0	0- 0				

RPI 1-25				RPI 26-50				RPI 51-100				RPI 101+ Team's RPI: 225			
RPI	S	Opponent	Score	RPI	S	Opponent	Score	RPI	S	Opponent	Score	RPI	S	Opponent	Score
8	H	Duke	38 98	32	N	Dayton	53 82	97	N	Central Ark.	41 61	124	A	Radford	68 76
				42	H	James Madison	48 62					124	H	Radford	49 48
												135	A	Navy	66 67
												184	A	UTSA	64 80
												186	A	Campbell	58 52
												186	H	Campbell	57 47
												210	N	UMBC	51 62
												213	H	Appalachian St.	57 66
												222	A	High Point	69 78
												222	H	High Point	81 74
												226	A	Presbyterian	55 56
												226	H	Presbyterian	68 60
												231	N	Richmond	54 63
												239	A	UNC Asheville	54 64
												239	H	UNC Asheville	53 57
												254	A	Charleston So.	81 72
												254	H	Charleston So.	67 56
												290	A	Valparaiso	68 70
												314	A	Gardner-Webb	82 84
												314	H	Gardner-Webb	66 63
												342	A	Longwood	71 38
												342	H	Longwood	92 47
												345	A	Winthrop	78 63
												345	H	Winthrop	80 51
LAST 12 Division I GAMES:															
186	H	Campbell	57 47	226	A	Presbyterian	55 56								
239	H	UNC Asheville	53 57	124	H	Radford	49 48								
345	A	Winthrop	78 63	314	H	Gardner-Webb	66 63								
342	A	Longwood	71 38	186	A	Campbell	58 52								
254	H	Charleston So.	67 56	345	H	Winthrop	80 51								
222	A	High Point	69 78	124	A	Radford	68 76								

Non-Div I Games: West Liberty 64 38

Liberty

Loss, Non-Conf, S Site, H Home A Away N Neutral

Average RPI Win:	260	WON-LOST	WINNING	LAST 10	STRENGTH OF	OPP. STRENGTH	TEAM	ADJ.	CONF.	ADJ CONF.
Average RPI Loss:	175	RECORD	PCT. RANK	GAMES	SCHEDULE	OF SCHEDULE	RPI	RPI	RPI	RPI
DIV. I ONLY	5- 24	324	2- 8	123	289	299	299	24	24	
DIV. I NON-CONF.	2- 12	310	0- 0	82	313	270	270	24	24	
TOTALS	RPI 1-25	RPI 26-50	W-L RECORDS	RPI 51-100	RPI 101-150	RPI 150+				
5- 24	0- 0	0- 1	OVERALL	0- 9	1- 3	4- 11				
3- 9	0- 0	0- 0	HOME	0- 4	0- 1	3- 4				
2- 15	0- 0	0- 0	AWAY	0- 2	1- 0	1- 1				
0- 0	0- 0	0- 0	NEUTRAL	0- 0	0- 0	0- 0				
2- 12	0- 0	0- 1	NON-CONFERENCE	0- 2	1- 3	1- 6				
1- 4	0- 0	0- 0	HOME	0- 1	0- 1	1- 2				
1- 8	0- 0	0- 1	AWAY	0- 1	1- 2	0- 4				
0- 0	0- 0	0- 0	NEUTRAL	0- 0	0- 0	0- 0				
3- 12	0- 0	0- 0	CONFERENCE	0- 7	0- 0	3- 5				
2- 5	0- 0	0- 0	HOME	0- 3	0- 0	2- 2				
1- 7	0- 0	0- 0	AWAY	0- 4	0- 0	1- 3				
0- 0	0- 0	0- 0	NEUTRAL	0- 0	0- 0	0- 0				

RPI S	Opponent	Score	RPI S	Opponent	Score	RPI S	Opponent	Score	RPI S	Opponent	Score	Team's RPI: 299
40	A Western Ky.	35 87	57	A Belmont	62 100	115	H Princeton	43 71				
			90	A FGCU	50 98	116	A Ole Miss	49 76				
			90	H FGCU	63 90	118	A Ball St.	78 74				
			93	H Saint Louis	38 83	131	A Alabama	35 82				
			95	A Jacksonville	60 84	177	A Morehead St.	53 73				
			95	A Jacksonville	64 91	252	H Tennessee St.	71 77				
			95	H Jacksonville	67 73	254	H Charleston So.	52 67				
			100	A Stetson	60 66	264	A Murray St.	59 79				
			100	H Stetson	66 91	266	A Southeast Mo. St.	63 79				
						267	A Loyola Maryland	30 74				
						271	A Kennesaw St.	69 96				
						271	H Kennesaw St.	55 70				
						282	H Tennessee Tech	71 69				
						293	A North Florida	60 58				
						293	H North Florida	66 62				
						315	A USC Upstate	75 89				
						315	H USC Upstate	84 77				
						321	A NJIT	68 76				
						321	H NJIT	53 76				
LAST 12 Division I GAMES:												
95	A Jacksonville	64 91	315	A USC Upstate	75 89							
271	A Kennesaw St.	69 96	321	H NJIT	53 76							
293	H North Florida	66 62	315	H USC Upstate	84 77							
95	H Jacksonville	67 73	321	A NJIT	68 76							
90	A FGCU	50 98	95	A Jacksonville	60 84							
100	A Stetson	60 66	293	A North Florida	60 58							

Non-Div I Games: Anderson (SC) 66 59

Lipscomb

Loss, Non-Conf, S Site, H Home A Away N Neutral

Little Rock

Through Games Of March 9, 2017

Average RPI Win:	207	WON-LOST	WINNING	LAST 10	STRENGTH OF	OPP. STRENGTH	TEAM	ADJ.	CONF.	ADJ CONF.
Average RPI Loss:	56	RECORD	PCT. RANK	GAMES	SCHEDULE	OF SCHEDULE	RPI	RPI	RPI	RPI
DIV. I ONLY	24- 7	31	8- 2	125	140	45	45	21	21	
DIV. I NON-CONF.	6- 6	165	0- 1	23	10	62	62	19	19	
TOTALS	RPI 1-25	RPI 26-50	W-L RECORDS	RPI 51-100	RPI 101-150	RPI 150+				
24- 7	0- 3	0- 2	OVERALL	2- 0	5- 1	17- 1				
12- 2	0- 2	0- 0	HOME	1- 0	2- 0	9- 0				
11- 5	0- 1	0- 2	AWAY	1- 0	3- 1	7- 1				
1- 0	0- 0	0- 0	NEUTRAL	0- 0	0- 0	1- 0				
6- 6	0- 3	0- 2	NON-CONFERENCE	1- 0	1- 1	4- 0				
3- 2	0- 2	0- 0	HOME	1- 0	0- 0	2- 0				
3- 4	0- 1	0- 2	AWAY	0- 0	1- 1	2- 0				
0- 0	0- 0	0- 0	NEUTRAL	0- 0	0- 0	0- 0				
18- 1	0- 0	0- 0	CONFERENCE	1- 0	4- 0	13- 1				
9- 0	0- 0	0- 0	HOME	0- 0	2- 0	7- 0				
8- 1	0- 0	0- 0	AWAY	1- 0	2- 0	5- 1				
1- 0	0- 0	0- 0	NEUTRAL	0- 0	0- 0	1- 0				

RPI 1-25				RPI 26-50				Team's RPI: 45	RPI 51-100				RPI 101+			
RPI	S	Opponent	Score	RPI	S	Opponent	Score		RPI	S	Opponent	Score	RPI	S	Opponent	Score
5	H	Mississippi St.	44 58	26	A	Green Bay	31 57		84	A	UT Arlington	58 49	120	A	Fordham	43 65
19	A	Oklahoma	58 68	36	A	LSU	49 69		93	H	Saint Louis	56 43	125	A	Troy	74 63
21	H	Texas A&M	37 55										125	H	Troy	77 74
													143	A	Tulsa	63 58
													147	A	Louisiana	82 64
													147	H	Louisiana	64 60
													152	A	Missouri St.	58 47
													161	H	Oral Roberts	56 50
													167	A	Memphis	54 44
													168	A	Texas St.	47 64
													182	H	North Texas	55 44
													213	A	Appalachian St.	77 69
													213	H	Appalachian St.	67 55
													213 N		Appalachian St.	69 53
													241	A	South Ala.	50 44
													241	H	South Ala.	71 54
													247	H	Ga. Southern	57 41
													256	A	Coastal Caro.	74 66
													256	H	Coastal Caro.	79 47
													260	H	Georgia St.	52 45
													318	A	Arkansas St.	60 35
													318	H	Arkansas St.	73 59
													331	A	La.-Monroe	92 47
													331	H	La.-Monroe	78 34
LAST 12 Division I GAMES:																
213 N		Appalachian St.	69 53	318	A	Arkansas St.	60 35		168	A	Texas St.	47 64				
120	A	Fordham	43 65	84	A	UT Arlington	58 49		256	H	Coastal Caro.	79 47				
125	A	Troy	74 63	213	H	Appalachian St.	67 55		147	A	Louisiana	82 64				
241	A	South Ala.	50 44													
260	H	Georgia St.	52 45													
247	H	Ga. Southern	57 41													

Non-Div I Games:

Little Rock

Loss, Non-Conf, S Site, H Home A Away N Neutral

Average RPI Win:	220	WON-LOST	WINNING	LAST 10	STRENGTH OF	OPP. STRENGTH	TEAM	ADJ.	CONF.	ADJ CONF.
Average RPI Loss:	131	RECORD	PCT. RANK	GAMES	SCHEDULE	OF SCHEDULE	RPI	RPI	RPI	RPI
DIV. I ONLY	20- 10	85	7- 3	232	176	122	122	23	23	
DIV. I NON-CONF.	8- 6	141	0- 0	150	65	114	114	23	23	
TOTALS	RPI 1-25	RPI 26-50	W-L RECORDS	RPI 51-100	RPI 101-150	RPI 150+				
20- 10	0- 1	1- 1	OVERALL	2- 3	0- 1	17- 4				
11- 1	0- 1	0- 0	HOME	1- 0	0- 0	10- 0				
7- 6	0- 0	0- 0	AWAY	1- 1	0- 1	6- 4				
2- 3	0- 0	1- 1	NEUTRAL	0- 2	0- 0	1- 0				
8- 6	0- 1	1- 1	NON-CONFERENCE	0- 3	0- 1	7- 0				
3- 1	0- 1	0- 0	HOME	0- 0	0- 0	3- 0				
3- 2	0- 0	0- 0	AWAY	0- 1	0- 1	3- 0				
2- 3	0- 0	1- 1	NEUTRAL	0- 2	0- 0	1- 0				
12- 4	0- 0	0- 0	CONFERENCE	2- 0	0- 0	10- 4				
8- 0	0- 0	0- 0	HOME	1- 0	0- 0	7- 0				
4- 4	0- 0	0- 0	AWAY	1- 0	0- 0	3- 4				
0- 0	0- 0	0- 0	NEUTRAL	0- 0	0- 0	0- 0				

RPI 1-25				RPI 26-50				RPI 51-100				RPI 101+ Team's RPI: 122			
RPI	S	Opponent	Score	RPI	S	Opponent	Score	RPI	S	Opponent	Score	RPI	S	Opponent	Score
8	H	Duke	46 83	30	N	South Fla.	73 68	73	A	UC Davis	64 51	139	A	San Francisco	71 73
				33	N	Quinnipiac	60 63	73	H	UC Davis	64 62	151	A	CSUN	56 63
								82	N	Oklahoma St.	57 63	151	H	CSUN	63 60
								83	N	Florida	53 83	174	H	Houston	65 55
								89	A	Southern California	74 82	187	A	UC Riverside	73 66
												187	H	UC Riverside	55 51
												194	H	Columbia	73 60
												201	A	Loyola Marymount	81 78
												214	A	UC Santa Barbara	60 65
												214	H	UC Santa Barbara	59 45
												226	N	Boston U.	61 48
												240	A	Hawaii	63 66
												240	H	Hawaii	68 57
												243	H	Pacific	66 58
												272	A	Cal Poly	67 69
												272	H	Cal Poly	83 80
												285	A	Nevada	97 93
												313	A	Pepperdine	44 41
												327	A	UC Irvine	68 63
												327	H	UC Irvine	87 74
												346	A	Cal St. Fullerton	65 48
												346	H	Cal St. Fullerton	84 55
LAST 12 Division I GAMES:															
240	A	Hawaii	63 66	346	H	Cal St. Fullerton	84 55								
151	H	CSUN	63 60	327	A	UC Irvine	68 63								
327	H	UC Irvine	87 74	151	A	CSUN	56 63								
187	A	UC Riverside	73 66	187	H	UC Riverside	55 51								
214	H	UC Santa Barbara	59 45	346	A	Cal St. Fullerton	65 48								
272	A	Cal Poly	67 69	73	H	UC Davis	64 62								

Non-Div I Games: Biola 76 48

Long Beach St.

■ Loss,
 ■ Non-Conf,
 ■ S Site,
 ■ Home
 ■ Away
 N Neutral

Average RPI Win:	345	WON-LOST	WINNING	LAST 10	STRENGTH OF	OPP. STRENGTH	TEAM	ADJ.	CONF.	ADJ CONF.
Average RPI Loss:	209	RECORD	PCT. RANK	GAMES	SCHEDULE	OF SCHEDULE	RPI	RPI	RPI	RPI
DIV. I ONLY	3- 25	339	1- 9	296	323	342	342	28	28	
DIV. I NON-CONF.	2- 7	284	0- 0	226	296	288	288	28	28	
TOTALS	RPI 1-25	RPI 26-50	W-L RECORDS	RPI 51-100	RPI 101-150	RPI 150+				
3- 25	0- 1	0- 2	OVERALL	0- 0	0- 3	3- 19				
2- 9	0- 0	0- 0	HOME	0- 0	0- 1	2- 8				
1- 15	0- 0	0- 1	AWAY	0- 0	0- 1	1- 4				
0- 1	0- 0	0- 0	NEUTRAL	0- 0	0- 0	0- 1				
2- 7	0- 1	0- 2	NON-CONFERENCE	0- 0	0- 1	2- 3				
1- 1	0- 0	0- 0	HOME	0- 0	0- 0	1- 1				
1- 6	0- 1	0- 2	AWAY	0- 0	0- 1	1- 2				
0- 0	0- 0	0- 0	NEUTRAL	0- 0	0- 0	0- 0				
1- 18	0- 0	0- 0	CONFERENCE	0- 0	0- 2	1- 16				
1- 8	0- 0	0- 0	HOME	0- 0	0- 1	1- 7				
0- 9	0- 0	0- 0	AWAY	0- 0	0- 1	0- 8				
0- 1	0- 0	0- 0	NEUTRAL	0- 0	0- 0	0- 1				

RPI 1-25				RPI 26-50				RPI 51-100				RPI 101+ Team's RPI: 342			
RPI	S	Opponent	Score	RPI	S	Opponent	Score	RPI	S	Opponent	Score	RPI	S	Opponent	Score
8	A	Duke	48 105	27	A	Marquette	37 87					117	A	Charlotte	41 66
				39	A	West Virginia	40 107					124	A	Radford	55 73
												124	H	Radford	34 74
												186	A	Campbell	50 74
												186	H	Campbell	54 66
												222	A	High Point	60 81
												222	H	High Point	49 80
												225	A	Liberty	47 92
												225	H	Liberty	38 71
												226	A	Presbyterian	55 65
												226	H	Presbyterian	62 63
												239	A	UNC Asheville	53 84
												239	H	UNC Asheville	53 80
												239	N	UNC Asheville	59 65
												249	A	Marshall	50 70
												254	A	Charleston So.	63 71
												254	H	Charleston So.	47 62
												283	H	Norfolk St.	56 85
												314	A	Gardner-Webb	55 89
												314	H	Gardner-Webb	43 77
												339	A	Fairleigh Dickinson	59 75
												343	A	UMass Lowell	72 59
												345	A	Winthrop	72 78
												345	H	Winthrop	83 78
												347	H	Delaware St.	88 77
LAST 12 Division I GAMES:															
239	N	UNC Asheville	59 65	124	H	Radford	34 74								
226	H	Presbyterian	62 63	345	H	Winthrop	83 78								
222	A	High Point	60 81	314	A	Gardner-Webb	55 89								
254	A	Charleston So.	63 71	186	A	Campbell	50 74								
225	H	Liberty	38 71	222	H	High Point	49 80								
239	A	UNC Asheville	53 84	254	H	Charleston So.	47 62								

Non-Div I Games: West Va. Tech 58 76 Milligan 71 47

Longwood

Loss, Non-Conf, S Site, H Home A Away N Neutral

Louisiana

Through Games Of March 9, 2017

Average RPI Win:	254	WON-LOST	WINNING	LAST 10	STRENGTH OF	OPP. STRENGTH	TEAM	ADJ.	CONF.	ADJ CONF.
Average RPI Loss:	122	RECORD	PCT. RANK	GAMES	SCHEDULE	OF SCHEDULE	RPI	RPI	RPI	RPI
DIV. I ONLY	17- 10	107	8- 2	237	230	147	147	21	21	
DIV. I NON-CONF.	4- 3	141	0- 0	166	166	146	146	19	19	
TOTALS	RPI 1-25	RPI 26-50	W-L RECORDS	RPI 51-100	RPI 101-150	RPI 150+				
17- 10	0- 1	0- 2	OVERALL	0- 2	2- 1	15- 4				
9- 3	0- 0	0- 1	HOME	0- 1	2- 0	7- 1				
5- 6	0- 0	0- 1	AWAY	0- 0	0- 1	5- 1				
3- 1	0- 1	0- 0	NEUTRAL	0- 0	0- 0	3- 0				
4- 3	0- 1	0- 0	NON-CONFERENCE	0- 0	1- 1	3- 1				
2- 1	0- 0	0- 0	HOME	0- 0	1- 0	1- 1				
1- 1	0- 0	0- 0	AWAY	0- 0	0- 1	1- 0				
1- 1	0- 1	0- 0	NEUTRAL	0- 0	0- 0	1- 0				
13- 7	0- 0	0- 2	CONFERENCE	0- 2	1- 0	12- 3				
7- 2	0- 0	0- 1	HOME	0- 1	1- 0	6- 0				
4- 5	0- 0	0- 1	AWAY	0- 1	0- 0	4- 3				
2- 0	0- 0	0- 0	NEUTRAL	0- 0	0- 0	2- 0				

RPI 1-25				RPI 26-50				RPI 51-100				RPI 101+ Team's RPI: 147			
RPI	S	Opponent	Score	RPI	S	Opponent	Score	RPI	S	Opponent	Score	RPI	S	Opponent	Score
2	N	Notre Dame	51 91	45	A	Little Rock	60 64	84	A	UT Arlington	66 79	110	A	Southern Miss.	49 71
				45	H	Little Rock	64 82	84	H	UT Arlington	76 79	125	H	Troy	80 72
												138	H	Louisiana Tech	80 72
												168	A	Texas St.	40 62
												168	H	Texas St.	62 43
												168	N	Texas St.	66 64
												174	H	Houston	64 69
												213	A	Appalachian St.	68 58
												241	H	South Ala.	62 38
												247	A	Ga. Southern	60 63
												247	H	Ga. Southern	79 52
												256	A	Coastal Caro.	68 71
												260	A	Georgia St.	70 64
												260	H	Georgia St.	72 65
												266	N	Southeast Mo. St.	82 78
												281	A	McNeese	77 70
												318	A	Arkansas St.	80 72
												318	H	Arkansas St.	72 60
												329	H	Southeastern La.	86 77
												331	A	La.-Monroe	65 59
												331	H	La.-Monroe	67 57
												331	N	La.-Monroe	79 72
LAST 12 Division I GAMES:															
				168	N	Texas St.	66 64					331	A	La.-Monroe	65 59
				331	N	La.-Monroe	79 72					125	H	Troy	80 72
				84	H	UT Arlington	76 79					241	H	South Ala.	62 38
				168	H	Texas St.	62 43					260	A	Georgia St.	70 64
				256	A	Coastal Caro.	68 71					247	A	Ga. Southern	60 63
				213	A	Appalachian St.	68 58					45	H	Little Rock	64 82

Non-Div I Games: Xavier (LA) 74 55 Southern-N.O. 87 57

Louisiana

Loss, Non-Conf, S Site, H Home A Away N Neutral

Louisiana Tech

Through Games Of March 9, 2017

Average RPI Win:	218	WON-LOST	WINNING	LAST 10	STRENGTH OF	OPP. STRENGTH	TEAM	ADJ.	CONF.	ADJ CONF.
Average RPI Loss:	122	RECORD	PCT. RANK	GAMES	SCHEDULE	OF SCHEDULE	RPI	RPI	RPI	RPI
DIV. I ONLY	17- 12	119	8- 2	157	162	138	138	14	14	
DIV. I NON-CONF.	4- 6	209	0- 0	180	189	207	207	16	16	
TOTALS	RPI 1-25	RPI 26-50	W-L RECORDS	RPI 51-100	RPI 101-150	RPI 150+				
17- 12	0- 0	0- 3	OVERALL	0- 2	3- 4	14- 3				
9- 5	0- 0	0- 2	HOME	0- 2	2- 1	7- 0				
7- 7	0- 0	0- 1	AWAY	0- 0	0- 3	7- 3				
1- 0	0- 0	0- 0	NEUTRAL	0- 0	1- 0	0- 0				
4- 6	0- 0	0- 2	NON-CONFERENCE	0- 1	0- 2	4- 1				
2- 3	0- 0	0- 2	HOME	0- 1	0- 0	2- 0				
2- 3	0- 0	0- 0	AWAY	0- 0	0- 2	2- 1				
0- 0	0- 0	0- 0	NEUTRAL	0- 0	0- 0	0- 0				
13- 6	0- 0	0- 1	CONFERENCE	0- 1	3- 2	10- 2				
7- 2	0- 0	0- 0	HOME	0- 1	2- 1	5- 0				
5- 4	0- 0	0- 1	AWAY	0- 0	0- 1	5- 2				
1- 0	0- 0	0- 0	NEUTRAL	0- 0	1- 0	0- 0				

RPI S	Opponent	Score	RPI S	Opponent	Score	RPI S	Opponent	Score	RPI S	Opponent	Score	Team's RPI: 138
36	H LSU	73 77	80	H Middle Tenn.	65 79	110	A Southern Miss.	63 72				
40	A Western Ky.	58 67	99	H SFA	58 60	110	H Southern Miss.	72 61				
46	H Auburn	66 76				113	A Clemson	67 78				
						117	H Charlotte	80 54				
						117	N Charlotte	66 55				
						136	H Old Dominion	64 69				
						147	A Louisiana	72 80				
						159	A Rice	70 67				
						159	H Rice	62 51				
						167	A Memphis	54 56				
						182	A North Texas	72 65				
						182	H North Texas	65 49				
						184	A UTSA	61 63				
						184	H UTSA	77 71				
						189	H UAB	64 63				
						206	H Grambling	69 55				
						249	A Marshall	72 54				
						281	A McNeese	66 56				
						294	H Nicholls St.	68 52				
						302	A UTEP	62 69				
						302	H UTEP	69 61				
						308	A FIU	76 63				
						331	A La.-Monroe	73 53				
						338	A Fla. Atlantic	76 52				
LAST 12 Division I GAMES:												
117	N Charlotte	66 55	184	H UTSA	77 71							
110	A Southern Miss.	63 72	302	H UTEP	69 61							
159	H Rice	62 51	249	A Marshall	72 54							
182	H North Texas	65 49	40	A Western Ky.	58 67							
308	A FIU	76 63	80	H Middle Tenn.	65 79							
338	A Fla. Atlantic	76 52	189	H UAB	64 63							

Non-Div I Games: LSU-Alexandria 103 63

Louisiana Tech

Loss, Non-Conf, S Site, H Home A Away N Neutral

Louisville

Through Games Of March 9, 2017

Through Games of March 9, 1917									
Average RPI Win: 109	WON-LOST	WINNING	LAST 10	STRENGTH OF	OPP. STRENGTH	TEAM	ADJ.	CONF.	ADJ CONF.
Average RPI Loss: 12	RECORD	PCT. RANK	GAMES	SCHEDULE	OF SCHEDULE	RPI	RPI	RPI	RPI
DIV. I ONLY	27- 7	25	7- 3	12	20	11	11	3	3
DIV. I NON-CONF.	13- 2	20	0- 0	27	26	7	7	4	4
TOTALS	RPI 1-25	RPI 26-50	W-L RECORDS	RPI 51-100	RPI 101-150	RPI 150+			
27- 7	2- 6	5- 1	OVERALL	7- 0	5- 0	8- 0			
16- 2	2- 1	3- 1	HOME	4- 0	1- 0	6- 0			
9- 3	0- 3	1- 0	AWAY	3- 0	3- 0	2- 0			
2- 2	0- 2	1- 0	NEUTRAL	0- 0	1- 0	0- 0			
13- 2	1- 2	3- 0	NON-CONFERENCE	3- 0	1- 0	5- 0			
9- 1	1- 1	2- 0	HOME	2- 0	0- 0	4- 0			
4- 0	0- 0	1- 0	AWAY	1- 0	1- 0	1- 0			
0- 1	0- 1	0- 0	NEUTRAL	0- 0	0- 0	0- 0			
14- 5	1- 4	2- 1	CONFERENCE	4- 0	4- 0	3- 0			
7- 1	1- 0	1- 1	HOME	2- 0	1- 0	2- 0			
5- 3	0- 3	0- 0	AWAY	2- 0	2- 0	1- 0			
2- 1	0- 1	1- 0	NEUTRAL	0- 0	1- 0	0- 0			

RPI	S	Opponent	Score	RPI	S	Opponent	Score	RPI	S	Opponent	Score	RPI	S	Opponent	Score
2	A	Notre Dame	66 85	30	A	South Fla.	66 52	51	A	Virginia	86 81	104	A	Virginia Tech	88 70
2	N	Notre Dame	73 84	31	H	Syracuse	91 76	51	H	Virginia	66 55	111	A	Vanderbilt	78 66
3	N	South Carolina	59 83	37	H	South Dakota St.	83 30	57	H	Belmont	73 50	113	A	Clemson	60 46
8	A	Duke	55 58	38	H	North Carolina St.	70 72	61	H	Georgia Tech	91 51	113	N	Clemson	68 46
12	A	Florida St.	65 72	38	N	North Carolina St.	59 58	65	H	Chattanooga	63 47	119	H	North Carolina	87 57
14	H	Kentucky	69 67	40	H	Western Ky.	68 61	80	A	Middle Tenn.	91 72	162	A	Pittsburgh	63 48
15	H	Miami (FL)	63 59					87	A	Wake Forest	75 46	162	H	Pittsburgh	73 52
16	H	Maryland	72 78									175	H	Boston College	68 43
												215	H	Col. of Charleston	86 58
												221	A	UT Martin	100 57
												237	H	Evansville	89 47
												255	H	Bowling Green	83 58
												298	H	Lafayette	92 48
LAST 12 Division I GAMES:															
		2 N Notre Dame	73 84			175 H Boston College	68 43								
		38 N North Carolina St.	59 58			104 A Virginia Tech	88 70								
		113 N Clemson	68 46			2 A Notre Dame	66 85								
		87 A Wake Forest	75 46			38 H North Carolina St.	70 72								
		51 H Virginia	66 55			162 A Pittsburgh	63 48								
		119 H North Carolina	87 57			113 A Clemson	60 46								

Non-Div I Games:

Louisville

■ Loss,
 ■ Non-Conf,
 ■ S Site,
 ■ H Home
 ■ A Away
 N Neutral

Average RPI Win:	327	WON-LOST	WINNING	LAST 10	STRENGTH OF	OPP. STRENGTH	TEAM	ADJ.	CONF.	ADJ CONF.
Average RPI Loss:	147	RECORD	PCT. RANK	GAMES	SCHEDULE	OF SCHEDULE	RPI	RPI	RPI	RPI
DIV. I ONLY	2- 28	346	0- 10	130	168	326	326	16	16	
DIV. I NON-CONF.	1- 10	325	0- 0	53	102	271	271	14	14	
TOTALS	RPI 1-25	RPI 26-50	W-L RECORDS	RPI 51-100	RPI 101-150	RPI 150+				
2- 28	0- 2	0- 5	OVERALL	0- 1	0- 4	2- 16				
2- 11	0- 1	0- 2	HOME	0- 1	0- 1	2- 6				
0- 14	0- 1	0- 3	AWAY	0- 0	0- 1	0- 9				
0- 3	0- 0	0- 0	NEUTRAL	0- 0	0- 2	0- 1				
1- 10	0- 2	0- 1	NON-CONFERENCE	0- 1	0- 4	1- 2				
1- 3	0- 1	0- 0	HOME	0- 1	0- 1	1- 0				
0- 5	0- 1	0- 1	AWAY	0- 0	0- 1	0- 2				
0- 2	0- 0	0- 0	NEUTRAL	0- 0	0- 2	0- 0				
1- 18	0- 0	0- 4	CONFERENCE	0- 0	0- 0	1- 14				
1- 8	0- 0	0- 2	HOME	0- 0	0- 0	1- 6				
0- 9	0- 0	0- 2	AWAY	0- 0	0- 0	0- 7				
0- 1	0- 0	0- 0	NEUTRAL	0- 0	0- 0	0- 1				

RPI 1-25				RPI 26-50				RPI 51-100				RPI 101+ Team's RPI: 326			
RPI	S	Opponent	Score	RPI	S	Opponent	Score	RPI	S	Opponent	Score	RPI	S	Opponent	Score
15	A	Miami (FL)	43 81	28	A	Drake	46 89	81	H	Northern Ill.	70 90	113	N	Clemson	40 61
17	H	DePaul	46 107	28	H	Drake	42 86					125	N	Troy	67 91
				44	A	Central Mich.	57 95					128	A	Lamar University	50 76
				50	A	UNI	30 68					144	H	Milwaukee	46 73
				50	H	UNI	43 89					152	A	Missouri St.	52 61
												152	H	Missouri St.	32 60
												160	A	Western Mich.	53 65
												162	A	Pittsburgh	35 59
												169	A	Southern Ill.	57 73
												169	H	Southern Ill.	46 71
												179	A	Wichita St.	43 65
												179	H	Wichita St.	64 83
												232	A	Bradley	45 72
												232	H	Bradley	53 60
												232	N	Bradley	42 57
												237	A	Evansville	36 67
												237	H	Evansville	50 81
												250	A	Indiana St.	32 53
												250	H	Indiana St.	38 48
												310	A	Illinois St.	51 63
												310	H	Illinois St.	64 61
												344	H	Chicago St.	59 54
LAST 12 Division I GAMES:															
				232	N	Bradley	42 57	50	H	UNI	43 89				
				169	H	Southern Ill.	46 71	250	A	Indiana St.	32 53				
				237	H	Evansville	50 81	310	A	Illinois St.	51 63				
				152	A	Missouri St.	52 61	232	A	Bradley	45 72				
				179	A	Wichita St.	43 65	179	H	Wichita St.	64 83				
				28	H	Drake	42 86	152	H	Missouri St.	32 60				

Non-Div I Games:

Loyola Chicago

■ Loss,
 ■ Non-Conf,
 ■ S Site,
 ■ H Home
 ■ A Away
 N Neutral

Loyola Maryland

Through Games Of March 9, 2017

Average RPI Win:	280	WON-LOST	WINNING	LAST 10	STRENGTH OF	OPP. STRENGTH	TEAM	ADJ.	CONF.	ADJ CONF.
Average RPI Loss:	161	RECORD	PCT. RANK	GAMES	SCHEDULE	OF SCHEDULE	RPI	RPI	RPI	RPI
DIV. I ONLY	11- 20	255	2- 8	204	274	267	267	25	25	
DIV. I NON-CONF.	4- 7	224	0- 0	175	216	243	243	26	26	
TOTALS	RPI 1-25	RPI 26-50	W-L RECORDS	RPI 51-100	RPI 101-150	RPI 150+				
11- 20	0- 1	0- 0	OVERALL	0- 4	0- 4	11- 11				
8- 8	0- 1	0- 0	HOME	0- 1	0- 2	8- 4				
3- 12	0- 0	0- 0	AWAY	0- 3	0- 2	3- 7				
0- 0	0- 0	0- 0	NEUTRAL	0- 0	0- 0	0- 0				
4- 7	0- 1	0- 0	NON-CONFERENCE	0- 1	0- 2	4- 3				
3- 3	0- 1	0- 0	HOME	0- 0	0- 1	3- 1				
1- 4	0- 0	0- 0	AWAY	0- 1	0- 1	1- 2				
0- 0	0- 0	0- 0	NEUTRAL	0- 0	0- 0	0- 0				
7- 13	0- 0	0- 0	CONFERENCE	0- 3	0- 2	7- 8				
5- 5	0- 0	0- 0	HOME	0- 1	0- 1	5- 3				
2- 8	0- 0	0- 0	AWAY	0- 2	0- 1	2- 5				
0- 0	0- 0	0- 0	NEUTRAL	0- 0	0- 0	0- 0				

RPI 1-25				RPI 26-50				RPI 51-100				RPI 101+ Team's RPI: 267			
RPI	S	Opponent	Score	RPI	S	Opponent	Score	RPI	S	Opponent	Score	RPI	S	Opponent	Score
16	H	Maryland	60 79					52	A	George Washington	64 74	127	A	Cornell	50 58
								71	A	Bucknell	39 57	135	A	Navy	51 77
								71	A	Bucknell	72 75	135	H	Navy	43 55
								71	H	Bucknell	66 72	137	H	Delaware	45 47
												156	A	Army West Point	48 67
												156	H	Army West Point	71 62
												162	A	Pittsburgh	44 74
												164	A	Fairfield	57 58
												191	A	American	59 66
												191	H	American	45 60
												194	H	Columbia	53 65
												210	A	UMBC	70 65
												226	A	Boston U.	58 61
												226	H	Boston U.	55 67
												273	A	Colgate	62 76
												273	H	Colgate	87 77
												288	H	Mt. St. Mary's	58 53
												298	A	Lafayette	60 55
												298	H	Lafayette	75 47
												299	H	Lipscomb	74 30
												307	A	Lehigh	69 86
												307	H	Lehigh	78 50
												307	H	Lehigh	62 58
												317	A	Holy Cross	56 37
												317	H	Holy Cross	58 59
												324	H	St. Francis Brooklyn	69 60
LAST 12 Division I GAMES:															
				71	A	Bucknell	72 75			71	A	Bucknell	39	57	
				307	H	Lehigh	78 50			226	H	Boston U.	55	67	
				317	A	Holy Cross	56 37			135	H	Navy	43	55	
				191	A	American	59 66			156	A	Army West Point	48	67	
				317	H	Holy Cross	58 59			307	A	Lehigh	69	86	
				273	A	Colgate	62 76			298	H	Lafayette	75	47	

Non-Div I Games:

Loyola Maryland

Loss, Non-Conf, S Site, H Home A Away N Neutral

Loyola Marymount

Through Games Of March 9, 2017

Average RPI Win:	239	WON-LOST	WINNING	LAST 10	STRENGTH OF	OPP. STRENGTH	TEAM	ADJ.	CONF.	ADJ CONF.
Average RPI Loss:	128	RECORD	PCT. RANK	GAMES	SCHEDULE	OF SCHEDULE	RPI	RPI	RPI	RPI
DIV. I ONLY	14- 16	192	5- 5	222	169	201	201	15	15	
DIV. I NON-CONF.	5- 6	186	0- 0	218	251	212	212	13	13	
TOTALS	RPI 1-25	RPI 26-50	W-L RECORDS	RPI 51-100	RPI 101-150	RPI 150+				
14- 16	0- 0	0- 0	OVERALL	1- 6	1- 6	12- 4				
9- 6	0- 0	0- 0	HOME	1- 3	1- 2	7- 1				
5- 9	0- 0	0- 0	AWAY	0- 1	0- 0	5- 1				
0- 1	0- 0	0- 0	NEUTRAL	0- 0	0- 1	0- 0				
5- 6	0- 0	0- 0	NON-CONFERENCE	0- 3	0- 2	5- 1				
2- 4	0- 0	0- 0	HOME	0- 2	0- 1	2- 1				
3- 2	0- 0	0- 0	AWAY	0- 1	0- 1	3- 0				
0- 0	0- 0	0- 0	NEUTRAL	0- 0	0- 0	0- 0				
9- 10	0- 0	0- 0	CONFERENCE	1- 3	1- 4	7- 3				
7- 2	0- 0	0- 0	HOME	1- 1	1- 1	5- 0				
2- 7	0- 0	0- 0	AWAY	0- 2	0- 2	2- 3				
0- 1	0- 0	0- 0	NEUTRAL	0- 0	0- 1	0- 0				

RPI S	Opponent	Score	RPI S	Opponent	Score	RPI S	Opponent	Score	RPI S	Opponent	Score	Team's RPI: 201
						57	H Belmont	72 79	102	A Washington St.	45 92	
						64	A Gonzaga	61 73	109	A St. Mary's (CA)	59 74	
						64	H Gonzaga	56 80	109	H St. Mary's (CA)	72 57	
						82	A Oklahoma St.	58 66	122	H Long Beach St.	78 81	
						88	A BYU	59 76	139	A San Francisco	73 89	
						88	H BYU	77 74	139	H San Francisco	72 79	
						93	H Saint Louis	76 90	139	N San Francisco	67 80	
									163	A Santa Clara	64 71	
									163	H Santa Clara	61 50	
									187	H UC Riverside	72 75	
									214	H UC Santa Barbara	57 55	
									218	A Seattle U	62 59	
									224	A San Diego	58 61	
									224	H San Diego	63 55	
									243	A Pacific	65 52	
									243	H Pacific	75 64	
									267	A San Diego St.	60 53	
									275	A Portland	56 71	
									275	H Portland	69 54	
									313	A Pepperdine	87 78	
									313	H Pepperdine	72 60	
									327	H UC Irvine	58 39	
									346	A Cal St. Fullerton	77 62	
LAST 12 Division I GAMES:												
						139	N San Francisco	67 80	64	A Gonzaga	61 73	
						243	H Pacific	75 64	139	H San Francisco	72 79	
						139	A San Francisco	73 89	224	H San Diego	63 55	
						313	A Pepperdine	87 78	88	H BYU	77 74	
						109	H St. Mary's (CA)	72 57	243	A Pacific	65 52	
						275	A Portland	56 71	163	H Santa Clara	61 50	

Non-Div I Games:

Loyola Marymount

■ Loss,
■ Non-Conf,
■ S Site,
■ H Home
■ A Away
N Neutral

Average RPI Win:	204	WON-LOST	WINNING	LAST 10	STRENGTH OF	OPP. STRENGTH	TEAM	ADJ.	CONF.	ADJ CONF.
Average RPI Loss:	121	RECORD	PCT. RANK	GAMES	SCHEDULE	OF SCHEDULE	RPI	RPI	RPI	RPI
DIV. I ONLY	18- 15	149	7- 3	119	133	125	125	22	22	
DIV. I NON-CONF.	7- 8	181	0- 0	73	22	98	98	22	22	
TOTALS	RPI 1-25	RPI 26-50	W-L RECORDS	RPI 51-100	RPI 101-150	RPI 150+				
18- 15	0- 3	0- 1	OVERALL	3- 3	1- 2	14- 6				
10- 2	0- 1	0- 0	HOME	1- 1	1- 0	8- 0				
3- 12	0- 2	0- 1	AWAY	0- 2	0- 2	3- 5				
5- 1	0- 0	0- 0	NEUTRAL	2- 0	0- 0	3- 1				
7- 8	0- 3	0- 1	NON-CONFERENCE	2- 1	0- 1	5- 2				
3- 1	0- 1	0- 0	HOME	1- 0	0- 0	2- 0				
1- 6	0- 2	0- 1	AWAY	0- 1	0- 1	1- 1				
3- 1	0- 0	0- 0	NEUTRAL	1- 0	0- 0	2- 1				
11- 7	0- 0	0- 0	CONFERENCE	1- 2	1- 1	9- 4				
7- 1	0- 0	0- 0	HOME	0- 1	1- 0	6- 0				
2- 6	0- 0	0- 0	AWAY	0- 1	0- 1	2- 4				
2- 0	0- 0	0- 0	NEUTRAL	1- 0	0- 0	1- 0				

RPI 1-25				RPI 26-50				RPI 51-100				RPI 101+ Team's RPI: 125			
RPI	S	Opponent	Score	RPI	S	Opponent	Score	RPI	S	Opponent	Score	RPI	S	Opponent	Score
3	A	South Carolina	42 79	43	A	Harvard	62 69	58	H	Purdue	67 47	113	A	Clemson	61 69
5	H	Mississippi St.	43 87					65	N	Chattanooga	49 39	114	A	Albany (NY)	60 64
15	A	Miami (FL)	51 76					75	A	Tulane	62 77	114	H	Albany (NY)	84 71
								76	A	New Hampshire	44 50	158	H	Northeastern	68 49
								76	H	New Hampshire	57 65	164	N	Hampton	49 58
								76	N	New Hampshire	61 52	175	A	Boston College	53 64
												183	A	Hartford	66 60
												183	H	Hartford	73 62
												203	N	ETSU	61 48
												210	A	UMBC	62 66
												210	H	UMBC	72 40
												211	A	Binghamton	52 58
												211	H	Binghamton	62 49
												211	N	Binghamton	57 40
												217	H	Dartmouth	60 55
												244	A	Bryant	77 52
												258	A	Stony Brook	41 55
												258	H	Stony Brook	78 71
												274	A	Vermont	52 55
												274	H	Vermont	59 43
												328	N	Saint Peter's	59 43
												343	A	UMass Lowell	65 44
												343	H	UMass Lowell	76 50
LAST 12 Division I GAMES:															
		76 N New Hampshire	61 52			343 H UMass Lowell	76 50								
		211 N Binghamton	57 40			183 A Hartford	66 60								
		211 H Binghamton	62 49			210 A UMBC	62 66								
		114 A Albany (NY)	60 64			274 H Vermont	59 43								
		76 H New Hampshire	57 65			211 A Binghamton	52 58								
		258 H Stony Brook	78 71			114 H Albany (NY)	84 71								

Non-Div I Games:

Maine

■ Loss,
■ Non-Conf,
■ S Site,
■ H Home
■ A Away
N Neutral

Manhattan

Manhattan

Manhattan

Average RPI Win: 239	WON-LOST	WINNING	LAST 10	STRENGTH OF	OPP. STRENGTH	TEAM	ADJ.	CONF.	ADJ CONF.
Average RPI Loss: 166	RECORD	PCT. RANK	GAMES	SCHEDULE	OF SCHEDULE	RPI	RPI	RPI	RPI
DIV. I ONLY	15- 17	191	5- 5	309	166	233	233	19	19
DIV. I NON-CONF.	3- 7	250	0- 0	328	97	307	307	17	17
TOTALS	RPI 1-25	RPI 26-50	W-L RECORDS	RPI 51-100	RPI 101-150	RPI 150+			
15- 17	0- 1	0- 3	OVERALL	0- 0	1- 3	14- 10			
5- 8	0- 1	0- 1	HOME	0- 0	0- 2	5- 4			
8- 6	0- 0	0- 1	AWAY	0- 0	1- 1	7- 4			
2- 3	0- 0	0- 1	NEUTRAL	0- 0	0- 0	2- 2			
3- 7	0- 1	0- 1	NON-CONFERENCE	0- 0	0- 0	3- 5			
1- 2	0- 1	0- 0	HOME	0- 0	0- 0	1- 1			
1- 3	0- 0	0- 0	AWAY	0- 0	0- 0	1- 3			
1- 2	0- 0	0- 1	NEUTRAL	0- 0	0- 0	1- 1			
12- 10	0- 0	0- 2	CONFERENCE	0- 0	1- 3	11- 5			
4- 6	0- 0	0- 1	HOME	0- 0	0- 2	4- 3			
7- 3	0- 0	0- 1	AWAY	0- 0	1- 1	6- 1			
1- 1	0- 0	0- 0	NEUTRAL	0- 0	0- 0	1- 1			

RPI 1-25				RPI 26-50				RPI 51-100				RPI 101+ Team's RPI: 233			
RPI	S	Opponent	Score	RPI	S	Opponent	Score	RPI	S	Opponent	Score	RPI	S	Opponent	Score
23	H	Creighton	50 72	33	A	Quinnipiac	57 79					107	A	Rider	46 65
				33	H	Quinnipiac	36 70					107	H	Rider	56 69
				46	N	Auburn	51 52					148	A	Iona	68 62
												148	H	Iona	37 48
												164	A	Fairfield	68 62
												164	H	Fairfield	71 55
												164	N	Fairfield	44 61
												172	N	East Carolina	68 70
												176	A	Siena	70 59
												176	H	Siena	68 69
												178	A	Hofstra	42 62
												197	H	Seton Hall	63 76
												217	A	Dartmouth	66 61
												220	A	Monmouth	69 79
												220	H	Monmouth	76 66
												226	H	Boston U.	76 57
												253	A	Canisius	85 74
												253	H	Canisius	67 60
												265	A	Niagara	60 58
												265	H	Niagara	53 68
												278	N	N.C. A&T	69 64
												279	A	Manhattan	62 47
												279	H	Manhattan	81 76
												301	A	Rhode Island	61 82
												317	A	Holy Cross	46 50
												328	A	Saint Peter's	66 58
LAST 12 Division I GAMES:															
				164	N	Fairfield	44 61					107	A	Rider	46 65
				328	N	Saint Peter's	71 60					265	H	Niagara	53 68
				279	H	Manhattan	81 76					33	A	Quinnipiac	57 79
				33	H	Quinnipiac	36 70					328	A	Saint Peter's	66 58
				220	H	Monmouth	76 66					176	A	Siena	70 59
				164	A	Fairfield	68 62					253	H	Canisius	67 60

Non-Div I Games:

Marist

■ Loss,
 ■ Non-Conf, S Site,
 ■ Home
 ■ Away
 N Neutral

M
a
r
i
s
t

RPI S Opponent Marist Score

Through Games Of March 9, 2017

RPI	S	Opponent	Score	
328	H	Saint Peter's	69	73
328	N	Saint Peter's	71	60

M
a
r
i
s
t

Marist

Average RPI Win:	134	WON-LOST	WINNING	LAST 10	STRENGTH OF	OPP. STRENGTH	TEAM	ADJ.	CONF.	ADJ CONF.
Average RPI Loss:	81	RECORD	PCT. RANK	GAMES	SCHEDULE	OF SCHEDULE	RPI	RPI	RPI	RPI
DIV. I ONLY	25- 7	29	9- 1	54	74	27	27	7	7	
DIV. I NON-CONF.	9- 2	37	0- 0	87	87	44	44	7	7	
TOTALS	RPI 1-25	RPI 26-50	W-L RECORDS	RPI 51-100	RPI 101-150	RPI 150+				
25- 7	5- 2	1- 1	OVERALL	6- 2	1- 0	12- 2				
16- 3	3- 1	1- 1	HOME	4- 1	1- 0	7- 0				
9- 3	2- 1	0- 0	AWAY	2- 1	0- 0	5- 1				
0- 1	0- 0	0- 0	NEUTRAL	0- 0	0- 0	0- 1				
9- 2	1- 0	1- 1	NON-CONFERENCE	1- 0	1- 0	5- 1				
6- 1	0- 0	1- 1	HOME	1- 0	1- 0	3- 0				
3- 0	1- 0	0- 0	AWAY	0- 0	0- 0	2- 0				
0- 1	0- 0	0- 0	NEUTRAL	0- 0	0- 0	0- 1				
16- 5	4- 2	0- 0	CONFERENCE	5- 2	0- 0	7- 1				
10- 2	3- 1	0- 0	HOME	3- 1	0- 0	4- 0				
6- 3	1- 1	0- 0	AWAY	2- 1	0- 0	3- 1				
0- 0	0- 0	0- 0	NEUTRAL	0- 0	0- 0	0- 0				

RPI 1-25				RPI 26-50				Team's RPI: 27				RPI 51-100				RPI 101+			
RPI	S	Opponent	Score	RPI	S	Opponent	Score	RPI	S	Opponent	Score	RPI	S	Opponent	Score	RPI	S	Opponent	Score
4	A	Oregon St.	74 73	26	H	Green Bay	63 78	59	H	Western Ill.	77 61	144	H	Milwaukee	85 74				
17	A	DePaul	102 101	34	H	Arizona St.	75 63	66	A	Villanova	77 71	153	H	New Mexico	62 52				
17	H	DePaul	86 78					66	H	Villanova	62 53	163	N	Santa Clara	62 65				
17	H	DePaul	96 81					68	A	St. John's (NY)	64 70	195	A	Providence	64 66				
23	A	Creighton	77 80					68	H	St. John's (NY)	72 82	195	H	Providence	79 74				
23	H	Creighton	63 83					69	A	Georgetown	84 77	197	A	Seton Hall	83 77				
23	H	Creighton	72 65					69	H	Georgetown	80 70	197	H	Seton Hall	103 60				
								69	H	Georgetown	80 66	204	A	Xavier	86 71				
												204	H	Xavier	85 61				
												209	A	Wisconsin	81 75				
												242	H	Saint Francis (PA)	104 91				
												243	A	Pacific	89 75				
												259	A	Butler	72 66				
												259	H	Butler	91 53				
												342	H	Longwood	87 37				
LAST 12 Division I GAMES:																			
17	H	DePaul	86 78	204	A	Xavier	86 71												
23	H	Creighton	72 65	259	A	Butler	72 66												
69	H	Georgetown	80 66	68	H	St. John's (NY)	72 82												
66	H	Villanova	62 53	197	H	Seton Hall	103 60												
69	H	Georgetown	80 70	23	A	Creighton	77 80												
17	H	DePaul	96 81	195	A	Providence	64 66												

Non-Div I Games:

Marquette

■ Loss,
 ■ Non-Conf,
 ■ S Site,
 ■ H Home
 ■ A Away
 N Neutral

Average RPI Win: 273		WON-LOST	WINNING	LAST 10	STRENGTH OF	OPP. STRENGTH	TEAM	ADJ.	CONF.	ADJ CONF.
Average RPI Loss: 131		RECORD	PCT. RANK	GAMES	SCHEDULE	OF SCHEDULE	RPI	RPI	RPI	RPI
DIV. I ONLY		11- 17	231	1- 9	220	193	249	249	14	14
DIV. I NON-CONF.		6- 3	97	0- 0	341	317	217	217	16	16
TOTALS	RPI 1-25		RPI 26-50		W-L RECORDS		RPI 51-100		RPI 101-150	RPI 150+
11- 17	0- 0		0- 2		OVERALL		0- 3		0- 8	11- 4
7- 6	0- 0		0- 1		HOME		0- 1		0- 4	7- 0
3- 9	0- 0		0- 1		AWAY		0- 2		0- 3	3- 3
1- 2	0- 0		0- 0		NEUTRAL		0- 0		0- 1	1- 1
6- 3	0- 0		0- 0		NON-CONFERENCE		0- 1		0- 1	6- 1
4- 0	0- 0		0- 0		HOME		0- 0		0- 0	4- 0
1- 2	0- 0		0- 0		AWAY		0- 1		0- 1	1- 0
1- 1	0- 0		0- 0		NEUTRAL		0- 0		0- 0	1- 1
5- 14	0- 0		0- 2		CONFERENCE		0- 2		0- 7	5- 3
3- 6	0- 0		0- 1		HOME		0- 1		0- 4	3- 0
2- 7	0- 0		0- 1		AWAY		0- 1		0- 2	2- 3
0- 1	0- 0		0- 0		NEUTRAL		0- 0		0- 1	0- 0

RPI 1-25					
RPI	S	Opponent	Score		
40	A	Western Ky.	57	73	
40	H	Western Ky.	64	78	
RPI 26-50					
RPI	S	Opponent	Score		
RPI 51-100					
RPI	S	Opponent	Score		
80	A	Middle Tenn.	69	94	
80	H	Middle Tenn.	63	72	
85	A	Penn St.	80	82	
RPI 101+					
RPI	S	Opponent	Score		
110	H	Southern Miss.	78	82	
117	A	Charlotte	77	93	
117	H	Charlotte	75	89	
117	N	Charlotte	66	71	
119	A	North Carolina	53	75	
136	A	Old Dominion	69	73	
136	H	Old Dominion	85	94	
138	H	Louisiana Tech	54	72	
159	A	Rice	74	84	
182	A	North Texas	60	57	
184	A	UTSA	88	81	
189	A	UAB	55	71	
189	H	UAB	61	58	
208	A	Illinois	55	53	
256	H	Coastal Caro.	84	66	
269	N	Prairie View	68	78	
302	A	UTEP	74	84	
308	H	FIU	70	52	
325	H	Florida A&M	77	67	
330	H	Morgan St.	62	43	
338	H	Fla. Atlantic	76	53	
340	N	Sam Houston St.	73	50	
342	H	Longwood	70	50	
Team's RPI: 249					

Non-Div I Games:	Me.-Fort Kent	136	62	Bluefield Col.	77	35
------------------	---------------	-----	----	----------------	----	----

Marshall

■ Loss, ■ Non-Conf, S Site, H Home A Away N Neutral

Maryland

Through Games Of March 9, 2017

Average RPI Win:	143	WON-LOST	WINNING	LAST 10	STRENGTH OF	OPP. STRENGTH	TEAM	ADJ.	CONF.	ADJ CONF.
Average RPI Loss:	13	RECORD	PCT. RANK	GAMES	SCHEDULE	OF SCHEDULE	RPI	RPI	RPI	RPI
DIV. I ONLY	30- 2	2	9- 1	117	47	16	16	6	6	
DIV. I NON-CONF.	12- 1	7	0- 0	235	63	54	54	6	6	
TOTALS	RPI 1-25	RPI 26-50	W-L RECORDS	RPI 51-100	RPI 101-150	RPI 150+				
30- 2	1- 2	5- 0	OVERALL	9- 0	2- 0	13- 0				
14- 1	0- 1	1- 0	HOME	4- 0	0- 0	9- 0				
11- 1	1- 1	2- 0	AWAY	3- 0	1- 0	4- 0				
5- 0	0- 0	2- 0	NEUTRAL	2- 0	1- 0	0- 0				
12- 1	1- 1	1- 0	NON-CONFERENCE	0- 0	2- 0	8- 0				
6- 1	0- 1	0- 0	HOME	0- 0	0- 0	6- 0				
4- 0	1- 0	0- 0	AWAY	0- 0	1- 0	2- 0				
2- 0	0- 0	1- 0	NEUTRAL	0- 0	1- 0	0- 0				
18- 1	0- 1	4- 0	CONFERENCE	9- 0	0- 0	5- 0				
8- 0	0- 0	1- 0	HOME	4- 0	0- 0	3- 0				
7- 1	0- 1	2- 0	AWAY	3- 0	0- 0	2- 0				
3- 0	0- 0	1- 0	NEUTRAL	2- 0	0- 0	0- 0				

RPI 1-25				RPI 26-50				RPI 51-100				RPI 101+			
RPI	S	Opponent	Score	RPI	S	Opponent	Score	RPI	S	Opponent	Score	RPI	S	Opponent	Score
1	H	UConn	81 87	34	N	Arizona St.	83 42	58	A	Purdue	85 70	102	N	Washington St.	79 69
11	A	Louisville	78 72	41	A	Michigan St.	89 72	58	N	Purdue	74 64	123	A	Duquesne	77 57
25	A	Ohio St.	87 98	41	N	Michigan St.	100 89	63	A	Iowa	98 82	196	A	Nebraska	93 49
				47	H	Michigan	83 70	63	H	Iowa	100 81	208	A	Illinois	94 49
				49	A	Indiana	92 56	67	H	Northwestern	96 65	208	H	Illinois	84 59
								72	A	Minnesota	83 72	209	H	Wisconsin	89 40
								72	H	Minnesota	93 60	210	H	UMBC	92 42
								72	N	Minnesota	92 80	212	H	Towson	97 63
								85	H	Penn St.	89 83	228	H	Rutgers	80 71
												260	H	UMES	106 61
												265	A	Niagara	96 64
												267	A	Loyola Maryland	79 60
												288	H	Mt. St. Mary's	106 42
												328	H	Saint Peter's	101 49
												343	H	UMass Lowell	100 44
LAST 12 Division I GAMES:															
				58	N	Purdue	74 64	41	A	Michigan St.	89 72				
				41	N	Michigan St.	100 89	208	H	Illinois	84 59				
				72	N	Minnesota	92 80	49	A	Indiana	92 56				
				72	H	Minnesota	93 60	58	A	Purdue	85 70				
				25	A	Ohio St.	87 98	63	H	Iowa	100 81				
				209	H	Wisconsin	89 40	208	A	Illinois	94 49				

Non-Div I Games:

Maryland

Loss, Non-Conf, S Site, H Home A Away N Neutral

Massachusetts

Through Games Of March 9, 2017

Average RPI Win:	274	WON-LOST	WINNING	LAST 10	STRENGTH OF	OPP. STRENGTH	TEAM	ADJ.	CONF.	ADJ CONF.
Average RPI Loss:	160	RECORD	PCT. RANK	GAMES	SCHEDULE	OF SCHEDULE	RPI	RPI	RPI	RPI
DIV. I ONLY	8- 21	288	1- 9	281	164	309	309	12	12	
DIV. I NON-CONF.	5- 7	205	1- 0	307	271	268	268	12	12	
TOTALS	RPI 1-25	RPI 26-50	W-L RECORDS	RPI 51-100	RPI 101-150	RPI 150+				
8- 21	0- 0	0- 1	OVERALL	0- 6	1- 3	7- 11				
6- 6	0- 0	0- 0	HOME	0- 2	1- 0	5- 4				
1- 14	0- 0	0- 0	AWAY	0- 1	0- 1	1- 2				
1- 1	0- 0	0- 0	NEUTRAL	0- 1	0- 0	1- 0				
5- 7	0- 0	0- 0	NON-CONFERENCE	0- 3	0- 0	5- 4				
4- 0	0- 0	0- 0	HOME	0- 0	0- 0	4- 0				
0- 6	0- 0	0- 0	AWAY	0- 2	0- 0	0- 4				
1- 1	0- 0	0- 0	NEUTRAL	0- 1	0- 0	1- 0				
3- 14	0- 0	0- 1	CONFERENCE	0- 3	1- 3	2- 7				
2- 6	0- 0	0- 0	HOME	0- 2	1- 0	1- 4				
1- 8	0- 0	0- 1	AWAY	0- 1	0- 3	1- 3				
0- 0	0- 0	0- 0	NEUTRAL	0- 0	0- 0	0- 0				

RPI S	Opponent	Score	RPI S	Opponent	Score	RPI S	Opponent	Score	RPI S	Opponent	Score	Team's RPI: 309
			32 A Dayton	65 77		52 H George Washington	54 60		112 A Saint Joseph's	50 81		
						63 A Iowa	30 71		120 A Fordham	43 74		
						77 N Drexel	47 65		123 H Duquesne	75 67		
						91 A Buffalo	47 61		145 A VCU	52 55		
						93 A Saint Louis	51 91		171 A La Salle	64 68		
						93 H Saint Louis	60 81		171 H La Salle	52 57		
									178 A Hofstra	55 71		
									183 A Hartford	56 75		
									193 H George Mason	55 66		
									226 A Boston U.	60 64		
									231 A Richmond	45 56		
									244 H Bryant	68 62		
									248 H St. Bonaventure	38 55		
									276 A Davidson	61 60		
									276 H Davidson	59 63		
									301 A Rhode Island	50 53		
									301 H Rhode Island	68 67		
									304 H North Dakota St.	70 58		
									305 H Central Conn. St.	76 37		
									308 A FIU	57 58		
									317 H Holy Cross	69 66		
									323 N Montana	59 58		
LAST 12 Division I GAMES:												
			93 A Saint Louis	51 91		276 H Davidson	59 63					
			323 N Montana	59 58		93 H Saint Louis	60 81					
			301 A Rhode Island	50 53		145 A VCU	52 55					
			171 H La Salle	52 57		171 A La Salle	64 68					
			231 A Richmond	45 56		52 H George Washington	54 60					
			120 A Fordham	43 74		248 H St. Bonaventure	38 55					

Non-Div I Games: Merrimack 73 44

Massachusetts

Loss, Non-Conf, S Site, H Home A Away N Neutral

Average RPI Win:	320	WON-LOST	WINNING	LAST 10	STRENGTH OF	OPP. STRENGTH	TEAM	ADJ.	CONF.	ADJ CONF.
Average RPI Loss:	158	RECORD	PCT. RANK	GAMES	SCHEDULE	OF SCHEDULE	RPI	RPI	RPI	RPI
DIV. I ONLY	10- 16	243	4- 6	308	284	281	281	27	27	
DIV. I NON-CONF.	1- 6	310	0- 0	242	66	305	305	27	27	
TOTALS	RPI 1-25	RPI 26-50	W-L RECORDS	RPI 51-100	RPI 101-150	RPI 150+				
10- 16	0- 0	0- 0	OVERALL	0- 4	0- 6	10- 6				
5- 6	0- 0	0- 0	HOME	0- 2	0- 3	5- 1				
4- 8	0- 0	0- 0	AWAY	0- 2	0- 2	4- 4				
1- 2	0- 0	0- 0	NEUTRAL	0- 0	0- 1	1- 1				
1- 6	0- 0	0- 0	NON-CONFERENCE	0- 1	0- 3	1- 2				
0- 2	0- 0	0- 0	HOME	0- 0	0- 2	0- 0				
1- 2	0- 0	0- 0	AWAY	0- 1	0- 0	1- 1				
0- 2	0- 0	0- 0	NEUTRAL	0- 0	0- 1	0- 1				
9- 10	0- 0	0- 0	CONFERENCE	0- 3	0- 3	9- 4				
5- 4	0- 0	0- 0	HOME	0- 2	0- 1	5- 1				
3- 6	0- 0	0- 0	AWAY	0- 1	0- 2	3- 3				
1- 0	0- 0	0- 0	NEUTRAL	0- 0	0- 0	1- 0				

RPI 1-25			RPI 26-50			RPI 51-100			RPI 101+ Team's RPI: 281		
RPI	S	Opponent	Score	RPI	S	Opponent	Score	RPI	S	Opponent	Score
								75	A	Tulane	65 82
								97	A	Central Ark.	52 67
								97	H	Central Ark.	49 72
								99	H	SFA	65 96

Non-Div I Games: LSU-Alexandria 100 66 Louisiana Col. 88 47 Southern-N.O. 94 65 Wiley 72 56
McNeese

Loss, Non-Conf, S Site, H Home A Away N Neutral

Memphis

Through Games Of March 9, 2017

Average RPI Win:	156	WON-LOST	WINNING	LAST 10	STRENGTH OF	OPP. STRENGTH	TEAM	ADJ.	CONF.	ADJ CONF.
Average RPI Loss:	125	RECORD	PCT. RANK	GAMES	SCHEDULE	OF SCHEDULE	RPI	RPI	RPI	RPI
DIV. I ONLY	14- 16	192	5- 5	114	77	167	167	5	5	
DIV. I NON-CONF.	7- 6	157	0- 0	284	171	225	225	5	5	
TOTALS	RPI 1-25	RPI 26-50	W-L RECORDS	RPI 51-100	RPI 101-150	RPI 150+				
14- 16	0- 3	1- 2	OVERALL	4- 0	2- 4	7- 7				
11- 5	0- 1	1- 1	HOME	2- 0	2- 1	6- 2				
3- 9	0- 2	0- 1	AWAY	2- 0	0- 2	1- 4				
0- 2	0- 0	0- 0	NEUTRAL	0- 0	0- 1	0- 1				
7- 6	0- 0	0- 1	NON-CONFERENCE	0- 0	2- 0	5- 5				
6- 2	0- 0	0- 1	HOME	0- 0	2- 0	4- 1				
1- 3	0- 0	0- 0	AWAY	0- 0	0- 0	1- 3				
0- 1	0- 0	0- 0	NEUTRAL	0- 0	0- 0	0- 1				
7- 10	0- 3	1- 1	CONFERENCE	4- 0	0- 4	2- 2				
5- 3	0- 1	1- 0	HOME	2- 0	0- 1	2- 1				
2- 6	0- 2	0- 1	AWAY	2- 0	0- 2	0- 1				
0- 1	0- 0	0- 0	NEUTRAL	0- 0	0- 1	0- 0				

RPI S Opponent	Score	RPI S Opponent	Score	RPI S Opponent	Score	RPI S Opponent	Score	Team's RPI: 167
1 A UConn	48 91	30 A South Fla.	49 79	75 A Tulane	55 52	101 A SMU	44 53	
18 A Temple	51 66	30 H South Fla.	62 57	75 H Tulane	57 56	101 H SMU	39 60	
18 H Temple	67 73	45 H Little Rock	44 54	94 A UCF	65 62	111 H Vanderbilt	75 59	
				94 H UCF	65 59	138 H Louisiana Tech	56 54	
						143 A Tulsa	52 57	
						143 N Tulsa	55 60	
						152 H Missouri St.	69 60	
						169 A Southern Ill.	61 69	
						172 H East Carolina	72 50	
						173 N Arkansas	61 91	
						174 H Houston	66 65	
						180 A Cincinnati	57 68	
						180 H Cincinnati	59 66	
						188 H Kansas	58 68	
						208 A Illinois	64 54	
						230 A Samford	42 48	
						266 H Southeast Mo. St.	65 63	
						285 A Nevada	67 75	
						294 H Nicholls St.	73 62	
						303 H Northwestern St.	54 38	
LAST 12 Division I GAMES:								
143 N Tulsa	55 60	75 A Tulane	55 52					
75 H Tulane	57 56	30 H South Fla.	62 57					
1 A UConn	48 91	101 A SMU	44 53					
101 H SMU	39 60	94 H UCF	65 59					
180 A Cincinnati	57 68	174 H Houston	66 65					
172 H East Carolina	72 50	18 A Temple	51 66					

Non-Div I Games:

Memphis

Loss, Non-Conf, S Site, H Home A Away N Neutral

Average RPI Win:	242	WON-LOST	WINNING	LAST 10	STRENGTH OF	OPP. STRENGTH	TEAM	ADJ.	CONF.	ADJ CONF.
Average RPI Loss:	59	RECORD	PCT. RANK	GAMES	SCHEDULE	OF SCHEDULE	RPI	RPI	RPI	RPI
DIV. I ONLY	22- 6	27	8- 2	290	144	92	92	17	17	
DIV. I NON-CONF.	8- 3	67	0- 0	326	79	135	135	20	20	
TOTALS	RPI 1-25	RPI 26-50	W-L RECORDS	RPI 51-100	RPI 101-150	RPI 150+				
22- 6	0- 1	0- 0	OVERALL	0- 5	0- 0	22- 0				
9- 2	0- 1	0- 0	HOME	0- 1	0- 0	9- 0				
11- 3	0- 0	0- 0	AWAY	0- 3	0- 0	11- 0				
2- 1	0- 0	0- 0	NEUTRAL	0- 1	0- 0	2- 0				
8- 3	0- 1	0- 0	NON-CONFERENCE	0- 2	0- 0	8- 0				
3- 1	0- 1	0- 0	HOME	0- 0	0- 0	3- 0				
5- 2	0- 0	0- 0	AWAY	0- 2	0- 0	5- 0				
0- 0	0- 0	0- 0	NEUTRAL	0- 0	0- 0	0- 0				
14- 3	0- 0	0- 0	CONFERENCE	0- 3	0- 0	14- 0				
6- 1	0- 0	0- 0	HOME	0- 1	0- 0	6- 0				
6- 1	0- 0	0- 0	AWAY	0- 1	0- 0	6- 0				
2- 1	0- 0	0- 0	NEUTRAL	0- 1	0- 0	2- 0				

RPI 1-25				RPI 26-50				RPI 51-100				Team's RPI: 92	RPI 101+			
RPI	S	Opponent	Score	RPI	S	Opponent	Score	RPI	S	Opponent	Score		RPI	S	Opponent	Score
12	H	Florida St.	40 83					61	A	Georgia Tech	50 70		174	A	Houston	64 60
								65	A	Chattanooga	50 70		186	H	Campbell	76 60
								65	H	Chattanooga	56 74		199	A	UNCG	77 64
								65	N	Chattanooga	59 61		199	H	UNCG	58 47
								86	A	Georgia	64 72		203	A	ETSU	71 56
													203	H	ETSU	72 55
													208	A	Illinois	51 33
													230	A	Samford	76 68
													230	H	Samford	59 49
													230	N	Samford	63 52
													238	A	Wofford	61 46
													238	H	Wofford	54 39
													238	N	Wofford	67 42
													247	A	Ga. Southern	77 56
													257	A	Furman	68 47
													257	H	Furman	76 52
													271	H	Kennesaw St.	61 46
													276	A	Davidson	67 60
													277	A	Western Caro.	59 57
													277	H	Western Caro.	84 53
													338	H	Fla. Atlantic	74 57
													345	A	Winthrop	71 48
LAST 12 Division I GAMES:																
				65	N	Chattanooga	59 61	199	H	UNCG	58 47					
				230	N	Samford	63 52	277	H	Western Caro.	84 53					
				238	N	Wofford	67 42	203	A	ETSU	71 56					
				230	A	Samford	76 68	65	A	Chattanooga	50 70					
				257	A	Furman	68 47	230	H	Samford	59 49					
				238	A	Wofford	61 46	238	H	Wofford	54 39					

Non-Div I Games: West Ga. 67 36 Paine 93 50 Emmanuel (GA) 84 70

Mercer

Loss, Non-Conf, S Site, H Home A Away N Neutral

Average RPI Win:	126	WON-LOST	WINNING	LAST 10	STRENGTH OF	OPP. STRENGTH	TEAM	ADJ.	CONF.	ADJ CONF.
Average RPI Loss:	12	RECORD	PCT. RANK	GAMES	SCHEDULE	OF SCHEDULE	RPI	RPI	RPI	RPI
DIV. I ONLY	23- 8	43	7- 3	20	21	15	15	3	3	
DIV. I NON-CONF.	11- 1	12	0- 0	140	68	17	17	4	4	
TOTALS	RPI 1-25	RPI 26-50	W-L RECORDS	RPI 51-100	RPI 101-150	RPI 150+				
23- 8	2- 7	1- 1	OVERALL	5- 0	9- 0	6- 0				
13- 2	0- 2	0- 0	HOME	2- 0	7- 0	4- 0				
7- 5	1- 4	1- 1	AWAY	2- 0	1- 0	2- 0				
3- 1	1- 1	0- 0	NEUTRAL	1- 0	1- 0	0- 0				
11- 1	1- 1	0- 0	NON-CONFERENCE	1- 0	5- 0	4- 0				
7- 0	0- 0	0- 0	HOME	0- 0	4- 0	3- 0				
3- 1	1- 1	0- 0	AWAY	1- 0	0- 0	1- 0				
1- 0	0- 0	0- 0	NEUTRAL	0- 0	1- 0	0- 0				
12- 7	1- 6	1- 1	CONFERENCE	4- 0	4- 0	2- 0				
6- 2	0- 2	0- 0	HOME	2- 0	3- 0	1- 0				
4- 4	0- 3	1- 1	AWAY	1- 0	1- 0	1- 0				
2- 1	1- 1	0- 0	NEUTRAL	1- 0	0- 0	0- 0				

RPI S	Opponent	Score	RPI S	Opponent	Score	RPI S	Opponent	Score	RPI S	Opponent	Score
2	H Notre Dame	55 67	31	A Syracuse	48 81	51	H Virginia	63 52	103	H Texas Tech	74 56
8	A Duke	70 83	38	A North Carolina St.	67 64	61	H Georgia Tech	75 70	104	A Virginia Tech	79 69
8	N Duke	52 57				61	N Georgia Tech	87 71	104	H Virginia Tech	82 75
11	A Louisville	59 63				68	A St. John's (NY)	62 50	113	H Clemson	81 57
12	A Florida St.	71 80				87	A Wake Forest	79 56	114	N Albany (NY)	77 53
12	H Florida St.	66 81							117	H Charlotte	80 46
12	N Florida St.	56 54							119	H North Carolina	100 88
14	A Kentucky	66 82							125	H Maine	76 51
25	A Ohio St.	94 89							136	H Old Dominion	66 56
LAST 12 Division I GAMES:											
8	N Duke	52 57	113	H Clemson	81 57						
12	N Florida St.	56 54	51	H Virginia	63 52						
61	N Georgia Tech	87 71	12	A Florida St.	71 80						
61	H Georgia Tech	75 70	87	A Wake Forest	79 56						
104	A Virginia Tech	79 69	175	H Boston College	58 51						
8	A Duke	70 83	119	H North Carolina	100 88						

Non-Div I Games:

Miami (FL)

■ Loss,
 ■ Non-Conf, S Site,
 ■ Home
 ■ Away
 N Neutral

Average RPI Win:	270	WON-LOST	WINNING	LAST 10	STRENGTH OF	OPP. STRENGTH	TEAM	ADJ.	CONF.	ADJ CONF.
Average RPI Loss:	126	RECORD	PCT. RANK	GAMES	SCHEDULE	OF SCHEDULE	RPI	RPI	RPI	RPI
DIV. I ONLY	9- 21	280	4- 6	153	178	246	246	10	10	
DIV. I NON-CONF.	4- 7	224	0- 0	221	341	249	249	11	11	
TOTALS	RPI 1-25	RPI 26-50	W-L RECORDS	RPI 51-100	RPI 101-150	RPI 150+				
9- 21	0- 0	0- 1	OVERALL	0- 10	0- 2	9- 8				
2- 10	0- 0	0- 0	HOME	0- 5	0- 1	2- 4				
5- 9	0- 0	0- 1	AWAY	0- 5	0- 1	5- 2				
2- 2	0- 0	0- 0	NEUTRAL	0- 0	0- 0	2- 2				
4- 7	0- 0	0- 0	NON-CONFERENCE	0- 1	0- 1	4- 5				
0- 3	0- 0	0- 0	HOME	0- 1	0- 0	0- 2				
2- 2	0- 0	0- 0	AWAY	0- 0	0- 1	2- 1				
2- 2	0- 0	0- 0	NEUTRAL	0- 0	0- 0	2- 2				
5- 14	0- 0	0- 1	CONFERENCE	0- 9	0- 1	5- 3				
2- 7	0- 0	0- 0	HOME	0- 4	0- 1	2- 2				
3- 7	0- 0	0- 1	AWAY	0- 5	0- 0	3- 1				
0- 0	0- 0	0- 0	NEUTRAL	0- 0	0- 0	0- 0				

RPI S	Opponent	Score	RPI S	Opponent	Score	RPI S	Opponent	Score	RPI S	Opponent	Score	Team's RPI: 246
			44 A	Central Mich.	61 80	55 A	Toledo	50 64	118 H	Ball St.	60 81	
						62 H	IUPUI	53 65	142 A	Wright St.	57 65	
						70 A	Ohio	63 77	160 A	Western Mich.	66 73	
						70 H	Ohio	62 79	160 H	Western Mich.	60 85	
						81 A	Northern Ill.	76 89	171 N	La Salle	70 79	
						81 H	Northern Ill.	61 63	177 A	Morehead St.	43 77	
						91 A	Buffalo	45 71	180 H	Cincinnati	43 49	
						91 H	Buffalo	51 68	195 N	Providence	59 75	
						96 A	Kent St.	66 84	234 A	Akron	66 62	
						96 H	Kent St.	51 78	234 H	Akron	54 49	
									250 H	Indiana St.	54 62	
									255 A	Bowling Green	75 65	
									255 H	Bowling Green	59 61	
									262 A	Austin Peay	73 58	
									270 N	Eastern Ky.	65 54	
									284 A	Eastern Mich.	79 63	
									284 H	Eastern Mich.	72 61	
									295 A	Northern Ky.	60 50	
									316 N	Fort Wayne	69 47	
LAST 12 Division I GAMES:												
160 A	Western Mich.	66 73	81 H	Northern Ill.	61 63							
255 A	Bowling Green	75 65	284 A	Eastern Mich.	79 63							
96 H	Kent St.	51 78	234 H	Akron	54 49							
70 A	Ohio	63 77	118 H	Ball St.	60 81							
234 A	Akron	66 62	96 A	Kent St.	66 84							
255 H	Bowling Green	59 61	70 H	Ohio	62 79							

Non-Div I Games: Cedarville 70 57 Northwood 64 49

Miami (OH)

Loss, Non-Conf, S Site, H Home A Away N Neutral

Michigan

Through Games Of March 9, 2017

Average RPI Win:	165	WON-LOST	WINNING	LAST 10	STRENGTH OF	OPP. STRENGTH	TEAM	ADJ.	CONF.	ADJ CONF.
Average RPI Loss:	54	RECORD	PCT. RANK	GAMES	SCHEDULE	OF SCHEDULE	RPI	RPI	RPI	RPI
DIV. I ONLY	22- 9	63	6- 4	98	75	47	47	6	6	
DIV. I NON-CONF.	11- 3	53	0- 0	131	148	51	51	6	6	
TOTALS	RPI 1-25	RPI 26-50	W-L RECORDS	RPI 51-100	RPI 101-150	RPI 150+				
22- 9	0- 4	1- 3	OVERALL	7- 1	0- 0	14- 1				
14- 1	0- 0	1- 1	HOME	4- 0	0- 0	9- 0				
6- 6	0- 3	0- 1	AWAY	2- 1	0- 0	4- 1				
2- 2	0- 1	0- 1	NEUTRAL	1- 0	0- 0	1- 0				
11- 3	0- 2	0- 0	NON-CONFERENCE	3- 0	0- 0	8- 1				
7- 0	0- 0	0- 0	HOME	1- 0	0- 0	6- 0				
2- 2	0- 1	0- 0	AWAY	1- 0	0- 0	1- 1				
2- 1	0- 1	0- 0	NEUTRAL	1- 0	0- 0	1- 0				
11- 6	0- 2	1- 3	CONFERENCE	4- 1	0- 0	6- 0				
7- 1	0- 0	1- 1	HOME	3- 0	0- 0	3- 0				
4- 4	0- 2	0- 1	AWAY	1- 1	0- 0	3- 0				
0- 1	0- 0	0- 1	NEUTRAL	0- 0	0- 0	0- 0				

RPI 1-25				RPI 26-50				Team's RPI: 47	RPI 51-100				RPI 101+			
RPI	S	Opponent	Score	RPI	S	Opponent	Score		RPI	S	Opponent	Score	RPI	S	Opponent	Score
10	A	UCLA	64 84	41	H	Michigan St.	68 86		58	A	Purdue	72 62	154	H	Oakland	101 63
12	N	Florida St.	62 76	41	N	Michigan St.	64 74		61	A	Georgia Tech	92 52	160	H	Western Mich.	66 40
16	A	Maryland	70 83	49	A	Indiana	61 72		63	H	Iowa	72 70	191	H	American	82 33
25	A	Ohio St.	87 96	49	H	Indiana	78 74		64	N	Gonzaga	78 66	196	A	Nebraska	84 51
									67	H	Northwestern	80 54	196	H	Nebraska	88 60
									70	H	Ohio	69 46	204	A	Xavier	58 61
									72	H	Minnesota	84 69	208	A	Illinois	86 70
									85	A	Penn St.	75 76	209	A	Wisconsin	73 56
													209	H	Wisconsin	75 66
													228	H	Rutgers	63 50
													229	H	Howard	109 41
													265	H	Niagara	107 35
													267	A	San Diego St.	92 57
													274	H	Vermont	78 56
													345	N	Winthrop	76 39
LAST 12 Division I GAMES:																
				41	N	Michigan St.	64 74		58	A	Purdue	72 62				
				85	A	Penn St.	75 76		63	H	Iowa	72 70				
				196	H	Nebraska	88 60		208	A	Illinois	86 70				
				41	H	Michigan St.	68 86		67	H	Northwestern	80 54				
				49	A	Indiana	61 72		196	A	Nebraska	84 51				
				209	H	Wisconsin	75 66		16	A	Maryland	70 83				

Non-Div I Games:

Michigan

■ Loss,
 ■ Non-Conf, S Site,
 ■ Home
 ■ Away
 N Neutral

Average RPI Win:	139	WON-LOST	WINNING	LAST 10	STRENGTH OF	OPP. STRENGTH	TEAM	ADJ.	CONF.	ADJ CONF.
Average RPI Loss:	70	RECORD	PCT. RANK	GAMES	SCHEDULE	OF SCHEDULE	RPI	RPI	RPI	RPI
DIV. I ONLY	21- 11	92	6- 4	57	55	41	41	6	6	
DIV. I NON-CONF.	10- 3	54	0- 0	60	54	31	31	6	6	
TOTALS	RPI 1-25	RPI 26-50	W-L RECORDS	RPI 51-100	RPI 101-150	RPI 150+				
21- 11	1- 3	4- 2	OVERALL	4- 4	1- 0	11- 2				
11- 3	1- 2	1- 0	HOME	3- 1	0- 0	6- 0				
7- 7	0- 0	2- 2	AWAY	1- 3	0- 0	4- 2				
3- 1	0- 1	1- 0	NEUTRAL	0- 0	1- 0	1- 0				
10- 3	0- 1	1- 2	NON-CONFERENCE	1- 0	1- 0	7- 0				
5- 1	0- 1	0- 0	HOME	1- 0	0- 0	4- 0				
4- 2	0- 0	1- 2	AWAY	0- 0	0- 0	3- 0				
1- 0	0- 0	0- 0	NEUTRAL	0- 0	1- 0	0- 0				
11- 8	1- 2	3- 0	CONFERENCE	3- 4	0- 0	4- 2				
6- 2	1- 1	1- 0	HOME	2- 1	0- 0	2- 0				
3- 5	0- 0	1- 0	AWAY	1- 3	0- 0	1- 2				
2- 1	0- 1	1- 0	NEUTRAL	0- 0	0- 0	1- 0				

RPI 1-25				RPI 26-50				Team's RPI: 41	RPI 51-100				RPI 101+			
RPI	S	Opponent	Score	RPI	S	Opponent	Score		RPI	S	Opponent	Score	RPI	S	Opponent	Score
2	H	Notre Dame	61 79	31	A	Syracuse	64 75		58	A	Purdue	54 66	137	N	Delaware	81 64
16	H	Maryland	72 89	33	A	Quinnipiac	71 54		58	H	Purdue	66 76	151	A	CSUN	63 59
16	N	Maryland	89 100	35	A	Oregon	55 88		63	A	Iowa	83 87	154	H	Oakland	81 74
25	H	Ohio St.	94 75	47	A	Michigan	86 68		67	A	Northwestern	65 76	158	H	Northeastern	78 44
				47	N	Michigan	74 64		72	A	Minnesota	93 74	160	A	Western Mich.	68 64
				49	H	Indiana	69 60		72	H	Minnesota	85 69	196	A	Nebraska	74 76
									85	H	Penn St.	73 64	196	H	Nebraska	93 73
									98	H	Wyoming	63 51	208	H	Illinois	71 47
													209	A	Wisconsin	81 57
													209	N	Wisconsin	70 63
													223	H	Southern U.	70 55
													228	A	Rutgers	58 62
													276	H	Davidson	70 34
													301	A	Rhode Island	85 48
LAST 12 Division I GAMES:																
		16 N Maryland	89 100			72 H Minnesota	85 69									
		47 N Michigan	74 64			16 H Maryland	72 89									
		209 N Wisconsin	70 63			63 A Iowa	83 87									
		196 A Nebraska	74 76			49 H Indiana	69 60									
		85 H Penn St.	73 64			72 A Minnesota	93 74									
		47 A Michigan	86 68			209 A Wisconsin	81 57									

Non-Div I Games:

Michigan St.

<div> <div>Average RPI Win: 208</div> <div>Average RPI Loss: 48</div> </div>				WON-LOST	WINNING	LAST 10	STRENGTH OF	OPP. STRENGTH	TEAM	ADJ.	CONF.	ADJ CONF.
				RECORD	PCT. RANK	GAMES	SCHEDULE	OF SCHEDULE	RPI	RPI	RPI	RPI
DIV. I ONLY				21- 9	69	9- 1	118	97	80	80	14	14
DIV. I NON-CONF.				5- 6	186	0- 0	36	5	107	107	16	16
TOTALS		RPI 1-25		RPI 26-50		W-L RECORDS		RPI 51-100		RPI 101-150		RPI 150+
21- 9	0- 2			1- 3		OVERALL		1- 3		3- 1		16- 0
11- 5	0- 1			1- 2		HOME		1- 2		0- 0		9- 0
9- 4	0- 1			0- 1		AWAY		0- 1		3- 1		6- 0
1- 0	0- 0			0- 0		NEUTRAL		0- 0		0- 0		1- 0
5- 6	0- 2			1- 1		NON-CONFERENCE		1- 3		0- 0		3- 0
3- 4	0- 1			1- 1		HOME		1- 2		0- 0		1- 0
2- 2	0- 1			0- 0		AWAY		0- 1		0- 0		2- 0
0- 0	0- 0			0- 0		NEUTRAL		0- 0		0- 0		0- 0
16- 3	0- 0			0- 2		CONFERENCE		0- 0		3- 1		13- 0
8- 1	0- 0			0- 1		HOME		0- 0		0- 0		8- 0
7- 2	0- 0			0- 1		AWAY		0- 0		3- 1		4- 0
1- 0	0- 0			0- 0		NEUTRAL		0- 0		0- 0		1- 0

RPI 1-25				RPI 26-50				RPI 51-100				Team's RPI: 80		RPI 101+			
RPI	S	Opponent	Score	RPI	S	Opponent	Score	RPI	S	Opponent	Score		RPI	S	Opponent	Score	
11	H	Louisville	72 91	34	H	Arizona St.	48 69	51	A	Virginia	51 63		110	A	Southern Miss.	61 81	
14	A	Kentucky	48 61	40	A	Western Ky.	51 66	61	H	Georgia Tech	60 61		117	A	Charlotte	83 81	
				40	H	Western Ky.	75 82	70	H	Ohio	52 73		136	A	Old Dominion	80 63	
				44	H	Central Mich.	79 69	75	H	Tulane	62 59		138	A	Louisiana Tech	79 65	
													152	A	Missouri St.	71 52	
													159	H	Rice	71 61	
													159	N	Rice	61 59	
													182	H	North Texas	60 52	
													184	H	UTSA	77 63	
													189	A	UAB	64 61	
													189	H	UAB	87 56	
													249	A	Marshall	72 63	
													249	H	Marshall	94 69	
													262	H	Austin Peay	82 51	
													282	A	Tennessee Tech	73 62	
													302	H	UTEP	76 53	
													308	A	FIU	88 53	
													308	H	FIU	95 43	
													338	A	Fla. Atlantic	71 59	
													338	H	Fla. Atlantic	87 69	
LAST 12 Division I GAMES:																	
				159	N	Rice	61 59					83	81				
				338	A	Fla. Atlantic	71 59					136	A	Old Dominion	80 63		
				308	A	FIU	88 53					302	H	UTEP	76 53		
				189	H	UAB	87 56					184	H	UTSA	77 63		
				249	H	Marshall	94 69					138	A	Louisiana Tech	79 65		
				40	H	Western Ky.	75 82					110	A	Southern Miss.	61 81		

Non-Div I Games:

Middle Tenn.

Loss, Non-Conf, S Site, H Home A Away N Neutral

Average RPI Win:	250	WON-LOST	WINNING	LAST 10	STRENGTH OF	OPP. STRENGTH	TEAM	ADJ.	CONF.	ADJ CONF.
Average RPI Loss:	114	RECORD	PCT. RANK	GAMES	SCHEDULE	OF SCHEDULE	RPI	RPI	RPI	RPI
DIV. I ONLY	20- 11	97	6- 4	277	191	144	144	18	18	
DIV. I NON-CONF.	8- 3	67	1- 0	332	161	167	167	21	21	
TOTALS	RPI 1-25	RPI 26-50	W-L RECORDS	RPI 51-100	RPI 101-150	RPI 150+				
20- 11	0- 0	1- 3	OVERALL	1- 2	1- 3	17- 3				
11- 3	0- 0	1- 0	HOME	1- 1	1- 1	8- 1				
7- 7	0- 0	0- 2	AWAY	0- 1	0- 2	7- 2				
2- 1	0- 0	0- 1	NEUTRAL	0- 0	0- 0	2- 0				
8- 3	0- 0	0- 1	NON-CONFERENCE	1- 2	0- 0	7- 0				
4- 1	0- 0	0- 0	HOME	1- 1	0- 0	3- 0				
3- 2	0- 0	0- 1	AWAY	0- 1	0- 0	3- 0				
1- 0	0- 0	0- 0	NEUTRAL	0- 0	0- 0	1- 0				
12- 8	0- 0	1- 2	CONFERENCE	0- 0	1- 3	10- 3				
7- 2	0- 0	1- 0	HOME	0- 0	1- 1	5- 1				
4- 5	0- 0	0- 1	AWAY	0- 0	0- 2	4- 2				
1- 1	0- 0	0- 1	NEUTRAL	0- 0	0- 0	1- 0				

RPI S	Opponent	Score	RPI S	Opponent	Score	RPI S	Opponent	Score	RPI S	Opponent	Score	Team's RPI: 144
26	A Green Bay	47 89	26	H Green Bay	72 60	59	H Western Ill.	76 68	140	A Detroit Mercy	63 77	
26	H Green Bay	72 60	67	H Northwestern	63 65	140	H Detroit Mercy	81 69	142	A Wright St.	52 62	
26	N Green Bay	59 66	81	A Northern Ill.	104 114	142	H Wright St.	51 69	154	A Oakland	63 77	
27	A Marquette	74 85				154	H Oakland	73 75	154	N Oakland	82 60	
LAST 12 Division I GAMES:												
26	N Green Bay	59 66	26	H Green Bay	72 60	181	H Cleveland St.	76 72	209	H Wisconsin	80 63	
154	N Oakland	82 60	319	H Youngstown St.	86 82	274	A Vermont	68 44	290	A Valparaiso	85 74	
274	A Vermont	68 44	154	A Oakland	63 77	290	H Valparaiso	80 64	295	A Northern Ky.	51 72	
142	A Wright St.	52 62	140	A Detroit Mercy	63 77	295	H Northern Ky.	72 44	304	H North Dakota St.	79 74	
295	A Northern Ky.	51 72	319	A Youngstown St.	78 74	310	A Illinois St.	68 60	319	A Youngstown St.	86 82	
290	H Valparaiso	80 64	320	A Ill.-Chicago	88 65	319	H Youngstown St.	86 82	320	A Ill.-Chicago	88 65	
			320	H Ill.-Chicago	83 55	320	H Ill.-Chicago	83 55	326	A Loyola Chicago	73 46	
						336	N LIU Brooklyn	88 50	344	H Chicago St.	71 49	

Non-Div I Games:

Milwaukee

■ Loss,
■ Non-Conf,
■ S Site,
■ H Home
■ A Away
N Neutral

Average RPI Win: 137		WON-LOST	WINNING	LAST 10	STRENGTH OF		OPP. STRENGTH	TEAM	ADJ.	CONF.	ADJ CONF.
Average RPI Loss: 44		RECORD	PCT. RANK	GAMES	SCHEDULE		OF SCHEDULE	RPI	RPI	RPI	RPI
DIV. I ONLY		15- 16	175	4- 6	7		64	72	72	6	6
DIV. I NON-CONF.		9- 4	85	0- 0	13		28	34	34	6	6
<hr/>											
TOTALS	RPI 1-25	RPI 26-50		W-L RECORDS		RPI 51-100		RPI 101-150		RPI 150+	
15- 16	0- 7	1- 4		OVERALL		5- 4		2- 1		7- 0	
11- 5	0- 3	1- 1		HOME		4- 1		1- 0		5- 0	
3- 8	0- 3	0- 3		AWAY		0- 2		1- 0		2- 0	
1- 3	0- 1	0- 0		NEUTRAL		1- 1		0- 1		0- 0	
<hr/>											
9- 4	0- 2	1- 0		NON-CONFERENCE		3- 1		2- 1		3- 0	
7- 1	0- 1	1- 0		HOME		3- 0		1- 0		2- 0	
2- 1	0- 1	0- 0		AWAY		0- 0		1- 0		1- 0	
0- 2	0- 0	0- 0		NEUTRAL		0- 1		0- 1		0- 0	
<hr/>											
6- 12	0- 5	0- 4		CONFERENCE		2- 3		0- 0		4- 0	
4- 4	0- 2	0- 1		HOME		1- 1		0- 0		3- 0	
1- 7	0- 2	0- 3		AWAY		0- 2		0- 0		1- 0	
1- 1	0- 1	0- 0		NEUTRAL		1- 0		0- 0		0- 0	

RPI	S	Opponent	Score	RPI	S	Opponent	Score	RPI	S	Opponent	Score	RPI	S	Opponent	Score
3	A	South Carolina	58 98	41	A	Michigan St.	69 85	57	H	Belmont	75 74	119	N	North Carolina	77 91
12	H	Florida St.	61 75	41	H	Michigan St.	74 93	58	H	Purdue	54 67	140	H	Detroit Mercy	111 91
16	A	Maryland	60 93	43	H	Harvard	103 87	63	A	Iowa	65 80	145	A	VCU	79 69
16	H	Maryland	72 83	47	A	Michigan	69 84	67	H	Northwestern	71 61	153	A	New Mexico	69 65
16	N	Maryland	80 92	49	A	Indiana	62 78	69	H	Georgetown	68 60	156	H	Army West Point	70 52
25	A	Ohio St.	62 87					85	A	Penn St.	66 77	196	A	Nebraska	79 69
25	H	Ohio St.	76 88					85	N	Penn St.	70 64	197	H	Seton Hall	90 57
								86	N	Georgia	58 70	208	H	Illinois	78 50
								96	H	Kent St.	92 62	209	H	Wisconsin	88 60
												228	H	Rutgers	80 46
LAST 12 Division I GAMES:															
		16 N Maryland	80 92			228 H Rutgers	80 46								
		85 N Penn St.	70 64			85 A Penn St.	66 77								
		67 H Northwestern	71 61			196 A Nebraska	79 69								
		16 A Maryland	60 93			41 H Michigan St.	74 93								
		58 H Purdue	54 67			25 H Ohio St.	76 88								
		41 A Michigan St.	69 85			63 A Iowa	65 80								

Non-Div I Games:

Minnesota

Average RPI Win:	93	WON-LOST	WINNING	LAST 10	STRENGTH OF	OPP. STRENGTH	TEAM	ADJ.	CONF.	ADJ CONF.
Average RPI Loss:	10	RECORD	PCT. RANK	GAMES	SCHEDULE	OF SCHEDULE	RPI	RPI	RPI	RPI
DIV. I ONLY	29- 4	5	7- 3	17	5	5	5	2	2	
DIV. I NON-CONF.	14- 0	1	0- 0	74	18	5	5	2	2	
TOTALS	RPI 1-25	RPI 26-50	W-L RECORDS	RPI 51-100	RPI 101-150	RPI 150+				
29- 4	6- 4	5- 0	OVERALL	6- 0	7- 0	5- 0				
10- 1	3- 1	1- 0	HOME	2- 0	2- 0	2- 0				
12- 2	2- 2	2- 0	AWAY	2- 0	4- 0	2- 0				
7- 1	1- 1	2- 0	NEUTRAL	2- 0	1- 0	1- 0				
14- 0	1- 0	2- 0	NON-CONFERENCE	4- 0	3- 0	4- 0				
3- 0	1- 0	0- 0	HOME	0- 0	0- 0	2- 0				
6- 0	0- 0	1- 0	AWAY	2- 0	2- 0	1- 0				
5- 0	0- 0	1- 0	NEUTRAL	2- 0	1- 0	1- 0				
15- 4	5- 4	3- 0	CONFERENCE	2- 0	4- 0	1- 0				
7- 1	2- 1	1- 0	HOME	2- 0	2- 0	0- 0				
6- 2	2- 2	1- 0	AWAY	0- 0	2- 0	1- 0				
2- 1	1- 1	1- 0	NEUTRAL	0- 0	0- 0	0- 0				

RPI 1-25				RPI 26-50				RPI 51-100				RPI 101+			
RPI	S	Opponent	Score	RPI	S	Opponent	Score	RPI	S	Opponent	Score	RPI	S	Opponent	Score
3	A	South Carolina	61 64	35	N	Oregon	75 63	60	A	Iowa St.	85 81	101	N	SMU	91 42
3	N	South Carolina	49 59	36	H	LSU	74 48	66	N	Villanova	108 62	110	A	Southern Miss.	72 50
13	H	Texas	79 68	36	N	LSU	78 61	75	N	Tulane	66 49	111	H	Vanderbilt	86 41
14	A	Kentucky	75 78	45	A	Little Rock	58 44	83	H	Florida	82 49	116	A	Ole Miss	66 44
20	A	Tennessee	74 64	46	A	Auburn	77 47	86	H	Georgia	58 49	116	H	Ole Miss	73 62
20	H	Tennessee	64 82					89	A	Southern California	76 72	125	A	Maine	87 43
21	A	Texas A&M	72 67									131	A	Alabama	67 54
21	H	Texas A&M	71 61									173	A	Arkansas	59 51
21	N	Texas A&M	66 50									200	N	San Jose St.	88 51
24	H	Missouri	70 53									205	H	Alabama St.	90 47
LAST 12 Division I GAMES:															
		3 N South Carolina	49 59			86 H Georgia	58 49								
		21 N Texas A&M	66 50			116 A Ole Miss	66 44								
		36 N LSU	78 61			111 H Vanderbilt	86 41								
		20 H Tennessee	64 82			24 H Missouri	70 53								
		14 A Kentucky	75 78			46 A Auburn	77 47								
		21 A Texas A&M	72 67			21 H Texas A&M	71 61								

Non-Div I Games:

Mississippi St.

Average RPI Win:	295	WON-LOST	WINNING	LAST 10	STRENGTH OF	OPP. STRENGTH	TEAM	ADJ.	CONF.	ADJ CONF.
Average RPI Loss:	200	RECORD	PCT. RANK	GAMES	SCHEDULE	OF SCHEDULE	RPI	RPI	RPI	RPI
DIV. I ONLY	8- 20	287	2- 8	304	327	312	312	30	30	
DIV. I NON-CONF.	1- 8	314	0- 0	118	147	267	267	30	30	
TOTALS	RPI 1-25	RPI 26-50	W-L RECORDS	RPI 51-100	RPI 101-150	RPI 150+				
8- 20	0- 1	0- 0	OVERALL	0- 0	0- 4	8- 15				
4- 7	0- 0	0- 0	HOME	0- 0	0- 1	4- 6				
4- 13	0- 0	0- 0	AWAY	0- 0	0- 1	4- 3				
0- 0	0- 0	0- 0	NEUTRAL	0- 0	0- 0	0- 0				
1- 8	0- 1	0- 0	NON-CONFERENCE	0- 0	0- 4	1- 3				
0- 2	0- 0	0- 0	HOME	0- 0	0- 1	0- 1				
1- 6	0- 1	0- 0	AWAY	0- 0	0- 3	1- 2				
0- 0	0- 0	0- 0	NEUTRAL	0- 0	0- 0	0- 0				
7- 12	0- 0	0- 0	CONFERENCE	0- 0	0- 0	7- 12				
4- 5	0- 0	0- 0	HOME	0- 0	0- 0	4- 5				
3- 7	0- 0	0- 0	AWAY	0- 0	0- 0	3- 7				
0- 0	0- 0	0- 0	NEUTRAL	0- 0	0- 0	0- 0				

RPI 1-25					
RPI	S	Opponent	Score		
7	A	Baylor	36	101	
RPI 26-50					
RPI	S	Opponent	Score		
RPI 51-100					
RPI	S	Opponent	Score		
RPI 101+ Team's RPI: 312					
RPI	S	Opponent	Score		
108	H	Colorado	64	76	
110	A	Southern Miss.	55	83	
116	A	Ole Miss	30	67	
131	A	Alabama	44	93	
185	A	Texas Southern	54	60	
185	H	Texas Southern	75	74	
189	A	UAB	46	80	
205	A	Alabama St.	57	71	
205	H	Alabama St.	73	79	
206	A	Grambling	61	71	
206	A	Grambling	67	88	
206	H	Grambling	51	82	
209	A	Wisconsin	61	103	
223	A	Southern U.	44	51	
223	H	Southern U.	51	62	
264	H	Murray St.	62	80	
269	A	Prairie View	65	96	
269	H	Prairie View	64	55	
286	A	Ark.-Pine Bluff	73	63	
286	H	Ark.-Pine Bluff	57	54	
303	A	Northwestern St.	68	64	
306	A	Alcorn	49	69	
306	H	Alcorn	60	68	
334	A	Jackson St.	62	57	
334	H	Jackson St.	60	63	
349	A	Alabama A&M	58	52	
206	A	Grambling	67	88	
334	A	Jackson St.	62	57	
LAST 12 Division I GAMES:					
206	A	Grambling	61	71	
286	H	Ark.-Pine Bluff	57	54	
206	H	Grambling	51	82	
334	H	Jackson St.	60	63	
185	A	Texas Southern	54	60	
269	A	Prairie View	65	96	
223	H	Southern U.	51	62	
306	H	Alcorn	60	68	
205	A	Alabama St.	57	71	
349	A	Alabama A&M	58	52	
206	A	Grambling	67	88	
334	A	Jackson St.	62	57	

Mississippi Val.

Loss, Non-Conf, S Site, H Home A Away N Neutral

M
i
s
s
i
s
s
i
p
p
i
V
a
l
.

RPI S Opponent Score
Mississippi Val.

Through Games Of March 9, 2017

RPI	S	Opponent	Score
349	H	Alabama A&M	60 58

M
i
s
s
i
s
s
i
p
p
i
V
a
l
.

Mississippi Val.a
l

Average RPI Win:	121	WON-LOST	WINNING	LAST 10	STRENGTH OF	OPP. STRENGTH	TEAM	ADJ.	CONF.	ADJ CONF.
Average RPI Loss:	45	RECORD	PCT. RANK	GAMES	SCHEDULE	OF SCHEDULE	RPI	RPI	RPI	RPI
DIV. I ONLY	21- 10	79	7- 3	18	42	24	24	2	2	
DIV. I NON-CONF.	10- 4	80	0- 0	37	124	39	39	2	2	
TOTALS	RPI 1-25	RPI 26-50	W-L RECORDS	RPI 51-100	RPI 101-150	RPI 150+				
21- 10	4- 5	1- 1	OVERALL	3- 3	4- 1	9- 0				
15- 1	3- 0	1- 0	HOME	2- 0	2- 1	7- 0				
5- 7	0- 1	0- 0	AWAY	1- 0	2- 0	2- 0				
1- 2	1- 1	0- 0	NEUTRAL	0- 1	0- 0	0- 0				
10- 4	1- 1	0- 0	NON-CONFERENCE	1- 3	1- 0	7- 0				
8- 0	0- 0	0- 0	HOME	1- 0	1- 0	6- 0				
1- 3	0- 1	0- 0	AWAY	0- 2	0- 0	1- 0				
1- 1	1- 0	0- 0	NEUTRAL	0- 1	0- 0	0- 0				
11- 6	3- 4	1- 1	CONFERENCE	2- 0	3- 1	2- 0				
7- 1	3- 0	1- 0	HOME	1- 0	1- 1	1- 0				
4- 4	0- 3	0- 1	AWAY	1- 0	2- 0	1- 0				
0- 1	0- 1	0- 0	NEUTRAL	0- 0	0- 0	0- 0				

RPI	S	Opponent	Score
3	H	South Carolina	62 60
5	A	Mississippi St.	53 70
9	A	Washington	66 79
14	A	Kentucky	62 64
14	H	Kentucky	73 67
20	A	Tennessee	66 77
21	H	Texas A&M	78 76
21	N	Texas A&M	48 62
23	N	Creighton	72 63

RPI	S	Opponent	Score
36	A	LSU	71 80
46	H	Auburn	68 53

RPI	S	Opponent	Score
59	H	Western Ill.	71 68
61	N	Georgia Tech	70 72
62	A	IUPUI	45 73
83	A	Florida	74 67
86	H	Georgia	63 45
93	A	Saint Louis	61 72

RPI	S	Opponent	Score
106	H	Abilene Christian	52 46
111	A	Vanderbilt	74 68
116	H	Ole Miss	100 65
131	A	Alabama	65 56
131	H	Alabama	58 59
152	H	Missouri St.	73 49
173	A	Arkansas	60 46
173	H	Arkansas	67 56
179	H	Wichita St.	64 57
187	H	UC Riverside	68 62
196	A	Nebraska	55 35
202	H	SIUE	72 60
221	H	UT Martin	80 69
250	H	Indiana St.	77 48

LAST 12 Division I GAMES:

21	N	Texas A&M	48 62	20	A	Tennessee	66 77
131	A	Alabama	65 56	5	A	Mississippi St.	53 70
116	H	Ole Miss	100 65	14	H	Kentucky	73 67
3	H	South Carolina	62 60	46	H	Auburn	68 53
83	A	Florida	74 67	173	A	Arkansas	60 46
173	H	Arkansas	67 56	21	H	Texas A&M	78 76

Non-Div I Games:

Missouri

Average RPI Win:	232	WON-LOST	WINNING	LAST 10	STRENGTH OF	OPP. STRENGTH	TEAM	ADJ.	CONF.	ADJ CONF.
Average RPI Loss:	96	RECORD	PCT. RANK	GAMES	SCHEDULE	OF SCHEDULE	RPI	RPI	RPI	RPI
DIV. I ONLY	15- 13	153	7- 3	169	122	152	152	16	16	
DIV. I NON-CONF.	3- 7	250	0- 0	138	17	208	208	14	14	
TOTALS	RPI 1-25	RPI 26-50	W-L RECORDS	RPI 51-100	RPI 101-150	RPI 150+				
15- 13	0- 1	0- 5	OVERALL	0- 3	0- 0	15- 4				
8- 5	0- 0	0- 3	HOME	0- 1	0- 0	8- 1				
7- 7	0- 1	0- 2	AWAY	0- 1	0- 0	7- 3				
0- 1	0- 0	0- 0	NEUTRAL	0- 1	0- 0	0- 0				
3- 7	0- 1	0- 1	NON-CONFERENCE	0- 3	0- 0	3- 2				
2- 2	0- 0	0- 1	HOME	0- 1	0- 0	2- 0				
1- 4	0- 1	0- 0	AWAY	0- 1	0- 0	1- 2				
0- 1	0- 0	0- 0	NEUTRAL	0- 1	0- 0	0- 0				
12- 6	0- 0	0- 4	CONFERENCE	0- 0	0- 0	12- 2				
6- 3	0- 0	0- 2	HOME	0- 0	0- 0	6- 1				
6- 3	0- 0	0- 2	AWAY	0- 0	0- 0	6- 1				
0- 0	0- 0	0- 0	NEUTRAL	0- 0	0- 0	0- 0				



























































RPI	S	Opponent	Score	RPI	S	Opponent	Score	RPI	S	Opponent	Score	RPI	S	Opponent	Score	Team's RPI: 152
24	A	Missouri	49 73	28	A	Drake	91 98	67	A	Northwestern	52 75	161	A	Oral Roberts	56 78	
				28	H	Drake	64 90	80	H	Middle Tenn.	52 71	167	A	Memphis	60 69	
				45	H	Little Rock	47 58	89	N	Southern California	67 89	169	A	Southern Ill.	78 60	
				50	A	UNI	64 65					169	H	Southern Ill.	73 59	
				50	H	UNI	54 61					173	H	Arkansas	64 62	
												179	A	Wichita St.	65 60	
												179	H	Wichita St.	73 62	
												182	H	North Texas	63 54	
												188	A	Kansas	87 64	
												232	A	Bradley	56 62	
												232	H	Bradley	73 75	
												237	A	Evansville	77 41	
												237	H	Evansville	68 43	
												250	A	Indiana St.	49 46	
												250	H	Indiana St.	73 63	
												310	A	Illinois St.	77 44	
												310	H	Illinois St.	65 60	
												326	A	Loyola Chicago	60 32	
												326	H	Loyola Chicago	61 52	
LAST 12 Division I GAMES:																
				50	A	UNI	64 65	237	H	Evansville	68 43					
				28	A	Drake	91 98	169	H	Southern Ill.	73 59					
				326	H	Loyola Chicago	61 52	179	A	Wichita St.	65 60					
				250	H	Indiana St.	73 63	250	A	Indiana St.	49 46					
				310	A	Illinois St.	77 44	326	A	Loyola Chicago	60 32					
				232	A	Bradley	56 62	232	H	Bradley	73 75					

Non-Div I Games: Alas. Anchorage 65 58

Missouri St.


■ Loss,
 ■ Non-Conf,
 ■ S Site,
 ■ Home
 ■ A Away
 N Neutral

Average RPI Win:	242	WON-LOST	WINNING	LAST 10	STRENGTH OF	OPP. STRENGTH	TEAM	ADJ.	CONF.	ADJ CONF.
Average RPI Loss:	179	RECORD	PCT. RANK	GAMES	SCHEDULE	OF SCHEDULE	RPI	RPI	RPI	RPI
DIV. I ONLY	15- 16	175	5- 5	291	241	220	220	19	19	
DIV. I NON-CONF.	5- 4	143	0- 0	317	330	216	216	17	17	
TOTALS	RPI 1-25	RPI 26-50	W-L RECORDS	RPI 51-100	RPI 101-150	RPI 150+				
15- 16	0- 0	1- 1	OVERALL	0- 0	1- 5	13- 10				
7- 6	0- 0	1- 0	HOME	0- 0	1- 2	5- 4				
7- 8	0- 0	0- 1	AWAY	0- 0	0- 0	7- 1				
1- 2	0- 0	0- 0	NEUTRAL	0- 0	0- 1	1- 1				
5- 4	0- 0	0- 0	NON-CONFERENCE	0- 0	0- 1	5- 3				
1- 2	0- 0	0- 0	HOME	0- 0	0- 1	1- 1				
4- 1	0- 0	0- 0	AWAY	0- 0	0- 0	4- 1				
0- 1	0- 0	0- 0	NEUTRAL	0- 0	0- 0	0- 1				
10- 12	0- 0	1- 1	CONFERENCE	0- 0	1- 4	8- 7				
6- 4	0- 0	1- 0	HOME	0- 0	1- 1	4- 3				
3- 7	0- 0	0- 1	AWAY	0- 0	0- 2	3- 4				
1- 1	0- 0	0- 0	NEUTRAL	0- 0	0- 1	1- 0				

RPI S	Opponent	Score	RPI S	Opponent	Score	RPI S	Opponent	Score	RPI S	Opponent	Score	Team's RPI: 220
			33  Quinnipiac	54  74					107  Rider	63  75		
			33  Quinnipiac	61 58					107  Rider	69  71		
									107 N Rider	51  67		
									113  Clemson	47  60		
									148  Iona	54  60		
									148  Iona	75 65		
									164  Fairfield	60 53		
									164  Fairfield	68  71		
									176  Siena	76  85		
									176  Siena	86  91		
									183 N Hartford	72  75		
									192  Robert Morris	69 56		
									195  Providence	58  62		
									198  Sacred Heart	65 54		
									233  Marist	66  76		
									233  Marist	79 69		
									253  Canisius	54  74		
									253  Canisius	55 53		
									265  Niagara	45  66		
									265  Niagara	68 62		
									279  Manhattan	63 50		
									279  Manhattan	61  75		
									279 N Manhattan	62 46		
									284  Eastern Mich.	75 68		
									307  Lehigh	73 62		
									324  St. Francis Brooklyn	78  87		
LAST 12 Division I GAMES:												
			107 N Rider	51  67			279  Manhattan	61  75				
			279 N Manhattan	62 46			148  Iona	75 65				
			265  Niagara	68 62			328  Saint Peter's	58 42				
			279  Manhattan	63 50			33  Quinnipiac	54  74				
			107  Rider	63  75			107  Rider	69  71				
			233  Marist	66  76			176  Siena	86  91				

Non-Div I Games:

Monmouth

 Loss,
  Non-Conf,
 S Site,
  Home
  Away
 N Neutral

M
o
n
m
o
u
t
h

RPI S Opponent Score

Monmouth

Through Games Of March 9, 2017

RPI	S	Opponent	Score	
328	A	Saint Peter's	58	42
328	H	Saint Peter's	76	59
339	H	Fairleigh Dickinson	72	63

M
o
n
m
o
u
t
h

Monmouth

Montana

Through Games Of March 9, 2017

Average RPI Win:	261	WON-LOST	WINNING	LAST 10	STRENGTH OF	OPP. STRENGTH	TEAM	ADJ.	CONF.	ADJ CONF.
Average RPI Loss:	168	RECORD	PCT. RANK	GAMES	SCHEDULE	OF SCHEDULE	RPI	RPI	RPI	RPI
DIV. I ONLY	5- 23	323	4- 6	177	270	323	323	20	20	
DIV. I NON-CONF.	1- 8	314	0- 0	192	316	330	330	18	18	
TOTALS	RPI 1-25	RPI 26-50	W-L RECORDS	RPI 51-100	RPI 101-150	RPI 150+				
5- 23	0- 0	0- 1	OVERALL	0- 5	0- 6	5- 11				
5- 8	0- 0	0- 0	HOME	0- 3	0- 2	5- 3				
0- 12	0- 0	0- 0	AWAY	0- 2	0- 4	0- 6				
0- 3	0- 0	0- 1	NEUTRAL	0- 0	0- 0	0- 2				
1- 8	0- 0	0- 1	NON-CONFERENCE	0- 3	0- 0	1- 4				
1- 3	0- 0	0- 0	HOME	0- 2	0- 0	1- 1				
0- 3	0- 0	0- 0	AWAY	0- 1	0- 0	0- 2				
0- 2	0- 0	0- 1	NEUTRAL	0- 0	0- 0	0- 1				
4- 15	0- 0	0- 0	CONFERENCE	0- 2	0- 6	4- 7				
4- 5	0- 0	0- 0	HOME	0- 1	0- 2	4- 2				
0- 9	0- 0	0- 0	AWAY	0- 1	0- 4	0- 4				
0- 1	0- 0	0- 0	NEUTRAL	0- 0	0- 0	0- 1				

RPI S	Opponent	Score	RPI S	Opponent	Score	RPI S	Opponent	Score	RPI S	Opponent	Score	Team's RPI: 323
37 N	South Dakota St.	43 84	53 H	Colorado St.	49 63	129 A	Northern Colo.	46 65				
			74 A	Montana St.	54 71	130 A	North Dakota	63 73				
			74 H	Montana St.	69 75	134 A	Eastern Wash.	57 64				
			98 H	Wyoming	42 67	134 H	Eastern Wash.	46 60				
			99 A	SFA	46 54	150 A	Idaho	50 75				
						150 H	Idaho	59 86				
						157 A	Idaho St.	43 61				
						157 H	Idaho St.	68 53				
						157 N	Idaho St.	53 63				
						190 H	Utah St.	47 65				
						207 A	Portland St.	45 68				
						207 H	Portland St.	44 64				
						218 A	Seattle U	44 60				
						235 A	Weber St.	58 74				
						235 H	Weber St.	71 46				
						287 A	Sacramento St.	69 99				
						287 H	Sacramento St.	60 73				
						289 H	Southern Utah	64 55				
						292 H	Northern Ariz.	60 59				
						309 N	Massachusetts	58 59				
						333 H	Incarinate Word	61 56				
						346 A	Cal St. Fullerton	56 72				
LAST 12 Division I GAMES:												
157 N	Idaho St.	53 63	292 H	Northern Ariz.	60 59							
157 H	Idaho St.	68 53	289 H	Southern Utah	64 55							
235 H	Weber St.	71 46	74 H	Montana St.	69 75							
74 A	Montana St.	54 71	150 A	Idaho	50 75							
207 A	Portland St.	45 68	134 A	Eastern Wash.	57 64							
287 A	Sacramento St.	69 99	287 H	Sacramento St.	60 73							

Non-Div I Games: Rocky Mountain 64 56 Great Falls 66 55

Montana

Loss, Non-Conf, S Site, H Home A Away N Neutral

Average RPI Win: 226		WON-LOST	WINNING	LAST 10	STRENGTH OF	OPP. STRENGTH	TEAM	ADJ.	CONF.	ADJ CONF.
Average RPI Loss: 139		RECORD	PCT. RANK	GAMES	SCHEDULE	OF SCHEDULE	RPI	RPI	RPI	RPI
DIV. I ONLY		21- 6	30	9- 1	268	216	74	74	20	20
DIV. I NON-CONF.		5- 3	122	0- 0	251	154	109	109	18	18
TOTALS		RPI 1-25	RPI 26-50	W-L RECORDS	RPI 51-100	RPI 101-150	RPI 150+			
21- 6	0- 0		0- 0	OVERALL	0- 2	5- 1	16- 3			
11- 0	0- 0		0- 0	HOME	0- 0	2- 0	9- 0			
8- 6	0- 0		0- 0	AWAY	0- 2	3- 1	5- 3			
2- 0	0- 0		0- 0	NEUTRAL	0- 0	0- 0	2- 0			
5- 3	0- 0		0- 0	NON-CONFERENCE	0- 2	0- 0	5- 1			
2- 0	0- 0		0- 0	HOME	0- 0	0- 0	2- 0			
2- 3	0- 0		0- 0	AWAY	0- 2	0- 0	2- 1			
1- 0	0- 0		0- 0	NEUTRAL	0- 0	0- 0	1- 0			
16- 3	0- 0		0- 0	CONFERENCE	0- 0	5- 1	11- 2			
9- 0	0- 0		0- 0	HOME	0- 0	2- 0	7- 0			
6- 3	0- 0		0- 0	AWAY	0- 0	3- 1	3- 2			
1- 0	0- 0		0- 0	NEUTRAL	0- 0	0- 0	1- 0			

[illegible]

Non-Div I Games:	Carroll (MT)	75	44	Great Falls	75	42
------------------	--------------	----	----	-------------	----	----

Montana St.

Loss, Non-Conf, S Site, H Home A Away N Neutral

Average RPI Win:	272	WON-LOST	WINNING	LAST 10	STRENGTH OF	OPP. STRENGTH	TEAM	ADJ.	CONF.	ADJ CONF.
Average RPI Loss:	163	RECORD	PCT. RANK	GAMES	SCHEDULE	OF SCHEDULE	RPI	RPI	RPI	RPI
DIV. I ONLY	19- 9	77	6- 4	341	236	177	177	26	26	
DIV. I NON-CONF.	8- 3	67	0- 0	344	162	199	199	25	25	
TOTALS	RPI 1-25	RPI 26-50	W-L RECORDS	RPI 51-100	RPI 101-150	RPI 150+				
19- 9	0- 1	0- 1	OVERALL	0- 2	0- 0	19- 5				
12- 2	0- 0	0- 0	HOME	0- 1	0- 0	12- 1				
7- 6	0- 1	0- 1	AWAY	0- 1	0- 0	7- 3				
0- 1	0- 0	0- 0	NEUTRAL	0- 0	0- 0	0- 1				
8- 3	0- 1	0- 1	NON-CONFERENCE	0- 0	0- 0	8- 1				
5- 1	0- 0	0- 0	HOME	0- 0	0- 0	5- 1				
3- 2	0- 1	0- 1	AWAY	0- 0	0- 0	3- 0				
0- 0	0- 0	0- 0	NEUTRAL	0- 0	0- 0	0- 0				
11- 6	0- 0	0- 0	CONFERENCE	0- 2	0- 0	11- 4				
7- 1	0- 0	0- 0	HOME	0- 1	0- 0	7- 0				
4- 4	0- 0	0- 0	AWAY	0- 1	0- 0	4- 3				
0- 1	0- 0	0- 0	NEUTRAL	0- 0	0- 0	0- 1				

RPI 1-25				RPI 26-50				RPI 51-100				RPI 101+ Team's RPI: 177			
RPI	S	Opponent	Score	RPI	S	Opponent	Score	RPI	S	Opponent	Score	RPI	S	Opponent	Score
14	A	Kentucky	47 74	39	A	West Virginia	53 94	57	A	Belmont	76 96	202	H	SIUE	69 66
								57	H	Belmont	59 91	221	A	UT Martin	89 68
												246	H	Miami (OH)	77 43
												251	A	Jacksonville St.	68 69
												251	H	Jacksonville St.	85 82
												252	A	Tennessee St.	66 69
												252	H	Tennessee St.	87 74
												253	H	Canisius	77 68
												260	H	Georgia St.	50 68
												262	A	Austin Peay	81 71
												264	H	Murray St.	73 59
												266	A	Southeast Mo. St.	82 72
												270	A	Eastern Ky.	58 65
												270	H	Eastern Ky.	80 54
												270 N		Eastern Ky.	67 73
												271	A	Kennesaw St.	71 50
												282	A	Tennessee Tech	81 52
												282	H	Tennessee Tech	79 65
												284	H	Eastern Mich.	78 73
												293	A	North Florida	84 65
												299	H	Lipscomb	73 53
												300	H	Eastern Ill.	66 62
												325	A	Florida A&M	53 48
												344	H	Chicago St.	63 55
LAST 12 Division I GAMES:															
				270 N		Eastern Ky.	67 73	266	A	Southeast Mo. St.	82 72				
				251	H	Jacksonville St.	85 82	264	H	Murray St.	73 59				
				282	A	Tennessee Tech	81 52	251	A	Jacksonville St.	68 69				
				57	A	Belmont	76 96	282	H	Tennessee Tech	79 65				
				252	H	Tennessee St.	87 74	270	H	Eastern Ky.	80 54				
				270	A	Eastern Ky.	58 65	57	H	Belmont	59 91				

Non-Div I Games: Ky. Christian 100 52 Alice Lloyd 92 42

Morehead St.

■ Loss,
 ■ Non-Conf, S Site,
 ■ Home
 ■ Away
 N Neutral

Average RPI Win: 289		WON-LOST	WINNING	LAST 10	STRENGTH OF	OPP. STRENGTH	TEAM	ADJ.	CONF.	ADJ CONF.
Average RPI Loss: 241		RECORD	PCT. RANK	GAMES	SCHEDULE	OF SCHEDULE	RPI	RPI	RPI	RPI
DIV. I ONLY		8- 21	288	7- 3	333	345	330	330	32	32
DIV. I NON-CONF.		1- 11	330	0- 0	177	340	314	314	31	31
TOTALS		RPI 1-25	RPI 26-50	W-L RECORDS	RPI 51-100	RPI 101-150	RPI 150+			
8- 21	0- 0		0- 1	OVERALL	0- 1	0- 0	8- 19			
4- 6	0- 0		0- 0	HOME	0- 0	0- 0	4- 6			
4- 11	0- 0		0- 1	AWAY	0- 1	0- 0	4- 9			
0- 4	0- 0		0- 0	NEUTRAL	0- 0	0- 0	0- 4			
1- 11	0- 0		0- 1	NON-CONFERENCE	0- 1	0- 0	1- 9			
0- 2	0- 0		0- 0	HOME	0- 0	0- 0	0- 2			
1- 6	0- 0		0- 1	AWAY	0- 1	0- 0	1- 4			
0- 3	0- 0		0- 0	NEUTRAL	0- 0	0- 0	0- 3			
7- 10	0- 0		0- 0	CONFERENCE	0- 0	0- 0	7- 10			
4- 4	0- 0		0- 0	HOME	0- 0	0- 0	4- 4			
3- 5	0- 0		0- 0	AWAY	0- 0	0- 0	3- 5			
0- 1	0- 0		0- 0	NEUTRAL	0- 0	0- 0	0- 1			

[illegible]

Non-Div I Games: Washington Adventis79 28

Morgan St.

Loss, Non-Conf, S Site, H Home A Away N Neutral

RPI	S	Opponent	Score
348	A	South Carolina St.	46 50

Morgan St.

M
o
r
g
a
n
S
t
.

M
o
r
g
a
n
S
t
.

Mt. St. Mary's

Through Games Of March 9, 2017

Average RPI Win:	303	WON-LOST	WINNING	LAST 10	STRENGTH OF	OPP. STRENGTH	TEAM	ADJ.	CONF.	ADJ CONF.
Average RPI Loss:	213	RECORD	PCT. RANK	GAMES	SCHEDULE	OF SCHEDULE	RPI	RPI	RPI	RPI
DIV. I ONLY	12- 18	225	7- 3	311	344	288	288	31	31	
DIV. I NON-CONF.	2- 9	293	0- 0	196	301	315	315	32	32	
TOTALS	RPI 1-25	RPI 26-50	W-L RECORDS	RPI 51-100	RPI 101-150	RPI 150+				
12- 18	0- 1	0- 1	OVERALL	0- 0	0- 1	12- 15				
8- 6	0- 0	0- 0	HOME	0- 0	0- 0	8- 6				
4- 12	0- 1	0- 1	AWAY	0- 0	0- 1	4- 9				
0- 0	0- 0	0- 0	NEUTRAL	0- 0	0- 0	0- 0				
2- 9	0- 1	0- 1	NON-CONFERENCE	0- 0	0- 1	2- 6				
2- 3	0- 0	0- 0	HOME	0- 0	0- 0	2- 3				
0- 6	0- 1	0- 1	AWAY	0- 0	0- 1	0- 3				
0- 0	0- 0	0- 0	NEUTRAL	0- 0	0- 0	0- 0				
10- 9	0- 0	0- 0	CONFERENCE	0- 0	0- 0	10- 9				
6- 3	0- 0	0- 0	HOME	0- 0	0- 0	6- 3				
4- 6	0- 0	0- 0	AWAY	0- 0	0- 0	4- 6				
0- 0	0- 0	0- 0	NEUTRAL	0- 0	0- 0	0- 0				

RPI 1-25				RPI 26-50				RPI 51-100				RPI 101+ Team's RPI: 288			
RPI	S	Opponent	Score	RPI	S	Opponent	Score	RPI	S	Opponent	Score	RPI	S	Opponent	Score
16	A	Maryland	42 106	39	A	West Virginia	45 77					121	A	William & Mary	46 68
												162	A	Pittsburgh	54 89
												164	H	Fairfield	57 70
												192	A	Robert Morris	58 70
												192	H	Robert Morris	44 50
												198	A	Sacred Heart	45 49
												198	H	Sacred Heart	61 59
												229	A	Howard	62 95
												242	A	Saint Francis (PA)	66 58
												242	H	Saint Francis (PA)	88 97
												244	A	Bryant	62 78
												244	A	Bryant	47 59
												244	H	Bryant	61 53
												260	H	UMES	52 63
												267	A	Loyola Maryland	53 58
												291	H	Coppin St.	54 48
												305	A	Central Conn. St.	58 68
												305	H	Central Conn. St.	81 66
												307	H	Lehigh	57 74
												324	A	St. Francis Brooklyn	62 44
												324	H	St. Francis Brooklyn	55 71
												330	H	Morgan St.	65 50
												336	A	LIU Brooklyn	60 63
												336	H	LIU Brooklyn	56 43
												339	A	Fairleigh Dickinson	75 71
												339	H	Fairleigh Dickinson	61 50
LAST 12 Division I GAMES:															
244	A	Bryant	47 59	242	A	Saint Francis (PA)	66 58								
324	H	St. Francis Brooklyn	55 71	244	H	Bryant	61 53								
336	H	LIU Brooklyn	56 43	305	H	Central Conn. St.	81 66								
341	A	Wagner	70 59	198	H	Sacred Heart	61 59								
339	A	Fairleigh Dickinson	75 71	192	H	Robert Morris	44 50								
192	A	Robert Morris	58 70	198	A	Sacred Heart	45 49								

Non-Div I Games:

Mt. St. Mary's

■ Loss,
 ■ Non-Conf,
 ■ S Site,
 ■ Home
 ■ A Away
 N Neutral

M
t
.
S
t
.
M
a
r
y
'
s

RPI S Opponent Mt. St. Mary's Score

Through Games Of March 9, 2017

RPI	S	Opponent	Score	
341	A	Wagner	70	59
341	H	Wagner	66	47

M
t
.
S
t
.
M
a
r
y
'
s

Mt. St. Mary's

Average RPI Win:	279	WON-LOST	WINNING	LAST 10	STRENGTH OF	OPP. STRENGTH	TEAM	ADJ.	CONF.	ADJ CONF.
Average RPI Loss:	196	RECORD	PCT. RANK	GAMES	SCHEDULE	OF SCHEDULE	RPI	RPI	RPI	RPI
DIV. I ONLY	13- 14	186	3- 7	329	298	264	264	26	26	
DIV. I NON-CONF.	6- 5	148	0- 0	329	334	238	238	25	25	
TOTALS	RPI 1-25	RPI 26-50	W-L RECORDS	RPI 51-100	RPI 101-150	RPI 150+				
13- 14	0- 0	0- 0	OVERALL	0- 2	0- 1	13- 11				
7- 5	0- 0	0- 0	HOME	0- 1	0- 0	7- 4				
5- 8	0- 0	0- 0	AWAY	0- 1	0- 0	5- 7				
1- 1	0- 0	0- 0	NEUTRAL	0- 0	0- 1	1- 0				
6- 5	0- 0	0- 0	NON-CONFERENCE	0- 1	0- 1	6- 3				
3- 1	0- 0	0- 0	HOME	0- 0	0- 0	3- 1				
2- 3	0- 0	0- 0	AWAY	0- 1	0- 0	2- 2				
1- 1	0- 0	0- 0	NEUTRAL	0- 0	0- 1	1- 0				
7- 9	0- 0	0- 0	CONFERENCE	0- 1	0- 0	7- 8				
4- 4	0- 0	0- 0	HOME	0- 1	0- 0	4- 3				
3- 5	0- 0	0- 0	AWAY	0- 0	0- 0	3- 5				
0- 0	0- 0	0- 0	NEUTRAL	0- 0	0- 0	0- 0				

RPI S	Opponent	Score	RPI S	Opponent	Score	RPI S	Opponent	Score	RPI S	Opponent	Score	Team's RPI: 264
57	H Belmont	69	87	106	N Abilene Christian	57	81	169	A Southern Ill.	63	70	
70	A Ohio	70	79	177	A Morehead St.	59	73	199	H UNCG	81	70	
				202	A SIUE	84	77	202	H SIUE	76	85	
				203	A ETSU	60	79	221	A UT Martin	82	83	
				221	H UT Martin	70	90	237	H Evansville	77	82	
				251	A Jacksonville St.	71	64	252	H Tennessee St.	80	72	
				262	A Austin Peay	63	75	262	H Austin Peay	67	62	
				266	A Southeast Mo. St.	70	79	266	H Southeast Mo. St.	67	80	
				270	H Eastern Ky.	70	64	282	A Tennessee Tech	54	72	
				295	A Northern Ky.	72	69	299	H Lipscomb	79	59	
				300	A Eastern Ill.	66	57	300	H Eastern Ill.	92	74	
				312	A Mississippi Val.	80	62	333	N Incarnate Word	72	68	
				349	H Alabama A&M	81	49					
LAST 12 Division I GAMES:												
221	A UT Martin	82	83	57	H Belmont	69	87	177	A Morehead St.	59	73	
266	H Southeast Mo. St.	67	80	221	H UT Martin	70	90	266	A Southeast Mo. St.	70	79	
202	H SIUE	76	85	262	A Austin Peay	63	75	202	A SIUE	84	77	
300	A Eastern Ill.	66	57									
262	H Austin Peay	67	62									
270	H Eastern Ky.	70	64									

Non-Div I Games: Eureka 101 59 MacMurray 93 37

Murray St.

Loss, Non-Conf, S Site, H Home A Away N Neutral

Average RPI Win:	284	WON-LOST	WINNING	LAST 10	STRENGTH OF	OPP. STRENGTH	TEAM	ADJ.	CONF.	ADJ CONF.
Average RPI Loss:	181	RECORD	PCT. RANK	GAMES	SCHEDULE	OF SCHEDULE	RPI	RPI	RPI	RPI
DIV. I ONLY	12- 17	221	6- 4	301	316	278	278	32	32	
DIV. I NON-CONF.	2- 9	293	0- 0	71	71	259	259	31	31	
TOTALS	RPI 1-25	RPI 26-50	W-L RECORDS	RPI 51-100	RPI 101-150	RPI 150+				
12- 17	0- 1	0- 2	OVERALL	1- 2	0- 1	11- 11				
7- 5	0- 1	0- 1	HOME	1- 0	0- 0	6- 3				
3- 8	0- 0	0- 0	AWAY	0- 1	0- 0	3- 7				
2- 4	0- 0	0- 1	NEUTRAL	0- 1	0- 1	2- 1				
2- 9	0- 1	0- 2	NON-CONFERENCE	1- 2	0- 1	1- 3				
2- 2	0- 1	0- 1	HOME	1- 0	0- 0	1- 0				
0- 3	0- 0	0- 0	AWAY	0- 1	0- 0	0- 2				
0- 4	0- 0	0- 1	NEUTRAL	0- 1	0- 1	0- 1				
10- 8	0- 0	0- 0	CONFERENCE	0- 0	0- 0	10- 8				
5- 3	0- 0	0- 0	HOME	0- 0	0- 0	5- 3				
3- 5	0- 0	0- 0	AWAY	0- 0	0- 0	3- 5				
2- 0	0- 0	0- 0	NEUTRAL	0- 0	0- 0	2- 0				

RPI 1-25				RPI 26-50				RPI 51-100				RPI 101+ Team's RPI: 278			
RPI	S	Opponent	Score	RPI	S	Opponent	Score	RPI	S	Opponent	Score	RPI	S	Opponent	Score
10	H	UCLA	42 83	39	N	West Virginia	64 80	70	H	Ohio	63 57	118	N	Ball St.	57 76
				46	H	Auburn	36 68	83	N	Florida	38 67	164	A	Hampton	57 64
								90	A	FGCU	41 67	170	H	Bethune-Cookman	60 65
												213	A	Appalachian St.	58 71
												221	H	UT Martin	74 59
												229	A	Howard	61 69
												229	H	Howard	63 55
												229	N	Howard	68 58
												233	N	Marist	64 69
												247	A	Ga. Southern	50 65
												260	A	UMES	50 58
												260	H	UMES	57 60
												283	A	Norfolk St.	53 69
												291	A	Coppin St.	57 65
												296	H	Savannah St.	89 54
												325	H	Florida A&M	65 57
												330	A	Morgan St.	67 62
												335	A	N.C. Central	62 38
												335	H	N.C. Central	54 58
												335	N	N.C. Central	71 58
												347	A	Delaware St.	68 60
												347	H	Delaware St.	83 44
												348	H	South Carolina St.	66 54
LAST 12 Division I GAMES:															
				229	N	Howard	68 58	229	A	Howard	61 69				
				335	N	N.C. Central	71 58	348	H	South Carolina St.	66 54				
				335	H	N.C. Central	54 58	325	H	Florida A&M	65 57				
				170	H	Bethune-Cookman	60 65	347	A	Delaware St.	68 60				
				296	H	Savannah St.	89 54	283	A	Norfolk St.	53 69				
				260	A	UMES	50 58	335	A	N.C. Central	62 38				

Non-Div I Games: Francis Marion 72 65 Slippery Rock 70 59

N.C. A&T

■ Loss,
 ■ Non-Conf, S Site,
 ■ Home
 ■ Away
 N Neutral

N.C. Central

Through Games Of March 9, 2017

Average RPI Win:	306	WON-LOST	WINNING	LAST 10	STRENGTH OF	OPP. STRENGTH	TEAM	ADJ.	CONF.	ADJ CONF.
Average RPI Loss:	224	RECORD	PCT. RANK	GAMES	SCHEDULE	OF SCHEDULE	RPI	RPI	RPI	RPI
DIV. I ONLY	7- 20	303	5- 5	325	339	335	335	32	32	
DIV. I NON-CONF.	0- 10	335	0- 0	205	280	341	341	31	31	
TOTALS	RPI 1-25	RPI 26-50	W-L RECORDS	RPI 51-100	RPI 101-150	RPI 150+				
7- 20	0- 0	0- 1	OVERALL	0- 1	0- 1	7- 17				
5- 7	0- 0	0- 0	HOME	0- 0	0- 0	5- 7				
2- 12	0- 0	0- 1	AWAY	0- 1	0- 1	2- 9				
0- 1	0- 0	0- 0	NEUTRAL	0- 0	0- 0	0- 1				
0- 10	0- 0	0- 1	NON-CONFERENCE	0- 1	0- 1	0- 7				
0- 4	0- 0	0- 0	HOME	0- 0	0- 0	0- 4				
0- 6	0- 0	0- 1	AWAY	0- 1	0- 1	0- 3				
0- 0	0- 0	0- 0	NEUTRAL	0- 0	0- 0	0- 0				
7- 10	0- 0	0- 0	CONFERENCE	0- 0	0- 0	7- 10				
5- 3	0- 0	0- 0	HOME	0- 0	0- 0	5- 3				
2- 6	0- 0	0- 0	AWAY	0- 0	0- 0	2- 6				
0- 1	0- 0	0- 0	NEUTRAL	0- 0	0- 0	0- 1				

RPI 1-25	RPI 26-50	RPI 51-100	RPI 101+ Team's RPI: 335
RPI S Opponent Score	RPI S Opponent Score	RPI S Opponent Score	RPI S Opponent Score
	38 A North Carolina St. 33 83	58 A Purdue 27 61	136 A Old Dominion 52 83
			164 A Hampton 36 60
			170 H Bethune-Cookman 52 62
			186 A Campbell 30 61
			199 H UNCG 51 64
			226 H Presbyterian 63 72
			229 A Howard 48 62
			229 H Howard 50 73
			238 H Wofford 54 64
			256 A Coastal Caro. 50 66
			257 A Furman 40 60
			260 A UMES 51 73
			260 H UMES 68 59
			278 A N.C. A&T 58 54
			278 H N.C. A&T 38 62
			278 N N.C. A&T 58 71
			283 A Norfolk St. 40 71
			291 A Coppin St. 58 46
			296 H Savannah St. 58 51
			315 H USC Upstate 58 68
			325 H Florida A&M 52 49
			330 A Morgan St. 42 44
			347 A Delaware St. 51 55
			347 H Delaware St. 68 63
			348 H South Carolina St. 52 41
LAST 12 Division I GAMES:			
278 N N.C. A&T 58 71	325 H Florida A&M 52 49		
278 A N.C. A&T 58 54	348 H South Carolina St. 52 41		
296 H Savannah St. 58 51	291 A Coppin St. 58 46		
170 H Bethune-Cookman 52 62	330 A Morgan St. 42 44		
229 A Howard 48 62	347 A Delaware St. 51 55		
260 A UMES 51 73	278 H N.C. A&T 38 62		

Non-Div I Games: Johnson & Wales (NC75 38 Pfeiffer 47 50

N.C. Central

Loss, Non-Conf, S Site, H Home A Away N Neutral

Average RPI Win:	311	WON-LOST	WINNING	LAST 10	STRENGTH OF	OPP. STRENGTH	TEAM	ADJ.	CONF.	ADJ CONF.
Average RPI Loss:	186	RECORD	PCT. RANK	GAMES	SCHEDULE	OF SCHEDULE	RPI	RPI	RPI	RPI
DIV. I ONLY	9- 19	271	3- 7	337	282	321	321	24	24	
DIV. I NON-CONF.	5- 8	218	0- 0	338	342	312	312	24	24	
TOTALS	RPI 1-25	RPI 26-50	W-L RECORDS	RPI 51-100	RPI 101-150	RPI 150+				
9- 19	0- 0	0- 1	OVERALL	0- 7	0- 1	9- 10				
5- 7	0- 0	0- 0	HOME	0- 3	0- 0	5- 4				
3- 12	0- 0	0- 1	AWAY	0- 4	0- 1	3- 6				
1- 0	0- 0	0- 0	NEUTRAL	0- 0	0- 0	1- 0				
5- 8	0- 0	0- 1	NON-CONFERENCE	0- 1	0- 1	5- 5				
2- 3	0- 0	0- 0	HOME	0- 0	0- 0	2- 3				
2- 5	0- 0	0- 1	AWAY	0- 1	0- 1	2- 2				
1- 0	0- 0	0- 0	NEUTRAL	0- 0	0- 0	1- 0				
4- 11	0- 0	0- 0	CONFERENCE	0- 6	0- 0	4- 5				
3- 4	0- 0	0- 0	HOME	0- 3	0- 0	3- 1				
1- 7	0- 0	0- 0	AWAY	0- 3	0- 0	1- 4				
0- 0	0- 0	0- 0	NEUTRAL	0- 0	0- 0	0- 0				

RPI S	Opponent	Score	RPI S	Opponent	Score	RPI S	Opponent	Score	RPI S	Opponent	Score	Team's RPI: 321
43	A Harvard	38 59	71	A Bucknell	36 67	112	A Saint Joseph's	36 75				
			90	A FGCU	53 73	194	H Columbia	51 65				
			90	H FGCU	46 77	211	H Binghamton	44 68				
			95	A Jacksonville	59 75	229	H Howard	70 55				
			95	H Jacksonville	56 75	271	A Kennesaw St.	64 75				
			100	A Stetson	43 77	271	A Kennesaw St.	60 62				
			100	H Stetson	37 60	271	H Kennesaw St.	56 66				
						274	A Vermont	42 64				
						293	A North Florida	51 61				
						293	H North Florida	64 62				
						299	A Lipscomb	76 53				
						299	H Lipscomb	76 68				
						307	A Lehigh	52 84				
						315	A USC Upstate	58 75				
						315	H USC Upstate	70 66				
						336	N LIU Brooklyn	50 48				
						339	H Fairleigh Dickinson	61 66				
						341	H Wagner	68 45				
						344	A Chicago St.	57 42				
						347	A Delaware St.	57 43				
LAST 12 Division I GAMES:												
271	A Kennesaw St.	60 62	271	H Kennesaw St.	56 66							
315	H USC Upstate	70 66	299	A Lipscomb	76 53							
90	H FGCU	46 77	271	A Kennesaw St.	64 75							
100	H Stetson	37 60	299	H Lipscomb	76 68							
293	A North Florida	51 61	100	A Stetson	43 77							
95	A Jacksonville	59 75	90	A FGCU	53 73							

Non-Div I Games: St. Joseph's (Brkln87 53 Rutgers-Newark 83 52

NJIT

Loss, Non-Conf, S Site, H Home A Away N Neutral

Average RPI Win: 250	WON-LOST	WINNING	LAST 10	STRENGTH OF	OPP. STRENGTH	TEAM	ADJ.	CONF.	ADJ CONF.
Average RPI Loss: 135	RECORD	PCT. RANK	GAMES	SCHEDULE	OF SCHEDULE	RPI	RPI	RPI	RPI
DIV. I ONLY	21- 8	58	7- 3	307	223	135	135	25	25
DIV. I NON-CONF.	6- 4	127	0- 0	275	95	153	153	26	26
TOTALS	RPI 1-25	RPI 26-50	W-L RECORDS	RPI 51-100	RPI 101-150	RPI 150+			
21- 8	0- 1	0- 0	OVERALL	0- 3	1- 0	20- 4			
12- 2	0- 0	0- 0	HOME	0- 1	1- 0	11- 1			
9- 5	0- 1	0- 0	AWAY	0- 2	0- 0	9- 2			
0- 1	0- 0	0- 0	NEUTRAL	0- 0	0- 0	0- 1			
6- 4	0- 1	0- 0	NON-CONFERENCE	0- 1	1- 0	5- 2			
4- 0	0- 0	0- 0	HOME	0- 0	1- 0	3- 0			
2- 3	0- 1	0- 0	AWAY	0- 1	0- 0	2- 1			
0- 1	0- 0	0- 0	NEUTRAL	0- 0	0- 0	0- 1			
15- 4	0- 0	0- 0	CONFERENCE	0- 2	0- 0	15- 2			
8- 2	0- 0	0- 0	HOME	0- 1	0- 0	8- 1			
7- 2	0- 0	0- 0	AWAY	0- 1	0- 0	7- 1			
0- 0	0- 0	0- 0	NEUTRAL	0- 0	0- 0	0- 0			

RPI 1-25				RPI 26-50				RPI 51-100				RPI 101+ Team's RPI: 135			
RPI	S	Opponent	Score	RPI	S	Opponent	Score	RPI	S	Opponent	Score	RPI	S	Opponent	Score
20	A	Tennessee	55 85					71	A	Bucknell	64 67	148	H	Iona	73 68
								71	H	Bucknell	54 63	156	A	Army West Point	63 58
								87	A	Wake Forest	65 75	156	H	Army West Point	67 62
												173	N	Arkansas	67 70
												178	H	Hofstra	78 69
												181	H	Cleveland St.	88 63
												191	A	American	48 50
												191	H	American	60 44
												193	A	George Mason	64 68
												225	H	Liberty	67 66
												226	A	Boston U.	62 59
												226	H	Boston U.	55 41
												267	A	Loyola Maryland	55 43
												267	H	Loyola Maryland	77 51
												273	A	Colgate	80 67
												273	H	Colgate	61 69
												285	A	Nevada	79 62
												298	A	Lafayette	68 65
												298	H	Lafayette	76 41
												298	H	Lafayette	53 37
												307	A	Lehigh	66 64
												307	H	Lehigh	79 44
												317	A	Holy Cross	73 71
												317	H	Holy Cross	57 56
												322	A	Air Force	64 46
LAST 12 Division I GAMES:															
298	H	Lafayette	53 37	298	A	Lafayette	68 65								
191	H	American	60 44	267	A	Loyola Maryland	55 43								
71	H	Bucknell	54 63	273	H	Colgate	61 69								
191	A	American	48 50	226	H	Boston U.	55 41								
156	H	Army West Point	67 62	317	A	Holy Cross	73 71								
307	H	Lehigh	79 44	156	A	Army West Point	63 58								

Non-Div I Games: Goucher 93 40

Navy

■ Loss,
 ■ Non-Conf, S Site,
 ■ Home
 ■ Away
 N Neutral

Nebraska

Through Games Of March 9, 2017

Average RPI Win:	137	WON-LOST	WINNING	LAST 10	STRENGTH OF	OPP. STRENGTH	TEAM	ADJ.	CONF.	ADJ CONF.
Average RPI Loss:	71	RECORD	PCT. RANK	GAMES	SCHEDULE	OF SCHEDULE	RPI	RPI	RPI	RPI
DIV. I ONLY	7- 22	309	2- 8	28	43	196	196	6	6	
DIV. I NON-CONF.	4- 8	230	0- 0	16	8	164	164	6	6	
TOTALS	RPI 1-25	RPI 26-50	W-L RECORDS	RPI 51-100	RPI 101-150	RPI 150+				
7- 22	0- 6	2- 4	OVERALL	1- 7	1- 2	3- 3				
7- 9	0- 4	2- 2	HOME	1- 3	1- 0	3- 0				
0- 10	0- 2	0- 2	AWAY	0- 3	0- 1	0- 2				
0- 3	0- 0	0- 0	NEUTRAL	0- 1	0- 1	0- 1				
4- 8	0- 3	0- 1	NON-CONFERENCE	1- 2	1- 2	2- 0				
4- 4	0- 2	0- 1	HOME	1- 1	1- 0	2- 0				
0- 2	0- 1	0- 0	AWAY	0- 0	0- 1	0- 0				
0- 2	0- 0	0- 0	NEUTRAL	0- 1	0- 1	0- 0				
3- 14	0- 3	2- 3	CONFERENCE	0- 5	0- 0	1- 3				
3- 5	0- 2	2- 1	HOME	0- 2	0- 0	1- 0				
0- 8	0- 1	0- 2	AWAY	0- 3	0- 0	0- 2				
0- 1	0- 0	0- 0	NEUTRAL	0- 0	0- 0	0- 1				

RPI 1-25				RPI 26-50				RPI 51-100				RPI 101+ Team's RPI: 196			
RPI	S	Opponent	Score	RPI	S	Opponent	Score	RPI	S	Opponent	Score	RPI	S	Opponent	Score
1	H	UConn	41 84	28	H	Drake	70 84	51	N	Virginia	51 73	102	N	Washington St.	65 79
16	H	Maryland	49 93	41	A	Michigan St.	73 93	53	H	Colorado St.	62 59	104	A	Virginia Tech	67 76
23	A	Creighton	64 80	41	H	Michigan St.	76 74	54	H	California	65 86	149	H	Omaha	66 58
24	H	Missouri	35 55	47	A	Michigan	60 88	58	A	Purdue	45 88	200	H	San Jose St.	83 61
25	A	Ohio St.	75 95	47	H	Michigan	51 84	63	A	Iowa	72 75	208	A	Illinois	59 79
25	H	Ohio St.	69 87	49	H	Indiana	67 64	67	H	Northwestern	58 62	208	N	Illinois	70 79
								72	H	Minnesota	69 79	209	A	Wisconsin	56 82
								85	A	Penn St.	69 86	228	H	Rutgers	62 58
												236	H	UTRGV	71 53
LAST 12 Division I GAMES:															
208	N	Illinois	70 79	72	H	Minnesota	69 79								
41	H	Michigan St.	76 74	25	A	Ohio St.	75 95								
47	A	Michigan	60 88	58	A	Purdue	45 88								
49	H	Indiana	67 64	47	H	Michigan	51 84								
25	H	Ohio St.	69 87	85	A	Penn St.	69 86								
209	A	Wisconsin	56 82	208	A	Illinois	59 79								

Non-Div I Games:

Nebraska

■ Loss,
■ Non-Conf, S Site,
■ Home
■ Away
N Neutral

Nevada

Through Games Of March 9, 2017

Average RPI Win: 244	WON-LOST	WINNING	LAST 10	STRENGTH OF	OPP. STRENGTH	TEAM	ADJ.	CONF.	ADJ CONF.
Average RPI Loss: 152	RECORD	PCT. RANK	GAMES	SCHEDULE	OF SCHEDULE	RPI	RPI	RPI	RPI
DIV. I ONLY	10- 19	259	3- 7	270	155	285	285	13	13
DIV. I NON-CONF.	5- 5	165	0- 0	318	246	276	276	15	15
TOTALS	RPI 1-25	RPI 26-50	W-L RECORDS	RPI 51-100	RPI 101-150	RPI 150+			
10- 19	0- 0	1- 1	OVERALL	0- 3	0- 7	9- 8			
7- 9	0- 0	1- 0	HOME	0- 2	0- 4	6- 3			
3- 9	0- 0	0- 1	AWAY	0- 1	0- 2	3- 5			
0- 1	0- 0	0- 0	NEUTRAL	0- 0	0- 1	0- 0			
5- 5	0- 0	0- 0	NON-CONFERENCE	0- 1	0- 2	5- 2			
3- 4	0- 0	0- 0	HOME	0- 1	0- 2	3- 1			
2- 1	0- 0	0- 0	AWAY	0- 0	0- 0	2- 1			
0- 0	0- 0	0- 0	NEUTRAL	0- 0	0- 0	0- 0			
5- 14	0- 0	1- 1	CONFERENCE	0- 2	0- 5	4- 6			
4- 5	0- 0	1- 0	HOME	0- 1	0- 2	3- 2			
1- 8	0- 0	0- 1	AWAY	0- 1	0- 2	1- 4			
0- 1	0- 0	0- 0	NEUTRAL	0- 0	0- 1	0- 0			

RPI S	Opponent	Score	RPI S	Opponent	Score	RPI S	Opponent	Score	RPI S	Opponent	Score
48	A Boise St.	74 77	48	H Boise St.	69 62	53	A Colorado St.	51 64	105	A UNLV	41 60
						79	H Utah	50 80	105	H UNLV	49 64
						98	H Wyoming	59 72	122	H Long Beach St.	93 97
									135	H Navy	62 79
									146	A Fresno St.	54 68
									146	H Fresno St.	70 71
									146	N Fresno St.	57 62
									153	A New Mexico	50 59
									153	H New Mexico	63 69
									167	H Memphis	75 67
									190	A Utah St.	57 60
									190	H Utah St.	69 81
									200	A San Jose St.	84 107
									200	H San Jose St.	108 85
									224	A San Diego	54 70
									240	H Hawaii	67 59
									267	A San Diego St.	78 83
									267	H San Diego St.	88 65
									275	H Portland	72 59
									287	A Sacramento St.	99 95
									313	A Pepperdine	69 60
									322	A Air Force	56 51
									322	H Air Force	65 58
									327	H UC Irvine	59 72
LAST 12 Division I GAMES:											
146	N Fresno St.	57 62	322	H Air Force	65 58						
53	A Colorado St.	51 64	267	H San Diego St.	88 65						
200	H San Jose St.	108 85	105	A UNLV	41 60						
105	H UNLV	49 64	190	H Utah St.	69 81						
48	A Boise St.	74 77	153	A New Mexico	50 59						
190	A Utah St.	57 60	48	H Boise St.	69 62						

Non-Div I Games: Holy Names 70 42

Nevada

■ Loss,
 ■ Non-Conf, S Site,
 ■ Home
 ■ Away
 N Neutral

New Hampshire

Through Games Of March 9, 2017

Average RPI Win:	229	WON-LOST	WINNING	LAST 10	STRENGTH OF	OPP. STRENGTH	TEAM	ADJ.	CONF.	ADJ CONF.
Average RPI Loss:	103	RECORD	PCT. RANK	GAMES	SCHEDULE	OF SCHEDULE	RPI	RPI	RPI	RPI
DIV. I ONLY	25- 5	14	8- 2	280	212	76	76	22	22	
DIV. I NON-CONF.	9- 3	63	0- 0	266	215	103	103	22	22	
TOTALS	RPI 1-25	RPI 26-50	W-L RECORDS	RPI 51-100	RPI 101-150	RPI 150+				
25- 5	0- 1	0- 0	OVERALL	0- 0	3- 4	22- 0				
13- 1	0- 0	0- 0	HOME	0- 0	2- 1	11- 0				
11- 3	0- 1	0- 0	AWAY	0- 0	1- 2	10- 0				
1- 1	0- 0	0- 0	NEUTRAL	0- 0	0- 1	1- 0				
9- 3	0- 1	0- 0	NON-CONFERENCE	0- 0	0- 2	9- 0				
5- 1	0- 0	0- 0	HOME	0- 0	0- 1	5- 0				
4- 2	0- 1	0- 0	AWAY	0- 0	0- 1	4- 0				
0- 0	0- 0	0- 0	NEUTRAL	0- 0	0- 0	0- 0				
16- 2	0- 0	0- 0	CONFERENCE	0- 0	3- 2	13- 0				
8- 0	0- 0	0- 0	HOME	0- 0	2- 0	6- 0				
7- 1	0- 0	0- 0	AWAY	0- 0	1- 1	6- 0				
1- 1	0- 0	0- 0	NEUTRAL	0- 0	0- 1	1- 0				

RPI 1-25				RPI 26-50				RPI 51-100				Team's RPI: 76		RPI 101+					
RPI	S	Opponent	Score	RPI	S	Opponent	Score	RPI	S	Opponent	Score			RPI	S	Opponent	Score		
14	A	Kentucky	43 92											114	A	Albany (NY)	55 64		
														114	H	Albany (NY)	71 58		
														125	A	Maine	65 57		
														125	H	Maine	50 44		
														125	N	Maine	52 61		
														127	A	Cornell	56 61		
														133	H	Yale	58 64		
														158	A	Northeastern	66 63		
														176	A	Siena	77 67		
														183	A	Hartford	62 57		
														183	H	Hartford	58 50		
														198	H	Sacred Heart	71 43		
														210	A	UMBC	65 61		
														210	H	UMBC	60 50		
														211	A	Binghamton	70 62		
														211	H	Binghamton	76 69		
														217	H	Dartmouth	64 47		
														226	A	Boston U.	59 51		
														244	H	Bryant	62 60		
LAST 12 Division I GAMES:																			
				125	N	Maine	52 61			211	H	Binghamton	76 69			258	H	Stony Brook	49 46
				258	N	Stony Brook	58 49			274	H	Vermont	66 47			258	N	Stony Brook	58 49
				210	A	UMBC	65 61			114	A	Albany (NY)	55 64			274	A	Vermont	57 49
				343	H	UMass Lowell	58 45			258	A	Stony Brook	56 45			274	H	Vermont	66 47
				183	A	Hartford	62 57			210	H	UMBC	60 50			279	A	Manhattan	59 42
				125	A	Maine	65 57			343	A	UMass Lowell	76 57			305	H	Central Conn. St.	56 52

Non-Div I Games: New England Col. 58 38

New Hampshire

■ Loss,
 ■ Non-Conf, S Site,
 ■ Home
 ■ Away
 N Neutral

RPI	S	Opponent	Score	
341	H	Wagner	73	40
343	A	UMass Lowell	76	57
343	H	UMass Lowell	58	45

New Hampshire

New Mexico

Through Games Of March 9, 2017

Average RPI Win:	212	WON-LOST	WINNING	LAST 10	STRENGTH OF	OPP. STRENGTH	TEAM	ADJ.	CONF.	ADJ CONF.
Average RPI Loss:	98	RECORD	PCT. RANK	GAMES	SCHEDULE	OF SCHEDULE	RPI	RPI	RPI	RPI
DIV. I ONLY	14- 15	181	3- 6	78	142	153	153	13	13	
DIV. I NON-CONF.	4- 6	209	0- 0	142	84	228	228	15	15	
TOTALS	RPI 1-25	RPI 26-50	W-L RECORDS	RPI 51-100	RPI 101-150	RPI 150+				
14- 15	0- 0	1- 3	OVERALL	0- 5	4- 6	9- 1				
10- 6	0- 0	1- 0	HOME	0- 3	3- 3	6- 0				
4- 8	0- 0	0- 2	AWAY	0- 2	1- 3	3- 1				
0- 1	0- 0	0- 1	NEUTRAL	0- 0	0- 0	0- 0				
4- 6	0- 0	0- 1	NON-CONFERENCE	0- 1	2- 4	2- 0				
4- 3	0- 0	0- 0	HOME	0- 1	2- 2	2- 0				
0- 3	0- 0	0- 1	AWAY	0- 0	0- 2	0- 0				
0- 0	0- 0	0- 0	NEUTRAL	0- 0	0- 0	0- 0				
10- 9	0- 0	1- 2	CONFERENCE	0- 4	2- 2	7- 1				
6- 3	0- 0	1- 0	HOME	0- 2	1- 1	4- 0				
4- 5	0- 0	0- 1	AWAY	0- 2	1- 1	3- 1				
0- 1	0- 0	0- 1	NEUTRAL	0- 0	0- 0	0- 0				

RPI S	Opponent	Score	RPI S	Opponent	Score	RPI S	Opponent	Score	RPI S	Opponent	Score	Team's RPI: 153
27	A Marquette	52 62	53	A Colorado St.	55 58	101	H SMU	64 49				
48	A Boise St.	62 64	53	H Colorado St.	63 78	103	A Texas Tech	58 69				
48	H Boise St.	75 68	72	H Minnesota	65 69	105	A UNLV	42 56				
48	N Boise St.	62 64	98	A Wyoming	52 68	105	H UNLV	52 61				
			98	H Wyoming	58 60	112	H Saint Joseph's	67 79				
						141	A New Mexico St.	70 77				
						141	H New Mexico St.	84 55				
						143	H Tulsa	64 67				
						146	A Fresno St.	80 54				
						146	H Fresno St.	66 57				
						190	A Utah St.	68 58				
						190	H Utah St.	78 67				
						200	A San Jose St.	82 72				
						267	A San Diego St.	51 63				
						267	H San Diego St.	85 42				
						285	A Nevada	69 63				
						285	H Nevada	59 50				
						302	H UTEP	79 66				
						322	H Air Force	81 64				
						339	H Fairleigh Dickinson	83 56				
LAST 12 Division I GAMES:												
48	N Boise St.	62 64	322	H Air Force	81 64							
267	A San Diego St.	51 63	200	A San Jose St.	82 72							
98	H Wyoming	58 60	105	H UNLV	52 61							
53	A Colorado St.	55 58	285	H Nevada	59 50							
146	H Fresno St.	66 57	190	A Utah St.	68 58							
48	A Boise St.	62 64	98	A Wyoming	52 68							

Non-Div I Games: Northern N.M. 87 47

New Mexico

■ Loss,
 ■ Non-Conf, S Site,
 ■ Home
 ■ Away
 N Neutral

Average RPI Win:	271	WON-LOST	WINNING	LAST 10	STRENGTH OF	OPP. STRENGTH	TEAM	ADJ.	CONF.	ADJ CONF.
Average RPI Loss:	138	RECORD	PCT. RANK	GAMES	SCHEDULE	OF SCHEDULE	RPI	RPI	RPI	RPI
DIV. I ONLY	20- 6	33	10- 0	323	277	141	141	29	29	
DIV. I NON-CONF.	6- 6	165	0- 0	298	138	218	218	29	29	
TOTALS	RPI 1-25	RPI 26-50	W-L RECORDS	RPI 51-100	RPI 101-150	RPI 150+				
20- 6	0- 0	0- 1	OVERALL	0- 0	0- 2	20- 3				
10- 1	0- 0	0- 0	HOME	0- 0	0- 1	10- 0				
9- 2	0- 0	0- 0	AWAY	0- 0	0- 0	9- 2				
1- 3	0- 0	0- 1	NEUTRAL	0- 0	0- 1	1- 1				
6- 6	0- 0	0- 1	NON-CONFERENCE	0- 0	0- 2	6- 3				
3- 1	0- 0	0- 0	HOME	0- 0	0- 1	3- 0				
2- 2	0- 0	0- 0	AWAY	0- 0	0- 0	2- 2				
1- 3	0- 0	0- 1	NEUTRAL	0- 0	0- 1	1- 1				
14- 0	0- 0	0- 0	CONFERENCE	0- 0	0- 0	14- 0				
7- 0	0- 0	0- 0	HOME	0- 0	0- 0	7- 0				
7- 0	0- 0	0- 0	AWAY	0- 0	0- 0	7- 0				
0- 0	0- 0	0- 0	NEUTRAL	0- 0	0- 0	0- 0				

RPI S	Opponent	Score	RPI S	Opponent	Score	RPI S	Opponent	Score	RPI S	Opponent	Score	Team's RPI: 141
33 N	Quinnipiac	46 49							105 N	UNLV	47 52	
									132 H	Arizona	63 74	
									153 A	New Mexico	55 84	
									153 H	New Mexico	77 70	
									163 N	Santa Clara	46 60	
									200 H	San Jose St.	66 55	
									218 A	Seattle U	64 61	
									218 H	Seattle U	73 69	
									236 A	UTRGV	64 46	
									236 H	UTRGV	87 67	
									240 A	Hawaii	53 56	
									245 A	Grand Canyon	81 65	
									245 H	Grand Canyon	67 60	
									263 A	CSU Bakersfield	64 55	
									263 H	CSU Bakersfield	69 55	
									287 N	Sacramento St.	99 73	
									292 A	Northern Ariz.	79 68	
									297 A	UMKC	60 43	
									297 H	UMKC	78 72	
									302 A	UTEP	67 59	
									313 H	Pepperdine	75 66	
									332 A	Utah Valley	66 53	
									332 H	Utah Valley	63 46	
									344 A	Chicago St.	65 54	
									344 H	Chicago St.	100 63	
LAST 12 Division I GAMES:												
236 A	UTRGV	64 46	344 A	Chicago St.	65 54							
218 A	Seattle U	64 61	332 H	Utah Valley	63 46							
332 A	Utah Valley	66 53	218 H	Seattle U	73 69							
236 H	UTRGV	87 67	297 A	UMKC	60 43							
245 H	Grand Canyon	67 60	263 A	CSU Bakersfield	64 55							
263 H	CSU Bakersfield	69 55	245 A	Grand Canyon	81 65							

Non-Div I Games: N.M. Highlands 94 37 Western N.M. 85 28

New Mexico St.

Loss, Non-Conf, S Site, H Home A Away N Neutral

Average RPI Win:	295	WON-LOST	WINNING	LAST 10	STRENGTH OF	OPP. STRENGTH	TEAM	ADJ.	CONF.	ADJ CONF.
Average RPI Loss:	153	RECORD	PCT. RANK	GAMES	SCHEDULE	OF SCHEDULE	RPI	RPI	RPI	RPI
DIV. I ONLY	11- 14	209	4- 6	228	303	219	219	27	27	
DIV. I NON-CONF.	2- 5	259	0- 0	52	160	171	171	27	27	
TOTALS	RPI 1-25	RPI 26-50	W-L RECORDS	RPI 51-100	RPI 101-150	RPI 150+				
11- 14	0- 1	0- 0	OVERALL	0- 4	0- 5	11- 4				
7- 4	0- 0	0- 0	HOME	0- 2	0- 1	7- 1				
4- 10	0- 1	0- 0	AWAY	0- 2	0- 4	4- 3				
0- 0	0- 0	0- 0	NEUTRAL	0- 0	0- 0	0- 0				
2- 5	0- 1	0- 0	NON-CONFERENCE	0- 1	0- 2	2- 1				
1- 1	0- 0	0- 0	HOME	0- 0	0- 0	1- 1				
1- 4	0- 1	0- 0	AWAY	0- 1	0- 2	1- 0				
0- 0	0- 0	0- 0	NEUTRAL	0- 0	0- 0	0- 0				
9- 9	0- 0	0- 0	CONFERENCE	0- 3	0- 3	9- 3				
6- 3	0- 0	0- 0	HOME	0- 2	0- 1	6- 0				
3- 6	0- 0	0- 0	AWAY	0- 1	0- 2	3- 3				
0- 0	0- 0	0- 0	NEUTRAL	0- 0	0- 0	0- 0				

RPI	S	Opponent	Score	RPI	S	Opponent	Score	RPI	S	Opponent	Score	RPI	S	Opponent	Score	Team's RPI: 219
13	A	Texas	48 80					60	A	Iowa St.	63 100	106	A	Abilene Christian	55 68	
								97	H	Central Ark.	51 55	110	A	Southern Miss.	53 78	
								99	A	SFA	61 88	128	A	Lamar University	42 73	
								99	H	SFA	67 71	128	H	Lamar University	55 66	
												131	A	Alabama	57 78	
												185	H	Texas Southern	63 57	
												241	H	South Ala.	62 65	
												251	A	Jacksonville St.	81 79	
												280	H	A&M-Corpus Christi	75 54	
												281	A	McNeese	71 59	
												281	H	McNeese	92 85	
												294	A	Nicholls St.	69 79	
												294	H	Nicholls St.	81 77	
												303	A	Northwestern St.	93 95	
												329	A	Southeastern La.	70 85	
												329	H	Southeastern La.	102 87	
												333	A	Incarnate Word	71 67	
												333	H	Incarnate Word	84 58	
												337	A	Houston Baptist	73 63	
												340	H	Sam Houston St.	78 49	
LAST 12 Division I GAMES:																
294	A	Nicholls St.	69 79	333	H	Incarnate Word	84 58									
329	H	Southeastern La.	102 87	294	H	Nicholls St.	81 77									
303	A	Northwestern St.	93 95	128	H	Lamar University	55 66									
99	H	SFA	67 71	99	A	SFA	61 88									
281	H	McNeese	92 85	281	A	McNeese	71 59									
329	A	Southeastern La.	70 85	97	H	Central Ark.	51 55									

Non-Div I Games: Blue Mountain 75 37 Crowley's Ridge 123 33 Trinity Baptist 100 35

New Orleans

Loss, Non-Conf, S Site, H Home A Away N Neutral

Niagara

Through Games Of March 9, 2017

Average RPI Win: 244	WON-LOST	WINNING	LAST 10	STRENGTH OF	OPP. STRENGTH	TEAM	ADJ.	CONF.	ADJ CONF.
Average RPI Loss: 144	RECORD	PCT. RANK	GAMES	SCHEDULE	OF SCHEDULE	RPI	RPI	RPI	RPI
DIV. I ONLY	8- 22	296	3- 7	143	192	265	265	19	19
DIV. I NON-CONF.	3- 6	230	0- 0	14	130	105	105	17	17
TOTALS	RPI 1-25	RPI 26-50	W-L RECORDS	RPI 51-100	RPI 101-150	RPI 150+			
8- 22	0- 1	0- 4	OVERALL	0- 2	0- 5	8- 10			
5- 8	0- 1	0- 1	HOME	0- 0	0- 2	5- 4			
3- 13	0- 0	0- 3	AWAY	0- 2	0- 3	3- 5			
0- 1	0- 0	0- 0	NEUTRAL	0- 0	0- 0	0- 1			
3- 6	0- 1	0- 2	NON-CONFERENCE	0- 2	0- 1	3- 0			
2- 1	0- 1	0- 0	HOME	0- 0	0- 0	2- 0			
1- 5	0- 0	0- 2	AWAY	0- 2	0- 1	1- 0			
0- 0	0- 0	0- 0	NEUTRAL	0- 0	0- 0	0- 0			
5- 16	0- 0	0- 2	CONFERENCE	0- 0	0- 4	5- 10			
3- 7	0- 0	0- 1	HOME	0- 0	0- 2	3- 4			
2- 8	0- 0	0- 1	AWAY	0- 0	0- 2	2- 5			
0- 1	0- 0	0- 0	NEUTRAL	0- 0	0- 0	0- 1			

RPI 1-25				RPI 26-50				RPI 51-100				RPI 101+				Team's RPI: 265	
RPI	S	Opponent	Score	RPI	S	Opponent	Score	RPI	S	Opponent	Score	RPI	S	Opponent	Score		
16	H	Maryland	64 96	31	A	Syracuse	60 109	77	A	Drexel	57 69	107	A	Rider	41 62		
				33	A	Quinnipiac	45 61	91	A	Buffalo	63 73	107	H	Rider	58 78		
				33	H	Quinnipiac	64 71					120	A	Fordham	69 92		
				47	A	Michigan	35 107					148	A	Iona	61 68		
												148	H	Iona	55 65		
												164	A	Fairfield	63 66		
												164	H	Fairfield	55 65		
												176	A	Siena	53 71		
												176	H	Siena	68 70		
												181	A	Cleveland St.	67 49		
												183	H	Hartford	75 62		
												220	A	Monmouth	62 68		
												220	H	Monmouth	66 45		
												233	A	Marist	68 53		
												233	H	Marist	58 60		
												248	H	St. Bonaventure	65 43		
												253	A	Canisius	41 52		
												253	H	Canisius	57 65		
												253	N	Canisius	74 80		
												279	A	Manhattan	62 59		
												279	H	Manhattan	65 42		
												328	A	Saint Peter's	66 78		
												328	H	Saint Peter's	71 63		
LAST 12 Division I GAMES:																	
				253	N	Canisius	74 80					253	A	Canisius	41 52		
				220	A	Monmouth	62 68					279	H	Manhattan	65 42		
				107	A	Rider	41 62					148	H	Iona	55 65		
				328	H	Saint Peter's	71 63					164	A	Fairfield	63 66		
				176	H	Siena	68 70					33	A	Quinnipiac	45 61		
				233	A	Marist	68 53					164	H	Fairfield	55 65		

Non-Div I Games:

Niagara

■ Loss,
 ■ Non-Conf,
 ■ S Site,
 ■ Home
 ■ A Away
 N Neutral

Average RPI Win: 283		WON-LOST	WINNING	LAST 10	STRENGTH OF	OPP. STRENGTH	TEAM	ADJ.	CONF.	ADJ CONF.
Average RPI Loss: 198		RECORD	PCT. RANK	GAMES	SCHEDULE	OF SCHEDULE	RPI	RPI	RPI	RPI
DIV. I ONLY		10- 20	262	3- 7	283	321	294	294	27	27
DIV. I NON-CONF.		3- 8	262	0- 0	200	343	277	277	27	27
TOTALS		RPI 1-25	RPI 26-50	W-L RECORDS	RPI 51-100	RPI 101-150	RPI 150+			
10- 20	0- 0		0- 0	OVERALL	0- 5	1- 4	9- 11			
7- 5	0- 0		0- 0	HOME	0- 2	1- 2	6- 1			
3- 13	0- 0		0- 0	AWAY	0- 0	0- 0	3- 1			
0- 2	0- 0		0- 0	NEUTRAL	0- 0	0- 0	0- 2			
3- 8	0- 0		0- 0	NON-CONFERENCE	0- 2	0- 2	3- 4			
2- 1	0- 0		0- 0	HOME	0- 0	0- 1	2- 0			
1- 6	0- 0		0- 0	AWAY	0- 2	0- 1	1- 3			
0- 1	0- 0		0- 0	NEUTRAL	0- 0	0- 0	0- 1			
7- 12	0- 0		0- 0	CONFERENCE	0- 3	1- 2	6- 7			
5- 4	0- 0		0- 0	HOME	0- 2	1- 1	4- 1			
2- 7	0- 0		0- 0	AWAY	0- 1	0- 1	2- 5			
0- 1	0- 0		0- 0	NEUTRAL	0- 0	0- 0	0- 1			

[illegible]

Non-Div I Games:

Nicholls St.

Loss, Non-Conf, S Site, H Home A Away N Neutral

Average RPI Win: 312		WON-LOST	WINNING	LAST 10	STRENGTH OF	OPP. STRENGTH	TEAM	ADJ.	CONF.	ADJ CONF.
Average RPI Loss: 207		RECORD	PCT. RANK	GAMES	SCHEDULE	OF SCHEDULE	RPI	RPI	RPI	RPI
DIV. I ONLY		13- 15	200	4- 6	344	341	283	283	32	32
DIV. I NON-CONF.		3- 7	250	0- 0	301	285	260	260	31	31
TOTALS	RPI 1-25		RPI 26-50		W-L RECORDS		RPI 51-100		RPI 101-150	RPI 150+
13- 15	0- 0		0- 0		OVERALL		0- 0		0- 2	13- 13
5- 4	0- 0		0- 0		HOME		0- 0		0- 1	5- 3
7- 9	0- 0		0- 0		AWAY		0- 0		0- 1	7- 8
1- 2	0- 0		0- 0		NEUTRAL		0- 0		0- 0	1- 2
3- 7	0- 0		0- 0		NON-CONFERENCE		0- 0		0- 2	3- 5
0- 1	0- 0		0- 0		HOME		0- 0		0- 1	0- 0
3- 5	0- 0		0- 0		AWAY		0- 0		0- 1	3- 4
0- 1	0- 0		0- 0		NEUTRAL		0- 0		0- 0	0- 1
10- 8	0- 0		0- 0		CONFERENCE		0- 0		0- 0	10- 8
5- 3	0- 0		0- 0		HOME		0- 0		0- 0	5- 3
4- 4	0- 0		0- 0		AWAY		0- 0		0- 0	4- 4
1- 1	0- 0		0- 0		NEUTRAL		0- 0		0- 0	1- 1

[illegible]

Non-Div I Games:	Lincoln (PA)	62	28	Saint Augustine's	99	59
------------------	--------------	----	----	-------------------	----	----

Norfolk St.

Loss, Non-Conf, S Site, H Home A Away N Neutral

N
o
r
f
o
l
k
S
t
.

Norfolk St.
RPI S Opponent Score

Through Games Of March 9, 2017

RPI	S	Opponent	Score
348	A	South Carolina St.	68 53
348	H	South Carolina St.	83 68

N
o
r
f
o
l
k
S
t
.

Norfolk St.

North Carolina

Through Games Of March 9, 2017

Average RPI Win:	166	WON-LOST	WINNING	LAST 10	STRENGTH OF	OPP. STRENGTH	TEAM	ADJ.	CONF.	ADJ CONF.
Average RPI Loss:	54	RECORD	PCT. RANK	GAMES	SCHEDULE	OF SCHEDULE	RPI	RPI	RPI	RPI
DIV. I ONLY	15- 16	175	3- 7	43	56	119	119	3	3	
DIV. I NON-CONF.	11- 2	23	1- 0	174	237	66	66	4	4	
TOTALS	RPI 1-25	RPI 26-50	W-L RECORDS	RPI 51-100	RPI 101-150	RPI 150+				
15- 16	0- 6	2- 5	OVERALL	5- 1	0- 2	8- 2				
11- 5	0- 3	2- 0	HOME	3- 1	0- 0	6- 1				
1- 8	0- 3	0- 2	AWAY	0- 0	0- 2	1- 1				
3- 3	0- 0	0- 3	NEUTRAL	2- 0	0- 0	1- 0				
11- 2	0- 0	1- 2	NON-CONFERENCE	3- 0	0- 0	7- 0				
8- 0	0- 0	1- 0	HOME	1- 0	0- 0	6- 0				
1- 0	0- 0	0- 0	AWAY	0- 0	0- 0	1- 0				
2- 2	0- 0	0- 2	NEUTRAL	2- 0	0- 0	0- 0				
4- 14	0- 6	1- 3	CONFERENCE	2- 1	0- 2	1- 2				
3- 5	0- 3	1- 0	HOME	2- 1	0- 0	0- 1				
0- 8	0- 3	0- 2	AWAY	0- 0	0- 2	0- 1				
1- 1	0- 0	0- 1	NEUTRAL	0- 0	0- 0	1- 0				

RPI 1-25				RPI 26-50				RPI 51-100				RPI 101+ Team's RPI: 119			
RPI	S	Opponent	Score	RPI	S	Opponent	Score	RPI	S	Opponent	Score	RPI	S	Opponent	Score
2	H	Notre Dame	55 77	29	H	Elon	78 73	51	H	Virginia	67 58	104	A	Virginia Tech	68 76
8	A	Duke	58 70	30	N	South Fla.	55 83	61	H	Georgia Tech	89 88	113	A	Clemson	67 78
8	H	Duke	71 95	31	A	Syracuse	64 95	71	H	Bucknell	65 50	162	A	Pittsburgh	48 68
11	A	Louisville	57 87	31	N	Syracuse	64 83	72	N	Minnesota	91 77	162	N	Pittsburgh	72 60
12	H	Florida St.	77 90	36	N	LSU	43 70	87	H	Wake Forest	77 80	175	H	Boston College	77 88
15	A	Miami (FL)	88 100	38	A	North Carolina St.	60 80	95	N	Jacksonville	87 57	205	H	Alabama St.	84 54
				38	H	North Carolina St.	83 70					209	A	Wisconsin	72 59
LAST 12 Division I GAMES:															
		31 N Syracuse	64 83			61 H Georgia Tech	89 88								
		162 N Pittsburgh	72 60			31 A Syracuse	64 95								
		72 N Minnesota	91 77			175 H Boston College	77 88								
		8 H Duke	71 95			113 A Clemson	67 78								
		38 A North Carolina St.	60 80			38 H North Carolina St.	83 70								
		11 A Louisville	57 87			15 A Miami (FL)	88 100								

Non-Div I Games:

North Carolina

■ Loss,
 ■ Non-Conf,
 ■ S Site,
 ■ H Home
 ■ A Away
 N Neutral

Average RPI Win:	146	WON-LOST	WINNING	LAST 10	STRENGTH OF	OPP. STRENGTH	TEAM	ADJ.	CONF.	ADJ CONF.
Average RPI Loss:	50	RECORD	PCT. RANK	GAMES	SCHEDULE	OF SCHEDULE	RPI	RPI	RPI	RPI
DIV. I ONLY	22- 8	51	6- 3	69	40	38	38	3	3	
DIV. I NON-CONF.	10- 3	54	0- 0	271	149	118	118	4	4	
TOTALS	RPI 1-25	RPI 26-50	W-L RECORDS	RPI 51-100	RPI 101-150	RPI 150+				
22- 8	4- 3	1- 2	OVERALL	3- 2	3- 1	11- 0				
14- 2	2- 1	1- 0	HOME	0- 1	3- 0	8- 0				
7- 3	2- 0	0- 1	AWAY	3- 1	0- 1	2- 0				
1- 3	0- 2	0- 1	NEUTRAL	0- 0	0- 0	1- 0				
10- 3	0- 1	1- 1	NON-CONFERENCE	0- 1	0- 0	9- 0				
8- 0	0- 0	1- 0	HOME	0- 0	0- 0	7- 0				
1- 1	0- 0	0- 0	AWAY	0- 1	0- 0	1- 0				
1- 2	0- 1	0- 1	NEUTRAL	0- 0	0- 0	1- 0				
12- 5	4- 2	0- 1	CONFERENCE	3- 1	3- 1	2- 0				
6- 2	2- 1	0- 0	HOME	0- 1	3- 0	1- 0				
6- 2	2- 0	0- 1	AWAY	3- 0	0- 1	1- 0				
0- 1	0- 1	0- 0	NEUTRAL	0- 0	0- 0	0- 0				

RPI 1-25				RPI 26-50				Team's RPI: 38		RPI 51-100				RPI 101+			
RPI	S	Opponent	Score	RPI	S	Opponent	Score			RPI	S	Opponent	Score	RPI	S	Opponent	Score
2	H	Notre Dame	70 62	31	A	Syracuse	75 85			51	A	Virginia	59 48	104	H	Virginia Tech	85 71
8	H	Duke	55 52	36	N	LSU	58 59			61	A	Georgia Tech	75 67	113	H	Clemson	65 53
11	A	Louisville	72 70	49	H	Indiana	84 70			75	A	Tulane	58 63	119	A	North Carolina	70 83
11	N	Louisville	58 59							87	A	Wake Forest	65 50	119	H	North Carolina	80 60
12	A	Florida St.	70 61							87	H	Wake Forest	77 89	162	H	Pittsburgh	55 42
15	H	Miami (FL)	64 67											164	H	Hampton	81 56
22	N	Kansas St.	50 67											175	A	Boston College	70 58
LAST 12 Division I GAMES:																	
		11	N	Louisville			58	59			61	A	Georgia Tech			75	67
		51	A	Virginia			59	48			11	A	Louisville			72	70
		119	H	North Carolina			80	60			119	A	North Carolina			70	83
		87	H	Wake Forest			77	89			162	H	Pittsburgh			55	42
		175	A	Boston College			70	58			113	H	Clemson			65	53
		104	H	Virginia Tech			85	71			8	H	Duke			55	52

Non-Div I Games:

North Carolina St.

■ Loss,
 ■ Non-Conf, S Site,
 ■ Home
 ■ Away
 N Neutral

North Dakota

Through Games Of March 9, 2017

Average RPI Win:	228	WON-LOST	WINNING	LAST 10	STRENGTH OF	OPP. STRENGTH	TEAM	ADJ.	CONF.	ADJ CONF.
Average RPI Loss:	111	RECORD	PCT. RANK	GAMES	SCHEDULE	OF SCHEDULE	RPI	RPI	RPI	RPI
DIV. I ONLY	18- 10	103	7- 3	193	184	130	130	20	20	
DIV. I NON-CONF.	3- 6	230	0- 0	114	27	185	185	18	18	
TOTALS	RPI 1-25	RPI 26-50	W-L RECORDS	RPI 51-100	RPI 101-150	RPI 150+				
18- 10	0- 0	0- 3	OVERALL	0- 2	4- 2	14- 3				
9- 4	0- 0	0- 2	HOME	0- 2	2- 0	7- 0				
9- 5	0- 0	0- 1	AWAY	0- 0	2- 2	7- 2				
0- 1	0- 0	0- 0	NEUTRAL	0- 0	0- 0	0- 1				
3- 6	0- 0	0- 3	NON-CONFERENCE	0- 1	1- 1	2- 1				
1- 3	0- 0	0- 2	HOME	0- 1	1- 0	0- 0				
2- 3	0- 0	0- 1	AWAY	0- 0	0- 1	2- 1				
0- 0	0- 0	0- 0	NEUTRAL	0- 0	0- 0	0- 0				
15- 4	0- 0	0- 0	CONFERENCE	0- 1	3- 1	12- 2				
8- 1	0- 0	0- 0	HOME	0- 1	1- 0	7- 0				
7- 2	0- 0	0- 0	AWAY	0- 0	2- 1	5- 1				
0- 1	0- 0	0- 0	NEUTRAL	0- 0	0- 0	0- 1				

RPI S	Opponent	Score	RPI S	Opponent	Score	RPI S	Opponent	Score	RPI S	Opponent	Score	Team's RPI: 130
28	H Drake	91 99	63	H Iowa	60 75	103	A Texas Tech	80 90	129	A Northern Colo.	57 51	
37	H South Dakota St.	72 83	74	H Montana St.	71 74	129	H Northern Colo.	75 68	134	A Eastern Wash.	75 71	
50	A UNI	53 74				139	H San Francisco	71 63	150	A Idaho	61 74	
						157	A Idaho St.	65 62	157	H Idaho St.	63 56	
						188	A Kansas	71 76	207	A Portland St.	67 81	
						207	H Portland St.	65 61	207	N Portland St.	62 65	
						224	A San Diego	65 61	235	A Weber St.	70 65	
						235	H Weber St.	83 67	287	A Sacramento St.	92 78	
						287	H Sacramento St.	94 71	289	A Southern Utah	68 65	
						289	H Southern Utah	75 70	292	A Northern Ariz.	80 78	
						292	H Northern Ariz.	88 69	304	A North Dakota St.	76 55	
						323	H Montana	73 63				
LAST 12 Division I GAMES:												
207	N Portland St.	62 65	150	A Idaho	61 74							
207	A Portland St.	67 81	134	A Eastern Wash.	75 71							
287	A Sacramento St.	92 78	129	A Northern Colo.	57 51							
129	H Northern Colo.	75 68	292	H Northern Ariz.	88 69							
235	H Weber St.	83 67	289	H Southern Utah	75 70							
157	H Idaho St.	63 56	157	A Idaho St.	65 62							

Non-Div I Games: Mayville St. 70 43 Mary 79 67

North Dakota

Loss, Non-Conf, S Site, H Home A Away N Neutral

RPI 1-25				RPI 26-50				RPI 51-100				RPI 101+ Team's RPI: 304			
RPI	S	Opponent	Score	RPI	S	Opponent	Score	RPI	S	Opponent	Score	RPI	S	Opponent	Score
				37	A	South Dakota St.	44 70	59	A	Western Ill.	81 110	108	H	Colorado	59 76
				37	H	South Dakota St.	66 69	59	H	Western Ill.	60 87	130	H	North Dakota	55 76
				44	N	Central Mich.	55 77	62	A	IUPUI	58 71	144	A	Milwaukee	74 79
								62	H	IUPUI	53 76	149	A	Omaha	64 90
								62	N	IUPUI	56 69	149	H	Omaha	60 80
								78	A	South Dakota	48 80	154	A	Oakland	66 95
								78	H	South Dakota	83 73	160	H	Western Mich.	63 68
												161	A	Oral Roberts	64 71
												161	H	Oral Roberts	50 70
												195	A	Providence	63 86
												214	N	UC Santa Barbara	59 66
												236	A	UTRGV	67 81
												272	A	Cal Poly	46 73
												309	A	Massachusetts	58 70
												311	A	Denver	86 80
												311	H	Denver	67 58
												316	A	Fort Wayne	68 72
												316	H	Fort Wayne	68 56
LAST 12 Division I GAMES:															
				62	N	IUPUI	56 69	59	H	Western Ill.	60 87				
				161	A	Oral Roberts	64 71	37	A	South Dakota St.	44 70				
				149	A	Omaha	64 90	161	H	Oral Roberts	50 70				
				62	H	IUPUI	53 76	78	A	South Dakota	48 80				
				311	H	Denver	67 58	62	A	IUPUI	58 71				
				316	A	Fort Wayne	68 72	149	H	Omaha	60 80				

Page 220

North Florida

Through Games Of March 9, 2017

Average RPI Win:	303	WON-LOST	WINNING	LAST 10	STRENGTH OF	OPP. STRENGTH	TEAM	ADJ.	CONF.	ADJ CONF.
Average RPI Loss:	162	RECORD	PCT. RANK	GAMES	SCHEDULE	OF SCHEDULE	RPI	RPI	RPI	RPI
DIV. I ONLY	7- 20	303	2- 8	214	254	293	293	24	24	
DIV. I NON-CONF.	4- 8	230	0- 0	199	258	246	246	24	24	
TOTALS	RPI 1-25	RPI 26-50	W-L RECORDS	RPI 51-100	RPI 101-150	RPI 150+				
7- 20	0- 1	0- 2	OVERALL	0- 7	0- 0	7- 10				
4- 7	0- 0	0- 0	HOME	0- 3	0- 0	4- 4				
2- 12	0- 1	0- 2	AWAY	0- 4	0- 0	2- 5				
1- 1	0- 0	0- 0	NEUTRAL	0- 0	0- 0	1- 1				
4- 8	0- 1	0- 2	NON-CONFERENCE	0- 0	0- 0	4- 5				
2- 2	0- 0	0- 0	HOME	0- 0	0- 0	2- 2				
1- 5	0- 1	0- 2	AWAY	0- 0	0- 0	1- 2				
1- 1	0- 0	0- 0	NEUTRAL	0- 0	0- 0	1- 1				
3- 12	0- 0	0- 0	CONFERENCE	0- 7	0- 0	3- 5				
2- 5	0- 0	0- 0	HOME	0- 3	0- 0	2- 2				
1- 7	0- 0	0- 0	AWAY	0- 4	0- 0	1- 3				
0- 0	0- 0	0- 0	NEUTRAL	0- 0	0- 0	0- 0				

RPI 1-25				RPI 26-50				RPI 51-100				RPI 101+ Team's RPI: 293			
RPI	S	Opponent	Score	RPI	S	Opponent	Score	RPI	S	Opponent	Score	RPI	S	Opponent	Score
12	A	Florida St.	39 95	30	A	South Fla.	42 78	90	A	FGCU	46 69	170	A	Bethune-Cookman	50 52
				38	A	North Carolina St.	52 78	90	A	FGCU	42 59	177	H	Morehead St.	65 84
								90	H	FGCU	51 68	204	A	Xavier	46 83
								95	A	Jacksonville	58 68	215	A	Col. of Charleston	60 47
								95	H	Jacksonville	59 69	238	H	Wofford	60 79
								100	A	Stetson	44 68	241	N	South Ala.	55 62
								100	H	Stetson	44 62	271	A	Kennesaw St.	48 52
												271	H	Kennesaw St.	61 67
												294	N	Nicholls St.	77 74
												299	A	Lipscomb	62 66
												299	H	Lipscomb	58 60
												315	A	USC Upstate	78 67
												315	H	USC Upstate	77 74
												321	A	NJIT	62 64
												321	H	NJIT	61 51
												325	H	Florida A&M	71 60
												338	H	Fla. Atlantic	95 88
LAST 12 Division I GAMES:															
				90	A	FGCU	42 59	90	A	FGCU	46 69				
				95	H	Jacksonville	59 69	100	H	Stetson	44 62				
				299	A	Lipscomb	62 66	90	H	FGCU	51 68				
				271	A	Kennesaw St.	48 52	100	A	Stetson	44 68				
				321	H	NJIT	61 51	271	H	Kennesaw St.	61 67				
				315	H	USC Upstate	77 74	299	H	Lipscomb	58 60				

Non-Div I Games: Warner 72 44 Webber Int'l 103 57 Edward Waters 70 50

North Florida

Loss, Non-Conf, S Site, H Home A Away N Neutral

Average RPI Win: 211		WON-LOST	WINNING	LAST 10	STRENGTH OF	OPP. STRENGTH	TEAM	ADJ.	CONF.	ADJ CONF.
Average RPI Loss: 125		RECORD	PCT. RANK	GAMES	SCHEDULE	OF SCHEDULE	RPI	RPI	RPI	RPI
DIV. I ONLY		12- 19	236	5- 5	94	158	182	182	14	14
DIV. I NON-CONF.		3- 8	262	0- 0	146	182	250	250	16	16
TOTALS		RPI 1-25	RPI 26-50	W-L RECORDS	RPI 51-100	RPI 101-150	RPI 150+			
12- 19	0- 0		0- 4	OVERALL	0- 1	4- 9	8- 5			
6- 7	0- 0		0- 2	HOME	0- 0	3- 2	3- 3			
6- 9	0- 0		0- 1	AWAY	0- 1	1- 6	5- 1			
0- 3	0- 0		0- 1	NEUTRAL	0- 0	0- 1	0- 1			
3- 8	0- 0		0- 2	NON-CONFERENCE	0- 0	2- 3	1- 3			
2- 2	0- 0		0- 1	HOME	0- 0	1- 0	1- 1			
1- 4	0- 0		0- 1	AWAY	0- 0	1- 2	0- 1			
0- 2	0- 0		0- 0	NEUTRAL	0- 0	0- 1	0- 1			
9- 11	0- 0		0- 2	CONFERENCE	0- 1	2- 6	7- 2			
4- 5	0- 0		0- 1	HOME	0- 0	2- 2	2- 2			
5- 5	0- 0		0- 0	AWAY	0- 1	0- 4	5- 0			
0- 1	0- 0		0- 1	NEUTRAL	0- 0	0- 0	0- 0			

RPI 1-25			
RPI	S	Opponent	Score
40	H	Western Ky.	55 75
40	N	Western Ky.	51 78
45	A	Little Rock	44 55
49	H	Indiana	64 94

RPI 26-50			
RPI	S	Opponent	Score
40	H	Western Ky.	55 75
40	N	Western Ky.	51 78
45	A	Little Rock	44 55
49	H	Indiana	64 94

RPI 51-100			
RPI	S	Opponent	Score
80	A	Middle Tenn.	52 60

RPI 101+			
RPI	S	Opponent	Score
101	A	SMU	51 65
110	A	Southern Miss.	48 70
110	H	Southern Miss.	75 62
117	A	Charlotte	49 66
117	H	Charlotte	63 78
132	A	Arizona	62 58
136	A	Old Dominion	47 62
136	H	Old Dominion	65 55
138	A	Louisiana Tech	49 65
138	H	Louisiana Tech	65 72
143	A	Tulsa	58 63
148	H	Iona	66 55
149	N	Omaha	57 85
152	A	Missouri St.	54 63
159	A	Rice	77 69
159	H	Rice	49 51
168	H	Texas St.	58 59
184	A	UTSA	58 55
189	A	UAB	65 62
189	A	UAB	59 58
236	N	UTRGV	69 74
249	H	Marshall	57 60
302	A	UTEP	76 69
308	H	FIU	69 49
333	H	Incarinate Word	84 61
338	H	Fla. Atlantic	79 57

Team's RPI: 182			
-----------------	--	--	--

LAST 12 Division I GAMES:			
40	N	Western Ky.	51 78
189	A	UAB	65 62
249	H	Marshall	57 60
40	H	Western Ky.	55 75
110	A	Southern Miss.	48 70
138	A	Louisiana Tech	49 65
184	A	UTSA	58 55
302	A	UTEP	76 69
308	H	FIU	69 49
338	H	Fla. Atlantic	79 57
159	A	Rice	77 69
136	A	Old Dominion	47 62

Non-Div I Games:

North Texas

Loss, Non-Conf, S Site, H Home A Away N Neutral

Average RPI Win: 211		WON-LOST	WINNING	LAST 10	STRENGTH OF	OPP. STRENGTH	TEAM	ADJ.	CONF.	ADJ CONF.
Average RPI Loss: 84		RECORD	PCT. RANK	GAMES	SCHEDULE	OF SCHEDULE	RPI	RPI	RPI	RPI
DIV. I ONLY		12- 19	236	5- 5	63	95	158	158	9	9
DIV. I NON-CONF.		4- 8	230	0- 0	61	85	172	172	8	8
TOTALS	RPI 1-25	RPI 26-50		W-L RECORDS		RPI 51-100	RPI 101-150	RPI 150+		
12- 19	0- 1	0- 6		OVERALL		0- 5	1- 5	11- 2		
7- 6	0- 0	0- 2		HOME		0- 2	1- 2	6- 0		
5- 9	0- 0	0- 4		AWAY		0- 1	0- 3	5- 1		
0- 4	0- 1	0- 0		NEUTRAL		0- 2	0- 0	0- 1		
4- 8	0- 1	0- 2		NON-CONFERENCE		0- 2	0- 2	4- 1		
2- 2	0- 0	0- 0		HOME		0- 1	0- 1	2- 0		
2- 3	0- 0	0- 2		AWAY		0- 0	0- 1	2- 0		
0- 3	0- 1	0- 0		NEUTRAL		0- 1	0- 0	0- 1		
8- 11	0- 0	0- 4		CONFERENCE		0- 3	1- 3	7- 1		
5- 4	0- 0	0- 2		HOME		0- 1	1- 1	4- 0		
3- 6	0- 0	0- 2		AWAY		0- 1	0- 2	3- 1		
0- 1	0- 0	0- 0		NEUTRAL		0- 1	0- 0	0- 0		

RPI 1-25				RPI 26-50				RPI 51-100				RPI 101+				Team's RPI: 158	
RPI	S	Opponent	Score	RPI	S	Opponent	Score	RPI	S	Opponent	Score	RPI	S	Opponent	Score		
6	N	Stanford	45 74	29	A	Elon	58 70	58	N	Purdue	54 79	109	H	St. Mary's (CA)	53 77		
				29	H	Elon	65 76	76	H	New Hampshire	63 66	121	A	William & Mary	58 60		
				33	A	Quinnipiac	59 76	77	A	Drexel	51 74	121	H	William & Mary	54 68		
				41	A	Michigan St.	44 78	77	H	Drexel	33 63	125	A	Maine	49 68		
				42	A	James Madison	54 74	77	N	Drexel	50 68	137	A	Delaware	53 65		
				42	H	James Madison	49 67					137	H	Delaware	50 41		
												176	H	Siena	61 50		
												178	A	Hofstra	53 51		
												178	H	Hofstra	52 46		
												179	N	Wichita St.	73 87		
												212	A	Towson	63 51		
												212	H	Towson	72 64		
												215	A	Col. of Charleston	86 75		
												215	A	UNCW	63 68		
												215	H	UNCW	55 47		
												215	H	Col. of Charleston	61 44		
												226	H	Boston U.	78 59		
												253	A	Canisius	83 59		
												311	A	Denver	72 69		
LAST 12 Division I GAMES:																	
				77	N	Drexel	50 68	215	H	Col. of Charleston	61 44						
				178	H	Hofstra	52 46	29	A	Elon	58 70						
				215	A	UNCW	63 68	42	H	James Madison	49 67						
				215	A	Col. of Charleston	86 75	121	H	William & Mary	54 68						
				212	A	Towson	63 51	77	A	Drexel	51 74						
				137	H	Delaware	50 41	29	H	Elon	65 76						

Non-Div I Games:

Northeastern

Loss, Non-Conf, S Site, H Home A Away N Neutral

Northern Ariz.

Through Games Of March 9, 2017

Average RPI Win:	260	WON-LOST	WINNING	LAST 10	STRENGTH OF	OPP. STRENGTH	TEAM	ADJ.	CONF.	ADJ CONF.
Average RPI Loss:	178	RECORD	PCT. RANK	GAMES	SCHEDULE	OF SCHEDULE	RPI	RPI	RPI	RPI
DIV. I ONLY	8- 21	288	3- 7	227	280	292	292	20	20	
DIV. I NON-CONF.	3- 7	250	0- 0	230	338	286	286	18	18	
TOTALS	RPI 1-25	RPI 26-50	W-L RECORDS	RPI 51-100	RPI 101-150	RPI 150+				
8- 21	0- 0	0- 0	OVERALL	0- 2	2- 8	6- 11				
5- 8	0- 0	0- 0	HOME	0- 0	1- 4	4- 4				
3- 12	0- 0	0- 0	AWAY	0- 2	1- 4	2- 6				
0- 1	0- 0	0- 0	NEUTRAL	0- 0	0- 0	0- 1				
3- 7	0- 0	0- 0	NON-CONFERENCE	0- 1	0- 2	3- 4				
2- 2	0- 0	0- 0	HOME	0- 0	0- 1	2- 1				
1- 5	0- 0	0- 0	AWAY	0- 1	0- 1	1- 3				
0- 0	0- 0	0- 0	NEUTRAL	0- 0	0- 0	0- 0				
5- 14	0- 0	0- 0	CONFERENCE	0- 1	2- 6	3- 7				
3- 6	0- 0	0- 0	HOME	0- 0	1- 3	2- 3				
2- 7	0- 0	0- 0	AWAY	0- 1	1- 3	1- 3				
0- 1	0- 0	0- 0	NEUTRAL	0- 0	0- 0	0- 1				

RPI 1-25				RPI 26-50				RPI 51-100				RPI 101+ Team's RPI: 292					
RPI	S	Opponent	Score	RPI	S	Opponent	Score	RPI	S	Opponent	Score	RPI	S	Opponent	Score		
								74	A	Montana St.	69	86	128	A	Lamar University	60	75
								79	A	Utah	65	78	129	A	Northern Colo.	64	75
													129	H	Northern Colo.	66	69
													130	A	North Dakota	69	88
													130	H	North Dakota	78	80
													134	A	Eastern Wash.	64	79
													134	H	Eastern Wash.	56	47
													141	H	New Mexico St.	68	79
													150	A	Idaho	76	61
													150	H	Idaho	80	91
													151	H	CSUN	79	83
													157	H	Idaho St.	51	64
													207	A	Portland St.	55	56
													207	H	Portland St.	73	74
													207	N	Portland St.	76	88
													214	A	UC Santa Barbara	51	60
													235	H	Weber St.	64	75
													245	A	Grand Canyon	65	76
													272	A	Cal Poly	53	58
													287	A	Sacramento St.	76	82
													287	H	Sacramento St.	91	88
													289	A	Southern Utah	77	68
													289	H	Southern Utah	77	65
													302	A	UTEP	65	51
													311	H	Denver	82	67
													319	H	Youngstown St.	70	49
LAST 12 Division I GAMES:																	
				207	N	Portland St.	76	88		323	A	Montana	59	60			
				134	A	Eastern Wash.	64	79		74	A	Montana St.	69	86			
				150	A	Idaho	76	61		235	H	Weber St.	64	75			
				207	H	Portland St.	73	74		157	H	Idaho St.	51	64			
				287	H	Sacramento St.	91	88		130	A	North Dakota	69	88			
				289	H	Southern Utah	77	65		129	A	Northern Colo.	64	75			

Non-Div I Games: Antelope Valley 109 60

Northern Ariz.

■ Loss,
 ■ Non-Conf, S Site,
 ■ Home
 ■ Away
 N Neutral

RPI	S	Opponent	Score
323	A	Montana	59 60

Northern Ariz. .

N
o
r
t
h
e
r
n
A
r
i
z
.

N
o
r
t
h
e
r
n
A
r
i
z
.

Average RPI Win:	237	WON-LOST	WINNING	LAST 10	STRENGTH OF	OPP. STRENGTH	TEAM	ADJ.	CONF.	ADJ CONF.
Average RPI Loss:	122	RECORD	PCT. RANK	GAMES	SCHEDULE	OF SCHEDULE	RPI	RPI	RPI	RPI
DIV. I ONLY	21- 8	58	5- 5	287	218	129	129	20	20	
DIV. I NON-CONF.	7- 3	83	0- 0	282	152	127	127	18	18	
TOTALS	RPI 1-25	RPI 26-50	W-L RECORDS	RPI 51-100	RPI 101-150	RPI 150+				
21- 8	0- 0	0- 0	OVERALL	2- 1	1- 5	18- 2				
10- 3	0- 0	0- 0	HOME	2- 0	0- 2	8- 1				
10- 4	0- 0	0- 0	AWAY	0- 1	1- 3	9- 0				
1- 1	0- 0	0- 0	NEUTRAL	0- 0	0- 0	1- 1				
7- 3	0- 0	0- 0	NON-CONFERENCE	1- 1	0- 2	6- 0				
3- 1	0- 0	0- 0	HOME	1- 0	0- 1	2- 0				
3- 2	0- 0	0- 0	AWAY	0- 1	0- 1	3- 0				
1- 0	0- 0	0- 0	NEUTRAL	0- 0	0- 0	1- 0				
14- 5	0- 0	0- 0	CONFERENCE	1- 0	1- 3	12- 2				
7- 2	0- 0	0- 0	HOME	1- 0	0- 1	6- 1				
7- 2	0- 0	0- 0	AWAY	0- 0	1- 2	6- 0				
0- 1	0- 0	0- 0	NEUTRAL	0- 0	0- 0	0- 1				

RPI S	Opponent	Score	RPI S	Opponent	Score	RPI S	Opponent	Score	RPI S	Opponent	Score	Team's RPI: 129
						53	A Colorado St.	47 58	108	H Colorado	62 83	
						74	H Montana St.	66 58	109	A St. Mary's (CA)	65 75	
						90	H FGCU	77 74	130	A North Dakota	68 75	
									130	H North Dakota	51 57	
									134	A Eastern Wash.	61 67	
									150	A Idaho	71 67	
									157	A Idaho St.	77 62	
									157	H Idaho St.	58 68	
									157 N	Idaho St.	59 60	
									184	A UTSA	73 66	
									207	A Portland St.	57 50	
									207	H Portland St.	91 62	
									224	H San Diego	54 51	
									235	A Weber St.	88 79	
									235	H Weber St.	86 62	
									243	A Pacific	60 56	
									284 N	Eastern Mich.	58 57	
									287	A Sacramento St.	102 74	
									287	H Sacramento St.	95 88	
									289	A Southern Utah	83 53	
									289	H Southern Utah	74 55	
									292	A Northern Ariz.	69 66	
									292	H Northern Ariz.	75 64	
									311	H Denver	68 48	
									322	A Air Force	71 44	
									323	H Montana	65 46	
LAST 12 Division I GAMES:												
			157 N	Idaho St.	59 60	134	A Eastern Wash.	61 67				
			287	A Sacramento St.	102 74	150	A Idaho	71 67				
			207	A Portland St.	57 50	130	H North Dakota	51 57				
			130	A North Dakota	68 75	289	H Southern Utah	74 55				
			157	H Idaho St.	58 68	292	H Northern Ariz.	75 64				
			235	H Weber St.	86 62	235	A Weber St.	88 79				

Non-Div I Games: Colo. Christian 90 47

Northern Colo.

■ Loss,
 ■ Non-Conf, S Site,
 ■ Home
 ■ Away
 N Neutral

Northern Ill.

Through Games Of March 9, 2017

Average RPI Win:	196	WON-LOST	WINNING	LAST 10	STRENGTH OF	OPP. STRENGTH	TEAM	ADJ.	CONF.	ADJ CONF.
Average RPI Loss:	88	RECORD	PCT. RANK	GAMES	SCHEDULE	OF SCHEDULE	RPI	RPI	RPI	RPI
DIV. I ONLY	20- 10	85	5- 5	109	134	81	81	10	10	
DIV. I NON-CONF.	7- 4	114	0- 0	232	224	119	119	11	11	
TOTALS	RPI 1-25	RPI 26-50	W-L RECORDS	RPI 51-100	RPI 101-150	RPI 150+				
20- 10	0- 0	0- 3	OVERALL	6- 4	2- 1	12- 2				
9- 4	0- 0	0- 1	HOME	2- 1	1- 1	6- 1				
10- 5	0- 0	0- 1	AWAY	3- 1	1- 0	6- 1				
1- 1	0- 0	0- 0	NEUTRAL	1- 1	0- 0	0- 0				
7- 4	0- 0	0- 1	NON-CONFERENCE	0- 3	1- 0	6- 0				
4- 0	0- 0	0- 0	HOME	0- 0	1- 0	3- 0				
3- 3	0- 0	0- 1	AWAY	0- 2	0- 0	3- 0				
0- 1	0- 0	0- 0	NEUTRAL	0- 1	0- 0	0- 0				
13- 6	0- 0	0- 2	CONFERENCE	6- 1	1- 1	6- 2				
5- 4	0- 0	0- 1	HOME	2- 1	0- 1	3- 1				
7- 2	0- 0	0- 1	AWAY	3- 0	1- 0	3- 1				
1- 0	0- 0	0- 0	NEUTRAL	1- 0	0- 0	0- 0				

RPI 1-25				RPI 26-50				RPI 51-100				Team's RPI: 81		RPI 101+			
RPI	S	Opponent	Score	RPI	S	Opponent	Score	RPI	S	Opponent	Score			RPI	S	Opponent	Score
				28	A	Drake	86 95	55	A	Toledo	77 73			118	A	Ball St.	101 96
				44	A	Central Mich.	86 109	55	H	Toledo	75 79			118	H	Ball St.	84 92
				44	H	Central Mich.	94 109	59	A	Western Ill.	79 83			144	H	Milwaukee	114 104
								60	A	Iowa St.	89 97			160	A	Western Mich.	77 90
								70	H	Ohio	88 80			160	H	Western Mich.	67 62
								70	N	Ohio	72 71			202	H	SIUE	97 78
								78	N	South Dakota	83 97			232	A	Bradley	81 51
								91	A	Buffalo	89 80			234	H	Akron	55 84
								96	A	Kent St.	98 97			246	A	Miami (OH)	63 61
								96	H	Kent St.	93 72			246	H	Miami (OH)	89 76
														255	A	Bowling Green	89 76
														284	A	Eastern Mich.	81 71
														284	H	Eastern Mich.	85 73
														297	A	UMKC	86 75
														310	H	Illinois St.	108 66
														326	A	Loyola Chicago	90 70
														344	H	Chicago St.	94 85
LAST 12 Division I GAMES:																	
				70	N	Ohio	72 71	246	A	Miami (OH)	63 61						
				160	A	Western Mich.	77 90	91	A	Buffalo	89 80						
				55	H	Toledo	75 79	44	H	Central Mich.	94 109						
				284	A	Eastern Mich.	81 71	160	H	Western Mich.	67 62						
				44	A	Central Mich.	86 109	118	A	Ball St.	101 96						
				118	H	Ball St.	84 92	96	H	Kent St.	93 72						

Non-Div I Games:

Northern Ill.

■ Loss,
■ Non-Conf,
■ S Site,
■ H Home
■ A Away
N Neutral

Average RPI Win:	253	WON-LOST	WINNING	LAST 10	STRENGTH OF	OPP. STRENGTH	TEAM	ADJ.	CONF.	ADJ CONF.
Average RPI Loss:	174	RECORD	PCT. RANK	GAMES	SCHEDULE	OF SCHEDULE	RPI	RPI	RPI	RPI
DIV. I ONLY	8- 22	296	2- 8	211	258	295	295	18	18	
DIV. I NON-CONF.	3- 8	262	0- 0	165	320	273	273	21	21	
TOTALS	RPI 1-25	RPI 26-50	W-L RECORDS	RPI 51-100	RPI 101-150	RPI 150+				
8- 22	0- 0	0- 3	OVERALL	0- 2	2- 5	6- 12				
4- 9	0- 0	0- 1	HOME	0- 1	1- 2	3- 5				
2- 11	0- 0	0- 1	AWAY	0- 1	0- 2	2- 5				
2- 2	0- 0	0- 0	NEUTRAL	0- 0	1- 0	1- 2				
3- 8	0- 0	0- 1	NON-CONFERENCE	0- 2	1- 0	2- 5				
1- 3	0- 0	0- 0	HOME	0- 1	0- 0	1- 2				
0- 4	0- 0	0- 1	AWAY	0- 1	0- 0	0- 2				
2- 1	0- 0	0- 0	NEUTRAL	0- 0	1- 0	1- 1				
5- 14	0- 0	0- 2	CONFERENCE	0- 0	1- 5	4- 7				
3- 6	0- 0	0- 1	HOME	0- 0	1- 2	2- 3				
2- 7	0- 0	0- 1	AWAY	0- 0	0- 3	2- 3				
0- 1	0- 0	0- 0	NEUTRAL	0- 0	0- 0	0- 1				

RPI 1-25			RPI 26-50			RPI 51-100			RPI 101+ Team's RPI: 295		
RPI	S	Opponent	Score	RPI	S	Opponent	Score	RPI	S	Opponent	Score
26	A	Green Bay	39 70	70	A	Ohio	41 58	110	N	Southern Miss.	58 53
26	H	Green Bay	37 74	100	H	Stetson	45 54	140	A	Detroit Mercy	49 57
49	A	Indiana	49 100					140	H	Detroit Mercy	53 55
								142	A	Wright St.	47 67
								142	H	Wright St.	63 70
								144	A	Milwaukee	44 72
								144	H	Milwaukee	72 51
								154	A	Oakland	66 86
								154	H	Oakland	47 61
								181	A	Cleveland St.	58 77
								181	H	Cleveland St.	54 58
								203	H	ETSU	62 56
								207	N	Portland St.	54 77
								246	H	Miami (OH)	50 60
								250	A	Indiana St.	38 58
								264	H	Murray St.	69 72
								282	A	Tennessee Tech	40 55
								290	A	Valparaiso	70 55
								290	H	Valparaiso	32 41
								318	N	Arkansas St.	83 78
								319	A	Youngstown St.	73 77
								319	H	Youngstown St.	87 81
								320	A	Ill.-Chicago	58 37
								320	H	Ill.-Chicago	66 49
								320	N	Ill.-Chicago	60 72
LAST 12 Division I GAMES:											
320	N	Ill.-Chicago	60 72	290	H	Valparaiso	32 41				
26	H	Green Bay	37 74	320	H	Ill.-Chicago	66 49				
144	H	Milwaukee	72 51	142	A	Wright St.	47 67				
154	A	Oakland	66 86	140	H	Detroit Mercy	53 55				
181	A	Cleveland St.	58 77	154	H	Oakland	47 61				
319	A	Youngstown St.	73 77	320	A	Ill.-Chicago	58 37				

Non-Div I Games: Ind.-East 66 46

Northern Ky.

■ Loss,
 ■ Non-Conf, S Site,
 ■ Home
 ■ Away
 N Neutral

Northwestern

Through Games Of March 9, 2017

Average RPI Win:	166	WON-LOST	WINNING	LAST 10	STRENGTH OF	OPP. STRENGTH	TEAM	ADJ.	CONF.	ADJ CONF.
Average RPI Loss:	47	RECORD	PCT. RANK	GAMES	SCHEDULE	OF SCHEDULE	RPI	RPI	RPI	RPI
DIV. I ONLY	20- 11	97	4- 6	84	71	67	67	6	6	
DIV. I NON-CONF.	11- 2	23	0- 0	171	169	47	47	6	6	
TOTALS	RPI 1-25	RPI 26-50	W-L RECORDS	RPI 51-100	RPI 101-150	RPI 150+				
20- 11	0- 4	2- 2	OVERALL	4- 5	1- 0	13- 0				
15- 2	0- 1	2- 0	HOME	3- 1	0- 0	10- 0				
4- 8	0- 2	0- 2	AWAY	0- 4	1- 0	3- 0				
1- 1	0- 1	0- 0	NEUTRAL	1- 0	0- 0	0- 0				
11- 2	0- 1	0- 0	NON-CONFERENCE	2- 1	1- 0	8- 0				
9- 0	0- 0	0- 0	HOME	2- 0	0- 0	7- 0				
2- 2	0- 1	0- 0	AWAY	0- 1	1- 0	1- 0				
0- 0	0- 0	0- 0	NEUTRAL	0- 0	0- 0	0- 0				
9- 9	0- 3	2- 2	CONFERENCE	2- 4	0- 0	5- 0				
6- 2	0- 1	2- 0	HOME	1- 1	0- 0	3- 0				
2- 6	0- 1	0- 2	AWAY	0- 3	0- 0	2- 0				
1- 1	0- 1	0- 0	NEUTRAL	1- 0	0- 0	0- 0				

RPI 1-25				RPI 26-50				RPI 51-100				Team's RPI: 67	RPI 101+			
RPI	S	Opponent	Score	RPI	S	Opponent	Score	RPI	S	Opponent	Score		RPI	S	Opponent	Score
16	A	Maryland	65 96	41	H	Michigan St.	76 65	51	H	Virginia	69 60		144	A	Milwaukee	65 63
17	A	DePaul	66 89	47	A	Michigan	54 80	58	A	Purdue	59 61		152	H	Missouri St.	75 52
25	H	Ohio St.	87 94	49	A	Indiana	38 66	58	H	Purdue	76 60		161	H	Oral Roberts	64 55
25	N	Ohio St.	68 99	49	H	Indiana	80 67	63	A	Iowa	59 78		163	A	Santa Clara	87 75
								63	N	Iowa	78 73		164	H	Hampton	67 48
								64	A	Gonzaga	56 67		196	A	Nebraska	62 58
								72	A	Minnesota	61 71		208	H	Illinois	66 53
								83	H	Florida	73 68		209	H	Wisconsin	63 43
								85	H	Penn St.	58 74		221	H	UT Martin	82 59
													228	A	Rutgers	55 37
													228	H	Rutgers	60 38
													237	H	Evansville	88 66
													320	H	Ill.-Chicago	88 44
													344	H	Chicago St.	75 42
LAST 12 Division I GAMES:																
				25	N	Ohio St.	68 99	63	A	Iowa	59 78					
				63	N	Iowa	78 73	49	A	Indiana	38 66					
				72	A	Minnesota	61 71	85	H	Penn St.	58 74					
				58	A	Purdue	59 61	209	H	Wisconsin	63 43					
				228	H	Rutgers	60 38	228	A	Rutgers	55 37					
				208	H	Illinois	66 53	47	A	Michigan	54 80					

Non-Div I Games:

Northwestern

■ Loss,
 ■ Non-Conf, S Site,
 ■ Home
 ■ Away
 N Neutral

Average RPI Win:	291	WON-LOST	WINNING	LAST 10	STRENGTH OF	OPP. STRENGTH	TEAM	ADJ.	CONF.	ADJ CONF.
Average RPI Loss:	182	RECORD	PCT. RANK	GAMES	SCHEDULE	OF SCHEDULE	RPI	RPI	RPI	RPI
DIV. I ONLY	9- 17	258	4- 6	292	287	303	303	27	27	
DIV. I NON-CONF.	2- 5	259	0- 0	238	135	297	297	27	27	
TOTALS	RPI 1-25	RPI 26-50	W-L RECORDS	RPI 51-100	RPI 101-150	RPI 150+				
9- 17	0- 2	0- 0	OVERALL	1- 3	0- 3	8- 9				
8- 4	0- 0	0- 0	HOME	1- 1	0- 1	7- 2				
1- 12	0- 2	0- 0	AWAY	0- 2	0- 2	1- 6				
0- 1	0- 0	0- 0	NEUTRAL	0- 0	0- 0	0- 1				
2- 5	0- 2	0- 0	NON-CONFERENCE	0- 0	0- 0	2- 3				
2- 1	0- 0	0- 0	HOME	0- 0	0- 0	2- 1				
0- 4	0- 2	0- 0	AWAY	0- 0	0- 0	0- 2				
0- 0	0- 0	0- 0	NEUTRAL	0- 0	0- 0	0- 0				
7- 12	0- 0	0- 0	CONFERENCE	1- 3	0- 3	6- 6				
6- 3	0- 0	0- 0	HOME	1- 1	0- 1	5- 1				
1- 8	0- 0	0- 0	AWAY	0- 2	0- 2	1- 4				
0- 1	0- 0	0- 0	NEUTRAL	0- 0	0- 0	0- 1				

RPI 1-25				RPI 26-50				RPI 51-100				RPI 101+ Team's RPI: 303			
RPI	S	Opponent	Score	RPI	S	Opponent	Score	RPI	S	Opponent	Score	RPI	S	Opponent	Score
5	A	Mississippi St.	30 106					97	A	Central Ark.	43 76	106	A	Abilene Christian	57 79
13	A	Texas	39 86					97	H	Central Ark.	51 62	106	H	Abilene Christian	74 75
								99	A	SFA	67 80	128	A	Lamar University	60 73
								99	H	SFA	76 72	167	A	Memphis	38 54
												173	A	Arkansas	36 65
												219	H	New Orleans	95 93
												280	A	A&M-Corpus Christi	51 60
												280 N	A	A&M-Corpus Christi	46 57
												281	A	McNeese	52 68
												281	H	McNeese	63 68
												294	H	Nicholls St.	75 58
												312	H	Mississippi Val.	64 68
												329	A	Southeastern La.	58 69
												329	H	Southeastern La.	89 71
												331	H	La.-Monroe	67 65
												333	A	Incarnate Word	76 74
												334	H	Jackson St.	83 65
												337	H	Houston Baptist	75 54
												340	A	Sam Houston St.	73 92
												340	H	Sam Houston St.	78 51
LAST 12 Division I GAMES:															
280 N	A	A&M-Corpus Christi	46 57	329	H	Southeastern La.	89 71								
97	H	Central Ark.	51 62	106	A	Abilene Christian	57 79								
99	A	SFA	67 80	337	H	Houston Baptist	75 54								
219	H	New Orleans	95 93	99	H	SFA	76 72								
340	A	Sam Houston St.	73 92	128	A	Lamar University	60 73								
106	H	Abilene Christian	74 75	329	A	Southeastern La.	58 69								

Non-Div I Games: LeTourneau 80 68 Louisiana Col. 113 65 LSU-Alexandria 97 76 Central Baptist 93 42 Northwestern St.

Notre Dame

Through Games Of March 9, 2017

Average RPI Win:	77	WON-LOST	WINNING	LAST 10	STRENGTH OF	OPP. STRENGTH	TEAM	ADJ.	CONF.	ADJ CONF.
Average RPI Loss:	20	RECORD	PCT. RANK	GAMES	SCHEDULE	OF SCHEDULE	RPI	RPI	RPI	RPI
DIV. I ONLY	30- 3	3	10- 0	1	3	2	2	3	3	
DIV. I NON-CONF.	12- 2	21	0- 0	2	3	2	2	4	4	
TOTALS	RPI 1-25	RPI 26-50	W-L RECORDS	RPI 51-100	RPI 101-150	RPI 150+				
30- 3	8- 2	4- 1	OVERALL	8- 0	5- 0	5- 0				
14- 1	4- 1	2- 0	HOME	3- 0	1- 0	4- 0				
12- 2	2- 1	2- 1	AWAY	4- 0	3- 0	1- 0				
4- 0	2- 0	0- 0	NEUTRAL	1- 0	1- 0	0- 0				
12- 2	2- 2	3- 0	NON-CONFERENCE	3- 0	2- 0	2- 0				
6- 1	1- 1	2- 0	HOME	0- 0	1- 0	2- 0				
5- 1	1- 1	1- 0	AWAY	3- 0	0- 0	0- 0				
1- 0	0- 0	0- 0	NEUTRAL	0- 0	1- 0	0- 0				
18- 1	6- 0	1- 1	CONFERENCE	5- 0	3- 0	3- 0				
8- 0	3- 0	0- 0	HOME	3- 0	0- 0	2- 0				
7- 1	1- 0	1- 1	AWAY	1- 0	3- 0	1- 0				
3- 0	2- 0	0- 0	NEUTRAL	1- 0	0- 0	0- 0				

RPI	S	Opponent	Score	RPI	S	Opponent	Score	RPI	S	Opponent	Score	RPI	S	Opponent	Score
1	H	UConn	61 72	26	H	Green Bay	71 67	51	H	Virginia	82 74	104	A	Virginia Tech	76 59
8	H	Duke	62 58	31	A	Syracuse	85 80	51	N	Virginia	76 59	113	A	Clemson	84 80
8	N	Duke	84 61	38	A	North Carolina St.	62 70	55	A	Toledo	85 68	119	A	North Carolina	77 55
9	H	Washington	71 60	41	A	Michigan St.	79 61	61	A	Georgia Tech	55 38	120	H	Fordham	67 36
11	H	Louisville	85 66	44	H	Central Mich.	107 47	61	H	Georgia Tech	90 69	147	N	Louisiana	91 51
11	N	Louisville	84 73					63	A	Iowa	73 58	162	H	Pittsburgh	86 54
12	H	Florida St.	79 61					65	A	Chattanooga	79 58	166	H	TCU	92 59
15	A	Miami (FL)	67 55					87	H	Wake Forest	92 72	175	A	Boston College	80 69
17	A	DePaul	75 61									175	H	Boston College	82 45
20	A	Tennessee	69 71									290	H	Valparaiso	114 54
LAST 12 Division I GAMES:															
		8 N Duke	84 61			113 A Clemson	84 80								
		11 N Louisville	84 73			61 H Georgia Tech	90 69								
		51 N Virginia	76 59			11 H Louisville	85 66								
		12 H Florida St.	79 61			104 A Virginia Tech	76 59								
		175 H Boston College	82 45			51 H Virginia	82 74								
		31 A Syracuse	85 80			8 H Duke	62 58								

Non-Div I Games:

Notre Dame

Loss, Non-Conf, S Site, H Home A Away N Neutral

Oakland

Through Games Of March 9, 2017

Average RPI Win:	261	WON-LOST	WINNING	LAST 10	STRENGTH OF	OPP. STRENGTH	TEAM	ADJ.	CONF.	ADJ CONF.
Average RPI Loss:	101	RECORD	PCT. RANK	GAMES	SCHEDULE	OF SCHEDULE	RPI	RPI	RPI	RPI
DIV. I ONLY	16- 12	127	7- 3	225	201	154	154	18	18	
DIV. I NON-CONF.	4- 5	198	0- 0	265	98	195	195	21	21	
TOTALS	RPI 1-25	RPI 26-50	W-L RECORDS	RPI 51-100	RPI 101-150	RPI 150+				
16- 12	0- 0	1- 5	OVERALL	0- 0	2- 6	13- 1				
8- 4	0- 0	1- 0	HOME	0- 0	1- 3	6- 1				
8- 7	0- 0	0- 5	AWAY	0- 0	1- 2	7- 0				
0- 1	0- 0	0- 0	NEUTRAL	0- 0	0- 1	0- 0				
4- 5	0- 0	0- 4	NON-CONFERENCE	0- 0	0- 1	4- 0				
2- 1	0- 0	0- 0	HOME	0- 0	0- 1	2- 0				
2- 4	0- 0	0- 4	AWAY	0- 0	0- 0	2- 0				
0- 0	0- 0	0- 0	NEUTRAL	0- 0	0- 0	0- 0				
12- 7	0- 0	1- 1	CONFERENCE	0- 0	2- 5	9- 1				
6- 3	0- 0	1- 0	HOME	0- 0	1- 2	4- 1				
6- 3	0- 0	0- 1	AWAY	0- 0	1- 2	5- 0				
0- 1	0- 0	0- 0	NEUTRAL	0- 0	0- 1	0- 0				

RPI S	Opponent	Score	RPI S	Opponent	Score	RPI S	Opponent	Score	RPI S	Opponent	Score	Team's RPI: 154
26	A Green Bay	47 89	26	H Green Bay	74 71				118	H Ball St.	59 66	
41	A Michigan St.	74 81	44	A Central Mich.	67 70				140	A Detroit Mercy	61 71	
47	A Michigan	63 101	47	A Michigan	63 101				140	H Detroit Mercy	71 80	
49	A Indiana	59 84	49	A Indiana	59 84				142	A Wright St.	66 84	
LAST 12 Division I GAMES:												
144	N Milwaukee	60 82	140	A Detroit Mercy	61 71				144	A Milwaukee	75 73	
181	A Cleveland St.	93 79	144	H Milwaukee	77 63				144	H Milwaukee	77 63	
319	A Youngstown St.	80 58	26	H Green Bay	74 71				144	N Milwaukee	60 82	
295	H Northern Ky.	86 66	142	A Wright St.	66 84				181	A Cleveland St.	93 79	
320	A Ill.-Chicago	78 50	295	A Northern Ky.	61 47				181	H Cleveland St.	62 74	
290	A Valparaiso	98 60	319	H Youngstown St.	80 54				274	H Vermont	79 55	
			320	A Ill.-Chicago	78 50				290	A Valparaiso	98 60	
			320	H Ill.-Chicago	81 58				290	H Valparaiso	104 63	
			344	A Chicago St.	80 60				295	A Northern Ky.	61 47	

Non-Div I Games: Concordia (MI) 99 32 Marygrove 126 31

Oakland

Loss, Non-Conf, S Site, H Home A Away N Neutral

Average RPI Win: 191		WON-LOST	WINNING	LAST 10	STRENGTH OF	OPP. STRENGTH	TEAM	ADJ.	CONF.	ADJ CONF.
Average RPI Loss: 95		RECORD	PCT. RANK	GAMES	SCHEDULE	OF SCHEDULE	RPI	RPI	RPI	RPI
DIV. I ONLY		22- 9	63	6- 4	135	116	70	70	10	10
DIV. I NON-CONF.		9- 2	37	0- 0	169	220	49	49	11	11
TOTALS		RPI 1-25	RPI 26-50		W-L RECORDS		RPI 51-100	RPI 101-150		RPI 150+
22- 9	0- 0	0- 3		OVERALL		5- 5	2- 0		15- 1	
14- 2	0- 0	0- 1		HOME		2- 1	1- 0		11- 0	
8- 6	0- 0	0- 2		AWAY		3- 3	1- 0		4- 1	
0- 1	0- 0	0- 0		NEUTRAL		0- 1	0- 0		0- 0	
9- 2	0- 0	0- 1		NON-CONFERENCE		2- 0	1- 0		6- 1	
6- 0	0- 0	0- 0		HOME		0- 0	1- 0		5- 0	
3- 2	0- 0	0- 1		AWAY		2- 0	0- 0		1- 1	
0- 0	0- 0	0- 0		NEUTRAL		0- 0	0- 0		0- 0	
13- 7	0- 0	0- 2		CONFERENCE		3- 5	1- 0		9- 0	
8- 2	0- 0	0- 1		HOME		2- 1	0- 0		6- 0	
5- 4	0- 0	0- 1		AWAY		1- 3	1- 0		3- 0	
0- 1	0- 0	0- 0		NEUTRAL		0- 1	0- 0		0- 0	

RPI S	Opponent	Score	RPI S	Opponent	Score	RPI S	Opponent	Score	RPI S	Opponent	Score
44	A Central Mich.	59 64	44	H Central Mich.	64 70	55	A Toledo	64 55	118	A Ball St.	72 68
47	A Michigan	46 69	62	A IUPUI	71 65	55	H Toledo	61 55	123	H Duquesne	64 46
			80	A Middle Tenn.	73 52	62	A IUPUI	71 65	160	H Western Mich.	80 67
			81	A Northern Ill.	80 88	80	A Middle Tenn.	73 52	208	H Illinois	80 68
			81	N Northern Ill.	71 72	81	A Northern Ill.	80 88	211	H Binghamton	63 55
			91	A Buffalo	54 65	81	N Northern Ill.	71 72	221	H UT Martin	72 55
			91	H Buffalo	83 55	91	A Buffalo	54 65	222	A High Point	76 48
			96	A Kent St.	77 83	91	H Buffalo	83 55	234	A Akron	85 69
			96	H Kent St.	65 68	96	A Kent St.	77 83	234	H Akron	62 48
						96	H Kent St.	65 68	246	A Miami (OH)	79 62
									246	H Miami (OH)	77 63
									255	A Bowling Green	69 58
									255	H Bowling Green	79 68
									264	H Murray St.	79 70
									278	A N.C. A&T	57 63
									284	H Eastern Mich.	63 49
									284	H Eastern Mich.	68 51
									295	H Northern Ky.	58 41
LAST 12 Division I GAMES:											
81	N Northern Ill.	71 72	96	A Kent St.	77 83						
284	H Eastern Mich.	63 49	44	H Central Mich.	64 70						
234	H Akron	62 48	118	A Ball St.	72 68						
255	H Bowling Green	79 68	55	H Toledo	61 55						
246	H Miami (OH)	77 63	44	A Central Mich.	59 64						
91	A Buffalo	54 65	246	A Miami (OH)	79 62						

Non-Div I Games:

Ohio

Average RPI Win: 147		WON-LOST	WINNING	LAST 10	STRENGTH OF	OPP. STRENGTH	TEAM	ADJ.	CONF.	ADJ CONF.
Average RPI Loss: 21		RECORD	PCT. RANK	GAMES	SCHEDULE	OF SCHEDULE	RPI	RPI	RPI	RPI
DIV. I ONLY		26- 6	19	9- 1	65	54	25	25	6	6
DIV. I NON-CONF.		10- 4	80	0- 0	49	57	63	63	6	6
<hr/>										
TOTALS	RPI 1-25		RPI 26-50		W-L RECORDS	RPI 51-100	RPI 101-150		RPI 150+	
26- 6	1- 4		3- 1		OVERALL	8- 1	1- 0		13- 0	
16- 2	1- 2		1- 0		HOME	3- 0	1- 0		10- 0	
7- 2	0- 1		1- 1		AWAY	3- 0	0- 0		3- 0	
3- 2	0- 1		1- 0		NEUTRAL	2- 1	0- 0		0- 0	
10- 4	0- 4		1- 0		NON-CONFERENCE	1- 0	1- 0		7- 0	
8- 2	0- 2		0- 0		HOME	0- 0	1- 0		7- 0	
0- 1	0- 1		0- 0		AWAY	0- 0	0- 0		0- 0	
2- 1	0- 1		1- 0		NEUTRAL	1- 0	0- 0		0- 0	
16- 2	1- 0		2- 1		CONFERENCE	7- 1	0- 0		6- 0	
8- 0	1- 0		1- 0		HOME	3- 0	0- 0		3- 0	
7- 1	0- 0		1- 1		AWAY	3- 0	0- 0		3- 0	
1- 1	0- 0		0- 0		NEUTRAL	1- 1	0- 0		0- 0	

RPI	S	Opponent	Score	RPI	S	Opponent	Score	RPI	S	Opponent	Score	RPI	S	Opponent	Score
1	A	UConn	63 82	31	N	Syracuse	77 72	58	A	Purdue	61 56	123	H	Duquesne	89 69
3	H	South Carolina	80 92	41	A	Michigan St.	75 94	58	N	Purdue	60 71	180	H	Cincinnati	80 38
7	N	Baylor	68 85	47	H	Michigan	96 87	63	H	Iowa	88 81	181	H	Cleveland St.	96 78
15	H	Miami (FL)	89 94	49	A	Indiana	92 82	67	A	Northwestern	94 87	196	A	Nebraska	87 69
16	H	Maryland	98 87					67	N	Northwestern	99 68	196	H	Nebraska	95 75
								72	A	Minnesota	88 76	205	H	Alabama St.	118 61
								72	H	Minnesota	87 62	208	H	Illinois	88 64
								85	H	Penn St.	87 72	209	A	Wisconsin	96 68
								90	N	FGCU	79 66	209	H	Wisconsin	70 61
												223	H	Southern U.	108 73
												228	A	Rutgers	73 45
												253	H	Canisius	89 56
												336	H	LIU Brooklyn	113 54
												345	H	Winthrop	88 48
LAST 12 Division I GAMES:															
				58	N	Purdue	60 71	209	A	Wisconsin	96 68				
				67	N	Northwestern	99 68	85	H	Penn St.	87 72				
				228	A	Rutgers	73 45	196	H	Nebraska	95 75				
				16	H	Maryland	98 87	72	A	Minnesota	88 76				
				196	A	Nebraska	87 69	208	H	Illinois	88 64				
				63	H	Iowa	88 81	209	H	Wisconsin	70 61				

Non-Div I Games:

Ohio St.

Average RPI Win: 112		WON-LOST	WINNING	LAST 10	STRENGTH OF	OPP. STRENGTH	TEAM	ADJ.	CONF.	ADJ CONF.
Average RPI Loss: 40		RECORD	PCT. RANK	GAMES	SCHEDULE	OF SCHEDULE	RPI	RPI	RPI	RPI
DIV. I ONLY		22- 9	63	6- 4	25	28	19	19	4	4
DIV. I NON-CONF.		9- 3	63	0- 0	44	82	43	43	3	3
TOTALS		RPI 1-25	RPI 26-50		W-L RECORDS		RPI 51-100	RPI 101-150	RPI 150+	
22- 9	2- 5	3- 2		OVERALL		6- 1	3- 0	8- 1		
14- 2	2- 1	3- 0		HOME		3- 0	2- 0	4- 1		
6- 5	0- 4	0- 1		AWAY		3- 0	1- 0	2- 0		
2- 2	0- 0	0- 1		NEUTRAL		0- 1	0- 0	2- 0		
9- 3	0- 1	2- 0		NON-CONFERENCE		2- 1	1- 0	4- 1		
6- 1	0- 0	2- 0		HOME		1- 0	1- 0	2- 1		
1- 1	0- 1	0- 0		AWAY		1- 0	0- 0	0- 0		
2- 1	0- 0	0- 0		NEUTRAL		0- 1	0- 0	2- 0		
13- 6	2- 4	1- 2		CONFERENCE		4- 0	2- 0	4- 0		
8- 1	2- 1	1- 0		HOME		2- 0	1- 0	2- 0		
5- 4	0- 3	0- 1		AWAY		2- 0	1- 0	2- 0		
0- 1	0- 0	0- 1		NEUTRAL		0- 0	0- 0	0- 0		

RPI S	Opponent	Score	RPI S	Opponent	Score	RPI S	Opponent	Score	RPI S	Opponent	Score
7 A	Baylor	58 92	37 H	South Dakota St.	74 60	53 H	Colorado St.	70 55	103 A	Texas Tech	64 56
7 H	Baylor	64 103	39 A	West Virginia	73 83	54 N	California	74 82	103 H	Texas Tech	66 45
13 A	Texas	68 86	39 H	West Virginia	90 87	60 A	Iowa St.	67 57	143 H	Tulsa	85 68
13 H	Texas	74 73	39 N	West Virginia	58 82	60 H	Iowa St.	78 63	161 H	Oral Roberts	67 74
14 A	Kentucky	68 82	45 H	Little Rock	68 58	82 A	Oklahoma St.	66 60	166 A	TCU	73 64
22 A	Kansas St.	71 79				82 H	Oklahoma St.	68 62	166 H	TCU	87 72
22 H	Kansas St.	85 80				88 A	BYU	68 61	169 H	Southern Ill.	80 48
									188 A	Kansas	84 54
									188 H	Kansas	89 52
									204 N	Xavier	81 69
									207 N	Portland St.	74 60
									236 H	UTRGV	92 59
LAST 12 Division I GAMES:											
39 N	West Virginia	58 82	39 H	West Virginia	90 87						
7 H	Baylor	64 103	82 A	Oklahoma St.	66 60						
166 A	TCU	73 64	188 H	Kansas	89 52						
22 A	Kansas St.	71 79	7 A	Baylor	58 92						
13 H	Texas	74 73	60 H	Iowa St.	78 63						
103 A	Texas Tech	64 56	82 H	Oklahoma St.	68 62						

Non-Div I Games:

Oklahoma

Average RPI Win:	153	WON-LOST	WINNING	LAST 10	STRENGTH OF	OPP. STRENGTH	TEAM	ADJ.	CONF.	ADJ CONF.
Average RPI Loss:	38	RECORD	PCT. RANK	GAMES	SCHEDULE	OF SCHEDULE	RPI	RPI	RPI	RPI
DIV. I ONLY	17- 14	140	4- 6	50	19	82	82	4	4	
DIV. I NON-CONF.	10- 1	15	0- 0	97	118	22	22	3	3	
TOTALS	RPI 1-25	RPI 26-50	W-L RECORDS	RPI 51-100	RPI 101-150	RPI 150+				
17- 14	0- 10	2- 1	OVERALL	2- 1	3- 1	10- 1				
12- 4	0- 4	2- 0	HOME	2- 0	1- 0	7- 0				
2- 8	0- 4	0- 1	AWAY	0- 1	1- 1	1- 1				
3- 2	0- 2	0- 0	NEUTRAL	0- 0	1- 0	2- 0				
10- 1	0- 1	1- 0	NON-CONFERENCE	1- 0	2- 0	6- 0				
7- 0	0- 0	1- 0	HOME	1- 0	0- 0	5- 0				
1- 0	0- 0	0- 0	AWAY	0- 0	1- 0	0- 0				
2- 1	0- 1	0- 0	NEUTRAL	0- 0	1- 0	1- 0				
7- 13	0- 9	1- 1	CONFERENCE	1- 1	1- 1	4- 1				
5- 4	0- 4	1- 0	HOME	1- 0	1- 0	2- 0				
1- 8	0- 4	0- 1	AWAY	0- 1	0- 1	1- 1				
1- 1	0- 1	0- 0	NEUTRAL	0- 0	0- 0	1- 0				

RPI 1-25				RPI 26-50				RPI 51-100 Team's RPI: 82				RPI 101+			
RPI	S	Opponent	Score	RPI	S	Opponent	Score	RPI	S	Opponent	Score	RPI	S	Opponent	Score
4	N	Oregon St.	54 73	39	A	West Virginia	53 79	60	A	Iowa St.	48 61	102	A	Washington St.	79 72
7	A	Baylor	67 89	39	H	West Virginia	67 63	60	H	Iowa St.	71 59	103	A	Texas Tech	65 70
7	H	Baylor	50 86	50	H	UNI	81 57	86	H	Georgia	71 51	103	H	Texas Tech	75 62
13	A	Texas	35 66									122	N	Long Beach St.	63 57
13	H	Texas	71 85									159	H	Rice	65 51
13	N	Texas	60 71									163	N	Santa Clara	67 53
19	A	Oklahoma	62 68									166	A	TCU	82 67
19	H	Oklahoma	60 66									166	H	TCU	88 70
22	A	Kansas St.	69 74									188	A	Kansas	49 67
22	H	Kansas St.	43 63									188	H	Kansas	74 70
												188	N	Kansas	79 75
												201	H	Loyola Marymount	66 58
												236	H	UTRGV	86 53
												252	H	Tennessee St.	86 48
												318	H	Arkansas St.	76 34
LAST 12 Division I GAMES:															
		13 N Texas	60 71			166 H TCU	88 70								
		188 N Kansas	79 75			39 A West Virginia	53 79								
		60 A Iowa St.	48 61			188 A Kansas	49 67								
		39 H West Virginia	67 63			19 H Oklahoma	60 66								
		103 H Texas Tech	75 62			13 H Texas	71 85								
		7 A Baylor	67 89			22 A Kansas St.	69 74								

Non-Div I Games:

Oklahoma St.

■ Loss,
■ Non-Conf,
■ S Site,
■ H Home
■ A Away
N Neutral

Average RPI Win:	226	WON-LOST	WINNING	LAST 10	STRENGTH OF	OPP. STRENGTH	TEAM	ADJ.	CONF.	ADJ CONF.
Average RPI Loss:	91	RECORD	PCT. RANK	GAMES	SCHEDULE	OF SCHEDULE	RPI	RPI	RPI	RPI
DIV. I ONLY	17- 14	140	6- 4	90	152	136	136	14	14	
DIV. I NON-CONF.	5- 6	186	0- 0	57	142	163	163	16	16	
TOTALS	RPI 1-25	RPI 26-50	W-L RECORDS	RPI 51-100	RPI 101-150	RPI 150+				
17- 14	0- 2	0- 4	OVERALL	0- 1	3- 4	14- 3				
10- 5	0- 0	0- 1	HOME	0- 1	1- 2	9- 1				
6- 6	0- 2	0- 1	AWAY	0- 0	2- 1	4- 2				
1- 3	0- 0	0- 2	NEUTRAL	0- 0	0- 1	1- 0				
5- 6	0- 2	0- 2	NON-CONFERENCE	0- 0	1- 1	4- 1				
5- 1	0- 0	0- 0	HOME	0- 0	1- 1	4- 0				
0- 3	0- 2	0- 0	AWAY	0- 0	0- 0	0- 1				
0- 2	0- 0	0- 2	NEUTRAL	0- 0	0- 0	0- 0				
12- 8	0- 0	0- 2	CONFERENCE	0- 1	2- 3	10- 2				
5- 4	0- 0	0- 1	HOME	0- 1	0- 1	5- 1				
6- 3	0- 0	0- 1	AWAY	0- 0	2- 1	4- 1				
1- 1	0- 0	0- 0	NEUTRAL	0- 0	0- 1	1- 0				

RPI 1-25				RPI 26-50				RPI 51-100				RPI 101+ Team's RPI: 136			
RPI	S	Opponent	Score	RPI	S	Opponent	Score	RPI	S	Opponent	Score	RPI	S	Opponent	Score
8	A	Duke	64 92	31	N	Syracuse	66 92	80	H	Middle Tenn.	63 80	110	A	Southern Miss.	69 84
15	A	Miami (FL)	56 66	32	N	Dayton	69 77					110	N	Southern Miss.	74 80
				40	A	Western Ky.	73 79					117	A	Charlotte	72 70
				40	H	Western Ky.	62 67					117	H	Charlotte	75 86
												121	H	William & Mary	58 69
												138	A	Louisiana Tech	69 64
												145	H	VCU	70 60
												159	A	Rice	59 47
												159	H	Rice	81 66
												164	H	Hampton	61 58
												182	A	North Texas	55 65
												182	H	North Texas	62 47
												184	H	UTSA	68 81
												189	H	UAB	73 61
												203	A	ETSU	60 70
												217	H	Dartmouth	82 56
												249	A	Marshall	94 85
												249	H	Marshall	73 69
												283	H	Norfolk St.	65 54
												302	H	UTEP	87 68
												302	N	UTEP	80 70
												308	A	FIU	86 64
												335	H	N.C. Central	83 52
												338	A	Fla. Atlantic	93 73
LAST 12 Division I GAMES:															
				110	N	Southern Miss.	74 80			117	A	Charlotte	72 70		
				302	N	UTEP	80 70			189	H	UAB	73 61		
				184	H	UTSA	68 81			80	H	Middle Tenn.	63 80		
				302	H	UTEP	87 68			338	A	Fla. Atlantic	93 73		
				40	A	Western Ky.	73 79			308	A	FIU	86 64		
				249	A	Marshall	94 85			182	H	North Texas	62 47		

Non-Div I Games:

Old Dominion

■ Loss,
■ Non-Conf, S Site,
■ Home
■ Away
N Neutral

Average RPI Win:	186	WON-LOST	WINNING	LAST 10	STRENGTH OF	OPP. STRENGTH	TEAM	ADJ.	CONF.	ADJ CONF.
Average RPI Loss:	53	RECORD	PCT. RANK	GAMES	SCHEDULE	OF SCHEDULE	RPI	RPI	RPI	RPI
DIV. I ONLY	17- 13	128	4- 6	87	52	116	116	2	2	
DIV. I NON-CONF.	11- 2	23	0- 0	314	256	99	99	2	2	
TOTALS	RPI 1-25	RPI 26-50	W-L RECORDS	RPI 51-100	RPI 101-150	RPI 150+				
17- 13	2- 5	2- 4	OVERALL	2- 0	1- 4	10- 0				
15- 3	2- 1	2- 1	HOME	1- 0	1- 1	9- 0				
1- 9	0- 4	0- 2	AWAY	1- 0	0- 3	0- 0				
1- 1	0- 0	0- 1	NEUTRAL	0- 0	0- 0	1- 0				
11- 2	0- 0	1- 1	NON-CONFERENCE	0- 0	1- 1	9- 0				
10- 0	0- 0	1- 0	HOME	0- 0	1- 0	8- 0				
0- 2	0- 0	0- 1	AWAY	0- 0	0- 1	0- 0				
1- 0	0- 0	0- 0	NEUTRAL	0- 0	0- 0	1- 0				
6- 11	2- 5	1- 3	CONFERENCE	2- 0	0- 3	1- 0				
5- 3	2- 1	1- 1	HOME	1- 0	0- 1	1- 0				
1- 7	0- 4	0- 1	AWAY	1- 0	0- 2	0- 0				
0- 1	0- 0	0- 1	NEUTRAL	0- 0	0- 0	0- 0				

RPI	S	Opponent	Score	RPI	S	Opponent	Score	RPI	S	Opponent	Score	RPI	S	Opponent	Score	Team's RPI: 116
3	A	South Carolina	46 65	35	H	Oregon	83 67	83	A	Florida	84 75	105	A	UNLV	57 64	
5	A	Mississippi St.	62 73	36	H	LSU	51 62	86	H	Georgia	69 62	111	A	Vanderbilt	67 85	
5	H	Mississippi St.	44 66	36	N	LSU	49 65					131	A	Alabama	80 90	
14	A	Kentucky	57 89	39	A	West Virginia	61 66					131	H	Alabama	57 65	
20	H	Tennessee	67 62	46	A	Auburn	60 83					145	H	VCU	77 57	
21	H	Texas A&M	62 49	46	H	Auburn	63 59					173	H	Arkansas	73 64	
24	A	Missouri	65 100									209	N	Wisconsin	69 44	
												222	H	High Point	73 62	
												251	H	Jacksonville St.	68 50	
												262	H	Austin Peay	66 38	
												299	H	Lipscomb	76 49	
												312	H	Mississippi Val.	67 30	
												329	H	Southeastern La.	81 31	
												331	H	La.-Monroe	97 40	
												334	H	Jackson St.	89 41	
LAST 12 Division I GAMES:																
36	N	LSU	49 65	36	H	LSU	51 62									
21	H	Texas A&M	62 49	83	A	Florida	84 75									
24	A	Missouri	65 100	86	H	Georgia	69 62									
111	A	Vanderbilt	67 85	14	A	Kentucky	57 89									
46	H	Auburn	63 59	131	H	Alabama	57 65									
5	H	Mississippi St.	44 66	3	A	South Carolina	46 65									

Non-Div I Games:

Ole Miss

■ Loss,
■ Non-Conf,
■ S Site,
■ H Home
■ A Away
N Neutral

Average RPI Win:	227	WON-LOST	WINNING	LAST 10	STRENGTH OF	OPP. STRENGTH	TEAM	ADJ.	CONF.	ADJ CONF.
Average RPI Loss:	94	RECORD	PCT. RANK	GAMES	SCHEDULE	OF SCHEDULE	RPI	RPI	RPI	RPI
DIV. I ONLY	14- 15	181	6- 4	113	147	149	149	11	11	
DIV. I NON-CONF.	5- 6	186	1- 1	148	158	145	145	10	10	
TOTALS	RPI 1-25	RPI 26-50	W-L RECORDS	RPI 51-100	RPI 101-150	RPI 150+				
14- 15	0- 2	1- 1	OVERALL	2- 8	0- 1	11- 3				
7- 4	0- 1	1- 0	HOME	1- 2	0- 0	5- 1				
5- 10	0- 1	0- 1	AWAY	0- 5	0- 1	5- 2				
2- 1	0- 0	0- 0	NEUTRAL	1- 1	0- 0	1- 0				
5- 6	0- 2	0- 0	NON-CONFERENCE	0- 2	0- 1	5- 1				
2- 1	0- 1	0- 0	HOME	0- 0	0- 0	2- 0				
2- 5	0- 1	0- 0	AWAY	0- 2	0- 1	2- 1				
1- 0	0- 0	0- 0	NEUTRAL	0- 0	0- 0	1- 0				
9- 9	0- 0	1- 1	CONFERENCE	2- 6	0- 0	6- 2				
5- 3	0- 0	1- 0	HOME	1- 2	0- 0	3- 1				
3- 5	0- 0	0- 1	AWAY	0- 3	0- 0	3- 1				
1- 1	0- 0	0- 0	NEUTRAL	1- 1	0- 0	0- 0				

RPI 1-25				RPI 26-50				RPI 51-100				RPI 101+ Team's RPI: 149			
RPI	S	Opponent	Score	RPI	S	Opponent	Score	RPI	S	Opponent	Score	RPI	S	Opponent	Score
22	H	Kansas St.	57 70	37	A	South Dakota St.	64 76	53	A	Colorado St.	42 69	106	A	Abilene Christian	66 73
23	A	Creighton	45 82	37	H	South Dakota St.	83 82	59	A	Western Ill.	63 80	161	A	Oral Roberts	64 49
								59	H	Western Ill.	74 78	161	H	Oral Roberts	65 67
								59	N	Western Ill.	82 84	182	N	North Texas	85 57
								62	A	IUPUI	47 79	196	A	Nebraska	58 66
								62	H	IUPUI	64 44	238	H	Wofford	89 64
								78	A	South Dakota	56 91	250	H	Indiana St.	72 45
								78	H	South Dakota	52 60	297	A	UMKC	80 57
								78	N	South Dakota	64 58	304	A	North Dakota St.	80 60
								94	A	UCF	41 81	304	H	North Dakota St.	90 64
												311	A	Denver	82 73
												311	H	Denver	100 78
												316	A	Fort Wayne	62 65
												316	H	Fort Wayne	63 49
												325	A	Florida A&M	70 50
LAST 12 Division I GAMES:															
		59	N	Western Ill.	82	84			78	A	South Dakota	56	91		
		78	N	South Dakota	64	58			316	H	Fort Wayne	63	49		
		182	N	North Texas	85	57			161	A	Oral Roberts	64	49		
		106	A	Abilene Christian	66	73			59	A	Western Ill.	63	80		
		311	H	Denver	100	78			62	A	IUPUI	47	79		
		304	H	North Dakota St.	90	64			37	H	South Dakota St.	83	82		

Non-Div I Games: Lincoln (MO) 98 49 York (NE) 106 37

Omaha

Loss, Non-Conf, S Site, H Home A Away N Neutral

Oral Roberts

Through Games Of March 9, 2017

Average RPI Win:	216	WON-LOST	WINNING	LAST 10	STRENGTH OF	OPP. STRENGTH	TEAM	ADJ.	CONF.	ADJ CONF.
Average RPI Loss:	87	RECORD	PCT. RANK	GAMES	SCHEDULE	OF SCHEDULE	RPI	RPI	RPI	RPI
DIV. I ONLY	13- 15	200	4- 6	155	88	161	161	11	11	
DIV. I NON-CONF.	6- 5	148	0- 0	182	12	90	90	10	10	
TOTALS	RPI 1-25	RPI 26-50	W-L RECORDS	RPI 51-100	RPI 101-150	RPI 150+				
13- 15	1- 0	0- 5	OVERALL	1- 7	2- 1	9- 2				
6- 5	0- 0	0- 1	HOME	1- 2	1- 1	4- 1				
7- 9	1- 0	0- 3	AWAY	0- 5	1- 0	5- 1				
0- 1	0- 0	0- 1	NEUTRAL	0- 0	0- 0	0- 0				
6- 5	1- 0	0- 2	NON-CONFERENCE	0- 2	1- 0	4- 1				
3- 0	0- 0	0- 0	HOME	0- 0	1- 0	2- 0				
3- 5	1- 0	0- 2	AWAY	0- 2	0- 0	2- 1				
0- 0	0- 0	0- 0	NEUTRAL	0- 0	0- 0	0- 0				
7- 10	0- 0	0- 3	CONFERENCE	1- 5	1- 1	5- 1				
3- 5	0- 0	0- 1	HOME	1- 2	0- 1	2- 1				
4- 4	0- 0	0- 1	AWAY	0- 3	1- 0	3- 0				
0- 1	0- 0	0- 1	NEUTRAL	0- 0	0- 0	0- 0				

RPI 1-25				RPI 26-50				RPI 51-100				RPI 101+ Team's RPI: 161			
RPI	S	Opponent	Score	RPI	S	Opponent	Score	RPI	S	Opponent	Score	RPI	S	Opponent	Score
19	A	Oklahoma	74 67	34	A	Arizona St.	52 79	59	A	Western Ill.	72 76	143	H	Tulsa	76 68
				37	A	South Dakota St.	35 82	59	H	Western Ill.	62 76	149	A	Omaha	67 65
				37	H	South Dakota St.	57 78	62	A	IUPUI	41 53	149	H	Omaha	49 64
				37	N	South Dakota St.	50 65	62	H	IUPUI	54 45	152	H	Missouri St.	78 56
				45	A	Little Rock	50 56	63	A	Iowa	76 96	173	A	Arkansas	70 60
								67	A	Northwestern	55 64	188	A	Kansas	56 64
								78	A	South Dakota	50 79	221	H	UT Martin	82 53
								78	H	South Dakota	47 69	304	A	North Dakota St.	70 50
												304	H	North Dakota St.	71 64
												311	A	Denver	70 57
												311	H	Denver	45 47
												316	A	Fort Wayne	75 59
												316	H	Fort Wayne	82 56
												337	A	Houston Baptist	75 65
LAST 12 Division I GAMES:															
				37	N	South Dakota St.	50 65	62	H	IUPUI	54 45				
				304	H	North Dakota St.	71 64	59	H	Western Ill.	62 76				
				311	A	Denver	70 57	304	A	North Dakota St.	70 50				
				78	A	South Dakota	50 79	311	H	Denver	45 47				
				149	H	Omaha	49 64	316	A	Fort Wayne	75 59				
				37	A	South Dakota St.	35 82	62	A	IUPUI	41 53				

Non-Div I Games: Mid-Amer. Christian98 63 Okla. Sci. & Arts 67 35

Oral Roberts

Loss, Non-Conf, S Site, H Home A Away N Neutral

Oregon

Through Games Of March 9, 2017

Average RPI Win:	129	WON-LOST	WINNING	LAST 10	STRENGTH OF	OPP. STRENGTH	TEAM	ADJ.	CONF.	ADJ CONF.
Average RPI Loss:	36	RECORD	PCT. RANK	GAMES	SCHEDULE	OF SCHEDULE	RPI	RPI	RPI	RPI
DIV. I ONLY	20- 13	113	5- 5	16	16	35	35	1	1	
DIV. I NON-CONF.	10- 2	32	0- 0	126	136	40	40	1	1	
TOTALS	RPI 1-25	RPI 26-50	W-L RECORDS	RPI 51-100	RPI 101-150	RPI 150+				
20- 13	2- 8	1- 1	OVERALL	5- 1	6- 3	6- 0				
10- 5	1- 3	1- 0	HOME	2- 1	3- 1	3- 0				
6- 6	0- 3	0- 1	AWAY	3- 0	2- 2	1- 0				
4- 2	1- 2	0- 0	NEUTRAL	0- 0	1- 0	2- 0				
10- 2	0- 1	1- 0	NON-CONFERENCE	0- 0	3- 1	6- 0				
6- 0	0- 0	1- 0	HOME	0- 0	2- 0	3- 0				
2- 1	0- 0	0- 0	AWAY	0- 0	1- 1	1- 0				
2- 1	0- 1	0- 0	NEUTRAL	0- 0	0- 0	2- 0				
10- 11	2- 7	0- 1	CONFERENCE	5- 1	3- 2	0- 0				
4- 5	1- 3	0- 0	HOME	2- 1	1- 1	0- 0				
4- 5	0- 3	0- 1	AWAY	3- 0	1- 1	0- 0				
2- 1	1- 1	0- 0	NEUTRAL	0- 0	1- 0	0- 0				

RPI 1-25				RPI 26-50				Team's RPI: 35	RPI 51-100				RPI 101+			
RPI	S	Opponent	Score	RPI	S	Opponent	Score		RPI	S	Opponent	Score	RPI	S	Opponent	Score
4	A	Oregon St.	60 67	34	A	Arizona St.	63 68		54	A	California	69 66	102	H	Washington St.	59 75
4	H	Oregon St.	40 43	41	H	Michigan St.	88 55		54	H	California	49 55	108	A	Colorado	66 76
5	N	Mississippi St.	63 75						79	A	Utah	73 61	108	H	Colorado	71 66
6	A	Stanford	60 81						79	H	Utah	84 66	113	A	Clemson	87 59
6	H	Stanford	59 65						89	A	Southern California	59 53	116	A	Ole Miss	67 83
6	N	Stanford	56 71						89	H	Southern California	73 50	128	H	Lamar University	84 67
9	H	Washington	77 99										132	A	Arizona	79 65
9	N	Washington	70 69										132	N	Arizona	70 63
10	A	UCLA	63 79										150	H	Idaho	73 70
10	H	UCLA	84 75										184	H	UTSA	77 63
LAST 12 Division I GAMES:																
		6 N Stanford	56 71			79 A Utah	73 61									
		9 N Washington	70 69			89 H Southern California	73 50									
		132 N Arizona	70 63			10 H UCLA	84 75									
		6 H Stanford	59 65			34 A Arizona St.	63 68									
		54 H California	49 55			132 A Arizona	79 65									
		108 A Colorado	66 76			4 A Oregon St.	60 67									

Non-Div I Games:

Oregon

■ Loss,
 ■ Non-Conf,
 ■ S Site,
 ■ Home
 ■ A Away
 N Neutral

Oregon State				Through Games Of March 9, 1917						
Average RPI Win:	92	WON-LOST	WINNING	LAST 10	STRENGTH OF	OPP. STRENGTH	TEAM	ADJ.	CONF.	ADJ CONF.
Average RPI Loss:	33	RECORD	PCT. RANK	GAMES	SCHEDULE	OF SCHEDULE	RPI	RPI	RPI	RPI
DIV. I ONLY	29- 4	5	8- 2	6	25	4	4	1	1	
DIV. I NON-CONF.	11- 1	12	0- 0	43	192	15	15	1	1	
<hr/>										
TOTALS	RPI 1-25	RPI 26-50		W-L RECORDS		RPI 51-100	RPI 101-150	RPI 150+		
29- 4	5- 2	4- 1		OVERALL		9- 1	7- 0	4- 0		
14- 2	3- 0	1- 1		HOME		3- 1	3- 0	4- 0		
8- 1	1- 1	2- 0		AWAY		3- 0	2- 0	0- 0		
7- 1	1- 1	1- 0		NEUTRAL		3- 0	2- 0	0- 0		
11- 1	0- 0	1- 1		NON-CONFERENCE		3- 0	3- 0	4- 0		
6- 1	0- 0	0- 1		HOME		1- 0	1- 0	4- 0		
0- 0	0- 0	0- 0		AWAY		0- 0	0- 0	0- 0		
5- 0	0- 0	1- 0		NEUTRAL		2- 0	2- 0	0- 0		
18- 3	5- 2	3- 0		CONFERENCE		6- 1	4- 0	0- 0		
8- 1	3- 0	1- 0		HOME		2- 1	2- 0	0- 0		
8- 1	1- 1	2- 0		AWAY		3- 0	2- 0	0- 0		
2- 1	1- 1	0- 0		NEUTRAL		1- 0	0- 0	0- 0		

RPI	S	Opponent	Score	RPI	S	Opponent	Score	RPI	S	Opponent	Score	RPI	S	Opponent	Score
6	A	Stanford	72 69	27	H	Marquette	73 74	54	A	California	66 56	102	H	Washington St.	80 58
6	H	Stanford	50 47	33	N	Quinnipiac	75 60	54	H	California	71 56	105	N	UNLV	62 59
6	N	Stanford	43 48	34	A	Arizona St.	54 45	54	N	California	65 49	108	A	Colorado	54 49
9	H	Washington	73 70	35	A	Oregon	43 40	73	H	UC Davis	93 52	108	H	Colorado	81 57
10	A	UCLA	56 66	35	H	Oregon	67 60	79	A	Utah	63 49	128	H	Lamar University	88 56
10	H	UCLA	68 61					79	H	Utah	70 44	132	A	Arizona	65 57
10	N	UCLA	63 53					82	N	Oklahoma St.	73 54	150	N	Idaho	60 49
								88	N	BYU	65 56	157	H	Idaho St.	61 38
								89	A	Southern California	74 60	275	H	Portland	62 45
								89	H	Southern California	50 70	286	H	Ark.-Pine Bluff	73 40
												289	H	Southern Utah	77 38
LAST 12 Division I GAMES:															
6	N	Stanford	43 48	108	A	Colorado	54 49								
10	N	UCLA	63 53	10	H	UCLA	68 61								
54	N	California	65 49	89	H	Southern California	50 70								
54	H	California	71 56	132	A	Arizona	65 57								
6	H	Stanford	50 47	34	A	Arizona St.	54 45								
79	A	Utah	63 49	35	H	Oregon	67 60								

Non-Div I Games:

Oregon St.

Pacific

Through Games Of March 9, 2017

Average RPI Win: 224	WON-LOST	WINNING	LAST 10	STRENGTH OF	OPP. STRENGTH	TEAM	ADJ.	CONF.	ADJ CONF.
Average RPI Loss: 132	RECORD	PCT. RANK	GAMES	SCHEDULE	OF SCHEDULE	RPI	RPI	RPI	RPI
DIV. I ONLY	8- 21	288	2- 8	89	175	243	243	15	15
DIV. I NON-CONF.	2- 7	284	0- 0	10	185	179	179	13	13
TOTALS	RPI 1-25	RPI 26-50	W-L RECORDS	RPI 51-100	RPI 101-150	RPI 150+			
8- 21	0- 1	0- 1	OVERALL	1- 6	1- 6	6- 7			
4- 11	0- 0	0- 1	HOME	0- 4	1- 3	3- 3			
3- 9	0- 1	0- 0	AWAY	1- 1	0- 3	2- 4			
1- 1	0- 0	0- 0	NEUTRAL	0- 1	0- 0	1- 0			
2- 7	0- 1	0- 1	NON-CONFERENCE	0- 2	0- 3	2- 0			
1- 5	0- 0	0- 1	HOME	0- 2	0- 2	1- 0			
1- 2	0- 1	0- 0	AWAY	0- 0	0- 1	1- 0			
0- 0	0- 0	0- 0	NEUTRAL	0- 0	0- 0	0- 0			
6- 14	0- 0	0- 0	CONFERENCE	1- 4	1- 3	4- 7			
3- 6	0- 0	0- 0	HOME	0- 2	1- 1	2- 3			
2- 7	0- 0	0- 0	AWAY	1- 1	0- 2	1- 4			
1- 1	0- 0	0- 0	NEUTRAL	0- 1	0- 0	1- 0			

RPI 1-25				RPI 26-50				RPI 51-100				RPI 101+				Team's RPI: 243	
RPI	S	Opponent	Score	RPI	S	Opponent	Score	RPI	S	Opponent	Score	RPI	S	Opponent	Score		
10	A	UCLA	55 82	27	H	Marquette	75 89	64	A	Gonzaga	65 63	109	A	St. Mary's (CA)	74 82		
								64	H	Gonzaga	58 74	109	H	St. Mary's (CA)	54 63		
								64	N	Gonzaga	59 91	122	A	Long Beach St.	58 66		
								73	H	UC Davis	87 95	129	H	Northern Colo.	56 60		
								74	H	Montana St.	66 72	139	A	San Francisco	64 67		
								88	A	BYU	50 68	139	H	San Francisco	63 60		
								88	H	BYU	55 68	146	H	Fresno St.	67 74		
												163	A	Santa Clara	51 68		
												163	H	Santa Clara	51 61		
												200	A	San Jose St.	99 96		
												201	A	Loyola Marymount	64 75		
												201	H	Loyola Marymount	52 65		
												224	A	San Diego	71 73		
												224	H	San Diego	84 64		
												263	H	CSU Bakersfield	91 61		
												275	A	Portland	84 74		
												275	H	Portland	71 78		
												313	A	Pepperdine	58 59		
												313	H	Pepperdine	80 79		
												313	N	Pepperdine	73 55		
LAST 12 Division I GAMES:																	

Non-Div I Games: UC Merced 111 50 William Jessup 103 65

Pacific

■ Loss,
 ■ Non-Conf,
 ■ S Site,
 ■ H Home
 ■ A Away
 N Neutral

Average RPI Win:	176	WON-LOST	WINNING	LAST 10	STRENGTH OF	OPP. STRENGTH	TEAM	ADJ.	CONF.	ADJ CONF.
Average RPI Loss:	103	RECORD	PCT. RANK	GAMES	SCHEDULE	OF SCHEDULE	RPI	RPI	RPI	RPI
DIV. I ONLY	19- 7	57	9- 1	100	108	56	56	8	8	
DIV. I NON-CONF.	6- 6	165	0- 0	225	110	181	181	9	9	
TOTALS	RPI 1-25	RPI 26-50	W-L RECORDS	RPI 51-100	RPI 101-150	RPI 150+				
19- 7	0- 2	2- 0	OVERALL	0- 1	5- 2	12- 2				
7- 5	0- 1	1- 0	HOME	0- 1	3- 1	3- 2				
12- 2	0- 1	1- 0	AWAY	0- 0	2- 1	9- 0				
0- 0	0- 0	0- 0	NEUTRAL	0- 0	0- 0	0- 0				
6- 6	0- 2	0- 0	NON-CONFERENCE	0- 1	0- 1	6- 2				
0- 5	0- 1	0- 0	HOME	0- 1	0- 1	0- 2				
6- 1	0- 1	0- 0	AWAY	0- 0	0- 0	6- 0				
0- 0	0- 0	0- 0	NEUTRAL	0- 0	0- 0	0- 0				
13- 1	0- 0	2- 0	CONFERENCE	0- 0	5- 1	6- 0				
7- 0	0- 0	1- 0	HOME	0- 0	3- 0	3- 0				
6- 1	0- 0	1- 0	AWAY	0- 0	2- 1	3- 0				
0- 0	0- 0	0- 0	NEUTRAL	0- 0	0- 0	0- 0				

RPI 1-25				RPI 26-50				RPI 51-100				Team's RPI: 56	RPI 101+			
RPI	S	Opponent	Score	RPI	S	Opponent	Score	RPI	S	Opponent	Score		RPI	S	Opponent	Score
8	A	Duke	55 68	43	A	Harvard	64 46	66	H	Villanova	48 60		112	H	Saint Joseph's	53 57
18	H	Temple	53 63	43	H	Harvard	63 43						115	A	Princeton	62 57
													115	H	Princeton	52 40
													127	A	Cornell	61 55
													127	H	Cornell	47 34
													133	A	Yale	48 61
													133	H	Yale	66 55
													151	A	CSUN	47 36
													155	A	Brown	71 68
													155	H	Brown	86 60
													171	H	La Salle	56 58
													187	A	UC Riverside	71 55
													194	A	Columbia	64 54
													194	H	Columbia	68 59
													211	H	Binghamton	48 61
													217	A	Dartmouth	60 47
													217	H	Dartmouth	68 38
													231	A	Richmond	47 44
													298	A	Lafayette	64 47
													301	A	Rhode Island	75 43
													341	A	Wagner	63 39
LAST 12 Division I GAMES:																
115	H	Princeton	52 40	155	A	Brown	71 68									
43	A	Harvard	64 46	127	A	Cornell	61 55									
217	A	Dartmouth	60 47	194	A	Columbia	64 54									
194	H	Columbia	68 59	217	H	Dartmouth	68 38									
127	H	Cornell	47 34	43	H	Harvard	63 43									
133	A	Yale	48 61	18	H	Temple	53 63									

Non-Div I Games: Stevens 89 43

Penn

■ Loss,
 ■ Non-Conf,
 ■ S Site,
 ■ Home
 ■ A Away
 N Neutral

Average RPI Win:	169	WON-LOST	WINNING	LAST 10	STRENGTH OF	OPP. STRENGTH	TEAM	ADJ.	CONF.	ADJ CONF.
Average RPI Loss:	68	RECORD	PCT. RANK	GAMES	SCHEDULE	OF SCHEDULE	RPI	RPI	RPI	RPI
DIV. I ONLY	19- 10	95	6- 4	150	60	85	85	6	6	
DIV. I NON-CONF.	10- 2	32	0- 0	286	107	84	84	6	6	
TOTALS	RPI 1-25	RPI 26-50	W-L RECORDS	RPI 51-100	RPI 101-150	RPI 150+				
19- 10	1- 2	1- 3	OVERALL	4- 4	1- 0	12- 1				
14- 1	1- 0	1- 1	HOME	3- 0	1- 0	8- 0				
4- 7	0- 2	0- 2	AWAY	1- 2	0- 0	3- 1				
1- 2	0- 0	0- 0	NEUTRAL	0- 2	0- 0	1- 0				
10- 2	1- 0	0- 0	NON-CONFERENCE	0- 2	1- 0	8- 0				
7- 0	1- 0	0- 0	HOME	0- 0	1- 0	5- 0				
2- 1	0- 0	0- 0	AWAY	0- 1	0- 0	2- 0				
1- 1	0- 0	0- 0	NEUTRAL	0- 1	0- 0	1- 0				
9- 8	0- 2	1- 3	CONFERENCE	4- 2	0- 0	4- 1				
7- 1	0- 0	1- 1	HOME	3- 0	0- 0	3- 0				
2- 6	0- 2	0- 2	AWAY	1- 1	0- 0	1- 1				
0- 1	0- 0	0- 0	NEUTRAL	0- 1	0- 0	0- 0				

RPI 1-25			RPI 26-50			RPI 51-100			Team's RPI: 85	RPI 101+		
RPI	S	Opponent	Score	RPI	S	Opponent	Score	RPI	S	Opponent	Score	
16	A	Maryland	83 89	41	A	Michigan St.	64 73	58	A	Purdue	51 64	148 H Iona 80 67
20	H	Tennessee	70 56	47	H	Michigan	76 75	58	H	Purdue	79 73	162 H Pittsburgh 91 62
25	A	Ohio St.	72 87	49	A	Indiana	66 72	63	H	Iowa	71 58	175 A Boston College 60 56
				49	H	Indiana	70 89	67	A	Northwestern	74 58	191 H American 70 65
								69	N	Georgetown	54 68	196 H Nebraska 86 69
								72	H	Minnesota	77 66	208 A Illinois 80 62
								72	N	Minnesota	64 70	208 H Illinois 82 66
								77	A	Drexel	60 83	209 H Wisconsin 76 46
												228 A Rutgers 45 61
												234 H Akron 84 71
												249 H Marshall 82 80
												260 N Georgia St. 69 42
												317 A Holy Cross 84 48
												328 H Saint Peter's 106 50
LAST 12 Division I GAMES:												
				72	N	Minnesota	64 70	67	A	Northwestern	74 58	
				47	H	Michigan	76 75	25	A	Ohio St.	72 87	
				41	A	Michigan St.	64 73	208	H	Illinois	82 66	
				208	A	Illinois	80 62	49	A	Indiana	66 72	
				58	H	Purdue	79 73	196	H	Nebraska	86 69	
				72	H	Minnesota	77 66	209	H	Wisconsin	76 46	

Non-Div I Games:

Penn St.

■ Loss,
■ Non-Conf, S Site,
■ Home
■ Away
N Neutral

Pepperdine

Through Games Of March 9, 2017

Average RPI Win:	215	WON-LOST	WINNING	LAST 10	STRENGTH OF	OPP. STRENGTH	TEAM	ADJ.	CONF.	ADJ CONF.
Average RPI Loss:	180	RECORD	PCT. RANK	GAMES	SCHEDULE	OF SCHEDULE	RPI	RPI	RPI	RPI
DIV. I ONLY	7- 23	311	2- 8	244	210	313	313	15	15	
DIV. I NON-CONF.	2- 9	293	0- 0	239	337	321	321	13	13	
TOTALS	RPI 1-25	RPI 26-50	W-L RECORDS	RPI 51-100	RPI 101-150	RPI 150+				
7- 23	0- 1	0- 0	OVERALL	1- 3	1- 6	5- 13				
5- 9	0- 1	0- 0	HOME	1- 1	1- 3	3- 4				
2- 13	0- 0	0- 0	AWAY	0- 2	0- 3	2- 8				
0- 1	0- 0	0- 0	NEUTRAL	0- 0	0- 0	0- 1				
2- 9	0- 1	0- 0	NON-CONFERENCE	0- 0	0- 3	2- 5				
1- 4	0- 1	0- 0	HOME	0- 0	0- 2	1- 1				
1- 5	0- 0	0- 0	AWAY	0- 0	0- 1	1- 4				
0- 0	0- 0	0- 0	NEUTRAL	0- 0	0- 0	0- 0				
5- 14	0- 0	0- 0	CONFERENCE	1- 3	1- 3	3- 8				
4- 5	0- 0	0- 0	HOME	1- 1	1- 1	2- 3				
1- 8	0- 0	0- 0	AWAY	0- 2	0- 2	1- 4				
0- 1	0- 0	0- 0	NEUTRAL	0- 0	0- 0	0- 1				

RPI S	Opponent	Score	RPI S	Opponent	Score	RPI S	Opponent	Score	RPI S	Opponent	Score	Team's RPI: 313
8	H Duke	65 99				64	A Gonzaga	61 83	105	H UNLV	61 68	
						64	H Gonzaga	79 69	109	A St. Mary's (CA)	57 84	
						88	A BYU	49 88	109	H St. Mary's (CA)	60 81	
						88	H BYU	47 73	122	H Long Beach St.	41 44	
									139	A San Francisco	78 84	
									139	H San Francisco	81 59	
									141	A New Mexico St.	66 75	
									163	A Santa Clara	40 61	
									163	H Santa Clara	48 69	
									201	A Loyola Marymount	60 72	
									201	H Loyola Marymount	78 87	
									214	A UC Santa Barbara	57 66	
									224	A San Diego	55 42	
									224	H San Diego	57 40	
									243	A Pacific	79 80	
									243	H Pacific	59 58	
									243	N Pacific	55 73	
									263	H CSU Bakersfield	62 57	
									272	A Cal Poly	52 62	
									275	A Portland	55 75	
									275	H Portland	61 71	
									285	H Nevada	60 69	
									311	A Denver	67 75	
									332	A Utah Valley	65 72	
									346	A Cal St. Fullerton	69 58	
LAST 12 Division I GAMES:												
243	N Pacific	55 73	88	A BYU	49 88							
139	A San Francisco	78 84	243	A Pacific	79 80							
109	A St. Mary's (CA)	57 84	139	H San Francisco	81 59							
201	H Loyola Marymount	78 87	64	A Gonzaga	61 83							
163	H Santa Clara	48 69	275	A Portland	55 75							
224	H San Diego	57 40	109	H St. Mary's (CA)	60 81							

Non-Div I Games:

Pepperdine

Average RPI Win:	217	WON-LOST	WINNING	LAST 10	STRENGTH OF	OPP. STRENGTH	TEAM	ADJ.	CONF.	ADJ CONF.
Average RPI Loss:	54	RECORD	PCT. RANK	GAMES	SCHEDULE	OF SCHEDULE	RPI	RPI	RPI	RPI
DIV. I ONLY	12- 17	221	1- 9	60	58	162	162	3	3	
DIV. I NON-CONF.	8- 4	97	0- 0	248	293	184	184	4	4	
TOTALS	RPI 1-25	RPI 26-50	W-L RECORDS	RPI 51-100	RPI 101-150	RPI 150+				
12- 17	0- 6	0- 3	OVERALL	1- 4	3- 4	8- 0				
10- 6	0- 2	0- 1	HOME	1- 1	3- 2	6- 0				
0- 10	0- 4	0- 2	AWAY	0- 3	0- 1	0- 0				
2- 1	0- 0	0- 0	NEUTRAL	0- 0	0- 1	2- 0				
8- 4	0- 0	0- 0	NON-CONFERENCE	0- 2	1- 2	7- 0				
6- 2	0- 0	0- 0	HOME	0- 1	1- 1	5- 0				
0- 2	0- 0	0- 0	AWAY	0- 1	0- 1	0- 0				
2- 0	0- 0	0- 0	NEUTRAL	0- 0	0- 0	2- 0				
4- 13	0- 6	0- 3	CONFERENCE	1- 2	2- 2	1- 0				
4- 4	0- 2	0- 1	HOME	1- 0	2- 1	1- 0				
0- 8	0- 4	0- 2	AWAY	0- 2	0- 0	0- 0				
0- 1	0- 0	0- 0	NEUTRAL	0- 0	0- 1	0- 0				

RPI S Opponent	Score	RPI S Opponent	Score	RPI S Opponent	Score	RPI S Opponent	Score	Team's RPI: 162
2 A Notre Dame	54 86	31 A Syracuse	65 93	51 H Virginia	62 54	104 H Virginia Tech	72 64	
8 A Duke	48 62	31 H Syracuse	57 73	58 H Purdue	61 67	113 H Clemson	46 54	
11 A Louisville	52 73	38 A North Carolina St.	42 55	61 A Georgia Tech	57 71	117 H Charlotte	63 70	
11 H Louisville	48 63			85 A Penn St.	62 91	119 H North Carolina	68 48	
12 A Florida St.	48 79			87 A Wake Forest	48 57	119 N North Carolina	60 72	
15 H Miami (FL)	50 82					123 A Duquesne	54 63	
						127 H Cornell	56 44	
						175 H Boston College	56 43	
						244 H Bryant	76 60	
						267 H Loyola Maryland	74 44	
						281 N McNeese	71 65	
						288 H Mt. St. Mary's	89 54	
						302 N UTEP	71 46	
						319 H Youngstown St.	63 50	
						326 H Loyola Chicago	59 35	
LAST 12 Division I GAMES:								
119 N North Carolina	60 72	113 H Clemson	46 54					
31 H Syracuse	57 73	87 A Wake Forest	48 57					
12 A Florida St.	48 79	31 A Syracuse	65 93					
61 A Georgia Tech	57 71	11 H Louisville	48 63					
104 H Virginia Tech	72 64	38 A North Carolina St.	42 55					
8 A Duke	48 62	51 H Virginia	62 54					

Non-Div I Games: Slippery Rock 94 48

Pittsburgh

■ Loss,
 ■ Non-Conf, S Site,
 ■ Home
 ■ Away
 N Neutral

Average RPI Win:	255	WON-LOST	WINNING	LAST 10	STRENGTH OF	OPP. STRENGTH	TEAM	ADJ.	CONF.	ADJ CONF.
Average RPI Loss:	129	RECORD	PCT. RANK	GAMES	SCHEDULE	OF SCHEDULE	RPI	RPI	RPI	RPI
DIV. I ONLY	5- 24	324	2- 7	95	136	275	275	15	15	
DIV. I NON-CONF.	1- 9	323	0- 0	20	50	224	224	13	13	
TOTALS	RPI 1-25	RPI 26-50	W-L RECORDS	RPI 51-100	RPI 101-150	RPI 150+				
5- 24	0- 2	0- 2	OVERALL	0- 7	0- 4	5- 9				
3- 9	0- 1	0- 0	HOME	0- 3	0- 2	3- 3				
2- 13	0- 1	0- 2	AWAY	0- 3	0- 2	2- 5				
0- 2	0- 0	0- 0	NEUTRAL	0- 1	0- 0	0- 1				
1- 9	0- 2	0- 2	NON-CONFERENCE	0- 3	0- 0	1- 2				
1- 2	0- 1	0- 0	HOME	0- 1	0- 0	1- 0				
0- 6	0- 1	0- 2	AWAY	0- 1	0- 0	0- 2				
0- 1	0- 0	0- 0	NEUTRAL	0- 1	0- 0	0- 0				
4- 15	0- 0	0- 0	CONFERENCE	0- 4	0- 4	4- 7				
2- 7	0- 0	0- 0	HOME	0- 2	0- 2	2- 3				
2- 7	0- 0	0- 0	AWAY	0- 2	0- 2	2- 3				
0- 1	0- 0	0- 0	NEUTRAL	0- 0	0- 0	0- 1				

RPI 1-25				RPI 26-50				RPI 51-100				RPI 101+ Team's RPI: 275			
RPI	S	Opponent	Score	RPI	S	Opponent	Score	RPI	S	Opponent	Score	RPI	S	Opponent	Score
4	A	Oregon St.	45 62	35	A	Oregon	41 81	64	A	Gonzaga	55 67	109	A	St. Mary's (CA)	76 92
9	H	Washington	53 83	48	A	Boise St.	60 74	64	H	Gonzaga	50 85	109	H	St. Mary's (CA)	65 75
								73	A	UC Davis	52 66	139	A	San Francisco	71 83
								74	H	Montana St.	66 70	139	H	San Francisco	56 75
								88	A	BYU	60 73	163	A	Santa Clara	56 68
								88	H	BYU	38 77	163	H	Santa Clara	44 56
								89	N	Southern California	54 67	201	A	Loyola Marymount	54 69
												201	H	Loyola Marymount	71 56
												207	H	Portland St.	79 68
												224	A	San Diego	40 57
												224	H	San Diego	54 72
												224	N	San Diego	47 74
												235	A	Weber St.	37 76
												243	A	Pacific	78 71
												243	H	Pacific	74 84
												285	A	Nevada	59 72
												313	A	Pepperdine	71 61
												313	H	Pepperdine	75 55
LAST 12 Division I GAMES:															
224	N	San Diego	47 74	109	H	St. Mary's (CA)	65 75								
224	H	San Diego	54 72	88	H	BYU	38 77								
88	A	BYU	60 73	163	A	Santa Clara	56 68								
139	A	San Francisco	71 83	224	A	San Diego	40 57								
243	A	Pacific	78 71	313	H	Pepperdine	75 55								
201	H	Loyola Marymount	71 56	64	H	Gonzaga	50 85								

Non-Div I Games: Alas. Anchorage 66 57

Portland

Loss, Non-Conf, S Site, H Home A Away N Neutral

Average RPI Win:	259	WON-LOST	WINNING	LAST 10	STRENGTH OF	OPP. STRENGTH	TEAM	ADJ.	CONF.	ADJ CONF.
Average RPI Loss:	148	RECORD	PCT. RANK	GAMES	SCHEDULE	OF SCHEDULE	RPI	RPI	RPI	RPI
DIV. I ONLY	15- 16	175	6- 4	286	205	207	207	20	20	
DIV. I NON-CONF.	5- 6	186	0- 0	312	119	226	226	18	18	
TOTALS	RPI 1-25	RPI 26-50	W-L RECORDS	RPI 51-100	RPI 101-150	RPI 150+				
15- 16	0- 1	0- 2	OVERALL	1- 1	2- 6	12- 6				
7- 4	0- 0	0- 0	HOME	1- 0	1- 3	5- 1				
4- 10	0- 0	0- 0	AWAY	0- 0	0- 0	4- 1				
4- 2	0- 1	0- 1	NEUTRAL	0- 0	1- 0	3- 0				
5- 6	0- 1	0- 2	NON-CONFERENCE	0- 0	0- 1	5- 2				
2- 0	0- 0	0- 0	HOME	0- 0	0- 0	2- 0				
1- 4	0- 0	0- 1	AWAY	0- 0	0- 1	1- 2				
2- 2	0- 1	0- 1	NEUTRAL	0- 0	0- 0	2- 0				
10- 10	0- 0	0- 0	CONFERENCE	1- 1	2- 5	7- 4				
5- 4	0- 0	0- 0	HOME	1- 0	1- 3	3- 1				
3- 6	0- 0	0- 0	AWAY	0- 1	0- 2	3- 3				
2- 0	0- 0	0- 0	NEUTRAL	0- 0	1- 0	1- 0				

RPI 1-25				RPI 26-50				RPI 51-100				RPI 101+				Team's RPI: 207	
RPI	S	Opponent	Score	RPI	S	Opponent	Score	RPI	S	Opponent	Score	RPI	S	Opponent	Score		
19	N	Oklahoma	60 74	35	N	Oregon	46 90	74	A	Montana St.	76 83	129	A	Northern Colo.	62 91		
				48	A	Boise St.	76 94	74	H	Montana St.	69 65	129	H	Northern Colo.	50 57		
												130	A	North Dakota	61 65		
												130	H	North Dakota	81 67		
												130	N	North Dakota	65 62		
												132	A	Arizona	52 75		
												134	H	Eastern Wash.	62 68		
												150	H	Idaho	66 72		
												151	A	CSUN	72 99		
												157	A	Idaho St.	47 53		
												218	A	Seattle U	79 71		
												235	A	Weber St.	75 85		
												271	N	Kennesaw St.	71 61		
												275	A	Portland	68 79		
												287	A	Sacramento St.	88 86		
												287	H	Sacramento St.	68 77		
												289	A	Southern Utah	64 82		
												289	H	Southern Utah	81 74		
												292	A	Northern Ariz.	74 73		
												292	H	Northern Ariz.	56 55		
												292	N	Northern Ariz.	88 76		
												295	N	Northern Ky.	77 54		
												323	A	Montana	64 44		
												323	H	Montana	68 45		
												327	H	UC Irvine	79 73		
												346	H	Cal St. Fullerton	81 73		
LAST 12 Division I GAMES:																	
				130	N	North Dakota	65 62					323	H	Montana	68 45		
				292	N	Northern Ariz.	88 76					74	H	Montana St.	69 65		
				130	H	North Dakota	81 67					235	A	Weber St.	75 85		
				129	H	Northern Colo.	50 57					157	A	Idaho St.	47 53		
				292	A	Northern Ariz.	74 73					134	H	Eastern Wash.	62 68		
				289	A	Southern Utah	64 82					150	H	Idaho	66 72		

Non-Div I Games: Pacific Union 93 61

Portland St.

Loss, Non-Conf, S Site, H Home A Away N Neutral

Average RPI Win:	276	WON-LOST	WINNING	LAST 10	STRENGTH OF	OPP. STRENGTH	TEAM	ADJ.	CONF.	ADJ CONF.
Average RPI Loss:	187	RECORD	PCT. RANK	GAMES	SCHEDULE	OF SCHEDULE	RPI	RPI	RPI	RPI
DIV. I ONLY	13- 18	219	5- 5	289	325	269	269	30	30	
DIV. I NON-CONF.	5- 7	205	0- 0	116	202	173	173	30	30	
TOTALS	RPI 1-25	RPI 26-50	W-L RECORDS	RPI 51-100	RPI 101-150	RPI 150+				
13- 18	0- 2	0- 0	OVERALL	0- 1	0- 2	13- 13				
11- 2	0- 0	0- 0	HOME	0- 0	0- 0	11- 2				
1- 16	0- 0	0- 0	AWAY	0- 0	0- 0	1- 2				
1- 0	0- 0	0- 0	NEUTRAL	0- 0	0- 0	1- 0				
5- 7	0- 2	0- 0	NON-CONFERENCE	0- 1	0- 2	5- 2				
4- 0	0- 0	0- 0	HOME	0- 0	0- 0	4- 0				
0- 7	0- 2	0- 0	AWAY	0- 1	0- 2	0- 2				
1- 0	0- 0	0- 0	NEUTRAL	0- 0	0- 0	1- 0				
8- 11	0- 0	0- 0	CONFERENCE	0- 0	0- 0	8- 11				
7- 2	0- 0	0- 0	HOME	0- 0	0- 0	7- 2				
1- 9	0- 0	0- 0	AWAY	0- 0	0- 0	1- 9				
0- 0	0- 0	0- 0	NEUTRAL	0- 0	0- 0	0- 0				

RPI	S	Opponent	Score	RPI	S	Opponent	Score	RPI	S	Opponent	Score	RPI	S	Opponent	Score	Team's RPI: 269
17	A	DePaul	62 94					99	A	SFA	64 88	101	A	SMU	54 61	
21	A	Texas A&M	62 90									103	A	Texas Tech	43 85	
												159	A	Rice	57 68	
												168	H	Texas St.	64 60	
												170	H	Bethune-Cookman	66 64	
												185	A	Texas Southern	51 73	
												185	A	Texas Southern	45 65	
												185	H	Texas Southern	62 70	
												205	A	Alabama St.	61 74	
												205	H	Alabama St.	61 75	
												206	A	Grambling	55 60	
												206	H	Grambling	51 49	
												223	A	Southern U.	72 86	
												223	H	Southern U.	70 63	
												236	A	UTRGV	74 82	
												249	N	Marshall	78 68	
												286	A	Ark.-Pine Bluff	47 64	
												286	H	Ark.-Pine Bluff	62 57	
												294	H	Nicholls St.	69 67	
												306	A	Alcorn	55 62	
												306	H	Alcorn	69 60	
												312	A	Mississippi Val.	55 64	
												312	H	Mississippi Val.	96 65	
												334	A	Jackson St.	60 74	
												334	H	Jackson St.	73 63	
												340	H	Sam Houston St.	75 65	
LAST 12 Division I GAMES:																
185	A	Texas Southern	45 65	312	H	Mississippi Val.	96 65									
306	H	Alcorn	69 60	206	A	Grambling	55 60									
223	H	Southern U.	70 63	334	A	Jackson St.	60 74									
205	A	Alabama St.	61 74	185	A	Texas Southern	51 73									
349	A	Alabama A&M	63 50	205	H	Alabama St.	61 75									
286	H	Ark.-Pine Bluff	62 57	349	H	Alabama A&M	71 47									

Non-Div I Games:

Prairie View

RPI	S	Opponent	Score
349	A	Alabama A&M	63 50
349	H	Alabama A&M	71 47

Prairie View

Presbyterian

Through Games Of March 9, 2017

Average RPI Win:	282	WON-LOST	WINNING	LAST 10	STRENGTH OF	OPP. STRENGTH	TEAM	ADJ.	CONF.	ADJ CONF.
Average RPI Loss:	164	RECORD	PCT. RANK	GAMES	SCHEDULE	OF SCHEDULE	RPI	RPI	RPI	RPI
DIV. I ONLY	12- 17	221	6- 4	206	315	226	226	28	28	
DIV. I NON-CONF.	2- 9	293	0- 0	75	260	219	219	28	28	
TOTALS	RPI 1-25	RPI 26-50	W-L RECORDS	RPI 51-100	RPI 101-150	RPI 150+				
12- 17	0- 0	0- 1	OVERALL	0- 3	1- 3	11- 10				
6- 6	0- 0	0- 0	HOME	0- 2	1- 0	5- 4				
6- 10	0- 0	0- 1	AWAY	0- 1	0- 3	6- 5				
0- 1	0- 0	0- 0	NEUTRAL	0- 0	0- 0	0- 1				
2- 9	0- 0	0- 1	NON-CONFERENCE	0- 3	0- 2	2- 3				
0- 3	0- 0	0- 0	HOME	0- 2	0- 0	0- 1				
2- 5	0- 0	0- 1	AWAY	0- 1	0- 2	2- 1				
0- 1	0- 0	0- 0	NEUTRAL	0- 0	0- 0	0- 1				
10- 8	0- 0	0- 0	CONFERENCE	0- 0	1- 1	9- 7				
6- 3	0- 0	0- 0	HOME	0- 0	1- 0	5- 3				
4- 5	0- 0	0- 0	AWAY	0- 0	0- 1	4- 4				
0- 0	0- 0	0- 0	NEUTRAL	0- 0	0- 0	0- 0				

RPI S	Opponent	Score	RPI S	Opponent	Score	RPI S	Opponent	Score	RPI S	Opponent	Score	Team's RPI: 226
49	A Indiana	37 71	57	H Belmont	58 83	104	A Virginia Tech	36 67				
			64	A Gonzaga	39 79	117	A Charlotte	63 71				
			65	H Chattanooga	48 56	124	A Radford	50 60				
						124	H Radford	58 54				
						172	A East Carolina	46 54				
						185	N Texas Southern	62 74				
						186	A Campbell	42 50				
						186	H Campbell	39 49				
						199	A UNCG	69 62				
						222	A High Point	60 87				
						222	H High Point	64 72				
						225	A Liberty	60 68				
						225	H Liberty	56 55				
						239	A UNC Asheville	52 47				
						239	H UNC Asheville	60 67				
						254	A Charleston So.	34 52				
						254	H Charleston So.	50 48				
						314	A Gardner-Webb	56 55				
						314	H Gardner-Webb	58 47				
						315	H USC Upstate	48 55				
						335	A N.C. Central	72 63				
						342	A Longwood	63 62				
						342	H Longwood	65 55				
						345	A Winthrop	78 39				
						345	H Winthrop	64 50				
LAST 12 Division I GAMES:												
342	A Longwood	63 62	225	H Liberty	56 55							
345	H Winthrop	64 50	239	A UNC Asheville	52 47							
222	H High Point	64 72	254	A Charleston So.	34 52							
186	A Campbell	42 50	124	H Radford	58 54							
124	A Radford	50 60	222	A High Point	60 87							
314	H Gardner-Webb	58 47	239	H UNC Asheville	60 67							

Non-Div I Games:

Presbyterian

Loss, Non-Conf, S Site, H Home A Away N Neutral

Average RPI Win:	187	WON-LOST	WINNING	LAST 10	STRENGTH OF	OPP. STRENGTH	TEAM	ADJ.	CONF.	ADJ CONF.
Average RPI Loss:	95	RECORD	PCT. RANK	GAMES	SCHEDULE	OF SCHEDULE	RPI	RPI	RPI	RPI
DIV. I ONLY	15- 12	136	7- 3	103	92	115	115	8	8	
DIV. I NON-CONF.	6- 7	182	0- 0	234	47	194	194	9	9	
TOTALS	RPI 1-25	RPI 26-50	W-L RECORDS	RPI 51-100	RPI 101-150	RPI 150+				
15- 12	0- 1	2- 1	OVERALL	0- 4	3- 4	10- 2				
8- 5	0- 0	1- 1	HOME	0- 1	1- 2	6- 1				
7- 7	0- 1	1- 0	AWAY	0- 3	2- 2	4- 1				
0- 0	0- 0	0- 0	NEUTRAL	0- 0	0- 0	0- 0				
6- 7	0- 1	0- 1	NON-CONFERENCE	0- 2	0- 3	6- 0				
4- 2	0- 0	0- 1	HOME	0- 0	0- 1	4- 0				
2- 5	0- 1	0- 0	AWAY	0- 2	0- 2	2- 0				
0- 0	0- 0	0- 0	NEUTRAL	0- 0	0- 0	0- 0				
9- 5	0- 0	2- 0	CONFERENCE	0- 2	3- 1	4- 2				
4- 3	0- 0	1- 0	HOME	0- 1	1- 1	2- 1				
5- 2	0- 0	1- 0	AWAY	0- 1	2- 0	2- 1				
0- 0	0- 0	0- 0	NEUTRAL	0- 0	0- 0	0- 0				

RPI S	Opponent	Score	RPI S	Opponent	Score	RPI S	Opponent	Score	RPI S	Opponent	Score	Team's RPI: 115
22	A Kansas St.	42 60	32	H Dayton	56 62	52	A George Washington	45 56	107	H Rider	62 70	
			43	A Harvard	64 60	56	A Penn	40 52	120	A Fordham	55 57	
			43	H Harvard	63 58	56	H Penn	57 62	127	A Cornell	58 54	
						61	A Georgia Tech	51 67	127	H Cornell	44 55	
									133	A Yale	69 47	
									133	H Yale	74 62	
									137	A Delaware	62 66	
									155	A Brown	81 75	
									155	H Brown	88 98	
									194	A Columbia	62 52	
									194	H Columbia	78 54	
									197	H Seton Hall	94 67	
									210	A UMBC	69 58	
									217	A Dartmouth	56 58	
									217	H Dartmouth	85 55	
									228	H Rutgers	64 34	
									298	H Lafayette	65 27	
									299	A Lipscomb	71 43	
									341	H Wagner	107 44	
LAST 12 Division I GAMES:												
56	A Penn	40 52	133	A Yale	69 47							
217	A Dartmouth	56 58	194	A Columbia	62 52							
43	A Harvard	64 60	127	A Cornell	58 54							
127	H Cornell	44 55	43	H Harvard	63 58							
194	H Columbia	78 54	217	H Dartmouth	85 55							
155	A Brown	81 75	133	H Yale	74 62							

Non-Div I Games:

Princeton

■ Loss,
■ Non-Conf,
■ S Site,
■ H Home
■ A Away
N Neutral

Providence

Through Games Of March 9, 2017

Average RPI Win:	220	WON-LOST	WINNING	LAST 10	STRENGTH OF	OPP. STRENGTH	TEAM	ADJ.	CONF.	ADJ CONF.
Average RPI Loss:	102	RECORD	PCT. RANK	GAMES	SCHEDULE	OF SCHEDULE	RPI	RPI	RPI	RPI
DIV. I ONLY	12- 18	225	3- 7	167	86	195	195	7	7	
DIV. I NON-CONF.	8- 3	67	0- 0	313	277	122	122	7	7	
TOTALS	RPI 1-25	RPI 26-50	W-L RECORDS	RPI 51-100	RPI 101-150	RPI 150+				
12- 18	0- 4	1- 1	OVERALL	0- 6	0- 0	11- 7				
6- 6	0- 2	1- 0	HOME	0- 3	0- 0	5- 1				
4- 11	0- 2	0- 1	AWAY	0- 3	0- 0	4- 5				
2- 1	0- 0	0- 0	NEUTRAL	0- 0	0- 0	2- 1				
8- 3	0- 0	0- 0	NON-CONFERENCE	0- 0	0- 0	8- 3				
3- 0	0- 0	0- 0	HOME	0- 0	0- 0	3- 0				
3- 3	0- 0	0- 0	AWAY	0- 0	0- 0	3- 3				
2- 0	0- 0	0- 0	NEUTRAL	0- 0	0- 0	2- 0				
4- 15	0- 4	1- 1	CONFERENCE	0- 6	0- 0	3- 4				
3- 6	0- 2	1- 0	HOME	0- 3	0- 0	2- 1				
1- 8	0- 2	0- 1	AWAY	0- 3	0- 0	1- 2				
0- 1	0- 0	0- 0	NEUTRAL	0- 0	0- 0	0- 1				

RPI 1-25				RPI 26-50				RPI 51-100				RPI 101+ Team's RPI: 195			
RPI	S	Opponent	Score	RPI	S	Opponent	Score	RPI	S	Opponent	Score	RPI	S	Opponent	Score
17	A	DePaul	56 61	27	A	Marquette	74 79	66	A	Villanova	43 61	155	A	Brown	70 77
17	H	DePaul	55 64	27	H	Marquette	66 64	66	H	Villanova	59 64	175	A	Boston College	53 57
23	A	Creighton	57 88					68	A	St. John's (NY)	50 60	183	A	Hartford	77 65
23	H	Creighton	51 58					68	H	St. John's (NY)	47 71	194	A	Columbia	64 66
								69	A	Georgetown	70 72	197	A	Seton Hall	43 55
								69	H	Georgetown	39 71	197	H	Seton Hall	74 57
												197	N	Seton Hall	60 73
												204	A	Xavier	57 67
												204	H	Xavier	51 54
												211	H	Binghamton	71 58
												215	A	UNCW	65 49
												220	A	Monmouth	62 58
												244	N	Bryant	62 51
												246	N	Miami (OH)	75 59
												259	A	Butler	64 58
												259	H	Butler	68 51
												273	H	Colgate	92 85
												304	H	North Dakota St.	86 63
LAST 12 Division I GAMES:															
197	N	Seton Hall	60 73	66	A	Villanova	43 61								
204	A	Xavier	57 67	69	A	Georgetown	70 72								
259	A	Butler	64 58	17	H	DePaul	55 64								
197	H	Seton Hall	74 57	27	H	Marquette	66 64								
68	H	St. John's (NY)	47 71	68	A	St. John's (NY)	50 60								
23	A	Creighton	57 88	197	A	Seton Hall	43 55								

Non-Div I Games:

Providence

■ Loss,
■ Non-Conf,
■ S Site,
■ H Home
■ A Away
N Neutral

Average RPI Win:	153	WON-LOST	WINNING	LAST 10	STRENGTH OF	OPP. STRENGTH	TEAM	ADJ.	CONF.	ADJ CONF.
Average RPI Loss:	61	RECORD	PCT. RANK	GAMES	SCHEDULE	OF SCHEDULE	RPI	RPI	RPI	RPI
DIV. I ONLY	22- 12	96	7- 3	61	70	58	58	6	6	
DIV. I NON-CONF.	9- 5	112	0- 0	178	88	130	130	6	6	
TOTALS	RPI 1-25	RPI 26-50	W-L RECORDS	RPI 51-100	RPI 101-150	RPI 150+				
22- 12	1- 4	4- 2	OVERALL	4- 4	1- 1	12- 1				
10- 5	0- 2	2- 1	HOME	3- 1	0- 0	5- 1				
7- 4	0- 0	1- 1	AWAY	1- 2	1- 1	4- 0				
5- 3	1- 2	1- 0	NEUTRAL	0- 1	0- 0	3- 0				
9- 5	0- 1	1- 0	NON-CONFERENCE	0- 2	1- 1	7- 1				
5- 2	0- 0	1- 0	HOME	0- 1	0- 0	4- 1				
2- 1	0- 0	0- 0	AWAY	0- 0	1- 1	1- 0				
2- 2	0- 1	0- 0	NEUTRAL	0- 1	0- 0	2- 0				
13- 7	1- 3	3- 2	CONFERENCE	4- 2	0- 0	5- 0				
5- 3	0- 2	1- 1	HOME	3- 0	0- 0	1- 0				
5- 3	0- 0	1- 1	AWAY	1- 2	0- 0	3- 0				
3- 1	1- 1	1- 0	NEUTRAL	0- 0	0- 0	1- 0				

RPI	S	Opponent	Score	RPI	S	Opponent	Score	RPI	S	Opponent	Score	RPI	S	Opponent	Score
6	N	Stanford	69 78	41	A	Michigan St.	76 66	62	H	IUPUI	62 67	118	A	Ball St.	58 42
16	H	Maryland	70 85	41	H	Michigan St.	66 54	63	H	Iowa	72 52	125	A	Maine	47 67
16	N	Maryland	64 74	44	H	Central Mich.	62 51	66	N	Villanova	44 58	158	N	Northeastern	79 54
25	H	Ohio St.	56 61	47	H	Michigan	62 72	67	A	Northwestern	60 76	162	A	Pittsburgh	67 61
25	N	Ohio St.	71 60	49	A	Indiana	60 74	67	H	Northwestern	61 59	169	H	Southern Ill.	61 64
				49	N	Indiana	66 60	72	A	Minnesota	67 54	179	N	Wichita St.	86 49
								85	A	Penn St.	73 79	196	H	Nebraska	88 45
								85	H	Penn St.	64 51	208	A	Illinois	72 64
												208	N	Illinois	72 58
												209	A	Wisconsin	79 57
												228	A	Rutgers	55 42
												273	H	Colgate	71 51
												284	H	Eastern Mich.	77 50
												315	H	USC Upstate	71 41
												335	H	N.C. Central	61 27
LAST 12 Division I GAMES:															
		16 N Maryland	64 74			63 H Iowa	72 52								
		25 N Ohio St.	71 60			228 A Rutgers	55 42								
		49 N Indiana	66 60			85 A Penn St.	73 79								
		208 N Illinois	72 58			47 H Michigan	62 72								
		67 H Northwestern	61 59			208 A Illinois	72 64								
		72 A Minnesota	67 54			16 H Maryland	70 85								

Non-Div I Games:

Purdue

■ Loss,
 ■ Non-Conf,
 ■ S Site,
 ■ H Home
 ■ A Away
 N Neutral

Quinnipiac

Through Games Of March 9, 2017

Average RPI Win:	199	WON-LOST	WINNING	LAST 10	STRENGTH OF	OPP. STRENGTH	TEAM	ADJ.	CONF.	ADJ CONF.
Average RPI Loss:	99	RECORD	PCT. RANK	GAMES	SCHEDULE	OF SCHEDULE	RPI	RPI	RPI	RPI
DIV. I ONLY	27- 6	18	10- 0	104	190	33	33	19	19	
DIV. I NON-CONF.	7- 3	83	0- 0	8	91	13	13	17	17	
TOTALS	RPI 1-25	RPI 26-50	W-L RECORDS	RPI 51-100	RPI 101-150	RPI 150+				
27- 6	0- 2	1- 1	OVERALL	1- 0	7- 1	18- 2				
12- 1	0- 0	0- 1	HOME	1- 0	2- 0	9- 0				
10- 4	0- 0	1- 0	AWAY	0- 0	1- 0	8- 1				
5- 1	0- 1	0- 0	NEUTRAL	0- 0	4- 0	1- 0				
7- 3	0- 2	1- 1	NON-CONFERENCE	1- 0	2- 0	3- 0				
2- 1	0- 0	0- 1	HOME	1- 0	0- 0	1- 0				
3- 1	0- 1	1- 0	AWAY	0- 0	0- 0	2- 0				
2- 1	0- 1	0- 0	NEUTRAL	0- 0	2- 0	0- 0				
20- 3	0- 0	0- 0	CONFERENCE	0- 0	5- 1	15- 2				
10- 0	0- 0	0- 0	HOME	0- 0	2- 0	8- 0				
7- 3	0- 0	0- 0	AWAY	0- 0	1- 1	6- 2				
3- 0	0- 0	0- 0	NEUTRAL	0- 0	2- 0	1- 0				

RPI S	Opponent	Score	RPI S	Opponent	Score	Team's RPI: 33	RPI S	Opponent	Score	RPI S	Opponent	Score
4 N	Oregon St.	60 75	32 A	Dayton	63 60		90 H	FGCU	66 56	107 A	Rider	91 79
18 A	Temple	68 71	41 H	Michigan St.	54 71					107 H	Rider	79 53
										107 N	Rider	81 73
										122 N	Long Beach St.	63 60
										141 N	New Mexico St.	49 46
										148 A	Iona	44 58
										148 H	Iona	53 45
										148 N	Iona	64 59
										158 H	Northeastern	76 59
										164 A	Fairfield	52 65
										164 H	Fairfield	60 55
										176 A	Siena	76 60
										176 H	Siena	73 47
										183 A	Hartford	82 59
										220 A	Monmouth	58 61
										220 H	Monmouth	74 54
										233 A	Marist	70 36
										233 H	Marist	79 57
										253 A	Canisius	64 53
										253 H	Canisius	62 49
										253 N	Canisius	63 58
										265 A	Niagara	71 64
										265 H	Niagara	61 45
										279 A	Manhattan	69 49
										279 H	Manhattan	81 38
										317 A	Holy Cross	78 55
LAST 12 Division I GAMES:												
107 N	Rider	81 73	148 H	Iona	53 45							
148 N	Iona	64 59	176 A	Siena	76 60							
253 N	Canisius	63 58	233 H	Marist	79 57							
253 H	Canisius	62 49	220 H	Monmouth	74 54							
233 A	Marist	70 36	164 A	Fairfield	52 65							
279 A	Manhattan	69 49	148 A	Iona	44 58							

Non-Div I Games:

Quinnipiac

Loss, Non-Conf, S Site, H Home A Away N Neutral

Q
u
i
n
n
i
p
i
a
c

Quinnipiac
RPI S Opponent Score

Through Games Of March 9, 2017

RPI	S	Opponent	Score	
328	A	Saint Peter's	84	51
328	H	Saint Peter's	82	47

Q
u
i
n
n
i
p
i
a
c

Quinnipiac

Average RPI Win:	256	WON-LOST	WINNING	LAST 10	STRENGTH OF	OPP. STRENGTH	TEAM	ADJ.	CONF.	ADJ CONF.
Average RPI Loss:	177	RECORD	PCT. RANK	GAMES	SCHEDULE	OF SCHEDULE	RPI	RPI	RPI	RPI
DIV. I ONLY	20- 7	48	7- 3	321	275	124	124	28	28	
DIV. I NON-CONF.	6- 3	97	0- 0	296	41	96	96	28	28	
TOTALS	RPI 1-25	RPI 26-50	W-L RECORDS	RPI 51-100	RPI 101-150	RPI 150+				
20- 7	0- 1	0- 0	OVERALL	1- 0	0- 1	19- 5				
11- 0	0- 0	0- 0	HOME	0- 0	0- 0	11- 0				
9- 7	0- 0	0- 0	AWAY	1- 0	0- 1	8- 1				
0- 0	0- 0	0- 0	NEUTRAL	0- 0	0- 0	0- 0				
6- 3	0- 1	0- 0	NON-CONFERENCE	1- 0	0- 1	5- 1				
2- 0	0- 0	0- 0	HOME	0- 0	0- 0	2- 0				
4- 3	0- 1	0- 0	AWAY	1- 0	0- 1	3- 1				
0- 0	0- 0	0- 0	NEUTRAL	0- 0	0- 0	0- 0				
14- 4	0- 0	0- 0	CONFERENCE	0- 0	0- 0	14- 4				
9- 0	0- 0	0- 0	HOME	0- 0	0- 0	9- 0				
5- 4	0- 0	0- 0	AWAY	0- 0	0- 0	5- 4				
0- 0	0- 0	0- 0	NEUTRAL	0- 0	0- 0	0- 0				

RPI 1-25				RPI 26-50				RPI 51-100				RPI 101+ Team's RPI: 124			
RPI	S	Opponent	Score	RPI	S	Opponent	Score	RPI	S	Opponent	Score	RPI	S	Opponent	Score
14	A	Kentucky	36 59					87	A	Wake Forest	68 60	104	A	Virginia Tech	52 71
												186	A	Campbell	61 42
												186	H	Campbell	49 48
												193	A	George Mason	56 70
												199	A	UNCG	70 54
												213	A	Appalachian St.	57 54
												222	A	High Point	64 74
												222	H	High Point	59 56
												225	A	Liberty	48 49
												225	H	Liberty	76 68
												226	A	Presbyterian	54 58
												226	H	Presbyterian	60 50
												239	A	UNC Asheville	64 62
												239	H	UNC Asheville	76 73
												254	A	Charleston So.	45 57
												254	H	Charleston So.	67 59
												276	A	Davidson	44 40
												277	H	Western Caro.	67 39
												282	H	Tennessee Tech	79 46
												314	A	Gardner-Webb	51 42
												314	H	Gardner-Webb	67 57
												342	A	Longwood	74 34
												342	H	Longwood	73 55
												345	A	Winthrop	60 50
												345	H	Winthrop	74 49
LAST 12 Division I GAMES:															
222	A	High Point	64 74	254	H	Charleston So.	67 59								
186	H	Campbell	49 48	225	A	Liberty	48 49								
239	H	UNC Asheville	76 73	345	H	Winthrop	74 49								
314	A	Gardner-Webb	51 42	226	A	Presbyterian	54 58								
226	H	Presbyterian	60 50	239	A	UNC Asheville	64 62								
342	A	Longwood	74 34	225	H	Liberty	76 68								

Non-Div I Games: Concord 78 51 Davis & Elkins 67 57

Radford

Loss, Non-Conf, S Site, H Home A Away N Neutral

Rhode Island

Through Games Of March 9, 2017

Average RPI Win:	234	WON-LOST	WINNING	LAST 10	STRENGTH OF	OPP. STRENGTH	TEAM	ADJ.	CONF.	ADJ CONF.
Average RPI Loss:	151	RECORD	PCT. RANK	GAMES	SCHEDULE	OF SCHEDULE	RPI	RPI	RPI	RPI
DIV. I ONLY	6- 23	316	2- 8	191	137	301	301	12	12	
DIV. I NON-CONF.	4- 8	230	0- 0	185	164	234	234	12	12	
TOTALS	RPI 1-25	RPI 26-50	W-L RECORDS	RPI 51-100	RPI 101-150	RPI 150+				
6- 23	0- 0	0- 3	OVERALL	0- 4	1- 4	5- 12				
4- 9	0- 0	0- 1	HOME	0- 3	1- 2	3- 3				
2- 13	0- 0	0- 2	AWAY	0- 1	0- 2	2- 8				
0- 1	0- 0	0- 0	NEUTRAL	0- 0	0- 0	0- 1				
4- 8	0- 0	0- 2	NON-CONFERENCE	0- 2	0- 0	4- 4				
2- 3	0- 0	0- 1	HOME	0- 1	0- 0	2- 1				
2- 4	0- 0	0- 1	AWAY	0- 1	0- 0	2- 2				
0- 1	0- 0	0- 0	NEUTRAL	0- 0	0- 0	0- 1				
2- 15	0- 0	0- 1	CONFERENCE	0- 2	1- 4	1- 8				
2- 6	0- 0	0- 0	HOME	0- 2	1- 2	1- 2				
0- 9	0- 0	0- 1	AWAY	0- 0	0- 2	0- 6				
0- 0	0- 0	0- 0	NEUTRAL	0- 0	0- 0	0- 0				

RPI	S	Opponent	Score	RPI	S	Opponent	Score	RPI	S	Opponent	Score	RPI	S	Opponent	Score	Team's RPI: 301
31	A	Syracuse	49 95	52	H	George Washington	44 72	112	A	Saint Joseph's	51 77	112	H	Saint Joseph's	49 75	
32	A	Dayton	51 81	55	A	Toledo	50 65	120	H	Fordham	69 74	123	H	Duquesne	71 69	
41	H	Michigan St.	48 85	56	H	Penn	43 75	145	A	VCU	57 68	155	A	Brown	65 76	
				93	H	Saint Louis	50 68	164	A	Fairfield	72 65	171	A	La Salle	51 70	
								171	H	La Salle	49 58	188	A	Kansas	36 72	
								193	A	George Mason	51 60	217	H	Dartmouth	52 62	
								230	H	Samford	78 63	231	A	Richmond	51 67	
								231	H	Richmond	53 58	233	H	Marist	82 61	
								244	N	Bryant	56 62	248	A	St. Bonaventure	69 78	
								276	A	Davidson	64 74	309	A	Massachusetts	67 68	
								309	H	Massachusetts	53 50	343	A	UMass Lowell	64 57	
LAST 12 Division I GAMES:																
112	A	Saint Joseph's	51 77	231	A	Richmond	51 67	171	H	La Salle	49 58	32	A	Dayton	51 81	
309	H	Massachusetts	53 50	112	H	Saint Joseph's	49 75	93	H	Saint Louis	50 68	145	A	VCU	57 68	
123	H	Duquesne	71 69	52	H	George Washington	44 72									
193	A	George Mason	51 60													
276	A	Davidson	64 74													

Non-Div I Games:

Rhode Island

■ Loss,
 ■ Non-Conf,
 ■ S Site,
 ■ H Home
 ■ A Away
 N Neutral

Average RPI Win:	253	WON-LOST	WINNING	LAST 10	STRENGTH OF	OPP. STRENGTH	TEAM	ADJ.	CONF.	ADJ CONF.
Average RPI Loss:	113	RECORD	PCT. RANK	GAMES	SCHEDULE	OF SCHEDULE	RPI	RPI	RPI	RPI
DIV. I ONLY	17- 13	128	6- 4	216	195	159	159	14	14	
DIV. I NON-CONF.	8- 2	49	0- 0	331	327	117	117	16	16	
TOTALS	RPI 1-25	RPI 26-50	W-L RECORDS	RPI 51-100	RPI 101-150	RPI 150+				
17- 13	0- 0	0- 2	OVERALL	0- 3	2- 6	15- 2				
8- 5	0- 0	0- 1	HOME	0- 0	1- 3	7- 1				
8- 7	0- 0	0- 1	AWAY	0- 2	1- 3	7- 1				
1- 1	0- 0	0- 0	NEUTRAL	0- 1	0- 0	1- 0				
8- 2	0- 0	0- 1	NON-CONFERENCE	0- 1	0- 0	8- 0				
4- 0	0- 0	0- 0	HOME	0- 0	0- 0	4- 0				
4- 2	0- 0	0- 1	AWAY	0- 1	0- 0	4- 0				
0- 0	0- 0	0- 0	NEUTRAL	0- 0	0- 0	0- 0				
9- 11	0- 0	0- 1	CONFERENCE	0- 2	2- 6	7- 2				
4- 5	0- 0	0- 1	HOME	0- 0	1- 3	3- 1				
4- 5	0- 0	0- 0	AWAY	0- 1	1- 3	3- 1				
1- 1	0- 0	0- 0	NEUTRAL	0- 1	0- 0	1- 0				

RPI S	Opponent	Score	RPI S	Opponent	Score	RPI S	Opponent	Score	RPI S	Opponent	Score	Team's RPI: 159
36	A LSU	55 66	80	A Middle Tenn.	61 71	110	A Southern Miss.	60 79				
40	H Western Ky.	75 80	80	N Middle Tenn.	59 61	110	H Southern Miss.	76 68				
			82	A Oklahoma St.	51 65	117	A Charlotte	55 52				
						117	H Charlotte	51 69				
						136	A Old Dominion	66 81				
						136	H Old Dominion	47 59				
						138	A Louisiana Tech	51 62				
						138	H Louisiana Tech	67 70				
						182	A North Texas	51 49				
						182	H North Texas	69 77				
						184	A UTSA	66 61				
						184	N UTSA	75 63				
						185	A Texas Southern	52 49				
						189	A UAB	61 62				
						245	H Grand Canyon	64 50				
						249	H Marshall	84 74				
						269	H Prairie View	68 57				
						280	H A&M-Corpus Christi	70 36				
						302	A UTEP	80 76				
						308	H FIU	74 55				
						331	A La.-Monroe	93 50				
						333	A Incarnate Word	60 43				
						337	A Houston Baptist	79 53				
						338	H Fla. Atlantic	89 55				
						340	H Sam Houston St.	77 51				
LAST 12 Division I GAMES:												
80	N Middle Tenn.	59 61	302	A UTEP	80 76							
184	N UTSA	75 63	184	A UTSA	66 61							
40	H Western Ky.	75 80	338	H Fla. Atlantic	89 55							
249	H Marshall	84 74	308	H FIU	74 55							
138	A Louisiana Tech	51 62	182	H North Texas	69 77							
110	A Southern Miss.	60 79	117	A Charlotte	55 52							

Non-Div I Games: Huston-Tillotson 96 62

Rice

Average RPI Win:	264	WON-LOST	WINNING	LAST 10	STRENGTH OF	OPP. STRENGTH	TEAM	ADJ.	CONF.	ADJ CONF.
Average RPI Loss:	127	RECORD	PCT. RANK	GAMES	SCHEDULE	OF SCHEDULE	RPI	RPI	RPI	RPI
DIV. I ONLY	13- 17	210	4- 6	260	160	231	231	12	12	
DIV. I NON-CONF.	6- 7	182	0- 0	255	282	244	244	12	12	
TOTALS	RPI 1-25	RPI 26-50	W-L RECORDS	RPI 51-100	RPI 101-150	RPI 150+				
13- 17	0- 0	0- 1	OVERALL	0- 4	1- 6	12- 6				
6- 8	0- 0	0- 0	HOME	0- 3	1- 1	5- 4				
5- 8	0- 0	0- 1	AWAY	0- 1	0- 5	5- 1				
2- 1	0- 0	0- 0	NEUTRAL	0- 0	0- 0	2- 1				
6- 7	0- 0	0- 0	NON-CONFERENCE	0- 2	0- 1	6- 4				
2- 4	0- 0	0- 0	HOME	0- 2	0- 0	2- 2				
2- 2	0- 0	0- 0	AWAY	0- 0	0- 1	2- 1				
2- 1	0- 0	0- 0	NEUTRAL	0- 0	0- 0	2- 1				
7- 10	0- 0	0- 1	CONFERENCE	0- 2	1- 5	6- 2				
4- 4	0- 0	0- 0	HOME	0- 1	1- 1	3- 2				
3- 6	0- 0	0- 1	AWAY	0- 1	0- 4	3- 0				
0- 0	0- 0	0- 0	NEUTRAL	0- 0	0- 0	0- 0				

RPI 1-25				RPI 26-50				RPI 51-100				RPI 101+				Team's RPI: 231	
RPI	S	Opponent	Score	RPI	S	Opponent	Score	RPI	S	Opponent	Score	RPI	S	Opponent	Score		
				32	A	Dayton	39 55	51	H	Virginia	56 63	112	H	Saint Joseph's	70 52		
								52	H	George Washington	44 63	120	A	Fordham	41 67		
								56	H	Penn	44 47	121	A	William & Mary	39 67		
								93	A	Saint Louis	66 73	123	A	Duquesne	61 73		
												145	A	VCU	64 72		
												145	A	VCU	55 62		
												145	H	VCU	55 57		
												164	A	Hampton	45 72		
												171	H	La Salle	58 63		
												172	H	East Carolina	60 71		
												181	N	Cleveland St.	65 69		
												193	A	George Mason	70 58		
												193	H	George Mason	50 54		
												194	H	Columbia	58 65		
												213	H	Appalachian St.	55 46		
												225	N	Liberty	63 54		
												248	H	St. Bonaventure	61 54		
												257	A	Furman	54 48		
												276	A	Davidson	61 52		
LAST 12 Division I GAMES:																	
				145	A	VCU	64 72	301	H	Rhode Island	67 51	301	H	Rhode Island	67 51		
				52	H	George Washington	44 63	145	H	VCU	55 57	309	H	Massachusetts	56 45		
				93	A	Saint Louis	66 73	276	A	Davidson	61 52	325	N	Florida A&M	64 51		
				309	H	Massachusetts	56 45	123	A	Duquesne	61 73	330	H	Morgan St.	54 37		
				193	A	George Mason	70 58	193	H	George Mason	50 54	338	A	Fla. Atlantic	77 67		
				32	A	Dayton	39 55	171	H	La Salle	58 63						

Non-Div I Games:

Richmond

■ Loss,
 ■ Non-Conf,
 ■ S Site,
 ■ H Home
 ■ A Away
 N Neutral

Average RPI Win:	234	WON-LOST	WINNING	LAST 10	STRENGTH OF	OPP. STRENGTH	TEAM	ADJ.	CONF.	ADJ CONF.
Average RPI Loss:	121	RECORD	PCT. RANK	GAMES	SCHEDULE	OF SCHEDULE	RPI	RPI	RPI	RPI
DIV. I ONLY	24- 8	38	8- 2	271	208	107	107	19	19	
DIV. I NON-CONF.	6- 3	97	0- 0	327	214	162	162	17	17	
TOTALS	RPI 1-25	RPI 26-50	W-L RECORDS	RPI 51-100	RPI 101-150	RPI 150+				
24- 8	0- 0	0- 3	OVERALL	0- 1	3- 0	21- 4				
11- 2	0- 0	0- 1	HOME	0- 0	1- 0	10- 1				
11- 4	0- 0	0- 1	AWAY	0- 1	2- 0	9- 2				
2- 2	0- 0	0- 1	NEUTRAL	0- 0	0- 0	2- 1				
6- 3	0- 0	0- 0	NON-CONFERENCE	0- 1	1- 0	5- 2				
3- 0	0- 0	0- 0	HOME	0- 0	0- 0	3- 0				
3- 2	0- 0	0- 0	AWAY	0- 1	1- 0	2- 1				
0- 1	0- 0	0- 0	NEUTRAL	0- 0	0- 0	0- 1				
18- 5	0- 0	0- 3	CONFERENCE	0- 0	2- 0	16- 2				
8- 2	0- 0	0- 1	HOME	0- 0	1- 0	7- 1				
8- 2	0- 0	0- 1	AWAY	0- 0	1- 0	7- 1				
2- 1	0- 0	0- 1	NEUTRAL	0- 0	0- 0	2- 0				

RPI S	Opponent	Score	RPI S	Opponent	Score	RPI S	Opponent	Score	RPI S	Opponent	Score	Team's RPI: 107
33	A Quinnipiac	53 79	33	H Quinnipiac	79 91	94	A UCF	30 49	115	A Princeton	70 62	
33	N Quinnipiac	73 81							148	A Iona	52 36	
									148	H Iona	85 65	
									164	A Fairfield	49 53	
									164	H Fairfield	67 68	
									164	N Fairfield	49 36	
									171	H La Salle	74 61	
									176	A Siena	62 61	
									176	H Siena	72 70	
									197	A Seton Hall	81 89	
									212	A Towson	79 75	
									220	A Monmouth	71 69	
									220	H Monmouth	75 63	
									220	N Monmouth	67 51	
									233	A Marist	69 56	
									233	H Marist	65 46	
									248	N St. Bonaventure	47 60	
									253	A Canisius	71 70	
									253	H Canisius	61 50	
									265	A Niagara	78 58	
									265	H Niagara	62 41	
									279	A Manhattan	53 36	
									279	H Manhattan	73 64	
									298	H Lafayette	76 58	
									307	A Lehigh	75 68	
									324	H St. Francis Brooklyn	77 60	
LAST 12 Division I GAMES:												
	33 N Quinnipiac	73 81		233 H Marist	65 46							
	164 N Fairfield	49 36		253 H Canisius	61 50							
	220 N Monmouth	67 51		148 A Iona	52 36							
	164 A Fairfield	49 53		176 H Siena	72 70							
	265 H Niagara	62 41		220 A Monmouth	71 69							
	220 H Monmouth	75 63		328 H Saint Peter's	47 46							

Non-Div I Games:

Rider

■ Loss,
 ■ Non-Conf,
 ■ S Site,
 ■ Home
 ■ A Away
 N Neutral

R
i
d
e
r

Rider
RPI S Opponent Score

Through Games Of March 9, 2017

RPI	S	Opponent	Score	
328	A	Saint Peter's	56	43
328	H	Saint Peter's	47	46

R
i
d
e
r

Rider

Average RPI Win:	291	WON-LOST	WINNING	LAST 10	STRENGTH OF	OPP. STRENGTH	TEAM	ADJ.	CONF.	ADJ CONF.
Average RPI Loss:	195	RECORD	PCT. RANK	GAMES	SCHEDULE	OF SCHEDULE	RPI	RPI	RPI	RPI
DIV. I ONLY	20- 10	85	9- 1	335	334	192	192	31	31	
DIV. I NON-CONF.	4- 6	209	0- 0	246	195	201	201	32	32	
TOTALS	RPI 1-25	RPI 26-50	W-L RECORDS	RPI 51-100	RPI 101-150	RPI 150+				
20- 10	0- 0	0- 0	OVERALL	1- 2	0- 2	19- 6				
10- 3	0- 0	0- 0	HOME	0- 0	0- 0	10- 3				
10- 6	0- 0	0- 0	AWAY	1- 1	0- 2	9- 3				
0- 1	0- 0	0- 0	NEUTRAL	0- 1	0- 0	0- 0				
4- 6	0- 0	0- 0	NON-CONFERENCE	1- 2	0- 2	3- 2				
1- 1	0- 0	0- 0	HOME	0- 0	0- 0	1- 1				
3- 4	0- 0	0- 0	AWAY	1- 1	0- 2	2- 1				
0- 1	0- 0	0- 0	NEUTRAL	0- 1	0- 0	0- 0				
16- 4	0- 0	0- 0	CONFERENCE	0- 0	0- 0	16- 4				
9- 2	0- 0	0- 0	HOME	0- 0	0- 0	9- 2				
7- 2	0- 0	0- 0	AWAY	0- 0	0- 0	7- 2				
0- 0	0- 0	0- 0	NEUTRAL	0- 0	0- 0	0- 0				

RPI 1-25				RPI 26-50				RPI 51-100				RPI 101+ Team's RPI: 192			
RPI	S	Opponent	Score	RPI	S	Opponent	Score	RPI	S	Opponent	Score	RPI	S	Opponent	Score
								63	A	Iowa	60 81	111	A	Vanderbilt	59 75
								96	A	Kent St.	68 65	137	A	Delaware	65 67
								100	N	Stetson	60 68	198	A	Sacred Heart	59 69
												198	H	Sacred Heart	66 56
												220	H	Monmouth	56 69
												229	H	Howard	59 42
												242	A	Saint Francis (PA)	70 68
												242	H	Saint Francis (PA)	55 70
												244	A	Bryant	59 62
												244	H	Bryant	62 46
												288	A	Mt. St. Mary's	50 44
												288	H	Mt. St. Mary's	70 58
												298	A	Lafayette	62 51
												305	A	Central Conn. St.	62 39
												305	H	Central Conn. St.	55 46
												305	H	Central Conn. St.	70 62
												308	A	FIU	57 59
												324	A	St. Francis Brooklyn	61 54
												324	H	St. Francis Brooklyn	49 56
												330	A	Morgan St.	58 44
												336	A	LIU Brooklyn	64 54
												336	H	LIU Brooklyn	83 42
												339	A	Fairleigh Dickinson	66 64
												339	H	Fairleigh Dickinson	68 35
												339	H	Fairleigh Dickinson	62 48
												341	A	Wagner	82 63
										</					

LAST 12 Division I GAMES:

305	H	Central Conn. St.	70	62	288	H	Mt. St. Mary's	70	58
339	H	Fairleigh Dickinson	68	35	341	H	Wagner	74	41
339	H	Fairleigh Dickinson	62	48	336	A	LIU Brooklyn	64	54
198	H	Sacred Heart	66	56	324	A	St. Francis Brooklyn	61	54
244	A	Bryant	59	62	242	A	Saint Francis (PA)	70	68
305	A	Central Conn. St.	62	39	288	A	Mt. St. Mary's	50	44

Non-Div I Games: Point Park 69 52

Robert Morris

■ Loss,
 ■ Non-Conf,
 ■ S Site,
 ■ Home
 ■ A Away
 N Neutral

RPI	S	Opponent	Score
341	H	Wagner	74 41

Robert Morris

R
o
b
e
r
t
M
o
r
r
i
s

R
o
b
e
r
t
M
o
r
r
i
s

Average RPI Win:	141	WON-LOST	WINNING	LAST 10	STRENGTH OF	OPP. STRENGTH	TEAM	ADJ.	CONF.	ADJ CONF.
Average RPI Loss:	84	RECORD	PCT. RANK	GAMES	SCHEDULE	OF SCHEDULE	RPI	RPI	RPI	RPI
DIV. I ONLY	6- 24	320	0- 10	40	59	228	228	6	6	
DIV. I NON-CONF.	3- 10	280	0- 0	12	46	183	183	6	6	
TOTALS	RPI 1-25	RPI 26-50	W-L RECORDS	RPI 51-100	RPI 101-150	RPI 150+				
6- 24	0- 4	1- 4	OVERALL	2- 10	0- 1	3- 5				
6- 9	0- 3	1- 2	HOME	2- 4	0- 0	3- 0				
0- 14	0- 1	0- 2	AWAY	0- 6	0- 1	0- 4				
0- 1	0- 0	0- 0	NEUTRAL	0- 0	0- 0	0- 1				
3- 10	0- 2	0- 2	NON-CONFERENCE	1- 4	0- 1	2- 1				
3- 4	0- 2	0- 1	HOME	1- 1	0- 0	2- 0				
0- 6	0- 0	0- 1	AWAY	0- 3	0- 1	0- 1				
0- 0	0- 0	0- 0	NEUTRAL	0- 0	0- 0	0- 0				
3- 14	0- 2	1- 2	CONFERENCE	1- 6	0- 0	1- 4				
3- 5	0- 1	1- 1	HOME	1- 3	0- 0	1- 0				
0- 8	0- 1	0- 1	AWAY	0- 3	0- 0	0- 3				
0- 1	0- 0	0- 0	NEUTRAL	0- 0	0- 0	0- 1				

RPI 1-25				RPI 26-50				RPI 51-100				RPI 101+ Team's RPI: 228			
RPI	S	Opponent	Score	RPI	S	Opponent	Score	RPI	S	Opponent	Score	RPI	S	Opponent	Score
8	H	Duke	32 68	29	A	Elon	54 66	51	A	Virginia	54 62	115	A	Princeton	34 64
16	A	Maryland	71 80	41	H	Michigan St.	62 58	58	H	Purdue	42 55	174	A	Houston	51 53
18	H	Temple	37 48	42	H	James Madison	76 82	63	A	Iowa	57 71	196	A	Nebraska	58 62
25	H	Ohio St.	45 73	47	A	Michigan	50 63	63	H	Iowa	59 71	197	H	Seton Hall	53 45
				49	H	Indiana	52 63	65	H	Chattanooga	53 66	208	A	Illinois	41 78
								67	A	Northwestern	38 60	209	A	Wisconsin	41 53
								67	H	Northwestern	37 55	209	H	Wisconsin	68 52
								68	A	St. John's (NY)	39 65	209	N	Wisconsin	55 61
								71	H	Bucknell	57 53	244	H	Bryant	50 42
								72	A	Minnesota	46 80				
								85	H	Penn St.	61 45				
								87	A	Wake Forest	43 55				
LAST 12 Division I GAMES:															
		209 N Wisconsin	55 61			49 H Indiana	52 63								
		25 H Ohio St.	45 73			63 A Iowa	57 71								
		67 A Northwestern	38 60			67 H Northwestern	37 55								
		209 A Wisconsin	41 53			16 A Maryland	71 80								
		58 H Purdue	42 55			63 H Iowa	59 71								
		72 A Minnesota	46 80			41 H Michigan St.	62 58								

Non-Div I Games:

Rutgers

■ Loss,
 ■ Non-Conf,
 ■ S Site,
 ■ H Home
 ■ A Away
 N Neutral

Average RPI Win:	255	WON-LOST	WINNING	LAST 10	STRENGTH OF	OPP. STRENGTH	TEAM	ADJ.	CONF.	ADJ CONF.
Average RPI Loss:	117	RECORD	PCT. RANK	GAMES	SCHEDULE	OF SCHEDULE	RPI	RPI	RPI	RPI
DIV. I ONLY	20- 6	33	7- 3	263	291	99	99	27	27	
DIV. I NON-CONF.	6- 2	63	0- 0	155	193	48	48	27	27	
TOTALS	RPI 1-25	RPI 26-50	W-L RECORDS	RPI 51-100	RPI 101-150	RPI 150+				
20- 6	0- 1	0- 0	OVERALL	1- 3	3- 1	16- 1				
9- 2	0- 0	0- 0	HOME	0- 1	1- 1	8- 0				
11- 4	0- 1	0- 0	AWAY	1- 2	2- 0	8- 1				
0- 0	0- 0	0- 0	NEUTRAL	0- 0	0- 0	0- 0				
6- 2	0- 1	0- 0	NON-CONFERENCE	1- 1	1- 0	4- 0				
2- 0	0- 0	0- 0	HOME	0- 0	0- 0	2- 0				
4- 2	0- 1	0- 0	AWAY	1- 1	1- 0	2- 0				
0- 0	0- 0	0- 0	NEUTRAL	0- 0	0- 0	0- 0				
14- 4	0- 0	0- 0	CONFERENCE	0- 2	2- 1	12- 1				
7- 2	0- 0	0- 0	HOME	0- 1	1- 1	6- 0				
7- 2	0- 0	0- 0	AWAY	0- 1	1- 0	6- 1				
0- 0	0- 0	0- 0	NEUTRAL	0- 0	0- 0	0- 0				

RPI 1-25				RPI 26-50				RPI 51-100 Team's RPI: 99				RPI 101+			
RPI	S	Opponent	Score	RPI	S	Opponent	Score	RPI	S	Opponent	Score	RPI	S	Opponent	Score
21	A	Texas A&M	48 63					78	A	South Dakota	74 80	106	A	Abilene Christian	70 61
								84	A	UT Arlington	65 60	106	H	Abilene Christian	73 80
								97	A	Central Ark.	58 70	128	H	Lamar University	74 66
								97	H	Central Ark.	63 67	138	A	Louisiana Tech	60 58
												193	A	George Mason	77 76
												219	A	New Orleans	71 67
												219	H	New Orleans	88 61
												269	H	Prairie View	88 64
												280	H	A&M-Corpus Christi	64 56
												281	A	McNeese	96 65
												291	A	Coppin St.	72 57
												294	A	Nicholls St.	82 77
												294	H	Nicholls St.	80 55
												303	A	Northwestern St.	72 76
												303	H	Northwestern St.	80 67
												323	H	Montana	54 46
												329	A	Southeastern La.	92 62
												333	A	Incarinate Word	94 75
												337	H	Houston Baptist	86 49
												340	A	Sam Houston St.	83 65
												340	H	Sam Houston St.	64 49
LAST 12 Division I GAMES:															
340	H	Sam Houston St.	64 49	128	H	Lamar University	74 66								
303	H	Northwestern St.	80 67	294	A	Nicholls St.	82 77								
97	A	Central Ark.	58 70	303	A	Northwestern St.	72 76								
219	A	New Orleans	71 67	340	A	Sam Houston St.	83 65								
329	A	Southeastern La.	92 62	219	H	New Orleans	88 61								
106	H	Abilene Christian	73 80	97	H	Central Ark.	63 67								

Non-Div I Games: Okla. Panhandle 77 43 Tex. Permian Basin 89 70 LSU-Shreveport 93 56

SFA

Loss, Non-Conf, S Site, H Home A Away N Neutral

SIUE				Through Games Of March 9, 2017						
Average RPI Win:	269	WON-LOST	WINNING	LAST 10	STRENGTH OF	OPP. STRENGTH	TEAM	ADJ.	CONF.	ADJ CONF.
Average RPI Loss:	149	RECORD	PCT. RANK	GAMES	SCHEDULE	OF SCHEDULE	RPI	RPI	RPI	RPI
DIV. I ONLY	13- 17	210	6- 4	163	279	202	202	26	26	
DIV. I NON-CONF.	3- 9	275	0- 0	28	238	192	192	25	25	
TOTALS	RPI 1-25	RPI 26-50	W-L RECORDS	RPI 51-100	RPI 101-150	RPI 150+				
13- 17	0- 1	0- 1	OVERALL	0- 6	0- 1	13- 8				
8- 3	0- 0	0- 0	HOME	0- 1	0- 0	8- 2				
3- 10	0- 1	0- 1	AWAY	0- 4	0- 0	3- 4				
2- 4	0- 0	0- 0	NEUTRAL	0- 1	0- 1	2- 2				
3- 9	0- 1	0- 1	NON-CONFERENCE	0- 5	0- 1	3- 1				
2- 1	0- 0	0- 0	HOME	0- 1	0- 0	2- 0				
0- 5	0- 1	0- 1	AWAY	0- 3	0- 0	0- 0				
1- 3	0- 0	0- 0	NEUTRAL	0- 1	0- 1	1- 1				
10- 8	0- 0	0- 0	CONFERENCE	0- 1	0- 0	10- 7				
6- 2	0- 0	0- 0	HOME	0- 0	0- 0	6- 2				
3- 5	0- 0	0- 0	AWAY	0- 1	0- 0	3- 4				
1- 1	0- 0	0- 0	NEUTRAL	0- 0	0- 0	1- 1				

RPI 1-25				RPI 26-50				RPI 51-100				RPI 101+ Team's RPI: 202			
RPI	S	Opponent	Score	RPI	S	Opponent	Score	RPI	S	Opponent	Score	RPI	S	Opponent	Score
24	A	Missouri	60 72	37	A	South Dakota St.	49 82	57	A	Belmont	67 94	111	N	Vanderbilt	63 73
								59	H	Western Ill.	74 76	169	H	Southern Ill.	60 59
								78	N	South Dakota	68 75	170	N	Bethune-Cookman	78 83
								81	A	Northern Ill.	78 97	177	A	Morehead St.	66 69
								93	A	Saint Louis	49 90	221	A	UT Martin	70 68
								100	A	Stetson	68 78	221	H	UT Martin	72 82
												251	H	Jacksonville St.	69 62
												252	H	Tennessee St.	73 52
												262	A	Austin Peay	62 85
												262	H	Austin Peay	76 69
												264	A	Murray St.	85 76
												264	H	Murray St.	77 84
												266	A	Southeast Mo. St.	74 78
												266	H	Southeast Mo. St.	70 69
												270	A	Eastern Ky.	63 75
												270	N	Eastern Ky.	58 61
												282	H	Tennessee Tech	60 49
												282	N	Tennessee Tech	77 69
												300	A	Eastern Ill.	75 59
												300	H	Eastern Ill.	68 52
												310	H	Illinois St.	92 80
												332	N	Utah Valley	71 64
LAST 12 Division I GAMES:															
				270	N	Eastern Ky.	58 61			266	A	Southeast Mo. St.	74 78		
				282	N	Tennessee Tech	77 69			251	H	Jacksonville St.	69 62		
				300	H	Eastern Ill.	68 52			57	A	Belmont	67 94		
				264	A	Murray St.	85 76			300	A	Eastern Ill.	75 59		
				262	H	Austin Peay	76 69			252	H	Tennessee St.	73 52		
				221	H	UT Martin	72 82			221	A	UT Martin	70 68		

Non-Div I Games: Mo.-St. Louis 59 49

SIUE

Average RPI Win:	170	WON-LOST	WINNING	LAST 10	STRENGTH OF	OPP. STRENGTH	TEAM	ADJ.	CONF.	ADJ CONF.
Average RPI Loss:	84	RECORD	PCT. RANK	GAMES	SCHEDULE	OF SCHEDULE	RPI	RPI	RPI	RPI
DIV. I ONLY	17- 14	140	6- 4	72	65	101	101	5	5	
DIV. I NON-CONF.	9- 4	85	0- 0	149	73	79	79	5	5	
TOTALS	RPI 1-25	RPI 26-50	W-L RECORDS	RPI 51-100	RPI 101-150	RPI 150+				
17- 14	1- 4	0- 2	OVERALL	1- 2	1- 2	14- 4				
11- 3	1- 1	0- 1	HOME	1- 1	1- 0	8- 0				
3- 9	0- 2	0- 0	AWAY	0- 1	0- 2	3- 4				
3- 2	0- 1	0- 1	NEUTRAL	0- 0	0- 0	3- 0				
9- 4	1- 1	0- 0	NON-CONFERENCE	0- 0	0- 1	8- 2				
6- 0	1- 0	0- 0	HOME	0- 0	0- 0	5- 0				
1- 3	0- 0	0- 0	AWAY	0- 0	0- 1	1- 2				
2- 1	0- 1	0- 0	NEUTRAL	0- 0	0- 0	2- 0				
8- 10	0- 3	0- 2	CONFERENCE	1- 2	1- 1	6- 2				
5- 3	0- 1	0- 1	HOME	1- 1	1- 0	3- 0				
2- 6	0- 2	0- 0	AWAY	0- 1	0- 1	2- 2				
1- 1	0- 0	0- 1	NEUTRAL	0- 0	0- 0	1- 0				

RPI	S	Opponent	Score	RPI	S	Opponent	Score	RPI	S	Opponent	Score	RPI	S	Opponent	Score	Team's RPI: 101
1	A	UConn	41 83	30	H	South Fla.	51 52	75	H	Tulane	59 71	108	A	Colorado	50 67	
1	H	UConn	48 88	30	N	South Fla.	55 62	94	A	UCF	37 63	143	A	Tulsa	59 66	
5	N	Mississippi St.	42 91					94	H	UCF	63 58	143	H	Tulsa	62 41	
18	A	Temple	52 66									153	A	New Mexico	49 64	
21	H	Texas A&M	54 53									166	A	TCU	67 76	
												167	A	Memphis	60 39	
												167	H	Memphis	53 44	
												168	H	Texas St.	64 56	
												172	A	East Carolina	57 58	
												172	N	East Carolina	60 54	
												174	A	Houston	66 45	
												174	H	Houston	74 45	
												175	N	Boston College	72 64	
												180	A	Cincinnati	65 67	
												180	H	Cincinnati	64 47	
												182	H	North Texas	65 51	
												185	H	Texas Southern	61 36	
												188	A	Kansas	75 63	
												206	N	Grambling	56 36	
												218	H	Seattle U	77 43	
												269	H	Prairie View	61 54	
LAST 12 Division I GAMES:																
				30	N	South Fla.	55 62	18	A	Temple	52 66					
				172	N	East Carolina	60 54	1	A	UConn	41 83					
				174	H	Houston	74 45	94	H	UCF	63 58					
				94	A	UCF	37 63	167	H	Memphis	53 44					
				167	A	Memphis	60 39	143	A	Tulsa	59 66					
				143	H	Tulsa	62 41	30	H	South Fla.	51 52					

Non-Div I Games:

SMU

■ Loss,
 ■ Non-Conf,
 ■ S Site,
 ■ Home
 ■ A Away
 N Neutral

Sacramento St.

Through Games Of March 9, 2017

Average RPI Win:	278	WON-LOST	WINNING	LAST 10	STRENGTH OF	OPP. STRENGTH	TEAM	ADJ.	CONF.	ADJ CONF.
Average RPI Loss:	159	RECORD	PCT. RANK	GAMES	SCHEDULE	OF SCHEDULE	RPI	RPI	RPI	RPI
DIV. I ONLY	9- 20	273	2- 8	253	243	287	287	20	20	
DIV. I NON-CONF.	3- 7	250	0- 0	233	236	294	294	18	18	
TOTALS	RPI 1-25	RPI 26-50	W-L RECORDS	RPI 51-100	RPI 101-150	RPI 150+				
9- 20	0- 0	0- 0	OVERALL	0- 5	0- 8	9- 7				
5- 9	0- 0	0- 0	HOME	0- 3	0- 4	5- 2				
4- 8	0- 0	0- 0	AWAY	0- 2	0- 3	4- 3				
0- 3	0- 0	0- 0	NEUTRAL	0- 0	0- 1	0- 2				
3- 7	0- 0	0- 0	NON-CONFERENCE	0- 3	0- 2	3- 2				
2- 3	0- 0	0- 0	HOME	0- 2	0- 0	2- 1				
1- 2	0- 0	0- 0	AWAY	0- 1	0- 1	1- 0				
0- 2	0- 0	0- 0	NEUTRAL	0- 0	0- 1	0- 1				
6- 13	0- 0	0- 0	CONFERENCE	0- 2	0- 6	6- 5				
3- 6	0- 0	0- 0	HOME	0- 1	0- 4	3- 1				
3- 6	0- 0	0- 0	AWAY	0- 1	0- 2	3- 3				
0- 1	0- 0	0- 0	NEUTRAL	0- 0	0- 0	0- 1				

RPI 1-25				RPI 26-50				RPI 51-100				RPI 101+				Team's RPI: 287	
RPI	S	Opponent	Score	RPI	S	Opponent	Score	RPI	S	Opponent	Score	RPI	S	Opponent	Score		
								54	A	California	73 97	129	A	Northern Colo.	88 95		
								73	H	UC Davis	78 110	129	H	Northern Colo.	74 102		
								74	A	Montana St.	80 84	130	A	North Dakota	71 94		
								74	H	Montana St.	82 104	130	H	North Dakota	78 92		
								89	H	Southern California	95 111	134	H	Eastern Wash.	65 72		
												139	A	San Francisco	80 91		
												141	N	New Mexico St.	73 99		
												150	H	Idaho	58 72		
												157	A	Idaho St.	60 79		
												178	H	Hofstra	97 85		
												207	A	Portland St.	77 68		
												207	H	Portland St.	86 88		
												235	A	Weber St.	60 66		
												235	N	Weber St.	97 98		
												272	H	Cal Poly	97 96		
												285	H	Nevada	95 99		
												289	A	Southern Utah	110 104		
												289	H	Southern Utah	81 69		
												292	A	Northern Ariz.	88 91		
												292	H	Northern Ariz.	82 76		
												319	N	Youngstown St.	94 102		
												323	A	Montana	73 60		
												323	H	Montana	99 69		
												327	A	UC Irvine	78 70		
LAST 12 Division I GAMES:																	
				235	N	Weber St.	97 98			323	H	Montana	99 69				
				129	H	Northern Colo.	74 102			157	A	Idaho St.	60 79				
				130	H	North Dakota	78 92			235	A	Weber St.	60 66				
				289	A	Southern Utah	110 104			150	H	Idaho	58 72				
				292	A	Northern Ariz.	88 91			134	H	Eastern Wash.	65 72				
				74	H	Montana St.	82 104			207	A	Portland St.	77 68				

Non-Div I Games: Stanislaus St. 102 72

Sacramento St.

Loss, Non-Conf, S Site, H Home A Away N Neutral

Average RPI Win:	278	WON-LOST	WINNING	LAST 10	STRENGTH OF	OPP. STRENGTH	TEAM	ADJ.	CONF.	ADJ CONF.
Average RPI Loss:	196	RECORD	PCT. RANK	GAMES	SCHEDULE	OF SCHEDULE	RPI	RPI	RPI	RPI
DIV. I ONLY	17- 14	140	6- 4	279	338	198	198	31	31	
DIV. I NON-CONF.	3- 8	262	0- 0	72	235	193	193	32	32	
TOTALS	RPI 1-25	RPI 26-50	W-L RECORDS	RPI 51-100	RPI 101-150	RPI 150+				
17- 14	0- 0	0- 1	OVERALL	0- 3	0- 0	17- 10				
11- 4	0- 0	0- 1	HOME	0- 0	0- 0	11- 3				
6- 10	0- 0	0- 0	AWAY	0- 3	0- 0	6- 7				
0- 0	0- 0	0- 0	NEUTRAL	0- 0	0- 0	0- 0				
3- 8	0- 0	0- 1	NON-CONFERENCE	0- 3	0- 0	3- 4				
1- 3	0- 0	0- 1	HOME	0- 0	0- 0	1- 2				
2- 5	0- 0	0- 0	AWAY	0- 3	0- 0	2- 2				
0- 0	0- 0	0- 0	NEUTRAL	0- 0	0- 0	0- 0				
14- 6	0- 0	0- 0	CONFERENCE	0- 0	0- 0	14- 6				
10- 1	0- 0	0- 0	HOME	0- 0	0- 0	10- 1				
4- 5	0- 0	0- 0	AWAY	0- 0	0- 0	4- 5				
0- 0	0- 0	0- 0	NEUTRAL	0- 0	0- 0	0- 0				

[illegible]

Non-Div I Games:

Sacred Heart

Loss, Non-Conf, S Site, H Home A Away N Neutral

RPI	S	Opponent	Score
341	H	Wagner	62 52

Sacred Heart

Average RPI Win: 287		WON-LOST	WINNING	LAST 10	STRENGTH OF	OPP. STRENGTH	TEAM	ADJ.	CONF.	ADJ CONF.
Average RPI Loss: 213		RECORD	PCT. RANK	GAMES	SCHEDULE	OF SCHEDULE	RPI	RPI	RPI	RPI
DIV. I ONLY		16- 14	156	5- 5	319	336	242	242	31	31
DIV. I NON-CONF.		3- 8	262	0- 0	209	278	261	261	32	32
TOTALS		RPI 1-25	RPI 26-50		W-L RECORDS		RPI 51-100	RPI 101-150		RPI 150+
16- 14	0- 0	0- 2		OVERALL		0- 0	0- 2		16- 10	
7- 6	0- 0	0- 0		HOME		0- 0	0- 1		7- 5	
9- 6	0- 0	0- 2		AWAY		0- 0	0- 1		9- 3	
0- 2	0- 0	0- 0		NEUTRAL		0- 0	0- 0		0- 2	
3- 8	0- 0	0- 2		NON-CONFERENCE		0- 0	0- 2		3- 4	
1- 2	0- 0	0- 0		HOME		0- 0	0- 1		1- 1	
2- 4	0- 0	0- 2		AWAY		0- 0	0- 1		2- 1	
0- 2	0- 0	0- 0		NEUTRAL		0- 0	0- 0		0- 2	
13- 6	0- 0	0- 0		CONFERENCE		0- 0	0- 0		13- 6	
6- 4	0- 0	0- 0		HOME		0- 0	0- 0		6- 4	
7- 2	0- 0	0- 0		AWAY		0- 0	0- 0		7- 2	
0- 0	0- 0	0- 0		NEUTRAL		0- 0	0- 0		0- 0	

[illegible]

Non-Div I Games:

Saint Francis (PA)

Loss, Non-Conf, S Site, H Home A Away N Neutral

S
a
i
n
t
F
r
a
n
c
i
s
(
P
A
)

RPI S Saint Francis (PA) Score

Through Games Of March 9, 2017

RPI	S	Opponent	Score	
341	A	Wagner	67	46
341	H	Wagner	71	87

Saint Francis (PA)
P
A
)

S
a
i
n
t
F
r
a
n
c
i
s
(
P
A
)

Saint Joseph's

Through Games Of March 9, 2017

Average RPI Win:	194	WON-LOST	WINNING	LAST 10	STRENGTH OF	OPP. STRENGTH	TEAM	ADJ.	CONF.	ADJ CONF.
Average RPI Loss:	92	RECORD	PCT. RANK	GAMES	SCHEDULE	OF SCHEDULE	RPI	RPI	RPI	RPI
DIV. I ONLY	17- 14	140	8- 2	66	125	112	112	12	12	
DIV. I NON-CONF.	3- 9	275	0- 0	19	115	165	165	12	12	
TOTALS	RPI 1-25	RPI 26-50	W-L RECORDS	RPI 51-100	RPI 101-150	RPI 150+				
17- 14	0- 1	0- 3	OVERALL	2- 5	4- 3	11- 2				
10- 5	0- 1	0- 1	HOME	0- 2	3- 0	7- 1				
6- 7	0- 0	0- 0	AWAY	2- 1	1- 1	3- 0				
1- 2	0- 0	0- 0	NEUTRAL	0- 1	0- 1	1- 0				
3- 9	0- 1	0- 2	NON-CONFERENCE	1- 4	0- 1	2- 1				
1- 5	0- 1	0- 1	HOME	0- 2	0- 0	1- 1				
2- 3	0- 0	0- 1	AWAY	1- 1	0- 1	1- 0				
0- 1	0- 0	0- 0	NEUTRAL	0- 1	0- 0	0- 0				
14- 5	0- 0	0- 1	CONFERENCE	1- 1	4- 2	9- 1				
9- 0	0- 0	0- 0	HOME	0- 0	3- 0	6- 0				
4- 4	0- 0	0- 1	AWAY	1- 1	1- 1	2- 1				
1- 1	0- 0	0- 0	NEUTRAL	0- 0	0- 1	1- 0				

RPI 1-25				RPI 26-50				RPI 51-100				RPI 101+ Team's RPI: 112			
RPI	S	Opponent	Score	RPI	S	Opponent	Score	RPI	S	Opponent	Score	RPI	S	Opponent	Score
18	H	Temple	70 86	32	A	Dayton	59 64	52	A	George Washington	44 53	120	A	Fordham	39 44
				42	H	James Madison	72 85	56	A	Penn	57 53	120	H	Fordham	47 44
				44	A	Central Mich.	71 73	66	H	Villanova	54 62	123	H	Duquesne	60 58
								71	H	Bucknell	61 64	123	N	Duquesne	63 78
								77	A	Drexel	49 60	145	A	VCU	80 70
								88	N	BYU	56 71	145	H	VCU	64 58
								93	A	Saint Louis	66 63	148	A	Iona	57 58
												153	A	New Mexico	79 67
												171	A	La Salle	75 55
												171	H	La Salle	67 58
												171	N	La Salle	66 48
												178	H	Hofstra	64 75
												193	H	George Mason	57 53
												231	A	Richmond	52 70
												248	H	St. Bonaventure	70 53
												276	H	Davidson	69 54
												301	A	Rhode Island	75 49
												301	H	Rhode Island	77 51
												309	H	Massachusetts	81 50
												321	H	NJIT	75 36
LAST 12 Division I GAMES:															
				123	N	Duquesne	63 78	171	H	La Salle	67 58				
				171	N	La Salle	66 48	120	A	Fordham	39 44				
				301	H	Rhode Island	77 51	93	A	Saint Louis	66 63				
				193	H	George Mason	57 53	123	H	Duquesne	60 58				
				276	H	Davidson	69 54	248	H	St. Bonaventure	70 53				
				145	A	VCU	80 70	301	A	Rhode Island	75 49				

Non-Div I Games:

Saint Joseph's

■ Loss,
 ■ Non-Conf,
 ■ S Site,
 ■ Home
 ■ A Away
 N Neutral

Saint Louis

Through Games Of March 9, 2017

Average RPI Win:	213	WON-LOST	WINNING	LAST 10	STRENGTH OF	OPP. STRENGTH	TEAM	ADJ.	CONF.	ADJ CONF.
Average RPI Loss:	96	RECORD	PCT. RANK	GAMES	SCHEDULE	OF SCHEDULE	RPI	RPI	RPI	RPI
DIV. I ONLY	24- 8	38	7- 3	258	109	93	93	12	12	
DIV. I NON-CONF.	10- 3	54	0- 0	321	157	129	129	12	12	
TOTALS	RPI 1-25	RPI 26-50	W-L RECORDS	RPI 51-100	RPI 101-150	RPI 150+				
24- 8	1- 0	0- 4	OVERALL	1- 0	5- 3	17- 1				
12- 3	1- 0	0- 1	HOME	1- 0	3- 1	7- 1				
11- 4	0- 0	0- 2	AWAY	0- 0	1- 2	10- 0				
1- 1	0- 0	0- 1	NEUTRAL	0- 0	1- 0	0- 0				
10- 3	1- 0	0- 1	NON-CONFERENCE	0- 0	1- 1	8- 1				
5- 1	1- 0	0- 0	HOME	0- 0	1- 0	3- 1				
5- 2	0- 0	0- 1	AWAY	0- 0	0- 1	5- 0				
0- 0	0- 0	0- 0	NEUTRAL	0- 0	0- 0	0- 0				
14- 5	0- 0	0- 3	CONFERENCE	1- 0	4- 2	9- 0				
7- 2	0- 0	0- 1	HOME	1- 0	2- 1	4- 0				
6- 2	0- 0	0- 1	AWAY	0- 0	1- 1	5- 0				
1- 1	0- 0	0- 1	NEUTRAL	0- 0	1- 0	0- 0				

RPI 1-25				RPI 26-50				RPI 51-100 Team's RPI: 93				RPI 101+			
RPI	S	Opponent	Score	RPI	S	Opponent	Score	RPI	S	Opponent	Score	RPI	S	Opponent	Score
24	H	Missouri	72 61	32	A	Dayton	62 68	52	H	George Washington	67 59	102	H	Washington St.	73 70
				32	H	Dayton	67 78					112	H	Saint Joseph's	63 66
				32	N	Dayton	65 75					120	H	Fordham	82 58
				45	A	Little Rock	43 56					120	N	Fordham	68 58
												123	A	Duquesne	65 94
												143	A	Tulsa	64 70
												145	A	VCU	62 48
												145	H	VCU	77 72
												171	A	La Salle	79 74
												193	H	George Mason	89 50
												201	A	Loyola Marymount	90 76
												202	H	SIUE	90 49
												231	H	Richmond	73 66
												232	A	Bradley	68 58
												248	A	St. Bonaventure	74 58
												248	H	St. Bonaventure	64 49
												250	H	Indiana St.	67 70
												266	A	Southeast Mo. St.	89 50
												270	H	Eastern Ky.	78 51
												276	A	Davidson	106 69
												299	A	Lipscomb	83 38
												301	A	Rhode Island	68 50
												309	A	Massachusetts	81 60
												309	H	Massachusetts	91 51
												327	A	UC Irvine	79 69
												330	H	Morgan St.	71 43
LAST 12 Division I GAMES:															
				32	N	Dayton	65 75	248	A	St. Bonaventure	74 58				
				120	N	Fordham	68 58	145	H	VCU	77 72				
				309	H	Massachusetts	91 51	112	H	Saint Joseph's	63 66				
				32	A	Dayton	62 68	309	A	Massachusetts	81 60				
				231	H	Richmond	73 66	120	H	Fordham	82 58				
				171	A	La Salle	79 74	52	H	George Washington	67 59				

Non-Div I Games:

Saint Louis

■ Loss,
■ Non-Conf,
■ S Site,
■ H Home
■ A Away
N Neutral

Saint Peter's

Through Games Of March 9, 2017

Average RPI Win:	279	WON-LOST	WINNING	LAST 10	STRENGTH OF	OPP. STRENGTH	TEAM	ADJ.	CONF.	ADJ CONF.
Average RPI Loss:	171	RECORD	PCT. RANK	GAMES	SCHEDULE	OF SCHEDULE	RPI	RPI	RPI	RPI
DIV. I ONLY	3- 27	342	0- 10	178	226	328	328	19	19	
DIV. I NON-CONF.	1- 8	314	0- 0	105	233	302	302	17	17	
TOTALS	RPI 1-25	RPI 26-50	W-L RECORDS	RPI 51-100	RPI 101-150	RPI 150+				
3- 27	0- 2	0- 2	OVERALL	0- 1	0- 5	3- 17				
2- 9	0- 0	0- 1	HOME	0- 0	0- 2	2- 6				
1- 14	0- 0	0- 0	AWAY	0- 0	0- 0	1- 1				
0- 4	0- 0	0- 0	NEUTRAL	0- 0	0- 1	0- 3				
1- 8	0- 2	0- 0	NON-CONFERENCE	0- 1	0- 1	1- 4				
1- 0	0- 0	0- 0	HOME	0- 0	0- 0	1- 0				
0- 5	0- 2	0- 0	AWAY	0- 1	0- 0	0- 2				
0- 3	0- 0	0- 0	NEUTRAL	0- 0	0- 1	0- 2				
2- 19	0- 0	0- 2	CONFERENCE	0- 0	0- 4	2- 13				
1- 9	0- 0	0- 1	HOME	0- 0	0- 2	1- 6				
1- 9	0- 0	0- 1	AWAY	0- 0	0- 2	1- 6				
0- 1	0- 0	0- 0	NEUTRAL	0- 0	0- 0	0- 1				

RPI	S	Opponent	Score	RPI	S	Opponent	Score	RPI	S	Opponent	Score	RPI	S	Opponent	Score	Team's RPI: 328
3	A	South Carolina	38 93	33	A	Quinnipiac	47 82	85	A	Penn St.	50 106	107	A	Rider	46 47	
16	A	Maryland	49 101	33	H	Quinnipiac	51 84					107	H	Rider	43 56	
												125	N	Maine	43 59	
												148	A	Iona	50 51	
												148	H	Iona	58 66	
												155	A	Brown	71 80	
												164	A	Fairfield	38 50	
												164	H	Fairfield	39 56	
												164	N	Hampton	42 71	
												176	A	Siena	55 80	
												176	H	Siena	60 76	
												220	A	Monmouth	59 76	
												220	H	Monmouth	42 58	
												233	A	Marist	73 69	
												233	H	Marist	58 66	
												233	N	Marist	60 71	
												253	A	Canisius	56 61	
												253	H	Canisius	54 59	
												255	N	Bowling Green	68 73	
												265	A	Niagara	63 71	
												265	H	Niagara	78 66	
												279	A	Manhattan	44 57	
												279	H	Manhattan	65 69	
												324	A	St. Francis Brooklyn	52 58	
												339	H	Fairleigh Dickinson	65 43	
LAST 12 Division I GAMES:																
233	N	Marist	60 71	220	H	Monmouth	42 58									
176	H	Siena	60 76	164	A	Fairfield	38 50									
148	A	Iona	50 51	233	H	Marist	58 66									
265	A	Niagara	63 71	279	A	Manhattan	44 57									
253	A	Canisius	56 61	107	A	Rider	46 47									
164	H	Fairfield	39 56	279	H	Manhattan	65 69									

Non-Div I Games:

Saint Peter's

■ Loss,
 ■ Non-Conf,
 ■ S Site,
 ■ Home
 ■ A Away
 N Neutral

Sam Houston St.

Through Games Of March 9, 2017

Average RPI Win:	323	WON-LOST	WINNING	LAST 10	STRENGTH OF	OPP. STRENGTH	TEAM	ADJ.	CONF.	ADJ CONF.
Average RPI Loss:	199	RECORD	PCT. RANK	GAMES	SCHEDULE	OF SCHEDULE	RPI	RPI	RPI	RPI
DIV. I ONLY	3- 24	338	2- 8	255	307	340	340	27	27	
DIV. I NON-CONF.	0- 9	335	0- 0	211	281	342	342	27	27	
TOTALS	RPI 1-25	RPI 26-50	W-L RECORDS	RPI 51-100	RPI 101-150	RPI 150+				
3- 24	0- 0	0- 1	OVERALL	0- 3	0- 4	3- 16				
3- 7	0- 0	0- 0	HOME	0- 1	0- 2	3- 4				
0- 16	0- 0	0- 1	AWAY	0- 1	0- 1	0- 9				
0- 1	0- 0	0- 0	NEUTRAL	0- 0	0- 0	0- 1				
0- 9	0- 0	0- 1	NON-CONFERENCE	0- 0	0- 0	0- 8				
0- 1	0- 0	0- 0	HOME	0- 0	0- 0	0- 1				
0- 7	0- 0	0- 1	AWAY	0- 0	0- 0	0- 6				
0- 1	0- 0	0- 0	NEUTRAL	0- 0	0- 0	0- 1				
3- 15	0- 0	0- 0	CONFERENCE	0- 3	0- 4	3- 8				
3- 6	0- 0	0- 0	HOME	0- 1	0- 2	3- 3				
0- 9	0- 0	0- 0	AWAY	0- 2	0- 2	0- 5				
0- 0	0- 0	0- 0	NEUTRAL	0- 0	0- 0	0- 0				

RPI S	Opponent	Score	RPI S	Opponent	Score	RPI S	Opponent	Score	RPI S	Opponent	Score	Team's RPI: 340
36	A LSU	41 89	97	A Central Ark.	48 75	106	A Abilene Christian	56 78	106	H Abilene Christian	39 72	
			99	A SFA	49 64	128	A Lamar University	51 84	128	H Lamar University	44 70	
			99	H SFA	65 83	159	A Rice	51 77	166	A TCU	37 81	
						168	A Texas St.	46 69	173	A Arkansas	39 71	
						219	A New Orleans	49 78	236	A UTRGV	50 78	
						236	H UTRGV	45 69	249	N Marshall	50 73	
						269	A Prairie View	65 75	280	H A&M-Corpus Christi	37 63	
						281	A McNeese	56 79	281	H McNeese	58 61	
						294	H Nicholls St.	59 66	303	A Northwestern St.	51 78	
						303	H Northwestern St.	92 73	303	H Northwestern St.	92 73	
						329	H Southeastern La.	68 61	329	H Southeastern La.	68 61	
						333	A Incarnate Word	55 82	333	A Incarnate Word	55 82	
						337	A Houston Baptist	51 61	337	A Houston Baptist	51 61	
						337	H Houston Baptist	78 63	337	H Houston Baptist	78 63	
LAST 12 Division I GAMES:												
99	A SFA	49 64	337	H Houston Baptist	78 63	106	A Abilene Christian	56 78	99	H SFA	65 83	
281	H McNeese	58 61	128	A Lamar University	51 84	329	H Southeastern La.	68 61	280	H A&M-Corpus Christi	37 63	
106	H Abilene Christian	39 72	106	A Abilene Christian	56 78							
303	H Northwestern St.	92 73										
333	A Incarnate Word	55 82										
97	A Central Ark.	48 75										

Non-Div I Games: Wiley 51 57

Sam Houston St.

Loss, Non-Conf, S Site, H Home A Away N Neutral

Average RPI Win: 223	WON-LOST	WINNING	LAST 10	STRENGTH OF	OPP. STRENGTH	TEAM	ADJ.	CONF.	ADJ CONF.
Average RPI Loss: 139	RECORD	PCT. RANK	GAMES	SCHEDULE	OF SCHEDULE	RPI	RPI	RPI	RPI
DIV. I ONLY	11- 19	252	3- 7	149	177	230	230	17	17
DIV. I NON-CONF.	6- 8	203	0- 0	181	109	202	202	20	20
TOTALS	RPI 1-25	RPI 26-50	W-L RECORDS	RPI 51-100	RPI 101-150	RPI 150+			
11- 19	0- 1	0- 1	OVERALL	1- 8	0- 0	10- 9			
7- 6	0- 0	0- 0	HOME	0- 3	0- 0	7- 3			
3- 10	0- 1	0- 1	AWAY	1- 4	0- 0	2- 4			
1- 3	0- 0	0- 0	NEUTRAL	0- 1	0- 0	1- 2			
6- 8	0- 1	0- 1	NON-CONFERENCE	1- 3	0- 0	5- 3			
5- 1	0- 0	0- 0	HOME	0- 1	0- 0	5- 0			
1- 5	0- 1	0- 1	AWAY	1- 2	0- 0	0- 1			
0- 2	0- 0	0- 0	NEUTRAL	0- 0	0- 0	0- 2			
5- 11	0- 0	0- 0	CONFERENCE	0- 5	0- 0	5- 6			
2- 5	0- 0	0- 0	HOME	0- 2	0- 0	2- 3			
2- 5	0- 0	0- 0	AWAY	0- 2	0- 0	2- 3			
1- 1	0- 0	0- 0	NEUTRAL	0- 1	0- 0	1- 0			

RPI 1-25				RPI 26-50				RPI 51-100				RPI 101+ Team's RPI: 230			
RPI	S	Opponent	Score	RPI	S	Opponent	Score	RPI	S	Opponent	Score	RPI	S	Opponent	Score
14	A	Kentucky	57 80	43	A	Harvard	52 57	57	H	Belmont	54 73	164	N	Hampton	57 63
								61	A	Georgia Tech	57 62	167	H	Memphis	48 42
								65	A	Chattanooga	45 51	187	N	UC Riverside	48 51
								65	H	Chattanooga	61 77	189	H	UAB	52 49
								86	A	Georgia	65 59	199	A	UNCG	40 64
								87	A	Wake Forest	40 51	199	H	UNCG	47 55
								92	A	Mercer	49 59	203	A	ETSU	56 61
								92	H	Mercer	68 76	203	H	ETSU	57 69
								92	N	Mercer	52 63	203	N	ETSU	67 64
												205	H	Alabama St.	63 49
												221	H	UT Martin	69 62
												238	A	Wofford	55 48
												238	H	Wofford	57 54
												257	A	Furman	48 53
												257	H	Furman	50 54
												277	A	Western Caro.	49 42
												277	H	Western Caro.	51 50
												301	A	Rhode Island	63 78
												349	H	Alabama A&M	61 37
LAST 12 Division I GAMES:															
				92	N	Mercer	52 63	199	H	UNCG	47 55				
				203	N	ETSU	67 64	65	A	Chattanooga	45 51				
				92	H	Mercer	68 76	203	A	ETSU	56 61				
				238	A	Wofford	55 48	92	A	Mercer	49 59				
				257	A	Furman	48 53	257	H	Furman	50 54				
				277	H	Western Caro.	51 50	238	H	Wofford	57 54				

Non-Div I Games: AUM 72 50

Samford

■ Loss,
 ■ Non-Conf,
 ■ S Site,
 ■ Home
 ■ A Away
 N Neutral

Average RPI Win: 228	WON-LOST	WINNING	LAST 10	STRENGTH OF	OPP. STRENGTH	TEAM	ADJ.	CONF.	ADJ CONF.
Average RPI Loss: 146	RECORD	PCT. RANK	GAMES	SCHEDULE	OF SCHEDULE	RPI	RPI	RPI	RPI
DIV. I ONLY	14- 16	192	4- 6	269	154	224	224	15	15
DIV. I NON-CONF.	6- 4	127	0- 0	250	254	182	182	13	13
TOTALS	RPI 1-25	RPI 26-50	W-L RECORDS	RPI 51-100	RPI 101-150	RPI 150+			
14- 16	0- 0	0- 0	OVERALL	0- 5	1- 7	13- 4			
10- 5	0- 0	0- 0	HOME	0- 2	1- 2	9- 1			
3- 10	0- 0	0- 0	AWAY	0- 0	0- 0	3- 1			
1- 1	0- 0	0- 0	NEUTRAL	0- 1	0- 0	1- 0			
6- 4	0- 0	0- 0	NON-CONFERENCE	0- 0	0- 4	6- 0			
5- 1	0- 0	0- 0	HOME	0- 0	0- 1	5- 0			
1- 3	0- 0	0- 0	AWAY	0- 0	0- 3	1- 0			
0- 0	0- 0	0- 0	NEUTRAL	0- 0	0- 0	0- 0			
8- 12	0- 0	0- 0	CONFERENCE	0- 5	1- 3	7- 4			
5- 4	0- 0	0- 0	HOME	0- 2	1- 1	4- 1			
2- 7	0- 0	0- 0	AWAY	0- 2	0- 2	2- 3			
1- 1	0- 0	0- 0	NEUTRAL	0- 1	0- 0	1- 0			

RPI S	Opponent	Score	RPI S	Opponent	Score	RPI S	Opponent	Score	RPI S	Opponent	Score	Team's RPI: 224
						64	A Gonzaga	57 62	102	A Washington St.	73 83	
						64	H Gonzaga	55 57	109	A St. Mary's (CA)	65 77	
						88	A BYU	63 81	109	H St. Mary's (CA)	73 71	
						88	H BYU	47 65	129	A Northern Colo.	51 54	
						88	N BYU	66 75	130	H North Dakota	61 65	
									132	A Arizona	59 76	
									139	A San Francisco	72 81	
									139	H San Francisco	67 82	
									151	A CSUN	76 67	
									163	A Santa Clara	57 56	
									163	H Santa Clara	60 58	
									201	A Loyola Marymount	55 63	
									201	H Loyola Marymount	61 58	
									214	H UC Santa Barbara	77 63	
									218	H Seattle U	67 44	
									243	A Pacific	64 84	
									243	H Pacific	73 71	
									267	H San Diego St.	91 53	
									275	A Portland	72 54	
									275	H Portland	57 40	
									275	N Portland	74 47	
									285	H Nevada	70 54	
									313	A Pepperdine	40 57	
									313	H Pepperdine	42 55	
									346	H Cal St. Fullerton	103 50	
LAST 12 Division I GAMES:												
			88	N BYU	66 75	313	A Pepperdine	40 57				
			275	N Portland	74 47	243	H Pacific	73 71				
			275	A Portland	72 54	109	A St. Mary's (CA)	65 77				
			64	A Gonzaga	57 62	201	A Loyola Marymount	55 63				
			163	H Santa Clara	60 58	275	H Portland	57 40				
			88	H BYU	47 65	64	H Gonzaga	55 57				

Non-Div I Games:

San Diego

■ Loss,
 ■ Non-Conf,
 ■ S Site,
 ■ Home
 ■ Away
 N Neutral

San Diego St.

Through Games Of March 9, 2017

Average RPI Win:	219	WON-LOST	WINNING	LAST 10	STRENGTH OF	OPP. STRENGTH	TEAM	ADJ.	CONF.	ADJ CONF.
Average RPI Loss:	156	RECORD	PCT. RANK	GAMES	SCHEDULE	OF SCHEDULE	RPI	RPI	RPI	RPI
DIV. I ONLY	9- 19	271	3- 7	195	198	267	267	13	13	
DIV. I NON-CONF.	3- 6	230	0- 0	158	328	236	236	15	15	
TOTALS	RPI 1-25	RPI 26-50	W-L RECORDS	RPI 51-100	RPI 101-150	RPI 150+				
9- 19	0- 0	1- 1	OVERALL	0- 5	1- 3	7- 10				
6- 6	0- 0	1- 1	HOME	0- 1	1- 1	4- 3				
2- 11	0- 0	0- 0	AWAY	0- 3	0- 2	2- 6				
1- 2	0- 0	0- 0	NEUTRAL	0- 1	0- 0	1- 1				
3- 6	0- 0	0- 1	NON-CONFERENCE	0- 2	0- 0	3- 3				
1- 2	0- 0	0- 1	HOME	0- 0	0- 0	1- 1				
1- 3	0- 0	0- 0	AWAY	0- 1	0- 0	1- 2				
1- 1	0- 0	0- 0	NEUTRAL	0- 1	0- 0	1- 0				
6- 13	0- 0	1- 0	CONFERENCE	0- 3	1- 3	4- 7				
5- 4	0- 0	1- 0	HOME	0- 1	1- 1	3- 2				
1- 8	0- 0	0- 0	AWAY	0- 2	0- 2	1- 4				
0- 1	0- 0	0- 0	NEUTRAL	0- 0	0- 0	0- 1				

RPI S	Opponent	Score	RPI S	Opponent	Score	RPI S	Opponent	Score	RPI S	Opponent	Score	Team's RPI: 267
47	H Michigan	57 92	48	H Boise St.	84 77	53	A Colorado St.	43 60	105	A UNLV	62 80	
						53	H Colorado St.	46 80	105	H UNLV	87 68	
						73	A UC Davis	55 75	146	A Fresno St.	50 59	
						84	N UT Arlington	58 64	146	H Fresno St.	51 59	
						98	A Wyoming	67 80	153	A New Mexico	42 85	
									153	H New Mexico	63 51	
									187	A UC Riverside	44 72	
									190	A Utah St.	47 53	
									190	H Utah St.	66 59	
									200	A San Jose St.	80 81	
									200	H San Jose St.	90 99	
									200	N San Jose St.	58 76	
									201	H Loyola Marymount	53 60	
									214	H UC Santa Barbara	84 70	
									224	A San Diego	53 91	
									285	A Nevada	65 88	
									285	H Nevada	83 78	
									305	N Central Conn. St.	80 62	
									322	A Air Force	64 51	
									322	H Air Force	59 62	
									346	A Cal St. Fullerton	71 61	
LAST 12 Division I GAMES:												
200	N San Jose St.	58 76	190	H Utah St.	66 59							
153	H New Mexico	63 51	285	A Nevada	65 88							
322	A Air Force	64 51	200	H San Jose St.	90 99							
53	H Colorado St.	46 80	146	H Fresno St.	51 59							
146	A Fresno St.	50 59	98	A Wyoming	67 80							
105	A UNLV	62 80	53	A Colorado St.	43 60							

Non-Div I Games: Biola 63 48 San Diego Christian 80 70

San Diego St.

Loss, Non-Conf, S Site, H Home A Away N Neutral

San Francisco

Through Games Of March 9, 2017

Average RPI Win:	214	WON-LOST	WINNING	LAST 10	STRENGTH OF	OPP. STRENGTH	TEAM	ADJ.	CONF.	ADJ CONF.
Average RPI Loss:	128	RECORD	PCT. RANK	GAMES	SCHEDULE	OF SCHEDULE	RPI	RPI	RPI	RPI
DIV. I ONLY	18- 13	122	6- 4	180	149	139	139	15	15	
DIV. I NON-CONF.	6- 5	148	0- 0	194	144	156	156	13	13	
TOTALS	RPI 1-25	RPI 26-50	W-L RECORDS	RPI 51-100	RPI 101-150	RPI 150+				
18- 13	0- 0	0- 0	OVERALL	2- 5	1- 5	15- 3				
12- 2	0- 0	0- 0	HOME	2- 1	1- 1	9- 0				
4- 10	0- 0	0- 0	AWAY	0- 3	0- 4	4- 3				
2- 1	0- 0	0- 0	NEUTRAL	0- 1	0- 0	2- 0				
6- 5	0- 0	0- 0	NON-CONFERENCE	0- 2	1- 3	5- 0				
4- 1	0- 0	0- 0	HOME	0- 1	1- 0	3- 0				
1- 4	0- 0	0- 0	AWAY	0- 1	0- 3	1- 0				
1- 0	0- 0	0- 0	NEUTRAL	0- 0	0- 0	1- 0				
12- 8	0- 0	0- 0	CONFERENCE	2- 3	0- 2	10- 3				
8- 1	0- 0	0- 0	HOME	2- 0	0- 1	6- 0				
3- 6	0- 0	0- 0	AWAY	0- 2	0- 1	3- 3				
1- 1	0- 0	0- 0	NEUTRAL	0- 1	0- 0	1- 0				

RPI 1-25			RPI 26-50			RPI 51-100			RPI 101+			Team's RPI: 139
RPI	S	Opponent	Score	RPI	S	Opponent	Score	RPI	S	Opponent	Score	
						54 A California	52 75	102 A Washington St.		35 73		
						64 A Gonzaga	46 61	109 A St. Mary's (CA)		72 75		
						64 H Gonzaga	77 72	109 H St. Mary's (CA)		62 64		
						64 N Gonzaga	46 77	122 H Long Beach St.		73 71		
						73 H UC Davis	58 78	130 A North Dakota		63 71		
						88 A BYU	61 73	146 A Fresno St.		48 61		
						88 H BYU	70 63	163 A Santa Clara		61 74		
								163 H Santa Clara		77 68		
								200 H San Jose St.		79 71		
								201 A Loyola Marymount		79 72		
								201 H Loyola Marymount		89 73		
								201 N Loyola Marymount		80 67		
								218 H Seattle U		73 59		
								224 A San Diego		82 67		
								224 H San Diego		81 72		
								243 A Pacific		60 63		
								243 H Pacific		67 64		
								272 A Cal Poly		73 67		
								275 A Portland		75 56		
								275 H Portland		83 71		
								277 N Western Caro.		73 52		
								287 H Sacramento St.		91 80		
								313 A Pepperdine		59 81		
								313 H Pepperdine		84 78		
LAST 12 Division I GAMES:												
						64 N Gonzaga	46 77	88 A BYU		61 73		
						201 N Loyola Marymount	80 67	163 A Santa Clara		61 74		
						313 H Pepperdine	84 78	201 A Loyola Marymount		79 72		
						201 H Loyola Marymount	89 73	313 A Pepperdine		59 81		
						275 H Portland	83 71	243 H Pacific		67 64		
						64 H Gonzaga	77 72	109 H St. Mary's (CA)		62 64		

Non-Div I Games:

San Francisco

■ Loss,
 ■ Non-Conf,
 ■ S Site,
 ■ Home
 ■ A Away
 N Neutral

San Jose St.

Through Games Of March 9, 2017

Average RPI Win:	238	WON-LOST	WINNING	LAST 10	STRENGTH OF	OPP. STRENGTH	TEAM	ADJ.	CONF.	ADJ CONF.
Average RPI Loss:	110	RECORD	PCT. RANK	GAMES	SCHEDULE	OF SCHEDULE	RPI	RPI	RPI	RPI
DIV. I ONLY	10- 21	268	4- 6	97	115	200	200	13	13	
DIV. I NON-CONF.	2- 9	293	0- 0	89	35	230	230	15	15	
TOTALS	RPI 1-25	RPI 26-50	W-L RECORDS	RPI 51-100	RPI 101-150	RPI 150+				
10- 21	0- 1	0- 4	OVERALL	0- 6	2- 5	8- 5				
5- 7	0- 0	0- 1	HOME	0- 2	1- 2	4- 2				
4- 11	0- 0	0- 2	AWAY	0- 3	1- 2	3- 3				
1- 3	0- 1	0- 1	NEUTRAL	0- 1	0- 0	1- 0				
2- 9	0- 1	0- 2	NON-CONFERENCE	0- 1	0- 3	2- 2				
1- 2	0- 0	0- 0	HOME	0- 0	0- 1	1- 1				
1- 5	0- 0	0- 1	AWAY	0- 1	0- 2	1- 1				
0- 2	0- 1	0- 1	NEUTRAL	0- 0	0- 0	0- 0				
8- 12	0- 0	0- 2	CONFERENCE	0- 5	2- 2	6- 3				
4- 5	0- 0	0- 1	HOME	0- 2	1- 1	3- 1				
3- 6	0- 0	0- 1	AWAY	0- 2	1- 1	2- 2				
1- 1	0- 0	0- 0	NEUTRAL	0- 1	0- 0	1- 0				

RPI 1-25				RPI 26-50				RPI 51-100				RPI 101+ Team's RPI: 200			
RPI	S	Opponent	Score	RPI	S	Opponent	Score	RPI	S	Opponent	Score	RPI	S	Opponent	Score
5	N	Mississippi St.	51 88	34	A	Arizona St.	37 82	53	A	Colorado St.	67 70	105	A	UNLV	76 65
				35	N	Oregon	62 91	53	H	Colorado St.	56 68	105	H	UNLV	55 63
				48	A	Boise St.	64 86	53	N	Colorado St.	60 65	109	H	St. Mary's (CA)	64 85
				48	H	Boise St.	61 69	78	A	South Dakota	69 84	139	A	San Francisco	71 79
								98	A	Wyoming	60 89	141	A	New Mexico St.	55 66
								98	H	Wyoming	59 68	146	A	Fresno St.	74 88
												146	H	Fresno St.	77 68
												153	H	New Mexico	72 82
												163	H	Santa Clara	75 64
												190	A	Utah St.	78 82
												196	A	Nebraska	61 83
												240	A	Hawaii	77 61
												243	H	Pacific	96 99
												267	A	San Diego St.	99 90
												267	H	San Diego St.	81 80
												267	N	San Diego St.	76 58
												285	A	Nevada	85 108
												285	H	Nevada	107 84
												322	A	Air Force	83 67
												322	H	Air Force	86 74
LAST 12 Division I GAMES:															
				53	N	Colorado St.	60 65	322	A	Air Force	83 67				
				267	N	San Diego St.	76 58	146	H	Fresno St.	77 68				
				98	H	Wyoming	59 68	105	H	UNLV	55 63				
				285	A	Nevada	85 108	267	A	San Diego St.	99 90				
				48	H	Boise St.	61 69	153	H	New Mexico	72 82				
				190	A	Utah St.	78 82	105	A	UNLV	76 65				

Non-Div I Games: Stanislaus St. 90 85

San Jose St.

Loss, Non-Conf, S Site, H Home A Away N Neutral

Santa Clara

Through Games Of March 9, 2017

Average RPI Win:	202	WON-LOST	WINNING	LAST 10	STRENGTH OF	OPP. STRENGTH	TEAM	ADJ.	CONF.	ADJ CONF.
Average RPI Loss:	115	RECORD	PCT. RANK	GAMES	SCHEDULE	OF SCHEDULE	RPI	RPI	RPI	RPI
DIV. I ONLY	13- 16	206	5- 5	96	145	163	163	15	15	
DIV. I NON-CONF.	4- 6	209	0- 1	17	108	94	94	13	13	
TOTALS	RPI 1-25	RPI 26-50	W-L RECORDS	RPI 51-100	RPI 101-150	RPI 150+				
13- 16	0- 0	1- 1	OVERALL	1- 7	2- 4	9- 4				
7- 4	0- 0	0- 0	HOME	1- 2	1- 1	5- 1				
4- 8	0- 0	0- 0	AWAY	0- 0	0- 0	4- 0				
2- 4	0- 0	1- 1	NEUTRAL	0- 2	1- 1	0- 0				
4- 6	0- 0	1- 1	NON-CONFERENCE	0- 4	1- 0	2- 1				
1- 1	0- 0	0- 0	HOME	0- 1	0- 0	1- 0				
1- 2	0- 0	0- 0	AWAY	0- 1	0- 0	1- 1				
2- 3	0- 0	1- 1	NEUTRAL	0- 2	1- 0	0- 0				
9- 10	0- 0	0- 0	CONFERENCE	1- 3	1- 4	7- 3				
6- 3	0- 0	0- 0	HOME	1- 1	1- 1	4- 1				
3- 6	0- 0	0- 0	AWAY	0- 2	0- 2	3- 2				
0- 1	0- 0	0- 0	NEUTRAL	0- 0	0- 1	0- 0				

RPI S	Opponent	Score	RPI S	Opponent	Score	RPI S	Opponent	Score	RPI S	Opponent	Score	Team's RPI: 163
27 N	Marquette	65 62	54 A	California	58 73	109 A	St. Mary's (CA)	53 55	109 A	St. Mary's (CA)	58 73	
30 N	South Fla.	54 63	64 A	Gonzaga	39 51	109 H	St. Mary's (CA)	58 73	109 N	St. Mary's (CA)	57 60	
			64 H	Gonzaga	49 50	139 A	San Francisco	68 77	139 A	San Francisco	74 61	
			67 H	Northwestern	75 87	139 H	San Francisco	74 61	141 N	New Mexico St.	60 46	
			74 N	Montana St.	50 77	157 H	Idaho St.	82 78	200 A	San Jose St.	64 75	
			82 N	Oklahoma St.	53 67	201 A	Loyola Marymount	50 61	201 H	Loyola Marymount	71 64	
			88 A	BYU	66 72	214 A	UC Santa Barbara	69 58	224 A	San Diego	58 60	
			88 H	BYU	64 63	224 H	San Diego	56 57	243 A	Pacific	61 51	
						243 H	Pacific	68 51	275 A	Portland	56 44	
						275 H	Portland	68 56	313 A	Pepperdine	69 48	
						313 H	Pepperdine	61 40				
LAST 12 Division I GAMES:												
109 N	St. Mary's (CA)	57 60	243 H	Pacific	68 51							
30 N	South Fla.	54 63	139 H	San Francisco	74 61							
109 H	St. Mary's (CA)	58 73	64 H	Gonzaga	49 50							
243 A	Pacific	61 51	275 H	Portland	68 56							
224 A	San Diego	58 60	109 A	St. Mary's (CA)	53 55							
313 A	Pepperdine	69 48	88 A	BYU	66 72							

Non-Div I Games: UC Santa Cruz 85 39

Santa Clara

Loss, Non-Conf, S Site, H Home A Away N Neutral

Average RPI Win: 294		WON-LOST	WINNING	LAST 10	STRENGTH OF	OPP. STRENGTH	TEAM	ADJ.	CONF.	ADJ CONF.
Average RPI Loss: 185		RECORD	PCT. RANK	GAMES	SCHEDULE	OF SCHEDULE	RPI	RPI	RPI	RPI
DIV. I ONLY		10- 19	259	4- 5	278	318	296	296	32	32
DIV. I NON-CONF.		1- 10	325	0- 0	64	67	278	278	31	31
TOTALS		RPI 1-25	RPI 26-50	W-L RECORDS	RPI 51-100	RPI 101-150	RPI 150+			
10- 19	0- 2		0- 1	OVERALL	0- 3	0- 0	10- 13			
7- 6	0- 1		0- 0	HOME	0- 1	0- 0	7- 4			
2- 12	0- 1		0- 1	AWAY	0- 2	0- 0	2- 8			
1- 1	0- 0		0- 0	NEUTRAL	0- 0	0- 0	1- 1			
1- 10	0- 2		0- 1	NON-CONFERENCE	0- 3	0- 0	1- 4			
1- 4	0- 1		0- 0	HOME	0- 1	0- 0	1- 2			
0- 6	0- 1		0- 1	AWAY	0- 2	0- 0	0- 2			
0- 0	0- 0		0- 0	NEUTRAL	0- 0	0- 0	0- 0			
9- 9	0- 0		0- 0	CONFERENCE	0- 0	0- 0	9- 9			
6- 2	0- 0		0- 0	HOME	0- 0	0- 0	6- 2			
2- 6	0- 0		0- 0	AWAY	0- 0	0- 0	2- 6			
1- 1	0- 0		0- 0	NEUTRAL	0- 0	0- 0	1- 1			

RPI 1-25					
RPI	S	Opponent	Score		
3	H	South Carolina	30	70	
9	A	Washington	36	87	
RPI 26-50					
RPI	S	Opponent	Score		
46	A	Auburn	46	75	
RPI 51-100					
RPI	S	Opponent	Score		
60	A	Iowa St.	51	74	
90	A	FGCU	40	89	
95	H	Jacksonville	40	55	
Team's RPI: 296					
RPI	S	Opponent	Score		
164	A	Hampton	46	75	
164	H	Hampton	55	51	
170	H	Bethune-Cookman	31	38	
170	N	Bethune-Cookman	43	53	
197	A	Seton Hall	60	74	
205	H	Alabama St.	54	39	
229	A	Howard	49	55	
247	H	Ga. Southern	45	50	
251	H	Jacksonville St.	57	64	
260	A	UMES	59	58	
271	A	Kennesaw St.	60	72	
278	A	N.C. A&T	54	89	
283	A	Norfolk St.	55	61	
283	H	Norfolk St.	59	53	
291	H	Coppin St.	47	59	
325	H	Florida A&M	56	52	
330	A	Morgan St.	43	50	
330	H	Morgan St.	66	62	
330	N	Morgan St.	59	51	
335	A	N.C. Central	51	58	
347	H	Delaware St.	64	57	
348	A	South Carolina St.	60	49	
348	H	South Carolina St.	53	45	

Non-Div I Games:	Columbia (SC)	68	52	Allen	91	48
------------------	---------------	----	----	-------	----	----

Savannah St.

■ Loss, ■ Non-Conf, S Site, H Home A Away N Neutral

Season 9				Through Games of March 9, 1917						
Average RPI Win:	296	WON-LOST	WINNING	LAST 10	STRENGTH OF	OPP. STRENGTH	TEAM	ADJ.	CONF.	ADJ CONF.
Average RPI Loss:	144	RECORD	PCT. RANK	GAMES	SCHEDULE	OF SCHEDULE	RPI	RPI	RPI	RPI
DIV. I ONLY	14- 16	192	7- 3	242	301	218	218	29	29	
DIV. I NON-CONF.	3- 12	288	0- 0	106	242	265	265	29	29	

TOTALS	RPI 1-25	RPI 26-50		W-L RECORDS		RPI 51-100	RPI 101-150	RPI 150+		
14- 16	0- 1	0- 1		OVERALL		0- 2	0- 5	14- 7		
7- 7	0- 1	0- 0		HOME		0- 0	0- 2	7- 4		
6- 9	0- 0	0- 1		AWAY		0- 2	0- 3	6- 3		
1- 0	0- 0	0- 0		NEUTRAL		0- 0	0- 0	1- 0		
3- 12	0- 1	0- 1		NON-CONFERENCE		0- 2	0- 3	3- 5		
2- 5	0- 1	0- 0		HOME		0- 0	0- 1	2- 3		
1- 7	0- 0	0- 1		AWAY		0- 2	0- 2	1- 2		
0- 0	0- 0	0- 0		NEUTRAL		0- 0	0- 0	0- 0		
11- 4	0- 0	0- 0		CONFERENCE		0- 0	0- 2	11- 2		
5- 2	0- 0	0- 0		HOME		0- 0	0- 1	5- 1		
5- 2	0- 0	0- 0		AWAY		0- 0	0- 1	5- 1		
1- 0	0- 0	0- 0		NEUTRAL		0- 0	0- 0	1- 0		

RPI 1-25			
RPI	S	Opponent	Score
9	H	Washington	64 94
RPI 26-50			
RPI	S	Opponent	Score
48	A	Boise St.	68 73
RPI 51-100			
RPI	S	Opponent	Score
53	A	Colorado St.	62 66
74	A	Montana St.	56 75
RPI 101+ Team's RPI: 218			
RPI	S	Opponent	Score
101	A	SMU	43 77
139	A	San Francisco	59 73
141	A	New Mexico St.	69 73
141	H	New Mexico St.	61 64
150	H	Idaho	64 68
151	H	CSUN	64 68
187	A	UC Riverside	54 58
201	H	Loyola Marymount	59 62
207	H	Portland St.	71 79
214	H	UC Santa Barbara	58 53
224	A	San Diego	44 67
236	A	UTRGV	67 54
236	H	UTRGV	57 58
245	A	Grand Canyon	77 82
245	H	Grand Canyon	86 60
263	A	CSU Bakersfield	63 52
263	H	CSU Bakersfield	54 47
297	A	UMKC	75 65
297	H	UMKC	74 52
311	A	Denver	75 72
323	H	Montana	60 44
332	A	Utah Valley	69 51
332	H	Utah Valley	65 55
344	A	Chicago St.	64 51
344	H	Chicago St.	82 53
344	N	Chicago St.	78 60
LAST 12 Division I GAMES:			
344	N	Chicago St.	78 60
332	H	Utah Valley	65 55
141	H	New Mexico St.	61 64
236	H	UTRGV	57 58
263	A	CSU Bakersfield	63 52
245	A	Grand Canyon	77 82
297	H	UMKC	74 52
344	H	Chicago St.	82 53
332	A	Utah Valley	69 51
236	A	UTRGV	67 54
141	A	New Mexico St.	69 73
245	H	Grand Canyon	86 60

Non-Div I Games:

Seattle U

Loss, Non-Conf, S Site, H Home A Away N Neutral

Average RPI Win:	205	WON-LOST	WINNING	LAST 10	STRENGTH OF	OPP. STRENGTH	TEAM	ADJ.	CONF.	ADJ CONF.
Average RPI Loss:	87	RECORD	PCT. RANK	GAMES	SCHEDULE	OF SCHEDULE	RPI	RPI	RPI	RPI
DIV. I ONLY	12- 19	236	2- 8	116	78	197	197	7	7	
DIV. I NON-CONF.	7- 4	114	0- 0	256	145	169	169	7	7	
TOTALS	RPI 1-25	RPI 26-50	W-L RECORDS	RPI 51-100	RPI 101-150	RPI 150+				
12- 19	0- 5	0- 2	OVERALL	2- 7	1- 1	9- 4				
10- 6	0- 2	0- 1	HOME	2- 3	1- 0	7- 0				
1- 12	0- 2	0- 1	AWAY	0- 4	0- 1	1- 4				
1- 1	0- 1	0- 0	NEUTRAL	0- 0	0- 0	1- 0				
7- 4	0- 0	0- 0	NON-CONFERENCE	1- 2	1- 1	5- 1				
6- 1	0- 0	0- 0	HOME	1- 1	1- 0	4- 0				
1- 3	0- 0	0- 0	AWAY	0- 1	0- 1	1- 1				
0- 0	0- 0	0- 0	NEUTRAL	0- 0	0- 0	0- 0				
5- 15	0- 5	0- 2	CONFERENCE	1- 5	0- 0	4- 3				
4- 5	0- 2	0- 1	HOME	1- 2	0- 0	3- 0				
0- 9	0- 2	0- 1	AWAY	0- 3	0- 0	0- 3				
1- 1	0- 1	0- 0	NEUTRAL	0- 0	0- 0	1- 0				

RPI	S	Opponent	Score	RPI	S	Opponent	Score	RPI	S	Opponent	Score	RPI	S	Opponent	Score	Team's RPI: 197
17	A	DePaul	60 86	27	A	Marquette	60 103	66	A	Villanova	52 69	107	H	Rider	89 81	
17	H	DePaul	65 96	27	H	Marquette	77 83	66	H	Villanova	52 87	115	A	Princeton	67 94	
17	N	DePaul	60 92					68	A	St. John's (NY)	71 77	175	H	Boston College	71 66	
23	A	Creighton	44 61					68	H	St. John's (NY)	64 59	195	A	Providence	57 74	
23	H	Creighton	60 70					69	A	Georgetown	58 77	195	H	Providence	55 43	
								69	H	Georgetown	60 77	195	N	Providence	73 60	
								72	A	Minnesota	57 90	204	A	Xavier	64 72	
								84	H	UT Arlington	61 86	204	H	Xavier	71 62	
								87	H	Wake Forest	70 63	228	A	Rutgers	45 53	
												233	A	Marist	76 63	
												259	A	Butler	58 79	
												259	H	Butler	65 63	
												296	H	Savannah St.	74 60	
												305	H	Central Conn. St.	78 70	
												336	H	LIU Brooklyn	77 59	
LAST 12 Division I GAMES:																
17	N	DePaul	60 92	69	H	Georgetown	60 77									
195	N	Providence	73 60	17	A	DePaul	60 86									
68	A	St. John's (NY)	71 77	27	A	Marquette	60 103									
195	A	Providence	57 74	259	H	Butler	65 63									
23	A	Creighton	44 61	204	H	Xavier	71 62									
66	H	Villanova	52 87	23	H	Creighton	60 70									

Non-Div I Games:

Seton Hall

■ Loss,
 ■ Non-Conf,
 ■ S Site,
 ■ H Home
 ■ A Away
 N Neutral

Average RPI Win: 241	WON-LOST	WINNING	LAST 10	STRENGTH OF	OPP. STRENGTH	TEAM	ADJ.	CONF.	ADJ CONF.
Average RPI Loss: 125	RECORD	PCT. RANK	GAMES	SCHEDULE	OF SCHEDULE	RPI	RPI	RPI	RPI
DIV. I ONLY	14- 16	192	6- 4	132	219	176	176	19	19
DIV. I NON-CONF.	1- 8	314	0- 0	34	200	256	256	17	17
TOTALS	RPI 1-25	RPI 26-50	W-L RECORDS	RPI 51-100	RPI 101-150	RPI 150+			
14- 16	0- 0	0- 4	OVERALL	0- 2	2- 4	12- 6			
8- 7	0- 0	0- 2	HOME	0- 1	1- 2	7- 2			
6- 9	0- 0	0- 2	AWAY	0- 1	1- 2	5- 4			
0- 0	0- 0	0- 0	NEUTRAL	0- 0	0- 0	0- 0			
1- 8	0- 0	0- 2	NON-CONFERENCE	0- 2	0- 1	1- 3			
1- 3	0- 0	0- 1	HOME	0- 1	0- 0	1- 1			
0- 5	0- 0	0- 1	AWAY	0- 1	0- 1	0- 2			
0- 0	0- 0	0- 0	NEUTRAL	0- 0	0- 0	0- 0			
13- 8	0- 0	0- 2	CONFERENCE	0- 0	2- 3	11- 3			
7- 4	0- 0	0- 1	HOME	0- 0	1- 2	6- 1			
6- 4	0- 0	0- 1	AWAY	0- 0	1- 1	5- 2			
0- 0	0- 0	0- 0	NEUTRAL	0- 0	0- 0	0- 0			

RPI 1-25			RPI 26-50			RPI 51-100			RPI 101+ Team's RPI: 176		
RPI	S	Opponent	Score	RPI	S	Opponent	Score	RPI	S	Opponent	Score
				31	A	Syracuse	65 102	76	H	New Hampshire	67 77
				33	A	Quinnipiac	47 73	90	A	FGCU	42 66
				33	H	Quinnipiac	60 76				
				43	H	Harvard	58 65				
LAST 12 Division I GAMES:											
				148	H	Iona	47 67	279	H	Manhattan	67 62
				148	H	Iona	57 53	107	A	Rider	70 72
				328	A	Saint Peter's	76 60	233	H	Marist	59 70
				253	A	Canisius	77 67	220	A	Monmouth	91 86
				265	A	Niagara	70 68	253	H	Canisius	67 42
				33	H	Quinnipiac	60 76	233	A	Marist	69 68
								265	H	Niagara	71 53
								273	H	Colgate	71 63
								279	A	Manhattan	66 68
								279	H	Manhattan	67 62
								328	A	Saint Peter's	76 60
								328	H	Saint Peter's	80 55

Non-Div I Games:

Siena

Average RPI Win:	263	WON-LOST	WINNING	LAST 10	STRENGTH OF	OPP. STRENGTH	TEAM	ADJ.	CONF.	ADJ CONF.
Average RPI Loss:	138	RECORD	PCT. RANK	GAMES	SCHEDULE	OF SCHEDULE	RPI	RPI	RPI	RPI
DIV. I ONLY	9- 20	273	4- 6	132	239	241	241	21	21	
DIV. I NON-CONF.	3- 6	230	0- 0	91	207	190	190	19	19	
TOTALS	RPI 1-25	RPI 26-50	W-L RECORDS	RPI 51-100	RPI 101-150	RPI 150+				
9- 20	0- 0	0- 3	OVERALL	0- 6	0- 4	9- 7				
3- 9	0- 0	0- 2	HOME	0- 1	0- 2	3- 4				
4- 9	0- 0	0- 1	AWAY	0- 3	0- 2	4- 3				
2- 2	0- 0	0- 0	NEUTRAL	0- 2	0- 0	2- 0				
3- 6	0- 0	0- 1	NON-CONFERENCE	0- 3	0- 1	3- 1				
1- 2	0- 0	0- 1	HOME	0- 0	0- 1	1- 0				
1- 3	0- 0	0- 0	AWAY	0- 2	0- 0	1- 1				
1- 1	0- 0	0- 0	NEUTRAL	0- 1	0- 0	1- 0				
6- 14	0- 0	0- 2	CONFERENCE	0- 3	0- 3	6- 6				
2- 7	0- 0	0- 1	HOME	0- 1	0- 1	2- 4				
3- 6	0- 0	0- 1	AWAY	0- 1	0- 2	3- 2				
1- 1	0- 0	0- 0	NEUTRAL	0- 1	0- 0	1- 0				

RPI S	Opponent	Score	RPI S	Opponent	Score	RPI S	Opponent	Score	RPI S	Opponent	Score	Team's RPI: 241
38	H North Carolina St.	31 74	83	N Florida	33 85	110	H Southern Miss.	48 57				
45	A Little Rock	54 71	84	A UT Arlington	41 53	125	A Troy	71 75				
45	H Little Rock	44 50	84	H UT Arlington	49 73	125	H Troy	57 73				
			84	N UT Arlington	53 65	147	A Louisiana	38 62				
			94	A UCF	58 70	168	A Texas St.	39 55				
			95	A Jacksonville	55 62	168	H Texas St.	44 57				
						189	A UAB	41 66				
						213	H Appalachian St.	54 41				
						219	A New Orleans	65 62				
						223	H Southern U.	55 48				
						247	A Ga. Southern	55 46				
						247	H Ga. Southern	45 53				
						256	H Coastal Caro.	45 61				
						260	A Georgia St.	77 47				
						260	H Georgia St.	45 55				
						260	N Georgia St.	49 44				
						293	N North Florida	62 55				
						318	A Arkansas St.	53 56				
						318	H Arkansas St.	71 49				
						331	A La.-Monroe	74 44				
LAST 12 Division I GAMES:												
84	N UT Arlington	53 65	213	H Appalachian St.	54 41							
260	N Georgia St.	49 44	256	H Coastal Caro.	45 61							
318	H Arkansas St.	71 49	331	A La.-Monroe	74 44							
45	H Little Rock	44 50	147	A Louisiana	38 62							
84	A UT Arlington	41 53	125	A Troy	71 75							
168	A Texas St.	39 55	247	H Ga. Southern	45 53							

Non-Div I Games: Spring Hill 38 33 William Carey 62 39

South Ala.

South Carolina

Through Games Of March 9, 2017

Average RPI Win:	83	WON-LOST	WINNING	LAST 10	STRENGTH OF	OPP. STRENGTH	TEAM	ADJ.	CONF.	ADJ CONF.
Average RPI Loss:	13	RECORD	PCT. RANK	GAMES	SCHEDULE	OF SCHEDULE	RPI	RPI	RPI	RPI
DIV. I ONLY	27- 4	7	8- 2	4	1	3	3	2	2	
DIV. I NON-CONF.	10- 2	32	0- 1	11	2	3	3	2	2	
TOTALS	RPI 1-25	RPI 26-50	W-L RECORDS	RPI 51-100	RPI 101-150	RPI 150+				
27- 4	10- 4	3- 0	OVERALL	5- 0	5- 0	4- 0				
13- 1	3- 1	1- 0	HOME	2- 0	5- 0	2- 0				
10- 3	4- 3	2- 0	AWAY	2- 0	0- 0	2- 0				
4- 0	3- 0	0- 0	NEUTRAL	1- 0	0- 0	0- 0				
10- 2	4- 2	0- 0	NON-CONFERENCE	1- 0	2- 0	3- 0				
6- 0	1- 0	0- 0	HOME	1- 0	2- 0	2- 0				
3- 2	2- 2	0- 0	AWAY	0- 0	0- 0	1- 0				
1- 0	1- 0	0- 0	NEUTRAL	0- 0	0- 0	0- 0				
17- 2	6- 2	3- 0	CONFERENCE	4- 0	3- 0	1- 0				
7- 1	2- 1	1- 0	HOME	1- 0	3- 0	0- 0				
7- 1	2- 1	2- 0	AWAY	2- 0	0- 0	1- 0				
3- 0	2- 0	0- 0	NEUTRAL	1- 0	0- 0	0- 0				

RPI	S	Opponent	Score	RPI	S	Opponent	Score	RPI	S	Opponent	Score	RPI	S	Opponent	Score
1	A	UConn	55 66	36	A	LSU	84 61	72	H	Minnesota	98 58	111	H	Vanderbilt	82 51
5	H	Mississippi St.	64 61	46	A	Auburn	73 47	83	A	Florida	81 62	113	H	Clemson	83 61
5	N	Mississippi St.	59 49	46	H	Auburn	60 41	86	A	Georgia	62 44	116	H	Ole Miss	65 46
8	A	Duke	63 74					86	H	Georgia	66 63	125	H	Maine	79 42
10	H	UCLA	66 57					86	N	Georgia	72 48	131	H	Alabama	93 45
11	N	Louisville	83 59									164	H	Hampton	92 38
13	A	Texas	76 67									173	A	Arkansas	79 49
14	A	Kentucky	75 63									296	A	Savannah St.	70 30
14	H	Kentucky	95 87									328	H	Saint Peter's	93 38
14	N	Kentucky	89 77												
20	H	Tennessee	74 76												
21	A	Texas A&M	80 64												
24	A	Missouri	60 62												
25	A	Ohio St.	92 80												
LAST 12 Division I GAMES:															
		5 N Mississippi St.	59 49			111 H Vanderbilt	82 51								
		14 N Kentucky	89 77			1 A UConn	55 66								
		86 N Georgia	72 48			46 H Auburn	60 41								
		14 H Kentucky	95 87			173 A Arkansas	79 49								
		21 A Texas A&M	80 64			14 A Kentucky	75 63								
		24 A Missouri	60 62			20 H Tennessee	74 76								

Non-Div I Games:

South Carolina

Loss, Non-Conf, S Site, H Home A Away N Neutral

Average RPI Win:	312	WON-LOST	WINNING	LAST 10	STRENGTH OF	OPP. STRENGTH	TEAM	ADJ.	CONF.	ADJ CONF.
Average RPI Loss:	248	RECORD	PCT. RANK	GAMES	SCHEDULE	OF SCHEDULE	RPI	RPI	RPI	RPI
DIV. I ONLY	3- 23	337	0- 10	348	333	348	348	32	32	
DIV. I NON-CONF.	1- 8	314	0- 0	336	234	345	345	31	31	
TOTALS	RPI 1-25	RPI 26-50	W-L RECORDS	RPI 51-100	RPI 101-150	RPI 150+				
3- 23	0- 0	0- 0	OVERALL	0- 1	0- 2	3- 20				
1- 8	0- 0	0- 0	HOME	0- 0	0- 0	1- 8				
2- 13	0- 0	0- 0	AWAY	0- 1	0- 2	2- 10				
0- 2	0- 0	0- 0	NEUTRAL	0- 0	0- 0	0- 2				
1- 8	0- 0	0- 0	NON-CONFERENCE	0- 1	0- 2	1- 5				
0- 1	0- 0	0- 0	HOME	0- 0	0- 0	0- 1				
1- 6	0- 0	0- 0	AWAY	0- 1	0- 2	1- 3				
0- 1	0- 0	0- 0	NEUTRAL	0- 0	0- 0	0- 1				
2- 15	0- 0	0- 0	CONFERENCE	0- 0	0- 0	2- 15				
1- 7	0- 0	0- 0	HOME	0- 0	0- 0	1- 7				
1- 7	0- 0	0- 0	AWAY	0- 0	0- 0	1- 7				
0- 1	0- 0	0- 0	NEUTRAL	0- 0	0- 0	0- 1				

RPI S	Opponent	Score	RPI S	Opponent	Score	RPI S	Opponent	Score	RPI S	Opponent	Score	Team's RPI: 348
						86 A	Georgia	50 64	113 A	Clemson	36 56	
									119 A	North Carolina	49 82	
									164 A	Hampton	46 80	
									164 H	Hampton	50 51	
									170 H	Bethune-Cookman	34 64	
									229 A	Howard	57 75	
									238 A	Wofford	65 66	
									247 A	Ga. Southern	58 74	
									254 A	Charleston So.	62 67	
									256 N	Coastal Caro.	54 63	
									260 A	UMES	67 60	
									278 A	N.C. A&T	54 66	
									283 A	Norfolk St.	68 83	
									283 H	Norfolk St.	53 68	
									291 A	Coppin St.	54 70	
									291 H	Coppin St.	63 66	
									296 A	Savannah St.	45 53	
									296 H	Savannah St.	49 60	
									315 H	USC Upstate	67 73	
									325 H	Florida A&M	61 81	
									325 N	Florida A&M	61 65	
									330 H	Morgan St.	50 46	
									335 A	N.C. Central	41 52	
									345 A	Winthrop	63 55	
									347 H	Delaware St.	70 72	
LAST 12 Division I GAMES:												
			325 N	Florida A&M	61 65		335 A	N.C. Central	41 52			
			296 A	Savannah St.	45 53		164 H	Hampton	50 51			
			325 H	Florida A&M	61 81		283 H	Norfolk St.	53 68			
			291 H	Coppin St.	63 66		229 A	Howard	57 75			
			283 A	Norfolk St.	68 83		260 A	UMES	67 60			
			278 A	N.C. A&T	54 66		164 A	Hampton	46 80			

Non-Div I Games: St. Andrews 72 35 Morris 85 57

South Carolina St.

Loss, Non-Conf, S Site, H Home A Away N Neutral

South Dakota

Through Games Of March 9, 2017

Average RPI Win:	191	WON-LOST	WINNING	LAST 10	STRENGTH OF	OPP. STRENGTH	TEAM	ADJ.	CONF.	ADJ CONF.
Average RPI Loss:	118	RECORD	PCT. RANK	GAMES	SCHEDULE	OF SCHEDULE	RPI	RPI	RPI	RPI
DIV. I ONLY	20- 8	61	5- 5	182	127	78	78	11	11	
DIV. I NON-CONF.	9- 2	37	0- 0	159	168	41	41	10	10	
TOTALS	RPI 1-25	RPI 26-50	W-L RECORDS	RPI 51-100	RPI 101-150	RPI 150+				
20- 8	0- 0	1- 1	OVERALL	3- 4	3- 1	13- 2				
10- 1	0- 0	1- 0	HOME	2- 1	1- 0	6- 0				
7- 6	0- 0	0- 1	AWAY	0- 3	2- 0	5- 2				
3- 1	0- 0	0- 0	NEUTRAL	1- 0	0- 1	2- 0				
9- 2	0- 0	0- 0	NON-CONFERENCE	2- 1	1- 0	6- 1				
3- 0	0- 0	0- 0	HOME	1- 0	0- 0	2- 0				
3- 2	0- 0	0- 0	AWAY	0- 1	1- 0	2- 1				
3- 0	0- 0	0- 0	NEUTRAL	1- 0	0- 0	2- 0				
11- 6	0- 0	1- 1	CONFERENCE	1- 3	2- 1	7- 1				
7- 1	0- 0	1- 0	HOME	1- 1	1- 0	4- 0				
4- 4	0- 0	0- 1	AWAY	0- 2	1- 0	3- 1				
0- 1	0- 0	0- 0	NEUTRAL	0- 0	0- 1	0- 0				

RPI S	Opponent	Score	RPI S	Opponent	Score	RPI S	Opponent	Score	RPI S	Opponent	Score
37	A South Dakota St.	58 70	37	H South Dakota St.	65 62	59	A Western Ill.	75 81	143	A Tulsa	71 68
						59	H Western Ill.	78 86	149	A Omaha	60 52
						62	A IUPUI	42 63	149	H Omaha	91 56
						62	H IUPUI	75 62	149	N Omaha	58 64
						81	N Northern Ill.	97 83	161	A Oral Roberts	69 47
						98	A Wyoming	62 69	161	H Oral Roberts	79 50
						99	H SFA	80 74	169	N Southern Ill.	68 57
									173	A Arkansas	67 70
									187	A UC Riverside	61 55
									200	H San Jose St.	84 69
									202	N SIUE	75 68
									208	H Illinois	77 68
									263	A CSU Bakersfield	75 60
									304	A North Dakota St.	73 83
									304	H North Dakota St.	80 48
									311	A Denver	53 44
									311	H Denver	70 64
									316	A Fort Wayne	82 55
									316	H Fort Wayne	87 59
LAST 12 Division I GAMES:											
149	N Omaha	58 64	37	A South Dakota St.	58 70	311	A Denver	53 44			
59	A Western Ill.	75 81	59	H Western Ill.	78 86	304	H North Dakota St.	80 48			
62	A IUPUI	42 63	316	H Fort Wayne	87 59	149	A Omaha	60 52			
149	H Omaha	91 56									
161	H Oral Roberts	79 50									
316	A Fort Wayne	82 55									

Non-Div I Games: Concordia-St. Paul 83 58 Northwestern (IA) 100 57

South Dakota

Average RPI Win:	182	WON-LOST	WINNING	LAST 10	STRENGTH OF	OPP. STRENGTH	TEAM	ADJ.	CONF.	ADJ CONF.
Average RPI Loss:	58	RECORD	PCT. RANK	GAMES	SCHEDULE	OF SCHEDULE	RPI	RPI	RPI	RPI
DIV. I ONLY	22- 8	51	6- 4	74	105	37	37	11	11	
DIV. I NON-CONF.	9- 3	63	0- 0	22	39	12	12	10	10	
TOTALS	RPI 1-25	RPI 26-50	W-L RECORDS	RPI 51-100	RPI 101-150	RPI 150+				
22- 8	1- 2	1- 1	OVERALL	5- 4	2- 1	13- 0				
12- 1	1- 0	0- 1	HOME	4- 0	1- 0	6- 0				
8- 6	0- 2	1- 0	AWAY	1- 3	1- 1	5- 0				
2- 1	0- 0	0- 0	NEUTRAL	0- 1	0- 0	2- 0				
9- 3	1- 2	1- 1	NON-CONFERENCE	2- 0	1- 0	4- 0				
4- 1	1- 0	0- 1	HOME	1- 0	0- 0	2- 0				
4- 2	0- 2	1- 0	AWAY	1- 0	1- 0	1- 0				
1- 0	0- 0	0- 0	NEUTRAL	0- 0	0- 0	1- 0				
13- 5	0- 0	0- 0	CONFERENCE	3- 4	1- 1	9- 0				
8- 0	0- 0	0- 0	HOME	3- 0	1- 0	4- 0				
4- 4	0- 0	0- 0	AWAY	0- 3	0- 1	4- 0				
1- 1	0- 0	0- 0	NEUTRAL	0- 1	0- 0	1- 0				

RPI 1-25				RPI 26-50				Team's RPI: 37				RPI 51-100				RPI 101+			
RPI	S	Opponent	Score	RPI	S	Opponent	Score	RPI	S	Opponent	Score	RPI	S	Opponent	Score	RPI	S	Opponent	Score
11	A	Louisville	30 83	26	H	Green Bay	43 67	52	H	George Washington	60 55	130	A	North Dakota	83 72				
19	A	Oklahoma	60 74	50	A	UNI	61 50	59	A	Western Ill.	77 83	149	A	Omaha	82 83				
23	H	Creighton	63 56					59	H	Western Ill.	73 58	149	H	Omaha	76 64				
								62	A	IUPUI	59 64	161	A	Oral Roberts	78 57				
								62	H	IUPUI	68 49	161	H	Oral Roberts	82 35				
								62	N	IUPUI	61 65	161	N	Oral Roberts	65 50				
								63	A	Iowa	66 64	179	A	Wichita St.	78 58				
								78	A	South Dakota	62 65	202	H	SIUE	82 49				
								78	H	South Dakota	70 58	286	H	Ark.-Pine Bluff	103 45				
												304	A	North Dakota St.	69 66				
												304	H	North Dakota St.	70 44				
												311	A	Denver	72 63				
												311	H	Denver	78 54				
												316	A	Fort Wayne	76 59				
												316	H	Fort Wayne	73 51				
												323	N	Montana	84 43				
LAST 12 Division I GAMES:																			
		62	N	IUPUI			61	65			161	H	Oral Roberts			82		35	
		161	N	Oral Roberts			65	50			78	H	South Dakota			70		58	
		311	H	Denver			78	54			304	H	North Dakota St.			70		44	
		316	A	Fort Wayne			76	59			149	A	Omaha			82		83	
		59	A	Western Ill.			77	83			59	H	Western Ill.			73		58	
		62	A	IUPUI			59	64			311	A	Denver			72		63	

Non-Div I Games:

South Dakota St.

Average RPI Win:	151	WON-LOST	WINNING	LAST 10	STRENGTH OF	OPP. STRENGTH	TEAM	ADJ.	CONF.	ADJ CONF.
Average RPI Loss:	52	RECORD	PCT. RANK	GAMES	SCHEDULE	OF SCHEDULE	RPI	RPI	RPI	RPI
DIV. I ONLY	24- 8	38	6- 4	51	53	30	30	5	5	
DIV. I NON-CONF.	11- 2	23	0- 0	147	141	55	55	5	5	
TOTALS	RPI 1-25	RPI 26-50	W-L RECORDS	RPI 51-100	RPI 101-150	RPI 150+				
24- 8	2- 5	0- 0	OVERALL	5- 1	6- 1	11- 1				
10- 4	0- 3	0- 0	HOME	3- 1	1- 0	6- 0				
8- 2	1- 1	0- 0	AWAY	1- 0	2- 0	4- 1				
6- 2	1- 1	0- 0	NEUTRAL	1- 0	3- 1	1- 0				
11- 2	0- 1	0- 0	NON-CONFERENCE	3- 0	2- 1	6- 0				
5- 1	0- 1	0- 0	HOME	2- 0	0- 0	3- 0				
2- 0	0- 0	0- 0	AWAY	0- 0	0- 0	2- 0				
4- 1	0- 0	0- 0	NEUTRAL	1- 0	2- 1	1- 0				
13- 6	2- 4	0- 0	CONFERENCE	2- 1	4- 0	5- 1				
5- 3	0- 2	0- 0	HOME	1- 1	1- 0	3- 0				
6- 2	1- 1	0- 0	AWAY	1- 0	2- 0	2- 1				
2- 1	1- 1	0- 0	NEUTRAL	0- 0	1- 0	0- 0				

RPI S	Opponent	Score	RPI S	Opponent	Score	Team's RPI: 30	RPI S	Opponent	Score	RPI S	Opponent	Score
1	A UConn	37 102					75	A Tulane	62 53	101	A SMU	52 51
1	H UConn	68 96					75	H Tulane	66 56	101	N SMU	62 55
1	N UConn	44 100					86	N Georgia	81 65	105	N UNLV	77 42
11	H Louisville	52 66					94	H UCF	62 66	119	N North Carolina	83 55
18	A Temple	55 51					95	H Jacksonville	64 52	122	N Long Beach St.	68 73
18	H Temple	71 77					100	H Stetson	74 60	143	A Tulsa	90 64
18	N Temple	63 58								143	H Tulsa	84 68
										163	N Santa Clara	63 54
										167	A Memphis	57 62
										167	H Memphis	79 49
										172	A East Carolina	76 66
										172	H East Carolina	79 48
										174	A Houston	79 50
										180	H Cincinnati	72 52
										242	H Saint Francis (PA)	129 80
										259	A Butler	74 59
										293	H North Florida	78 42
										308	H FIU	91 41
										318	A Arkansas St.	78 59
LAST 12 Division I GAMES:												
1	N UConn	44 100	18	H Temple	71 77							
18	N Temple	63 58	94	H UCF	62 66							
101	N SMU	62 55	75	H Tulane	66 56							
1	H UConn	68 96	172	A East Carolina	76 66							
143	A Tulsa	90 64	167	A Memphis	57 62							
174	A Houston	79 50	180	H Cincinnati	72 52							

Non-Div I Games:

South Fla.

■ Loss,
 ■ Non-Conf,
 ■ S Site,
 ■ Home
 ■ A Away
 N Neutral

Average RPI Win:	268	WON-LOST	WINNING	LAST 10	STRENGTH OF	OPP. STRENGTH	TEAM	ADJ.	CONF.	ADJ CONF.
Average RPI Loss:	183	RECORD	PCT. RANK	GAMES	SCHEDULE	OF SCHEDULE	RPI	RPI	RPI	RPI
DIV. I ONLY	11- 17	231	5- 5	276	292	266	266	26	26	
DIV. I NON-CONF.	4- 7	224	0- 0	260	306	283	283	25	25	
TOTALS	RPI 1-25	RPI 26-50	W-L RECORDS	RPI 51-100	RPI 101-150	RPI 150+				
11- 17	0- 0	0- 0	OVERALL	0- 4	0- 1	11- 12				
4- 9	0- 0	0- 0	HOME	0- 2	0- 0	4- 7				
6- 6	0- 0	0- 0	AWAY	0- 1	0- 0	6- 5				
1- 2	0- 0	0- 0	NEUTRAL	0- 1	0- 1	1- 0				
4- 7	0- 0	0- 0	NON-CONFERENCE	0- 2	0- 1	4- 4				
2- 3	0- 0	0- 0	HOME	0- 2	0- 0	2- 1				
1- 3	0- 0	0- 0	AWAY	0- 0	0- 0	1- 3				
1- 1	0- 0	0- 0	NEUTRAL	0- 0	0- 1	1- 0				
7- 10	0- 0	0- 0	CONFERENCE	0- 2	0- 0	7- 8				
2- 6	0- 0	0- 0	HOME	0- 0	0- 0	2- 6				
5- 3	0- 0	0- 0	AWAY	0- 1	0- 0	5- 2				
0- 1	0- 0	0- 0	NEUTRAL	0- 1	0- 0	0- 0				

RPI S	Opponent	Score	RPI S	Opponent	Score	RPI S	Opponent	Score	RPI S	Opponent	Score	Team's RPI: 266
						57	A Belmont	77 89	147	N Louisiana	78 82	
						57	N Belmont	59 74	167	A Memphis	63 65	
						59	H Western Ill.	87 100	169	A Southern Ill.	70 77	
						93	H Saint Louis	50 89	177	H Morehead St.	72 82	
									180	H Cincinnati	75 83	
									202	A SIUE	69 70	
									202	H SIUE	78 74	
									204	A Xavier	48 54	
									221	A UT Martin	82 79	
									221	H UT Martin	73 82	
									237	A Evansville	76 74	
									251	A Jacksonville St.	65 58	
									252	A Tennessee St.	75 67	
									262	A Austin Peay	74 84	
									262	H Austin Peay	64 74	
									264	A Murray St.	80 67	
									264	H Murray St.	79 70	
									270	H Eastern Ky.	63 74	
									282	H Tennessee Tech	63 74	
									299	H Lipscomb	79 63	
									300	A Eastern Ill.	107 65	
									300	H Eastern Ill.	62 71	
									306	N Alcorn	68 50	
									349	H Alabama A&M	75 47	
LAST 12 Division I GAMES:												
			57	N Belmont	59 74	177	H Morehead St.	72 82				
			262	H Austin Peay	64 74	251	A Jacksonville St.	65 58				
			264	A Murray St.	80 67	262	A Austin Peay	74 84				
			221	H UT Martin	73 82	264	H Murray St.	79 70				
			300	A Eastern Ill.	107 65	300	H Eastern Ill.	62 71				
			202	H SIUE	78 74	202	A SIUE	69 70				

Non-Div I Games: Hannibal-La Grange 99 52 Stephens College 107 59

Southeast Mo. St.

Loss, Non-Conf, S Site, H Home A Away N Neutral

Average RPI Win:	257	WON-LOST	WINNING	LAST 10	STRENGTH OF	OPP. STRENGTH	TEAM	ADJ.	CONF.	ADJ CONF.
Average RPI Loss:	196	RECORD	PCT. RANK	GAMES	SCHEDULE	OF SCHEDULE	RPI	RPI	RPI	RPI
DIV. I ONLY	4- 24	330	1- 9	221	299	329	329	27	27	
DIV. I NON-CONF.	1- 9	323	0- 0	67	208	281	281	27	27	
TOTALS	RPI 1-25	RPI 26-50	W-L RECORDS	RPI 51-100	RPI 101-150	RPI 150+				
4- 24	0- 1	0- 0	OVERALL	0- 5	0- 5	4- 13				
3- 8	0- 0	0- 0	HOME	0- 2	0- 1	3- 5				
1- 16	0- 1	0- 0	AWAY	0- 3	0- 4	1- 8				
0- 0	0- 0	0- 0	NEUTRAL	0- 0	0- 0	0- 0				
1- 9	0- 1	0- 0	NON-CONFERENCE	0- 2	0- 3	1- 3				
1- 1	0- 0	0- 0	HOME	0- 0	0- 0	1- 1				
0- 8	0- 1	0- 0	AWAY	0- 2	0- 3	0- 2				
0- 0	0- 0	0- 0	NEUTRAL	0- 0	0- 0	0- 0				
3- 15	0- 0	0- 0	CONFERENCE	0- 3	0- 2	3- 10				
2- 7	0- 0	0- 0	HOME	0- 2	0- 1	2- 4				
1- 8	0- 0	0- 0	AWAY	0- 1	0- 1	1- 6				
0- 0	0- 0	0- 0	NEUTRAL	0- 0	0- 0	0- 0				

RPI 1-25				RPI 26-50				RPI 51-100				RPI 101+ Team's RPI: 329			
RPI	S	Opponent	Score	RPI	S	Opponent	Score	RPI	S	Opponent	Score	RPI	S	Opponent	Score
7	A	Baylor	38 109					53	A	Colorado St.	31 77	106	H	Abilene Christian	57 82
								83	A	Florida	51 102	108	A	Colorado	54 112
								97	A	Central Ark.	55 77	116	A	Ole Miss	31 81
								97	H	Central Ark.	64 78	128	A	Lamar University	68 86
								99	H	SFA	62 92	147	A	Louisiana	77 86
												170	H	Bethune-Cookman	75 63
												174	A	Houston	80 83
												206	H	Grambling	71 87
												219	A	New Orleans	87 102
												219	H	New Orleans	85 70
												280	A	A&M-Corpus Christi	61 77
												280	H	A&M-Corpus Christi	53 69
												281	H	McNeese	83 86
												294	A	Nicholls St.	57 92
												294	H	Nicholls St.	60 76
												303	A	Northwestern St.	71 89
												303	H	Northwestern St.	69 58
												333	A	Incarnate Word	56 96
												333	H	Incarnate Word	76 85
												334	A	Jackson St.	66 83
												337	A	Houston Baptist	87 71
												340	A	Sam Houston St.	61 68
LAST 12 Division I GAMES:															
219	A	New Orleans	87 102	280	H	A&M-Corpus Christi	53 69								
294	A	Nicholls St.	57 92	97	A	Central Ark.	55 77								
97	H	Central Ark.	64 78	294	H	Nicholls St.	60 76								
99	H	SFA	62 92	340	A	Sam Houston St.	61 68								
303	A	Northwestern St.	71 89	303	H	Northwestern St.	69 58								
219	H	New Orleans	85 70	333	A	Incarnate Word	56 96								

Non-Div I Games: Mobile 67 52

Southeastern La.

■ Loss,
 ■ Non-Conf, S Site,
 ■ Home
 ■ Away
 N Neutral

Southern California

Through Games Of March 9, 2017

Average RPI Win:	157	WON-LOST	WINNING	LAST 10	STRENGTH OF	OPP. STRENGTH	TEAM	ADJ.	CONF.	ADJ CONF.
Average RPI Loss:	43	RECORD	PCT. RANK	GAMES	SCHEDULE	OF SCHEDULE	RPI	RPI	RPI	RPI
DIV. I ONLY	14- 16	192	3- 7	36	18	89	89	1	1	
DIV. I NON-CONF.	9- 2	37	0- 0	153	175	56	56	1	1	
TOTALS	RPI 1-25	RPI 26-50	W-L RECORDS	RPI 51-100	RPI 101-150	RPI 150+				
14- 16	2- 7	1- 3	OVERALL	0- 3	4- 3	7- 0				
8- 6	0- 4	1- 1	HOME	0- 1	4- 0	3- 0				
4- 9	2- 3	0- 2	AWAY	0- 1	0- 3	2- 0				
2- 1	0- 0	0- 0	NEUTRAL	0- 1	0- 0	2- 0				
9- 2	1- 1	0- 0	NON-CONFERENCE	0- 0	1- 1	7- 0				
4- 1	0- 1	0- 0	HOME	0- 0	1- 0	3- 0				
3- 1	1- 0	0- 0	AWAY	0- 0	0- 1	2- 0				
2- 0	0- 0	0- 0	NEUTRAL	0- 0	0- 0	2- 0				
5- 14	1- 6	1- 3	CONFERENCE	0- 3	3- 2	0- 0				
4- 5	0- 3	1- 1	HOME	0- 1	3- 0	0- 0				
1- 8	1- 3	0- 2	AWAY	0- 1	0- 2	0- 0				
0- 1	0- 0	0- 0	NEUTRAL	0- 1	0- 0	0- 0				

RPI 1-25				RPI 26-50				RPI 51-100				Team's RPI: 89	RPI 101+			
RPI	S	Opponent	Score	RPI	S	Opponent	Score	RPI	S	Opponent	Score		RPI	S	Opponent	Score
4	A	Oregon St.	70 50	34	A	Arizona St.	62 69	54	A	California	56 63		102	A	Washington St.	57 74
4	H	Oregon St.	60 74	34	H	Arizona St.	65 50	54	N	California	58 71		102	H	Washington St.	80 64
5	H	Mississippi St.	72 76	35	A	Oregon	50 73	79	H	Utah	53 58		105	A	UNLV	66 77
6	A	Stanford	42 58	35	H	Oregon	53 59						108	H	Colorado	79 54
9	A	Washington	67 77										122	H	Long Beach St.	82 74
9	H	Washington	74 87										132	A	Arizona	62 67
10	A	UCLA	67 71										132	H	Arizona	58 54
10	H	UCLA	59 74										152	N	Missouri St.	89 67
21	A	Texas A&M	66 62										187	H	UC Riverside	67 49
													206	H	Grambling	75 64
													240	H	Hawaii	76 44
													275	N	Portland	67 54
													287	A	Sacramento St.	111 95
													327	A	UC Irvine	83 45
LAST 12 Division I GAMES:																
		54 N California	58 71			4 A Oregon St.	70 50									
		132 A Arizona	62 67			54 A California	56 63									
		34 A Arizona St.	62 69			6 A Stanford	42 58									
		9 H Washington	74 87			34 H Arizona St.	65 50									
		102 H Washington St.	80 64			132 H Arizona	58 54									
		35 A Oregon	50 73			10 A UCLA	67 71									

Non-Div I Games:

Southern California

■ Loss,
■ Non-Conf,
■ S Site,
■ Home
■ A Away
N Neutral

Average RPI Win: 230	WON-LOST	WINNING	LAST 10	STRENGTH OF	OPP. STRENGTH	TEAM	ADJ.	CONF.	ADJ CONF.
Average RPI Loss: 142	RECORD	PCT. RANK	GAMES	SCHEDULE	OF SCHEDULE	RPI	RPI	RPI	RPI
DIV. I ONLY	15- 13	153	7- 3	207	185	169	169	16	16
DIV. I NON-CONF.	5- 5	165	0- 0	168	197	160	160	14	14
TOTALS	RPI 1-25	RPI 26-50	W-L RECORDS	RPI 51-100	RPI 101-150	RPI 150+			
15- 13	0- 1	1- 3	OVERALL	1- 1	0- 0	13- 8			
8- 5	0- 0	1- 1	HOME	0- 0	0- 0	7- 4			
7- 7	0- 1	0- 2	AWAY	1- 0	0- 0	6- 4			
0- 1	0- 0	0- 0	NEUTRAL	0- 1	0- 0	0- 0			
5- 5	0- 1	0- 0	NON-CONFERENCE	1- 1	0- 0	4- 3			
3- 1	0- 0	0- 0	HOME	0- 0	0- 0	3- 1			
2- 3	0- 1	0- 0	AWAY	1- 0	0- 0	1- 2			
0- 1	0- 0	0- 0	NEUTRAL	0- 1	0- 0	0- 0			
10- 8	0- 0	1- 3	CONFERENCE	0- 0	0- 0	9- 5			
5- 4	0- 0	1- 1	HOME	0- 0	0- 0	4- 3			
5- 4	0- 0	0- 2	AWAY	0- 0	0- 0	5- 2			
0- 0	0- 0	0- 0	NEUTRAL	0- 0	0- 0	0- 0			

RPI 1-25				RPI 26-50				RPI 51-100				RPI 101+ Team's RPI: 169			
RPI	S	Opponent	Score	RPI	S	Opponent	Score	RPI	S	Opponent	Score	RPI	S	Opponent	Score
19	A	Oklahoma	48 80	28	A	Drake	59 75	58	A	Purdue	64 61	152	A	Missouri St.	59 73
				28	H	Drake	60 71	78	N	South Dakota	57 68	152	H	Missouri St.	60 78
				50	A	UNI	49 79					167	H	Memphis	69 61
				50	H	UNI	64 59					179	A	Wichita St.	61 58
												179	H	Wichita St.	77 54
												189	H	UAB	49 64
												202	A	SIUE	59 60
												221	A	UT Martin	68 76
												232	A	Bradley	66 57
												232	H	Bradley	69 63
												237	A	Evansville	60 63
												237	H	Evansville	61 74
												250	A	Indiana St.	70 66
												250	H	Indiana St.	53 68
												264	H	Murray St.	70 63
												266	H	Southeast Mo. St.	77 70
												297	A	UMKC	77 69
												310	A	Illinois St.	63 56
												310	H	Illinois St.	57 48
												326	A	Loyola Chicago	71 46
												326	H	Loyola Chicago	73 57
LAST 12 Division I GAMES:															
				326	A	Loyola Chicago	71 46					152	A	Missouri St.	59 73
				250	A	Indiana St.	70 66					50	H	UNI	64 59
				232	H	Bradley	69 63					28	H	Drake	60 71
				310	H	Illinois St.	57 48					310	A	Illinois St.	63 56
				237	H	Evansville	61 74					232	A	Bradley	66 57
				179	A	Wichita St.	61 58					237	A	Evansville	60 63

Non-Div I Games: Brescia 104 35

Southern Ill.

■ Loss,
 ■ Non-Conf,
 ■ S Site,
 ■ Home
 ■ A Away
 N Neutral

Southern U.

Through Games Of March 9, 2017

Average RPI Win:	288	WON-LOST	WINNING	LAST 10	STRENGTH OF	OPP. STRENGTH	TEAM	ADJ.	CONF.	ADJ CONF.
Average RPI Loss:	166	RECORD	PCT. RANK	GAMES	SCHEDULE	OF SCHEDULE	RPI	RPI	RPI	RPI
DIV. I ONLY	13- 13	170	6- 4	305	310	223	223	30	30	
DIV. I NON-CONF.	1- 6	310	0- 0	40	6	215	215	30	30	
TOTALS	RPI 1-25	RPI 26-50	W-L RECORDS	RPI 51-100	RPI 101-150	RPI 150+				
13- 13	0- 3	0- 1	OVERALL	0- 0	0- 0	13- 9				
9- 2	0- 0	0- 0	HOME	0- 0	0- 0	9- 2				
4- 10	0- 0	0- 0	AWAY	0- 0	0- 0	4- 1				
0- 1	0- 1	0- 0	NEUTRAL	0- 0	0- 0	0- 0				
1- 6	0- 3	0- 1	NON-CONFERENCE	0- 0	0- 0	1- 2				
1- 0	0- 0	0- 0	HOME	0- 0	0- 0	1- 0				
0- 5	0- 2	0- 1	AWAY	0- 0	0- 0	0- 2				
0- 1	0- 1	0- 0	NEUTRAL	0- 0	0- 0	0- 0				
12- 7	0- 0	0- 0	CONFERENCE	0- 0	0- 0	12- 7				
8- 2	0- 0	0- 0	HOME	0- 0	0- 0	8- 2				
4- 5	0- 0	0- 0	AWAY	0- 0	0- 0	4- 5				
0- 0	0- 0	0- 0	NEUTRAL	0- 0	0- 0	0- 0				

RPI 1-25				RPI 26-50				RPI 51-100				RPI 101+ Team's RPI: 223			
RPI	S	Opponent	Score	RPI	S	Opponent	Score	RPI	S	Opponent	Score	RPI	S	Opponent	Score
10	A	UCLA	47 95	41	A	Michigan St.	55 70					170	H	Bethune-Cookman	61 59
21	N	Texas A&M	58 81									172	A	East Carolina	55 62
25	A	Ohio St.	73 108									185	A	Texas Southern	46 58
												185	H	Texas Southern	71 77
												205	A	Alabama St.	70 75
												205	H	Alabama St.	59 53
												206	A	Grambling	71 68
												206	H	Grambling	63 70
												241	A	South Ala.	48 55
												269	A	Prairie View	63 70
												269	H	Prairie View	86 72
												286	A	Ark.-Pine Bluff	59 63
												286	H	Ark.-Pine Bluff	67 50
												306	A	Alcorn	63 69
												306	H	Alcorn	73 67
												306	H	Alcorn	45 33
												312	A	Mississippi Val.	62 51
												312	H	Mississippi Val.	51 44
												334	A	Jackson St.	85 56
												334	H	Jackson St.	80 61
												349	A	Alabama A&M	66 54
												349	H	Alabama A&M	69 57
LAST 12 Division I GAMES:															
306	H	Alcorn	73 67	312	A	Mississippi Val.	62 51								
185	A	Texas Southern	46 58	286	A	Ark.-Pine Bluff	59 63								
269	A	Prairie View	63 70	334	H	Jackson St.	80 61								
306	H	Alcorn	45 33	206	H	Grambling	63 70								
205	H	Alabama St.	59 53	306	A	Alcorn	63 69								
349	H	Alabama A&M	69 57	205	A	Alabama St.	70 75								

Non-Div I Games: Spring Hill 68 53

Southern U.

Loss, Non-Conf, S Site, H Home A Away N Neutral

Southern Utah

Through Games Of March 9, 2017

Average RPI Win:	212	WON-LOST	WINNING	LAST 10	STRENGTH OF	OPP. STRENGTH	TEAM	ADJ.	CONF.	ADJ CONF.
Average RPI Loss:	180	RECORD	PCT. RANK	GAMES	SCHEDULE	OF SCHEDULE	RPI	RPI	RPI	RPI
DIV. I ONLY	6- 23	316	2- 8	192	235	289	289	20	20	
DIV. I NON-CONF.	4- 6	209	0- 0	164	223	178	178	18	18	
TOTALS	RPI 1-25	RPI 26-50	W-L RECORDS	RPI 51-100	RPI 101-150	RPI 150+				
6- 23	0- 1	0- 0	OVERALL	0- 3	1- 9	5- 10				
1- 11	0- 0	0- 0	HOME	0- 0	0- 5	1- 6				
5- 11	0- 1	0- 0	AWAY	0- 3	1- 3	4- 4				
0- 1	0- 0	0- 0	NEUTRAL	0- 0	0- 1	0- 0				
4- 6	0- 1	0- 0	NON-CONFERENCE	0- 2	0- 1	4- 2				
0- 3	0- 0	0- 0	HOME	0- 0	0- 1	0- 2				
4- 3	0- 1	0- 0	AWAY	0- 2	0- 0	4- 0				
0- 0	0- 0	0- 0	NEUTRAL	0- 0	0- 0	0- 0				
2- 17	0- 0	0- 0	CONFERENCE	0- 1	1- 8	1- 8				
1- 8	0- 0	0- 0	HOME	0- 0	0- 4	1- 4				
1- 8	0- 0	0- 0	AWAY	0- 1	1- 3	0- 4				
0- 1	0- 0	0- 0	NEUTRAL	0- 0	0- 1	0- 0				

RPI 1-25				RPI 26-50				RPI 51-100				RPI 101+ Team's RPI: 289			
RPI	S	Opponent	Score	RPI	S	Opponent	Score	RPI	S	Opponent	Score	RPI	S	Opponent	Score
4	A	Oregon St.	38 77					74	A	Montana St.	68 71	129	A	Northern Colo.	55 74
								79	A	Utah	43 69	129	H	Northern Colo.	53 83
								98	A	Wyoming	48 68	130	A	North Dakota	70 75
												130	H	North Dakota	65 68
												132	H	Arizona	65 77
												134	A	Eastern Wash.	64 63
												134	H	Eastern Wash.	66 67
												150	A	Idaho	61 76
												150	H	Idaho	68 85
												150	N	Idaho	68 83
												151	A	CSUN	77 71
												157	H	Idaho St.	68 71
												190	A	Utah St.	70 54
												207	A	Portland St.	74 81
												207	H	Portland St.	82 64
												235	H	Weber St.	68 73
												245	H	Grand Canyon	73 76
												263	A	CSU Bakersfield	65 59
												287	A	Sacramento St.	69 81
												287	H	Sacramento St.	104 110
												292	A	Northern Ariz.	65 77
												292	H	Northern Ariz.	68 77
												323	A	Montana	55 64
												327	A	UC Irvine	70 58
												332	H	Utah Valley	64 70
LAST 12 Division I GAMES:															
150	N	Idaho	68 83	74	A	Montana St.	68 71								
150	A	Idaho	61 76	323	A	Montana	55 64								
134	A	Eastern Wash.	64 63	157	H	Idaho St.	68 71								
287	H	Sacramento St.	104 110	235	H	Weber St.	68 73								
207	H	Portland St.	82 64	129	A	Northern Colo.	55 74								
292	A	Northern Ariz.	65 77	130	A	North Dakota	70 75								

Non-Div I Games: Antelope Valley 89 76

Southern Utah

■ Loss,
 ■ Non-Conf,
 ■ S Site,
 ■ Home
 ■ A Away
 N Neutral

St. Bonaventure

Through Games Of March 9, 2017

Average RPI Win:	225	WON-LOST	WINNING	LAST 10	STRENGTH OF	OPP. STRENGTH	TEAM	ADJ.	CONF.	ADJ CONF.
Average RPI Loss:	141	RECORD	PCT. RANK	GAMES	SCHEDULE	OF SCHEDULE	RPI	RPI	RPI	RPI
DIV. I ONLY	9- 20	273	2- 8	124	167	248	248	12	12	
DIV. I NON-CONF.	5- 7	205	0- 0	161	257	205	205	12	12	
TOTALS	RPI 1-25	RPI 26-50	W-L RECORDS	RPI 51-100	RPI 101-150	RPI 150+				
9- 20	0- 0	0- 1	OVERALL	0- 6	3- 6	6- 7				
6- 7	0- 0	0- 1	HOME	0- 2	2- 2	4- 2				
1- 13	0- 0	0- 0	AWAY	0- 4	0- 4	1- 5				
2- 0	0- 0	0- 0	NEUTRAL	0- 0	1- 0	1- 0				
5- 7	0- 0	0- 0	NON-CONFERENCE	0- 3	2- 1	3- 3				
3- 2	0- 0	0- 0	HOME	0- 1	1- 0	2- 1				
0- 5	0- 0	0- 0	AWAY	0- 2	0- 1	0- 2				
2- 0	0- 0	0- 0	NEUTRAL	0- 0	1- 0	1- 0				
4- 13	0- 0	0- 1	CONFERENCE	0- 3	1- 5	3- 4				
3- 5	0- 0	0- 1	HOME	0- 1	1- 2	2- 1				
1- 8	0- 0	0- 0	AWAY	0- 2	0- 3	1- 3				
0- 0	0- 0	0- 0	NEUTRAL	0- 0	0- 0	0- 0				

RPI S	Opponent	Score	RPI S	Opponent	Score	RPI S	Opponent	Score	RPI S	Opponent	Score	Team's RPI: 248
32	H Dayton	60 62	52	A George Washington	57 63	107	N Rider	60 47				
			55	A Toledo	50 74	112	A Saint Joseph's	53 70				
			71	H Bucknell	35 57	114	H Albany (NY)	67 59				
			91	A Buffalo	47 68	120	A Fordham	45 57				
			93	A Saint Louis	49 64	120	H Fordham	44 60				
			93	H Saint Louis	58 74	123	A Duquesne	61 83				
						123	H Duquesne	69 56				
						137	A Delaware	40 43				
						145	H VCU	60 77				
						171	A La Salle	70 73				
						171	H La Salle	45 57				
						193	A George Mason	49 52				
						231	A Richmond	54 61				
						253	H Canisius	57 74				
						258	H Stony Brook	51 37				
						262	N Austin Peay	58 57				
						265	A Niagara	43 65				
						273	H Colgate	70 57				
						276	H Davidson	70 51				
						284	A Eastern Mich.	56 75				
						301	H Rhode Island	78 69				
						309	A Massachusetts	55 38				
LAST 12 Division I GAMES:												
171	A La Salle	70 73	120	A Fordham	45 57							
123	A Duquesne	61 83	112	A Saint Joseph's	53 70							
145	H VCU	60 77	276	H Davidson	70 51							
52	A George Washington	57 63	123	H Duquesne	69 56							
93	H Saint Louis	58 74	309	A Massachusetts	55 38							
171	H La Salle	45 57	120	H Fordham	44 60							

Non-Div I Games:

St. Bonaventure

■ Loss,
■ Non-Conf,
■ S Site,
■ H Home
■ A Away
N Neutral

Average RPI Win:	286	WON-LOST	WINNING	LAST 10	STRENGTH OF	OPP. STRENGTH	TEAM	ADJ.	CONF.	ADJ CONF.
Average RPI Loss:	225	RECORD	PCT. RANK	GAMES	SCHEDULE	OF SCHEDULE	RPI	RPI	RPI	RPI
DIV. I ONLY	8- 22	296	2- 8	314	335	324	324	31	31	
DIV. I NON-CONF.	2- 9	293	0- 0	206	275	316	316	32	32	
TOTALS	RPI 1-25	RPI 26-50	W-L RECORDS	RPI 51-100	RPI 101-150	RPI 150+				
8- 22	0- 0	0- 1	OVERALL	0- 0	0- 3	8- 18				
4- 9	0- 0	0- 0	HOME	0- 0	0- 0	4- 9				
4- 12	0- 0	0- 1	AWAY	0- 0	0- 3	4- 8				
0- 1	0- 0	0- 0	NEUTRAL	0- 0	0- 0	0- 1				
2- 9	0- 0	0- 1	NON-CONFERENCE	0- 0	0- 3	2- 5				
2- 2	0- 0	0- 0	HOME	0- 0	0- 0	2- 2				
0- 6	0- 0	0- 1	AWAY	0- 0	0- 3	0- 2				
0- 1	0- 0	0- 0	NEUTRAL	0- 0	0- 0	0- 1				
6- 13	0- 0	0- 0	CONFERENCE	0- 0	0- 0	6- 13				
2- 7	0- 0	0- 0	HOME	0- 0	0- 0	2- 7				
4- 6	0- 0	0- 0	AWAY	0- 0	0- 0	4- 6				
0- 0	0- 0	0- 0	NEUTRAL	0- 0	0- 0	0- 0				

RPI 1-25			RPI 26-50			RPI 51-100			RPI 101+ Team's RPI: 324		
RPI	S	Opponent	Score	RPI	S	Opponent	Score	RPI	S	Opponent	Score
				42	A	James Madison	57 83				
								107	A	Rider	60 77
								108	A	Colorado	54 81
								148	A	Iona	46 62
								156	A	Army West Point	46 69
								175	N	Boston College	58 73
								192	A	Robert Morris	56 49
								192	H	Robert Morris	54 61
								198	A	Sacred Heart	58 61
								198	A	Sacred Heart	69 90
								198	H	Sacred Heart	74 81
								220	H	Monmouth	87 78
								229	H	Howard	63 78
								242	A	Saint Francis (PA)	62 79
								242	H	Saint Francis (PA)	59 75
								244	A	Bryant	54 63
								244	H	Bryant	63 47
								267	A	Loyola Maryland	60 69
								279	H	Manhattan	52 55
								288	A	Mt. St. Mary's	71 55
								288	H	Mt. St. Mary's	44 62
								305	A	Central Conn. St.	44 71
								305	H	Central Conn. St.	53 61
								328	H	Saint Peter's	58 52
								336	A	LIU Brooklyn	56 54
								336	H	LIU Brooklyn	58 62
								339	A	Fairleigh Dickinson	66 59
LAST 12 Division I GAMES:											
				198	A	Sacred Heart	69 90				
				288	A	Mt. St. Mary's	71 55				
				305	A	Central Conn. St.	44 71				
				336	H	LIU Brooklyn	58 62				
				341	H	Wagner	63 50				
				198	A	Sacred Heart	58 61				
				244	A	Bryant	54 63				
				242	H	Saint Francis (PA)	59 75				
				192	H	Robert Morris	54 61				
				341	A	Wagner	45 58				
				339	H	Fairleigh Dickinson	58 59				
				339	A	Fairleigh Dickinson	66 59				

Non-Div I Games:

St. Francis Brooklyn

■ Loss,
 ■ Non-Conf,
 ■ S Site,
 ■ Home
 ■ A Away
 N Neutral

S
t
.
F
r
a
n
c
i
s
B
r
o
o
k
l
y
n

RPI S Opponent St. Francis Brooklyn Score

Through Games Of March 9, 2017

RPI	S	Opponent	Score
339	H	Fairleigh Dickinson	58 59
341	A	Wagner	45 58
341	H	Wagner	63 50

St. Francis Brooklyn

St. John's (NY)

Through Games Of March 9, 2017

Average RPI Win:	154	WON-LOST	WINNING	LAST 10	STRENGTH OF	OPP. STRENGTH	TEAM	ADJ.	CONF.	ADJ CONF.
Average RPI Loss:	54	RECORD	PCT. RANK	GAMES	SCHEDULE	OF SCHEDULE	RPI	RPI	RPI	RPI
DIV. I ONLY	20- 11	97	6- 4	71	61	68	68	7	7	
DIV. I NON-CONF.	8- 3	67	0- 0	130	40	83	83	7	7	
TOTALS	RPI 1-25	RPI 26-50	W-L RECORDS	RPI 51-100	RPI 101-150	RPI 150+				
20- 11	0- 6	3- 1	OVERALL	4- 2	3- 1	10- 1				
11- 5	0- 3	2- 0	HOME	1- 1	1- 1	7- 0				
7- 4	0- 2	1- 0	AWAY	1- 1	2- 0	3- 1				
2- 2	0- 1	0- 1	NEUTRAL	2- 0	0- 0	0- 0				
8- 3	0- 1	1- 1	NON-CONFERENCE	1- 0	3- 1	3- 0				
5- 2	0- 1	1- 0	HOME	0- 0	1- 1	3- 0				
2- 0	0- 0	0- 0	AWAY	0- 0	2- 0	0- 0				
1- 1	0- 0	0- 1	NEUTRAL	1- 0	0- 0	0- 0				
12- 8	0- 5	2- 0	CONFERENCE	3- 2	0- 0	7- 1				
6- 3	0- 2	1- 0	HOME	1- 1	0- 0	4- 0				
5- 4	0- 2	1- 0	AWAY	1- 1	0- 0	3- 1				
1- 1	0- 1	0- 0	NEUTRAL	1- 0	0- 0	0- 0				

RPI 1-25				RPI 26-50				RPI 51-100				Team's RPI: 68	RPI 101+			
RPI	S	Opponent	Score	RPI	S	Opponent	Score	RPI	S	Opponent	Score		RPI	S	Opponent	Score
15	H	Miami (FL)	50 62	27	A	Marquette	82 72	51	N	Virginia	66 55		114	H	Albany (NY)	54 36
17	A	DePaul	51 54	27	H	Marquette	70 64	66	A	Villanova	50 55		120	A	Fordham	59 45
17	H	DePaul	66 78	34	N	Arizona St.	41 54	66	H	Villanova	56 67		121	A	William & Mary	73 57
17	N	DePaul	41 59	42	H	James Madison	74 63	66	N	Villanova	56 40		123	H	Duquesne	65 71
23	A	Creighton	60 67					69	A	Georgetown	71 66		195	A	Providence	71 47
23	H	Creighton	43 55					69	H	Georgetown	65 54		195	H	Providence	60 50
													197	A	Seton Hall	59 64
													197	H	Seton Hall	77 71
													204	A	Xavier	65 48
													204	H	Xavier	64 55
													228	H	Rutgers	65 39
													259	A	Butler	62 41
													259	H	Butler	62 55
													298	H	Lafayette	64 46
													341	H	Wagner	62 34
LAST 12 Division I GAMES:																
		17 N DePaul	41 59			66 H Villanova	56 67									
		66 N Villanova	56 40			27 A Marquette	82 72									
		197 H Seton Hall	77 71			17 A DePaul	51 54									
		23 A Creighton	60 67			204 H Xavier	64 55									
		195 A Providence	71 47			259 H Butler	62 55									
		69 H Georgetown	65 54			195 H Providence	60 50									

Non-Div I Games:

St. John's (NY)

■ Loss,
 ■ Non-Conf,
 ■ S Site,
 ■ H Home
 ■ A Away
 N Neutral

St. Mary's (CA)

Through Games Of March 9, 2017

Average RPI Win:	198	WON-LOST	WINNING	LAST 10	STRENGTH OF	OPP. STRENGTH	TEAM	ADJ.	CONF.	ADJ CONF.
Average RPI Loss:	101	RECORD	PCT. RANK	GAMES	SCHEDULE	OF SCHEDULE	RPI	RPI	RPI	RPI
DIV. I ONLY	20- 12	108	7- 3	138	113	109	109	15	15	
DIV. I NON-CONF.	5- 6	186	0- 0	136	42	149	149	13	13	
TOTALS	RPI 1-25	RPI 26-50	W-L RECORDS	RPI 51-100	RPI 101-150	RPI 150+				
20- 12	0- 0	0- 1	OVERALL	2- 7	3- 1	15- 3				
9- 5	0- 0	0- 1	HOME	1- 3	2- 0	6- 1				
9- 6	0- 0	0- 0	AWAY	0- 3	1- 1	8- 2				
2- 1	0- 0	0- 0	NEUTRAL	1- 1	0- 0	1- 0				
5- 6	0- 0	0- 1	NON-CONFERENCE	0- 3	1- 1	4- 1				
1- 4	0- 0	0- 1	HOME	0- 2	1- 0	0- 1				
4- 2	0- 0	0- 0	AWAY	0- 1	0- 1	4- 0				
0- 0	0- 0	0- 0	NEUTRAL	0- 0	0- 0	0- 0				
15- 6	0- 0	0- 0	CONFERENCE	2- 4	2- 0	11- 2				
8- 1	0- 0	0- 0	HOME	1- 1	1- 0	6- 0				
5- 4	0- 0	0- 0	AWAY	0- 2	1- 0	4- 2				
2- 1	0- 0	0- 0	NEUTRAL	1- 1	0- 0	1- 0				

RPI S	Opponent	Score	RPI S	Opponent	Score	RPI S	Opponent	Score	RPI S	Opponent	Score	Team's RPI: 109
48	H Boise St.	78 83	54	H California	67 74	102	A Washington St.	69 85				
			64	A Gonzaga	58 59	129	H Northern Colo.	75 65				
			64	H Gonzaga	75 79	139	A San Francisco	64 62				
			64	N Gonzaga	75 86	139	H San Francisco	75 72				
			73	A UC Davis	66 68	151	H CSUN	61 73				
			79	H Utah	62 63	158	A Northeastern	77 53				
			88	A BYU	65 70	163	A Santa Clara	73 58				
			88	H BYU	64 58	163	H Santa Clara	55 53				
			88	N BYU	59 49	163	N Santa Clara	60 57				
						175	A Boston College	62 54				
						200	A San Jose St.	85 64				
						201	A Loyola Marymount	57 72				
						201	H Loyola Marymount	74 59				
						224	A San Diego	71 73				
						224	H San Diego	77 65				
						243	A Pacific	63 54				
						243	H Pacific	82 74				
						272	A Cal Poly	79 71				
						275	A Portland	75 65				
						275	H Portland	92 76				
						313	A Pepperdine	81 60				
						313	H Pepperdine	84 57				
LAST 12 Division I GAMES:												
	64	N Gonzaga	75 86	201	A Loyola Marymount	57 72						
	88	N BYU	59 49	64	A Gonzaga	58 59						
	163	N Santa Clara	60 57	275	A Portland	75 65						
	163	A Santa Clara	73 58	224	H San Diego	77 65						
	313	H Pepperdine	84 57	243	H Pacific	82 74						
	88	H BYU	64 58	163	H Santa Clara	55 53						

Non-Div I Games:

St. Mary's (CA)

■ Loss,
 ■ Non-Conf,
 ■ S Site,
 ■ Home
 ■ A Away
 N Neutral

Average RPI Win:	92	WON-LOST	WINNING	LAST 10	STRENGTH OF	OPP. STRENGTH	TEAM	ADJ.	CONF.	ADJ CONF.
Average RPI Loss:	20	RECORD	PCT. RANK	GAMES	SCHEDULE	OF SCHEDULE	RPI	RPI	RPI	RPI
DIV. I ONLY	28- 5	9	8- 2	8	8	6	6	1	1	
DIV. I NON-CONF.	10- 2	32	0- 0	24	76	9	9	1	1	
TOTALS	RPI 1-25	RPI 26-50	W-L RECORDS	RPI 51-100	RPI 101-150	RPI 150+				
28- 5	3- 4	5- 0	OVERALL	8- 1	7- 0	5- 0				
12- 3	1- 2	2- 0	HOME	4- 1	3- 0	2- 0				
10- 2	1- 2	2- 0	AWAY	3- 0	3- 0	1- 0				
6- 0	1- 0	1- 0	NEUTRAL	1- 0	1- 0	2- 0				
10- 2	1- 1	0- 0	NON-CONFERENCE	3- 1	1- 0	5- 0				
5- 1	1- 0	0- 0	HOME	1- 1	1- 0	2- 0				
2- 1	0- 1	0- 0	AWAY	1- 0	0- 0	1- 0				
3- 0	0- 0	0- 0	NEUTRAL	1- 0	0- 0	2- 0				
18- 3	2- 3	5- 0	CONFERENCE	5- 0	6- 0	0- 0				
7- 2	0- 2	2- 0	HOME	3- 0	2- 0	0- 0				
8- 1	1- 1	2- 0	AWAY	2- 0	3- 0	0- 0				
3- 0	1- 0	1- 0	NEUTRAL	0- 0	1- 0	0- 0				

RPI	S	Opponent	Score	RPI	S	Opponent	Score	RPI	S	Opponent	Score	RPI	S	Opponent	Score
4	A	Oregon St.	47 50	34	A	Arizona St.	64 57	52	A	George Washington	71 52	102	A	Washington St.	76 54
4	H	Oregon St.	69 72	34	H	Arizona St.	66 56	54	A	California	72 66	102	N	Washington St.	66 36
4	N	Oregon St.	48 43	35	A	Oregon	65 59	54	H	California	72 54	108	A	Colorado	84 70
9	A	Washington	72 68	35	H	Oregon	81 60	58	N	Purdue	78 69	108	H	Colorado	64 51
10	H	UCLA	76 85	35	N	Oregon	71 56	64	H	Gonzaga	63 68	132	A	Arizona	77 55
13	H	Texas	71 59					73	H	UC Davis	68 42	132	H	Arizona	73 46
20	A	Tennessee	51 59					79	A	Utah	77 58	133	H	Yale	102 44
								79	H	Utah	87 51	151	H	CSUN	88 54
								89	H	Southern California	58 42	158	N	Northeastern	74 45
												179	N	Wichita St.	87 39
												263	A	CSU Bakersfield	77 56
												272	H	Cal Poly	83 55
LAST 12 Division I GAMES:															
		4 N Oregon St.	48 43			54 A California	72 66								
		35 N Oregon	71 56			79 H Utah	87 51								
		102 N Washington St.	66 36			108 H Colorado	64 51								
		35 A Oregon	65 59			10 H UCLA	76 85								
		4 A Oregon St.	47 50			89 H Southern California	58 42								
		54 H California	72 54			9 A Washington	72 68								

Non-Div I Games:

Stanford

Average RPI Win: 251	WON-LOST	WINNING	LAST 10	STRENGTH OF	OPP. STRENGTH	TEAM	ADJ.	CONF.	ADJ CONF.
Average RPI Loss: 122	RECORD	PCT. RANK	GAMES	SCHEDULE	OF SCHEDULE	RPI	RPI	RPI	RPI
DIV. I ONLY	23- 5	17	10- 0	302	255	100	100	24	24
DIV. I NON-CONF.	8- 4	97	0- 0	208	287	116	116	24	24
TOTALS	RPI 1-25	RPI 26-50	W-L RECORDS	RPI 51-100	RPI 101-150	RPI 150+			
23- 5	0- 0	0- 1	OVERALL	3- 2	0- 0	20- 2			
12- 2	0- 0	0- 0	HOME	1- 1	0- 0	11- 1			
9- 3	0- 0	0- 1	AWAY	2- 1	0- 0	7- 1			
2- 0	0- 0	0- 0	NEUTRAL	0- 0	0- 0	2- 0			
8- 4	0- 0	0- 1	NON-CONFERENCE	0- 1	0- 0	8- 2			
4- 1	0- 0	0- 0	HOME	0- 0	0- 0	4- 1			
2- 3	0- 0	0- 1	AWAY	0- 1	0- 0	2- 1			
2- 0	0- 0	0- 0	NEUTRAL	0- 0	0- 0	2- 0			
15- 1	0- 0	0- 0	CONFERENCE	3- 1	0- 0	12- 0			
8- 1	0- 0	0- 0	HOME	1- 1	0- 0	7- 0			
7- 0	0- 0	0- 0	AWAY	2- 0	0- 0	5- 0			
0- 0	0- 0	0- 0	NEUTRAL	0- 0	0- 0	0- 0			

RPI 1-25			RPI 26-50			RPI 51-100			Team's RPI: 100			RPI 101+			
RPI	S	Opponent	Score	RPI	S	Opponent	Score	RPI	S	Opponent	Score	RPI	S	Opponent	Score
				30	A	South Fla.	60 74	65	A	Chattanooga	55 66	170	H	Bethune-Cookman	63 60
								90	A	FGCU	67 64	173	A	Arkansas	62 79
								90	H	FGCU	71 84	192	N	Robert Morris	68 60
								95	A	Jacksonville	65 49	202	H	SIUE	78 68
								95	H	Jacksonville	57 47	222	A	High Point	81 47
												235	N	Weber St.	70 68
												252	H	Tennessee St.	50 56
												271	A	Kennesaw St.	65 56
												271	H	Kennesaw St.	60 43
												271	H	Kennesaw St.	78 48
												290	H	Valparaiso	87 75
												293	A	North Florida	62 44
												293	H	North Florida	68 44
												295	A	Northern Ky.	54 45
												299	A	Lipscomb	91 66
												299	H	Lipscomb	66 60
												300	H	Eastern Ill.	72 55
												315	A	USC Upstate	77 55
												315	H	USC Upstate	70 49
												315	H	USC Upstate	80 68
												321	A	NJIT	60 37
												321	H	NJIT	77 43
LAST 12 Division I GAMES:															
				271	H	Kennesaw St.	78 48					299	H	Lipscomb	66 60
				315	H	USC Upstate	70 49					95	H	Jacksonville	57 47
				90	A	FGCU	67 64					293	A	North Florida	62 44
				315	A	USC Upstate	77 55					95	A	Jacksonville	65 49
				321	A	NJIT	60 37					293	H	North Florida	68 44
				271	H	Kennesaw St.	60 43					321	H	NJIT	77 43

Non-Div I Games: Palm Beach Atl. 89 50 Webber Int'l 92 54 Warner 100 34

Stetson

Stony Brook

Through Games Of March 9, 2017

Average RPI Win:	251	WON-LOST	WINNING	LAST 10	STRENGTH OF	OPP. STRENGTH	TEAM	ADJ.	CONF.	ADJ CONF.
Average RPI Loss:	161	RECORD	PCT. RANK	GAMES	SCHEDULE	OF SCHEDULE	RPI	RPI	RPI	RPI
DIV. I ONLY	11- 18	244	3- 7	250	240	258	258	22	22	
DIV. I NON-CONF.	6- 6	165	0- 0	285	276	220	220	22	22	
TOTALS	RPI 1-25	RPI 26-50	W-L RECORDS	RPI 51-100	RPI 101-150	RPI 150+				
11- 18	0- 0	0- 2	OVERALL	0- 3	2- 4	9- 9				
6- 7	0- 0	0- 1	HOME	0- 1	2- 1	4- 4				
4- 9	0- 0	0- 0	AWAY	0- 1	0- 3	4- 5				
1- 2	0- 0	0- 1	NEUTRAL	0- 1	0- 0	1- 0				
6- 6	0- 0	0- 2	NON-CONFERENCE	0- 0	1- 1	5- 3				
3- 2	0- 0	0- 1	HOME	0- 0	1- 0	2- 1				
2- 3	0- 0	0- 0	AWAY	0- 0	0- 1	2- 2				
1- 1	0- 0	0- 1	NEUTRAL	0- 0	0- 0	1- 0				
5- 12	0- 0	0- 0	CONFERENCE	0- 3	1- 3	4- 6				
3- 5	0- 0	0- 0	HOME	0- 1	1- 1	2- 3				
2- 6	0- 0	0- 0	AWAY	0- 1	0- 2	2- 3				
0- 1	0- 0	0- 0	NEUTRAL	0- 1	0- 0	0- 0				

RPI S	Opponent	Score	RPI S	Opponent	Score	RPI S	Opponent	Score	RPI S	Opponent	Score	Team's RPI: 258
31	H Syracuse	60 78	76	A New Hampshire	46 49	114	A Albany (NY)	54 64				
49	N Indiana	60 74	76	H New Hampshire	45 56	114	H Albany (NY)	57 75				
			76	N New Hampshire	49 58	125	A Maine	71 78				
						125	H Maine	55 41				
						127	H Cornell	66 65				
						148	A Iona	46 57				
						178	H Hofstra	64 67				
						183	A Hartford	52 65				
						183	H Hartford	40 62				
						194	H Columbia	55 53				
						210	A UMBC	61 67				
						210	H UMBC	51 37				
						211	A Binghamton	74 59				
						211	H Binghamton	40 48				
						248	A St. Bonaventure	37 51				
						274	A Vermont	43 53				
						274	H Vermont	43 57				
						279	A Manhattan	55 50				
						297	H UMKC	57 55				
						305	A Central Conn. St.	64 59				
						325	N Florida A&M	80 49				
						336	A LIU Brooklyn	48 58				
						343	A UMass Lowell	86 44				
						343	H UMass Lowell	83 53				
LAST 12 Division I GAMES:												
76	N New Hampshire	49 58	343	A UMass Lowell	86 44							
274	H Vermont	43 57	114	H Albany (NY)	57 75							
210	H UMBC	51 37	76	H New Hampshire	45 56							
211	A Binghamton	74 59	274	A Vermont	43 53							
183	H Hartford	40 62	210	A UMBC	61 67							
125	A Maine	71 78	211	H Binghamton	40 48							

Non-Div I Games: Molloy 62 53

Stony Brook

Loss, Non-Conf, S Site, H Home A Away N Neutral

Syracuse

Through Games Of March 9, 2017

Average RPI Win:	150	WON-LOST	WINNING	LAST 10	STRENGTH OF	OPP. STRENGTH	TEAM	ADJ.	CONF.	ADJ CONF.
Average RPI Loss:	24	RECORD	PCT. RANK	GAMES	SCHEDULE	OF SCHEDULE	RPI	RPI	RPI	RPI
DIV. I ONLY	21- 10	79	7- 3	47	34	31	31	3	3	
DIV. I NON-CONF.	9- 4	85	0- 0	112	81	81	81	4	4	
TOTALS	RPI 1-25	RPI 26-50	W-L RECORDS	RPI 51-100	RPI 101-150	RPI 150+				
21- 10	1- 8	2- 0	OVERALL	3- 2	5- 0	10- 0				
13- 1	1- 1	2- 0	HOME	2- 0	1- 0	7- 0				
5- 5	0- 3	0- 0	AWAY	0- 2	2- 0	3- 0				
3- 4	0- 4	0- 0	NEUTRAL	1- 0	2- 0	0- 0				
9- 4	0- 3	1- 0	NON-CONFERENCE	1- 1	1- 0	6- 0				
6- 0	0- 0	1- 0	HOME	0- 0	0- 0	5- 0				
1- 1	0- 0	0- 0	AWAY	0- 1	0- 0	1- 0				
2- 3	0- 3	0- 0	NEUTRAL	1- 0	1- 0	0- 0				
12- 6	1- 5	1- 0	CONFERENCE	2- 1	4- 0	4- 0				
7- 1	1- 1	1- 0	HOME	2- 0	1- 0	2- 0				
4- 4	0- 3	0- 0	AWAY	0- 1	2- 0	2- 0				
1- 1	0- 1	0- 0	NEUTRAL	0- 0	1- 0	0- 0				

RPI	S	Opponent	Score	RPI	S	Opponent	Score	RPI	S	Opponent	Score	RPI	S	Opponent	Score
2	H	Notre Dame	80 85	38	H	North Carolina St.	85 75	51	H	Virginia	54 49	104	A	Virginia Tech	82 72
8	A	Duke	55 72	41	H	Michigan St.	75 64	52	N	George Washington	74 71	113	A	Clemson	88 62
8	N	Duke	46 68					61	A	Georgia Tech	66 75	119	H	North Carolina	95 64
11	A	Louisville	76 91					77	A	Drexel	61 62	119	N	North Carolina	83 64
12	A	Florida St.	58 77					87	H	Wake Forest	85 64	136	N	Old Dominion	92 66
15	H	Miami (FL)	81 48									162	A	Pittsburgh	73 57
17	N	DePaul	84 108									162	H	Pittsburgh	93 65
21	N	Texas A&M	84 105									175	A	Boston College	72 45
25	N	Ohio St.	72 77									175	H	Boston College	79 52
												176	H	Siena	102 65
												258	A	Stony Brook	78 60
												265	H	Niagara	109 60
												291	H	Coppin St.	76 30
												301	H	Rhode Island	95 49
												305	H	Central Conn. St.	95 63
LAST 12 Division I GAMES:															
8	N	Duke	46 68	8	A	Duke	55 72								
119	N	North Carolina	83 64	175	A	Boston College	72 45								
162	A	Pittsburgh	73 57	162	H	Pittsburgh	93 65								
87	H	Wake Forest	85 64	104	A	Virginia Tech	82 72								
2	H	Notre Dame	80 85	15	H	Miami (FL)	81 48								
119	H	North Carolina	95 64	12	A	Florida St.	58 77								

Non-Div I Games:

Syracuse

■ Loss,
 ■ Non-Conf,
 ■ S Site,
 ■ H Home
 ■ A Away
 N Neutral

TCU										
Average RPI Win:	213	WON-LOST	WINNING	LAST 10	STRENGTH OF	OPP. STRENGTH	TEAM	ADJ.	CONF.	ADJ CONF.
Average RPI Loss:	38	RECORD	PCT. RANK	GAMES	SCHEDULE	OF SCHEDULE	RPI	RPI	RPI	RPI
DIV. I ONLY	12- 18	225	2- 8	62	30	166	166	4	4	
DIV. I NON-CONF.	8- 3	67	0- 0	193	184	122	122	3	3	

TOTALS	RPI 1-25	RPI 26-50	W-L RECORDS	RPI 51-100	RPI 101-150	RPI 150+				
12- 18	0- 10	0- 3	OVERALL	1- 3	2- 2	9- 0				
11- 7	0- 5	0- 1	HOME	1- 1	2- 0	8- 0				
1- 10	0- 5	0- 2	AWAY	0- 2	0- 1	1- 0				
0- 1	0- 0	0- 0	NEUTRAL	0- 0	0- 1	0- 0				
8- 3	0- 2	0- 1	NON-CONFERENCE	0- 0	1- 0	7- 0				
8- 1	0- 1	0- 0	HOME	0- 0	1- 0	7- 0				
0- 2	0- 1	0- 1	AWAY	0- 0	0- 0	0- 0				
0- 0	0- 0	0- 0	NEUTRAL	0- 0	0- 0	0- 0				
4- 15	0- 8	0- 2	CONFERENCE	1- 3	1- 2	2- 0				
3- 6	0- 4	0- 1	HOME	1- 1	1- 0	1- 0				
1- 8	0- 4	0- 1	AWAY	0- 2	0- 1	1- 0				
0- 1	0- 0	0- 0	NEUTRAL	0- 0	0- 1	0- 0				

RPI 1-25				RPI 26-50				RPI 51-100				RPI 101+ Team's RPI: 166			
RPI	S	Opponent	Score	RPI	S	Opponent	Score	RPI	S	Opponent	Score	RPI	S	Opponent	Score
2	A	Notre Dame	59 92	36	A	LSU	61 67	60	A	Iowa St.	69 72	101	H	SMU	76 67
7	A	Baylor	54 77	39	A	West Virginia	73 77	60	H	Iowa St.	80 75	103	A	Texas Tech	64 79
7	H	Baylor	73 91	39	H	West Virginia	61 83	82	A	Oklahoma St.	70 88	103	H	Texas Tech	76 62
13	A	Texas	54 83					82	H	Oklahoma St.	67 82	103	N	Texas Tech	58 76
13	H	Texas	69 77									185	H	Texas Southern	77 48
19	A	Oklahoma	72 87									188	A	Kansas	80 68
19	H	Oklahoma	64 73									188	H	Kansas	83 68
21	H	Texas A&M	67 75									206	H	Grambling	83 47
22	A	Kansas St.	63 74									259	H	Butler	73 47
22	H	Kansas St.	65 68									281	H	McNeese	74 70
												306	H	Alcorn	95 39
												333	H	Incarinate Word	88 40
												340	H	Sam Houston St.	81 37

LAST 12 Division I GAMES:															
103	N	Texas Tech	58 76	7	H	Baylor	73 91								
103	A	Texas Tech	64 79	103	H	Texas Tech	76 62								
19	H	Oklahoma	64 73	188	A	Kansas	80 68								
39	A	West Virginia	73 77	60	A	Iowa St.	69 72								
22	H	Kansas St.	65 68	13	H	Texas	69 77								
82	A	Oklahoma St.	70 88	188	H	Kansas	83 68								

Non-Div I Games:

TCU

■ Loss,
 ■ Non-Conf,
 ■ S Site,
 ■ H Home
 ■ A Away
 N Neutral

Average RPI Win:	136	WON-LOST	WINNING	LAST 10	STRENGTH OF	OPP. STRENGTH	TEAM	ADJ.	CONF.	ADJ CONF.
Average RPI Loss:	50	RECORD	PCT. RANK	GAMES	SCHEDULE	OF SCHEDULE	RPI	RPI	RPI	RPI
DIV. I ONLY	24- 7	31	8- 2	52	49	18	18	5	5	
DIV. I NON-CONF.	10- 3	54	0- 0	69	48	24	24	5	5	
TOTALS	RPI 1-25	RPI 26-50	W-L RECORDS	RPI 51-100	RPI 101-150	RPI 150+				
24- 7	1- 2	2- 3	OVERALL	5- 1	4- 0	12- 1				
11- 2	1- 1	1- 1	HOME	1- 0	2- 0	6- 0				
12- 3	0- 1	1- 1	AWAY	4- 0	2- 0	5- 1				
1- 2	0- 0	0- 1	NEUTRAL	0- 1	0- 0	1- 0				
10- 3	1- 0	1- 1	NON-CONFERENCE	2- 1	1- 0	5- 1				
5- 0	1- 0	1- 0	HOME	0- 0	0- 0	3- 0				
5- 2	0- 0	0- 1	AWAY	2- 0	1- 0	2- 1				
0- 1	0- 0	0- 0	NEUTRAL	0- 1	0- 0	0- 0				
14- 4	0- 2	1- 2	CONFERENCE	3- 0	3- 0	7- 0				
6- 2	0- 1	0- 1	HOME	1- 0	2- 0	3- 0				
7- 1	0- 1	1- 0	AWAY	2- 0	1- 0	3- 0				
1- 1	0- 0	0- 1	NEUTRAL	0- 0	0- 0	1- 0				

RPI	S	Opponent	Score	RPI	S	Opponent	Score	RPI	S	Opponent	Score	RPI	S	Opponent	Score
1	A	UConn	45 90	30	A	South Fla.	77 71	56	A	Penn	63 53	101	H	SMU	66 52
1	H	UConn	69 97	30	H	South Fla.	51 55	66	A	Villanova	83 48	112	A	Saint Joseph's	86 70
17	H	DePaul	84 74	30	N	South Fla.	58 63	75	A	Tulane	76 50	143	A	Tulsa	58 49
				33	H	Quinnipiac	71 68	75	H	Tulane	86 71	143	H	Tulsa	70 43
				43	A	Harvard	62 73	83	N	Florida	76 83	164	A	Hampton	65 71
								94	A	UCF	66 60	164	H	Fairfield	73 59
												167	A	Memphis	73 67
												167	H	Memphis	66 51
												171	H	La Salle	86 70
												172	A	East Carolina	76 43
												172	H	East Carolina	78 47
												174	A	Houston	69 57
												174	N	Houston	67 58
												180	H	Cincinnati	88 64
												228	A	Rutgers	48 37
												271	A	Kennesaw St.	79 38
												274	H	Vermont	53 39
LAST 12 Division I GAMES:															
				30	N	South Fla.	58 63					101	H	SMU	66 52
				174	N	Houston	67 58					172	A	East Carolina	76 43
				94	A	UCF	66 60					143	H	Tulsa	70 43
				180	H	Cincinnati	88 64					75	A	Tulane	76 50
				1	A	UConn	45 90					1	H	UConn	69 97
				30	A	South Fla.	77 71					30	H	South Fla.	51 55

Non-Div I Games:

Temple

Tennessee

Through Games Of March 9, 2017

Average RPI Win:	97	WON-LOST	WINNING	LAST 10	STRENGTH OF	OPP. STRENGTH	TEAM	ADJ.	CONF.	ADJ CONF.
Average RPI Loss:	68	RECORD	PCT. RANK	GAMES	SCHEDULE	OF SCHEDULE	RPI	RPI	RPI	RPI
DIV. I ONLY	19- 11	105	6- 4	5	27	20	20	2	2	
DIV. I NON-CONF.	9- 4	85	0- 0	6	37	14	14	2	2	
TOTALS	RPI 1-25	RPI 26-50	W-L RECORDS	RPI 51-100	RPI 101-150	RPI 150+				
19- 11	6- 4	2- 1	OVERALL	2- 2	4- 4	5- 0				
13- 3	4- 3	1- 0	HOME	1- 0	3- 0	4- 0				
6- 7	2- 1	1- 1	AWAY	1- 2	1- 3	1- 0				
0- 1	0- 0	0- 0	NEUTRAL	0- 0	0- 1	0- 0				
9- 4	2- 2	1- 0	NON-CONFERENCE	0- 1	2- 1	4- 0				
7- 1	2- 1	0- 0	HOME	0- 0	2- 0	3- 0				
2- 3	0- 1	1- 0	AWAY	0- 1	0- 1	1- 0				
0- 0	0- 0	0- 0	NEUTRAL	0- 0	0- 0	0- 0				
10- 7	4- 2	1- 1	CONFERENCE	2- 1	2- 3	1- 0				
6- 2	2- 2	1- 0	HOME	1- 0	1- 0	1- 0				
4- 4	2- 0	0- 1	AWAY	1- 1	1- 2	0- 0				
0- 1	0- 0	0- 0	NEUTRAL	0- 0	0- 1	0- 0				

RPI	S	Opponent	Score	RPI	S	Opponent	Score	RPI	S	Opponent	Score	RPI	S	Opponent	Score
2	H	Notre Dame	71 69	36	H	LSU	77 58	83	A	Florida	84 75	104	A	Virginia Tech	63 67
3	A	South Carolina	76 74	42	A	James Madison	81 69	83	H	Florida	74 70	111	A	Vanderbilt	70 57
5	A	Mississippi St.	82 64	46	A	Auburn	61 79	85	A	Penn St.	56 70	111	H	Vanderbilt	91 63
5	H	Mississippi St.	64 74					86	A	Georgia	78 81	116	A	Ole Miss	62 67
6	H	Stanford	59 51									125	H	Troy	110 84
7	H	Baylor	66 88									131	A	Alabama	57 65
13	A	Texas	67 72									131	N	Alabama	64 72
14	H	Kentucky	72 65									135	H	Navy	85 55
21	H	Texas A&M	59 61									173	H	Arkansas	59 46
24	H	Missouri	77 66									203	A	ETSU	83 58
												213	H	Appalachian St.	92 66
												215	H	UNCW	90 54
												252	H	Tennessee St.	86 36
LAST 12 Division I GAMES:															
131	N	Alabama	64 72	24	H	Missouri	77 66								
5	A	Mississippi St.	82 64	86	A	Georgia	78 81								
83	H	Florida	74 70	36	H	LSU	77 58								
173	H	Arkansas	59 46	3	A	South Carolina	76 74								
131	A	Alabama	57 65	83	A	Florida	84 75								
21	H	Texas A&M	59 61	111	H	Vanderbilt	91 63								

Non-Div I Games:

Tennessee

■ Loss,
■ Non-Conf, S Site,
■ Home
■ Away
N Neutral

Average RPI Win:	234	WON-LOST	WINNING	LAST 10	STRENGTH OF	OPP. STRENGTH	TEAM	ADJ.	CONF.	ADJ CONF.
Average RPI Loss:	187	RECORD	PCT. RANK	GAMES	SCHEDULE	OF SCHEDULE	RPI	RPI	RPI	RPI
DIV. I ONLY	9- 16	253	3- 7	213	257	252	252	26	26	
DIV. I NON-CONF.	4- 5	198	0- 0	188	134	147	147	25	25	
TOTALS	RPI 1-25	RPI 26-50	W-L RECORDS	RPI 51-100	RPI 101-150	RPI 150+				
9- 16	0- 1	0- 0	OVERALL	1- 3	0- 1	8- 11				
6- 3	0- 0	0- 0	HOME	0- 1	0- 0	6- 2				
2- 12	0- 1	0- 0	AWAY	1- 2	0- 1	1- 8				
1- 1	0- 0	0- 0	NEUTRAL	0- 0	0- 0	1- 1				
4- 5	0- 1	0- 0	NON-CONFERENCE	1- 1	0- 1	3- 2				
1- 0	0- 0	0- 0	HOME	0- 0	0- 0	1- 0				
2- 4	0- 1	0- 0	AWAY	1- 1	0- 1	1- 1				
1- 1	0- 0	0- 0	NEUTRAL	0- 0	0- 0	1- 1				
5- 11	0- 0	0- 0	CONFERENCE	0- 2	0- 0	5- 9				
5- 3	0- 0	0- 0	HOME	0- 1	0- 0	5- 2				
0- 8	0- 0	0- 0	AWAY	0- 1	0- 0	0- 7				
0- 0	0- 0	0- 0	NEUTRAL	0- 0	0- 0	0- 0				

RPI 1-25				RPI 26-50				RPI 51-100				RPI 101+ Team's RPI: 252			
RPI	S	Opponent	Score	RPI	S	Opponent	Score	RPI	S	Opponent	Score	RPI	S	Opponent	Score
20	A	Tennessee	36 86					57	A	Belmont	71 87	105	A	UNLV	48 69
								57	H	Belmont	60 70	170	N	Bethune-Cookman	69 60
								82	A	Oklahoma St.	48 86	177	A	Morehead St.	74 87
								100	A	Stetson	56 50	177	H	Morehead St.	69 66
												202	A	SIUE	52 73
												204	A	Xavier	54 63
												209	N	Wisconsin	70 80
												221	H	UT Martin	85 80
												251	A	Jacksonville St.	56 69
												251	H	Jacksonville St.	64 51
												262	A	Austin Peay	63 79
												264	A	Murray St.	72 80
												266	H	Southeast Mo. St.	67 75
												270	A	Eastern Ky.	62 66
												270	H	Eastern Ky.	78 64
												282	A	Tennessee Tech	59 64
												282	H	Tennessee Tech	59 72
												299	A	Lipscomb	77 71
												300	H	Eastern Ill.	69 58
												318	H	Arkansas St.	76 66
LAST 12 Division I GAMES:															
57	A	Belmont	71 87	300	H	Eastern Ill.	69 58								
270	H	Eastern Ky.	78 64	57	H	Belmont	60 70								
177	A	Morehead St.	74 87	202	A	SIUE	52 73								
251	A	Jacksonville St.	56 69	251	H	Jacksonville St.	64 51								
282	H	Tennessee Tech	59 72	282	A	Tennessee Tech	59 64								
262	A	Austin Peay	63 79	270	A	Eastern Ky.	62 66								

Non-Div I Games: Fisk 97 41

Tennessee St.

■ Loss,
 ■ Non-Conf,
 ■ S Site,
 ■ Home
 ■ A Away
 N Neutral

Tennessee Tech

Through Games Of March 9, 2017

Average RPI Win:	268	WON-LOST	WINNING	LAST 10	STRENGTH OF	OPP. STRENGTH	TEAM	ADJ.	CONF.	ADJ CONF.
Average RPI Loss:	180	RECORD	PCT. RANK	GAMES	SCHEDULE	OF SCHEDULE	RPI	RPI	RPI	RPI
DIV. I ONLY	9- 20	273	3- 7	210	293	282	282	26	26	
DIV. I NON-CONF.	2- 10	305	0- 0	203	303	311	311	25	25	
TOTALS	RPI 1-25	RPI 26-50	W-L RECORDS	RPI 51-100	RPI 101-150	RPI 150+				
9- 20	0- 0	0- 0	OVERALL	0- 4	0- 3	9- 13				
6- 7	0- 0	0- 0	HOME	0- 2	0- 1	6- 4				
3- 12	0- 0	0- 0	AWAY	0- 2	0- 2	3- 8				
0- 1	0- 0	0- 0	NEUTRAL	0- 0	0- 0	0- 1				
2- 10	0- 0	0- 0	NON-CONFERENCE	0- 2	0- 3	2- 5				
1- 4	0- 0	0- 0	HOME	0- 1	0- 1	1- 2				
1- 6	0- 0	0- 0	AWAY	0- 1	0- 2	1- 3				
0- 0	0- 0	0- 0	NEUTRAL	0- 0	0- 0	0- 0				
7- 10	0- 0	0- 0	CONFERENCE	0- 2	0- 0	7- 8				
5- 3	0- 0	0- 0	HOME	0- 1	0- 0	5- 2				
2- 6	0- 0	0- 0	AWAY	0- 1	0- 0	2- 5				
0- 1	0- 0	0- 0	NEUTRAL	0- 0	0- 0	0- 1				

RPI S	Opponent	Score	RPI S	Opponent	Score	RPI S	Opponent	Score	RPI S	Opponent	Score	Team's RPI: 282
						57	A Belmont	75 89	111	A Vanderbilt	57 89	
						57	H Belmont	66 85	124	A Radford	46 79	
						62	A IUPUI	63 77	142	H Wright St.	54 65	
						80	H Middle Tenn.	62 73	177	A Morehead St.	65 79	
									177	H Morehead St.	52 81	
									180	A Cincinnati	38 60	
									199	H UNCG	59 65	
									202	A SIUE	49 60	
									202 N	SIUE	69 77	
									203	H ETSU	76 82	
									221	H UT Martin	81 71	
									239	A UNC Asheville	65 77	
									251	A Jacksonville St.	44 57	
									251	H Jacksonville St.	56 54	
									252	A Tennessee St.	72 59	
									252	H Tennessee St.	64 59	
									262	H Austin Peay	84 87	
									264	H Murray St.	72 54	
									266	A Southeast Mo. St.	74 63	
									270	A Eastern Ky.	65 78	
									270	H Eastern Ky.	53 51	
									295	H Northern Ky.	55 40	
									299	A Lipscomb	69 71	
									300	A Eastern Ill.	46 54	
									345	A Winthrop	73 50	
LAST 12 Division I GAMES:												
			202 N	SIUE	69 77	300	A Eastern Ill.	46 54				
			270	A Eastern Ky.	65 78	221	H UT Martin	81 71				
			177	H Morehead St.	52 81	270	H Eastern Ky.	53 51				
			251	A Jacksonville St.	44 57	177	A Morehead St.	65 79				
			57	H Belmont	66 85	57	A Belmont	75 89				
			252	A Tennessee St.	72 59	252	H Tennessee St.	64 59				

Non-Div I Games: Tenn. Wesleyan 54 41

Tennessee Tech

■ Loss,
■ Non-Conf,
■ S Site,
■ H Home
■ A Away
N Neutral

Average RPI Win:	116	WON-LOST	WINNING	LAST 10	STRENGTH OF	OPP. STRENGTH	TEAM	ADJ.	CONF.	ADJ CONF.
Average RPI Loss:	18	RECORD	PCT. RANK	GAMES	SCHEDULE	OF SCHEDULE	RPI	RPI	RPI	RPI
DIV. I ONLY	23- 8	43	6- 4	9	6	13	13	4	4	
DIV. I NON-CONF.	7- 4	114	1- 0	9	7	37	37	3	3	
TOTALS	RPI 1-25	RPI 26-50	W-L RECORDS	RPI 51-100	RPI 101-150	RPI 150+				
23- 8	6- 6	2- 1	OVERALL	4- 1	2- 0	9- 0				
13- 3	3- 2	1- 0	HOME	1- 1	1- 0	7- 0				
9- 3	3- 3	1- 0	AWAY	2- 0	1- 0	2- 0				
1- 2	0- 1	0- 1	NEUTRAL	1- 0	0- 0	0- 0				
7- 4	2- 4	0- 0	NON-CONFERENCE	0- 0	0- 0	5- 0				
6- 1	1- 1	0- 0	HOME	0- 0	0- 0	5- 0				
1- 2	1- 2	0- 0	AWAY	0- 0	0- 0	0- 0				
0- 1	0- 1	0- 0	NEUTRAL	0- 0	0- 0	0- 0				
16- 4	4- 2	2- 1	CONFERENCE	4- 1	2- 0	4- 0				
7- 2	2- 1	1- 0	HOME	1- 1	1- 0	2- 0				
8- 1	2- 1	1- 0	AWAY	2- 0	1- 0	2- 0				
1- 1	0- 0	0- 1	NEUTRAL	1- 0	0- 0	0- 0				

RPI	S	Opponent	Score
1	N	UConn	54 72
3	H	South Carolina	67 76
5	A	Mississippi St.	68 79
6	A	Stanford	59 71
7	A	Baylor	85 79
7	H	Baylor	67 70
12	A	Florida St.	92 88
19	A	Oklahoma	73 74
19	H	Oklahoma	86 68
20	H	Tennessee	72 67
22	A	Kansas St.	69 61
22	H	Kansas St.	63 58

RPI	S	Opponent	Score
39	A	West Virginia	73 63
39	H	West Virginia	69 54
39	N	West Virginia	59 62

RPI	S	Opponent	Score
60	A	Iowa St.	75 68
60	H	Iowa St.	66 70
82	A	Oklahoma St.	85 71
82	H	Oklahoma St.	66 35
82	N	Oklahoma St.	71 60

RPI	S	Opponent	Score
103	A	Texas Tech	77 57
103	H	Texas Tech	67 47
166	A	TCU	77 69
166	H	TCU	83 54
184	H	UTSA	76 43
188	A	Kansas	66 54
188	H	Kansas	75 42
219	H	New Orleans	80 48
236	H	UTRGV	85 61
303	H	Northwestern St.	86 39
337	H	Houston Baptist	98 46

LAST 12 Division I GAMES:

39	N	West Virginia	59 62	12	A	Florida St.	92 88
82	N	Oklahoma St.	71 60	188	H	Kansas	75 42
22	A	Kansas St.	69 61	7	A	Baylor	85 79
60	H	Iowa St.	66 70	22	H	Kansas St.	63 58
7	H	Baylor	67 70	82	A	Oklahoma St.	85 71
19	A	Oklahoma	73 74	39	H	West Virginia	69 54

Non-Div I Games:

Texas

Average RPI Win:	106	WON-LOST	WINNING	LAST 10	STRENGTH OF	OPP. STRENGTH	TEAM	ADJ.	CONF.	ADJ CONF.
Average RPI Loss:	46	RECORD	PCT. RANK	GAMES	SCHEDULE	OF SCHEDULE	RPI	RPI	RPI	RPI
DIV. I ONLY	21- 11	92	5- 5	10	31	21	21	2	2	
DIV. I NON-CONF.	10- 3	54	0- 0	32	117	33	33	2	2	
TOTALS	RPI 1-25	RPI 26-50	W-L RECORDS	RPI 51-100	RPI 101-150	RPI 150+				
21- 11	3- 5	4- 2	OVERALL	5- 2	4- 2	5- 0				
12- 3	0- 2	2- 0	HOME	3- 1	4- 0	3- 0				
5- 6	2- 2	1- 1	AWAY	1- 1	0- 2	1- 0				
4- 2	1- 1	1- 1	NEUTRAL	1- 0	0- 0	1- 0				
10- 3	0- 0	2- 1	NON-CONFERENCE	2- 1	2- 1	4- 0				
6- 1	0- 0	0- 0	HOME	2- 1	2- 0	2- 0				
2- 1	0- 0	1- 0	AWAY	0- 0	0- 1	1- 0				
2- 1	0- 0	1- 1	NEUTRAL	0- 0	0- 0	1- 0				
11- 8	3- 5	2- 1	CONFERENCE	3- 1	2- 1	1- 0				
6- 2	0- 2	2- 0	HOME	1- 0	2- 0	1- 0				
3- 5	2- 2	0- 1	AWAY	1- 1	0- 1	0- 0				
2- 1	1- 1	0- 0	NEUTRAL	1- 0	0- 0	0- 0				

RPI	S	Opponent	Score	RPI	S	Opponent	Score	RPI	S	Opponent	Score	RPI	S	Opponent	Score
3	H	South Carolina	64 80	31	N	Syracuse	105 84	83	A	Florida	67 59	101	A	SMU	53 54
5	A	Mississippi St.	61 71	32	N	Dayton	57 74	83	H	Florida	84 76	103	H	Texas Tech	98 90
5	H	Mississippi St.	67 72	36	A	LSU	63 67	83	N	Florida	67 48	106	H	Abilene Christian	71 45
5	N	Mississippi St.	50 66	36	H	LSU	54 52	86	A	Georgia	59 69	111	H	Vanderbilt	77 72
14	A	Kentucky	77 68	45	A	Little Rock	55 37	89	H	Southern California	62 66	116	A	Ole Miss	49 62
20	A	Tennessee	61 59	46	H	Auburn	66 61	97	H	Central Ark.	74 49	131	H	Alabama	69 48
24	A	Missouri	76 78					99	H	SFA	63 48	166	A	TCU	75 67
24	N	Missouri	62 48									173	H	Arkansas	90 65
												223	N	Southern U.	81 58
												269	H	Prairie View	90 62
												280	H	A&M-Corpus Christi	84 55
LAST 12 Division I GAMES:															
		5 N Mississippi St.	50 66			36 A LSU	63 67								
		24 N Missouri	62 48			20 A Tennessee	61 59								
		83 N Florida	67 48			131 H Alabama	69 48								
		116 A Ole Miss	49 62			46 H Auburn	66 61								
		3 H South Carolina	64 80			83 H Florida	84 76								
		5 H Mississippi St.	67 72			5 A Mississippi St.	61 71								

Non-Div I Games:

Texas A&M

■ Loss,
 ■ Non-Conf, S Site,
 ■ Home
 ■ Away
 N Neutral

Through Games of March 31, 2017				Through Games of March 31, 2017						
Average RPI Win: 275		WON-LOST	WINNING	LAST 10	STRENGTH OF	OPP. STRENGTH	TEAM	ADJ.	CONF.	ADJ CONF.
Average RPI Loss: 224		RECORD	PCT. RANK	GAMES	SCHEDULE	OF SCHEDULE	RPI	RPI	RPI	RPI
DIV. I ONLY		20- 9	74	8- 2	346	322	185	185	30	30
DIV. I NON-CONF.		5- 5	165	0- 0	333	230	206	206	30	30
TOTALS		RPI 1-25	RPI 26-50	W-L RECORDS	RPI 51-100	RPI 101-150	RPI 150+			
20- 9	0- 0		0- 0	OVERALL	0- 0	0- 1	20- 8			
9- 2	0- 0		0- 0	HOME	0- 0	0- 0	9- 2			
10- 7	0- 0		0- 0	AWAY	0- 0	0- 1	10- 6			
1- 0	0- 0		0- 0	NEUTRAL	0- 0	0- 0	1- 0			
5- 5	0- 0		0- 0	NON-CONFERENCE	0- 0	0- 1	5- 4			
0- 1	0- 0		0- 0	HOME	0- 0	0- 0	0- 1			
4- 4	0- 0		0- 0	AWAY	0- 0	0- 1	4- 3			
1- 0	0- 0		0- 0	NEUTRAL	0- 0	0- 0	1- 0			
15- 4	0- 0		0- 0	CONFERENCE	0- 0	0- 0	15- 4			
9- 1	0- 0		0- 0	HOME	0- 0	0- 0	9- 1			
6- 3	0- 0		0- 0	AWAY	0- 0	0- 0	6- 3			
0- 0	0- 0		0- 0	NEUTRAL	0- 0	0- 0	0- 0			

[illegible]

Non-Div I Games:	P.R.-Bayamon	64	58
------------------	--------------	----	----

Texas Southern

Loss, Non-Conf, S Site, H Home A Away N Neutral

RPI	S	Opponent	Score
337	A	Houston Baptist	50 34
349	A	Alabama A&M	53 39
349	H	Alabama A&M	60 51

Average RPI Win:	223	WON-LOST	WINNING	LAST 10	STRENGTH OF	OPP. STRENGTH	TEAM	ADJ.	CONF.	ADJ CONF.
Average RPI Loss:	177	RECORD	PCT. RANK	GAMES	SCHEDULE	OF SCHEDULE	RPI	RPI	RPI	RPI
DIV. I ONLY	16- 13	138	6- 4	233	242	168	168	21	21	
DIV. I NON-CONF.	5- 5	165	0- 0	249	265	191	191	19	19	
TOTALS	RPI 1-25	RPI 26-50	W-L RECORDS	RPI 51-100	RPI 101-150	RPI 150+				
16- 13	0- 1	1- 0	OVERALL	1- 1	2- 4	12- 7				
10- 3	0- 0	1- 0	HOME	0- 1	2- 0	7- 2				
6- 9	0- 1	0- 0	AWAY	1- 0	0- 3	5- 5				
0- 1	0- 0	0- 0	NEUTRAL	0- 0	0- 1	0- 0				
5- 5	0- 1	0- 0	NON-CONFERENCE	0- 0	0- 1	5- 3				
3- 1	0- 0	0- 0	HOME	0- 0	0- 0	3- 1				
2- 4	0- 1	0- 0	AWAY	0- 0	0- 1	2- 2				
0- 0	0- 0	0- 0	NEUTRAL	0- 0	0- 0	0- 0				
11- 8	0- 0	1- 0	CONFERENCE	1- 1	2- 3	7- 4				
7- 2	0- 0	1- 0	HOME	0- 1	2- 0	4- 1				
4- 5	0- 0	0- 0	AWAY	1- 0	0- 2	3- 3				
0- 1	0- 0	0- 0	NEUTRAL	0- 0	0- 1	0- 0				

RPI 1-25				RPI 26-50				RPI 51-100				RPI 101+ Team's RPI: 168			
RPI	S	Opponent	Score	RPI	S	Opponent	Score	RPI	S	Opponent	Score	RPI	S	Opponent	Score
7	A	Baylor	24 90	45	H	Little Rock	64 47	84	A	UT Arlington	75 69	101	A	SMU	56 64
								84	H	UT Arlington	39 61	125	A	Troy	54 65
												125	H	Troy	74 72
												147	A	Louisiana	43 62
												147	H	Louisiana	62 40
												147	N	Louisiana	64 66
												174	A	Houston	61 56
												182	A	North Texas	59 58
												184	A	UTSA	47 72
												185	H	Texas Southern	53 66
												213	A	Appalachian St.	53 37
												213	H	Appalachian St.	64 66
												241	A	South Ala.	57 44
												241	H	South Ala.	55 39
												247	A	Ga. Southern	69 71
												256	A	Coastal Caro.	48 64
												256	H	Coastal Caro.	83 62
												260	A	Georgia St.	62 51
												269	A	Prairie View	60 64
												280	H	A&M-Corpus Christi	57 50
												318	H	Arkansas St.	63 43
												331	A	La.-Monroe	59 61
												331	H	La.-Monroe	63 50
												333	H	Incarnate Word	67 50
												340	H	Sam Houston St.	69 46
LAST 12 Division I GAMES:															
				147	N	Louisiana	64 66	260	A	Georgia St.	62 51				
				331	A	La.-Monroe	59 61	45	H	Little Rock	64 47				
				147	A	Louisiana	43 62	318	H	Arkansas St.	63 43				
				125	H	Troy	74 72	84	A	UT Arlington	75 69				
				241	H	South Ala.	55 39	256	A	Coastal Caro.	48 64				
				247	A	Ga. Southern	69 71	213	A	Appalachian St.	53 37				

Non-Div I Games: St. Edward's 51 65

Texas St.

Average RPI Win:	145	WON-LOST	WINNING	LAST 10	STRENGTH OF	OPP. STRENGTH	TEAM	ADJ.	CONF.	ADJ CONF.
Average RPI Loss:	51	RECORD	PCT. RANK	GAMES	SCHEDULE	OF SCHEDULE	RPI	RPI	RPI	RPI
DIV. I ONLY	14- 17	205	3- 7	21	29	103	103	4	4	
DIV. I NON-CONF.	8- 3	67	0- 0	45	127	38	38	3	3	
TOTALS	RPI 1-25	RPI 26-50	W-L RECORDS	RPI 51-100	RPI 101-150	RPI 150+				
14- 17	0- 11	1- 1	OVERALL	4- 2	2- 0	7- 3				
12- 4	0- 4	1- 0	HOME	4- 0	1- 0	6- 0				
0- 12	0- 6	0- 1	AWAY	0- 2	0- 0	0- 3				
2- 1	0- 1	0- 0	NEUTRAL	0- 0	1- 0	1- 0				
8- 3	0- 2	0- 0	NON-CONFERENCE	2- 0	2- 0	4- 1				
7- 0	0- 0	0- 0	HOME	2- 0	1- 0	4- 0				
0- 3	0- 2	0- 0	AWAY	0- 0	0- 0	0- 1				
1- 0	0- 0	0- 0	NEUTRAL	0- 0	1- 0	0- 0				
6- 14	0- 9	1- 1	CONFERENCE	2- 2	0- 0	3- 2				
5- 4	0- 4	1- 0	HOME	2- 0	0- 0	2- 0				
0- 9	0- 4	0- 1	AWAY	0- 2	0- 0	0- 2				
1- 1	0- 1	0- 0	NEUTRAL	0- 0	0- 0	1- 0				

RPI S	Opponent	Score	RPI S	Opponent	Score	RPI S	Opponent	Score	RPI S	Opponent	Score	Team's RPI: 103
7	A Baylor	48 86	39	A West Virginia	79 89	60	A Iowa St.	68 79	120	N Fordham	59 50	
7	H Baylor	61 79	39	H West Virginia	75 66	60	H Iowa St.	75 66	130	H North Dakota	90 80	
7	N Baylor	63 95				82	A Oklahoma St.	62 75	153	H New Mexico	69 58	
13	A Texas	47 67				82	H Oklahoma St.	70 65	166	A TCU	62 76	
13	H Texas	57 77				84	H UT Arlington	79 60	166	H TCU	79 64	
15	A Miami (FL)	56 74				97	H Central Ark.	79 45	166	N TCU	76 58	
19	A Oklahoma	45 66							173	A Arkansas	60 66	
19	H Oklahoma	56 64							174	H Houston	84 60	
21	A Texas A&M	90 98							188	A Kansas	60 66	
22	A Kansas St.	54 68							188	H Kansas	75 60	
22	H Kansas St.	53 65							269	H Prairie View	85 43	
									306	H Alcorn	90 37	
LAST 12 Division I GAMES:												
	7 N Baylor	63 95		60 A Iowa St.	68 79							
	166 N TCU	76 58		19 H Oklahoma	56 64							
	166 H TCU	79 64		166 A TCU	62 76							
	7 A Baylor	48 86		7 H Baylor	61 79							
	82 A Oklahoma St.	62 75		22 H Kansas St.	53 65							
	188 H Kansas	75 60		188 A Kansas	60 66							

Non-Div I Games:

Texas Tech

■ Loss,
■ Non-Conf,
■ S Site,
■ H Home
■ A Away
N Neutral

Average RPI Win:	189	WON-LOST	WINNING	LAST 10	STRENGTH OF	OPP. STRENGTH	TEAM	ADJ.	CONF.	ADJ CONF.
Average RPI Loss:	61	RECORD	PCT. RANK	GAMES	SCHEDULE	OF SCHEDULE	RPI	RPI	RPI	RPI
DIV. I ONLY	22- 8	51	9- 1	102	94	55	55	10	10	
DIV. I NON-CONF.	8- 2	49	0- 0	217	34	82	82	11	11	
TOTALS	RPI 1-25	RPI 26-50	W-L RECORDS	RPI 51-100	RPI 101-150	RPI 150+				
22- 8	0- 2	2- 1	OVERALL	4- 4	2- 1	14- 0				
11- 4	0- 1	1- 0	HOME	1- 2	1- 1	8- 0				
9- 3	0- 0	1- 1	AWAY	2- 2	1- 0	5- 0				
2- 1	0- 1	0- 0	NEUTRAL	1- 0	0- 0	1- 0				
8- 2	0- 2	1- 0	NON-CONFERENCE	0- 0	1- 0	6- 0				
4- 1	0- 1	0- 0	HOME	0- 0	1- 0	3- 0				
3- 0	0- 0	1- 0	AWAY	0- 0	0- 0	2- 0				
1- 1	0- 1	0- 0	NEUTRAL	0- 0	0- 0	1- 0				
14- 6	0- 0	1- 1	CONFERENCE	4- 4	1- 1	8- 0				
7- 3	0- 0	1- 0	HOME	1- 2	0- 1	5- 0				
6- 3	0- 0	0- 1	AWAY	2- 2	1- 0	3- 0				
1- 0	0- 0	0- 0	NEUTRAL	1- 0	0- 0	0- 0				

RPI 1-25				RPI 26-50				RPI 51-100				Team's RPI: 55	RPI 101+			
RPI	S	Opponent	Score	RPI	S	Opponent	Score	RPI	S	Opponent	Score		RPI	S	Opponent	Score
2	H	Notre Dame	68 85	32	A	Dayton	76 72	70	A	Ohio	55 61		118	A	Ball St.	76 66
10	N	UCLA	73 75	44	A	Central Mich.	61 72	70	H	Ohio	55 64		118	H	Ball St.	45 51
				44	H	Central Mich.	74 72	81	A	Northern Ill.	79 75		140	H	Detroit Mercy	72 66
								81	H	Northern Ill.	73 77		160	A	Western Mich.	72 66
								91	A	Buffalo	73 64		160	H	Western Mich.	75 67
								91	H	Buffalo	85 63		181	A	Cleveland St.	92 59
								96	A	Kent St.	60 70		234	A	Akron	61 57
								96	N	Kent St.	67 63		234	H	Akron	65 37
													246	H	Miami (OH)	64 50
													248	H	St. Bonaventure	74 50
													255	H	Bowling Green	74 59
													276	N	Davidson	76 41
													280	A	A&M-Corpus Christi	76 60
													284	A	Eastern Mich.	66 49
													284	H	Eastern Mich.	65 57
													301	H	Rhode Island	65 50
													320	H	Ill.-Chicago	79 51
LAST 12 Division I GAMES:																
				96	N	Kent St.	67 63	44	A	Central Mich.	61 72					
				234	H	Akron	65 37	234	A	Akron	61 57					
				118	A	Ball St.	76 66	255	H	Bowling Green	74 59					
				81	A	Northern Ill.	79 75	160	A	Western Mich.	72 66					
				160	H	Western Mich.	75 67	70	A	Ohio	55 61					
				284	H	Eastern Mich.	65 57	91	H	Buffalo	85 63					

Non-Div I Games: Madonna 99 47

Toledo

RPI 1-25					
RPI	S	Opponent	Score		
16	A	Maryland	63	97	
RPI 26-50					
RPI	S	Opponent	Score		
29	A	Elon	55	83	
29	H	Elon	65	67	
42	A	James Madison	60	55	
42	H	James Madison	54	51	
RPI 51-100					
RPI	S	Opponent	Score		
69	H	Georgetown	59	75	
77	A	Drexel	48	58	
77	H	Drexel	65	80	
Team's RPI: 212					
RPI	S	Opponent	Score		
107	H	Rider	75	79	
121	A	William & Mary	55	68	
121	H	William & Mary	64	60	
127	H	Cornell	68	63	
137	A	Delaware	59	75	
137	H	Delaware	67	73	
158	A	Northeastern	64	72	
158	H	Northeastern	51	63	
178	A	Hofstra	59	56	
178	H	Hofstra	61	70	
178	N	Hofstra	66	77	
193	H	George Mason	79	75	
210	A	UMBC	59	48	
215	A	UNCW	56	59	
215	A	Col. of Charleston	54	59	
215	H	UNCW	42	48	
215	H	Col. of Charleston	61	59	
273	A	Colgate	71	76	
283	H	Norfolk St.	61	58	
291	H	Coppin St.	69	65	
341	A	Wagner	69	40	
343	H	UMass Lowell	90	56	
LAST 12 Division I GAMES:					
178	N	Hofstra	66	77	
137	A	Delaware	59	75	
29	H	Elon	65	67	
178	A	Hofstra	59	56	
158	H	Northeastern	51	63	
77	H	Drexel	65	80	
121	A	William & Mary	55	68	
215	H	UNCW	42	48	
215	A	Col. of Charleston	54	59	
29	A	Elon	55	83	
137	H	Delaware	67	73	
215	A	UNCW	56	59	

Towson

Average RPI Win: 233	WON-LOST	WINNING	LAST 10	STRENGTH OF	OPP. STRENGTH	TEAM	ADJ.	CONF.	ADJ CONF.
Average RPI Loss: 110	RECORD	PCT. RANK	GAMES	SCHEDULE	OF SCHEDULE	RPI	RPI	RPI	RPI
DIV. I ONLY	18- 10	103	6- 4	199	189	125	125	21	21
DIV. I NON-CONF.	5- 4	143	0- 0	144	69	111	111	19	19
TOTALS	RPI 1-25	RPI 26-50	W-L RECORDS	RPI 51-100	RPI 101-150	RPI 150+			
18- 10	0- 1	0- 3	OVERALL	3- 2	0- 1	15- 3			
9- 3	0- 0	0- 1	HOME	2- 0	0- 0	7- 2			
6- 7	0- 0	0- 0	AWAY	0- 0	0- 0	6- 0			
3- 0	0- 0	0- 0	NEUTRAL	1- 0	0- 0	2- 0			
5- 4	0- 1	0- 1	NON-CONFERENCE	2- 1	0- 0	3- 1			
2- 1	0- 0	0- 0	HOME	1- 0	0- 0	1- 1			
1- 3	0- 1	0- 1	AWAY	0- 1	0- 0	1- 0			
2- 0	0- 0	0- 0	NEUTRAL	1- 0	0- 0	1- 0			
13- 6	0- 0	0- 2	CONFERENCE	1- 1	0- 1	12- 2			
7- 2	0- 0	0- 1	HOME	1- 0	0- 0	6- 1			
5- 4	0- 0	0- 1	AWAY	0- 1	0- 1	5- 1			
1- 0	0- 0	0- 0	NEUTRAL	0- 0	0- 0	1- 0			

RPI 1-25				RPI 26-50				RPI 51-100				RPI 101+ Team's RPI: 125			
RPI	S	Opponent	Score	RPI	S	Opponent	Score	RPI	S	Opponent	Score	RPI	S	Opponent	Score
20	A	Tennessee	84 110	45	A	Little Rock	74 77	57	H	Belmont	91 74	147	A	Louisiana	72 80
				45	H	Little Rock	63 74	66	N	Villanova	93 85	168	A	Texas St.	72 74
				46	A	Auburn	52 61	84	A	UT Arlington	72 78	168	H	Texas St.	65 54
								84	H	UT Arlington	85 68	189	H	UAB	77 81
								95	A	Jacksonville	70 77	205	H	Alabama St.	95 66
												213	H	Appalachian St.	86 77
												241	A	South Ala.	73 57
												241	H	South Ala.	75 71
												247	A	Ga. Southern	89 86
												247	H	Ga. Southern	77 67
												256	H	Coastal Caro.	78 66
												260	A	Georgia St.	87 69
												260	H	Georgia St.	65 68
												294	A	Nicholls St.	100 75
												318	A	Arkansas St.	83 75
												318	H	Arkansas St.	90 77
												318	N	Arkansas St.	105 72
												326	N	Loyola Chicago	91 67
												331	A	La.-Monroe	94 67
LAST 12 Division I GAMES:															
318	N	Arkansas St.	105 72	213	H	Appalachian St.	86 77								
45	H	Little Rock	63 74	147	A	Louisiana	72 80								
318	H	Arkansas St.	90 77	331	A	La.-Monroe	94 67								
168	A	Texas St.	72 74	241	H	South Ala.	75 71								
84	A	UT Arlington	72 78	260	H	Georgia St.	65 68								
256	H	Coastal Caro.	78 66	247	H	Ga. Southern	77 67								

Non-Div I Games: Armstrong St. 118 72 Thomas (GA) 110 55

Troy

**T
u
l
a
n
e**

T
u
l
a
n
e

Tulane

■ Loss, ■ Non-Conf, S Site, H Home A Away N Neutral

T
u
l
s
a

T
u
l
s
a

Tulsa

Page 326

UAB				Through Games Of March 9, 2017						
Average RPI Win:	250	WON-LOST	WINNING	LAST 10	STRENGTH OF	OPP. STRENGTH	TEAM	ADJ.	CONF.	ADJ CONF.
Average RPI Loss:	116	RECORD	PCT. RANK	GAMES	SCHEDULE	OF SCHEDULE	RPI	RPI	RPI	RPI
DIV. I ONLY	14- 15	181	5- 5	170	156	189	189	14	14	
DIV. I NON-CONF.	6- 4	127	0- 0	95	213	97	97	16	16	
TOTALS	RPI 1-25	RPI 26-50	W-L RECORDS	RPI 51-100	RPI 101-150	RPI 150+				
14- 15	0- 2	0- 2	OVERALL	0- 3	2- 3	12- 5				
8- 7	0- 1	0- 1	HOME	0- 2	0- 0	8- 3				
5- 8	0- 1	0- 1	AWAY	0- 1	2- 3	3- 2				
1- 0	0- 0	0- 0	NEUTRAL	0- 0	0- 0	1- 0				
6- 4	0- 2	0- 0	NON-CONFERENCE	0- 1	1- 0	5- 1				
3- 2	0- 1	0- 0	HOME	0- 1	0- 0	3- 0				
2- 2	0- 1	0- 0	AWAY	0- 0	1- 0	1- 1				
1- 0	0- 0	0- 0	NEUTRAL	0- 0	0- 0	1- 0				
8- 11	0- 0	0- 2	CONFERENCE	0- 2	1- 3	7- 4				
5- 5	0- 0	0- 1	HOME	0- 1	0- 0	5- 3				
3- 6	0- 0	0- 1	AWAY	0- 1	1- 3	2- 1				
0- 0	0- 0	0- 0	NEUTRAL	0- 0	0- 0	0- 0				

U

A

B

RPI 1-25				RPI 26-50				RPI 51-100				RPI 101+ Team's RPI: 189			
RPI	S	Opponent	Score	RPI	S	Opponent	Score	RPI	S	Opponent	Score	RPI	S	Opponent	Score
12	H	Florida St.	47 93	40	A	Western Ky.	48 60	57	H	Belmont	58 72	110	A	Southern Miss.	59 64
17	A	DePaul	80 90	40	H	Western Ky.	52 62	80	A	Middle Tenn.	56 87	117	A	Charlotte	88 81
								80	H	Middle Tenn.	61 64	125	A	Troy	81 77
												136	A	Old Dominion	61 73
												138	A	Louisiana Tech	63 64
												159	H	Rice	62 61
												169	A	Southern Ill.	64 49
												182	H	North Texas	58 59
												182	H	North Texas	62 65
												184	H	UTSA	67 82
												222	H	High Point	75 66
												230	A	Samford	49 52
												241	H	South Ala.	66 41
												249	A	Marshall	58 61
												249	H	Marshall	71 55
												302	H	UTEP	74 61
												308	A	FIU	61 52
												308	H	FIU	82 68
												312	H	Mississippi Val.	80 46
												314	N	Gardner-Webb	59 49
												338	A	Fla. Atlantic	78 75
												338	H	Fla. Atlantic	66 55
LAST 12 Division I GAMES:															
182	H	North Texas	62 65	136	A	Old Dominion	61 73								
308	A	FIU	61 52	117	A	Charlotte	88 81								
338	A	Fla. Atlantic	78 75	184	H	UTSA	67 82								
80	A	Middle Tenn.	56 87	302	H	UTEP	74 61								
40	H	Western Ky.	52 62	110	A	Southern Miss.	59 64								
249	H	Marshall	71 55	138	A	Louisiana Tech	63 64								

U

A

B

Non-Div I Games: Miles 106 48

UAB

Loss, Non-Conf, S Site, H Home A Away N Neutral

Average RPI Win: 226		WON-LOST	WINNING	LAST 10	STRENGTH OF	OPP. STRENGTH	TEAM	ADJ.	CONF.	ADJ CONF.
Average RPI Loss: 88		RECORD	PCT. RANK	GAMES	SCHEDULE	OF SCHEDULE	RPI	RPI	RPI	RPI
DIV. I ONLY		22- 6	27	10- 0	198	201	73	73	23	23
DIV. I NON-CONF.		8- 4	97	0- 0	79	80	59	59	23	23
TOTALS		RPI 1-25	RPI 26-50		W-L RECORDS		RPI 51-100	RPI 101-150	RPI 150+	
22- 6	0- 2	0- 0		OVERALL		2- 1	2- 2		18- 1	
11- 2	0- 0	0- 0		HOME		1- 0	1- 1		9- 1	
11- 3	0- 2	0- 0		AWAY		1- 0	1- 1		9- 0	
0- 1	0- 0	0- 0		NEUTRAL		0- 1	0- 0		0- 0	
8- 4	0- 2	0- 0		NON-CONFERENCE		2- 1	2- 0		4- 1	
4- 1	0- 0	0- 0		HOME		1- 0	1- 0		2- 1	
4- 2	0- 2	0- 0		AWAY		1- 0	1- 0		2- 0	
0- 1	0- 0	0- 0		NEUTRAL		0- 1	0- 0		0- 0	
14- 2	0- 0	0- 0		CONFERENCE		0- 0	0- 2		14- 0	
7- 1	0- 0	0- 0		HOME		0- 0	0- 1		7- 0	
7- 1	0- 0	0- 0		AWAY		0- 0	0- 1		7- 0	
0- 0	0- 0	0- 0		NEUTRAL		0- 0	0- 0		0- 0	

[illegible]

Non-Div I Games:	Holy Names	91	51
------------------	------------	----	----

UC Davis

■ Loss, ■ Non-Conf, S Site, H Home A Away N Neutral

U
C
I
r
v
i
n
eU
C
I
r
v
i
n
e

UC Irvine

Page 329

UC Riverside

Through Games Of March 9, 2017

Average RPI Win:	271	WON-LOST	WINNING	LAST 10	STRENGTH OF	OPP. STRENGTH	TEAM	ADJ.	CONF.	ADJ CONF.
Average RPI Loss:	113	RECORD	PCT. RANK	GAMES	SCHEDULE	OF SCHEDULE	RPI	RPI	RPI	RPI
DIV. I ONLY	16- 15	167	5- 5	238	224	187	187	23	23	
DIV. I NON-CONF.	6- 7	182	0- 0	127	139	150	150	23	23	
TOTALS	RPI 1-25	RPI 26-50	W-L RECORDS	RPI 51-100	RPI 101-150	RPI 150+				
16- 15	0- 1	0- 0	OVERALL	0- 7	0- 2	16- 5				
8- 5	0- 0	0- 0	HOME	0- 3	0- 1	8- 1				
6- 9	0- 1	0- 0	AWAY	0- 4	0- 1	6- 3				
2- 1	0- 0	0- 0	NEUTRAL	0- 0	0- 0	2- 1				
6- 7	0- 1	0- 0	NON-CONFERENCE	0- 5	0- 0	6- 1				
3- 2	0- 0	0- 0	HOME	0- 2	0- 0	3- 0				
2- 5	0- 1	0- 0	AWAY	0- 3	0- 0	2- 1				
1- 0	0- 0	0- 0	NEUTRAL	0- 0	0- 0	1- 0				
10- 8	0- 0	0- 0	CONFERENCE	0- 2	0- 2	10- 4				
5- 3	0- 0	0- 0	HOME	0- 1	0- 1	5- 1				
4- 4	0- 0	0- 0	AWAY	0- 1	0- 1	4- 2				
1- 1	0- 0	0- 0	NEUTRAL	0- 0	0- 0	1- 1				

RPI S	Opponent	Score	RPI S	Opponent	Score	RPI S	Opponent	Score	RPI S	Opponent	Score	Team's RPI: 187
24 A	Missouri	62 68				54 A	California	56 71	122 A	Long Beach St.	51 55	
						56 H	Penn	55 71	122 H	Long Beach St.	66 73	
						73 A	UC Davis	55 72	151 A	CSUN	70 79	
						73 H	UC Davis	59 61	151 H	CSUN	67 70	
						78 H	South Dakota	55 61	188 A	Kansas	84 90	
						89 A	Southern California	49 67	201 A	Loyola Marymount	75 72	
						90 A	FGCU	45 60	214 A	UC Santa Barbara	54 58	
									214 H	UC Santa Barbara	73 69	
									214 N	UC Santa Barbara	71 81	
									218 H	Seattle U	58 54	
									230 N	Samford	51 48	
									240 A	Hawaii	79 59	
									240 H	Hawaii	63 45	
									245 H	Grand Canyon	77 64	
									263 A	CSU Bakersfield	71 66	
									267 H	San Diego St.	72 44	
									272 A	Cal Poly	72 69	
									272 H	Cal Poly	68 59	
									327 A	UC Irvine	79 58	
									327 H	UC Irvine	76 58	
									327 N	UC Irvine	92 60	
									346 A	Cal St. Fullerton	75 63	
									346 H	Cal St. Fullerton	68 45	
LAST 12 Division I GAMES:												
214 N	UC Santa Barbara	71 81	214 H	UC Santa Barbara	73 69							
327 N	UC Irvine	92 60	151 H	CSUN	67 70							
73 H	UC Davis	59 61	240 A	Hawaii	79 59							
151 A	CSUN	70 79	272 A	Cal Poly	72 69							
122 H	Long Beach St.	66 73	240 H	Hawaii	63 45							
346 A	Cal St. Fullerton	75 63	122 A	Long Beach St.	51 55							

Non-Div I Games:

UC Riverside

■ Loss,
 ■ Non-Conf,
 ■ S Site,
 ■ Home
 ■ A Away
 N Neutral

Average RPI Win:	262	WON-LOST	WINNING	LAST 10	STRENGTH OF	OPP. STRENGTH	TEAM	ADJ.	CONF.	ADJ CONF.
Average RPI Loss:	154	RECORD	PCT. RANK	GAMES	SCHEDULE	OF SCHEDULE	RPI	RPI	RPI	RPI
DIV. I ONLY	15- 15	170	5- 5	300	220	214	214	23	23	
DIV. I NON-CONF.	5- 8	218	0- 0	297	163	266	266	23	23	
TOTALS	RPI 1-25	RPI 26-50	W-L RECORDS	RPI 51-100	RPI 101-150	RPI 150+				
15- 15	0- 1	0- 0	OVERALL	0- 3	2- 2	13- 9				
8- 5	0- 1	0- 0	HOME	0- 1	1- 1	7- 2				
4- 10	0- 0	0- 0	AWAY	0- 2	1- 1	3- 7				
3- 0	0- 0	0- 0	NEUTRAL	0- 0	0- 0	3- 0				
5- 8	0- 1	0- 0	NON-CONFERENCE	0- 1	1- 1	4- 5				
2- 3	0- 1	0- 0	HOME	0- 0	0- 1	2- 1				
1- 5	0- 0	0- 0	AWAY	0- 1	1- 0	0- 4				
2- 0	0- 0	0- 0	NEUTRAL	0- 0	0- 0	2- 0				
10- 7	0- 0	0- 0	CONFERENCE	0- 2	1- 1	9- 4				
6- 2	0- 0	0- 0	HOME	0- 1	1- 0	5- 1				
3- 5	0- 0	0- 0	AWAY	0- 1	0- 1	3- 3				
1- 0	0- 0	0- 0	NEUTRAL	0- 0	0- 0	1- 0				

RPI 1-25				RPI 26-50				RPI 51-100				RPI 101+ Team's RPI: 214			
RPI	S	Opponent	Score	RPI	S	Opponent	Score	RPI	S	Opponent	Score	RPI	S	Opponent	Score
10	H	UCLA	52 71					60	A	Iowa St.	60 77	122	A	Long Beach St.	45 59
								73	A	UC Davis	61 70	122	H	Long Beach St.	65 60
								73	H	UC Davis	48 62	133	H	Yale	60 64
												146	A	Fresno St.	50 49
												151	A	CSUN	61 75
												151	H	CSUN	55 62
												163	H	Santa Clara	58 69
												187	A	UC Riverside	69 73
												187	H	UC Riverside	58 54
												187	N	UC Riverside	81 71
												201	A	Loyola Marymount	55 57
												218	A	Seattle U	53 58
												224	A	San Diego	63 77
												240	A	Hawaii	67 52
												240	H	Hawaii	74 62
												267	A	San Diego St.	70 84
												272	A	Cal Poly	67 78
												272	H	Cal Poly	77 63
												280	N	A&M-Corpus Christi	66 60
												292	H	Northern Ariz.	60 51
												304	N	North Dakota St.	66 59
												313	H	Pepperdine	66 57
												327	A	UC Irvine	85 60
												327	H	UC Irvine	71 53
												346	A	Cal St. Fullerton	56 49
												346	H	Cal St. Fullerton	57 37
LAST 12 Division I GAMES:															
				187	N	UC Riverside	81 71					240	A	Hawaii	67 52
				272	H	Cal Poly	77 63					151	H	CSUN	55 62
				327	H	UC Irvine	71 53					73	H	UC Davis	48 62
				73	A	UC Davis	61 70					346	H	Cal St. Fullerton	57 37
				122	A	Long Beach St.	45 59					327	A	UC Irvine	85 60
				187	A	UC Riverside	69 73					151	A	CSUN	61 75

Non-Div I Games:

UC Santa Barbara

■ Loss,
 ■ Non-Conf,
 ■ S Site,
 ■ Home
 ■ A Away
 N Neutral

Average RPI Win:	181	WON-LOST	WINNING	LAST 10	STRENGTH OF	OPP. STRENGTH	TEAM	ADJ.	CONF.	ADJ CONF.
Average RPI Loss:	95	RECORD	PCT. RANK	GAMES	SCHEDULE	OF SCHEDULE	RPI	RPI	RPI	RPI
DIV. I ONLY	20- 11	97	7- 3	120	80	94	94	5	5	
DIV. I NON-CONF.	10- 3	54	0- 0	216	264	100	100	5	5	
TOTALS	RPI 1-25	RPI 26-50	W-L RECORDS	RPI 51-100	RPI 101-150	RPI 150+				
20- 11	0- 3	1- 0	OVERALL	2- 2	4- 3	13- 3				
10- 6	0- 2	0- 0	HOME	0- 1	3- 2	7- 1				
9- 4	0- 0	1- 0	AWAY	1- 1	1- 1	6- 2				
1- 1	0- 1	0- 0	NEUTRAL	1- 0	0- 0	0- 0				
10- 3	0- 0	0- 0	NON-CONFERENCE	0- 2	2- 1	8- 0				
6- 2	0- 0	0- 0	HOME	0- 1	2- 1	4- 0				
4- 1	0- 0	0- 0	AWAY	0- 1	0- 0	4- 0				
0- 0	0- 0	0- 0	NEUTRAL	0- 0	0- 0	0- 0				
10- 8	0- 3	1- 0	CONFERENCE	2- 0	2- 2	5- 3				
4- 4	0- 2	0- 0	HOME	0- 0	1- 1	3- 1				
5- 3	0- 0	1- 0	AWAY	1- 0	1- 1	2- 2				
1- 1	0- 1	0- 0	NEUTRAL	1- 0	0- 0	0- 0				

RPI S Opponent	Score	RPI S Opponent	Score	RPI S Opponent	Score	RPI S Opponent	Score
1 H UConn	48 84	30 A South Fla.	66 62	73 H UC Davis	71 77	101 A SMU	58 63
1 N UConn	56 78			75 A Tulane	56 51	101 H SMU	63 37
18 H Temple	60 66			75 N Tulane	61 57	104 H Virginia Tech	64 67
				91 A Buffalo	65 66	107 H Rider	49 30
						143 A Tulsa	62 58
						143 H Tulsa	62 73
						149 H Omaha	81 41
						167 A Memphis	59 65
						167 H Memphis	62 65
						170 H Bethune-Cookman	70 43
						172 A East Carolina	54 42
						172 H East Carolina	79 51
						174 A Houston	62 48
						174 H Houston	85 59
						180 A Cincinnati	57 63
						180 H Cincinnati	64 44
						241 H South Ala.	70 58
						247 A Ga. Southern	74 54
						259 A Butler	66 59
						262 H Austin Peay	61 43
						276 A Davidson	57 38
						308 A FIU	69 52
						314 H Gardner-Webb	66 52

LAST 12 Division I GAMES:

1 N UConn	56 78	30 A South Fla.	66 62
75 N Tulane	61 57	143 A Tulsa	62 58
18 H Temple	60 66	174 H Houston	85 59
101 H SMU	63 37	101 A SMU	58 63
75 A Tulane	56 51	167 A Memphis	59 65
172 H East Carolina	79 51	180 H Cincinnati	64 44

Non-Div I Games:

UCF

Loss, Non-Conf, S Site, H Home A Away N Neutral

Average RPI Win: 75		WON-LOST	WINNING	LAST 10	STRENGTH OF		OPP. STRENGTH	TEAM	ADJ.	CONF.	ADJ CONF.	
Average RPI Loss: 0		RECORD	PCT. RANK	GAMES	SCHEDULE		OF SCHEDULE	RPI	RPI	RPI	RPI	
DIV. I ONLY		32- 0	1	10- 0	2		4	1	1	5	5	
DIV. I NON-CONF.		13- 0	1	1- 0	1		1	1	1	5	5	
TOTALS		RPI 1-25		RPI 26-50		W-L RECORDS		RPI 51-100		RPI 101-150		RPI 150+
32- 0		11- 0		5- 0		OVERALL		5- 0		5- 0		6- 0
14- 0		5- 0		2- 0		HOME		2- 0		2- 0		3- 0
14- 0		5- 0		2- 0		AWAY		2- 0		2- 0		3- 0
4- 0		1- 0		1- 0		NEUTRAL		1- 0		1- 0		0- 0
13- 0		9- 0		2- 0		NON-CONFERENCE		1- 0		0- 0		1- 0
6- 0		4- 0		1- 0		HOME		1- 0		0- 0		0- 0
6- 0		4- 0		1- 0		AWAY		0- 0		0- 0		1- 0
1- 0		1- 0		0- 0		NEUTRAL		0- 0		0- 0		0- 0
19- 0		2- 0		3- 0		CONFERENCE		4- 0		5- 0		5- 0
8- 0		1- 0		1- 0		HOME		1- 0		2- 0		3- 0
8- 0		1- 0		1- 0		AWAY		2- 0		2- 0		2- 0
3- 0		0- 0		1- 0		NEUTRAL		1- 0		1- 0		0- 0

RPI 1-25				Team's RPI: 1				RPI 26-50				RPI 51-100				RPI 101+			
RPI	S	Opponent	Score	RPI	S	Opponent	Score	RPI	S	Opponent	Score	RPI	S	Opponent	Score	RPI	S	Opponent	Score
2	A	Notre Dame	72 61	30	A	South Fla.	96 68	65	H	Chattanooga	80 43	101	A	SMU	88 48				
3	H	South Carolina	66 55	30	H	South Fla.	102 37	75	A	Tulane	63 60	101	H	SMU	83 41				
7	H	Baylor	72 61	30	N	South Fla.	100 44	75	H	Tulane	100 56	143	A	Tulsa	98 58				
12	A	Florida St.	78 76	32	H	Dayton	98 65	94	A	UCF	84 48	143	H	Tulsa	96 50				
13	N	Texas	72 54	36	A	LSU	76 53	94	N	UCF	78 56	143	N	Tulsa	105 57				
16	A	Maryland	87 81									167	H	Memphis	91 48				
17	H	DePaul	91 46									172	A	East Carolina	91 44				
18	A	Temple	97 69									172	H	East Carolina	90 45				
18	H	Temple	90 45									174	H	Houston	91 42				
22	A	Kansas St.	75 58									180	A	Cincinnati	96 49				
25	H	Ohio St.	82 63									196	A	Nebraska	84 41				
LAST 12 Division I GAMES:																			
				30	N	South Fla.	100 44	75	A	Tulane	63 60								
				94	N	UCF	78 56	3	H	South Carolina	66 55								
				143	N	Tulsa	105 57	101	H	SMU	83 41								
				30	A	South Fla.	96 68	180	A	Cincinnati	96 49								
				167	H	Memphis	91 48	143	H	Tulsa	96 50								
				18	H	Temple	90 45	18	A	Temple	97 69								

Non-Div I Games:

UConn

UMBC				Through Games Of March 9, 2017						
Average RPI Win:	235	WON-LOST	WINNING	LAST 10	STRENGTH OF	OPP. STRENGTH	TEAM	ADJ.	CONF.	ADJ CONF.
Average RPI Loss:	170	RECORD	PCT. RANK	GAMES	SCHEDULE	OF SCHEDULE	RPI	RPI	RPI	RPI
DIV. I ONLY	14- 15	181	6- 4	252	244	210	210	22	22	
DIV. I NON-CONF.	4- 8	230	0- 0	261	292	284	284	22	22	

TOTALS	RPI 1-25	RPI 26-50		W-L RECORDS		RPI 51-100		RPI 101-150		RPI 150+
14- 15	0- 1	0- 0		OVERALL		0- 3		3- 2		11- 9
7- 7	0- 0	0- 0		HOME		0- 1		2- 1		5- 5
6- 7	0- 1	0- 0		AWAY		0- 2		1- 1		5- 3
1- 1	0- 0	0- 0		NEUTRAL		0- 0		0- 0		1- 1
4- 8	0- 1	0- 0		NON-CONFERENCE		0- 1		0- 1		4- 5
1- 5	0- 0	0- 0		HOME		0- 0		0- 1		1- 4
2- 3	0- 1	0- 0		AWAY		0- 1		0- 0		2- 1
1- 0	0- 0	0- 0		NEUTRAL		0- 0		0- 0		1- 0
10- 7	0- 0	0- 0		CONFERENCE		0- 2		3- 1		7- 4
6- 2	0- 0	0- 0		HOME		0- 1		2- 0		4- 1
4- 4	0- 0	0- 0		AWAY		0- 1		1- 1		3- 2
0- 1	0- 0	0- 0		NEUTRAL		0- 0		0- 0		0- 1

RPI 1-25				RPI 26-50				RPI 51-100				RPI 101+ Team's RPI: 210			
RPI	S	Opponent	Score	RPI	S	Opponent	Score	RPI	S	Opponent	Score	RPI	S	Opponent	Score
16	A	Maryland	42 92					51	A	Virginia	30 56	114	A	Albany (NY)	64 56
								76	A	New Hampshire	50 60	114	H	Albany (NY)	63 60
								76	H	New Hampshire	61 65	115	H	Princeton	58 69
												125	A	Maine	40 72
												125	H	Maine	66 62
												183	A	Hartford	64 47
												183	H	Hartford	73 80
												183	N	Hartford	40 74
												191	A	American	53 70
												194	A	Columbia	67 56
												211	A	Binghamton	62 69
												211	H	Binghamton	53 45
												212	H	Towson	48 59
												225	N	Liberty	62 51
												258	A	Stony Brook	37 51
												258	H	Stony Brook	67 61
												260	H	UMES	57 70
												267	H	Loyola Maryland	65 70
												274	A	Vermont	64 52
												274	H	Vermont	69 66
												291	H	Coppin St.	73 63
												330	H	Morgan St.	61 69
												336	A	LIU Brooklyn	57 45
												343	A	UMass Lowell	78 62
												343	H	UMass Lowell	79 72
LAST 12 Division I GAMES:															
				183	N	Hartford	40 74			183	A	Hartford	64 47		
				76	H	New Hampshire	61 65			125	H	Maine	66 62		
				258	A	Stony Brook	37 51			211	H	Binghamton	53 45		
				343	A	UMass Lowell	78 62			76	A	New Hampshire	50 60		
				114	H	Albany (NY)	63 60			258	H	Stony Brook	67 61		
				274	A	Vermont	64 52			343	H	UMass Lowell	79 72		

Non-Div I Games: Gettysburg 71 51

UMBC

Loss, Non-Conf, S Site, H Home A Away N Neutral

UMES				STRENGTH OF SCHEDULE	OPP. STRENGTH OF SCHEDULE	TEAM RPI	ADJ. RPI	CONF. RPI	ADJ CONF. RPI
Average RPI Win:	262	WON-LOST RECORD	WINNING PCT. RANK						
Average RPI Loss:	225		LAST 10 GAMES						
DIV. I ONLY	12- 16	215	4- 6	313	332	260	260	32	32
DIV. I NON-CONF.	5- 5	165	0- 0	197	229	121	121	31	31

TOTALS	RPI 1-25	RPI 26-50	W-L RECORDS	RPI 51-100	RPI 101-150	RPI 150+			
12- 16	0- 1	0- 1	OVERALL	0- 1	0- 0	12- 13			
3- 6	0- 0	0- 0	HOME	0- 0	0- 0	3- 6			
7- 9	0- 1	0- 1	AWAY	0- 1	0- 0	7- 6			
2- 1	0- 0	0- 0	NEUTRAL	0- 0	0- 0	2- 1			
5- 5	0- 1	0- 1	NON-CONFERENCE	0- 1	0- 0	5- 2			
1- 0	0- 0	0- 0	HOME	0- 0	0- 0	1- 0			
3- 5	0- 1	0- 1	AWAY	0- 1	0- 0	3- 2			
1- 0	0- 0	0- 0	NEUTRAL	0- 0	0- 0	1- 0			
7- 11	0- 0	0- 0	CONFERENCE	0- 0	0- 0	7- 11			
2- 6	0- 0	0- 0	HOME	0- 0	0- 0	2- 6			
4- 4	0- 0	0- 0	AWAY	0- 0	0- 0	4- 4			
1- 1	0- 0	0- 0	NEUTRAL	0- 0	0- 0	1- 1			

RPI 1-25				RPI 26-50				RPI 51-100				RPI 101+ Team's RPI: 260			
RPI	S	Opponent	Score	RPI	S	Opponent	Score	RPI	S	Opponent	Score	RPI	S	Opponent	Score
16	A	Maryland	61 106	38	A	North Carolina St.	58 77	51	A	Virginia	50 60	164	A	Hampton	68 65
												164	N	Hampton	56 66
												170	A	Bethune-Cookman	59 56
												170	H	Bethune-Cookman	33 61
												172	A	East Carolina	58 66
												199	H	UNCG	60 53
												210	A	UMBC	70 57
												229	A	Howard	40 71
												229	H	Howard	71 72
												242	N	Saint Francis (PA)	90 82
												278	A	N.C. A&T	60 57
												278	H	N.C. A&T	58 50
												283	A	Norfolk St.	43 74
												288	A	Mt. St. Mary's	63 52
												291	H	Coppin St.	49 55
												291	N	Coppin St.	62 59
												296	H	Savannah St.	58 59
												315	A	USC Upstate	63 76
												325	A	Florida A&M	49 59
												330	H	Morgan St.	62 66
												335	A	N.C. Central	59 68
												335	H	N.C. Central	73 51
												338	A	Fla. Atlantic	76 59
												347	A	Delaware St.	79 72
												348	H	South Carolina St.	60 67

LAST 12 Division I GAMES:															
				164	N	Hampton	56 66	335	H	N.C. Central	73 51				
				291	N	Coppin St.	62 59	170	H	Bethune-Cookman	33 61				
				330	H	Morgan St.	62 66	283	A	Norfolk St.	43 74				
				229	A	Howard	40 71	291	H	Coppin St.	49 55				
				347	A	Delaware St.	79 72	164	A	Hampton	68 65				
				278	H	N.C. A&T	58 50	296	H	Savannah St.	58 59				

Non-Div I Games: Cheyney 75 38

UMES

■ Loss,
 ■ Non-Conf,
 ■ S Site,
 ■ Home
 ■ A Away
 N Neutral

Average RPI Win:	265	WON-LOST	WINNING	LAST 10	STRENGTH OF	OPP. STRENGTH	TEAM	ADJ.	CONF.	ADJ CONF.
Average RPI Loss:	194	RECORD	PCT. RANK	GAMES	SCHEDULE	OF SCHEDULE	RPI	RPI	RPI	RPI
DIV. I ONLY	8- 18	279	4- 6	241	317	297	297	29	29	
DIV. I NON-CONF.	3- 8	262	0- 0	132	259	248	248	29	29	
TOTALS	RPI 1-25	RPI 26-50	W-L RECORDS	RPI 51-100	RPI 101-150	RPI 150+				
8- 18	0- 0	0- 0	OVERALL	0- 2	1- 4	7- 12				
4- 10	0- 0	0- 0	HOME	0- 2	0- 3	4- 5				
3- 8	0- 0	0- 0	AWAY	0- 0	1- 1	2- 7				
1- 0	0- 0	0- 0	NEUTRAL	0- 0	0- 0	1- 0				
3- 8	0- 0	0- 0	NON-CONFERENCE	0- 2	1- 2	2- 4				
1- 6	0- 0	0- 0	HOME	0- 2	0- 2	1- 2				
2- 2	0- 0	0- 0	AWAY	0- 0	1- 0	1- 2				
0- 0	0- 0	0- 0	NEUTRAL	0- 0	0- 0	0- 0				
5- 10	0- 0	0- 0	CONFERENCE	0- 0	0- 2	5- 8				
3- 4	0- 0	0- 0	HOME	0- 0	0- 1	3- 3				
1- 6	0- 0	0- 0	AWAY	0- 0	0- 1	1- 5				
1- 0	0- 0	0- 0	NEUTRAL	0- 0	0- 0	1- 0				

RPI S	Opponent	Score	RPI S	Opponent	Score	RPI S	Opponent	Score	RPI S	Opponent	Score	Team's RPI: 297
59	H Western Ill.	65	78	106	A Abilene Christian	71	68					
81	H Northern Ill.	75	86	141	A New Mexico St.	72	78					
				141	H New Mexico St.	43	60					
				143	H Tulsa	70	80					
				149	H Omaha	57	80					
				160	H Western Mich.	54	66					
				169	H Southern Ill.	69	77					
				171	A La Salle	59	64					
				179	A Wichita St.	56	54					
				218	A Seattle U	52	74					
				218	H Seattle U	65	75					
				236	A UTRGV	39	74					
				236	H UTRGV	52	63					
				236	N UTRGV	77	69					
				245	A Grand Canyon	64	75					
				245	H Grand Canyon	77	65					
				258	A Stony Brook	55	57					
				263	A CSU Bakersfield	33	52					
				263	H CSU Bakersfield	63	65					
				330	H Morgan St.	64	56					
				332	A Utah Valley	39	58					
				332	H Utah Valley	66	63					
				344	A Chicago St.	71	55					
				344	H Chicago St.	62	53					
LAST 12 Division I GAMES:												
236	N UTRGV	77	69	332	A Utah Valley	39	58					
344	A Chicago St.	71	55	236	H UTRGV	52	63					
245	H Grand Canyon	77	65	263	A CSU Bakersfield	33	52					
263	H CSU Bakersfield	63	65	245	A Grand Canyon	64	75					
344	H Chicago St.	62	53	141	H New Mexico St.	43	60					
218	A Seattle U	52	74	332	H Utah Valley	66	63					

Non-Div I Games: Cent. Christian (KS111 43 Mo.-St. Louis 60 45

UMKC

Loss, Non-Conf, S Site, H Home A Away N Neutral

Average RPI Win:	306	WON-LOST	WINNING	LAST 10	STRENGTH OF	OPP. STRENGTH	TEAM	ADJ.	CONF.	ADJ CONF.
Average RPI Loss:	191	RECORD	PCT. RANK	GAMES	SCHEDULE	OF SCHEDULE	RPI	RPI	RPI	RPI
DIV. I ONLY	2- 26	345	0- 10	267	262	343	343	22	22	
DIV. I NON-CONF.	2- 10	305	0- 0	300	336	344	344	22	22	
TOTALS	RPI 1-25	RPI 26-50	W-L RECORDS	RPI 51-100	RPI 101-150	RPI 150+				
2- 26	0- 1	0- 1	OVERALL	0- 2	0- 4	2- 18				
2- 11	0- 0	0- 0	HOME	0- 1	0- 2	2- 8				
0- 15	0- 1	0- 1	AWAY	0- 1	0- 2	0- 10				
0- 0	0- 0	0- 0	NEUTRAL	0- 0	0- 0	0- 0				
2- 10	0- 1	0- 1	NON-CONFERENCE	0- 0	0- 0	2- 8				
2- 3	0- 0	0- 0	HOME	0- 0	0- 0	2- 3				
0- 7	0- 1	0- 1	AWAY	0- 0	0- 0	0- 5				
0- 0	0- 0	0- 0	NEUTRAL	0- 0	0- 0	0- 0				
0- 16	0- 0	0- 0	CONFERENCE	0- 2	0- 4	0- 10				
0- 8	0- 0	0- 0	HOME	0- 1	0- 2	0- 5				
0- 8	0- 0	0- 0	AWAY	0- 1	0- 2	0- 5				
0- 0	0- 0	0- 0	NEUTRAL	0- 0	0- 0	0- 0				

RPI	S	Opponent	Score	RPI	S	Opponent	Score	RPI	S	Opponent	Score	RPI	S	Opponent	Score	Team's RPI: 343
16	A	Maryland	44 100	49	A	Indiana	45 79	76	A	New Hampshire	45 58	114	A	Albany (NY)	69 93	
								76	H	New Hampshire	57 76	114	H	Albany (NY)	60 79	
												125	A	Maine	50 76	
												125	H	Maine	44 65	
												164	H	Fairfield	41 65	
												183	A	Hartford	59 80	
												183	H	Hartford	64 84	
												194	A	Columbia	57 76	
												210	A	UMBC	72 79	
												210	H	UMBC	62 78	
												211	A	Binghamton	54 69	
												211	H	Binghamton	48 58	
												212	A	Towson	56 90	
												226	A	Boston U.	56 66	
												244	A	Bryant	62 73	
												258	A	Stony Brook	53 83	
												258	H	Stony Brook	44 86	
												273	H	Colgate	82 77	
												274	A	Vermont	36 60	
												274	H	Vermont	46 61	
												301	H	Rhode Island	57 64	
												317	A	Holy Cross	47 62	
												339	H	Fairleigh Dickinson	61 55	
												342	H	Longwood	59 72	
LAST 12 Division I GAMES:																
76	A	New Hampshire	45 58	211	A	Binghamton	54 69									
210	H	UMBC	62 78	114	H	Albany (NY)	60 79									
274	A	Vermont	36 60	76	H	New Hampshire	57 76									
183	H	Hartford	64 84	210	A	UMBC	72 79									
125	A	Maine	50 76	274	H	Vermont	46 61									
258	H	Stony Brook	44 86	258	A	Stony Brook	53 83									

Non-Div I Games: Keene St. 74 48

UMass Lowell

■ Loss,
 ■ Non-Conf, S Site,
 ■ Home
 ■ Away
 N Neutral

UNC Asheville

Through Games Of March 9, 2017

Average RPI Win:	285	WON-LOST	WINNING	LAST 10	STRENGTH OF	OPP. STRENGTH	TEAM	ADJ.	CONF.	ADJ CONF.
Average RPI Loss:	185	RECORD	PCT. RANK	GAMES	SCHEDULE	OF SCHEDULE	RPI	RPI	RPI	RPI
DIV. I ONLY	15- 14	164	5- 5	322	305	239	239	28	28	
DIV. I NON-CONF.	5- 5	165	0- 0	279	218	189	189	28	28	
TOTALS	RPI 1-25	RPI 26-50	W-L RECORDS	RPI 51-100	RPI 101-150	RPI 150+				
15- 14	0- 0	0- 1	OVERALL	0- 0	0- 4	15- 9				
8- 4	0- 0	0- 0	HOME	0- 0	0- 1	8- 3				
6- 9	0- 0	0- 0	AWAY	0- 0	0- 3	6- 2				
1- 1	0- 0	0- 1	NEUTRAL	0- 0	0- 0	1- 0				
5- 5	0- 0	0- 1	NON-CONFERENCE	0- 0	0- 2	5- 2				
3- 0	0- 0	0- 0	HOME	0- 0	0- 0	3- 0				
2- 4	0- 0	0- 0	AWAY	0- 0	0- 2	2- 2				
0- 1	0- 0	0- 1	NEUTRAL	0- 0	0- 0	0- 0				
10- 9	0- 0	0- 0	CONFERENCE	0- 0	0- 2	10- 7				
5- 4	0- 0	0- 0	HOME	0- 0	0- 1	5- 3				
4- 5	0- 0	0- 0	AWAY	0- 0	0- 1	4- 4				
1- 0	0- 0	0- 0	NEUTRAL	0- 0	0- 0	1- 0				

RPI 1-25			RPI 26-50			RPI 51-100			RPI 101+ Team's RPI: 239		
RPI	S	Opponent	Score	RPI	S	Opponent	Score	RPI	S	Opponent	Score
				43	N	Harvard	62 79				
								104	A	Virginia Tech	52 71
								120	A	Fordham	42 55
								124	A	Radford	73 76
								124	H	Radford	62 64
								186	A	Campbell	60 61
								186	H	Campbell	55 61
								199	A	UNCG	77 63
								213	A	Appalachian St.	51 81
								222	A	High Point	70 81
								222	H	High Point	60 76
								225	A	Liberty	57 53
								225	H	Liberty	64 54
								226	A	Presbyterian	67 60
								226	H	Presbyterian	47 52
								238	H	Wofford	84 65
								254	A	Charleston So.	66 73
								254	H	Charleston So.	56 47
								257	A	Furman	51 63
								277	H	Western Caro.	62 53
								282	H	Tennessee Tech	77 65
								314	A	Gardner-Webb	52 55
								314	H	Gardner-Webb	67 49
								315	A	USC Upstate	70 59
								342	A	Longwood	80 53
								342	H	Longwood	84 53
								342	N	Longwood	65 59
LAST 12 Division I GAMES:											
				342	N	Longwood	65 59				
				314	H	Gardner-Webb	67 49				
				225	A	Liberty	57 53				
				124	A	Radford	73 76				
				345	H	Winthrop	71 55				
				342	H	Longwood	84 53				
				254	A	Charleston So.	66 73				
				186	A	Campbell	60 61				
				226	H	Presbyterian	47 52				
				222	A	High Point	70 81				
				254	H	Charleston So.	56 47				
				124	H	Radford	62 64				

Non-Div I Games: Warren Wilson 113 51

UNC Asheville

■ Loss,
 ■ Non-Conf,
 ■ S Site,
 ■ Home
 ■ A Away
 N Neutral

RPI	S	Opponent	Score	
345	A	Winthrop	68	53
345	H	Winthrop	71	55

UNC Asheville

Average RPI Win:	242	WON-LOST	WINNING	LAST 10	STRENGTH OF	OPP. STRENGTH	TEAM	ADJ.	CONF.	ADJ CONF.
Average RPI Loss:	182	RECORD	PCT. RANK	GAMES	SCHEDULE	OF SCHEDULE	RPI	RPI	RPI	RPI
DIV. I ONLY	13- 14	186	7- 3	219	286	199	199	17	17	
DIV. I NON-CONF.	5- 6	186	0- 0	258	349	245	245	20	20	
TOTALS	RPI 1-25	RPI 26-50	W-L RECORDS	RPI 51-100	RPI 101-150	RPI 150+				
13- 14	0- 0	0- 0	OVERALL	1- 4	0- 2	12- 8				
8- 4	0- 0	0- 0	HOME	1- 1	0- 1	7- 2				
4- 9	0- 0	0- 0	AWAY	0- 2	0- 1	4- 6				
1- 1	0- 0	0- 0	NEUTRAL	0- 1	0- 0	1- 0				
5- 6	0- 0	0- 0	NON-CONFERENCE	0- 0	0- 2	5- 4				
2- 3	0- 0	0- 0	HOME	0- 0	0- 1	2- 2				
3- 3	0- 0	0- 0	AWAY	0- 0	0- 1	3- 2				
0- 0	0- 0	0- 0	NEUTRAL	0- 0	0- 0	0- 0				
8- 8	0- 0	0- 0	CONFERENCE	1- 4	0- 0	7- 4				
6- 1	0- 0	0- 0	HOME	1- 1	0- 0	5- 0				
1- 6	0- 0	0- 0	AWAY	0- 2	0- 0	1- 4				
1- 1	0- 0	0- 0	NEUTRAL	0- 1	0- 0	1- 0				

RPI 1-25			RPI 26-50			RPI 51-100				RPI 101+			Team's RPI: 199		
RPI	S	Opponent	Score	RPI	S	Opponent	Score	RPI	S	Opponent	Score	RPI	S	Opponent	Score
								65	A	Chattanooga	55 58	124	H	Radford	54 70
								65	H	Chattanooga	75 72	145	A	VCU	54 65
								65	N	Chattanooga	53 75	203	A	ETSU	52 60
								92	A	Mercer	47 58	203	H	ETSU	73 62
								92	H	Mercer	64 77	222	A	High Point	69 67
												226	H	Presbyterian	62 69
												230	A	Samford	55 47
												230	H	Samford	64 40
												238	A	Wofford	48 54
												238	H	Wofford	67 61
												239	H	UNC Asheville	63 77
												257	A	Furman	55 65
												257	H	Furman	65 52
												257	N	Furman	68 63
												260	A	UMES	53 60
												264	A	Murray St.	70 81
												270	H	Eastern Ky.	81 66
												277	A	Western Caro.	73 77
												277	H	Western Caro.	62 45
												282	A	Tennessee Tech	65 59
												283	H	Norfolk St.	59 52
												335	A	N.C. Central	64 51
LAST 12 Division I GAMES:															
				65	N	Chattanooga	53 75	230	A	Samford	55 47				
				257	N	Furman	68 63	257	H	Furman	65 52				
				277	A	Western Caro.	73 77	238	H	Wofford	67 61				
				203	H	ETSU	73 62	277	H	Western Caro.	62 45				
				65	H	Chattanooga	75 72	65	A	Chattanooga	55 58				
				92	A	Mercer	47 58	203	A	ETSU	52 60				

Non-Div I Games: Barton 70 48 UNC Pembroke 72 69 Greensboro 83 26 Brevard 77 34
UNCG

Average RPI Win: 227	WON-LOST	WINNING	LAST 10	STRENGTH OF	OPP. STRENGTH	TEAM	ADJ.	CONF.	ADJ CONF.
Average RPI Loss: 112	RECORD	PCT. RANK	GAMES	SCHEDULE	OF SCHEDULE	RPI	RPI	RPI	RPI
DIV. I ONLY	10- 20	262	3- 7	137	98	215	215	9	9
DIV. I NON-CONF.	4- 6	209	0- 0	264	174	247	247	8	8
TOTALS	RPI 1-25	RPI 26-50	W-L RECORDS	RPI 51-100	RPI 101-150	RPI 150+			
10- 20	0- 1	0- 6	OVERALL	0- 2	0- 4	10- 7			
5- 9	0- 0	0- 2	HOME	0- 1	0- 2	5- 4			
4- 11	0- 1	0- 4	AWAY	0- 1	0- 2	4- 3			
1- 0	0- 0	0- 0	NEUTRAL	0- 0	0- 0	1- 0			
4- 6	0- 1	0- 1	NON-CONFERENCE	0- 0	0- 0	4- 4			
2- 3	0- 0	0- 0	HOME	0- 0	0- 0	2- 3			
2- 3	0- 1	0- 1	AWAY	0- 0	0- 0	2- 1			
0- 0	0- 0	0- 0	NEUTRAL	0- 0	0- 0	0- 0			
6- 14	0- 0	0- 5	CONFERENCE	0- 2	0- 4	6- 3			
3- 6	0- 0	0- 2	HOME	0- 1	0- 2	3- 1			
2- 8	0- 0	0- 3	AWAY	0- 1	0- 2	2- 2			
1- 0	0- 0	0- 0	NEUTRAL	0- 0	0- 0	1- 0			

RPI 1-25				RPI 26-50				RPI 51-100				RPI 101+				Team's RPI: 215	
RPI	S	Opponent	Score	RPI	S	Opponent	Score	RPI	S	Opponent	Score	RPI	S	Opponent	Score		
20	A	Tennessee	54 90	29	A	Elon	48 82	77	A	Drexel	51 76	121	A	William & Mary	52 58		
				29	H	Elon	56 66	77	H	Drexel	38 71	121	H	William & Mary	43 57		
				38	A	North Carolina St.	54 86					137	A	Delaware	40 57		
				42	A	James Madison	27 52					137	H	Delaware	52 63		
				42	A	James Madison	51 73					158	A	Northeastern	47 55		
				42	H	James Madison	59 70					158	H	Northeastern	68 63		
												171	H	La Salle	48 64		
												172	A	East Carolina	65 75		
												178	A	Hofstra	56 54		
												178	H	Hofstra	54 66		
												195	H	Providence	49 65		
												212	A	Towson	48 42		
												212	H	Towson	59 56		
												215	A	Col. of Charleston	37 76		
												215	H	Col. of Charleston	67 61		
												215	N	Col. of Charleston	49 44		
												238	H	Wofford	67 71		
												257	H	Furman	56 52		
												260	A	Georgia St.	72 66		
												276	A	Davidson	67 58		
												283	H	Norfolk St.	64 56		
LAST 12 Division I GAMES:																	
				42	A	James Madison	27 52	42	H	James Madison	59 70						
				215	N	Col. of Charleston	49 44	77	A	Drexel	51 76						
				29	A	Elon	48 82	212	A	Towson	48 42						
				158	H	Northeastern	68 63	29	H	Elon	56 66						
				121	A	William & Mary	52 58	137	A	Delaware	40 57						
				178	H	Hofstra	54 66	215	H	Col. of Charleston	67 61						

Non-Div I Games: Catawba

91 65

UNCW

■ Loss,
 ■ Non-Conf, S Site,
 ■ Home
 ■ Away
 N Neutral

Average RPI Win:	202	WON-LOST	WINNING	LAST 10	STRENGTH OF	OPP. STRENGTH	TEAM	ADJ.	CONF.	ADJ CONF.
Average RPI Loss:	67	RECORD	PCT. RANK	GAMES	SCHEDULE	OF SCHEDULE	RPI	RPI	RPI	RPI
DIV. I ONLY	21- 7	38	7- 3	128	124	50	50	16	16	
DIV. I NON-CONF.	6- 4	127	0- 0	30	16	46	46	14	14	
TOTALS	RPI 1-25	RPI 26-50	W-L RECORDS	RPI 51-100	RPI 101-150	RPI 150+				
21- 7	2- 0	0- 3	OVERALL	1- 3	2- 0	16- 1				
11- 2	2- 0	0- 2	HOME	0- 0	1- 0	8- 0				
8- 5	0- 0	0- 1	AWAY	1- 3	0- 0	7- 1				
2- 0	0- 0	0- 0	NEUTRAL	0- 0	1- 0	1- 0				
6- 4	2- 0	0- 1	NON-CONFERENCE	1- 3	2- 0	1- 0				
3- 1	2- 0	0- 1	HOME	0- 0	1- 0	0- 0				
1- 3	0- 0	0- 0	AWAY	1- 3	0- 0	0- 0				
2- 0	0- 0	0- 0	NEUTRAL	0- 0	1- 0	1- 0				
15- 3	0- 0	0- 2	CONFERENCE	0- 0	0- 0	15- 1				
8- 1	0- 0	0- 1	HOME	0- 0	0- 0	8- 0				
7- 2	0- 0	0- 1	AWAY	0- 0	0- 0	7- 1				
0- 0	0- 0	0- 0	NEUTRAL	0- 0	0- 0	0- 0				

RPI 1-25				RPI 26-50				Team's RPI: 50				RPI 51-100				RPI 101+			
RPI	S	Opponent	Score	RPI	S	Opponent	Score	RPI	S	Opponent	Score	RPI	S	Opponent	Score	RPI	S	Opponent	Score
22	H	Kansas St.	67 59	28	A	Drake	57 70	60	A	Iowa St.	68 76	130	H	North Dakota	74 53				
23	H	Creighton	50 49	28	H	Drake	79 88	62	A	IUPUI	69 62	150	N	Idaho	76 74				
				37	H	South Dakota St.	50 61	63	A	Iowa	39 88	152	A	Missouri St.	61 54				
								82	A	Oklahoma St.	57 81	152	H	Missouri St.	65 64				
												169	A	Southern Ill.	59 64				
												169	H	Southern Ill.	79 49				
												179	A	Wichita St.	63 61				
												179	H	Wichita St.	62 37				
												232	A	Bradley	72 53				
												232	H	Bradley	70 50				
												237	A	Evansville	62 36				
												237	H	Evansville	54 40				
												250	A	Indiana St.	61 59				
												250	H	Indiana St.	59 47				
												310	A	Illinois St.	78 40				
												310	H	Illinois St.	82 51				
												311	N	Denver	79 68				
												326	A	Loyola Chicago	89 43				
												326	H	Loyola Chicago	68 30				
LAST 12 Division I GAMES:																			
152	H	Missouri St.	65 64	232	H	Bradley	70 50												
179	H	Wichita St.	62 37	169	A	Southern Ill.	59 64												
28	A	Drake	57 70	237	A	Evansville	62 36												
250	A	Indiana St.	61 59	28	H	Drake	79 88												
326	A	Loyola Chicago	89 43	326	H	Loyola Chicago	68 30												
310	H	Illinois St.	82 51	250	H	Indiana St.	59 47												

Non-Div I Games: Wis.-Parkside 72 57

UNI

Loss, Non-Conf, S Site, H Home A Away N Neutral

Average RPI Win:	201	WON-LOST	WINNING	LAST 10	STRENGTH OF	OPP. STRENGTH	TEAM	ADJ.	CONF.	ADJ CONF.
Average RPI Loss:	113	RECORD	PCT. RANK	GAMES	SCHEDULE	OF SCHEDULE	RPI	RPI	RPI	RPI
DIV. I ONLY	21- 10	79	7- 3	152	135	105	105	13	13	
DIV. I NON-CONF.	8- 3	67	0- 0	121	89	71	71	15	15	
TOTALS	RPI 1-25	RPI 26-50	W-L RECORDS	RPI 51-100	RPI 101-150	RPI 150+				
21- 10	0- 1	1- 1	OVERALL	2- 4	4- 1	14- 3				
12- 3	0- 0	0- 0	HOME	2- 1	2- 1	8- 1				
7- 4	0- 0	1- 0	AWAY	0- 2	0- 0	6- 2				
2- 3	0- 1	0- 1	NEUTRAL	0- 1	2- 0	0- 0				
8- 3	0- 1	0- 1	NON-CONFERENCE	1- 1	3- 0	4- 0				
4- 0	0- 0	0- 0	HOME	1- 0	1- 0	2- 0				
2- 0	0- 0	0- 0	AWAY	0- 0	0- 0	2- 0				
2- 3	0- 1	0- 1	NEUTRAL	0- 1	2- 0	0- 0				
13- 7	0- 0	1- 0	CONFERENCE	1- 3	1- 1	10- 3				
8- 3	0- 0	0- 0	HOME	1- 1	1- 1	6- 1				
5- 4	0- 0	1- 0	AWAY	0- 2	0- 0	4- 2				
0- 0	0- 0	0- 0	NEUTRAL	0- 0	0- 0	0- 0				

RPI 1-25				RPI 26-50				RPI 51-100				RPI 101+				Team's RPI: 105	
RPI	S	Opponent	Score	RPI	S	Opponent	Score	RPI	S	Opponent	Score	RPI	S	Opponent	Score		
4	N	Oregon St.	59 62	30	N	South Fla.	42 77	53	A	Colorado St.	41 44	116	H	Ole Miss	64 57		
				48	A	Boise St.	58 55	53	H	Colorado St.	37 57	141	N	New Mexico St.	52 47		
								88	N	BYU	54 63	146	H	Fresno St.	51 53		
								89	H	Southern California	77 66	146	H	Fresno St.	54 38		
								98	A	Wyoming	57 79	150	N	Idaho	73 61		
								98	H	Wyoming	51 46	153	A	New Mexico	61 52		
												153	H	New Mexico	56 42		
												174	H	Houston	64 53		
												190	A	Utah St.	49 58		
												190	H	Utah St.	55 53		
												190	H	Utah St.	68 43		
												200	A	San Jose St.	63 55		
												200	H	San Jose St.	65 76		
												252	H	Tennessee St.	69 48		
												267	A	San Diego St.	68 87		
												267	H	San Diego St.	80 62		
												285	A	Nevada	64 49		
												285	H	Nevada	60 41		
												313	A	Pepperdine	68 61		
												322	A	Air Force	60 56		
												322	H	Air Force	52 38		
												327	A	UC Irvine	62 46		
LAST 12 Division I GAMES:																	
				146	H	Fresno St.	51 53					267	H	San Diego St.	80 62		
				190	H	Utah St.	68 43					200	A	San Jose St.	63 55		
				146	H	Fresno St.	54 38					285	H	Nevada	60 41		
				190	A	Utah St.	49 58					53	A	Colorado St.	41 44		
				285	A	Nevada	64 49					153	A	New Mexico	61 52		
				322	H	Air Force	52 38					200	H	San Jose St.	65 76		

Non-Div I Games: Concordia (CA) 102 46

UNLV

■ Loss,
 ■ Non-Conf, S Site,
 ■ Home
 ■ Away
 N Neutral

Average RPI Win:	298	WON-LOST	WINNING	LAST 10	STRENGTH OF	OPP. STRENGTH	TEAM	ADJ.	CONF.	ADJ CONF.
Average RPI Loss:	183	RECORD	PCT. RANK	GAMES	SCHEDULE	OF SCHEDULE	RPI	RPI	RPI	RPI
DIV. I ONLY	6- 21	313	1- 9	251	294	315	315	24	24	
DIV. I NON-CONF.	4- 8	230	0- 0	262	335	272	272	24	24	
TOTALS	RPI 1-25	RPI 26-50	W-L RECORDS	RPI 51-100	RPI 101-150	RPI 150+				
6- 21	0- 0	0- 1	OVERALL	0- 8	0- 1	6- 11				
3- 9	0- 0	0- 0	HOME	0- 3	0- 1	3- 5				
3- 12	0- 0	0- 1	AWAY	0- 5	0- 0	3- 6				
0- 0	0- 0	0- 0	NEUTRAL	0- 0	0- 0	0- 0				
4- 8	0- 0	0- 1	NON-CONFERENCE	0- 1	0- 1	4- 5				
1- 4	0- 0	0- 0	HOME	0- 0	0- 1	1- 3				
3- 4	0- 0	0- 1	AWAY	0- 1	0- 0	3- 2				
0- 0	0- 0	0- 0	NEUTRAL	0- 0	0- 0	0- 0				
2- 13	0- 0	0- 0	CONFERENCE	0- 7	0- 0	2- 6				
2- 5	0- 0	0- 0	HOME	0- 3	0- 0	2- 2				
0- 8	0- 0	0- 0	AWAY	0- 4	0- 0	0- 4				
0- 0	0- 0	0- 0	NEUTRAL	0- 0	0- 0	0- 0				

RPI S	Opponent	Score	RPI S	Opponent	Score	RPI S	Opponent	Score	RPI S	Opponent	Score	Team's RPI: 315
39	A West Virginia	33 91	58	A Purdue	41 71	121	H William & Mary	46 49				
			90	A FGCU	43 93	186	H Campbell	41 56				
			90	H FGCU	50 80	208	A Illinois	57 77				
			95	A Jacksonville	46 59	226	A Presbyterian	55 48				
			95	H Jacksonville	47 65	239	H UNC Asheville	59 70				
			100	A Stetson	68 80	257	A Furman	37 57				
			100	A Stetson	49 70	260	H UMES	76 63				
			100	H Stetson	55 77	271	A Kennesaw St.	67 74				
						271	H Kennesaw St.	71 79				
						293	A North Florida	74 77				
						293	H North Florida	67 78				
						299	A Lipscomb	77 84				
						299	H Lipscomb	89 75				
						314	H Gardner-Webb	53 57				
						321	A NJIT	66 70				
						321	H NJIT	75 58				
						335	A N.C. Central	68 58				
						348	A South Carolina St.	73 67				
LAST 12 Division I GAMES:												
100	A Stetson	49 70	299	H Lipscomb	89 75							
321	A NJIT	66 70	271	A Kennesaw St.	67 74							
100	H Stetson	55 77	299	A Lipscomb	77 84							
90	H FGCU	50 80	271	H Kennesaw St.	71 79							
95	A Jacksonville	46 59	90	A FGCU	43 93							
293	A North Florida	74 77	100	A Stetson	68 80							

Non-Div I Games: Bob Jones 92 50 Converse 93 35 Warren Wilson 91 53

USC Upstate

Loss, Non-Conf, S Site, H Home A Away N Neutral

UT Arlington

Through Games Of March 9, 2017

Average RPI Win:	217	WON-LOST	WINNING	LAST 10	STRENGTH OF	OPP. STRENGTH	TEAM	ADJ.	CONF.	ADJ CONF.
Average RPI Loss:	117	RECORD	PCT. RANK	GAMES	SCHEDULE	OF SCHEDULE	RPI	RPI	RPI	RPI
DIV. I ONLY	20- 7	48	7- 3	185	187	84	84	21	21	
DIV. I NON-CONF.	5- 3	122	0- 0	83	58	67	67	19	19	
TOTALS	RPI 1-25	RPI 26-50	W-L RECORDS	RPI 51-100	RPI 101-150	RPI 150+				
20- 7	0- 1	1- 1	OVERALL	0- 1	3- 2	16- 2				
9- 3	0- 0	0- 1	HOME	0- 1	2- 0	7- 1				
9- 4	0- 1	1- 0	AWAY	0- 0	1- 2	7- 1				
2- 0	0- 0	0- 0	NEUTRAL	0- 0	0- 0	2- 0				
5- 3	0- 1	1- 0	NON-CONFERENCE	0- 1	0- 1	4- 0				
2- 1	0- 0	0- 0	HOME	0- 1	0- 0	2- 0				
2- 2	0- 1	1- 0	AWAY	0- 0	0- 1	1- 0				
1- 0	0- 0	0- 0	NEUTRAL	0- 0	0- 0	1- 0				
15- 4	0- 0	0- 1	CONFERENCE	0- 0	3- 1	12- 2				
7- 2	0- 0	0- 1	HOME	0- 0	2- 0	5- 1				
7- 2	0- 0	0- 0	AWAY	0- 0	1- 1	6- 1				
1- 0	0- 0	0- 0	NEUTRAL	0- 0	0- 0	1- 0				

RPI 1-25				RPI 26-50				RPI 51-100 Team's RPI: 84				RPI 101+			
RPI	S	Opponent	Score	RPI	S	Opponent	Score	RPI	S	Opponent	Score	RPI	S	Opponent	Score
22	A	Kansas St.	49 62	40	A	Western Ky.	71 68	99	H	SFA	60 65	103	A	Texas Tech	60 79
				45	H	Little Rock	49 58					125	A	Troy	68 85
												125	H	Troy	78 72
												147	A	Louisiana	79 76
												147	H	Louisiana	79 66
												168	A	Texas St.	61 39
												168	H	Texas St.	69 75
												179	H	Wichita St.	74 70
												184	H	UTSA	75 54
												197	A	Seton Hall	86 61
												213	A	Appalachian St.	73 62
												213	H	Appalachian St.	74 63
												241	A	South Ala.	73 49
												241	H	South Ala.	53 41
												241	N	South Ala.	65 53
												247	A	Ga. Southern	69 60
												256	A	Coastal Caro.	70 41
												256	H	Coastal Caro.	60 58
												260	A	Georgia St.	59 64
												267	N	San Diego St.	64 58
												318	H	Arkansas St.	69 58
												331	A	La.-Monroe	83 47
												331	H	La.-Monroe	93 59
LAST 12 Division I GAMES:															
241	N	South Ala.	65 53	247	A	Ga. Southern	69 60								
147	A	Louisiana	79 76	318	H	Arkansas St.	69 58								
331	A	La.-Monroe	83 47	45	H	Little Rock	49 58								
241	H	South Ala.	53 41	168	H	Texas St.	69 75								
125	H	Troy	78 72	213	A	Appalachian St.	73 62								
260	A	Georgia St.	59 64	256	A	Coastal Caro.	70 41								

Non-Div I Games: Tex. A&M-Commerce 80 50 Eastern N.M. 65 48

UT Arlington

Loss, Non-Conf, S Site, H Home A Away N Neutral

Average RPI Win:	259	WON-LOST	WINNING	LAST 10	STRENGTH OF	OPP. STRENGTH	TEAM	ADJ.	CONF.	ADJ CONF.
Average RPI Loss:	152	RECORD	PCT. RANK	GAMES	SCHEDULE	OF SCHEDULE	RPI	RPI	RPI	RPI
DIV. I ONLY	12- 19	236	7- 3	175	217	221	221	26	26	
DIV. I NON-CONF.	3- 10	280	0- 0	113	45	237	237	25	25	
TOTALS	RPI 1-25	RPI 26-50	W-L RECORDS	RPI 51-100	RPI 101-150	RPI 150+				
12- 19	0- 3	0- 0	OVERALL	0- 5	0- 1	12- 10				
7- 6	0- 1	0- 0	HOME	0- 1	0- 1	7- 3				
4- 12	0- 2	0- 0	AWAY	0- 3	0- 0	4- 7				
1- 1	0- 0	0- 0	NEUTRAL	0- 1	0- 0	1- 0				
3- 10	0- 3	0- 0	NON-CONFERENCE	0- 3	0- 1	3- 3				
2- 3	0- 1	0- 0	HOME	0- 1	0- 1	2- 0				
1- 7	0- 2	0- 0	AWAY	0- 2	0- 0	1- 3				
0- 0	0- 0	0- 0	NEUTRAL	0- 0	0- 0	0- 0				
9- 9	0- 0	0- 0	CONFERENCE	0- 2	0- 0	9- 7				
5- 3	0- 0	0- 0	HOME	0- 0	0- 0	5- 3				
3- 5	0- 0	0- 0	AWAY	0- 1	0- 0	3- 4				
1- 1	0- 0	0- 0	NEUTRAL	0- 1	0- 0	1- 0				

RPI 1-25				RPI 26-50				RPI 51-100				RPI 101+ Team's RPI: 221			
RPI	S	Opponent	Score	RPI	S	Opponent	Score	RPI	S	Opponent	Score	RPI	S	Opponent	Score
11	H	Louisville	57 100					57	A	Belmont	66 71	111	H	Vanderbilt	77 79
17	A	DePaul	68 100					57	N	Belmont	62 83	161	A	Oral Roberts	53 82
24	A	Missouri	69 80					65	H	Chattanooga	60 80	169	H	Southern Ill.	76 68
								67	A	Northwestern	59 82	177	H	Morehead St.	68 89
								70	A	Ohio	55 72	202	A	SIUE	82 72
												202	H	SIUE	68 70
												230	A	Samford	62 69
												251	H	Jacksonville St.	94 83
												252	A	Tennessee St.	80 85
												262	A	Austin Peay	60 85
												262	H	Austin Peay	83 80
												262	N	Austin Peay	59 43
												264	A	Murray St.	90 70
												264	H	Murray St.	83 82
												266	A	Southeast Mo. St.	82 73
												266	H	Southeast Mo. St.	79 82
												270	H	Eastern Ky.	66 56
												277	A	Western Caro.	84 72
												278	A	N.C. A&T	59 74
												282	A	Tennessee Tech	71 81
												300	A	Eastern Ill.	70 80
												300	H	Eastern Ill.	74 72
												318	H	Arkansas St.	68 63
LAST 12 Division I GAMES:															
				57	N	Belmont	62 83	300	H	Eastern Ill.	74 72				
				262	N	Austin Peay	59 43	270	H	Eastern Ky.	66 56				
				264	H	Murray St.	83 82	282	A	Tennessee Tech	71 81				
				262	A	Austin Peay	60 85	264	A	Murray St.	90 70				
				266	A	Southeast Mo. St.	82 73	262	H	Austin Peay	83 80				
				202	A	SIUE	82 72	202	H	SIUE	68 70				

Non-Div I Games:

UT Martin

■ Loss,
 ■ Non-Conf,
 ■ S Site,
 ■ Home
 ■ A Away
 N Neutral

Average RPI Win: 282	WON-LOST	WINNING	LAST 10	STRENGTH OF	OPP. STRENGTH	TEAM	ADJ.	CONF.	ADJ CONF.
Average RPI Loss: 141	RECORD	PCT. RANK	GAMES	SCHEDULE	OF SCHEDULE	RPI	RPI	RPI	RPI
DIV. I ONLY	7- 23	311	2- 8	168	153	302	302	14	14
DIV. I NON-CONF.	2- 9	293	0- 0	120	190	298	298	16	16
TOTALS	RPI 1-25	RPI 26-50	W-L RECORDS	RPI 51-100	RPI 101-150	RPI 150+			
7- 23	0- 1	0- 3	OVERALL	0- 1	1- 8	6- 10			
6- 8	0- 0	0- 1	HOME	0- 0	1- 2	5- 5			
1- 9	0- 0	0- 0	AWAY	0- 1	0- 4	1- 4			
0- 6	0- 1	0- 2	NEUTRAL	0- 0	0- 2	0- 1			
2- 9	0- 1	0- 2	NON-CONFERENCE	0- 0	0- 2	2- 4			
2- 3	0- 0	0- 0	HOME	0- 0	0- 1	2- 2			
0- 1	0- 0	0- 0	AWAY	0- 0	0- 0	0- 1			
0- 5	0- 1	0- 2	NEUTRAL	0- 0	0- 1	0- 1			
5- 14	0- 0	0- 1	CONFERENCE	0- 1	1- 6	4- 6			
4- 5	0- 0	0- 1	HOME	0- 0	1- 1	3- 3			
1- 8	0- 0	0- 0	AWAY	0- 1	0- 4	1- 3			
0- 1	0- 0	0- 0	NEUTRAL	0- 0	0- 1	0- 0			

RPI 1-25			RPI 26-50			RPI 51-100			RPI 101+ Team's RPI: 302		
RPI	S	Opponent	Score	RPI	S	Opponent	Score	RPI	S	Opponent	Score
22	N	Kansas St.	40 61	36	N	LSU	45 78	80	A	Middle Tenn.	53 76
				38	N	North Carolina St.	55 71				
				40	H	Western Ky.	54 71				
LAST 12 Division I GAMES:											
136	N	Old Dominion	70 80	182	H	North Texas	69 76	308	A	FIU	87 88
117	A	Charlotte	74 84	110	A	Southern Miss.	48 73	308	H	FIU	88 47
136	A	Old Dominion	68 87	138	A	Louisiana Tech	61 69	337	H	Houston Baptist	75 45
308	H	FIU	88 47	80	A	Middle Tenn.	53 76	338	A	Fla. Atlantic	51 50
338	H	Fla. Atlantic	69 59	189	A	UAB	61 74	338	H	Fla. Atlantic	69 59
159	H	Rice	76 80	249	H	Marshall	84 74				

Non-Div I Games: Western N.M. 93 46

UTEP

■ Loss,
 ■ Non-Conf,
 ■ S Site,
 ■ H Home
 ■ A Away
 N Neutral

Average RPI Win: 294	WON-LOST	WINNING	LAST 10	STRENGTH OF	OPP. STRENGTH	TEAM	ADJ.	CONF.	ADJ CONF.
Average RPI Loss: 166	RECORD	PCT. RANK	GAMES	SCHEDULE	OF SCHEDULE	RPI	RPI	RPI	RPI
DIV. I ONLY	15- 13	153	5- 5	339	249	236	236	29	29
DIV. I NON-CONF.	7- 6	157	1- 1	319	78	198	198	29	29
<hr/>									
TOTALS	RPI 1-25	RPI 26-50	W-L RECORDS	RPI 51-100	RPI 101-150	RPI 150+			
15- 13	0- 2	0- 0	OVERALL	0- 1	0- 3	15- 7			
8- 4	0- 0	0- 0	HOME	0- 0	0- 1	8- 3			
6- 8	0- 2	0- 0	AWAY	0- 1	0- 2	6- 3			
1- 1	0- 0	0- 0	NEUTRAL	0- 0	0- 0	1- 1			
7- 6	0- 2	0- 0	NON-CONFERENCE	0- 1	0- 1	7- 2			
4- 1	0- 0	0- 0	HOME	0- 0	0- 0	4- 1			
2- 5	0- 2	0- 0	AWAY	0- 1	0- 1	2- 1			
1- 0	0- 0	0- 0	NEUTRAL	0- 0	0- 0	1- 0			
8- 7	0- 0	0- 0	CONFERENCE	0- 0	0- 2	8- 5			
4- 3	0- 0	0- 0	HOME	0- 0	0- 1	4- 2			
4- 3	0- 0	0- 0	AWAY	0- 0	0- 1	4- 2			
0- 1	0- 0	0- 0	NEUTRAL	0- 0	0- 0	0- 1			

RPI 1-25				RPI 26-50				RPI 51-100				RPI 101+ Team's RPI: 236			
RPI	S	Opponent	Score	RPI	S	Opponent	Score	RPI	S	Opponent	Score	RPI	S	Opponent	Score
13	A	Texas	61 85					82	A	Oklahoma St.	53 86	106	A	Abilene Christian	54 70
19	A	Oklahoma	59 92									141	A	New Mexico St.	67 87
												141	H	New Mexico St.	46 64
												174	H	Houston	52 68
												182	N	North Texas	74 69
												196	A	Nebraska	53 71
												218	A	Seattle U	58 57
												218	H	Seattle U	54 67
												245	A	Grand Canyon	59 60
												245	H	Grand Canyon	52 49
												263	A	CSU Bakersfield	46 74
												263	H	CSU Bakersfield	61 67
												269	H	Prairie View	82 74
												280	A	A&M-Corpus Christi	68 65
												280	H	A&M-Corpus Christi	55 46
												297	A	UMKC	63 52
												297	H	UMKC	74 39
												297	N	UMKC	69 77
												304	H	North Dakota St.	81 67
												332	A	Utah Valley	64 45
												332	H	Utah Valley	64 55
												340	A	Sam Houston St.	69 45
												340	H	Sam Houston St.	78 50
												344	A	Chicago St.	57 46
												344	H	Chicago St.	71 43
<hr/>															
LAST 12 Division I GAMES:															
				297	N	UMKC	69 77			141	A	New Mexico St.	67 87		
				106	A	Abilene Christian	54 70			263	H	CSU Bakersfield	61 67		
				182	N	North Texas	74 69			245	H	Grand Canyon	52 49		
				141	H	New Mexico St.	46 64			297	A	UMKC	63 52		
				332	A	Utah Valley	64 45			218	H	Seattle U	54 67		
				218	A	Seattle U	58 57			332	H	Utah Valley	64 55		

Non-Div I Games: St. Thomas (TX) 63 56 Texas Lutheran 68 52 Evangel 86 55

UTRGV

Loss, Non-Conf, S Site, H Home A Away N Neutral

Average RPI Win: 223	WON-LOST	WINNING	LAST 10	STRENGTH OF	OPP. STRENGTH	TEAM	ADJ.	CONF.	ADJ CONF.
Average RPI Loss: 121	RECORD	PCT. RANK	GAMES	SCHEDULE	OF SCHEDULE	RPI	RPI	RPI	RPI
DIV. I ONLY	13- 15	200	4- 6	144	130	184	184	14	14
DIV. I NON-CONF.	3- 6	230	0- 0	31	51	186	186	16	16
TOTALS	RPI 1-25	RPI 26-50	W-L RECORDS	RPI 51-100	RPI 101-150	RPI 150+			
13- 15	0- 1	1- 1	OVERALL	0- 3	3- 5	9- 5			
8- 7	0- 0	1- 0	HOME	0- 1	2- 2	5- 4			
5- 7	0- 1	0- 1	AWAY	0- 2	1- 3	4- 0			
0- 1	0- 0	0- 0	NEUTRAL	0- 0	0- 0	0- 1			
3- 6	0- 1	0- 1	NON-CONFERENCE	0- 2	1- 1	2- 1			
3- 3	0- 0	0- 0	HOME	0- 1	1- 1	2- 1			
0- 3	0- 1	0- 1	AWAY	0- 1	0- 0	0- 0			
0- 0	0- 0	0- 0	NEUTRAL	0- 0	0- 0	0- 0			
10- 9	0- 0	1- 0	CONFERENCE	0- 1	2- 4	7- 4			
5- 4	0- 0	1- 0	HOME	0- 0	1- 1	3- 3			
5- 4	0- 0	0- 0	AWAY	0- 1	1- 3	4- 0			
0- 1	0- 0	0- 0	NEUTRAL	0- 0	0- 0	0- 1			

RPI 1-25				RPI 26-50				RPI 51-100				RPI 101+ Team's RPI: 184			
RPI	S	Opponent	Score	RPI	S	Opponent	Score	RPI	S	Opponent	Score	RPI	S	Opponent	Score
13	A	Texas	43 76	35	A	Oregon	63 77	75	H	Tulane	66 75	106	H	Abilene Christian	71 68
				40	H	Western Ky.	80 77	80	A	Middle Tenn.	63 77	110	A	Southern Miss.	71 74
								84	A	UT Arlington	54 75	110	H	Southern Miss.	68 69
												117	A	Charlotte	67 78
												129	H	Northern Colo.	66 73
												136	A	Old Dominion	81 68
												138	A	Louisiana Tech	71 77
												138	H	Louisiana Tech	63 61
												159	H	Rice	61 66
												159	N	Rice	63 75
												168	H	Texas St.	72 47
												174	H	Houston	49 56
												182	H	North Texas	55 58
												189	A	UAB	82 67
												225	H	Liberty	80 64
												249	H	Marshall	81 88
												302	A	UTEP	83 81
												302	H	UTEP	97 76
												308	A	FIU	70 61
												308	H	FIU	69 55
												338	A	Fla. Atlantic	72 62
												338	H	Fla. Atlantic	97 66
LAST 12 Division I GAMES:															
				159	N	Rice	63 75	159	H	Rice	61 66				
				136	A	Old Dominion	81 68	138	A	Louisiana Tech	71 77				
				117	A	Charlotte	67 78	110	A	Southern Miss.	71 74				
				338	H	Fla. Atlantic	97 66	189	A	UAB	82 67				
				308	H	FIU	69 55	80	A	Middle Tenn.	63 77				
				182	H	North Texas	55 58	40	H	Western Ky.	80 77				

Non-Div I Games: Tex. A&M-Kingsville70 44 Angelo St. 77 **85**

UTSA

Loss, Non-Conf, S Site, H Home A Away N Neutral

Average RPI Win:	160	WON-LOST	WINNING	LAST 10	STRENGTH OF	OPP. STRENGTH	TEAM	ADJ.	CONF.	ADJ CONF.
Average RPI Loss:	38	RECORD	PCT. RANK	GAMES	SCHEDULE	OF SCHEDULE	RPI	RPI	RPI	RPI
DIV. I ONLY	16- 14	156	3- 7	39	37	79	79	1	1	
DIV. I NON-CONF.	11- 0	1	0- 0	179	300	27	27	1	1	
TOTALS	RPI 1-25	RPI 26-50	W-L RECORDS	RPI 51-100	RPI 101-150	RPI 150+				
16- 14	0- 7	0- 4	OVERALL	5- 0	5- 3	6- 0				
9- 7	0- 3	0- 2	HOME	3- 0	1- 2	5- 0				
6- 6	0- 4	0- 1	AWAY	2- 0	3- 1	1- 0				
1- 1	0- 0	0- 1	NEUTRAL	0- 0	1- 0	0- 0				
11- 0	0- 0	0- 0	NON-CONFERENCE	2- 0	3- 0	6- 0				
7- 0	0- 0	0- 0	HOME	2- 0	0- 0	5- 0				
3- 0	0- 0	0- 0	AWAY	0- 0	2- 0	1- 0				
1- 0	0- 0	0- 0	NEUTRAL	0- 0	1- 0	0- 0				
5- 14	0- 7	0- 4	CONFERENCE	3- 0	2- 3	0- 0				
2- 7	0- 3	0- 2	HOME	1- 0	1- 2	0- 0				
3- 6	0- 4	0- 1	AWAY	2- 0	1- 1	0- 0				
0- 1	0- 0	0- 1	NEUTRAL	0- 0	0- 0	0- 0				

RPI	S	Opponent	Score	RPI	S	Opponent	Score	RPI	S	Opponent	Score	RPI	S	Opponent	Score
4	A	Oregon St.	44 70	34	H	Arizona St.	44 66	54	A	California	73 64	102	A	Washington St.	74 57
4	H	Oregon St.	49 63	34	N	Arizona St.	54 72	54	H	California	63 57	102	H	Washington St.	55 61
6	A	Stanford	51 87	35	A	Oregon	66 84	74	H	Montana St.	74 64	108	A	Colorado	49 54
6	H	Stanford	58 77	35	H	Oregon	61 73	88	H	BYU	77 60	108	H	Colorado	58 53
9	A	Washington	77 84					89	A	Southern California	58 53	109	A	St. Mary's (CA)	63 62
9	H	Washington	53 82									117	N	Charlotte	81 68
10	A	UCLA	56 67									132	H	Arizona	70 81
												146	A	Fresno St.	65 55
												190	H	Utah St.	65 58
												235	H	Weber St.	71 52
												285	A	Nevada	80 50
												289	H	Southern Utah	69 43
												292	H	Northern Ariz.	78 65
												332	H	Utah Valley	100 52
LAST 12 Division I GAMES:															
34	N	Arizona St.	54 72	54	A	California	73 64								
9	A	Washington	77 84	102	H	Washington St.	55 61								
102	A	Washington St.	74 57	9	H	Washington	53 82								
4	H	Oregon St.	49 63	108	H	Colorado	58 53								
35	H	Oregon	61 73	108	A	Colorado	49 54								
6	A	Stanford	51 87	35	A	Oregon	66 84								

Non-Div I Games:

Utah

■ Loss,
 ■ Non-Conf, S Site,
 ■ Home
 ■ Away
 N Neutral

RPI 1-25				RPI 26-50				RPI 51-100				RPI 101+				Team's RPI: 190	
RPI	S	Opponent	Score	RPI	S	Opponent	Score	RPI	S	Opponent	Score	RPI	S	Opponent	Score		
				48	A	Boise St.	56 76	53	A	Colorado St.	43 74	105	A	UNLV	53 55		
				48	H	Boise St.	65 63	53	H	Colorado St.	55 48	105	A	UNLV	43 68		
								74	H	Montana St.	64 56	105	H	UNLV	58 49		
								79	A	Utah	58 65	132	A	Arizona	57 61		
								88	H	BYU	40 60	146	A	Fresno St.	52 47		
								98	A	Wyoming	40 59	153	A	New Mexico	67 78		
								98	H	Wyoming	48 71	153	H	New Mexico	58 68		
												157	H	Idaho St.	69 56		
												200	H	San Jose St.	82 78		
												267	A	San Diego St.	59 66		
												267	H	San Diego St.	53 47		
												285	A	Nevada	81 69		
												285	H	Nevada	60 57		
												289	H	Southern Utah	54 70		
												322	A	Air Force	61 64		
												322	H	Air Force	65 62		
												322	N	Air Force	46 40		
												323	A	Montana	65 47		
												327	H	UC Irvine	66 52		
												332	H	Utah Valley	56 45		
												333	N	Incarname Word	79 46		
LAST 12 Division I GAMES:																	
				105	A	UNLV	43 68	267	A	San Diego St.	59 66						
				322	N	Air Force	46 40	98	A	Wyoming	40 59						
				105	H	UNLV	58 49	53	H	Colorado St.	55 48						
				322	A	Air Force	61 64	48	H	Boise St.	65 63						
				200	H	San Jose St.	82 78	285	A	Nevada	81 69						
				285	H	Nevada	60 57	146	A	Fresno St.	52 47						

Non-Div I Games:	Westminster (UT)	72	49
------------------	------------------	----	----

Utah Valley

Through Games Of March 9, 2017

Average RPI Win:	309	WON-LOST	WINNING	LAST 10	STRENGTH OF	OPP. STRENGTH	TEAM	ADJ.	CONF.	ADJ CONF.
Average RPI Loss:	201	RECORD	PCT. RANK	GAMES	SCHEDULE	OF SCHEDULE	RPI	RPI	RPI	RPI
DIV. I ONLY	7- 21	306	3- 7	317	302	332	332	29	29	
DIV. I NON-CONF.	3- 10	280	0- 0	309	226	323	323	29	29	
TOTALS	RPI 1-25	RPI 26-50	W-L RECORDS	RPI 51-100	RPI 101-150	RPI 150+				
7- 21	0- 0	0- 1	OVERALL	0- 2	0- 3	7- 15				
4- 8	0- 0	0- 0	HOME	0- 1	0- 2	4- 5				
2- 11	0- 0	0- 0	AWAY	0- 0	0- 0	2- 3				
1- 2	0- 0	0- 1	NEUTRAL	0- 0	0- 0	1- 1				
3- 10	0- 0	0- 1	NON-CONFERENCE	0- 2	0- 1	3- 6				
2- 3	0- 0	0- 0	HOME	0- 1	0- 1	2- 1				
1- 5	0- 0	0- 0	AWAY	0- 1	0- 0	1- 4				
0- 2	0- 0	0- 1	NEUTRAL	0- 0	0- 0	0- 1				
4- 11	0- 0	0- 0	CONFERENCE	0- 0	0- 2	4- 9				
2- 5	0- 0	0- 0	HOME	0- 0	0- 1	2- 4				
1- 6	0- 0	0- 0	AWAY	0- 0	0- 1	1- 5				
1- 0	0- 0	0- 0	NEUTRAL	0- 0	0- 0	1- 0				

RPI S	Opponent	Score	RPI S	Opponent	Score	RPI S	Opponent	Score	RPI S	Opponent	Score	Team's RPI: 332
44 N	Central Mich.	62 71	79 A	Utah	52 100	88 H	BYU	50 68	134 H	Eastern Wash.	50 83	
									141 A	New Mexico St.	46 63	
									141 H	New Mexico St.	53 66	
									157 A	Idaho St.	56 61	
									190 A	Utah St.	45 56	
									202 N	SIUE	64 71	
									218 A	Seattle U	55 65	
									218 H	Seattle U	51 69	
									235 H	Weber St.	61 64	
									236 A	UTRGV	55 64	
									236 H	UTRGV	45 64	
									245 A	Grand Canyon	42 60	
									245 H	Grand Canyon	46 62	
									263 A	CSU Bakersfield	39 55	
									263 H	CSU Bakersfield	59 63	
									263 N	CSU Bakersfield	59 53	
									272 A	Cal Poly	65 77	
									289 A	Southern Utah	70 64	
									297 A	UMKC	63 66	
									297 H	UMKC	58 39	
									311 H	Denver	72 58	
									313 H	Pepperdine	72 65	
									322 A	Air Force	53 64	
									344 A	Chicago St.	62 59	
									344 H	Chicago St.	73 54	
LAST 12 Division I GAMES:												
263 N	CSU Bakersfield	59 53	344 H	Chicago St.	73 54							
218 A	Seattle U	55 65	297 H	UMKC	58 39							
236 H	UTRGV	45 64	218 H	Seattle U	51 69							
141 H	New Mexico St.	53 66	141 A	New Mexico St.	46 63							
245 A	Grand Canyon	42 60	236 A	UTRGV	55 64							
263 A	CSU Bakersfield	39 55	263 H	CSU Bakersfield	59 63							

Non-Div I Games: Dixie St. 68 56 Antelope Valley 87 47

Utah Valley

Loss, Non-Conf, S Site, H Home A Away N Neutral

Average RPI Win:	216	WON-LOST	WINNING	LAST 10	STRENGTH OF	OPP. STRENGTH	TEAM	ADJ.	CONF.	ADJ CONF.
Average RPI Loss:	98	RECORD	PCT. RANK	GAMES	SCHEDULE	OF SCHEDULE	RPI	RPI	RPI	RPI
DIV. I ONLY	16- 15	167	5- 5	111	116	145	145	12	12	
DIV. I NON-CONF.	7- 6	157	0- 0	110	120	131	131	12	12	
TOTALS	RPI 1-25	RPI 26-50	W-L RECORDS	RPI 51-100	RPI 101-150	RPI 150+				
16- 15	0- 0	0- 2	OVERALL	1- 6	1- 6	14- 1				
9- 6	0- 0	0- 1	HOME	0- 3	0- 2	9- 0				
5- 8	0- 0	0- 0	AWAY	0- 0	1- 0	4- 0				
2- 1	0- 0	0- 1	NEUTRAL	1- 0	0- 0	1- 0				
7- 6	0- 0	0- 0	NON-CONFERENCE	1- 3	0- 3	6- 0				
3- 3	0- 0	0- 0	HOME	0- 2	0- 1	3- 0				
2- 3	0- 0	0- 0	AWAY	0- 1	0- 2	2- 0				
2- 0	0- 0	0- 0	NEUTRAL	1- 0	0- 0	1- 0				
9- 9	0- 0	0- 2	CONFERENCE	0- 3	1- 3	8- 1				
6- 3	0- 0	0- 1	HOME	0- 1	0- 1	6- 0				
3- 5	0- 0	0- 0	AWAY	0- 2	1- 2	2- 1				
0- 1	0- 0	0- 1	NEUTRAL	0- 0	0- 0	0- 0				

RPI S	Opponent	Score	RPI S	Opponent	Score	RPI S	Opponent	Score	RPI S	Opponent	Score	Team's RPI: 145
32	H Dayton	48 68	32	N Dayton	61 77	52	A George Washington	67 81	112	A Saint Joseph's	58 64	
						62	H IUPUI	62 71	112	H Saint Joseph's	70 80	
						66	N Villanova	68 66	116	A Ole Miss	57 77	
						72	H Minnesota	69 79	120	A Fordham	61 58	
						87	A Wake Forest	54 60	123	A Duquesne	51 70	
						93	A Saint Louis	72 77	136	A Old Dominion	60 70	
						93	H Saint Louis	48 62	148	H Iona	57 59	
									155	H Brown	85 72	
									171	H La Salle	61 56	
									186	A Campbell	66 53	
									191	N American	68 62	
									193	A George Mason	59 70	
									199	H UNCG	65 54	
									231	A Richmond	57 55	
									231	H Richmond	72 64	
									231	H Richmond	62 55	
									248	A St. Bonaventure	77 60	
									257	A Furman	75 61	
									276	H Davidson	54 47	
									291	H Coppin St.	73 44	
									301	H Rhode Island	68 57	
									309	H Massachusetts	55 52	
LAST 12 Division I GAMES:												
32	N Dayton	61 77	93	A Saint Louis	72 77							
231	H Richmond	72 64	32	H Dayton	48 68							
276	H Davidson	54 47	231	A Richmond	57 55							
248	A St. Bonaventure	77 60	309	H Massachusetts	55 52							
112	H Saint Joseph's	70 80	120	A Fordham	61 58							
123	A Duquesne	51 70	301	H Rhode Island	68 57							

Non-Div I Games:

VCU

Valparaiso

Through Games Of March 9, 2017

Average RPI Win:	283	WON-LOST	WINNING	LAST 10	STRENGTH OF	OPP. STRENGTH	TEAM	ADJ.	CONF.	ADJ CONF.
Average RPI Loss:	158	RECORD	PCT. RANK	GAMES	SCHEDULE	OF SCHEDULE	RPI	RPI	RPI	RPI
DIV. I ONLY	8- 21	288	5- 5	215	221	290	290	18	18	
DIV. I NON-CONF.	3- 6	230	0- 0	245	194	269	269	21	21	
TOTALS	RPI 1-25	RPI 26-50	W-L RECORDS	RPI 51-100	RPI 101-150	RPI 150+				
8- 21	0- 1	0- 4	OVERALL	0- 1	1- 5	7- 10				
5- 8	0- 0	0- 1	HOME	0- 0	1- 2	4- 5				
2- 12	0- 0	0- 0	AWAY	0- 0	0- 0	2- 0				
1- 1	0- 0	0- 1	NEUTRAL	0- 0	0- 0	1- 0				
3- 6	0- 1	0- 1	NON-CONFERENCE	0- 1	0- 0	3- 3				
2- 2	0- 0	0- 0	HOME	0- 0	0- 0	2- 2				
1- 4	0- 1	0- 1	AWAY	0- 1	0- 0	1- 1				
0- 0	0- 0	0- 0	NEUTRAL	0- 0	0- 0	0- 0				
5- 15	0- 0	0- 3	CONFERENCE	0- 0	1- 5	4- 7				
3- 6	0- 0	0- 1	HOME	0- 0	1- 2	2- 3				
1- 8	0- 0	0- 1	AWAY	0- 0	0- 3	1- 4				
1- 1	0- 0	0- 1	NEUTRAL	0- 0	0- 0	1- 0				

RPI 1-25				RPI 26-50				RPI 51-100				RPI 101+				Team's RPI: 290	
RPI	S	Opponent	Score	RPI	S	Opponent	Score	RPI	S	Opponent	Score	RPI	S	Opponent	Score		
2	A	Notre Dame	54 114	26	A	Green Bay	35 56	100	A	Stetson	75 87	140	A	Detroit Mercy	60 85		
				26	H	Green Bay	36 75					140	H	Detroit Mercy	57 55		
				26	N	Green Bay	60 89					142	A	Wright St.	48 63		
				49	A	Indiana	58 87					142	H	Wright St.	52 65		
												144	A	Milwaukee	64 80		
												144	H	Milwaukee	74 85		
												154	A	Oakland	63 104		
												154	H	Oakland	60 98		
												181	A	Cleveland St.	60 71		
												181	H	Cleveland St.	62 66		
												225	H	Liberty	70 68		
												232	H	Bradley	56 67		
												237	H	Evansville	65 70		
												295	A	Northern Ky.	41 32		
												295	H	Northern Ky.	55 70		
												300	H	Eastern Ill.	73 68		
												310	A	Illinois St.	56 77		
												319	A	Youngstown St.	70 76		
												319	H	Youngstown St.	77 60		
												319	N	Youngstown St.	79 62		
												320	A	Ill.-Chicago	60 74		
												320	H	Ill.-Chicago	72 63		
												344	A	Chicago St.	53 51		
LAST 12 Division I GAMES:																	
				26	N	Green Bay	60 89					295	A	Northern Ky.	41 32		
				319	N	Youngstown St.	79 62					142	A	Wright St.	48 63		
				320	H	Ill.-Chicago	72 63					181	H	Cleveland St.	62 66		
				144	A	Milwaukee	64 80					319	H	Youngstown St.	77 60		
				140	H	Detroit Mercy	57 55					320	A	Ill.-Chicago	60 74		
				154	H	Oakland	60 98					142	H	Wright St.	52 65		

Non-Div I Games: Ind.-Kokomo 102 47 Grace (IN) 71 49

Valparaiso

Loss, Non-Conf, S Site, H Home A Away N Neutral

Vanderbilt

Through Games Of March 9, 2017

Average RPI Win:	165	WON-LOST	WINNING	LAST 10	STRENGTH OF	OPP. STRENGTH	TEAM	ADJ.	CONF.	ADJ CONF.
Average RPI Loss:	56	RECORD	PCT. RANK	GAMES	SCHEDULE	OF SCHEDULE	RPI	RPI	RPI	RPI
DIV. I ONLY	14- 16	192	4- 6	48	41	111	111	2	2	
DIV. I NON-CONF.	10- 3	54	0- 0	108	126	53	53	2	2	
TOTALS	RPI 1-25	RPI 26-50	W-L RECORDS	RPI 51-100	RPI 101-150	RPI 150+				
14- 16	1- 8	1- 3	OVERALL	2- 2	2- 1	8- 2				
10- 5	1- 3	1- 1	HOME	2- 1	2- 0	4- 0				
3- 10	0- 5	0- 2	AWAY	0- 1	0- 0	3- 2				
1- 1	0- 0	0- 0	NEUTRAL	0- 0	0- 1	1- 0				
10- 3	1- 1	0- 1	NON-CONFERENCE	2- 0	0- 0	7- 1				
6- 1	1- 1	0- 0	HOME	2- 0	0- 0	3- 0				
3- 2	0- 0	0- 1	AWAY	0- 0	0- 0	3- 1				
1- 0	0- 0	0- 0	NEUTRAL	0- 0	0- 0	1- 0				
4- 13	0- 7	1- 2	CONFERENCE	0- 2	2- 1	1- 1				
4- 4	0- 2	1- 1	HOME	0- 1	2- 0	1- 0				
0- 8	0- 5	0- 1	AWAY	0- 1	0- 0	0- 1				
0- 1	0- 0	0- 0	NEUTRAL	0- 0	0- 1	0- 0				

RPI	S	Opponent	Score	RPI	S	Opponent	Score	RPI	S	Opponent	Score	RPI	S	Opponent	Score	Team's RPI: 111
3	A	South Carolina	51 82	36	A	LSU	58 64	75	H	Tulane	74 63	116	H	Ole Miss	85 67	
5	A	Mississippi St.	41 86	36	H	LSU	70 68	77	H	Drexel	73 63	131	H	Alabama	87 80	
8	H	Duke	77 73	46	H	Auburn	59 64	83	H	Florida	73 93	131	N	Alabama	57 77	
11	H	Louisville	66 78	49	A	Indiana	61 94	86	A	Georgia	68 70	167	A	Memphis	59 75	
14	A	Kentucky	63 71									173	A	Arkansas	56 59	
20	A	Tennessee	63 91									173	H	Arkansas	66 64	
20	H	Tennessee	57 70									192	H	Robert Morris	75 59	
21	A	Texas A&M	72 77									202	N	SIUE	73 63	
24	H	Missouri	68 74									203	A	ETSU	80 72	
												221	A	UT Martin	79 77	
												271	H	Kennesaw St.	86 54	
												282	H	Tennessee Tech	89 57	
												322	A	Air Force	75 49	
LAST 12 Division I GAMES:																
131	N	Alabama	57 77	5	A	Mississippi St.	41 86									
36	A	LSU	58 64	14	A	Kentucky	63 71									
173	H	Arkansas	66 64	83	H	Florida	73 93									
116	H	Ole Miss	85 67	131	H	Alabama	87 80									
3	A	South Carolina	51 82	20	A	Tennessee	63 91									
36	H	LSU	70 68	173	A	Arkansas	56 59									

Non-Div I Games:

Vanderbilt

Loss, Non-Conf, S Site, H Home A Away N Neutral

Average RPI Win:	263	WON-LOST	WINNING	LAST 10	STRENGTH OF	OPP. STRENGTH	TEAM	ADJ.	CONF.	ADJ CONF.
Average RPI Loss:	154	RECORD	PCT. RANK	GAMES	SCHEDULE	OF SCHEDULE	RPI	RPI	RPI	RPI
DIV. I ONLY	9- 20	273	4- 6	164	268	274	274	22	22	
DIV. I NON-CONF.	3- 9	275	0- 0	157	323	296	296	22	22	
TOTALS	RPI 1-25	RPI 26-50	W-L RECORDS	RPI 51-100	RPI 101-150	RPI 150+				
9- 20	0- 1	0- 1	OVERALL	0- 2	1- 6	8- 10				
7- 7	0- 0	0- 0	HOME	0- 1	1- 2	6- 4				
2- 12	0- 1	0- 1	AWAY	0- 1	0- 3	2- 6				
0- 1	0- 0	0- 0	NEUTRAL	0- 0	0- 1	0- 0				
3- 9	0- 1	0- 1	NON-CONFERENCE	0- 0	0- 2	3- 5				
3- 3	0- 0	0- 0	HOME	0- 0	0- 1	3- 2				
0- 6	0- 1	0- 1	AWAY	0- 0	0- 1	0- 3				
0- 0	0- 0	0- 0	NEUTRAL	0- 0	0- 0	0- 0				
6- 11	0- 0	0- 0	CONFERENCE	0- 2	1- 4	5- 5				
4- 4	0- 0	0- 0	HOME	0- 1	1- 1	3- 2				
2- 6	0- 0	0- 0	AWAY	0- 1	0- 2	2- 3				
0- 1	0- 0	0- 0	NEUTRAL	0- 0	0- 1	0- 0				

RPI 1-25				RPI 26-50				RPI 51-100				RPI 101+ Team's RPI: 274			
RPI	S	Opponent	Score	RPI	S	Opponent	Score	RPI	S	Opponent	Score	RPI	S	Opponent	Score
18	A	Temple	39 53	47	A	Michigan	56 78	76	A	New Hampshire	47 66	114	A	Albany (NY)	53 64
								76	H	New Hampshire	49 57	114	H	Albany (NY)	52 67
												114	N	Albany (NY)	45 65
												125	A	Maine	43 59
												125	H	Maine	55 52
												133	A	Yale	48 77
												144	H	Milwaukee	44 68
												154	A	Oakland	55 79
												155	H	Brown	50 62
												183	A	Hartford	55 68
												183	H	Hartford	76 70
												210	A	UMBC	66 69
												210	H	UMBC	52 64
												211	A	Binghamton	61 76
												211	H	Binghamton	55 64
												217	H	Dartmouth	59 54
												229	A	Howard	57 64
												244	H	Bryant	57 63
												258	A	Stony Brook	57 43
												258	H	Stony Brook	53 43
												305	A	Central Conn. St.	76 78
												317	H	Holy Cross	63 52
												321	H	NJIT	64 42
												343	A	UMass Lowell	61 46
												343	H	UMass Lowell	60 36
LAST 12 Division I GAMES:															
				114	N	Albany (NY)	45 65	211	A	Binghamton	61 76				
				258	A	Stony Brook	57 43	183	H	Hartford	76 70				
				114	H	Albany (NY)	52 67	125	A	Maine	43 59				
				343	H	UMass Lowell	60 36	258	H	Stony Brook	53 43				
				210	H	UMBC	52 64	114	A	Albany (NY)	53 64				
				76	A	New Hampshire	47 66	343	A	UMass Lowell	61 46				

Non-Div I Games:

Vermont

■ Loss,
 ■ Non-Conf, S Site,
 ■ Home
 ■ Away
 N Neutral

Average RPI Win:	164	WON-LOST	WINNING	LAST 10	STRENGTH OF	OPP. STRENGTH	TEAM	ADJ.	CONF.	ADJ CONF.
Average RPI Loss:	45	RECORD	PCT. RANK	GAMES	SCHEDULE	OF SCHEDULE	RPI	RPI	RPI	RPI
DIV. I ONLY	16- 14	156	5- 5	27	69	66	66	7	7	
DIV. I NON-CONF.	5- 6	186	0- 0	7	31	70	70	7	7	
<hr/>										
TOTALS	RPI 1-25	RPI 26-50	W-L RECORDS	RPI 51-100	RPI 101-150	RPI 150+				
16- 14	0- 7	0- 2	OVERALL	5- 3	1- 2	10- 0				
8- 5	0- 3	0- 1	HOME	2- 1	0- 0	6- 0				
7- 5	0- 3	0- 1	AWAY	2- 1	1- 0	4- 0				
1- 4	0- 1	0- 0	NEUTRAL	1- 1	0- 2	0- 0				
5- 6	0- 3	0- 0	NON-CONFERENCE	2- 1	1- 2	2- 0				
2- 2	0- 1	0- 0	HOME	0- 1	0- 0	2- 0				
2- 1	0- 1	0- 0	AWAY	1- 0	1- 0	0- 0				
1- 3	0- 1	0- 0	NEUTRAL	1- 0	0- 2	0- 0				
11- 8	0- 4	0- 2	CONFERENCE	3- 2	0- 0	8- 0				
6- 3	0- 2	0- 1	HOME	2- 0	0- 0	4- 0				
5- 4	0- 2	0- 1	AWAY	1- 1	0- 0	4- 0				
0- 1	0- 0	0- 0	NEUTRAL	0- 1	0- 0	0- 0				

RPI 1-25				RPI 26-50				RPI 51-100 Team's RPI: 66				RPI 101+			
RPI	S	Opponent	Score	RPI	S	Opponent	Score	RPI	S	Opponent	Score	RPI	S	Opponent	Score
5	N	Mississippi St.	62 108	27	A	Marquette	53 62	52	H	George Washington	69 72	112	A	Saint Joseph's	62 54
8	A	Duke	50 68	27	H	Marquette	71 77	56	A	Penn	60 48	125	N	Troy	85 93
17	A	DePaul	50 77					58	N	Purdue	58 44	145	N	VCU	66 68
17	H	DePaul	50 80					68	A	St. John's (NY)	67 56	171	H	La Salle	52 49
18	H	Temple	48 83					68	H	St. John's (NY)	55 50	195	A	Providence	64 59
23	A	Creighton	46 60					68	N	St. John's (NY)	40 56	195	H	Providence	61 43
23	H	Creighton	44 47					69	A	Georgetown	49 54	197	A	Seton Hall	87 52
								69	H	Georgetown	71 50	197	H	Seton Hall	69 52
												204	A	Xavier	72 47
												204	H	Xavier	76 71
												259	A	Butler	70 69
												259	H	Butler	61 58
												307	H	Lehigh	59 37
<hr/>															
LAST 12 Division I GAMES:															
68	N	St. John's (NY)	40 56	68	A	St. John's (NY)	67 56								
27	A	Marquette	53 62	195	H	Providence	61 43								
17	A	DePaul	50 77	23	H	Creighton	44 47								
259	H	Butler	61 58	69	A	Georgetown	49 54								
204	H	Xavier	76 71	204	A	Xavier	72 47								
197	A	Seton Hall	87 52	259	A	Butler	70 69								

Non-Div I Games:

Villanova

■ Loss,
■ Non-Conf, S Site,
■ Home
■ Away
N Neutral

Average RPI Win: 154		WON-LOST	WINNING	LAST 10	STRENGTH OF	OPP. STRENGTH	TEAM	ADJ.	CONF.	ADJ CONF.
Average RPI Loss: 45		RECORD	PCT. RANK	GAMES	SCHEDULE	OF SCHEDULE	RPI	RPI	RPI	RPI
DIV. I ONLY		19- 12	109	5- 5	59	22	51	51	3	3
DIV. I NON-CONF.		11- 2	23	0- 0	270	75	77	77	4	4
TOTALS	RPI 1-25		RPI 26-50		W-L RECORDS		RPI 51-100		RPI 101-150	RPI 150+
19- 12	1- 6		1- 2		OVERALL		5- 2		3- 1	9- 1
12- 3	1- 2		1- 1		HOME		3- 0		1- 0	6- 0
5- 7	0- 3		0- 1		AWAY		1- 1		2- 1	2- 1
2- 2	0- 1		0- 0		NEUTRAL		1- 1		0- 0	1- 0
11- 2	0- 0		1- 0		NON-CONFERENCE		2- 2		0- 0	8- 0
7- 0	0- 0		1- 0		HOME		1- 0		0- 0	5- 0
3- 1	0- 0		0- 0		AWAY		1- 1		0- 0	2- 0
1- 1	0- 0		0- 0		NEUTRAL		0- 1		0- 0	1- 0
8- 10	1- 6		0- 2		CONFERENCE		3- 0		3- 1	1- 1
5- 3	1- 2		0- 1		HOME		2- 0		1- 0	1- 0
2- 6	0- 3		0- 1		AWAY		0- 0		2- 1	0- 1
1- 1	0- 1		0- 0		NEUTRAL		1- 0		0- 0	0- 0

RPI 1-25				RPI 26-50				RPI 51-100				RPI 101+			
RPI	S	Opponent	Score	RPI	S	Opponent	Score	RPI	S	Opponent	Score	RPI	S	Opponent	Score
2	A	Notre Dame	74 82	31	A	Syracuse	49 54	61	H	Georgia Tech	65 64	104	A	Virginia Tech	63 55
2	N	Notre Dame	59 76	32	H	Dayton	66 56	67	A	Northwestern	60 69	104	H	Virginia Tech	76 27
8	H	Duke	51 70	38	H	North Carolina St.	48 59	68	N	St. John's (NY)	55 66	113	A	Clemson	69 37
11	A	Louisville	55 66					80	H	Middle Tenn.	63 51	119	A	North Carolina	58 67
11	H	Louisville	81 86					86	A	Georgia	66 43	162	A	Pittsburgh	54 62
12	H	Florida St.	60 51					87	H	Wake Forest	60 57	175	H	Boston College	62 55
15	A	Miami (FL)	52 63					87	N	Wake Forest	61 44	196	N	Nebraska	73 51
Team's RPI: 51															
LAST 12 Division I GAMES:															
2 N Notre Dame 59 76				87 H Wake Forest 60 57											
87 N Wake Forest 61 44				15 A Miami (FL) 52 63											
38 H North Carolina St. 48 59				8 H Duke 51 70											
11 A Louisville 55 66				61 H Georgia Tech 65 64											
104 A Virginia Tech 63 55				2 A Notre Dame 74 82											
12 H Florida St. 60 51				104 H Virginia Tech 76 27											

Non-Div I Games:

Virginia

Loss, Non-Conf, S Site, H Home A Away N Neutral

Virginia Tech

Through Games Of March 9, 2017

Average RPI Win:	173	WON-LOST	WINNING	LAST 10	STRENGTH OF	OPP. STRENGTH	TEAM	ADJ.	CONF.	ADJ CONF.
Average RPI Loss:	44	RECORD	PCT. RANK	GAMES	SCHEDULE	OF SCHEDULE	RPI	RPI	RPI	RPI
DIV. I ONLY	17- 13	128	1- 9	70	48	104	104	3	3	
DIV. I NON-CONF.	13- 0	1	0- 0	258	191	42	42	4	4	
TOTALS	RPI 1-25	RPI 26-50	W-L RECORDS	RPI 51-100	RPI 101-150	RPI 150+				
17- 13	1- 6	1- 2	OVERALL	3- 3	3- 1	9- 1				
12- 6	1- 4	0- 1	HOME	2- 1	2- 0	7- 0				
5- 6	0- 0	1- 0	AWAY	1- 0	1- 0	2- 0				
0- 1	0- 0	0- 0	NEUTRAL	0- 0	0- 1	0- 0				
13- 0	1- 0	1- 0	NON-CONFERENCE	2- 0	1- 0	8- 0				
10- 0	1- 0	0- 0	HOME	1- 0	1- 0	7- 0				
3- 0	0- 0	1- 0	AWAY	1- 0	0- 0	1- 0				
0- 0	0- 0	0- 0	NEUTRAL	0- 0	0- 0	0- 0				
4- 13	0- 6	0- 2	CONFERENCE	1- 3	2- 1	1- 1				
2- 6	0- 4	0- 1	HOME	1- 1	1- 0	0- 0				
2- 6	0- 2	0- 1	AWAY	0- 2	1- 0	1- 1				
0- 1	0- 0	0- 0	NEUTRAL	0- 0	0- 1	0- 0				

RPI 1-25			RPI 26-50			RPI 51-100			RPI 101+			Team's RPI: 104
RPI	S	Opponent	Score	RPI	S	Opponent	Score	RPI	S	Opponent	Score	Score
2	H	Notre Dame	59 76	31	H	Syracuse	72 82	51	A	Virginia	27 76	113 A Clemson 78 69
8	A	Duke	59 84	38	A	North Carolina St.	71 85	51	H	Virginia	55 63	113 N Clemson 66 67
11	H	Louisville	70 88	46	A	Auburn	92 87	61	A	Georgia Tech	81 87	119 H North Carolina 76 68
12	H	Florida St.	54 82					69	H	Georgetown	73 63	124 H Radford 71 52
15	A	Miami (FL)	75 82					87	H	Wake Forest	72 70	162 A Pittsburgh 64 72
15	H	Miami (FL)	69 79					94	A	UCF	67 64	175 A Boston College 82 79
20	H	Tennessee	67 63									196 H Nebraska 76 67
												215 A Col. of Charleston 71 61
												226 H Presbyterian 67 36
												239 H UNC Asheville 71 52
												255 H Bowling Green 98 51
												305 H Central Conn. St. 81 47
												314 H Gardner-Webb 76 42
												347 H Delaware St. 88 48
LAST 12 Division I GAMES:												
113	N	Clemson	66 67	11	H	Louisville	70 88					
175	A	Boston College	82 79	61	A	Georgia Tech	81 87					
15	H	Miami (FL)	69 79	2	H	Notre Dame	59 76					
51	H	Virginia	55 63	31	H	Syracuse	72 82					
162	A	Pittsburgh	64 72	51	A	Virginia	27 76					
38	A	North Carolina St.	71 85	12	H	Florida St.	54 82					

Non-Div I Games:

Virginia Tech

■ Loss,
 ■ Non-Conf, S Site,
 ■ Home
 ■ Away
 N Neutral

W
a
g
n
e
rW
a
g
n
e
r

Wagner

Page 361

Wake Forest

Through Games Of March 9, 2017

Average RPI Win:	159	WON-LOST	WINNING	LAST 10	STRENGTH OF	OPP. STRENGTH	TEAM	ADJ.	CONF.	ADJ CONF.
Average RPI Loss:	49	RECORD	PCT. RANK	GAMES	SCHEDULE	OF SCHEDULE	RPI	RPI	RPI	RPI
DIV. I ONLY	15- 15	170	2- 8	38	39	87	87	3	3	
DIV. I NON-CONF.	9- 4	85	0- 0	172	101	91	91	4	4	
TOTALS	RPI 1-25	RPI 26-50	W-L RECORDS	RPI 51-100	RPI 101-150	RPI 150+				
15- 15	0- 6	2- 4	OVERALL	1- 2	4- 2	8- 1				
11- 5	0- 3	0- 1	HOME	1- 0	3- 1	7- 0				
4- 9	0- 3	2- 3	AWAY	0- 1	1- 1	1- 1				
0- 1	0- 0	0- 0	NEUTRAL	0- 1	0- 0	0- 0				
9- 4	0- 0	1- 2	NON-CONFERENCE	0- 0	2- 1	6- 1				
7- 1	0- 0	0- 0	HOME	0- 0	2- 1	5- 0				
2- 3	0- 0	1- 2	AWAY	0- 0	0- 0	1- 1				
0- 0	0- 0	0- 0	NEUTRAL	0- 0	0- 0	0- 0				
6- 11	0- 6	1- 2	CONFERENCE	1- 2	2- 1	2- 0				
4- 4	0- 3	0- 1	HOME	1- 0	1- 0	2- 0				
2- 6	0- 3	1- 1	AWAY	0- 1	1- 1	0- 0				
0- 1	0- 0	0- 0	NEUTRAL	0- 1	0- 0	0- 0				

RPI 1-25				RPI 26-50				RPI 51-100				RPI 101+			
RPI	S	Opponent	Score	RPI	S	Opponent	Score	RPI	S	Opponent	Score	RPI	S	Opponent	Score
2	A	Notre Dame	72 92	29	A	Elon	78 68	51	A	Virginia	57 60	104	A	Virginia Tech	70 72
8	A	Duke	43 71	31	A	Syracuse	64 85	51	N	Virginia	44 61	113	H	Clemson	68 56
8	H	Duke	53 79	36	A	LSU	57 60	61	H	Georgia Tech	70 65	119	A	North Carolina	80 77
11	H	Louisville	46 75	38	A	North Carolina St.	89 77					124	H	Radford	60 68
12	A	Florida St.	60 102	38	H	North Carolina St.	50 65					135	H	Navy	75 65
15	H	Miami (FL)	56 79	42	A	James Madison	76 83					145	H	VCU	60 54
												162	H	Pittsburgh	57 48
												175	H	Boston College	71 55
												197	A	Seton Hall	63 70
												204	H	Xavier	58 45
												208	A	Illinois	79 70
												228	H	Rutgers	55 43
												230	H	Samford	51 40
												257	H	Furman	59 52
												284	H	Eastern Mich.	89 61
LAST 12 Division I GAMES:															
				51	N	Virginia	44 61	12	A	Florida St.	60 102				
				11	H	Louisville	46 75	162	H	Pittsburgh	57 48				
				31	A	Syracuse	64 85	15	H	Miami (FL)	56 79				
				38	A	North Carolina St.	89 77	8	A	Duke	43 71				
				8	H	Duke	53 79	175	H	Boston College	71 55				
				51	A	Virginia	57 60	61	H	Georgia Tech	70 65				

Non-Div I Games:

Wake Forest

■ Loss,
 ■ Non-Conf, S Site,
 ■ Home
 ■ Away
 N Neutral

Washington

Through Games Of March 9, 2017

Average RPI Win:	112	WON-LOST	WINNING	LAST 10	STRENGTH OF	OPP. STRENGTH	TEAM	ADJ.	CONF.	ADJ CONF.
Average RPI Loss:	11	RECORD	PCT. RANK	GAMES	SCHEDULE	OF SCHEDULE	RPI	RPI	RPI	RPI
DIV. I ONLY	27- 5	10	7- 3	29	24	9	9	1	1	
DIV. I NON-CONF.	12- 1	7	0- 1	38	122	6	6	1	1	
TOTALS	RPI 1-25	RPI 26-50	W-L RECORDS	RPI 51-100	RPI 101-150	RPI 150+				
27- 5	2- 4	4- 1	OVERALL	7- 0	9- 0	5- 0				
16- 1	2- 1	2- 0	HOME	4- 0	6- 0	2- 0				
11- 3	0- 3	2- 0	AWAY	3- 0	3- 0	3- 0				
0- 1	0- 0	0- 1	NEUTRAL	0- 0	0- 0	0- 0				
12- 1	1- 1	1- 0	NON-CONFERENCE	2- 0	3- 0	5- 0				
8- 0	1- 0	1- 0	HOME	1- 0	3- 0	2- 0				
4- 1	0- 1	0- 0	AWAY	1- 0	0- 0	3- 0				
0- 0	0- 0	0- 0	NEUTRAL	0- 0	0- 0	0- 0				
15- 4	1- 3	3- 1	CONFERENCE	5- 0	6- 0	0- 0				
8- 1	1- 1	1- 0	HOME	3- 0	3- 0	0- 0				
7- 2	0- 2	2- 0	AWAY	2- 0	3- 0	0- 0				
0- 1	0- 0	0- 1	NEUTRAL	0- 0	0- 0	0- 0				

RPI 1-25				Team's RPI: 9		RPI 26-50				RPI 51-100				RPI 101+					
RPI	S	Opponent	Score		RPI	S	Opponent	Score		RPI	S	Opponent	Score		RPI	S	Opponent	Score	
2	A	Notre Dame	60	71	34	A	Arizona St.	65	54	53	H	Colorado St.	101	68	102	A	Washington St.	87	44
4	A	Oregon St.	70	73	34	H	Arizona St.	70	57	54	H	California	90	67	102	H	Washington St.	94	63
6	H	Stanford	68	72	35	A	Oregon	99	77	79	A	Utah	82	53	108	A	Colorado	79	75
10	A	UCLA	79	90	35	N	Oregon	69	70	79	H	Utah	84	77	108	H	Colorado	79	46
10	H	UCLA	82	70	48	H	Boise St.	92	66	88	A	BYU	82	70	132	A	Arizona	90	73
24	H	Missouri	79	66						89	A	Southern California	87	74	132	H	Arizona	91	55
										89	H	Southern California	77	67	134	H	Eastern Wash.	100	52
															146	H	Fresno St.	85	54
															150	H	Idaho	105	53
															151	H	CSUN	101	44
															218	A	Seattle U	94	64
															245	A	Grand Canyon	101	66
															275	A	Portland	83	53
															296	H	Savannah St.	87	36
LAST 12 Division I GAMES:																			
35	N	Oregon	69	70	34	H	Arizona St.	70	57										
2	A	Notre Dame	60	71	132	H	Arizona	91	55										
79	H	Utah	84	77	108	A	Colorado	79	75										
108	H	Colorado	79	46	79	A	Utah	82	53										
89	A	Southern California	87	74	6	H	Stanford	68	72										
10	A	UCLA	79	90	54	H	California	90	67										

Non-Div I Games:

Washington

■ Loss,
■ Non-Conf, S Site,
■ Home
■ Away
N Neutral

Average RPI Win:	113	WON-LOST	WINNING	LAST 10	STRENGTH OF	OPP. STRENGTH	TEAM	ADJ.	CONF.	ADJ CONF.
Average RPI Loss:	51	RECORD	PCT. RANK	GAMES	SCHEDULE	OF SCHEDULE	RPI	RPI	RPI	RPI
DIV. I ONLY	12- 19	236	3- 7	10	13	102	102	1	1	
DIV. I NON-CONF.	5- 6	186	0- 0	18	74	104	104	1	1	
TOTALS	RPI 1-25	RPI 26-50	W-L RECORDS	RPI 51-100	RPI 101-150	RPI 150+				
12- 19	1- 8	1- 3	OVERALL	3- 5	4- 3	3- 0				
8- 7	1- 2	0- 2	HOME	2- 2	3- 1	2- 0				
2- 10	0- 4	1- 1	AWAY	1- 3	0- 2	0- 0				
2- 2	0- 2	0- 0	NEUTRAL	0- 0	1- 0	1- 0				
5- 6	0- 2	0- 1	NON-CONFERENCE	0- 3	2- 0	3- 0				
4- 2	0- 0	0- 1	HOME	0- 1	2- 0	2- 0				
0- 3	0- 1	0- 0	AWAY	0- 2	0- 0	0- 0				
1- 1	0- 1	0- 0	NEUTRAL	0- 0	0- 0	1- 0				
7- 13	1- 6	1- 2	CONFERENCE	3- 2	2- 3	0- 0				
4- 5	1- 2	0- 1	HOME	2- 1	1- 1	0- 0				
2- 7	0- 3	1- 1	AWAY	1- 1	0- 2	0- 0				
1- 1	0- 1	0- 0	NEUTRAL	0- 0	1- 0	0- 0				

RPI 1-25				RPI 26-50				RPI 51-100				RPI 101+ Team's RPI: 102			
RPI	S	Opponent	Score	RPI	S	Opponent	Score	RPI	S	Opponent	Score	RPI	S	Opponent	Score
4	A	Oregon St.	58 80	34	A	Arizona St.	49 68	54	H	California	84 79	108	A	Colorado	58 70
6	H	Stanford	54 76	34	H	Arizona St.	58 61	64	A	Gonzaga	61 79	108	H	Colorado	67 56
6	N	Stanford	36 66	35	A	Oregon	75 59	79	A	Utah	61 55	108	N	Colorado	79 78
9	A	Washington	63 94	48	H	Boise St.	73 77	79	H	Utah	57 74	109	H	St. Mary's (CA)	85 69
9	H	Washington	44 87					82	H	Oklahoma St.	72 79	132	A	Arizona	55 56
10	A	UCLA	48 67					89	A	Southern California	64 80	132	H	Arizona	62 70
10	H	UCLA	82 73					89	H	Southern California	74 57	139	H	San Francisco	73 35
14	A	Kentucky	67 69					93	A	Saint Louis	70 73	196	N	Nebraska	79 65
16	N	Maryland	69 79									201	H	Loyola Marymount	92 45
												224	H	San Diego	83 73
LAST 12 Division I GAMES:															
		6 N Stanford	36 66			132 H Arizona	62 70								
		108 N Colorado	79 78			34 H Arizona St.	58 61								
		108 H Colorado	67 56			79 A Utah	61 55								
		79 H Utah	57 74			108 A Colorado	58 70								
		10 A UCLA	48 67			54 H California	84 79								
		89 A Southern California	64 80			6 H Stanford	54 76								

Non-Div I Games:

Washington St.

■ Loss,
 ■ Non-Conf,
 ■ S Site,
 ■ H Home
 ■ A Away
 N Neutral

Average RPI Win:	280	WON-LOST	WINNING	LAST 10	STRENGTH OF	OPP. STRENGTH	TEAM	ADJ.	CONF.	ADJ CONF.
Average RPI Loss:	131	RECORD	PCT. RANK	GAMES	SCHEDULE	OF SCHEDULE	RPI	RPI	RPI	RPI
DIV. I ONLY	11- 18	244	3- 7	203	233	235	235	20	20	
DIV. I NON-CONF.	4- 5	198	0- 0	299	199	232	232	18	18	
TOTALS	RPI 1-25	RPI 26-50	W-L RECORDS	RPI 51-100	RPI 101-150	RPI 150+				
11- 18	0- 0	0- 0	OVERALL	0- 6	0- 9	11- 3				
5- 7	0- 0	0- 0	HOME	0- 1	0- 5	5- 1				
5- 9	0- 0	0- 0	AWAY	0- 3	0- 4	5- 2				
1- 2	0- 0	0- 0	NEUTRAL	0- 2	0- 0	1- 0				
4- 5	0- 0	0- 0	NON-CONFERENCE	0- 3	0- 1	4- 1				
1- 2	0- 0	0- 0	HOME	0- 0	0- 1	1- 1				
3- 2	0- 0	0- 0	AWAY	0- 2	0- 0	3- 0				
0- 1	0- 0	0- 0	NEUTRAL	0- 1	0- 0	0- 0				
7- 13	0- 0	0- 0	CONFERENCE	0- 3	0- 8	7- 2				
4- 5	0- 0	0- 0	HOME	0- 1	0- 4	4- 0				
2- 7	0- 0	0- 0	AWAY	0- 1	0- 4	2- 2				
1- 1	0- 0	0- 0	NEUTRAL	0- 1	0- 0	1- 0				

RPI 1-25				RPI 26-50				RPI 51-100				RPI 101+				Team's RPI: 235	
RPI	S	Opponent	Score	RPI	S	Opponent	Score	RPI	S	Opponent	Score	RPI	S	Opponent	Score		
								74	A	Montana St.	53 72	129	A	Northern Colo.	62 86		
								74	H	Montana St.	68 83	129	H	Northern Colo.	79 88		
								74	N	Montana St.	53 65	130	A	North Dakota	67 83		
								79	A	Utah	52 71	130	H	North Dakota	65 70		
								88	A	BYU	64 73	134	A	Eastern Wash.	85 99		
								100	N	Stetson	68 70	134	H	Eastern Wash.	42 70		
												146	H	Fresno St.	57 60		
												150	A	Idaho	77 95		
												150	H	Idaho	77 82		
												151	H	CSUN	78 89		
												157	A	Idaho St.	52 57		
												157	H	Idaho St.	50 43		
												207	H	Portland St.	85 75		
												275	H	Portland	76 37		
												287	H	Sacramento St.	66 60		
												287	N	Sacramento St.	98 97		
												289	A	Southern Utah	73 68		
												292	A	Northern Ariz.	75 64		
												308	A	FIU	64 61		
												322	A	Air Force	76 61		
												323	A	Montana	46 71		
												323	H	Montana	74 58		
												332	A	Utah Valley	64 61		
LAST 12 Division I GAMES:																	
				74	N	Montana St.	53 65	130	A	North Dakota	67 83						
				287	N	Sacramento St.	98 97	129	A	Northern Colo.	62 86						
				74	A	Montana St.	53 72	207	H	Portland St.	85 75						
				323	A	Montana	46 71	287	H	Sacramento St.	66 60						
				150	H	Idaho	77 82	292	A	Northern Ariz.	75 64						
				134	H	Eastern Wash.	42 70	289	A	Southern Utah	73 68						

Non-Div I Games: Cal St. San B'dino 75 69 Westminster (UT) 81 68

Weber St.

Loss, Non-Conf, S Site, H Home A Away N Neutral

West Virginia

Through Games Of March 9, 2017

Average RPI Win:	161	WON-LOST	WINNING	LAST 10	STRENGTH OF	OPP. STRENGTH	TEAM	ADJ.	CONF.	ADJ CONF.
Average RPI Loss:	39	RECORD	PCT. RANK	GAMES	SCHEDULE	OF SCHEDULE	RPI	RPI	RPI	RPI
DIV. I ONLY	23- 10	72	7- 3	58	51	39	39	4	4	
DIV. I NON-CONF.	12- 0	1	0- 0	269	318	52	52	3	3	
TOTALS	RPI 1-25	RPI 26-50	W-L RECORDS	RPI 51-100	RPI 101-150	RPI 150+				
23- 10	5- 6	1- 0	OVERALL	1- 3	2- 1	14- 0				
15- 3	2- 2	0- 0	HOME	1- 1	2- 0	10- 0				
2- 7	0- 4	0- 0	AWAY	0- 2	0- 1	2- 0				
6- 0	3- 0	1- 0	NEUTRAL	0- 0	0- 0	2- 0				
12- 0	0- 0	1- 0	NON-CONFERENCE	0- 0	1- 0	10- 0				
9- 0	0- 0	0- 0	HOME	0- 0	1- 0	8- 0				
0- 0	0- 0	0- 0	AWAY	0- 0	0- 0	0- 0				
3- 0	0- 0	1- 0	NEUTRAL	0- 0	0- 0	2- 0				
11- 10	5- 6	0- 0	CONFERENCE	1- 3	1- 1	4- 0				
6- 3	2- 2	0- 0	HOME	1- 1	1- 0	2- 0				
2- 7	0- 4	0- 0	AWAY	0- 2	0- 1	2- 0				
3- 0	3- 0	0- 0	NEUTRAL	0- 0	0- 0	0- 0				

RPI 1-25				RPI 26-50				Team's RPI: 39				RPI 51-100				RPI 101+			
RPI	S	Opponent	Score	RPI	S	Opponent	Score	RPI	S	Opponent	Score	RPI	S	Opponent	Score	RPI	S	Opponent	Score
7	A	Baylor	73 79	46	N	Auburn	56 52	60	A	Iowa St.	53 68	103	A	Texas Tech	66 75				
7	H	Baylor	56 91					60	H	Iowa St.	55 80	103	H	Texas Tech	89 79				
7	N	Baylor	77 66					82	A	Oklahoma St.	63 67	116	H	Ole Miss	66 61				
13	A	Texas	54 69					82	H	Oklahoma St.	79 53	166	A	TCU	83 61				
13	H	Texas	63 73									166	H	TCU	77 73				
13	N	Texas	62 59									172	N	East Carolina	79 47				
19	A	Oklahoma	87 90									177	H	Morehead St.	94 53				
19	H	Oklahoma	83 73									188	A	Kansas	62 51				
19	N	Oklahoma	82 58									188	H	Kansas	73 54				
22	A	Kansas St.	71 86									222	H	High Point	82 59				
22	H	Kansas St.	66 59									229	H	Howard	95 49				
												254	H	Charleston So.	88 38				
												278	N	N.C. A&T	80 64				
												288	H	Mt. St. Mary's	77 45				
												291	H	Coppin St.	69 39				
												315	H	USC Upstate	91 33				
												342	H	Longwood	107 40				
LAST 12 Division I GAMES:																			
		7 N Baylor	77 66			60 A Iowa St.	53 68												
		13 N Texas	62 59			22 H Kansas St.	66 59												
		19 N Oklahoma	82 58			82 H Oklahoma St.	79 53												
		188 H Kansas	73 54			19 A Oklahoma	87 90												
		82 A Oklahoma St.	63 67			60 H Iowa St.	55 80												
		166 H TCU	77 73			13 A Texas	54 69												

Non-Div I Games:

West Virginia

■ Loss,
■ Non-Conf,
■ S Site,
■ H Home
■ A Away
N Neutral

Average RPI Win:	252	WON-LOST	WINNING	LAST 10	STRENGTH OF	OPP. STRENGTH	TEAM	ADJ.	CONF.	ADJ CONF.
Average RPI Loss:	159	RECORD	PCT. RANK	GAMES	SCHEDULE	OF SCHEDULE	RPI	RPI	RPI	RPI
DIV. I ONLY	7- 22	309	3- 7	126	250	277	277	17	17	
DIV. I NON-CONF.	4- 10	259	0- 0	141	305	242	242	20	20	
TOTALS	RPI 1-25	RPI 26-50	W-L RECORDS	RPI 51-100	RPI 101-150	RPI 150+				
7- 22	0- 1	0- 0	OVERALL	0- 6	0- 4	7- 11				
5- 7	0- 0	0- 0	HOME	0- 2	0- 0	5- 5				
2- 12	0- 1	0- 0	AWAY	0- 3	0- 2	2- 6				
0- 3	0- 0	0- 0	NEUTRAL	0- 1	0- 2	0- 0				
4- 10	0- 1	0- 0	NON-CONFERENCE	0- 1	0- 4	4- 4				
2- 3	0- 0	0- 0	HOME	0- 0	0- 0	2- 3				
2- 5	0- 1	0- 0	AWAY	0- 1	0- 2	2- 1				
0- 2	0- 0	0- 0	NEUTRAL	0- 0	0- 2	0- 0				
3- 12	0- 0	0- 0	CONFERENCE	0- 5	0- 0	3- 7				
3- 4	0- 0	0- 0	HOME	0- 2	0- 0	3- 2				
0- 7	0- 0	0- 0	AWAY	0- 2	0- 0	0- 5				
0- 1	0- 0	0- 0	NEUTRAL	0- 1	0- 0	0- 0				

RPI 1-25				RPI 26-50				RPI 51-100				RPI 101+ Team's RPI: 277			
RPI	S	Opponent	Score	RPI	S	Opponent	Score	RPI	S	Opponent	Score	RPI	S	Opponent	Score
12	A	Florida St.	41 90					65	A	Chattanooga	46 67	113	A	Clemson	63 78
								65	H	Chattanooga	48 60	123	N	Duquesne	50 65
								65	N	Chattanooga	41 85	124	A	Radford	39 67
								86	A	Georgia	43 78	139	N	San Francisco	52 73
								92	A	Mercer	53 84	186	H	Campbell	48 50
								92	H	Mercer	57 59	199	A	UNCG	45 62
												199	H	UNCG	77 73
												203	A	ETSU	57 76
												203	H	ETSU	55 72
												221	H	UT Martin	72 84
												222	H	High Point	73 64
												230	A	Samford	50 51
												230	H	Samford	42 49
												238	A	Wofford	59 68
												238	H	Wofford	69 66
												239	A	UNC Asheville	53 62
												254	H	Charleston So.	58 53
												257	A	Furman	44 73
												257	H	Furman	75 72
												270	A	Eastern Ky.	72 61
												314	H	Gardner-Webb	60 68
												325	A	Florida A&M	62 61
LAST 12 Division I GAMES:															
				65	N	Chattanooga	41 85	238	H	Wofford	69 66				
				199	H	UNCG	77 73	257	H	Furman	75 72				
				65	H	Chattanooga	48 60	199	A	UNCG	45 62				
				203	H	ETSU	55 72	203	A	ETSU	57 76				
				230	A	Samford	50 51	65	A	Chattanooga	46 67				
				92	A	Mercer	53 84	92	H	Mercer	57 59				

Non-Div I Games: North Greenville 95 48

Western Caro.

■ Loss,
 ■ Non-Conf,
 ■ S Site,
 ■ Home
 ■ A Away
 N Neutral

Average RPI Win:	218	WON-LOST	WINNING	LAST 10	STRENGTH OF	OPP. STRENGTH	TEAM	ADJ.	CONF.	ADJ CONF.
Average RPI Loss:	59	RECORD	PCT. RANK	GAMES	SCHEDULE	OF SCHEDULE	RPI	RPI	RPI	RPI
DIV. I ONLY	24- 6	23	10- 0	231	138	59	59	11	11	
DIV. I NON-CONF.	8- 3	67	0- 0	267	203	89	89	10	10	
TOTALS	RPI 1-25	RPI 26-50	W-L RECORDS	RPI 51-100	RPI 101-150	RPI 150+				
24- 6	0- 1	1- 2	OVERALL	4- 2	3- 1	16- 0				
11- 1	0- 0	1- 0	HOME	2- 1	1- 0	7- 0				
10- 5	0- 0	0- 0	AWAY	1- 0	1- 0	8- 0				
3- 0	0- 0	0- 0	NEUTRAL	1- 0	1- 0	1- 0				
8- 3	0- 1	0- 1	NON-CONFERENCE	1- 0	0- 1	7- 0				
4- 0	0- 0	0- 0	HOME	1- 0	0- 0	3- 0				
4- 3	0- 1	0- 1	AWAY	0- 0	0- 1	4- 0				
0- 0	0- 0	0- 0	NEUTRAL	0- 0	0- 0	0- 0				
16- 3	0- 0	1- 1	CONFERENCE	3- 2	3- 0	9- 0				
7- 1	0- 0	1- 0	HOME	1- 1	1- 0	4- 0				
6- 2	0- 0	0- 1	AWAY	1- 1	1- 0	4- 0				
3- 0	0- 0	0- 0	NEUTRAL	1- 0	1- 0	1- 0				

RPI S	Opponent	Score	RPI S	Opponent	Score	RPI S	Opponent	Score	RPI S	Opponent	Score
24	A Missouri	68 71	27	A Marquette	61 77	62	A IUPUI	52 66	144	A Milwaukee	68 76
			37	A South Dakota St.	58 73	62	H IUPUI	72 76	149	A Omaha	78 74
			37	H South Dakota St.	83 77	62	N IUPUI	77 69	149	H Omaha	80 63
						78	A South Dakota	86 78	149	N Omaha	84 82
						78	H South Dakota	81 75	161	A Oral Roberts	76 62
						81	H Northern Ill.	83 79	161	H Oral Roberts	76 72
									202	A SIUE	76 74
									232	H Bradley	91 77
									266	A Southeast Mo. St.	100 87
									297	A UMKC	78 65
									300	H Eastern Ill.	83 62
									304	A North Dakota St.	87 60
									304	H North Dakota St.	110 81
									310	H Illinois St.	80 50
									311	A Denver	80 68
									311	H Denver	87 62
									311	N Denver	82 39
									316	A Fort Wayne	75 53
									316	H Fort Wayne	77 51
									344	A Chicago St.	54 50
LAST 12 Division I GAMES:											
			62	N IUPUI	77 69	311	A Denver	80 68			
			149	N Omaha	84 82	304	A North Dakota St.	87 60			
			311	N Denver	82 39	149	H Omaha	80 63			
			78	H South Dakota	81 75	161	A Oral Roberts	76 62			
			316	H Fort Wayne	77 51	78	A South Dakota	86 78			
			37	H South Dakota St.	83 77	62	H IUPUI	72 76			

Non-Div I Games: Graceland (IA) 118 40 Monmouth (IL) 113 29

Western Ill.

Average RPI Win:	192	WON-LOST	WINNING	LAST 10	STRENGTH OF	OPP. STRENGTH	TEAM	ADJ.	CONF.	ADJ CONF.
Average RPI Loss:	78	RECORD	PCT. RANK	GAMES	SCHEDULE	OF SCHEDULE	RPI	RPI	RPI	RPI
DIV. I ONLY	25- 6	21	10- 0	121	126	40	40	14	14	
DIV. I NON-CONF.	8- 4	97	1- 0	128	106	93	93	16	16	
TOTALS	RPI 1-25	RPI 26-50	W-L RECORDS	RPI 51-100	RPI 101-150	RPI 150+				
25- 6	0- 2	1- 0	OVERALL	3- 2	6- 1	15- 1				
14- 1	0- 0	1- 0	HOME	1- 1	5- 0	7- 0				
9- 3	0- 1	0- 0	AWAY	1- 0	1- 1	7- 1				
2- 2	0- 1	0- 0	NEUTRAL	1- 1	0- 0	1- 0				
8- 4	0- 2	1- 0	NON-CONFERENCE	1- 2	1- 0	5- 0				
5- 1	0- 0	1- 0	HOME	0- 1	1- 0	3- 0				
2- 1	0- 1	0- 0	AWAY	0- 0	0- 0	2- 0				
1- 2	0- 1	0- 0	NEUTRAL	1- 1	0- 0	0- 0				
17- 2	0- 0	0- 0	CONFERENCE	2- 0	5- 1	10- 1				
9- 0	0- 0	0- 0	HOME	1- 0	4- 0	4- 0				
7- 2	0- 0	0- 0	AWAY	1- 0	1- 1	5- 1				
1- 0	0- 0	0- 0	NEUTRAL	0- 0	0- 0	1- 0				

RPI 1-25				RPI 26-50				Team's RPI: 40				RPI 51-100				RPI 101+			
RPI	S	Opponent	Score	RPI	S	Opponent	Score	RPI	S	Opponent	Score	RPI	S	Opponent	Score	RPI	S	Opponent	Score
11	A	Louisville	61 68	49	H	Indiana	85 74	52	N	George Washington	49 68	110	H	Southern Miss.	79 53				
17	N	DePaul	69 77					80	A	Middle Tenn.	82 75	117	A	Charlotte	85 89				
								80	H	Middle Tenn.	66 51	117	H	Charlotte	75 74				
								84	H	UT Arlington	68 71	118	H	Ball St.	68 61				
								96	N	Kent St.	79 73	136	A	Old Dominion	67 62				
												136	H	Old Dominion	79 73				
												138	H	Louisiana Tech	67 58				
												159	A	Rice	80 75				
												182	A	North Texas	75 55				
												182	N	North Texas	78 51				
												184	A	UTSA	77 80				
												189	A	UAB	62 52				
												189	H	UAB	60 48				
												215	H	Col. of Charleston	89 76				
												249	A	Marshall	78 64				
												249	H	Marshall	73 57				
												262	A	Austin Peay	85 65				
												270	A	Eastern Ky.	90 63				
												299	H	Lipscomb	87 35				
												302	A	UTEP	71 54				
												308	H	FIU	90 38				
												338	H	Fla. Atlantic	76 55				
												349	H	Alabama A&M	96 32				
LAST 12 Division I GAMES:																			
182	N	North Texas	78 51	189	A	UAB	62 52												
96	N	Kent St.	79 73	80	A	Middle Tenn.	82 75												
159	A	Rice	80 75	249	A	Marshall	78 64												
182	A	North Texas	75 55	110	H	Southern Miss.	79 53												
136	H	Old Dominion	79 73	138	H	Louisiana Tech	67 58												
117	H	Charlotte	75 74	184	A	UTSA	77 80												

Non-Div I Games:

Western Ky.

■ Loss,
 ■ Non-Conf, S Site,
 ■ Home
 ■ Away
 N Neutral

Average RPI Win:	246	WON-LOST	WINNING	LAST 10	STRENGTH OF	OPP. STRENGTH	TEAM	ADJ.	CONF.	ADJ CONF.
Average RPI Loss:	72	RECORD	PCT. RANK	GAMES	SCHEDULE	OF SCHEDULE	RPI	RPI	RPI	RPI
DIV. I ONLY	19- 12	109	5- 5	282	99	160	160	10	10	
DIV. I NON-CONF.	9- 2	37	0- 0	346	154	180	180	11	11	
TOTALS	RPI 1-25	RPI 26-50	W-L RECORDS	RPI 51-100	RPI 101-150	RPI 150+				
19- 12	0- 0	1- 4	OVERALL	1- 6	1- 2	16- 0				
9- 6	0- 0	0- 2	HOME	1- 3	0- 1	8- 0				
8- 6	0- 0	0- 0	AWAY	0- 1	1- 0	7- 0				
2- 0	0- 0	1- 0	NEUTRAL	0- 0	0- 0	1- 0				
9- 2	0- 0	0- 2	NON-CONFERENCE	0- 0	1- 0	8- 0				
4- 1	0- 0	0- 1	HOME	0- 0	0- 0	4- 0				
4- 1	0- 0	0- 1	AWAY	0- 0	1- 0	3- 0				
1- 0	0- 0	0- 0	NEUTRAL	0- 0	0- 0	1- 0				
10- 10	0- 0	1- 2	CONFERENCE	1- 6	0- 2	8- 0				
5- 5	0- 0	0- 1	HOME	1- 3	0- 1	4- 0				
4- 5	0- 0	0- 1	AWAY	0- 3	0- 1	4- 0				
1- 0	0- 0	1- 0	NEUTRAL	0- 0	0- 0	0- 0				

RPI 1-25			RPI 26-50			RPI 51-100			RPI 101+			Team's RPI: 160			
RPI	S	Opponent	Score	RPI	S	Opponent	Score	RPI	S	Opponent	Score	RPI	S	Opponent	Score
				41	H	Michigan St.	64 68	55	A	Toledo	67 75	118	A	Ball St.	56 61
				44	A	Central Mich.	83 94	55	H	Toledo	66 72	118	H	Ball St.	72 83
				44	H	Central Mich.	73 94	70	A	Ohio	67 80	140	A	Detroit Mercy	75 65
				44	N	Central Mich.	67 63	81	A	Northern Ill.	62 67	232	H	Bradley	83 64
				47	A	Michigan	40 66	81	H	Northern Ill.	90 77	234	A	Akron	73 57
								91	H	Buffalo	47 62	234	H	Akron	73 60
								96	H	Kent St.	67 71	246	A	Miami (OH)	85 60
												246	H	Miami (OH)	73 66
												255	A	Bowling Green	74 53
												255	H	Bowling Green	75 58
												270	N	Eastern Ky.	74 59
												276	H	Davidson	76 63
												284	A	Eastern Mich.	76 67
												284	H	Eastern Mich.	70 60
												297	A	UMKC	66 54
												304	A	North Dakota St.	68 63
												316	H	Fort Wayne	61 35
												326	H	Loyola Chicago	65 53
												344	A	Chicago St.	64 51
LAST 12 Division I GAMES:															
				44	N	Central Mich.	67 63	284	H	Eastern Mich.	70 60				
				246	H	Miami (OH)	73 66	255	A	Bowling Green	74 53				
				81	H	Northern Ill.	90 77	44	A	Central Mich.	83 94				
				44	H	Central Mich.	73 94	55	H	Toledo	66 72				
				55	A	Toledo	67 75	81	A	Northern Ill.	62 67				
				118	H	Ball St.	72 83	91	H	Buffalo	47 62				

Non-Div I Games:

Western Mich.

Average RPI Win:	238	WON-LOST	WINNING	LAST 10	STRENGTH OF	OPP. STRENGTH	TEAM	ADJ.	CONF.	ADJ CONF.
Average RPI Loss:	108	RECORD	PCT. RANK	GAMES	SCHEDULE	OF SCHEDULE	RPI	RPI	RPI	RPI
DIV. I ONLY	14- 15	181	5- 5	139	150	179	179	16	16	
DIV. I NON-CONF.	5- 6	186	0- 0	58	64	158	158	14	14	
TOTALS	RPI 1-25	RPI 26-50	W-L RECORDS	RPI 51-100	RPI 101-150	RPI 150+				
14- 15	1- 2	0- 5	OVERALL	0- 2	1- 0	12- 6				
9- 6	1- 0	0- 3	HOME	0- 0	1- 0	7- 3				
4- 7	0- 1	0- 2	AWAY	0- 1	0- 0	4- 3				
1- 2	0- 1	0- 0	NEUTRAL	0- 1	0- 0	1- 0				
5- 6	1- 2	0- 1	NON-CONFERENCE	0- 2	1- 0	3- 1				
4- 2	1- 0	0- 1	HOME	0- 0	1- 0	2- 1				
0- 2	0- 1	0- 0	AWAY	0- 1	0- 0	0- 0				
1- 2	0- 1	0- 0	NEUTRAL	0- 1	0- 0	1- 0				
9- 9	0- 0	0- 4	CONFERENCE	0- 0	0- 0	9- 5				
5- 4	0- 0	0- 2	HOME	0- 0	0- 0	5- 2				
4- 5	0- 0	0- 2	AWAY	0- 0	0- 0	4- 3				
0- 0	0- 0	0- 0	NEUTRAL	0- 0	0- 0	0- 0				

RPI 1-25				RPI 26-50				RPI 51-100				RPI 101+ Team's RPI: 179			
RPI	S	Opponent	Score	RPI	S	Opponent	Score	RPI	S	Opponent	Score	RPI	S	Opponent	Score
6	N	Stanford	39 87	28	A	Drake	89 105	58	N	Purdue	49 86	106	H	Abilene Christian	81 62
23	H	Creighton	62 54	28	H	Drake	78 83	84	A	UT Arlington	70 74	152	A	Missouri St.	62 73
24	A	Missouri	57 64	37	H	South Dakota St.	58 78					152	H	Missouri St.	60 65
				50	A	UNI	37 62					158	N	Northeastern	87 73
				50	H	UNI	61 63					169	A	Southern Ill.	54 77
												169	H	Southern Ill.	58 61
												232	A	Bradley	76 69
												232	H	Bradley	65 54
												237	A	Evansville	74 67
												237	H	Evansville	69 68
												250	A	Indiana St.	56 42
												250	H	Indiana St.	67 43
												297	H	UMKC	54 56
												310	A	Illinois St.	50 54
												310	H	Illinois St.	67 45
												318	H	Arkansas St.	69 51
												326	A	Loyola Chicago	83 64
												326	H	Loyola Chicago	65 43
												333	H	Incarinate Word	73 63
LAST 12 Division I GAMES:															
				28	A	Drake	89 105	169	H	Southern Ill.	58 61				
				50	A	UNI	37 62	237	H	Evansville	69 68				
				250	H	Indiana St.	67 43	152	H	Missouri St.	60 65				
				326	H	Loyola Chicago	65 43	326	A	Loyola Chicago	83 64				
				232	A	Bradley	76 69	250	A	Indiana St.	56 42				
				310	A	Illinois St.	50 54	310	H	Illinois St.	67 45				

Non-Div I Games:

Wichita St.

■ Loss,
 ■ Non-Conf,
 ■ S Site,
 ■ H Home
 ■ A Away
 N Neutral

William & Mary

Through Games Of March 9, 2017

Average RPI Win:	198	WON-LOST	WINNING	LAST 10	STRENGTH OF	OPP. STRENGTH	TEAM	ADJ.	CONF.	ADJ CONF.
Average RPI Loss:	120	RECORD	PCT. RANK	GAMES	SCHEDULE	OF SCHEDULE	RPI	RPI	RPI	RPI
DIV. I ONLY	20- 10	85	6- 4	190	119	121	121	9	9	
DIV. I NON-CONF.	10- 1	15	0- 0	304	302	95	95	8	8	
TOTALS	RPI 1-25	RPI 26-50	W-L RECORDS	RPI 51-100	RPI 101-150	RPI 150+				
20- 10	0- 0	1- 3	OVERALL	1- 2	3- 1	15- 4				
11- 5	0- 0	0- 2	HOME	1- 1	0- 1	10- 1				
8- 5	0- 0	1- 1	AWAY	0- 1	2- 0	5- 3				
1- 0	0- 0	0- 0	NEUTRAL	0- 0	1- 0	0- 0				
10- 1	0- 0	0- 0	NON-CONFERENCE	0- 1	1- 0	9- 0				
6- 1	0- 0	0- 0	HOME	0- 1	0- 0	6- 0				
4- 0	0- 0	0- 0	AWAY	0- 0	1- 0	3- 0				
0- 0	0- 0	0- 0	NEUTRAL	0- 0	0- 0	0- 0				
10- 9	0- 0	1- 3	CONFERENCE	1- 1	2- 1	6- 4				
5- 4	0- 0	0- 2	HOME	1- 0	0- 1	4- 1				
4- 5	0- 0	1- 1	AWAY	0- 1	1- 0	2- 3				
1- 0	0- 0	0- 0	NEUTRAL	0- 0	1- 0	0- 0				

RPI 1-25			RPI 26-50			RPI 51-100			RPI 101+			Team's RPI: 121			
RPI	S	Opponent	Score	RPI	S	Opponent	Score	RPI	S	Opponent	Score	RPI	S	Opponent	Score
29	A	Elon	47 70	29	H	Elon	58 60	68	H	St. John's (NY)	57 73	136	A	Old Dominion	69 58
42	A	James Madison	62 53	42	A	James Madison	64 79	77	A	Drexel	48 65	137	A	Delaware	60 49
42	H	James Madison						77	H	Drexel	74 65	137	H	Delaware	54 68
												137	N	Delaware	59 44
												158	A	Northeastern	68 54
												158	H	Northeastern	60 58
												172	H	East Carolina	82 72
												178	A	Hofstra	61 64
												178	H	Hofstra	81 65
												191	A	American	48 34
												212	A	Towson	60 64
												212	H	Towson	68 55
												215	A	UNCW	57 43
												215	A	Col. of Charleston	60 70
												215	H	UNCW	58 52
												215	H	Col. of Charleston	69 71
												217	H	Dartmouth	63 50
												231	H	Richmond	67 39
												242	H	Saint Francis (PA)	73 60
												283	A	Norfolk St.	65 52
												288	H	Mt. St. Mary's	68 46
												315	A	USC Upstate	49 46
												347	H	Delaware St.	82 48
LAST 12 Division I GAMES:															
137	N	Delaware	59 44	212	H	Towson	68 55	77	H	Drexel	48 65	42	A	James Madison	62 53
77	H	Drexel	74 65	178	H	Hofstra	81 65	178	A	Hofstra	61 64	29	A	Elon	47 70
42	A	James Madison	62 53	158	A	Northeastern	68 54	215	H	UNCW	58 52	215	H	Col. of Charleston	69 71
215	H	UNCW	58 52	42	H	James Madison	64 79								

Non-Div I Games:

William & Mary

Loss, Non-Conf, S Site, H Home A Away N Neutral

Average RPI Win:	342	WON-LOST	WINNING	LAST 10	STRENGTH OF	OPP. STRENGTH	TEAM	ADJ.	CONF.	ADJ CONF.
Average RPI Loss:	199	RECORD	PCT. RANK	GAMES	SCHEDULE	OF SCHEDULE	RPI	RPI	RPI	RPI
DIV. I ONLY	1- 29	347	0- 10	218	308	345	345	28	28	
DIV. I NON-CONF.	0- 11	335	0- 0	70	167	306	306	28	28	
TOTALS	RPI 1-25	RPI 26-50	W-L RECORDS	RPI 51-100	RPI 101-150	RPI 150+				
1- 29	0- 3	0- 1	OVERALL	0- 2	0- 2	1- 21				
1- 13	0- 0	0- 0	HOME	0- 1	0- 1	1- 11				
0- 12	0- 2	0- 0	AWAY	0- 0	0- 1	0- 9				
0- 4	0- 1	0- 1	NEUTRAL	0- 1	0- 0	0- 1				
0- 11	0- 3	0- 1	NON-CONFERENCE	0- 2	0- 0	0- 5				
0- 5	0- 0	0- 0	HOME	0- 1	0- 0	0- 4				
0- 3	0- 2	0- 0	AWAY	0- 0	0- 0	0- 1				
0- 3	0- 1	0- 1	NEUTRAL	0- 1	0- 0	0- 0				
1- 18	0- 0	0- 0	CONFERENCE	0- 0	0- 2	1- 16				
1- 8	0- 0	0- 0	HOME	0- 0	0- 1	1- 7				
0- 9	0- 0	0- 0	AWAY	0- 0	0- 1	0- 8				
0- 1	0- 0	0- 0	NEUTRAL	0- 0	0- 0	0- 1				

RPI 1-25				RPI 26-50				RPI 51-100				RPI 101+ Team's RPI: 345			
RPI	S	Opponent	Score	RPI	S	Opponent	Score	RPI	S	Opponent	Score	RPI	S	Opponent	Score
7	A	Baylor	32 140	47	N	Michigan	39 76	64	N	Gonzaga	41 71	124	A	Radford	49 74
12	N	Florida St.	35 98					92	H	Mercer	48 71	124	H	Radford	50 60
25	A	Ohio St.	48 88									186	A	Campbell	32 61
												186	H	Campbell	35 70
												203	A	ETSU	45 62
												215	H	Col. of Charleston	64 95
												222	A	High Point	43 88
												222	H	High Point	57 70
												225	A	Liberty	51 80
												225	H	Liberty	63 78
												226	A	Presbyterian	50 64
												226	H	Presbyterian	39 78
												234	H	Akron	59 80
												239	A	UNC Asheville	55 71
												239	H	UNC Asheville	53 68
												254	A	Charleston So.	52 71
												254	H	Charleston So.	58 70
												282	H	Tennessee Tech	50 73
												314	A	Gardner-Webb	57 63
												314	H	Gardner-Webb	54 89
												314	N	Gardner-Webb	43 82
												342	A	Longwood	78 83
												342	H	Longwood	78 72
												348	H	South Carolina St.	55 63
LAST 12 Division I GAMES:															
314	N	Gardner-Webb	43 82	186	H	Campbell	35 70	342	A	Longwood	78 83	342	H	Longwood	78 72
254	H	Charleston So.	58 70	222	H	High Point	57 70	124	A	Radford	49 74	314	H	Gardner-Webb	54 89
226	A	Presbyterian	50 64	124	A	Radford	49 74	225	A	Liberty	51 80				
225	H	Liberty	63 78	314	H	Gardner-Webb	54 89								
239	A	UNC Asheville	55 71												
314	A	Gardner-Webb	57 63												

Non-Div I Games: N.C. Wesleyan 89 40

Winthrop

Loss, Non-Conf, S Site, H Home A Away N Neutral

Average RPI Win:	224	WON-LOST	WINNING	LAST 10	STRENGTH OF	OPP. STRENGTH	TEAM	ADJ.	CONF.	ADJ CONF.
Average RPI Loss:	83	RECORD	PCT. RANK	GAMES	SCHEDULE	OF SCHEDULE	RPI	RPI	RPI	RPI
DIV. I ONLY	9- 22	285	4- 6	77	76	209	209	6	6	
DIV. I NON-CONF.	5- 8	218	0- 0	119	176	200	200	6	6	
TOTALS	RPI 1-25	RPI 26-50	W-L RECORDS	RPI 51-100	RPI 101-150	RPI 150+				
9- 22	0- 3	1- 7	OVERALL	0- 5	0- 4	8- 3				
5- 10	0- 1	0- 5	HOME	0- 1	0- 1	5- 2				
2- 10	0- 2	1- 1	AWAY	0- 4	0- 2	1- 1				
2- 2	0- 0	0- 1	NEUTRAL	0- 0	0- 1	2- 0				
5- 8	0- 0	1- 2	NON-CONFERENCE	0- 0	0- 4	4- 2				
2- 5	0- 0	0- 2	HOME	0- 0	0- 1	2- 2				
2- 2	0- 0	1- 0	AWAY	0- 0	0- 2	1- 0				
1- 1	0- 0	0- 0	NEUTRAL	0- 0	0- 1	1- 0				
4- 14	0- 3	0- 5	CONFERENCE	0- 5	0- 0	4- 1				
3- 5	0- 1	0- 3	HOME	0- 1	0- 0	3- 0				
0- 8	0- 2	0- 1	AWAY	0- 4	0- 0	0- 1				
1- 1	0- 0	0- 1	NEUTRAL	0- 0	0- 0	1- 0				

RPI 1-25				RPI 26-50				RPI 51-100				RPI 101+ Team's RPI: 209			
RPI	S	Opponent	Score	RPI	S	Opponent	Score	RPI	S	Opponent	Score	RPI	S	Opponent	Score
16	A	Maryland	40 89	26	A	Green Bay	54 53	58	H	Purdue	57 79	116	N	Ole Miss	44 69
25	A	Ohio St.	61 70	27	H	Marquette	75 81	63	A	Iowa	60 71	117	A	Charlotte	48 63
25	H	Ohio St.	68 96	32	H	Dayton	64 83	67	A	Northwestern	43 63	119	H	North Carolina	59 72
				41	H	Michigan St.	57 81	72	A	Minnesota	60 88	144	A	Milwaukee	63 80
				41	N	Michigan St.	63 70	85	A	Penn St.	46 76	157	H	Idaho St.	35 42
				47	A	Michigan	66 75					196	H	Nebraska	82 56
				47	H	Michigan	56 73					208	H	Illinois	59 55
				49	H	Indiana	54 78					228	A	Rutgers	52 68
												228	H	Rutgers	53 41
												228	N	Rutgers	61 55
												242	H	Saint Francis (PA)	100 103
												252	N	Tennessee St.	80 70
												259	H	Butler	60 55
												310	A	Illinois St.	64 46
												312	H	Mississippi Val.	103 61
LAST 12 Division I GAMES:															
				41	N	Michigan St.	63 70	47	A	Michigan	66 75				
				228	N	Rutgers	61 55	196	H	Nebraska	82 56				
				63	A	Iowa	60 71	25	H	Ohio St.	68 96				
				208	H	Illinois	59 55	67	A	Northwestern	43 63				
				228	H	Rutgers	53 41	49	H	Indiana	54 78				
				16	A	Maryland	40 89	41	H	Michigan St.	57 81				

Non-Div I Games:

Wisconsin

■ Loss,
■ Non-Conf,
■ S Site,
■ H Home
■ A Away
N Neutral

Average RPI Win: 270	WON-LOST	WINNING	LAST 10	STRENGTH OF	OPP. STRENGTH	TEAM	ADJ.	CONF.	ADJ CONF.
Average RPI Loss: 157	RECORD	PCT. RANK	GAMES	SCHEDULE	OF SCHEDULE	RPI	RPI	RPI	RPI
DIV. I ONLY	11- 17	231	1- 9	246	269	238	238	17	17
DIV. I NON-CONF.	8- 5	125	0- 0	289	339	166	166	20	20
TOTALS	RPI 1-25	RPI 26-50	W-L RECORDS	RPI 51-100	RPI 101-150	RPI 150+			
11- 17	0- 0	0- 1	OVERALL	0- 7	0- 1	11- 8			
5- 5	0- 0	0- 0	HOME	0- 2	0- 0	5- 3			
6- 9	0- 0	0- 1	AWAY	0- 2	0- 1	6- 5			
0- 3	0- 0	0- 0	NEUTRAL	0- 3	0- 0	0- 0			
8- 5	0- 0	0- 1	NON-CONFERENCE	0- 2	0- 1	8- 1			
3- 0	0- 0	0- 0	HOME	0- 0	0- 0	3- 0			
5- 3	0- 0	0- 1	AWAY	0- 0	0- 1	5- 1			
0- 2	0- 0	0- 0	NEUTRAL	0- 2	0- 0	0- 0			
3- 12	0- 0	0- 0	CONFERENCE	0- 5	0- 0	3- 7			
2- 5	0- 0	0- 0	HOME	0- 2	0- 0	2- 3			
1- 6	0- 0	0- 0	AWAY	0- 2	0- 0	1- 4			
0- 1	0- 0	0- 0	NEUTRAL	0- 1	0- 0	0- 0			

RPI 1-25			RPI 26-50			RPI 51-100			RPI 101+			Team's RPI: 238			
RPI	S	Opponent	Score	RPI	S	Opponent	Score	RPI	S	Opponent	Score				
				38	A	North Carolina St.	40 80	65	A	Chattanooga	56 76	149	A	Omaha	64 89
								65	H	Chattanooga	61 71	199	A	UNCG	61 67
								83	N	Florida	51 74	199	H	UNCG	54 48
								92	A	Mercer	39 54	203	A	ETSU	54 52
								92	H	Mercer	46 61	203	H	ETSU	69 77
								92	N	Mercer	42 67	215	A	UNCW	71 67
								95	N	Jacksonville	60 66	230	A	Samford	54 57
												230	H	Samford	48 55
												239	A	UNC Asheville	65 84
												254	A	Charleston So.	59 45
												256	H	Coastal Caro.	67 62
												257	A	Furman	60 65
												257	H	Furman	49 69
												271	A	Kennesaw St.	78 49
												277	A	Western Caro.	66 69
												277	H	Western Caro.	68 59
												293	A	North Florida	79 60
												314	H	Gardner-Webb	75 66
												335	A	N.C. Central	64 54
												348	H	South Carolina St.	66 65
LAST 12 Division I GAMES:															
				92	N	Mercer	42 67	277	A	Western Caro.	66 69				
				65	A	Chattanooga	56 76	199	A	UNCG	61 67				
				203	A	ETSU	54 52	203	H	ETSU	69 77				
				230	H	Samford	48 55	65	H	Chattanooga	61 71				
				92	H	Mercer	46 61	92	A	Mercer	39 54				
				257	A	Furman	60 65	230	A	Samford	54 57				

Non-Div I Games: Montreat 71 30 Erskine 116 74

Wofford

Average RPI Win:	256	WON-LOST	WINNING	LAST 10	STRENGTH OF	OPP. STRENGTH	TEAM	ADJ.	CONF.	ADJ CONF.
Average RPI Loss:	102	RECORD	PCT. RANK	GAMES	SCHEDULE	OF SCHEDULE	RPI	RPI	RPI	RPI
DIV. I ONLY	22- 8	51	7- 3	320	173	142	142	18	18	
DIV. I NON-CONF.	6- 4	127	0- 0	345	121	252	252	21	21	
TOTALS	RPI 1-25	RPI 26-50	W-L RECORDS	RPI 51-100	RPI 101-150	RPI 150+				
22- 8	0- 0	0- 2	OVERALL	0- 2	3- 3	19- 1				
11- 2	0- 0	0- 1	HOME	0- 1	2- 0	9- 0				
10- 3	0- 0	0- 1	AWAY	0- 0	1- 1	9- 1				
1- 3	0- 0	0- 0	NEUTRAL	0- 1	0- 2	1- 0				
6- 4	0- 0	0- 0	NON-CONFERENCE	0- 2	0- 1	6- 1				
3- 1	0- 0	0- 0	HOME	0- 1	0- 0	3- 0				
3- 1	0- 0	0- 0	AWAY	0- 0	0- 0	3- 1				
0- 2	0- 0	0- 0	NEUTRAL	0- 1	0- 1	0- 0				
16- 4	0- 0	0- 2	CONFERENCE	0- 0	3- 2	13- 0				
8- 1	0- 0	0- 1	HOME	0- 0	2- 0	6- 0				
7- 2	0- 0	0- 1	AWAY	0- 0	1- 1	6- 0				
1- 1	0- 0	0- 0	NEUTRAL	0- 0	0- 1	1- 0				

RPI S	Opponent	Score	RPI S	Opponent	Score	RPI S	Opponent	Score	RPI S	Opponent	Score	Team's RPI: 142
26	A Green Bay	41 62	26	H Green Bay	51 58	69	N Georgetown	60 67	113	N Clemson	51 75	
26	H Green Bay	51 58	96	H Kent St.	69 79	140	A Detroit Mercy	80 85	140	H Detroit Mercy	77 69	
						140	N Detroit Mercy	52 71	144	A Milwaukee	69 51	
						144	H Milwaukee	62 52	154	A Oakland	73 61	
						154	H Oakland	84 66	181	A Cleveland St.	65 60	
						181	H Cleveland St.	84 63	208	A Illinois	72 76	
						246	H Miami (OH)	65 57	270	H Eastern Ky.	85 73	
						282	A Tennessee Tech	65 54	290	A Valparaiso	65 52	
						290	H Valparaiso	63 48	295	A Northern Ky.	70 63	
						295	H Northern Ky.	67 47	300	A Eastern Ill.	71 61	
						316	H Fort Wayne	62 51	319	A Youngstown St.	68 64	
						319	H Youngstown St.	71 58	320	A Ill.-Chicago	73 54	
						320	H Ill.-Chicago	62 51	320	N Ill.-Chicago	79 52	
						154	H Oakland	84 66	344	A Chicago St.	71 65	
						140	H Detroit Mercy	77 69				
LAST 12 Division I GAMES:												
140	N Detroit Mercy	52 71	181	A Cleveland St.	65 60	320	H Ill.-Chicago	62 51	290	H Valparaiso	63 48	
320	N Ill.-Chicago	79 52	295	H Northern Ky.	67 47	154	H Oakland	84 66	320	N Ill.-Chicago	79 52	
144	H Milwaukee	62 52	140	H Detroit Mercy	77 69	140	H Detroit Mercy	77 69				
26	H Green Bay	51 58										
140	A Detroit Mercy	80 85										
319	A Youngstown St.	68 64										

Non-Div I Games: Grace (IN) 87 56 Cincinnati Christia 85 61

Wright St.

Loss, Non-Conf, S Site, H Home A Away N Neutral

Wyoming

Through Games Of March 9, 2017

Average RPI Win:	213	WON-LOST	WINNING	LAST 10	STRENGTH OF	OPP. STRENGTH	TEAM	ADJ.	CONF.	ADJ CONF.
Average RPI Loss:	85	RECORD	PCT. RANK	GAMES	SCHEDULE	OF SCHEDULE	RPI	RPI	RPI	RPI
DIV. I ONLY	19- 9	77	6- 4	172	139	98	98	13	13	
DIV. I NON-CONF.	6- 3	97	0- 0	278	172	152	152	15	15	
TOTALS	RPI 1-25	RPI 26-50	W-L RECORDS	RPI 51-100	RPI 101-150	RPI 150+				
19- 9	0- 0	0- 4	OVERALL	2- 1	3- 4	14- 0				
12- 2	0- 0	0- 1	HOME	2- 0	2- 1	8- 0				
7- 6	0- 0	0- 3	AWAY	0- 1	1- 2	6- 0				
0- 1	0- 0	0- 0	NEUTRAL	0- 0	0- 1	0- 0				
6- 3	0- 0	0- 2	NON-CONFERENCE	1- 0	1- 1	4- 0				
4- 1	0- 0	0- 0	HOME	1- 0	0- 1	3- 0				
2- 2	0- 0	0- 2	AWAY	0- 0	1- 0	1- 0				
0- 0	0- 0	0- 0	NEUTRAL	0- 0	0- 0	0- 0				
13- 6	0- 0	0- 2	CONFERENCE	1- 1	2- 3	10- 0				
8- 1	0- 0	0- 1	HOME	1- 0	2- 0	5- 0				
5- 4	0- 0	0- 1	AWAY	0- 1	0- 2	5- 0				
0- 1	0- 0	0- 0	NEUTRAL	0- 0	0- 1	0- 0				

RPI S	Opponent	Score	RPI S	Opponent	Score	RPI S	Opponent	Score	RPI S	Opponent	Score
28	A Drake	50 63	41	A Michigan St.	51 63	48	A Boise St.	54 64	48	H Boise St.	43 53
53	A Colorado St.	54 61	53	H Colorado St.	56 49	78	H South Dakota	69 62	105	A UNLV	46 51
									105	H UNLV	79 57
									108	A Colorado	82 75
									146	A Fresno St.	47 52
									146	H Fresno St.	70 48
									146	N Fresno St.	48 58
									150	H Idaho	71 74
									153	A New Mexico	60 58
									153	H New Mexico	68 52
									190	A Utah St.	71 48
									190	H Utah St.	59 40
									200	A San Jose St.	68 59
									200	H San Jose St.	89 60
									267	H San Diego St.	80 67
									285	A Nevada	72 59
									289	H Southern Utah	68 48
									311	H Denver	59 49
									322	A Air Force	66 54
									322	H Air Force	73 41
									323	A Montana	67 42
									346	H Cal St. Fullerton	61 26
LAST 12 Division I GAMES:											
146	N Fresno St.	48 58	190	H Utah St.	59 40						
200	A San Jose St.	68 59	146	A Fresno St.	47 52						
53	H Colorado St.	56 49	322	H Air Force	73 41						
153	A New Mexico	60 58	267	H San Diego St.	80 67						
48	H Boise St.	43 53	48	A Boise St.	54 64						
53	A Colorado St.	54 61	105	A UNLV	46 51						

Non-Div I Games: Adams St. 79 40 Chadron St. 74 50

Wyoming

Loss, Non-Conf, S Site, H Home A Away N Neutral

Average RPI Win:	232	WON-LOST	WINNING	LAST 10	STRENGTH OF	OPP. STRENGTH	TEAM	ADJ.	CONF.	ADJ CONF.
Average RPI Loss:	82	RECORD	PCT. RANK	GAMES	SCHEDULE	OF SCHEDULE	RPI	RPI	RPI	RPI
DIV. I ONLY	12- 18	225	2- 8	151	83	204	204	7	7	
DIV. I NON-CONF.	8- 3	67	0- 0	247	245	132	132	7	7	
TOTALS	RPI 1-25	RPI 26-50	W-L RECORDS	RPI 51-100	RPI 101-150	RPI 150+				
12- 18	0- 5	1- 2	OVERALL	0- 7	0- 1	11- 3				
8- 7	0- 2	1- 1	HOME	0- 3	0- 0	7- 1				
3- 8	0- 2	0- 1	AWAY	0- 4	0- 0	3- 1				
1- 3	0- 1	0- 0	NEUTRAL	0- 0	0- 1	1- 1				
8- 3	0- 1	1- 0	NON-CONFERENCE	0- 1	0- 1	7- 0				
6- 0	0- 0	1- 0	HOME	0- 0	0- 0	5- 0				
1- 1	0- 0	0- 0	AWAY	0- 1	0- 0	1- 0				
1- 2	0- 1	0- 0	NEUTRAL	0- 0	0- 1	1- 0				
4- 15	0- 4	0- 2	CONFERENCE	0- 6	0- 0	4- 3				
2- 7	0- 2	0- 1	HOME	0- 3	0- 0	2- 1				
2- 7	0- 2	0- 1	AWAY	0- 3	0- 0	2- 1				
0- 1	0- 0	0- 0	NEUTRAL	0- 0	0- 0	0- 1				

RPI 1-25				RPI 26-50				RPI 51-100				RPI 101+ Team's RPI: 204			
RPI	S	Opponent	Score	RPI	S	Opponent	Score	RPI	S	Opponent	Score	RPI	S	Opponent	Score
17	A	DePaul	69 85	27	A	Marquette	61 85	66	A	Villanova	71 76	110	N	Southern Miss.	59 73
17	H	DePaul	43 70	27	H	Marquette	71 86	66	H	Villanova	47 72	180	A	Cincinnati	72 61
19	N	Oklahoma	69 81	47	H	Michigan	61 58	68	A	St. John's (NY)	55 64	195	A	Providence	54 51
23	A	Creighton	52 63					68	H	St. John's (NY)	48 65	195	H	Providence	67 57
23	H	Creighton	57 67					69	A	Georgetown	63 81	197	A	Seton Hall	62 71
								69	H	Georgetown	64 69	197	H	Seton Hall	72 64
								87	A	Wake Forest	45 58	252	H	Tennessee St.	63 54
												259	A	Butler	53 43
												259	H	Butler	62 65
												259	N	Butler	66 68
												266	H	Southeast Mo. St.	54 48
												271	N	Kennesaw St.	75 52
												286	H	Ark.-Pine Bluff	62 41
												293	H	North Florida	83 46
												347	H	Delaware St.	86 53
LAST 12 Division I GAMES:															
259	N	Butler	66 68	17	H	DePaul	43 70								
195	H	Providence	67 57	259	A	Butler	53 43								
23	H	Creighton	57 67	68	A	St. John's (NY)	55 64								
69	A	Georgetown	63 81	197	A	Seton Hall	62 71								
66	A	Villanova	71 76	66	H	Villanova	47 72								
27	H	Marquette	71 86	69	H	Georgetown	64 69								

Non-Div I Games:

Xavier

■ Loss,
 ■ Non-Conf,
 S Site,
 ■ Home
 ■ Away
 N Neutral

Average RPI Win: 205		WON-LOST	WINNING	LAST 10	STRENGTH OF	OPP. STRENGTH	TEAM	ADJ.	CONF.	ADJ CONF.
Average RPI Loss: 129		RECORD	PCT. RANK	GAMES	SCHEDULE	OF SCHEDULE	RPI	RPI	RPI	RPI
DIV. I ONLY		15- 12	136	5- 5	141	159	133	133	8	8
DIV. I NON-CONF.		9- 4	85	0- 0	274	284	120	120	9	9
TOTALS		RPI 1-25	RPI 26-50	W-L RECORDS	RPI 51-100	RPI 101-150	RPI 150+			
15- 12	0- 1		1- 1	OVERALL	2- 1	1- 4	11- 5			
7- 4	0- 0		1- 0	HOME	1- 0	1- 2	4- 2			
8- 8	0- 1		0- 1	AWAY	1- 1	0- 2	7- 3			
0- 0	0- 0		0- 0	NEUTRAL	0- 0	0- 0	0- 0			
9- 4	0- 1		0- 0	NON-CONFERENCE	1- 0	1- 0	7- 3			
3- 1	0- 0		0- 0	HOME	0- 0	1- 0	2- 1			
6- 3	0- 1		0- 0	AWAY	1- 0	0- 0	5- 2			
0- 0	0- 0		0- 0	NEUTRAL	0- 0	0- 0	0- 0			
6- 8	0- 0		1- 1	CONFERENCE	1- 1	0- 4	4- 2			
4- 3	0- 0		1- 0	HOME	1- 0	0- 2	2- 1			
2- 5	0- 0		0- 1	AWAY	0- 1	0- 2	2- 1			
0- 0	0- 0		0- 0	NEUTRAL	0- 0	0- 0	0- 0			

RPI 1-25				RPI 26-50				RPI 51-100				RPI 101+				Team's RPI: 133	
RPI	S	Opponent	Score	RPI	S	Opponent	Score	RPI	S	Opponent	Score	RPI	S	Opponent	Score		
6	A	Stanford	44 102	43	A	Harvard	56 76	56	A	Penn	55 66	114	H	Albany (NY)	64 53		
				43	H	Harvard	57 52	56	H	Penn	61 48	115	A	Princeton	62 74		
								76	A	New Hampshire	64 58	115	H	Princeton	47 69		
												127	A	Cornell	49 59		
												127	H	Cornell	63 76		
												155	A	Brown	73 76		
												155	H	Brown	73 51		
												156	A	Army West Point	55 59		
												175	H	Boston College	64 71		
												194	A	Columbia	55 47		
												194	H	Columbia	68 72		
												211	H	Binghamton	57 48		
												214	A	UC Santa Barbara	64 60		
												217	A	Dartmouth	57 50		
												217	H	Dartmouth	58 44		
												274	H	Vermont	77 48		
												279	A	Manhattan	57 63		
												310	A	Illinois St.	59 45		
												317	A	Holy Cross	71 70		
												336	A	LIU Brooklyn	75 44		
												341	A	Wagner	66 52		
LAST 12 Division I GAMES:																	
				194	A	Columbia	55 47	43	A	Harvard	56 76						
				127	A	Cornell	49 59	217	A	Dartmouth	57 50						
				217	H	Dartmouth	58 44	127	H	Cornell	63 76						
				43	H	Harvard	57 52	194	H	Columbia	68 72						
				56	H	Penn	61 48	155	H	Brown	73 51						
				115	H	Princeton	47 69	155	A	Brown	73 76						

Non-Div I Games:

Yale

Loss, Non-Conf, S Site, H Home A Away N Neutral

Average RPI Win:	276	WON-LOST	WINNING	LAST 10	STRENGTH OF	OPP. STRENGTH	TEAM	ADJ.	CONF.	ADJ CONF.
Average RPI Loss:	172	RECORD	PCT. RANK	GAMES	SCHEDULE	OF SCHEDULE	RPI	RPI	RPI	RPI
DIV. I ONLY	7- 21	306	2- 8	275	225	319	319	18	18	
DIV. I NON-CONF.	2- 7	284	0- 0	308	222	328	328	21	21	
TOTALS	RPI 1-25	RPI 26-50	W-L RECORDS	RPI 51-100	RPI 101-150	RPI 150+				
7- 21	0- 0	0- 2	OVERALL	0- 1	0- 7	7- 11				
5- 8	0- 0	0- 1	HOME	0- 0	0- 4	5- 3				
1- 12	0- 0	0- 1	AWAY	0- 1	0- 3	1- 7				
1- 1	0- 0	0- 0	NEUTRAL	0- 0	0- 0	1- 1				
2- 7	0- 0	0- 0	NON-CONFERENCE	0- 1	0- 1	2- 5				
1- 3	0- 0	0- 0	HOME	0- 0	0- 1	1- 2				
0- 4	0- 0	0- 0	AWAY	0- 1	0- 0	0- 3				
1- 0	0- 0	0- 0	NEUTRAL	0- 0	0- 0	1- 0				
5- 14	0- 0	0- 2	CONFERENCE	0- 0	0- 6	5- 6				
4- 5	0- 0	0- 1	HOME	0- 0	0- 3	4- 1				
1- 8	0- 0	0- 1	AWAY	0- 0	0- 3	1- 4				
0- 1	0- 0	0- 0	NEUTRAL	0- 0	0- 0	0- 1				

RPI S	Opponent	Score	RPI S	Opponent	Score	RPI S	Opponent	Score	RPI S	Opponent	Score	Team's RPI: 319
26	A Green Bay	41 75	26	H Green Bay	51 84	96	A Kent St.	60 75	127	H Cornell	75 80	
									140	A Detroit Mercy	63 80	
									140	H Detroit Mercy	67 83	
									142	A Wright St.	58 71	
									142	H Wright St.	64 68	
									144	A Milwaukee	82 86	
									144	H Milwaukee	74 78	
									154	A Oakland	54 80	
									154	H Oakland	58 80	
									162	A Pittsburgh	50 63	
									181	A Cleveland St.	68 71	
									181	H Cleveland St.	92 67	
									191	H American	64 77	
									234	H Akron	74 76	
									240	A Hawaii	50 72	
									242	H Saint Francis (PA)	69 68	
									287	N Sacramento St.	102 94	
									290	A Valparaiso	60 77	
									290	H Valparaiso	76 70	
									290	N Valparaiso	62 79	
									292	A Northern Ariz.	49 70	
									295	A Northern Ky.	81 87	
									295	H Northern Ky.	77 73	
									320	A Ill.-Chicago	65 59	
									320	H Ill.-Chicago	70 54	
LAST 12 Division I GAMES:												
290	N	Valparaiso	62	79	144	A	Milwaukee	82	86			
140	H	Detroit Mercy	67	83	320	A	Ill.-Chicago	65	59			
154	H	Oakland	58	80	290	A	Valparaiso	60	77			
142	H	Wright St.	64	68	144	H	Milwaukee	74	78			
295	H	Northern Ky.	77	73	26	H	Green Bay	51	84			
26	A	Green Bay	41	75	154	A	Oakland	54	80			

Non-Div I Games: Point Park 84 71 Tiffin 84 62

Youngstown St.

Loss, Non-Conf, S Site, H Home A Away N Neutral