

Average RPI Win:	242	WON-LOST	WINNING	LAST 10	STRENGTH OF	OPP. STRENGTH	TEAM	ADJ.	CONF.	ADJ CONF.
Average RPI Loss:	134	RECORD	PCT. RANK	GAMES	SCHEDULE	OF SCHEDULE	RPI	RPI	RPI	RPI
DIV. I ONLY	20- 7	45	9-1	186	272	77	77	23	23	
DIV. I NON-CONF.	3- 4	201	0	168	220	143	143	24	24	
TOTALS	RPI 1-25	RPI 26-50	W-L RECORDS	RPI 51-100	RPI 101-150	RPI 150+				
20- 7	0- 2	0- 0	OVERALL	2- 2	2- 0	16- 3				
10- 1	0- 0	0- 0	HOME	1- 1	1- 0	8- 0				
9- 6	0- 2	0- 0	AWAY	1- 1	1- 0	7- 3				
1- 0	0- 0	0- 0	NEUTRAL	0- 0	0- 0	1- 0				
3- 4	0- 2	0- 0	NON-CONFERENCE	0- 0	0- 0	3- 2				
1- 0	0- 0	0- 0	HOME	0- 0	0- 0	1- 0				
1- 4	0- 2	0- 0	AWAY	0- 0	0- 0	1- 2				
1- 0	0- 0	0- 0	NEUTRAL	0- 0	0- 0	1- 0				
17- 3	0- 0	0- 0	CONFERENCE	2- 2	2- 0	13- 1				
9- 1	0- 0	0- 0	HOME	1- 1	1- 0	7- 0				
8- 2	0- 0	0- 0	AWAY	1- 1	1- 0	6- 1				
0- 0	0- 0	0- 0	NEUTRAL	0- 0	0- 0	0- 0				

RPI 1-25				RPI 26-50				RPI 51-100 Team's RPI: 77				RPI 101+			
RPI	S	Opponent	Score	RPI	S	Opponent	Score	RPI	S	Opponent	Score	RPI	S	Opponent	Score
8	A	Missouri St.	51 79					83	A	SFA	49 72	147	A	Sam Houston St.	60 45
21	A	Texas A&M	48 85					83	H	SFA	44 66	147	H	Sam Houston St.	57 54
								86	A	Abilene Christian	70 58	170	A	New Orleans	83 53
								86	H	Abilene Christian	68 59	170	H	New Orleans	43 40
												237	H	Central Ark.	67 47
												238	A	South Alabama	82 83
												249	A	Texas St.	48 57
												253	A	Southeastern La.	44 48
												253	H	Southeastern La.	49 48
												255	H	Nicholls St.	55 49
												266	A	Lamar University	64 56
												266	H	Lamar University	49 39
												267	A	Incarnate Word	64 38
												267	H	Incarnate Word	56 50
												300	A	UTRGV	59 54
												300	H	UTRGV	61 50
												302	N	Prairie View	64 52
												315	A	Houston Baptist	75 65
												315	H	Houston Baptist	58 47
												336	A	Northwestern St.	72 59
												347	A	McNeese	73 59
LAST 10 Division I															
315	H	Houston Baptist	58 47	253	H	Southeastern La.	49 48								
147	A	Sam Houston St.	60 45	86	H	Abilene Christian	68 59								
267	H	Incarnate Word	56 50	83	A	SFA	49 72								
170	H	New Orleans	43 40	347	A	McNeese	73 59								
266	A	Lamar University	64 56	315	A	Houston Baptist	75 65								

Non-Div I Games: UNKNOWN 75 55 Huston-Tillotson 63 49 Texas Wesleyan 90 52

Average RPI Win: <b>238</b>	WON-LOST	WINNING	LAST 10	STRENGTH OF	OPP. STRENGTH	TEAM	ADJ.	CONF.	ADJ CONF.
Average RPI Loss: <b>119</b>	RECORD	PCT. RANK	GAMES	SCHEDULE	OF SCHEDULE	RPI	RPI	RPI	RPI
DIV. I ONLY	20- 5	25	9-1	243	256	86	86	23	23
DIV. I NON-CONF.	4- 1	51	0	236	136	60	60	24	24
TOTALS	RPI 1-25	RPI 26-50	W-L RECORDS	RPI 51-100	RPI 101-150	RPI 150+			
20- 5	0- 0	0- 0	OVERALL	1- 4	3- 0	16- 1			
10- 2	0- 0	0- 0	HOME	1- 1	1- 0	8- 1			
10- 3	0- 0	0- 0	AWAY	0- 3	2- 0	8- 0			
0- 0	0- 0	0- 0	NEUTRAL	0- 0	0- 0	0- 0			
4- 1	0- 0	0- 0	NON-CONFERENCE	0- 1	1- 0	3- 0			
2- 0	0- 0	0- 0	HOME	0- 0	0- 0	2- 0			
2- 1	0- 0	0- 0	AWAY	0- 1	1- 0	1- 0			
0- 0	0- 0	0- 0	NEUTRAL	0- 0	0- 0	0- 0			
16- 4	0- 0	0- 0	CONFERENCE	1- 3	2- 0	13- 1			
8- 2	0- 0	0- 0	HOME	1- 1	1- 0	6- 1			
8- 2	0- 0	0- 0	AWAY	0- 2	1- 0	7- 0			
0- 0	0- 0	0- 0	NEUTRAL	0- 0	0- 0	0- 0			

RPI 1-25			RPI 26-50			RPI 51-100			Team's RPI: 86	RPI 101+		
RPI	S	Opponent	Score	RPI	S	Opponent	Score	RPI	S	Opponent	Score	
						77	A A&M-Corpus Christi	59	68	128	A Portland	76 69
						77	H A&M-Corpus Christi	58	70	147	A Sam Houston St.	81 73
						83	A SFA	59	69	147	H Sam Houston St.	94 91
						83	H SFA	88	62	166	A Wright St.	83 64
						92	A Oklahoma	65	78	170	H New Orleans	76 62
										237	A Central Ark.	74 64
										237	H Central Ark.	93 71
										253	A Southeastern La.	68 62
										253	H Southeastern La.	61 53
										255	A Nicholls St.	95 84
										260	H Tulsa	73 63
										266	A Lamar University	75 49
										266	H Lamar University	78 72
										267	A Incarnate Word	76 69
										267	H Incarnate Word	70 71
										313	H New Mexico St.	67 54
										315	A Houston Baptist	84 79
										315	H Houston Baptist	71 54
										336	H Northwestern St.	84 69
										347	A McNeese	90 73
LAST 10 Division I												
						267	A Incarnate Word	76	69	315	A Houston Baptist	84 79
						83	H SFA	88	62	77	A A&M-Corpus Christi	59 68
						237	H Central Ark.	93	71	315	H Houston Baptist	71 54
						147	H Sam Houston St.	94	91	266	A Lamar University	75 49
						253	A Southeastern La.	68	62	336	H Northwestern St.	84 69

Non-Div I Games: Howard Payne 96 38 Schreiner 110 37 Southwest (NM) 104 52 McMurry 111 43  
Abilene Christian

Average RPI Win: 235		WON-LOST	WINNING	LAST 10	STRENGTH OF	OPP. STRENGTH	TEAM	ADJ.	CONF.	ADJ CONF.
Average RPI Loss: 176		RECORD	PCT. RANK	GAMES	SCHEDULE	OF SCHEDULE	RPI	RPI	RPI	RPI
DIV. I ONLY		9- 21	287	6-4	195	224	270	270	17	17
DIV. I NON-CONF.		1- 9	326	0	264	269	336	336	20	20
TOTALS		RPI 1-25	RPI 26-50	W-L RECORDS	RPI 51-100	RPI 101-150	RPI 150+			
9- 21	0- 0		0- 1	OVERALL	1- 5	1- 3	7- 12			
3- 10	0- 0		0- 0	HOME	1- 1	0- 3	2- 6			
5- 10	0- 0		0- 1	AWAY	0- 3	1- 0	4- 6			
1- 1	0- 0		0- 0	NEUTRAL	0- 1	0- 0	1- 0			
1- 9	0- 0		0- 1	NON-CONFERENCE	0- 1	0- 2	1- 5			
1- 3	0- 0		0- 0	HOME	0- 0	0- 2	1- 1			
0- 6	0- 0		0- 1	AWAY	0- 1	0- 0	0- 4			
0- 0	0- 0		0- 0	NEUTRAL	0- 0	0- 0	0- 0			
8- 12	0- 0		0- 0	CONFERENCE	1- 4	1- 1	6- 7			
2- 7	0- 0		0- 0	HOME	1- 1	0- 1	1- 5			
5- 4	0- 0		0- 0	AWAY	0- 2	1- 0	4- 2			
1- 1	0- 0		0- 0	NEUTRAL	0- 1	0- 0	1- 0			

[illegible]

Non-Div I Games:	Neb. Wesleyan	93	42
------------------	---------------	----	----

Air Force

Loss, Non-Conf, S Site, H Home A Away N Neutral

Average RPI Win: <b>225</b>	WON-LOST	WINNING	LAST 10	STRENGTH OF	OPP. STRENGTH	TEAM	ADJ.	CONF.	ADJ CONF.
Average RPI Loss: <b>111</b>	RECORD	PCT. RANK	GAMES	SCHEDULE	OF SCHEDULE	RPI	RPI	RPI	RPI
DIV. I ONLY	15- 14	160	6-4	161	162	165	165	10	10
DIV. I NON-CONF.	7- 4	100	0	227	322	155	155	10	10
TOTALS	RPI 1-25	RPI 26-50	W-L RECORDS	RPI 51-100	RPI 101-150	RPI 150+			
15- 14	0- 1	0- 1	OVERALL	1- 5	1- 4	13- 3			
7- 7	0- 1	0- 1	HOME	1- 1	0- 3	6- 1			
6- 7	0- 0	0- 0	AWAY	0- 4	1- 1	5- 2			
2- 0	0- 0	0- 0	NEUTRAL	0- 0	0- 0	2- 0			
7- 4	0- 0	0- 1	NON-CONFERENCE	0- 1	0- 1	7- 1			
3- 2	0- 0	0- 1	HOME	0- 0	0- 1	3- 0			
2- 2	0- 0	0- 0	AWAY	0- 1	0- 0	2- 1			
2- 0	0- 0	0- 0	NEUTRAL	0- 0	0- 0	2- 0			
8- 10	0- 1	0- 0	CONFERENCE	1- 4	1- 3	6- 2			
4- 5	0- 1	0- 0	HOME	1- 1	0- 2	3- 1			
4- 5	0- 0	0- 0	AWAY	0- 3	1- 1	3- 1			
0- 0	0- 0	0- 0	NEUTRAL	0- 0	0- 0	0- 0			

RPI 1-25				RPI 26-50				RPI 51-100				RPI 101+ Team's RPI: 165			
RPI	S	Opponent	Score	RPI	S	Opponent	Score	RPI	S	Opponent	Score	RPI	S	Opponent	Score
18	H	Central Mich.	72 <b>77</b>	34	H	Michigan	71 <b>80</b>	58	A	Ball St.	52 <b>60</b>	110	A	Buffalo	69 63
								85	A	Ohio	57 <b>70</b>	110	H	Buffalo	61 <b>76</b>
								85	H	Ohio	79 76	129	H	Duquesne	63 <b>88</b>
								97	A	Kent St.	50 <b>68</b>	143	A	Western Mich.	71 <b>79</b>
								97	H	Kent St.	55 <b>60</b>	143	H	Western Mich.	51 <b>56</b>
								98	A	Butler	55 <b>76</b>	164	H	N.C. A&T	64 52
												171	H	Northern Ill.	65 <b>70</b>
												181	A	Eastern Mich.	64 53
												181	H	Eastern Mich.	88 81
												185	A	Toledo	61 <b>65</b>
												189	A	Cleveland St.	62 <b>66</b>
												225	A	Miami (OH)	75 62
												225	H	Miami (OH)	70 62
												231	N	Morgan St.	52 45
												241	N	Denver	88 72
												252	A	Bowling Green	76 73
												252	H	Bowling Green	70 61
												262	H	Youngstown St.	91 62
												296	A	St. Bonaventure	63 54
												332	A	Detroit Mercy	81 60
												340	H	Purdue Fort Wayne	64 53
LAST 10 Division I															
252	H	Bowling Green	70 61	110	A	Buffalo	69 63								
110	H	Buffalo	61 <b>76</b>	181	A	Eastern Mich.	64 53								
225	A	Miami (OH)	75 62	97	H	Kent St.	55 <b>60</b>								
97	A	Kent St.	50 <b>68</b>	58	A	Ball St.	52 <b>60</b>								
85	H	Ohio	79 76	181	H	Eastern Mich.	88 81								

Non-Div I Games:

Akron

  Loss, 
  Non-Conf, S Site, 
  Home 
  Away 
N Neutral

## Alabama

Through Games Of March 8, 2020

Average RPI Win:	156	WON-LOST	WINNING	LAST 10	STRENGTH OF	OPP. STRENGTH	TEAM	ADJ.	CONF.	ADJ CONF.
Average RPI Loss:	49	RECORD	PCT. RANK	GAMES	SCHEDULE	OF SCHEDULE	RPI	RPI	RPI	RPI
DIV. I ONLY	18- 12	116	6-4	45	46	72	72	4	4	
DIV. I NON-CONF.	10- 3	57	0	120	167	75	75	5	5	
TOTALS	RPI 1-25	RPI 26-50	W-L RECORDS	RPI 51-100	RPI 101-150	RPI 150+				
18- 12	2- 4	0- 3	OVERALL	1- 4	7- 1	8- 0				
10- 6	0- 3	0- 2	HOME	0- 0	6- 1	4- 0				
7- 4	2- 1	0- 1	AWAY	0- 2	1- 0	4- 0				
1- 2	0- 0	0- 0	NEUTRAL	1- 2	0- 0	0- 0				
10- 3	0- 0	0- 1	NON-CONFERENCE	1- 1	3- 1	6- 0				
6- 2	0- 0	0- 1	HOME	0- 0	3- 1	3- 0				
3- 0	0- 0	0- 0	AWAY	0- 0	0- 0	3- 0				
1- 1	0- 0	0- 0	NEUTRAL	1- 1	0- 0	0- 0				
8- 9	2- 4	0- 2	CONFERENCE	0- 3	4- 0	2- 0				
4- 4	0- 3	0- 1	HOME	0- 0	3- 0	1- 0				
4- 4	2- 1	0- 1	AWAY	0- 2	1- 0	1- 0				
0- 1	0- 0	0- 0	NEUTRAL	0- 1	0- 0	0- 0				

RPI	S	Opponent	Score	RPI	S	Opponent	Score	RPI	S	Opponent	Score	RPI	S	Opponent	Score
1	H	South Carolina	78 93	28	H	Arkansas	48 66	64	A	Tennessee	63 65	109	H	Bethune-Cookman	60 49
11	A	Mississippi St.	66 64	35	A	LSU	60 71	66	A	Georgia	75 76	111	H	Colgate	72 52
21	A	Texas A&M	76 63	39	H	Iowa St.	66 75	66	N	Georgia	61 68	112	A	Auburn	75 48
21	H	Texas A&M	74 79					66	N	UNI	87 77	112	H	Auburn	68 64
23	A	Kentucky	62 66					81	N	Southern California	57 60	127	H	Vanderbilt	98 61
23	H	Kentucky	71 81									138	H	Hampton	61 64
												139	H	Florida	69 62
												149	H	North Carolina	83 77
												169	H	Radford	85 51
												173	A	Tulane	66 56
												177	H	Missouri	73 61
												221	A	Clemson	67 54
												238	A	South Alabama	74 62
												253	H	Southeastern La.	87 50
												299	A	Ole Miss	57 56
												324	H	Mercer	111 56
LAST 10 Division I															
		66 N Georgia	61 68			66 A Georgia	75 76								
		177 H Missouri	73 61			112 H Auburn	68 64								
		21 A Texas A&M	76 63			23 A Kentucky	62 66								
		11 A Mississippi St.	66 64			299 A Ole Miss	57 56								
		139 H Florida	69 62			28 H Arkansas	48 66								

Non-Div I Games:

Alabama

■ Loss, 
 ■ Non-Conf, S Site, 
 ■ Home 
 ■ Away 
 N Neutral

## Alabama A&amp;M

Through Games Of March 8, 2020

Average RPI Win:	302	WON-LOST	WINNING	LAST 10	STRENGTH OF	OPP. STRENGTH	TEAM	ADJ.	CONF.	ADJ CONF.
Average RPI Loss:	182	RECORD	PCT. RANK	GAMES	SCHEDULE	OF SCHEDULE	RPI	RPI	RPI	RPI
DIV. I ONLY	16- 13	143	8-2	345	348	233	233	32	32	
DIV. I NON-CONF.	4- 7	225	0	211	305	209	209	31	31	
TOTALS	RPI 1-25	RPI 26-50	W-L RECORDS	RPI 51-100	RPI 101-150	RPI 150+				
16- 13	0- 0	0- 0	OVERALL	0- 2	0- 4	16- 7				
7- 3	0- 0	0- 0	HOME	0- 0	0- 2	7- 1				
8- 9	0- 0	0- 0	AWAY	0- 2	0- 1	8- 6				
1- 1	0- 0	0- 0	NEUTRAL	0- 0	0- 1	1- 0				
4- 7	0- 0	0- 0	NON-CONFERENCE	0- 2	0- 2	4- 3				
0- 2	0- 0	0- 0	HOME	0- 0	0- 1	0- 1				
4- 4	0- 0	0- 0	AWAY	0- 2	0- 0	4- 2				
0- 1	0- 0	0- 0	NEUTRAL	0- 0	0- 1	0- 0				
12- 6	0- 0	0- 0	CONFERENCE	0- 0	0- 2	12- 4				
7- 1	0- 0	0- 0	HOME	0- 0	0- 1	7- 0				
4- 5	0- 0	0- 0	AWAY	0- 0	0- 1	4- 4				
1- 0	0- 0	0- 0	NEUTRAL	0- 0	0- 0	1- 0				

RPI 1-25			RPI 26-50			RPI 51-100			RPI 101+ Team's RPI: 233		
RPI	S	Opponent	Score	RPI	S	Opponent	Score	RPI	S	Opponent	Score
								59	A	Cincinnati	47 62
								90	A	Nebraska	46 68
								124	H	North Florida	64 73
								132	A	Texas Southern	76 79
								132	H	Texas Southern	58 65
								137	N	North Ala.	65 80
								156	A	Jackson St.	53 67
								156	H	Jackson St.	75 71
								174	H	Austin Peay	61 67
								197	A	Memphis	71 79
								232	A	Southern U.	46 55
								232	H	Southern U.	59 57
								241	A	Denver	86 83
								243	A	San Diego St.	61 53
								284	A	California Baptist	55 60
								302	A	Prairie View	53 60
								302	H	Prairie View	54 44
								316	A	Georgia St.	67 52
								322	A	Alcorn	74 67
								322	H	Alcorn	64 50
								326	A	Alabama St.	56 55
								326	N	Alabama St.	75 48
								329	A	Ark.-Pine Bluff	65 52
								329	H	Ark.-Pine Bluff	74 55
								339	A	Florida A&M	77 53
								344	A	Grambling	59 69
								344	H	Grambling	72 52
								351	A	Mississippi Val.	75 45
LAST 10 Division I											
								156	H	Jackson St.	75 71
								344	H	Grambling	72 52
								302	A	Prairie View	53 60
								132	A	Texas Southern	76 79
								232	H	Southern U.	59 57
								322	H	Alcorn	64 50
								326	A	Alabama St.	56 55
								329	A	Ark.-Pine Bluff	65 52
								329	H	Ark.-Pine Bluff	74 55
								339	A	Florida A&M	77 53
								344	A	Grambling	59 69
								344	H	Grambling	72 52
								351	A	Mississippi Val.	75 45

Non-Div I Games:

Alabama A&amp;M

■ Loss, 
 ■ Non-Conf, 
 ■ S Site, 
 ■ Home 
 ■ A Away 
 N Neutral

RPI	S	Opponent	Score
351	H	Mississippi Val.	68 48

A  
l  
a  
b  
a  
m  
a  
A  
&  
M

A  
l  
a  
b  
a  
m  
a  
A  
&  
M

Alabama A&M

Average RPI Win:	321	WON-LOST	WINNING	LAST 10	STRENGTH OF	OPP. STRENGTH	TEAM	ADJ.	CONF.	ADJ CONF.
Average RPI Loss:	192	RECORD	PCT. RANK	GAMES	SCHEDULE	OF SCHEDULE	RPI	RPI	RPI	RPI
DIV. I ONLY	7- 20	305	4-6	322	331	326	326	32	32	
DIV. I NON-CONF.	1- 8	322	0	101	44	289	289	31	31	
TOTALS	RPI 1-25	RPI 26-50	W-L RECORDS	RPI 51-100	RPI 101-150	RPI 150+				
7- 20	0- 2	0- 0	OVERALL	0- 1	0- 4	7- 13				
3- 9	0- 0	0- 0	HOME	0- 0	0- 2	3- 7				
4- 10	0- 2	0- 0	AWAY	0- 1	0- 2	4- 5				
0- 1	0- 0	0- 0	NEUTRAL	0- 0	0- 0	0- 1				
1- 8	0- 2	0- 0	NON-CONFERENCE	0- 1	0- 2	1- 3				
1- 2	0- 0	0- 0	HOME	0- 0	0- 1	1- 1				
0- 6	0- 2	0- 0	AWAY	0- 1	0- 1	0- 2				
0- 0	0- 0	0- 0	NEUTRAL	0- 0	0- 0	0- 0				
6- 12	0- 0	0- 0	CONFERENCE	0- 0	0- 2	6- 10				
2- 7	0- 0	0- 0	HOME	0- 0	0- 1	2- 6				
4- 4	0- 0	0- 0	AWAY	0- 0	0- 1	4- 3				
0- 1	0- 0	0- 0	NEUTRAL	0- 0	0- 0	0- 1				

RPI 1-25				RPI 26-50				RPI 51-100				RPI 101+ Team's RPI: 326			
RPI	S	Opponent	Score	RPI	S	Opponent	Score	RPI	S	Opponent	Score	RPI	S	Opponent	Score
1	A	South Carolina	43 103					65	A	South Fla.	29 80	132	A	Texas Southern	59 88
22	A	DePaul	76 105									132	H	Texas Southern	54 81
												137	H	North Ala.	60 81
												148	A	Wisconsin	67 85
												151	H	Samford	48 83
												156	A	Jackson St.	62 94
												156	H	Jackson St.	56 76
												221	A	Clemson	43 76
												232	A	Southern U.	47 69
												232	H	Southern U.	51 61
												233	H	Alabama A&M	55 56
												233	N	Alabama A&M	48 75
												247	H	Jacksonville St.	68 63
												299	A	Ole Miss	66 93
												302	A	Prairie View	61 52
												302	H	Prairie View	59 62
												322	A	Alcorn	63 73
												322	H	Alcorn	95 70
												329	A	Ark.-Pine Bluff	68 65
												329	H	Ark.-Pine Bluff	62 73
												344	A	Grambling	73 59
												344	H	Grambling	68 69
												351	A	Mississippi Val.	66 61
												351	H	Mississippi Val.	77 64
LAST 10 Division I															
344	H	Grambling	68 69	232	H	Southern U.	51 61								
156	H	Jackson St.	56 76	233	H	Alabama A&M	55 56								
132	A	Texas Southern	59 88	329	A	Ark.-Pine Bluff	68 65								
302	A	Prairie View	61 52	351	A	Mississippi Val.	66 61								
322	H	Alcorn	95 70	132	H	Texas Southern	54 81								

Non-Div I Games: Mobile 76 66 Paine 84 58

Alabama St.

Loss, Non-Conf, S Site, H Home A Away N Neutral



Albany (NY)

Through Games Of March 8, 2020

Average RPI Win:	281	WON-LOST	WINNING	LAST 10	STRENGTH OF	OPP. STRENGTH	TEAM	ADJ.	CONF.	ADJ CONF.
Average RPI Loss:	195	RECORD	PCT. RANK	GAMES	SCHEDULE	OF SCHEDULE	RPI	RPI	RPI	RPI
DIV. I ONLY	8- 21	298	2-8	284	308	314	314	26	26	
DIV. I NON-CONF.	3- 9	279	0	312	306	323	323	27	27	
TOTALS	RPI 1-25	RPI 26-50	W-L RECORDS	RPI 51-100	RPI 101-150	RPI 150+				
8- 21	0- 0	0- 0	OVERALL	0- 5	1- 1	7- 15				
5- 9	0- 0	0- 0	HOME	0- 1	1- 1	4- 7				
3- 12	0- 0	0- 0	AWAY	0- 4	0- 0	3- 8				
0- 0	0- 0	0- 0	NEUTRAL	0- 0	0- 0	0- 0				
3- 9	0- 0	0- 0	NON-CONFERENCE	0- 2	1- 1	2- 6				
1- 5	0- 0	0- 0	HOME	0- 0	1- 1	0- 4				
2- 4	0- 0	0- 0	AWAY	0- 2	0- 0	2- 2				
0- 0	0- 0	0- 0	NEUTRAL	0- 0	0- 0	0- 0				
5- 12	0- 0	0- 0	CONFERENCE	0- 3	0- 0	5- 9				
4- 4	0- 0	0- 0	HOME	0- 1	0- 0	4- 3				
1- 8	0- 0	0- 0	AWAY	0- 2	0- 0	1- 6				
0- 0	0- 0	0- 0	NEUTRAL	0- 0	0- 0	0- 0				

RPI S	Opponent	Score	RPI S	Opponent	Score	RPI S	Opponent	Score	RPI S	Opponent	Score	Team's RPI: 314
						53	A Marist	52 76	117	H Columbia	82 78	
						73	A Stony Brook	44 53	129	H Boston U.	58 60	
						73	A Stony Brook	49 54	155	A Binghamton	42 58	
						73	H Stony Brook	53 73	155	H Binghamton	56 53	
						100	A Syracuse	53 75	160	A Maine	49 60	
									160	H Maine	44 65	
									163	H Lafayette	47 54	
									192	H Cornell	51 71	
									212	A UMass Lowell	51 53	
									212	H UMass Lowell	75 78	
									265	A New Hampshire	53 56	
									265	H New Hampshire	47 48	
									278	A Siena	46 52	
									293	H Monmouth	41 53	
									297	A UMBC	44 54	
									297	H UMBC	56 51	
									307	A Vermont	36 52	
									307	H Vermont	58 49	
									319	H St. Francis Brooklyn	41 49	
									323	A Bryant	55 68	
									337	A Canisius	70 53	
									345	A Hartford	68 63	
									345	H Hartford	63 40	
									346	A Central Conn. St.	73 63	
LAST 10 Division I												
			73	A Stony Brook	49 54	160	H Maine	44 65				
			73	A Stony Brook	44 53	345	H Hartford	63 40				
			212	H UMass Lowell	75 78	155	A Binghamton	42 58				
			265	A New Hampshire	53 56	307	A Vermont	36 52				
			297	A UMBC	44 54	297	H UMBC	56 51				

Non-Div I Games: FDU-Florham 81 21

Albany (NY)

Loss, Non-Conf, S Site, H Home A Away N Neutral

**A**

l  
c  
o  
r  
n

l  
c  
o  
r  
n

Non-Div I Games:	Tougaloo	85	61	Louisiana Col.	86	50
------------------	----------	----	----	----------------	----	----

RPI	S	Opponent	Score
351	H	Mississippi Val.	63 60

Alcorn

A  
l  
c  
o  
r  
n

A  
l  
c  
o  
r  
n

## American

Through Games Of March 8, 2020

Average RPI Win:	209	WON-LOST	WINNING	LAST 10	STRENGTH OF	OPP. STRENGTH	TEAM	ADJ.	CONF.	ADJ CONF.
Average RPI Loss:	142	RECORD	PCT. RANK	GAMES	SCHEDULE	OF SCHEDULE	RPI	RPI	RPI	RPI
DIV. I ONLY	13- 16	203	5-5	177	158	201	201	16	16	
DIV. I NON-CONF.	4- 6	212	0	174	103	207	207	15	15	
TOTALS	RPI 1-25	RPI 26-50	W-L RECORDS	RPI 51-100	RPI 101-150	RPI 150+				
13- 16	0- 0	0- 2	OVERALL	1- 2	4- 6	8- 6				
9- 5	0- 0	0- 1	HOME	1- 1	3- 2	5- 1				
4- 10	0- 0	0- 1	AWAY	0- 1	1- 3	3- 5				
0- 1	0- 0	0- 0	NEUTRAL	0- 0	0- 1	0- 0				
4- 6	0- 0	0- 0	NON-CONFERENCE	1- 2	1- 1	2- 3				
3- 1	0- 0	0- 0	HOME	1- 1	1- 0	1- 0				
1- 4	0- 0	0- 0	AWAY	0- 1	0- 0	1- 3				
0- 1	0- 0	0- 0	NEUTRAL	0- 0	0- 1	0- 0				
9- 10	0- 0	0- 2	CONFERENCE	0- 0	3- 5	6- 3				
6- 4	0- 0	0- 1	HOME	0- 0	2- 2	4- 1				
3- 6	0- 0	0- 1	AWAY	0- 0	1- 3	2- 2				
0- 0	0- 0	0- 0	NEUTRAL	0- 0	0- 0	0- 0				

RPI S	Opponent	Score	RPI S	Opponent	Score	RPI S	Opponent	Score	RPI S	Opponent	Score	Team's RPI: 201
47	A Bucknell	43 68	47	H Bucknell	57 60	82	H Villanova	76 54	110	N Buffalo	55 73	
						85	A Ohio	69 81	111	A Colgate	62 63	
						93	H Minnesota	53 70	111	H Colgate	63 61	
									121	A Lehigh	64 56	
									121	H Lehigh	63 64	
									126	A Holy Cross	59 72	
									126	H Holy Cross	58 73	
									129	A Boston U.	44 59	
									129	H Boston U.	55 54	
									144	H George Washington	66 53	
									163	A Lafayette	48 55	
									163	H Lafayette	52 67	
									169	A Radford	59 55	
									178	H High Point	56 48	
									193	A Towson	60 63	
									236	A Saint Joseph's	51 72	
									250	A George Mason	55 73	
									274	A Army West Point	67 62	
									274	H Army West Point	73 57	
									279	A Loyola Maryland	47 56	
									279	H Loyola Maryland	63 44	
									320	A Navy	48 40	
									320	H Navy	63 53	
									320	H Navy	57 42	
LAST 10 Division I												
320	H Navy	63 53	320	A Navy	48 40							
320	H Navy	57 42	47	H Bucknell	57 60							
126	H Holy Cross	58 73	279	A Loyola Maryland	47 56							
163	A Lafayette	48 55	274	A Army West Point	67 62							
129	H Boston U.	55 54	163	H Lafayette	52 67							

Non-Div I Games:

American

■ Loss, 
 ■ Non-Conf, 
 ■ S Site, 
 ■ H Home 
 ■ A Away 
 N Neutral

## Appalachian St.

Through Games Of March 8, 2020

Average RPI Win:	276	WON-LOST	WINNING	LAST 10	STRENGTH OF	OPP. STRENGTH	TEAM	ADJ.	CONF.	ADJ CONF.
Average RPI Loss:	142	RECORD	PCT. RANK	GAMES	SCHEDULE	OF SCHEDULE	RPI	RPI	RPI	RPI
DIV. I ONLY	11- 18	248	6-4	126	250	214	214	21	21	
DIV. I NON-CONF.	3- 8	268	0	116	234	223	223	19	19	
TOTALS	RPI 1-25	RPI 26-50	W-L RECORDS	RPI 51-100	RPI 101-150	RPI 150+				
11- 18	0- 1	0- 3	OVERALL	1- 2	0- 4	10- 8				
6- 6	0- 0	0- 1	HOME	0- 1	0- 1	6- 3				
4- 11	0- 1	0- 2	AWAY	1- 1	0- 2	3- 5				
1- 1	0- 0	0- 0	NEUTRAL	0- 0	0- 1	1- 0				
3- 8	0- 1	0- 1	NON-CONFERENCE	0- 1	0- 2	3- 3				
1- 2	0- 0	0- 0	HOME	0- 0	0- 0	1- 2				
1- 5	0- 1	0- 1	AWAY	0- 1	0- 1	1- 1				
1- 1	0- 0	0- 0	NEUTRAL	0- 0	0- 1	1- 0				
8- 10	0- 0	0- 2	CONFERENCE	1- 1	0- 2	7- 5				
5- 4	0- 0	0- 1	HOME	0- 1	0- 1	5- 1				
3- 6	0- 0	0- 1	AWAY	1- 0	0- 1	2- 4				
0- 0	0- 0	0- 0	NEUTRAL	0- 0	0- 0	0- 0				

RPI 1-25				RPI 26-50				RPI 51-100				RPI 101+ Team's RPI: 214			
RPI	S	Opponent	Score	RPI	S	Opponent	Score	RPI	S	Opponent	Score	RPI	S	Opponent	Score
1	A	South Carolina	50 92	34	A	Michigan	35 62	88	A	VCU	38 66	102	A	UT Arlington	44 63
				44	A	Troy	55 84	96	A	Coastal Caro.	83 80	102	H	UT Arlington	60 82
				44	H	Troy	61 81	96	H	Coastal Caro.	53 80	109	N	Bethune-Cookman	44 61
												142	A	UNC Greensboro	47 54
												159	H	Gardner-Webb	56 67
												172	A	Elon	66 67
												190	H	Louisiana	51 57
												208	A	Little Rock	63 68
												238	A	South Alabama	66 81
												238	H	South Alabama	71 59
												244	A	Arkansas St.	58 76
												249	A	Texas St.	59 47
												249	H	Texas St.	73 65
												271	A	Wofford	54 51
												287	H	ETSU	61 67
												288	A	Ga. Southern	70 78
												288	H	Ga. Southern	83 75
												316	A	Georgia St.	64 59
												316	H	Georgia St.	65 37
												324	H	Mercer	77 68
												337	N	Canisius	74 57
												348	H	La.-Monroe	68 49
LAST 10 Division I															
				96	A	Coastal Caro.	83 80	44	H	Troy	61 81				
				348	H	La.-Monroe	68 49	238	H	South Alabama	71 59				
				190	H	Louisiana	51 57	249	A	Texas St.	59 47				
				288	A	Ga. Southern	70 78	102	A	UT Arlington	44 63				
				316	A	Georgia St.	64 59	288	H	Ga. Southern	83 75				

Non-Div I Games:

Appalachian St.

■ Loss, 
 ■ Non-Conf, S Site, 
 ■ Home 
 ■ Away 
 N Neutral

Average RPI Win:	153	WON-LOST	WINNING	LAST 10	STRENGTH OF	OPP. STRENGTH	TEAM	ADJ.	CONF.	ADJ CONF.
Average RPI Loss:	37	RECORD	PCT. RANK	GAMES	SCHEDULE	OF SCHEDULE	RPI	RPI	RPI	RPI
DIV. I ONLY	24- 7	30	6-4	75	30	27	27	1	1	
DIV. I NON-CONF.	11- 0	1	0	331	288	85	85	2	2	
TOTALS	RPI 1-25	RPI 26-50	W-L RECORDS	RPI 51-100	RPI 101-150	RPI 150+				
24- 7	3- 5	3- 0	OVERALL	2- 1	6- 1	10- 0				
13- 3	2- 2	1- 0	HOME	1- 0	2- 1	7- 0				
10- 3	1- 2	2- 0	AWAY	1- 1	3- 0	3- 0				
1- 1	0- 1	0- 0	NEUTRAL	0- 0	1- 0	0- 0				
11- 0	0- 0	1- 0	NON-CONFERENCE	0- 0	0- 0	10- 0				
7- 0	0- 0	0- 0	HOME	0- 0	0- 0	7- 0				
4- 0	0- 0	1- 0	AWAY	0- 0	0- 0	3- 0				
0- 0	0- 0	0- 0	NEUTRAL	0- 0	0- 0	0- 0				
13- 7	3- 5	2- 0	CONFERENCE	2- 1	6- 1	0- 0				
6- 3	2- 2	1- 0	HOME	1- 0	2- 1	0- 0				
6- 3	1- 2	1- 0	AWAY	1- 1	3- 0	0- 0				
1- 1	0- 1	0- 0	NEUTRAL	0- 0	1- 0	0- 0				

RPI	S	Opponent	Score	RPI	S	Opponent	Score	Team's RPI: 27	RPI	S	Opponent	Score	RPI	S	Opponent	Score
2	A	Oregon	52 85	42	A	Arizona St.	58 53		81	A	Southern California	65 57	105	A	Utah	85 69
2	H	Oregon	64 71	42	H	Arizona St.	59 53		81	H	Southern California	73 57	106	A	Washington St.	74 67
2	N	Oregon	70 88	43	A	Texas	83 58		94	A	Colorado	38 50	106	H	Washington St.	72 57
6	H	Stanford	73 72										123	H	California	54 55
13	A	UCLA	58 70										123	N	California	86 73
13	H	UCLA	92 66										141	A	Washington	66 58
20	A	Oregon St.	65 58										141	H	Washington	64 53
20	H	Oregon St.	61 63										154	A	Montana	77 42
													191	H	Santa Clara	65 52
													217	H	North Dakota	74 42
													219	A	UTEP	54 43
													245	H	UC Santa Barbara	61 42
													293	H	Monmouth	86 34
													302	H	Prairie View	83 48
													311	H	UC Riverside	70 27
													334	H	Tennessee St.	77 42
													349	A	Chicago St.	82 50
LAST 10 Division I																
		2 N Oregon	70 88			105 A Utah	85 69									
		123 N California	86 73			106 H Washington St.	72 57									
		123 H California	54 55			141 H Washington	64 53									
		6 H Stanford	73 72			20 A Oregon St.	65 58									
		94 A Colorado	38 50			2 A Oregon	52 85									

Non-Div I Games:

Arizona

Average RPI Win:	141	WON-LOST	WINNING	LAST 10	STRENGTH OF	OPP. STRENGTH	TEAM	ADJ.	CONF.	ADJ CONF.
Average RPI Loss:	43	RECORD	PCT. RANK	GAMES	SCHEDULE	OF SCHEDULE	RPI	RPI	RPI	RPI
DIV. I ONLY	20- 11	81	4-6	31	19	42	42	1	1	
DIV. I NON-CONF.	10- 2	29	0	173	130	54	54	2	2	
TOTALS	RPI 1-25	RPI 26-50	W-L RECORDS	RPI 51-100	RPI 101-150	RPI 150+				
20- 11	2- 5	1- 3	OVERALL	5- 1	5- 2	7- 0				
13- 3	2- 2	0- 1	HOME	3- 0	3- 0	5- 0				
5- 6	0- 3	0- 1	AWAY	2- 1	2- 1	1- 0				
2- 2	0- 0	1- 1	NEUTRAL	0- 0	0- 1	1- 0				
10- 2	0- 0	1- 1	NON-CONFERENCE	2- 1	0- 0	7- 0				
7- 0	0- 0	0- 0	HOME	2- 0	0- 0	5- 0				
1- 1	0- 0	0- 0	AWAY	0- 1	0- 0	1- 0				
2- 1	0- 0	1- 1	NEUTRAL	0- 0	0- 0	1- 0				
10- 9	2- 5	0- 2	CONFERENCE	3- 0	5- 2	0- 0				
6- 3	2- 2	0- 1	HOME	1- 0	3- 0	0- 0				
4- 5	0- 3	0- 1	AWAY	2- 0	2- 1	0- 0				
0- 1	0- 0	0- 0	NEUTRAL	0- 0	0- 1	0- 0				

RPI	S	Opponent	Score	RPI	S	Opponent	Score	Team's RPI: 42	RPI	S	Opponent	Score	RPI	S	Opponent	Score
2	A	Oregon	48 79	27	A	Arizona	53 59		51	H	Creighton	70 55	105	A	Utah	71 75
2	H	Oregon	72 66	27	H	Arizona	53 58		81	A	Southern California	63 54	106	A	Washington St.	65 56
6	H	Stanford	44 55	45	N	Purdue	52 59		81	H	Southern California	76 75	106	H	Washington St.	62 59
13	A	UCLA	66 68	46	N	Middle Tenn.	61 60		91	H	BYU	60 52	123	H	California	77 54
13	H	UCLA	61 70						93	A	Minnesota	66 80	123	N	California	67 71
20	A	Oregon St.	62 64						94	A	Colorado	65 59	141	A	Washington	67 50
20	H	Oregon St.	55 47										141	H	Washington	72 68
													160	N	Maine	57 31
													182	H	Idaho St.	74 69
													229	H	New Mexico	84 47
													270	H	Air Force	87 56
													274	H	Army West Point	83 51
													309	H	Cal Poly	66 41
													313	A	New Mexico St.	70 47
LAST 10 Division I																
123	N	California	67 71	141	H	Washington	72 68									
6	H	Stanford	44 55	106	H	Washington St.	62 59									
123	H	California	77 54	2	A	Oregon	48 79									
105	A	Utah	71 75	20	A	Oregon St.	62 64									
94	A	Colorado	65 59	13	H	UCLA	61 70									

Non-Div I Games:

Arizona St.

## Ark.-Pine Bluff

Through Games Of March 8, 2020

Average RPI Win:	336	WON-LOST	WINNING	LAST 10	STRENGTH OF	OPP. STRENGTH	TEAM	ADJ.	CONF.	ADJ CONF.
Average RPI Loss:	193	RECORD	PCT. RANK	GAMES	SCHEDULE	OF SCHEDULE	RPI	RPI	RPI	RPI
DIV. I ONLY	6- 21	314	3-7	328	339	329	329	32	32	
DIV. I NON-CONF.	0- 9	338	0	133	74	322	322	31	31	
TOTALS	RPI 1-25	RPI 26-50	W-L RECORDS	RPI 51-100	RPI 101-150	RPI 150+				
6- 21	0- 0	0- 1	OVERALL	0- 2	0- 4	6- 14				
3- 6	0- 0	0- 0	HOME	0- 0	0- 1	3- 5				
3- 15	0- 0	0- 1	AWAY	0- 2	0- 3	3- 9				
0- 0	0- 0	0- 0	NEUTRAL	0- 0	0- 0	0- 0				
0- 9	0- 0	0- 1	NON-CONFERENCE	0- 2	0- 2	0- 4				
0- 0	0- 0	0- 0	HOME	0- 0	0- 0	0- 0				
0- 9	0- 0	0- 1	AWAY	0- 2	0- 2	0- 4				
0- 0	0- 0	0- 0	NEUTRAL	0- 0	0- 0	0- 0				
6- 12	0- 0	0- 0	CONFERENCE	0- 0	0- 2	6- 10				
3- 6	0- 0	0- 0	HOME	0- 0	0- 1	3- 5				
3- 6	0- 0	0- 0	AWAY	0- 0	0- 1	3- 5				
0- 0	0- 0	0- 0	NEUTRAL	0- 0	0- 0	0- 0				

RPI 1-25			RPI 26-50			RPI 51-100			RPI 101+ Team's RPI: 329		
RPI	S	Opponent	Score	RPI	S	Opponent	Score	RPI	S	Opponent	Score
				39	A	Iowa St.	40 90	64	A	Tennessee	51 92
								96	A	Coastal Caro.	69 76
								106	A	Washington St.	56 85
								132	A	Texas Southern	77 78
								132	H	Texas Southern	46 77
								134	A	Texas Tech	55 81
								156	A	Jackson St.	47 68
								156	H	Jackson St.	44 56
								168	A	Wichita St.	50 100
								204	A	Illinois	50 65
								216	A	Milwaukee	55 69
								232	A	Southern U.	61 85
								232	H	Southern U.	43 70
								233	A	Alabama A&M	55 74
								233	H	Alabama A&M	52 65
								244	A	Arkansas St.	60 81
								302	A	Prairie View	51 61
								302	H	Prairie View	69 54
								322	A	Alcorn	54 57
								322	H	Alcorn	75 77
								326	A	Alabama St.	73 62
								326	H	Alabama St.	65 68
								344	A	Grambling	82 64
								344	H	Grambling	84 79
								351	A	Mississippi Val.	80 77
								351	H	Mississippi Val.	81 59
LAST 10 Division I											
				351	H	Mississippi Val.	81 59	322	A	Alcorn	54 57
				156	A	Jackson St.	47 68	232	A	Southern U.	61 85
				344	A	Grambling	82 64	326	H	Alabama St.	65 68
				132	H	Texas Southern	46 77	233	H	Alabama A&M	52 65
				302	H	Prairie View	69 54	156	H	Jackson St.	44 56

Non-Div I Games: Philander Smith 66 54

Ark.-Pine Bluff

■ Loss, 
 ■ Non-Conf, 
 ■ S Site, 
 ■ Home 
 ■ A Away 
 N Neutral



## Arkansas

Through Games Of March 8, 2020

Average RPI Win: 140		WON-LOST	WINNING	LAST 10	STRENGTH OF	OPP. STRENGTH	TEAM	ADJ.	CONF.	ADJ CONF.
Average RPI Loss: 45		RECORD	PCT. RANK	GAMES	SCHEDULE	OF SCHEDULE	RPI	RPI	RPI	RPI
DIV. I ONLY		24- 8	40	6-4	48	33	28	28	4	4
DIV. I NON-CONF.		12- 1	10	0	176	142	35	35	5	5
TOTALS		RPI 1-25	RPI 26-50		W-L RECORDS		RPI 51-100	RPI 101-150	RPI 150+	
24- 8	2- 5	2- 0		OVERALL		6- 1	5- 2	9- 0		
15- 3	1- 2	2- 0		HOME		4- 1	1- 0	7- 0		
5- 4	0- 2	0- 0		AWAY		1- 0	2- 2	2- 0		
4- 1	1- 1	0- 0		NEUTRAL		1- 0	2- 0	0- 0		
12- 1	0- 0	1- 0		NON-CONFERENCE		4- 0	1- 1	6- 0		
10- 0	0- 0	1- 0		HOME		3- 0	0- 0	6- 0		
0- 1	0- 0	0- 0		AWAY		0- 0	0- 1	0- 0		
2- 0	0- 0	0- 0		NEUTRAL		1- 0	1- 0	0- 0		
12- 7	2- 5	1- 0		CONFERENCE		2- 1	4- 1	3- 0		
5- 3	1- 2	1- 0		HOME		1- 1	1- 0	1- 0		
5- 3	0- 2	0- 0		AWAY		1- 0	2- 1	2- 0		
2- 1	1- 1	0- 0		NEUTRAL		0- 0	1- 0	0- 0		

RPI	S	Opponent	Score	RPI	S	Opponent	Score	RPI	S	Opponent	Score	RPI	S	Opponent	Score
1	A	South Carolina	82 91	35	H	LSU	75 71	55	H	Belmont	91 60	112	A	Auburn	86 70
1	H	South Carolina	65 86	48	H	UT Martin	96 46	64	H	Tennessee	83 75	112	N	Auburn	90 68
1	N	South Carolina	64 90					66	H	Georgia	55 64	123	A	California	80 84
11	A	Mississippi St.	83 92					72	A	Alabama	66 48	127	A	Vanderbilt	100 66
21	H	Texas A&M	77 84					73	H	Stony Brook	88 58	139	A	Florida	80 83
21	N	Texas A&M	67 66					75	H	Kansas St.	81 72	139	H	Florida	79 57
23	H	Kentucky	103 85					89	N	Fordham	71 59	148	N	Wisconsin	68 64
												170	H	New Orleans	82 52
												177	A	Missouri	85 81
												177	H	Missouri	90 73
												203	H	Oral Roberts	96 64
												208	H	Little Rock	86 53
												260	H	Tulsa	91 41
												299	A	Ole Miss	108 64
												336	H	Northwestern St.	99 39
												347	H	McNeese	101 58
LAST 10 Division I															
1	N	South Carolina	64 90	139	A	Florida	80 83								
21	N	Texas A&M	67 66	64	H	Tennessee	83 75								
112	N	Auburn	90 68	299	A	Ole Miss	108 64								
35	H	LSU	75 71	23	H	Kentucky	103 85								
11	A	Mississippi St.	83 92	1	H	South Carolina	65 86								

Non-Div I Games:

Arkansas

■ Loss, 
 ■ Non-Conf, S Site, 
 ■ Home 
 ■ Away 
 N Neutral

Average RPI Win:	253	WON-LOST	WINNING	LAST 10	STRENGTH OF	OPP. STRENGTH	TEAM	ADJ.	CONF.	ADJ CONF.
Average RPI Loss:	168	RECORD	PCT. RANK	GAMES	SCHEDULE	OF SCHEDULE	RPI	RPI	RPI	RPI
DIV. I ONLY	10- 18	265	3-7	171	259	244	244	21	21	
DIV. I NON-CONF.	2- 8	295	0	103	294	251	251	19	19	
TOTALS	RPI 1-25	RPI 26-50	W-L RECORDS	RPI 51-100	RPI 101-150	RPI 150+				
10- 18	0- 2	0- 2	OVERALL	1- 1	0- 2	9- 11				
7- 4	0- 0	0- 1	HOME	1- 1	0- 1	6- 1				
3- 13	0- 2	0- 1	AWAY	0- 0	0- 1	3- 9				
0- 1	0- 0	0- 0	NEUTRAL	0- 0	0- 0	0- 1				
2- 8	0- 2	0- 0	NON-CONFERENCE	0- 1	0- 0	2- 5				
1- 1	0- 0	0- 0	HOME	0- 1	0- 0	1- 0				
1- 6	0- 2	0- 0	AWAY	0- 0	0- 0	1- 4				
0- 1	0- 0	0- 0	NEUTRAL	0- 0	0- 0	0- 1				
8- 10	0- 0	0- 2	CONFERENCE	1- 0	0- 2	7- 6				
6- 3	0- 0	0- 1	HOME	1- 0	0- 1	5- 1				
2- 7	0- 0	0- 1	AWAY	0- 0	0- 1	2- 5				
0- 0	0- 0	0- 0	NEUTRAL	0- 0	0- 0	0- 0				

RPI 1-25				RPI 26-50				RPI 51-100				RPI 101+ Team's RPI: 244			
RPI	S	Opponent	Score	RPI	S	Opponent	Score	RPI	S	Opponent	Score	RPI	S	Opponent	Score
5	A	Baylor	43 111	44	A	Troy	64 79	87	H	Southeast Mo. St.	67 79	102	A	UT Arlington	44 71
22	A	DePaul	64 109	44	H	Troy	81 91	96	H	Coastal Caro.	63 61	102	H	UT Arlington	62 89
												164	N	N.C. A&T	50 55
												190	A	Louisiana	43 83
												197	A	Memphis	50 78
												208	A	Little Rock	58 67
												208	H	Little Rock	72 54
												214	H	Appalachian St.	76 58
												238	A	South Alabama	71 87
												238	H	South Alabama	86 80
												239	A	Murray St.	62 77
												243	A	San Diego St.	71 62
												249	A	Texas St.	56 53
												249	H	Texas St.	69 83
												260	A	Tulsa	77 79
												264	A	Louisiana Tech	54 67
												288	A	Ga. Southern	67 80
												288	H	Ga. Southern	69 62
												316	A	Georgia St.	56 67
												316	H	Georgia St.	70 68
												329	H	Ark.-Pine Bluff	81 60
												348	A	La.-Monroe	54 53
LAST 10 Division I															
				44	H	Troy	81 91			249	H	Texas St.	69 83		
				238	H	South Alabama	86 80			102	H	UT Arlington	62 89		
				208	H	Little Rock	72 54			288	A	Ga. Southern	67 80		
				44	A	Troy	64 79			316	A	Georgia St.	56 67		
				238	A	South Alabama	71 87			348	A	La.-Monroe	54 53		

Non-Div I Games: Central Baptist 88 63

Arkansas St.

■ Loss, 
 ■ Non-Conf, 
 ■ S Site, 
 ■ Home 
 ■ Away 
 N Neutral

# Army West Point

Through Games Of March 8, 2020

Average RPI Win:	260	WON-LOST	WINNING	LAST 10	STRENGTH OF	OPP. STRENGTH	TEAM	ADJ.	CONF.	ADJ CONF.
Average RPI Loss:	143	RECORD	PCT. RANK	GAMES	SCHEDULE	OF SCHEDULE	RPI	RPI	RPI	RPI
DIV. I ONLY	9- 21	287	4-6	179	194	274	274	16	16	
DIV. I NON-CONF.	4- 7	225	0	184	275	236	236	15	15	
TOTALS	RPI 1-25	RPI 26-50	W-L RECORDS	RPI 51-100	RPI 101-150	RPI 150+				
9- 21	0- 1	0- 3	OVERALL	0- 1	2- 8	7- 8				
6- 8	0- 1	0- 1	HOME	0- 0	2- 4	4- 2				
3- 13	0- 0	0- 2	AWAY	0- 1	0- 4	3- 6				
0- 0	0- 0	0- 0	NEUTRAL	0- 0	0- 0	0- 0				
4- 7	0- 1	0- 1	NON-CONFERENCE	0- 1	0- 2	4- 2				
2- 3	0- 1	0- 0	HOME	0- 0	0- 2	2- 0				
2- 4	0- 0	0- 1	AWAY	0- 1	0- 0	2- 2				
0- 0	0- 0	0- 0	NEUTRAL	0- 0	0- 0	0- 0				
5- 14	0- 0	0- 2	CONFERENCE	0- 0	2- 6	3- 6				
4- 5	0- 0	0- 1	HOME	0- 0	2- 2	2- 2				
1- 9	0- 0	0- 1	AWAY	0- 0	0- 4	1- 4				
0- 0	0- 0	0- 0	NEUTRAL	0- 0	0- 0	0- 0				

RPI S	Opponent	Score	RPI S	Opponent	Score	RPI S	Opponent	Score	RPI S	Opponent	Score	Team's RPI: 274
19	H TCU	52 66	42	A Arizona St.	51 83	57	A St. John's (NY)	60 96	104	H William & Mary	65 77	
			47	A Bucknell	46 77				111	A Colgate	93 100	
			47	H Bucknell	52 63				111	H Colgate	81 67	
									117	H Columbia	62 71	
									121	A Lehigh	72 89	
									121	H Lehigh	65 94	
									126	A Holy Cross	61 64	
									126	H Holy Cross	61 48	
									129	A Boston U.	56 62	
									129	H Boston U.	66 72	
									163	A Lafayette	58 67	
									163	H Lafayette	52 57	
									188	A Manhattan	56 86	
									201	A American	57 73	
									201	H American	62 67	
									270	A Air Force	68 66	
									279	A Loyola Maryland	59 68	
									279	A Loyola Maryland	72 65	
									279	H Loyola Maryland	75 55	
									303	A Fairleigh Dickinson	70 68	
									319	A St. Francis Brooklyn	64 70	
									320	A Navy	45 57	
									320	H Navy	62 52	
									323	H Bryant	81 75	
									333	H LIU Brooklyn	67 60	
LAST 10 Division I												
279	A	Loyola Maryland	72	65	279	H	Loyola Maryland	75	55			
129	A	Boston U.	56	62	121	A	Lehigh	72	89			
111	H	Colgate	81	67	163	A	Lafayette	58	67			
126	A	Holy Cross	61	64	201	H	American	62	67			
320	H	Navy	62	52	121	H	Lehigh	65	94			

Non-Div I Games:

Army West Point

Loss, Non-Conf, S Site, H Home A Away N Neutral

Average RPI Win:	173	WON-LOST	WINNING	LAST 10	STRENGTH OF	OPP. STRENGTH	TEAM	ADJ.	CONF.	ADJ CONF.
Average RPI Loss:	49	RECORD	PCT. RANK	GAMES	SCHEDULE	OF SCHEDULE	RPI	RPI	RPI	RPI
DIV. I ONLY	11- 18	248	4-6	12	38	112	112	4	4	
DIV. I NON-CONF.	6- 5	151	0	17	116	70	70	5	5	
TOTALS	RPI 1-25	RPI 26-50	W-L RECORDS	RPI 51-100	RPI 101-150	RPI 150+				
11- 18	0- 7	2- 4	OVERALL	0- 4	3- 3	6- 0				
7- 6	0- 1	1- 2	HOME	0- 2	2- 1	4- 0				
2- 9	0- 5	0- 0	AWAY	0- 2	0- 2	2- 0				
2- 3	0- 1	1- 2	NEUTRAL	0- 0	1- 0	0- 0				
6- 5	0- 2	1- 2	NON-CONFERENCE	0- 0	1- 1	4- 0				
4- 1	0- 0	0- 1	HOME	0- 0	1- 0	3- 0				
1- 2	0- 1	0- 0	AWAY	0- 0	0- 1	1- 0				
1- 2	0- 1	1- 1	NEUTRAL	0- 0	0- 0	0- 0				
5- 13	0- 5	1- 2	CONFERENCE	0- 4	2- 2	2- 0				
3- 5	0- 1	1- 1	HOME	0- 2	1- 1	1- 0				
1- 7	0- 4	0- 0	AWAY	0- 2	0- 1	1- 0				
1- 1	0- 0	0- 1	NEUTRAL	0- 0	1- 0	0- 0				

RPI S	Opponent	Score	RPI S	Opponent	Score	RPI S	Opponent	Score	RPI S	Opponent	Score	Team's RPI: 112
1	A South Carolina	53 79	28	H Arkansas	70 86	64	H Tennessee	55 56	101	A UAB	75 80	
11	A Mississippi St.	73 78	28	N Arkansas	68 90	66	A Georgia	50 61	109	H Bethune-Cookman	74 56	
11	H Mississippi St.	85 92	33	H Old Dominion	77 89	72	A Alabama	64 68	127	A Vanderbilt	55 77	
19	A TCU	65 80	35	H LSU	65 60	72	H Alabama	48 75	127	H Vanderbilt	70 62	
21	A Texas A&M	54 84	38	N Dayton	76 74				127	N Vanderbilt	77 67	
23	A Kentucky	61 68	46	N Middle Tenn.	50 73				139	H Florida	63 83	
25	N Drake	82 83							177	A Missouri	95 82	
									236	H Saint Joseph's	66 62	
									238	A South Alabama	82 62	
									247	H Jacksonville St.	62 53	
									271	H Wofford	84 82	
									299	H Ole Miss	59 43	
LAST 10 Division I												
28	N Arkansas	68 90	11	H Mississippi St.	85 92							
127	N Vanderbilt	77 67	35	H LSU	65 60							
64	H Tennessee	55 56	1	A South Carolina	53 79							
177	A Missouri	95 82	72	A Alabama	64 68							
21	A Texas A&M	54 84	127	H Vanderbilt	70 62							

Non-Div I Games:

Auburn

■ Loss, 
■ Non-Conf, 
■ S Site, 
■ Home 
■ A Away 
N Neutral



BYU		WON-LOST		WINNING		LAST 10		STRENGTH OF		OPP. STRENGTH		TEAM		ADJ.		CONF.		ADJ CONF.	
Average RPI Win: 190		RECORD		PCT. RANK		GAMES		SCHEDULE		OF SCHEDULE		RPI		RPI		RPI		RPI	
Average RPI Loss: 91																			
DIV. I ONLY		17- 11		110		6-4		100		94		91		91		11		11	
DIV. I NON-CONF.		4- 5		195		0		97		26		136		136		11		11	
TOTALS		RPI 1-25		RPI 26-50		W-L RECORDS		RPI 51-100		RPI 101-150		RPI 150+							
17- 11		0- 3		0- 1		OVERALL		1- 1		5- 4		11- 2							
9- 3		0- 1		0- 0		HOME		0- 0		2- 2		7- 0							
7- 6		0- 1		0- 1		AWAY		1- 1		2- 2		4- 1							
1- 2		0- 1		0- 0		NEUTRAL		0- 0		1- 0		0- 1							
4- 5		0- 1		0- 1		NON-CONFERENCE		1- 1		1- 2		2- 0							
2- 1		0- 0		0- 0		HOME		0- 0		0- 1		2- 0							
1- 3		0- 0		0- 1		AWAY		1- 1		0- 1		0- 0							
1- 1		0- 1		0- 0		NEUTRAL		0- 0		1- 0		0- 0							
13- 6		0- 2		0- 0		CONFERENCE		0- 0		4- 2		9- 2							
7- 2		0- 1		0- 0		HOME		0- 0		2- 1		5- 0							
6- 3		0- 1		0- 0		AWAY		0- 0		2- 1		4- 1							
0- 1		0- 0		0- 0		NEUTRAL		0- 0		0- 0		0- 1							

RPI 1-25				RPI 26-50				RPI 51-100 Team's RPI: 91				RPI 101+			
RPI	S	Opponent	Score	RPI	S	Opponent	Score	RPI	S	Opponent	Score	RPI	S	Opponent	Score
9	A	Gonzaga	44 59	42	A	Arizona St.	52 60	69	A	Fresno St.	71 65	105	H	Utah	73 77
9	H	Gonzaga	43 55					80	A	Boise St.	55 66	106	A	Washington St.	50 67
20	N	Oregon St.	34 65									113	A	San Diego	45 51
												113	H	San Diego	52 36
												128	A	Portland	66 54
												128	H	Portland	48 57
												136	A	Pacific	76 66
												136	H	Pacific	65 54
												146	N	San Jose St.	75 56
												175	A	Pepperdine	65 47
												175	H	Pepperdine	66 64
												175	N	Pepperdine	51 62
												191	A	Santa Clara	60 51
												191	H	Santa Clara	71 48
												199	A	Saint Mary's (CA)	65 55
												199	H	Saint Mary's (CA)	60 39
												213	A	San Francisco	58 60
												213	H	San Francisco	57 44
												280	H	Utah St.	67 50
												289	H	Utah Valley	71 57
												294	A	LMU (CA)	59 44
												294	H	LMU (CA)	57 42
LAST 10 Division I															
				175	N	Pepperdine	51 62			136	H	Pacific	65 54		
				294	H	LMU (CA)	57 42			199	H	Saint Mary's (CA)	60 39		
				175	H	Pepperdine	66 64			113	A	San Diego	45 51		
				213	A	San Francisco	58 60			9	A	Gonzaga	44 59		
				191	A	Santa Clara	60 51			128	A	Portland	66 54		

Non-Div I Games: Tex. A&M-Kingsville90 38

BYU

Loss, Non-Conf, S Site, H Home A Away N Neutral

Average RPI Win:	176	WON-LOST	WINNING	LAST 10	STRENGTH OF	OPP. STRENGTH	TEAM	ADJ.	CONF.	ADJ CONF.
Average RPI Loss:	96	RECORD	PCT. RANK	GAMES	SCHEDULE	OF SCHEDULE	RPI	RPI	RPI	RPI
DIV. I ONLY	20- 9	65	8-2	127	99	58	58	10	10	
DIV. I NON-CONF.	7- 4	100	0	229	104	122	122	10	10	
TOTALS	RPI 1-25	RPI 26-50	W-L RECORDS	RPI 51-100	RPI 101-150	RPI 150+				
20- 9	1- 1	0- 1	OVERALL	2- 4	5- 1	12- 2				
11- 1	1- 0	0- 1	HOME	2- 0	2- 0	6- 0				
6- 7	0- 1	0- 0	AWAY	0- 4	2- 0	4- 2				
3- 1	0- 0	0- 0	NEUTRAL	0- 0	1- 1	2- 0				
7- 4	0- 0	0- 1	NON-CONFERENCE	1- 2	1- 1	5- 0				
2- 1	0- 0	0- 1	HOME	1- 0	0- 0	1- 0				
2- 2	0- 0	0- 0	AWAY	0- 2	0- 0	2- 0				
3- 1	0- 0	0- 0	NEUTRAL	0- 0	1- 1	2- 0				
13- 5	1- 1	0- 0	CONFERENCE	1- 2	4- 0	7- 2				
9- 0	1- 0	0- 0	HOME	1- 0	2- 0	5- 0				
4- 5	0- 1	0- 0	AWAY	0- 2	2- 0	2- 2				
0- 0	0- 0	0- 0	NEUTRAL	0- 0	0- 0	0- 0				

RPI 1-25				RPI 26-50				RPI 51-100				Team's RPI: 58	RPI 101+			
RPI	S	Opponent	Score	RPI	S	Opponent	Score	RPI	S	Opponent	Score		RPI	S	Opponent	Score
18	A	Central Mich.	39 66	29	H	Western Ky.	86 91	59	A	Cincinnati	56 63		110	A	Buffalo	69 58
18	H	Central Mich.	67 62					78	A	IUPUI	48 65		110	H	Buffalo	69 65
								85	A	Ohio	71 79		121	N	Lehigh	54 52
								97	A	Kent St.	68 69		143	A	Western Mich.	64 63
								97	H	Kent St.	66 62		143	H	Western Mich.	68 65
								98	H	Butler	74 70		148	N	Wisconsin	56 67
													165	H	Akron	60 52
													171	A	Northern Ill.	62 70
													171	H	Northern Ill.	97 89
													181	A	Eastern Mich.	58 61
													181	H	Eastern Mich.	59 54
													185	A	Toledo	60 58
													185	H	Toledo	66 60
													187	N	Providence	52 51
													225	H	Miami (OH)	80 63
													229	A	New Mexico	70 57
													252	A	Bowling Green	86 80
													268	H	Xavier	70 49
													294	N	LMU (CA)	77 72
													340	A	Purdue Fort Wayne	83 52
LAST 10 Division I																
143	A	Western Mich.	64 63	171	H	Northern Ill.	97 89									
171	A	Northern Ill.	62 70	110	A	Buffalo	69 58									
18	H	Central Mich.	67 62	185	A	Toledo	60 58									
185	H	Toledo	66 60	165	H	Akron	60 52									
181	A	Eastern Mich.	58 61	143	H	Western Mich.	68 65									

Non-Div I Games: Urbana 84 49

Ball St.

■ Loss, 
 ■ Non-Conf, S Site, 
 ■ Home 
 ■ Away 
 N Neutral

Average RPI Win:	117	WON-LOST	WINNING	LAST 10	STRENGTH OF	OPP. STRENGTH	TEAM	ADJ.	CONF.	ADJ CONF.
Average RPI Loss:	20	RECORD	PCT. RANK	GAMES	SCHEDULE	OF SCHEDULE	RPI	RPI	RPI	RPI
DIV. I ONLY	28- 2	4	9-1	50	4	5	5	3	3	
DIV. I NON-CONF.	11- 1	13	0	185	9	38	38	3	3	
TOTALS	RPI 1-25	RPI 26-50	W-L RECORDS	RPI 51-100	RPI 101-150	RPI 150+				
28- 2	4- 1	3- 1	OVERALL	10- 0	5- 0	6- 0				
17- 0	1- 0	2- 0	HOME	6- 0	2- 0	6- 0				
9- 1	2- 0	1- 1	AWAY	4- 0	2- 0	0- 0				
2- 1	1- 1	0- 0	NEUTRAL	0- 0	1- 0	0- 0				
11- 1	2- 1	0- 0	NON-CONFERENCE	2- 0	1- 0	6- 0				
8- 0	0- 0	0- 0	HOME	2- 0	0- 0	6- 0				
1- 0	1- 0	0- 0	AWAY	0- 0	0- 0	0- 0				
2- 1	1- 1	0- 0	NEUTRAL	0- 0	1- 0	0- 0				
17- 1	2- 0	3- 1	CONFERENCE	8- 0	4- 0	0- 0				
9- 0	1- 0	2- 0	HOME	4- 0	2- 0	0- 0				
8- 1	1- 0	1- 1	AWAY	4- 0	2- 0	0- 0				
0- 0	0- 0	0- 0	NEUTRAL	0- 0	0- 0	0- 0				

RPI	S	Opponent	Score	RPI	S	Opponent	Score	RPI	S	Opponent	Score	RPI	S	Opponent	Score
1	N	South Carolina	59 74	39	A	Iowa St.	56 57	65	H	South Fla.	58 46	106	N	Washington St.	89 66
4	A	UConn	74 58	39	H	Iowa St.	83 62	66	H	Georgia	72 38	131	A	Kansas	90 47
14	N	Indiana	77 62	43	A	Texas	64 44	68	A	Oklahoma St.	69 42	131	H	Kansas	97 44
19	A	TCU	66 57	43	H	Texas	69 53	68	H	Oklahoma St.	94 48	134	A	Texas Tech	77 62
19	H	TCU	81 62					70	A	West Virginia	64 39	134	H	Texas Tech	87 79
								70	H	West Virginia	91 51	244	H	Arkansas St.	111 43
								75	A	Kansas St.	54 40	265	H	New Hampshire	97 29
								75	H	Kansas St.	83 58	266	H	Lamar University	90 28
								92	A	Oklahoma	77 56	283	H	Morehead St.	94 47
								92	H	Oklahoma	101 69	315	H	Houston Baptist	112 42
												344	H	Grambling	120 46
LAST 10 Division I															
39	A	Iowa St.	56 57	134	A	Texas Tech	77 62								
43	H	Texas	69 53	68	A	Oklahoma St.	69 42								
75	H	Kansas St.	83 58	19	H	TCU	81 62								
70	A	West Virginia	64 39	75	A	Kansas St.	54 40								
92	H	Oklahoma	101 69	131	H	Kansas	97 44								

Non-Div I Games:

Baylor



# Belmont

Through Games Of March 8, 2020

Average RPI Win:	219	WON-LOST	WINNING	LAST 10	STRENGTH OF	OPP. STRENGTH	TEAM	ADJ.	CONF.	ADJ CONF.
Average RPI Loss:	77	RECORD	PCT. RANK	GAMES	SCHEDULE	OF SCHEDULE	RPI	RPI	RPI	RPI
DIV. I ONLY	22- 9	54	9-1	109	182	55	55	20	20	
DIV. I NON-CONF.	5- 6	187	0	16	7	73	73	23	23	
TOTALS	RPI 1-25	RPI 26-50	W-L RECORDS	RPI 51-100	RPI 101-150	RPI 150+				
22- 9	0- 2	2- 4	OVERALL	1- 1	0- 0	19- 2				
13- 0	0- 0	2- 0	HOME	0- 0	0- 0	11- 0				
8- 6	0- 1	0- 3	AWAY	1- 0	0- 0	7- 2				
1- 3	0- 1	0- 1	NEUTRAL	0- 1	0- 0	1- 0				
5- 6	0- 2	2- 3	NON-CONFERENCE	0- 0	0- 0	3- 1				
4- 0	0- 0	2- 0	HOME	0- 0	0- 0	2- 0				
1- 4	0- 1	0- 2	AWAY	0- 0	0- 0	1- 1				
0- 2	0- 1	0- 1	NEUTRAL	0- 0	0- 0	0- 0				
17- 3	0- 0	0- 1	CONFERENCE	1- 1	0- 0	16- 1				
9- 0	0- 0	0- 0	HOME	0- 0	0- 0	9- 0				
7- 2	0- 0	0- 1	AWAY	1- 0	0- 0	6- 1				
1- 1	0- 0	0- 0	NEUTRAL	0- 1	0- 0	1- 0				

RPI 1-25				RPI 26-50				RPI 51-100 Team's RPI: 55				RPI 101+			
RPI	S	Opponent	Score	RPI	S	Opponent	Score	RPI	S	Opponent	Score	RPI	S	Opponent	Score
3	N	Maryland	26 90	28	A	Arkansas	60 91	87	A	Southeast Mo. St.	57 45	174	A	Austin Peay	53 52
24	A	Marquette	51 53	29	A	Western Ky.	46 77	87	N	Southeast Mo. St.	99 114	174	H	Austin Peay	69 46
				36	H	UCF	72 37					174	N	Austin Peay	76 73
				40	N	Virginia Tech	58 60					178	H	Northern Ky.	62 45
				46	H	Middle Tenn.	68 57					185	A	Toledo	48 53
				48	A	UT Martin	57 74					198	H	Eastern Ill.	69 45
												206	A	Tennessee Tech	59 47
												206	H	Tennessee Tech	68 52
												207	H	Chattanooga	63 50
												239	A	Murray St.	86 56
												239	H	Murray St.	70 53
												246	A	Lipscomb	69 68
												247	A	Jacksonville St.	41 60
												247	H	Jacksonville St.	61 49
												283	A	Morehead St.	63 56
												283	H	Morehead St.	71 62
												290	A	Eastern Ky.	85 46
												290	H	Eastern Ky.	68 48
												334	A	Tennessee St.	84 51
												334	H	Tennessee St.	70 58
												338	H	SIUE	69 48
LAST 10 Division I															
				87	N	Southeast Mo. St.	99 114	283	A	Morehead St.	63 56				
				174	N	Austin Peay	76 73	247	H	Jacksonville St.	61 49				
				334	A	Tennessee St.	84 51	334	H	Tennessee St.	70 58				
				206	H	Tennessee Tech	68 52	174	H	Austin Peay	69 46				
				290	A	Eastern Ky.	85 46	239	H	Murray St.	70 53				

Non-Div I Games:

Belmont

Loss, Non-Conf, S Site, H Home A Away N Neutral

## Bethune-Cookman

Through Games Of March 8, 2020

Average RPI Win:	270	WON-LOST	WINNING	LAST 10	STRENGTH OF	OPP. STRENGTH	TEAM	ADJ.	CONF.	ADJ CONF.
Average RPI Loss:	81	RECORD	PCT. RANK	GAMES	SCHEDULE	OF SCHEDULE	RPI	RPI	RPI	RPI
DIV. I ONLY	21- 5	24	10-0	323	301	109	109	29	29	
DIV. I NON-CONF.	6- 4	123	0	246	101	139	139	29	29	
TOTALS	RPI 1-25	RPI 26-50	W-L RECORDS	RPI 51-100	RPI 101-150	RPI 150+				
21- 5	0- 1	0- 1	OVERALL	0- 1	0- 1	21- 1				
9- 2	0- 1	0- 1	HOME	0- 0	0- 0	9- 0				
11- 3	0- 0	0- 0	AWAY	0- 1	0- 1	11- 1				
1- 0	0- 0	0- 0	NEUTRAL	0- 0	0- 0	1- 0				
6- 4	0- 1	0- 1	NON-CONFERENCE	0- 1	0- 1	6- 0				
1- 2	0- 1	0- 1	HOME	0- 0	0- 0	1- 0				
4- 2	0- 0	0- 0	AWAY	0- 1	0- 1	4- 0				
1- 0	0- 0	0- 0	NEUTRAL	0- 0	0- 0	1- 0				
15- 1	0- 0	0- 0	CONFERENCE	0- 0	0- 0	15- 1				
8- 0	0- 0	0- 0	HOME	0- 0	0- 0	8- 0				
7- 1	0- 0	0- 0	AWAY	0- 0	0- 0	7- 1				
0- 0	0- 0	0- 0	NEUTRAL	0- 0	0- 0	0- 0				

RPI 1-25				RPI 26-50				RPI 51-100				RPI 101+ Team's RPI: 109			
RPI	S	Opponent	Score	RPI	S	Opponent	Score	RPI	S	Opponent	Score	RPI	S	Opponent	Score
18	H	Central Mich.	67 92	44	H	Troy	62 68	72	A	Alabama	49 60	112	A	Auburn	56 74
												158	A	Norfolk St.	51 61
												158	H	Norfolk St.	68 62
												161	A	Jacksonville	53 52
												164	A	N.C. A&T	69 58
												164	H	N.C. A&T	70 50
												214	N	Appalachian St.	61 44
												224	A	Stetson	59 55
												231	H	Morgan St.	74 65
												263	A	Howard	75 59
												263	H	Howard	88 59
												277	A	Delaware St.	66 55
												288	H	Ga. Southern	75 57
												294	A	N.C. Central	70 55
												294	H	N.C. Central	73 52
												310	A	FIU	65 60
												318	A	UMES	62 53
												335	H	Coppin St.	82 51
												339	A	Florida A&M	78 57
												339	H	Florida A&M	66 64
												343	A	Charleston So.	81 41
												350	A	South Carolina St.	66 55
												350	H	South Carolina St.	86 70
LAST 10 Division I															
339	H	Florida A&M	66 64	318	A	UMES	62 53								
294	A	N.C. Central	70 55	263	H	Howard	88 59								
158	H	Norfolk St.	68 62	164	H	N.C. A&T	70 50								
350	H	South Carolina St.	86 70	339	A	Florida A&M	78 57								
277	A	Delaware St.	66 55	350	A	South Carolina St.	66 55								

Non-Div I Games: Edward Waters 79 46 Palm Beach Atl. 68 45

Bethune-Cookman

Loss, Non-Conf, S Site, H Home A Away N Neutral

Binghamton

Through Games Of March 8, 2020

Average RPI Win:	273	WON-LOST	WINNING	LAST 10	STRENGTH OF	OPP. STRENGTH	TEAM	ADJ.	CONF.	ADJ CONF.
Average RPI Loss:	167	RECORD	PCT. RANK	GAMES	SCHEDULE	OF SCHEDULE	RPI	RPI	RPI	RPI
DIV. I ONLY	21- 9	61	7-3	340	288	155	155	26	26	
DIV. I NON-CONF.	10- 2	29	0	332	286	132	132	27	27	
TOTALS	RPI 1-25	RPI 26-50	W-L RECORDS	RPI 51-100	RPI 101-150	RPI 150+				
21- 9	0- 0	0- 0	OVERALL	0- 3	0- 1	21- 5				
12- 2	0- 0	0- 0	HOME	0- 1	0- 0	12- 1				
8- 6	0- 0	0- 0	AWAY	0- 2	0- 1	8- 3				
1- 1	0- 0	0- 0	NEUTRAL	0- 0	0- 0	1- 1				
10- 2	0- 0	0- 0	NON-CONFERENCE	0- 0	0- 1	10- 1				
5- 0	0- 0	0- 0	HOME	0- 0	0- 0	5- 0				
4- 1	0- 0	0- 0	AWAY	0- 0	0- 1	4- 0				
1- 1	0- 0	0- 0	NEUTRAL	0- 0	0- 0	1- 1				
11- 7	0- 0	0- 0	CONFERENCE	0- 3	0- 0	11- 4				
7- 2	0- 0	0- 0	HOME	0- 1	0- 0	7- 1				
4- 5	0- 0	0- 0	AWAY	0- 2	0- 0	4- 3				
0- 0	0- 0	0- 0	NEUTRAL	0- 0	0- 0	0- 0				

RPI S	Opponent	Score	RPI S	Opponent	Score	RPI S	Opponent	Score	RPI S	Opponent	Score	Team's RPI: 155
						73	A Stony Brook	54 58	120	A Miami (FL)	56 79	
						73	A Stony Brook	42 57	160	A Maine	65 75	
						73	H Stony Brook	60 67	160	H Maine	73 63	
									163	H Lafayette	74 64	
									174	N Austin Peay	63 80	
									181	H Eastern Mich.	78 67	
									192	A Cornell	59 56	
									212	A UMass Lowell	62 58	
									212	H UMass Lowell	56 66	
									265	A New Hampshire	63 53	
									265	H New Hampshire	66 64	
									265	H New Hampshire	51 42	
									277	A Delaware St.	75 66	
									278	A Siena	89 62	
									291	H Niagara	74 55	
									296	H St. Bonaventure	78 67	
									297	A UMBC	61 43	
									297	H UMBC	66 58	
									303	A Fairleigh Dickinson	60 48	
									307	A Vermont	62 65	
									307	H Vermont	76 53	
									314	A Albany (NY)	53 56	
									314	H Albany (NY)	58 42	
									331	H NJIT	75 40	
									344	N Grambling	88 67	
									345	A Hartford	78 65	

LAST 10 Division I

73	A	Stony Brook	42	57	212	A	UMass Lowell	62	58
265	H	New Hampshire	51	42	307	H	Vermont	76	53
265	H	New Hampshire	66	64	73	A	Stony Brook	54	58
297	H	UMBC	66	58	160	A	Maine	65	75
345	A	Hartford	78	65	314	H	Albany (NY)	58	42

Non-Div I Games: Bloomsburg 70 45

Binghamton

Loss, Non-Conf, S Site, H Home A Away N Neutral

RPI	S	Opponent	Score
345	H	Hartford	80 44

Binghamton

Average RPI Win:	214	WON-LOST	WINNING	LAST 10	STRENGTH OF	OPP. STRENGTH	TEAM	ADJ.	CONF.	ADJ CONF.
Average RPI Loss:	113	RECORD	PCT. RANK	GAMES	SCHEDULE	OF SCHEDULE	RPI	RPI	RPI	RPI
DIV. I ONLY	22- 9	54	9-1	135	155	80	80	17	17	
DIV. I NON-CONF.	6- 4	123	0	73	24	83	83	20	20	
TOTALS	RPI 1-25	RPI 26-50	W-L RECORDS	RPI 51-100	RPI 101-150	RPI 150+				
22- 9	0- 3	0- 0	OVERALL	2- 1	2- 2	18- 3				
11- 4	0- 1	0- 0	HOME	1- 1	1- 1	9- 1				
8- 5	0- 2	0- 0	AWAY	0- 0	1- 1	7- 2				
3- 0	0- 0	0- 0	NEUTRAL	1- 0	0- 0	2- 0				
6- 4	0- 3	0- 0	NON-CONFERENCE	1- 0	1- 1	4- 0				
4- 2	0- 1	0- 0	HOME	1- 0	0- 1	3- 0				
2- 2	0- 2	0- 0	AWAY	0- 0	1- 0	1- 0				
0- 0	0- 0	0- 0	NEUTRAL	0- 0	0- 0	0- 0				
16- 5	0- 0	0- 0	CONFERENCE	1- 1	1- 1	14- 3				
7- 2	0- 0	0- 0	HOME	0- 1	1- 0	6- 1				
6- 3	0- 0	0- 0	AWAY	0- 0	0- 1	6- 2				
3- 0	0- 0	0- 0	NEUTRAL	1- 0	0- 0	2- 0				

RPI 1-25				RPI 26-50				RPI 51-100 Team's RPI: 80				RPI 101+			
RPI	S	Opponent	Score	RPI	S	Opponent	Score	RPI	S	Opponent	Score	RPI	S	Opponent	Score
7	A	Louisville	82 98					69	H	Fresno St.	80 85	101	A	UAB	83 81
8	H	Missouri St.	69 72					69	N	Fresno St.	80 76	106	H	Washington St.	68 80
19	A	TCU	65 77					91	H	BYU	66 55	146	A	San Jose St.	61 74
												146	H	San Jose St.	85 67
												162	A	Wyoming	68 73
												162	H	Wyoming	67 48
												162	N	Wyoming	79 71
												175	H	Pepperdine	76 74
												194	H	Portland St.	82 57
												218	A	UNLV	65 66
												218	H	UNLV	81 52
												229	A	New Mexico	95 76
												229	H	New Mexico	83 82
												234	A	Nevada	83 72
												234	H	Nevada	54 40
												243	A	San Diego St.	69 67
												243	H	San Diego St.	86 72
												270	A	Air Force	74 69
												270	H	Air Force	70 61
												270	N	Air Force	73 50
												280	A	Utah St.	65 59
												280	H	Utah St.	56 58
												289	H	Utah Valley	77 69
												292	A	Colorado St.	72 69
												312	A	Eastern Wash.	63 61
LAST 10 Division I															
				69	N	Fresno St.	80 76	146	H	San Jose St.	85 67				
				162	N	Wyoming	79 71	243	A	San Diego St.	69 67				
				270	N	Air Force	73 50	270	A	Air Force	74 69				
				218	H	UNLV	81 52	280	H	Utah St.	56 58				
				229	A	New Mexico	95 76	162	H	Wyoming	67 48				

Non-Div I Games: Lewis-Clark St. 88 34 Western Ore. 75 32

Boise St.

Loss, Non-Conf, S Site, H Home A Away N Neutral

Average RPI Win:	164	WON-LOST	WINNING	LAST 10	STRENGTH OF	OPP. STRENGTH	TEAM	ADJ.	CONF.	ADJ CONF.
Average RPI Loss:	56	RECORD	PCT. RANK	GAMES	SCHEDULE	OF SCHEDULE	RPI	RPI	RPI	RPI
DIV. I ONLY	20- 12	97	8-2	73	56	62	62	5	5	
DIV. I NON-CONF.	7- 4	100	0	109	168	84	84	4	4	
TOTALS	RPI 1-25	RPI 26-50	W-L RECORDS	RPI 51-100	RPI 101-150	RPI 150+				
20- 12	0- 5	2- 2	OVERALL	3- 3	6- 1	9- 1				
10- 4	0- 2	0- 0	HOME	1- 2	4- 0	5- 0				
7- 6	0- 2	1- 2	AWAY	2- 0	2- 1	2- 1				
3- 2	0- 1	1- 0	NEUTRAL	0- 1	0- 0	2- 0				
7- 4	0- 1	0- 0	NON-CONFERENCE	1- 1	1- 1	5- 1				
5- 0	0- 0	0- 0	HOME	1- 0	0- 0	4- 0				
1- 3	0- 1	0- 0	AWAY	0- 0	1- 1	0- 1				
1- 1	0- 0	0- 0	NEUTRAL	0- 1	0- 0	1- 0				
13- 8	0- 4	2- 2	CONFERENCE	2- 2	5- 0	4- 0				
5- 4	0- 2	0- 0	HOME	0- 2	4- 0	1- 0				
6- 3	0- 1	1- 2	AWAY	2- 0	1- 0	2- 0				
2- 1	0- 1	1- 0	NEUTRAL	0- 0	0- 0	1- 0				






















































RPI 1-25				RPI 26-50				RPI 51-100 Team's RPI: 62				RPI 101+			
RPI	S	Opponent	Score	RPI	S	Opponent	Score	RPI	S	Opponent	Score	RPI	S	Opponent	Score
7	A	Louisville	48 68	26	A	Duke	73 85	60	N	Charlotte	68 84	115	H	Wake Forest	67 54
7	H	Louisville	70 81	26	N	Duke	84 77	76	H	Virginia	52 69	120	H	Miami (FL)	75 64
12	A	Northwestern	63 66	31	A	Florida St.	65 56	79	A	Georgia Tech	55 48	122	A	Notre Dame	75 65
16	H	NC State	54 72	40	A	Virginia Tech	49 70	88	H	VCU	87 52	122	H	Notre Dame	56 55
16	N	NC State	75 82					100	A	Syracuse	88 81	126	A	Holy Cross	71 80
								100	H	Syracuse	79 89	129	A	Boston U.	88 57
												149	H	North Carolina	93 75
												173	N	Tulane	89 76
												187	A	Providence	60 76
												209	H	Rhode Island	66 55
												212	H	UMass Lowell	89 46
												221	A	Clemson	70 68
												221	N	Clemson	85 73
												277	H	Delaware St.	109 69
												286	A	Pittsburgh	79 70
												286	H	Pittsburgh	70 59
												319	H	St. Francis Brooklyn	106 69
LAST 10 Division I															
		16 N NC State	75 82			120 H Miami (FL)	75 64								
		26 N Duke	84 77			286 H Pittsburgh	70 59								
		221 N Clemson	85 73			149 H North Carolina	93 75								
		100 A Syracuse	88 81			122 H Notre Dame	56 55								
		7 A Louisville	48 68			221 A Clemson	70 68								

Non-Div I Games:

Boston College

■ Loss, 
 ■ Non-Conf, 
 ■ S Site, 
 ■ H Home 
 ■ A Away 
 N Neutral

Average RPI Win: <b>198</b>	WON-LOST	WINNING	LAST 10	STRENGTH OF	OPP. STRENGTH	TEAM	ADJ.	CONF.	ADJ CONF.
Average RPI Loss: <b>136</b>	RECORD	PCT. RANK	GAMES	SCHEDULE	OF SCHEDULE	RPI	RPI	RPI	RPI
DIV. I ONLY	<b>17- 12</b>	<b>124</b>	<b>8-2</b>	<b>140</b>	<b>160</b>	<b>129</b>	<b>129</b>	<b>16</b>	<b>16</b>
DIV. I NON-CONF.	<b>5- 6</b>	<b>187</b>	<b>0</b>	<b>153</b>	<b>123</b>	<b>180</b>	<b>180</b>	<b>15</b>	<b>15</b>
TOTALS	RPI 1-25	RPI 26-50	W-L RECORDS	RPI 51-100	RPI 101-150	RPI 150+			
17- 12	0- 0	1- 1	OVERALL	0- 2	5- 5	11- 4			
10- 5	0- 0	1- 0	HOME	0- 2	3- 3	6- 0			
7- 7	0- 0	0- 1	AWAY	0- 0	2- 2	5- 4			
0- 0	0- 0	0- 0	NEUTRAL	0- 0	0- 0	0- 0			
5- 6	0- 0	0- 0	NON-CONFERENCE	0- 2	1- 3	4- 1			
2- 4	0- 0	0- 0	HOME	0- 2	1- 2	1- 0			
3- 2	0- 0	0- 0	AWAY	0- 0	0- 1	3- 1			
0- 0	0- 0	0- 0	NEUTRAL	0- 0	0- 0	0- 0			
12- 6	0- 0	1- 1	CONFERENCE	0- 0	4- 2	7- 3			
8- 1	0- 0	1- 0	HOME	0- 0	2- 1	5- 0			
4- 5	0- 0	0- 1	AWAY	0- 0	2- 1	2- 3			
0- 0	0- 0	0- 0	NEUTRAL	0- 0	0- 0	0- 0			

RPI S	Opponent	Score	RPI S	Opponent	Score	RPI S	Opponent	Score	RPI S	Opponent	Score	Team's RPI: 129
			47  Bucknell	53  55	53  Marist	75  89	111  Colgate	60 58				
			47  Bucknell	52 48	62  Boston College	57  88	111  Colgate	61  70				
							119  Harvard	39  66				
							121  Lehigh	34  51				
							121  Lehigh	48 47				
							123  California	62  73				
							126  Holy Cross	62 51				
							126  Holy Cross	76 70				
							145  Northeastern	72 56				
							150  Massachusetts	45  58				
							157  UC Davis	68  75				
							160  Maine	62 49				
							163  Lafayette	57  59				
							163  Lafayette	47 40				
							167  Dartmouth	74 56				
							201  American	54  55				
							201  American	59 44				
							265  New Hampshire	78 64				
							274  Army West Point	72 66				
							274  Army West Point	62 56				
							279  Loyola Maryland	41 39				
							279  Loyola Maryland	44 42				
							314  Albany (NY)	60 58				
							320  Navy	41  46				
							320  Navy	71 56				
LAST 10 Division I												
			274  Army West Point	62 56	320  Navy	71 56						
			47  Bucknell	53  55	111  Colgate	60 58						
			121  Lehigh	48 47	126  Holy Cross	62 51						
			201  American	54  55	47  Bucknell	52 48						
			163  Lafayette	47 40	279  Loyola Maryland	41 39						

Non-Div I Games:

Boston U.

## Bowling Green

Through Games Of March 8, 2020

Average RPI Win:	210	WON-LOST	WINNING	LAST 10	STRENGTH OF	OPP. STRENGTH	TEAM	ADJ.	CONF.	ADJ CONF.
Average RPI Loss:	133	RECORD	PCT. RANK	GAMES	SCHEDULE	OF SCHEDULE	RPI	RPI	RPI	RPI
DIV. I ONLY	8- 20	296	2-8	131	145	252	252	10	10	
DIV. I NON-CONF.	5- 5	164	0	191	260	151	151	10	10	
TOTALS	RPI 1-25	RPI 26-50	W-L RECORDS	RPI 51-100	RPI 101-150	RPI 150+				
8- 20	0- 1	0- 1	OVERALL	1- 4	1- 5	6- 9				
4- 7	0- 0	0- 0	HOME	1- 2	1- 1	2- 4				
3- 11	0- 1	0- 1	AWAY	0- 2	0- 3	3- 4				
1- 2	0- 0	0- 0	NEUTRAL	0- 0	0- 1	1- 1				
5- 5	0- 0	0- 1	NON-CONFERENCE	0- 0	0- 2	5- 2				
2- 0	0- 0	0- 0	HOME	0- 0	0- 0	2- 0				
2- 3	0- 0	0- 1	AWAY	0- 0	0- 1	2- 1				
1- 2	0- 0	0- 0	NEUTRAL	0- 0	0- 1	1- 1				
3- 15	0- 1	0- 0	CONFERENCE	1- 4	1- 3	1- 7				
2- 7	0- 0	0- 0	HOME	1- 2	1- 1	0- 4				
1- 8	0- 1	0- 0	AWAY	0- 2	0- 2	1- 3				
0- 0	0- 0	0- 0	NEUTRAL	0- 0	0- 0	0- 0				

RPI 1-25				RPI 26-50				RPI 51-100				RPI 101+ Team's RPI: 252			
RPI	S	Opponent	Score	RPI	S	Opponent	Score	RPI	S	Opponent	Score	RPI	S	Opponent	Score
18	A	Central Mich.	75 82	45	A	Purdue	74 81	58	H	Ball St.	80 86	110	A	Buffalo	59 65
								85	A	Ohio	69 79	110	H	Buffalo	56 62
								85	H	Ohio	82 68	118	N	Green Bay	54 73
								97	A	Kent St.	47 61	135	A	Valparaiso	90 95
								97	H	Kent St.	86 96	143	A	Western Mich.	55 69
												143	H	Western Mich.	72 63
												153	A	Loyola Chicago	76 84
												165	A	Akron	61 70
												165	H	Akron	73 76
												171	H	Northern Ill.	87 92
												181	A	Eastern Mich.	61 78
												181	H	Eastern Mich.	58 70
												185	A	Toledo	72 79
												189	H	Cleveland St.	89 62
												213	N	San Francisco	56 64
												216	A	Milwaukee	63 51
												225	A	Miami (OH)	82 69
												225	H	Miami (OH)	59 80
												251	A	Marshall	82 69
												283	H	Morehead St.	79 65
												284	N	California Baptist	98 60
LAST 10 Division I															
165	A	Akron	61 70	143	A	Western Mich.	55 69								
225	A	Miami (OH)	82 69	18	A	Central Mich.	75 82								
97	H	Kent St.	86 96	181	H	Eastern Mich.	58 70								
85	H	Ohio	82 68	171	H	Northern Ill.	87 92								
110	H	Buffalo	56 62	97	A	Kent St.	47 61								

Non-Div I Games: Davis &amp; Elkins 91 52 Notre Dame (OH) 88 54

Bowling Green

Loss, Non-Conf, S Site, H Home A Away N Neutral



Average RPI Win:	188	WON-LOST	WINNING	LAST 10	STRENGTH OF	OPP. STRENGTH	TEAM	ADJ.	CONF.	ADJ CONF.
Average RPI Loss:	50	RECORD	PCT. RANK	GAMES	SCHEDULE	OF SCHEDULE	RPI	RPI	RPI	RPI
DIV. I ONLY	21- 7	40	6-4	146	91	50	50	8	8	
DIV. I NON-CONF.	8- 2	51	0	279	162	95	95	7	7	
TOTALS	RPI 1-25	RPI 26-50	W-L RECORDS	RPI 51-100	RPI 101-150	RPI 150+				
21- 7	1- 3	0- 1	OVERALL	3- 2	4- 1	13- 0				
11- 1	1- 1	0- 0	HOME	2- 0	2- 0	6- 0				
7- 5	0- 2	0- 1	AWAY	1- 1	1- 1	5- 0				
3- 1	0- 0	0- 0	NEUTRAL	0- 1	1- 0	2- 0				
8- 2	0- 0	0- 1	NON-CONFERENCE	0- 1	1- 0	7- 0				
3- 0	0- 0	0- 0	HOME	0- 0	0- 0	3- 0				
2- 1	0- 0	0- 1	AWAY	0- 0	0- 0	2- 0				
3- 1	0- 0	0- 0	NEUTRAL	0- 1	1- 0	2- 0				
13- 5	1- 3	0- 0	CONFERENCE	3- 1	3- 1	6- 0				
8- 1	1- 1	0- 0	HOME	2- 0	2- 0	3- 0				
5- 4	0- 2	0- 0	AWAY	1- 1	1- 1	3- 0				
0- 0	0- 0	0- 0	NEUTRAL	0- 0	0- 0	0- 0				

RPI 1-25				RPI 26-50				Team's RPI: 50				RPI 51-100				RPI 101+			
RPI	S	Opponent	Score	RPI	S	Opponent	Score	RPI	S	Opponent	Score	RPI	S	Opponent	Score	RPI	S	Opponent	Score
8	A	Missouri St.	56 90	34	A	Michigan	57 77	66	A	UNI	57 64	107	A	Southern Ill.	50 64				
8	H	Missouri St.	66 69					66	H	UNI	61 47	107	H	Southern Ill.	61 57				
25	A	Drake	72 85					74	A	Illinois St.	66 62	125	N	Richmond	61 57				
25	H	Drake	77 76					74	H	Illinois St.	76 61	135	A	Valparaiso	75 61				
								99	N	Liberty	63 75	135	H	Valparaiso	90 69				
												153	A	Loyola Chicago	60 47				
												153	H	Loyola Chicago	71 50				
												156	H	Jackson St.	78 69				
												211	A	Western Ill.	84 49				
												225	H	Miami (OH)	79 68				
												250	N	George Mason	61 59				
												256	H	North Dakota St.	70 64				
												276	A	Indiana St.	68 59				
												276	H	Indiana St.	91 75				
												285	A	Oakland	74 58				
												312	N	Eastern Wash.	66 46				
												330	A	Evansville	71 53				
												330	H	Evansville	82 51				
LAST 10 Division I																			
330	A	Evansville	71 53	25	A	Drake	72 85												
276	A	Indiana St.	68 59	153	H	Loyola Chicago	71 50												
8	H	Missouri St.	66 69	135	H	Valparaiso	90 69												
107	H	Southern Ill.	61 57	74	A	Illinois St.	66 62												
66	A	UNI	57 64	107	A	Southern Ill.	50 64												

Non-Div I Games: Eureka 101 39

Bradley

Average RPI Win: <b>249</b>	WON-LOST	WINNING	LAST 10	STRENGTH OF	OPP. STRENGTH	TEAM	ADJ.	CONF.	ADJ CONF.
Average RPI Loss: <b>126</b>	RECORD	PCT. RANK	GAMES	SCHEDULE	OF SCHEDULE	RPI	RPI	RPI	RPI
DIV. I ONLY	<b>8- 19</b>	<b>292</b>	<b>2-8</b>	<b>111</b>	<b>175</b>	<b>223</b>	<b>223</b>	<b>7</b>	<b>7</b>
DIV. I NON-CONF.	<b>6- 7</b>	<b>182</b>	<b>0</b>	<b>270</b>	<b>340</b>	<b>222</b>	<b>222</b>	<b>8</b>	<b>8</b>
TOTALS	RPI 1-25	RPI 26-50	W-L RECORDS	RPI 51-100	RPI 101-150	RPI 150+			
8- 19	0- 2	0- 0	OVERALL	0- 5	0- 6	8- 6			
2- 9	0- 1	0- 0	HOME	0- 2	0- 3	2- 3			
6- 9	0- 1	0- 0	AWAY	0- 3	0- 3	6- 2			
0- 1	0- 0	0- 0	NEUTRAL	0- 0	0- 0	0- 1			
6- 7	0- 0	0- 0	NON-CONFERENCE	0- 1	0- 2	6- 4			
1- 3	0- 0	0- 0	HOME	0- 0	0- 1	1- 2			
5- 3	0- 0	0- 0	AWAY	0- 1	0- 1	5- 1			
0- 1	0- 0	0- 0	NEUTRAL	0- 0	0- 0	0- 1			
2- 12	0- 2	0- 0	CONFERENCE	0- 4	0- 4	2- 2			
1- 6	0- 1	0- 0	HOME	0- 2	0- 2	1- 1			
1- 6	0- 1	0- 0	AWAY	0- 2	0- 2	1- 1			
0- 0	0- 0	0- 0	NEUTRAL	0- 0	0- 0	0- 0			

RPI	S	Opponent	Score	RPI	S	Opponent	Score	RPI	S	Opponent	Score	RPI	S	Opponent	Score	Team's RPI: 223
10	A	Princeton	39 <b>81</b>					52	A	Yale	72 <b>79</b>	117	A	Columbia	60 <b>74</b>	
10	H	Princeton	48 <b>85</b>					52	H	Yale	40 <b>73</b>	117	H	Columbia	66 <b>76</b>	
								56	A	Penn	60 <b>74</b>	119	A	Harvard	53 <b>68</b>	
								56	H	Penn	73 <b>85</b>	119	H	Harvard	59 <b>63</b>	
								65	A	South Fla.	60 <b>70</b>	126	H	Holy Cross	71 <b>83</b>	
												150	A	Massachusetts	42 <b>95</b>	
												160	H	Maine	76 70	
												167	A	Dartmouth	83 71	
												167	H	Dartmouth	58 <b>72</b>	
												184	H	Merrimack	57 <b>72</b>	
												192	A	Cornell	63 <b>74</b>	
												192	H	Cornell	77 73	
												209	N	Rhode Island	44 <b>89</b>	
												227	A	Fairfield	58 44	
												265	A	New Hampshire	76 68	
												272	A	Longwood	76 <b>86</b>	
												310	A	FIU	72 57	
												323	A	Bryant	56 50	
												323	H	Bryant	44 <b>45</b>	
												346	A	Central Conn. St.	83 73	
LAST 10 Division I																
167	H	Dartmouth	58 <b>72</b>	117	H	Columbia	66 <b>76</b>									
119	H	Harvard	59 <b>63</b>	10	H	Princeton	48 <b>85</b>									
56	A	Penn	60 <b>74</b>	56	H	Penn	73 <b>85</b>									
10	A	Princeton	39 <b>81</b>	119	A	Harvard	53 <b>68</b>									
192	H	Cornell	77 73	167	A	Dartmouth	83 71									

Non-Div I Games:

Brown

■ Loss, 
 ■ Non-Conf, 
 ■ S Site, 
 ■ H Home 
 ■ A Away 
 N Neutral

Average RPI Win:	294	WON-LOST	WINNING	LAST 10	STRENGTH OF	OPP. STRENGTH	TEAM	ADJ.	CONF.	ADJ CONF.
Average RPI Loss:	225	RECORD	PCT. RANK	GAMES	SCHEDULE	OF SCHEDULE	RPI	RPI	RPI	RPI
DIV. I ONLY	10- 19	270	5-5	348	322	323	323	30	30	
DIV. I NON-CONF.	2- 9	304	0	334	211	339	339	30	30	
TOTALS	RPI 1-25	RPI 26-50	W-L RECORDS	RPI 51-100	RPI 101-150	RPI 150+				
10- 19	0- 0	0- 0	OVERALL	0- 1	0- 2	10- 16				
5- 9	0- 0	0- 0	HOME	0- 0	0- 0	5- 9				
5- 10	0- 0	0- 0	AWAY	0- 1	0- 2	5- 7				
0- 0	0- 0	0- 0	NEUTRAL	0- 0	0- 0	0- 0				
2- 9	0- 0	0- 0	NON-CONFERENCE	0- 1	0- 1	2- 7				
1- 4	0- 0	0- 0	HOME	0- 0	0- 0	1- 4				
1- 5	0- 0	0- 0	AWAY	0- 1	0- 1	1- 3				
0- 0	0- 0	0- 0	NEUTRAL	0- 0	0- 0	0- 0				
8- 10	0- 0	0- 0	CONFERENCE	0- 0	0- 1	8- 9				
4- 5	0- 0	0- 0	HOME	0- 0	0- 0	4- 5				
4- 5	0- 0	0- 0	AWAY	0- 0	0- 1	4- 4				
0- 0	0- 0	0- 0	NEUTRAL	0- 0	0- 0	0- 0				

RPI S	Opponent	Score	RPI S	Opponent	Score	RPI S	Opponent	Score	RPI S	Opponent	Score	Team's RPI: 323
						93 A	Minnesota	56 101	114 A	Robert Morris	39 69	
									126 A	Holy Cross	75 87	
									152 A	Mt. St. Mary's	72 67	
									152 H	Mt. St. Mary's	70 76	
									184 A	Merrimack	66 78	
									184 H	Merrimack	53 61	
									187 H	Providence	32 76	
									204 A	Illinois	55 69	
									212 H	UMass Lowell	35 55	
									223 A	Brown	45 44	
									223 H	Brown	50 56	
									265 H	New Hampshire	56 68	
									269 A	Saint Francis (PA)	58 64	
									269 H	Saint Francis (PA)	60 63	
									274 A	Army West Point	75 81	
									298 A	Sacred Heart	48 52	
									298 H	Sacred Heart	49 60	
									303 A	Fairleigh Dickinson	57 45	
									303 H	Fairleigh Dickinson	55 47	
									304 A	Wagner	65 53	
									304 H	Wagner	45 58	
									307 A	Vermont	66 71	
									314 H	Albany (NY)	68 55	
									319 A	St. Francis Brooklyn	77 80	
									319 H	St. Francis Brooklyn	78 59	
									333 H	LIU Brooklyn	57 53	
LAST 10 Division I												
			304 A	Wagner	65 53		184 H	Merrimack	53 61			
			298 H	Sacred Heart	49 60		346 A	Central Conn. St.	62 51			
			303 H	Fairleigh Dickinson	55 47		319 H	St. Francis Brooklyn	78 59			
			298 A	Sacred Heart	48 52		346 H	Central Conn. St.	59 47			
			319 A	St. Francis Brooklyn	77 80		114 A	Robert Morris	39 69			

Non-Div I Games:

Bryant

■ Loss, 
 ■ Non-Conf, 
 ■ S Site, 
 ■ Home 
 ■ A Away 
 N Neutral

B  
r  
y  
a  
n  
t

RPI S Opponent Score

Through Games Of March 8, 2020

RPI	S	Opponent	Score	
346	A	Central Conn. St.	62	51
346	H	Central Conn. St.	59	47

B  
r  
y  
a  
n  
t

Bryant

Bucknell

Through Games Of March 8, 2020

Average RPI Win:	196	WON-LOST	WINNING	LAST 10	STRENGTH OF	OPP. STRENGTH	TEAM	ADJ.	CONF.	ADJ CONF.
Average RPI Loss:	143	RECORD	PCT. RANK	GAMES	SCHEDULE	OF SCHEDULE	RPI	RPI	RPI	RPI
DIV. I ONLY	23- 6	27	9-1	153	172	47	47	16	16	
DIV. I NON-CONF.	7- 4	100	0	152	183	96	96	15	15	
TOTALS	RPI 1-25	RPI 26-50	W-L RECORDS	RPI 51-100	RPI 101-150	RPI 150+				
23- 6	0- 0	1- 0	OVERALL	1- 2	7- 2	14- 2				
12- 1	0- 0	1- 0	HOME	0- 0	4- 1	7- 0				
9- 5	0- 0	0- 0	AWAY	0- 2	3- 1	6- 2				
2- 0	0- 0	0- 0	NEUTRAL	1- 0	0- 0	1- 0				
7- 4	0- 0	1- 0	NON-CONFERENCE	1- 2	0- 1	5- 1				
3- 1	0- 0	1- 0	HOME	0- 0	0- 1	2- 0				
2- 3	0- 0	0- 0	AWAY	0- 2	0- 0	2- 1				
2- 0	0- 0	0- 0	NEUTRAL	1- 0	0- 0	1- 0				
16- 2	0- 0	0- 0	CONFERENCE	0- 0	7- 1	9- 1				
9- 0	0- 0	0- 0	HOME	0- 0	4- 0	5- 0				
7- 2	0- 0	0- 0	AWAY	0- 0	3- 1	4- 1				
0- 0	0- 0	0- 0	NEUTRAL	0- 0	0- 0	0- 0				

RPI S	Opponent	Score	RPI S	Opponent	Score	RPI S	Opponent	Score	RPI S	Opponent	Score
41	H Drexel	60 49	59	N Cincinnati	56 48	111	A Colgate	76 65			
			73	A Stony Brook	73 78	111	H Colgate	66 43			
			76	A Virginia	60 84	116	H Temple	61 72			
						121	A Lehigh	71 50			
						121	H Lehigh	67 56			
						126	A Holy Cross	51 40			
						126	H Holy Cross	63 45			
						129	A Boston U.	48 52			
						129	H Boston U.	55 53			
						163	A Lafayette	57 47			
						163	H Lafayette	50 36			
						183	A Quinnipiac	69 76			
						201	A American	60 57			
						201	H American	68 43			
						250	A George Mason	64 51			
						263	N Howard	70 60			
						269	A Saint Francis (PA)	70 46			
						274	A Army West Point	63 52			
						274	H Army West Point	77 46			
						279	A Loyola Maryland	50 60			
						279	H Loyola Maryland	66 42			
						293	H Monmouth	71 37			
						296	H St. Bonaventure	68 60			
						320	A Navy	61 34			
						320	H Navy	75 65			
LAST 10 Division I											
163	A Lafayette	57 47	201	A American	60 57						
129	H Boston U.	55 53	320	H Navy	75 65						
111	A Colgate	76 65	279	H Loyola Maryland	66 42						
121	H Lehigh	67 56	129	A Boston U.	48 52						
126	H Holy Cross	63 45	274	H Army West Point	77 46						

Non-Div I Games:

Bucknell

Loss, Non-Conf, S Site, H Home A Away N Neutral

## Buffalo

Through Games Of March 8, 2020

Average RPI Win: <b>190</b>	WON-LOST	WINNING	LAST 10	STRENGTH OF	OPP. STRENGTH	TEAM	ADJ.	CONF.	ADJ CONF.
Average RPI Loss: <b>111</b>	RECORD	PCT. RANK	GAMES	SCHEDULE	OF SCHEDULE	RPI	RPI	RPI	RPI
DIV. I ONLY	<b>18- 11</b>	<b>99</b>	<b>5-5</b>	<b>151</b>	<b>118</b>	<b>110</b>	<b>110</b>	<b>10</b>	<b>10</b>
DIV. I NON-CONF.	<b>9- 2</b>	<b>37</b>	<b>0</b>	<b>196</b>	<b>166</b>	<b>53</b>	<b>53</b>	<b>10</b>	<b>10</b>
TOTALS	RPI 1-25	RPI 26-50	W-L RECORDS	RPI 51-100	RPI 101-150	RPI 150+			
18- 11	0- 2	2- 0	OVERALL	3- 3	1- 2	12- 4			
9- 5	0- 1	1- 0	HOME	1- 2	1- 0	6- 2			
7- 6	0- 1	0- 0	AWAY	2- 1	0- 2	5- 2			
2- 0	0- 0	1- 0	NEUTRAL	0- 0	0- 0	1- 0			
9- 2	0- 1	2- 0	NON-CONFERENCE	0- 0	1- 1	6- 0			
5- 0	0- 0	1- 0	HOME	0- 0	1- 0	3- 0			
2- 2	0- 1	0- 0	AWAY	0- 0	0- 1	2- 0			
2- 0	0- 0	1- 0	NEUTRAL	0- 0	0- 0	1- 0			
9- 9	0- 1	0- 0	CONFERENCE	3- 3	0- 1	6- 4			
4- 5	0- 1	0- 0	HOME	1- 2	0- 0	3- 2			
5- 4	0- 0	0- 0	AWAY	2- 1	0- 1	3- 2			
0- 0	0- 0	0- 0	NEUTRAL	0- 0	0- 0	0- 0			

RPI 1-25				RPI 26-50				RPI 51-100				RPI 101+ Team's RPI: 110			
RPI	S	Opponent	Score	RPI	S	Opponent	Score	RPI	S	Opponent	Score	RPI	S	Opponent	Score
6	A	Stanford	69 <b>88</b>	38	H	Dayton	67 59	58	A	Ball St.	65 <b>69</b>	117	H	Columbia	82 75
18	H	Central Mich.	93 <b>98</b>	41	N	Drexel	63 59	58	H	Ball St.	58 <b>69</b>	143	A	Western Mich.	62 <b>74</b>
								85	A	Ohio	63 62	146	A	San Jose St.	88 <b>95</b>
								85	H	Ohio	65 <b>76</b>	165	A	Akron	76 61
								97	A	Kent St.	57 44	165	H	Akron	63 <b>69</b>
								97	H	Kent St.	72 58	167	H	Dartmouth	73 49
												171	A	Northern Ill.	63 <b>64</b>
												181	H	Eastern Mich.	66 63
												185	A	Toledo	59 <b>71</b>
												185	H	Toledo	62 <b>78</b>
												201	N	American	73 55
												225	A	Miami (OH)	86 72
												225	H	Miami (OH)	88 72
												252	A	Bowling Green	62 56
												252	H	Bowling Green	65 59
												291	A	Niagara	81 67
												296	A	St. Bonaventure	46 36
												337	H	Canisius	71 55
												346	H	Central Conn. St.	61 56
LAST 10 Division I															
				97	H	Kent St.	72 58	165	H	Akron	63 <b>69</b>				
				165	A	Akron	76 61	58	H	Ball St.	58 <b>69</b>				
				85	A	Ohio	63 62	143	A	Western Mich.	62 <b>74</b>				
				225	H	Miami (OH)	88 72	185	H	Toledo	62 <b>78</b>				
				252	A	Bowling Green	62 56	171	A	Northern Ill.	63 <b>64</b>				

Non-Div I Games:

Buffalo

  Loss, 
  Non-Conf, 
  S Site, 
  H Home 
  A Away 
N Neutral

Average RPI Win: <b>184</b>	WON-LOST	WINNING	LAST 10	STRENGTH OF	OPP. STRENGTH	TEAM	ADJ.	CONF.	ADJ CONF.
Average RPI Loss: <b>46</b>	RECORD	PCT. RANK	GAMES	SCHEDULE	OF SCHEDULE	RPI	RPI	RPI	RPI
DIV. I ONLY	<b>19- 11</b>	<b>91</b>	<b>5-5</b>	<b>121</b>	<b>73</b>	<b>98</b>	<b>98</b>	<b>6</b>	<b>6</b>
DIV. I NON-CONF.	<b>8- 3</b>	<b>68</b>	<b>0</b>	<b>194</b>	<b>151</b>	<b>118</b>	<b>118</b>	<b>6</b>	<b>6</b>
TOTALS	RPI 1-25	RPI 26-50	W-L RECORDS	RPI 51-100	RPI 101-150	RPI 150+			
19- 11	1- 4	0- 0	OVERALL	6- 7	0- 0	12- 0			
13- 4	1- 2	0- 0	HOME	3- 2	0- 0	9- 0			
5- 5	0- 2	0- 0	AWAY	2- 3	0- 0	3- 0			
1- 2	0- 0	0- 0	NEUTRAL	1- 2	0- 0	0- 0			
8- 3	0- 1	0- 0	NON-CONFERENCE	2- 2	0- 0	6- 0			
7- 1	0- 1	0- 0	HOME	1- 0	0- 0	6- 0			
0- 1	0- 0	0- 0	AWAY	0- 1	0- 0	0- 0			
1- 1	0- 0	0- 0	NEUTRAL	1- 1	0- 0	0- 0			
11- 8	1- 3	0- 0	CONFERENCE	4- 5	0- 0	6- 0			
6- 3	1- 1	0- 0	HOME	2- 2	0- 0	3- 0			
5- 4	0- 2	0- 0	AWAY	2- 2	0- 0	3- 0			
0- 1	0- 0	0- 0	NEUTRAL	0- 1	0- 0	0- 0			

RPI	S	Opponent	Score	RPI	S	Opponent	Score	RPI	S	Opponent	Score	RPI	S	Opponent	Score
14	H	Indiana	53 <b>64</b>					51	A	Creighton	73 67	165	H	Akron	76 55
22	A	DePaul	60 <b>89</b>					51	H	Creighton	76 61	178	H	High Point	74 52
22	H	DePaul	65 <b>80</b>					57	A	St. John's (NY)	80 <b>85</b>	187	A	Providence	50 47
24	A	Marquette	54 <b>76</b>					57	H	St. John's (NY)	42 <b>67</b>	187	H	Providence	51 42
24	H	Marquette	61 55					58	A	Ball St.	70 <b>74</b>	259	A	Georgetown	47 46
								61	A	Seton Hall	53 <b>66</b>	259	H	Georgetown	60 42
								61	H	Seton Hall	62 <b>67</b>	268	A	Xavier	78 70
								61	N	Seton Hall	57 <b>83</b>	268	H	Xavier	63 61
								66	N	Georgia	36 <b>69</b>	290	H	Eastern Ky.	73 41
								78	H	IUPUI	64 61	304	H	Wagner	74 58
								82	A	Villanova	58 41	332	H	Detroit Mercy	82 60
								82	H	Villanova	63 61	340	H	Purdue Fort Wayne	85 58
								85	N	Ohio	60 55				
LAST 10 Division I															
				57	<b>83</b>	24	A	Marquette	54 <b>76</b>						
				53	<b>66</b>	22	A	DePaul	60 <b>89</b>						
				80	<b>85</b>	82	H	Villanova	63 61						
				51	42	259	H	Georgetown	60 42						
				76	61	268	H	Xavier	63 61						

Non-Div I Games:

Butler

CSU Bakersfield

Through Games Of March 8, 2020

Average RPI Win:	253	WON-LOST	WINNING	LAST 10	STRENGTH OF	OPP. STRENGTH	TEAM	ADJ.	CONF.	ADJ CONF.
Average RPI Loss:	230	RECORD	PCT. RANK	GAMES	SCHEDULE	OF SCHEDULE	RPI	RPI	RPI	RPI
DIV. I ONLY	13- 13	174	4-6	293	325	240	240	31	31	
DIV. I NON-CONF.	5- 5	164	0	110	181	137	137	32	32	
TOTALS	RPI 1-25	RPI 26-50	W-L RECORDS	RPI 51-100	RPI 101-150	RPI 150+				
13- 13	0- 2	0- 0	OVERALL	0- 0	2- 1	11- 10				
9- 4	0- 0	0- 0	HOME	0- 0	2- 0	7- 4				
4- 9	0- 2	0- 0	AWAY	0- 0	0- 1	4- 6				
0- 0	0- 0	0- 0	NEUTRAL	0- 0	0- 0	0- 0				
5- 5	0- 2	0- 0	NON-CONFERENCE	0- 0	2- 1	3- 2				
5- 0	0- 0	0- 0	HOME	0- 0	2- 0	3- 0				
0- 5	0- 2	0- 0	AWAY	0- 0	0- 1	0- 2				
0- 0	0- 0	0- 0	NEUTRAL	0- 0	0- 0	0- 0				
8- 8	0- 0	0- 0	CONFERENCE	0- 0	0- 0	8- 8				
4- 4	0- 0	0- 0	HOME	0- 0	0- 0	4- 4				
4- 4	0- 0	0- 0	AWAY	0- 0	0- 0	4- 4				
0- 0	0- 0	0- 0	NEUTRAL	0- 0	0- 0	0- 0				

RPI 1-25				RPI 26-50				RPI 51-100				RPI 101+ Team's RPI: 240			
RPI	S	Opponent	Score	RPI	S	Opponent	Score	RPI	S	Opponent	Score	RPI	S	Opponent	Score
9	A	Gonzaga	48 92									136	H	Pacific	80 70
20	A	Oregon St.	50 69									141	A	Washington	49 80
												146	H	San Jose St.	75 71
												166	A	Wright St.	60 65
												200	A	UMKC	43 58
												200	H	UMKC	70 60
												235	H	North Texas	61 52
												245	H	UC Santa Barbara	66 62
												248	A	Grand Canyon	59 54
												248	H	Grand Canyon	49 41
												284	A	California Baptist	66 61
												284	H	California Baptist	53 55
												289	A	Utah Valley	55 53
												289	H	Utah Valley	56 63
												294	H	N.C. Central	80 71
												300	A	UTRGV	65 74
												300	H	UTRGV	52 66
												306	A	Seattle U	57 63
												306	H	Seattle U	55 43
												311	A	UC Riverside	52 53
												313	A	New Mexico St.	62 67
												313	H	New Mexico St.	60 59
												349	A	Chicago St.	58 51
												349	H	Chicago St.	58 60
LAST 10 Division I															
248	H	Grand Canyon	49 41	200	A	UMKC	43 58								
313	A	New Mexico St.	62 67	349	A	Chicago St.	58 51								
300	A	UTRGV	65 74	284	H	California Baptist	53 55								
306	H	Seattle U	55 43	300	H	UTRGV	52 66								
289	H	Utah Valley	56 63	313	H	New Mexico St.	60 59								

Non-Div I Games: Westcliff 100 44 Fresno Pacific 95 64 Cal St. Dom. Hills 83 74

CSU Bakersfield

Loss, Non-Conf, S Site, H Home A Away N Neutral



[illegible]

Non-Div I Games:	Hope Int'l	77	54
------------------	------------	----	----

## Cal Poly

Through Games Of March 8, 2020

Average RPI Win:	284	WON-LOST	WINNING	LAST 10	STRENGTH OF	OPP. STRENGTH	TEAM	ADJ.	CONF.	ADJ CONF.
Average RPI Loss:	196	RECORD	PCT. RANK	GAMES	SCHEDULE	OF SCHEDULE	RPI	RPI	RPI	RPI
DIV. I ONLY	8- 18	286	5-5	274	289	309	309	28	28	
DIV. I NON-CONF.	2- 8	295	0	204	219	310	310	26	26	
TOTALS	RPI 1-25	RPI 26-50	W-L RECORDS	RPI 51-100	RPI 101-150	RPI 150+				
8- 18	0- 0	0- 2	OVERALL	0- 1	0- 0	8- 15				
6- 7	0- 0	0- 1	HOME	0- 1	0- 0	6- 5				
2- 11	0- 0	0- 1	AWAY	0- 0	0- 0	2- 10				
0- 0	0- 0	0- 0	NEUTRAL	0- 0	0- 0	0- 0				
2- 8	0- 0	0- 2	NON-CONFERENCE	0- 1	0- 0	2- 5				
2- 3	0- 0	0- 1	HOME	0- 1	0- 0	2- 1				
0- 5	0- 0	0- 1	AWAY	0- 0	0- 0	0- 4				
0- 0	0- 0	0- 0	NEUTRAL	0- 0	0- 0	0- 0				
6- 10	0- 0	0- 0	CONFERENCE	0- 0	0- 0	6- 10				
4- 4	0- 0	0- 0	HOME	0- 0	0- 0	4- 4				
2- 6	0- 0	0- 0	AWAY	0- 0	0- 0	2- 6				
0- 0	0- 0	0- 0	NEUTRAL	0- 0	0- 0	0- 0				

RPI S	Opponent	Score	RPI S	Opponent	Score	RPI S	Opponent	Score	RPI S	Opponent	Score	Team's RPI: 309
33	H Old Dominion	55 61	69	H Fresno St.	52 79	157	A UC Davis	58 71				
42	A Arizona St.	41 66				157	H UC Davis	36 42				
						175	A Pepperdine	53 63				
						199	A Saint Mary's (CA)	67 84				
						210	A Hawaii	58 75				
						210	H Hawaii	46 59				
						230	A Cal St. Fullerton	64 65				
						230	H Cal St. Fullerton	60 67				
						234	A Nevada	40 71				
						241	A Denver	66 96				
						245	A UC Santa Barbara	50 52				
						245	H UC Santa Barbara	56 52				
						257	A UC Irvine	51 54				
						257	H UC Irvine	57 68				
						266	H Lamar University	57 56				
						275	A Long Beach St.	69 72				
						275	H Long Beach St.	61 41				
						281	A CSUN	52 41				
						281	H CSUN	53 43				
						305	H Sacramento St.	62 43				
						306	H Seattle U	49 72				
						311	A UC Riverside	62 52				
						311	H UC Riverside	75 70				
LAST 10 Division I												
210	A Hawaii	58 75	230	H Cal St. Fullerton	60 67							
281	H CSUN	53 43	157	A UC Davis	58 71							
245	H UC Santa Barbara	56 52	275	H Long Beach St.	61 41							
257	A UC Irvine	51 54	210	H Hawaii	46 59							
311	A UC Riverside	62 52	281	A CSUN	52 41							

Non-Div I Games: Holy Names 100 35

Cal Poly

■ Loss, 
 ■ Non-Conf, 
 ■ S Site, 
 ■ H Home 
 ■ A Away 
 N Neutral

Average RPI Win:	259	WON-LOST	WINNING	LAST 10	STRENGTH OF	OPP. STRENGTH	TEAM	ADJ.	CONF.	ADJ CONF.
Average RPI Loss:	226	RECORD	PCT. RANK	GAMES	SCHEDULE	OF SCHEDULE	RPI	RPI	RPI	RPI
DIV. I ONLY	16- 13	143	5-5	333	294	230	230	28	28	
DIV. I NON-CONF.	8- 5	117	0	290	290	179	179	26	26	
TOTALS	RPI 1-25	RPI 26-50	W-L RECORDS	RPI 51-100	RPI 101-150	RPI 150+				
16- 13	0- 0	0- 0	OVERALL	0- 0	1- 0	15- 13				
8- 6	0- 0	0- 0	HOME	0- 0	0- 0	8- 6				
8- 7	0- 0	0- 0	AWAY	0- 0	1- 0	7- 7				
0- 0	0- 0	0- 0	NEUTRAL	0- 0	0- 0	0- 0				
8- 5	0- 0	0- 0	NON-CONFERENCE	0- 0	1- 0	7- 5				
4- 2	0- 0	0- 0	HOME	0- 0	0- 0	4- 2				
4- 3	0- 0	0- 0	AWAY	0- 0	1- 0	3- 3				
0- 0	0- 0	0- 0	NEUTRAL	0- 0	0- 0	0- 0				
8- 8	0- 0	0- 0	CONFERENCE	0- 0	0- 0	8- 8				
4- 4	0- 0	0- 0	HOME	0- 0	0- 0	4- 4				
4- 4	0- 0	0- 0	AWAY	0- 0	0- 0	4- 4				
0- 0	0- 0	0- 0	NEUTRAL	0- 0	0- 0	0- 0				

RPI 1-25			RPI 26-50			RPI 51-100			RPI 101+			Team's RPI: 230
RPI	S	Opponent	Score	RPI	S	Opponent	Score	RPI	S	Opponent	Score	
								113	A	San Diego	72	67
								154	H	Montana	69	71
								157	A	UC Davis	71	61
								157	H	UC Davis	61	72
								176	A	Southern Utah	63	79
								186	H	Delaware	55	72
								210	A	Hawaii	72	79
								210	H	Hawaii	70	64
								213	A	San Francisco	63	71
								218	A	UNLV	64	58
								243	A	San Diego St.	45	55
								245	A	UC Santa Barbara	70	68
								245	H	UC Santa Barbara	66	75
								248	A	Grand Canyon	80	70
								257	A	UC Irvine	75	82
								257	H	UC Irvine	52	68
								270	H	Air Force	79	70
								275	A	Long Beach St.	49	52
								275	H	Long Beach St.	69	65
								280	H	Utah St.	83	62
								281	A	CSUN	57	63
								281	H	CSUN	50	57
								284	H	California Baptist	97	93
								294	A	LMU (CA)	79	74
								306	H	Seattle U	81	63
								309	A	Cal Poly	67	60
LAST 10 Division I												
								257	H	UC Irvine	52	68
								275	A	Long Beach St.	49	52
								210	H	Hawaii	70	64
								311	A	UC Riverside	68	45
								281	H	CSUN	50	57
								157	A	UC Davis	71	61
								309	A	Cal Poly	67	60
								257	A	UC Irvine	75	82
								311	H	UC Riverside	71	61
								157	H	UC Davis	61	72

Non-Div I Games:

Cal St. Fullerton

■ Loss, 
 ■ Non-Conf, 
 ■ S Site, 
 ■ Home 
 ■ A Away 
 N Neutral

RPI	S	Opponent	Score	
309	H	Cal Poly	65	64
311	A	UC Riverside	68	45
311	H	UC Riverside	71	61

Cal St. Fullerton

t

o

n

C

a

l

s

t

.

F

u

l

l

e

r

t

o

n

C

a

l

s

t

.

F

u

l

l

e

r

t

o

n

# California

Through Games Of March 8, 2020

Average RPI Win:	170	WON-LOST	WINNING	LAST 10	STRENGTH OF	OPP. STRENGTH	TEAM	ADJ.	CONF.	ADJ CONF.
Average RPI Loss:	53	RECORD	PCT. RANK	GAMES	SCHEDULE	OF SCHEDULE	RPI	RPI	RPI	RPI
DIV. I ONLY	12- 19	241	3-7	20	21	123	123	1	1	
DIV. I NON-CONF.	8- 3	68	0	89	176	66	66	2	2	
TOTALS	RPI 1-25	RPI 26-50	W-L RECORDS	RPI 51-100	RPI 101-150	RPI 150+				
12- 19	0- 9	3- 2	OVERALL	0- 3	3- 5	6- 0				
7- 10	0- 5	1- 0	HOME	0- 2	1- 3	5- 0				
4- 8	0- 4	1- 1	AWAY	0- 1	2- 2	1- 0				
1- 1	0- 0	1- 1	NEUTRAL	0- 0	0- 0	0- 0				
8- 3	0- 2	1- 0	NON-CONFERENCE	0- 0	1- 1	6- 0				
7- 1	0- 1	1- 0	HOME	0- 0	1- 0	5- 0				
1- 2	0- 1	0- 0	AWAY	0- 0	0- 1	1- 0				
0- 0	0- 0	0- 0	NEUTRAL	0- 0	0- 0	0- 0				
4- 16	0- 7	2- 2	CONFERENCE	0- 3	2- 4	0- 0				
0- 9	0- 4	0- 0	HOME	0- 2	0- 3	0- 0				
3- 6	0- 3	1- 1	AWAY	0- 1	2- 1	0- 0				
1- 1	0- 0	1- 1	NEUTRAL	0- 0	0- 0	0- 0				

RPI	S	Opponent	Score	RPI	S	Opponent	Score	RPI	S	Opponent	Score	RPI	S	Opponent	Score	Team's RPI: 123
2	A	Oregon	55 105	27	A	Arizona	55 54	81	H	Southern California	67 75	105	A	Utah	88 74	
2	H	Oregon	61 93	27	N	Arizona	73 86	94	A	Colorado	57 64	105	H	Utah	62 71	
4	A	UConn	61 72	28	H	Arkansas	84 80	94	H	Colorado	50 62	106	A	Washington St.	66 92	
6	A	Stanford	40 73	42	A	Arizona St.	54 77					106	H	Washington St.	75 96	
6	H	Stanford	65 79	42	N	Arizona St.	71 67					119	A	Harvard	53 56	
13	H	UCLA	70 74									129	H	Boston U.	73 62	
20	A	Oregon St.	44 81									141	A	Washington	81 74	
20	H	Oregon St.	63 76									141	H	Washington	64 67	
23	H	Kentucky	61 63									191	H	Santa Clara	69 65	
												243	A	San Diego St.	74 48	
												248	H	Grand Canyon	72 53	
												275	H	Long Beach St.	68 45	
												294	H	N.C. Central	90 69	
												311	H	UC Riverside	84 61	
LAST 10 Division I																
		27	N	Arizona	73	86	2	H	Oregon	61	93					
		42	N	Arizona St.	71	67	105	A	Utah	88	74					
		27	A	Arizona	55	54	94	A	Colorado	57	64					
		42	A	Arizona St.	54	77	13	H	UCLA	70	74					
		20	H	Oregon St.	63	76	81	H	Southern California	67	75					

Non-Div I Games:

California

Loss, Non-Conf, S Site, H Home A Away N Neutral

Average RPI Win: 272		WON-LOST	WINNING	LAST 10	STRENGTH OF	OPP. STRENGTH	TEAM	ADJ.	CONF.	ADJ CONF.
Average RPI Loss: 240		RECORD	PCT. RANK	GAMES	SCHEDULE	OF SCHEDULE	RPI	RPI	RPI	RPI
DIV. I ONLY		13- 15	193	6-4	329	340	284	284	31	31
DIV. I NON-CONF.		6- 6	164	0	226	316	231	231	32	32
TOTALS		RPI 1-25	RPI 26-50		W-L RECORDS		RPI 51-100	RPI 101-150	RPI 150+	
13- 15	0- 1	0- 0		OVERALL		0- 0	0- 0		13- 14	
9- 5	0- 0	0- 0		HOME		0- 0	0- 0		9- 5	
4- 7	0- 0	0- 0		AWAY		0- 0	0- 0		4- 7	
0- 3	0- 1	0- 0		NEUTRAL		0- 0	0- 0		0- 2	
6- 6		0- 0		NON-CONFERENCE		0- 0	0- 0		6- 5	
5- 1	0- 0	0- 0		HOME		0- 0	0- 0		5- 1	
1- 2	0- 0	0- 0		AWAY		0- 0	0- 0		1- 2	
0- 3	0- 1	0- 0		NEUTRAL		0- 0	0- 0		0- 2	
7- 9		0- 0		CONFERENCE		0- 0	0- 0		7- 9	
4- 4	0- 0	0- 0		HOME		0- 0	0- 0		4- 4	
3- 5	0- 0	0- 0		AWAY		0- 0	0- 0		3- 5	
0- 0	0- 0	0- 0		NEUTRAL		0- 0	0- 0		0- 0	

RPI 1-25					
RPI	S	Opponent	Score		
6	N	Stanford	78	83	
RPI 26-50					
RPI	S	Opponent	Score		
RPI 51-100					
RPI	S	Opponent	Score		
Team's RPI: 284					
RPI	S	Opponent	Score		
180	H	Northern Ariz.	98	79	
182	A	Idaho St.	74	68	
200	A	UMKC	65	75	
200	H	UMKC	81	83	
215	N	Houston	75	96	
230	A	Cal St. Fullerton	93	97	
233	H	Alabama A&M	60	55	
240	A	CSU Bakersfield	55	53	
240	H	CSU Bakersfield	61	66	
243	H	San Diego St.	68	80	
245	H	UC Santa Barbara	85	81	
248	A	Grand Canyon	66	72	
248	H	Grand Canyon	58	62	
252	N	Bowling Green	60	98	
275	H	Long Beach St.	79	70	
281	H	CSUN	64	56	
289	A	Utah Valley	57	74	
289	H	Utah Valley	80	67	
300	A	UTRGV	68	87	
300	H	UTRGV	73	70	
306	A	Seattle U	90	79	
306	H	Seattle U	49	83	
311	A	UC Riverside	64	80	
313	A	New Mexico St.	56	57	
313	H	New Mexico St.	82	70	
349	A	Chicago St.	80	65	
300	H	UTRGV	73	70	
313	H	New Mexico St.	82	70	
306	A	Seattle U	90	79	
289	A	Utah Valley	57	74	
349	H	Chicago St.	103	68	
200	H	UMKC	81	83	
248	A	Grand Canyon	66	72	
240	A	CSU Bakersfield	55	53	
306	H	Seattle U	49	83	
289	H	Utah Valley	80	67	
LAST 10 Division I					

Non-Div I Games:	Ottawa (AZ)	103	75	Westcliff	108	43	LIFE Pacific	93	48
------------------	-------------	-----	----	-----------	-----	----	--------------	----	----

California Baptist

■ Loss, ■ Non-Conf, S Site, H Home A Away N Neutral

Page 46

RPI	S	Opponent	Score
349	H	Chicago St.	103 68

California Baptist  
t  
i  
s  
t

C  
a  
l  
i  
f  
o  
r  
n  
i  
a  
B  
a  
p  
t  
i  
s  
t

C  
a  
l  
i  
f  
o  
r  
n  
i  
a  
B  
a  
p  
t  
i  
s  
t

Average RPI Win:	254	WON-LOST	WINNING	LAST 10	STRENGTH OF	OPP. STRENGTH	TEAM	ADJ.	CONF.	ADJ CONF.
Average RPI Loss:	187	RECORD	PCT. RANK	GAMES	SCHEDULE	OF SCHEDULE	RPI	RPI	RPI	RPI
DIV. I ONLY	19- 8	58	7-3	292	324	133	133	25	25	
DIV. I NON-CONF.	3- 4	201	0	292	292	229	229	28	28	
TOTALS	RPI 1-25	RPI 26-50	W-L RECORDS	RPI 51-100	RPI 101-150	RPI 150+				
19- 8	0- 0	0- 1	OVERALL	0- 0	2- 2	17- 5				
10- 2	0- 0	0- 0	HOME	0- 0	1- 1	9- 1				
9- 6	0- 0	0- 1	AWAY	0- 0	1- 1	8- 4				
0- 0	0- 0	0- 0	NEUTRAL	0- 0	0- 0	0- 0				
3- 4	0- 0	0- 1	NON-CONFERENCE	0- 0	1- 1	2- 2				
2- 0	0- 0	0- 0	HOME	0- 0	1- 0	1- 0				
1- 4	0- 0	0- 1	AWAY	0- 0	0- 1	1- 2				
0- 0	0- 0	0- 0	NEUTRAL	0- 0	0- 0	0- 0				
16- 4	0- 0	0- 0	CONFERENCE	0- 0	1- 1	15- 3				
8- 2	0- 0	0- 0	HOME	0- 0	0- 1	8- 1				
8- 2	0- 0	0- 0	AWAY	0- 0	1- 0	7- 2				
0- 0	0- 0	0- 0	NEUTRAL	0- 0	0- 0	0- 0				

RPI 1-25			RPI 26-50			RPI 51-100			RPI 101+ Team's RPI: 133		
RPI	S	Opponent	Score	RPI	S	Opponent	Score	RPI	S	Opponent	Score
				33	A	Old Dominion	44 59				
								115	A	Wake Forest	46 74
								138	A	Hampton	68 31
								138	H	Hampton	40 49
								142	H	UNC Greensboro	72 64
								159	A	Gardner-Webb	69 77
								159	H	Gardner-Webb	48 44
								169	A	Radford	43 32
								169	H	Radford	42 48
								178	A	High Point	68 66
								178	H	High Point	73 36
								222	H	Kennesaw St.	63 51
								258	A	UNC Asheville	52 60
								258	H	UNC Asheville	59 52
								272	A	Longwood	70 55
								272	H	Longwood	81 76
								282	A	Winthrop	61 58
								282	H	Winthrop	63 47
								294	A	N.C. Central	64 67
								301	A	Presbyterian	53 47
								301	H	Presbyterian	56 42
								325	A	USC Upstate	80 72
								325	H	USC Upstate	50 38
								328	A	Hofstra	55 58
								342	A	Western Caro.	61 40
								343	A	Charleston So.	43 42
								343	H	Charleston So.	61 36
LAST 10 Division I											
				159	A	Gardner-Webb	69 77				
				138	H	Hampton	40 49				
				301	H	Presbyterian	56 42				
				343	A	Charleston So.	43 42				
				272	H	Longwood	81 76				
				282	A	Winthrop	61 58				
				169	H	Radford	42 48				
				178	A	High Point	68 66				
				258	H	UNC Asheville	59 52				
				325	A	USC Upstate	80 72				

Non-Div I Games: St. Andrews 122 56 Bluefield Col. 65 41

Campbell

Loss, Non-Conf, S Site, H Home A Away N Neutral



Through Games Of March 31, 2010										
Average RPI Win:	280	WON-LOST	WINNING	LAST 10	STRENGTH OF	OPP. STRENGTH	TEAM	ADJ.	CONF.	ADJ CONF.
Average RPI Loss:	208	RECORD	PCT. RANK	GAMES	SCHEDULE	OF SCHEDULE	RPI	RPI	RPI	RPI
DIV. I ONLY	5- 24	324	3-7	297	267	337	337	24	24	
DIV. I NON-CONF.	1- 8	322	0	321	250	345	345	25	25	
TOTALS	RPI 1-25	RPI 26-50	W-L RECORDS	RPI 51-100	RPI 101-150	RPI 150+				
5- 24	0- 0	0- 0	OVERALL	0- 4	0- 2	5- 18				
4- 9	0- 0	0- 0	HOME	0- 2	0- 1	4- 6				
1- 14	0- 0	0- 0	AWAY	0- 2	0- 1	1- 11				
0- 1	0- 0	0- 0	NEUTRAL	0- 0	0- 0	0- 1				
1- 8	0- 0	0- 0	NON-CONFERENCE	0- 0	0- 2	1- 6				
1- 2	0- 0	0- 0	HOME	0- 0	0- 1	1- 1				
0- 5	0- 0	0- 0	AWAY	0- 0	0- 1	0- 4				
0- 1	0- 0	0- 0	NEUTRAL	0- 0	0- 0	0- 1				
4- 16	0- 0	0- 0	CONFERENCE	0- 4	0- 0	4- 12				
3- 7	0- 0	0- 0	HOME	0- 2	0- 0	3- 5				
1- 9	0- 0	0- 0	AWAY	0- 2	0- 0	1- 7				
0- 0	0- 0	0- 0	NEUTRAL	0- 0	0- 0	0- 0				

[illegible]

Non-Div I Games:

Canisius

Loss, Non-Conf, S Site, H Home A Away N Neutral

Central Ark.

Through Games Of March 8, 2020

Average RPI Win:	288	WON-LOST	WINNING	LAST 10	STRENGTH OF	OPP. STRENGTH	TEAM	ADJ.	CONF.	ADJ CONF.
Average RPI Loss:	138	RECORD	PCT. RANK	GAMES	SCHEDULE	OF SCHEDULE	RPI	RPI	RPI	RPI
DIV. I ONLY	10- 16	246	5-5	190	284	237	237	23	23	
DIV. I NON-CONF.	1- 5	313	0	50	161	240	240	24	24	
TOTALS	RPI 1-25	RPI 26-50	W-L RECORDS	RPI 51-100	RPI 101-150	RPI 150+				
10- 16	0- 1	0- 0	OVERALL	0- 6	0- 2	10- 7				
6- 5	0- 0	0- 0	HOME	0- 2	0- 1	6- 2				
4- 11	0- 1	0- 0	AWAY	0- 4	0- 1	4- 5				
0- 0	0- 0	0- 0	NEUTRAL	0- 0	0- 0	0- 0				
1- 5	0- 1	0- 0	NON-CONFERENCE	0- 1	0- 0	1- 3				
1- 0	0- 0	0- 0	HOME	0- 0	0- 0	1- 0				
0- 5	0- 1	0- 0	AWAY	0- 1	0- 0	0- 3				
0- 0	0- 0	0- 0	NEUTRAL	0- 0	0- 0	0- 0				
9- 11	0- 0	0- 0	CONFERENCE	0- 5	0- 2	9- 4				
5- 5	0- 0	0- 0	HOME	0- 2	0- 1	5- 2				
4- 6	0- 0	0- 0	AWAY	0- 3	0- 1	4- 2				
0- 0	0- 0	0- 0	NEUTRAL	0- 0	0- 0	0- 0				

RPI 1-25				RPI 26-50				RPI 51-100				RPI 101+ Team's RPI: 237			
RPI	S	Opponent	Score	RPI	S	Opponent	Score	RPI	S	Opponent	Score	RPI	S	Opponent	Score
21	A	Texas A&M	46 76					64	A	Tennessee	36 63	147	A	Sam Houston St.	58 73
								77	A	A&M-Corpus Christi	47 67	147	H	Sam Houston St.	54 72
								83	A	SFA	41 102	156	H	Jackson St.	57 54
								83	H	SFA	37 58	170	A	New Orleans	73 85
								86	A	Abilene Christian	71 93	170	H	New Orleans	37 49
								86	H	Abilene Christian	64 74	173	A	Tulane	38 65
												178	A	Northern Ky.	56 72
												208	A	Little Rock	48 63
												253	A	Southeastern La.	42 63
												253	H	Southeastern La.	54 47
												255	A	Nicholls St.	53 46
												255	H	Nicholls St.	58 67
												266	H	Lamar University	53 29
												267	A	Incarinate Word	47 37
												315	H	Houston Baptist	63 39
												336	A	Northwestern St.	51 44
												336	H	Northwestern St.	80 62
												347	A	McNeese	70 57
												347	H	McNeese	70 49
LAST 10 Division I															
336	H	Northwestern St.	80 62	147	A	Sam Houston St.	58 73								
253	H	Southeastern La.	54 47	170	A	New Orleans	73 85								
86	A	Abilene Christian	71 93	347	H	McNeese	70 49								
255	H	Nicholls St.	58 67	266	H	Lamar University	53 29								
83	H	SFA	37 58	336	A	Northwestern St.	51 44								

Non-Div I Games: Hendrix 104 28 Central Baptist 66 43 Crowley's Ridge 82 26

Central Ark.

Loss, Non-Conf, S Site, H Home A Away N Neutral

Average RPI Win:	325	WON-LOST	WINNING	LAST 10	STRENGTH OF	OPP. STRENGTH	TEAM	ADJ.	CONF.	ADJ CONF.
Average RPI Loss:	227	RECORD	PCT. RANK	GAMES	SCHEDULE	OF SCHEDULE	RPI	RPI	RPI	RPI
DIV. I ONLY	4- 25	330	2-8	336	334	346	346	30	30	
DIV. I NON-CONF.	1- 10	329	0	296	255	332	332	30	30	
TOTALS	RPI 1-25	RPI 26-50	W-L RECORDS	RPI 51-100	RPI 101-150	RPI 150+				
4- 25	0- 0	0- 1	OVERALL	0- 0	0- 5	4- 19				
3- 9	0- 0	0- 0	HOME	0- 0	0- 1	3- 8				
1- 16	0- 0	0- 1	AWAY	0- 0	0- 4	1- 11				
0- 0	0- 0	0- 0	NEUTRAL	0- 0	0- 0	0- 0				
1- 10	0- 0	0- 1	NON-CONFERENCE	0- 0	0- 3	1- 6				
0- 3	0- 0	0- 0	HOME	0- 0	0- 0	0- 3				
1- 7	0- 0	0- 1	AWAY	0- 0	0- 3	1- 3				
0- 0	0- 0	0- 0	NEUTRAL	0- 0	0- 0	0- 0				
3- 15	0- 0	0- 0	CONFERENCE	0- 0	0- 2	3- 13				
3- 6	0- 0	0- 0	HOME	0- 0	0- 1	3- 5				
0- 9	0- 0	0- 0	AWAY	0- 0	0- 1	0- 8				
0- 0	0- 0	0- 0	NEUTRAL	0- 0	0- 0	0- 0				

[illegible]

**Non-Div I Games:**

Central Conn. St.

Loss, Non-Conf, S Site, H Home A Away N Neutral

RPI	S	Opponent	Score
333	H	LIU Brooklyn	71 57
345	A	Hartford	61 54

Central Conn. St.

## Central Mich.

## Through Games Of March 8, 2020

Average RPI Win:	149	WON-LOST	WINNING	LAST 10	STRENGTH OF	OPP. STRENGTH	TEAM	ADJ.	CONF.	ADJ CONF.
Average RPI Loss:	72	RECORD	PCT. RANK	GAMES	SCHEDULE	OF SCHEDULE	RPI	RPI	RPI	RPI
DIV. I ONLY	23- 6	27	8-2	39	107	18	18	10	10	
DIV. I NON-CONF.	7- 4	100	0	8	73	19	19	10	10	
TOTALS	RPI 1-25	RPI 26-50	W-L RECORDS	RPI 51-100	RPI 101-150	RPI 150+				
23- 6	0- 1	1- 2	OVERALL	6- 1	5- 1	11- 1				
13- 1	0- 0	1- 0	HOME	4- 0	2- 1	6- 0				
10- 5	0- 1	0- 2	AWAY	2- 1	3- 0	5- 1				
0- 0	0- 0	0- 0	NEUTRAL	0- 0	0- 0	0- 0				
7- 4	0- 1	1- 2	NON-CONFERENCE	2- 0	2- 1	2- 0				
4- 1	0- 0	1- 0	HOME	1- 0	1- 1	1- 0				
3- 3	0- 1	0- 2	AWAY	1- 0	1- 0	1- 0				
0- 0	0- 0	0- 0	NEUTRAL	0- 0	0- 0	0- 0				
16- 2	0- 0	0- 0	CONFERENCE	4- 1	3- 0	9- 1				
9- 0	0- 0	0- 0	HOME	3- 0	1- 0	5- 0				
7- 2	0- 0	0- 0	AWAY	1- 1	2- 0	4- 1				
0- 0	0- 0	0- 0	NEUTRAL	0- 0	0- 0	0- 0				

RPI 1-25				RPI 26-50				RPI 51-100				RPI 101+			
RPI	S	Opponent	Score	RPI	S	Opponent	Score	RPI	S	Opponent	Score	RPI	S	Opponent	Score
7	A	Louisville	63 76	29	A	Western Ky.	58 93	53	H	Marist	77 54	109	A	Bethune-Cookman	92 67
				36	A	UCF	58 64	58	A	Ball St.	62 67	110	A	Buffalo	98 93
				38	H	Dayton	81 80	58	H	Ball St.	66 39	118	H	Green Bay	105 111
								71	A	South Dakota St.	79 74	143	A	Western Mich.	80 70
								85	A	Ohio	73 71	143	H	Western Mich.	76 60
								85	H	Ohio	92 90	145	H	Northeastern	79 63
								97	H	Kent St.	71 58	165	A	Akron	77 72
												171	A	Northern Ill.	70 66
												171	H	Northern Ill.	66 60
												181	A	Eastern Mich.	89 82
												181	H	Eastern Mich.	76 69
												185	A	Toledo	67 76
												185	H	Toledo	73 66
												225	A	Miami (OH)	99 87
												225	H	Miami (OH)	76 70
												252	H	Bowling Green	82 75
												254	H	Iona	70 50
												285	A	Oakland	65 47
LAST 10 Division I															
181	H	Eastern Mich.	76 69	97	H	Kent St.	71 58								
185	A	Toledo	67 76	252	H	Bowling Green	82 75								
58	A	Ball St.	62 67	225	A	Miami (OH)	99 87								
143	H	Western Mich.	76 60	171	H	Northern Ill.	66 60								
171	A	Northern Ill.	70 66	85	H	Ohio	92 90								

Non-Div I Games:

Central Mich.

■ Loss, 
 ■ Non-Conf, S Site, 
 ■ Home 
 ■ Away 
 N Neutral

# Charleston So.

Through Games Of March 8, 2020

Average RPI Win:	258	WON-LOST	WINNING	LAST 10	STRENGTH OF	OPP. STRENGTH	TEAM	ADJ.	CONF.	ADJ CONF.
Average RPI Loss:	215	RECORD	PCT. RANK	GAMES	SCHEDULE	OF SCHEDULE	RPI	RPI	RPI	RPI
DIV. I ONLY	2- 25	347	1-9	255	333	343	343	25	25	
DIV. I NON-CONF.	0- 7	338	0	276	337	346	346	28	28	
TOTALS	RPI 1-25	RPI 26-50	W-L RECORDS	RPI 51-100	RPI 101-150	RPI 150+				
2- 25	0- 0	0- 1	OVERALL	0- 0	0- 6	2- 18				
1- 13	0- 0	0- 0	HOME	0- 0	0- 3	1- 10				
1- 12	0- 0	0- 1	AWAY	0- 0	0- 3	1- 8				
0- 0	0- 0	0- 0	NEUTRAL	0- 0	0- 0	0- 0				
0- 7	0- 0	0- 1	NON-CONFERENCE	0- 0	0- 2	0- 4				
0- 4	0- 0	0- 0	HOME	0- 0	0- 1	0- 3				
0- 3	0- 0	0- 1	AWAY	0- 0	0- 1	0- 1				
0- 0	0- 0	0- 0	NEUTRAL	0- 0	0- 0	0- 0				
2- 18	0- 0	0- 0	CONFERENCE	0- 0	0- 4	2- 14				
1- 9	0- 0	0- 0	HOME	0- 0	0- 2	1- 7				
1- 9	0- 0	0- 0	AWAY	0- 0	0- 2	1- 7				
0- 0	0- 0	0- 0	NEUTRAL	0- 0	0- 0	0- 0				

RPI S	Opponent	Score	RPI S	Opponent	Score	RPI S	Opponent	Score	RPI S	Opponent	Score	Team's RPI: 343
			31 A	Florida St.	36 88				109 H	Bethune-Cookman	41 81	
									133 A	Campbell	36 61	
									133 H	Campbell	42 43	
									138 A	Hampton	57 66	
									138 H	Hampton	59 64	
									149 A	North Carolina	54 85	
									159 A	Gardner-Webb	45 67	
									159 H	Gardner-Webb	52 79	
									169 A	Radford	35 72	
									169 H	Radford	40 64	
									178 A	High Point	55 71	
									178 H	High Point	70 84	
									217 H	North Dakota	57 73	
									258 A	UNC Asheville	60 48	
									258 H	UNC Asheville	56 54	
									261 H	Col. of Charleston	70 79	
									272 A	Longwood	64 84	
									272 H	Longwood	52 63	
									282 A	Winthrop	46 56	
									282 H	Winthrop	53 58	
									301 A	Presbyterian	53 76	
									301 H	Presbyterian	46 67	
									325 A	USC Upstate	53 70	
									325 H	USC Upstate	64 71	
									342 A	Western Caro.	64 69	
									350 H	South Carolina St.	75 81	
LAST 10 Division I												
			272 H	Longwood	52 63		301 A	Presbyterian	53 76			
			178 A	High Point	55 71		325 H	USC Upstate	64 71			
			138 A	Hampton	57 66		169 H	Radford	40 64			
			133 H	Campbell	42 43		282 A	Winthrop	46 56			
			258 H	UNC Asheville	56 54		159 A	Gardner-Webb	45 67			

Non-Div I Games: Columbia (SC) 76 59 Virginia-Lynchburg 92 55

Charleston So.

Loss, Non-Conf, S Site, H Home A Away N Neutral

Average RPI Win: <b>190</b>	WON-LOST	WINNING	LAST 10	STRENGTH OF	OPP. STRENGTH	TEAM	ADJ.	CONF.	ADJ CONF.
Average RPI Loss: <b>80</b>	RECORD	PCT. RANK	GAMES	SCHEDULE	OF SCHEDULE	RPI	RPI	RPI	RPI
DIV. I ONLY	<b>20- 9</b>	<b>65</b>	<b>7-3</b>	<b>103</b>	<b>115</b>	<b>60</b>	<b>60</b>	<b>13</b>	<b>13</b>
DIV. I NON-CONF.	<b>9- 2</b>	<b>37</b>	<b>0</b>	<b>151</b>	<b>53</b>	<b>50</b>	<b>50</b>	<b>16</b>	<b>16</b>
TOTALS	RPI 1-25	RPI 26-50	W-L RECORDS	RPI 51-100	RPI 101-150	RPI 150+			
20- 9	0- 1	1- 5	OVERALL	2- 1	4- 0	13- 2			
11- 3	0- 0	1- 2	HOME	1- 1	1- 0	8- 0			
7- 6	0- 1	0- 3	AWAY	0- 0	3- 0	4- 2			
2- 0	0- 0	0- 0	NEUTRAL	1- 0	0- 0	1- 0			
9- 2	0- 1	0- 0	NON-CONFERENCE	1- 1	3- 0	5- 0			
4- 1	0- 0	0- 0	HOME	0- 1	1- 0	3- 0			
3- 1	0- 1	0- 0	AWAY	0- 0	2- 0	1- 0			
2- 0	0- 0	0- 0	NEUTRAL	1- 0	0- 0	1- 0			
11- 7	0- 0	1- 5	CONFERENCE	1- 0	1- 0	8- 2			
7- 2	0- 0	1- 2	HOME	1- 0	0- 0	5- 0			
4- 5	0- 0	0- 3	AWAY	0- 0	1- 0	3- 2			
0- 0	0- 0	0- 0	NEUTRAL	0- 0	0- 0	0- 0			

RPI 1-25				RPI 26-50				RPI 51-100				Team's RPI: 60		RPI 101+			
RPI	S	Opponent	Score	RPI	S	Opponent	Score	RPI	S	Opponent	Score			RPI	S	Opponent	Score
23	A	Kentucky	39 86	29	A	Western Ky.	60 71	54	H	Rice	62 51			101	A	UAB	83 75
				29	H	Western Ky.	56 60	62	N	Boston College	84 68			115	A	Wake Forest	77 65
				33	A	Old Dominion	51 54	89	H	Fordham	51 76			125	H	Richmond	78 59
				33	H	Old Dominion	63 59							140	A	Davidson	75 64
				46	A	Middle Tenn.	59 83							159	H	Gardner-Webb	74 49
				46	H	Middle Tenn.	74 79							173	N	Tulane	60 56
														186	H	Delaware	61 57
														202	A	Fla. Atlantic	44 65
														205	A	Southern Miss.	59 55
														205	H	Southern Miss.	63 59
														219	A	UTEP	76 82
														235	H	North Texas	72 59
														242	A	East Carolina	59 47
														251	H	Marshall	52 46
														264	H	Louisiana Tech	55 37
														310	A	FIU	64 50
														310	H	FIU	49 31
														318	H	UMES	64 44
														321	A	UTSA	67 47
LAST 10 Division I																	
				46	H	Middle Tenn.	74 79	54	H	Rice	62 51						
				29	A	Western Ky.	60 71	235	H	North Texas	72 59						
				310	H	FIU	49 31	321	A	UTSA	67 47						
				205	A	Southern Miss.	59 55	219	A	UTEP	76 82						
				33	H	Old Dominion	63 59	205	H	Southern Miss.	63 59						

Non-Div I Games:

Charlotte

■ Loss, 
■ Non-Conf, S Site, 
■ Home 
■ Away 
N Neutral

## Chattanooga

Through Games Of March 8, 2020

Average RPI Win:	233	WON-LOST	WINNING	LAST 10	STRENGTH OF	OPP. STRENGTH	TEAM	ADJ.	CONF.	ADJ CONF.
Average RPI Loss:	141	RECORD	PCT. RANK	GAMES	SCHEDULE	OF SCHEDULE	RPI	RPI	RPI	RPI
DIV. I ONLY	11- 18	248	7-3	119	214	207	207	27	27	
DIV. I NON-CONF.	1- 13	337	0	9	75	203	203	21	21	
TOTALS	RPI 1-25	RPI 26-50	W-L RECORDS	RPI 51-100	RPI 101-150	RPI 150+				
11- 18	0- 2	0- 3	OVERALL	1- 4	1- 2	9- 7				
6- 7	0- 0	0- 2	HOME	0- 1	1- 1	5- 3				
5- 10	0- 2	0- 1	AWAY	1- 3	0- 1	4- 3				
0- 1	0- 0	0- 0	NEUTRAL	0- 0	0- 0	0- 1				
1- 13	0- 2	0- 3	NON-CONFERENCE	1- 4	0- 1	0- 3				
0- 6	0- 0	0- 2	HOME	0- 1	0- 1	0- 2				
1- 7	0- 2	0- 1	AWAY	1- 3	0- 0	0- 1				
0- 0	0- 0	0- 0	NEUTRAL	0- 0	0- 0	0- 0				
10- 5	0- 0	0- 0	CONFERENCE	0- 0	1- 1	9- 4				
6- 1	0- 0	0- 0	HOME	0- 0	1- 0	5- 1				
4- 3	0- 0	0- 0	AWAY	0- 0	0- 1	4- 2				
0- 1	0- 0	0- 0	NEUTRAL	0- 0	0- 0	0- 1				

RPI 1-25			RPI 26-50			RPI 51-100			RPI 101+ Team's RPI: 207		
RPI	S	Opponent	Score	RPI	S	Opponent	Score	RPI	S	Opponent	Score
7	A	Louisville	37 86	44	H	Troy	51 90	55	A	Belmont	50 63
16	A	NC State	38 74	45	H	Purdue	34 66	59	A	Cincinnati	53 72
				48	A	UT Martin	51 78	71	A	South Dakota St.	56 71
								85	H	Ohio	58 70
								99	A	Liberty	71 54
LAST 10 Division I											
324	N	Mercer	55 63	196	A	Furman	69 63	324	H	Mercer	58 52
287	H	ETSU	69 65	342	H	Western Caro.	53 61	324	N	Mercer	55 63
151	H	Samford	64 58	142	H	UNC Greensboro	74 59	342	A	Western Caro.	59 52
324	H	Mercer	58 52	287	A	ETSU	91 82	342	H	Western Caro.	53 61
271	A	Wofford	51 49	324	A	Mercer	48 55				

Non-Div I Games:

Chattanooga

■ Loss, 
 ■ Non-Conf, S Site, 
 ■ Home 
 ■ Away 
 N Neutral



Average RPI Win:	240	WON-LOST	WINNING	LAST 10	STRENGTH OF	OPP. STRENGTH	TEAM	ADJ.	CONF.	ADJ CONF.
Average RPI Loss:	233	RECORD	PCT. RANK	GAMES	SCHEDULE	OF SCHEDULE	RPI	RPI	RPI	RPI
DIV. I ONLY	1- 26	350	1-9	308	319	349	349	31	31	
DIV. I NON-CONF.	0- 13	338	0	273	247	343	343	32	32	
TOTALS	RPI 1-25	RPI 26-50	W-L RECORDS	RPI 51-100	RPI 101-150	RPI 150+				
1- 26	0- 0	0- 1	OVERALL	0- 0	0- 4	1- 21				
0- 12	0- 0	0- 1	HOME	0- 0	0- 1	0- 10				
1- 13	0- 0	0- 0	AWAY	0- 0	0- 3	1- 10				
0- 1	0- 0	0- 0	NEUTRAL	0- 0	0- 0	0- 1				
0- 13	0- 0	0- 1	NON-CONFERENCE	0- 0	0- 4	0- 8				
0- 6	0- 0	0- 1	HOME	0- 0	0- 1	0- 4				
0- 6	0- 0	0- 0	AWAY	0- 0	0- 3	0- 3				
0- 1	0- 0	0- 0	NEUTRAL	0- 0	0- 0	0- 1				
1- 13	0- 0	0- 0	CONFERENCE	0- 0	0- 0	1- 13				
0- 6	0- 0	0- 0	HOME	0- 0	0- 0	0- 6				
1- 7	0- 0	0- 0	AWAY	0- 0	0- 0	1- 7				
0- 0	0- 0	0- 0	NEUTRAL	0- 0	0- 0	0- 0				

RPI 1-25			RPI 26-50			RPI 51-100			RPI 101+			Team's RPI: 349
RPI	S	Opponent	Score	RPI	S	Opponent	Score	RPI	S	Opponent	Score	
				27	H	Arizona	50 82					
								102	A	UT Arlington	53 84	
								118	H	Green Bay	46 102	
								135	A	Valparaiso	49 95	
								143	A	Western Mich.	69 90	
								153	H	Loyola Chicago	53 98	
								200	A	UMKC	57 73	
								200	H	UMKC	50 85	
								204	A	Illinois	66 96	
								211	H	Western Ill.	78 88	
								234	A	Nevada	60 80	
								240	A	CSU Bakersfield	60 58	
								240	H	CSU Bakersfield	51 58	
								245	N	UC Santa Barbara	65 96	
								248	A	Grand Canyon	49 69	
								248	H	Grand Canyon	57 68	
								284	A	California Baptist	68 103	
								284	H	California Baptist	65 80	
								285	H	Oakland	70 98	
								289	A	Utah Valley	58 89	
								300	A	UTRGV	68 77	
								300	H	UTRGV	67 87	
								306	A	Seattle U	51 80	
								313	A	New Mexico St.	56 80	
								313	H	New Mexico St.	60 73	
								330	A	Evansville	42 76	
								341	H	UIC	61 73	
LAST 10 Division I												
				200	H	UMKC	50 85					
				284	A	California Baptist	68 103					
				248	H	Grand Canyon	57 68					
				240	H	CSU Bakersfield	51 58					
				300	A	UTRGV	68 77					
				313	A	New Mexico St.	56 80					
				200	A	UMKC	57 73					
				284	H	California Baptist	65 80					
				240	A	CSU Bakersfield	60 58					
				248	A	Grand Canyon	49 69					

Non-Div I Games:

Chicago St.

■ Loss, 
 ■ Non-Conf, 
 ■ S Site, 
 ■ H Home 
 ■ A Away 
 N Neutral

Average RPI Win: <b>180</b>	WON-LOST	WINNING	LAST 10	STRENGTH OF	OPP. STRENGTH	TEAM	ADJ.	CONF.	ADJ CONF.
Average RPI Loss: <b>49</b>	RECORD	PCT. RANK	GAMES	SCHEDULE	OF SCHEDULE	RPI	RPI	RPI	RPI
DIV. I ONLY	<b>22- 9</b>	<b>54</b>	<b>8-2</b>	<b>113</b>	<b>69</b>	<b>59</b>	<b>59</b>	<b>9</b>	<b>9</b>
DIV. I NON-CONF.	<b>9- 4</b>	<b>84</b>	<b>0</b>	<b>203</b>	<b>39</b>	<b>129</b>	<b>129</b>	<b>9</b>	<b>9</b>
TOTALS	RPI 1-25	RPI 26-50	W-L RECORDS	RPI 51-100	RPI 101-150	RPI 150+			
22- 9	0- 4	2- 2	OVERALL	3- 2	2- 0	15- 1			
14- 3	0- 2	1- 0	HOME	2- 1	2- 0	9- 0			
6- 4	0- 1	0- 1	AWAY	1- 1	0- 0	5- 1			
2- 2	0- 1	1- 1	NEUTRAL	0- 0	0- 0	1- 0			
9- 4	0- 2	0- 1	NON-CONFERENCE	2- 1	1- 0	6- 0			
7- 2	0- 1	0- 0	HOME	1- 1	1- 0	5- 0			
2- 0	0- 0	0- 0	AWAY	1- 0	0- 0	1- 0			
0- 2	0- 1	0- 1	NEUTRAL	0- 0	0- 0	0- 0			
13- 5	0- 2	2- 1	CONFERENCE	1- 1	1- 0	9- 1			
7- 1	0- 1	1- 0	HOME	1- 0	1- 0	4- 0			
4- 4	0- 1	0- 1	AWAY	0- 1	0- 0	4- 1			
2- 0	0- 0	1- 0	NEUTRAL	0- 0	0- 0	1- 0			

RPI 1-25				RPI 26-50				RPI 51-100 Team's RPI: 59				RPI 101+			
RPI	S	Opponent	Score	RPI	S	Opponent	Score	RPI	S	Opponent	Score	RPI	S	Opponent	Score
4	A	UConn	50 <b>80</b>	36	A	UCF	42 <b>49</b>	58	H	Ball St.	63 56	105	H	Utah	68 62
4	H	UConn	58 <b>105</b>	36	H	UCF	81 64	65	A	South Fla.	68 <b>76</b>	116	H	Temple	86 81
15	N	Iowa	61 <b>69</b>	36	N	UCF	57 51	65	H	South Fla.	60 55	168	A	Wichita St.	75 54
17	H	Ohio St.	73 <b>78</b>	47	N	Bucknell	48 <b>56</b>	84	H	Saint Louis	50 <b>60</b>	173	A	Tulane	59 <b>64</b>
								88	A	VCU	58 56	173	H	Tulane	87 63
												197	A	Memphis	73 66
												197	N	Memphis	94 52
												207	H	Chattanooga	72 53
												215	A	Houston	74 65
												215	H	Houston	85 66
												225	H	Miami (OH)	98 68
												228	A	SMU	73 58
												233	H	Alabama A&M	62 47
												242	H	East Carolina	76 53
												260	H	Tulsa	78 53
												268	A	Xavier	85 78
												286	H	Pittsburgh	69 53
												335	H	Coppin St.	86 40
LAST 10 Division I															
				36	N	UCF	57 51	173	H	Tulane	87 63				
				197	N	Memphis	94 52	215	A	Houston	74 65				
				242	H	East Carolina	76 53	36	A	UCF	42 <b>49</b>				
				168	A	Wichita St.	75 54	260	H	Tulsa	78 53				
				4	H	UConn	58 <b>105</b>	228	A	SMU	73 58				

Non-Div I Games:

Cincinnati

■ Loss, 
■ Non-Conf, 
■ S Site, 
■ Home 
■ Away 
N Neutral

Average RPI Win:	215	WON-LOST	WINNING	LAST 10	STRENGTH OF	OPP. STRENGTH	TEAM	ADJ.	CONF.	ADJ CONF.
Average RPI Loss:	87	RECORD	PCT. RANK	GAMES	SCHEDULE	OF SCHEDULE	RPI	RPI	RPI	RPI
DIV. I ONLY	8- 23	307	1-9	69	63	221	221	5	5	
DIV. I NON-CONF.	4- 7	225	0	135	160	224	224	4	4	
TOTALS	RPI 1-25	RPI 26-50	W-L RECORDS	RPI 51-100	RPI 101-150	RPI 150+				
8- 23	0- 5	1- 3	OVERALL	0- 7	2- 5	5- 3				
4- 11	0- 3	1- 1	HOME	0- 3	0- 2	3- 2				
2- 10	0- 1	0- 2	AWAY	0- 3	1- 3	1- 1				
2- 2	0- 1	0- 0	NEUTRAL	0- 1	1- 0	1- 0				
4- 7	0- 3	0- 0	NON-CONFERENCE	0- 1	0- 0	4- 3				
2- 4	0- 1	0- 0	HOME	0- 1	0- 0	2- 2				
1- 2	0- 1	0- 0	AWAY	0- 0	0- 0	1- 1				
1- 1	0- 1	0- 0	NEUTRAL	0- 0	0- 0	1- 0				
4- 16	0- 2	1- 3	CONFERENCE	0- 6	2- 5	1- 0				
2- 7	0- 2	1- 1	HOME	0- 2	0- 2	1- 0				
1- 8	0- 0	0- 2	AWAY	0- 3	1- 3	0- 0				
1- 1	0- 0	0- 0	NEUTRAL	0- 1	1- 0	0- 0				

RPI 1-25				RPI 26-50				RPI 51-100				RPI 101+ Team's RPI: 221			
RPI	S	Opponent	Score	RPI	S	Opponent	Score	RPI	S	Opponent	Score	RPI	S	Opponent	Score
1	H	South Carolina	48 <b>84</b>	26	H	Duke	62 58	62	H	Boston College	68 <b>70</b>	115	A	Wake Forest	58 <b>63</b>
3	N	Maryland	44 <b>63</b>	31	A	Florida St.	54 <b>81</b>	62	N	Boston College	73 <b>85</b>	115	H	Wake Forest	52 <b>66</b>
7	H	Louisville	50 <b>75</b>	31	H	Florida St.	64 <b>81</b>	72	H	Alabama	54 <b>67</b>	120	A	Miami (FL)	64 <b>68</b>
15	A	Iowa	60 <b>74</b>	40	A	Virginia Tech	50 <b>71</b>	76	A	Virginia	54 <b>70</b>	120	H	Miami (FL)	48 <b>63</b>
16	H	NC State	60 <b>79</b>					79	A	Georgia Tech	47 <b>49</b>	120	N	Miami (FL)	71 56
								79	H	Georgia Tech	44 <b>56</b>	122	A	Notre Dame	71 55
								100	A	Syracuse	46 <b>59</b>	149	A	North Carolina	72 <b>86</b>
												164	H	N.C. A&T	74 <b>82</b>
												196	H	Furman	77 71
												220	A	Penn St.	55 <b>68</b>
												286	H	Pittsburgh	75 67
												320	H	Navy	52 <b>65</b>
												322	N	Alcorn	77 46
												324	A	Mercer	65 61
												326	H	Alabama St.	76 43
LAST 10 Division I															
		62 N Boston College	73 <b>85</b>			120 H Miami (FL)	48 <b>63</b>								
		120 N Miami (FL)	71 56			115 H Wake Forest	52 <b>66</b>								
		79 H Georgia Tech	44 <b>56</b>			62 H Boston College	68 <b>70</b>								
		31 A Florida St.	54 <b>81</b>			76 A Virginia	54 <b>70</b>								
		100 A Syracuse	46 <b>59</b>			149 A North Carolina	72 <b>86</b>								

Non-Div I Games:

Clemson

■ Loss, 
■ Non-Conf, 
■ S Site, 
■ H Home 
■ A Away 
N Neutral

## Cleveland St.

Through Games Of March 8, 2020

Average RPI Win:	273	WON-LOST	WINNING	LAST 10	STRENGTH OF	OPP. STRENGTH	TEAM	ADJ.	CONF.	ADJ CONF.
Average RPI Loss:	179	RECORD	PCT. RANK	GAMES	SCHEDULE	OF SCHEDULE	RPI	RPI	RPI	RPI
DIV. I ONLY	19- 10	77	6-4	349	255	189	189	22	22	
DIV. I NON-CONF.	8- 1	26	0	351	263	182	182	22	22	
TOTALS	RPI 1-25	RPI 26-50	W-L RECORDS	RPI 51-100	RPI 101-150	RPI 150+				
19- 10	0- 0	0- 0	OVERALL	0- 2	0- 2	19- 6				
8- 3	0- 0	0- 0	HOME	0- 1	0- 1	8- 1				
11- 7	0- 0	0- 0	AWAY	0- 1	0- 1	11- 5				
0- 0	0- 0	0- 0	NEUTRAL	0- 0	0- 0	0- 0				
8- 1	0- 0	0- 0	NON-CONFERENCE	0- 0	0- 0	8- 1				
1- 0	0- 0	0- 0	HOME	0- 0	0- 0	1- 0				
7- 1	0- 0	0- 0	AWAY	0- 0	0- 0	7- 1				
0- 0	0- 0	0- 0	NEUTRAL	0- 0	0- 0	0- 0				
11- 9	0- 0	0- 0	CONFERENCE	0- 2	0- 2	11- 5				
7- 3	0- 0	0- 0	HOME	0- 1	0- 1	7- 1				
4- 6	0- 0	0- 0	AWAY	0- 1	0- 1	4- 4				
0- 0	0- 0	0- 0	NEUTRAL	0- 0	0- 0	0- 0				

RPI S	Opponent	Score	RPI S	Opponent	Score	RPI S	Opponent	Score	RPI S	Opponent	Score	Team's RPI: 189
						78	A IUPUI	48 58	118	A Green Bay	51 81	
						78	H IUPUI	53 78	118	H Green Bay	54 74	
									165	H Akron	66 62	
									166	A Wright St.	63 52	
									166	A Wright St.	62 78	
									166	H Wright St.	73 75	
									178	A Northern Ky.	73 68	
									178	H Northern Ky.	66 62	
									216	A Milwaukee	57 61	
									216	H Milwaukee	58 49	
									252	A Bowling Green	62 89	
									262	A Youngstown St.	72 84	
									262	H Youngstown St.	60 52	
									262	H Youngstown St.	84 48	
									277	A Delaware St.	57 49	
									285	A Oakland	79 58	
									285	H Oakland	83 64	
									287	A ETSU	62 54	
									296	A St. Bonaventure	65 62	
									308	A Omaha	79 66	
									328	A Hofstra	61 51	
									332	A Detroit Mercy	59 70	
									332	H Detroit Mercy	68 63	
									333	A LIU Brooklyn	79 49	
									341	A UIC	83 43	
									341	H UIC	84 44	
LAST 10 Division I												
			166	A Wright St.	63 52		285	H Oakland	83 64			
			262	H Youngstown St.	84 48		262	A Youngstown St.	72 84			
			216	A Milwaukee	57 61		166	H Wright St.	73 75			
			118	A Green Bay	51 81		178	H Northern Ky.	66 62			
			332	H Detroit Mercy	68 63		341	A UIC	83 43			

Non-Div I Games: Davis &amp; Elkins 110 41 Lake Erie 95 49

Cleveland St.

Loss, Non-Conf, S Site, H Home A Away N Neutral

C  
l  
e  
v  
e  
l  
a  
n  
d  
S  
t  
.

Cleveland St.  
RPI S Opponent Score

Through Games Of March 8, 2020

RPI	S	Opponent	Score
342	A	Western Caro.	68 61

C  
l  
e  
v  
e  
l  
a  
n  
d  
S  
t  
.

Cleveland St.

Average RPI Win:	240	WON-LOST	WINNING	LAST 10	STRENGTH OF	OPP. STRENGTH	TEAM	ADJ.	CONF.	ADJ CONF.
Average RPI Loss:	157	RECORD	PCT. RANK	GAMES	SCHEDULE	OF SCHEDULE	RPI	RPI	RPI	RPI
DIV. I ONLY	23- 4	18	9-1	311	263	96	96	21	21	
DIV. I NON-CONF.	8- 1	26	0	343	320	164	164	19	19	
TOTALS	RPI 1-25	RPI 26-50	W-L RECORDS	RPI 51-100	RPI 101-150	RPI 150+				
23- 4	0- 0	1- 1	OVERALL	0- 0	3- 1	19- 2				
12- 2	0- 0	1- 0	HOME	0- 0	2- 1	9- 1				
10- 2	0- 0	0- 1	AWAY	0- 0	1- 0	9- 1				
1- 0	0- 0	0- 0	NEUTRAL	0- 0	0- 0	1- 0				
8- 1	0- 0	0- 0	NON-CONFERENCE	0- 0	1- 1	7- 0				
4- 1	0- 0	0- 0	HOME	0- 0	1- 1	3- 0				
3- 0	0- 0	0- 0	AWAY	0- 0	0- 0	3- 0				
1- 0	0- 0	0- 0	NEUTRAL	0- 0	0- 0	1- 0				
15- 3	0- 0	1- 1	CONFERENCE	0- 0	2- 0	12- 2				
8- 1	0- 0	1- 0	HOME	0- 0	1- 0	6- 1				
7- 2	0- 0	0- 1	AWAY	0- 0	1- 0	6- 1				
0- 0	0- 0	0- 0	NEUTRAL	0- 0	0- 0	0- 0				

RPI 1-25				RPI 26-50				RPI 51-100				Team's RPI: 96		RPI 101+			
RPI	S	Opponent	Score	RPI	S	Opponent	Score	RPI	S	Opponent	Score			RPI	S	Opponent	Score
				44	A	Troy	77 84							102	A	UT Arlington	80 62
				44	H	Troy	124 103							102	H	UT Arlington	62 56
														125	H	Richmond	67 79
														142	H	UNC Greensboro	63 54
														172	N	Elon	76 65
														190	H	Louisiana	83 74
														208	A	Little Rock	68 48
														214	A	Appalachian St.	80 53
														214	H	Appalachian St.	80 83
														238	A	South Alabama	71 62
														238	H	South Alabama	76 73
														244	A	Arkansas St.	61 63
														249	A	Texas St.	69 59
														249	H	Texas St.	75 67
														250	H	George Mason	74 59
														271	A	Wofford	78 73
														273	A	UNCW	62 43
														288	A	Ga. Southern	90 74
														288	H	Ga. Southern	66 59
														316	A	Georgia St.	66 50
														316	H	Georgia St.	87 45
														329	H	Ark.-Pine Bluff	76 69
														342	A	Western Caro.	66 43
														348	H	La.-Monroe	88 69
														350	H	South Carolina St.	85 44
LAST 10 Division I																	
				214	H	Appalachian St.	80 83			238	H	South Alabama	76 73				
				190	H	Louisiana	83 74			44	H	Troy	124 103				
				348	H	La.-Monroe	88 69			102	A	UT Arlington	80 62				
				316	A	Georgia St.	66 50			249	A	Texas St.	69 59				
				288	A	Ga. Southern	90 74			316	H	Georgia St.	87 45				

Non-Div I Games: UNC Pembroke 86 44 Wesleyan (GA) 132 32

Coastal Caro.

Average RPI Win:	258	WON-LOST	WINNING	LAST 10	STRENGTH OF	OPP. STRENGTH	TEAM	ADJ.	CONF.	ADJ CONF.
Average RPI Loss:	153	RECORD	PCT. RANK	GAMES	SCHEDULE	OF SCHEDULE	RPI	RPI	RPI	RPI
DIV. I ONLY	12- 16	216	3-7	300	187	261	261	14	14	
DIV. I NON-CONF.	6- 4	123	0	345	342	260	260	13	13	
TOTALS	RPI 1-25	RPI 26-50	W-L RECORDS	RPI 51-100	RPI 101-150	RPI 150+				
12- 16	0- 0	1- 3	OVERALL	0- 0	1- 5	10- 8				
7- 6	0- 0	1- 1	HOME	0- 0	1- 2	5- 3				
5- 10	0- 0	0- 2	AWAY	0- 0	0- 3	5- 5				
0- 0	0- 0	0- 0	NEUTRAL	0- 0	0- 0	0- 0				
6- 4	0- 0	0- 0	NON-CONFERENCE	0- 0	0- 2	6- 2				
2- 2	0- 0	0- 0	HOME	0- 0	0- 1	2- 1				
4- 2	0- 0	0- 0	AWAY	0- 0	0- 1	4- 1				
0- 0	0- 0	0- 0	NEUTRAL	0- 0	0- 0	0- 0				
6- 12	0- 0	1- 3	CONFERENCE	0- 0	1- 3	4- 6				
5- 4	0- 0	1- 1	HOME	0- 0	1- 1	3- 2				
1- 8	0- 0	0- 2	AWAY	0- 0	0- 2	1- 4				
0- 0	0- 0	0- 0	NEUTRAL	0- 0	0- 0	0- 0				

RPI 1-25				RPI 26-50				RPI 51-100				RPI 101+				Team's RPI: 261	
RPI	S	Opponent	Score	RPI	S	Opponent	Score	RPI	S	Opponent	Score	RPI	S	Opponent	Score		
				30	A	James Madison	50 81					104	A	William & Mary	60 85		
				30	H	James Madison	53 87					104	H	William & Mary	74 80		
				41	A	Drexel	60 72					115	A	Wake Forest	50 106		
				41	H	Drexel	73 59					142	H	UNC Greensboro	56 69		
												145	A	Northeastern	68 72		
												145	H	Northeastern	66 61		
												172	A	Elon	48 90		
												172	H	Elon	57 85		
												178	A	High Point	79 70		
												186	A	Delaware	54 63		
												186	H	Delaware	84 73		
												193	A	Towson	72 83		
												193	H	Towson	62 79		
												250	H	George Mason	61 72		
												273	A	UNCW	50 74		
												273	H	UNCW	67 63		
												282	A	Winthrop	84 73		
												294	H	N.C. Central	85 78		
												301	A	Presbyterian	54 58		
												328	A	Hofstra	63 60		
												328	H	Hofstra	67 63		
												342	H	Western Caro.	73 62		
												343	A	Charleston So.	79 70		
												350	A	South Carolina St.	76 55		
LAST 10 Division I																	
				41	A	Drexel	60 72					193	A	Towson	72 83		
				186	A	Delaware	54 63					30	A	James Madison	50 81		
				145	H	Northeastern	66 61					172	H	Elon	57 85		
				328	H	Hofstra	67 63					104	H	William & Mary	74 80		
				273	A	UNCW	50 74					328	A	Hofstra	63 60		

Non-Div I Games: Coker 82 57

Col. of Charleston

■ Loss, 
 ■ Non-Conf, 
 ■ S Site, 
 ■ Home 
 ■ A Away 
 N Neutral

## Colgate

Through Games Of March 8, 2020

Average RPI Win: <b>228</b>	WON-LOST	WINNING	LAST 10	STRENGTH OF	OPP. STRENGTH	TEAM	ADJ.	CONF.	ADJ CONF.
Average RPI Loss: <b>115</b>	RECORD	PCT. RANK	GAMES	SCHEDULE	OF SCHEDULE	RPI	RPI	RPI	RPI
DIV. I ONLY	<b>19- 10</b>	<b>77</b>	<b>5-5</b>	<b>211</b>	<b>164</b>	<b>111</b>	<b>111</b>	<b>16</b>	<b>16</b>
DIV. I NON-CONF.	<b>8- 3</b>	<b>68</b>	<b>0</b>	<b>243</b>	<b>171</b>	<b>89</b>	<b>89</b>	<b>15</b>	<b>15</b>
TOTALS	RPI 1-25	RPI 26-50	W-L RECORDS	RPI 51-100	RPI 101-150	RPI 150+			
19- 10	0- 1	0- 2	OVERALL	1- 2	4- 2	14- 3			
11- 3	0- 0	0- 1	HOME	1- 0	1- 2	9- 0			
8- 7	0- 1	0- 1	AWAY	0- 2	3- 0	5- 3			
0- 0	0- 0	0- 0	NEUTRAL	0- 0	0- 0	0- 0			
8- 3	0- 1	0- 0	NON-CONFERENCE	1- 2	0- 0	7- 0			
5- 0	0- 0	0- 0	HOME	1- 0	0- 0	4- 0			
3- 3	0- 1	0- 0	AWAY	0- 2	0- 0	3- 0			
0- 0	0- 0	0- 0	NEUTRAL	0- 0	0- 0	0- 0			
11- 7	0- 0	0- 2	CONFERENCE	0- 0	4- 2	7- 3			
6- 3	0- 0	0- 1	HOME	0- 0	1- 2	5- 0			
5- 4	0- 0	0- 1	AWAY	0- 0	3- 0	2- 3			
0- 0	0- 0	0- 0	NEUTRAL	0- 0	0- 0	0- 0			

RPI 1-25				RPI 26-50				RPI 51-100				RPI 101+ Team's RPI: 111			
RPI	S	Opponent	Score	RPI	S	Opponent	Score	RPI	S	Opponent	Score	RPI	S	Opponent	Score
12	A	Northwestern	44 <b>73</b>	47	A	Bucknell	43 <b>66</b>	52	H	Yale	70 67	121	A	Lehigh	82 73
				47	H	Bucknell	65 <b>76</b>	72	A	Alabama	52 <b>72</b>	121	H	Lehigh	70 <b>86</b>
								84	A	Saint Louis	51 <b>61</b>	126	A	Holy Cross	80 69
												126	H	Holy Cross	71 60
												129	A	Boston U.	70 61
												129	H	Boston U.	58 <b>60</b>
												163	A	Lafayette	39 <b>55</b>
												163	H	Lafayette	73 52
												192	A	Cornell	62 58
												201	A	American	61 <b>63</b>
												201	H	American	63 62
												212	H	UMass Lowell	73 51
												274	A	Army West Point	67 <b>81</b>
												274	H	Army West Point	100 93
												278	H	Siena	88 51
												279	A	Loyola Maryland	76 74
												279	H	Loyola Maryland	79 70
												291	H	Niagara	85 72
												304	H	Wagner	74 58
												320	A	Navy	65 53
												320	H	Navy	80 55
												331	A	NJIT	79 52
												337	A	Canisius	90 69
LAST 10 Division I															
121	H	Lehigh	70 <b>86</b>	279	H	Loyola Maryland	79 70								
274	A	Army West Point	67 <b>81</b>	129	H	Boston U.	58 <b>60</b>								
47	H	Bucknell	65 <b>76</b>	320	A	Navy	65 53								
126	A	Holy Cross	80 69	126	H	Holy Cross	71 60								
121	A	Lehigh	82 73	163	A	Lafayette	39 <b>55</b>								

Non-Div I Games:

Colgate

■ Loss, 
 ■ Non-Conf, 
 ■ S Site, 
 ■ H Home 
 ■ A Away 
 N Neutral



Average RPI Win:	172	WON-LOST	WINNING	LAST 10	STRENGTH OF	OPP. STRENGTH	TEAM	ADJ.	CONF.	ADJ CONF.
Average RPI Loss:	46	RECORD	PCT. RANK	GAMES	SCHEDULE	OF SCHEDULE	RPI	RPI	RPI	RPI
DIV. I ONLY	16- 14	155	2-8	58	18	94	94	1	1	
DIV. I NON-CONF.	11- 0	1	0	291	185	51	51	2	2	
TOTALS	RPI 1-25	RPI 26-50	W-L RECORDS	RPI 51-100	RPI 101-150	RPI 150+				
16- 14	0- 8	1- 1	OVERALL	1- 2	6- 3	8- 0				
9- 6	0- 4	1- 1	HOME	1- 0	3- 1	4- 0				
6- 7	0- 4	0- 0	AWAY	0- 1	2- 2	4- 0				
1- 1	0- 0	0- 0	NEUTRAL	0- 1	1- 0	0- 0				
11- 0	0- 0	0- 0	NON-CONFERENCE	0- 0	3- 0	8- 0				
6- 0	0- 0	0- 0	HOME	0- 0	2- 0	4- 0				
4- 0	0- 0	0- 0	AWAY	0- 0	0- 0	4- 0				
1- 0	0- 0	0- 0	NEUTRAL	0- 0	1- 0	0- 0				
5- 14	0- 8	1- 1	CONFERENCE	1- 2	3- 3	0- 0				
3- 6	0- 4	1- 1	HOME	1- 0	1- 1	0- 0				
2- 7	0- 4	0- 0	AWAY	0- 1	2- 2	0- 0				
0- 1	0- 0	0- 0	NEUTRAL	0- 1	0- 0	0- 0				

RPI	S	Opponent	Score	RPI	S	Opponent	Score	RPI	S	Opponent	Score	RPI	S	Opponent	Score
2	A	Oregon	46 104	27	H	Arizona	50 38	81	A	Southern California	55 66	101	N	UAB	77 69
2	H	Oregon	53 101	42	H	Arizona St.	59 65	81	H	Southern California	66 53	105	A	Utah	80 70
6	A	Stanford	68 76					81	N	Southern California	54 69	105	H	Utah	69 84
6	H	Stanford	66 69									106	A	Washington St.	59 69
13	A	UCLA	52 62									123	A	California	62 50
13	H	UCLA	62 65									123	H	California	64 57
20	A	Oregon St.	60 72									132	H	Texas Southern	74 50
20	H	Oregon St.	52 79									141	A	Washington	52 61
												148	H	Wisconsin	74 57
												161	H	Jacksonville	66 44
												162	A	Wyoming	66 56
												173	A	Tulane	62 52
												241	H	Denver	96 70
												268	A	Xavier	62 53
												276	H	Indiana St.	59 46
												292	A	Colorado St.	79 75
												331	H	NJIT	80 57
LAST 10 Division I															
81	N	Southern California	54 69	6	H	Stanford	66 69								
81	A	Southern California	55 66	123	H	California	64 57								
13	A	UCLA	52 62	141	A	Washington	52 61								
27	H	Arizona	50 38	106	A	Washington St.	59 69								
42	H	Arizona St.	59 65	2	H	Oregon	53 101								

Non-Div I Games:

Colorado

■ Loss, 
 ■ Non-Conf, 
 ■ S Site, 
 ■ Home 
 ■ Away 
 N Neutral

Colorado St.

Through Games Of March 8, 2020

Average RPI Win:	260	WON-LOST	WINNING	LAST 10	STRENGTH OF	OPP. STRENGTH	TEAM	ADJ.	CONF.	ADJ CONF.
Average RPI Loss:	171	RECORD	PCT. RANK	GAMES	SCHEDULE	OF SCHEDULE	RPI	RPI	RPI	RPI
DIV. I ONLY	10- 18	265	2-8	288	215	292	292	17	17	
DIV. I NON-CONF.	4- 5	195	0	310	280	280	280	20	20	
TOTALS	RPI 1-25	RPI 26-50	W-L RECORDS	RPI 51-100	RPI 101-150	RPI 150+				
10- 18	0- 0	0- 0	OVERALL	0- 5	0- 3	10- 10				
7- 7	0- 0	0- 0	HOME	0- 3	0- 1	7- 3				
3- 10	0- 0	0- 0	AWAY	0- 2	0- 2	3- 6				
0- 1	0- 0	0- 0	NEUTRAL	0- 0	0- 0	0- 1				
4- 5	0- 0	0- 0	NON-CONFERENCE	0- 2	0- 1	4- 2				
3- 2	0- 0	0- 0	HOME	0- 1	0- 0	3- 1				
1- 3	0- 0	0- 0	AWAY	0- 1	0- 1	1- 1				
0- 0	0- 0	0- 0	NEUTRAL	0- 0	0- 0	0- 0				
6- 13	0- 0	0- 0	CONFERENCE	0- 3	0- 2	6- 8				
4- 5	0- 0	0- 0	HOME	0- 2	0- 1	4- 2				
2- 7	0- 0	0- 0	AWAY	0- 1	0- 1	2- 5				
0- 1	0- 0	0- 0	NEUTRAL	0- 0	0- 0	0- 1				

RPI S	Opponent	Score	RPI S	Opponent	Score	RPI S	Opponent	Score	RPI S	Opponent	Score	Team's RPI: 292
						64	A Tennessee	41 79	108	A Idaho	54 61	
						69	A Fresno St.	53 55	146	A San Jose St.	64 69	
						69	H Fresno St.	61 79	146	H San Jose St.	53 58	
						80	H Boise St.	69 72	162	A Wyoming	56 49	
						94	H Colorado	75 79	162	H Wyoming	40 43	
									171	H Northern Ill.	75 80	
									218	A UNLV	52 56	
									218	H UNLV	60 56	
									226	A Northern Colo.	75 58	
									229	A New Mexico	62 73	
									234	A Nevada	63 74	
									234	H Nevada	75 70	
									243	A San Diego St.	49 59	
									243	H San Diego St.	61 64	
									260	A Tulsa	55 61	
									267	H Incarnate Word	75 47	
									270	A Air Force	44 49	
									270	H Air Force	60 40	
									270	N Air Force	48 60	
									280	A Utah St.	67 61	
									280	H Utah St.	56 55	
									311	H UC Riverside	52 40	
									351	H Mississippi Val.	65 46	
LAST 10 Division I												
			270	N Air Force	48 60		162	H Wyoming	40 43			
			270	A Air Force	44 49		280	A Utah St.	67 61			
			243	H San Diego St.	61 64		69	H Fresno St.	61 79			
			146	A San Jose St.	64 69		218	A UNLV	52 56			
			218	H UNLV	60 56		234	A Nevada	63 74			

Non-Div I Games: Western St. 56 47 Chadron St. 102 51

Colorado St.

Loss, Non-Conf, S Site, H Home A Away N Neutral

Average RPI Win:	197	WON-LOST	WINNING	LAST 10	STRENGTH OF	OPP. STRENGTH	TEAM	ADJ.	CONF.	ADJ CONF.
Average RPI Loss:	116	RECORD	PCT. RANK	GAMES	SCHEDULE	OF SCHEDULE	RPI	RPI	RPI	RPI
DIV. I ONLY	17- 10	96	6-4	188	114	117	117	7	7	
DIV. I NON-CONF.	9- 4	84	0	326	214	177	177	8	8	
TOTALS	RPI 1-25	RPI 26-50	W-L RECORDS	RPI 51-100	RPI 101-150	RPI 150+				
17- 10	0- 2	0- 0	OVERALL	2- 3	4- 2	11- 3				
10- 4	0- 1	0- 0	HOME	1- 2	2- 0	7- 1				
7- 6	0- 1	0- 0	AWAY	1- 1	2- 2	4- 2				
0- 0	0- 0	0- 0	NEUTRAL	0- 0	0- 0	0- 0				
9- 4	0- 0	0- 0	NON-CONFERENCE	1- 0	2- 2	6- 2				
6- 1	0- 0	0- 0	HOME	1- 0	1- 0	4- 1				
3- 3	0- 0	0- 0	AWAY	0- 0	1- 2	2- 1				
0- 0	0- 0	0- 0	NEUTRAL	0- 0	0- 0	0- 0				
8- 6	0- 2	0- 0	CONFERENCE	1- 3	2- 0	5- 1				
4- 3	0- 1	0- 0	HOME	0- 2	1- 0	3- 0				
4- 3	0- 1	0- 0	AWAY	1- 1	1- 0	2- 1				
0- 0	0- 0	0- 0	NEUTRAL	0- 0	0- 0	0- 0				

RPI 1-25				RPI 26-50				RPI 51-100				RPI 101+ Team's RPI: 117			
RPI	S	Opponent	Score	RPI	S	Opponent	Score	RPI	S	Opponent	Score	RPI	S	Opponent	Score
10	A	Princeton	55 77					52	A	Yale	74 65	110	A	Buffalo	75 82
10	H	Princeton	52 77					52	H	Yale	60 85	114	A	Robert Morris	61 59
								56	A	Penn	84 86	119	A	Harvard	62 57
								56	H	Penn	36 51	119	H	Harvard	89 64
								89	H	Fordham	70 51	127	A	Vanderbilt	51 72
												140	H	Davidson	63 60
												167	A	Dartmouth	62 50
												167	H	Dartmouth	73 63
												192	A	Cornell	77 80
												192	H	Cornell	76 66
												216	H	Milwaukee	74 46
												223	A	Brown	76 66
												223	H	Brown	74 60
												236	H	Saint Joseph's	57 71
												259	H	Georgetown	54 49
												274	A	Army West Point	71 62
												314	A	Albany (NY)	78 82
												324	H	Mercer	77 48
												331	H	NJIT	99 43
												334	A	Tennessee St.	75 65
LAST 10 Division I															
				56	H	Penn	36 51	223	A	Brown	76 66				
				10	H	Princeton	52 77	119	H	Harvard	89 64				
				167	A	Dartmouth	62 50	167	H	Dartmouth	73 63				
				119	A	Harvard	62 57	10	A	Princeton	55 77				
				52	A	Yale	74 65	56	A	Penn	84 86				

Non-Div I Games:

Columbia

■ Loss, 
 ■ Non-Conf, 
 ■ S Site, 
 ■ H Home 
 ■ A Away 
 N Neutral

Average RPI Win: <b>275</b>	WON-LOST	WINNING	LAST 10	STRENGTH OF	OPP. STRENGTH	TEAM	ADJ.	CONF.	ADJ CONF.
Average RPI Loss: <b>204</b>	RECORD	PCT. RANK	GAMES	SCHEDULE	OF SCHEDULE	RPI	RPI	RPI	RPI
DIV. I ONLY	3- 25	336	3-7	269	302	335	335	29	29
DIV. I NON-CONF.	0- 12	338	0	111	180	318	318	29	29
TOTALS	RPI 1-25	RPI 26-50	W-L RECORDS	RPI 51-100	RPI 101-150	RPI 150+			
3- 25	0- 0	0- 3	OVERALL	0- 3	0- 2	3- 17			
1- 9	0- 0	0- 0	HOME	0- 0	0- 0	1- 9			
2- 16	0- 0	0- 3	AWAY	0- 3	0- 2	2- 8			
0- 0	0- 0	0- 0	NEUTRAL	0- 0	0- 0	0- 0			
0- 12	0- 0	0- 3	NON-CONFERENCE	0- 3	0- 1	0- 5			
0- 2	0- 0	0- 0	HOME	0- 0	0- 0	0- 2			
0- 10	0- 0	0- 3	AWAY	0- 3	0- 1	0- 3			
0- 0	0- 0	0- 0	NEUTRAL	0- 0	0- 0	0- 0			
3- 13	0- 0	0- 0	CONFERENCE	0- 0	0- 1	3- 12			
1- 7	0- 0	0- 0	HOME	0- 0	0- 0	1- 7			
2- 6	0- 0	0- 0	AWAY	0- 0	0- 1	2- 5			
0- 0	0- 0	0- 0	NEUTRAL	0- 0	0- 0	0- 0			

RPI 1-25				RPI 26-50				RPI 51-100				RPI 101+				Team's RPI: 335	
RPI	S	Opponent	Score	RPI	S	Opponent	Score	RPI	S	Opponent	Score	RPI	S	Opponent	Score		
				32	A	South Dakota	44 82	59	A	Cincinnati	40 86	109	A	Bethune-Cookman	51 82		
				38	A	Dayton	48 78	70	A	West Virginia	47 82	144	A	George Washington	35 54		
				49	A	Rutgers	33 107	71	A	South Dakota St.	41 94	158	A	Norfolk St.	57 55		
												158	H	Norfolk St.	48 85		
												164	H	N.C. A&T	38 84		
												195	A	La Salle	46 79		
												231	A	Morgan St.	42 68		
												231	H	Morgan St.	42 47		
												251	A	Marshall	47 60		
												263	A	Howard	52 64		
												263	H	Howard	54 66		
												277	A	Delaware St.	55 72		
												277	H	Delaware St.	65 72		
												291	H	Niagara	67 82		
												294	H	N.C. Central	44 58		
												297	A	UMBC	48 71		
												317	H	Saint Peter's	57 82		
												318	A	UMES	46 61		
												318	H	UMES	66 63		
												339	A	Florida A&M	48 58		
												350	A	South Carolina St.	61 42		
												350	H	South Carolina St.	60 71		
LAST 10 Division I																	
				318	A	UMES	46 61	318	H	UMES	66 63						
				231	A	Morgan St.	42 68	294	H	N.C. Central	44 58						
				277	H	Delaware St.	65 72	263	A	Howard	52 64						
				158	A	Norfolk St.	57 55	277	A	Delaware St.	55 72						
				350	A	South Carolina St.	61 42	263	H	Howard	54 66						

Non-Div I Games:

Coppin St.

■ Loss, 
■ Non-Conf, 
■ S Site, 
■ Home 
■ A Away 
N Neutral

Average RPI Win:	247	WON-LOST	WINNING	LAST 10	STRENGTH OF	OPP. STRENGTH	TEAM	ADJ.	CONF.	ADJ CONF.
Average RPI Loss:	95	RECORD	PCT. RANK	GAMES	SCHEDULE	OF SCHEDULE	RPI	RPI	RPI	RPI
DIV. I ONLY	10- 16	246	1-9	97	135	192	192	7	7	
DIV. I NON-CONF.	7- 5	131	0	244	265	176	176	8	8	
TOTALS	RPI 1-25	RPI 26-50	W-L RECORDS	RPI 51-100	RPI 101-150	RPI 150+				
10- 16	0- 3	0- 0	OVERALL	0- 5	2- 4	8- 4				
5- 8	0- 1	0- 0	HOME	0- 2	1- 3	4- 2				
5- 8	0- 2	0- 0	AWAY	0- 3	1- 1	4- 2				
0- 0	0- 0	0- 0	NEUTRAL	0- 0	0- 0	0- 0				
7- 5	0- 1	0- 0	NON-CONFERENCE	0- 1	0- 2	7- 1				
3- 3	0- 0	0- 0	HOME	0- 0	0- 2	3- 1				
4- 2	0- 1	0- 0	AWAY	0- 1	0- 0	4- 0				
0- 0	0- 0	0- 0	NEUTRAL	0- 0	0- 0	0- 0				
3- 11	0- 2	0- 0	CONFERENCE	0- 4	2- 2	1- 3				
2- 5	0- 1	0- 0	HOME	0- 2	1- 1	1- 1				
1- 6	0- 1	0- 0	AWAY	0- 2	1- 1	0- 2				
0- 0	0- 0	0- 0	NEUTRAL	0- 0	0- 0	0- 0				

RPI	S	Opponent	Score	RPI	S	Opponent	Score	RPI	S	Opponent	Score	RPI	S	Opponent	Score	Team's RPI: 192
10	A	Princeton	29 60		52	A	Yale	51 65	111	H	Colgate	58 62				
10	H	Princeton	50 69		52	H	Yale	67 74	117	A	Columbia	66 76				
19	A	TCU	49 59		56	A	Penn	41 63	117	H	Columbia	80 77				
					56	H	Penn	46 67	119	A	Harvard	55 47				
					70	A	West Virginia	62 68	119	H	Harvard	58 73				
									129	H	Duquesne	62 72				
									155	H	Binghamton	56 59				
									167	A	Dartmouth	79 82				
									167	H	Dartmouth	65 67				
									212	A	UMass Lowell	70 56				
									223	A	Brown	73 77				
									223	H	Brown	74 63				
									277	A	Delaware St.	77 51				
									287	H	ETSU	71 43				
									291	H	Niagara	82 59				
									296	A	St. Bonaventure	70 42				
									314	A	Albany (NY)	71 51				
									331	H	NJIT	68 44				
LAST 10 Division I																
10	H	Princeton	50 69	52	A	Yale	51 65									
56	H	Penn	46 67	167	H	Dartmouth	65 67									
119	A	Harvard	55 47	119	H	Harvard	58 73									
167	A	Dartmouth	79 82	56	A	Penn	41 63									
223	A	Brown	73 77	10	A	Princeton	29 60									

Non-Div I Games:

Cornell

■ Loss, 
 ■ Non-Conf, S Site, 
 ■ Home 
 ■ Away 
 N Neutral

Creighton

Through Games Of March 8, 2020

Average RPI Win:	150	WON-LOST	WINNING	LAST 10	STRENGTH OF	OPP. STRENGTH	TEAM	ADJ.	CONF.	ADJ CONF.
Average RPI Loss:	52	RECORD	PCT. RANK	GAMES	SCHEDULE	OF SCHEDULE	RPI	RPI	RPI	RPI
DIV. I ONLY	19- 11	91	6-4	67	60	51	51	6	6	
DIV. I NON-CONF.	8- 3	68	0	43	29	20	20	6	6	
TOTALS	RPI 1-25	RPI 26-50	W-L RECORDS	RPI 51-100	RPI 101-150	RPI 150+				
19- 11	2- 3	0- 2	OVERALL	7- 6	1- 0	9- 0				
10- 3	1- 1	0- 0	HOME	4- 2	0- 0	5- 0				
7- 7	1- 2	0- 2	AWAY	2- 3	0- 0	4- 0				
2- 1	0- 0	0- 0	NEUTRAL	1- 1	1- 0	0- 0				
8- 3	0- 1	0- 2	NON-CONFERENCE	4- 0	1- 0	3- 0				
4- 0	0- 0	0- 0	HOME	2- 0	0- 0	2- 0				
2- 3	0- 1	0- 2	AWAY	1- 0	0- 0	1- 0				
2- 0	0- 0	0- 0	NEUTRAL	1- 0	1- 0	0- 0				
11- 8	2- 2	0- 0	CONFERENCE	3- 6	0- 0	6- 0				
6- 3	1- 1	0- 0	HOME	2- 2	0- 0	3- 0				
5- 4	1- 1	0- 0	AWAY	1- 3	0- 0	3- 0				
0- 1	0- 0	0- 0	NEUTRAL	0- 1	0- 0	0- 0				

RPI S	Opponent	Score	RPI S	Opponent	Score	RPI S	Opponent	Score	RPI S	Opponent	Score
22 A	DePaul	63 61	32 A	South Dakota	65 72	57 A	St. John's (NY)	58 63	116 N	Temple	69 59
22 H	DePaul	71 74	42 A	Arizona St.	55 70	57 H	St. John's (NY)	70 77	168 H	Wichita St.	56 46
24 A	Marquette	50 52				57 N	St. John's (NY)	54 70	187 A	Providence	77 68
24 H	Marquette	72 62				61 A	Seton Hall	70 82	187 H	Providence	72 63
25 A	Drake	53 63				61 H	Seton Hall	78 66	256 H	North Dakota St.	70 59
						66 H	UNI	57 54	259 A	Georgetown	65 56
						70 N	West Virginia	82 75	259 H	Georgetown	95 78
						71 H	South Dakota St.	61 48	268 A	Xavier	76 62
						82 A	Villanova	58 42	268 H	Xavier	62 55
						82 H	Villanova	67 47	308 A	Omaha	67 54
						90 A	Nebraska	79 74			
						98 A	Butler	61 76			
						98 H	Butler	67 73			
LAST 10 Division I											
57 N	St. John's (NY)	54 70	61 H	Seton Hall	78 66						
259 H	Georgetown	95 78	57 H	St. John's (NY)	70 77						
82 H	Villanova	67 47	187 A	Providence	77 68						
268 A	Xavier	76 62	24 A	Marquette	50 52						
98 A	Butler	61 76	22 A	DePaul	63 61						

Non-Div I Games:

Creighton

Loss, Non-Conf, S Site, H Home A Away N Neutral

Average RPI Win:	208	WON-LOST	WINNING	LAST 10	STRENGTH OF	OPP. STRENGTH	TEAM	ADJ.	CONF.	ADJ CONF.
Average RPI Loss:	114	RECORD	PCT. RANK	GAMES	SCHEDULE	OF SCHEDULE	RPI	RPI	RPI	RPI
DIV. I ONLY	10- 17	257	3-7	55	153	167	167	7	7	
DIV. I NON-CONF.	6- 7	182	0	142	289	156	156	8	8	
TOTALS	RPI 1-25	RPI 26-50	W-L RECORDS	RPI 51-100	RPI 101-150	RPI 150+				
10- 17	0- 3	0- 0	OVERALL	0- 4	1- 5	9- 5				
6- 6	0- 1	0- 0	HOME	0- 2	1- 1	5- 2				
4- 11	0- 2	0- 0	AWAY	0- 2	0- 4	4- 3				
0- 0	0- 0	0- 0	NEUTRAL	0- 0	0- 0	0- 0				
6- 7	0- 1	0- 0	NON-CONFERENCE	0- 0	0- 2	6- 4				
4- 1	0- 0	0- 0	HOME	0- 0	0- 0	4- 1				
2- 6	0- 1	0- 0	AWAY	0- 0	0- 2	2- 3				
0- 0	0- 0	0- 0	NEUTRAL	0- 0	0- 0	0- 0				
4- 10	0- 2	0- 0	CONFERENCE	0- 4	1- 3	3- 1				
2- 5	0- 1	0- 0	HOME	0- 2	1- 1	1- 1				
2- 5	0- 1	0- 0	AWAY	0- 2	0- 2	2- 0				
0- 0	0- 0	0- 0	NEUTRAL	0- 0	0- 0	0- 0				

RPI 1-25				RPI 26-50				RPI 51-100				RPI 101+ Team's RPI: 167			
RPI	S	Opponent	Score	RPI	S	Opponent	Score	RPI	S	Opponent	Score	RPI	S	Opponent	Score
10	A	Princeton	55 87					52	A	Yale	42 60	110	A	Buffalo	49 73
10	H	Princeton	34 66					52	H	Yale	47 67	117	A	Columbia	63 73
12	A	Northwestern	37 79					56	A	Penn	31 67	117	H	Columbia	50 62
								56	H	Penn	33 66	119	A	Harvard	49 64
												119	H	Harvard	63 62
												129	A	Boston U.	56 74
												153	A	Loyola Chicago	40 61
												160	H	Maine	57 41
												184	H	Merrimack	57 52
												188	A	Manhattan	58 70
												192	A	Cornell	67 65
												192	H	Cornell	82 79
												212	A	UMass Lowell	62 51
												223	A	Brown	72 58
												223	H	Brown	71 83
												227	A	Fairfield	52 51
												249	H	Texas St.	51 61
												265	H	New Hampshire	66 47
												279	A	Loyola Maryland	56 72
												307	H	Vermont	72 55
LAST 10 Division I															
223	A	Brown	72 58	56	A	Penn	31 67								
52	A	Yale	42 60	192	A	Cornell	67 65								
117	H	Columbia	50 62	117	A	Columbia	63 73								
192	H	Cornell	82 79	52	H	Yale	47 67								
10	A	Princeton	55 87	223	H	Brown	71 83								

Non-Div I Games:

Dartmouth

■ Loss, 
 ■ Non-Conf, 
 ■ S Site, 
 ■ Home 
 ■ A Away 
 N Neutral

## Davidson

Through Games Of March 8, 2020

Average RPI Win:	202	WON-LOST	WINNING	LAST 10	STRENGTH OF	OPP. STRENGTH	TEAM	ADJ.	CONF.	ADJ CONF.
Average RPI Loss:	112	RECORD	PCT. RANK	GAMES	SCHEDULE	OF SCHEDULE	RPI	RPI	RPI	RPI
DIV. I ONLY	15- 15	174	3-7	125	129	140	140	12	12	
DIV. I NON-CONF.	6- 6	164	0	160	146	120	120	12	12	
TOTALS	RPI 1-25	RPI 26-50	W-L RECORDS	RPI 51-100	RPI 101-150	RPI 150+				
15- 15	0- 0	0- 4	OVERALL	2- 4	2- 5	11- 2				
7- 5	0- 0	0- 1	HOME	1- 2	2- 1	4- 1				
7- 9	0- 0	0- 3	AWAY	1- 1	0- 4	6- 1				
1- 1	0- 0	0- 0	NEUTRAL	0- 1	0- 0	1- 0				
6- 6	0- 0	0- 3	NON-CONFERENCE	0- 1	0- 2	6- 0				
2- 1	0- 0	0- 0	HOME	0- 1	0- 0	2- 0				
3- 5	0- 0	0- 3	AWAY	0- 0	0- 2	3- 0				
1- 0	0- 0	0- 0	NEUTRAL	0- 0	0- 0	1- 0				
9- 9	0- 0	0- 1	CONFERENCE	2- 3	2- 3	5- 2				
5- 4	0- 0	0- 1	HOME	1- 1	2- 1	2- 1				
4- 4	0- 0	0- 0	AWAY	1- 1	0- 2	3- 1				
0- 1	0- 0	0- 0	NEUTRAL	0- 1	0- 0	0- 0				

RPI S	Opponent	Score	RPI S	Opponent	Score	RPI S	Opponent	Score	RPI S	Opponent	Score	Team's RPI: 140
26	A Duke	52 82	60	H Charlotte	64 75	117	A Columbia	60 63				
38	H Dayton	49 55	84	A Saint Louis	65 58	125	A Richmond	57 69				
40	A Virginia Tech	68 88	88	H VCU	51 55	129	H Duquesne	79 76				
41	A Drexel	63 74	88	N VCU	52 58	139	A Florida	50 55				
			89	A Fordham	46 47	144	H George Washington	62 55				
			89	H Fordham	74 62	150	A Massachusetts	48 61				
						150	H Massachusetts	62 70				
						178	A High Point	73 63				
						195	A La Salle	70 61				
						195	H La Salle	67 63				
						200	A UMKC	74 64				
						209	A Rhode Island	77 70				
						209	H Rhode Island	79 67				
						236	H Saint Joseph's	54 63				
						250	A George Mason	76 69				
						257	N UC Irvine	78 72				
						259	H Georgetown	66 52				
						287	A ETSU	75 60				
						296	A St. Bonaventure	56 68				
						342	H Western Caro.	101 51				
LAST 10 Division I												
88	N VCU	52 58	236	H Saint Joseph's	54 63							
195	H La Salle	67 63	129	H Duquesne	79 76							
88	H VCU	51 55	89	A Fordham	46 47							
195	A La Salle	70 61	296	A St. Bonaventure	56 68							
150	A Massachusetts	48 61	38	H Dayton	49 55							

Non-Div I Games: Newberry 75 46

Davidson

Loss, Non-Conf, S Site, H Home A Away N Neutral



Average RPI Win:	170	WON-LOST	WINNING	LAST 10	STRENGTH OF	OPP. STRENGTH	TEAM	ADJ.	CONF.	ADJ CONF.
Average RPI Loss:	57	RECORD	PCT. RANK	GAMES	SCHEDULE	OF SCHEDULE	RPI	RPI	RPI	RPI
DIV. I ONLY	25- 8	39	9-1	84	76	38	38	12	12	
DIV. I NON-CONF.	7- 7	164	0	119	11	128	128	12	12	
TOTALS	RPI 1-25	RPI 26-50	W-L RECORDS	RPI 51-100	RPI 101-150	RPI 150+				
25- 8	0- 4	0- 0	OVERALL	6- 1	8- 3	11- 0				
14- 2	0- 2	0- 0	HOME	5- 0	3- 0	6- 0				
9- 3	0- 1	0- 0	AWAY	1- 1	5- 1	3- 0				
2- 3	0- 1	0- 0	NEUTRAL	0- 0	0- 2	2- 0				
7- 7	0- 4	0- 0	NON-CONFERENCE	0- 0	1- 3	6- 0				
3- 2	0- 2	0- 0	HOME	0- 0	0- 0	3- 0				
2- 2	0- 1	0- 0	AWAY	0- 0	1- 1	1- 0				
2- 3	0- 1	0- 0	NEUTRAL	0- 0	0- 2	2- 0				
18- 1	0- 0	0- 0	CONFERENCE	6- 1	7- 0	5- 0				
11- 0	0- 0	0- 0	HOME	5- 0	3- 0	3- 0				
7- 1	0- 0	0- 0	AWAY	1- 1	4- 0	2- 0				
0- 0	0- 0	0- 0	NEUTRAL	0- 0	0- 0	0- 0				

RPI 1-25				RPI 26-50		Team's RPI: 38		RPI 51-100				RPI 101+			
RPI	S	Opponent	Score	RPI	S	Opponent	Score	RPI	S	Opponent	Score	RPI	S	Opponent	Score
1	H	South Carolina	49 75					84	A	Saint Louis	78 66	110	A	Buffalo	59 67
4	H	UConn	37 75					84	H	Saint Louis	48 47	112	N	Auburn	74 76
9	N	Gonzaga	65 76					84	H	Saint Louis	58 50	115	N	Wake Forest	59 78
18	A	Central Mich.	80 81					88	H	VCU	72 67	125	A	Richmond	65 51
								88	H	VCU	52 48	125	H	Richmond	79 68
								89	A	Fordham	38 50	129	H	Duquesne	54 41
								89	H	Fordham	48 44	140	A	Davidson	55 49
												144	A	George Washington	66 50
												144	H	George Washington	50 44
												145	A	Northeastern	71 60
												150	A	Massachusetts	52 51
												160	N	Maine	78 49
												185	A	Toledo	60 42
												195	A	La Salle	98 58
												209	H	Rhode Island	71 60
												236	A	Saint Joseph's	59 44
												242	N	East Carolina	94 68
												246	H	Lipscomb	82 60
												250	H	George Mason	59 55
												283	H	Morehead St.	58 41
												296	H	St. Bonaventure	78 51
												335	H	Coppin St.	78 48
LAST 10 Division I															
				88	H	VCU	52 48					89	A	Fordham	38 50
				84	H	Saint Louis	58 50					144	H	George Washington	50 44
				125	H	Richmond	79 68					88	H	VCU	72 67
				84	A	Saint Louis	78 66					150	A	Massachusetts	52 51
				296	H	St. Bonaventure	78 51					209	H	Rhode Island	71 60

Non-Div I Games:

Dayton

■ Loss, 
 ■ Non-Conf, 
 ■ S Site, 
 ■ H Home 
 ■ A Away 
 N Neutral

Average RPI Win:	142	WON-LOST	WINNING	LAST 10	STRENGTH OF	OPP. STRENGTH	TEAM	ADJ.	CONF.	ADJ CONF.
Average RPI Loss:	36	RECORD	PCT. RANK	GAMES	SCHEDULE	OF SCHEDULE	RPI	RPI	RPI	RPI
DIV. I ONLY	27- 5	20	8-2	72	65	22	22	6	6	
DIV. I NON-CONF.	10- 2	29	0	59	36	21	21	6	6	
TOTALS	RPI 1-25	RPI 26-50	W-L RECORDS	RPI 51-100	RPI 101-150	RPI 150+				
27- 5	2- 3	1- 0	OVERALL	9- 2	3- 0	12- 0				
16- 2	1- 1	1- 0	HOME	5- 1	1- 0	8- 0				
11- 3	1- 2	0- 0	AWAY	4- 1	2- 0	4- 0				
0- 0	0- 0	0- 0	NEUTRAL	0- 0	0- 0	0- 0				
10- 2	1- 2	1- 0	NON-CONFERENCE	0- 0	3- 0	5- 0				
6- 1	0- 1	1- 0	HOME	0- 0	1- 0	4- 0				
4- 1	1- 1	0- 0	AWAY	0- 0	2- 0	1- 0				
0- 0	0- 0	0- 0	NEUTRAL	0- 0	0- 0	0- 0				
17- 3	1- 1	0- 0	CONFERENCE	9- 2	0- 0	7- 0				
10- 1	1- 0	0- 0	HOME	5- 1	0- 0	4- 0				
7- 2	0- 1	0- 0	AWAY	4- 1	0- 0	3- 0				
0- 0	0- 0	0- 0	NEUTRAL	0- 0	0- 0	0- 0				

RPI	S	Opponent	Score	RPI	S	Opponent	Score	RPI	S	Opponent	Score	RPI	S	Opponent	Score
4	H	UConn	74 84	41	H	Drexel	81 57	51	A	Creighton	74 71	118	A	Green Bay	76 65
12	A	Northwestern	70 68					51	H	Creighton	61 63	120	H	Miami (FL)	89 83
20	A	Oregon St.	77 98					57	A	St. John's (NY)	71 65	122	A	Notre Dame	105 94
24	A	Marquette	83 90					57	H	St. John's (NY)	74 69	153	A	Loyola Chicago	83 76
24	H	Marquette	89 71					61	A	Seton Hall	86 76	187	A	Providence	80 67
								61	H	Seton Hall	83 80	187	H	Providence	95 59
								61	H	Seton Hall	85 68	187	H	Providence	93 71
								82	A	Villanova	58 76	216	H	Milwaukee	94 65
								82	H	Villanova	85 69	225	H	Miami (OH)	98 79
								98	A	Butler	80 65	244	H	Arkansas St.	109 64
								98	H	Butler	89 60	259	A	Georgetown	87 69
												259	H	Georgetown	92 66
												268	A	Xavier	91 68
												268	H	Xavier	97 65
												326	H	Alabama St.	105 76
LAST 10 Division I															
61	H	Seton Hall	83 80	268	H	Xavier	97 65								
187	H	Providence	95 59	98	H	Butler	89 60								
24	A	Marquette	83 90	61	A	Seton Hall	86 76								
82	A	Villanova	58 76	57	A	St. John's (NY)	71 65								
259	A	Georgetown	87 69	187	H	Providence	93 71								

Non-Div I Games:

DePaul

■ Loss, 
 ■ Non-Conf, S Site, 
 ■ Home 
 ■ Away 
 N Neutral

# Delaware

Through Games Of March 8, 2020

Average RPI Win: <b>221</b>	WON-LOST	WINNING	LAST 10	STRENGTH OF	OPP. STRENGTH	TEAM	ADJ.	CONF.	ADJ CONF.
Average RPI Loss: <b>121</b>	RECORD	PCT. RANK	GAMES	SCHEDULE	OF SCHEDULE	RPI	RPI	RPI	RPI
DIV. I ONLY	<b>12- 17</b>	<b>223</b>	<b>6-4</b>	<b>115</b>	<b>142</b>	<b>186</b>	<b>186</b>	<b>14</b>	<b>14</b>
DIV. I NON-CONF.	<b>4- 7</b>	<b>225</b>	<b>0</b>	<b>77</b>	<b>119</b>	<b>151</b>	<b>151</b>	<b>13</b>	<b>13</b>
TOTALS	RPI 1-25	RPI 26-50	W-L RECORDS	RPI 51-100	RPI 101-150	RPI 150+			
12- 17	0- 1	0- 5	OVERALL	0- 1	2- 4	10- 6			
6- 7	0- 0	0- 2	HOME	0- 0	0- 3	6- 2			
5- 10	0- 1	0- 3	AWAY	0- 1	2- 1	3- 4			
1- 0	0- 0	0- 0	NEUTRAL	0- 0	0- 0	1- 0			
4- 7	0- 1	0- 1	NON-CONFERENCE	0- 1	1- 1	3- 3			
1- 3	0- 0	0- 0	HOME	0- 0	0- 1	1- 2			
2- 4	0- 1	0- 1	AWAY	0- 1	1- 0	1- 1			
1- 0	0- 0	0- 0	NEUTRAL	0- 0	0- 0	1- 0			
8- 10	0- 0	0- 4	CONFERENCE	0- 0	1- 3	7- 3			
5- 4	0- 0	0- 2	HOME	0- 0	0- 2	5- 0			
3- 6	0- 0	0- 2	AWAY	0- 0	1- 1	2- 3			
0- 0	0- 0	0- 0	NEUTRAL	0- 0	0- 0	0- 0			

RPI 1-25				RPI 26-50				RPI 51-100				RPI 101+ Team's RPI: 186			
RPI	S	Opponent	Score	RPI	S	Opponent	Score	RPI	S	Opponent	Score	RPI	S	Opponent	Score
3	A	Maryland	55 <b>99</b>	30	A	James Madison	64 <b>69</b>	60	A	Charlotte	57 <b>61</b>	104	A	William & Mary	58 <b>68</b>
				30	H	James Madison	39 <b>60</b>					104	H	William & Mary	60 <b>78</b>
				36	A	UCF	49 <b>75</b>					114	A	Robert Morris	73 62
				41	A	Drexel	59 <b>63</b>					144	H	George Washington	49 <b>63</b>
				41	H	Drexel	32 <b>52</b>					145	A	Northeastern	81 69
												145	H	Northeastern	62 <b>72</b>
												159	A	Gardner-Webb	65 <b>67</b>
												160	H	Maine	56 <b>69</b>
												172	A	Elon	65 56
												172	H	Elon	73 60
												191	N	Santa Clara	81 80
												193	A	Towson	66 <b>76</b>
												193	H	Towson	69 62
												230	A	Cal St. Fullerton	72 55
												250	H	George Mason	63 44
												261	A	Col. of Charleston	73 <b>84</b>
												261	H	Col. of Charleston	63 54
												273	A	UNCW	65 <b>71</b>
												273	H	UNCW	61 57
												277	H	Delaware St.	64 <b>67</b>
												328	A	Hofstra	77 67
												328	H	Hofstra	80 59
LAST 10 Division I															
				273	H	UNCW	61 57					172	H	Elon	73 60
				261	H	Col. of Charleston	63 54					41	H	Drexel	32 <b>52</b>
				30	A	James Madison	64 <b>69</b>					328	A	Hofstra	77 67
				193	A	Towson	66 <b>76</b>					145	A	Northeastern	81 69
				104	H	William & Mary	60 <b>78</b>					193	H	Towson	69 62

Non-Div I Games:

Delaware

Loss, Non-Conf, S Site, H Home A Away N Neutral

Average RPI Win: 300		WON-LOST	WINNING	LAST 10	STRENGTH OF	OPP. STRENGTH	TEAM	ADJ.	CONF.	ADJ CONF.
Average RPI Loss: 164		RECORD	PCT. RANK	GAMES	SCHEDULE	OF SCHEDULE	RPI	RPI	RPI	RPI
DIV. I ONLY		10- 17	257	4-6	204	343	277	277	29	29
DIV. I NON-CONF.		2- 9	304	0	40	323	247	247	29	29
TOTALS		RPI 1-25	RPI 26-50	W-L RECORDS	RPI 51-100	RPI 101-150	RPI 150+			
10- 17	0- 0		0- 1	OVERALL	0- 2	0- 3	10- 11			
6- 9	0- 0		0- 0	HOME	0- 1	0- 3	6- 5			
4- 8	0- 0		0- 1	AWAY	0- 1	0- 0	4- 6			
0- 0	0- 0		0- 0	NEUTRAL	0- 0	0- 0	0- 0			
2- 9	0- 0		0- 1	NON-CONFERENCE	0- 2	0- 2	2- 4			
1- 6	0- 0		0- 0	HOME	0- 1	0- 2	1- 3			
1- 3	0- 0		0- 1	AWAY	0- 1	0- 0	1- 1			
0- 0	0- 0		0- 0	NEUTRAL	0- 0	0- 0	0- 0			
8- 8	0- 0		0- 0	CONFERENCE	0- 0	0- 1	8- 7			
5- 3	0- 0		0- 0	HOME	0- 0	0- 1	5- 2			
3- 5	0- 0		0- 0	AWAY	0- 0	0- 0	3- 5			
0- 0	0- 0		0- 0	NEUTRAL	0- 0	0- 0	0- 0			

RPI 1-25				RPI 26-50				RPI 51-100				RPI 101+				Team's RPI: 277	
RPI	S	Opponent	Score	RPI	S	Opponent	Score	RPI	S	Opponent	Score	RPI	S	Opponent	Score		
				30	A	James Madison	64 83	62	A	Boston College	69 109	104	H	William & Mary	52 73		
								95	H	Rider	69 71	109	H	Bethune-Cookman	55 66		
												121	H	Lehigh	38 68		
												155	H	Binghamton	66 75		
												158	A	Norfolk St.	57 65		
												158	H	Norfolk St.	57 68		
												164	A	N.C. A&T	53 58		
												164	H	N.C. A&T	45 69		
												186	A	Delaware	67 64		
												189	H	Cleveland St.	49 57		
												192	H	Cornell	51 77		
												231	A	Morgan St.	41 61		
												231	H	Morgan St.	69 61		
												263	A	Howard	71 76		
												272	A	Longwood	62 78		
												294	A	N.C. Central	64 60		
												294	H	N.C. Central	64 54		
												317	H	Saint Peter's	89 66		
												318	A	UMES	53 68		
												318	H	UMES	72 58		
EAST 10 Division I																	
				263	A	Howard	71 76	109	H	Bethune-Cookman	55 66	335	A	Coppin St.	72 65		
				158	H	Norfolk St.	57 68	339	H	Florida A&M	61 53	335	H	Coppin St.	72 55		
				318	A	UMES	53 68	350	A	South Carolina St.	76 64	339	H	Florida A&M	61 53		
				231	A	Morgan St.	41 61	158	A	Norfolk St.	57 65	350	A	South Carolina St.	76 64		
				335	A	Coppin St.	72 65	318	H	UMES	72 58						

Non-Div I Games:	Post	67	41	Georgian Court	69	48
------------------	------	----	----	----------------	----	----

Delaware St.

■ Loss, ■ Non-Conf, S Site, H Home A Away N Neutral



Detroit Mercy

Through Games Of March 8, 2020

Average RPI Win:	290	WON-LOST	WINNING	LAST 10	STRENGTH OF	OPP. STRENGTH	TEAM	ADJ.	CONF.	ADJ CONF.
Average RPI Loss:	181	RECORD	PCT. RANK	GAMES	SCHEDULE	OF SCHEDULE	RPI	RPI	RPI	RPI
DIV. I ONLY	3- 27	343	1-9	207	271	332	332	22	22	
DIV. I NON-CONF.	0- 11	338	0	209	236	335	335	22	22	
TOTALS	RPI 1-25	RPI 26-50	W-L RECORDS	RPI 51-100	RPI 101-150	RPI 150+				
3- 27	0- 0	0- 0	OVERALL	0- 3	0- 5	3- 19				
2- 12	0- 0	0- 0	HOME	0- 1	0- 2	2- 9				
1- 13	0- 0	0- 0	AWAY	0- 2	0- 3	1- 8				
0- 2	0- 0	0- 0	NEUTRAL	0- 0	0- 0	0- 2				
0- 11	0- 0	0- 0	NON-CONFERENCE	0- 1	0- 3	0- 7				
0- 5	0- 0	0- 0	HOME	0- 0	0- 1	0- 4				
0- 4	0- 0	0- 0	AWAY	0- 1	0- 2	0- 1				
0- 2	0- 0	0- 0	NEUTRAL	0- 0	0- 0	0- 2				
3- 16	0- 0	0- 0	CONFERENCE	0- 2	0- 2	3- 12				
2- 7	0- 0	0- 0	HOME	0- 1	0- 1	2- 5				
1- 9	0- 0	0- 0	AWAY	0- 1	0- 1	1- 7				
0- 0	0- 0	0- 0	NEUTRAL	0- 0	0- 0	0- 0				

RPI S	Opponent	Score	RPI S	Opponent	Score	RPI S	Opponent	Score	RPI S	Opponent	Score	Team's RPI: 332
						78	A IUPUI	45 82	103	A Michigan St.	52 110	
						78	H IUPUI	54 95	118	A Green Bay	45 72	
						98	A Butler	60 82	118	H Green Bay	48 65	
									135	H Valparaiso	58 77	
									143	A Western Mich.	67 82	
									153	H Loyola Chicago	60 89	
									165	H Akron	60 81	
									166	A Wright St.	61 67	
									166	H Wright St.	58 66	
									178	A Northern Ky.	47 94	
									178	A Northern Ky.	60 72	
									178	H Northern Ky.	61 82	
									181	H Eastern Mich.	70 84	
									185	H Toledo	64 82	
									189	A Cleveland St.	63 68	
									189	H Cleveland St.	70 59	
									206	N Tennessee Tech	47 69	
									216	A Milwaukee	51 76	
									216	H Milwaukee	48 63	
									250	A George Mason	62 75	
									262	A Youngstown St.	66 72	
									262	H Youngstown St.	47 62	
									285	A Oakland	60 65	
									285	H Oakland	57 71	
									298	N Sacred Heart	60 66	
									341	A UIC	70 62	
LAST 10 Division I												
			178	A Northern Ky.	47 94	216	A Milwaukee	51 76				
			166	H Wright St.	58 66	118	A Green Bay	45 72				
			178	H Northern Ky.	61 82	341	H UIC	58 52				
			189	A Cleveland St.	63 68	78	H IUPUI	54 95				
			262	A Youngstown St.	66 72	285	A Oakland	60 65				

Non-Div I Games:

Detroit Mercy

Loss, Non-Conf, S Site, H Home A Away N Neutral

D  
e  
t  
r  
o  
i  
t  
M  
e  
r  
c  
y

RPI S      Detroit Mercy  
Opponent      Score

Through Games Of March 8, 2020

RPI	S	Opponent	Score
341	H	UIC	58 52

D  
e  
t  
r  
o  
i  
t  
M  
e  
r  
c  
y

Detroit Mercy

Drake

Through Games Of March 8, 2020

Average RPI Win: <b>147</b>	WON-LOST	WINNING	LAST 10	STRENGTH OF	OPP. STRENGTH	TEAM	ADJ.	CONF.	ADJ CONF.
Average RPI Loss: <b>40</b>	RECORD	PCT. RANK	GAMES	SCHEDULE	OF SCHEDULE	RPI	RPI	RPI	RPI
DIV. I ONLY	21- 8	49	8-2	51	70	25	25	8	8
DIV. I NON-CONF.	7- 4	100	0	42	2	40	40	7	7
TOTALS	RPI 1-25	RPI 26-50	W-L RECORDS	RPI 51-100	RPI 101-150	RPI 150+			
21- 8	0- 3	2- 3	OVERALL	5- 2	5- 0	9- 0			
12- 1	0- 1	2- 0	HOME	4- 0	2- 0	4- 0			
7- 6	0- 2	0- 2	AWAY	1- 2	2- 0	4- 0			
2- 1	0- 0	0- 1	NEUTRAL	0- 0	1- 0	1- 0			
7- 4	0- 1	1- 2	NON-CONFERENCE	2- 1	1- 0	3- 0			
4- 0	0- 0	1- 0	HOME	2- 0	0- 0	1- 0			
1- 3	0- 1	0- 1	AWAY	0- 1	0- 0	1- 0			
2- 1	0- 0	0- 1	NEUTRAL	0- 0	1- 0	1- 0			
14- 4	0- 2	1- 1	CONFERENCE	3- 1	4- 0	6- 0			
8- 1	0- 1	1- 0	HOME	2- 0	2- 0	3- 0			
6- 3	0- 1	0- 1	AWAY	1- 1	2- 0	3- 0			
0- 0	0- 0	0- 0	NEUTRAL	0- 0	0- 0	0- 0			

RPI S	Opponent	Score	RPI S	Opponent	Score	RPI S	Opponent	Score	RPI S	Opponent	Score
8	A Missouri St.	67 <b>69</b>	32	A South Dakota	94 <b>102</b>	51	H Creighton	63 53	107	A Southern Ill.	73 65
8	H Missouri St.	83 <b>89</b>	39	H Iowa St.	86 81	66	A UNI	78 <b>91</b>	107	H Southern Ill.	91 76
15	A Iowa	67 <b>79</b>	45	N Purdue	47 <b>67</b>	66	H UNI	104 87	112	N Auburn	83 82
			50	A Bradley	76 <b>77</b>	71	H South Dakota St.	74 67	135	A Valparaiso	83 79
			50	H Bradley	85 72	74	A Illinois St.	69 67	135	H Valparaiso	87 66
						74	H Illinois St.	87 82	153	A Loyola Chicago	83 75
						92	A Oklahoma	84 <b>93</b>	153	H Loyola Chicago	80 52
									160	N Maine	94 62
									171	A Northern Ill.	73 49
									211	H Western Ill.	94 75
									276	A Indiana St.	92 71
									276	H Indiana St.	105 65
									330	A Evansville	66 51
									330	H Evansville	108 44
LAST 10 Division I											
66	A UNI	78 <b>91</b>	276	A Indiana St.	92 71						
135	A Valparaiso	83 79	330	A Evansville	66 51						
153	A Loyola Chicago	83 75	8	H Missouri St.	83 <b>89</b>						
74	H Illinois St.	87 82	107	H Southern Ill.	91 76						
50	H Bradley	85 72	153	H Loyola Chicago	80 52						

Non-Div I Games: Waldorf 103 18

Drake

Loss, Non-Conf, S Site, H Home A Away N Neutral



Average RPI Win: <b>183</b>	WON-LOST	WINNING	LAST 10	STRENGTH OF	OPP. STRENGTH	TEAM	ADJ.	CONF.	ADJ CONF.
Average RPI Loss: <b>95</b>	RECORD	PCT. RANK	GAMES	SCHEDULE	OF SCHEDULE	RPI	RPI	RPI	RPI
DIV. I ONLY	23- 7	33	9-1	106	137	41	41	14	14
DIV. I NON-CONF.	7- 5	131	0	51	91	77	77	13	13
TOTALS	RPI 1-25	RPI 26-50	W-L RECORDS	RPI 51-100	RPI 101-150	RPI 150+			
23- 7	0- 1	1- 2	OVERALL	1- 1	6- 2	15- 1			
14- 1	0- 0	1- 0	HOME	1- 0	4- 1	8- 0			
9- 5	0- 1	0- 2	AWAY	0- 1	2- 0	7- 1			
0- 1	0- 0	0- 0	NEUTRAL	0- 0	0- 1	0- 0			
7- 5	0- 1	0- 1	NON-CONFERENCE	1- 1	2- 2	4- 0			
5- 1	0- 0	0- 0	HOME	1- 0	2- 1	2- 0			
2- 3	0- 1	0- 1	AWAY	0- 1	0- 0	2- 0			
0- 1	0- 0	0- 0	NEUTRAL	0- 0	0- 1	0- 0			
16- 2	0- 0	1- 1	CONFERENCE	0- 0	4- 0	11- 1			
9- 0	0- 0	1- 0	HOME	0- 0	2- 0	6- 0			
7- 2	0- 0	0- 1	AWAY	0- 0	2- 0	5- 1			
0- 0	0- 0	0- 0	NEUTRAL	0- 0	0- 0	0- 0			

RPI 1-25				RPI 26-50				Team's RPI: 41				RPI 51-100				RPI 101+			
RPI	S	Opponent	Score	RPI	S	Opponent	Score	RPI	S	Opponent	Score	RPI	S	Opponent	Score	RPI	S	Opponent	Score
22	A	DePaul	57 81	30	A	James Madison	39 69	56	A	Penn	49 53	104	A	William & Mary	61 54				
				30	H	James Madison	70 48	82	H	Villanova	54 52	104	H	William & Mary	84 74				
				47	A	Bucknell	49 60					110	N	Buffalo	59 63				
												125	H	Richmond	58 52				
												136	H	Pacific	51 58				
												140	H	Davidson	74 63				
												145	A	Northeastern	67 51				
												145	H	Northeastern	50 41				
												160	H	Maine	70 57				
												172	A	Elon	55 53				
												172	H	Elon	66 47				
												183	A	Quinnipiac	66 62				
												186	A	Delaware	52 32				
												186	H	Delaware	63 59				
												193	A	Towson	63 60				
												193	H	Towson	59 50				
												195	H	La Salle	69 31				
												236	A	Saint Joseph's	62 52				
												261	A	Col. of Charleston	59 73				
												261	H	Col. of Charleston	72 60				
LAST 10 Division I																			
				261	H	Col. of Charleston	72 60					104	H	William & Mary	84 74				
				273	H	UNCW	52 50					186	A	Delaware	52 32				
				193	A	Towson	63 60					145	A	Northeastern	67 51				
				30	A	James Madison	39 69					328	A	Hofstra	45 32				
				172	H	Elon	66 47					30	H	James Madison	70 48				

Non-Div I Games:

Drexel

■ Loss, 
 ■ Non-Conf, S Site, 
 ■ Home 
 ■ Away 
 N Neutral

Average RPI Win:	114	WON-LOST	WINNING	LAST 10	STRENGTH OF	OPP. STRENGTH	TEAM	ADJ.	CONF.	ADJ CONF.
Average RPI Loss:	58	RECORD	PCT. RANK	GAMES	SCHEDULE	OF SCHEDULE	RPI	RPI	RPI	RPI
DIV. I ONLY	18- 12	116	7-3	4	51	26	26	5	5	
DIV. I NON-CONF.	6- 5	151	0	2	52	28	28	4	4	
TOTALS	RPI 1-25	RPI 26-50	W-L RECORDS	RPI 51-100	RPI 101-150	RPI 150+				
18- 12	1- 5	3- 2	OVERALL	5- 3	5- 1	4- 1				
12- 3	0- 2	3- 0	HOME	4- 0	3- 1	2- 0				
6- 8	1- 3	0- 2	AWAY	1- 2	2- 0	2- 1				
0- 1	0- 0	0- 0	NEUTRAL	0- 1	0- 0	0- 0				
6- 5	0- 3	1- 1	NON-CONFERENCE	1- 1	1- 0	3- 0				
5- 1	0- 1	1- 0	HOME	1- 0	1- 0	2- 0				
1- 4	0- 2	0- 1	AWAY	0- 1	0- 0	1- 0				
0- 0	0- 0	0- 0	NEUTRAL	0- 0	0- 0	0- 0				
12- 7	1- 2	2- 1	CONFERENCE	4- 2	4- 1	1- 1				
7- 2	0- 1	2- 0	HOME	3- 0	2- 1	0- 0				
5- 4	1- 1	0- 1	AWAY	1- 1	2- 0	1- 1				
0- 1	0- 0	0- 0	NEUTRAL	0- 1	0- 0	0- 0				

RPI 1-25				RPI 26-50				Team's RPI: 26				RPI 51-100				RPI 101+			
RPI	S	Opponent	Score	RPI	S	Opponent	Score		RPI	S	Opponent	Score	RPI	S	Opponent	Score			
1	A	South Carolina	46 89	31	H	Florida St.	66 64		56	H	Penn	66 50	115	H	Wake Forest	58 60			
7	A	Louisville	55 60	37	A	FGCU	56 78		62	H	Boston College	85 73	120	A	Miami (FL)	74 55			
12	H	Northwestern	42 63	40	A	Virginia Tech	56 70		62	N	Boston College	77 84	122	H	Notre Dame	50 47			
16	A	NC State	70 65	40	H	Virginia Tech	72 67		76	A	Virginia	63 66	140	H	Davidson	82 52			
16	H	NC State	60 63	44	H	Troy	99 85		76	H	Virginia	62 47	149	A	North Carolina	73 54			
21	A	Texas A&M	58 79						79	H	Georgia Tech	58 46	149	H	North Carolina	71 61			
									90	A	Nebraska	79 83	178	H	High Point	93 57			
									100	A	Syracuse	88 58	182	H	Idaho St.	85 66			
													218	A	UNLV	57 45			
													221	A	Clemson	58 62			
													286	A	Pittsburgh	73 56			
LAST 10 Division I																			
		62 N Boston College	77 84			31 H Florida St.	66 64												
		149 A North Carolina	73 54			286 A Pittsburgh	73 56												
		40 A Virginia Tech	56 70			120 A Miami (FL)	74 55												
		16 A NC State	70 65			149 H North Carolina	71 61												
		76 H Virginia	62 47			16 H NC State	60 63												

Non-Div I Games:

Duke

■ Loss, 
 ■ Non-Conf, 
 S Site, 
 ■ Home 
 ■ Away 
 N Neutral

Duquesne

Through Games Of March 8, 2020

Average RPI Win:	219	WON-LOST	WINNING	LAST 10	STRENGTH OF	OPP. STRENGTH	TEAM	ADJ.	CONF.	ADJ CONF.
Average RPI Loss:	109	RECORD	PCT. RANK	GAMES	SCHEDULE	OF SCHEDULE	RPI	RPI	RPI	RPI
DIV. I ONLY	20- 11	81	6-4	268	113	129	129	12	12	
DIV. I NON-CONF.	10- 3	57	0	298	127	107	107	12	12	
TOTALS	RPI 1-25	RPI 26-50	W-L RECORDS	RPI 51-100	RPI 101-150	RPI 150+				
20- 11	0- 0	0- 1	OVERALL	2- 4	0- 6	18- 0				
11- 3	0- 0	0- 0	HOME	1- 1	0- 2	10- 0				
9- 7	0- 0	0- 1	AWAY	1- 2	0- 4	8- 0				
0- 1	0- 0	0- 0	NEUTRAL	0- 1	0- 0	0- 0				
10- 3	0- 0	0- 0	NON-CONFERENCE	0- 2	0- 1	10- 0				
4- 1	0- 0	0- 0	HOME	0- 1	0- 0	4- 0				
6- 2	0- 0	0- 0	AWAY	0- 1	0- 1	6- 0				
0- 0	0- 0	0- 0	NEUTRAL	0- 0	0- 0	0- 0				
10- 8	0- 0	0- 1	CONFERENCE	2- 2	0- 5	8- 0				
7- 2	0- 0	0- 0	HOME	1- 0	0- 2	6- 0				
3- 5	0- 0	0- 1	AWAY	1- 1	0- 3	2- 0				
0- 1	0- 0	0- 0	NEUTRAL	0- 1	0- 0	0- 0				

RPI S	Opponent	Score	RPI S	Opponent	Score	RPI S	Opponent	Score	RPI S	Opponent	Score	Team's RPI: 129
38	A Dayton	41 54	68	A Oklahoma St.	41 84	116	A Temple	72 85				
			84	A Saint Louis	50 53	125	A Richmond	64 67				
			88	A VCU	79 76	140	A Davidson	76 79				
			89	H Fordham	74 63	144	A George Washington	60 65				
			89	N Fordham	47 54	144	H George Washington	65 72				
			97	H Kent St.	75 77	150	H Massachusetts	77 81				
						163	A Lafayette	73 65				
						165	A Akron	88 63				
						185	H Toledo	79 74				
						188	A Manhattan	76 65				
						192	A Cornell	72 62				
						195	H La Salle	82 56				
						209	H Rhode Island	72 62				
						209	H Rhode Island	70 53				
						222	H Kennesaw St.	75 72				
						236	A Saint Joseph's	58 51				
						236	H Saint Joseph's	53 42				
						250	H George Mason	84 63				
						254	A Iona	76 74				
						269	H Saint Francis (PA)	72 69				
						286	A Pittsburgh	81 62				
						296	A St. Bonaventure	80 57				
						296	H St. Bonaventure	58 39				
						346	H Central Conn. St.	72 33				
LAST 10 Division I												
			89	N Fordham	47 54	209	H Rhode Island	72 62				
			209	H Rhode Island	70 53	140	A Davidson	76 79				
			296	A St. Bonaventure	80 57	125	A Richmond	64 67				
			89	H Fordham	74 63	236	H Saint Joseph's	53 42				
			144	H George Washington	65 72	88	A VCU	79 76				

Non-Div I Games:

Duquesne

Loss, Non-Conf, S Site, H Home A Away N Neutral

ETSU				STRENGTH OF SCHEDULE	OPP. STRENGTH OF SCHEDULE	TEAM RPI	ADJ. RPI	CONF. RPI	ADJ CONF. RPI
Average RPI Win:	250	WON-LOST RECORD	WINNING PCT. RANK						
Average RPI Loss:	169		LAST 10 GAMES						
DIV. I ONLY	8- 21	298	2-8	191	277	287	287	27	27
DIV. I NON-CONF.	4- 10	259	0	78	262	216	216	21	21
TOTALS	RPI 1-25	RPI 26-50	W-L RECORDS	RPI 51-100	RPI 101-150	RPI 150+			
8- 21	0- 0	0- 1	OVERALL	1- 2	1- 4	6- 14			
4- 10	0- 0	0- 0	HOME	0- 1	1- 2	3- 7			
4- 10	0- 0	0- 1	AWAY	1- 1	0- 1	3- 7			
0- 1	0- 0	0- 0	NEUTRAL	0- 0	0- 1	0- 0			
4- 10	0- 0	0- 1	NON-CONFERENCE	1- 2	1- 1	2- 6			
2- 5	0- 0	0- 0	HOME	0- 1	1- 1	1- 3			
2- 5	0- 0	0- 1	AWAY	1- 1	0- 0	1- 3			
0- 0	0- 0	0- 0	NEUTRAL	0- 0	0- 0	0- 0			
4- 11	0- 0	0- 0	CONFERENCE	0- 0	0- 3	4- 8			
2- 5	0- 0	0- 0	HOME	0- 0	0- 1	2- 4			
2- 5	0- 0	0- 0	AWAY	0- 0	0- 1	2- 4			
0- 1	0- 0	0- 0	NEUTRAL	0- 0	0- 1	0- 0			

RPI 1-25			RPI 26-50			RPI 51-100			RPI 101+ Team's RPI: 287		
RPI	S	Opponent	Score	RPI	S	Opponent	Score	RPI	S	Opponent	Score
				44	A	Troy	61 79	64	H	Tennessee	68 72
								79	A	Georgia Tech	48 87
								99	A	Liberty	63 62
LAST 10 Division I											
142	N	UNC Greensboro	47 57	271	A	Wofford	62 86	324	A	Mercer	72 66
207	A	Chattanooga	65 69	142	H	UNC Greensboro	45 65	324	H	Mercer	56 54
324	H	Mercer	56 54	342	H	Western Caro.	76 49	342	A	Western Caro.	62 57
151	H	Samford	60 76	207	H	Chattanooga	82 91	342	H	Western Caro.	76 49
196	A	Furman	47 67	151	A	Samford	34 68				
								271	A	Wofford	62 86
								271	H	Wofford	47 76
								214	A	Appalachian St.	67 61
								238	H	South Alabama	65 60
								258	H	UNC Asheville	54 72
								196	A	Furman	47 67
								196	H	Furman	62 81
								207	A	Chattanooga	65 69
								207	H	Chattanooga	82 91
								164	A	N.C. A&T	69 80
								169	H	Radford	43 67
								178	A	High Point	62 80
								189	H	Cleveland St.	54 62
								192	A	Cornell	43 71
								142	A	UNC Greensboro	47 63
								142	H	UNC Greensboro	45 65
								142	N	UNC Greensboro	47 57
								151	A	Samford	34 68
								115	H	Wake Forest	67 60
								140	H	Davidson	60 75

Non-Div I Games: Converse 73 35

ETSU

■ Loss, 
 ■ Non-Conf, 
 ■ S Site, 
 ■ Home 
 ■ A Away 
 N Neutral

# East Carolina

Through Games Of March 8, 2020

Average RPI Win:	230	WON-LOST	WINNING	LAST 10	STRENGTH OF	OPP. STRENGTH	TEAM	ADJ.	CONF.	ADJ CONF.
Average RPI Loss:	116	RECORD	PCT. RANK	GAMES	SCHEDULE	OF SCHEDULE	RPI	RPI	RPI	RPI
DIV. I ONLY	9- 21	287	5-5	104	97	242	242	9	9	
DIV. I NON-CONF.	3- 10	282	0	70	125	232	232	9	9	
TOTALS	RPI 1-25	RPI 26-50	W-L RECORDS	RPI 51-100	RPI 101-150	RPI 150+				
9- 21	0- 2	0- 3	OVERALL	0- 6	1- 3	8- 7				
7- 7	0- 1	0- 1	HOME	0- 1	1- 1	6- 3				
2- 11	0- 0	0- 1	AWAY	0- 5	0- 1	2- 4				
0- 3	0- 1	0- 1	NEUTRAL	0- 0	0- 1	0- 0				
3- 10	0- 1	0- 2	NON-CONFERENCE	0- 4	0- 2	3- 1				
2- 4	0- 0	0- 1	HOME	0- 1	0- 1	2- 1				
1- 4	0- 0	0- 0	AWAY	0- 3	0- 1	1- 0				
0- 2	0- 1	0- 1	NEUTRAL	0- 0	0- 0	0- 0				
6- 11	0- 1	0- 1	CONFERENCE	0- 2	1- 1	5- 6				
5- 3	0- 1	0- 0	HOME	0- 0	1- 0	4- 2				
1- 7	0- 0	0- 1	AWAY	0- 2	0- 0	1- 4				
0- 1	0- 0	0- 0	NEUTRAL	0- 0	0- 1	0- 0				

RPI S	Opponent	Score	RPI S	Opponent	Score	RPI S	Opponent	Score	RPI S	Opponent	Score	Team's RPI: 242
4 H	UConn	42 98	36 A	UCF	55 91	59 A	Cincinnati	53 76	104 H	William & Mary	68 78	
12 N	Northwestern	45 64	38 N	Dayton	68 94	60 H	Charlotte	47 59	115 A	Wake Forest	53 76	
			46 H	Middle Tenn.	66 68	65 A	South Fla.	52 81	116 H	Temple	56 50	
						66 A	Georgia	50 67	116 N	Temple	57 67	
						88 A	VCU	40 53	168 A	Wichita St.	55 57	
						99 A	Liberty	66 81	168 H	Wichita St.	53 61	
									173 H	Tulane	53 50	
									197 A	Memphis	61 57	
									197 H	Memphis	71 65	
									215 A	Houston	63 72	
									215 H	Houston	53 50	
									228 A	SMU	45 53	
									228 H	SMU	47 55	
									260 A	Tulsa	56 58	
									260 H	Tulsa	59 42	
									263 H	Howard	51 67	
									272 A	Longwood	64 61	
									318 H	UMES	57 42	
									325 H	USC Upstate	69 48	
LAST 10 Division I												
116 N	Temple	57 67	260 H	Tulsa	59 42							
59 A	Cincinnati	53 76	197 A	Memphis	61 57							
173 H	Tulane	53 50	228 A	SMU	45 53							
65 A	South Fla.	52 81	215 H	Houston	53 50							
116 H	Temple	56 50	168 A	Wichita St.	55 57							

Non-Div I Games:

East Carolina

Loss, Non-Conf, S Site, H Home A Away N Neutral

Average RPI Win:	262	WON-LOST	WINNING	LAST 10	STRENGTH OF	OPP. STRENGTH	TEAM	ADJ.	CONF.	ADJ CONF.
Average RPI Loss:	138	RECORD	PCT. RANK	GAMES	SCHEDULE	OF SCHEDULE	RPI	RPI	RPI	RPI
DIV. I ONLY	18- 12	116	7-3	339	199	198	198	20	20	
DIV. I NON-CONF.	5- 5	164	0	349	110	308	308	23	23	
TOTALS	RPI 1-25	RPI 26-50	W-L RECORDS	RPI 51-100	RPI 101-150	RPI 150+				
18- 12	0- 0	1- 2	OVERALL	0- 3	0- 2	17- 5				
8- 5	0- 0	1- 0	HOME	0- 1	0- 1	7- 3				
8- 6	0- 0	0- 1	AWAY	0- 2	0- 1	8- 2				
2- 1	0- 0	0- 1	NEUTRAL	0- 0	0- 0	2- 0				
5- 5	0- 0	0- 0	NON-CONFERENCE	0- 0	0- 2	5- 3				
1- 3	0- 0	0- 0	HOME	0- 0	0- 1	1- 2				
3- 2	0- 0	0- 0	AWAY	0- 0	0- 1	3- 1				
1- 0	0- 0	0- 0	NEUTRAL	0- 0	0- 0	1- 0				
13- 7	0- 0	1- 2	CONFERENCE	0- 3	0- 0	12- 2				
7- 2	0- 0	1- 0	HOME	0- 1	0- 0	6- 1				
5- 4	0- 0	0- 1	AWAY	0- 2	0- 0	5- 1				
1- 1	0- 0	0- 1	NEUTRAL	0- 0	0- 0	1- 0				

RPI S	Opponent	Score	RPI S	Opponent	Score	RPI S	Opponent	Score	RPI S	Opponent	Score	Team's RPI: 198
48	A UT Martin	64 88	48	H UT Martin	74 70	55	A Belmont	45 69	135	H Valparaiso	66 78	
48	H UT Martin					87	A Southeast Mo. St.	56 72	148	A Wisconsin	55 63	
48	N UT Martin	52 63				87	H Southeast Mo. St.	65 77	153	H Loyola Chicago	51 67	
									171	A Northern Ill.	48 61	
									174	A Austin Peay	76 47	
									174	H Austin Peay	73 72	
									206	H Tennessee Tech	62 75	
									211	N Western Ill.	60 52	
									239	A Murray St.	87 92	
									239	H Murray St.	66 46	
									246	A Lipscomb	66 56	
									247	H Jacksonville St.	55 52	
									247	N Jacksonville St.	49 46	
									276	H Indiana St.	57 59	
									283	A Morehead St.	57 51	
									283	H Morehead St.	67 62	
									290	A Eastern Ky.	83 63	
									290	H Eastern Ky.	85 38	
									308	H Omaha	65 52	
									330	A Evansville	90 44	
									334	A Tennessee St.	73 52	
									338	A SIUE	65 62	
									338	H SIUE	77 71	
									341	A UIC	80 45	
LAST 10 Division I												
			48	N UT Martin	52 63	239	H Murray St.	66 46				
			247	N Jacksonville St.	49 46	48	A UT Martin	64 88				
			338	A SIUE	65 62	338	H SIUE	77 71				
			87	A Southeast Mo. St.	56 72	283	H Morehead St.	67 62				
			174	H Austin Peay	73 72	290	H Eastern Ky.	85 38				

Non-Div I Games: Lindenwood (MO) 88 66

Eastern Ill.

Eastern Ky.

Through Games Of March 8, 2020

Average RPI Win:	275	WON-LOST	WINNING	LAST 10	STRENGTH OF	OPP. STRENGTH	TEAM	ADJ.	CONF.	ADJ CONF.
Average RPI Loss:	171	RECORD	PCT. RANK	GAMES	SCHEDULE	OF SCHEDULE	RPI	RPI	RPI	RPI
DIV. I ONLY	10- 18	265	3-7	317	232	290	290	20	20	
DIV. I NON-CONF.	5- 5	164	0	280	170	208	208	23	23	
TOTALS	RPI 1-25	RPI 26-50	W-L RECORDS	RPI 51-100	RPI 101-150	RPI 150+				
10- 18	0- 0	0- 1	OVERALL	0- 5	0- 1	10- 11				
4- 9	0- 0	0- 1	HOME	0- 2	0- 0	4- 6				
6- 9	0- 0	0- 0	AWAY	0- 3	0- 1	6- 5				
0- 0	0- 0	0- 0	NEUTRAL	0- 0	0- 0	0- 0				
5- 5	0- 0	0- 0	NON-CONFERENCE	0- 2	0- 1	5- 2				
2- 2	0- 0	0- 0	HOME	0- 0	0- 0	2- 2				
3- 3	0- 0	0- 0	AWAY	0- 2	0- 1	3- 0				
0- 0	0- 0	0- 0	NEUTRAL	0- 0	0- 0	0- 0				
5- 13	0- 0	0- 1	CONFERENCE	0- 3	0- 0	5- 9				
2- 7	0- 0	0- 1	HOME	0- 2	0- 0	2- 4				
3- 6	0- 0	0- 0	AWAY	0- 1	0- 0	3- 5				
0- 0	0- 0	0- 0	NEUTRAL	0- 0	0- 0	0- 0				

RPI S	Opponent	Score	RPI S	Opponent	Score	RPI S	Opponent	Score	RPI S	Opponent	Score	Team's RPI: 290
48	H UT Martin	50 65	55	A Belmont	48 68	127	A Vanderbilt	69 75				
			55	H Belmont	46 85	174	A Austin Peay	53 69				
			78	A IUPUI	42 72	178	H Northern Ky.	69 62				
			87	H Southeast Mo. St.	44 60	197	A Memphis	63 60				
			98	A Butler	41 73	198	A Eastern Ill.	38 85				
						198	H Eastern Ill.	63 83				
						206	A Tennessee Tech	82 87				
						206	H Tennessee Tech	42 60				
						207	H Chattanooga	71 65				
						225	H Miami (OH)	57 75				
						239	A Murray St.	65 66				
						247	A Jacksonville St.	54 68				
						247	H Jacksonville St.	33 43				
						262	H Youngstown St.	63 72				
						268	A Xavier	56 55				
						283	A Morehead St.	68 47				
						283	H Morehead St.	64 58				
						324	A Mercer	61 60				
						334	A Tennessee St.	61 55				
						334	H Tennessee St.	64 67				
						338	A SIUE	68 38				
						338	H SIUE	49 46				
LAST 10 Division I												
283	H Morehead St.	64 58	283	A Morehead St.	68 47							
239	A Murray St.	65 66	338	A SIUE	68 38							
55	H Belmont	46 85	198	A Eastern Ill.	38 85							
334	H Tennessee St.	64 67	87	H Southeast Mo. St.	44 60							
174	A Austin Peay	53 69	48	H UT Martin	50 65							

Non-Div I Games: Alice Lloyd 102 65

Eastern Ky.

Loss, Non-Conf, S Site, H Home A Away N Neutral

Average RPI Win:	205	WON-LOST	WINNING	LAST 10	STRENGTH OF	OPP. STRENGTH	TEAM	ADJ.	CONF.	ADJ CONF.
Average RPI Loss:	117	RECORD	PCT. RANK	GAMES	SCHEDULE	OF SCHEDULE	RPI	RPI	RPI	RPI
DIV. I ONLY	13- 15	193	4-6	167	124	181	181	10	10	
DIV. I NON-CONF.	4- 6	212	0	274	245	253	253	10	10	
TOTALS	RPI 1-25	RPI 26-50	W-L RECORDS	RPI 51-100	RPI 101-150	RPI 150+				
13- 15	0- 2	0- 1	OVERALL	3- 2	1- 4	9- 6				
7- 6	0- 1	0- 1	HOME	2- 1	0- 2	5- 1				
6- 9	0- 1	0- 0	AWAY	1- 1	1- 2	4- 5				
0- 0	0- 0	0- 0	NEUTRAL	0- 0	0- 0	0- 0				
4- 6	0- 0	0- 1	NON-CONFERENCE	1- 0	0- 2	3- 3				
2- 2	0- 0	0- 1	HOME	1- 0	0- 1	1- 0				
2- 4	0- 0	0- 0	AWAY	0- 0	0- 1	2- 3				
0- 0	0- 0	0- 0	NEUTRAL	0- 0	0- 0	0- 0				
9- 9	0- 2	0- 0	CONFERENCE	2- 2	1- 2	6- 3				
5- 4	0- 1	0- 0	HOME	1- 1	0- 1	4- 1				
4- 5	0- 1	0- 0	AWAY	1- 1	1- 1	2- 2				
0- 0	0- 0	0- 0	NEUTRAL	0- 0	0- 0	0- 0				

RPI 1-25				RPI 26-50				RPI 51-100				RPI 101+ Team's RPI: 181			
RPI	S	Opponent	Score	RPI	S	Opponent	Score	RPI	S	Opponent	Score	RPI	S	Opponent	Score
18	A	Central Mich.	69 76	34	H	Michigan	38 57	58	A	Ball St.	54 59	103	A	Michigan St.	50 85
18	H	Central Mich.	82 89					58	H	Ball St.	61 58	107	H	Southern Ill.	54 85
								85	H	Ohio	65 75	110	A	Buffalo	63 66
								87	H	Southeast Mo. St.	69 64	143	A	Western Mich.	83 79
								97	A	Kent St.	74 69	143	H	Western Mich.	49 53
												155	A	Binghamton	67 78
												165	A	Akron	81 88
												165	H	Akron	53 64
												168	A	Wichita St.	52 63
												171	A	Northern Ill.	59 65
												171	H	Northern Ill.	62 55
												185	A	Toledo	77 62
												185	H	Toledo	64 46
												225	H	Miami (OH)	80 53
												252	A	Bowling Green	70 58
												252	H	Bowling Green	78 61
												262	A	Youngstown St.	77 79
												332	A	Detroit Mercy	84 70
												340	H	Purdue Fort Wayne	64 40
												341	A	UIC	68 59
LAST 10 Division I															
18	A	Central Mich.	69 76	165	H	Akron	53 64								
143	H	Western Mich.	49 53	252	A	Bowling Green	70 58								
185	H	Toledo	64 46	143	A	Western Mich.	83 79								
171	A	Northern Ill.	59 65	85	H	Ohio	65 75								
58	H	Ball St.	61 58	165	A	Akron	81 88								

Non-Div I Games: Olivet 95 38

Eastern Mich.

■ Loss, 
 ■ Non-Conf, 
 ■ S Site, 
 ■ Home 
 ■ A Away 
 N Neutral



Average RPI Win:	275	WON-LOST	WINNING	LAST 10	STRENGTH OF	OPP. STRENGTH	TEAM	ADJ.	CONF.	ADJ CONF.
Average RPI Loss:	151	RECORD	PCT. RANK	GAMES	SCHEDULE	OF SCHEDULE	RPI	RPI	RPI	RPI
DIV. I ONLY	3- 25	336	2-8	114	201	312	312	18	18	
DIV. I NON-CONF.	0- 8	338	0	7	77	235	235	17	17	
TOTALS	RPI 1-25	RPI 26-50	W-L RECORDS	RPI 51-100	RPI 101-150	RPI 150+				
3- 25	0- 2	0- 1	OVERALL	0- 3	0- 4	3- 15				
2- 10	0- 0	0- 0	HOME	0- 2	0- 1	2- 7				
1- 14	0- 2	0- 0	AWAY	0- 1	0- 3	1- 8				
0- 1	0- 0	0- 1	NEUTRAL	0- 0	0- 0	0- 0				
0- 8	0- 2	0- 1	NON-CONFERENCE	0- 1	0- 2	0- 2				
0- 2	0- 0	0- 0	HOME	0- 1	0- 0	0- 1				
0- 5	0- 2	0- 0	AWAY	0- 0	0- 2	0- 1				
0- 1	0- 0	0- 1	NEUTRAL	0- 0	0- 0	0- 0				
3- 17	0- 0	0- 0	CONFERENCE	0- 2	0- 2	3- 13				
2- 8	0- 0	0- 0	HOME	0- 1	0- 1	2- 6				
1- 9	0- 0	0- 0	AWAY	0- 1	0- 1	1- 7				
0- 0	0- 0	0- 0	NEUTRAL	0- 0	0- 0	0- 0				

RPI 1-25				RPI 26-50				RPI 51-100				RPI 101+ Team's RPI: 312			
RPI	S	Opponent	Score	RPI	S	Opponent	Score	RPI	S	Opponent	Score	RPI	S	Opponent	Score
6	A	Stanford	27 92	50	N	Bradley	46 66	63	A	Montana St.	47 79	105	A	Utah	49 87
9	A	Gonzaga	44 84					63	H	Montana St.	85 89	108	A	Idaho	60 69
								80	H	Boise St.	61 63	108	H	Idaho	46 75
												146	A	San Jose St.	66 84
												154	A	Montana	54 92
												154	H	Montana	56 77
												175	H	Pepperdine	52 53
												176	A	Southern Utah	50 71
												176	H	Southern Utah	67 70
												180	A	Northern Ariz.	58 63
												180	H	Northern Ariz.	62 70
												182	A	Idaho St.	49 77
												182	H	Idaho St.	47 67
												194	A	Portland St.	58 75
												194	H	Portland St.	79 75
												200	A	UMKC	55 66
												226	A	Northern Colo.	42 63
												226	H	Northern Colo.	61 67
												305	A	Sacramento St.	78 73
												305	H	Sacramento St.	67 74
												327	A	Weber St.	77 83
												327	H	Weber St.	63 53
LAST 10 Division I															
327	A	Weber St.	77 83	305	A	Sacramento St.	78 73								
182	A	Idaho St.	49 77	194	H	Portland St.	79 75								
226	H	Northern Colo.	61 67	108	H	Idaho	46 75								
176	H	Southern Utah	67 70	63	A	Montana St.	47 79								
180	A	Northern Ariz.	58 63	154	H	Montana	56 77								

Non-Div I Games: Northwest Chrst. 81 62

Eastern Wash.

■ Loss, 
 ■ Non-Conf, 
 ■ S Site, 
 ■ Home 
 ■ A Away 
 N Neutral

Average RPI Win:	257	WON-LOST	WINNING	LAST 10	STRENGTH OF	OPP. STRENGTH	TEAM	ADJ.	CONF.	ADJ CONF.
Average RPI Loss:	95	RECORD	PCT. RANK	GAMES	SCHEDULE	OF SCHEDULE	RPI	RPI	RPI	RPI
DIV. I ONLY	12- 16	216	4-6	101	165	172	172	14	14	
DIV. I NON-CONF.	4- 6	212	0	46	241	130	130	13	13	
TOTALS	RPI 1-25	RPI 26-50	W-L RECORDS	RPI 51-100	RPI 101-150	RPI 150+				
12- 16	0- 1	0- 4	OVERALL	0- 3	0- 6	12- 2				
6- 6	0- 0	0- 2	HOME	0- 0	0- 3	6- 1				
6- 8	0- 1	0- 2	AWAY	0- 1	0- 3	6- 1				
0- 2	0- 0	0- 0	NEUTRAL	0- 2	0- 0	0- 0				
4- 6	0- 1	0- 0	NON-CONFERENCE	0- 3	0- 2	4- 0				
2- 1	0- 0	0- 0	HOME	0- 0	0- 1	2- 0				
2- 3	0- 1	0- 0	AWAY	0- 1	0- 1	2- 0				
0- 2	0- 0	0- 0	NEUTRAL	0- 2	0- 0	0- 0				
8- 10	0- 0	0- 4	CONFERENCE	0- 0	0- 4	8- 2				
4- 5	0- 0	0- 2	HOME	0- 0	0- 2	4- 1				
4- 5	0- 0	0- 2	AWAY	0- 0	0- 2	4- 1				
0- 0	0- 0	0- 0	NEUTRAL	0- 0	0- 0	0- 0				

RPI 1-25				RPI 26-50				RPI 51-100				RPI 101+ Team's RPI: 172			
RPI	S	Opponent	Score	RPI	S	Opponent	Score	RPI	S	Opponent	Score	RPI	S	Opponent	Score
16	A	NC State	49 62	30	A	James Madison	48 61	53	A	Marist	55 63	104	A	William & Mary	61 74
				30	H	James Madison	58 61	78	N	IUPUI	53 59	104	H	William & Mary	77 84
				41	A	Drexel	47 66	96	N	Coastal Caro.	65 76	115	H	Wake Forest	57 69
				41	H	Drexel	53 55					145	A	Northeastern	65 68
												145	H	Northeastern	45 69
												149	A	North Carolina	46 76
												186	A	Delaware	60 73
												186	H	Delaware	56 65
												193	A	Towson	74 61
												193	H	Towson	68 52
												196	A	Furman	87 76
												214	H	Appalachian St.	67 66
												218	A	UNLV	50 44
												261	A	Col. of Charleston	85 57
												261	H	Col. of Charleston	90 48
												273	A	UNCW	60 57
												273	H	UNCW	77 53
												328	A	Hofstra	69 56
												328	H	Hofstra	67 50
												342	H	Western Caro.	68 24
LAST 10 Division I															
193	H	Towson	68 52	145	H	Northeastern	45 69								
30	H	James Madison	58 61	328	H	Hofstra	67 50								
104	A	William & Mary	61 74	261	A	Col. of Charleston	85 57								
41	A	Drexel	47 66	273	A	UNCW	60 57								
186	A	Delaware	60 73	104	H	William & Mary	77 84								

Non-Div I Games: Newberry 73 53

Elon

Average RPI Win:	300	WON-LOST	WINNING	LAST 10	STRENGTH OF	OPP. STRENGTH	TEAM	ADJ.	CONF.	ADJ CONF.
Average RPI Loss:	138	RECORD	PCT. RANK	GAMES	SCHEDULE	OF SCHEDULE	RPI	RPI	RPI	RPI
DIV. I ONLY	2- 26	348	0-10	172	132	330	330	8	8	
DIV. I NON-CONF.	2- 8	295	0	340	335	347	347	7	7	
TOTALS	RPI 1-25	RPI 26-50	W-L RECORDS	RPI 51-100	RPI 101-150	RPI 150+				
2- 26	0- 4	0- 2	OVERALL	0- 5	0- 4	2- 11				
2- 11	0- 2	0- 1	HOME	0- 2	0- 2	2- 4				
0- 15	0- 2	0- 1	AWAY	0- 3	0- 2	0- 7				
0- 0	0- 0	0- 0	NEUTRAL	0- 0	0- 0	0- 0				
2- 8	0- 0	0- 0	NON-CONFERENCE	0- 1	0- 0	2- 7				
2- 2	0- 0	0- 0	HOME	0- 0	0- 0	2- 2				
0- 6	0- 0	0- 0	AWAY	0- 1	0- 0	0- 5				
0- 0	0- 0	0- 0	NEUTRAL	0- 0	0- 0	0- 0				
0- 18	0- 4	0- 2	CONFERENCE	0- 4	0- 4	0- 4				
0- 9	0- 2	0- 1	HOME	0- 2	0- 2	0- 2				
0- 9	0- 2	0- 1	AWAY	0- 2	0- 2	0- 2				
0- 0	0- 0	0- 0	NEUTRAL	0- 0	0- 0	0- 0				

RPI S	Opponent	Score	RPI S	Opponent	Score	RPI S	Opponent	Score	RPI S	Opponent	Score	Team's RPI: 330
8	A Missouri St.	62 76	50	A Bradley	51 82	66	A UNI	60 76	107	A Southern Ill.	60 99	
8	H Missouri St.	55 81	50	H Bradley	53 71	66	H UNI	49 67	107	H Southern Ill.	57 70	
25	A Drake	44 108				74	A Illinois St.	58 81	135	A Valparaiso	54 72	
25	H Drake	51 66				74	H Illinois St.	51 68	135	H Valparaiso	66 88	
						87	A Southeast Mo. St.	60 83	153	A Loyola Chicago	47 77	
									153	H Loyola Chicago	61 71	
									174	A Austin Peay	64 80	
									198	H Eastern Ill.	44 90	
									204	A Illinois	44 59	
									225	A Miami (OH)	64 72	
									239	H Murray St.	59 61	
									251	H Marshall	66 62	
									276	A Indiana St.	58 68	
									276	H Indiana St.	58 70	
									338	A SIUE	74 85	
									340	A Purdue Fort Wayne	64 67	
									349	H Chicago St.	76 42	
LAST 10 Division I												
50	H Bradley	53 71	66	H UNI	49 67							
74	H Illinois St.	51 68	25	H Drake	51 66							
276	H Indiana St.	58 70	153	A Loyola Chicago	47 77							
107	A Southern Ill.	60 99	135	A Valparaiso	54 72							
8	A Missouri St.	62 76	276	A Indiana St.	58 68							

Non-Div I Games: Brescia 77 61

Evansville

Average RPI Win:	184	WON-LOST	WINNING	LAST 10	STRENGTH OF	OPP. STRENGTH	TEAM	ADJ.	CONF.	ADJ CONF.
Average RPI Loss:	61	RECORD	PCT. RANK	GAMES	SCHEDULE	OF SCHEDULE	RPI	RPI	RPI	RPI
DIV. I ONLY	26- 3	9	9-1	193	104	37	37	15	15	
DIV. I NON-CONF.	10- 2	29	0	117	22	34	34	14	14	
TOTALS	RPI 1-25	RPI 26-50	W-L RECORDS	RPI 51-100	RPI 101-150	RPI 150+				
26- 3	0- 1	2- 1	OVERALL	4- 0	5- 1	15- 0				
11- 2	0- 0	2- 1	HOME	1- 0	1- 1	7- 0				
11- 1	0- 1	0- 0	AWAY	1- 0	3- 0	7- 0				
4- 0	0- 0	0- 0	NEUTRAL	2- 0	1- 0	1- 0				
10- 2	0- 1	2- 1	NON-CONFERENCE	2- 0	2- 0	4- 0				
3- 1	0- 0	2- 1	HOME	0- 0	0- 0	1- 0				
3- 1	0- 1	0- 0	AWAY	0- 0	1- 0	2- 0				
4- 0	0- 0	0- 0	NEUTRAL	2- 0	1- 0	1- 0				
16- 1	0- 0	0- 0	CONFERENCE	2- 0	3- 1	11- 0				
8- 1	0- 0	0- 0	HOME	1- 0	1- 1	6- 0				
8- 0	0- 0	0- 0	AWAY	1- 0	2- 0	5- 0				
0- 0	0- 0	0- 0	NEUTRAL	0- 0	0- 0	0- 0				

RPI 1-25				RPI 26-50				Team's RPI: 37				RPI 51-100				RPI 101+			
RPI	S	Opponent	Score	RPI	S	Opponent	Score	RPI	S	Opponent	Score	RPI	S	Opponent	Score	RPI	S	Opponent	Score
10	A	Princeton	53 67	26	H	Duke	78 56	65	N	South Fla.	81 77	116	A	Temple	93 67				
				35	H	LSU	63 74	71	N	South Dakota St.	71 70	122	N	Notre Dame	69 60				
				36	H	UCF	72 50	99	A	Liberty	74 65	124	A	North Florida	72 50				
								99	H	Liberty	64 57	124	H	North Florida	76 65				
												137	A	North Ala.	74 63				
												137	H	North Ala.	55 61				
												161	A	Jacksonville	81 68				
												161	H	Jacksonville	77 64				
												215	A	Houston	57 45				
												222	A	Kennesaw St.	89 64				
												222	H	Kennesaw St.	80 63				
												224	A	Stetson	89 47				
												224	H	Stetson	67 54				
												246	A	Lipscomb	78 45				
												246	H	Lipscomb	105 71				
												246	H	Lipscomb	82 56				
												269	N	Saint Francis (PA)	97 64				
												310	A	FIU	100 54				
												331	A	NJIT	68 39				
												331	H	NJIT	82 39				
												346	H	Central Conn. St.	94 60				
LAST 10 Division I																			
246	H	Lipscomb	105 71	246	A	Lipscomb	78 45												
161	H	Jacksonville	77 64	224	H	Stetson	67 54												
137	H	North Ala.	55 61	124	H	North Florida	76 65												
331	A	NJIT	68 39	161	A	Jacksonville	81 68												
222	A	Kennesaw St.	89 64	99	A	Liberty	74 65												

Non-Div I Games: Webber Int'l 99 48 Fla. Memorial 91 47 Johnson & Wales (FL89 56

FGCU

Loss, Non-Conf, S Site, H Home A Away N Neutral

Average RPI Win:	294	WON-LOST	WINNING	LAST 10	STRENGTH OF	OPP. STRENGTH	TEAM	ADJ.	CONF.	ADJ CONF.
Average RPI Loss:	157	RECORD	PCT. RANK	GAMES	SCHEDULE	OF SCHEDULE	RPI	RPI	RPI	RPI
DIV. I ONLY	6- 23	318	2-8	192	211	310	310	13	13	
DIV. I NON-CONF.	3- 8	268	0	197	338	295	295	16	16	
TOTALS	RPI 1-25	RPI 26-50	W-L RECORDS	RPI 51-100	RPI 101-150	RPI 150+				
6- 23	0- 0	0- 4	OVERALL	0- 3	0- 3	6- 13				
3- 14	0- 0	0- 2	HOME	0- 2	0- 2	3- 8				
3- 9	0- 0	0- 2	AWAY	0- 1	0- 1	3- 5				
0- 0	0- 0	0- 0	NEUTRAL	0- 0	0- 0	0- 0				
3- 8	0- 0	0- 1	NON-CONFERENCE	0- 0	0- 2	3- 5				
1- 7	0- 0	0- 1	HOME	0- 0	0- 2	1- 4				
2- 1	0- 0	0- 0	AWAY	0- 0	0- 0	2- 1				
0- 0	0- 0	0- 0	NEUTRAL	0- 0	0- 0	0- 0				
3- 15	0- 0	0- 3	CONFERENCE	0- 3	0- 1	3- 8				
2- 7	0- 0	0- 1	HOME	0- 2	0- 0	2- 4				
1- 8	0- 0	0- 2	AWAY	0- 1	0- 1	1- 4				
0- 0	0- 0	0- 0	NEUTRAL	0- 0	0- 0	0- 0				

RPI S	Opponent	Score	RPI S	Opponent	Score	RPI S	Opponent	Score	RPI S	Opponent	Score	Team's RPI: 310
29	A Western Ky.	51 71	54	H Rice	47 68	101	A UAB	58 71				
33	H Old Dominion	39 66	60	A Charlotte	31 49	109	H Bethune-Cookman	60 65				
37	H FGCU	54 100	60	H Charlotte	50 64	124	H North Florida	49 64				
46	A Middle Tenn.	56 72				161	A Jacksonville	52 77				
						174	H Austin Peay	56 58				
						178	H Northern Ky.	45 67				
						202	A Fla. Atlantic	42 54				
						202	H Fla. Atlantic	61 64				
						205	H Southern Miss.	53 58				
						219	A UTEP	34 64				
						223	H Brown	57 72				
						235	H North Texas	58 56				
						251	A Marshall	68 65				
						251	H Marshall	57 59				
						264	A Louisiana Tech	52 62				
						264	H Louisiana Tech	44 68				
						285	H Oakland	49 58				
						294	A N.C. Central	59 58				
						316	A Georgia St.	70 63				
						321	A UTSA	45 60				
						321	H UTSA	71 63				
						344	H Grambling	56 55				
LAST 10 Division I												
321	H UTSA	71 63	205	H Southern Miss.	53 58							
251	H Marshall	57 59	264	H Louisiana Tech	44 68							
60	A Charlotte	31 49	202	H Fla. Atlantic	61 64							
264	A Louisiana Tech	52 62	29	A Western Ky.	51 71							
202	A Fla. Atlantic	42 54	251	A Marshall	68 65							

Non-Div I Games:

FIU

■ Loss, 
 ■ Non-Conf, 
 ■ S Site, 
 ■ H Home 
 ■ A Away 
 N Neutral

## Fairfield

Through Games Of March 8, 2020

Average RPI Win:	269	WON-LOST	WINNING	LAST 10	STRENGTH OF	OPP. STRENGTH	TEAM	ADJ.	CONF.	ADJ CONF.
Average RPI Loss:	168	RECORD	PCT. RANK	GAMES	SCHEDULE	OF SCHEDULE	RPI	RPI	RPI	RPI
DIV. I ONLY	15- 14	160	4-6	315	233	227	227	24	24	
DIV. I NON-CONF.	3- 6	235	0	335	100	314	314	25	25	
TOTALS	RPI 1-25	RPI 26-50	W-L RECORDS	RPI 51-100	RPI 101-150	RPI 150+				
15- 14	0- 0	0- 0	OVERALL	1- 5	0- 1	14- 8				
10- 4	0- 0	0- 0	HOME	1- 1	0- 0	9- 3				
5- 10	0- 0	0- 0	AWAY	0- 4	0- 1	5- 5				
0- 0	0- 0	0- 0	NEUTRAL	0- 0	0- 0	0- 0				
3- 6	0- 0	0- 0	NON-CONFERENCE	0- 2	0- 1	3- 3				
2- 2	0- 0	0- 0	HOME	0- 0	0- 0	2- 2				
1- 4	0- 0	0- 0	AWAY	0- 2	0- 1	1- 1				
0- 0	0- 0	0- 0	NEUTRAL	0- 0	0- 0	0- 0				
12- 8	0- 0	0- 0	CONFERENCE	1- 3	0- 0	11- 5				
8- 2	0- 0	0- 0	HOME	1- 1	0- 0	7- 1				
4- 6	0- 0	0- 0	AWAY	0- 2	0- 0	4- 4				
0- 0	0- 0	0- 0	NEUTRAL	0- 0	0- 0	0- 0				

RPI S	Opponent	Score	RPI S	Opponent	Score	RPI S	Opponent	Score	RPI S	Opponent	Score	Team's RPI: 227
						53	A Marist	45 75	116	A Temple	59 77	
						53	H Marist	52 48	167	H Dartmouth	51 52	
						57	A St. John's (NY)	69 71	183	A Quinnipiac	62 76	
						61	A Seton Hall	44 74	183	H Quinnipiac	72 60	
						95	A Rider	52 60	188	A Manhattan	38 51	
						95	H Rider	60 68	188	H Manhattan	87 47	
									209	A Rhode Island	41 74	
									223	H Brown	44 58	
									254	A Iona	52 40	
									254	H Iona	52 59	
									278	A Siena	65 35	
									278	H Siena	58 46	
									291	A Niagara	77 65	
									291	H Niagara	71 49	
									293	A Monmouth	40 39	
									293	H Monmouth	49 38	
									317	A Saint Peter's	63 66	
									317	H Saint Peter's	67 48	
									320	H Navy	66 52	
									328	H Hofstra	73 64	
									333	A LIU Brooklyn	53 51	
									337	A Canisius	63 70	
									337	H Canisius	72 70	
LAST 10 Division I												
			291	H Niagara	71 49		183	H Quinnipiac	72 60			
			278	H Siena	58 46		317	A Saint Peter's	63 66			
			188	A Manhattan	38 51		254	H Iona	52 59			
			95	H Rider	60 68		293	A Monmouth	40 39			
			53	A Marist	45 75		337	A Canisius	63 70			

Non-Div I Games:

Fairfield

■ Loss, 
■ Non-Conf, 
■ S Site, 
■ H Home 
■ A Away 
N Neutral

Average RPI Win:	300	WON-LOST	WINNING	LAST 10	STRENGTH OF	OPP. STRENGTH	TEAM	ADJ.	CONF.	ADJ CONF.
Average RPI Loss:	226	RECORD	PCT. RANK	GAMES	SCHEDULE	OF SCHEDULE	RPI	RPI	RPI	RPI
DIV. I ONLY	12- 17	223	5-5	344	345	303	303	30	30	
DIV. I NON-CONF.	3- 8	268	0	328	332	328	328	30	30	
TOTALS	RPI 1-25	RPI 26-50	W-L RECORDS	RPI 51-100	RPI 101-150	RPI 150+				
12- 17	0- 0	0- 0	OVERALL	0- 0	0- 2	12- 15				
6- 8	0- 0	0- 0	HOME	0- 0	0- 1	6- 7				
6- 9	0- 0	0- 0	AWAY	0- 0	0- 1	6- 8				
0- 0	0- 0	0- 0	NEUTRAL	0- 0	0- 0	0- 0				
3- 8	0- 0	0- 0	NON-CONFERENCE	0- 0	0- 0	3- 8				
1- 4	0- 0	0- 0	HOME	0- 0	0- 0	1- 4				
2- 4	0- 0	0- 0	AWAY	0- 0	0- 0	2- 4				
0- 0	0- 0	0- 0	NEUTRAL	0- 0	0- 0	0- 0				
9- 9	0- 0	0- 0	CONFERENCE	0- 0	0- 2	9- 7				
5- 4	0- 0	0- 0	HOME	0- 0	0- 1	5- 3				
4- 5	0- 0	0- 0	AWAY	0- 0	0- 1	4- 4				
0- 0	0- 0	0- 0	NEUTRAL	0- 0	0- 0	0- 0				

RPI 1-25				RPI 26-50				RPI 51-100				RPI 101+			
RPI	S	Opponent	Score	RPI	S	Opponent	Score	RPI	S	Opponent	Score	RPI	S	Opponent	Score
												114	A	Robert Morris	35 53
												114	H	Robert Morris	35 48
												152	A	Mt. St. Mary's	66 63
												152	H	Mt. St. Mary's	61 69
												155	H	Binghamton	48 60
												163	A	Lafayette	29 61
												184	A	Merrimack	51 62
												184	H	Merrimack	66 84
												188	H	Manhattan	61 62
												212	A	UMass Lowell	56 61
												263	A	Howard	56 64
												269	H	Saint Francis (PA)	56 47
												274	H	Army West Point	68 70
												278	H	Siena	67 58
												279	H	Loyola Maryland	46 75
												286	A	Pittsburgh	60 69
												298	A	Sacred Heart	53 68
												298	H	Sacred Heart	65 60
												304	A	Wagner	62 61
												304	H	Wagner	57 53
EAST 10 Division I															
				152	A	Mt. St. Mary's	66 63	346	A	Central Conn. St.	63 55	317	A	Saint Peter's	77 71
				304	H	Wagner	57 53	114	A	Robert Morris	35 53	319	A	St. Francis Brooklyn	62 57
				323	A	Bryant	47 55	184	H	Merrimack	66 84	323	A	Bryant	47 55
				114	H	Robert Morris	35 48	304	A	Wagner	62 61	323	H	Bryant	45 57
				333	H	LIU Brooklyn	64 50	152	H	Mt. St. Mary's	61 69	331	A	NJIT	68 59
												333	A	LIU Brooklyn	63 68

Non-Div I Games:

Fairleigh Dickinson

Loss, Non-Conf, S Site, H Home A Away N Neutral

F  
a  
i  
r  
l  
e  
i  
g  
h  
D  
i  
c  
k  
i  
n  
s  
o  
n

RPI	S	Opponent	Score
333	H	LIU Brooklyn	64 50
346	A	Central Conn. St.	63 55
346	H	Central Conn. St.	66 47

F  
a  
i  
r  
l  
e  
i  
g  
h  
D  
i  
c  
k  
i  
n  
s  
o  
n



Fla. Atlantic

Through Games Of March 8, 2020

Average RPI Win:	242	WON-LOST	WINNING	LAST 10	STRENGTH OF	OPP. STRENGTH	TEAM	ADJ.	CONF.	ADJ CONF.
Average RPI Loss:	112	RECORD	PCT. RANK	GAMES	SCHEDULE	OF SCHEDULE	RPI	RPI	RPI	RPI
DIV. I ONLY	13- 16	203	4-6	155	150	202	202	13	13	
DIV. I NON-CONF.	6- 5	151	0	220	190	194	194	16	16	
TOTALS	RPI 1-25	RPI 26-50	W-L RECORDS	RPI 51-100	RPI 101-150	RPI 150+				
13- 16	0- 1	0- 5	OVERALL	1- 1	2- 4	10- 5				
9- 7	0- 0	0- 2	HOME	1- 1	0- 2	8- 2				
4- 9	0- 1	0- 3	AWAY	0- 0	2- 2	2- 3				
0- 0	0- 0	0- 0	NEUTRAL	0- 0	0- 0	0- 0				
6- 5	0- 1	0- 0	NON-CONFERENCE	0- 0	2- 3	4- 1				
4- 3	0- 0	0- 0	HOME	0- 0	0- 2	4- 1				
2- 2	0- 1	0- 0	AWAY	0- 0	2- 1	0- 0				
0- 0	0- 0	0- 0	NEUTRAL	0- 0	0- 0	0- 0				
7- 11	0- 0	0- 5	CONFERENCE	1- 1	0- 1	6- 4				
5- 4	0- 0	0- 2	HOME	1- 1	0- 0	4- 1				
2- 7	0- 0	0- 3	AWAY	0- 0	0- 1	2- 3				
0- 0	0- 0	0- 0	NEUTRAL	0- 0	0- 0	0- 0				

RPI	S	Opponent	Score	RPI	S	Opponent	Score	RPI	S	Opponent	Score	RPI	S	Opponent	Score	Team's RPI: 202
15	A	Iowa	53 85	29	A	Western Ky.	59 68	54	H	Rice	69 78	101	A	UAB	73 92	
				29	H	Western Ky.	56 69	60	H	Charlotte	65 44	119	H	Harvard	51 65	
				33	A	Old Dominion	49 60					125	A	Richmond	55 57	
				33	H	Old Dominion	63 75					131	H	Kansas	60 90	
				46	A	Middle Tenn.	66 81					138	A	Hampton	64 63	
												143	A	Western Mich.	80 79	
												196	H	Furman	63 69	
												205	A	Southern Miss.	55 59	
												205	H	Southern Miss.	67 71	
												208	H	Little Rock	79 72	
												219	A	UTEP	65 96	
												235	H	North Texas	84 78	
												251	A	Marshall	75 85	
												251	H	Marshall	68 50	
												264	H	Louisiana Tech	77 75	
												278	H	Siena	83 39	
												279	H	Loyola Maryland	72 61	
												310	A	FIU	64 61	
												310	H	FIU	54 42	
												321	A	UTSA	80 53	
												346	H	Central Conn. St.	72 54	
LAST 10 Division I																
251	H	Marshall	68 50	264	H	Louisiana Tech	77 75									
205	A	Southern Miss.	55 59	205	H	Southern Miss.	67 71									
33	A	Old Dominion	49 60	310	A	FIU	64 61									
29	H	Western Ky.	56 69	251	A	Marshall	75 85									
310	H	FIU	54 42	29	A	Western Ky.	59 68									

Non-Div I Games:

Fla. Atlantic

Loss, Non-Conf, S Site, H Home A Away N Neutral

Average RPI Win:	214	WON-LOST	WINNING	LAST 10	STRENGTH OF	OPP. STRENGTH	TEAM	ADJ.	CONF.	ADJ CONF.
Average RPI Loss:	48	RECORD	PCT. RANK	GAMES	SCHEDULE	OF SCHEDULE	RPI	RPI	RPI	RPI
DIV. I ONLY	15- 15	174	4-6	99	52	139	139	4	4	
DIV. I NON-CONF.	9- 4	84	0	308	196	191	191	5	5	
TOTALS	RPI 1-25	RPI 26-50	W-L RECORDS	RPI 51-100	RPI 101-150	RPI 150+				
15- 15	1- 5	1- 4	OVERALL	0- 4	3- 2	10- 0				
9- 7	0- 3	1- 2	HOME	0- 2	2- 0	6- 0				
5- 6	1- 2	0- 1	AWAY	0- 2	1- 1	3- 0				
1- 2	0- 0	0- 1	NEUTRAL	0- 0	0- 1	1- 0				
9- 4	0- 1	0- 1	NON-CONFERENCE	0- 0	1- 2	8- 0				
6- 2	0- 1	0- 1	HOME	0- 0	1- 0	5- 0				
2- 1	0- 0	0- 0	AWAY	0- 0	0- 1	2- 0				
1- 1	0- 0	0- 0	NEUTRAL	0- 0	0- 1	1- 0				
6- 11	1- 4	1- 3	CONFERENCE	0- 4	2- 0	2- 0				
3- 5	0- 2	1- 1	HOME	0- 2	1- 0	1- 0				
3- 5	1- 2	0- 1	AWAY	0- 2	1- 0	1- 0				
0- 1	0- 0	0- 1	NEUTRAL	0- 0	0- 0	0- 0				

RPI S	Opponent	Score	RPI S	Opponent	Score	RPI S	Opponent	Score	RPI S	Opponent	Score	Team's RPI: 139
1	H South Carolina	67 100	28	A Arkansas	57 79	64	H Tennessee	50 78	112	A Auburn	83 63	
11	A Mississippi St.	47 93	28	H Arkansas	83 80	66	A Georgia	59 65	115	N Wake Forest	68 73	
14	H Indiana	49 73	31	H Florida St.	55 66	66	H Georgia	43 49	127	H Vanderbilt	68 60	
21	A Texas A&M	42 69	35	H LSU	68 77	72	A Alabama	62 69	131	A Kansas	66 76	
23	A Kentucky	70 62	35	N LSU	59 73				140	H Davidson	55 50	
23	H Kentucky	45 65							151	H Samford	84 48	
									177	A Missouri	75 67	
									268	N Xavier	67 64	
									272	H Longwood	71 54	
									299	H Ole Miss	74 72	
									301	H Presbyterian	60 46	
									302	A Prairie View	51 44	
									324	H Mercer	71 50	
									339	H Florida A&M	84 40	
									344	A Grambling	72 65	
LAST 10 Division I												
35	N LSU	59 73	177	A Missouri	75 67							
66	A Georgia	59 65	299	H Ole Miss	74 72							
1	H South Carolina	67 100	66	H Georgia	43 49							
28	H Arkansas	83 80	23	A Kentucky	70 62							
72	A Alabama	62 69	35	H LSU	68 77							

Non-Div I Games:

Florida

■ Loss, 
 ■ Non-Conf, 
 ■ S Site, 
 ■ Home 
 ■ A Away 
 N Neutral

Average RPI Win:	338	WON-LOST	WINNING	LAST 10	STRENGTH OF	OPP. STRENGTH	TEAM	ADJ.	CONF.	ADJ CONF.
Average RPI Loss:	211	RECORD	PCT. RANK	GAMES	SCHEDULE	OF SCHEDULE	RPI	RPI	RPI	RPI
DIV. I ONLY	4- 21	328	2-8	296	350	339	339	29	29	
DIV. I NON-CONF.	0- 9	338	0	281	345	348	348	29	29	
TOTALS	RPI 1-25	RPI 26-50	W-L RECORDS	RPI 51-100	RPI 101-150	RPI 150+				
4- 21	0- 0	0- 1	OVERALL	0- 0	0- 4	4- 16				
2- 8	0- 0	0- 0	HOME	0- 0	0- 1	2- 7				
2- 13	0- 0	0- 1	AWAY	0- 0	0- 3	2- 9				
0- 0	0- 0	0- 0	NEUTRAL	0- 0	0- 0	0- 0				
0- 9	0- 0	0- 1	NON-CONFERENCE	0- 0	0- 2	0- 6				
0- 2	0- 0	0- 0	HOME	0- 0	0- 0	0- 2				
0- 7	0- 0	0- 1	AWAY	0- 0	0- 2	0- 4				
0- 0	0- 0	0- 0	NEUTRAL	0- 0	0- 0	0- 0				
4- 12	0- 0	0- 0	CONFERENCE	0- 0	0- 2	4- 10				
2- 6	0- 0	0- 0	HOME	0- 0	0- 1	2- 5				
2- 6	0- 0	0- 0	AWAY	0- 0	0- 1	2- 5				
0- 0	0- 0	0- 0	NEUTRAL	0- 0	0- 0	0- 0				

RPI S	Opponent	Score	RPI S	Opponent	Score	RPI S	Opponent	Score	RPI S	Opponent	Score	Team's RPI: 339
35	A LSU	45 73							109	A Bethune-Cookman	64 66	
									109	H Bethune-Cookman	57 78	
									134	A Texas Tech	60 98	
									139	A Florida	40 84	
									158	A Norfolk St.	51 59	
									158	H Norfolk St.	62 69	
									161	H Jacksonville	54 88	
									164	A N.C. A&T	44 71	
									164	H N.C. A&T	49 66	
									231	H Morgan St.	47 59	
									233	H Alabama A&M	53 77	
									247	A Jacksonville St.	67 72	
									263	A Howard	58 72	
									263	H Howard	56 82	
									277	A Delaware St.	53 61	
									294	A N.C. Central	57 66	
									294	H N.C. Central	70 71	
									318	A UMES	81 71	
									322	A Alcorn	42 58	
									325	A USC Upstate	61 74	
									335	H Coppin St.	58 48	
									350	A South Carolina St.	44 39	
									350	H South Carolina St.	57 45	
									351	A Mississippi Val.	70 71	
LAST 10 Division I												
109	A Bethune-Cookman	64 66	164	H N.C. A&T	49 66							
350	H South Carolina St.	57 45	263	H Howard	56 82							
158	H Norfolk St.	62 69	109	H Bethune-Cookman	57 78							
318	A UMES	81 71	158	A Norfolk St.	51 59							
277	A Delaware St.	53 61	263	A Howard	58 72							

Non-Div I Games: Johnson (FL) 102 40 Trinity Baptist 103 54

Florida A&amp;M

Average RPI Win:	129	WON-LOST	WINNING	LAST 10	STRENGTH OF	OPP. STRENGTH	TEAM	ADJ.	CONF.	ADJ CONF.
Average RPI Loss:	63	RECORD	PCT. RANK	GAMES	SCHEDULE	OF SCHEDULE	RPI	RPI	RPI	RPI
DIV. I ONLY	24- 8	40	6-4	62	39	31	31	5	5	
DIV. I NON-CONF.	11- 0	1	0	143	46	11	11	4	4	
TOTALS	RPI 1-25	RPI 26-50	W-L RECORDS	RPI 51-100	RPI 101-150	RPI 150+				
24- 8	3- 2	3- 1	OVERALL	2- 4	9- 1	7- 0				
12- 3	0- 0	1- 0	HOME	2- 2	5- 1	4- 0				
8- 4	1- 1	1- 1	AWAY	0- 2	3- 0	3- 0				
4- 1	2- 1	1- 0	NEUTRAL	0- 0	1- 0	0- 0				
11- 0	1- 0	2- 0	NON-CONFERENCE	1- 0	3- 0	4- 0				
6- 0	0- 0	0- 0	HOME	1- 0	2- 0	3- 0				
3- 0	0- 0	1- 0	AWAY	0- 0	1- 0	1- 0				
2- 0	1- 0	1- 0	NEUTRAL	0- 0	0- 0	0- 0				
13- 8	2- 2	1- 1	CONFERENCE	1- 4	6- 1	3- 0				
6- 3	0- 0	1- 0	HOME	1- 2	3- 1	1- 0				
5- 4	1- 1	0- 1	AWAY	0- 2	2- 0	2- 0				
2- 1	1- 1	0- 0	NEUTRAL	0- 0	1- 0	0- 0				

RPI 1-25				RPI 26-50				Team's RPI: 31	RPI 51-100				RPI 101+			
RPI	S	Opponent	Score	RPI	S	Opponent	Score		RPI	S	Opponent	Score	RPI	S	Opponent	Score
7	A	Louisville	67 59	26	A	Duke	64 66		57	H	St. John's (NY)	74 70	103	H	Michigan St.	78 68
7	N	Louisville	62 60	34	N	Michigan	79 69		62	H	Boston College	56 65	115	A	Wake Forest	70 65
16	A	NC State	51 68	35	A	LSU	70 62		76	H	Virginia	63 55	115	H	Wake Forest	78 67
16	N	NC State	66 71	40	H	Virginia Tech	86 62		79	A	Georgia Tech	62 65	115	N	Wake Forest	76 47
21	N	Texas A&M	80 58						79	H	Georgia Tech	52 67	120	A	Miami (FL)	73 62
									100	A	Syracuse	89 90	120	H	Miami (FL)	79 61
													122	H	Notre Dame	67 70
													124	H	North Florida	70 41
													139	A	Florida	66 55
													149	H	North Carolina	78 64
													151	H	Samford	88 59
													161	H	Jacksonville	75 41
													221	A	Clemson	81 64
													221	H	Clemson	81 54
													286	A	Pittsburgh	66 41
													341	A	UIC	86 42
													343	H	Charleston So.	88 36
LAST 10 Division I																
16	N	NC State	66 71	79	A	Georgia Tech	62 65									
7	N	Louisville	62 60	115	H	Wake Forest	78 67									
115	N	Wake Forest	76 47	26	A	Duke	64 66									
122	H	Notre Dame	67 70	76	H	Virginia	63 55									
221	H	Clemson	81 54	7	A	Louisville	67 59									

Non-Div I Games:

Florida St.

■ Loss, 
 ■ Non-Conf, 
 ■ S Site, 
 ■ Home 
 ■ A Away 
 N Neutral

Average RPI Win: <b>172</b>	WON-LOST	WINNING	LAST 10	STRENGTH OF	OPP. STRENGTH	TEAM	ADJ.	CONF.	ADJ CONF.
Average RPI Loss: <b>103</b>	RECORD	PCT. RANK	GAMES	SCHEDULE	OF SCHEDULE	RPI	RPI	RPI	RPI
DIV. I ONLY	21- 11	75	7-3	124	100	89	89	12	12
DIV. I NON-CONF.	8- 5	117	0	166	68	125	125	12	12
TOTALS	RPI 1-25	RPI 26-50	W-L RECORDS	RPI 51-100	RPI 101-150	RPI 150+			
21- 11	0- 0	1- 2	OVERALL	2- 4	7- 4	11- 1			
14- 2	0- 0	1- 0	HOME	1- 1	3- 1	9- 0			
5- 7	0- 0	0- 1	AWAY	1- 2	2- 3	2- 1			
2- 2	0- 0	0- 1	NEUTRAL	0- 1	2- 0	0- 0			
8- 5	0- 0	0- 1	NON-CONFERENCE	1- 1	2- 2	5- 1			
5- 2	0- 0	0- 0	HOME	0- 1	1- 1	4- 0			
2- 2	0- 0	0- 0	AWAY	1- 0	0- 1	1- 1			
1- 1	0- 0	0- 1	NEUTRAL	0- 0	1- 0	0- 0			
13- 6	0- 0	1- 1	CONFERENCE	1- 3	5- 2	6- 0			
9- 0	0- 0	1- 0	HOME	1- 0	2- 0	5- 0			
3- 5	0- 0	0- 1	AWAY	0- 2	2- 2	1- 0			
1- 1	0- 0	0- 0	NEUTRAL	0- 1	1- 0	0- 0			

RPI S	Opponent	Score	RPI S	Opponent	Score	RPI S	Opponent	Score	RPI S	Opponent	Score
28 N	Arkansas	59 <b>71</b>	28 N	Arkansas	59 <b>71</b>	60 A	Charlotte	76 51	117 A	Columbia	51 <b>70</b>
38 A	Dayton	44 <b>48</b>	38 A	Dayton	44 <b>48</b>	82 H	Villanova	66 <b>73</b>	121 N	Lehigh	59 57
38 H	Dayton	50 38	38 H	Dayton	50 38	84 A	Saint Louis	49 <b>59</b>	122 H	Notre Dame	55 <b>60</b>
						84 H	Saint Louis	66 54	125 A	Richmond	64 47
						88 A	VCU	52 <b>62</b>	129 A	Duquesne	63 <b>74</b>
						88 N	VCU	55 <b>60</b>	129 N	Duquesne	54 47
									140 A	Davidson	62 <b>74</b>
									140 H	Davidson	47 46
									144 H	George Washington	53 47
									145 H	Northeastern	74 58
									150 A	Massachusetts	69 64
									151 H	Samford	68 37
									188 A	Manhattan	51 45
									195 H	La Salle	62 45
									209 H	Rhode Island	60 50
									215 H	Houston	63 54
									220 A	Penn St.	59 <b>72</b>
									232 H	Southern U.	65 52
									236 H	Saint Joseph's	67 45
									236 H	Saint Joseph's	59 36
									250 A	George Mason	66 54
									259 H	Georgetown	67 54
									296 H	St. Bonaventure	79 53
LAST 10 Division I											
88 N	VCU	55 <b>60</b>	38 H	Dayton	50 38						
129 N	Duquesne	54 47	84 A	Saint Louis	49 <b>59</b>						
236 H	Saint Joseph's	59 36	125 A	Richmond	64 47						
236 H	Saint Joseph's	67 45	140 H	Davidson	47 46						
129 A	Duquesne	63 <b>74</b>	150 A	Massachusetts	69 64						

Non-Div I Games:

Fordham

■ Loss, 
 ■ Non-Conf, 
 S Site, 
 ■ Home 
 ■ Away 
 N Neutral

Average RPI Win: 217		WON-LOST	WINNING	LAST 10	STRENGTH OF	OPP. STRENGTH	TEAM	ADJ.	CONF.	ADJ CONF.
Average RPI Loss: 139		RECORD	PCT. RANK	GAMES	SCHEDULE	OF SCHEDULE	RPI	RPI	RPI	RPI
DIV. I ONLY		23- 7	33	7-3	182	198	69	69	17	17
DIV. I NON-CONF.		5- 4	140	0	189	154	138	138	20	20
TOTALS		RPI 1-25	RPI 26-50	W-L RECORDS	RPI 51-100	RPI 101-150	RPI 150+			
23- 7	0- 0		0- 0	OVERALL	1- 3	3- 1	19- 3			
11- 1	0- 0		0- 0	HOME	0- 1	1- 0	10- 0			
9- 4	0- 0		0- 0	AWAY	1- 0	1- 1	7- 3			
3- 2	0- 0		0- 0	NEUTRAL	0- 2	1- 0	2- 0			
5- 4	0- 0		0- 0	NON-CONFERENCE	0- 2	0- 1	5- 1			
2- 1	0- 0		0- 0	HOME	0- 1	0- 0	2- 0			
2- 2	0- 0		0- 0	AWAY	0- 0	0- 1	2- 1			
1- 1	0- 0		0- 0	NEUTRAL	0- 1	0- 0	1- 0			
18- 3	0- 0		0- 0	CONFERENCE	1- 1	3- 0	14- 2			
9- 0	0- 0		0- 0	HOME	0- 0	1- 0	8- 0			
7- 2	0- 0		0- 0	AWAY	1- 0	1- 0	5- 2			
2- 1	0- 0		0- 0	NEUTRAL	0- 1	1- 0	1- 0			

[illegible]

Non-Div I Games:	La Verne	111	56	UC Merced	92	26
------------------	----------	-----	----	-----------	----	----

Fresno St.

■ Loss, ■ Non-Conf, S Site, H Home A Away N Neutral

F  
u  
r  
m  
a  
n

F  
u  
r  
m  
a  
n

Page 103

## Ga. Southern

Through Games Of March 8, 2020

Average RPI Win:	285	WON-LOST	WINNING	LAST 10	STRENGTH OF	OPP. STRENGTH	TEAM	ADJ.	CONF.	ADJ CONF.
Average RPI Loss:	186	RECORD	PCT. RANK	GAMES	SCHEDULE	OF SCHEDULE	RPI	RPI	RPI	RPI
DIV. I ONLY	10- 19	270	4-6	295	282	288	288	21	21	
DIV. I NON-CONF.	3- 8	268	0	284	333	292	292	19	19	
TOTALS	RPI 1-25	RPI 26-50	W-L RECORDS	RPI 51-100	RPI 101-150	RPI 150+				
10- 19	0- 0	0- 1	OVERALL	0- 3	0- 2	10- 13				
5- 6	0- 0	0- 1	HOME	0- 1	0- 0	5- 4				
4- 12	0- 0	0- 0	AWAY	0- 1	0- 2	4- 9				
1- 1	0- 0	0- 0	NEUTRAL	0- 1	0- 0	1- 0				
3- 8	0- 0	0- 0	NON-CONFERENCE	0- 1	0- 1	3- 6				
0- 2	0- 0	0- 0	HOME	0- 0	0- 0	0- 2				
2- 5	0- 0	0- 0	AWAY	0- 0	0- 1	2- 4				
1- 1	0- 0	0- 0	NEUTRAL	0- 1	0- 0	1- 0				
7- 11	0- 0	0- 1	CONFERENCE	0- 2	0- 1	7- 7				
5- 4	0- 0	0- 1	HOME	0- 1	0- 0	5- 2				
2- 7	0- 0	0- 0	AWAY	0- 1	0- 1	2- 5				
0- 0	0- 0	0- 0	NEUTRAL	0- 0	0- 0	0- 0				

RPI 1-25	RPI 26-50	RPI 51-100	RPI 101+	Team's RPI: 288
RPI S Opponent Score	RPI S Opponent Score	RPI S Opponent Score	RPI S Opponent Score	
	44 H Troy 69 79	96 A Coastal Caro. 59 66	102 A UT Arlington 73 101	
		96 H Coastal Caro. 74 90	109 A Bethune-Cookman 57 75	
		97 N Kent St. 48 62	173 A Tulane 40 56	
			190 A Louisiana 60 72	
			190 H Louisiana 83 67	
			196 A Furman 63 78	
			208 A Little Rock 46 58	
			208 H Little Rock 49 65	
			214 A Appalachian St. 75 83	
			214 H Appalachian St. 78 70	
			217 H North Dakota 56 69	
			222 H Kennesaw St. 69 95	
			238 H South Alabama 65 71	
			244 A Arkansas St. 62 69	
			244 H Arkansas St. 80 67	
			249 A Texas St. 68 72	
			271 A Wofford 70 57	
			282 A Winthrop 91 47	
			299 A Ole Miss 66 69	
			316 A Georgia St. 77 74	
			316 H Georgia St. 81 56	
			319 N St. Francis Brooklyn 78 47	
			324 A Mercer 52 62	
			348 A La.-Monroe 72 66	
			348 H La.-Monroe 64 47	
LAST 10 Division I				
316 A Georgia St. 77 74	190 A Louisiana 60 72	348 A La.-Monroe 72 66	319 N St. Francis Brooklyn 78 47	
102 A UT Arlington 73 101	244 H Arkansas St. 80 67	208 H Little Rock 49 65	324 A Mercer 52 62	
249 A Texas St. 68 72	214 A Appalachian St. 75 83			
214 H Appalachian St. 78 70				
96 H Coastal Caro. 74 90				

Non-Div I Games:

Ga. Southern

■ Loss, 
 ■ Non-Conf, 
 ■ S Site, 
 ■ H Home 
 ■ A Away 
 N Neutral



## Gardner-Webb

Through Games Of March 8, 2020

Average RPI Win:	258	WON-LOST	WINNING	LAST 10	STRENGTH OF	OPP. STRENGTH	TEAM	ADJ.	CONF.	ADJ CONF.
Average RPI Loss:	168	RECORD	PCT. RANK	GAMES	SCHEDULE	OF SCHEDULE	RPI	RPI	RPI	RPI
DIV. I ONLY	18- 11	99	8-2	281	293	159	159	25	25	
DIV. I NON-CONF.	5- 4	140	0	248	195	169	169	28	28	
TOTALS	RPI 1-25	RPI 26-50	W-L RECORDS	RPI 51-100	RPI 101-150	RPI 150+				
18- 11	0- 0	0- 1	OVERALL	0- 2	2- 2	16- 6				
11- 3	0- 0	0- 0	HOME	0- 0	2- 0	9- 3				
7- 8	0- 0	0- 1	AWAY	0- 2	0- 2	7- 3				
0- 0	0- 0	0- 0	NEUTRAL	0- 0	0- 0	0- 0				
5- 4	0- 0	0- 1	NON-CONFERENCE	0- 2	0- 0	5- 1				
3- 1	0- 0	0- 0	HOME	0- 0	0- 0	3- 1				
2- 3	0- 0	0- 1	AWAY	0- 2	0- 0	2- 0				
0- 0	0- 0	0- 0	NEUTRAL	0- 0	0- 0	0- 0				
13- 7	0- 0	0- 0	CONFERENCE	0- 0	2- 2	11- 5				
8- 2	0- 0	0- 0	HOME	0- 0	2- 0	6- 2				
5- 5	0- 0	0- 0	AWAY	0- 0	0- 2	5- 3				
0- 0	0- 0	0- 0	NEUTRAL	0- 0	0- 0	0- 0				

RPI 1-25				RPI 26-50				RPI 51-100				RPI 101+				Team's RPI: 159	
RPI	S	Opponent	Score	RPI	S	Opponent	Score	RPI	S	Opponent	Score	RPI	S	Opponent	Score		
				40	A	Virginia Tech	65 87	60	A	Charlotte	49 74	133	A	Campbell	44 48		
								66	A	Georgia	56 84	133	H	Campbell	77 69		
												138	A	Hampton	58 63		
												138	H	Hampton	70 59		
												169	A	Radford	51 65		
												169	H	Radford	73 84		
												178	A	High Point	62 46		
												178	H	High Point	70 57		
												186	H	Delaware	67 65		
												196	H	Furman	67 72		
												214	A	Appalachian St.	67 56		
												258	A	UNC Asheville	65 59		
												258	H	UNC Asheville	85 55		
												271	H	Wofford	67 53		
												272	A	Longwood	70 80		
												272	H	Longwood	73 70		
												282	A	Winthrop	54 49		
												282	H	Winthrop	71 59		
												301	A	Presbyterian	49 64		
												301	H	Presbyterian	53 56		
LAST 10 Division I																	
				133	H	Campbell	77 69	178	A	High Point	62 46	324	A	Mercer	65 62		
				325	A	USC Upstate	70 59	272	H	Longwood	73 70	325	A	USC Upstate	70 59		
				258	H	UNC Asheville	85 55	138	H	Hampton	70 59	325	H	USC Upstate	63 53		
				282	A	Winthrop	54 49	169	A	Radford	51 65	342	H	Western Caro.	88 62		
				301	A	Presbyterian	49 64	343	H	Charleston So.	67 45	343	A	Charleston So.	79 52		
												343	H	Charleston So.	67 45		

Non-Div I Games:

Gardner-Webb

■ Loss, 
 ■ Non-Conf, 
 ■ S Site, 
 ■ H Home 
 ■ A Away 
 N Neutral

## George Mason

Through Games Of March 8, 2020

Average RPI Win:	232	WON-LOST	WINNING	LAST 10	STRENGTH OF	OPP. STRENGTH	TEAM	ADJ.	CONF.	ADJ CONF.
Average RPI Loss:	133	RECORD	PCT. RANK	GAMES	SCHEDULE	OF SCHEDULE	RPI	RPI	RPI	RPI
DIV. I ONLY	9- 21	287	2-8	144	149	250	250	12	12	
DIV. I NON-CONF.	6- 7	182	0	164	285	189	189	12	12	
TOTALS	RPI 1-25	RPI 26-50	W-L RECORDS	RPI 51-100	RPI 101-150	RPI 150+				
9- 21	0- 0	0- 4	OVERALL	0- 6	2- 4	7- 7				
4- 10	0- 0	0- 2	HOME	0- 3	2- 2	2- 3				
5- 10	0- 0	0- 1	AWAY	0- 3	0- 2	5- 4				
0- 1	0- 0	0- 1	NEUTRAL	0- 0	0- 0	0- 0				
6- 7	0- 0	0- 3	NON-CONFERENCE	0- 1	0- 0	6- 3				
2- 4	0- 0	0- 2	HOME	0- 0	0- 0	2- 2				
4- 2	0- 0	0- 0	AWAY	0- 1	0- 0	4- 1				
0- 1	0- 0	0- 1	NEUTRAL	0- 0	0- 0	0- 0				
3- 14	0- 0	0- 1	CONFERENCE	0- 5	2- 4	1- 4				
2- 6	0- 0	0- 0	HOME	0- 3	2- 2	0- 1				
1- 8	0- 0	0- 1	AWAY	0- 2	0- 2	1- 3				
0- 0	0- 0	0- 0	NEUTRAL	0- 0	0- 0	0- 0				

RPI 1-25				RPI 26-50				RPI 51-100				RPI 101+				Team's RPI: 250
RPI	S	Opponent	Score	RPI	S	Opponent	Score	RPI	S	Opponent	Score	RPI	S	Opponent	Score	
				38	A	Dayton	55 59	84	A	Saint Louis	61 69	125	H	Richmond	70 75	
				40	H	Virginia Tech	58 77	84	H	Saint Louis	51 64	129	A	Duquesne	63 84	
				47	H	Bucknell	51 64	88	A	VCU	36 48	140	H	Davidson	69 76	
				50	N	Bradley	59 61	88	H	VCU	63 82	144	A	George Washington	57 62	
								89	H	Fordham	54 66	144	H	George Washington	70 60	
								96	A	Coastal Caro.	59 74	150	H	Massachusetts	73 56	
												186	A	Delaware	44 63	
												195	A	La Salle	65 77	
												195	H	La Salle	59 64	
												200	H	UMKC	58 64	
												201	H	American	73 55	
												209	A	Rhode Island	42 47	
												220	A	Penn St.	78 68	
												228	A	SMU	59 58	
												236	A	Saint Joseph's	54 49	
												261	A	Col. of Charleston	72 61	
												263	H	Howard	75 86	
												296	A	St. Bonaventure	47 62	
												320	A	Navy	67 58	
												332	H	Detroit Mercy	75 62	
LAST 10 Division I																
				84	A	Saint Louis	61 69	144	A	George Washington	57 62					
				195	H	La Salle	59 64	84	H	Saint Louis	51 64					
				88	A	VCU	36 48	150	H	Massachusetts	73 56					
				236	A	Saint Joseph's	54 49	209	A	Rhode Island	42 47					
				125	H	Richmond	70 75	195	A	La Salle	65 77					

Non-Div I Games:

George Mason

■ Loss, 
 ■ Non-Conf, 
 ■ S Site, 
 ■ H Home 
 ■ A Away 
 N Neutral

## George Washington

Through Games Of March 8, 2020

Average RPI Win:	183	WON-LOST	WINNING	LAST 10	STRENGTH OF	OPP. STRENGTH	TEAM	ADJ.	CONF.	ADJ CONF.
Average RPI Loss:	114	RECORD	PCT. RANK	GAMES	SCHEDULE	OF SCHEDULE	RPI	RPI	RPI	RPI
DIV. I ONLY	14- 16	189	5-5	91	106	144	144	12	12	
DIV. I NON-CONF.	6- 7	182	0	82	71	119	119	12	12	
TOTALS	RPI 1-25	RPI 26-50	W-L RECORDS	RPI 51-100	RPI 101-150	RPI 150+				
14- 16	0- 2	0- 3	OVERALL	2- 3	4- 4	8- 4				
7- 8	0- 1	0- 2	HOME	0- 2	3- 2	4- 1				
7- 8	0- 1	0- 1	AWAY	2- 1	1- 2	4- 3				
0- 0	0- 0	0- 0	NEUTRAL	0- 0	0- 0	0- 0				
6- 7	0- 2	0- 1	NON-CONFERENCE	1- 1	0- 2	5- 1				
2- 4	0- 1	0- 1	HOME	0- 1	0- 1	2- 0				
4- 3	0- 1	0- 0	AWAY	1- 0	0- 1	3- 1				
0- 0	0- 0	0- 0	NEUTRAL	0- 0	0- 0	0- 0				
8- 9	0- 0	0- 2	CONFERENCE	1- 2	4- 2	3- 3				
5- 4	0- 0	0- 1	HOME	0- 1	3- 1	2- 1				
3- 5	0- 0	0- 1	AWAY	1- 1	1- 1	1- 2				
0- 0	0- 0	0- 0	NEUTRAL	0- 0	0- 0	0- 0				

RPI 1-25				RPI 26-50				RPI 51-100				RPI 101+ Team's RPI: 144			
RPI	S	Opponent	Score	RPI	S	Opponent	Score	RPI	S	Opponent	Score	RPI	S	Opponent	Score
3	A	Maryland	54 88	30	H	James Madison	50 69	82	A	Villanova	68 56	104	H	William & Mary	51 63
10	H	Princeton	50 75	38	A	Dayton	44 50	84	H	Saint Louis	45 59	121	A	Lehigh	53 59
				38	H	Dayton	50 66	88	A	VCU	56 55	125	H	Richmond	50 40
								89	A	Fordham	47 53	125	H	Richmond	49 57
								93	H	Minnesota	50 83	129	A	Duquesne	72 65
												129	H	Duquesne	65 60
												140	A	Davidson	55 62
												150	H	Massachusetts	50 47
												183	A	Quinnipiac	78 67
												186	A	Delaware	63 49
												195	H	La Salle	54 61
												197	A	Memphis	64 63
												201	A	American	53 66
												209	H	Rhode Island	73 56
												236	A	Saint Joseph's	56 50
												250	A	George Mason	60 70
												250	H	George Mason	62 57
												259	H	Georgetown	52 49
												296	A	St. Bonaventure	55 59
												335	H	Coppin St.	54 35
LAST 10 Division I															
				125	H	Richmond	49 57	250	H	George Mason	62 57				
				125	H	Richmond	50 40	195	H	La Salle	54 61				
				209	H	Rhode Island	73 56	88	A	VCU	56 55				
				129	A	Duquesne	72 65	296	A	St. Bonaventure	55 59				
				38	A	Dayton	44 50	84	H	Saint Louis	45 59				

Non-Div I Games:

George Washington

■ Loss, 
 ■ Non-Conf, 
 ■ S Site, 
 ■ H Home 
 ■ A Away 
 N Neutral

## Georgetown

Through Games Of March 8, 2020

Average RPI Win:	271	WON-LOST	WINNING	LAST 10	STRENGTH OF	OPP. STRENGTH	TEAM	ADJ.	CONF.	ADJ CONF.
Average RPI Loss:	90	RECORD	PCT. RANK	GAMES	SCHEDULE	OF SCHEDULE	RPI	RPI	RPI	RPI
DIV. I ONLY	5- 25	325	1-9	85	78	259	259	6	6	
DIV. I NON-CONF.	3- 8	268	0	137	172	214	214	6	6	
TOTALS	RPI 1-25	RPI 26-50	W-L RECORDS	RPI 51-100	RPI 101-150	RPI 150+				
5- 25	0- 4	0- 1	OVERALL	0- 13	0- 4	5- 3				
1- 11	0- 2	0- 1	HOME	0- 6	0- 1	1- 1				
4- 12	0- 2	0- 0	AWAY	0- 6	0- 3	4- 1				
0- 2	0- 0	0- 0	NEUTRAL	0- 1	0- 0	0- 1				
3- 8	0- 0	0- 1	NON-CONFERENCE	0- 3	0- 4	3- 0				
0- 3	0- 0	0- 1	HOME	0- 1	0- 1	0- 0				
3- 4	0- 0	0- 0	AWAY	0- 1	0- 3	3- 0				
0- 1	0- 0	0- 0	NEUTRAL	0- 1	0- 0	0- 0				
2- 17	0- 4	0- 0	CONFERENCE	0- 10	0- 0	2- 3				
1- 8	0- 2	0- 0	HOME	0- 5	0- 0	1- 1				
1- 8	0- 2	0- 0	AWAY	0- 5	0- 0	1- 1				
0- 1	0- 0	0- 0	NEUTRAL	0- 0	0- 0	0- 1				

RPI S	Opponent	Score	RPI S	Opponent	Score	RPI S	Opponent	Score	RPI S	Opponent	Score	Team's RPI: 259
22	A DePaul	66 92	30	H James Madison	59 66	51	A Creighton	78 95	117	A Columbia	49 54	
22	H DePaul	69 87				51	H Creighton	56 65	125	H Richmond	49 51	
24	A Marquette	51 73				57	A St. John's (NY)	54 71	140	A Davidson	52 66	
24	H Marquette	56 76				57	H St. John's (NY)	68 74	144	A George Washington	49 52	
						61	A Seton Hall	60 79	187	A Providence	55 62	
						61	H Seton Hall	47 61	187	H Providence	62 53	
						69	N Fresno St.	69 82	187	N Providence	46 49	
						82	A Villanova	53 74	268	A Xavier	63 50	
						82	H Villanova	40 48	268	H Xavier	64 85	
						89	A Fordham	54 67	286	A Pittsburgh	66 56	
						95	H Rider	64 65	294	A LMU (CA)	64 53	
						98	A Butler	42 60	318	A UMES	57 39	
						98	H Butler	46 47				
LAST 10 Division I												
187	N Providence	46 49	82	H Villanova	40 48							
51	A Creighton	78 95	268	A Xavier	63 50							
187	A Providence	55 62	98	A Butler	42 60							
24	H Marquette	56 76	57	H St. John's (NY)	68 74							
22	H DePaul	69 87	61	H Seton Hall	47 61							

Non-Div I Games:

Georgetown

■ Loss, 
■ Non-Conf, 
■ S Site, 
■ H Home 
■ A Away 
N Neutral

Average RPI Win:	157	WON-LOST	WINNING	LAST 10	STRENGTH OF	OPP. STRENGTH	TEAM	ADJ.	CONF.	ADJ CONF.
Average RPI Loss:	45	RECORD	PCT. RANK	GAMES	SCHEDULE	OF SCHEDULE	RPI	RPI	RPI	RPI
DIV. I ONLY	17- 14	148	5-5	14	59	66	66	4	4	
DIV. I NON-CONF.	9- 4	84	0	56	206	90	90	5	5	
TOTALS	RPI 1-25	RPI 26-50	W-L RECORDS	RPI 51-100	RPI 101-150	RPI 150+				
17- 14	0- 9	3- 0	OVERALL	3- 3	3- 1	8- 1				
10- 8	0- 4	0- 0	HOME	1- 2	2- 1	7- 1				
4- 5	0- 4	2- 0	AWAY	0- 1	1- 0	1- 0				
3- 1	0- 1	1- 0	NEUTRAL	2- 0	0- 0	0- 0				
9- 4	0- 2	1- 0	NON-CONFERENCE	1- 2	0- 0	7- 0				
7- 3	0- 1	0- 0	HOME	0- 2	0- 0	7- 0				
0- 1	0- 1	0- 0	AWAY	0- 0	0- 0	0- 0				
2- 0	0- 0	1- 0	NEUTRAL	1- 0	0- 0	0- 0				
8- 10	0- 7	2- 0	CONFERENCE	2- 1	3- 1	1- 1				
3- 5	0- 3	0- 0	HOME	1- 0	2- 1	0- 1				
4- 4	0- 3	2- 0	AWAY	0- 1	1- 0	1- 0				
1- 1	0- 1	0- 0	NEUTRAL	1- 0	0- 0	0- 0				

RPI 1-25				RPI 26-50				RPI 51-100				Team's RPI: 66		RPI 101+			
RPI	S	Opponent	Score	RPI	S	Opponent	Score	RPI	S	Opponent	Score			RPI	S	Opponent	Score
1	H	South Carolina	53 88	28	A	Arkansas	64 55	64	A	Tennessee	56 73			112	H	Auburn	61 50
1	N	South Carolina	56 89	35	A	LSU	73 56	72	H	Alabama	76 75			127	H	Vanderbilt	55 63
5	A	Baylor	38 72	40	N	Virginia Tech	77 72	72	N	Alabama	68 61			139	A	Florida	49 43
11	A	Mississippi St.	53 67					79	H	Georgia Tech	40 73			139	H	Florida	65 59
11	H	Mississippi St.	66 73					82	H	Villanova	58 63			159	H	Gardner-Webb	84 56
13	H	UCLA	50 59					98	N	Butler	69 36			164	H	N.C. A&T	72 54
21	A	Texas A&M	63 64											177	H	Missouri	65 73
21	H	Texas A&M	47 64											196	H	Furman	77 48
23	A	Kentucky	77 88											222	H	Kennesaw St.	80 65
LAST 10 Division I																	
		1 N South Carolina	56 89			21 H Texas A&M	47 64										
		72 N Alabama	68 61			72 H Alabama	76 75										
		139 H Florida	65 59			139 A Florida	49 43										
		23 A Kentucky	77 88			177 H Missouri	65 73										
		35 A LSU	73 56			11 A Mississippi St.	53 67										

Non-Div I Games:

Georgia

■ Loss, 
 ■ Non-Conf, S Site, 
 ■ Home 
 ■ Away 
 N Neutral

Average RPI Win:	<b>292</b>	WON-LOST	WINNING	LAST 10	STRENGTH OF	OPP. STRENGTH	TEAM	ADJ.	CONF.	ADJ CONF.
Average RPI Loss:	<b>183</b>	RECORD	PCT. RANK	GAMES	SCHEDULE	OF SCHEDULE	RPI	RPI	RPI	RPI
DIV. I ONLY	<b>8- 21</b>	<b>298</b>	<b>4-6</b>	<b>286</b>	<b>274</b>	<b>316</b>	<b>316</b>	<b>21</b>	<b>21</b>	
DIV. I NON-CONF.	<b>3- 8</b>	<b>268</b>	<b>0</b>	<b>261</b>	<b>318</b>	<b>316</b>	<b>316</b>	<b>19</b>	<b>19</b>	
TOTALS	RPI 1-25	RPI 26-50	W-L RECORDS	RPI 51-100	RPI 101-150	RPI 150+				
8- 21	0- 1	0- 1	OVERALL	0- 3	0- 2	8- 14				
5- 10	0- 1	0- 1	HOME	0- 1	0- 0	5- 7				
2- 11	0- 0	0- 0	AWAY	0- 2	0- 2	2- 7				
1- 0	0- 0	0- 0	NEUTRAL	0- 0	0- 0	1- 0				
3- 8	0- 1	0- 0	NON-CONFERENCE	0- 1	0- 1	3- 5				
2- 4	0- 1	0- 0	HOME	0- 0	0- 0	2- 3				
0- 4	0- 0	0- 0	AWAY	0- 1	0- 1	0- 2				
1- 0	0- 0	0- 0	NEUTRAL	0- 0	0- 0	1- 0				
5- 13	0- 0	0- 1	CONFERENCE	0- 2	0- 1	5- 9				
3- 6	0- 0	0- 1	HOME	0- 1	0- 0	3- 4				
2- 7	0- 0	0- 0	AWAY	0- 1	0- 1	2- 5				
0- 0	0- 0	0- 0	NEUTRAL	0- 0	0- 0	0- 0				

RPI 1-25				RPI 26-50				RPI 51-100				RPI 101+ Team's RPI: 316			
RPI	S	Opponent	Score	RPI	S	Opponent	Score	RPI	S	Opponent	Score	RPI	S	Opponent	Score
3	H	Maryland	41 <b>114</b>	44	H	Troy	57 <b>71</b>	79	A	Georgia Tech	28 <b>69</b>	102	A	UT Arlington	32 <b>58</b>
								96	A	Coastal Caro.	45 <b>87</b>	142	A	UNC Greensboro	49 <b>64</b>
								96	H	Coastal Caro.	50 <b>66</b>	185	H	Toledo	48 <b>74</b>
												190	A	Louisiana	61 53
												190	H	Louisiana	65 <b>75</b>
												196	A	Furman	55 <b>62</b>
												208	A	Little Rock	46 <b>66</b>
												208	H	Little Rock	58 43
												214	A	Appalachian St.	37 <b>65</b>
												214	H	Appalachian St.	59 <b>64</b>
												219	A	UTEP	68 <b>71</b>
												233	H	Alabama A&M	52 <b>67</b>
												238	H	South Alabama	64 <b>81</b>
												244	A	Arkansas St.	68 <b>70</b>
												244	H	Arkansas St.	67 56
												249	A	Texas St.	62 <b>67</b>
												288	A	Ga. Southern	56 <b>81</b>
												288	H	Ga. Southern	74 <b>77</b>
												310	H	FIU	63 <b>70</b>
												313	N	New Mexico St.	59 51
												338	H	SIUE	74 73
												348	A	La.-Monroe	52 43
												348	H	La.-Monroe	68 52
												350	H	South Carolina St.	77 52
LAST 10 Division I															
				288	H	Ga. Southern	74 <b>77</b>	348	A	La.-Monroe	52 43				
				249	A	Texas St.	62 <b>67</b>	190	A	Louisiana	61 53				
				102	A	UT Arlington	32 <b>58</b>	208	H	Little Rock	58 43				
				96	H	Coastal Caro.	50 <b>66</b>	244	H	Arkansas St.	67 56				
				214	H	Appalachian St.	59 <b>64</b>	96	A	Coastal Caro.	45 <b>87</b>				

Non-Div I Games:

Georgia St.

■ Loss, 
 ■ Non-Conf, 
 ■ S Site, 
 ■ H Home 
 ■ A Away 
 N Neutral

Average RPI Win:	161	WON-LOST	WINNING	LAST 10	STRENGTH OF	OPP. STRENGTH	TEAM	ADJ.	CONF.	ADJ CONF.
Average RPI Loss:	66	RECORD	PCT. RANK	GAMES	SCHEDULE	OF SCHEDULE	RPI	RPI	RPI	RPI
DIV. I ONLY	20- 11	81	6-4	110	47	79	79	5	5	
DIV. I NON-CONF.	9- 2	37	0	201	56	63	63	4	4	
TOTALS	RPI 1-25	RPI 26-50	W-L RECORDS	RPI 51-100	RPI 101-150	RPI 150+				
20- 11	1- 3	2- 3	OVERALL	5- 1	3- 4	9- 0				
10- 4	0- 1	1- 0	HOME	1- 1	3- 2	5- 0				
7- 4	1- 0	1- 2	AWAY	2- 0	0- 2	3- 0				
3- 3	0- 2	0- 1	NEUTRAL	2- 0	0- 0	1- 0				
9- 2	0- 1	0- 1	NON-CONFERENCE	3- 0	1- 0	5- 0				
5- 0	0- 0	0- 0	HOME	0- 0	1- 0	4- 0				
2- 0	0- 0	0- 0	AWAY	1- 0	0- 0	1- 0				
2- 2	0- 1	0- 1	NEUTRAL	2- 0	0- 0	0- 0				
11- 9	1- 2	2- 2	CONFERENCE	2- 1	2- 4	4- 0				
5- 4	0- 1	1- 0	HOME	1- 1	2- 2	1- 0				
5- 4	1- 0	1- 2	AWAY	1- 0	0- 2	2- 0				
1- 1	0- 1	0- 0	NEUTRAL	0- 0	0- 0	1- 0				

RPI 1-25				RPI 26-50				RPI 51-100 Team's RPI: 79				RPI 101+			
RPI	S	Opponent	Score	RPI	S	Opponent	Score	RPI	S	Opponent	Score	RPI	S	Opponent	Score
7	H	Louisville	47 58	26	A	Duke	46 58	54	N	Rice	54 52	115	A	Wake Forest	60 65
16	A	NC State	65 61	31	A	Florida St.	67 52	61	N	Seton Hall	79 54	115	H	Wake Forest	62 52
16	N	NC State	48 57	31	H	Florida St.	65 62	62	H	Boston College	48 55	120	A	Miami (FL)	49 54
21	N	Texas A&M	48 60	40	A	Virginia Tech	61 64	66	A	Georgia	73 40	120	H	Miami (FL)	61 54
				49	N	Rutgers	43 46	76	H	Virginia	61 51	122	H	Notre Dame	51 59
								100	A	Syracuse	82 64	148	H	Wisconsin	60 41
												149	H	North Carolina	60 67
												215	H	Houston	69 38
												221	A	Clemson	56 44
												221	H	Clemson	49 47
												222	A	Kennesaw St.	63 47
												286	A	Pittsburgh	77 48
												286	N	Pittsburgh	68 58
												287	H	ETSU	87 48
												316	H	Georgia St.	69 28
												344	H	Grambling	89 42
LAST 10 Division I															
16	N	NC State	48 57	16	A	NC State	65 61								
286	N	Pittsburgh	68 58	40	A	Virginia Tech	61 64								
221	A	Clemson	56 44	115	H	Wake Forest	62 52								
31	H	Florida St.	65 62	286	A	Pittsburgh	77 48								
7	H	Louisville	47 58	122	H	Notre Dame	51 59								

Non-Div I Games:

Georgia Tech

■ Loss, 
 ■ Non-Conf, 
 ■ S Site, 
 ■ H Home 
 ■ A Away 
 N Neutral

## Gonzaga

Through Games Of March 8, 2020

Average RPI Win: <b>146</b>	WON-LOST	WINNING	LAST 10	STRENGTH OF	OPP. STRENGTH	TEAM	ADJ.	CONF.	ADJ CONF.
Average RPI Loss: <b>103</b>	RECORD	PCT. RANK	GAMES	SCHEDULE	OF SCHEDULE	RPI	RPI	RPI	RPI
DIV. I ONLY	<b>28- 2</b>	<b>4</b>	<b>9-1</b>	<b>65</b>	<b>86</b>	<b>9</b>	<b>9</b>	<b>11</b>	<b>11</b>
DIV. I NON-CONF.	<b>11- 1</b>	<b>13</b>	<b>0</b>	<b>13</b>	<b>14</b>	<b>2</b>	<b>2</b>	<b>11</b>	<b>11</b>
TOTALS	RPI 1-25	RPI 26-50	W-L RECORDS	RPI 51-100	RPI 101-150	RPI 150+			
28- 2	1- 1	4- 0	OVERALL	3- 0	8- 0	12- 1			
14- 0	1- 0	1- 0	HOME	1- 0	4- 0	7- 0			
11- 2	0- 1	0- 0	AWAY	2- 0	4- 0	5- 1			
3- 0	0- 0	3- 0	NEUTRAL	0- 0	0- 0	0- 0			
11- 1	1- 1	4- 0	NON-CONFERENCE	1- 0	2- 0	3- 0			
5- 0	1- 0	1- 0	HOME	0- 0	1- 0	2- 0			
3- 1	0- 1	0- 0	AWAY	1- 0	1- 0	1- 0			
3- 0	0- 0	3- 0	NEUTRAL	0- 0	0- 0	0- 0			
17- 1	0- 0	0- 0	CONFERENCE	2- 0	6- 0	9- 1			
9- 0	0- 0	0- 0	HOME	1- 0	3- 0	5- 0			
8- 1	0- 0	0- 0	AWAY	1- 0	3- 0	4- 1			
0- 0	0- 0	0- 0	NEUTRAL	0- 0	0- 0	0- 0			

RPI	S	Opponent	Score	RPI	S	Opponent	Score	RPI	S	Opponent	Score	RPI	S	Opponent	Score
6	A	Stanford	70 <b>76</b>	38	N	Dayton	76 65	63	A	Montana St.	70 55	106	A	Washington St.	76 53
8	H	Missouri St.	64 52	45	N	Purdue	63 50	91	A	BYU	55 43	113	A	San Diego	57 42
				46	N	Middle Tenn.	62 50	91	H	BYU	59 44	113	H	San Diego	57 46
				48	H	UT Martin	78 55					128	A	Portland	56 42
												128	H	Portland	62 57
												132	H	Texas Southern	80 45
												136	A	Pacific	83 65
												136	H	Pacific	68 67
												162	A	Wyoming	65 54
												175	A	Pepperdine	64 50
												175	H	Pepperdine	70 36
												191	A	Santa Clara	67 52
												191	H	Santa Clara	53 46
												199	A	Saint Mary's (CA)	60 <b>70</b>
												199	H	Saint Mary's (CA)	74 49
												213	A	San Francisco	69 46
												213	H	San Francisco	56 38
												240	H	CSU Bakersfield	92 48
												294	A	LMU (CA)	75 47
												294	H	LMU (CA)	78 52
												312	H	Eastern Wash.	84 44
LAST 10 Division I															
128	A	Portland	56 42	199	A	Saint Mary's (CA)	60 <b>70</b>								
175	A	Pepperdine	64 50	136	A	Pacific	83 65								
294	A	LMU (CA)	75 47	91	H	BYU	59 44								
191	H	Santa Clara	53 46	113	H	San Diego	57 46								
213	H	San Francisco	56 38	294	H	LMU (CA)	78 52								

Non-Div I Games:

Gonzaga

■ Loss, 
 ■ Non-Conf, S Site, 
 ■ Home 
 ■ Away 
 N Neutral



## Grambling

Through Games Of March 8, 2020

Average RPI Win:	308	WON-LOST	WINNING	LAST 10	STRENGTH OF	OPP. STRENGTH	TEAM	ADJ.	CONF.	ADJ CONF.
Average RPI Loss:	213	RECORD	PCT. RANK	GAMES	SCHEDULE	OF SCHEDULE	RPI	RPI	RPI	RPI
DIV. I ONLY	4- 24	329	3-7	310	346	344	344	32	32	
DIV. I NON-CONF.	0- 10	338	0	106	202	317	317	31	31	
TOTALS	RPI 1-25	RPI 26-50	W-L RECORDS	RPI 51-100	RPI 101-150	RPI 150+				
4- 24	0- 2	0- 0	OVERALL	0- 1	0- 4	4- 17				
3- 8	0- 0	0- 0	HOME	0- 0	0- 3	3- 5				
1- 15	0- 2	0- 0	AWAY	0- 1	0- 1	1- 11				
0- 1	0- 0	0- 0	NEUTRAL	0- 0	0- 0	0- 1				
0- 10	0- 2	0- 0	NON-CONFERENCE	0- 1	0- 2	0- 5				
0- 2	0- 0	0- 0	HOME	0- 0	0- 2	0- 0				
0- 7	0- 2	0- 0	AWAY	0- 1	0- 0	0- 4				
0- 1	0- 0	0- 0	NEUTRAL	0- 0	0- 0	0- 1				
4- 14	0- 0	0- 0	CONFERENCE	0- 0	0- 2	4- 12				
3- 6	0- 0	0- 0	HOME	0- 0	0- 1	3- 5				
1- 8	0- 0	0- 0	AWAY	0- 0	0- 1	1- 7				
0- 0	0- 0	0- 0	NEUTRAL	0- 0	0- 0	0- 0				

RPI 1-25				RPI 26-50				RPI 51-100				RPI 101+ Team's RPI: 344			
RPI	S	Opponent	Score	RPI	S	Opponent	Score	RPI	S	Opponent	Score	RPI	S	Opponent	Score
5	A	Baylor	46 120					79	A	Georgia Tech	42 89	102	H	UT Arlington	54 88
23	A	Kentucky	35 81									132	A	Texas Southern	62 85
												132	H	Texas Southern	85 89
												139	H	Florida	65 72
												155	N	Binghamton	67 88
												156	A	Jackson St.	46 61
												156	H	Jackson St.	59 82
												168	A	Wichita St.	65 77
												232	A	Southern U.	57 81
												232	H	Southern U.	51 70
												233	A	Alabama A&M	52 72
												233	H	Alabama A&M	69 59
												264	A	Louisiana Tech	66 70
												302	A	Prairie View	58 65
												302	H	Prairie View	54 67
												310	A	FIU	55 56
												322	A	Alcorn	54 80
												322	H	Alcorn	70 59
												326	A	Alabama St.	69 68
												326	H	Alabama St.	59 73
												329	A	Ark.-Pine Bluff	79 84
												329	H	Ark.-Pine Bluff	64 82
												336	A	Northwestern St.	61 65
												351	A	Mississippi Val.	57 68
												351	H	Mississippi Val.	72 47
LAST 10 Division I															
326	A	Alabama St.	69 68	132	A	Texas Southern	62 85								
233	A	Alabama A&M	52 72	302	A	Prairie View	58 65								
351	H	Mississippi Val.	72 47	322	H	Alcorn	70 59								
329	H	Ark.-Pine Bluff	64 82	232	H	Southern U.	51 70								
156	H	Jackson St.	59 82	351	A	Mississippi Val.	57 68								

Non-Div I Games: Centenary (LA) 106 42

Grambling

Loss, Non-Conf, S Site, H Home A Away N Neutral

## Grand Canyon

Through Games Of March 8, 2020

Average RPI Win:	278	WON-LOST	WINNING	LAST 10	STRENGTH OF	OPP. STRENGTH	TEAM	ADJ.	CONF.	ADJ CONF.
Average RPI Loss:	219	RECORD	PCT. RANK	GAMES	SCHEDULE	OF SCHEDULE	RPI	RPI	RPI	RPI
DIV. I ONLY	13- 12	158	6-4	312	336	248	248	31	31	
DIV. I NON-CONF.	3- 6	235	0	175	268	273	273	32	32	
TOTALS	RPI 1-25	RPI 26-50	W-L RECORDS	RPI 51-100	RPI 101-150	RPI 150+				
13- 12	0- 0	0- 0	OVERALL	0- 0	0- 2	13- 10				
8- 5	0- 0	0- 0	HOME	0- 0	0- 0	8- 5				
5- 7	0- 0	0- 0	AWAY	0- 0	0- 2	5- 5				
0- 0	0- 0	0- 0	NEUTRAL	0- 0	0- 0	0- 0				
3- 6	0- 0	0- 0	NON-CONFERENCE	0- 0	0- 2	3- 4				
3- 2	0- 0	0- 0	HOME	0- 0	0- 0	3- 2				
0- 4	0- 0	0- 0	AWAY	0- 0	0- 2	0- 2				
0- 0	0- 0	0- 0	NEUTRAL	0- 0	0- 0	0- 0				
10- 6	0- 0	0- 0	CONFERENCE	0- 0	0- 0	10- 6				
5- 3	0- 0	0- 0	HOME	0- 0	0- 0	5- 3				
5- 3	0- 0	0- 0	AWAY	0- 0	0- 0	5- 3				
0- 0	0- 0	0- 0	NEUTRAL	0- 0	0- 0	0- 0				

RPI 1-25			RPI 26-50			RPI 51-100			RPI 101+			Team's RPI: 248
RPI	S	Opponent	Score	RPI	S	Opponent	Score	RPI	S	Opponent	Score	
								123	A	California	53	72
								128	A	Portland	41	73
								154	A	Montana	67	72
								176	H	Southern Utah	69	65
								194	A	Portland St.	46	69
								200	A	UMKC	62	56
								200	H	UMKC	53	74
								217	H	North Dakota	76	78
								218	H	UNLV	53	51
								230	H	Cal St. Fullerton	70	80
								240	A	CSU Bakersfield	41	49
								240	H	CSU Bakersfield	54	59
								245	H	UC Santa Barbara	58	57
								284	A	California Baptist	62	58
								284	H	California Baptist	72	66
								289	A	Utah Valley	66	59
								289	H	Utah Valley	54	64
								300	A	UTRGV	47	66
								300	H	UTRGV	62	60
								306	A	Seattle U	56	48
								306	H	Seattle U	63	60
								313	A	New Mexico St.	58	69
								313	H	New Mexico St.	60	49
								349	A	Chicago St.	68	57
								349	H	Chicago St.	69	49
LAST 10 Division I												
								240	A	CSU Bakersfield	41	49
								349	A	Chicago St.	68	57
								300	A	UTRGV	47	66
								200	A	UMKC	62	56
								284	H	California Baptist	72	66
								313	H	New Mexico St.	60	49
								289	H	Utah Valley	54	64
								300	H	UTRGV	62	60
								306	H	Seattle U	63	60

Non-Div I Games: Benedictine Mesa 72 53 Whittier 77 41

Grand Canyon

■ Loss, 
 ■ Non-Conf, 
 ■ S Site, 
 ■ Home 
 ■ Away 
 N Neutral

Average RPI Win:	226	WON-LOST	WINNING	LAST 10	STRENGTH OF	OPP. STRENGTH	TEAM	ADJ.	CONF.	ADJ CONF.
Average RPI Loss:	108	RECORD	PCT. RANK	GAMES	SCHEDULE	OF SCHEDULE	RPI	RPI	RPI	RPI
DIV. I ONLY	18- 12	116	8-2	116	209	118	118	22	22	
DIV. I NON-CONF.	5- 7	205	0	25	40	100	100	22	22	
TOTALS	RPI 1-25	RPI 26-50	W-L RECORDS	RPI 51-100	RPI 101-150	RPI 150+				
18- 12	1- 3	0- 1	OVERALL	2- 3	0- 0	15- 5				
8- 6	0- 2	0- 1	HOME	0- 2	0- 0	8- 1				
8- 5	1- 0	0- 0	AWAY	1- 1	0- 0	6- 4				
2- 1	0- 1	0- 0	NEUTRAL	1- 0	0- 0	1- 0				
5- 7	1- 3	0- 1	NON-CONFERENCE	1- 2	0- 0	3- 1				
1- 4	0- 2	0- 1	HOME	0- 1	0- 0	1- 0				
2- 2	1- 0	0- 0	AWAY	0- 1	0- 0	1- 1				
2- 1	0- 1	0- 0	NEUTRAL	1- 0	0- 0	1- 0				
13- 5	0- 0	0- 0	CONFERENCE	1- 1	0- 0	12- 4				
7- 2	0- 0	0- 0	HOME	0- 1	0- 0	7- 1				
6- 3	0- 0	0- 0	AWAY	1- 0	0- 0	5- 3				
0- 0	0- 0	0- 0	NEUTRAL	0- 0	0- 0	0- 0				

RPI 1-25				RPI 26-50				RPI 51-100				RPI 101+ Team's RPI: 118			
RPI	S	Opponent	Score	RPI	S	Opponent	Score	RPI	S	Opponent	Score	RPI	S	Opponent	Score
11	N	Mississippi St.	58 83	32	H	South Dakota	60 66	53	A	Marist	60 72	160	A	Maine	60 61
18	A	Central Mich.	111 105					71	H	South Dakota St.	55 60	166	A	Wright St.	68 59
22	H	DePaul	65 76					78	A	IUPUI	61 58	166	H	Wright St.	58 70
24	H	Marquette	47 60					78	H	IUPUI	42 54	177	H	Missouri	72 64
								100	N	Syracuse	79 73	178	A	Northern Ky.	43 63
												178	H	Northern Ky.	65 44
												189	A	Cleveland St.	74 54
												189	H	Cleveland St.	81 51
												216	A	Milwaukee	60 65
												216	H	Milwaukee	61 48
												252	N	Bowling Green	73 54
												262	A	Youngstown St.	70 63
												262	H	Youngstown St.	71 51
												285	A	Oakland	88 93
												285	H	Oakland	76 51
												332	A	Detroit Mercy	65 48
												332	H	Detroit Mercy	72 45
												341	A	UIC	75 49
												341	H	UIC	73 36
												349	A	Chicago St.	102 46
LAST 10 Division I															
262	H	Youngstown St.	71 51	332	H	Detroit Mercy	72 45								
189	H	Cleveland St.	81 51	216	A	Milwaukee	60 65								
78	A	IUPUI	61 58	178	A	Northern Ky.	43 63								
341	A	UIC	75 49	166	A	Wright St.	68 59								
285	H	Oakland	76 51	189	A	Cleveland St.	74 54								

Non-Div I Games:

Green Bay

■ Loss, 
■ Non-Conf, 
■ S Site, 
■ Home 
■ A Away 
N Neutral

Average RPI Win:	239	WON-LOST	WINNING	LAST 10	STRENGTH OF	OPP. STRENGTH	TEAM	ADJ.	CONF.	ADJ CONF.
Average RPI Loss:	162	RECORD	PCT. RANK	GAMES	SCHEDULE	OF SCHEDULE	RPI	RPI	RPI	RPI
DIV. I ONLY	18- 11	99	7-3	185	295	138	138	25	25	
DIV. I NON-CONF.	4- 5	195	0	64	149	117	117	28	28	
TOTALS	RPI 1-25	RPI 26-50	W-L RECORDS	RPI 51-100	RPI 101-150	RPI 150+				
18- 11	0- 0	0- 1	OVERALL	1- 1	2- 1	15- 8				
8- 5	0- 0	0- 0	HOME	0- 1	0- 1	8- 3				
8- 6	0- 0	0- 1	AWAY	1- 0	1- 0	6- 5				
2- 0	0- 0	0- 0	NEUTRAL	0- 0	1- 0	1- 0				
4- 5	0- 0	0- 1	NON-CONFERENCE	1- 1	1- 0	2- 3				
0- 3	0- 0	0- 0	HOME	0- 1	0- 0	0- 2				
2- 2	0- 0	0- 1	AWAY	1- 0	0- 0	1- 1				
2- 0	0- 0	0- 0	NEUTRAL	0- 0	1- 0	1- 0				
14- 6	0- 0	0- 0	CONFERENCE	0- 0	1- 1	13- 5				
8- 2	0- 0	0- 0	HOME	0- 0	0- 1	8- 1				
6- 4	0- 0	0- 0	AWAY	0- 0	1- 0	5- 4				
0- 0	0- 0	0- 0	NEUTRAL	0- 0	0- 0	0- 0				

RPI	S	Opponent	Score	RPI	S	Opponent	Score	RPI	S	Opponent	Score	RPI	S	Opponent	Score	Team's RPI: 138
33	A	Old Dominion	38 75	72	A	Alabama	64 61	125	N	Richmond	69 65	133	A	Campbell	49 40	
				99	H	Liberty	59 83	133	H	Campbell	31 68	152	N	Mt. St. Mary's	68 60	
								158	H	Norfolk St.	56 77	159	A	Gardner-Webb	59 70	
								159	H	Gardner-Webb	63 58	169	A	Radford	63 70	
								169	H	Radford	51 48	169	H	Radford	51 48	
								178	A	High Point	59 74	178	H	High Point	77 81	
								178	H	High Point	77 81	196	A	Furman	65 70	
								202	H	Fla. Atlantic	63 64	207	A	Chattanooga	84 55	
								207	A	Chattanooga	84 55	258	A	UNC Asheville	76 66	
								258	H	UNC Asheville	68 59	272	A	Longwood	90 76	
								272	H	Longwood	73 55	272	H	Longwood	73 55	
								282	A	Winthrop	66 72	282	A	Winthrop	66 72	
								282	H	Winthrop	62 48	301	A	Presbyterian	71 42	
								301	H	Presbyterian	67 53	325	A	USC Upstate	86 73	
								325	H	USC Upstate	60 40	343	A	Charleston So.	64 59	
								343	H	Charleston So.	66 57	343	H	Charleston So.	66 57	
LAST 10 Division I																
169	A	Radford	63 70	272	A	Longwood	90 76									
133	A	Campbell	49 40	282	H	Winthrop	62 48									
343	H	Charleston So.	66 57	159	A	Gardner-Webb	59 70									
301	H	Presbyterian	67 53	178	A	High Point	59 74									
325	A	USC Upstate	86 73	258	A	UNC Asheville	76 66									

Non-Div I Games:

Hampton

■ Loss, 
 ■ Non-Conf, 
 ■ S Site, 
 ■ H Home 
 ■ A Away 
 N Neutral

## Hartford

Through Games Of March 8, 2020

Average RPI Win: <b>73</b>	WON-LOST	WINNING	LAST 10	STRENGTH OF	OPP. STRENGTH	TEAM	ADJ.	CONF.	ADJ CONF.
Average RPI Loss: <b>206</b>	RECORD	PCT. RANK	GAMES	SCHEDULE	OF SCHEDULE	RPI	RPI	RPI	RPI
DIV. I ONLY	1- 28	351	1-9	234	278	345	345	26	26
DIV. I NON-CONF.	0- 13	338	0	225	224	338	338	27	27
TOTALS	RPI 1-25	RPI 26-50	W-L RECORDS	RPI 51-100	RPI 101-150	RPI 150+			
1- 28	0- 1	0- 0	OVERALL	1- 2	0- 5	0- 20			
1- 13	0- 0	0- 0	HOME	1- 0	0- 0	0- 13			
0- 15	0- 1	0- 0	AWAY	0- 2	0- 5	0- 7			
0- 0	0- 0	0- 0	NEUTRAL	0- 0	0- 0	0- 0			
0- 13	0- 1	0- 0	NON-CONFERENCE	0- 1	0- 5	0- 6			
0- 6	0- 0	0- 0	HOME	0- 0	0- 0	0- 6			
0- 7	0- 1	0- 0	AWAY	0- 1	0- 5	0- 0			
0- 0	0- 0	0- 0	NEUTRAL	0- 0	0- 0	0- 0			
1- 15	0- 0	0- 0	CONFERENCE	1- 1	0- 0	0- 14			
1- 7	0- 0	0- 0	HOME	1- 0	0- 0	0- 7			
0- 8	0- 0	0- 0	AWAY	0- 1	0- 0	0- 7			
0- 0	0- 0	0- 0	NEUTRAL	0- 0	0- 0	0- 0			

RPI 1-25				RPI 26-50				RPI 51-100				RPI 101+ Team's RPI: 345			
RPI	S	Opponent	Score	RPI	S	Opponent	Score	RPI	S	Opponent	Score	RPI	S	Opponent	Score
10	A	Princeton	42 <b>73</b>					56	A	Penn	46 <b>74</b>	103	A	Michigan St.	34 <b>79</b>
								73	A	Stony Brook	55 <b>66</b>	104	A	William & Mary	44 <b>61</b>
								73	H	Stony Brook	70 67	119	A	Harvard	44 <b>53</b>
												145	A	Northeastern	47 <b>60</b>
												150	A	Massachusetts	48 <b>74</b>
												155	A	Binghamton	44 <b>80</b>
												155	H	Binghamton	65 <b>78</b>
												160	A	Maine	73 <b>87</b>
												160	H	Maine	52 <b>69</b>
												183	H	Quinnipiac	50 <b>87</b>
												187	H	Providence	57 <b>75</b>
												209	H	Rhode Island	56 <b>68</b>
												212	A	UMass Lowell	56 <b>64</b>
												212	H	UMass Lowell	63 <b>68</b>
												265	A	New Hampshire	71 <b>72</b>
												265	H	New Hampshire	55 <b>64</b>
												297	A	UMBC	54 <b>61</b>
												297	H	UMBC	47 <b>56</b>
												307	A	Vermont	51 <b>62</b>
												307	H	Vermont	53 <b>63</b>
												314	A	Albany (NY)	40 <b>63</b>
												314	H	Albany (NY)	63 <b>68</b>
												328	H	Hofstra	41 <b>43</b>
												331	H	NJIT	52 <b>61</b>
												346	H	Central Conn. St.	54 <b>61</b>
LAST 10 Division I															
				73	H	Stony Brook	70 67					307	A	Vermont	51 <b>62</b>
				155	H	Binghamton	65 <b>78</b>					297	H	UMBC	47 <b>56</b>
				265	H	New Hampshire	55 <b>64</b>					160	H	Maine	52 <b>69</b>
				212	A	UMass Lowell	56 <b>64</b>					155	A	Binghamton	44 <b>80</b>
				314	A	Albany (NY)	40 <b>63</b>					314	H	Albany (NY)	63 <b>68</b>

Non-Div I Games:

Hartford

■ Loss, 
 ■ Non-Conf, S Site, 
 ■ Home 
 ■ Away 
 N Neutral

# Harvard

Through Games Of March 8, 2020

Average RPI Win:	181	WON-LOST	WINNING	LAST 10	STRENGTH OF	OPP. STRENGTH	TEAM	ADJ.	CONF.	ADJ CONF.
Average RPI Loss:	112	RECORD	PCT. RANK	GAMES	SCHEDULE	OF SCHEDULE	RPI	RPI	RPI	RPI
DIV. I ONLY	15- 12	138	4-6	132	92	119	119	7	7	
DIV. I NON-CONF.	9- 4	84	0	278	107	121	121	8	8	
TOTALS	RPI 1-25	RPI 26-50	W-L RECORDS	RPI 51-100	RPI 101-150	RPI 150+				
15- 12	0- 2	0- 1	OVERALL	2- 2	2- 3	11- 4				
8- 4	0- 1	0- 0	HOME	2- 0	1- 2	5- 1				
7- 7	0- 1	0- 1	AWAY	0- 2	1- 1	6- 2				
0- 1	0- 0	0- 0	NEUTRAL	0- 0	0- 0	0- 1				
9- 4	0- 0	0- 1	NON-CONFERENCE	0- 0	2- 1	7- 2				
4- 1	0- 0	0- 0	HOME	0- 0	1- 1	3- 0				
5- 2	0- 0	0- 1	AWAY	0- 0	1- 0	4- 1				
0- 1	0- 0	0- 0	NEUTRAL	0- 0	0- 0	0- 1				
6- 8	0- 2	0- 0	CONFERENCE	2- 2	0- 2	4- 2				
4- 3	0- 1	0- 0	HOME	2- 0	0- 1	2- 1				
2- 5	0- 1	0- 0	AWAY	0- 2	0- 1	2- 1				
0- 0	0- 0	0- 0	NEUTRAL	0- 0	0- 0	0- 0				

RPI S	Opponent	Score	RPI S	Opponent	Score	RPI S	Opponent	Score	RPI S	Opponent	Score	Team's RPI: 119
10	A Princeton	45 66	49	A Rutgers	46 74	52	A Yale	58 60	117	A Columbia	64 89	
10	H Princeton	46 60				52	H Yale	66 57	117	H Columbia	57 62	
						56	A Penn	48 70	123	H California	56 53	
						56	H Penn	58 51	129	A Boston U.	66 39	
									145	H Northeastern	44 46	
									160	A Maine	69 40	
									167	A Dartmouth	62 63	
									167	H Dartmouth	64 49	
									171	A Northern Ill.	59 53	
									183	A Quinnipiac	77 68	
									192	A Cornell	73 58	
									192	H Cornell	47 55	
									195	A La Salle	69 75	
									202	A Fla. Atlantic	65 51	
									209	H Rhode Island	61 58	
									223	A Brown	63 59	
									223	H Brown	68 53	
									236	N Saint Joseph's	39 63	
									278	H Siena	68 51	
									345	H Hartford	53 44	
LAST 10 Division I												
52	A Yale	58 60	10	A Princeton	45 66							
223	A Brown	63 59	117	A Columbia	64 89							
192	H Cornell	47 55	192	A Cornell	73 58							
117	H Columbia	57 62	223	H Brown	68 53							
56	A Penn	48 70	52	H Yale	66 57							

Non-Div I Games:

Harvard

Loss, Non-Conf, S Site, H Home A Away N Neutral

Average RPI Win:	247	WON-LOST	WINNING	LAST 10	STRENGTH OF	OPP. STRENGTH	TEAM	ADJ.	CONF.	ADJ CONF.
Average RPI Loss:	176	RECORD	PCT. RANK	GAMES	SCHEDULE	OF SCHEDULE	RPI	RPI	RPI	RPI
DIV. I ONLY	14- 14	174	6-4	233	243	210	210	28	28	
DIV. I NON-CONF.	5- 7	205	0	124	85	186	186	26	26	
TOTALS	RPI 1-25	RPI 26-50	W-L RECORDS	RPI 51-100	RPI 101-150	RPI 150+				
14- 14	0- 2	1- 0	OVERALL	0- 1	1- 2	12- 9				
9- 6	0- 1	1- 0	HOME	0- 1	0- 1	8- 3				
5- 8	0- 1	0- 0	AWAY	0- 0	1- 1	4- 6				
0- 0	0- 0	0- 0	NEUTRAL	0- 0	0- 0	0- 0				
5- 7	0- 2	1- 0	NON-CONFERENCE	0- 1	1- 2	3- 2				
3- 4	0- 1	1- 0	HOME	0- 1	0- 1	2- 1				
2- 3	0- 1	0- 0	AWAY	0- 0	1- 1	1- 1				
0- 0	0- 0	0- 0	NEUTRAL	0- 0	0- 0	0- 0				
9- 7	0- 0	0- 0	CONFERENCE	0- 0	0- 0	9- 7				
6- 2	0- 0	0- 0	HOME	0- 0	0- 0	6- 2				
3- 5	0- 0	0- 0	AWAY	0- 0	0- 0	3- 5				
0- 0	0- 0	0- 0	NEUTRAL	0- 0	0- 0	0- 0				

RPI 1-25				RPI 26-50				RPI 51-100				RPI 101+ Team's RPI: 210			
RPI	S	Opponent	Score	RPI	S	Opponent	Score	RPI	S	Opponent	Score	RPI	S	Opponent	Score
16	H	NC State	59 68	43	H	Texas	73 60	56	H	Penn	55 70	108	A	Idaho	52 67
20	A	Oregon St.	32 64									132	H	Texas Southern	57 74
												141	A	Washington	62 50
												157	A	UC Davis	49 62
												157	H	UC Davis	48 65
												175	A	Pepperdine	52 51
												230	A	Cal St. Fullerton	64 70
												230	H	Cal St. Fullerton	79 72
												235	H	North Texas	60 66
												243	H	San Diego St.	61 58
												245	A	UC Santa Barbara	63 51
												245	H	UC Santa Barbara	56 57
												257	A	UC Irvine	71 72
												257	H	UC Irvine	94 70
												275	A	Long Beach St.	55 62
												275	H	Long Beach St.	68 44
												281	A	CSUN	54 58
												281	H	CSUN	70 66
												294	A	LMU (CA)	51 65
												309	A	Cal Poly	59 46
												309	H	Cal Poly	75 58
												311	A	UC Riverside	65 59
												311	H	UC Riverside	80 57
												321	H	UTSA	62 50
LAST 10 Division I															
				309	H	Cal Poly	75 58					281	H	CSUN	70 66
				245	H	UC Santa Barbara	56 57					245	A	UC Santa Barbara	63 51
				230	A	Cal St. Fullerton	64 70					309	A	Cal Poly	59 46
				257	A	UC Irvine	71 72					275	H	Long Beach St.	68 44
				157	H	UC Davis	48 65					257	H	UC Irvine	94 70

Non-Div I Games: Hope Int'l 86 49

Hawaii

■ Loss, 
 ■ Non-Conf, S Site, 
 ■ Home 
 ■ Away 
 N Neutral

Average RPI Win:	264	WON-LOST	WINNING	LAST 10	STRENGTH OF	OPP. STRENGTH	TEAM	ADJ.	CONF.	ADJ CONF.
Average RPI Loss:	165	RECORD	PCT. RANK	GAMES	SCHEDULE	OF SCHEDULE	RPI	RPI	RPI	RPI
DIV. I ONLY	16- 13	143	8-2	225	312	178	178	25	25	
DIV. I NON-CONF.	2- 7	288	0	167	248	268	268	28	28	
TOTALS	RPI 1-25	RPI 26-50	W-L RECORDS	RPI 51-100	RPI 101-150	RPI 150+				
16- 13	0- 0	0- 1	OVERALL	0- 1	2- 4	14- 7				
9- 4	0- 0	0- 0	HOME	0- 0	1- 2	8- 2				
7- 9	0- 0	0- 1	AWAY	0- 1	1- 2	6- 5				
0- 0	0- 0	0- 0	NEUTRAL	0- 0	0- 0	0- 0				
2- 7	0- 0	0- 1	NON-CONFERENCE	0- 1	0- 2	2- 3				
1- 2	0- 0	0- 0	HOME	0- 0	0- 1	1- 1				
1- 5	0- 0	0- 1	AWAY	0- 1	0- 1	1- 2				
0- 0	0- 0	0- 0	NEUTRAL	0- 0	0- 0	0- 0				
14- 6	0- 0	0- 0	CONFERENCE	0- 0	2- 2	12- 4				
8- 2	0- 0	0- 0	HOME	0- 0	1- 1	7- 1				
6- 4	0- 0	0- 0	AWAY	0- 0	1- 1	5- 3				
0- 0	0- 0	0- 0	NEUTRAL	0- 0	0- 0	0- 0				

RPI 1-25	RPI 26-50	RPI 51-100	RPI 101+	Team's RPI: 178
RPI S Opponent Score	RPI S Opponent Score	RPI S Opponent Score	RPI S Opponent Score	
	26  Duke 57  93	98  Butler 52  74	133  Campbell 36  73	
			133  Campbell 66  68	
			138  Hampton 81 77	
			138  Hampton 74 59	
			140  Davidson 63  73	
			142  UNC Greensboro 70  82	
			158  Norfolk St. 58  72	
			159  Gardner-Webb 57  70	
			159  Gardner-Webb 46  62	
			169  Radford 64 63	
			169  Radford 68 58	
			201  American 48  56	
			258  UNC Asheville 60  76	
			258  UNC Asheville 89 62	
			261  Col. of Charleston 70  79	
			272  Longwood 76 69	
			272  Longwood 86 79	
			282  Winthrop 63  69	
			282  Winthrop 94 61	
			287  ETSU 80 62	
			294  N.C. Central 78 58	
			301  Presbyterian 79 71	
			301  Presbyterian 60 55	
			325  USC Upstate 81 45	
			325  USC Upstate 85 46	
			343  Charleston So. 84 70	
LAST 10 Division I				
	258  UNC Asheville 89 62	159  Gardner-Webb 46  62		
	343  Charleston So. 71 55	133  Campbell 66  68		
	272  Longwood 86 79	325  USC Upstate 81 45		
	301  Presbyterian 79 71	138  Hampton 74 59		
	169  Radford 64 63	282  Winthrop 94 61		

Non-Div I Games:

High Point

Loss, Non-Conf, S Site, Home Away N Neutral



RPI	S	Opponent	Score
343	H	Charleston So.	71 55

H  
i  
g  
h  
P  
o  
i  
n  
t

H  
i  
g  
h  
P  
o  
i  
n  
t

High Point

# Hofstra

Through Games Of March 8, 2020

Average RPI Win: <b>236</b>	WON-LOST	WINNING	LAST 10	STRENGTH OF	OPP. STRENGTH	TEAM	ADJ.	CONF.	ADJ CONF.
Average RPI Loss: <b>175</b>	RECORD	PCT. RANK	GAMES	SCHEDULE	OF SCHEDULE	RPI	RPI	RPI	RPI
DIV. I ONLY	3- 26	340	0-10	166	244	328	328	14	14
DIV. I NON-CONF.	3- 8	268	0	195	351	301	301	13	13
TOTALS	RPI 1-25	RPI 26-50	W-L RECORDS	RPI 51-100	RPI 101-150	RPI 150+			
3- 26	0- 0	0- 4	OVERALL	0- 1	1- 4	2- 17			
2- 12	0- 0	0- 2	HOME	0- 1	1- 2	1- 7			
1- 12	0- 0	0- 2	AWAY	0- 0	0- 2	1- 8			
0- 2	0- 0	0- 0	NEUTRAL	0- 0	0- 0	0- 2			
3- 8	0- 0	0- 0	NON-CONFERENCE	0- 1	1- 0	2- 7			
2- 3	0- 0	0- 0	HOME	0- 1	1- 0	1- 2			
1- 3	0- 0	0- 0	AWAY	0- 0	0- 0	1- 3			
0- 2	0- 0	0- 0	NEUTRAL	0- 0	0- 0	0- 2			
0- 18	0- 0	0- 4	CONFERENCE	0- 0	0- 4	0- 10			
0- 9	0- 0	0- 2	HOME	0- 0	0- 2	0- 5			
0- 9	0- 0	0- 2	AWAY	0- 0	0- 2	0- 5			
0- 0	0- 0	0- 0	NEUTRAL	0- 0	0- 0	0- 0			

RPI S	Opponent	Score	RPI S	Opponent	Score	RPI S	Opponent	Score	RPI S	Opponent	Score	Team's RPI: 328
			30 A	James Madison	50 92	73 H	Stony Brook	38 81	104 A	William & Mary	42 71	
			30 H	James Madison	52 89				104 H	William & Mary	53 66	
			41 A	Drexel	54 74				133 H	Campbell	58 55	
			41 H	Drexel	32 45				145 A	Northeastern	51 74	
									145 H	Northeastern	54 62	
									151 N	Samford	45 65	
									172 A	Elon	50 67	
									172 H	Elon	56 69	
									186 A	Delaware	59 80	
									186 H	Delaware	67 77	
									189 H	Cleveland St.	51 61	
									193 A	Towson	71 84	
									193 H	Towson	54 71	
									215 N	Houston	44 54	
									227 A	Fairfield	64 73	
									231 H	Morgan St.	51 39	
									261 A	Col. of Charleston	63 67	
									261 H	Col. of Charleston	60 63	
									263 H	Howard	64 73	
									273 A	UNCW	43 56	
									273 H	UNCW	59 62	
									298 A	Sacred Heart	44 71	
									333 A	LIU Brooklyn	46 85	
									345 A	Hartford	43 41	
LAST 10 Division I												
			145 H	Northeastern	54 62	104 A	William & Mary	42 71				
			273 A	UNCW	43 56	172 A	Elon	50 67				
			261 A	Col. of Charleston	63 67	186 H	Delaware	67 77				
			30 H	James Madison	52 89	41 H	Drexel	32 45				
			193 H	Towson	54 71	261 H	Col. of Charleston	60 63				

Non-Div I Games:

Hofstra

Loss, Non-Conf, S Site, H Home A Away N Neutral

# Holy Cross

Through Games Of March 8, 2020

Average RPI Win: <b>223</b>	WON-LOST	WINNING	LAST 10	STRENGTH OF	OPP. STRENGTH	TEAM	ADJ.	CONF.	ADJ CONF.
Average RPI Loss: <b>140</b>	RECORD	PCT. RANK	GAMES	SCHEDULE	OF SCHEDULE	RPI	RPI	RPI	RPI
DIV. I ONLY	<b>18- 11</b>	<b>99</b>	<b>6-4</b>	<b>210</b>	<b>192</b>	<b>126</b>	<b>126</b>	<b>16</b>	<b>16</b>
DIV. I NON-CONF.	<b>7- 4</b>	<b>100</b>	<b>0</b>	<b>256</b>	<b>273</b>	<b>116</b>	<b>116</b>	<b>15</b>	<b>15</b>
TOTALS	RPI 1-25	RPI 26-50	W-L RECORDS	RPI 51-100	RPI 101-150	RPI 150+			
18- 11	0- 0	0- 2	OVERALL	1- 0	2- 6	15- 3			
10- 3	0- 0	0- 1	HOME	1- 0	1- 2	8- 0			
8- 8	0- 0	0- 1	AWAY	0- 0	1- 4	7- 3			
0- 0	0- 0	0- 0	NEUTRAL	0- 0	0- 0	0- 0			
7- 4	0- 0	0- 0	NON-CONFERENCE	1- 0	0- 2	6- 2			
4- 0	0- 0	0- 0	HOME	1- 0	0- 0	3- 0			
3- 4	0- 0	0- 0	AWAY	0- 0	0- 2	3- 2			
0- 0	0- 0	0- 0	NEUTRAL	0- 0	0- 0	0- 0			
11- 7	0- 0	0- 2	CONFERENCE	0- 0	2- 4	9- 1			
6- 3	0- 0	0- 1	HOME	0- 0	1- 2	5- 0			
5- 4	0- 0	0- 1	AWAY	0- 0	1- 2	4- 1			
0- 0	0- 0	0- 0	NEUTRAL	0- 0	0- 0	0- 0			

RPI S	Opponent	Score	RPI S	Opponent	Score	RPI S	Opponent	Score	RPI S	Opponent	Score	Team's RPI: 126
47	A Bucknell	45 <b>63</b>	47	H Bucknell	40 <b>51</b>	62	H Boston College	80 71	111	A Colgate	60 <b>71</b>	
									111	H Colgate	69 <b>80</b>	
									121	A Lehigh	74 57	
									121	H Lehigh	65 62	
									124	A North Florida	60 <b>80</b>	
									129	A Boston U.	70 <b>76</b>	
									129	H Boston U.	51 <b>62</b>	
									150	A Massachusetts	72 <b>75</b>	
									163	A Lafayette	57 49	
									163	H Lafayette	57 56	
									184	H Merrimack	68 42	
									201	A American	73 58	
									201	H American	72 59	
									204	A Illinois	75 <b>78</b>	
									209	A Rhode Island	58 <b>73</b>	
									223	A Brown	83 71	
									224	A Stetson	75 63	
									265	H New Hampshire	82 61	
									274	A Army West Point	48 <b>61</b>	
									274	H Army West Point	64 61	
									279	A Loyola Maryland	64 56	
									279	H Loyola Maryland	66 48	
									298	A Sacred Heart	65 52	
									320	A Navy	58 49	
									320	H Navy	57 43	
									323	H Bryant	87 75	
LAST 10 Division I												
279	H Loyola Maryland	66 48	163	A Lafayette	57 49							
201	A American	73 58	121	H Lehigh	65 62							
274	H Army West Point	64 61	129	H Boston U.	51 <b>62</b>							
111	H Colgate	69 <b>80</b>	111	A Colgate	60 <b>71</b>							
47	A Bucknell	45 <b>63</b>	320	H Navy	57 43							

Non-Div I Games:

Holy Cross

Loss, Non-Conf, S Site, H Home A Away N Neutral

Average RPI Win: <b>229</b>	WON-LOST	WINNING	LAST 10	STRENGTH OF	OPP. STRENGTH	TEAM	ADJ.	CONF.	ADJ CONF.
Average RPI Loss: <b>112</b>	RECORD	PCT. RANK	GAMES	SCHEDULE	OF SCHEDULE	RPI	RPI	RPI	RPI
DIV. I ONLY	<b>12- 19</b>	<b>241</b>	<b>2-8</b>	<b>130</b>	<b>90</b>	<b>215</b>	<b>215</b>	<b>9</b>	<b>9</b>
DIV. I NON-CONF.	<b>7- 7</b>	<b>164</b>	<b>0</b>	<b>198</b>	<b>148</b>	<b>193</b>	<b>193</b>	<b>9</b>	<b>9</b>
TOTALS	RPI 1-25	RPI 26-50	W-L RECORDS	RPI 51-100	RPI 101-150	RPI 150+			
12- 19	0- 3	0- 2	OVERALL	1- 6	0- 2	11- 6			
9- 5	0- 1	0- 2	HOME	1- 1	0- 1	8- 0			
1- 11	0- 2	0- 0	AWAY	0- 4	0- 1	1- 4			
2- 3	0- 0	0- 0	NEUTRAL	0- 1	0- 0	2- 2			
7- 7	0- 1	0- 1	NON-CONFERENCE	1- 3	0- 0	6- 2			
5- 1	0- 0	0- 1	HOME	1- 0	0- 0	4- 0			
0- 4	0- 1	0- 0	AWAY	0- 2	0- 0	0- 1			
2- 2	0- 0	0- 0	NEUTRAL	0- 1	0- 0	2- 1			
5- 12	0- 2	0- 1	CONFERENCE	0- 3	0- 2	5- 4			
4- 4	0- 1	0- 1	HOME	0- 1	0- 1	4- 0			
1- 7	0- 1	0- 0	AWAY	0- 2	0- 1	1- 3			
0- 1	0- 0	0- 0	NEUTRAL	0- 0	0- 0	0- 1			

RPI	S	Opponent	Score	RPI	S	Opponent	Score	RPI	S	Opponent	Score	RPI	S	Opponent	Score	Team's RPI: 215
4	A	UConn	51 <b>91</b>	36	H	UCF	49 <b>67</b>	59	A	Cincinnati	66 <b>85</b>	116	A	Temple	75 <b>76</b>	
4	H	UConn	40 <b>92</b>	37	H	FGCU	45 <b>57</b>	59	H	Cincinnati	65 <b>74</b>	116	H	Temple	58 <b>61</b>	
21	A	Texas A&M	43 <b>72</b>					65	A	South Fla.	45 <b>74</b>	168	H	Wichita St.	64 56	
								79	A	Georgia Tech	38 <b>69</b>	168	N	Wichita St.	64 <b>72</b>	
								89	A	Fordham	54 <b>63</b>	173	A	Tulane	66 60	
								92	H	Oklahoma	85 69	197	H	Memphis	75 65	
								100	N	Syracuse	62 <b>87</b>	205	H	Southern Miss.	75 60	
												213	N	San Francisco	57 <b>80</b>	
												228	A	SMU	47 <b>60</b>	
												228	H	SMU	55 53	
												229	A	New Mexico	71 <b>81</b>	
												242	A	East Carolina	50 <b>53</b>	
												242	H	East Carolina	72 63	
												253	H	Southeastern La.	78 65	
												260	A	Tulsa	64 <b>71</b>	
												264	H	Louisiana Tech	67 53	
												284	N	California Baptist	96 75	
												315	H	Houston Baptist	82 60	
												328	N	Hofstra	54 44	
LAST 10 Division I																
		168	N	Wichita St.	64	<b>72</b>				116	A	Temple	75	<b>76</b>		
		260	A	Tulsa	64	<b>71</b>				36	H	UCF	49	<b>67</b>		
		4	H	UConn	40	<b>92</b>				242	A	East Carolina	50	<b>53</b>		
		228	A	SMU	47	<b>60</b>				228	H	SMU	55	53		
		59	H	Cincinnati	65	<b>74</b>				173	A	Tulane	66	60		

Houston

Houston

Non-Div I Games:

Houston

## Houston Baptist

Through Games Of March 8, 2020

Average RPI Win:	283	WON-LOST	WINNING	LAST 10	STRENGTH OF	OPP. STRENGTH	TEAM	ADJ.	CONF.	ADJ CONF.
Average RPI Loss:	184	RECORD	PCT. RANK	GAMES	SCHEDULE	OF SCHEDULE	RPI	RPI	RPI	RPI
DIV. I ONLY	6- 21	314	3-7	270	283	315	315	23	23	
DIV. I NON-CONF.	2- 5	259	0	171	246	205	205	24	24	
TOTALS	RPI 1-25	RPI 26-50	W-L RECORDS	RPI 51-100	RPI 101-150	RPI 150+				
6- 21	0- 1	0- 0	OVERALL	0- 5	0- 3	6- 12				
3- 8	0- 0	0- 0	HOME	0- 3	0- 1	3- 4				
3- 13	0- 1	0- 0	AWAY	0- 2	0- 2	3- 8				
0- 0	0- 0	0- 0	NEUTRAL	0- 0	0- 0	0- 0				
2- 5	0- 1	0- 0	NON-CONFERENCE	0- 0	0- 1	2- 3				
0- 1	0- 0	0- 0	HOME	0- 0	0- 0	0- 1				
2- 4	0- 1	0- 0	AWAY	0- 0	0- 1	2- 2				
0- 0	0- 0	0- 0	NEUTRAL	0- 0	0- 0	0- 0				
4- 16	0- 0	0- 0	CONFERENCE	0- 5	0- 2	4- 9				
3- 7	0- 0	0- 0	HOME	0- 3	0- 1	3- 3				
1- 9	0- 0	0- 0	AWAY	0- 2	0- 1	1- 6				
0- 0	0- 0	0- 0	NEUTRAL	0- 0	0- 0	0- 0				

RPI 1-25				RPI 26-50				RPI 51-100				RPI 101+ Team's RPI: 315			
RPI	S	Opponent	Score	RPI	S	Opponent	Score	RPI	S	Opponent	Score	RPI	S	Opponent	Score
5	A	Baylor	42 112					77	A	A&M-Corpus Christi	47 58	134	A	Texas Tech	51 59
								77	H	A&M-Corpus Christi	65 75	147	A	Sam Houston St.	60 75
								83	H	SFA	42 59	147	H	Sam Houston St.	69 97
								86	A	Abilene Christian	54 71	168	A	Wichita St.	42 59
								86	H	Abilene Christian	79 84	170	A	New Orleans	84 88
												180	H	Northern Ariz.	62 79
												203	A	Oral Roberts	74 73
												215	A	Houston	60 82
												237	A	Central Ark.	39 63
												253	H	Southeastern La.	59 69
												255	A	Nicholls St.	53 57
												255	H	Nicholls St.	78 84
												266	A	Lamar University	53 60
												266	H	Lamar University	72 59
												267	A	Incarnate Word	60 55
												267	H	Incarnate Word	66 49
												336	A	Northwestern St.	60 69
												336	H	Northwestern St.	46 54
												347	A	McNeese	72 88
												347	H	McNeese	56 54
												348	A	La.-Monroe	72 65
LAST 10 Division I															
77	A	A&M-Corpus Christi	47 58	86	H	Abilene Christian	79 84	266	H	Lamar University	72 59				
267	H	Incarnate Word	66 49	86	A	Abilene Christian	54 71	336	H	Northwestern St.	46 54				
347	H	McNeese	56 54	170	A	New Orleans	84 88								
255	A	Nicholls St.	53 57												
147	A	Sam Houston St.	60 75												

Non-Div I Games: LSU-Shreveport 67 44 Paul Quinn 63 34

Houston Baptist

Loss, Non-Conf, S Site, H Home A Away N Neutral

Average RPI Win:	307	WON-LOST	WINNING	LAST 10	STRENGTH OF	OPP. STRENGTH	TEAM	ADJ.	CONF.	ADJ CONF.
Average RPI Loss:	163	RECORD	PCT. RANK	GAMES	SCHEDULE	OF SCHEDULE	RPI	RPI	RPI	RPI
DIV. I ONLY	15- 14	160	4-6	347	296	263	263	29	29	
DIV. I NON-CONF.	8- 5	117	0	313	213	181	181	29	29	
TOTALS	RPI 1-25	RPI 26-50	W-L RECORDS	RPI 51-100	RPI 101-150	RPI 150+				
15- 14	0- 0	0- 1	OVERALL	0- 2	0- 3	15- 8				
7- 5	0- 0	0- 0	HOME	0- 0	0- 1	7- 4				
8- 7	0- 0	0- 0	AWAY	0- 2	0- 1	8- 4				
0- 2	0- 0	0- 1	NEUTRAL	0- 0	0- 1	0- 0				
8- 5	0- 0	0- 1	NON-CONFERENCE	0- 2	0- 1	8- 1				
3- 1	0- 0	0- 0	HOME	0- 0	0- 0	3- 1				
5- 2	0- 0	0- 0	AWAY	0- 2	0- 0	5- 0				
0- 2	0- 0	0- 1	NEUTRAL	0- 0	0- 1	0- 0				
7- 9	0- 0	0- 0	CONFERENCE	0- 0	0- 2	7- 7				
4- 4	0- 0	0- 0	HOME	0- 0	0- 1	4- 3				
3- 5	0- 0	0- 0	AWAY	0- 0	0- 1	3- 4				
0- 0	0- 0	0- 0	NEUTRAL	0- 0	0- 0	0- 0				

RPI S	Opponent	Score	RPI S	Opponent	Score	RPI S	Opponent	Score	RPI S	Opponent	Score	Team's RPI: 263
47 N	Bucknell	60 70	64 A	Tennessee	38 88	109 A	Bethune-Cookman	59 88	109 H	Bethune-Cookman	59 75	
			65 A	South Fla.	53 82	141 N	Washington	58 75	158 A	Norfolk St.	60 69	
						158 H	Norfolk St.	80 83	164 A	N.C. A&T	55 60	
						195 H	La Salle	62 78	231 A	Morgan St.	67 74	
						231 H	Morgan St.	52 68	242 A	East Carolina	67 51	
						250 A	George Mason	86 75	277 H	Delaware St.	76 71	
						279 A	Loyola Maryland	75 69	291 H	Niagara	91 42	
						294 A	N.C. Central	71 89	297 A	UMBC	72 61	
						303 H	Fairleigh Dickinson	64 56	317 H	Saint Peter's	92 80	
						318 A	UMES	79 58	318 H	UMES	70 71	
						328 A	Hofstra	73 64	335 A	Coppin St.	66 54	
						335 H	Coppin St.	64 52	339 A	Florida A&M	82 56	
						339 A	Florida A&M	82 56	339 H	Florida A&M	72 58	
						350 H	South Carolina St.	78 47				
LAST 10 Division I												
277 H	Delaware St.	76 71	109 A	Bethune-Cookman	59 88	335 A	Coppin St.	66 54	335 H	Coppin St.	64 52	
318 H	UMES	70 71	339 A	Florida A&M	82 56	339 A	Florida A&M	82 56	339 H	Florida A&M	72 58	
158 A	Norfolk St.	60 69	335 H	Coppin St.	64 52	339 H	Florida A&M	72 58	350 H	South Carolina St.	78 47	
294 A	N.C. Central	71 89	231 H	Morgan St.	52 68							
164 A	N.C. A&T	55 60	335 A	Coppin St.	66 54							

Non-Div I Games:

Howard

■ Loss, 
 ■ Non-Conf, 
 ■ S Site, 
 ■ Home 
 ■ A Away 
 N Neutral

Average RPI Win: <b>215</b>	WON-LOST	WINNING	LAST 10	STRENGTH OF	OPP. STRENGTH	TEAM	ADJ.	CONF.	ADJ CONF.
Average RPI Loss: <b>122</b>	RECORD	PCT. RANK	GAMES	SCHEDULE	OF SCHEDULE	RPI	RPI	RPI	RPI
DIV. I ONLY	20- 8	53	8-2	176	220	78	78	22	22
DIV. I NON-CONF.	5- 5	164	0	63	48	86	86	22	22
TOTALS	RPI 1-25	RPI 26-50	W-L RECORDS	RPI 51-100	RPI 101-150	RPI 150+			
20- 8	0- 0	0- 1	OVERALL	2- 3	2- 2	16- 2			
11- 1	0- 0	0- 0	HOME	1- 0	1- 1	9- 0			
7- 7	0- 0	0- 1	AWAY	0- 3	1- 1	6- 2			
2- 0	0- 0	0- 0	NEUTRAL	1- 0	0- 0	1- 0			
5- 5	0- 0	0- 1	NON-CONFERENCE	2- 3	1- 1	2- 0			
3- 0	0- 0	0- 0	HOME	1- 0	1- 0	1- 0			
0- 5	0- 0	0- 1	AWAY	0- 3	0- 1	0- 0			
2- 0	0- 0	0- 0	NEUTRAL	1- 0	0- 0	1- 0			
15- 3	0- 0	0- 0	CONFERENCE	0- 0	1- 1	14- 2			
8- 1	0- 0	0- 0	HOME	0- 0	0- 1	8- 0			
7- 2	0- 0	0- 0	AWAY	0- 0	1- 0	6- 2			
0- 0	0- 0	0- 0	NEUTRAL	0- 0	0- 0	0- 0			

RPI S	Opponent	Score	RPI S	Opponent	Score	RPI S	Opponent	Score	RPI S	Opponent	Score
			48 A	UT Martin	51 57	57 N	St. John's (NY)	85 78	107 H	Southern Ill.	81 78
						58 H	Ball St.	65 48	118 A	Green Bay	54 42
						66 A	UNI	50 51	118 H	Green Bay	58 61
						85 A	Ohio	64 70	120 A	Miami (FL)	65 74
						98 A	Butler	61 64	166 A	Wright St.	62 58
									166 H	Wright St.	80 60
									172 N	Elon	59 53
									178 A	Northern Ky.	62 65
									178 H	Northern Ky.	89 61
									189 A	Cleveland St.	78 53
									189 H	Cleveland St.	58 48
									216 A	Milwaukee	75 52
									216 H	Milwaukee	60 53
									262 A	Youngstown St.	73 75
									262 H	Youngstown St.	77 69
									285 A	Oakland	89 63
									285 H	Oakland	76 41
									290 H	Eastern Ky.	72 42
									332 A	Detroit Mercy	95 54
									332 H	Detroit Mercy	82 45
									341 A	UIC	88 49
									341 H	UIC	87 51
LAST 10 Division I											
			341 H	UIC	87 51		285 A	Oakland	89 63		
			118 H	Green Bay	58 61		332 A	Detroit Mercy	95 54		
			216 H	Milwaukee	60 53		262 H	Youngstown St.	77 69		
			178 A	Northern Ky.	62 65		189 H	Cleveland St.	58 48		
			166 A	Wright St.	62 58		341 A	UIC	88 49		

Non-Div I Games: Ind.-Northwest 103 45

IUPUI

Loss, Non-Conf, S Site, H Home A Away N Neutral

## Idaho

Through Games Of March 8, 2020

Average RPI Win: <b>230</b>	WON-LOST	WINNING	LAST 10	STRENGTH OF	OPP. STRENGTH	TEAM	ADJ.	CONF.	ADJ CONF.
Average RPI Loss: <b>134</b>	RECORD	PCT. RANK	GAMES	SCHEDULE	OF SCHEDULE	RPI	RPI	RPI	RPI
DIV. I ONLY	20- 9	65	7-3	240	189	108	108	18	18
DIV. I NON-CONF.	5- 4	140	0	180	114	115	115	17	17
TOTALS	RPI 1-25	RPI 26-50	W-L RECORDS	RPI 51-100	RPI 101-150	RPI 150+			
20- 9	0- 0	0- 1	OVERALL	1- 3	1- 0	18- 5			
10- 2	0- 0	0- 0	HOME	0- 1	0- 0	10- 1			
10- 5	0- 0	0- 0	AWAY	1- 2	1- 0	8- 3			
0- 2	0- 0	0- 1	NEUTRAL	0- 0	0- 0	0- 1			
5- 4	0- 0	0- 1	NON-CONFERENCE	0- 2	1- 0	4- 1			
2- 0	0- 0	0- 0	HOME	0- 0	0- 0	2- 0			
3- 2	0- 0	0- 0	AWAY	0- 2	1- 0	2- 0			
0- 2	0- 0	0- 1	NEUTRAL	0- 0	0- 0	0- 1			
15- 5	0- 0	0- 0	CONFERENCE	1- 1	0- 0	14- 4			
8- 2	0- 0	0- 0	HOME	0- 1	0- 0	8- 1			
7- 3	0- 0	0- 0	AWAY	1- 0	0- 0	6- 3			
0- 0	0- 0	0- 0	NEUTRAL	0- 0	0- 0	0- 0			

RPI S	Opponent	Score	RPI S	Opponent	Score	RPI S	Opponent	Score	RPI S	Opponent	Score	Team's RPI: 108
			33 N	Old Dominion	55 <b>67</b>	63 A	Montana St.	69 68	113 A	San Diego	65 32	
						63 H	Montana St.	56 <b>62</b>	154 A	Montana	60 <b>69</b>	
						65 A	South Fla.	64 <b>67</b>	154 H	Montana	52 51	
						68 A	Oklahoma St.	47 <b>62</b>	176 A	Southern Utah	71 56	
									176 H	Southern Utah	70 57	
									180 A	Northern Ariz.	67 <b>70</b>	
									180 H	Northern Ariz.	70 <b>71</b>	
									182 A	Idaho St.	61 50	
									182 H	Idaho St.	62 56	
									194 A	Portland St.	53 <b>74</b>	
									194 H	Portland St.	65 52	
									210 H	Hawaii	67 52	
									213 A	San Francisco	66 60	
									226 A	Northern Colo.	57 46	
									226 H	Northern Colo.	70 65	
									266 N	Lamar University	44 <b>47</b>	
									292 H	Colorado St.	61 54	
									305 A	Sacramento St.	96 88	
									305 H	Sacramento St.	70 44	
									306 A	Seattle U	90 84	
									312 A	Eastern Wash.	75 46	
									312 H	Eastern Wash.	69 60	
									327 A	Weber St.	91 57	
									327 H	Weber St.	70 50	
LAST 10 Division I												
			182 A	Idaho St.	61 50		180 A	Northern Ariz.	67 <b>70</b>			
			327 A	Weber St.	91 57		194 H	Portland St.	65 52			
			176 H	Southern Utah	70 57		312 A	Eastern Wash.	75 46			
			226 H	Northern Colo.	70 65		154 A	Montana	60 <b>69</b>			
			305 A	Sacramento St.	96 88		63 H	Montana St.	56 <b>62</b>			

Non-Div I Games:

Idaho

■ Loss, 
■ Non-Conf, 
■ S Site, 
■ Home 
■ A Away 
N Neutral



Average RPI Win:	253	WON-LOST	WINNING	LAST 10	STRENGTH OF	OPP. STRENGTH	TEAM	ADJ.	CONF.	ADJ CONF.
Average RPI Loss:	133	RECORD	PCT. RANK	GAMES	SCHEDULE	OF SCHEDULE	RPI	RPI	RPI	RPI
DIV. I ONLY	15- 12	138	8-2	264	183	182	182	18	18	
DIV. I NON-CONF.	2- 5	259	0	258	70	264	264	17	17	
TOTALS	RPI 1-25	RPI 26-50	W-L RECORDS	RPI 51-100	RPI 101-150	RPI 150+				
15- 12	0- 0	0- 2	OVERALL	0- 3	0- 2	15- 5				
7- 5	0- 0	0- 0	HOME	0- 1	0- 1	7- 3				
8- 7	0- 0	0- 2	AWAY	0- 2	0- 1	8- 2				
0- 0	0- 0	0- 0	NEUTRAL	0- 0	0- 0	0- 0				
2- 5	0- 0	0- 2	NON-CONFERENCE	0- 1	0- 0	2- 2				
1- 1	0- 0	0- 0	HOME	0- 0	0- 0	1- 1				
1- 4	0- 0	0- 2	AWAY	0- 1	0- 0	1- 1				
0- 0	0- 0	0- 0	NEUTRAL	0- 0	0- 0	0- 0				
13- 7	0- 0	0- 0	CONFERENCE	0- 2	0- 2	13- 3				
6- 4	0- 0	0- 0	HOME	0- 1	0- 1	6- 2				
7- 3	0- 0	0- 0	AWAY	0- 1	0- 1	7- 1				
0- 0	0- 0	0- 0	NEUTRAL	0- 0	0- 0	0- 0				

RPI S	Opponent	Score	RPI S	Opponent	Score	RPI S	Opponent	Score	RPI S	Opponent	Score	Team's RPI: 182
26	A Duke	66 85	42	A Arizona St.	69 74	63	A Montana St.	59 67	108	A Idaho	56 62	
						63	H Montana St.	55 74	108	H Idaho	50 61	
						68	A Oklahoma St.	52 70	154	A Montana	67 53	
									154	H Montana	72 59	
									176	A Southern Utah	65 72	
									176	H Southern Utah	73 54	
									180	A Northern Ariz.	79 76	
									180	H Northern Ariz.	59 70	
									194	A Portland St.	68 63	
									194	H Portland St.	64 69	
									226	A Northern Colo.	71 55	
									226	H Northern Colo.	59 39	
									280	A Utah St.	61 69	
									284	H California Baptist	68 74	
									289	A Utah Valley	88 61	
									305	A Sacramento St.	75 51	
									305	H Sacramento St.	80 62	
									306	H Seattle U	73 48	
									312	A Eastern Wash.	67 47	
									312	H Eastern Wash.	77 49	
									327	A Weber St.	65 54	
									327	H Weber St.	55 41	
LAST 10 Division I												
108	H Idaho	50 61	154	H Montana	72 59							
312	H Eastern Wash.	77 49	63	H Montana St.	55 74							
194	A Portland St.	68 63	305	A Sacramento St.	75 51							
226	A Northern Colo.	71 55	180	A Northern Ariz.	79 76							
327	H Weber St.	55 41	176	H Southern Utah	73 54							

Non-Div I Games: Arizona Christian 93 36 Montana Tech 83 57

Idaho St.

Average RPI Win:	237	WON-LOST	WINNING	LAST 10	STRENGTH OF	OPP. STRENGTH	TEAM	ADJ.	CONF.	ADJ CONF.
Average RPI Loss:	55	RECORD	PCT. RANK	GAMES	SCHEDULE	OF SCHEDULE	RPI	RPI	RPI	RPI
DIV. I ONLY	11- 19	261	1-9	82	55	204	204	2	2	
DIV. I NON-CONF.	9- 2	37	0	315	325	154	154	1	1	
TOTALS	RPI 1-25	RPI 26-50	W-L RECORDS	RPI 51-100	RPI 101-150	RPI 150+				
11- 19	0- 8	0- 5	OVERALL	1- 2	1- 4	9- 0				
9- 9	0- 4	0- 2	HOME	1- 1	1- 2	7- 0				
2- 9	0- 4	0- 3	AWAY	0- 1	0- 1	2- 0				
0- 1	0- 0	0- 0	NEUTRAL	0- 0	0- 1	0- 0				
9- 2	0- 0	0- 0	NON-CONFERENCE	0- 1	1- 1	8- 0				
8- 1	0- 0	0- 0	HOME	0- 1	1- 0	7- 0				
1- 1	0- 0	0- 0	AWAY	0- 0	0- 1	1- 0				
0- 0	0- 0	0- 0	NEUTRAL	0- 0	0- 0	0- 0				
2- 17	0- 8	0- 5	CONFERENCE	1- 1	0- 3	1- 0				
1- 8	0- 4	0- 2	HOME	1- 0	0- 2	0- 0				
1- 8	0- 4	0- 3	AWAY	0- 1	0- 0	1- 0				
0- 1	0- 0	0- 0	NEUTRAL	0- 0	0- 1	0- 0				

RPI 1-25				RPI 26-50				RPI 51-100				RPI 101+ Team's RPI: 204			
RPI	S	Opponent	Score	RPI	S	Opponent	Score	RPI	S	Opponent	Score	RPI	S	Opponent	Score
3	H	Maryland	60 79	34	A	Michigan	59 80	74	H	Illinois St.	58 74	103	H	Michigan St.	58 72
12	A	Northwestern	58 75	45	A	Purdue	67 81	90	A	Nebraska	58 80	126	H	Holy Cross	78 75
12	H	Northwestern	50 77	45	H	Purdue	58 70	93	H	Minnesota	74 71	148	H	Wisconsin	64 73
14	A	Indiana	42 83	49	A	Rutgers	41 72					148	N	Wisconsin	55 71
14	H	Indiana	54 59	49	H	Rutgers	51 75					149	A	North Carolina	60 85
15	A	Iowa	72 108									174	H	Austin Peay	76 62
17	A	Ohio St.	47 77									177	A	Missouri	58 51
17	H	Ohio St.	58 78									184	H	Merrimack	75 72
												220	A	Penn St.	70 66
												301	H	Presbyterian	71 52
												323	H	Bryant	69 55
												329	H	Ark.-Pine Bluff	65 50
												330	H	Evansville	59 44
												349	H	Chicago St.	96 66
LAST 10 Division I															
		148 N Wisconsin	55 71			45 H Purdue	58 70								
		12 A Northwestern	58 75			14 H Indiana	54 59								
		103 H Michigan St.	58 72			220 A Penn St.	70 66								
		90 A Nebraska	58 80			17 H Ohio St.	58 78								
		34 A Michigan	59 80			148 H Wisconsin	64 73								

Non-Div I Games:

Illinois

Average RPI Win:	178	WON-LOST	WINNING	LAST 10	STRENGTH OF	OPP. STRENGTH	TEAM	ADJ.	CONF.	ADJ CONF.
Average RPI Loss:	73	RECORD	PCT. RANK	GAMES	SCHEDULE	OF SCHEDULE	RPI	RPI	RPI	RPI
DIV. I ONLY	18- 10	85	6-4	87	98	74	74	8	8	
DIV. I NON-CONF.	7- 3	80	0	150	175	64	64	7	7	
TOTALS	RPI 1-25	RPI 26-50	W-L RECORDS	RPI 51-100	RPI 101-150	RPI 150+				
18- 10	1- 4	1- 2	OVERALL	2- 1	3- 1	11- 2				
11- 3	1- 1	1- 1	HOME	1- 0	1- 1	7- 0				
7- 7	0- 3	0- 1	AWAY	1- 1	2- 0	4- 2				
0- 0	0- 0	0- 0	NEUTRAL	0- 0	0- 0	0- 0				
7- 3	0- 1	1- 0	NON-CONFERENCE	0- 1	0- 0	6- 1				
5- 0	0- 0	1- 0	HOME	0- 0	0- 0	4- 0				
2- 3	0- 1	0- 0	AWAY	0- 1	0- 0	2- 1				
0- 0	0- 0	0- 0	NEUTRAL	0- 0	0- 0	0- 0				
11- 7	1- 3	0- 2	CONFERENCE	2- 0	3- 1	5- 1				
6- 3	1- 1	0- 1	HOME	1- 0	1- 1	3- 0				
5- 4	0- 2	0- 1	AWAY	1- 0	2- 0	2- 1				
0- 0	0- 0	0- 0	NEUTRAL	0- 0	0- 0	0- 0				

RPI S	Opponent	Score	RPI S	Opponent	Score	RPI S	Opponent	Score	RPI S	Opponent	Score
8	A Missouri St.	74 87	48	H UT Martin	70 47	66	A UNI	69 61	107	A Southern Ill.	62 54
8	H Missouri St.	78 66	50	A Bradley	61 76	66	H UNI	65 57	107	H Southern Ill.	66 56
24	A Marquette	41 58	50	H Bradley	62 66	84	A Saint Louis	56 61	135	A Valparaiso	72 60
25	A Drake	82 87							135	H Valparaiso	70 78
25	H Drake	67 69							153	A Loyola Chicago	64 69
									153	H Loyola Chicago	86 85
									156	H Jackson St.	77 55
									171	H Northern Ill.	69 66
									174	A Austin Peay	72 77
									204	A Illinois	74 58
									211	H Western Ill.	78 65
									217	A North Dakota	66 58
									276	A Indiana St.	62 55
									276	H Indiana St.	83 69
									330	A Evansville	68 51
									330	H Evansville	81 58
									338	H SIUE	74 53
LAST 10 Division I											
276	A Indiana St.	62 55	66	A UNI	69 61						
330	A Evansville	68 51	135	H Valparaiso	70 78						
107	H Southern Ill.	66 56	153	H Loyola Chicago	86 85						
8	H Missouri St.	78 66	50	H Bradley	62 66						
25	A Drake	82 87	8	A Missouri St.	74 87						

Non-Div I Games: Truman 87 60

Illinois St.

Loss, Non-Conf, S Site, H Home A Away N Neutral

Average RPI Win: <b>247</b>	WON-LOST	WINNING	LAST 10	STRENGTH OF	OPP. STRENGTH	TEAM	ADJ.	CONF.	ADJ CONF.
Average RPI Loss: <b>187</b>	RECORD	PCT. RANK	GAMES	SCHEDULE	OF SCHEDULE	RPI	RPI	RPI	RPI
DIV. I ONLY	10- 15	234	5-5	291	269	267	267	23	23
DIV. I NON-CONF.	0- 5	338	0	319	164	349	349	24	24
TOTALS	RPI 1-25	RPI 26-50	W-L RECORDS	RPI 51-100	RPI 101-150	RPI 150+			
10- 15	0- 0	0- 0	OVERALL	2- 6	1- 0	7- 9			
5- 6	0- 0	0- 0	HOME	1- 2	0- 0	4- 4			
5- 9	0- 0	0- 0	AWAY	1- 4	1- 0	3- 5			
0- 0	0- 0	0- 0	NEUTRAL	0- 0	0- 0	0- 0			
0- 5	0- 0	0- 0	NON-CONFERENCE	0- 2	0- 0	0- 3			
0- 1	0- 0	0- 0	HOME	0- 0	0- 0	0- 1			
0- 4	0- 0	0- 0	AWAY	0- 2	0- 0	0- 2			
0- 0	0- 0	0- 0	NEUTRAL	0- 0	0- 0	0- 0			
10- 10	0- 0	0- 0	CONFERENCE	2- 4	1- 0	7- 6			
5- 5	0- 0	0- 0	HOME	1- 2	0- 0	4- 3			
5- 5	0- 0	0- 0	AWAY	1- 2	1- 0	3- 3			
0- 0	0- 0	0- 0	NEUTRAL	0- 0	0- 0	0- 0			

RPI S	Opponent	Score	RPI S	Opponent	Score	RPI S	Opponent	Score	RPI S	Opponent	Score	Team's RPI: 267
						75	A Kansas St.	41 85	147	A Sam Houston St.	77 74	
						77	A A&M-Corpus Christi	50 56	170	A New Orleans	57 61	
						77	H A&M-Corpus Christi	38 64	170	H New Orleans	55 67	
						83	A SFA	45 67	237	H Central Ark.	37 47	
						83	H SFA	60 52	243	H San Diego St.	48 57	
						85	A Ohio	41 78	253	A Southeastern La.	44 58	
						86	A Abilene Christian	71 70	255	H Nicholls St.	53 51	
						86	H Abilene Christian	69 76	266	A Lamar University	67 48	
									266	H Lamar University	68 67	
									292	A Colorado St.	47 75	
									315	A Houston Baptist	49 66	
									315	H Houston Baptist	55 60	
									321	A UTSA	56 63	
									336	A Northwestern St.	69 67	
									336	H Northwestern St.	76 39	
									347	A McNeese	72 71	
									347	H McNeese	73 56	
LAST 10 Division I												
			86	H Abilene Christian	69 76	347	A McNeese	72 71				
			315	A Houston Baptist	49 66	170	A New Orleans	57 61				
			77	A A&M-Corpus Christi	50 56	336	H Northwestern St.	76 39				
			266	H Lamar University	68 67	253	A Southeastern La.	44 58				
			83	H SFA	60 52	147	A Sam Houston St.	77 74				

Non-Div I Games: Schreiner 70 35 Tex. A&M Int'l 55 38 Paul Quinn 79 62 UNKNOWN 74 52 Incarnate Word

## Indiana

Through Games Of March 8, 2020

Average RPI Win:	120	WON-LOST	WINNING	LAST 10	STRENGTH OF	OPP. STRENGTH	TEAM	ADJ.	CONF.	ADJ CONF.
Average RPI Loss:	9	RECORD	PCT. RANK	GAMES	SCHEDULE	OF SCHEDULE	RPI	RPI	RPI	RPI
DIV. I ONLY	24- 8	40	7-3	9	12	14	14	2	2	
DIV. I NON-CONF.	10- 2	29	0	19	41	10	10	1	1	
TOTALS	RPI 1-25	RPI 26-50	W-L RECORDS	RPI 51-100	RPI 101-150	RPI 150+				
24- 8	1- 8	5- 0	OVERALL	5- 0	6- 0	7- 0				
11- 4	0- 4	1- 0	HOME	2- 0	3- 0	5- 0				
10- 2	0- 2	3- 0	AWAY	3- 0	2- 0	2- 0				
3- 2	1- 2	1- 0	NEUTRAL	0- 0	1- 0	0- 0				
10- 2	1- 2	0- 0	NON-CONFERENCE	1- 0	4- 0	4- 0				
5- 1	0- 1	0- 0	HOME	0- 0	1- 0	4- 0				
3- 0	0- 0	0- 0	AWAY	1- 0	2- 0	0- 0				
2- 1	1- 1	0- 0	NEUTRAL	0- 0	1- 0	0- 0				
14- 6	0- 6	5- 0	CONFERENCE	4- 0	2- 0	3- 0				
6- 3	0- 3	1- 0	HOME	2- 0	2- 0	1- 0				
7- 2	0- 2	3- 0	AWAY	2- 0	0- 0	2- 0				
1- 1	0- 1	1- 0	NEUTRAL	0- 0	0- 0	0- 0				

RPI 1-25				Team's RPI: 14				RPI 26-50				RPI 51-100				RPI 101+			
RPI	S	Opponent	Score					RPI	S	Opponent	Score					RPI	S	Opponent	Score
1	N	South Carolina	71 57					34	A	Michigan	78 60					90	A	Nebraska	57 53
3	A	Maryland	62 76					45	A	Purdue	66 54					90	H	Nebraska	81 53
3	H	Maryland	69 79					45	H	Purdue	66 48					93	A	Minnesota	75 69
3	N	Maryland	51 66					49	A	Rutgers	66 56					93	H	Minnesota	65 52
5	N	Baylor	62 77					49	N	Rutgers	78 60					98	A	Butler	64 53
12	H	Northwestern	69 71																
13	H	UCLA	58 68																
15	A	Iowa	85 91																
17	H	Ohio St.	76 80																
LAST 10 Division I																			
		3 N Maryland	51 66							17 H Ohio St.	76 80								
		49 N Rutgers	78 60							204 A Illinois	59 54								
		34 A Michigan	78 60							90 A Nebraska	57 53								
		90 H Nebraska	81 53							3 H Maryland	69 79								
		93 A Minnesota	75 69							45 A Purdue	66 54								

Indiana

■ Loss, 
■ Non-Conf, 
■ S Site, 
■ H Home 
■ A Away 
N Neutral

Average RPI Win:	253	WON-LOST	WINNING	LAST 10	STRENGTH OF	OPP. STRENGTH	TEAM	ADJ.	CONF.	ADJ CONF.
Average RPI Loss:	114	RECORD	PCT. RANK	GAMES	SCHEDULE	OF SCHEDULE	RPI	RPI	RPI	RPI
DIV. I ONLY	5- 25	325	3-7	83	130	276	276	8	8	
DIV. I NON-CONF.	2- 10	313	0	205	296	297	297	7	7	
TOTALS	RPI 1-25	RPI 26-50	W-L RECORDS	RPI 51-100	RPI 101-150	RPI 150+				
5- 25	0- 4	0- 2	OVERALL	1- 6	0- 6	4- 7				
2- 11	0- 2	0- 1	HOME	1- 3	0- 2	1- 3				
3- 13	0- 2	0- 1	AWAY	0- 3	0- 4	3- 3				
0- 1	0- 0	0- 0	NEUTRAL	0- 0	0- 0	0- 1				
2- 10	0- 0	0- 0	NON-CONFERENCE	0- 3	0- 2	2- 5				
0- 4	0- 0	0- 0	HOME	0- 2	0- 0	0- 2				
2- 5	0- 0	0- 0	AWAY	0- 1	0- 2	2- 2				
0- 1	0- 0	0- 0	NEUTRAL	0- 0	0- 0	0- 1				
3- 15	0- 4	0- 2	CONFERENCE	1- 3	0- 4	2- 2				
2- 7	0- 2	0- 1	HOME	1- 1	0- 2	1- 1				
1- 8	0- 2	0- 1	AWAY	0- 2	0- 2	1- 1				
0- 0	0- 0	0- 0	NEUTRAL	0- 0	0- 0	0- 0				

RPI S	Opponent	Score	RPI S	Opponent	Score	RPI S	Opponent	Score	RPI S	Opponent	Score	Team's RPI: 276
8	A Missouri St.	58 82	50	A Bradley	75 91	66	A UNI	43 73	107	A Southern Ill.	42 60	
8	H Missouri St.	55 76	50	H Bradley	59 68	66	H UNI	65 63	107	H Southern Ill.	55 78	
25	A Drake	65 105				74	A Illinois St.	69 83	131	A Kansas	72 84	
25	H Drake	71 92				74	H Illinois St.	55 62	135	A Valparaiso	45 61	
						84	H Saint Louis	53 55	135	H Valparaiso	56 75	
						87	H Southeast Mo. St.	58 68	136	A Pacific	66 83	
						94	A Colorado	46 59	153	A Loyola Chicago	55 65	
									153	H Loyola Chicago	51 58	
									178	H Northern Ky.	68 70	
									198	A Eastern Ill.	59 57	
									211	A Western Ill.	72 83	
									239	A Murray St.	62 70	
									251	H Marshall	60 72	
									281	N CSUN	59 67	
									330	A Evansville	70 58	
									330	H Evansville	68 58	
									341	A UIC	61 40	
LAST 10 Division I												
74	H Illinois St.	55 62	25	H Drake	71 92							
50	H Bradley	59 68	66	H UNI	65 63							
330	A Evansville	70 58	135	A Valparaiso	45 61							
8	A Missouri St.	58 82	153	A Loyola Chicago	55 65							
107	A Southern Ill.	42 60	330	H Evansville	68 58							

Non-Div I Games:

Indiana St.

Average RPI Win:	283	WON-LOST	WINNING	LAST 10	STRENGTH OF	OPP. STRENGTH	TEAM	ADJ.	CONF.	ADJ CONF.
Average RPI Loss:	154	RECORD	PCT. RANK	GAMES	SCHEDULE	OF SCHEDULE	RPI	RPI	RPI	RPI
DIV. I ONLY	9- 20	282	4-6	139	273	254	254	24	24	
DIV. I NON-CONF.	1- 8	322	0	31	193	221	221	25	25	
TOTALS	RPI 1-25	RPI 26-50	W-L RECORDS	RPI 51-100	RPI 101-150	RPI 150+				
9- 20	0- 1	0- 0	OVERALL	0- 7	0- 3	9- 9				
3- 10	0- 0	0- 0	HOME	0- 3	0- 2	3- 5				
6- 8	0- 1	0- 0	AWAY	0- 4	0- 0	6- 3				
0- 2	0- 0	0- 0	NEUTRAL	0- 0	0- 1	0- 1				
1- 8	0- 1	0- 0	NON-CONFERENCE	0- 3	0- 3	1- 1				
0- 3	0- 0	0- 0	HOME	0- 1	0- 2	0- 0				
1- 3	0- 1	0- 0	AWAY	0- 2	0- 0	1- 0				
0- 2	0- 0	0- 0	NEUTRAL	0- 0	0- 1	0- 1				
8- 12	0- 0	0- 0	CONFERENCE	0- 4	0- 0	8- 8				
3- 7	0- 0	0- 0	HOME	0- 2	0- 0	3- 5				
5- 5	0- 0	0- 0	AWAY	0- 2	0- 0	5- 3				
0- 0	0- 0	0- 0	NEUTRAL	0- 0	0- 0	0- 0				

RPI 1-25				RPI 26-50				RPI 51-100				RPI 101+ Team's RPI: 254			
RPI	S	Opponent	Score	RPI	S	Opponent	Score	RPI	S	Opponent	Score	RPI	S	Opponent	Score
18	A	Central Mich.	50 70					53	A	Marist	47 59	129	H	Duquesne	74 76
								53	H	Marist	56 73	141	N	Washington	34 65
								56	A	Penn	42 74	150	H	Massachusetts	51 65
								61	H	Seton Hall	37 89	183	A	Quinnipiac	75 71
								73	A	Stony Brook	40 59	183	H	Quinnipiac	63 67
								95	A	Rider	41 53	188	A	Manhattan	32 54
								95	H	Rider	37 81	188	H	Manhattan	47 59
												193	N	Towson	58 75
												227	A	Fairfield	59 52
												227	H	Fairfield	40 52
												278	A	Siena	45 57
												278	H	Siena	58 47
												282	A	Winthrop	68 61
												291	A	Niagara	70 58
												291	H	Niagara	57 63
												293	A	Monmouth	36 33
												293	H	Monmouth	50 56
												317	A	Saint Peter's	50 55
												317	H	Saint Peter's	69 59
												337	A	Canisius	60 57
												337	H	Canisius	78 72
LAST 10 Division I															
317	A	Saint Peter's	50 55	95	A	Rider	41 53	278	H	Siena	58 47				
53	A	Marist	47 59	227	A	Fairfield	59 52	293	H	Monmouth	50 56				
188	H	Manhattan	47 59	291	A	Niagara	70 58								
278	A	Siena	45 57												
337	H	Canisius	78 72												

Non-Div I Games:

Iona

■ Loss, 
■ Non-Conf, 
■ S Site, 
■ H Home 
■ A Away 
N Neutral

Average RPI Win:	113	WON-LOST	WINNING	LAST 10	STRENGTH OF	OPP. STRENGTH	TEAM	ADJ.	CONF.	ADJ CONF.
Average RPI Loss:	57	RECORD	PCT. RANK	GAMES	SCHEDULE	OF SCHEDULE	RPI	RPI	RPI	RPI
DIV. I ONLY	23- 7	33	6-4	25	11	15	15	2	2	
DIV. I NON-CONF.	9- 2	37	0	38	66	17	17	1	1	
TOTALS	RPI 1-25	RPI 26-50	W-L RECORDS	RPI 51-100	RPI 101-150	RPI 150+				
23- 7	6- 2	2- 2	OVERALL	4- 2	4- 1	7- 0				
15- 0	5- 0	0- 0	HOME	2- 0	3- 0	5- 0				
6- 5	1- 1	2- 2	AWAY	1- 2	1- 0	1- 0				
2- 2	0- 1	0- 0	NEUTRAL	1- 0	0- 1	1- 0				
9- 2	2- 0	1- 0	NON-CONFERENCE	1- 1	1- 1	4- 0				
6- 0	2- 0	0- 0	HOME	0- 0	1- 0	3- 0				
1- 1	0- 0	1- 0	AWAY	0- 1	0- 0	0- 0				
2- 1	0- 0	0- 0	NEUTRAL	1- 0	0- 1	1- 0				
14- 5	4- 2	1- 2	CONFERENCE	3- 1	3- 0	3- 0				
9- 0	3- 0	0- 0	HOME	2- 0	2- 0	2- 0				
5- 4	1- 1	1- 2	AWAY	1- 1	1- 0	1- 0				
0- 1	0- 1	0- 0	NEUTRAL	0- 0	0- 0	0- 0				

RPI	S	Opponent	Score
3	A	Maryland	59 93
3	H	Maryland	66 61
10	H	Princeton	77 75
12	A	Northwestern	77 51
14	H	Indiana	91 85
17	H	Ohio St.	77 68
17	N	Ohio St.	66 87
25	H	Drake	79 67

RPI	S	Opponent	Score
34	A	Michigan	63 78
39	A	Iowa St.	75 69
45	A	Purdue	83 71
49	A	Rutgers	74 78

RPI	S	Opponent	Score
59	N	Cincinnati	69 61
66	A	UNI	66 88
90	A	Nebraska	69 78
90	H	Nebraska	76 60
93	A	Minnesota	76 75
93	H	Minnesota	90 82

RPI	S	Opponent	Score
103	H	Michigan St.	74 57
137	H	North Ala.	86 81
141	N	Washington	63 70
148	A	Wisconsin	85 78
148	H	Wisconsin	97 71
193	N	Towson	100 72
202	H	Fla. Atlantic	85 53
204	H	Illinois	108 72
220	A	Penn St.	77 66
220	H	Penn St.	100 57
221	H	Clemson	74 60
294	H	N.C. Central	102 50

## LAST 10 Division I

17	N	Ohio St.	66 87	3	A	Maryland	59 93
49	A	Rutgers	74 78	45	A	Purdue	83 71
93	H	Minnesota	90 82	90	H	Nebraska	76 60
220	H	Penn St.	100 57	34	A	Michigan	63 78
148	H	Wisconsin	97 71	220	A	Penn St.	77 66

Non-Div I Games:

Iowa

■ Loss, 
 ■ Non-Conf, 
 ■ S Site, 
 ■ H Home 
 ■ A Away 
 N Neutral



Average RPI Win:	128	WON-LOST	WINNING	LAST 10	STRENGTH OF	OPP. STRENGTH	TEAM	ADJ.	CONF.	ADJ CONF.
Average RPI Loss:	51	RECORD	PCT. RANK	GAMES	SCHEDULE	OF SCHEDULE	RPI	RPI	RPI	RPI
DIV. I ONLY	18- 11	99	6-4	16	54	39	39	3	3	
DIV. I NON-CONF.	8- 3	68	0	53	232	59	59	3	3	
TOTALS	RPI 1-25	RPI 26-50	W-L RECORDS	RPI 51-100	RPI 101-150	RPI 150+				
18- 11	1- 5	1- 1	OVERALL	6- 4	5- 1	5- 0				
12- 5	1- 2	0- 1	HOME	4- 1	3- 1	4- 0				
6- 6	0- 3	1- 0	AWAY	2- 3	2- 0	1- 0				
0- 0	0- 0	0- 0	NEUTRAL	0- 0	0- 0	0- 0				
8- 3	0- 2	0- 0	NON-CONFERENCE	1- 1	2- 0	5- 0				
6- 2	0- 1	0- 0	HOME	0- 1	2- 0	4- 0				
2- 1	0- 1	0- 0	AWAY	1- 0	0- 0	1- 0				
0- 0	0- 0	0- 0	NEUTRAL	0- 0	0- 0	0- 0				
10- 8	1- 3	1- 1	CONFERENCE	5- 3	3- 1	0- 0				
6- 3	1- 1	0- 1	HOME	4- 0	1- 1	0- 0				
4- 5	0- 2	1- 0	AWAY	1- 3	2- 0	0- 0				
0- 0	0- 0	0- 0	NEUTRAL	0- 0	0- 0	0- 0				

RPI	S	Opponent	Score	RPI	S	Opponent	Score	Team's RPI: 39	RPI	S	Opponent	Score	RPI	S	Opponent	Score
5	A	Baylor	62 83	43	A	Texas	69 51		66	H	UNI	63 71	131	A	Kansas	61 42
5	H	Baylor	57 56	43	H	Texas	75 81		68	A	Oklahoma St.	64 63	131	H	Kansas	89 67
15	H	Iowa	69 75						68	H	Oklahoma St.	74 63	132	H	Texas Southern	79 59
19	A	TCU	72 82						70	A	West Virginia	71 79	134	A	Texas Tech	96 66
19	H	TCU	74 77						70	H	West Virginia	61 58	134	H	Texas Tech	74 77
25	A	Drake	81 86						72	A	Alabama	75 66	137	H	North Ala.	80 72
									75	A	Kansas St.	51 60	166	H	Wright St.	79 71
									75	H	Kansas St.	73 59	170	H	New Orleans	71 53
									92	A	Oklahoma	72 81	232	H	Southern U.	69 36
									92	H	Oklahoma	63 59	256	A	North Dakota St.	86 58
													329	H	Ark.-Pine Bluff	90 40
LAST 10 Division I																
5	H	Baylor	57 56	19	A	TCU	72 82									
131	A	Kansas	61 42	43	A	Texas	69 51									
70	H	West Virginia	61 58	92	H	Oklahoma	63 59									
75	A	Kansas St.	51 60	68	H	Oklahoma St.	74 63									
134	H	Texas Tech	74 77	70	A	West Virginia	71 79									

Non-Div I Games:

Iowa St.

Average RPI Win:	285	WON-LOST	WINNING	LAST 10	STRENGTH OF	OPP. STRENGTH	TEAM	ADJ.	CONF.	ADJ CONF.
Average RPI Loss:	147	RECORD	PCT. RANK	GAMES	SCHEDULE	OF SCHEDULE	RPI	RPI	RPI	RPI
DIV. I ONLY	18- 10	85	8-2	321	332	156	156	32	32	
DIV. I NON-CONF.	2- 8	295	0	112	69	228	228	31	31	
TOTALS	RPI 1-25	RPI 26-50	W-L RECORDS	RPI 51-100	RPI 101-150	RPI 150+				
18- 10	0- 2	0- 1	OVERALL	0- 1	2- 1	16- 5				
10- 1	0- 1	0- 0	HOME	0- 0	1- 0	9- 0				
8- 9	0- 1	0- 1	AWAY	0- 1	1- 1	7- 5				
0- 0	0- 0	0- 0	NEUTRAL	0- 0	0- 0	0- 0				
2- 8	0- 2	0- 1	NON-CONFERENCE	0- 1	0- 1	2- 3				
1- 1	0- 1	0- 0	HOME	0- 0	0- 0	1- 0				
1- 7	0- 1	0- 1	AWAY	0- 1	0- 1	1- 3				
0- 0	0- 0	0- 0	NEUTRAL	0- 0	0- 0	0- 0				
16- 2	0- 0	0- 0	CONFERENCE	0- 0	2- 0	14- 2				
9- 0	0- 0	0- 0	HOME	0- 0	1- 0	8- 0				
7- 2	0- 0	0- 0	AWAY	0- 0	1- 0	6- 2				
0- 0	0- 0	0- 0	NEUTRAL	0- 0	0- 0	0- 0				

RPI	S	Opponent	Score	RPI	S	Opponent	Score	RPI	S	Opponent	Score	RPI	S	Opponent	Score	Team's RPI: 156
11	H	Mississippi St.	53 92	50	A	Bradley	69 78	74	A	Illinois St.	55 77	120	A	Miami (FL)	68 83	
14	A	Indiana	51 91									132	A	Texas Southern	72 61	
												132	H	Texas Southern	81 79	
												173	A	Tulane	46 82	
												190	H	Louisiana	65 54	
												232	A	Southern U.	72 51	
												232	H	Southern U.	60 57	
												233	A	Alabama A&M	71 75	
												233	H	Alabama A&M	67 53	
												237	A	Central Ark.	54 57	
												253	A	Southeastern La.	59 63	
												302	A	Prairie View	52 62	
												302	H	Prairie View	53 49	
												322	A	Alcorn	83 67	
												322	H	Alcorn	76 66	
												326	A	Alabama St.	76 56	
												326	H	Alabama St.	94 62	
												329	A	Ark.-Pine Bluff	56 44	
												329	H	Ark.-Pine Bluff	68 47	
												336	A	Northwestern St.	66 49	
												344	A	Grambling	82 59	
												344	H	Grambling	61 46	
												351	A	Mississippi Val.	90 61	
												351	H	Mississippi Val.	103 53	
LAST 10 Division I																
233	A	Alabama A&M	71 75	302	A	Prairie View	52 62									
326	A	Alabama St.	76 56	132	A	Texas Southern	72 61									
329	H	Ark.-Pine Bluff	68 47	232	H	Southern U.	60 57									
351	H	Mississippi Val.	103 53	322	H	Alcorn	76 66									
344	A	Grambling	82 59	329	A	Ark.-Pine Bluff	56 44									

Non-Div I Games:

Jackson St.

■ Loss, 
 ■ Non-Conf, 
 ■ S Site, 
 ■ Home 
 ■ A Away 
 N Neutral

# Jacksonville

Through Games Of March 8, 2020

Average RPI Win:	257	WON-LOST	WINNING	LAST 10	STRENGTH OF	OPP. STRENGTH	TEAM	ADJ.	CONF.	ADJ CONF.
Average RPI Loss:	93	RECORD	PCT. RANK	GAMES	SCHEDULE	OF SCHEDULE	RPI	RPI	RPI	RPI
DIV. I ONLY	16- 12	130	6-4	224	176	161	161	15	15	
DIV. I NON-CONF.	6- 5	151	0	252	277	185	185	14	14	
TOTALS	RPI 1-25	RPI 26-50	W-L RECORDS	RPI 51-100	RPI 101-150	RPI 150+				
16- 12	0- 0	0- 3	OVERALL	0- 4	2- 4	14- 1				
8- 6	0- 0	0- 1	HOME	0- 1	1- 3	7- 1				
8- 6	0- 0	0- 2	AWAY	0- 3	1- 1	7- 0				
0- 0	0- 0	0- 0	NEUTRAL	0- 0	0- 0	0- 0				
6- 5	0- 0	0- 1	NON-CONFERENCE	0- 2	0- 1	6- 1				
3- 2	0- 0	0- 0	HOME	0- 0	0- 1	3- 1				
3- 3	0- 0	0- 1	AWAY	0- 2	0- 0	3- 0				
0- 0	0- 0	0- 0	NEUTRAL	0- 0	0- 0	0- 0				
10- 7	0- 0	0- 2	CONFERENCE	0- 2	2- 3	8- 0				
5- 4	0- 0	0- 1	HOME	0- 1	1- 2	4- 0				
5- 3	0- 0	0- 1	AWAY	0- 1	1- 1	4- 0				
0- 0	0- 0	0- 0	NEUTRAL	0- 0	0- 0	0- 0				

RPI S	Opponent	Score	RPI S	Opponent	Score	RPI S	Opponent	Score	RPI S	Opponent	Score	Team's RPI: 161
			31 A	Florida St.	41 75	65 A	South Fla.	39 70	109 H	Bethune-Cookman	52 53	
			37 A	FGCU	64 77	94 A	Colorado	44 66	124 A	North Florida	69 60	
			37 H	FGCU	68 81	99 A	Liberty	76 85	124 H	North Florida	67 77	
						99 H	Liberty	59 65	124 H	North Florida	64 70	
									137 A	North Ala.	65 76	
									137 H	North Ala.	67 56	
									158 H	Norfolk St.	64 71	
									222 A	Kennesaw St.	93 83	
									222 H	Kennesaw St.	88 81	
									224 A	Stetson	71 57	
									224 H	Stetson	57 52	
									246 A	Lipscomb	73 64	
									246 H	Lipscomb	76 53	
									247 A	Jacksonville St.	55 40	
									255 H	Nicholls St.	72 55	
									310 H	FIU	77 52	
									324 A	Mercer	87 83	
									325 H	USC Upstate	87 43	
									331 A	NJIT	66 54	
									331 H	NJIT	88 67	
									339 A	Florida A&M	88 54	
LAST 10 Division I												
			124 H	North Florida	67 77	124 A	North Florida	69 60				
			37 A	FGCU	64 77	99 H	Liberty	59 65				
			224 A	Stetson	71 57	331 A	NJIT	66 54				
			246 H	Lipscomb	76 53	37 H	FGCU	68 81				
			222 H	Kennesaw St.	88 81	137 H	North Ala.	67 56				

Non-Div I Games: Thomas (GA) 94 36 Johnson (FL) 114 35

Jacksonville

Loss, Non-Conf, S Site, H Home A Away N Neutral

## Jacksonville St.

Through Games Of March 8, 2020

Average RPI Win:	247	WON-LOST	WINNING	LAST 10	STRENGTH OF	OPP. STRENGTH	TEAM	ADJ.	CONF.	ADJ CONF.
Average RPI Loss:	163	RECORD	PCT. RANK	GAMES	SCHEDULE	OF SCHEDULE	RPI	RPI	RPI	RPI
DIV. I ONLY	12- 16	216	5-5	246	241	247	247	20	20	
DIV. I NON-CONF.	2- 7	288	0	302	217	329	329	23	23	
TOTALS	RPI 1-25	RPI 26-50	W-L RECORDS	RPI 51-100	RPI 101-150	RPI 150+				
12- 16	0- 0	0- 3	OVERALL	2- 2	0- 2	10- 9				
8- 4	0- 0	0- 1	HOME	2- 0	0- 0	6- 3				
4- 9	0- 0	0- 2	AWAY	0- 2	0- 2	4- 3				
0- 3	0- 0	0- 0	NEUTRAL	0- 0	0- 0	0- 3				
2- 7	0- 0	0- 1	NON-CONFERENCE	0- 0	0- 2	2- 4				
2- 1	0- 0	0- 0	HOME	0- 0	0- 0	2- 1				
0- 4	0- 0	0- 1	AWAY	0- 0	0- 2	0- 1				
0- 2	0- 0	0- 0	NEUTRAL	0- 0	0- 0	0- 2				
10- 9	0- 0	0- 2	CONFERENCE	2- 2	0- 0	8- 5				
6- 3	0- 0	0- 1	HOME	2- 0	0- 0	4- 2				
4- 5	0- 0	0- 1	AWAY	0- 2	0- 0	4- 2				
0- 1	0- 0	0- 0	NEUTRAL	0- 0	0- 0	0- 1				

RPI 1-25				RPI 26-50				RPI 51-100				RPI 101+				Team's RPI: 247	
RPI	S	Opponent	Score	RPI	S	Opponent	Score	RPI	S	Opponent	Score	RPI	S	Opponent	Score		
				44	A	Troy	64 94	55	A	Belmont	49 61	112	A	Auburn	53 62		
				48	A	UT Martin	72 86	55	H	Belmont	60 41	127	A	Vanderbilt	66 88		
				48	H	UT Martin	56 73	87	A	Southeast Mo. St.	52 79	161	H	Jacksonville	40 55		
								87	H	Southeast Mo. St.	72 51	174	H	Austin Peay	57 63		
												178	N	Northern Ky.	63 66		
												198	A	Eastern Ill.	52 55		
												198	N	Eastern Ill.	46 49		
												206	A	Tennessee Tech	66 50		
												206	H	Tennessee Tech	64 61		
												239	H	Murray St.	68 51		
												246	H	Lipscomb	65 63		
												283	A	Morehead St.	48 67		
												283	H	Morehead St.	55 69		
												285	N	Oakland	55 61		
												290	A	Eastern Ky.	43 33		
												290	H	Eastern Ky.	68 54		
												326	A	Alabama St.	63 68		
												334	A	Tennessee St.	63 45		
												334	H	Tennessee St.	70 48		
												338	A	SIUE	53 44		
												339	H	Florida A&M	72 67		
LAST 10 Division I																	
				198	N	Eastern Ill.	46 49	55	A	Belmont	49 61						
				206	H	Tennessee Tech	64 61	206	A	Tennessee Tech	66 50						
				334	A	Tennessee St.	63 45	48	A	UT Martin	72 86						
				48	H	UT Martin	56 73	87	A	Southeast Mo. St.	52 79						
				87	H	Southeast Mo. St.	72 51	55	H	Belmont	60 41						

Non-Div I Games: Clark Atlanta 75 46 Fort Valley St. 87 65

Jacksonville St.

Loss, Non-Conf, S Site, H Home A Away N Neutral

Average RPI Win:	180	WON-LOST	WINNING	LAST 10	STRENGTH OF	OPP. STRENGTH	TEAM	ADJ.	CONF.	ADJ CONF.
Average RPI Loss:	78	RECORD	PCT. RANK	GAMES	SCHEDULE	OF SCHEDULE	RPI	RPI	RPI	RPI
DIV. I ONLY	25- 4	14	9-1	137	105	30	30	14	14	
DIV. I NON-CONF.	9- 2	37	0	83	17	30	30	13	13	
TOTALS	RPI 1-25	RPI 26-50	W-L RECORDS	RPI 51-100	RPI 101-150	RPI 150+				
25- 4	0- 1	2- 1	OVERALL	3- 1	6- 0	14- 1				
14- 1	0- 1	1- 0	HOME	2- 0	3- 0	8- 0				
10- 3	0- 0	0- 1	AWAY	1- 1	3- 0	6- 1				
1- 0	0- 0	1- 0	NEUTRAL	0- 0	0- 0	0- 0				
9- 2	0- 1	1- 0	NON-CONFERENCE	3- 1	2- 0	3- 0				
5- 1	0- 1	0- 0	HOME	2- 0	1- 0	2- 0				
3- 1	0- 0	0- 0	AWAY	1- 1	1- 0	1- 0				
1- 0	0- 0	1- 0	NEUTRAL	0- 0	0- 0	0- 0				
16- 2	0- 0	1- 1	CONFERENCE	0- 0	4- 0	11- 1				
9- 0	0- 0	1- 0	HOME	0- 0	2- 0	6- 0				
7- 2	0- 0	0- 1	AWAY	0- 0	2- 0	5- 1				
0- 0	0- 0	0- 0	NEUTRAL	0- 0	0- 0	0- 0				

RPI 1-25				RPI 26-50				RPI 51-100				RPI 101+			
RPI	S	Opponent	Score	RPI	S	Opponent	Score	RPI	S	Opponent	Score	RPI	S	Opponent	Score
3	H	Maryland	68 70	36	N	UCF	46 43	57	H	St. John's (NY)	76 73	104	A	William & Mary	67 53
				41	A	Drexel	48 70	76	A	Virginia	49 55	104	H	William & Mary	84 70
				41	H	Drexel	69 39	82	A	Villanova	56 52	114	H	Robert Morris	59 32
								99	H	Liberty	76 53	144	A	George Washington	69 50
												145	A	Northeastern	86 64
												145	H	Northeastern	67 54
												172	A	Elon	61 58
												172	H	Elon	61 48
												186	A	Delaware	60 39
												186	H	Delaware	69 64
												193	A	Towson	75 76
												193	H	Towson	81 39
												259	A	Georgetown	66 59
												261	A	Col. of Charleston	87 53
												261	H	Col. of Charleston	81 50
												272	H	Longwood	93 53
												273	A	UNCW	66 58
												273	H	UNCW	76 52
												277	H	Delaware St.	83 64
												328	A	Hofstra	89 52
												328	H	Hofstra	92 50
LAST 10 Division I															
				104	A	William & Mary	67 53					145	A	Northeastern	86 64
				172	A	Elon	61 58					273	H	UNCW	76 52
				186	H	Delaware	69 64					261	H	Col. of Charleston	81 50
				41	H	Drexel	69 39					193	H	Towson	81 39
				328	A	Hofstra	89 52					41	A	Drexel	48 70

Non-Div I Games:

James Madison

■ Loss, 
 ■ Non-Conf, S Site, 
 ■ Home 
 ■ Away 
 N Neutral

Kansas

Through Games Of March 8, 2020

Average RPI Win:	186	WON-LOST	WINNING	LAST 10	STRENGTH OF	OPP. STRENGTH	TEAM	ADJ.	CONF.	ADJ CONF.
Average RPI Loss:	54	RECORD	PCT. RANK	GAMES	SCHEDULE	OF SCHEDULE	RPI	RPI	RPI	RPI
DIV. I ONLY	15- 14	160	3-7	90	39	131	131	3	3	
DIV. I NON-CONF.	11- 0	1	0	311	227	58	58	3	3	
TOTALS	RPI 1-25	RPI 26-50	W-L RECORDS	RPI 51-100	RPI 101-150	RPI 150+				
15- 14	0- 4	1- 3	OVERALL	3- 6	2- 1	9- 0				
11- 6	0- 2	1- 1	HOME	1- 3	2- 0	7- 0				
3- 8	0- 2	0- 2	AWAY	2- 3	0- 1	1- 0				
1- 0	0- 0	0- 0	NEUTRAL	0- 0	0- 0	1- 0				
11- 0	0- 0	0- 0	NON-CONFERENCE	1- 0	1- 0	9- 0				
8- 0	0- 0	0- 0	HOME	0- 0	1- 0	7- 0				
2- 0	0- 0	0- 0	AWAY	1- 0	0- 0	1- 0				
1- 0	0- 0	0- 0	NEUTRAL	0- 0	0- 0	1- 0				
4- 14	0- 4	1- 3	CONFERENCE	2- 6	1- 1	0- 0				
3- 6	0- 2	1- 1	HOME	1- 3	1- 0	0- 0				
1- 8	0- 2	0- 2	AWAY	1- 3	0- 1	0- 0				
0- 0	0- 0	0- 0	NEUTRAL	0- 0	0- 0	0- 0				

RPI	S	Opponent	Score	RPI	S	Opponent	Score	RPI	S	Opponent	Score	RPI	S	Opponent	Score	Team's RPI: 131
5	A	Baylor	44 97	39	A	Iowa St.	67 89	68	A	Oklahoma St.	49 67	134	A	Texas Tech	72 89	
5	H	Baylor	47 90	39	H	Iowa St.	42 61	68	H	Oklahoma St.	77 69	134	H	Texas Tech	67 50	
19	A	TCU	59 73	43	A	Texas	77 85	70	A	West Virginia	53 60	139	H	Florida	76 66	
19	H	TCU	74 87	43	H	Texas	82 67	70	H	West Virginia	49 68	166	N	Wright St.	74 63	
								75	A	Kansas St.	63 83	199	H	Saint Mary's (CA)	86 81	
								75	H	Kansas St.	61 69	202	A	Fla. Atlantic	90 60	
								84	A	Saint Louis	68 60	212	H	UMass Lowell	79 44	
								92	A	Oklahoma	83 80	249	H	Texas St.	68 48	
								92	H	Oklahoma	82 94	271	H	Wofford	83 64	
												276	H	Indiana St.	84 72	
												308	H	Omaha	63 48	
												341	H	UIC	91 50	
LAST 10 Division I																
75	A	Kansas St.	63 83	43	H	Texas	82 67									
39	H	Iowa St.	42 61	134	A	Texas Tech	72 89									
68	H	Oklahoma St.	77 69	19	H	TCU	74 87									
92	A	Oklahoma	83 80	5	A	Baylor	44 97									
70	A	West Virginia	53 60	92	H	Oklahoma	82 94									

Non-Div I Games:

Kansas

Loss, Non-Conf, S Site, H Home A Away N Neutral

Average RPI Win:	160	WON-LOST	WINNING	LAST 10	STRENGTH OF	OPP. STRENGTH	TEAM	ADJ.	CONF.	ADJ CONF.
Average RPI Loss:	54	RECORD	PCT. RANK	GAMES	SCHEDULE	OF SCHEDULE	RPI	RPI	RPI	RPI
DIV. I ONLY	16- 13	143	7-3	30	44	75	75	3	3	
DIV. I NON-CONF.	6- 5	151	0	165	197	174	174	3	3	
<hr/>										
TOTALS	RPI 1-25	RPI 26-50	W-L RECORDS	RPI 51-100	RPI 101-150	RPI 150+				
16- 13	0- 5	2- 3	OVERALL	4- 2	4- 2	6- 1				
9- 6	0- 2	1- 1	HOME	1- 2	2- 1	5- 0				
7- 5	0- 3	1- 2	AWAY	3- 0	2- 0	1- 0				
0- 2	0- 0	0- 0	NEUTRAL	0- 0	0- 1	0- 1				
6- 5	0- 1	0- 1	NON-CONFERENCE	0- 0	0- 2	6- 1				
5- 1	0- 0	0- 0	HOME	0- 0	0- 1	5- 0				
1- 2	0- 1	0- 1	AWAY	0- 0	0- 0	1- 0				
0- 2	0- 0	0- 0	NEUTRAL	0- 0	0- 1	0- 1				
10- 8	0- 4	2- 2	CONFERENCE	4- 2	4- 0	0- 0				
4- 5	0- 2	1- 1	HOME	1- 2	2- 0	0- 0				
6- 3	0- 2	1- 1	AWAY	3- 0	2- 0	0- 0				
0- 0	0- 0	0- 0	NEUTRAL	0- 0	0- 0	0- 0				

RPI 1-25				RPI 26-50				RPI 51-100				RPI 101+			
RPI	S	Opponent	Score	RPI	S	Opponent	Score	RPI	S	Opponent	Score	RPI	S	Opponent	Score
2	A	Oregon	51 89	28	A	Arkansas	72 81	68	A	Oklahoma St.	62 52	102	H	UT Arlington	53 57
5	A	Baylor	58 83	39	A	Iowa St.	59 73	68	H	Oklahoma St.	63 70	103	N	Michigan St.	60 65
5	H	Baylor	40 54	39	H	Iowa St.	60 51	70	A	West Virginia	56 55	131	A	Kansas	69 61
19	A	TCU	61 65	43	A	Texas	60 54	70	H	West Virginia	63 74	131	H	Kansas	83 63
19	H	TCU	52 54	43	H	Texas	63 71	92	A	Oklahoma	87 85	134	A	Texas Tech	76 72
								92	H	Oklahoma	92 74	134	H	Texas Tech	84 70
												197	N	Memphis	68 72
												200	A	UMKC	74 67
												203	H	Oral Roberts	109 69
												267	H	Incarnate Word	85 41
												300	H	UTRGV	79 66
												308	H	Omaha	73 48
												341	H	UIC	84 40
<hr/>															
LAST 10 Division I															
131	H	Kansas	83 63	19	H	TCU	52 54	92	A	Oklahoma	87 85				
68	A	Oklahoma St.	62 52	70	A	West Virginia	56 55	5	H	Baylor	40 54				
5	A	Baylor	58 83	134	H	Texas Tech	84 70								
39	H	Iowa St.	60 51												
43	A	Texas	60 54												

Non-Div I Games:

Kansas St.

■ Loss, 
 ■ Non-Conf, 
 ■ S Site, 
 ■ Home 
 ■ A Away 
 N Neutral

Average RPI Win:	259	WON-LOST	WINNING	LAST 10	STRENGTH OF	OPP. STRENGTH	TEAM	ADJ.	CONF.	ADJ CONF.
Average RPI Loss:	127	RECORD	PCT. RANK	GAMES	SCHEDULE	OF SCHEDULE	RPI	RPI	RPI	RPI
DIV. I ONLY	11- 16	229	3-7	216	178	222	222	15	15	
DIV. I NON-CONF.	5- 5	164	0	259	282	190	190	14	14	
TOTALS	RPI 1-25	RPI 26-50	W-L RECORDS	RPI 51-100	RPI 101-150	RPI 150+				
11- 16	0- 0	0- 2	OVERALL	0- 5	1- 5	10- 4				
5- 6	0- 0	0- 1	HOME	0- 2	1- 1	4- 2				
5- 10	0- 0	0- 1	AWAY	0- 3	0- 4	5- 2				
1- 0	0- 0	0- 0	NEUTRAL	0- 0	0- 0	1- 0				
5- 5	0- 0	0- 0	NON-CONFERENCE	0- 2	0- 2	5- 1				
2- 1	0- 0	0- 0	HOME	0- 1	0- 0	2- 0				
2- 4	0- 0	0- 0	AWAY	0- 1	0- 2	2- 1				
1- 0	0- 0	0- 0	NEUTRAL	0- 0	0- 0	1- 0				
6- 11	0- 0	0- 2	CONFERENCE	0- 3	1- 3	5- 3				
3- 5	0- 0	0- 1	HOME	0- 1	1- 1	2- 2				
3- 6	0- 0	0- 1	AWAY	0- 2	0- 2	3- 1				
0- 0	0- 0	0- 0	NEUTRAL	0- 0	0- 0	0- 0				

RPI S	Opponent	Score	RPI S	Opponent	Score	RPI S	Opponent	Score	RPI S	Opponent	Score
37	A FGCU	63 80	37	H FGCU	64 89	66	A Georgia	65 80	124	A North Florida	33 57
						79	H Georgia Tech	47 63	124	H North Florida	55 64
						99	A Liberty	86 91	129	A Duquesne	72 75
						99	A Liberty	66 76	133	A Campbell	51 63
						99	H Liberty	70 76	137	A North Ala.	54 71
									137	H North Ala.	59 56
									151	H Samford	60 55
									161	A Jacksonville	81 88
									161	H Jacksonville	83 93
									224	A Stetson	70 67
									224	H Stetson	61 67
									246	A Lipscomb	74 66
									246	H Lipscomb	88 60
									273	A UNCW	58 56
									288	A Ga. Southern	95 69
									297	N UMBC	59 44
									320	A Navy	62 82
									324	H Mercer	92 64
									331	A NJIT	77 64
									331	H NJIT	85 62
LAST 10 Division I											
99	A Liberty	86 91	37	H FGCU	64 89						
99	H Liberty	70 76	224	A Stetson	70 67						
331	H NJIT	85 62	246	H Lipscomb	88 60						
137	A North Ala.	54 71	99	A Liberty	66 76						
161	A Jacksonville	81 88	124	A North Florida	33 57						

Non-Div I Games: Middle Ga. St. 88 49 Shorter 94 55

Kennesaw St.

Loss, Non-Conf, S Site, H Home A Away N Neutral



Average RPI Win:	197	WON-LOST	WINNING	LAST 10	STRENGTH OF	OPP. STRENGTH	TEAM	ADJ.	CONF.	ADJ CONF.
Average RPI Loss:	81	RECORD	PCT. RANK	GAMES	SCHEDULE	OF SCHEDULE	RPI	RPI	RPI	RPI
DIV. I ONLY	17- 11	110	7-3	117	109	97	97	10	10	
DIV. I NON-CONF.	6- 4	123	0	128	106	106	106	10	10	
TOTALS	RPI 1-25	RPI 26-50	W-L RECORDS	RPI 51-100	RPI 101-150	RPI 150+				
17- 11	0- 2	0- 3	OVERALL	2- 2	3- 2	12- 2				
9- 3	0- 1	0- 0	HOME	2- 0	2- 1	5- 1				
6- 6	0- 1	0- 1	AWAY	0- 2	1- 1	5- 1				
2- 2	0- 0	0- 2	NEUTRAL	0- 0	0- 0	2- 0				
6- 4	0- 1	0- 3	NON-CONFERENCE	0- 0	2- 0	4- 0				
2- 1	0- 1	0- 0	HOME	0- 0	1- 0	1- 0				
2- 1	0- 0	0- 1	AWAY	0- 0	1- 0	1- 0				
2- 2	0- 0	0- 2	NEUTRAL	0- 0	0- 0	2- 0				
11- 7	0- 1	0- 0	CONFERENCE	2- 2	1- 2	8- 2				
7- 2	0- 0	0- 0	HOME	2- 0	1- 1	4- 1				
4- 5	0- 1	0- 0	AWAY	0- 2	0- 1	4- 1				
0- 0	0- 0	0- 0	NEUTRAL	0- 0	0- 0	0- 0				

RPI S	Opponent	Score	RPI S	Opponent	Score	RPI S	Opponent	Score	RPI S	Opponent	Score
17	H Ohio St.	65 75	34	N Michigan	53 88	58	A Ball St.	62 66	110	A Buffalo	58 72
18	A Central Mich.	58 71	44	N Troy	64 71	58	H Ball St.	69 68	110	H Buffalo	44 57
			45	A Purdue	64 77	85	A Ohio	57 63	114	H Robert Morris	82 81
						85	H Ohio	81 77	129	A Duquesne	77 75
									143	H Western Mich.	75 63
									165	A Akron	60 55
									165	H Akron	68 50
									171	A Northern Ill.	79 71
									181	H Eastern Mich.	69 74
									185	A Toledo	60 69
									185	H Toledo	87 68
									225	A Miami (OH)	78 75
									225	H Miami (OH)	80 75
									252	A Bowling Green	96 86
									252	H Bowling Green	61 47
									262	A Youngstown St.	82 73
									288	N Ga. Southern	62 48
									296	H St. Bonaventure	81 58
									340	N Purdue Fort Wayne	75 67
LAST 10 Division I											
110	A Buffalo	58 72	18	A Central Mich.	58 71						
85	H Ohio	81 77	185	H Toledo	87 68						
252	A Bowling Green	96 86	165	A Akron	60 55						
165	H Akron	68 50	85	A Ohio	57 63						
225	H Miami (OH)	80 75	252	H Bowling Green	61 47						

Non-Div I Games: Hiram 92 36

Kent St.

## Kentucky

Through Games Of March 8, 2020

Average RPI Win:	137	WON-LOST	WINNING	LAST 10	STRENGTH OF	OPP. STRENGTH	TEAM	ADJ.	CONF.	ADJ CONF.
Average RPI Loss:	44	RECORD	PCT. RANK	GAMES	SCHEDULE	OF SCHEDULE	RPI	RPI	RPI	RPI
DIV. I ONLY	22- 8	46	5-5	28	36	23	23	4	4	
DIV. I NON-CONF.	11- 1	13	0	148	87	41	41	5	5	
TOTALS	RPI 1-25	RPI 26-50	W-L RECORDS	RPI 51-100	RPI 101-150	RPI 150+				
22- 8	2- 4	1- 2	OVERALL	7- 0	3- 2	9- 0				
14- 3	2- 2	0- 0	HOME	4- 0	1- 1	7- 0				
7- 4	0- 1	1- 2	AWAY	2- 0	2- 1	2- 0				
1- 1	0- 1	0- 0	NEUTRAL	1- 0	0- 0	0- 0				
11- 1	0- 1	1- 0	NON-CONFERENCE	2- 0	1- 0	7- 0				
8- 1	0- 1	0- 0	HOME	1- 0	0- 0	7- 0				
3- 0	0- 0	1- 0	AWAY	1- 0	1- 0	0- 0				
0- 0	0- 0	0- 0	NEUTRAL	0- 0	0- 0	0- 0				
11- 7	2- 3	0- 2	CONFERENCE	5- 0	2- 2	2- 0				
6- 2	2- 1	0- 0	HOME	3- 0	1- 1	0- 0				
4- 4	0- 1	0- 2	AWAY	1- 0	1- 1	2- 0				
1- 1	0- 1	0- 0	NEUTRAL	1- 0	0- 0	0- 0				

RPI	S	Opponent	Score	RPI	S	Opponent	Score	RPI	S	Opponent	Score	RPI	S	Opponent	Score
1	A	South Carolina	72 99	28	A	Arkansas	85 103	60	H	Charlotte	86 39	112	H	Auburn	68 61
1	H	South Carolina	58 67	35	A	LSU	59 65	64	H	Tennessee	80 76	123	A	California	63 61
7	H	Louisville	66 67	46	A	Middle Tenn.	67 52	64	N	Tennessee	86 65	127	A	Vanderbilt	64 70
11	H	Mississippi St.	73 62					66	H	Georgia	88 77	139	A	Florida	65 45
11	N	Mississippi St.	59 77					72	A	Alabama	81 71	139	H	Florida	62 70
21	H	Texas A&M	76 54					72	H	Alabama	66 62	151	H	Samford	79 49
								76	A	Virginia	50 47	152	H	Mt. St. Mary's	67 44
												174	H	Austin Peay	81 52
												177	A	Missouri	62 47
												224	H	Stetson	67 48
												282	H	Winthrop	91 36
												283	H	Morehead St.	79 54
												299	A	Ole Miss	94 52
												344	H	Grambling	81 35
LAST 10 Division I															
		11 N Mississippi St.	59 77			299 A Ole Miss	94 52								
		64 N Tennessee	86 65			11 H Mississippi St.	73 62								
		127 A Vanderbilt	64 70			28 A Arkansas	85 103								
		66 H Georgia	88 77			72 H Alabama	66 62								
		1 H South Carolina	58 67			139 H Florida	62 70								

Non-Div I Games:

Kentucky

■ Loss, 
 ■ Non-Conf, S Site, 
 ■ Home 
 ■ Away 
 N Neutral

Average RPI Win:	288	WON-LOST	WINNING	LAST 10	STRENGTH OF	OPP. STRENGTH	TEAM	ADJ.	CONF.	ADJ CONF.
Average RPI Loss:	242	RECORD	PCT. RANK	GAMES	SCHEDULE	OF SCHEDULE	RPI	RPI	RPI	RPI
DIV. I ONLY	8- 21	298	4-6	332	349	333	333	30	30	
DIV. I NON-CONF.	1- 10	329	0	265	348	342	342	30	30	
TOTALS	RPI 1-25	RPI 26-50	W-L RECORDS	RPI 51-100	RPI 101-150	RPI 150+				
8- 21	0- 0	0- 0	OVERALL	0- 1	0- 1	8- 19				
6- 10	0- 0	0- 0	HOME	0- 1	0- 1	6- 8				
2- 11	0- 0	0- 0	AWAY	0- 0	0- 0	2- 11				
0- 0	0- 0	0- 0	NEUTRAL	0- 0	0- 0	0- 0				
1- 10	0- 0	0- 0	NON-CONFERENCE	0- 1	0- 0	1- 9				
1- 6	0- 0	0- 0	HOME	0- 1	0- 0	1- 5				
0- 4	0- 0	0- 0	AWAY	0- 0	0- 0	0- 4				
0- 0	0- 0	0- 0	NEUTRAL	0- 0	0- 0	0- 0				
7- 11	0- 0	0- 0	CONFERENCE	0- 0	0- 1	7- 10				
5- 4	0- 0	0- 0	HOME	0- 0	0- 1	5- 3				
2- 7	0- 0	0- 0	AWAY	0- 0	0- 0	2- 7				
0- 0	0- 0	0- 0	NEUTRAL	0- 0	0- 0	0- 0				

[illegible]

Non-Div I Games:

LIU Brooklyn

Loss, Non-Conf, S Site, H Home A Away N Neutral

RPI	S	Opponent	Score	
346	A	Central Conn. St.	57	71
346	H	Central Conn. St.	63	61

LIU Brooklyn

Average RPI Win:	216	WON-LOST	WINNING	LAST 10	STRENGTH OF	OPP. STRENGTH	TEAM	ADJ.	CONF.	ADJ CONF.
Average RPI Loss:	149	RECORD	PCT. RANK	GAMES	SCHEDULE	OF SCHEDULE	RPI	RPI	RPI	RPI
DIV. I ONLY	6- 25	321	0-10	150	138	294	294	11	11	
DIV. I NON-CONF.	3- 9	279	0	215	254	283	283	11	11	
TOTALS	RPI 1-25	RPI 26-50	W-L RECORDS	RPI 51-100	RPI 101-150	RPI 150+				
6- 25	0- 3	0- 0	OVERALL	0- 4	0- 6	6- 12				
3- 11	0- 1	0- 0	HOME	0- 2	0- 3	3- 5				
3- 11	0- 2	0- 0	AWAY	0- 1	0- 3	3- 5				
0- 3	0- 0	0- 0	NEUTRAL	0- 1	0- 0	0- 2				
3- 9	0- 1	0- 0	NON-CONFERENCE	0- 2	0- 0	3- 6				
1- 4	0- 0	0- 0	HOME	0- 1	0- 0	1- 3				
2- 3	0- 1	0- 0	AWAY	0- 0	0- 0	2- 2				
0- 2	0- 0	0- 0	NEUTRAL	0- 1	0- 0	0- 1				
3- 16	0- 2	0- 0	CONFERENCE	0- 2	0- 6	3- 6				
2- 7	0- 1	0- 0	HOME	0- 1	0- 3	2- 2				
1- 8	0- 1	0- 0	AWAY	0- 1	0- 3	1- 3				
0- 1	0- 0	0- 0	NEUTRAL	0- 0	0- 0	0- 1				

RPI	S	Opponent	Score	RPI	S	Opponent	Score	RPI	S	Opponent	Score	RPI	S	Opponent	Score	Team's RPI: 294
9	A	Gonzaga	52 78					52	H	Yale	65 81	113	A	San Diego	50 54	
9	H	Gonzaga	47 75					58	N	Ball St.	72 77	113	H	San Diego	59 67	
13	A	UCLA	52 74					91	A	BYU	42 57	128	A	Portland	49 74	
								91	H	BYU	44 59	128	H	Portland	78 89	
												136	A	Pacific	67 76	
												136	H	Pacific	70 87	
												175	A	Pepperdine	84 77	
												175	H	Pepperdine	66 77	
												187	N	Providence	45 48	
												191	A	Santa Clara	60 76	
												191	H	Santa Clara	75 59	
												199	A	Saint Mary's (CA)	70 86	
												199	H	Saint Mary's (CA)	61 70	
												199	N	Saint Mary's (CA)	63 72	
												210	H	Hawaii	65 51	
												213	A	San Francisco	68 70	
												213	H	San Francisco	76 69	
												229	A	New Mexico	73 72	
												230	H	Cal St. Fullerton	74 79	
												257	A	UC Irvine	65 80	
												259	H	Georgetown	53 64	
												260	A	Tulsa	56 75	
												275	A	Long Beach St.	70 57	
												281	H	CSUN	54 56	
LAST 10 Division I																
199	N	Saint Mary's (CA)	63 72	175	H	Pepperdine	66 77									
91	A	BYU	42 57	213	A	San Francisco	68 70									
113	A	San Diego	50 54	191	A	Santa Clara	60 76									
128	H	Portland	78 89	136	H	Pacific	70 87									
9	H	Gonzaga	47 75	199	H	Saint Mary's (CA)	61 70									

Non-Div I Games: Cal St. San B'dino 94 46

LMU (CA)

Loss, Non-Conf, S Site, H Home A Away N Neutral

Average RPI Win:	143	WON-LOST	WINNING	LAST 10	STRENGTH OF	OPP. STRENGTH	TEAM	ADJ.	CONF.	ADJ CONF.
Average RPI Loss:	59	RECORD	PCT. RANK	GAMES	SCHEDULE	OF SCHEDULE	RPI	RPI	RPI	RPI
DIV. I ONLY	20- 10	71	5-5	41	45	35	35	4	4	
DIV. I NON-CONF.	10- 2	29	0	136	122	44	44	5	5	
TOTALS	RPI 1-25	RPI 26-50	W-L RECORDS	RPI 51-100	RPI 101-150	RPI 150+				
20- 10	3- 3	2- 2	OVERALL	2- 3	4- 1	9- 1				
12- 2	2- 0	1- 1	HOME	2- 1	1- 0	6- 0				
5- 7	1- 2	1- 1	AWAY	0- 2	1- 1	2- 1				
3- 1	0- 1	0- 0	NEUTRAL	0- 0	2- 0	1- 0				
10- 2	0- 0	2- 1	NON-CONFERENCE	0- 1	1- 0	7- 0				
5- 1	0- 0	1- 1	HOME	0- 0	0- 0	4- 0				
3- 1	0- 0	1- 0	AWAY	0- 1	0- 0	2- 0				
2- 0	0- 0	0- 0	NEUTRAL	0- 0	1- 0	1- 0				
10- 8	3- 3	0- 1	CONFERENCE	2- 2	3- 1	2- 1				
7- 1	2- 0	0- 0	HOME	2- 1	1- 0	2- 0				
2- 6	1- 2	0- 1	AWAY	0- 1	1- 1	0- 1				
1- 1	0- 1	0- 0	NEUTRAL	0- 0	1- 0	0- 0				

RPI 1-25				RPI 26-50				Team's RPI: 35				RPI 51-100				RPI 101+			
RPI	S	Opponent	Score	RPI	S	Opponent	Score	RPI	S	Opponent	Score	RPI	S	Opponent	Score	RPI	S	Opponent	Score
1	A	South Carolina	48 63	28	A	Arkansas	71 75	64	A	Tennessee	58 63	103	N	Michigan St.	58 56				
11	A	Mississippi St.	60 64	31	H	Florida St.	62 70	64	H	Tennessee	75 65	112	A	Auburn	60 65				
11	N	Mississippi St.	49 79	37	A	FGCU	74 63	66	H	Georgia	56 73	127	H	Vanderbilt	61 55				
21	A	Texas A&M	57 54	49	H	Rutgers	64 58	72	H	Alabama	71 60	139	A	Florida	77 68				
21	H	Texas A&M	59 58					92	A	Oklahoma	68 90	139	N	Florida	73 59				
23	H	Kentucky	65 59									170	H	New Orleans	83 49				
												173	A	Tulane	59 54				
												177	A	Missouri	65 69				
												177	H	Missouri	66 58				
												197	N	Memphis	89 58				
												208	A	Little Rock	65 50				
												253	H	Southeastern La.	62 52				
												255	H	Nicholls St.	63 32				
												299	H	Ole Miss	52 44				
												339	H	Florida A&M	73 45				
LAST 10 Division I																			
				11	N	Mississippi St.	49 79	1	A	South Carolina	48 63								
				139	N	Florida	73 59	112	A	Auburn	60 65								
				28	A	Arkansas	71 75	64	H	Tennessee	75 65								
				127	H	Vanderbilt	61 55	177	H	Missouri	66 58								
				66	H	Georgia	56 73	21	H	Texas A&M	59 58								

Non-Div I Games:

LSU

■ Loss, 
 ■ Non-Conf, 
 ■ S Site, 
 ■ H Home 
 ■ A Away 
 N Neutral

Average RPI Win:	232	WON-LOST	WINNING	LAST 10	STRENGTH OF	OPP. STRENGTH	TEAM	ADJ.	CONF.	ADJ CONF.
Average RPI Loss:	114	RECORD	PCT. RANK	GAMES	SCHEDULE	OF SCHEDULE	RPI	RPI	RPI	RPI
DIV. I ONLY	13- 17	211	5-5	165	143	195	195	12	12	
DIV. I NON-CONF.	6- 7	182	0	134	259	172	172	12	12	
TOTALS	RPI 1-25	RPI 26-50	W-L RECORDS	RPI 51-100	RPI 101-150	RPI 150+				
13- 17	0- 0	0- 2	OVERALL	0- 6	2- 8	11- 1				
5- 9	0- 0	0- 1	HOME	0- 4	1- 4	4- 0				
7- 8	0- 0	0- 1	AWAY	0- 2	1- 4	6- 1				
1- 0	0- 0	0- 0	NEUTRAL	0- 0	0- 0	1- 0				
6- 7	0- 0	0- 1	NON-CONFERENCE	0- 3	1- 2	5- 1				
2- 4	0- 0	0- 0	HOME	0- 2	1- 2	1- 0				
3- 3	0- 0	0- 1	AWAY	0- 1	0- 0	3- 1				
1- 0	0- 0	0- 0	NEUTRAL	0- 0	0- 0	1- 0				
7- 10	0- 0	0- 1	CONFERENCE	0- 3	1- 6	6- 0				
3- 5	0- 0	0- 1	HOME	0- 2	0- 2	3- 0				
4- 5	0- 0	0- 0	AWAY	0- 1	1- 4	3- 0				
0- 0	0- 0	0- 0	NEUTRAL	0- 0	0- 0	0- 0				

RPI S	Opponent	Score	RPI S	Opponent	Score	RPI S	Opponent	Score	RPI S	Opponent	Score	Team's RPI: 195
38	H Dayton	58 98	41	A Drexel	31 69	56	H Penn	49 65	114	H Robert Morris	68 71	
						82	H Villanova	69 77	116	H Temple	69 72	
						84	H Saint Louis	61 77	119	H Harvard	75 69	
						88	H VCU	61 67	125	A Richmond	61 63	
						89	A Fordham	45 62	125	H Richmond	61 67	
						95	A Rider	43 70	129	A Duquesne	56 82	
									140	A Davidson	63 67	
									140	H Davidson	61 70	
									144	A George Washington	61 54	
									150	A Massachusetts	62 76	
									158	A Norfolk St.	55 52	
									209	A Rhode Island	54 42	
									220	A Penn St.	69 67	
									236	A Saint Joseph's	59 53	
									236	H Saint Joseph's	67 59	
									250	A George Mason	64 59	
									250	H George Mason	77 65	
									263	A Howard	78 62	
									296	H St. Bonaventure	67 61	
									297	N UMBC	74 58	
									320	A Navy	46 61	
									335	H Coppin St.	79 46	
LAST 10 Division I												
140	A Davidson	63 67	236	A Saint Joseph's	59 53							
250	A George Mason	64 59	144	A George Washington	61 54							
140	H Davidson	61 70	125	H Richmond	61 67							
209	A Rhode Island	54 42	89	A Fordham	45 62							
88	H VCU	61 67	250	H George Mason	77 65							

Non-Div I Games:

La Salle

■ Loss, 
■ Non-Conf, 
■ S Site, 
■ H Home 
■ A Away 
N Neutral

## La.-Monroe

Through Games Of March 8, 2020

Average RPI Win:	312	WON-LOST	WINNING	LAST 10	STRENGTH OF	OPP. STRENGTH	TEAM	ADJ.	CONF.	ADJ CONF.
Average RPI Loss:	216	RECORD	PCT. RANK	GAMES	SCHEDULE	OF SCHEDULE	RPI	RPI	RPI	RPI
DIV. I ONLY	3- 26	340	0-10	342	290	348	348	21	21	
DIV. I NON-CONF.	2- 9	304	0	348	343	351	351	19	19	
TOTALS	RPI 1-25	RPI 26-50	W-L RECORDS	RPI 51-100	RPI 101-150	RPI 150+				
3- 26	0- 0	0- 2	OVERALL	0- 1	0- 3	3- 20				
2- 12	0- 0	0- 1	HOME	0- 0	0- 1	2- 10				
1- 14	0- 0	0- 1	AWAY	0- 1	0- 2	1- 10				
0- 0	0- 0	0- 0	NEUTRAL	0- 0	0- 0	0- 0				
2- 9	0- 0	0- 0	NON-CONFERENCE	0- 0	0- 1	2- 8				
2- 3	0- 0	0- 0	HOME	0- 0	0- 0	2- 3				
0- 6	0- 0	0- 0	AWAY	0- 0	0- 1	0- 5				
0- 0	0- 0	0- 0	NEUTRAL	0- 0	0- 0	0- 0				
1- 17	0- 0	0- 2	CONFERENCE	0- 1	0- 2	1- 12				
0- 9	0- 0	0- 1	HOME	0- 0	0- 1	0- 7				
1- 8	0- 0	0- 1	AWAY	0- 1	0- 1	1- 5				
0- 0	0- 0	0- 0	NEUTRAL	0- 0	0- 0	0- 0				

RPI S	Opponent	Score	RPI S	Opponent	Score	RPI S	Opponent	Score	RPI S	Opponent	Score	Team's RPI: 348
44	A Troy	65 77	44	H Troy	65 72	96	A Coastal Caro.	69 88	102	A UT Arlington	34 72	
									102	H UT Arlington	67 74	
									134	A Texas Tech	38 83	
									190	A Louisiana	55 68	
									190	H Louisiana	49 62	
									205	H Southern Miss.	42 57	
									206	A Tennessee Tech	68 75	
									208	H Little Rock	50 70	
									214	A Appalachian St.	49 68	
									235	A North Texas	51 63	
									238	A South Alabama	63 72	
									238	H South Alabama	39 73	
									244	H Arkansas St.	53 54	
									249	A Texas St.	58 55	
									249	H Texas St.	53 59	
									253	H Southeastern La.	52 65	
									255	A Nicholls St.	59 74	
									288	A Ga. Southern	47 64	
									288	H Ga. Southern	66 72	
									299	A Ole Miss	42 66	
									315	H Houston Baptist	65 72	
									316	A Georgia St.	52 68	
									316	H Georgia St.	43 52	
									336	H Northwestern St.	63 54	
									347	A McNeese	69 72	
									351	H Mississippi Val.	74 66	
LAST 10 Division I												
102	H UT Arlington	67 74	316	H Georgia St.	43 52							
249	H Texas St.	53 59	288	H Ga. Southern	66 72							
214	A Appalachian St.	49 68	238	H South Alabama	39 73							
96	A Coastal Caro.	69 88	44	A Troy	65 77							
190	H Louisiana	49 62	244	H Arkansas St.	53 54							

Non-Div I Games:

La.-Monroe

■ Loss, 
 ■ Non-Conf, 
 ■ S Site, 
 ■ Home 
 ■ A Away 
 N Neutral



RPI	S	Opponent	Score
RPI 1-25			
47	A	Bucknell	36 50
47	H	Bucknell	47 57
RPI 26-50			
47	A	Bucknell	36 50
47	H	Bucknell	47 57
RPI 51-100			
57	A	St. John's (NY)	44 76
61	A	Seton Hall	50 74
RPI 101+			
111	A	Colgate	52 73
111	H	Colgate	55 39
121	A	Lehigh	66 73
121	H	Lehigh	61 53
126	A	Holy Cross	56 57
126	H	Holy Cross	49 57
129	A	Boston U.	40 47
129	H	Duquesne	65 73
129	H	Boston U.	59 57
155	A	Binghamton	64 74
188	H	Manhattan	60 53
201	A	American	67 52
201	H	American	55 48
274	A	Army West Point	57 52
274	H	Army West Point	67 58
279	A	Loyola Maryland	76 65
279	H	Loyola Maryland	55 52
293	A	Monmouth	44 52
297	H	UMBC	58 65
303	H	Fairleigh Dickinson	61 29
314	A	Albany (NY)	54 47
320	A	Navy	62 59
320	H	Navy	79 52
333	H	LIU Brooklyn	65 60

**Non-Div I Games:**

Average RPI Win:	275	WON-LOST	WINNING	LAST 10	STRENGTH OF	OPP. STRENGTH	TEAM	ADJ.	CONF.	ADJ CONF.
Average RPI Loss:	152	RECORD	PCT. RANK	GAMES	SCHEDULE	OF SCHEDULE	RPI	RPI	RPI	RPI
DIV. I ONLY	8- 19	292	2-8	143	268	266	266	23	23	
DIV. I NON-CONF.	2- 5	259	0	27	118	146	146	24	24	
TOTALS	RPI 1-25	RPI 26-50	W-L RECORDS	RPI 51-100	RPI 101-150	RPI 150+				
8- 19	0- 2	0- 0	OVERALL	0- 7	1- 2	7- 8				
4- 8	0- 0	0- 0	HOME	0- 3	0- 1	4- 4				
3- 11	0- 2	0- 0	AWAY	0- 4	0- 1	3- 4				
1- 0	0- 0	0- 0	NEUTRAL	0- 0	1- 0	0- 0				
2- 5	0- 2	0- 0	NON-CONFERENCE	0- 1	1- 0	1- 2				
1- 1	0- 0	0- 0	HOME	0- 0	0- 0	1- 1				
0- 4	0- 2	0- 0	AWAY	0- 1	0- 0	0- 1				
1- 0	0- 0	0- 0	NEUTRAL	0- 0	1- 0	0- 0				
6- 14	0- 0	0- 0	CONFERENCE	0- 6	0- 2	6- 6				
3- 7	0- 0	0- 0	HOME	0- 3	0- 1	3- 3				
3- 7	0- 0	0- 0	AWAY	0- 3	0- 1	3- 3				
0- 0	0- 0	0- 0	NEUTRAL	0- 0	0- 0	0- 0				

RPI 1-25				RPI 26-50				RPI 51-100				RPI 101+ Team's RPI: 266			
RPI	S	Opponent	Score	RPI	S	Opponent	Score	RPI	S	Opponent	Score	RPI	S	Opponent	Score
5	A	Baylor	28 90					68	A	Oklahoma St.	53 74	108	N	Idaho	47 44
16	A	NC State	40 81					77	A	A&M-Corpus Christi	39 49	147	A	Sam Houston St.	47 68
								77	H	A&M-Corpus Christi	56 64	147	H	Sam Houston St.	68 75
								83	A	SFA	50 70	170	H	New Orleans	57 62
								83	H	SFA	53 54	190	H	Louisiana	63 74
								86	A	Abilene Christian	72 78	237	A	Central Ark.	29 53
								86	H	Abilene Christian	49 75	241	H	Denver	71 59
												253	A	Southeastern La.	65 57
												255	A	Nicholls St.	84 78
												255	H	Nicholls St.	60 62
												267	A	Incarnate Word	67 68
												267	H	Incarnate Word	48 67
												309	A	Cal Poly	56 57
												315	A	Houston Baptist	59 72
												315	H	Houston Baptist	60 53
												336	H	Northwestern St.	61 58
												347	A	McNeese	87 69
												347	H	McNeese	80 70
LAST 10 Division I															
347	H	McNeese	80 70	315	A	Houston Baptist	59 72								
83	A	SFA	50 70	255	H	Nicholls St.	60 62								
267	A	Incarnate Word	67 68	86	H	Abilene Christian	49 75								
77	H	A&M-Corpus Christi	56 64	237	A	Central Ark.	29 53								
147	H	Sam Houston St.	68 75	347	A	McNeese	87 69								

Non-Div I Games: Howard Payne 96 36 LeTourneau 90 38

Lamar University

Loss, Non-Conf, S Site, H Home A Away N Neutral

Average RPI Win: <b>225</b>	WON-LOST	WINNING	LAST 10	STRENGTH OF	OPP. STRENGTH	TEAM	ADJ.	CONF.	ADJ CONF.
Average RPI Loss: <b>108</b>	RECORD	PCT. RANK	GAMES	SCHEDULE	OF SCHEDULE	RPI	RPI	RPI	RPI
DIV. I ONLY	17- 11	110	5-5	156	186	121	121	16	16
DIV. I NON-CONF.	7- 3	80	0	146	238	76	76	15	15
TOTALS	RPI 1-25	RPI 26-50	W-L RECORDS	RPI 51-100	RPI 101-150	RPI 150+			
17- 11	0- 0	0- 2	OVERALL	1- 3	3- 4	13- 2			
8- 4	0- 0	0- 1	HOME	1- 0	2- 2	5- 1			
9- 5	0- 0	0- 1	AWAY	0- 1	1- 2	8- 1			
0- 2	0- 0	0- 0	NEUTRAL	0- 2	0- 0	0- 0			
7- 3	0- 0	0- 0	NON-CONFERENCE	1- 3	1- 0	5- 0			
3- 0	0- 0	0- 0	HOME	1- 0	1- 0	1- 0			
4- 1	0- 0	0- 0	AWAY	0- 1	0- 0	4- 0			
0- 2	0- 0	0- 0	NEUTRAL	0- 2	0- 0	0- 0			
10- 8	0- 0	0- 2	CONFERENCE	0- 0	2- 4	8- 2			
5- 4	0- 0	0- 1	HOME	0- 0	1- 2	4- 1			
5- 4	0- 0	0- 1	AWAY	0- 0	1- 2	4- 1			
0- 0	0- 0	0- 0	NEUTRAL	0- 0	0- 0	0- 0			

RPI 1-25				RPI 26-50				RPI 51-100				RPI 101+				Team's RPI: 121
RPI	S	Opponent	Score	RPI	S	Opponent	Score	RPI	S	Opponent	Score	RPI	S	Opponent	Score	
				47	A	Bucknell	56 67	58	N	Ball St.	52 54	111	A	Colgate	86 70	
				47	H	Bucknell	50 71	61	H	Seton Hall	75 68	111	H	Colgate	73 82	
								89	N	Fordham	57 59	126	A	Holy Cross	62 65	
								93	A	Minnesota	49 77	126	H	Holy Cross	57 74	
												129	A	Boston U.	47 48	
												129	H	Boston U.	51 34	
												144	H	George Washington	59 53	
												152	A	Mt. St. Mary's	66 65	
												163	A	Lafayette	53 61	
												163	H	Lafayette	73 66	
												184	A	Merrimack	72 68	
												201	A	American	64 63	
												201	H	American	56 64	
												274	A	Army West Point	94 65	
												274	H	Army West Point	89 72	
												277	A	Delaware St.	68 38	
												279	A	Loyola Maryland	55 53	
												279	H	Loyola Maryland	82 64	
												317	A	Saint Peter's	80 71	
												320	A	Navy	60 53	
												320	H	Navy	70 40	
												346	H	Central Conn. St.	70 51	
LAST 10 Division I																
				111	A	Colgate	86 70	274	H	Army West Point	89 72					
				279	H	Loyola Maryland	82 64	126	A	Holy Cross	62 65					
				129	A	Boston U.	47 48	163	H	Lafayette	73 66					
				47	A	Bucknell	56 67	274	A	Army West Point	94 65					
				111	H	Colgate	73 82	201	H	American	56 64					

Non-Div I Games: Bloomsburg 91 43

Lehigh



Average RPI Win:	254	WON-LOST	WINNING	LAST 10	STRENGTH OF	OPP. STRENGTH	TEAM	ADJ.	CONF.	ADJ CONF.
Average RPI Loss:	127	RECORD	PCT. RANK	GAMES	SCHEDULE	OF SCHEDULE	RPI	RPI	RPI	RPI
DIV. I ONLY	6- 23	318	2-8	59	216	246	246	15	15	
DIV. I NON-CONF.	2- 10	313	0	34	293	226	226	14	14	
TOTALS	RPI 1-25	RPI 26-50	W-L RECORDS	RPI 51-100	RPI 101-150	RPI 150+				
6- 23	0- 0	0- 6	OVERALL	0- 5	1- 3	5- 9				
2- 10	0- 0	0- 1	HOME	0- 2	0- 2	2- 5				
4- 11	0- 0	0- 5	AWAY	0- 1	1- 1	3- 4				
0- 2	0- 0	0- 0	NEUTRAL	0- 2	0- 0	0- 0				
2- 10	0- 0	0- 3	NON-CONFERENCE	0- 3	0- 0	2- 4				
1- 3	0- 0	0- 0	HOME	0- 1	0- 0	1- 2				
1- 5	0- 0	0- 3	AWAY	0- 0	0- 0	1- 2				
0- 2	0- 0	0- 0	NEUTRAL	0- 2	0- 0	0- 0				
4- 13	0- 0	0- 3	CONFERENCE	0- 2	1- 3	3- 5				
1- 7	0- 0	0- 1	HOME	0- 1	0- 2	1- 3				
3- 6	0- 0	0- 2	AWAY	0- 1	1- 1	2- 2				
0- 0	0- 0	0- 0	NEUTRAL	0- 0	0- 0	0- 0				

RPI S	Opponent	Score	RPI S	Opponent	Score	RPI S	Opponent	Score	RPI S	Opponent	Score	Team's RPI: 246
37	A FGCU	71 105	37	A FGCU	56 82	53	N Marist	63 74	124	A North Florida	73 66	
37	A FGCU		37	H FGCU	45 78	55	H Belmont	68 69	124	H North Florida	60 68	
37	H FGCU		38	A Dayton	60 82	95	N Rider	76 81	137	A North Ala.	58 91	
46	A Middle Tenn.	49 70	48	A UT Martin	67 83	99	A Liberty	60 64	137	H North Ala.	72 84	
						99	H Liberty	70 79	161	A Jacksonville	53 76	
									161	H Jacksonville	64 73	
									178	H Northern Ky.	71 69	
									198	H Eastern Ill.	56 66	
									206	A Tennessee Tech	58 78	
									222	A Kennesaw St.	60 88	
									222	H Kennesaw St.	66 74	
									224	A Stetson	65 59	
									224	H Stetson	34 48	
									239	H Murray St.	57 67	
									247	A Jacksonville St.	63 65	
									331	A NJIT	65 57	
									331	H NJIT	68 66	
									334	A Tennessee St.	74 64	
LAST 10 Division I												
37	A FGCU	71 105	37	H FGCU	45 78							
99	H Liberty	70 79	137	A North Ala.	58 91							
161	A Jacksonville	53 76	222	A Kennesaw St.	60 88							
124	A North Florida	73 66	224	H Stetson	34 48							
331	H NJIT	68 66	161	H Jacksonville	64 73							

Non-Div I Games: Queens (NC) 86 45

Lipscomb

Loss, Non-Conf, S Site, H Home A Away N Neutral

Little Rock

Through Games Of March 8, 2020

Average RPI Win:	261	WON-LOST	WINNING	LAST 10	STRENGTH OF	OPP. STRENGTH	TEAM	ADJ.	CONF.	ADJ CONF.
Average RPI Loss:	126	RECORD	PCT. RANK	GAMES	SCHEDULE	OF SCHEDULE	RPI	RPI	RPI	RPI
DIV. I ONLY	11- 18	248	3-7	128	177	208	208	21	21	
DIV. I NON-CONF.	2- 9	304	0	49	37	243	243	19	19	
TOTALS	RPI 1-25	RPI 26-50	W-L RECORDS	RPI 51-100	RPI 101-150	RPI 150+				
11- 18	0- 2	0- 5	OVERALL	0- 2	0- 2	11- 7				
6- 8	0- 0	0- 2	HOME	0- 1	0- 1	6- 4				
5- 10	0- 2	0- 3	AWAY	0- 1	0- 1	5- 3				
0- 0	0- 0	0- 0	NEUTRAL	0- 0	0- 0	0- 0				
2- 9	0- 2	0- 3	NON-CONFERENCE	0- 1	0- 0	2- 3				
2- 3	0- 0	0- 1	HOME	0- 0	0- 0	2- 2				
0- 6	0- 2	0- 2	AWAY	0- 1	0- 0	0- 1				
0- 0	0- 0	0- 0	NEUTRAL	0- 0	0- 0	0- 0				
9- 9	0- 0	0- 2	CONFERENCE	0- 1	0- 2	9- 4				
4- 5	0- 0	0- 1	HOME	0- 1	0- 1	4- 2				
5- 4	0- 0	0- 1	AWAY	0- 0	0- 1	5- 2				
0- 0	0- 0	0- 0	NEUTRAL	0- 0	0- 0	0- 0				

RPI 1-25				RPI 26-50				RPI 51-100				RPI 101+ Team's RPI: 208			
RPI	S	Opponent	Score	RPI	S	Opponent	Score	RPI	S	Opponent	Score	RPI	S	Opponent	Score
11	A	Mississippi St.	50 89	28	A	Arkansas	53 86	54	A	Rice	40 66	102	A	UT Arlington	58 65
21	A	Texas A&M	35 78	29	A	Western Ky.	58 77	96	H	Coastal Caro.	48 68	102	H	UT Arlington	46 62
				35	H	LSU	50 65					190	A	Louisiana	59 44
				44	A	Troy	59 77					197	H	Memphis	50 68
				44	H	Troy	54 70					202	A	Fla. Atlantic	72 79
												214	H	Appalachian St.	68 63
												237	H	Central Ark.	63 48
												238	A	South Alabama	69 58
												238	H	South Alabama	42 57
												244	A	Arkansas St.	54 72
												244	H	Arkansas St.	67 58
												249	A	Texas St.	78 66
												249	H	Texas St.	47 50
												260	H	Tulsa	63 51
												264	H	Louisiana Tech	38 43
												288	A	Ga. Southern	65 49
												288	H	Ga. Southern	58 46
												316	A	Georgia St.	43 58
												316	H	Georgia St.	66 46
												348	A	La.-Monroe	70 50
LAST 10 Division I															
238	H	South Alabama	42 57	102	H	UT Arlington	46 62								
44	H	Troy	54 70	249	H	Texas St.	47 50								
244	A	Arkansas St.	54 72	316	A	Georgia St.	43 58								
238	A	South Alabama	69 58	288	A	Ga. Southern	65 49								
44	A	Troy	59 77	190	A	Louisiana	59 44								

Non-Div I Games:

Little Rock

Loss, Non-Conf, S Site, H Home A Away N Neutral

Average RPI Win:	248	WON-LOST	WINNING	LAST 10	STRENGTH OF	OPP. STRENGTH	TEAM	ADJ.	CONF.	ADJ CONF.
Average RPI Loss:	211	RECORD	PCT. RANK	GAMES	SCHEDULE	OF SCHEDULE	RPI	RPI	RPI	RPI
DIV. I ONLY	12- 16	216	4-6	318	221	275	275	28	28	
DIV. I NON-CONF.	4- 8	235	0	289	57	274	274	26	26	
TOTALS	RPI 1-25	RPI 26-50	W-L RECORDS	RPI 51-100	RPI 101-150	RPI 150+				
12- 16	0- 2	0- 0	OVERALL	0- 1	0- 1	12- 12				
8- 4	0- 1	0- 0	HOME	0- 0	0- 0	8- 3				
2- 12	0- 1	0- 0	AWAY	0- 1	0- 1	2- 9				
2- 0	0- 0	0- 0	NEUTRAL	0- 0	0- 0	2- 0				
4- 8	0- 2	0- 0	NON-CONFERENCE	0- 1	0- 1	4- 4				
1- 3	0- 1	0- 0	HOME	0- 0	0- 0	1- 2				
1- 5	0- 1	0- 0	AWAY	0- 1	0- 1	1- 2				
2- 0	0- 0	0- 0	NEUTRAL	0- 0	0- 0	2- 0				
8- 8	0- 0	0- 0	CONFERENCE	0- 0	0- 0	8- 8				
7- 1	0- 0	0- 0	HOME	0- 0	0- 0	7- 1				
1- 7	0- 0	0- 0	AWAY	0- 0	0- 0	1- 7				
0- 0	0- 0	0- 0	NEUTRAL	0- 0	0- 0	0- 0				

RPI 1-25				RPI 26-50				RPI 51-100				RPI 101+ Team's RPI: 275			
RPI	S	Opponent	Score	RPI	S	Opponent	Score	RPI	S	Opponent	Score	RPI	S	Opponent	Score
2	H	Oregon	45 81					81	A	Southern California	40 57	123	A	California	45 68
13	A	UCLA	51 86									157	A	UC Davis	55 57
												157	H	UC Davis	66 57
												191	A	Santa Clara	54 46
												210	A	Hawaii	44 68
												210	H	Hawaii	62 55
												220	N	Penn St.	64 56
												230	A	Cal St. Fullerton	65 69
												230	H	Cal St. Fullerton	52 49
												245	A	UC Santa Barbara	47 55
												245	H	UC Santa Barbara	59 53
												257	A	UC Irvine	56 46
												257	H	UC Irvine	61 70
												270	H	Air Force	74 68
												280	H	Utah St.	48 56
												281	A	CSUN	54 66
												281	H	CSUN	60 52
												284	A	California Baptist	70 79
												294	H	LMU (CA)	57 70
												300	N	UTRGV	69 65
												306	A	Seattle U	54 66
												309	A	Cal Poly	41 61
												309	H	Cal Poly	72 69
												311	A	UC Riverside	57 58
												311	H	UC Riverside	73 67
LAST 10 Division I															
				157	H	UC Davis	66 57					311	A	UC Riverside	57 58
				230	H	Cal St. Fullerton	52 49					245	H	UC Santa Barbara	59 53
				245	A	UC Santa Barbara	47 55					309	A	Cal Poly	41 61
				281	A	CSUN	54 66					210	A	Hawaii	44 68
				257	H	UC Irvine	61 70					311	H	UC Riverside	73 67

Non-Div I Games: Westcliff 94 47 Bethesda (CA) 90 43

Long Beach St.

Loss, Non-Conf, S Site, H Home A Away N Neutral

## Longwood

## Through Games Of March 8, 2020

Average RPI Win: <b>284</b>	WON-LOST	WINNING	LAST 10	STRENGTH OF	OPP. STRENGTH	TEAM	ADJ.	CONF.	ADJ CONF.
Average RPI Loss: <b>182</b>	RECORD	PCT. RANK	GAMES	SCHEDULE	OF SCHEDULE	RPI	RPI	RPI	RPI
DIV. I ONLY	12- 17	223	3-7	289	297	272	272	25	25
DIV. I NON-CONF.	4- 5	195	0	287	226	248	248	28	28
TOTALS	RPI 1-25	RPI 26-50	W-L RECORDS	RPI 51-100	RPI 101-150	RPI 150+			
12- 17	0- 0	0- 1	OVERALL	0- 0	0- 5	12- 11			
7- 7	0- 0	0- 0	HOME	0- 0	0- 2	7- 5			
5- 10	0- 0	0- 1	AWAY	0- 0	0- 3	5- 6			
0- 0	0- 0	0- 0	NEUTRAL	0- 0	0- 0	0- 0			
4- 5	0- 0	0- 1	NON-CONFERENCE	0- 0	0- 1	4- 3			
3- 1	0- 0	0- 0	HOME	0- 0	0- 0	3- 1			
1- 4	0- 0	0- 1	AWAY	0- 0	0- 1	1- 2			
0- 0	0- 0	0- 0	NEUTRAL	0- 0	0- 0	0- 0			
8- 12	0- 0	0- 0	CONFERENCE	0- 0	0- 4	8- 8			
4- 6	0- 0	0- 0	HOME	0- 0	0- 2	4- 4			
4- 6	0- 0	0- 0	AWAY	0- 0	0- 2	4- 4			
0- 0	0- 0	0- 0	NEUTRAL	0- 0	0- 0	0- 0			

RPI 1-25			RPI 26-50			RPI 51-100			RPI 101+			Team's RPI: 272
RPI	S	Opponent	Score	RPI	S	Opponent	Score	RPI	S	Opponent	Score	
				30	A	James Madison	53 93					
								133	A	Campbell	76 81	
								133	H	Campbell	55 70	
								138	A	Hampton	55 73	
								138	H	Hampton	76 90	
								139	A	Florida	54 71	
								158	A	Norfolk St.	46 49	
								159	A	Gardner-Webb	70 73	
								159	H	Gardner-Webb	80 70	
								169	A	Radford	76 88	
								169	H	Radford	61 62	
								178	A	High Point	79 86	
								178	H	High Point	69 76	
								223	H	Brown	86 76	
								242	H	East Carolina	61 64	
								258	A	UNC Asheville	54 51	
								258	H	UNC Asheville	73 56	
								271	A	Wofford	76 79	
								273	H	UNCW	59 58	
								277	H	Delaware St.	78 62	
								282	A	Winthrop	63 74	
								282	H	Winthrop	60 63	
								301	A	Presbyterian	71 60	
								301	H	Presbyterian	77 82	
								318	A	UMES	71 62	
								325	A	USC Upstate	70 62	
								325	H	USC Upstate	69 56	
LAST 10 Division I												
				343	A	Charleston So.	63 52					
				325	H	USC Upstate	69 56					
				178	A	High Point	79 86					
				282	H	Winthrop	60 63					
				133	A	Campbell	76 81					
				169	A	Radford	76 88					
				138	H	Hampton	76 90					
				159	A	Gardner-Webb	70 73					
				301	H	Presbyterian	77 82					
				258	A	UNC Asheville	54 51					

Non-Div I Games:

Longwood

■ Loss, 
 ■ Non-Conf, 
 ■ S Site, 
 ■ Home 
 ■ A Away 
 N Neutral



RPI	S	Opponent	Score	
343	A	Charleston So.	63	52
343	H	Charleston So.	84	64

L  
o  
n  
g  
w  
o  
o  
d

L  
o  
n  
g  
w  
o  
o  
d

Longwood

## Louisiana

Through Games Of March 8, 2020

Average RPI Win:	258	WON-LOST	WINNING	LAST 10	STRENGTH OF	OPP. STRENGTH	TEAM	ADJ.	CONF.	ADJ CONF.
Average RPI Loss:	162	RECORD	PCT. RANK	GAMES	SCHEDULE	OF SCHEDULE	RPI	RPI	RPI	RPI
DIV. I ONLY	15- 12	138	4-6	277	262	190	190	21	21	
DIV. I NON-CONF.	5- 4	140	0	261	270	165	165	19	19	
TOTALS	RPI 1-25	RPI 26-50	W-L RECORDS	RPI 51-100	RPI 101-150	RPI 150+				
15- 12	0- 1	1- 1	OVERALL	0- 1	0- 3	14- 6				
7- 5	0- 1	0- 1	HOME	0- 0	0- 1	7- 2				
8- 7	0- 0	1- 0	AWAY	0- 1	0- 2	7- 4				
0- 0	0- 0	0- 0	NEUTRAL	0- 0	0- 0	0- 0				
5- 4	0- 1	0- 0	NON-CONFERENCE	0- 0	0- 1	5- 2				
2- 1	0- 1	0- 0	HOME	0- 0	0- 0	2- 0				
3- 3	0- 0	0- 0	AWAY	0- 0	0- 1	3- 2				
0- 0	0- 0	0- 0	NEUTRAL	0- 0	0- 0	0- 0				
10- 8	0- 0	1- 1	CONFERENCE	0- 1	0- 2	9- 4				
5- 4	0- 0	0- 1	HOME	0- 0	0- 1	5- 2				
5- 4	0- 0	1- 0	AWAY	0- 1	0- 1	4- 2				
0- 0	0- 0	0- 0	NEUTRAL	0- 0	0- 0	0- 0				

RPI	S	Opponent	Score	RPI	S	Opponent	Score	RPI	S	Opponent	Score	RPI	S	Opponent	Score	Team's RPI: 190
11	H	Mississippi St.	48 64	44	A	Troy	79 73	96	A	Coastal Caro.	74 83	102	A	UT Arlington	52 79	
				44	H	Troy	64 67					102	H	UT Arlington	66 73	
												147	A	Sam Houston St.	73 77	
												156	A	Jackson St.	54 65	
												170	A	New Orleans	65 60	
												208	H	Little Rock	44 59	
												214	A	Appalachian St.	57 51	
												235	A	North Texas	66 69	
												238	A	South Alabama	63 78	
												238	H	South Alabama	73 68	
												244	H	Arkansas St.	83 43	
												249	A	Texas St.	73 67	
												249	H	Texas St.	70 64	
												253	H	Southeastern La.	60 50	
												266	A	Lamar University	74 63	
												288	A	Ga. Southern	67 83	
												288	H	Ga. Southern	72 60	
												299	A	Ole Miss	53 42	
												316	A	Georgia St.	75 65	
												316	H	Georgia St.	53 61	
												347	H	McNeese	75 55	
												348	A	La.-Monroe	62 49	
												348	H	La.-Monroe	68 55	
LAST 10 Division I																
				249	H	Texas St.	70 64					288	H	Ga. Southern	72 60	
				102	H	UT Arlington	66 73					316	H	Georgia St.	53 61	
				96	A	Coastal Caro.	74 83					44	H	Troy	64 67	
				214	A	Appalachian St.	57 51					238	A	South Alabama	63 78	
				348	A	La.-Monroe	62 49					208	H	Little Rock	44 59	

Non-Div I Games: Loyola (LA) 67 51 Xavier (LA) 62 49

Louisiana

Loss, Non-Conf, S Site, H Home A Away N Neutral

## Louisiana Tech

Through Games Of March 8, 2020

Average RPI Win:	254	WON-LOST	WINNING	LAST 10	STRENGTH OF	OPP. STRENGTH	TEAM	ADJ.	CONF.	ADJ CONF.
Average RPI Loss:	147	RECORD	PCT. RANK	GAMES	SCHEDULE	OF SCHEDULE	RPI	RPI	RPI	RPI
DIV. I ONLY	12- 15	208	4-6	294	156	264	264	13	13	
DIV. I NON-CONF.	6- 3	90	0	347	284	262	262	16	16	
TOTALS	RPI 1-25	RPI 26-50	W-L RECORDS	RPI 51-100	RPI 101-150	RPI 150+				
12- 15	0- 0	1- 3	OVERALL	0- 3	0- 1	11- 8				
9- 6	0- 0	1- 1	HOME	0- 1	0- 1	8- 3				
3- 9	0- 0	0- 2	AWAY	0- 2	0- 0	3- 5				
0- 0	0- 0	0- 0	NEUTRAL	0- 0	0- 0	0- 0				
6- 3	0- 0	0- 0	NON-CONFERENCE	0- 0	0- 0	6- 3				
5- 1	0- 0	0- 0	HOME	0- 0	0- 0	5- 1				
1- 2	0- 0	0- 0	AWAY	0- 0	0- 0	1- 2				
0- 0	0- 0	0- 0	NEUTRAL	0- 0	0- 0	0- 0				
6- 12	0- 0	1- 3	CONFERENCE	0- 3	0- 1	5- 5				
4- 5	0- 0	1- 1	HOME	0- 1	0- 1	3- 2				
2- 7	0- 0	0- 2	AWAY	0- 2	0- 0	2- 3				
0- 0	0- 0	0- 0	NEUTRAL	0- 0	0- 0	0- 0				

RPI 1-25				RPI 26-50				RPI 51-100				RPI 101+				Team's RPI: 264	
RPI	S	Opponent	Score	RPI	S	Opponent	Score	RPI	S	Opponent	Score	RPI	S	Opponent	Score		
				29	A	Western Ky.	67 71	54	A	Rice	47 60	101	H	UAB	51 71		
				29	H	Western Ky.	75 84	54	H	Rice	60 73	168	H	Wichita St.	80 88		
				33	A	Old Dominion	61 77	60	A	Charlotte	37 55	197	H	Memphis	83 74		
				46	H	Middle Tenn.	78 60					202	A	Fla. Atlantic	75 77		
												205	A	Southern Miss.	60 66		
												205	H	Southern Miss.	61 63		
												208	A	Little Rock	43 38		
												215	A	Houston	53 67		
												219	H	UTEP	87 80		
												235	A	North Texas	69 74		
												244	H	Arkansas St.	67 54		
												251	H	Marshall	60 50		
												253	H	Southeastern La.	92 78		
												299	A	Ole Miss	53 76		
												310	A	FIU	68 44		
												310	H	FIU	62 52		
												321	A	UTSA	69 30		
												321	H	UTSA	73 82		
												344	H	Grambling	70 66		
												347	H	McNeese	79 54		
LAST 10 Division I																	
				29	A	Western Ky.	67 71	202	A	Fla. Atlantic	75 77						
				321	A	UTSA	69 30	310	A	FIU	68 44						
				54	H	Rice	60 73	251	H	Marshall	60 50						
				310	H	FIU	62 52	29	H	Western Ky.	75 84						
				205	H	Southern Miss.	61 63	33	A	Old Dominion	61 77						

Non-Div I Games: Loyola (LA) 71 52 LSU-Alexandria 93 61

Louisiana Tech

Loss, Non-Conf, S Site, H Home A Away N Neutral

## Louisville

Through Games Of March 8, 2020

Average RPI Win:	106	WON-LOST	WINNING	LAST 10	STRENGTH OF	OPP. STRENGTH	TEAM	ADJ.	CONF.	ADJ CONF.
Average RPI Loss:	45	RECORD	PCT. RANK	GAMES	SCHEDULE	OF SCHEDULE	RPI	RPI	RPI	RPI
DIV. I ONLY	28- 4	10	7-3	22	27	7	7	5	5	
DIV. I NON-CONF.	11- 1	13	0	4	8	1	1	4	4	
TOTALS	RPI 1-25	RPI 26-50	W-L RECORDS	RPI 51-100	RPI 101-150	RPI 150+				
28- 4	4- 1	4- 2	OVERALL	8- 1	6- 0	6- 0				
13- 1	1- 0	3- 1	HOME	4- 0	2- 0	3- 0				
11- 2	2- 1	1- 0	AWAY	2- 1	3- 0	3- 0				
4- 1	1- 0	0- 1	NEUTRAL	2- 0	1- 0	0- 0				
11- 1	3- 1	2- 0	NON-CONFERENCE	2- 0	1- 0	3- 0				
5- 0	1- 0	1- 0	HOME	1- 0	0- 0	2- 0				
3- 1	1- 1	1- 0	AWAY	0- 0	0- 0	1- 0				
3- 0	1- 0	0- 0	NEUTRAL	1- 0	1- 0	0- 0				
17- 3	1- 0	2- 2	CONFERENCE	6- 1	5- 0	3- 0				
8- 1	0- 0	2- 1	HOME	3- 0	2- 0	1- 0				
8- 1	1- 0	0- 0	AWAY	2- 1	3- 0	2- 0				
1- 1	0- 0	0- 1	NEUTRAL	1- 0	0- 0	0- 0				

RPI	S	Opponent	Score	RPI	S	Opponent	Score	RPI	S	Opponent	Score	RPI	S	Opponent	Score
2	N	Oregon	72 62	26	H	Duke	60 55	62	A	Boston College	81 70	102	N	UT Arlington	76 67
16	A	NC State	66 59	29	H	Western Ky.	75 56	62	H	Boston College	68 48	115	H	Wake Forest	75 61
17	A	Ohio St.	60 67	31	H	Florida St.	59 67	68	N	Oklahoma St.	69 48	120	A	Miami (FL)	87 41
18	H	Central Mich.	76 63	31	N	Florida St.	60 62	76	H	Virginia	71 56	122	A	Notre Dame	86 54
23	A	Kentucky	67 66	40	H	Virginia Tech	70 53	79	A	Georgia Tech	58 47	122	H	Notre Dame	82 49
				48	A	UT Martin	71 63	80	H	Boise St.	98 82	149	A	North Carolina	74 67
								100	A	Syracuse	51 59	178	A	Northern Ky.	85 57
								100	H	Syracuse	62 58	207	H	Chattanooga	86 37
								100	N	Syracuse	71 46	221	A	Clemson	75 50
												239	H	Murray St.	76 40
												286	A	Pittsburgh	79 47
												286	H	Pittsburgh	83 49
LAST 10 Division I															
				31	N	Florida St.	60 62	79	A	Georgia Tech	58 47				
				100	N	Syracuse	71 46	122	H	Notre Dame	82 49				
				40	H	Virginia Tech	70 53	16	A	NC State	66 59				
				62	H	Boston College	68 48	100	A	Syracuse	51 59				
				286	A	Pittsburgh	79 47	31	H	Florida St.	59 67				

Non-Div I Games:

Louisville

■ Loss, 
■ Non-Conf, 
■ S Site, 
■ H Home 
■ A Away 
N Neutral

Average RPI Win: 244		WON-LOST	WINNING	LAST 10	STRENGTH OF	OPP. STRENGTH	TEAM	ADJ.	CONF.	ADJ CONF.
Average RPI Loss: 65		RECORD	PCT. RANK	GAMES	SCHEDULE	OF SCHEDULE	RPI	RPI	RPI	RPI
DIV. I ONLY		15- 14	160	2-8	164	122	153	153	8	8
DIV. I NON-CONF.		9- 2	37	0	297	307	122	122	7	7
TOTALS		RPI 1-25	RPI 26-50		W-L RECORDS		RPI 51-100	RPI 101-150	RPI 150+	
15- 14	0- 5	0- 2		OVERALL		1- 3	2- 4	12- 0		
7- 7	0- 3	0- 1		HOME		1- 1	1- 2	5- 0		
8- 7	0- 2	0- 1		AWAY		0- 2	1- 2	7- 0		
0- 0	0- 0	0- 0		NEUTRAL		0- 0	0- 0	0- 0		
9- 2	0- 1	0- 0		NON-CONFERENCE		0- 0	1- 1	8- 0		
3- 2	0- 1	0- 0		HOME		0- 0	0- 1	3- 0		
6- 0	0- 0	0- 0		AWAY		0- 0	1- 0	5- 0		
0- 0	0- 0	0- 0		NEUTRAL		0- 0	0- 0	0- 0		
6- 12	0- 4	0- 2		CONFERENCE		1- 3	1- 3	4- 0		
4- 5	0- 2	0- 1		HOME		1- 1	1- 1	2- 0		
2- 7	0- 2	0- 1		AWAY		0- 2	0- 2	2- 0		
0- 0	0- 0	0- 0		NEUTRAL		0- 0	0- 0	0- 0		

RPI	S	Opponent	Score	RPI	S	Opponent	Score	RPI	S	Opponent	Score	RPI	S	Opponent	Score	Team's RPI: 153
8	A	Missouri St.	61 72	50	A	Bradley	50 71	66	A	UNI	50 70	107	A	Southern Ill.	41 58	
8	H	Missouri St.	72 74	50	H	Bradley	47 60	66	H	UNI	70 73	107	H	Southern Ill.	51 49	
22	H	DePaul	76 83					74	A	Illinois St.	85 86	128	A	Portland	78 64	
25	A	Drake	52 80					74	H	Illinois St.	69 64	135	A	Valparaiso	64 66	
25	H	Drake	75 83									135	H	Valparaiso	57 70	
												143	H	Western Mich.	60 70	
												167	H	Dartmouth	61 40	
												198	A	Eastern Ill.	67 51	
												200	A	UMKC	72 67	
												252	H	Bowling Green	84 76	
												276	A	Indiana St.	58 51	
												276	H	Indiana St.	65 55	
												307	H	Vermont	78 76	
												330	A	Evansville	71 61	
												330	H	Evansville	77 47	
												332	A	Detroit Mercy	89 60	
												338	A	SIUE	63 50	
												349	A	Chicago St.	98 53	
LAST 10 Division I																
8	A	Missouri St.	61 72	50	A	Bradley	50 71	66	A	UNI	70 73	107	A	Southern Ill.	41 58	
107	A	Southern Ill.	41 58	74	A	Illinois St.	85 86	330	H	Evansville	77 47	276	H	Indiana St.	65 55	
66	H	UNI	70 73	276	H	Indiana St.	65 55	25	A	Drake	52 80					
25	H	Drake	75 83													
135	H	Valparaiso	57 70													

Non-Div I Games:

Loyola Chicago

■ Loss, 
 ■ Non-Conf, 
 ■ S Site, 
 ■ Home 
 ■ Away 
 N Neutral

Loyola Maryland

Through Games Of March 8, 2020

Average RPI Win:	241	WON-LOST	WINNING	LAST 10	STRENGTH OF	OPP. STRENGTH	TEAM	ADJ.	CONF.	ADJ CONF.
Average RPI Loss:	152	RECORD	PCT. RANK	GAMES	SCHEDULE	OF SCHEDULE	RPI	RPI	RPI	RPI
DIV. I ONLY	8- 22	303	3-7	154	173	279	279	16	16	
DIV. I NON-CONF.	3- 8	268	0	156	189	246	246	15	15	
TOTALS	RPI 1-25	RPI 26-50	W-L RECORDS	RPI 51-100	RPI 101-150	RPI 150+				
8- 22	0- 2	1- 1	OVERALL	0- 0	0- 9	7- 10				
6- 7	0- 0	1- 0	HOME	0- 0	0- 4	5- 3				
2- 14	0- 2	0- 1	AWAY	0- 0	0- 5	2- 6				
0- 1	0- 0	0- 0	NEUTRAL	0- 0	0- 0	0- 1				
3- 8	0- 2	0- 0	NON-CONFERENCE	0- 0	0- 1	3- 5				
2- 1	0- 0	0- 0	HOME	0- 0	0- 0	2- 1				
1- 6	0- 2	0- 0	AWAY	0- 0	0- 1	1- 3				
0- 1	0- 0	0- 0	NEUTRAL	0- 0	0- 0	0- 1				
5- 14	0- 0	1- 1	CONFERENCE	0- 0	0- 8	4- 5				
4- 6	0- 0	1- 0	HOME	0- 0	0- 4	3- 2				
1- 8	0- 0	0- 1	AWAY	0- 0	0- 4	1- 3				
0- 0	0- 0	0- 0	NEUTRAL	0- 0	0- 0	0- 0				

RPI 1-25				RPI 26-50				RPI 51-100				RPI 101+ Team's RPI: 279			
RPI	S	Opponent	Score	RPI	S	Opponent	Score	RPI	S	Opponent	Score	RPI	S	Opponent	Score
3	A	Maryland	45 105	47	A	Bucknell	42 66					111	A	Colgate	70 79
12	A	Northwestern	46 67	47	H	Bucknell	60 50					111	H	Colgate	74 76
												121	A	Lehigh	64 82
												121	H	Lehigh	53 55
												122	A	Notre Dame	60 84
												126	A	Holy Cross	48 66
												126	H	Holy Cross	56 64
												129	A	Boston U.	42 44
												129	H	Boston U.	39 41
												152	A	Mt. St. Mary's	75 81
												163	A	Lafayette	52 55
												163	H	Lafayette	65 76
												166	N	Wright St.	51 66
												167	H	Dartmouth	72 56
												201	A	American	44 63
												201	H	American	56 47
												202	A	Fla. Atlantic	61 72
												263	H	Howard	69 75
												274	A	Army West Point	55 75
												274	H	Army West Point	68 59
												274	H	Army West Point	65 72
												293	H	Monmouth	64 48
												303	A	Fairleigh Dickinson	75 46
												319	A	St. Francis Brooklyn	78 89
												320	A	Navy	50 44
												320	H	Navy	64 54
LAST 10 Division I															
				274	H	Army West Point	65 72			274	A	Army West Point	55 75		
				126	A	Holy Cross	48 66			111	A	Colgate	70 79		
				121	A	Lehigh	64 82			201	H	American	56 47		
				320	H	Navy	64 54			47	A	Bucknell	42 66		
				163	H	Lafayette	65 76			320	A	Navy	50 44		

Non-Div I Games:

Loyola Maryland

Loss, Non-Conf, S Site, H Home A Away N Neutral

## Maine

Through Games Of March 8, 2020

Average RPI Win: <b>255</b>	WON-LOST	WINNING	LAST 10	STRENGTH OF	OPP. STRENGTH	TEAM	ADJ.	CONF.	ADJ CONF.
Average RPI Loss: <b>120</b>	RECORD	PCT. RANK	GAMES	SCHEDULE	OF SCHEDULE	RPI	RPI	RPI	RPI
DIV. I ONLY	<b>17- 14</b>	<b>148</b>	<b>10-0</b>	<b>174</b>	<b>222</b>	<b>160</b>	<b>160</b>	<b>26</b>	<b>26</b>
DIV. I NON-CONF.	<b>3- 10</b>	<b>282</b>	<b>0</b>	<b>90</b>	<b>34</b>	<b>237</b>	<b>237</b>	<b>27</b>	<b>27</b>
TOTALS	RPI 1-25	RPI 26-50	W-L RECORDS	RPI 51-100	RPI 101-150	RPI 150+			
17- 14	0- 2	0- 3	OVERALL	1- 1	1- 3	15- 5			
11- 4	0- 0	0- 0	HOME	1- 0	1- 3	9- 1			
6- 7	0- 1	0- 1	AWAY	0- 1	0- 0	6- 4			
0- 3	0- 1	0- 2	NEUTRAL	0- 0	0- 0	0- 0			
3- 10	0- 2	0- 3	NON-CONFERENCE	0- 0	1- 3	2- 2			
2- 3	0- 0	0- 0	HOME	0- 0	1- 3	1- 0			
1- 4	0- 1	0- 1	AWAY	0- 0	0- 0	1- 2			
0- 3	0- 1	0- 2	NEUTRAL	0- 0	0- 0	0- 0			
14- 4	0- 0	0- 0	CONFERENCE	1- 1	0- 0	13- 3			
9- 1	0- 0	0- 0	HOME	1- 0	0- 0	8- 1			
5- 3	0- 0	0- 0	AWAY	0- 1	0- 0	5- 2			
0- 0	0- 0	0- 0	NEUTRAL	0- 0	0- 0	0- 0			

RPI 1-25				RPI 26-50				RPI 51-100				RPI 101+ Team's RPI: 160			
RPI	S	Opponent	Score	RPI	S	Opponent	Score	RPI	S	Opponent	Score	RPI	S	Opponent	Score
16	A	NC State	34 <b>62</b>	38	N	Dayton	49 <b>78</b>	73	A	Stony Brook	69 <b>73</b>	118	H	Green Bay	61 60
25	N	Drake	62 <b>94</b>	41	A	Drexel	57 <b>70</b>	73	H	Stony Brook	64 62	119	H	Harvard	40 <b>69</b>
				42	N	Arizona St.	31 <b>57</b>					129	H	Boston U.	49 <b>62</b>
												145	H	Northeastern	58 <b>66</b>
												155	A	Binghamton	63 <b>73</b>
												155	H	Binghamton	75 65
												167	A	Dartmouth	41 <b>57</b>
												186	A	Delaware	69 56
												212	A	UMass Lowell	57 <b>66</b>
												212	H	UMass Lowell	77 53
												212	H	UMass Lowell	67 54
												223	A	Brown	70 <b>76</b>
												265	A	New Hampshire	71 62
												265	H	New Hampshire	67 50
												297	A	UMBC	66 54
												297	H	UMBC	54 <b>74</b>
												307	A	Vermont	65 47
												307	H	Vermont	70 59
												307	H	Vermont	78 66
												314	A	Albany (NY)	65 44
												314	H	Albany (NY)	60 49
												320	H	Navy	46 41
												345	A	Hartford	69 52
												345	H	Hartford	87 73
LAST 10 Division I															
				212	H	UMass Lowell	67 54					314	A	Albany (NY)	65 44
				307	H	Vermont	78 66					212	H	UMass Lowell	77 53
				297	A	UMBC	66 54					155	H	Binghamton	75 65
				265	A	New Hampshire	71 62					307	H	Vermont	70 59
				73	H	Stony Brook	64 62					345	A	Hartford	69 52

Non-Div I Games: Husson 104 43

Maine

■ Loss, 
 ■ Non-Conf, S Site, 
 ■ Home 
 ■ Away 
 N Neutral

Average RPI Win:	275	WON-LOST	WINNING	LAST 10	STRENGTH OF	OPP. STRENGTH	TEAM	ADJ.	CONF.	ADJ CONF.
Average RPI Loss:	136	RECORD	PCT. RANK	GAMES	SCHEDULE	OF SCHEDULE	RPI	RPI	RPI	RPI
DIV. I ONLY	15- 14	160	7-3	202	270	188	188	24	24	
DIV. I NON-CONF.	3- 6	235	0	91	210	197	197	25	25	
TOTALS	RPI 1-25	RPI 26-50	W-L RECORDS	RPI 51-100	RPI 101-150	RPI 150+				
15- 14	0- 0	0- 0	OVERALL	0- 8	0- 1	15- 5				
9- 5	0- 0	0- 0	HOME	0- 3	0- 1	9- 1				
6- 9	0- 0	0- 0	AWAY	0- 5	0- 0	6- 4				
0- 0	0- 0	0- 0	NEUTRAL	0- 0	0- 0	0- 0				
3- 6	0- 0	0- 0	NON-CONFERENCE	0- 4	0- 1	3- 1				
2- 2	0- 0	0- 0	HOME	0- 1	0- 1	2- 0				
1- 4	0- 0	0- 0	AWAY	0- 3	0- 0	1- 1				
0- 0	0- 0	0- 0	NEUTRAL	0- 0	0- 0	0- 0				
12- 8	0- 0	0- 0	CONFERENCE	0- 4	0- 0	12- 4				
7- 3	0- 0	0- 0	HOME	0- 2	0- 0	7- 1				
5- 5	0- 0	0- 0	AWAY	0- 2	0- 0	5- 3				
0- 0	0- 0	0- 0	NEUTRAL	0- 0	0- 0	0- 0				

RPI 1-25			RPI 26-50			RPI 51-100			RPI 101+			Team's RPI: 188			
RPI	S	Opponent	Score	RPI	S	Opponent	Score	RPI	S	Opponent	Score	RPI	S	Opponent	Score
								53	A	Marist	74	129	H	Duquesne	65 76
								53	H	Marist	71	163	A	Lafayette	53 60
								73	A	Stony Brook	59	167	H	Dartmouth	70 58
								82	A	Villanova	63	183	A	Quinnipiac	58 70
								89	H	Fordham	51	183	H	Quinnipiac	77 62
								90	A	Nebraska	71	227	A	Fairfield	47 87
								95	A	Rider	76	227	H	Fairfield	51 38
								95	H	Rider	55	254	A	Iona	59 47
												254	H	Iona	54 32
												274	H	Army West Point	86 56
												278	A	Siena	80 50
												278	H	Siena	49 59
												291	A	Niagara	75 61
												291	H	Niagara	68 65
												293	A	Monmouth	60 62
												293	H	Monmouth	54 48
												303	A	Fairleigh Dickinson	62 61
												317	A	Saint Peter's	85 52
												317	H	Saint Peter's	68 64
												337	A	Canisius	63 56
												337	H	Canisius	68 50
LAST 10 Division I															
				293	H	Monmouth	54 48					95	H	Rider	50 55
				254	A	Iona	59 47					183	H	Quinnipiac	77 62
				227	H	Fairfield	51 38					53	A	Marist	53 74
				291	A	Niagara	75 61					278	H	Siena	49 59
				337	A	Canisius	63 56					317	H	Saint Peter's	68 64

Non-Div I Games:

Manhattan

■ Loss, 
■ Non-Conf, 
■ S Site, 
■ H Home 
■ A Away 
N Neutral



Average RPI Win:	232	WON-LOST	WINNING	LAST 10	STRENGTH OF	OPP. STRENGTH	TEAM	ADJ.	CONF.	ADJ CONF.
Average RPI Loss:	88	RECORD	PCT. RANK	GAMES	SCHEDULE	OF SCHEDULE	RPI	RPI	RPI	RPI
DIV. I ONLY	25- 4	14	10-0	213	235	53	53	24	24	
DIV. I NON-CONF.	7- 2	53	0	66	54	36	36	25	25	
TOTALS	RPI 1-25	RPI 26-50	W-L RECORDS	RPI 51-100	RPI 101-150	RPI 150+				
25- 4	0- 2	0- 0	OVERALL	1- 1	4- 0	20- 1				
12- 2	0- 1	0- 0	HOME	0- 1	1- 0	11- 0				
11- 2	0- 1	0- 0	AWAY	1- 0	2- 0	8- 1				
2- 0	0- 0	0- 0	NEUTRAL	0- 0	1- 0	1- 0				
7- 2	0- 2	0- 0	NON-CONFERENCE	0- 0	4- 0	3- 0				
3- 1	0- 1	0- 0	HOME	0- 0	1- 0	2- 0				
2- 1	0- 1	0- 0	AWAY	0- 0	2- 0	0- 0				
2- 0	0- 0	0- 0	NEUTRAL	0- 0	1- 0	1- 0				
18- 2	0- 0	0- 0	CONFERENCE	1- 1	0- 0	17- 1				
9- 1	0- 0	0- 0	HOME	0- 1	0- 0	9- 0				
9- 1	0- 0	0- 0	AWAY	1- 0	0- 0	8- 1				
0- 0	0- 0	0- 0	NEUTRAL	0- 0	0- 0	0- 0				

RPI 1-25				RPI 26-50				RPI 51-100 Team's RPI: 53				RPI 101+			
RPI	S	Opponent	Score	RPI	S	Opponent	Score	RPI	S	Opponent	Score	RPI	S	Opponent	Score
10	H	Princeton	50 62					95	A	Rider	63 58	102	A	UT Arlington	73 57
18	A	Central Mich.	54 77					95	H	Rider	72 76	118	H	Green Bay	72 60
												124	N	North Florida	69 54
												129	A	Boston U.	89 75
												172	H	Elon	63 55
												183	A	Quinnipiac	64 51
												183	H	Quinnipiac	73 60
												188	A	Manhattan	71 66
												188	H	Manhattan	74 53
												227	A	Fairfield	48 52
												227	H	Fairfield	75 45
												246	N	Lipscomb	74 63
												254	A	Iona	73 56
												254	H	Iona	59 47
												278	A	Siena	78 55
												278	H	Siena	81 69
												291	A	Niagara	94 67
												291	H	Niagara	82 57
												293	A	Monmouth	74 53
												293	H	Monmouth	76 66
												314	H	Albany (NY)	76 52
												317	A	Saint Peter's	82 60
												317	H	Saint Peter's	96 76
												337	A	Canisius	90 59
												337	H	Canisius	86 72
LAST 10 Division I															
278	H	Siena	81 69	278	A	Siena	78 55								
254	H	Iona	59 47	337	H	Canisius	86 72								
183	A	Quinnipiac	64 51	95	A	Rider	63 58								
227	H	Fairfield	75 45	188	H	Manhattan	74 53								
317	A	Saint Peter's	82 60	254	A	Iona	73 56								

Non-Div I Games:

Marist

■ Loss, 
 ■ Non-Conf, 
 ■ S Site, 
 ■ H Home 
 ■ A Away 
 N Neutral

Average RPI Win: <b>147</b>	WON-LOST	WINNING	LAST 10	STRENGTH OF	OPP. STRENGTH	TEAM	ADJ.	CONF.	ADJ CONF.
Average RPI Loss: <b>48</b>	RECORD	PCT. RANK	GAMES	SCHEDULE	OF SCHEDULE	RPI	RPI	RPI	RPI
DIV. I ONLY	<b>24- 7</b>	<b>30</b>	<b>8-2</b>	<b>61</b>	<b>72</b>	<b>24</b>	<b>24</b>	<b>6</b>	<b>6</b>
DIV. I NON-CONF.	<b>9- 2</b>	<b>37</b>	<b>0</b>	<b>45</b>	<b>95</b>	<b>31</b>	<b>31</b>	<b>6</b>	<b>6</b>
TOTALS	RPI 1-25	RPI 26-50	W-L RECORDS	RPI 51-100	RPI 101-150	RPI 150+			
24- 7	1- 3	0- 0	OVERALL	11- 4	1- 0	11- 0			
13- 2	1- 2	0- 0	HOME	7- 0	0- 0	5- 0			
8- 5	0- 1	0- 0	AWAY	2- 4	1- 0	5- 0			
3- 0	0- 0	0- 0	NEUTRAL	2- 0	0- 0	1- 0			
9- 2	0- 2	0- 0	NON-CONFERENCE	3- 0	1- 0	5- 0			
4- 2	0- 2	0- 0	HOME	2- 0	0- 0	2- 0			
4- 0	0- 0	0- 0	AWAY	1- 0	1- 0	2- 0			
1- 0	0- 0	0- 0	NEUTRAL	0- 0	0- 0	1- 0			
15- 5	1- 1	0- 0	CONFERENCE	8- 4	0- 0	6- 0			
9- 0	1- 0	0- 0	HOME	5- 0	0- 0	3- 0			
4- 5	0- 1	0- 0	AWAY	1- 4	0- 0	3- 0			
2- 0	0- 0	0- 0	NEUTRAL	2- 0	0- 0	0- 0			

RPI	S	Opponent	Score	RPI	S	Opponent	Score	RPI	S	Opponent	Score	RPI	S	Opponent	Score
11	H	Mississippi St.	68 <b>74</b>					51	A	Creighton	62 <b>72</b>	118	A	Green Bay	60 47
12	H	Northwestern	56 <b>64</b>					51	H	Creighton	52 50	187	A	Providence	60 50
22	A	DePaul	71 <b>89</b>					55	H	Belmont	53 51	187	H	Providence	85 55
22	H	DePaul	90 83					57	A	St. John's (NY)	67 57	199	A	Saint Mary's (CA)	77 63
								57	H	St. John's (NY)	94 85	216	A	Milwaukee	78 56
								57	N	St. John's (NY)	78 55	231	H	Morgan St.	70 48
								61	A	Seton Hall	60 <b>72</b>	259	A	Georgetown	76 56
								61	H	Seton Hall	81 60	259	H	Georgetown	73 51
								71	A	South Dakota St.	65 58	260	N	Tulsa	61 60
								74	H	Illinois St.	58 41	268	A	Xavier	80 60
								82	A	Villanova	47 <b>61</b>	268	H	Xavier	61 48
								82	H	Villanova	57 52	319	H	St. Francis Brooklyn	92 71
								82	N	Villanova	72 59				
								98	A	Butler	55 <b>61</b>				
								98	H	Butler	76 54				
LAST 10 Division I															
								57	N	St. John's (NY)	78 55	98	H	Butler	76 54
								82	N	Villanova	72 59	268	H	Xavier	61 48
								22	H	DePaul	90 83	57	A	St. John's (NY)	67 57
								259	A	Georgetown	76 56	61	A	Seton Hall	60 <b>72</b>
								82	A	Villanova	47 <b>61</b>	51	H	Creighton	52 50

Non-Div I Games:

Marquette

## Marshall

Through Games Of March 8, 2020

Average RPI Win:	236	WON-LOST	WINNING	LAST 10	STRENGTH OF	OPP. STRENGTH	TEAM	ADJ.	CONF.	ADJ CONF.
Average RPI Loss:	143	RECORD	PCT. RANK	GAMES	SCHEDULE	OF SCHEDULE	RPI	RPI	RPI	RPI
DIV. I ONLY	10- 17	257	5-5	217	148	251	251	13	13	
DIV. I NON-CONF.	3- 6	235	0	325	239	313	313	16	16	
TOTALS	RPI 1-25	RPI 26-50	W-L RECORDS	RPI 51-100	RPI 101-150	RPI 150+				
10- 17	0- 0	0- 6	OVERALL	0- 3	1- 0	9- 8				
6- 7	0- 0	0- 3	HOME	0- 0	1- 0	5- 4				
4- 10	0- 0	0- 3	AWAY	0- 3	0- 0	4- 4				
0- 0	0- 0	0- 0	NEUTRAL	0- 0	0- 0	0- 0				
3- 6	0- 0	0- 1	NON-CONFERENCE	0- 1	0- 0	3- 4				
2- 2	0- 0	0- 0	HOME	0- 0	0- 0	2- 2				
1- 4	0- 0	0- 1	AWAY	0- 1	0- 0	1- 2				
0- 0	0- 0	0- 0	NEUTRAL	0- 0	0- 0	0- 0				
7- 11	0- 0	0- 5	CONFERENCE	0- 2	1- 0	6- 4				
4- 5	0- 0	0- 3	HOME	0- 0	1- 0	3- 2				
3- 6	0- 0	0- 2	AWAY	0- 2	0- 0	3- 2				
0- 0	0- 0	0- 0	NEUTRAL	0- 0	0- 0	0- 0				

RPI 1-25				RPI 26-50				RPI 51-100				RPI 101+				Team's RPI: 251	
RPI	S	Opponent	Score	RPI	S	Opponent	Score	RPI	S	Opponent	Score	RPI	S	Opponent	Score		
				29	A	Western Ky.	65 79	54	A	Rice	43 81	101	H	UAB	61 56		
				29	H	Western Ky.	65 74	60	A	Charlotte	46 52	158	H	Norfolk St.	75 69		
				33	A	Old Dominion	46 57	85	A	Ohio	51 67	193	A	Towson	56 59		
				33	H	Old Dominion	54 64					202	A	Fla. Atlantic	50 68		
				46	H	Middle Tenn.	55 75					202	H	Fla. Atlantic	85 75		
				49	A	Rutgers	41 66					205	A	Southern Miss.	80 65		
												219	H	UTEP	76 66		
												231	H	Morgan St.	52 57		
												235	A	North Texas	68 59		
												235	H	North Texas	69 77		
												252	H	Bowling Green	69 82		
												264	A	Louisiana Tech	50 60		
												276	A	Indiana St.	72 60		
												310	A	FIU	59 57		
												310	H	FIU	65 68		
												321	H	UTSA	66 53		
												330	A	Evansville	62 66		
												335	H	Coppin St.	60 47		
LAST 10 Division I																	
				202	A	Fla. Atlantic	50 68	219	H	UTEP	76 66						
				310	A	FIU	59 57	321	H	UTSA	66 53						
				235	H	North Texas	69 77	264	A	Louisiana Tech	50 60						
				33	H	Old Dominion	54 64	205	A	Southern Miss.	80 65						
				29	A	Western Ky.	65 79	202	H	Fla. Atlantic	85 75						

Non-Div I Games: Alderson Broadus 85 41 Ky. Christian 89 40

Marshall

Loss, Non-Conf, S Site, H Home A Away N Neutral

Maryland

Through Games Of March 8, 2020

Average RPI Win: 104	WON-LOST	WINNING	LAST 10	STRENGTH OF	OPP. STRENGTH	TEAM	ADJ.	CONF.	ADJ CONF.
Average RPI Loss: 11	RECORD	PCT. RANK	GAMES	SCHEDULE	OF SCHEDULE	RPI	RPI	RPI	RPI
DIV. I ONLY	28- 4	10	10-0	8	2	3	3	2	2
DIV. I NON-CONF.	9- 2	37	0	86	67	38	38	1	1
TOTALS	RPI 1-25	RPI 26-50	W-L RECORDS	RPI 51-100	RPI 101-150	RPI 150+			
28- 4	8- 4	6- 0	OVERALL	3- 0	3- 0	8- 0			
14- 1	4- 1	3- 0	HOME	1- 0	2- 0	4- 0			
9- 3	2- 3	2- 0	AWAY	1- 0	1- 0	3- 0			
5- 0	2- 0	1- 0	NEUTRAL	1- 0	0- 0	1- 0			
9- 2	0- 2	1- 0	NON-CONFERENCE	1- 0	1- 0	6- 0			
5- 1	0- 1	0- 0	HOME	0- 0	1- 0	4- 0			
2- 1	0- 1	1- 0	AWAY	0- 0	0- 0	1- 0			
2- 0	0- 0	0- 0	NEUTRAL	1- 0	0- 0	1- 0			
19- 2	8- 2	5- 0	CONFERENCE	2- 0	2- 0	2- 0			
9- 0	4- 0	3- 0	HOME	1- 0	1- 0	0- 0			
7- 2	2- 2	1- 0	AWAY	1- 0	1- 0	2- 0			
3- 0	2- 0	1- 0	NEUTRAL	0- 0	0- 0	0- 0			

RPI S	Opponent	Score	RPI S	Opponent	Score	RPI S	Opponent	Score	RPI S	Opponent	Score
1	H South Carolina	54 63	30	A James Madison	70 68	55	N Belmont	90 26	103	H Michigan St.	94 53
12	A Northwestern	58 81	34	A Michigan	77 49	90	H Nebraska	87 69	144	H George Washington	88 54
12	H Northwestern	70 61	34	H Michigan	70 55	93	A Minnesota	99 44	148	A Wisconsin	85 56
14	A Indiana	79 69	45	H Purdue	88 45				183	H Quinnipiac	107 52
14	H Indiana	76 62	45	N Purdue	74 62				186	H Delaware	99 55
14	N Indiana	66 51	49	H Rutgers	79 50				204	A Illinois	79 60
15	A Iowa	61 66							220	A Penn St.	106 69
15	H Iowa	93 59							221	N Clemson	63 44
16	A NC State	59 66							279	H Loyola Maryland	105 45
17	A Ohio St.	85 65							304	H Wagner	119 56
17	H Ohio St.	72 62							316	A Georgia St.	114 41
17	N Ohio St.	82 65									
LAST 10 Division I											
	17 N Ohio St.	82 65		148 A Wisconsin	85 56						
	14 N Indiana	66 51		220 A Penn St.	106 69						
	45 N Purdue	74 62		15 H Iowa	93 59						
	93 A Minnesota	99 44		49 H Rutgers	79 50						
	45 H Purdue	88 45		14 A Indiana	79 69						

Non-Div I Games:

Maryland

Loss, Non-Conf, S Site, H Home A Away N Neutral

## Massachusetts

Through Games Of March 8, 2020

Average RPI Win:	218	WON-LOST	WINNING	LAST 10	STRENGTH OF	OPP. STRENGTH	TEAM	ADJ.	CONF.	ADJ CONF.
Average RPI Loss:	129	RECORD	PCT. RANK	GAMES	SCHEDULE	OF SCHEDULE	RPI	RPI	RPI	RPI
DIV. I ONLY	19- 11	91	5-5	251	141	150	150	12	12	
DIV. I NON-CONF.	9- 3	63	0	282	271	140	140	12	12	
TOTALS	RPI 1-25	RPI 26-50	W-L RECORDS	RPI 51-100	RPI 101-150	RPI 150+				
19- 11	0- 0	0- 1	OVERALL	0- 5	6- 1	13- 4				
11- 5	0- 0	0- 1	HOME	0- 2	3- 0	8- 2				
8- 5	0- 0	0- 0	AWAY	0- 2	3- 1	5- 2				
0- 1	0- 0	0- 0	NEUTRAL	0- 1	0- 0	0- 0				
9- 3	0- 0	0- 0	NON-CONFERENCE	0- 1	2- 0	7- 2				
5- 2	0- 0	0- 0	HOME	0- 0	1- 0	4- 2				
4- 1	0- 0	0- 0	AWAY	0- 1	1- 0	3- 0				
0- 0	0- 0	0- 0	NEUTRAL	0- 0	0- 0	0- 0				
10- 8	0- 0	0- 1	CONFERENCE	0- 4	4- 1	6- 2				
6- 3	0- 0	0- 1	HOME	0- 2	2- 0	4- 0				
4- 4	0- 0	0- 0	AWAY	0- 1	2- 1	2- 2				
0- 1	0- 0	0- 0	NEUTRAL	0- 1	0- 0	0- 0				

RPI S	Opponent	Score	RPI S	Opponent	Score	RPI S	Opponent	Score	RPI S	Opponent	Score	Team's RPI: 150
38	H Dayton	51 52	57	A St. John's (NY)	71 82	125	H Richmond	64 50				
			84	A Saint Louis	56 71	126	H Holy Cross	75 72				
			84	N Saint Louis	52 65	129	A Duquesne	81 77				
			88	H VCU	46 61	129	A Boston U.	58 45				
			89	H Fordham	64 69	140	A Davidson	70 62				
						140	H Davidson	61 48				
						144	A George Washington	47 50				
						184	H Merrimack	64 79				
						187	H Providence	63 72				
						195	H La Salle	76 62				
						209	A Rhode Island	66 69				
						209	H Rhode Island	73 53				
						212	A UMass Lowell	74 58				
						223	H Brown	95 42				
						236	A Saint Joseph's	51 47				
						236	H Saint Joseph's	61 43				
						250	A George Mason	56 73				
						254	A Iona	65 51				
						265	H New Hampshire	67 65				
						278	H Siena	61 55				
						296	A St. Bonaventure	62 52				
						296	H St. Bonaventure	72 54				
						307	A Vermont	83 49				
						345	H Hartford	74 48				
LAST 10 Division I												
			84	N Saint Louis	52 65	84	A Saint Louis	56 71				
			296	H St. Bonaventure	72 54	38	H Dayton	51 52				
			209	H Rhode Island	73 53	89	H Fordham	64 69				
			236	A Saint Joseph's	51 47	250	A George Mason	56 73				
			140	H Davidson	61 48	140	A Davidson	70 62				

Non-Div I Games: Southern Conn. St. 86 43

Massachusetts

Loss, Non-Conf, S Site, H Home A Away N Neutral

Average RPI Win: <b>333</b>	WON-LOST	WINNING	LAST 10	STRENGTH OF	OPP. STRENGTH	TEAM	ADJ.	CONF.	ADJ CONF.
Average RPI Loss: <b>200</b>	RECORD	PCT. RANK	GAMES	SCHEDULE	OF SCHEDULE	RPI	RPI	RPI	RPI
DIV. I ONLY	3- 24	334	0-10	320	276	347	347	23	23
DIV. I NON-CONF.	1- 6	318	0	149	266	307	307	24	24
TOTALS	RPI 1-25	RPI 26-50	W-L RECORDS	RPI 51-100	RPI 101-150	RPI 150+			
3- 24	0- 0	0- 1	OVERALL	0- 4	0- 2	3- 17			
3- 9	0- 0	0- 0	HOME	0- 3	0- 0	3- 6			
0- 15	0- 0	0- 1	AWAY	0- 1	0- 2	0- 11			
0- 0	0- 0	0- 0	NEUTRAL	0- 0	0- 0	0- 0			
1- 6	0- 0	0- 1	NON-CONFERENCE	0- 1	0- 1	1- 3			
1- 1	0- 0	0- 0	HOME	0- 1	0- 0	1- 0			
0- 5	0- 0	0- 1	AWAY	0- 0	0- 1	0- 3			
0- 0	0- 0	0- 0	NEUTRAL	0- 0	0- 0	0- 0			
2- 18	0- 0	0- 0	CONFERENCE	0- 3	0- 1	2- 14			
2- 8	0- 0	0- 0	HOME	0- 2	0- 0	2- 6			
0- 10	0- 0	0- 0	AWAY	0- 1	0- 1	0- 8			
0- 0	0- 0	0- 0	NEUTRAL	0- 0	0- 0	0- 0			

RPI 1-25				RPI 26-50				RPI 51-100				RPI 101+ Team's RPI: 347			
RPI	S	Opponent	Score	RPI	S	Opponent	Score	RPI	S	Opponent	Score	RPI	S	Opponent	Score
28	A	Arkansas	58 101					54	H	Rice	50 81	101	A	UAB	70 97
								77	H	A&M-Corpus Christi	59 73	147	A	Sam Houston St.	59 92
								83	A	SFA	51 82	170	A	New Orleans	59 78
								86	H	Abilene Christian	73 90	170	H	New Orleans	59 85
												190	A	Louisiana	55 75
												228	A	SMU	60 81
												237	A	Central Ark.	49 70
												237	H	Central Ark.	57 70
												253	A	Southeastern La.	48 87
												253	H	Southeastern La.	67 74
												255	A	Nicholls St.	63 79
												255	H	Nicholls St.	53 72
												264	A	Louisiana Tech	54 79
												266	A	Lamar University	70 80
												266	H	Lamar University	69 87
												267	A	Incarnate Word	56 73
												267	H	Incarnate Word	71 72
												315	A	Houston Baptist	54 56
												315	H	Houston Baptist	88 72
												336	A	Northwestern St.	60 70
												336	H	Northwestern St.	61 51
												348	H	La.-Monroe	72 69
LAST 10 Division I															
266	A	Lamar University	70 80	267	H	Incarnate Word	71 72								
255	H	Nicholls St.	53 72	336	A	Northwestern St.	60 70								
315	A	Houston Baptist	54 56	237	A	Central Ark.	49 70								
253	A	Southeastern La.	48 87	77	H	A&M-Corpus Christi	59 73								
170	H	New Orleans	59 85	266	H	Lamar University	69 87								

Non-Div I Games: Centenary (LA) 116 37 LSU-Shreveport 81 77

McNeese

Loss, Non-Conf, S Site, H Home A Away N Neutral

Average RPI Win:	206	WON-LOST	WINNING	LAST 10	STRENGTH OF	OPP. STRENGTH	TEAM	ADJ.	CONF.	ADJ CONF.
Average RPI Loss:	130	RECORD	PCT. RANK	GAMES	SCHEDULE	OF SCHEDULE	RPI	RPI	RPI	RPI
DIV. I ONLY	14- 17	199	3-7	162	112	197	197	9	9	
DIV. I NON-CONF.	9- 4	84	0	249	272	144	144	9	9	
TOTALS	RPI 1-25	RPI 26-50	W-L RECORDS	RPI 51-100	RPI 101-150	RPI 150+				
14- 17	0- 2	0- 3	OVERALL	1- 3	2- 2	11- 7				
8- 7	0- 1	0- 1	HOME	0- 2	1- 1	7- 2				
4- 8	0- 1	0- 1	AWAY	0- 0	1- 1	3- 5				
2- 2	0- 0	0- 1	NEUTRAL	1- 1	0- 0	1- 0				
9- 4	0- 0	0- 1	NON-CONFERENCE	1- 0	2- 1	6- 2				
5- 2	0- 0	0- 0	HOME	0- 0	1- 1	4- 1				
3- 1	0- 0	0- 0	AWAY	0- 0	1- 0	2- 1				
1- 1	0- 0	0- 1	NEUTRAL	1- 0	0- 0	0- 0				
5- 13	0- 2	0- 2	CONFERENCE	0- 3	0- 1	5- 5				
3- 5	0- 1	0- 1	HOME	0- 2	0- 0	3- 1				
1- 7	0- 1	0- 1	AWAY	0- 0	0- 1	1- 4				
1- 1	0- 0	0- 0	NEUTRAL	0- 1	0- 0	1- 0				

RPI	S	Opponent	Score	RPI	S	Opponent	Score	RPI	S	Opponent	Score	RPI	S	Opponent	Score	Team's RPI: 197
4	A	UConn	55 94	35	N	LSU	58 89	59	H	Cincinnati	66 73	101	H	UAB	77 52	
4	H	UConn	56 68	36	A	UCF	66 82	59	N	Cincinnati	52 94	107	A	Southern Ill.	70 66	
				36	H	UCF	59 67	65	H	South Fla.	47 68	116	A	Temple	64 78	
								75	N	Kansas St.	72 68	144	H	George Washington	63 64	
												168	A	Wichita St.	69 60	
												173	A	Tulane	55 59	
												173	H	Tulane	64 62	
												185	A	Toledo	83 76	
												208	A	Little Rock	68 50	
												215	A	Houston	65 75	
												228	A	SMU	60 69	
												228	H	SMU	57 52	
												228	N	SMU	76 65	
												233	H	Alabama A&M	79 71	
												242	A	East Carolina	65 71	
												242	H	East Carolina	57 61	
												244	H	Arkansas St.	78 50	
												260	H	Tulsa	63 44	
												264	A	Louisiana Tech	74 83	
												290	H	Eastern Ky.	60 63	
												322	H	Alcorn	57 51	
												351	H	Mississippi Val.	91 54	
LAST 10 Division I																
				59	N	Cincinnati	52 94	116	A	Temple	64 78					
				228	N	SMU	76 65	242	H	East Carolina	57 61					
				228	A	SMU	60 69	168	A	Wichita St.	69 60					
				36	H	UCF	59 67	4	A	UConn	55 94					
				65	H	South Fla.	47 68	173	H	Tulane	64 62					

Non-Div I Games:

Memphis

Average RPI Win: <b>266</b>	WON-LOST	WINNING	LAST 10	STRENGTH OF	OPP. STRENGTH	TEAM	ADJ.	CONF.	ADJ CONF.
Average RPI Loss: <b>177</b>	RECORD	PCT. RANK	GAMES	SCHEDULE	OF SCHEDULE	RPI	RPI	RPI	RPI
DIV. I ONLY	7- 23	309	4-6	287	227	324	324	27	27
DIV. I NON-CONF.	2- 12	318	0	223	178	312	312	21	21
TOTALS	RPI 1-25	RPI 26-50	W-L RECORDS	RPI 51-100	RPI 101-150	RPI 150+			
7- 23	0- 0	0- 1	OVERALL	0- 3	0- 5	7- 14			
5- 8	0- 0	0- 1	HOME	0- 0	0- 1	5- 6			
1- 14	0- 0	0- 0	AWAY	0- 3	0- 3	1- 8			
1- 1	0- 0	0- 0	NEUTRAL	0- 0	0- 1	1- 0			
2- 12	0- 0	0- 1	NON-CONFERENCE	0- 3	0- 2	2- 6			
1- 5	0- 0	0- 1	HOME	0- 0	0- 0	1- 4			
1- 7	0- 0	0- 0	AWAY	0- 3	0- 2	1- 2			
0- 0	0- 0	0- 0	NEUTRAL	0- 0	0- 0	0- 0			
5- 11	0- 0	0- 0	CONFERENCE	0- 0	0- 3	5- 8			
4- 3	0- 0	0- 0	HOME	0- 0	0- 1	4- 2			
0- 7	0- 0	0- 0	AWAY	0- 0	0- 1	0- 6			
1- 1	0- 0	0- 0	NEUTRAL	0- 0	0- 1	1- 0			

RPI S	Opponent	Score	RPI S	Opponent	Score	RPI S	Opponent	Score	RPI S	Opponent	Score	Team's RPI: 324
29	H Western Ky.	62 75	52	A Yale	60 68	117	A Columbia	48 77				
			66	A Georgia	60 76	139	A Florida	50 71				
			72	A Alabama	56 111	142	A UNC Greensboro	51 67				
						142	H UNC Greensboro	50 60				
						142	N UNC Greensboro	73 75				
						151	A Samford	64 72				
						151	H Samford	54 60				
						159	H Gardner-Webb	62 65				
						161	H Jacksonville	83 87				
						196	A Furman	49 62				
						196	H Furman	61 55				
						207	A Chattanooga	52 58				
						207	H Chattanooga	55 48				
						207	N Chattanooga	63 55				
						214	A Appalachian St.	68 77				
						221	H Clemson	61 65				
						222	A Kennesaw St.	64 92				
						271	A Wofford	49 77				
						271	H Wofford	54 53				
						287	A ETSU	54 56				
						287	H ETSU	66 72				
						288	H Ga. Southern	62 52				
						290	H Eastern Ky.	60 61				
						342	A Western Caro.	40 51				
						342	H Western Caro.	60 54				
						350	A South Carolina St.	66 55				
LAST 10 Division I												
			142	N UNC Greensboro	73 75	207	A Chattanooga	52 58				
			207	N Chattanooga	63 55	151	H Samford	54 60				
			142	H UNC Greensboro	50 60	196	H Furman	61 55				
			342	H Western Caro.	60 54	271	H Wofford	54 53				
			287	A ETSU	54 56	342	A Western Caro.	40 51				

Non-Div I Games: LaGrange 74 47

Mercer

■ Loss, 
 ■ Non-Conf, 
 ■ S Site, 
 ■ H Home 
 ■ A Away 
 N Neutral



Merrimack

Through Games Of March 8, 2020

Average RPI Win:	283	WON-LOST	WINNING	LAST 10	STRENGTH OF	OPP. STRENGTH	TEAM	ADJ.	CONF.	ADJ CONF.
Average RPI Loss:	181	RECORD	PCT. RANK	GAMES	SCHEDULE	OF SCHEDULE	RPI	RPI	RPI	RPI
DIV. I ONLY	18- 9	71	8-2	331	337	184	184	30	30	
DIV. I NON-CONF.	5- 4	140	0	242	237	170	170	30	30	
TOTALS	RPI 1-25	RPI 26-50	W-L RECORDS	RPI 51-100	RPI 101-150	RPI 150+				
18- 9	0- 0	0- 0	OVERALL	0- 0	1- 4	17- 5				
10- 3	0- 0	0- 0	HOME	0- 0	0- 2	10- 1				
8- 6	0- 0	0- 0	AWAY	0- 0	1- 2	7- 4				
0- 0	0- 0	0- 0	NEUTRAL	0- 0	0- 0	0- 0				
5- 4	0- 0	0- 0	NON-CONFERENCE	0- 0	1- 2	4- 2				
3- 1	0- 0	0- 0	HOME	0- 0	0- 1	3- 0				
2- 3	0- 0	0- 0	AWAY	0- 0	1- 1	1- 2				
0- 0	0- 0	0- 0	NEUTRAL	0- 0	0- 0	0- 0				
13- 5	0- 0	0- 0	CONFERENCE	0- 0	0- 2	13- 3				
7- 2	0- 0	0- 0	HOME	0- 0	0- 1	7- 1				
6- 3	0- 0	0- 0	AWAY	0- 0	0- 1	6- 2				
0- 0	0- 0	0- 0	NEUTRAL	0- 0	0- 0	0- 0				

RPI 1-25			RPI 26-50			RPI 51-100			RPI 101+ Team's RPI: 184		
RPI	S	Opponent	Score	RPI	S	Opponent	Score	RPI	S	Opponent	Score
								114	A	Robert Morris	50 72
								114	H	Robert Morris	62 68
								121	H	Lehigh	68 72
								126	A	Holy Cross	42 68
								150	A	Massachusetts	79 64
								152	A	Mt. St. Mary's	53 62
								152	H	Mt. St. Mary's	76 55
								167	A	Dartmouth	52 57
								204	A	Illinois	72 75
								212	H	UMass Lowell	73 50
								223	A	Brown	72 57
								265	H	New Hampshire	64 54
								269	A	Saint Francis (PA)	71 56
								298	A	Sacred Heart	60 63
								298	H	Sacred Heart	59 45
								303	A	Fairleigh Dickinson	84 66
								303	H	Fairleigh Dickinson	62 51
								304	H	Wagner	55 44
								307	H	Vermont	78 53
								319	A	St. Francis Brooklyn	72 54
								319	H	St. Francis Brooklyn	80 54
								323	A	Bryant	61 53
								323	H	Bryant	78 66
								333	A	LIU Brooklyn	66 63
								333	H	LIU Brooklyn	60 68
								346	A	Central Conn. St.	65 56
LAST 10 Division I											
								319	A	St. Francis Brooklyn	72 54
								303	A	Fairleigh Dickinson	84 66
								333	A	LIU Brooklyn	66 63
								319	H	St. Francis Brooklyn	80 54
								333	H	LIU Brooklyn	60 68
								346	A	Central Conn. St.	65 56

Non-Div I Games: Eastern Nazarene 82 50 Fisher 81 42

Merrimack

Loss, Non-Conf, S Site, H Home A Away N Neutral

RPI	S	Opponent	Score
346	H	Central Conn. St.	56 46

M  
e  
r  
r  
i  
m  
a  
c  
k

M  
e  
r  
r  
i  
m  
a  
c  
k

Merrimack

Average RPI Win:	160	WON-LOST	WINNING	LAST 10	STRENGTH OF	OPP. STRENGTH	TEAM	ADJ.	CONF.	ADJ CONF.
Average RPI Loss:	61	RECORD	PCT. RANK	GAMES	SCHEDULE	OF SCHEDULE	RPI	RPI	RPI	RPI
DIV. I ONLY	15- 15	174	4-6	43	61	120	120	5	5	
DIV. I NON-CONF.	8- 3	68	0	21	113	48	48	4	4	
TOTALS	RPI 1-25	RPI 26-50	W-L RECORDS	RPI 51-100	RPI 101-150	RPI 150+				
15- 15	0- 5	0- 4	OVERALL	3- 3	4- 2	8- 1				
12- 6	0- 4	0- 2	HOME	3- 0	3- 0	6- 0				
2- 8	0- 1	0- 2	AWAY	0- 3	1- 2	1- 0				
1- 1	0- 0	0- 0	NEUTRAL	0- 0	0- 0	1- 1				
8- 3	0- 3	0- 0	NON-CONFERENCE	1- 0	2- 0	5- 0				
7- 2	0- 2	0- 0	HOME	1- 0	2- 0	4- 0				
0- 1	0- 1	0- 0	AWAY	0- 0	0- 0	0- 0				
1- 0	0- 0	0- 0	NEUTRAL	0- 0	0- 0	1- 0				
7- 12	0- 2	0- 4	CONFERENCE	2- 3	2- 2	3- 1				
5- 4	0- 2	0- 2	HOME	2- 0	1- 0	2- 0				
2- 7	0- 0	0- 2	AWAY	0- 3	1- 2	1- 0				
0- 1	0- 0	0- 0	NEUTRAL	0- 0	0- 0	0- 1				

RPI	S	Opponent	Score	RPI	S	Opponent	Score	RPI	S	Opponent	Score	RPI	S	Opponent	Score	Team's RPI: 120
7	H	Louisville	41 87	26	H	Duke	55 74	62	A	Boston College	64 75	106	H	Washington St.	74 68	
14	H	Indiana	45 58	31	A	Florida St.	61 79	76	A	Virginia	64 69	115	A	Wake Forest	79 63	
16	H	NC State	48 50	31	H	Florida St.	62 73	78	H	IUPUI	74 65	115	H	Wake Forest	59 56	
20	H	Oregon St.	53 75	40	A	Virginia Tech	45 69	79	A	Georgia Tech	54 61	122	A	Notre Dame	53 76	
22	A	DePaul	83 89					79	H	Georgia Tech	54 49	124	H	North Florida	78 55	
								100	H	Syracuse	77 62	149	A	North Carolina	58 78	
												155	H	Binghamton	79 56	
												156	H	Jackson St.	83 68	
												164	N	N.C. A&T	68 67	
												221	A	Clemson	63 48	
												221	H	Clemson	68 64	
												221	N	Clemson	56 71	
												225	H	Miami (OH)	80 62	
												258	H	UNC Asheville	75 46	
												286	H	Pittsburgh	73 54	
LAST 10 Division I																
		221 N Clemson	56 71			221 A Clemson	63 48									
		286 H Pittsburgh	73 54			76 A Virginia	64 69									
		115 A Wake Forest	79 63			26 H Duke	55 74									
		62 A Boston College	64 75			40 A Virginia Tech	45 69									
		16 H NC State	48 50			79 H Georgia Tech	54 49									

Non-Div I Games:

Miami (FL)

■ Loss, 
 ■ Non-Conf, 
 ■ S Site, 
 ■ H Home 
 ■ A Away 
 N Neutral

## Miami (OH)

## Through Games Of March 8, 2020

Average RPI Win:	254	WON-LOST	WINNING	LAST 10	STRENGTH OF	OPP. STRENGTH	TEAM	ADJ.	CONF.	ADJ CONF.
Average RPI Loss:	103	RECORD	PCT. RANK	GAMES	SCHEDULE	OF SCHEDULE	RPI	RPI	RPI	RPI
DIV. I ONLY	10- 19	270	2-8	170	116	225	225	10	10	
DIV. I NON-CONF.	6- 5	151	0	267	203	148	148	10	10	
TOTALS	RPI 1-25	RPI 26-50	W-L RECORDS	RPI 51-100	RPI 101-150	RPI 150+				
10- 19	0- 3	0- 1	OVERALL	0- 7	1- 3	9- 5				
5- 6	0- 1	0- 0	HOME	0- 2	1- 1	4- 2				
4- 12	0- 2	0- 1	AWAY	0- 4	0- 2	4- 3				
1- 1	0- 0	0- 0	NEUTRAL	0- 1	0- 0	1- 0				
6- 5	0- 1	0- 1	NON-CONFERENCE	0- 2	0- 1	6- 0				
2- 0	0- 0	0- 0	HOME	0- 0	0- 0	2- 0				
3- 4	0- 1	0- 1	AWAY	0- 1	0- 1	3- 0				
1- 1	0- 0	0- 0	NEUTRAL	0- 1	0- 0	1- 0				
4- 14	0- 2	0- 0	CONFERENCE	0- 5	1- 2	3- 5				
3- 6	0- 1	0- 0	HOME	0- 2	1- 1	2- 2				
1- 8	0- 1	0- 0	AWAY	0- 3	0- 1	1- 3				
0- 0	0- 0	0- 0	NEUTRAL	0- 0	0- 0	0- 0				

RPI	S	Opponent	Score	RPI	S	Opponent	Score	RPI	S	Opponent	Score	RPI	S	Opponent	Score	Team's RPI: 225
18	A	Central Mich.	70 76	50	A	Bradley	68 79	58	A	Ball St.	63 80	110	A	Buffalo	72 88	
18	H	Central Mich.	87 99					59	A	Cincinnati	68 98	110	H	Buffalo	72 86	
22	A	DePaul	79 98					85	A	Ohio	78 92	120	A	Miami (FL)	62 80	
								85	H	Ohio	70 84	143	H	Western Mich.	70 67	
								97	A	Kent St.	75 80	165	A	Akron	62 70	
								97	H	Kent St.	75 78	165	H	Akron	62 75	
								99	N	Liberty	53 65	171	A	Northern Ill.	84 86	
												171	H	Northern Ill.	66 64	
												181	A	Eastern Mich.	53 80	
												185	H	Toledo	92 83	
												238	A	South Alabama	76 73	
												252	A	Bowling Green	80 59	
												252	H	Bowling Green	69 82	
												286	A	Pittsburgh	80 71	
												290	A	Eastern Ky.	75 57	
												302	N	Prairie View	65 52	
												330	H	Evansville	72 64	
												341	H	UIC	85 35	
LAST 10 Division I																
85	A	Ohio	78 92	85	H	Ohio	70 84									
252	H	Bowling Green	69 82	171	A	Northern Ill.	84 86									
165	H	Akron	62 75	18	H	Central Mich.	87 99									
110	A	Buffalo	72 88	185	H	Toledo	92 83									
97	A	Kent St.	75 80	143	H	Western Mich.	70 67									

Non-Div I Games: Tiffin 83 51

Miami (OH)

Loss, Non-Conf, S Site, H Home A Away N Neutral



## Michigan St.

Through Games Of March 8, 2020

Average RPI Win:	159	WON-LOST	WINNING	LAST 10	STRENGTH OF	OPP. STRENGTH	TEAM	ADJ.	CONF.	ADJ CONF.
Average RPI Loss:	48	RECORD	PCT. RANK	GAMES	SCHEDULE	OF SCHEDULE	RPI	RPI	RPI	RPI
DIV. I ONLY	16- 14	155	5-5	80	10	103	103	2	2	
DIV. I NON-CONF.	7- 4	100	0	286	50	175	175	1	1	
TOTALS	RPI 1-25	RPI 26-50	W-L RECORDS	RPI 51-100	RPI 101-150	RPI 150+				
16- 14	1- 5	3- 6	OVERALL	3- 2	2- 0	7- 1				
11- 3	1- 1	1- 2	HOME	2- 0	1- 0	6- 0				
4- 7	0- 4	2- 2	AWAY	0- 0	1- 0	1- 1				
1- 4	0- 0	0- 2	NEUTRAL	1- 2	0- 0	0- 0				
7- 4	0- 0	0- 2	NON-CONFERENCE	1- 2	1- 0	5- 0				
5- 0	0- 0	0- 0	HOME	0- 0	0- 0	5- 0				
1- 1	0- 0	0- 1	AWAY	0- 0	1- 0	0- 0				
1- 3	0- 0	0- 1	NEUTRAL	1- 2	0- 0	0- 0				
9- 10	1- 5	3- 4	CONFERENCE	2- 0	1- 0	2- 1				
6- 3	1- 1	1- 2	HOME	2- 0	1- 0	1- 0				
3- 6	0- 4	2- 1	AWAY	0- 0	0- 0	1- 1				
0- 1	0- 0	0- 1	NEUTRAL	0- 0	0- 0	0- 0				

RPI 1-25				RPI 26-50				RPI 51-100				RPI 101+				Team's RPI: 103	
RPI	S	Opponent	Score	RPI	S	Opponent	Score	RPI	S	Opponent	Score	RPI	S	Opponent	Score		
3	A	Maryland	53 94	31	A	Florida St.	68 78	70	N	West Virginia	57 63	122	A	Notre Dame	72 69		
12	A	Northwestern	55 85	34	A	Michigan	69 89	75	N	Kansas St.	65 60	148	H	Wisconsin	69 52		
12	H	Northwestern	48 76	34	H	Michigan	57 65	90	H	Nebraska	78 70	181	H	Eastern Mich.	85 50		
14	A	Indiana	67 79	35	N	LSU	56 58	93	H	Minnesota	66 54	204	A	Illinois	72 58		
15	A	Iowa	57 74	45	A	Purdue	65 63	100	N	Syracuse	63 77	220	A	Penn St.	73 86		
17	H	Ohio St.	68 65	45	H	Purdue	66 76					220	H	Penn St.	99 80		
				45	N	Purdue	63 72					283	H	Morehead St.	93 48		
				49	A	Rutgers	66 55					285	H	Oakland	76 56		
				49	H	Rutgers	57 53					332	H	Detroit Mercy	110 52		
												345	H	Hartford	79 34		
LAST 10 Division I																	
				45	N	Purdue	63 72	93	H	Minnesota	66 54						
				220	H	Penn St.	99 80	49	H	Rutgers	57 53						
				204	A	Illinois	72 58	12	A	Northwestern	55 85						
				34	H	Michigan	57 65	3	A	Maryland	53 94						
				45	A	Purdue	65 63	45	H	Purdue	66 76						

Non-Div I Games:

Michigan St.

■ Loss, 
■ Non-Conf, 
■ S Site, 
■ H Home 
■ A Away 
N Neutral

Average RPI Win:	178	WON-LOST	WINNING	LAST 10	STRENGTH OF	OPP. STRENGTH	TEAM	ADJ.	CONF.	ADJ CONF.
Average RPI Loss:	68	RECORD	PCT. RANK	GAMES	SCHEDULE	OF SCHEDULE	RPI	RPI	RPI	RPI
DIV. I ONLY	21- 9	61	8-2	54	101	46	46	13	13	
DIV. I NON-CONF.	8- 4	90	0	52	19	55	55	16	16	
TOTALS	RPI 1-25	RPI 26-50	W-L RECORDS	RPI 51-100	RPI 101-150	RPI 150+				
21- 9	1- 2	1- 3	OVERALL	3- 2	2- 1	14- 1				
12- 3	1- 1	1- 1	HOME	2- 0	0- 1	8- 0				
8- 4	0- 0	0- 1	AWAY	1- 2	1- 0	6- 1				
1- 2	0- 1	0- 1	NEUTRAL	0- 0	1- 0	0- 0				
8- 4	1- 2	0- 1	NON-CONFERENCE	1- 1	1- 0	5- 0				
5- 1	1- 1	0- 0	HOME	1- 0	0- 0	3- 0				
2- 1	0- 0	0- 0	AWAY	0- 1	0- 0	2- 0				
1- 2	0- 1	0- 1	NEUTRAL	0- 0	1- 0	0- 0				
13- 5	0- 0	1- 2	CONFERENCE	2- 1	1- 1	9- 1				
7- 2	0- 0	1- 1	HOME	1- 0	0- 1	5- 0				
6- 3	0- 0	0- 1	AWAY	1- 1	1- 0	4- 1				
0- 0	0- 0	0- 0	NEUTRAL	0- 0	0- 0	0- 0				

RPI 1-25				RPI 26-50				Team's RPI: 46	RPI 51-100				RPI 101+			
RPI	S	Opponent	Score	RPI	S	Opponent	Score		RPI	S	Opponent	Score	RPI	S	Opponent	Score
9	N	Gonzaga	50 62	29	A	Western Ky.	63 71		54	A	Rice	60 77	101	A	UAB	62 52
19	H	TCU	82 70	29	H	Western Ky.	108 103		55	A	Belmont	57 68	101	H	UAB	59 61
23	H	Kentucky	52 67	33	H	Old Dominion	56 67		60	A	Charlotte	79 74	112	N	Auburn	73 50
				42	N	Arizona St.	60 61		60	H	Charlotte	83 59	173	A	Tulane	64 62
									88	H	VCU	86 63	196	H	Furman	78 62
													202	H	Fla. Atlantic	81 66
													205	A	Southern Miss.	77 69
													206	H	Tennessee Tech	64 58
													219	A	UTEP	92 80
													219	H	UTEP	76 60
													235	A	North Texas	80 60
													235	H	North Texas	74 63
													242	A	East Carolina	68 66
													246	H	Lipscomb	70 49
													251	A	Marshall	75 55
													264	A	Louisiana Tech	60 78
													310	H	FIU	72 56
													321	H	UTSA	69 48
LAST 10 Division I																
				60	A	Charlotte	79 74		101	A	UAB	62 52				
				235	H	North Texas	74 63		54	A	Rice	60 77				
				29	H	Western Ky.	108 103		235	A	North Texas	80 60				
				219	A	UTEP	92 80		321	H	UTSA	69 48				
				101	H	UAB	59 61		219	H	UTEP	76 60				

Non-Div I Games:

Middle Tenn.

Average RPI Win:	256	WON-LOST	WINNING	LAST 10	STRENGTH OF	OPP. STRENGTH	TEAM	ADJ.	CONF.	ADJ CONF.
Average RPI Loss:	138	RECORD	PCT. RANK	GAMES	SCHEDULE	OF SCHEDULE	RPI	RPI	RPI	RPI
DIV. I ONLY	14- 16	189	8-2	219	223	216	216	22	22	
DIV. I NON-CONF.	2- 8	295	0	179	43	299	299	22	22	
TOTALS	RPI 1-25	RPI 26-50	W-L RECORDS	RPI 51-100	RPI 101-150	RPI 150+				
14- 16	0- 2	0- 1	OVERALL	0- 3	1- 3	13- 7				
10- 5	0- 1	0- 0	HOME	0- 1	1- 0	9- 3				
4- 11	0- 1	0- 1	AWAY	0- 2	0- 3	4- 4				
0- 0	0- 0	0- 0	NEUTRAL	0- 0	0- 0	0- 0				
2- 8	0- 2	0- 1	NON-CONFERENCE	0- 1	0- 2	2- 2				
2- 3	0- 1	0- 0	HOME	0- 0	0- 0	2- 2				
0- 5	0- 1	0- 1	AWAY	0- 1	0- 2	0- 0				
0- 0	0- 0	0- 0	NEUTRAL	0- 0	0- 0	0- 0				
12- 8	0- 0	0- 0	CONFERENCE	0- 2	1- 1	11- 5				
8- 2	0- 0	0- 0	HOME	0- 1	1- 0	7- 1				
4- 6	0- 0	0- 0	AWAY	0- 1	0- 1	4- 4				
0- 0	0- 0	0- 0	NEUTRAL	0- 0	0- 0	0- 0				

RPI 1-25				RPI 26-50				RPI 51-100				RPI 101+ Team's RPI: 216			
RPI	S	Opponent	Score	RPI	S	Opponent	Score	RPI	S	Opponent	Score	RPI	S	Opponent	Score
22	A	DePaul	65 94	45	A	Purdue	55 68	78	A	IUPUI	53 60	117	A	Columbia	46 74
24	H	Marquette	56 78					78	H	IUPUI	52 75	118	A	Green Bay	48 61
								93	A	Minnesota	61 77	118	H	Green Bay	65 60
												148	A	Wisconsin	40 71
												166	A	Wright St.	77 67
												166	H	Wright St.	60 58
												171	H	Northern Ill.	78 65
												178	A	Northern Ky.	37 61
												178	A	Northern Ky.	58 78
												178	H	Northern Ky.	49 61
												189	A	Cleveland St.	49 58
												189	H	Cleveland St.	61 57
												217	H	North Dakota	58 66
												252	H	Bowling Green	51 63
												262	A	Youngstown St.	74 62
												262	H	Youngstown St.	59 54
												285	A	Oakland	62 78
												285	H	Oakland	74 67
												285	H	Oakland	73 65
												329	H	Ark.-Pine Bluff	69 55
												332	A	Detroit Mercy	63 48
												332	H	Detroit Mercy	76 51
												341	A	UIC	66 60
												341	H	UIC	71 55
LAST 10 Division I															
178	A	Northern Ky.	58 78	78	A	IUPUI	53 60								
285	H	Oakland	73 65	332	H	Detroit Mercy	76 51								
189	H	Cleveland St.	61 57	285	H	Oakland	74 67								
262	H	Youngstown St.	59 54	118	H	Green Bay	65 60								
341	A	UIC	66 60	166	A	Wright St.	77 67								

Non-Div I Games: Wis.-Parkside 84 77

Milwaukee

■ Loss, 
 ■ Non-Conf, S Site, 
 ■ Home 
 ■ Away 
 N Neutral



Average RPI Win:	154	WON-LOST	WINNING	LAST 10	STRENGTH OF	OPP. STRENGTH	TEAM	ADJ.	CONF.	ADJ CONF.
Average RPI Loss:	47	RECORD	PCT. RANK	GAMES	SCHEDULE	OF SCHEDULE	RPI	RPI	RPI	RPI
DIV. I ONLY	16- 15	169	3-7	34	13	93	93	2	2	
DIV. I NON-CONF.	10- 1	20	0	79	176	25	25	1	1	
TOTALS	RPI 1-25	RPI 26-50	W-L RECORDS	RPI 51-100	RPI 101-150	RPI 150+				
16- 15	0- 10	3- 1	OVERALL	2- 1	4- 2	7- 1				
9- 8	0- 6	2- 1	HOME	2- 0	1- 1	4- 0				
6- 6	0- 3	1- 0	AWAY	0- 1	3- 1	2- 1				
1- 1	0- 1	0- 0	NEUTRAL	0- 0	0- 0	1- 0				
10- 1	0- 1	1- 0	NON-CONFERENCE	1- 0	3- 0	5- 0				
7- 1	0- 1	1- 0	HOME	1- 0	1- 0	4- 0				
3- 0	0- 0	0- 0	AWAY	0- 0	2- 0	1- 0				
0- 0	0- 0	0- 0	NEUTRAL	0- 0	0- 0	0- 0				
6- 14	0- 9	2- 1	CONFERENCE	1- 1	1- 2	2- 1				
2- 7	0- 5	1- 1	HOME	1- 0	0- 1	0- 0				
3- 6	0- 3	1- 0	AWAY	0- 1	1- 1	1- 1				
1- 1	0- 1	0- 0	NEUTRAL	0- 0	0- 0	1- 0				

RPI S	Opponent	Score	RPI S	Opponent	Score	RPI S	Opponent	Score	Team's RPI: 93	RPI S	Opponent	Score
3	H Maryland	44 99	34	H Michigan	52 77	63	H Montana St.	71 60		103	A Michigan St.	54 66
8	H Missouri St.	69 77	42	H Arizona St.	80 66	90	A Nebraska	58 72		121	H Lehigh	77 49
12	H Northwestern	54 56	45	A Purdue	72 59	90	H Nebraska	67 61		122	A Notre Dame	75 67
14	A Indiana	52 65	49	H Rutgers	73 71					144	A George Washington	83 50
14	H Indiana	69 75								148	A Wisconsin	73 64
15	A Iowa	82 90								148	H Wisconsin	62 72
15	H Iowa	75 76								157	H UC Davis	76 67
17	A Ohio St.	76 99								201	A American	70 53
17	H Ohio St.	63 66								204	A Illinois	71 74
17	N Ohio St.	56 77								216	H Milwaukee	77 61
										220	A Penn St.	81 74
										220	N Penn St.	85 65
										307	H Vermont	90 58
										323	H Bryant	101 56
LAST 10 Division I												
17	N Ohio St.	56 77	103	A Michigan St.	54 66							
220	N Penn St.	85 65	17	A Ohio St.	76 99							
3	H Maryland	44 99	34	H Michigan	52 77							
15	A Iowa	82 90	148	A Wisconsin	73 64							
14	H Indiana	69 75	49	H Rutgers	73 71							

Non-Div I Games:

Minnesota

Average RPI Win: 118		WON-LOST	WINNING	LAST 10	STRENGTH OF	OPP. STRENGTH	TEAM	ADJ.	CONF.	ADJ CONF.
Average RPI Loss: 29		RECORD	PCT. RANK	GAMES	SCHEDULE	OF SCHEDULE	RPI	RPI	RPI	RPI
DIV. I ONLY		27- 6	22	7-3	18	23	11	11	4	4
DIV. I NON-CONF.		12- 2	28	0	33	51	12	12	5	5
TOTALS		RPI 1-25	RPI 26-50		W-L RECORDS		RPI 51-100	RPI 101-150		RPI 150+
27- 6	3- 4	5- 0		OVERALL		5- 2	5- 0		9- 0	
12- 2	1- 0	4- 0		HOME		1- 2	2- 0		4- 0	
9- 2	1- 2	0- 0		AWAY		2- 0	2- 0		4- 0	
6- 2	1- 2	1- 0		NEUTRAL		2- 0	1- 0		1- 0	
12- 2	1- 1	2- 0		NON-CONFERENCE		2- 1	1- 0		6- 0	
5- 1	0- 0	2- 0		HOME		0- 1	0- 0		3- 0	
3- 0	1- 0	0- 0		AWAY		0- 0	0- 0		2- 0	
4- 1	0- 1	0- 0		NEUTRAL		2- 0	1- 0		1- 0	
15- 4	2- 3	3- 0		CONFERENCE		3- 1	4- 0		3- 0	
7- 1	1- 0	2- 0		HOME		1- 1	2- 0		1- 0	
6- 2	0- 2	0- 0		AWAY		2- 0	2- 0		2- 0	
2- 1	1- 1	1- 0		NEUTRAL		0- 0	0- 0		0- 0	

RPI	S	Opponent	Score	RPI	S	Opponent	Score	RPI	S	Opponent	Score	RPI	S	Opponent	Score
1	A	South Carolina	79 81	28	H	Arkansas	92 83	64	A	Tennessee	72 55	112	A	Auburn	92 85
1	N	South Carolina	62 76	35	H	LSU	64 60	65	N	South Fla.	86 61	112	H	Auburn	78 73
6	N	Stanford	62 67	35	N	LSU	79 49	66	A	Georgia	73 66	118	N	Green Bay	83 58
21	H	Texas A&M	69 57	44	H	Troy	122 82	66	H	Georgia	67 53	127	A	Vanderbilt	68 52
23	A	Kentucky	62 73	48	H	UT Martin	82 46	70	H	West Virginia	65 71	139	H	Florida	93 47
23	N	Kentucky	77 59					72	H	Alabama	64 66	156	A	Jackson St.	92 53
24	A	Marquette	74 68					76	N	Virginia	72 59	177	A	Missouri	79 64
												190	A	Louisiana	64 48
												205	H	Southern Miss.	91 58
												208	H	Little Rock	89 50
												213	N	San Francisco	73 38
												239	H	Murray St.	124 43
												299	A	Ole Miss	84 59
												299	H	Ole Miss	80 39
LAST 10 Division I															
1	N	South Carolina	62 76	72	H	Alabama	64 66								
23	N	Kentucky	77 59	112	A	Auburn	92 85								
35	N	LSU	79 49	23	A	Kentucky	62 73								
299	A	Ole Miss	84 59	21	H	Texas A&M	69 57								
28	H	Arkansas	92 83	64	A	Tennessee	72 55								

Non-Div I Games:

Mississippi St.

■ Loss, 
 ■ Non-Conf, S Site, 
 ■ Home 
 ■ Away 
 N Neutral

Average RPI Win:	342	WON-LOST	WINNING	LAST 10	STRENGTH OF	OPP. STRENGTH	TEAM	ADJ.	CONF.	ADJ CONF.
Average RPI Loss:	251	RECORD	PCT. RANK	GAMES	SCHEDULE	OF SCHEDULE	RPI	RPI	RPI	RPI
DIV. I ONLY	2- 27	349	1-9	351	351	351	351	32	32	
DIV. I NON-CONF.	1- 10	329	0	339	334	350	350	31	31	
TOTALS	RPI 1-25	RPI 26-50	W-L RECORDS	RPI 51-100	RPI 101-150	RPI 150+				
2- 27	0- 0	0- 0	OVERALL	0- 0	0- 3	2- 24				
2- 10	0- 0	0- 0	HOME	0- 0	0- 1	2- 9				
0- 16	0- 0	0- 0	AWAY	0- 0	0- 2	0- 14				
0- 1	0- 0	0- 0	NEUTRAL	0- 0	0- 0	0- 1				
1- 10	0- 0	0- 0	NON-CONFERENCE	0- 0	0- 1	1- 9				
1- 2	0- 0	0- 0	HOME	0- 0	0- 0	1- 2				
0- 7	0- 0	0- 0	AWAY	0- 0	0- 1	0- 6				
0- 1	0- 0	0- 0	NEUTRAL	0- 0	0- 0	0- 1				
1- 17	0- 0	0- 0	CONFERENCE	0- 0	0- 2	1- 15				
1- 8	0- 0	0- 0	HOME	0- 0	0- 1	1- 7				
0- 9	0- 0	0- 0	AWAY	0- 0	0- 1	0- 8				
0- 0	0- 0	0- 0	NEUTRAL	0- 0	0- 0	0- 0				

[illegible]

Non-Div I Games:

Mississippi Val.

Loss, Non-Conf, S Site, H Home A Away N Neutral

Mississippi Valley.

RPI S Opponent Score

Through Games Of March 8, 2020

RPI	S	Opponent	Score
344	A	Grambling	47 72
344	H	Grambling	68 57
348	A	La.-Monroe	66 74

Mississippi Valley.

Mississippi Val.a  
l

Average RPI Win:	<b>195</b>	WON-LOST	WINNING	LAST 10	STRENGTH OF	OPP. STRENGTH	TEAM	ADJ.	CONF.	ADJ CONF.
Average RPI Loss:	<b>77</b>	RECORD	PCT. RANK	GAMES	SCHEDULE	OF SCHEDULE	RPI	RPI	RPI	RPI
DIV. I ONLY	<b>9- 22</b>	<b>295</b>	<b>4-6</b>	<b>27</b>	<b>62</b>	<b>177</b>	<b>177</b>	<b>4</b>	<b>4</b>	
DIV. I NON-CONF.	<b>3- 10</b>	<b>282</b>	<b>0</b>	<b>44</b>	<b>120</b>	<b>241</b>	<b>241</b>	<b>5</b>	<b>5</b>	
TOTALS	RPI 1-25	RPI 26-50	W-L RECORDS	RPI 51-100	RPI 101-150	RPI 150+				
9- 22	0- 6	1- 4	OVERALL	2- 5	1- 4	5- 3				
5- 10	0- 4	1- 1	HOME	1- 2	0- 2	3- 1				
3- 9	0- 2	0- 3	AWAY	1- 2	1- 1	1- 1				
1- 3	0- 0	0- 0	NEUTRAL	0- 1	0- 1	1- 1				
3- 10	0- 2	0- 1	NON-CONFERENCE	1- 2	0- 2	2- 3				
3- 4	0- 1	0- 0	HOME	1- 2	0- 0	2- 1				
0- 4	0- 1	0- 1	AWAY	0- 0	0- 1	0- 1				
0- 2	0- 0	0- 0	NEUTRAL	0- 0	0- 1	0- 1				
6- 12	0- 4	1- 3	CONFERENCE	1- 3	1- 2	3- 0				
2- 6	0- 3	1- 1	HOME	0- 0	0- 2	1- 0				
3- 5	0- 1	0- 2	AWAY	1- 2	1- 0	1- 0				
1- 1	0- 0	0- 0	NEUTRAL	0- 1	0- 0	1- 0				

RPI 1-25				RPI 26-50				RPI 51-100				RPI 101+ Team's RPI: 177			
RPI	S	Opponent	Score	RPI	S	Opponent	Score	RPI	S	Opponent	Score	RPI	S	Opponent	Score
1	H	South Carolina	45 <b>78</b>	28	A	Arkansas	73 <b>90</b>	64	A	Tennessee	66 <b>77</b>	112	H	Auburn	82 <b>95</b>
8	A	Missouri St.	72 <b>79</b>	28	H	Arkansas	81 <b>85</b>	64	N	Tennessee	51 <b>64</b>	118	A	Green Bay	64 <b>72</b>
10	H	Princeton	33 <b>68</b>	32	A	South Dakota	56 <b>72</b>	66	A	Georgia	73 <b>65</b>	127	A	Vanderbilt	78 <b>66</b>
11	H	Mississippi St.	64 <b>79</b>	35	A	LSU	58 <b>66</b>	66	H	UNI	73 <b>78</b>	139	H	Florida	67 <b>75</b>
21	A	Texas A&M	53 <b>72</b>	35	H	LSU	69 <b>65</b>	72	A	Alabama	61 <b>73</b>	149	N	North Carolina	69 <b>82</b>
23	H	Kentucky	47 <b>62</b>					84	H	Saint Louis	83 <b>58</b>	200	A	UMKC	56 <b>59</b>
								90	H	Nebraska	85 <b>90</b>	204	H	Illinois	51 <b>58</b>
												211	H	Western Ill.	97 <b>89</b>
												229	N	New Mexico	68 <b>71</b>
												299	A	Ole Miss	71 <b>57</b>
												299	H	Ole Miss	82 <b>67</b>
												299	N	Ole Miss	64 <b>53</b>
												338	H	SIUE	68 <b>51</b>
LAST 10 Division I															
		64 N Tennessee	51 <b>64</b>			127 A Vanderbilt	78 <b>66</b>								
		299 N Ole Miss	64 <b>53</b>			139 H Florida	67 <b>75</b>								
		72 A Alabama	61 <b>73</b>			35 A LSU	58 <b>66</b>								
		112 H Auburn	82 <b>95</b>			66 A Georgia	73 <b>65</b>								
		299 H Ole Miss	82 <b>67</b>			28 H Arkansas	81 <b>85</b>								

Non-Div I Games:

Missouri

■ Loss, 
■ Non-Conf, 
■ S Site, 
■ H Home 
■ A Away 
N Neutral

Average RPI Win:	134	WON-LOST	WINNING	LAST 10	STRENGTH OF	OPP. STRENGTH	TEAM	ADJ.	CONF.	ADJ CONF.
Average RPI Loss:	53	RECORD	PCT. RANK	GAMES	SCHEDULE	OF SCHEDULE	RPI	RPI	RPI	RPI
DIV. I ONLY	25- 4	14	9-1	35	81	8	8	8	8	8
DIV. I NON-CONF.	9- 2	37	0	14	25	5	5	7	7	7
TOTALS	RPI 1-25	RPI 26-50	W-L RECORDS	RPI 51-100	RPI 101-150	RPI 150+				
25- 4	2- 2	3- 0	OVERALL	7- 1	3- 1	10- 0				
14- 0	1- 0	1- 0	HOME	3- 0	2- 0	7- 0				
11- 4	1- 2	2- 0	AWAY	4- 1	1- 1	3- 0				
0- 0	0- 0	0- 0	NEUTRAL	0- 0	0- 0	0- 0				
9- 2	0- 2	1- 0	NON-CONFERENCE	4- 0	0- 0	4- 0				
5- 0	0- 0	0- 0	HOME	1- 0	0- 0	4- 0				
4- 2	0- 2	1- 0	AWAY	3- 0	0- 0	0- 0				
0- 0	0- 0	0- 0	NEUTRAL	0- 0	0- 0	0- 0				
16- 2	2- 0	2- 0	CONFERENCE	3- 1	3- 1	6- 0				
9- 0	1- 0	1- 0	HOME	2- 0	2- 0	3- 0				
7- 2	1- 0	1- 0	AWAY	1- 1	1- 1	3- 0				
0- 0	0- 0	0- 0	NEUTRAL	0- 0	0- 0	0- 0				

RPI 1-25				RPI 26-50				RPI 51-100				RPI 101+			
RPI	S	Opponent	Score	RPI	S	Opponent	Score	RPI	S	Opponent	Score	RPI	S	Opponent	Score
9	A	Gonzaga	52 64	32	A	South Dakota	74 66	66	A	UNI	66 55	107	A	Southern Ill.	68 70
20	A	Oregon St.	69 80	50	A	Bradley	69 66	66	H	UNI	80 66	107	H	Southern Ill.	88 57
25	A	Drake	89 83	50	H	Bradley	90 56	74	A	Illinois St.	66 78	135	A	Valparaiso	81 68
25	H	Drake	69 67					74	H	Illinois St.	87 74	135	H	Valparaiso	85 70
								77	H	A&M-Corpus Christi	79 51	153	A	Loyola Chicago	74 72
								80	A	Boise St.	72 69	153	H	Loyola Chicago	72 61
								92	A	Oklahoma	96 90	168	H	Wichita St.	68 55
								93	A	Minnesota	77 69	177	H	Missouri	79 72
												191	H	Santa Clara	71 64
												200	H	UMKC	83 58
												276	A	Indiana St.	76 55
												276	H	Indiana St.	82 58
												330	A	Evansville	81 55
												330	H	Evansville	76 62
LAST 10 Division I															
153	H	Loyola Chicago	72 61	330	H	Evansville	76 62								
135	H	Valparaiso	85 70	107	H	Southern Ill.	88 57								
50	A	Bradley	69 66	25	A	Drake	89 83								
74	A	Illinois St.	66 78	66	A	UNI	66 55								
276	H	Indiana St.	82 58	74	H	Illinois St.	87 74								

Non-Div I Games: William Jewell 111 39

Missouri St.

Average RPI Win: <b>271</b>	WON-LOST	WINNING	LAST 10	STRENGTH OF	OPP. STRENGTH	TEAM	ADJ.	CONF.	ADJ CONF.
Average RPI Loss: <b>179</b>	RECORD	PCT. RANK	GAMES	SCHEDULE	OF SCHEDULE	RPI	RPI	RPI	RPI
DIV. I ONLY	8- 21	298	3-7	218	265	293	293	24	24
DIV. I NON-CONF.	3- 6	235	0	125	199	187	187	25	25
TOTALS	RPI 1-25	RPI 26-50	W-L RECORDS	RPI 51-100	RPI 101-150	RPI 150+			
8- 21	0- 1	0- 2	OVERALL	0- 4	0- 1	8- 13			
4- 8	0- 0	0- 0	HOME	0- 2	0- 0	4- 6			
3- 13	0- 1	0- 2	AWAY	0- 2	0- 1	3- 7			
1- 0	0- 0	0- 0	NEUTRAL	0- 0	0- 0	1- 0			
3- 6	0- 1	0- 2	NON-CONFERENCE	0- 0	0- 1	3- 2			
1- 1	0- 0	0- 0	HOME	0- 0	0- 0	1- 1			
1- 5	0- 1	0- 2	AWAY	0- 0	0- 1	1- 1			
1- 0	0- 0	0- 0	NEUTRAL	0- 0	0- 0	1- 0			
5- 15	0- 0	0- 0	CONFERENCE	0- 4	0- 0	5- 11			
3- 7	0- 0	0- 0	HOME	0- 2	0- 0	3- 5			
2- 8	0- 0	0- 0	AWAY	0- 2	0- 0	2- 6			
0- 0	0- 0	0- 0	NEUTRAL	0- 0	0- 0	0- 0			

RPI	S	Opponent	Score	RPI	S	Opponent	Score	RPI	S	Opponent	Score	RPI	S	Opponent	Score	Team's RPI: 293
10	A	Princeton	40 <b>52</b>	27	A	Arizona	34 <b>86</b>	53	A	Marist	66 <b>76</b>	113	A	San Diego	49 <b>57</b>	
				47	A	Bucknell	37 <b>71</b>	53	H	Marist	53 <b>74</b>	163	H	Lafayette	52 44	
								95	A	Rider	25 <b>48</b>	183	A	Quinnipiac	53 <b>60</b>	
								95	H	Rider	49 <b>50</b>	183	H	Quinnipiac	45 <b>52</b>	
												187	H	Providence	52 <b>68</b>	
												188	A	Manhattan	48 <b>54</b>	
												188	H	Manhattan	62 60	
												227	A	Fairfield	38 <b>49</b>	
												227	H	Fairfield	39 <b>40</b>	
												254	A	Iona	56 50	
												254	H	Iona	33 <b>36</b>	
												278	A	Siena	39 <b>51</b>	
												278	H	Siena	49 43	
												279	A	Loyola Maryland	48 <b>64</b>	
												291	A	Niagara	61 <b>62</b>	
												291	H	Niagara	70 <b>73</b>	
												314	A	Albany (NY)	53 41	
												317	A	Saint Peter's	81 67	
												317	H	Saint Peter's	59 57	
												337	A	Canisius	53 <b>54</b>	
												337	H	Canisius	62 <b>71</b>	
												340	N	Purdue Fort Wayne	60 46	
LAST 10 Division I																
				95	H	Rider	49 <b>50</b>	227	H	Fairfield	39 <b>40</b>					
				188	A	Manhattan	48 <b>54</b>	254	A	Iona	56 50					
				278	H	Siena	49 43	317	H	Saint Peter's	59 57					
				337	A	Canisius	53 <b>54</b>	183	H	Quinnipiac	45 <b>52</b>					
				291	A	Niagara	61 <b>62</b>	95	A	Rider	25 <b>48</b>					

Non-Div I Games:

Monmouth

■ Loss, 
 ■ Non-Conf, 
 ■ S Site, 
 ■ H Home 
 ■ A Away 
 N Neutral

Montana

Through Games Of March 8, 2020

Average RPI Win:	248	WON-LOST	WINNING	LAST 10	STRENGTH OF	OPP. STRENGTH	TEAM	ADJ.	CONF.	ADJ CONF.
Average RPI Loss:	126	RECORD	PCT. RANK	GAMES	SCHEDULE	OF SCHEDULE	RPI	RPI	RPI	RPI
DIV. I ONLY	15- 12	138	6-4	169	247	154	154	18	18	
DIV. I NON-CONF.	3- 4	201	0	24	304	109	109	17	17	
TOTALS	RPI 1-25	RPI 26-50	W-L RECORDS	RPI 51-100	RPI 101-150	RPI 150+				
15- 12	0- 0	0- 2	OVERALL	0- 3	1- 1	14- 6				
8- 5	0- 0	0- 1	HOME	0- 2	1- 0	7- 2				
7- 6	0- 0	0- 1	AWAY	0- 1	0- 1	7- 3				
0- 1	0- 0	0- 0	NEUTRAL	0- 0	0- 0	0- 1				
3- 4	0- 0	0- 2	NON-CONFERENCE	0- 1	0- 0	3- 1				
1- 2	0- 0	0- 1	HOME	0- 1	0- 0	1- 0				
2- 1	0- 0	0- 1	AWAY	0- 0	0- 0	2- 0				
0- 1	0- 0	0- 0	NEUTRAL	0- 0	0- 0	0- 1				
12- 8	0- 0	0- 0	CONFERENCE	0- 2	1- 1	11- 5				
7- 3	0- 0	0- 0	HOME	0- 1	1- 0	6- 2				
5- 5	0- 0	0- 0	AWAY	0- 1	0- 1	5- 3				
0- 0	0- 0	0- 0	NEUTRAL	0- 0	0- 0	0- 0				

RPI S	Opponent	Score	RPI S	Opponent	Score	RPI S	Opponent	Score	RPI S	Opponent	Score	Team's RPI: 154
27	H Arizona	42 77	63	A Montana St.	78 92	108	A Idaho	51 52				
32	A South Dakota	64 96	63	H Montana St.	61 66	108	H Idaho	69 60				
			69	H Fresno St.	63 76	176	A Southern Utah	81 84				
						176	H Southern Utah	81 74				
						180	A Northern Ariz.	79 71				
						180	H Northern Ariz.	70 57				
						182	A Idaho St.	59 72				
						182	H Idaho St.	53 67				
						191	N Santa Clara	58 68				
						194	A Portland St.	65 78				
						194	H Portland St.	62 55				
						226	A Northern Colo.	70 55				
						226	H Northern Colo.	58 67				
						230	A Cal St. Fullerton	71 69				
						248	H Grand Canyon	72 67				
						289	A Utah Valley	63 52				
						305	A Sacramento St.	64 60				
						305	H Sacramento St.	90 45				
						312	A Eastern Wash.	77 56				
						312	H Eastern Wash.	92 54				
						327	A Weber St.	78 46				
						327	H Weber St.	85 57				
LAST 10 Division I												
176	A Southern Utah	81 84	182	A Idaho St.	59 72							
226	A Northern Colo.	70 55	327	A Weber St.	78 46							
305	H Sacramento St.	90 45	108	H Idaho	69 60							
180	H Northern Ariz.	70 57	312	A Eastern Wash.	77 56							
63	A Montana St.	78 92	63	H Montana St.	61 66							

Non-Div I Games: Mont. St.-Northern 98 45 Mont. St. Billings 70 53

Montana

Loss, Non-Conf, S Site, H Home A Away N Neutral



Average RPI Win:	223	WON-LOST	WINNING	LAST 10	STRENGTH OF	OPP. STRENGTH	TEAM	ADJ.	CONF.	ADJ CONF.
Average RPI Loss:	78	RECORD	PCT. RANK	GAMES	SCHEDULE	OF SCHEDULE	RPI	RPI	RPI	RPI
DIV. I ONLY	21- 6	29	10-0	163	193	63	63	18	18	
DIV. I NON-CONF.	2- 5	259	0	28	55	141	141	17	17	
TOTALS	RPI 1-25	RPI 26-50	W-L RECORDS	RPI 51-100	RPI 101-150	RPI 150+				
21- 6	0- 2	0- 0	OVERALL	0- 2	1- 1	20- 1				
10- 2	0- 1	0- 0	HOME	0- 0	0- 1	10- 0				
11- 2	0- 0	0- 0	AWAY	0- 2	1- 0	10- 0				
0- 2	0- 1	0- 0	NEUTRAL	0- 0	0- 0	0- 1				
2- 5	0- 2	0- 0	NON-CONFERENCE	0- 2	0- 0	2- 1				
1- 1	0- 1	0- 0	HOME	0- 0	0- 0	1- 0				
1- 2	0- 0	0- 0	AWAY	0- 2	0- 0	1- 0				
0- 2	0- 1	0- 0	NEUTRAL	0- 0	0- 0	0- 1				
19- 1	0- 0	0- 0	CONFERENCE	0- 0	1- 1	18- 0				
9- 1	0- 0	0- 0	HOME	0- 0	0- 1	9- 0				
10- 0	0- 0	0- 0	AWAY	0- 0	1- 0	9- 0				
0- 0	0- 0	0- 0	NEUTRAL	0- 0	0- 0	0- 0				

RPI 1-25				RPI 26-50				RPI 51-100 Team's RPI: 63				RPI 101+			
RPI	S	Opponent	Score	RPI	S	Opponent	Score	RPI	S	Opponent	Score	RPI	S	Opponent	Score
9	H	Gonzaga	55 70					71	A	South Dakota St.	50 60	108	A	Idaho	62 56
21	N	Texas A&M	67 78					93	A	Minnesota	60 71	108	H	Idaho	68 69
												154	A	Montana	66 61
												154	H	Montana	92 78
												157	H	UC Davis	77 65
												168	N	Wichita St.	64 66
												176	A	Southern Utah	81 65
												176	H	Southern Utah	91 65
												180	A	Northern Ariz.	72 64
												180	H	Northern Ariz.	73 71
												182	A	Idaho St.	74 55
												182	H	Idaho St.	67 59
												194	A	Portland St.	73 62
												194	H	Portland St.	98 67
												226	A	Northern Colo.	73 63
												226	H	Northern Colo.	91 58
												305	A	Sacramento St.	85 48
												305	H	Sacramento St.	113 69
												306	A	Seattle U	73 65
												312	A	Eastern Wash.	89 85
												312	H	Eastern Wash.	79 47
												327	A	Weber St.	102 67
												327	H	Weber St.	81 52
LAST 10 Division I															
226	A	Northern Colo.	73 63	194	H	Portland St.	98 67								
176	A	Southern Utah	81 65	327	A	Weber St.	102 67								
180	H	Northern Ariz.	73 71	182	A	Idaho St.	74 55								
305	H	Sacramento St.	113 69	312	H	Eastern Wash.	79 47								
154	H	Montana	92 78	108	A	Idaho	62 56								

Non-Div I Games: Carroll (MT) 67 33 Mont. St.-Northern 93 34

Montana St.

Average RPI Win:	285	WON-LOST	WINNING	LAST 10	STRENGTH OF	OPP. STRENGTH	TEAM	ADJ.	CONF.	ADJ CONF.
Average RPI Loss:	150	RECORD	PCT. RANK	GAMES	SCHEDULE	OF SCHEDULE	RPI	RPI	RPI	RPI
DIV. I ONLY	8- 20	296	2-8	197	237	283	283	20	20	
DIV. I NON-CONF.	2- 8	295	0	65	139	252	252	23	23	
TOTALS	RPI 1-25	RPI 26-50	W-L RECORDS	RPI 51-100	RPI 101-150	RPI 150+				
8- 20	0- 2	0- 2	OVERALL	0- 3	0- 2	8- 11				
5- 8	0- 0	0- 1	HOME	0- 2	0- 0	5- 5				
3- 12	0- 2	0- 1	AWAY	0- 1	0- 2	3- 6				
0- 0	0- 0	0- 0	NEUTRAL	0- 0	0- 0	0- 0				
2- 8	0- 2	0- 1	NON-CONFERENCE	0- 0	0- 2	2- 3				
2- 2	0- 0	0- 0	HOME	0- 0	0- 0	2- 2				
0- 6	0- 2	0- 1	AWAY	0- 0	0- 2	0- 1				
0- 0	0- 0	0- 0	NEUTRAL	0- 0	0- 0	0- 0				
6- 12	0- 0	0- 1	CONFERENCE	0- 3	0- 0	6- 8				
3- 6	0- 0	0- 1	HOME	0- 2	0- 0	3- 3				
3- 6	0- 0	0- 0	AWAY	0- 1	0- 0	3- 5				
0- 0	0- 0	0- 0	NEUTRAL	0- 0	0- 0	0- 0				

RPI 1-25				RPI 26-50				RPI 51-100				RPI 101+ Team's RPI: 283			
RPI	S	Opponent	Score	RPI	S	Opponent	Score	RPI	S	Opponent	Score	RPI	S	Opponent	Score
5	A	Baylor	47 94	38	A	Dayton	41 58	55	A	Belmont	62 71	103	A	Michigan St.	48 93
23	A	Kentucky	54 79	48	H	UT Martin	64 82	55	H	Belmont	56 63	135	A	Valparaiso	53 55
								87	H	Southeast Mo. St.	61 67	164	H	N.C. A&T	56 74
												169	H	Radford	73 62
												174	A	Austin Peay	65 70
												198	A	Eastern Ill.	62 67
												198	H	Eastern Ill.	51 57
												206	A	Tennessee Tech	75 82
												206	H	Tennessee Tech	55 75
												224	H	Stetson	55 58
												239	A	Murray St.	75 83
												247	A	Jacksonville St.	69 55
												247	H	Jacksonville St.	67 48
												252	A	Bowling Green	65 79
												269	H	Saint Francis (PA)	65 54
												290	A	Eastern Ky.	58 64
												290	H	Eastern Ky.	47 68
												334	A	Tennessee St.	84 47
												334	H	Tennessee St.	69 60
												338	A	SIUE	63 55
												338	H	SIUE	75 69
LAST 10 Division I															
290	A	Eastern Ky.	58 64	290	H	Eastern Ky.	47 68								
174	A	Austin Peay	65 70	198	A	Eastern Ill.	62 67								
334	H	Tennessee St.	69 60	338	A	SIUE	63 55								
55	H	Belmont	56 63	48	H	UT Martin	64 82								
239	A	Murray St.	75 83	87	H	Southeast Mo. St.	61 67								

Non-Div I Games: Asbury 107 55 Midway 107 55

Morehead St.

Loss, Non-Conf, S Site, H Home A Away N Neutral

Average RPI Win:	282	WON-LOST	WINNING	LAST 10	STRENGTH OF	OPP. STRENGTH	TEAM	ADJ.	CONF.	ADJ CONF.
Average RPI Loss:	192	RECORD	PCT. RANK	GAMES	SCHEDULE	OF SCHEDULE	RPI	RPI	RPI	RPI
DIV. I ONLY	14- 13	159	8-2	343	299	231	231	29	29	
DIV. I NON-CONF.	2- 9	304	0	253	204	303	303	29	29	
TOTALS	RPI 1-25	RPI 26-50	W-L RECORDS	RPI 51-100	RPI 101-150	RPI 150+				
14- 13	0- 1	0- 1	OVERALL	0- 2	0- 1	14- 8				
8- 1	0- 0	0- 0	HOME	0- 0	0- 0	8- 1				
6- 10	0- 1	0- 1	AWAY	0- 1	0- 1	6- 6				
0- 2	0- 0	0- 0	NEUTRAL	0- 1	0- 0	0- 1				
2- 9	0- 1	0- 1	NON-CONFERENCE	0- 2	0- 0	2- 5				
1- 0	0- 0	0- 0	HOME	0- 0	0- 0	1- 0				
1- 7	0- 1	0- 1	AWAY	0- 1	0- 0	1- 4				
0- 2	0- 0	0- 0	NEUTRAL	0- 1	0- 0	0- 1				
12- 4	0- 0	0- 0	CONFERENCE	0- 0	0- 1	12- 3				
7- 1	0- 0	0- 0	HOME	0- 0	0- 0	7- 1				
5- 3	0- 0	0- 0	AWAY	0- 0	0- 1	5- 2				
0- 0	0- 0	0- 0	NEUTRAL	0- 0	0- 0	0- 0				

RPI 1-25				RPI 26-50				RPI 51-100				RPI 101+ Team's RPI: 231			
RPI	S	Opponent	Score	RPI	S	Opponent	Score	RPI	S	Opponent	Score	RPI	S	Opponent	Score
24	A	Marquette	48 70	34	A	Michigan	48 80	73	N	Stony Brook	56 63	109	A	Bethune-Cookman	65 74
								90	A	Nebraska	55 78	158	A	Norfolk St.	57 64
												158	H	Norfolk St.	73 55
												164	H	N.C. A&T	42 38
												165	N	Akron	45 52
												249	H	Texas St.	72 62
												251	A	Marshall	57 52
												263	A	Howard	68 52
												263	H	Howard	74 67
												277	A	Delaware St.	61 69
												277	H	Delaware St.	61 41
												294	H	N.C. Central	86 79
												297	A	UMBC	63 65
												308	A	Omaha	64 70
												317	A	Saint Peter's	77 78
												318	A	UMES	55 44
												318	H	UMES	61 71
												328	A	Hofstra	39 51
												335	A	Coppin St.	47 42
												335	H	Coppin St.	68 42
												339	A	Florida A&M	59 47
												350	A	South Carolina St.	60 47
												350	H	South Carolina St.	77 47
LAST 10 Division I															
				158	H	Norfolk St.	73 55					294	H	N.C. Central	86 79
				335	H	Coppin St.	68 42					318	H	UMES	61 71
				277	H	Delaware St.	61 41					263	A	Howard	68 52
				350	A	South Carolina St.	60 47					318	A	UMES	55 44
				158	A	Norfolk St.	57 64					335	A	Coppin St.	47 42

Non-Div I Games: Washington Adventist 84 52 Notre Dame (MD) 113 34

Morgan St.

Loss, Non-Conf, S Site, H Home A Away N Neutral

## Mt. St. Mary's

Through Games Of March 8, 2020

Average RPI Win:	272	WON-LOST	WINNING	LAST 10	STRENGTH OF	OPP. STRENGTH	TEAM	ADJ.	CONF.	ADJ CONF.
Average RPI Loss:	160	RECORD	PCT. RANK	GAMES	SCHEDULE	OF SCHEDULE	RPI	RPI	RPI	RPI
DIV. I ONLY	18- 11	99	8-2	245	303	152	152	30	30	
DIV. I NON-CONF.	4- 7	225	0	121	99	178	178	30	30	
TOTALS	RPI 1-25	RPI 26-50	W-L RECORDS	RPI 51-100	RPI 101-150	RPI 150+				
18- 11	0- 2	0- 1	OVERALL	0- 0	2- 3	16- 5				
8- 4	0- 0	0- 0	HOME	0- 0	0- 2	8- 2				
9- 6	0- 2	0- 1	AWAY	0- 0	1- 0	8- 3				
1- 1	0- 0	0- 0	NEUTRAL	0- 0	1- 1	0- 0				
4- 7	0- 2	0- 1	NON-CONFERENCE	0- 0	1- 2	3- 2				
2- 1	0- 0	0- 0	HOME	0- 0	0- 1	2- 0				
1- 5	0- 2	0- 1	AWAY	0- 0	0- 0	1- 2				
1- 1	0- 0	0- 0	NEUTRAL	0- 0	1- 1	0- 0				
14- 4	0- 0	0- 0	CONFERENCE	0- 0	1- 1	13- 3				
6- 3	0- 0	0- 0	HOME	0- 0	0- 1	6- 2				
8- 1	0- 0	0- 0	AWAY	0- 0	1- 0	7- 1				
0- 0	0- 0	0- 0	NEUTRAL	0- 0	0- 0	0- 0				

RPI 1-25				RPI 26-50				RPI 51-100				RPI 101+ Team's RPI: 152			
RPI	S	Opponent	Score	RPI	S	Opponent	Score	RPI	S	Opponent	Score	RPI	S	Opponent	Score
14	A	Indiana	52 75	33	A	Old Dominion	34 85					114	A	Robert Morris	62 59
23	A	Kentucky	44 67									114	H	Robert Morris	52 57
												121	H	Lehigh	65 66
												125	N	Richmond	75 67
												138	N	Hampton	60 68
												169	A	Radford	75 58
												184	A	Merrimack	55 76
												184	H	Merrimack	62 53
												193	A	Towson	57 73
												269	A	Saint Francis (PA)	66 55
												269	H	Saint Francis (PA)	68 44
												279	H	Loyola Maryland	81 75
												297	H	UMBC	71 61
												298	A	Sacred Heart	67 58
												303	A	Fairleigh Dickinson	69 61
												303	H	Fairleigh Dickinson	63 66
												304	A	Wagner	67 52
												304	H	Wagner	78 63
												318	A	UMES	76 78
												319	A	St. Francis Brooklyn	67 62
												319	H	St. Francis Brooklyn	69 60
												323	A	Bryant	76 70
												323	H	Bryant	67 72
												333	A	LIU Brooklyn	77 57
												333	H	LIU Brooklyn	75 57
												346	H	Central Conn. St.	72 64
LAST 10 Division I															
				303	H	Fairleigh Dickinson	63 66			304	A	Wagner	67 52		
				114	H	Robert Morris	52 57			269	H	Saint Francis (PA)	68 44		
				269	A	Saint Francis (PA)	66 55			333	A	LIU Brooklyn	77 57		
				184	H	Merrimack	62 53			319	A	St. Francis Brooklyn	67 62		
				114	A	Robert Morris	62 59			298	A	Sacred Heart	67 58		

Non-Div I Games: Frostburg St. 94 40

Mt. St. Mary's

Loss, Non-Conf, S Site, H Home A Away N Neutral

Average RPI Win:	276	WON-LOST	WINNING	LAST 10	STRENGTH OF	OPP. STRENGTH	TEAM	ADJ.	CONF.	ADJ CONF.
Average RPI Loss:	122	RECORD	PCT. RANK	GAMES	SCHEDULE	OF SCHEDULE	RPI	RPI	RPI	RPI
DIV. I ONLY	12- 16	216	4-6	258	188	239	239	20	20	
DIV. I NON-CONF.	5- 4	140	0	314	78	184	184	23	23	
TOTALS	RPI 1-25	RPI 26-50	W-L RECORDS	RPI 51-100	RPI 101-150	RPI 150+				
12- 16	0- 2	0- 3	OVERALL	1- 3	0- 1	11- 7				
8- 4	0- 0	0- 1	HOME	1- 1	0- 0	7- 2				
4- 11	0- 2	0- 1	AWAY	0- 2	0- 1	4- 5				
0- 1	0- 0	0- 1	NEUTRAL	0- 0	0- 0	0- 0				
5- 4	0- 2	0- 0	NON-CONFERENCE	0- 0	0- 1	5- 1				
2- 1	0- 0	0- 0	HOME	0- 0	0- 0	2- 1				
3- 3	0- 2	0- 0	AWAY	0- 0	0- 1	3- 0				
0- 0	0- 0	0- 0	NEUTRAL	0- 0	0- 0	0- 0				
7- 12	0- 0	0- 3	CONFERENCE	1- 3	0- 0	6- 6				
6- 3	0- 0	0- 1	HOME	1- 1	0- 0	5- 1				
1- 8	0- 0	0- 1	AWAY	0- 2	0- 0	1- 5				
0- 1	0- 0	0- 1	NEUTRAL	0- 0	0- 0	0- 0				

RPI 1-25				RPI 26-50				RPI 51-100				RPI 101+				Team's RPI: 239	
RPI	S	Opponent	Score	RPI	S	Opponent	Score	RPI	S	Opponent	Score	RPI	S	Opponent	Score		
7	A	Louisville	40 76	48	A	UT Martin	56 98	55	A	Belmont	53 70	107	A	Southern Ill.	66 76		
11	A	Mississippi St.	43 124	48	H	UT Martin	64 89	55	H	Belmont	56 86	151	H	Samford	56 84		
				48	N	UT Martin	33 88	87	A	Southeast Mo. St.	73 88	174	A	Austin Peay	61 69		
								87	H	Southeast Mo. St.	70 62	174	H	Austin Peay	60 88		
												198	A	Eastern Ill.	46 66		
												198	H	Eastern Ill.	92 87		
												206	A	Tennessee Tech	72 77		
												244	H	Arkansas St.	77 62		
												246	A	Lipscomb	67 57		
												247	A	Jacksonville St.	51 68		
												276	H	Indiana St.	70 62		
												283	H	Morehead St.	83 75		
												290	H	Eastern Ky.	66 65		
												330	A	Evansville	61 59		
												334	A	Tennessee St.	81 96		
												334	H	Tennessee St.	100 62		
												338	A	SIUE	70 61		
												338	H	SIUE	74 60		
												351	A	Mississippi Val.	72 66		
LAST 10 Division I																	
				48	N	UT Martin	33 88	283	H	Morehead St.	83 75						
				174	H	Austin Peay	60 88	174	A	Austin Peay	61 69						
				290	H	Eastern Ky.	66 65	334	A	Tennessee St.	81 96						
				338	A	SIUE	70 61	55	A	Belmont	53 70						
				198	A	Eastern Ill.	46 66	338	H	SIUE	74 60						

Non-Div I Games: Cumberland (TN) 93 60 Christian Bros. 95 59

Murray St.

Loss, Non-Conf, S Site, H Home A Away N Neutral

Average RPI Win:	270	WON-LOST	WINNING	LAST 10	STRENGTH OF	OPP. STRENGTH	TEAM	ADJ.	CONF.	ADJ CONF.
Average RPI Loss:	156	RECORD	PCT. RANK	GAMES	SCHEDULE	OF SCHEDULE	RPI	RPI	RPI	RPI
DIV. I ONLY	17- 9	80	7-3	330	275	164	164	29	29	
DIV. I NON-CONF.	6- 4	123	0	177	60	92	92	29	29	
TOTALS	RPI 1-25	RPI 26-50	W-L RECORDS	RPI 51-100	RPI 101-150	RPI 150+				
17- 9	0- 1	0- 0	OVERALL	1- 1	1- 3	15- 4				
8- 2	0- 0	0- 0	HOME	0- 0	1- 1	7- 1				
8- 6	0- 1	0- 0	AWAY	1- 1	0- 1	7- 3				
1- 1	0- 0	0- 0	NEUTRAL	0- 0	0- 1	1- 0				
6- 4	0- 1	0- 0	NON-CONFERENCE	1- 1	1- 1	4- 1				
2- 0	0- 0	0- 0	HOME	0- 0	1- 0	1- 0				
3- 3	0- 1	0- 0	AWAY	1- 1	0- 0	2- 1				
1- 1	0- 0	0- 0	NEUTRAL	0- 0	0- 1	1- 0				
11- 5	0- 0	0- 0	CONFERENCE	0- 0	0- 2	11- 3				
6- 2	0- 0	0- 0	HOME	0- 0	0- 1	6- 1				
5- 3	0- 0	0- 0	AWAY	0- 0	0- 1	5- 2				
0- 0	0- 0	0- 0	NEUTRAL	0- 0	0- 0	0- 0				

RPI 1-25				RPI 26-50				RPI 51-100				RPI 101+ Team's RPI: 164			
RPI	S	Opponent	Score	RPI	S	Opponent	Score	RPI	S	Opponent	Score	RPI	S	Opponent	Score
16	A	NC State	44 80					66	A	Georgia	54 72	109	A	Bethune-Cookman	50 70
								88	A	VCU	69 58	109	H	Bethune-Cookman	58 69
												120	N	Miami (FL)	67 68
												142	H	UNC Greensboro	57 48
												158	H	Norfolk St.	53 39
												165	A	Akron	52 64
												221	A	Clemson	82 74
												231	A	Morgan St.	38 42
												244	N	Arkansas St.	55 50
												263	H	Howard	60 55
												277	A	Delaware St.	69 45
												277	H	Delaware St.	58 53
												283	A	Morehead St.	74 56
												287	H	ETSU	80 69
												294	A	N.C. Central	52 65
												294	H	N.C. Central	80 86
												318	A	UMES	67 31
												318	H	UMES	72 57
												335	A	Coppin St.	84 38
												339	A	Florida A&M	66 49
												339	H	Florida A&M	71 44
												350	A	South Carolina St.	63 47
												350	H	South Carolina St.	66 55
LAST 10 Division I															
294	A	N.C. Central	52 65	339	A	Florida A&M	66 49								
350	A	South Carolina St.	63 47	109	A	Bethune-Cookman	50 70								
318	H	UMES	72 57	350	H	South Carolina St.	66 55								
263	H	Howard	60 55	158	H	Norfolk St.	53 39								
294	H	N.C. Central	80 86	277	H	Delaware St.	58 53								

Non-Div I Games: Saint Augustine's 75 44 Johnson &amp; Wales (NC121 61

N.C. A&amp;T

■ Loss, 
 ■ Non-Conf, S Site, 
 ■ Home 
 ■ Away 
 N Neutral

# N.C. Central

Through Games Of March 8, 2020

Average RPI Win:	281	WON-LOST	WINNING	LAST 10	STRENGTH OF	OPP. STRENGTH	TEAM	ADJ.	CONF.	ADJ CONF.
Average RPI Loss:	204	RECORD	PCT. RANK	GAMES	SCHEDULE	OF SCHEDULE	RPI	RPI	RPI	RPI
DIV. I ONLY	11- 16	229	7-3	341	317	294	294	29	29	
DIV. I NON-CONF.	2- 9	304	0	272	233	319	319	29	29	
TOTALS	RPI 1-25	RPI 26-50	W-L RECORDS	RPI 51-100	RPI 101-150	RPI 150+				
11- 16	0- 1	0- 0	OVERALL	0- 0	1- 4	10- 11				
6- 6	0- 0	0- 0	HOME	0- 0	1- 1	5- 5				
5- 9	0- 1	0- 0	AWAY	0- 0	0- 3	5- 5				
0- 1	0- 0	0- 0	NEUTRAL	0- 0	0- 0	0- 1				
2- 9	0- 1	0- 0	NON-CONFERENCE	0- 0	1- 2	1- 6				
1- 3	0- 0	0- 0	HOME	0- 0	1- 0	0- 3				
1- 5	0- 1	0- 0	AWAY	0- 0	0- 2	1- 2				
0- 1	0- 0	0- 0	NEUTRAL	0- 0	0- 0	0- 1				
9- 7	0- 0	0- 0	CONFERENCE	0- 0	0- 2	9- 5				
5- 3	0- 0	0- 0	HOME	0- 0	0- 1	5- 2				
4- 4	0- 0	0- 0	AWAY	0- 0	0- 1	4- 3				
0- 0	0- 0	0- 0	NEUTRAL	0- 0	0- 0	0- 0				

RPI S	Opponent	Score	RPI S	Opponent	Score	RPI S	Opponent	Score	RPI S	Opponent	Score	Team's RPI: 294
15	A Iowa	50 102							109	A Bethune-Cookman	52 73	
									109	H Bethune-Cookman	55 70	
									123	A California	69 90	
									133	H Campbell	67 64	
									149	A North Carolina	53 92	
									158	H Norfolk St.	75 83	
									164	A N.C. A&T	86 80	
									164	H N.C. A&T	65 52	
									178	H High Point	58 78	
									220	N Penn St.	68 92	
									231	A Morgan St.	79 86	
									240	A CSU Bakersfield	71 80	
									261	A Col. of Charleston	78 85	
									263	H Howard	89 71	
									277	A Delaware St.	54 64	
									277	H Delaware St.	60 64	
									282	H Winthrop	46 56	
									310	H FIU	58 59	
									318	A UMES	63 65	
									318	H UMES	78 70	
									333	A LIU Brooklyn	61 59	
									335	A Coppin St.	58 44	
									339	A Florida A&M	71 70	
									339	H Florida A&M	66 57	
									350	A South Carolina St.	55 49	
									350	H South Carolina St.	90 49	
LAST 10 Division I												
164	H	N.C. A&T	65	52	164	A	N.C. A&T	86	80			
109	H	Bethune-Cookman	55	70	231	A	Morgan St.	79	86			
350	A	South Carolina St.	55	49	335	A	Coppin St.	58	44			
263	H	Howard	89	71	158	H	Norfolk St.	75	83			
318	H	UMES	78	70	350	H	South Carolina St.	90	49			

Non-Div I Games: Lincoln (PA) 53 68 Washington Adventis83 48

N.C. Central

Loss, Non-Conf, S Site, H Home A Away N Neutral

Average RPI Win:	127	WON-LOST	WINNING	LAST 10	STRENGTH OF	OPP. STRENGTH	TEAM	ADJ.	CONF.	ADJ CONF.
Average RPI Loss:	65	RECORD	PCT. RANK	GAMES	SCHEDULE	OF SCHEDULE	RPI	RPI	RPI	RPI
DIV. I ONLY	28- 4	10	7-3	60	50	16	16	5	5	
DIV. I NON-CONF.	11- 0	1	0	157	89	15	15	4	4	
TOTALS	RPI 1-25	RPI 26-50	W-L RECORDS	RPI 51-100	RPI 101-150	RPI 150+				
28- 4	1- 1	6- 1	OVERALL	6- 1	4- 1	11- 0				
13- 3	1- 1	2- 1	HOME	2- 1	2- 0	6- 0				
10- 1	0- 0	2- 0	AWAY	2- 0	2- 1	4- 0				
5- 0	0- 0	2- 0	NEUTRAL	2- 0	0- 0	1- 0				
11- 0	1- 0	1- 0	NON-CONFERENCE	0- 0	0- 0	9- 0				
7- 0	1- 0	0- 0	HOME	0- 0	0- 0	6- 0				
2- 0	0- 0	0- 0	AWAY	0- 0	0- 0	2- 0				
2- 0	0- 0	1- 0	NEUTRAL	0- 0	0- 0	1- 0				
17- 4	0- 1	5- 1	CONFERENCE	6- 1	4- 1	2- 0				
6- 3	0- 1	2- 1	HOME	2- 1	2- 0	0- 0				
8- 1	0- 0	2- 0	AWAY	2- 0	2- 1	2- 0				
3- 0	0- 0	1- 0	NEUTRAL	2- 0	0- 0	0- 0				

RPI	S	Opponent	Score	RPI	S	Opponent	Score	RPI	S	Opponent	Score	RPI	S	Opponent	Score
3	H	Maryland	66 59	26	A	Duke	63 60	62	A	Boston College	72 54	115	H	Wake Forest	59 45
7	H	Louisville	59 66	26	H	Duke	65 70	62	N	Boston College	82 75	120	A	Miami (FL)	50 48
				31	H	Florida St.	68 51	76	A	Virginia	75 64	122	A	Notre Dame	90 56
				31	N	Florida St.	71 66	76	H	Virginia	80 60	149	A	North Carolina	60 66
				40	A	Virginia Tech	71 59	79	H	Georgia Tech	61 65	149	H	North Carolina	76 68
				40	H	Virginia Tech	76 69	79	N	Georgia Tech	57 48	160	H	Maine	62 34
				43	N	Texas	84 73	100	H	Syracuse	69 60	164	H	N.C. A&T	80 44
												172	H	Elon	62 49
												199	A	Saint Mary's (CA)	87 70
												207	H	Chattanooga	74 38
												210	A	Hawaii	68 59
												221	A	Clemson	79 60
												235	N	North Texas	76 65
												266	H	Lamar University	81 40
												273	H	UNCW	80 40
												286	A	Pittsburgh	88 44
LAST 10 Division I															
				31	N	Florida St.	71 66	26	H	Duke	65 70				
				62	N	Boston College	82 75	120	A	Miami (FL)	50 48				
				79	N	Georgia Tech	57 48	79	H	Georgia Tech	61 65				
				76	A	Virginia	75 64	7	H	Louisville	59 66				
				100	H	Syracuse	69 60	40	A	Virginia Tech	71 59				

Non-Div I Games:

NC State

Loss, Non-Conf, S Site, H Home A Away N Neutral



NJIT				STRENGTH OF SCHEDULE	OPP. STRENGTH OF SCHEDULE	TEAM RPI	ADJ. RPI	CONF. RPI	ADJ CONF. RPI
Average RPI Win:	276	WON-LOST RECORD	WINNING PCT. RANK						
Average RPI Loss:	171		LAST 10 GAMES						
DIV. I ONLY	4- 25	330	1-9	236	212	331	331	15	15
DIV. I NON-CONF.	3- 10	282	0	295	327	324	324	14	14
-----									
TOTALS	RPI 1-25	RPI 26-50	W-L RECORDS	RPI 51-100	RPI 101-150	RPI 150+			
4- 25	0- 0	0- 2	OVERALL	0- 4	1- 5	3- 14			
3- 10	0- 0	0- 1	HOME	0- 2	1- 2	2- 5			
1- 15	0- 0	0- 1	AWAY	0- 2	0- 3	1- 9			
0- 0	0- 0	0- 0	NEUTRAL	0- 0	0- 0	0- 0			
3- 10	0- 0	0- 0	NON-CONFERENCE	0- 2	0- 2	3- 6			
2- 3	0- 0	0- 0	HOME	0- 1	0- 1	2- 1			
1- 7	0- 0	0- 0	AWAY	0- 1	0- 1	1- 5			
0- 0	0- 0	0- 0	NEUTRAL	0- 0	0- 0	0- 0			
1- 15	0- 0	0- 2	CONFERENCE	0- 2	1- 3	0- 8			
1- 7	0- 0	0- 1	HOME	0- 1	1- 1	0- 4			
0- 8	0- 0	0- 1	AWAY	0- 1	0- 2	0- 4			
0- 0	0- 0	0- 0	NEUTRAL	0- 0	0- 0	0- 0			

RPI 1-25				RPI 26-50				RPI 51-100				RPI 101+				Team's RPI: 331	
RPI	S	Opponent	Score	RPI	S	Opponent	Score	RPI	S	Opponent	Score	RPI	S	Opponent	Score		
				37	A	FGCU	39 82	56	H	Penn	51 85	111	H	Colgate	52 79		
				37	H	FGCU	39 68	94	A	Colorado	57 80	117	A	Columbia	43 99		
								99	A	Liberty	48 66	124	A	North Florida	48 71		
								99	H	Liberty	53 67	124	H	North Florida	60 56		
												137	A	North Ala.	45 90		
												137	H	North Ala.	55 57		
												155	A	Binghamton	40 75		
												161	A	Jacksonville	67 88		
												161	H	Jacksonville	54 66		
												192	A	Cornell	44 68		
												222	A	Kennesaw St.	62 85		
												222	H	Kennesaw St.	64 77		
												224	A	Stetson	49 72		
												224	H	Stetson	49 68		
												246	A	Lipscomb	66 68		
												246	H	Lipscomb	57 65		
												270	A	Air Force	48 68		
												303	H	Fairleigh Dickinson	59 68		
												304	A	Wagner	59 61		
												307	A	Vermont	59 65		
												317	H	Saint Peter's	76 73		
												319	H	St. Francis Brooklyn	88 69		
												345	A	Hartford	61 52		
-----																	
LAST 10 Division I																	
				137	A	North Ala.	45 90	99	A	Liberty	48 66						
				222	A	Kennesaw St.	62 85	124	H	North Florida	60 56						
				224	H	Stetson	49 68	161	H	Jacksonville	54 66						
				37	H	FGCU	39 68	137	H	North Ala.	55 57						
				246	A	Lipscomb	66 68	224	A	Stetson	49 72						

Non-Div I Games:

NJIT

■ Loss, 
 ■ Non-Conf, 
 ■ S Site, 
 ■ H Home 
 ■ A Away 
 N Neutral

Average RPI Win: <b>219</b>	WON-LOST	WINNING	LAST 10	STRENGTH OF	OPP. STRENGTH	TEAM	ADJ.	CONF.	ADJ CONF.
Average RPI Loss: <b>175</b>	RECORD	PCT. RANK	GAMES	SCHEDULE	OF SCHEDULE	RPI	RPI	RPI	RPI
DIV. I ONLY	<b>6- 23</b>	<b>318</b>	<b>0-10</b>	<b>244</b>	<b>180</b>	<b>320</b>	<b>320</b>	<b>16</b>	<b>16</b>
DIV. I NON-CONF.	<b>4- 6</b>	<b>212</b>	<b>0</b>	<b>322</b>	<b>251</b>	<b>290</b>	<b>290</b>	<b>15</b>	<b>15</b>
TOTALS	RPI 1-25	RPI 26-50	W-L RECORDS	RPI 51-100	RPI 101-150	RPI 150+			
6- 23	0- 0	0- 2	OVERALL	0- 0	1- 8	5- 13			
5- 8	0- 0	0- 1	HOME	0- 0	1- 3	4- 4			
1- 15	0- 0	0- 1	AWAY	0- 0	0- 5	1- 9			
0- 0	0- 0	0- 0	NEUTRAL	0- 0	0- 0	0- 0			
4- 6	0- 0	0- 0	NON-CONFERENCE	0- 0	0- 1	4- 5			
3- 1	0- 0	0- 0	HOME	0- 0	0- 0	3- 1			
1- 5	0- 0	0- 0	AWAY	0- 0	0- 1	1- 4			
0- 0	0- 0	0- 0	NEUTRAL	0- 0	0- 0	0- 0			
2- 17	0- 0	0- 2	CONFERENCE	0- 0	1- 7	1- 8			
2- 7	0- 0	0- 1	HOME	0- 0	1- 3	1- 3			
0- 10	0- 0	0- 1	AWAY	0- 0	0- 4	0- 5			
0- 0	0- 0	0- 0	NEUTRAL	0- 0	0- 0	0- 0			

RPI 1-25				RPI 26-50				RPI 51-100				RPI 101+				Team's RPI: 320	
RPI	S	Opponent	Score	RPI	S	Opponent	Score	RPI	S	Opponent	Score	RPI	S	Opponent	Score		
				47	A	Bucknell	65 75					111	A	Colgate	55 80		
				47	H	Bucknell	34 61					111	H	Colgate	53 65		
												121	A	Lehigh	40 70		
												121	H	Lehigh	53 60		
												126	A	Holy Cross	43 57		
												126	H	Holy Cross	49 58		
												129	A	Boston U.	56 71		
												129	H	Boston U.	46 41		
												149	A	North Carolina	40 80		
												160	A	Maine	41 46		
												163	A	Lafayette	52 79		
												163	H	Lafayette	59 62		
												195	H	La Salle	61 46		
												201	A	American	42 57		
												201	A	American	53 63		
												201	H	American	40 48		
												221	A	Clemson	65 52		
												222	H	Kennesaw St.	82 62		
												227	A	Fairfield	52 66		
												236	A	Saint Joseph's	40 49		
												250	H	George Mason	58 67		
												270	H	Air Force	67 59		
												274	A	Army West Point	52 62		
												274	H	Army West Point	57 45		
												279	A	Loyola Maryland	54 64		
												279	H	Loyola Maryland	44 50		
LAST 10 Division I																	
				201	A	American	53 63					201	H	American	40 48		
				201	A	American	42 57					129	A	Boston U.	56 71		
				163	H	Lafayette	59 62					47	A	Bucknell	65 75		
				279	A	Loyola Maryland	54 64					111	H	Colgate	53 65		
				274	A	Army West Point	52 62					279	H	Loyola Maryland	44 50		

Non-Div I Games: Stevenson 70 36

Navy

Loss, Non-Conf, S Site, Home Away N Neutral

N  
a  
v  
y

RPI S Opponent Score

Through Games Of March 8, 2020

RPI	S	Opponent	Score
307	A	Vermont	56 64

N  
a  
v  
y

Navy

## Nebraska

Through Games Of March 8, 2020

Average RPI Win:	169	WON-LOST	WINNING	LAST 10	STRENGTH OF	OPP. STRENGTH	TEAM	ADJ.	CONF.	ADJ CONF.
Average RPI Loss:	36	RECORD	PCT. RANK	GAMES	SCHEDULE	OF SCHEDULE	RPI	RPI	RPI	RPI
DIV. I ONLY	17- 13	136	2-8	53	28	90	90	2	2	
DIV. I NON-CONF.	10- 1	20	0	213	235	61	61	1	1	
TOTALS	RPI 1-25	RPI 26-50	W-L RECORDS	RPI 51-100	RPI 101-150	RPI 150+				
17- 13	1- 7	2- 3	OVERALL	2- 2	2- 1	10- 0				
13- 4	1- 2	2- 1	HOME	1- 1	1- 0	8- 0				
2- 8	0- 5	0- 1	AWAY	0- 1	1- 1	1- 0				
2- 1	0- 0	0- 1	NEUTRAL	1- 0	0- 0	1- 0				
10- 1	0- 0	1- 0	NON-CONFERENCE	1- 1	0- 0	8- 0				
7- 1	0- 0	1- 0	HOME	0- 1	0- 0	6- 0				
1- 0	0- 0	0- 0	AWAY	0- 0	0- 0	1- 0				
2- 0	0- 0	0- 0	NEUTRAL	1- 0	0- 0	1- 0				
7- 12	1- 7	1- 3	CONFERENCE	1- 1	2- 1	2- 0				
6- 3	1- 2	1- 1	HOME	1- 0	1- 0	2- 0				
1- 8	0- 5	0- 1	AWAY	0- 1	1- 1	0- 0				
0- 1	0- 0	0- 1	NEUTRAL	0- 0	0- 0	0- 0				

RPI 1-25				RPI 26-50				RPI 51-100 Team's RPI: 90				RPI 101+			
RPI	S	Opponent	Score	RPI	S	Opponent	Score	RPI	S	Opponent	Score	RPI	S	Opponent	Score
3	A	Maryland	69 87	26	H	Duke	83 79	51	H	Creighton	74 79	103	A	Michigan St.	70 78
12	A	Northwestern	56 60	34	H	Michigan	74 71	81	N	Southern California	67 54	148	A	Wisconsin	72 71
14	A	Indiana	53 81	34	N	Michigan	75 81	93	A	Minnesota	61 67	148	H	Wisconsin	65 50
14	H	Indiana	53 57	45	H	Purdue	68 76	93	H	Minnesota	72 58	177	A	Missouri	90 85
15	A	Iowa	60 76	49	A	Rutgers	65 69					188	H	Manhattan	71 51
15	H	Iowa	78 69									203	H	Oral Roberts	77 67
17	A	Ohio St.	52 65									204	H	Illinois	80 58
17	H	Ohio St.	74 80									220	H	Penn St.	75 58
												231	H	Morgan St.	78 55
												232	H	Southern U.	73 39
												233	H	Alabama A&M	68 46
												298	N	Sacred Heart	72 49
												338	H	SIUE	63 49
LAST 10 Division I															
		34	N	Michigan	75	81		220	H	Penn St.	75	58			
		14	A	Indiana	53	81		14	H	Indiana	53	57			
		204	H	Illinois	80	58		15	A	Iowa	60	76			
		17	A	Ohio St.	52	65		17	H	Ohio St.	74	80			
		12	A	Northwestern	56	60		93	A	Minnesota	61	67			

Non-Div I Games:

Nebraska

■ Loss, 
■ Non-Conf, 
■ S Site, 
■ H Home 
■ A Away 
N Neutral

## Nevada

Through Games Of March 8, 2020

Average RPI Win:	261	WON-LOST	WINNING	LAST 10	STRENGTH OF	OPP. STRENGTH	TEAM	ADJ.	CONF.	ADJ CONF.
Average RPI Loss:	155	RECORD	PCT. RANK	GAMES	SCHEDULE	OF SCHEDULE	RPI	RPI	RPI	RPI
DIV. I ONLY	14- 16	189	5-5	252	217	234	234	17	17	
DIV. I NON-CONF.	6- 4	123	0	318	261	218	218	20	20	
TOTALS	RPI 1-25	RPI 26-50	W-L RECORDS	RPI 51-100	RPI 101-150	RPI 150+				
14- 16	0- 0	0- 0	OVERALL	0- 6	1- 2	13- 8				
9- 5	0- 0	0- 0	HOME	0- 2	0- 1	9- 2				
3- 10	0- 0	0- 0	AWAY	0- 3	1- 1	2- 6				
2- 1	0- 0	0- 0	NEUTRAL	0- 1	0- 0	2- 0				
6- 4	0- 0	0- 0	NON-CONFERENCE	0- 2	0- 1	6- 1				
4- 1	0- 0	0- 0	HOME	0- 1	0- 0	4- 0				
1- 3	0- 0	0- 0	AWAY	0- 1	0- 1	1- 1				
1- 0	0- 0	0- 0	NEUTRAL	0- 0	0- 0	1- 0				
8- 12	0- 0	0- 0	CONFERENCE	0- 4	1- 1	7- 7				
5- 4	0- 0	0- 0	HOME	0- 1	0- 1	5- 2				
2- 7	0- 0	0- 0	AWAY	0- 2	1- 0	1- 5				
1- 1	0- 0	0- 0	NEUTRAL	0- 1	0- 0	1- 0				

RPI S	Opponent	Score	RPI S	Opponent	Score	RPI S	Opponent	Score	RPI S	Opponent	Score	Team's RPI: 234
						69	A Fresno St.	58 69	105	A Utah	62 68	
						69	N Fresno St.	71 75	146	A San Jose St.	80 76	
						80	A Boise St.	40 54	146	H San Jose St.	70 72	
						80	H Boise St.	72 83	162	A Wyoming	59 83	
						81	A Southern California	47 50	162	H Wyoming	79 84	
						83	H SFA	65 80	194	A Portland St.	75 80	
									199	H Saint Mary's (CA)	78 72	
									218	A UNLV	64 66	
									218	H UNLV	62 59	
									229	A New Mexico	67 87	
									229	H New Mexico	86 78	
									229	N New Mexico	74 64	
									243	A San Diego St.	68 81	
									243	H San Diego St.	70 69	
									270	A Air Force	71 67	
									270	H Air Force	61 68	
									280	H Utah St.	69 60	
									289	A Utah Valley	60 57	
									292	A Colorado St.	70 75	
									292	H Colorado St.	74 63	
									300	N UTRGV	62 57	
									305	H Sacramento St.	83 72	
									309	H Cal Poly	71 40	
									349	H Chicago St.	80 60	
LAST 10 Division I												
			69	N Fresno St.	71 75	229	H New Mexico	86 78				
			229	N New Mexico	74 64	218	H UNLV	62 59				
			243	A San Diego St.	68 81	146	A San Jose St.	80 76				
			162	H Wyoming	79 84	270	A Air Force	71 67				
			69	A Fresno St.	58 69	80	H Boise St.	72 83				

Non-Div I Games: Stanislaus St. 80 62

Nevada

■ Loss, 
 ■ Non-Conf, S Site, 
 ■ Home 
 ■ Away 
 N Neutral

# New Hampshire

Through Games Of March 8, 2020

Average RPI Win:	321	WON-LOST	WINNING	LAST 10	STRENGTH OF	OPP. STRENGTH	TEAM	ADJ.	CONF.	ADJ CONF.
Average RPI Loss:	153	RECORD	PCT. RANK	GAMES	SCHEDULE	OF SCHEDULE	RPI	RPI	RPI	RPI
DIV. I ONLY	9- 19	279	4-6	183	307	265	265	26	26	
DIV. I NON-CONF.	2- 9	304	0	127	258	272	272	27	27	
TOTALS	RPI 1-25	RPI 26-50	W-L RECORDS	RPI 51-100	RPI 101-150	RPI 150+				
9- 19	0- 2	0- 0	OVERALL	0- 2	0- 3	9- 12				
4- 8	0- 0	0- 0	HOME	0- 1	0- 1	4- 6				
5- 11	0- 2	0- 0	AWAY	0- 1	0- 2	5- 6				
0- 0	0- 0	0- 0	NEUTRAL	0- 0	0- 0	0- 0				
2- 9	0- 2	0- 0	NON-CONFERENCE	0- 0	0- 3	2- 4				
1- 3	0- 0	0- 0	HOME	0- 0	0- 1	1- 2				
1- 6	0- 2	0- 0	AWAY	0- 0	0- 2	1- 2				
0- 0	0- 0	0- 0	NEUTRAL	0- 0	0- 0	0- 0				
7- 10	0- 0	0- 0	CONFERENCE	0- 2	0- 0	7- 8				
3- 5	0- 0	0- 0	HOME	0- 1	0- 0	3- 4				
4- 5	0- 0	0- 0	AWAY	0- 1	0- 0	4- 4				
0- 0	0- 0	0- 0	NEUTRAL	0- 0	0- 0	0- 0				

RPI	S	Opponent	Score	RPI	S	Opponent	Score	RPI	S	Opponent	Score	RPI	S	Opponent	Score	Team's RPI: 265
5	A	Baylor	29 97					73	A	Stony Brook	50 52	126	A	Holy Cross	61 82	
10	A	Princeton	37 77					73	H	Stony Brook	44 53	129	H	Boston U.	64 78	
												150	A	Massachusetts	65 67	
												155	A	Binghamton	64 66	
												155	A	Binghamton	42 51	
												155	H	Binghamton	53 63	
												160	A	Maine	50 67	
												160	H	Maine	62 71	
												167	A	Dartmouth	47 66	
												184	A	Merrimack	54 64	
												212	A	UMass Lowell	53 58	
												212	H	UMass Lowell	53 66	
												223	H	Brown	68 76	
												256	H	North Dakota St.	61 67	
												297	A	UMBC	72 63	
												297	H	UMBC	56 51	
												307	A	Vermont	59 51	
												307	H	Vermont	42 44	
												314	A	Albany (NY)	48 47	
												314	H	Albany (NY)	56 53	
												323	A	Bryant	68 56	
												345	A	Hartford	64 55	
												345	H	Hartford	72 71	
												346	H	Central Conn. St.	70 59	
LAST 10 Division I																
155	A	Binghamton	42 51	297	H	UMBC	56 51									
155	A	Binghamton	64 66	307	H	Vermont	42 44									
160	H	Maine	62 71	73	A	Stony Brook	50 52									
314	H	Albany (NY)	56 53	212	H	UMass Lowell	53 66									
345	A	Hartford	64 55	307	A	Vermont	59 51									

Non-Div I Games: Wheaton (MA) 89 44

New Hampshire

Loss, Non-Conf, S Site, H Home A Away N Neutral

## New Mexico

Through Games Of March 8, 2020

Average RPI Win:	241	WON-LOST	WINNING	LAST 10	STRENGTH OF	OPP. STRENGTH	TEAM	ADJ.	CONF.	ADJ CONF.
Average RPI Loss:	156	RECORD	PCT. RANK	GAMES	SCHEDULE	OF SCHEDULE	RPI	RPI	RPI	RPI
DIV. I ONLY	14- 17	199	3-7	223	189	229	229	17	17	
DIV. I NON-CONF.	8- 4	90	0	271	169	173	173	20	20	
TOTALS	RPI 1-25	RPI 26-50	W-L RECORDS	RPI 51-100	RPI 101-150	RPI 150+				
14- 17	0- 0	0- 1	OVERALL	0- 6	0- 2	14- 8				
7- 9	0- 0	0- 0	HOME	0- 3	0- 1	7- 5				
6- 6	0- 0	0- 1	AWAY	0- 2	0- 1	6- 2				
1- 2	0- 0	0- 0	NEUTRAL	0- 1	0- 0	1- 1				
8- 4	0- 0	0- 1	NON-CONFERENCE	0- 2	0- 0	8- 1				
5- 2	0- 0	0- 0	HOME	0- 1	0- 0	5- 1				
2- 1	0- 0	0- 1	AWAY	0- 0	0- 0	2- 0				
1- 1	0- 0	0- 0	NEUTRAL	0- 1	0- 0	1- 0				
6- 13	0- 0	0- 0	CONFERENCE	0- 4	0- 2	6- 7				
2- 7	0- 0	0- 0	HOME	0- 2	0- 1	2- 4				
4- 5	0- 0	0- 0	AWAY	0- 2	0- 1	4- 2				
0- 1	0- 0	0- 0	NEUTRAL	0- 0	0- 0	0- 1				

RPI	S	Opponent	Score	RPI	S	Opponent	Score	RPI	S	Opponent	Score	RPI	S	Opponent	Score	Team's RPI: 229
42	A	Arizona St.	47	84	58	H	Ball St.	57	70	146	A	San Jose St.	85	89		
					69	A	Fresno St.	81	84	146	H	San Jose St.	80	81		
					69	H	Fresno St.	78	84	162	A	Wyoming	74	71		
					70	N	West Virginia	60	73	162	H	Wyoming	66	73		
					80	A	Boise St.	82	83	177	N	Missouri	71	68		
					80	H	Boise St.	76	95	180	H	Northern Ariz.	83	76		
										187	H	Providence	86	68		
										215	H	Houston	81	71		
										218	A	UNLV	80	64		
										218	H	UNLV	51	68		
										219	A	UTEP	93	78		
										234	A	Nevada	78	86		
										234	H	Nevada	87	67		
										234	N	Nevada	64	74		
										243	A	San Diego St.	74	75		
										243	H	San Diego St.	58	67		
										270	A	Air Force	75	53		
										270	H	Air Force	66	79		
										280	A	Utah St.	54	52		
										292	H	Colorado St.	73	62		
										294	H	LMU (CA)	72	73		
										311	H	UC Riverside	80	70		
										313	A	New Mexico St.	86	67		
										313	H	New Mexico St.	107	53		
LAST 10 Division I																
		234	N	Nevada	64	74			218	A	UNLV	80	64			
		280	A	Utah St.	54	52			243	H	San Diego St.	58	67			
		270	H	Air Force	66	79			162	A	Wyoming	74	71			
		80	H	Boise St.	76	95			69	H	Fresno St.	78	84			
		234	A	Nevada	78	86			243	A	San Diego St.	74	75			

Non-Div I Games: Northern N.M. 92 44

New Mexico

■ Loss, 
 ■ Non-Conf, S Site, 
 ■ Home 
 ■ Away 
 N Neutral

Average RPI Win:	293	WON-LOST	WINNING	LAST 10	STRENGTH OF	OPP. STRENGTH	TEAM	ADJ.	CONF.	ADJ CONF.
Average RPI Loss:	224	RECORD	PCT. RANK	GAMES	SCHEDULE	OF SCHEDULE	RPI	RPI	RPI	RPI
DIV. I ONLY	10- 18	265	4-6	326	335	313	313	31	31	
DIV. I NON-CONF.	2- 10	313	0	260	303	326	326	32	32	
TOTALS	RPI 1-25	RPI 26-50	W-L RECORDS	RPI 51-100	RPI 101-150	RPI 150+				
10- 18	0- 0	0- 1	OVERALL	0- 1	0- 1	10- 15				
7- 7	0- 0	0- 1	HOME	0- 0	0- 0	7- 6				
3- 9	0- 0	0- 0	AWAY	0- 1	0- 0	3- 8				
0- 2	0- 0	0- 0	NEUTRAL	0- 0	0- 1	0- 1				
2- 10	0- 0	0- 1	NON-CONFERENCE	0- 1	0- 1	2- 7				
1- 5	0- 0	0- 1	HOME	0- 0	0- 0	1- 4				
1- 3	0- 0	0- 0	AWAY	0- 1	0- 0	1- 2				
0- 2	0- 0	0- 0	NEUTRAL	0- 0	0- 1	0- 1				
8- 8	0- 0	0- 0	CONFERENCE	0- 0	0- 0	8- 8				
6- 2	0- 0	0- 0	HOME	0- 0	0- 0	6- 2				
2- 6	0- 0	0- 0	AWAY	0- 0	0- 0	2- 6				
0- 0	0- 0	0- 0	NEUTRAL	0- 0	0- 0	0- 0				

RPI 1-25				RPI 26-50				RPI 51-100				RPI 101+				Team's RPI: 313
RPI	S	Opponent	Score	RPI	S	Opponent	Score	RPI	S	Opponent	Score	RPI	S	Opponent	Score	
				42	H	Arizona St.	47 70	86	A	Abilene Christian	54 67	143	N	Western Mich.	76 79	
												175	H	Pepperdine	69 72	
												200	A	UMKC	52 56	
												200	H	UMKC	50 55	
												219	A	UTEP	45 65	
												219	H	UTEP	57 63	
												229	A	New Mexico	53 107	
												229	H	New Mexico	67 86	
												240	A	CSU Bakersfield	59 60	
												240	H	CSU Bakersfield	67 62	
												241	A	Denver	78 75	
												248	A	Grand Canyon	49 60	
												248	H	Grand Canyon	69 58	
												284	A	California Baptist	70 82	
												284	H	California Baptist	57 56	
												289	A	Utah Valley	65 58	
												289	H	Utah Valley	54 58	
												300	A	UTRGV	63 74	
												300	H	UTRGV	76 75	
												306	A	Seattle U	57 67	
												306	H	Seattle U	83 65	
												311	H	UC Riverside	58 60	
												316	N	Georgia St.	51 59	
												327	H	Weber St.	77 47	
												349	A	Chicago St.	73 60	
												349	H	Chicago St.	80 56	
LAST 10 Division I																
				284	A	California Baptist	70 82	306	A	Seattle U	57 67					
				240	H	CSU Bakersfield	67 62	200	H	UMKC	50 55					
				248	H	Grand Canyon	69 58	349	H	Chicago St.	80 56					
				300	A	UTRGV	63 74	248	A	Grand Canyon	49 60					
				289	A	Utah Valley	65 58	240	A	CSU Bakersfield	59 60					

Non-Div I Games: Western N.M. 75 56

New Mexico St.

■ Loss, 
 ■ Non-Conf, S Site, 
 ■ Home 
 ■ Away 
 N Neutral



Average RPI Win:	271	WON-LOST	WINNING	LAST 10	STRENGTH OF	OPP. STRENGTH	TEAM	ADJ.	CONF.	ADJ CONF.
Average RPI Loss:	127	RECORD	PCT. RANK	GAMES	SCHEDULE	OF SCHEDULE	RPI	RPI	RPI	RPI
DIV. I ONLY	15- 12	138	6-4	239	251	170	170	23	23	
DIV. I NON-CONF.	2- 5	259	0	132	82	211	211	24	24	
TOTALS	RPI 1-25	RPI 26-50	W-L RECORDS	RPI 51-100	RPI 101-150	RPI 150+				
15- 12	0- 0	0- 3	OVERALL	1- 4	0- 1	14- 4				
9- 3	0- 0	0- 0	HOME	1- 1	0- 1	8- 1				
6- 9	0- 0	0- 3	AWAY	0- 3	0- 0	6- 3				
0- 0	0- 0	0- 0	NEUTRAL	0- 0	0- 0	0- 0				
2- 5	0- 0	0- 3	NON-CONFERENCE	0- 0	0- 0	2- 2				
1- 1	0- 0	0- 0	HOME	0- 0	0- 0	1- 1				
1- 4	0- 0	0- 3	AWAY	0- 0	0- 0	1- 1				
0- 0	0- 0	0- 0	NEUTRAL	0- 0	0- 0	0- 0				
13- 7	0- 0	0- 0	CONFERENCE	1- 4	0- 1	12- 2				
8- 2	0- 0	0- 0	HOME	1- 1	0- 1	7- 0				
5- 5	0- 0	0- 0	AWAY	0- 3	0- 0	5- 2				
0- 0	0- 0	0- 0	NEUTRAL	0- 0	0- 0	0- 0				

RPI S	Opponent	Score	RPI S	Opponent	Score	RPI S	Opponent	Score	RPI S	Opponent	Score	Team's RPI: 170
28	A Arkansas	52 82	77	A A&M-Corpus Christi	40 43	147	H Sam Houston St.	46 78				
35	A LSU	49 83	77	H A&M-Corpus Christi	53 83	190	H Louisiana	60 65				
39	A Iowa St.	53 71	83	A SFA	47 59	217	H North Dakota	79 73				
			83	H SFA	53 50	237	A Central Ark.	49 37				
			86	A Abilene Christian	62 76	237	H Central Ark.	85 73				
						249	A Texas St.	49 51				
						253	A Southeastern La.	57 73				
						253	H Southeastern La.	58 47				
						255	A Nicholls St.	68 70				
						255	H Nicholls St.	77 65				
						266	A Lamar University	62 57				
						267	A Incarnate Word	67 55				
						267	H Incarnate Word	61 57				
						299	A Ole Miss	69 64				
						315	H Houston Baptist	88 84				
						336	A Northwestern St.	77 63				
						336	H Northwestern St.	82 76				
						347	A McNeese	85 59				
						347	H McNeese	78 59				
LAST 10 Division I												
253	H Southeastern La.	58 47	267	H Incarnate Word	61 57							
336	H Northwestern St.	82 76	237	H Central Ark.	85 73							
255	A Nicholls St.	68 70	83	A SFA	47 59							
77	A A&M-Corpus Christi	40 43	315	H Houston Baptist	88 84							
347	A McNeese	85 59	253	A Southeastern La.	57 73							

Non-Div I Games: Pensacola Christian91 31 Tougaloo 91 69

New Orleans

Loss, Non-Conf, S Site, H Home A Away N Neutral

Niagara

Through Games Of March 8, 2020

Average RPI Win:	301	WON-LOST	WINNING	LAST 10	STRENGTH OF	OPP. STRENGTH	TEAM	ADJ.	CONF.	ADJ CONF.
Average RPI Loss:	177	RECORD	PCT. RANK	GAMES	SCHEDULE	OF SCHEDULE	RPI	RPI	RPI	RPI
DIV. I ONLY	9- 20	282	2-8	253	291	291	291	24	24	
DIV. I NON-CONF.	2- 7	288	0	238	309	293	293	25	25	
TOTALS	RPI 1-25	RPI 26-50	W-L RECORDS	RPI 51-100	RPI 101-150	RPI 150+				
9- 20	0- 0	0- 1	OVERALL	0- 4	0- 2	9- 13				
5- 7	0- 0	0- 0	HOME	0- 2	0- 1	5- 4				
4- 13	0- 0	0- 1	AWAY	0- 2	0- 1	4- 9				
0- 0	0- 0	0- 0	NEUTRAL	0- 0	0- 0	0- 0				
2- 7	0- 0	0- 1	NON-CONFERENCE	0- 0	0- 2	2- 4				
1- 1	0- 0	0- 0	HOME	0- 0	0- 1	1- 0				
1- 6	0- 0	0- 1	AWAY	0- 0	0- 1	1- 4				
0- 0	0- 0	0- 0	NEUTRAL	0- 0	0- 0	0- 0				
7- 13	0- 0	0- 0	CONFERENCE	0- 4	0- 0	7- 9				
4- 6	0- 0	0- 0	HOME	0- 2	0- 0	4- 4				
3- 7	0- 0	0- 0	AWAY	0- 2	0- 0	3- 5				
0- 0	0- 0	0- 0	NEUTRAL	0- 0	0- 0	0- 0				

RPI S	Opponent	Score	RPI S	Opponent	Score	RPI S	Opponent	Score	RPI S	Opponent	Score	Team's RPI: 291
49	A Rutgers	37 87	53	A Marist	57 82	110	H Buffalo	67 81				
			53	H Marist	67 94	111	A Colgate	72 85				
			95	A Rider	75 79	155	A Binghamton	55 74				
			95	H Rider	55 71	183	A Quinnipiac	61 71				
						183	H Quinnipiac	76 82				
						188	A Manhattan	65 68				
						188	H Manhattan	61 75				
						192	A Cornell	59 82				
						227	A Fairfield	49 71				
						227	H Fairfield	65 77				
						254	A Iona	63 57				
						254	H Iona	58 70				
						263	A Howard	42 91				
						278	A Siena	54 59				
						278	H Siena	68 61				
						285	H Oakland	77 63				
						293	A Monmouth	73 70				
						293	H Monmouth	62 61				
						296	A St. Bonaventure	67 71				
						317	A Saint Peter's	68 64				
						317	H Saint Peter's	97 89				
						335	A Coppin St.	82 67				
						337	A Canisius	56 78				
						337	H Canisius	81 62				
LAST 10 Division I												
227	A Fairfield	49 71	183	A Quinnipiac	61 71							
183	H Quinnipiac	76 82	317	A Saint Peter's	68 64							
337	A Canisius	56 78	254	H Iona	58 70							
188	H Manhattan	61 75	227	H Fairfield	65 77							
293	H Monmouth	62 61	53	A Marist	57 82							

Non-Div I Games:

Niagara

Loss, Non-Conf, S Site, H Home A Away N Neutral

Average RPI Win:	290	WON-LOST	WINNING	LAST 10	STRENGTH OF	OPP. STRENGTH	TEAM	ADJ.	CONF.	ADJ CONF.
Average RPI Loss:	139	RECORD	PCT. RANK	GAMES	SCHEDULE	OF SCHEDULE	RPI	RPI	RPI	RPI
DIV. I ONLY	11- 16	229	8-2	280	231	255	255	23	23	
DIV. I NON-CONF.	1- 6	318	0	62	32	249	249	24	24	
TOTALS	RPI 1-25	RPI 26-50	W-L RECORDS	RPI 51-100	RPI 101-150	RPI 150+				
11- 16	0- 2	0- 1	OVERALL	0- 4	0- 3	11- 6				
6- 5	0- 0	0- 0	HOME	0- 2	0- 1	6- 2				
5- 10	0- 2	0- 1	AWAY	0- 2	0- 1	5- 4				
0- 1	0- 0	0- 0	NEUTRAL	0- 0	0- 1	0- 0				
1- 6	0- 2	0- 1	NON-CONFERENCE	0- 1	0- 1	1- 1				
1- 0	0- 0	0- 0	HOME	0- 0	0- 0	1- 0				
0- 5	0- 2	0- 1	AWAY	0- 1	0- 0	0- 1				
0- 1	0- 0	0- 0	NEUTRAL	0- 0	0- 1	0- 0				
10- 10	0- 0	0- 0	CONFERENCE	0- 3	0- 2	10- 5				
5- 5	0- 0	0- 0	HOME	0- 2	0- 1	5- 2				
5- 5	0- 0	0- 0	AWAY	0- 1	0- 1	5- 3				
0- 0	0- 0	0- 0	NEUTRAL	0- 0	0- 0	0- 0				

RPI 1-25				RPI 26-50				RPI 51-100				RPI 101+ Team's RPI: 255			
RPI	S	Opponent	Score	RPI	S	Opponent	Score	RPI	S	Opponent	Score	RPI	S	Opponent	Score
14	A	Indiana	47 111	35	A	LSU	32 63	54	A	Rice	47 71	124	N	North Florida	61 64
19	A	TCU	47 72					77	A	A&M-Corpus Christi	49 55	147	A	Sam Houston St.	71 87
								83	H	SFA	61 78	147	H	Sam Houston St.	77 80
								86	H	Abilene Christian	84 95	161	A	Jacksonville	55 72
												170	A	New Orleans	65 77
												170	H	New Orleans	70 68
												237	A	Central Ark.	67 58
												237	H	Central Ark.	46 53
												253	A	Southeastern La.	67 65
												253	H	Southeastern La.	54 49
												266	A	Lamar University	62 60
												266	H	Lamar University	78 84
												267	A	Incarinate Word	51 53
												315	A	Houston Baptist	84 78
												315	H	Houston Baptist	57 53
												336	A	Northwestern St.	54 58
												336	H	Northwestern St.	73 66
												347	A	McNeese	72 53
												347	H	McNeese	79 63
												348	H	La.-Monroe	74 59
LAST 10 Division I															
				347	A	McNeese	72 53					253	H	Southeastern La.	54 49
				170	H	New Orleans	70 68					266	A	Lamar University	62 60
				315	H	Houston Baptist	57 53					147	H	Sam Houston St.	77 80
				237	A	Central Ark.	67 58					83	H	SFA	61 78
				336	H	Northwestern St.	73 66					347	H	McNeese	79 63

Non-Div I Games: Southern-N.O. 94 61 Paul Quinn 101 68

Nicholls St.

## Norfolk St.

Through Games Of March 8, 2020

Average RPI Win:	251	WON-LOST	WINNING	LAST 10	STRENGTH OF	OPP. STRENGTH	TEAM	ADJ.	CONF.	ADJ CONF.
Average RPI Loss:	163	RECORD	PCT. RANK	GAMES	SCHEDULE	OF SCHEDULE	RPI	RPI	RPI	RPI
DIV. I ONLY	17- 11	110	6-4	229	320	158	158	29	29	
DIV. I NON-CONF.	5- 7	205	0	87	212	162	162	29	29	
TOTALS	RPI 1-25	RPI 26-50	W-L RECORDS	RPI 51-100	RPI 101-150	RPI 150+				
17- 11	0- 0	0- 0	OVERALL	0- 2	3- 4	14- 5				
9- 4	0- 0	0- 0	HOME	0- 1	1- 1	8- 2				
7- 6	0- 0	0- 0	AWAY	0- 0	1- 3	6- 3				
1- 1	0- 0	0- 0	NEUTRAL	0- 1	1- 0	0- 0				
5- 7	0- 0	0- 0	NON-CONFERENCE	0- 2	2- 3	3- 2				
2- 3	0- 0	0- 0	HOME	0- 1	0- 1	2- 1				
2- 3	0- 0	0- 0	AWAY	0- 0	1- 2	1- 1				
1- 1	0- 0	0- 0	NEUTRAL	0- 1	1- 0	0- 0				
12- 4	0- 0	0- 0	CONFERENCE	0- 0	1- 1	11- 3				
7- 1	0- 0	0- 0	HOME	0- 0	1- 0	6- 1				
5- 3	0- 0	0- 0	AWAY	0- 0	0- 1	5- 2				
0- 0	0- 0	0- 0	NEUTRAL	0- 0	0- 0	0- 0				

RPI S	Opponent	Score	RPI S	Opponent	Score	RPI S	Opponent	Score	RPI S	Opponent	Score	Team's RPI: 158
						70 N	West Virginia	55 72	104 A	William & Mary	56 65	
						99 H	Liberty	48 67	109 A	Bethune-Cookman	62 68	
									109 H	Bethune-Cookman	61 51	
									114 H	Robert Morris	62 69	
									124 N	North Florida	57 54	
									125 A	Richmond	69 77	
									138 A	Hampton	77 56	
									161 A	Jacksonville	71 64	
									164 A	N.C. A&T	39 53	
									178 H	High Point	72 58	
									195 H	La Salle	52 55	
									231 A	Morgan St.	55 73	
									231 H	Morgan St.	64 57	
									251 A	Marshall	69 75	
									263 A	Howard	83 80	
									263 H	Howard	69 60	
									272 H	Longwood	49 46	
									277 A	Delaware St.	68 57	
									277 H	Delaware St.	65 57	
									294 A	N.C. Central	83 75	
									318 H	UMES	68 45	
									335 A	Coppin St.	85 48	
									335 H	Coppin St.	55 57	
									339 A	Florida A&M	69 62	
									339 H	Florida A&M	59 51	
									350 H	South Carolina St.	76 42	
LAST 10 Division I												
			231 A	Morgan St.	55 73		335 H	Coppin St.	55 57			
			277 A	Delaware St.	68 57		231 H	Morgan St.	64 57			
			263 H	Howard	69 60		277 H	Delaware St.	65 57			
			109 A	Bethune-Cookman	62 68		294 A	N.C. Central	83 75			
			339 A	Florida A&M	69 62		164 A	N.C. A&T	39 53			

Non-Div I Games: Virginia-Lynchburg 123 48

Norfolk St.

■ Loss, 
 ■ Non-Conf, 
 ■ S Site, 
 ■ Home 
 ■ A Away 
 N Neutral

Average RPI Win: <b>239</b>	WON-LOST	WINNING	LAST 10	STRENGTH OF	OPP. STRENGTH	TEAM	ADJ.	CONF.	ADJ CONF.
Average RPI Loss: <b>122</b>	RECORD	PCT. RANK	GAMES	SCHEDULE	OF SCHEDULE	RPI	RPI	RPI	RPI
DIV. I ONLY	19- 8	58	7-3	324	184	137	137	15	15
DIV. I NON-CONF.	7- 3	80	0	341	328	202	202	14	14
<hr/>									
TOTALS	RPI 1-25	RPI 26-50	W-L RECORDS	RPI 51-100	RPI 101-150	RPI 150+			
19- 8	0- 1	1- 2	OVERALL	2- 0	1- 1	15- 4			
9- 2	0- 0	0- 1	HOME	1- 0	1- 0	7- 1			
6- 6	0- 1	1- 1	AWAY	1- 0	0- 1	4- 3			
4- 0	0- 0	0- 0	NEUTRAL	0- 0	0- 0	4- 0			
7- 3	0- 1	0- 1	NON-CONFERENCE	0- 0	0- 0	7- 1			
1- 1	0- 0	0- 0	HOME	0- 0	0- 0	1- 1			
2- 2	0- 1	0- 1	AWAY	0- 0	0- 0	2- 0			
4- 0	0- 0	0- 0	NEUTRAL	0- 0	0- 0	4- 0			
12- 5	0- 0	1- 1	CONFERENCE	2- 0	1- 1	8- 3			
8- 1	0- 0	0- 1	HOME	1- 0	1- 0	6- 0			
4- 4	0- 0	1- 0	AWAY	1- 0	0- 1	2- 3			
0- 0	0- 0	0- 0	NEUTRAL	0- 0	0- 0	0- 0			

RPI 1-25			RPI 26-50			RPI 51-100			RPI 101+ Team's RPI: 137		
RPI	S	Opponent	Score	RPI	S	Opponent	Score	RPI	S	Opponent	Score
15	A	Iowa	81 <b>86</b>	37	A	FGCU	61 55	99	A	Liberty	76 71
				37	H	FGCU	63 <b>74</b>	99	H	Liberty	86 75
				39	A	Iowa St.	72 <b>80</b>				
<hr/>											
LAST 10 Division I											
224	H	Stetson	70 60	124	A	North Florida	65 <b>67</b>	124	A	North Florida	65 <b>67</b>
331	H	NJIT	90 45	246	H	Lipscomb	91 58	124	H	North Florida	54 51
37	A	FGCU	61 55	99	H	Liberty	86 75	151	H	Samford	63 <b>79</b>
222	H	Kennesaw St.	71 54	331	A	NJIT	57 55	161	A	Jacksonville	56 <b>67</b>
224	A	Stetson	60 <b>69</b>	161	A	Jacksonville	56 <b>67</b>	161	H	Jacksonville	76 65
								222	A	Kennesaw St.	56 <b>59</b>
								222	H	Kennesaw St.	71 54
								224	A	Stetson	60 <b>69</b>
								224	H	Stetson	68 57
								224	H	Stetson	70 60
								233	N	Alabama A&M	80 65
								246	A	Lipscomb	84 72
								246	H	Lipscomb	91 58
								257	N	UC Irvine	88 60
								326	A	Alabama St.	81 60
								331	A	NJIT	57 55
								331	H	NJIT	90 45
								334	A	Tennessee St.	88 63
								338	N	SIUE	85 67
								350	N	South Carolina St.	99 46
								351	H	Mississippi Val.	86 60

Non-Div I Games: Virginia-Lynchburg 128 26 Oakwood 120 38

North Ala.

■ Loss, 
 ■ Non-Conf, S Site, 
 ■ Home 
 ■ Away 
 N Neutral

## North Carolina

Through Games Of March 8, 2020

Average RPI Win:	195	WON-LOST	WINNING	LAST 10	STRENGTH OF	OPP. STRENGTH	TEAM	ADJ.	CONF.	ADJ CONF.
Average RPI Loss:	59	RECORD	PCT. RANK	GAMES	SCHEDULE	OF SCHEDULE	RPI	RPI	RPI	RPI
DIV. I ONLY	16- 14	155	2-8	159	43	149	149	5	5	
DIV. I NON-CONF.	9- 2	37	0	337	132	161	161	4	4	
TOTALS	RPI 1-25	RPI 26-50	W-L RECORDS	RPI 51-100	RPI 101-150	RPI 150+				
16- 14	1- 2	0- 5	OVERALL	3- 4	2- 3	10- 0				
11- 5	1- 1	0- 2	HOME	1- 2	1- 0	8- 0				
2- 8	0- 1	0- 3	AWAY	2- 2	0- 2	0- 0				
3- 1	0- 0	0- 0	NEUTRAL	0- 0	1- 1	2- 0				
9- 2	0- 0	0- 0	NON-CONFERENCE	0- 2	1- 0	8- 0				
6- 1	0- 0	0- 0	HOME	0- 1	0- 0	6- 0				
0- 1	0- 0	0- 0	AWAY	0- 1	0- 0	0- 0				
3- 0	0- 0	0- 0	NEUTRAL	0- 0	1- 0	2- 0				
7- 12	1- 2	0- 5	CONFERENCE	3- 2	1- 3	2- 0				
5- 4	1- 1	0- 2	HOME	1- 1	1- 0	2- 0				
2- 7	0- 1	0- 3	AWAY	2- 1	0- 2	0- 0				
0- 1	0- 0	0- 0	NEUTRAL	0- 0	0- 1	0- 0				

RPI S	Opponent	Score	RPI S	Opponent	Score	RPI S	Opponent	Score	RPI S	Opponent	Score	Team's RPI: 149
7	H Louisville	67 74	26	A Duke	61 71	52	H Yale	63 66	115	A Wake Forest	79 82	
16	A NC State	68 76	26	H Duke	54 73	62	A Boston College	75 93	115	N Wake Forest	73 83	
16	H NC State	66 60	31	A Florida St.	64 78	72	A Alabama	77 83	116	N Temple	71 58	
			40	A Virginia Tech	70 76	76	A Virginia	65 47	120	H Miami (FL)	78 58	
			40	H Virginia Tech	63 72	76	H Virginia	78 68	122	A Notre Dame	65 83	
						79	A Georgia Tech	67 60	172	H Elon	76 46	
						100	H Syracuse	56 74	177	N Missouri	82 69	
									204	H Illinois	85 60	
									221	H Clemson	86 72	
									273	N UNCW	85 45	
									286	H Pittsburgh	70 62	
									294	H N.C. Central	92 53	
									320	H Navy	80 40	
									342	H Western Caro.	92 55	
									343	H Charleston So.	85 54	
LAST 10 Division I												
115	N Wake Forest	73 83	100	H Syracuse	56 74							
26	H Duke	54 73	40	H Virginia Tech	63 72							
122	A Notre Dame	65 83	26	A Duke	61 71							
115	A Wake Forest	79 82	221	H Clemson	86 72							
62	A Boston College	75 93	76	H Virginia	78 68							

Non-Div I Games:

North Carolina

■ Loss, 
 ■ Non-Conf, 
 ■ S Site, 
 ■ H Home 
 ■ A Away 
 N Neutral

# North Dakota

# Through Games Of March 8, 2020

Average RPI Win:	272	WON-LOST	WINNING	LAST 10	STRENGTH OF	OPP. STRENGTH	TEAM	ADJ.	CONF.	ADJ CONF.
Average RPI Loss:	143	RECORD	PCT. RANK	GAMES	SCHEDULE	OF SCHEDULE	RPI	RPI	RPI	RPI
DIV. I ONLY	13- 15	193	3-7	267	229	217	217	19	19	
DIV. I NON-CONF.	7- 4	100	0	250	314	124	124	18	18	
TOTALS	RPI 1-25	RPI 26-50	W-L RECORDS	RPI 51-100	RPI 101-150	RPI 150+				
13- 15	0- 0	0- 3	OVERALL	0- 4	1- 0	12- 8				
5- 6	0- 0	0- 1	HOME	0- 2	1- 0	4- 3				
8- 8	0- 0	0- 2	AWAY	0- 1	0- 0	8- 5				
0- 1	0- 0	0- 0	NEUTRAL	0- 1	0- 0	0- 0				
7- 4	0- 0	0- 1	NON-CONFERENCE	0- 1	1- 0	6- 2				
2- 1	0- 0	0- 0	HOME	0- 1	1- 0	1- 0				
5- 3	0- 0	0- 1	AWAY	0- 0	0- 0	5- 2				
0- 0	0- 0	0- 0	NEUTRAL	0- 0	0- 0	0- 0				
6- 11	0- 0	0- 2	CONFERENCE	0- 3	0- 0	6- 6				
3- 5	0- 0	0- 1	HOME	0- 1	0- 0	3- 3				
3- 5	0- 0	0- 1	AWAY	0- 1	0- 0	3- 3				
0- 1	0- 0	0- 0	NEUTRAL	0- 1	0- 0	0- 0				

RPI S	Opponent	Score	RPI S	Opponent	Score	RPI S	Opponent	Score	RPI S	Opponent	Score	Team's RPI: 217
27	A Arizona	42 74	71	A South Dakota St.	64 99	135	H Valparaiso	65 63				
32	A South Dakota	47 76	71	H South Dakota St.	61 74	170	A New Orleans	73 79				
32	H South Dakota	46 93	71	N South Dakota St.	43 72	203	A Oral Roberts	52 75				
			74	H Illinois St.	58 66	203	H Oral Roberts	72 86				
						209	H Rhode Island	67 61				
						211	A Western Ill.	74 91				
						211	H Western Ill.	77 71				
						216	A Milwaukee	66 58				
						228	A SMU	51 66				
						241	A Denver	90 82				
						241	H Denver	81 91				
						248	A Grand Canyon	78 76				
						256	A North Dakota St.	82 92				
						256	H North Dakota St.	74 82				
						288	A Ga. Southern	69 56				
						308	A Omaha	71 67				
						308	H Omaha	63 57				
						340	A Purdue Fort Wayne	63 49				
						340	H Purdue Fort Wayne	91 85				
						343	A Charleston So.	73 57				
						350	A South Carolina St.	95 53				
LAST 10 Division I												
71	N South Dakota St.	43 72	211	A Western Ill.	74 91							
32	A South Dakota	47 76	32	H South Dakota	46 93							
308	A Omaha	71 67	203	H Oral Roberts	72 86							
256	H North Dakota St.	74 82	340	A Purdue Fort Wayne	63 49							
71	H South Dakota St.	61 74	211	H Western Ill.	77 71							

Non-Div I Games: Northland 118 35 Mayville St. 83 52

North Dakota

Loss, Non-Conf, S Site, H Home A Away N Neutral

<div> <div>Average RPI Win: 275</div> <div>WON-LOST</div> <div>WINNING</div> <div>LAST 10</div> </div>				<div> <div>STRENGTH OF</div> <div>OPP. STRENGTH</div> <div>TEAM</div> </div>		<div> <div>ADJ.</div> <div>CONF.</div> </div>		<div> <div>ADJ CONF.</div> </div>	
<div> <div>Average RPI Loss: 125</div> <div>RECORD</div> <div>PCT. RANK</div> <div>GAMES</div> </div>				<div> <div>SCHEDULE</div> <div>OF SCHEDULE</div> <div>RPI</div> </div>		<div> <div>RPI</div> </div>		<div> <div>RPI</div> </div>	
<div> <div>DIV. I ONLY</div> <div>9- 18</div> <div>274</div> <div>6-4</div> </div>				<div> <div>189</div> <div>157</div> <div>256</div> </div>		<div> <div>256</div> </div>		<div> <div>19</div> <div>19</div> </div>	
<div> <div>DIV. I NON-CONF.</div> <div>1- 9</div> <div>326</div> <div>0</div> </div>				<div> <div>141</div> <div>33</div> <div>288</div> </div>		<div> <div>288</div> </div>		<div> <div>18</div> <div>18</div> </div>	
TOTALS		RPI 1-25	RPI 26-50	W-L RECORDS		RPI 51-100	RPI 101-150	RPI 150+	
9- 18	0- 0		0- 4	OVERALL		0- 4	0- 3	9- 7	
4- 9	0- 0		0- 2	HOME		0- 1	0- 2	4- 4	
4- 9	0- 0		0- 2	AWAY		0- 3	0- 1	4- 3	
1- 0	0- 0		0- 0	NEUTRAL		0- 0	0- 0	1- 0	
1- 9	0- 0		0- 2	NON-CONFERENCE		0- 2	0- 3	1- 2	
0- 5	0- 0		0- 1	HOME		0- 0	0- 2	0- 2	
1- 4	0- 0		0- 1	AWAY		0- 2	0- 1	1- 0	
0- 0	0- 0		0- 0	NEUTRAL		0- 0	0- 0	0- 0	
8- 9	0- 0		0- 2	CONFERENCE		0- 2	0- 0	8- 5	
4- 4	0- 0		0- 1	HOME		0- 1	0- 0	4- 2	
3- 5	0- 0		0- 1	AWAY		0- 1	0- 0	3- 3	
1- 0	0- 0		0- 0	NEUTRAL		0- 0	0- 0	1- 0	

RPI 1-25				RPI 26-50				RPI 51-100				RPI 101+				Team's RPI: 256	
RPI	S	Opponent	Score	RPI	S	Opponent	Score	RPI	S	Opponent	Score	RPI	S	Opponent	Score		
				32	A	South Dakota	57 96	51	A	Creighton	59 70	135	H	Valparaiso	54 66		
				32	H	South Dakota	36 80	66	A	UNI	63 95	145	A	Northeastern	61 72		
				39	H	Iowa St.	58 86	71	A	South Dakota St.	52 60	148	H	Wisconsin	63 64		
				50	A	Bradley	64 70	71	H	South Dakota St.	58 85	162	H	Wyoming	57 66		
												171	H	Northern Ill.	68 74		
												203	A	Oral Roberts	62 70		
												203	H	Oral Roberts	76 80		
												211	A	Western Ill.	79 86		
												211	H	Western Ill.	78 79		
												217	A	North Dakota	82 74		
												217	H	North Dakota	92 82		
												241	A	Denver	82 91		
												241	H	Denver	85 80		
												241	N	Denver	72 68		
												265	A	New Hampshire	67 61		
												308	A	Omaha	74 65		
												308	H	Omaha	67 64		
												340	A	Purdue Fort Wayne	58 44		
												340	H	Purdue Fort Wayne	74 53		
LAST 10 Division I																	
				241	N	Denver	72 68	340	H	Purdue Fort Wayne	74 53						
				308	H	Omaha	67 64	203	H	Oral Roberts	76 80						
				71	H	South Dakota St.	58 85	308	A	Omaha	74 65						
				217	A	North Dakota	82 74	211	A	Western Ill.	79 86						
				32	A	South Dakota	57 96	340	A	Purdue Fort Wayne	58 44						

North Dakota St.



# North Florida

Through Games Of March 8, 2020

Average RPI Win:	202	WON-LOST	WINNING	LAST 10	STRENGTH OF	OPP. STRENGTH	TEAM	ADJ.	CONF.	ADJ CONF.
Average RPI Loss:	128	RECORD	PCT. RANK	GAMES	SCHEDULE	OF SCHEDULE	RPI	RPI	RPI	RPI
DIV. I ONLY	14- 14	174	4-6	92	174	124	124	15	15	
DIV. I NON-CONF.	5- 6	187	0	36	181	80	80	14	14	
TOTALS	RPI 1-25	RPI 26-50	W-L RECORDS	RPI 51-100	RPI 101-150	RPI 150+				
14- 14	0- 1	0- 3	OVERALL	2- 2	2- 3	10- 5				
5- 4	0- 0	0- 1	HOME	1- 0	2- 0	2- 3				
7- 8	0- 1	0- 2	AWAY	0- 1	0- 3	7- 1				
2- 2	0- 0	0- 0	NEUTRAL	1- 1	0- 0	1- 1				
5- 6	0- 1	0- 1	NON-CONFERENCE	1- 1	1- 2	3- 1				
1- 0	0- 0	0- 0	HOME	0- 0	1- 0	0- 0				
2- 4	0- 1	0- 1	AWAY	0- 0	0- 2	2- 0				
2- 2	0- 0	0- 0	NEUTRAL	1- 1	0- 0	1- 1				
9- 8	0- 0	0- 2	CONFERENCE	1- 1	1- 1	7- 4				
4- 4	0- 0	0- 1	HOME	1- 0	1- 0	2- 3				
5- 4	0- 0	0- 1	AWAY	0- 1	0- 1	5- 1				
0- 0	0- 0	0- 0	NEUTRAL	0- 0	0- 0	0- 0				

RPI S	Opponent	Score	RPI S	Opponent	Score	RPI S	Opponent	Score	RPI S	Opponent	Score	Team's RPI: 124
14	A Indiana	45 72	31	A Florida St.	41 70	53	N Marist	54 69	120	A Miami (FL)	55 78	
			37	A FGCU	65 76	95	N Rider	80 70	126	H Holy Cross	80 60	
			37	H FGCU	50 72	99	A Liberty	54 76	137	A North Ala.	51 54	
						99	H Liberty	65 50	137	H North Ala.	67 65	
									148	A Wisconsin	62 75	
									158	N Norfolk St.	54 57	
									161	A Jacksonville	70 64	
									161	A Jacksonville	77 67	
									161	H Jacksonville	60 69	
									222	A Kennesaw St.	64 55	
									222	H Kennesaw St.	57 33	
									224	A Stetson	62 60	
									224	H Stetson	52 60	
									233	A Alabama A&M	73 64	
									246	A Lipscomb	68 60	
									246	H Lipscomb	66 73	
									255	N Nicholls St.	64 61	
									310	A FIU	64 49	
									331	A NJIT	56 60	
									331	H NJIT	71 48	
LAST 10 Division I												
161	A Jacksonville	77 67	137	H North Ala.	67 65							
224	A Stetson	62 60	331	A NJIT	56 60							
99	A Liberty	54 76	37	A FGCU	65 76							
246	H Lipscomb	66 73	224	H Stetson	52 60							
161	H Jacksonville	60 69	222	H Kennesaw St.	57 33							

Non-Div I Games: Warner 110 46 Edward Waters 80 51

North Florida

Loss, Non-Conf, S Site, H Home A Away N Neutral

# North Texas

Through Games Of March 8, 2020

Average RPI Win:	248	WON-LOST	WINNING	LAST 10	STRENGTH OF	OPP. STRENGTH	TEAM	ADJ.	CONF.	ADJ CONF.
Average RPI Loss:	133	RECORD	PCT. RANK	GAMES	SCHEDULE	OF SCHEDULE	RPI	RPI	RPI	RPI
DIV. I ONLY	10- 17	257	3-7	142	167	235	235	13	13	
DIV. I NON-CONF.	4- 5	195	0	182	295	220	220	16	16	
TOTALS	RPI 1-25	RPI 26-50	W-L RECORDS	RPI 51-100	RPI 101-150	RPI 150+				
10- 17	0- 1	1- 4	OVERALL	0- 3	0- 2	9- 7				
7- 6	0- 0	1- 1	HOME	0- 1	0- 2	6- 2				
3- 9	0- 0	0- 2	AWAY	0- 2	0- 0	3- 5				
0- 2	0- 1	0- 1	NEUTRAL	0- 0	0- 0	0- 0				
4- 5	0- 1	0- 1	NON-CONFERENCE	0- 0	0- 1	4- 2				
3- 1	0- 0	0- 0	HOME	0- 0	0- 1	3- 0				
1- 2	0- 0	0- 0	AWAY	0- 0	0- 0	1- 2				
0- 2	0- 1	0- 1	NEUTRAL	0- 0	0- 0	0- 0				
6- 12	0- 0	1- 3	CONFERENCE	0- 3	0- 1	5- 5				
4- 5	0- 0	1- 1	HOME	0- 1	0- 1	3- 2				
2- 7	0- 0	0- 2	AWAY	0- 2	0- 0	2- 3				
0- 0	0- 0	0- 0	NEUTRAL	0- 0	0- 0	0- 0				

RPI S	Opponent	Score	RPI S	Opponent	Score	RPI S	Opponent	Score	RPI S	Opponent	Score	Team's RPI: 235
16 N	NC State	65 76	29 H	Western Ky.	61 54	54 A	Rice	66 69	101 H	UAB	50 51	
			33 A	Old Dominion	66 71	54 H	Rice	52 67	102 H	UT Arlington	49 68	
			43 N	Texas	57 63	60 A	Charlotte	59 72	190 H	Louisiana	69 66	
			46 A	Middle Tenn.	63 74				202 A	Fla. Atlantic	78 84	
			46 H	Middle Tenn.	60 80				205 H	Southern Miss.	57 65	
									210 A	Hawaii	66 60	
									219 A	UTEP	63 67	
									219 H	UTEP	68 58	
									240 A	CSU Bakersfield	52 61	
									251 A	Marshall	77 69	
									251 H	Marshall	59 68	
									264 H	Louisiana Tech	74 69	
									280 A	Utah St.	55 66	
									310 A	FIU	56 58	
									321 A	UTSA	79 55	
									321 H	UTSA	94 55	
									322 H	Alcorn	67 31	
									348 H	La.-Monroe	63 51	
LAST 10 Division I												
219 H	UTEP	68 58	33 A	Old Dominion	66 71							
46 A	Middle Tenn.	63 74	60 A	Charlotte	59 72							
251 A	Marshall	77 69	101 H	UAB	50 51							
321 H	UTSA	94 55	46 H	Middle Tenn.	60 80							
54 A	Rice	66 69	54 H	Rice	52 67							

Non-Div I Games: Mid-Amer. Christian59 61 Xavier (LA) 68 31 Tex. A&M-Texarkana 114 54

North Texas

Loss, Non-Conf, S Site, H Home A Away N Neutral

## Northeastern

Through Games Of March 8, 2020

Average RPI Win:	223	WON-LOST	WINNING	LAST 10	STRENGTH OF	OPP. STRENGTH	TEAM	ADJ.	CONF.	ADJ CONF.
Average RPI Loss:	95	RECORD	PCT. RANK	GAMES	SCHEDULE	OF SCHEDULE	RPI	RPI	RPI	RPI
DIV. I ONLY	13- 16	203	4-6	77	133	145	145	14	14	
DIV. I NON-CONF.	4- 7	225	0	22	61	112	112	13	13	
TOTALS	RPI 1-25	RPI 26-50	W-L RECORDS	RPI 51-100	RPI 101-150	RPI 150+				
13- 16	0- 2	0- 6	OVERALL	0- 2	2- 2	11- 4				
8- 6	0- 0	0- 4	HOME	0- 1	1- 0	7- 1				
5- 10	0- 2	0- 2	AWAY	0- 1	1- 2	4- 3				
0- 0	0- 0	0- 0	NEUTRAL	0- 0	0- 0	0- 0				
4- 7	0- 2	0- 2	NON-CONFERENCE	0- 2	1- 1	3- 0				
2- 3	0- 0	0- 2	HOME	0- 1	0- 0	2- 0				
2- 4	0- 2	0- 0	AWAY	0- 1	1- 1	1- 0				
0- 0	0- 0	0- 0	NEUTRAL	0- 0	0- 0	0- 0				
9- 9	0- 0	0- 4	CONFERENCE	0- 0	1- 1	8- 4				
6- 3	0- 0	0- 2	HOME	0- 0	1- 0	5- 1				
3- 6	0- 0	0- 2	AWAY	0- 0	0- 1	3- 3				
0- 0	0- 0	0- 0	NEUTRAL	0- 0	0- 0	0- 0				

RPI 1-25				RPI 26-50				RPI 51-100				RPI 101+ Team's RPI: 145			
RPI	S	Opponent	Score	RPI	S	Opponent	Score	RPI	S	Opponent	Score	RPI	S	Opponent	Score
2	A	Oregon	47 89	30	A	James Madison	54 67	52	H	Yale	63 78	104	A	William & Mary	64 80
18	A	Central Mich.	63 79	30	H	James Madison	64 86	89	A	Fordham	58 74	104	H	William & Mary	61 55
				32	H	South Dakota	76 80					119	A	Harvard	46 44
				38	H	Dayton	60 71					129	A	Boston U.	56 72
				41	A	Drexel	41 50					160	A	Maine	66 58
				41	H	Drexel	51 67					172	A	Elon	69 45
												172	H	Elon	68 65
												186	A	Delaware	72 62
												186	H	Delaware	69 81
												193	A	Towson	68 81
												193	H	Towson	66 63
												256	H	North Dakota St.	72 61
												261	A	Col. of Charleston	61 66
												261	H	Col. of Charleston	72 68
												273	A	UNCW	48 61
												273	H	UNCW	63 61
												328	A	Hofstra	62 54
												328	H	Hofstra	74 51
												345	H	Hartford	60 47
LAST 10 Division I															
328	A	Hofstra	62 54	172	A	Elon	69 45								
261	A	Col. of Charleston	61 66	104	A	William & Mary	64 80								
273	A	UNCW	48 61	41	H	Drexel	51 67								
193	H	Towson	66 63	186	H	Delaware	69 81								
30	H	James Madison	64 86	273	H	UNCW	63 61								

Non-Div I Games:

Northeastern

■ Loss, 
 ■ Non-Conf, 
 ■ S Site, 
 ■ H Home 
 ■ A Away 
 N Neutral

Northern Ariz.

Through Games Of March 8, 2020

Average RPI Win:	245	WON-LOST	WINNING	LAST 10	STRENGTH OF	OPP. STRENGTH	TEAM	ADJ.	CONF.	ADJ CONF.
Average RPI Loss:	142	RECORD	PCT. RANK	GAMES	SCHEDULE	OF SCHEDULE	RPI	RPI	RPI	RPI
DIV. I ONLY	15- 14	160	5-5	201	234	180	180	18	18	
DIV. I NON-CONF.	3- 6	235	0	104	267	192	192	17	17	
TOTALS	RPI 1-25	RPI 26-50	W-L RECORDS	RPI 51-100	RPI 101-150	RPI 150+				
15- 14	0- 1	0- 0	OVERALL	0- 4	3- 0	12- 9				
7- 5	0- 0	0- 0	HOME	0- 1	1- 0	6- 4				
7- 8	0- 0	0- 0	AWAY	0- 3	1- 0	6- 5				
1- 1	0- 1	0- 0	NEUTRAL	0- 0	1- 0	0- 0				
3- 6	0- 1	0- 0	NON-CONFERENCE	0- 2	1- 0	2- 3				
1- 1	0- 0	0- 0	HOME	0- 0	0- 0	1- 1				
1- 4	0- 0	0- 0	AWAY	0- 2	0- 0	1- 2				
1- 1	0- 1	0- 0	NEUTRAL	0- 0	1- 0	0- 0				
12- 8	0- 0	0- 0	CONFERENCE	0- 2	2- 0	10- 6				
6- 4	0- 0	0- 0	HOME	0- 1	1- 0	5- 3				
6- 4	0- 0	0- 0	AWAY	0- 1	1- 0	5- 3				
0- 0	0- 0	0- 0	NEUTRAL	0- 0	0- 0	0- 0				

RPI S	Opponent	Score	RPI S	Opponent	Score	RPI S	Opponent	Score	RPI S	Opponent	Score	Team's RPI: 180
20 N	Oregon St.	57 91				54 A	Rice	57 71	108 A	Idaho	71 70	
						63 A	Montana St.	71 73	108 H	Idaho	70 67	
						63 H	Montana St.	64 72	146 N	San Jose St.	67 64	
						69 A	Fresno St.	66 83	154 A	Montana	57 70	
									154 H	Montana	71 79	
									157 H	UC Davis	61 71	
									176 A	Southern Utah	64 82	
									176 H	Southern Utah	84 76	
									182 A	Idaho St.	70 59	
									182 H	Idaho St.	76 79	
									194 A	Portland St.	54 66	
									194 H	Portland St.	63 68	
									226 A	Northern Colo.	71 60	
									226 H	Northern Colo.	72 45	
									229 A	New Mexico	76 83	
									284 A	California Baptist	79 98	
									305 A	Sacramento St.	85 65	
									305 H	Sacramento St.	114 107	
									306 H	Seattle U	88 80	
									312 A	Eastern Wash.	70 62	
									312 H	Eastern Wash.	63 58	
									315 A	Houston Baptist	79 62	
									327 A	Weber St.	88 82	
									327 H	Weber St.	92 61	
LAST 10 Division I												
194 H	Portland St.	63 68	176 A	Southern Utah	64 82							
63 A	Montana St.	71 73	226 A	Northern Colo.	71 60							
154 A	Montana	57 70	327 H	Weber St.	92 61							
312 H	Eastern Wash.	63 58	182 H	Idaho St.	76 79							
108 H	Idaho	70 67	312 A	Eastern Wash.	70 62							

Non-Div I Games:

Northern Ariz.

Loss, Non-Conf, S Site, H Home A Away N Neutral

KANSAS STATE				THROUGH GAMES OF MARCH 9, 1916						
Average RPI Win:	248	WON-LOST	WINNING	LAST 10	STRENGTH OF	OPP. STRENGTH	TEAM	ADJ.	CONF.	ADJ CONF.
Average RPI Loss:	157	RECORD	PCT. RANK	GAMES	SCHEDULE	OF SCHEDULE	RPI	RPI	RPI	RPI
DIV. I ONLY	12- 17	223	3-7	227	197	226	226	18	18	
DIV. I NON-CONF.	4- 5	195	0	154	141	153	153	17	17	
TOTALS	RPI 1-25		RPI 26-50	W-L RECORDS		RPI 51-100	RPI 101-150		RPI 150+	
12- 17	0- 2		0- 0	OVERALL		0- 2	0- 2		12- 11	
4- 9	0- 0		0- 0	HOME		0- 1	0- 1		4- 7	
8- 8	0- 2		0- 0	AWAY		0- 1	0- 1		8- 4	
0- 0	0- 0		0- 0	NEUTRAL		0- 0	0- 0		0- 0	
4- 5	0- 2		0- 0	NON-CONFERENCE		0- 0	0- 0		4- 3	
1- 2	0- 0		0- 0	HOME		0- 0	0- 0		1- 2	
3- 3	0- 2		0- 0	AWAY		0- 0	0- 0		3- 1	
0- 0	0- 0		0- 0	NEUTRAL		0- 0	0- 0		0- 0	
8- 12	0- 0		0- 0	CONFERENCE		0- 2	0- 2		8- 8	
3- 7	0- 0		0- 0	HOME		0- 1	0- 1		3- 5	
5- 5	0- 0		0- 0	AWAY		0- 1	0- 1		5- 3	
0- 0	0- 0		0- 0	NEUTRAL		0- 0	0- 0		0- 0	

RPI 1-25					
RPI	S	Opponent	Score		
6	A	Stanford	36	90	
13	A	UCLA	58	92	
RPI 26-50					
RPI	S	Opponent	Score		
RPI 51-100					
RPI	S	Opponent	Score		
63	A	Montana St.	58	91	
63	H	Montana St.	63	73	
RPI 101+					
RPI	S	Opponent	Score		
108	A	Idaho	65	70	
108	H	Idaho	46	57	
154	A	Montana	67	58	
154	H	Montana	55	70	
162	A	Wyoming	46	44	
176	A	Southern Utah	50	64	
176	H	Southern Utah	55	68	
180	A	Northern Ariz.	45	72	
180	H	Northern Ariz.	60	71	
182	A	Idaho St.	39	59	
182	H	Idaho St.	55	71	
194	A	Portland St.	78	51	
194	H	Portland St.	77	58	
207	A	Chattanooga	59	42	
213	H	San Francisco	83	90	
228	A	SMU	61	52	
241	A	Denver	55	74	
270	H	Air Force	72	62	
292	H	Colorado St.	58	75	
305	A	Sacramento St.	73	63	
305	H	Sacramento St.	90	73	
312	A	Eastern Wash.	67	61	
312	H	Eastern Wash.	63	42	
327	A	Weber St.	69	65	
327	H	Weber St.	60	65	
Team's RPI: 226					

Non-Div I Games:

Northern Colo.

Loss, Non-Conf, S Site, H Home A Away N Neutral

## Northern Ill.

Through Games Of March 8, 2020

Average RPI Win:	193	WON-LOST	WINNING	LAST 10	STRENGTH OF	OPP. STRENGTH	TEAM	ADJ.	CONF.	ADJ CONF.
Average RPI Loss:	103	RECORD	PCT. RANK	GAMES	SCHEDULE	OF SCHEDULE	RPI	RPI	RPI	RPI
DIV. I ONLY	11- 18	248	5-5	71	125	171	171	10	10	
DIV. I NON-CONF.	4- 7	225	0	71	187	159	159	10	10	
TOTALS	RPI 1-25	RPI 26-50	W-L RECORDS	RPI 51-100	RPI 101-150	RPI 150+				
11- 18	0- 3	0- 2	OVERALL	1- 5	1- 4	9- 4				
5- 8	0- 2	0- 0	HOME	1- 2	1- 3	3- 1				
5- 9	0- 1	0- 1	AWAY	0- 3	0- 1	5- 3				
1- 1	0- 0	0- 1	NEUTRAL	0- 0	0- 0	1- 0				
4- 7	0- 1	0- 2	NON-CONFERENCE	0- 1	0- 2	4- 1				
1- 3	0- 1	0- 0	HOME	0- 0	0- 2	1- 0				
2- 3	0- 0	0- 1	AWAY	0- 1	0- 0	2- 1				
1- 1	0- 0	0- 1	NEUTRAL	0- 0	0- 0	1- 0				
7- 11	0- 2	0- 0	CONFERENCE	1- 4	1- 2	5- 3				
4- 5	0- 1	0- 0	HOME	1- 2	1- 1	2- 1				
3- 6	0- 1	0- 0	AWAY	0- 2	0- 1	3- 2				
0- 0	0- 0	0- 0	NEUTRAL	0- 0	0- 0	0- 0				

RPI S	Opponent	Score	RPI S	Opponent	Score	RPI S	Opponent	Score	RPI S	Opponent	Score	Team's RPI: 171
18	A Central Mich.	60 66	32	N South Dakota	48 91	58	A Ball St.	89 97	107	H Southern Ill.	61 80	
18	H Central Mich.	66 70	45	A Purdue	63 68	58	H Ball St.	70 62	110	H Buffalo	64 63	
25	H Drake	49 73				74	A Illinois St.	66 69	119	H Harvard	53 59	
						85	A Ohio	67 87	143	A Western Mich.	50 63	
						85	H Ohio	79 85	143	H Western Mich.	65 68	
						97	H Kent St.	71 79	165	A Akron	70 65	
									181	A Eastern Mich.	55 62	
									181	H Eastern Mich.	65 59	
									185	A Toledo	86 79	
									185	H Toledo	51 63	
									198	H Eastern Ill.	61 48	
									206	N Tennessee Tech	82 74	
									216	A Milwaukee	65 78	
									225	A Miami (OH)	64 66	
									225	H Miami (OH)	86 84	
									252	A Bowling Green	92 87	
									256	A North Dakota St.	74 68	
									292	A Colorado St.	80 75	
LAST 10 Division I												
185	A Toledo	86 79	58	A Ball St.	89 97							
58	H Ball St.	70 62	143	H Western Mich.	65 68							
143	A Western Mich.	50 63	225	H Miami (OH)	86 84							
181	H Eastern Mich.	65 59	252	A Bowling Green	92 87							
18	H Central Mich.	66 70	18	A Central Mich.	60 66							

Non-Div I Games:

Northern Ill.

■ Loss, 
■ Non-Conf, 
■ S Site, 
■ H Home 
■ A Away 
N Neutral

## Northern Ky.

Through Games Of March 8, 2020

Average RPI Win:	263	WON-LOST	WINNING	LAST 10	STRENGTH OF	OPP. STRENGTH	TEAM	ADJ.	CONF.	ADJ CONF.
Average RPI Loss:	144	RECORD	PCT. RANK	GAMES	SCHEDULE	OF SCHEDULE	RPI	RPI	RPI	RPI
DIV. I ONLY	20- 11	81	8-2	314	230	178	178	22	22	
DIV. I NON-CONF.	6- 5	151	0	304	143	217	217	22	22	
TOTALS	RPI 1-25	RPI 26-50	W-L RECORDS	RPI 51-100	RPI 101-150	RPI 150+				
20- 11	0- 1	0- 0	OVERALL	1- 3	1- 1	18- 6				
12- 4	0- 1	0- 0	HOME	1- 1	1- 0	10- 2				
7- 7	0- 0	0- 0	AWAY	0- 2	0- 1	7- 4				
1- 0	0- 0	0- 0	NEUTRAL	0- 0	0- 0	1- 0				
6- 5	0- 1	0- 0	NON-CONFERENCE	0- 2	0- 0	6- 2				
3- 2	0- 1	0- 0	HOME	0- 1	0- 0	3- 0				
2- 3	0- 0	0- 0	AWAY	0- 1	0- 0	2- 2				
1- 0	0- 0	0- 0	NEUTRAL	0- 0	0- 0	1- 0				
14- 6	0- 0	0- 0	CONFERENCE	1- 1	1- 1	12- 4				
9- 2	0- 0	0- 0	HOME	1- 0	1- 0	7- 2				
5- 4	0- 0	0- 0	AWAY	0- 1	0- 1	5- 2				
0- 0	0- 0	0- 0	NEUTRAL	0- 0	0- 0	0- 0				

RPI 1-25				RPI 26-50				RPI 51-100				RPI 101+ Team's RPI: 178			
RPI	S	Opponent	Score	RPI	S	Opponent	Score	RPI	S	Opponent	Score	RPI	S	Opponent	Score
7	H	Louisville	57 85					55	A	Belmont	45 62	118	A	Green Bay	44 65
								78	A	IUPUI	61 89	118	H	Green Bay	63 43
								78	H	IUPUI	65 62	166	A	Wright St.	69 79
								84	H	Saint Louis	42 67	166	H	Wright St.	55 63
												189	A	Cleveland St.	62 66
												189	H	Cleveland St.	68 73
												216	A	Milwaukee	61 49
												216	H	Milwaukee	78 58
												216	H	Milwaukee	61 37
												237	H	Central Ark.	72 56
												246	A	Lipscomb	69 71
												247	N	Jacksonville St.	66 63
												262	A	Youngstown St.	59 55
												262	H	Youngstown St.	75 56
												271	H	Wofford	80 72
												276	A	Indiana St.	70 68
												285	A	Oakland	67 65
												285	H	Oakland	69 60
												290	A	Eastern Ky.	62 69
												308	H	Omaha	57 40
												310	A	FIU	67 45
												332	A	Detroit Mercy	82 61
												332	H	Detroit Mercy	72 60
												332	H	Detroit Mercy	94 47
												341	A	UIC	88 46
												341	H	UIC	78 35
LAST 10 Division I															
216	H	Milwaukee	78 58	78	H	IUPUI	65 62								
332	H	Detroit Mercy	94 47	341	H	UIC	78 35								
285	A	Oakland	67 65	262	A	Youngstown St.	59 55								
332	A	Detroit Mercy	82 61	189	A	Cleveland St.	62 66								
166	A	Wright St.	69 79	118	H	Green Bay	63 43								

Non-Div I Games:

Northern Ky.

■ Loss, 
 ■ Non-Conf, S Site, 
 ■ Home 
 ■ Away 
 N Neutral

Average RPI Win: 115		WON-LOST	WINNING	LAST 10	STRENGTH OF	OPP. STRENGTH	TEAM	ADJ.	CONF.	ADJ CONF.
Average RPI Loss: 19		RECORD	PCT. RANK	GAMES	SCHEDULE	OF SCHEDULE	RPI	RPI	RPI	RPI
DIV. I ONLY		26- 4	13	9-1	38	5	12	12	2	2
DIV. I NON-CONF.		10- 1	20	0	100	21	26	26	1	1
TOTALS		RPI 1-25	RPI 26-50		W-L RECORDS		RPI 51-100	RPI 101-150	RPI 150+	
26- 4	4- 3	5- 1		OVERALL		3- 0	6- 0	8- 0		
14- 2	1- 2	3- 0		HOME		2- 0	4- 0	4- 0		
10- 1	3- 1	2- 0		AWAY		1- 0	2- 0	2- 0		
2- 1	0- 0	0- 1		NEUTRAL		0- 0	0- 0	2- 0		
10- 1	1- 1	1- 0		NON-CONFERENCE		1- 0	3- 0	4- 0		
6- 1	0- 1	0- 0		HOME		1- 0	3- 0	2- 0		
2- 0	1- 0	1- 0		AWAY		0- 0	0- 0	0- 0		
2- 0	0- 0	0- 0		NEUTRAL		0- 0	0- 0	2- 0		
16- 3	3- 2	4- 1		CONFERENCE		2- 0	3- 0	4- 0		
8- 1	1- 1	3- 0		HOME		1- 0	1- 0	2- 0		
8- 1	2- 1	1- 0		AWAY		1- 0	2- 0	2- 0		
0- 1	0- 0	0- 1		NEUTRAL		0- 0	0- 0	0- 0		

RPI 1-25				Team's RPI: 12		RPI 26-50				RPI 51-100				RPI 101+			
RPI	S	Opponent	Score	RPI	S	Opponent	Score	RPI	S	Opponent	Score	RPI	S	Opponent	Score		
3	A	Maryland	61 70	26	A	Duke	63 42	62	H	Boston College	66 63	102	H	UT Arlington	74 47		
3	H	Maryland	81 58	34	A	Michigan	66 60	90	H	Nebraska	60 56	103	A	Michigan St.	76 48		
14	A	Indiana	71 69	34	H	Michigan	81 73	93	A	Minnesota	56 54	103	H	Michigan St.	85 55		
15	H	Iowa	51 77	34	N	Michigan	59 67					111	H	Colgate	73 44		
17	A	Ohio St.	69 55	45	H	Purdue	61 56					135	H	Valparaiso	69 48		
22	H	DePaul	68 70	49	H	Rutgers	82 65					148	A	Wisconsin	82 66		
24	A	Marquette	64 56									167	H	Dartmouth	79 37		
												204	A	Illinois	77 50		
												204	H	Illinois	75 58		
												220	A	Penn St.	82 59		
												220	H	Penn St.	85 59		
												242	N	East Carolina	64 45		
												268	N	Xavier	79 59		
												279	H	Loyola Maryland	67 46		
LAST 10 Division I																	
				34	N	Michigan	59 67	90	H	Nebraska	60 56						
				204	H	Illinois	75 58	34	A	Michigan	66 60						
				17	A	Ohio St.	69 55	103	H	Michigan St.	85 55						
				148	A	Wisconsin	82 66	220	A	Penn St.	82 59						
				49	H	Rutgers	82 65	34	H	Michigan	81 73						

Non-Div I Games:

Northwestern

Loss, Non-Conf, S Site, H Home A Away N Neutral



Average RPI Win:	315	WON-LOST	WINNING	LAST 10	STRENGTH OF	OPP. STRENGTH	TEAM	ADJ.	CONF.	ADJ CONF.
Average RPI Loss:	186	RECORD	PCT. RANK	GAMES	SCHEDULE	OF SCHEDULE	RPI	RPI	RPI	RPI
DIV. I ONLY	5- 21	322	2-8	307	285	336	336	23	23	
DIV. I NON-CONF.	1- 5	313	0	224	263	321	321	24	24	
TOTALS	RPI 1-25	RPI 26-50	W-L RECORDS	RPI 51-100	RPI 101-150	RPI 150+				
5- 21	0- 0	0- 2	OVERALL	0- 4	0- 2	5- 13				
4- 8	0- 0	0- 0	HOME	0- 2	0- 1	4- 5				
1- 13	0- 0	0- 2	AWAY	0- 2	0- 1	1- 8				
0- 0	0- 0	0- 0	NEUTRAL	0- 0	0- 0	0- 0				
1- 5	0- 0	0- 2	NON-CONFERENCE	0- 0	0- 1	1- 2				
1- 1	0- 0	0- 0	HOME	0- 0	0- 0	1- 1				
0- 4	0- 0	0- 2	AWAY	0- 0	0- 1	0- 1				
0- 0	0- 0	0- 0	NEUTRAL	0- 0	0- 0	0- 0				
4- 16	0- 0	0- 0	CONFERENCE	0- 4	0- 1	4- 11				
3- 7	0- 0	0- 0	HOME	0- 2	0- 1	3- 4				
1- 9	0- 0	0- 0	AWAY	0- 2	0- 0	1- 7				
0- 0	0- 0	0- 0	NEUTRAL	0- 0	0- 0	0- 0				

RPI S	Opponent	Score	RPI S	Opponent	Score	RPI S	Opponent	Score	RPI S	Opponent	Score	Team's RPI: 336
28	A Arkansas	39 99	77	H A&M-Corpus Christi	59 72	134	A Texas Tech	49 79				
43	A Texas	49 91	83	A SFA	40 89	147	H Sam Houston St.	69 79				
			83	H SFA	45 61	156	H Jackson St.	49 66				
			86	A Abilene Christian	69 84	170	A New Orleans	76 82				
						170	H New Orleans	63 77				
						237	A Central Ark.	62 80				
						237	H Central Ark.	44 51				
						253	A Southeastern La.	41 66				
						253	H Southeastern La.	56 72				
						255	A Nicholls St.	66 73				
						255	H Nicholls St.	58 54				
						266	A Lamar University	58 61				
						267	A Incarnate Word	39 76				
						267	H Incarnate Word	67 69				
						315	A Houston Baptist	54 46				
						315	H Houston Baptist	69 60				
						344	H Grambling	65 61				
						347	A McNeese	51 61				
						347	H McNeese	70 60				
						348	A La.-Monroe	54 63				
LAST 10 Division I												
237	A Central Ark.	62 80	347	H McNeese	70 60							
170	A New Orleans	76 82	267	A Incarnate Word	39 76							
253	A Southeastern La.	41 66	315	A Houston Baptist	54 46							
83	H SFA	45 61	86	A Abilene Christian	69 84							
255	A Nicholls St.	66 73	237	H Central Ark.	44 51							

Non-Div I Games: LeTourneau 91 61 LSU-Shreveport 63 68 Central Baptist 61 59

Northwestern St.

Loss, Non-Conf, S Site, H Home A Away N Neutral

Notre Dame

Through Games Of March 8, 2020

Average RPI Win:	140	WON-LOST	WINNING	LAST 10	STRENGTH OF	OPP. STRENGTH	TEAM	ADJ.	CONF.	ADJ CONF.
Average RPI Loss:	72	RECORD	PCT. RANK	GAMES	SCHEDULE	OF SCHEDULE	RPI	RPI	RPI	RPI
DIV. I ONLY	13- 18	222	6-4	33	31	122	122	5	5	
DIV. I NON-CONF.	5- 7	205	0	10	10	93	93	4	4	
TOTALS	RPI 1-25	RPI 26-50	W-L RECORDS	RPI 51-100	RPI 101-150	RPI 150+				
13- 18	0- 5	2- 3	OVERALL	4- 7	3- 1	4- 2				
6- 9	0- 3	0- 1	HOME	1- 3	2- 1	3- 1				
6- 6	0- 2	2- 1	AWAY	2- 3	1- 0	1- 0				
1- 3	0- 0	0- 1	NEUTRAL	1- 1	0- 0	0- 1				
5- 7	0- 2	1- 1	NON-CONFERENCE	2- 3	0- 1	2- 0				
2- 4	0- 1	0- 0	HOME	0- 2	0- 1	2- 0				
2- 1	0- 1	1- 0	AWAY	1- 0	0- 0	0- 0				
1- 2	0- 0	0- 1	NEUTRAL	1- 1	0- 0	0- 0				
8- 11	0- 3	1- 2	CONFERENCE	2- 4	3- 0	2- 2				
4- 5	0- 2	0- 1	HOME	1- 1	2- 0	1- 1				
4- 5	0- 1	1- 1	AWAY	1- 3	1- 0	1- 0				
0- 1	0- 0	0- 0	NEUTRAL	0- 0	0- 0	0- 1				

RPI 1-25					RPI 26-50					RPI 51-100					RPI 101+ Team's RPI: 122				
RPI	S	Opponent	Score		RPI	S	Opponent	Score		RPI	S	Opponent	Score		RPI	S	Opponent	Score	
4	A	UConn	57	81	26	A	Duke	47	50	62	A	Boston College	55	56	103	H	Michigan St.	69	72
7	A	Louisville	49	82	31	A	Florida St.	70	67	62	H	Boston College	65	75	115	A	Wake Forest	75	71
7	H	Louisville	54	86	34	A	Michigan	76	72	64	H	Tennessee	63	74	120	H	Miami (FL)	76	53
16	H	NC State	56	90	37	N	FGCU	60	69	65	N	South Fla.	67	51	149	H	North Carolina	83	65
22	H	DePaul	94	105	40	H	Virginia Tech	62	68	71	N	South Dakota St.	59	65	185	H	Toledo	54	51

Non-Div I Games:

Notre Dame

Loss, Non-Conf, S Site, H Home A Away N Neutral

Average RPI Win:	279	WON-LOST	WINNING	LAST 10	STRENGTH OF	OPP. STRENGTH	TEAM	ADJ.	CONF.	ADJ CONF.
Average RPI Loss:	167	RECORD	PCT. RANK	GAMES	SCHEDULE	OF SCHEDULE	RPI	RPI	RPI	RPI
DIV. I ONLY	9- 19	279	3-7	282	238	285	285	22	22	
DIV. I NON-CONF.	3- 6	235	0	283	133	254	254	22	22	
TOTALS	RPI 1-25	RPI 26-50	W-L RECORDS	RPI 51-100	RPI 101-150	RPI 150+				
9- 19	0- 1	0- 2	OVERALL	0- 2	1- 2	8- 12				
4- 7	0- 1	0- 1	HOME	0- 1	1- 0	3- 4				
4- 12	0- 0	0- 1	AWAY	0- 1	0- 2	4- 8				
1- 0	0- 0	0- 0	NEUTRAL	0- 0	0- 0	1- 0				
3- 6	0- 1	0- 2	NON-CONFERENCE	0- 0	0- 1	3- 2				
0- 2	0- 1	0- 1	HOME	0- 0	0- 0	0- 0				
2- 4	0- 0	0- 1	AWAY	0- 0	0- 1	2- 2				
1- 0	0- 0	0- 0	NEUTRAL	0- 0	0- 0	1- 0				
6- 13	0- 0	0- 0	CONFERENCE	0- 2	1- 1	5- 10				
4- 5	0- 0	0- 0	HOME	0- 1	1- 0	3- 4				
2- 8	0- 0	0- 0	AWAY	0- 1	0- 1	2- 6				
0- 0	0- 0	0- 0	NEUTRAL	0- 0	0- 0	0- 0				

RPI 1-25			RPI 26-50			RPI 51-100			RPI 101+ Team's RPI: 285		
RPI	S	Opponent	Score	RPI	S	Opponent	Score	RPI	S	Opponent	Score
18	H	Central Mich.	47 65	34	A	Michigan	64 79	78	A	IUPUI	41 76
				50	H	Bradley	58 74	78	H	IUPUI	63 89
LAST 10 Division I											
216	A	Milwaukee	65 73	118	A	Green Bay	51 76	103	A	Michigan St.	56 76
178	H	Northern Ky.	65 67	216	A	Milwaukee	67 74	118	H	Green Bay	51 76
166	H	Wright St.	60 77	78	H	IUPUI	63 89	118	H	Green Bay	93 88
262	A	Youngstown St.	86 73	341	H	UIC	63 46	166	A	Wright St.	66 85
189	A	Cleveland St.	64 83	332	H	Detroit Mercy	65 60	166	H	Wright St.	60 77
								178	A	Northern Ky.	60 69
								178	H	Northern Ky.	65 67
								189	A	Cleveland St.	64 83
								189	H	Cleveland St.	58 79
								216	A	Milwaukee	67 74
								216	A	Milwaukee	65 73
								216	H	Milwaukee	78 62
								247	N	Jacksonville St.	61 55
								262	A	Youngstown St.	86 73
								262	H	Youngstown St.	74 79
								291	A	Niagara	63 77
								296	A	St. Bonaventure	66 80
								310	A	FIU	58 49
								332	A	Detroit Mercy	71 57
								332	H	Detroit Mercy	65 60
								341	A	UIC	64 70
								341	H	UIC	63 46
								349	A	Chicago St.	98 70

Non-Div I Games: Lourdes 72 53 Concordia (MI) 76 42

Oakland

Loss, Non-Conf, S Site, H Home A Away N Neutral

Average RPI Win:	175	WON-LOST	WINNING	LAST 10	STRENGTH OF	OPP. STRENGTH	TEAM	ADJ.	CONF.	ADJ CONF.
Average RPI Loss:	97	RECORD	PCT. RANK	GAMES	SCHEDULE	OF SCHEDULE	RPI	RPI	RPI	RPI
DIV. I ONLY	18- 11	99	5-5	118	84	85	85	10	10	
DIV. I NON-CONF.	7- 4	100	0	137	30	74	74	10	10	
TOTALS	RPI 1-25	RPI 26-50	W-L RECORDS	RPI 51-100	RPI 101-150	RPI 150+				
18- 11	1- 3	0- 1	OVERALL	3- 3	1- 2	13- 2				
11- 2	0- 1	0- 0	HOME	3- 0	0- 1	8- 0				
6- 8	1- 2	0- 1	AWAY	0- 2	1- 1	4- 2				
1- 1	0- 0	0- 0	NEUTRAL	0- 1	0- 0	1- 0				
7- 4	1- 1	0- 1	NON-CONFERENCE	1- 2	0- 0	5- 0				
4- 0	0- 0	0- 0	HOME	1- 0	0- 0	3- 0				
2- 3	1- 1	0- 1	AWAY	0- 1	0- 0	1- 0				
1- 1	0- 0	0- 0	NEUTRAL	0- 1	0- 0	1- 0				
11- 7	0- 2	0- 0	CONFERENCE	2- 1	1- 2	8- 2				
7- 2	0- 1	0- 0	HOME	2- 0	0- 1	5- 0				
4- 5	0- 1	0- 0	AWAY	0- 1	1- 1	3- 2				
0- 0	0- 0	0- 0	NEUTRAL	0- 0	0- 0	0- 0				

RPI 1-25				RPI 26-50				RPI 51-100 Team's RPI: 85				RPI 101+			
RPI	S	Opponent	Score	RPI	S	Opponent	Score	RPI	S	Opponent	Score	RPI	S	Opponent	Score
17	A	Ohio St.	74 68	43	A	Texas	60 73	58	H	Ball St.	79 71	110	A	Buffalo	76 65
18	A	Central Mich.	90 92					78	H	IUPUI	70 64	110	H	Buffalo	62 63
18	H	Central Mich.	71 73					97	A	Kent St.	77 81	143	A	Western Mich.	72 73
19	A	TCU	72 79					97	H	Kent St.	63 57	165	A	Akron	76 79
								98	N	Butler	55 60	165	H	Akron	70 57
								100	A	Syracuse	54 66	171	A	Northern Ill.	85 79
												171	H	Northern Ill.	87 67
												181	A	Eastern Mich.	75 65
												185	H	Toledo	86 58
												201	H	American	81 69
												207	A	Chattanooga	70 58
												225	A	Miami (OH)	84 70
												225	H	Miami (OH)	92 78
												251	H	Marshall	67 51
												252	A	Bowling Green	68 82
												252	H	Bowling Green	79 69
												267	H	Incarnate Word	78 41
												286	N	Pittsburgh	72 50
LAST 10 Division I															
225	H	Miami (OH)	92 78	185	H	Toledo	86 58	225	A	Miami (OH)	84 70				
97	A	Kent St.	77 81	97	H	Kent St.	63 57	181	A	Eastern Mich.	75 65				
110	H	Buffalo	62 63	18	A	Central Mich.	90 92								
252	A	Bowling Green	68 82												
165	A	Akron	76 79												

Non-Div I Games:

Ohio

Average RPI Win:	105	WON-LOST	WINNING	LAST 10	STRENGTH OF	OPP. STRENGTH	TEAM	ADJ.	CONF.	ADJ CONF.
Average RPI Loss:	30	RECORD	PCT. RANK	GAMES	SCHEDULE	OF SCHEDULE	RPI	RPI	RPI	RPI
DIV. I ONLY	21- 12	90	7-3	1	9	17	17	2	2	
DIV. I NON-CONF.	7- 4	100	0	3	49	14	14	1	1	
TOTALS	RPI 1-25	RPI 26-50	W-L RECORDS	RPI 51-100	RPI 101-150	RPI 150+				
21- 12	3- 7	3- 3	OVERALL	8- 1	2- 1	5- 0				
8- 5	1- 3	1- 1	HOME	2- 1	1- 0	3- 0				
8- 5	1- 3	1- 1	AWAY	4- 0	0- 1	2- 0				
5- 2	1- 1	1- 1	NEUTRAL	2- 0	1- 0	0- 0				
7- 4	1- 2	0- 1	NON-CONFERENCE	3- 1	1- 0	2- 0				
2- 2	1- 1	0- 0	HOME	0- 1	0- 0	1- 0				
3- 1	0- 1	0- 0	AWAY	2- 0	0- 0	1- 0				
2- 1	0- 0	0- 1	NEUTRAL	1- 0	1- 0	0- 0				
14- 8	2- 5	3- 2	CONFERENCE	5- 0	1- 1	3- 0				
6- 3	0- 2	1- 1	HOME	2- 0	1- 0	2- 0				
5- 4	1- 2	1- 1	AWAY	2- 0	0- 1	1- 0				
3- 1	1- 1	1- 0	NEUTRAL	1- 0	0- 0	0- 0				

RPI S	Opponent	Score	RPI S	Opponent	Score	RPI S	Opponent	Score	RPI S	Opponent	Score
3	A Maryland	62 72	32	N South Dakota	53 68	59	A Cincinnati	78 73	103	A Michigan St.	65 68
3	H Maryland	65 85	34	H Michigan	78 69	66	N UNI	64 46	135	N Valparaiso	89 38
3	N Maryland	65 82	34	N Michigan	66 60	85	H Ohio	68 74	148	H Wisconsin	82 74
4	H UConn	62 73	45	A Purdue	77 56	90	A Nebraska	80 74	169	H Radford	70 57
6	A Stanford	52 71	45	H Purdue	50 66	90	H Nebraska	65 52	204	A Illinois	78 58
7	H Louisville	67 60	49	A Rutgers	57 59	93	A Minnesota	66 63	204	H Illinois	77 47
12	H Northwestern	55 69				93	H Minnesota	99 76	220	H Penn St.	80 70
14	A Indiana	80 76				93	N Minnesota	77 56	305	A Sacramento St.	104 74
15	A Iowa	68 77				97	A Kent St.	75 65			
15	N Iowa	87 66									
LAST 10 Division I											
3	N Maryland	65 82	12	H Northwestern	55 69						
34	N Michigan	66 60	49	A Rutgers	57 59						
15	N Iowa	87 66	90	H Nebraska	65 52						
93	N Minnesota	77 56	14	A Indiana	80 76						
45	A Purdue	77 56	93	H Minnesota	99 76						

Non-Div I Games:

Ohio St.

■ Loss, 
 ■ Non-Conf, S Site, 
 ■ Home 
 ■ Away 
 N Neutral

Average RPI Win:	96	WON-LOST	WINNING	LAST 10	STRENGTH OF	OPP. STRENGTH	TEAM	ADJ.	CONF.	ADJ CONF.
Average RPI Loss:	67	RECORD	PCT. RANK	GAMES	SCHEDULE	OF SCHEDULE	RPI	RPI	RPI	RPI
DIV. I ONLY	12- 18	234	2-8	2	42	92	92	3	3	
DIV. I NON-CONF.	7- 5	131	0	5	93	47	47	3	3	
TOTALS	RPI 1-25	RPI 26-50	W-L RECORDS	RPI 51-100	RPI 101-150	RPI 150+				
12- 18	1- 6	2- 4	OVERALL	5- 3	3- 3	1- 2				
9- 8	1- 3	2- 1	HOME	3- 2	2- 2	1- 0				
3- 9	0- 2	0- 3	AWAY	2- 1	1- 1	0- 2				
0- 1	0- 1	0- 0	NEUTRAL	0- 0	0- 0	0- 0				
7- 5	1- 2	1- 1	NON-CONFERENCE	2- 0	2- 0	1- 2				
7- 1	1- 1	1- 0	HOME	2- 0	2- 0	1- 0				
0- 3	0- 0	0- 1	AWAY	0- 0	0- 0	0- 2				
0- 1	0- 1	0- 0	NEUTRAL	0- 0	0- 0	0- 0				
5- 13	0- 4	1- 3	CONFERENCE	3- 3	1- 3	0- 0				
2- 7	0- 2	1- 1	HOME	1- 2	0- 2	0- 0				
3- 6	0- 2	0- 2	AWAY	2- 1	1- 1	0- 0				
0- 0	0- 0	0- 0	NEUTRAL	0- 0	0- 0	0- 0				

RPI 1-25				RPI 26-50				RPI 51-100				RPI 101+			
RPI	S	Opponent	Score	RPI	S	Opponent	Score	RPI	S	Opponent	Score	RPI	S	Opponent	Score
4	N	UConn	53 97	29	A	Western Ky.	63 74	68	A	Oklahoma St.	77 75	101	H	UAB	82 75
5	A	Baylor	69 101	35	H	LSU	90 68	68	H	Oklahoma St.	69 73	131	A	Kansas	94 82
5	H	Baylor	56 77	39	A	Iowa St.	59 63	70	A	West Virginia	73 49	131	H	Kansas	80 83
8	H	Missouri St.	90 96	39	H	Iowa St.	81 72	70	H	West Virginia	68 58	134	A	Texas Tech	84 89
19	A	TCU	71 96	43	A	Texas	76 86	75	A	Kansas St.	74 92	134	H	Texas Tech	94 106
19	H	TCU	63 82	43	H	Texas	53 70	75	H	Kansas St.	85 87	147	H	Sam Houston St.	95 71
25	H	Drake	93 84					83	H	SFA	75 62	168	A	Wichita St.	83 88
								86	H	Abilene Christian	78 65	215	A	Houston	69 85
												302	H	Prairie View	94 48
LAST 10 Division I															
134	H	Texas Tech	94 106	75	H	Kansas St.	85 87								
19	A	TCU	71 96	68	H	Oklahoma St.	69 73								
43	A	Texas	76 86	39	A	Iowa St.	59 63								
131	H	Kansas	80 83	70	H	West Virginia	68 58								
5	A	Baylor	69 101	131	A	Kansas	94 82								

Non-Div I Games:

Oklahoma

■ Loss, 
■ Non-Conf, S Site, 
■ Home 
■ Away 
N Neutral

Average RPI Win:	141	WON-LOST	WINNING	LAST 10	STRENGTH OF	OPP. STRENGTH	TEAM	ADJ.	CONF.	ADJ CONF.
Average RPI Loss:	45	RECORD	PCT. RANK	GAMES	SCHEDULE	OF SCHEDULE	RPI	RPI	RPI	RPI
DIV. I ONLY	15- 15	174	3-7	10	41	68	68	3	3	
DIV. I NON-CONF.	9- 3	63	0	15	112	24	24	3	3	
TOTALS	RPI 1-25	RPI 26-50	W-L RECORDS	RPI 51-100	RPI 101-150	RPI 150+				
15- 15	0- 7	0- 4	OVERALL	5- 2	5- 2	5- 0				
10- 6	0- 2	0- 2	HOME	2- 2	4- 0	4- 0				
4- 7	0- 3	0- 2	AWAY	3- 0	0- 2	1- 0				
1- 2	0- 2	0- 0	NEUTRAL	0- 0	1- 0	0- 0				
9- 3	0- 3	0- 0	NON-CONFERENCE	1- 0	3- 0	5- 0				
7- 0	0- 0	0- 0	HOME	1- 0	2- 0	4- 0				
1- 1	0- 1	0- 0	AWAY	0- 0	0- 0	1- 0				
1- 2	0- 2	0- 0	NEUTRAL	0- 0	1- 0	0- 0				
6- 12	0- 4	0- 4	CONFERENCE	4- 2	2- 2	0- 0				
3- 6	0- 2	0- 2	HOME	1- 2	2- 0	0- 0				
3- 6	0- 2	0- 2	AWAY	3- 0	0- 2	0- 0				
0- 0	0- 0	0- 0	NEUTRAL	0- 0	0- 0	0- 0				

RPI 1-25				RPI 26-50				RPI 51-100				RPI 101+			
RPI	S	Opponent	Score	RPI	S	Opponent	Score	RPI	S	Opponent	Score	RPI	S	Opponent	Score
2	N	Oregon	72 89	39	A	Iowa St.	63 74	54	H	Rice	69 38	102	N	UT Arlington	60 47
5	A	Baylor	48 94	39	H	Iowa St.	63 64	70	A	West Virginia	57 55	108	H	Idaho	62 47
5	H	Baylor	42 69	43	A	Texas	52 63	70	H	West Virginia	60 57	129	H	Duquesne	84 41
7	N	Louisville	48 69	43	H	Texas	56 61	75	A	Kansas St.	70 63	131	A	Kansas	69 77
19	A	TCU	37 49					75	H	Kansas St.	52 62	131	H	Kansas	67 49
19	H	TCU	68 72					92	A	Oklahoma	73 69	134	A	Texas Tech	79 109
21	A	Texas A&M	62 74					92	H	Oklahoma	75 77	134	H	Texas Tech	74 58
												182	H	Idaho St.	70 52
												203	H	Oral Roberts	78 44
												232	H	Southern U.	72 59
												260	A	Tulsa	78 48
												266	H	Lamar University	74 53
LAST 10 Division I															
43	A	Texas	52 63	5	H	Baylor	42 69								
75	H	Kansas St.	52 62	92	A	Oklahoma	73 69								
131	A	Kansas	69 77	70	H	West Virginia	60 57								
134	H	Texas Tech	74 58	39	A	Iowa St.	63 74								
19	A	TCU	37 49	134	A	Texas Tech	79 109								

Non-Div I Games:

Oklahoma St.

■ Loss, 
■ Non-Conf, 
■ S Site, 
■ H Home 
■ A Away 
N Neutral

# Old Dominion

Through Games Of March 8, 2020

Average RPI Win:	185	WON-LOST	WINNING	LAST 10	STRENGTH OF	OPP. STRENGTH	TEAM	ADJ.	CONF.	ADJ CONF.
Average RPI Loss:	80	RECORD	PCT. RANK	GAMES	SCHEDULE	OF SCHEDULE	RPI	RPI	RPI	RPI
DIV. I ONLY	24- 6	25	7-3	96	147	33	33	13	13	
DIV. I NON-CONF.	10- 2	29	0	123	174	33	33	16	16	
TOTALS	RPI 1-25	RPI 26-50	W-L RECORDS	RPI 51-100	RPI 101-150	RPI 150+				
24- 6	0- 0	2- 0	OVERALL	2- 4	6- 2	14- 0				
14- 1	0- 0	1- 0	HOME	2- 0	3- 1	8- 0				
9- 5	0- 0	1- 0	AWAY	0- 4	2- 1	6- 0				
1- 0	0- 0	0- 0	NEUTRAL	0- 0	1- 0	0- 0				
10- 2	0- 0	0- 0	NON-CONFERENCE	0- 2	6- 0	4- 0				
6- 0	0- 0	0- 0	HOME	0- 0	3- 0	3- 0				
3- 2	0- 0	0- 0	AWAY	0- 2	2- 0	1- 0				
1- 0	0- 0	0- 0	NEUTRAL	0- 0	1- 0	0- 0				
14- 4	0- 0	2- 0	CONFERENCE	2- 2	0- 2	10- 0				
8- 1	0- 0	1- 0	HOME	2- 0	0- 1	5- 0				
6- 3	0- 0	1- 0	AWAY	0- 2	0- 1	5- 0				
0- 0	0- 0	0- 0	NEUTRAL	0- 0	0- 0	0- 0				

RPI S	Opponent	Score	RPI S	Opponent	Score	Team's RPI: 33	RPI S	Opponent	Score	RPI S	Opponent	Score
29	H Western Ky.	76 65	46	A Middle Tenn.	67 56		54	A Rice	70 73	101	A UAB	65 76
							54	H Rice	66 59	101	H UAB	61 64
							60	A Charlotte	59 63	104	A William & Mary	69 58
							60	H Charlotte	54 51	108	N Idaho	67 55
							76	A Virginia	53 56	112	A Auburn	89 77
							88	A VCU	49 62	125	H Richmond	73 51
										133	H Campbell	59 44
										138	H Hampton	75 38
										152	H Mt. St. Mary's	85 34
										202	A Fla. Atlantic	75 63
										202	H Fla. Atlantic	60 49
										205	H Southern Miss.	67 50
										219	A UTEP	77 69
										235	H North Texas	71 66
										251	A Marshall	64 54
										251	H Marshall	57 46
										264	H Louisiana Tech	77 61
										282	H Winthrop	68 44
										309	A Cal Poly	61 55
										310	A FIU	66 39
										318	H UMES	48 39
										321	A UTSA	62 43
LAST 10 Division I												
54	A Rice	70 73	235	H North Texas	71 66							
101	H UAB	61 64	54	H Rice	66 59							
202	H Fla. Atlantic	60 49	219	A UTEP	77 69							
251	A Marshall	64 54	321	A UTSA	62 43							
60	A Charlotte	59 63	264	H Louisiana Tech	77 61							

Non-Div I Games:

Old Dominion

Loss, Non-Conf, S Site, H Home A Away N Neutral



Average RPI Win:	292	WON-LOST	WINNING	LAST 10	STRENGTH OF	OPP. STRENGTH	TEAM	ADJ.	CONF.	ADJ CONF.
Average RPI Loss:	103	RECORD	PCT. RANK	GAMES	SCHEDULE	OF SCHEDULE	RPI	RPI	RPI	RPI
DIV. I ONLY	7- 23	309	0-10	145	88	299	299	4	4	
DIV. I NON-CONF.	7- 6	161	0	306	349	291	291	5	5	
TOTALS	RPI 1-25	RPI 26-50	W-L RECORDS	RPI 51-100	RPI 101-150	RPI 150+				
7- 23	0- 5	0- 2	OVERALL	0- 5	1- 4	6- 7				
6- 11	0- 3	0- 1	HOME	0- 4	1- 0	5- 3				
0- 10	0- 2	0- 1	AWAY	0- 1	0- 4	0- 2				
1- 2	0- 0	0- 0	NEUTRAL	0- 0	0- 0	1- 2				
7- 6	0- 0	0- 0	NON-CONFERENCE	0- 1	1- 1	6- 4				
6- 3	0- 0	0- 0	HOME	0- 1	1- 0	5- 2				
0- 2	0- 0	0- 0	AWAY	0- 0	0- 1	0- 1				
1- 1	0- 0	0- 0	NEUTRAL	0- 0	0- 0	1- 1				
0- 17	0- 5	0- 2	CONFERENCE	0- 4	0- 3	0- 3				
0- 8	0- 3	0- 1	HOME	0- 3	0- 0	0- 1				
0- 8	0- 2	0- 1	AWAY	0- 1	0- 3	0- 1				
0- 1	0- 0	0- 0	NEUTRAL	0- 0	0- 0	0- 1				

RPI S	Opponent	Score	RPI S	Opponent	Score	RPI S	Opponent	Score	RPI S	Opponent	Score	Team's RPI: 299
1	H South Carolina	32 87	28	H Arkansas	64 108	64	A Tennessee	66 77	112	A Auburn	43 59	
11	A Mississippi St.	39 80	35	A LSU	44 52	64	H Tennessee	28 84	127	A Vanderbilt	47 63	
11	H Mississippi St.	59 84				66	H Georgia	51 58	134	A Texas Tech	48 84	
21	A Texas A&M	35 79				72	H Alabama	56 57	139	A Florida	72 74	
23	H Kentucky	52 94				87	H Southeast Mo. St.	53 70	147	H Sam Houston St.	75 69	
									170	H New Orleans	64 69	
									177	A Missouri	67 82	
									177	H Missouri	57 71	
									177 N	Missouri	53 64	
									190	H Louisiana	42 53	
									205	A Southern Miss.	53 59	
									264	H Louisiana Tech	76 53	
									286 N	Pittsburgh	50 58	
									288	H Ga. Southern	69 66	
									322 N	Alcorn	73 55	
									326	H Alabama St.	93 66	
									348	H La.-Monroe	66 42	
									351	H Mississippi Val.	72 53	
LAST 10 Division I												
177 N	Missouri	53 64	28	H Arkansas	64 108							
11	H Mississippi St.	59 84	139	A Florida	72 74							
64	A Tennessee	66 77	127	A Vanderbilt	47 63							
177	A Missouri	67 82	72	H Alabama	56 57							
23	H Kentucky	52 94	1	H South Carolina	32 87							

Non-Div I Games:

Ole Miss

■ Loss, 
■ Non-Conf, 
■ S Site, 
■ H Home 
■ A Away 
N Neutral

Average RPI Win: <b>265</b>	WON-LOST	WINNING	LAST 10	STRENGTH OF	OPP. STRENGTH	TEAM	ADJ.	CONF.	ADJ CONF.
Average RPI Loss: <b>157</b>	RECORD	PCT. RANK	GAMES	SCHEDULE	OF SCHEDULE	RPI	RPI	RPI	RPI
DIV. I ONLY	5- 23	323	1-9	134	258	308	308	19	19
DIV. I NON-CONF.	3- 8	268	0	93	319	257	257	18	18
TOTALS	RPI 1-25	RPI 26-50	W-L RECORDS	RPI 51-100	RPI 101-150	RPI 150+			
5- 23	0- 0	0- 3	OVERALL	0- 6	0- 1	5- 13			
3- 10	0- 0	0- 1	HOME	0- 3	0- 0	3- 6			
1- 11	0- 0	0- 1	AWAY	0- 2	0- 1	1- 7			
1- 2	0- 0	0- 1	NEUTRAL	0- 1	0- 0	1- 0			
3- 8	0- 0	0- 0	NON-CONFERENCE	0- 4	0- 1	3- 3			
2- 3	0- 0	0- 0	HOME	0- 2	0- 0	2- 1			
0- 4	0- 0	0- 0	AWAY	0- 1	0- 1	0- 2			
1- 1	0- 0	0- 0	NEUTRAL	0- 1	0- 0	1- 0			
2- 15	0- 0	0- 3	CONFERENCE	0- 2	0- 0	2- 10			
1- 7	0- 0	0- 1	HOME	0- 1	0- 0	1- 5			
1- 7	0- 0	0- 1	AWAY	0- 1	0- 0	1- 5			
0- 1	0- 0	0- 1	NEUTRAL	0- 0	0- 0	0- 0			

RPI S	Opponent	Score	RPI S	Opponent	Score	RPI S	Opponent	Score	RPI S	Opponent	Score	Team's RPI: 308
32	A South Dakota	44 <b>77</b>	32	H South Dakota	39 <b>71</b>	51	H Creighton	54 <b>67</b>	131	A Kansas	48 <b>63</b>	
32	N South Dakota	40 <b>99</b>	32	N South Dakota	40 <b>99</b>	66	H UNI	45 <b>81</b>	178	A Northern Ky.	40 <b>57</b>	
						71	A South Dakota St.	59 <b>69</b>	189	H Cleveland St.	66 <b>79</b>	
						71	H South Dakota St.	51 <b>68</b>	198	A Eastern Ill.	52 <b>65</b>	
						75	A Kansas St.	48 <b>73</b>	200	H UMKC	57 <b>53</b>	
						88	N VCU	66 <b>74</b>	203	A Oral Roberts	57 <b>84</b>	
									203	H Oral Roberts	60 <b>54</b>	
									211	A Western Ill.	66 <b>79</b>	
									211	H Western Ill.	69 <b>83</b>	
									217	A North Dakota	57 <b>63</b>	
									217	H North Dakota	67 <b>71</b>	
									231	H Morgan St.	70 <b>64</b>	
									241	A Denver	60 <b>66</b>	
									241	H Denver	80 <b>86</b>	
									256	A North Dakota St.	64 <b>67</b>	
									256	H North Dakota St.	65 <b>74</b>	
									340	A Purdue Fort Wayne	65 <b>51</b>	
									340	H Purdue Fort Wayne	57 <b>58</b>	
									351	N Mississippi Val.	78 <b>70</b>	
LAST 10 Division I												
32	N South Dakota	40 <b>99</b>	241	H Denver	80 <b>86</b>							
256	A North Dakota St.	64 <b>67</b>	203	A Oral Roberts	57 <b>84</b>							
217	H North Dakota	67 <b>71</b>	71	A South Dakota St.	59 <b>69</b>							
340	A Purdue Fort Wayne	65 <b>51</b>	256	H North Dakota St.	65 <b>74</b>							
211	A Western Ill.	66 <b>79</b>	32	H South Dakota	39 <b>71</b>							

Non-Div I Games: Peru St. 92 58 Graceland (IA) 85 46

Omaha

■ Loss, 
 ■ Non-Conf, 
 ■ S Site, 
 ■ Home 
 ■ A Away 
 N Neutral

# Oral Roberts

Through Games Of March 8, 2020

Average RPI Win:	243	WON-LOST	WINNING	LAST 10	STRENGTH OF	OPP. STRENGTH	TEAM	ADJ.	CONF.	ADJ CONF.
Average RPI Loss:	139	RECORD	PCT. RANK	GAMES	SCHEDULE	OF SCHEDULE	RPI	RPI	RPI	RPI
DIV. I ONLY	13- 15	193	7-3	226	159	203	203	19	19	
DIV. I NON-CONF.	3- 8	268	0	193	59	270	270	18	18	
TOTALS	RPI 1-25	RPI 26-50	W-L RECORDS	RPI 51-100	RPI 101-150	RPI 150+				
13- 15	0- 0	0- 3	OVERALL	0- 5	1- 1	12- 6				
9- 3	0- 0	0- 1	HOME	0- 1	1- 0	8- 1				
3- 12	0- 0	0- 2	AWAY	0- 4	0- 1	3- 5				
1- 0	0- 0	0- 0	NEUTRAL	0- 0	0- 0	1- 0				
3- 8	0- 0	0- 1	NON-CONFERENCE	0- 3	1- 1	2- 3				
3- 1	0- 0	0- 0	HOME	0- 0	1- 0	2- 1				
0- 7	0- 0	0- 1	AWAY	0- 3	0- 1	0- 2				
0- 0	0- 0	0- 0	NEUTRAL	0- 0	0- 0	0- 0				
10- 7	0- 0	0- 2	CONFERENCE	0- 2	0- 0	10- 3				
6- 2	0- 0	0- 1	HOME	0- 1	0- 0	6- 0				
3- 5	0- 0	0- 1	AWAY	0- 1	0- 0	3- 3				
1- 0	0- 0	0- 0	NEUTRAL	0- 0	0- 0	1- 0				

RPI S	Opponent	Score	RPI S	Opponent	Score	RPI S	Opponent	Score	RPI S	Opponent	Score	Team's RPI: 203
28	A Arkansas	64 96	68	A Oklahoma St.	44 78	105	A Utah	58 78				
32	A South Dakota	56 79	71	A South Dakota St.	44 58	147	H Sam Houston St.	64 41				
32	H South Dakota	73 77	71	H South Dakota St.	61 76	168	H Wichita St.	79 66				
			75	A Kansas St.	69 109	176	A Southern Utah	58 72				
			90	A Nebraska	67 77	211	A Western Ill.	61 75				
						211	H Western Ill.	71 60				
						211	N Western Ill.	74 66				
						217	A North Dakota	86 72				
						217	H North Dakota	75 52				
						241	A Denver	79 91				
						241	H Denver	84 72				
						249	H Texas St.	63 57				
						256	A North Dakota St.	80 76				
						256	H North Dakota St.	70 62				
						260	A Tulsa	65 67				
						308	A Omaha	54 60				
						308	H Omaha	84 57				
						315	H Houston Baptist	73 74				
						340	A Purdue Fort Wayne	79 73				
						340	H Purdue Fort Wayne	96 59				
LAST 10 Division I												
211	N Western Ill.	74 66	308	H Omaha	84 57							
340	H Purdue Fort Wayne	96 59	256	A North Dakota St.	80 76							
211	H Western Ill.	71 60	217	A North Dakota	86 72							
241	A Denver	79 91	71	H South Dakota St.	61 76							
32	H South Dakota	73 77	241	H Denver	84 72							

Non-Div I Games: Rogers St. 80 40 Cent. Christian (KS114 60

Oral Roberts

Loss, Non-Conf, S Site, H Home A Away N Neutral

Average RPI Win:	91	WON-LOST	WINNING	LAST 10	STRENGTH OF	OPP. STRENGTH	TEAM	ADJ.	CONF.	ADJ CONF.
Average RPI Loss:	25	RECORD	PCT. RANK	GAMES	SCHEDULE	OF SCHEDULE	RPI	RPI	RPI	RPI
DIV. I ONLY	31- 2	3	10-0	6	7	2	2	1	1	
DIV. I NON-CONF.	11- 1	13	0	54	31	9	9	2	2	
TOTALS	RPI 1-25	RPI 26-50	W-L RECORDS	RPI 51-100	RPI 101-150	RPI 150+				
31- 2	7- 1	4- 1	OVERALL	7- 0	10- 0	3- 0				
15- 0	2- 0	2- 0	HOME	3- 0	6- 0	2- 0				
11- 1	4- 0	1- 1	AWAY	3- 0	2- 0	1- 0				
5- 1	1- 1	1- 0	NEUTRAL	1- 0	2- 0	0- 0				
11- 1	1- 1	0- 0	NON-CONFERENCE	4- 0	3- 0	3- 0				
6- 0	0- 0	0- 0	HOME	2- 0	2- 0	2- 0				
3- 0	1- 0	0- 0	AWAY	1- 0	0- 0	1- 0				
2- 1	0- 1	0- 0	NEUTRAL	1- 0	1- 0	0- 0				
20- 1	6- 0	4- 1	CONFERENCE	3- 0	7- 0	0- 0				
9- 0	2- 0	2- 0	HOME	1- 0	4- 0	0- 0				
8- 1	3- 0	1- 1	AWAY	2- 0	2- 0	0- 0				
3- 0	1- 0	1- 0	NEUTRAL	0- 0	1- 0	0- 0				

RPI	S	Opponent	Score	RPI	S	Opponent	Score	RPI	S	Opponent	Score	RPI	S	Opponent	Score
4	A	UConn	74 56	27	A	Arizona	71 64	68	N	Oklahoma St.	89 72	102	N	UT Arlington	91 54
6	A	Stanford	74 66	27	H	Arizona	85 52	71	H	South Dakota St.	95 56	105	A	Utah	90 63
6	H	Stanford	87 55	27	N	Arizona	88 70	75	H	Kansas St.	89 51	105	H	Utah	88 51
6	N	Stanford	89 56	42	A	Arizona St.	66 72	81	A	Southern California	93 67	105	N	Utah	79 59
7	N	Louisville	62 72	42	H	Arizona St.	79 48	94	A	Colorado	101 53	106	H	Washington St.	88 57
13	A	UCLA	80 66					94	H	Colorado	104 46	123	A	California	93 61
20	A	Oregon St.	66 57					100	A	Syracuse	81 64	123	H	California	105 55
20	H	Oregon St.	76 64									132	H	Texas Southern	99 63
												141	H	Washington	92 56
												145	H	Northeastern	89 47
												275	A	Long Beach St.	81 45
												280	H	Utah St.	109 52
												311	H	UC Riverside	84 41
LAST 10 Division I															
6	N	Stanford	89 56	6	A	Stanford	74 66								
27	N	Arizona	88 70	123	A	California	93 61								
105	N	Utah	79 59	81	A	Southern California	93 67								
141	H	Washington	92 56	13	A	UCLA	80 66								
106	H	Washington St.	88 57	42	H	Arizona St.	79 48								

Non-Div I Games:

Oregon

## Oregon St.

Through Games Of March 8, 2020

Average RPI Win:	125	WON-LOST	WINNING	LAST 10	STRENGTH OF	OPP. STRENGTH	TEAM	ADJ.	CONF.	ADJ CONF.
Average RPI Loss:	21	RECORD	PCT. RANK	GAMES	SCHEDULE	OF SCHEDULE	RPI	RPI	RPI	RPI
DIV. I ONLY	23- 9	52	5-5	13	15	20	20	1	1	
DIV. I NON-CONF.	12- 0	1	0	47	152	6	6	2	2	
TOTALS	RPI 1-25	RPI 26-50	W-L RECORDS	RPI 51-100	RPI 101-150	RPI 150+				
23- 9	2- 6	2- 2	OVERALL	4- 1	9- 0	6- 0				
14- 3	2- 2	1- 1	HOME	1- 0	5- 0	5- 0				
5- 5	0- 3	1- 1	AWAY	1- 1	3- 0	0- 0				
4- 1	0- 1	0- 0	NEUTRAL	2- 0	1- 0	1- 0				
12- 0	2- 0	0- 0	NON-CONFERENCE	2- 0	2- 0	6- 0				
8- 0	2- 0	0- 0	HOME	0- 0	1- 0	5- 0				
1- 0	0- 0	0- 0	AWAY	0- 0	1- 0	0- 0				
3- 0	0- 0	0- 0	NEUTRAL	2- 0	0- 0	1- 0				
11- 9	0- 6	2- 2	CONFERENCE	2- 1	7- 0	0- 0				
6- 3	0- 2	1- 1	HOME	1- 0	4- 0	0- 0				
4- 5	0- 3	1- 1	AWAY	1- 1	2- 0	0- 0				
1- 1	0- 1	0- 0	NEUTRAL	0- 0	1- 0	0- 0				

RPI	S	Opponent	Score	RPI	S	Opponent	Score	RPI	S	Opponent	Score	RPI	S	Opponent	Score
2	A	Oregon	64 76	27	A	Arizona	63 61	81	A	Southern California	66 72	105	A	Utah	77 65
2	H	Oregon	57 66	27	H	Arizona	58 65	91	N	BYU	65 34	105	H	Utah	77 48
6	A	Stanford	60 63	42	A	Arizona St.	47 55	94	A	Colorado	79 52	106	H	Washington St.	73 58
6	H	Stanford	58 61	42	H	Arizona St.	64 62	94	H	Colorado	72 60	106	N	Washington St.	82 55
6	N	Stanford	57 68					99	N	Liberty	68 55	120	A	Miami (FL)	75 53
8	H	Missouri St.	80 69									123	A	California	76 63
13	A	UCLA	74 83									123	H	California	81 44
22	H	DePaul	98 77									136	H	Pacific	69 57
LAST 10 Division I															
6	N	Stanford	57 68	6	A	Stanford	60 63	176	H	Southern Utah	95 45	141	H	Washington	75 61
106	N	Washington St.	82 55	13	A	UCLA	74 83	180	N	Northern Ariz.	91 57	210	H	Hawaii	64 32
106	H	Washington St.	73 58	81	A	Southern California	66 72	240	H	CSU Bakersfield	69 50	257	H	UC Irvine	86 57
141	H	Washington	75 61	27	H	Arizona	58 65	280	H	Utah St.	75 46				
123	A	California	76 63	42	H	Arizona St.	64 62								

Non-Div I Games:

Oregon St.

■ Loss, 
 ■ Non-Conf, S Site, 
 ■ Home 
 ■ Away 
 N Neutral

## Pacific

Through Games Of March 8, 2020

Average RPI Win:	215	WON-LOST	WINNING	LAST 10	STRENGTH OF	OPP. STRENGTH	TEAM	ADJ.	CONF.	ADJ CONF.
Average RPI Loss:	114	RECORD	PCT. RANK	GAMES	SCHEDULE	OF SCHEDULE	RPI	RPI	RPI	RPI
DIV. I ONLY	17- 14	148	5-5	141	120	136	136	11	11	
DIV. I NON-CONF.	7- 4	100	0	190	186	101	101	11	11	
TOTALS	RPI 1-25	RPI 26-50	W-L RECORDS	RPI 51-100	RPI 101-150	RPI 150+				
17- 14	0- 4	1- 0	OVERALL	0- 2	2- 3	14- 5				
9- 4	0- 1	0- 0	HOME	0- 1	1- 1	8- 1				
6- 8	0- 3	1- 0	AWAY	0- 1	1- 1	4- 3				
2- 2	0- 0	0- 0	NEUTRAL	0- 0	0- 1	2- 1				
7- 4	0- 2	1- 0	NON-CONFERENCE	0- 0	0- 0	6- 2				
4- 0	0- 0	0- 0	HOME	0- 0	0- 0	4- 0				
2- 3	0- 2	1- 0	AWAY	0- 0	0- 0	1- 1				
1- 1	0- 0	0- 0	NEUTRAL	0- 0	0- 0	1- 1				
10- 10	0- 2	0- 0	CONFERENCE	0- 2	2- 3	8- 3				
5- 4	0- 1	0- 0	HOME	0- 1	1- 1	4- 1				
4- 5	0- 1	0- 0	AWAY	0- 1	1- 1	3- 2				
1- 1	0- 0	0- 0	NEUTRAL	0- 0	0- 1	1- 0				

RPI	S	Opponent	Score	RPI	S	Opponent	Score	RPI	S	Opponent	Score	RPI	S	Opponent	Score	Team's RPI: 136
9	A	Gonzaga	67 68	41	A	Drexel	58 51	91	A	BYU	54 65	113	A	San Diego	61 66	
9	H	Gonzaga	65 83					91	H	BYU	66 76	113	H	San Diego	64 66	
13	A	UCLA	57 68									128	A	Portland	77 73	
20	A	Oregon St.	57 69									128	H	Portland	77 70	
												128	N	Portland	69 76	
												175	A	Pepperdine	54 59	
												175	H	Pepperdine	64 63	
												185	N	Toledo	65 66	
												191	A	Santa Clara	65 75	
												191	H	Santa Clara	71 69	
												191	N	Santa Clara	67 49	
												199	A	Saint Mary's (CA)	68 66	
												199	H	Saint Mary's (CA)	65 53	
												200	H	UMKC	89 60	
												213	A	San Francisco	84 61	
												213	H	San Francisco	61 67	
												228	H	SMU	77 49	
												240	A	CSU Bakersfield	70 80	
												245	A	UC Santa Barbara	63 53	
												276	H	Indiana St.	83 66	
												294	A	LMU (CA)	87 70	
												294	H	LMU (CA)	76 67	
												319	N	St. Francis Brooklyn	71 62	
												327	H	Weber St.	76 53	
LAST 10 Division I																
		128	N	Portland	69	76				91	A	BYU	54	65		
		191	N	Santa Clara	67	49				113	A	San Diego	61	66		
		191	H	Santa Clara	71	69				128	H	Portland	77	70		
		213	H	San Francisco	61	67				9	H	Gonzaga	65	83		
		199	H	Saint Mary's (CA)	65	53				294	A	LMU (CA)	87	70		

Non-Div I Games:

Pacific

■ Loss, 
■ Non-Conf, 
■ S Site, 
■ H Home 
■ A Away 
N Neutral

Average RPI Win:	194	WON-LOST	WINNING	LAST 10	STRENGTH OF	OPP. STRENGTH	TEAM	ADJ.	CONF.	ADJ CONF.
Average RPI Loss:	59	RECORD	PCT. RANK	GAMES	SCHEDULE	OF SCHEDULE	RPI	RPI	RPI	RPI
DIV. I ONLY	19- 7	48	8-2	152	87	56	56	7	7	
DIV. I NON-CONF.	9- 3	63	0	307	94	105	105	8	8	
TOTALS	RPI 1-25	RPI 26-50	W-L RECORDS	RPI 51-100	RPI 101-150	RPI 150+				
19- 7	0- 2	1- 1	OVERALL	1- 2	3- 2	14- 0				
10- 2	0- 1	1- 0	HOME	0- 1	2- 0	7- 0				
9- 5	0- 1	0- 1	AWAY	1- 1	1- 2	7- 0				
0- 0	0- 0	0- 0	NEUTRAL	0- 0	0- 0	0- 0				
9- 3	0- 0	1- 1	NON-CONFERENCE	0- 1	0- 1	8- 0				
5- 0	0- 0	1- 0	HOME	0- 0	0- 0	4- 0				
4- 3	0- 0	0- 1	AWAY	0- 1	0- 1	4- 0				
0- 0	0- 0	0- 0	NEUTRAL	0- 0	0- 0	0- 0				
10- 4	0- 2	0- 0	CONFERENCE	1- 1	3- 1	6- 0				
5- 2	0- 1	0- 0	HOME	0- 1	2- 0	3- 0				
5- 2	0- 1	0- 0	AWAY	1- 0	1- 1	3- 0				
0- 0	0- 0	0- 0	NEUTRAL	0- 0	0- 0	0- 0				

RPI 1-25				RPI 26-50				RPI 51-100				Team's RPI: 56	RPI 101+			
RPI	S	Opponent	Score	RPI	S	Opponent	Score	RPI	S	Opponent	Score		RPI	S	Opponent	Score
10	A	Princeton	44 80	26	A	Duke	50 66	52	A	Yale	53 51		116	A	Temple	72 76
10	H	Princeton	55 75	41	H	Drexel	53 49	52	H	Yale	54 71		117	A	Columbia	51 36
								82	A	Villanova	58 70		117	H	Columbia	86 84
													119	A	Harvard	51 58
													119	H	Harvard	70 48
													167	A	Dartmouth	66 33
													167	H	Dartmouth	67 31
													192	A	Cornell	67 46
													192	H	Cornell	63 41
													195	A	La Salle	65 49
													210	A	Hawaii	70 55
													223	A	Brown	85 73
													223	H	Brown	74 60
													224	H	Stetson	81 41
													236	A	Saint Joseph's	55 45
													254	H	Iona	74 42
													278	H	Siena	92 44
													331	A	NJIT	85 51
													345	H	Hartford	74 46
LAST 10 Division I																
117	A	Columbia	51 36	119	H	Harvard	70 48									
192	A	Cornell	67 46	167	H	Dartmouth	67 31									
223	H	Brown	74 60	52	A	Yale	53 51									
52	H	Yale	54 71	223	A	Brown	85 73									
10	A	Princeton	44 80	192	H	Cornell	63 41									

Non-Div I Games: Chaminade 90 39

Penn

Average RPI Win:	212	WON-LOST	WINNING	LAST 10	STRENGTH OF	OPP. STRENGTH	TEAM	ADJ.	CONF.	ADJ CONF.
Average RPI Loss:	81	RECORD	PCT. RANK	GAMES	SCHEDULE	OF SCHEDULE	RPI	RPI	RPI	RPI
DIV. I ONLY	7- 23	309	0-10	36	57	220	220	2	2	
DIV. I NON-CONF.	6- 5	151	0	199	278	210	210	1	1	
TOTALS	RPI 1-25	RPI 26-50	W-L RECORDS	RPI 51-100	RPI 101-150	RPI 150+				
7- 23	0- 8	0- 5	OVERALL	1- 4	1- 2	5- 4				
5- 11	0- 4	0- 2	HOME	1- 2	1- 0	3- 3				
1- 10	0- 4	0- 3	AWAY	0- 1	0- 2	1- 0				
1- 2	0- 0	0- 0	NEUTRAL	0- 1	0- 0	1- 1				
6- 5	0- 1	0- 0	NON-CONFERENCE	1- 1	0- 0	5- 3				
4- 3	0- 0	0- 0	HOME	1- 1	0- 0	3- 2				
1- 1	0- 1	0- 0	AWAY	0- 0	0- 0	1- 0				
1- 1	0- 0	0- 0	NEUTRAL	0- 0	0- 0	1- 1				
1- 18	0- 7	0- 5	CONFERENCE	0- 3	1- 2	0- 1				
1- 8	0- 4	0- 2	HOME	0- 1	1- 0	0- 1				
0- 9	0- 3	0- 3	AWAY	0- 1	0- 2	0- 0				
0- 1	0- 0	0- 0	NEUTRAL	0- 1	0- 0	0- 0				

RPI 1-25				RPI 26-50				RPI 51-100				RPI 101+ Team's RPI: 220			
RPI	S	Opponent	Score	RPI	S	Opponent	Score	RPI	S	Opponent	Score	RPI	S	Opponent	Score
3	H	Maryland	69 106	34	A	Michigan	48 82	89	H	Fordham	72 59	103	A	Michigan St.	80 99
10	A	Princeton	55 72	34	H	Michigan	66 80	90	A	Nebraska	58 75	103	H	Michigan St.	86 73
12	A	Northwestern	59 85	45	A	Purdue	68 81	93	H	Minnesota	74 81	148	A	Wisconsin	65 71
12	H	Northwestern	59 82	49	A	Rutgers	39 72	93	N	Minnesota	65 85	193	A	Towson	73 67
14	H	Indiana	60 76	49	H	Rutgers	57 62	95	H	Rider	70 78	195	H	La Salle	67 69
15	A	Iowa	57 100									204	H	Illinois	66 70
15	H	Iowa	66 77									221	H	Clemson	68 55
17	A	Ohio St.	70 80									250	H	George Mason	68 78
LAST 10 Division I															
		93 N Minnesota	65 85			90 A Nebraska	58 75								
		103 A Michigan St.	80 99			204 H Illinois	66 70								
		34 H Michigan	66 80			49 A Rutgers	39 72								
		15 A Iowa	57 100			12 H Northwestern	59 82								
		3 H Maryland	69 106			15 H Iowa	66 77								

Non-Div I Games:

Penn St.



Pepperdine

Through Games Of March 8, 2020

Average RPI Win:	209	WON-LOST	WINNING	LAST 10	STRENGTH OF	OPP. STRENGTH	TEAM	ADJ.	CONF.	ADJ CONF.
Average RPI Loss:	129	RECORD	PCT. RANK	GAMES	SCHEDULE	OF SCHEDULE	RPI	RPI	RPI	RPI
DIV. I ONLY	14- 14	174	6-4	184	117	175	175	11	11	
DIV. I NON-CONF.	4- 4	164	0	303	207	242	242	11	11	
TOTALS	RPI 1-25	RPI 26-50	W-L RECORDS	RPI 51-100	RPI 101-150	RPI 150+				
14- 14	0- 2	0- 0	OVERALL	1- 3	2- 5	11- 4				
7- 6	0- 1	0- 0	HOME	0- 1	2- 1	5- 3				
5- 8	0- 1	0- 0	AWAY	0- 2	0- 4	5- 1				
2- 0	0- 0	0- 0	NEUTRAL	1- 0	0- 0	1- 0				
4- 4	0- 0	0- 0	NON-CONFERENCE	0- 1	0- 1	4- 2				
2- 2	0- 0	0- 0	HOME	0- 0	0- 0	2- 2				
2- 2	0- 0	0- 0	AWAY	0- 1	0- 1	2- 0				
0- 0	0- 0	0- 0	NEUTRAL	0- 0	0- 0	0- 0				
10- 10	0- 2	0- 0	CONFERENCE	1- 2	2- 4	7- 2				
5- 4	0- 1	0- 0	HOME	0- 1	2- 1	3- 1				
3- 6	0- 1	0- 0	AWAY	0- 1	0- 3	3- 1				
2- 0	0- 0	0- 0	NEUTRAL	1- 0	0- 0	1- 0				

RPI 1-25				RPI 26-50				RPI 51-100				RPI 101+ Team's RPI: 175			
RPI	S	Opponent	Score	RPI	S	Opponent	Score	RPI	S	Opponent	Score	RPI	S	Opponent	Score
9	A	Gonzaga	36 70					80	A	Boise St.	74 76	106	A	Washington St.	48 85
9	H	Gonzaga	50 64					91	A	BYU	64 66	113	A	San Diego	58 62
								91	H	BYU	47 65	113	H	San Diego	73 57
								91	N	BYU	62 51	128	A	Portland	67 69
												128	H	Portland	62 64
												136	A	Pacific	63 64
												136	H	Pacific	59 54
												157	H	UC Davis	70 67
												191	A	Santa Clara	79 61
												191	H	Santa Clara	79 71
												199	A	Saint Mary's (CA)	78 85
												199	H	Saint Mary's (CA)	73 64
												199	N	Saint Mary's (CA)	87 72
												210	H	Hawaii	51 52
												213	A	San Francisco	70 64
												213	H	San Francisco	82 70
												218	H	UNLV	44 69
												294	A	LMU (CA)	77 66
												294	H	LMU (CA)	77 84
												309	H	Cal Poly	63 53
												312	A	Eastern Wash.	53 52
												313	A	New Mexico St.	72 69
LAST 10 Division I															
				91	N	BYU	62 51					128	H	Portland	62 64
				199	N	Saint Mary's (CA)	87 72					294	A	LMU (CA)	77 66
				113	A	San Diego	58 62					191	A	Santa Clara	79 61
				91	A	BYU	64 66					213	A	San Francisco	70 64
				9	H	Gonzaga	50 64					199	H	Saint Mary's (CA)	73 64

Non-Div I Games: Concordia (CA) 76 57 Cal St. L.A. 79 56

Pepperdine

Loss, Non-Conf, S Site, H Home A Away N Neutral

## Pittsburgh

## Through Games Of March 8, 2020

Average RPI Win:	237	WON-LOST	WINNING	LAST 10	STRENGTH OF	OPP. STRENGTH	TEAM	ADJ.	CONF.	ADJ CONF.
Average RPI Loss:	96	RECORD	PCT. RANK	GAMES	SCHEDULE	OF SCHEDULE	RPI	RPI	RPI	RPI
DIV. I ONLY	5- 26	327	1-9	102	64	286	286	5	5	
DIV. I NON-CONF.	3- 8	268	0	255	209	309	309	4	4	
TOTALS	RPI 1-25	RPI 26-50	W-L RECORDS	RPI 51-100	RPI 101-150	RPI 150+				
5- 26	0- 3	0- 4	OVERALL	0- 10	2- 5	3- 4				
3- 12	0- 2	0- 2	HOME	0- 4	1- 2	2- 2				
0- 12	0- 1	0- 2	AWAY	0- 4	0- 3	0- 2				
2- 2	0- 0	0- 0	NEUTRAL	0- 2	1- 0	1- 0				
3- 8	0- 0	0- 1	NON-CONFERENCE	0- 3	0- 1	3- 3				
2- 4	0- 0	0- 0	HOME	0- 1	0- 1	2- 2				
0- 3	0- 0	0- 1	AWAY	0- 1	0- 0	0- 1				
1- 1	0- 0	0- 0	NEUTRAL	0- 1	0- 0	1- 0				
2- 18	0- 3	0- 3	CONFERENCE	0- 7	2- 4	0- 1				
1- 8	0- 2	0- 2	HOME	0- 3	1- 1	0- 0				
0- 9	0- 1	0- 1	AWAY	0- 3	0- 3	0- 1				
1- 1	0- 0	0- 0	NEUTRAL	0- 1	1- 0	0- 0				

RPI	S	Opponent	Score	RPI	S	Opponent	Score	RPI	S	Opponent	Score	RPI	S	Opponent	Score	Team's RPI: 286
7	A	Louisville	49 83	26	H	Duke	56 73	59	A	Cincinnati	53 69	115	H	Wake Forest	53 48	
7	H	Louisville	47 79	31	H	Florida St.	41 66	62	A	Boston College	59 70	120	A	Miami (FL)	54 73	
16	H	NC State	44 88	36	A	UCF	58 74	62	H	Boston College	70 79	122	A	Notre Dame	52 74	
				40	A	Virginia Tech	56 68	73	H	Stony Brook	56 59	122	H	Notre Dame	52 60	
								76	A	Virginia	55 66	122	N	Notre Dame	67 65	
								79	H	Georgia Tech	48 77	129	H	Duquesne	62 81	
								79	N	Georgia Tech	58 68	149	A	North Carolina	62 70	
								85	N	Ohio	50 72	220	A	Penn St.	73 78	
								100	A	Syracuse	53 71	221	A	Clemson	67 75	
								100	H	Syracuse	51 69	225	H	Miami (OH)	71 80	
												259	H	Georgetown	56 66	
												299	N	Ole Miss	58 50	
												303	H	Fairleigh Dickinson	69 60	
												346	H	Central Conn. St.	81 73	
LAST 10 Division I																
		79	N	Georgia Tech	58	68				62	A	Boston College	59	70		
		122	N	Notre Dame	67	65				100	A	Syracuse	53	71		
		120	A	Miami (FL)	54	73				26	H	Duke	56	73		
		76	A	Virginia	55	66				122	A	Notre Dame	52	74		
		7	H	Louisville	47	79				79	H	Georgia Tech	48	77		

Non-Div I Games:

Pittsburgh

■ Loss, 
 ■ Non-Conf, 
 ■ S Site, 
 ■ H Home 
 ■ A Away 
 N Neutral

Average RPI Win:	210	WON-LOST	WINNING	LAST 10	STRENGTH OF	OPP. STRENGTH	TEAM	ADJ.	CONF.	ADJ CONF.
Average RPI Loss:	120	RECORD	PCT. RANK	GAMES	SCHEDULE	OF SCHEDULE	RPI	RPI	RPI	RPI
DIV. I ONLY	17- 11	110	6-4	157	145	128	128	11	11	
DIV. I NON-CONF.	5- 4	140	0	240	312	198	198	11	11	
TOTALS	RPI 1-25	RPI 26-50	W-L RECORDS	RPI 51-100	RPI 101-150	RPI 150+				
17- 11	0- 2	0- 0	OVERALL	2- 2	1- 4	14- 3				
7- 7	0- 1	0- 0	HOME	1- 2	0- 2	6- 2				
9- 4	0- 1	0- 0	AWAY	1- 0	0- 2	8- 1				
1- 0	0- 0	0- 0	NEUTRAL	0- 0	1- 0	0- 0				
5- 4	0- 0	0- 0	NON-CONFERENCE	1- 1	0- 0	4- 3				
2- 3	0- 0	0- 0	HOME	1- 1	0- 0	1- 2				
3- 1	0- 0	0- 0	AWAY	0- 0	0- 0	3- 1				
0- 0	0- 0	0- 0	NEUTRAL	0- 0	0- 0	0- 0				
12- 7	0- 2	0- 0	CONFERENCE	1- 1	1- 4	10- 0				
5- 4	0- 1	0- 0	HOME	0- 1	0- 2	5- 0				
6- 3	0- 1	0- 0	AWAY	1- 0	0- 2	5- 0				
1- 0	0- 0	0- 0	NEUTRAL	0- 0	1- 0	0- 0				

RPI	S	Opponent	Score	RPI	S	Opponent	Score	RPI	S	Opponent	Score	RPI	S	Opponent	Score	Team's RPI: 128
9	A	Gonzaga	57 62					69	H	Fresno St.	75 64	113	A	San Diego	55 74	
9	H	Gonzaga	42 56					86	H	Abilene Christian	69 76	113	H	San Diego	58 62	
								91	A	BYU	57 48	136	A	Pacific	70 77	
								91	H	BYU	54 66	136	H	Pacific	73 77	
												136	N	Pacific	76 69	
												153	H	Loyola Chicago	64 78	
												175	A	Pepperdine	64 62	
												175	H	Pepperdine	69 67	
												191	A	Santa Clara	80 77	
												191	H	Santa Clara	84 62	
												194	H	Portland St.	71 77	
												199	A	Saint Mary's (CA)	72 53	
												199	H	Saint Mary's (CA)	78 65	
												213	A	San Francisco	73 66	
												213	H	San Francisco	69 49	
												248	H	Grand Canyon	73 41	
												270	A	Air Force	72 56	
												280	A	Utah St.	70 64	
												281	A	CSUN	64 73	
												294	A	LMU (CA)	89 78	
												294	H	LMU (CA)	74 49	
												327	A	Weber St.	78 59	
LAST 10 Division I																
136	N	Pacific	76 69	191	H	Santa Clara	84 62	136	A	Pacific	70 77	199	A	Saint Mary's (CA)	72 53	
9	H	Gonzaga	42 56	113	H	San Diego	58 62	91	H	BYU	54 66					
294	A	LMU (CA)	89 78													
175	A	Pepperdine	64 62													
213	H	San Francisco	69 49													

Non-Div I Games: Warner Pacific 78 36 Willamette 82 42

Portland

Loss, Non-Conf, S Site, H Home A Away N Neutral

Average RPI Win:	221	WON-LOST	WINNING	LAST 10	STRENGTH OF	OPP. STRENGTH	TEAM	ADJ.	CONF.	ADJ CONF.
Average RPI Loss:	173	RECORD	PCT. RANK	GAMES	SCHEDULE	OF SCHEDULE	RPI	RPI	RPI	RPI
DIV. I ONLY	14- 15	183	3-7	198	254	194	194	18	18	
DIV. I NON-CONF.	5- 4	140	0	76	324	97	97	17	17	
TOTALS	RPI 1-25	RPI 26-50	W-L RECORDS	RPI 51-100	RPI 101-150	RPI 150+				
14- 15	0- 0	0- 0	OVERALL	0- 4	2- 1	12- 10				
7- 6	0- 0	0- 0	HOME	0- 2	1- 0	6- 4				
7- 8	0- 0	0- 0	AWAY	0- 2	1- 1	6- 5				
0- 1	0- 0	0- 0	NEUTRAL	0- 0	0- 0	0- 1				
5- 4	0- 0	0- 0	NON-CONFERENCE	0- 2	1- 0	4- 2				
2- 1	0- 0	0- 0	HOME	0- 1	0- 0	2- 0				
3- 2	0- 0	0- 0	AWAY	0- 1	1- 0	2- 1				
0- 1	0- 0	0- 0	NEUTRAL	0- 0	0- 0	0- 1				
9- 11	0- 0	0- 0	CONFERENCE	0- 2	1- 1	8- 8				
5- 5	0- 0	0- 0	HOME	0- 1	1- 0	4- 4				
4- 6	0- 0	0- 0	AWAY	0- 1	0- 1	4- 4				
0- 0	0- 0	0- 0	NEUTRAL	0- 0	0- 0	0- 0				

RPI 1-25				RPI 26-50				RPI 51-100				RPI 101+ Team's RPI: 194					
RPI	S	Opponent	Score	RPI	S	Opponent	Score	RPI	S	Opponent	Score	RPI	S	Opponent	Score		
								63	A	Montana St.	67	98	108	A	Idaho	52	65
								63	H	Montana St.	62	73	108	H	Idaho	74	53
								64	H	Tennessee	61	88	128	A	Portland	77	71
								80	A	Boise St.	57	82	154	A	Montana	55	62
													154	H	Montana	78	65
													157	A	UC Davis	76	70
													176	A	Southern Utah	58	71
													176	H	Southern Utah	72	81
													180	A	Northern Ariz.	68	63
													180	H	Northern Ariz.	66	54
													182	A	Idaho St.	69	64
													182	H	Idaho St.	63	68
													200	A	UMKC	69	87
													226	A	Northern Colo.	58	77
													226	H	Northern Colo.	51	78
													234	H	Nevada	80	75
													248	H	Grand Canyon	69	46
													257	A	UC Irvine	70	61
													257	N	UC Irvine	75	83
													305	A	Sacramento St.	91	68
													305	H	Sacramento St.	70	73
													312	A	Eastern Wash.	75	79
													312	H	Eastern Wash.	75	58
													327	A	Weber St.	76	57
													327	H	Weber St.	88	63
LAST 10 Division I																	
				305	A	Sacramento St.	91	68	108	A	Idaho	52	65				
				180	A	Northern Ariz.	68	63	312	A	Eastern Wash.	75	79				
				327	H	Weber St.	88	63	226	H	Northern Colo.	51	78				
				182	H	Idaho St.	63	68	176	H	Southern Utah	72	81				
				63	A	Montana St.	67	98	154	A	Montana	55	62				

Non-Div I Games: Multnomah 104 48

Portland St.

■ Loss, 
 ■ Non-Conf, 
 ■ S Site, 
 ■ Home 
 ■ A Away 
 N Neutral

Prairie View

Through Games Of March 8, 2020

Average RPI Win:	285	WON-LOST	WINNING	LAST 10	STRENGTH OF	OPP. STRENGTH	TEAM	ADJ.	CONF.	ADJ CONF.
Average RPI Loss:	178	RECORD	PCT. RANK	GAMES	SCHEDULE	OF SCHEDULE	RPI	RPI	RPI	RPI
DIV. I ONLY	9- 18	274	5-5	303	327	302	302	32	32	
DIV. I NON-CONF.	0- 9	338	0	72	13	296	296	31	31	
TOTALS	RPI 1-25	RPI 26-50	W-L RECORDS	RPI 51-100	RPI 101-150	RPI 150+				
9- 18	0- 1	0- 1	OVERALL	0- 3	1- 4	8- 9				
6- 4	0- 0	0- 0	HOME	0- 0	1- 1	5- 3				
3- 12	0- 1	0- 1	AWAY	0- 2	0- 3	3- 5				
0- 2	0- 0	0- 0	NEUTRAL	0- 1	0- 0	0- 1				
0- 9	0- 1	0- 1	NON-CONFERENCE	0- 3	0- 3	0- 1				
0- 1	0- 0	0- 0	HOME	0- 0	0- 1	0- 0				
0- 6	0- 1	0- 1	AWAY	0- 2	0- 2	0- 0				
0- 2	0- 0	0- 0	NEUTRAL	0- 1	0- 0	0- 1				
9- 9	0- 0	0- 0	CONFERENCE	0- 0	1- 1	8- 8				
6- 3	0- 0	0- 0	HOME	0- 0	1- 0	5- 3				
3- 6	0- 0	0- 0	AWAY	0- 0	0- 1	3- 5				
0- 0	0- 0	0- 0	NEUTRAL	0- 0	0- 0	0- 0				

RPI 1-25			RPI 26-50			RPI 51-100			RPI 101+ Team's RPI: 302		
RPI	S	Opponent	Score	RPI	S	Opponent	Score	RPI	S	Opponent	Score
21	A	Texas A&M	38 80	27	A	Arizona	48 83	54	A	Rice	55 77
								77	N	A&M-Corpus Christi	52 64
								92	A	Oklahoma	48 94
								132	A	Texas Southern	65 88
								132	H	Texas Southern	50 47
								134	A	Texas Tech	48 82
								139	H	Florida	44 51
								148	A	Wisconsin	42 68
								156	A	Jackson St.	49 53
								156	H	Jackson St.	62 52
								225	N	Miami (OH)	52 65
								232	A	Southern U.	51 63
								232	H	Southern U.	48 68
								233	A	Alabama A&M	44 54
								233	H	Alabama A&M	60 53
								322	A	Alcorn	39 77
								322	H	Alcorn	63 68
								326	A	Alabama St.	62 59
								326	H	Alabama St.	52 61
								329	A	Ark.-Pine Bluff	54 69
								329	H	Ark.-Pine Bluff	61 51
								344	A	Grambling	67 54
								344	H	Grambling	65 58
								351	A	Mississippi Val.	89 72
								351	H	Mississippi Val.	81 47
LAST 10 Division I											
232	A	Southern U.	51 63	329	A	Ark.-Pine Bluff	54 69				
322	A	Alcorn	39 77	156	H	Jackson St.	62 52				
233	H	Alabama A&M	60 53	344	H	Grambling	65 58				
326	H	Alabama St.	52 61	132	H	Texas Southern	50 47				
351	A	Mississippi Val.	89 72	233	A	Alabama A&M	44 54				

Non-Div I Games:      Huston-Tillotson    79    60                      Wiley                      75    42                      Tex. A&M-Kingsville    85    55

Prairie View

Loss, Non-Conf, S Site, H Home A Away N Neutral

Presbyterian

Through Games Of March 8, 2020

Average RPI Win:	277	WON-LOST	WINNING	LAST 10	STRENGTH OF	OPP. STRENGTH	TEAM	ADJ.	CONF.	ADJ CONF.
Average RPI Loss:	199	RECORD	PCT. RANK	GAMES	SCHEDULE	OF SCHEDULE	RPI	RPI	RPI	RPI
DIV. I ONLY	9- 18	274	4-6	305	310	301	301	25	25	
DIV. I NON-CONF.	2- 5	259	0	330	253	315	315	28	28	
TOTALS	RPI 1-25	RPI 26-50	W-L RECORDS	RPI 51-100	RPI 101-150	RPI 150+				
9- 18	0- 0	0- 0	OVERALL	0- 1	0- 5	9- 12				
5- 7	0- 0	0- 0	HOME	0- 0	0- 2	5- 5				
4- 11	0- 0	0- 0	AWAY	0- 1	0- 3	4- 7				
0- 0	0- 0	0- 0	NEUTRAL	0- 0	0- 0	0- 0				
2- 5	0- 0	0- 0	NON-CONFERENCE	0- 1	0- 1	2- 3				
1- 1	0- 0	0- 0	HOME	0- 0	0- 0	1- 1				
1- 4	0- 0	0- 0	AWAY	0- 1	0- 1	1- 2				
0- 0	0- 0	0- 0	NEUTRAL	0- 0	0- 0	0- 0				
7- 13	0- 0	0- 0	CONFERENCE	0- 0	0- 4	7- 9				
4- 6	0- 0	0- 0	HOME	0- 0	0- 2	4- 4				
3- 7	0- 0	0- 0	AWAY	0- 0	0- 2	3- 5				
0- 0	0- 0	0- 0	NEUTRAL	0- 0	0- 0	0- 0				

RPI S	Opponent	Score	RPI S	Opponent	Score	RPI S	Opponent	Score	RPI S	Opponent	Score	Team's RPI: 301
						70	A West Virginia	40 56	133	A Campbell	42 56	
									133	H Campbell	47 53	
									138	A Hampton	53 67	
									138	H Hampton	42 71	
									139	A Florida	46 60	
									159	A Gardner-Webb	56 53	
									159	H Gardner-Webb	64 49	
									169	A Radford	42 54	
									169	H Radford	39 65	
									178	A High Point	55 60	
									178	H High Point	71 79	
									204	A Illinois	52 71	
									258	A UNC Asheville	39 54	
									258	H UNC Asheville	48 64	
									261	H Col. of Charleston	58 54	
									271	A Wofford	60 67	
									272	A Longwood	82 77	
									272	H Longwood	60 71	
									273	H UNCW	60 70	
									282	A Winthrop	54 61	
									282	H Winthrop	88 54	
									325	A USC Upstate	60 70	
									325	H USC Upstate	55 42	
									343	A Charleston So.	67 46	
									343	H Charleston So.	76 53	
									350	A South Carolina St.	70 49	
LAST 10 Division I												
			282	H Winthrop	88 54				343	H Charleston So.	76 53	
			133	A Campbell	42 56				258	H UNC Asheville	48 64	
			178	H High Point	71 79				272	A Longwood	82 77	
			138	A Hampton	53 67				325	A USC Upstate	60 70	
			159	H Gardner-Webb	64 49				169	H Radford	39 65	

Non-Div I Games: William Peace 72 35 Brevard 74 45

Presbyterian

Loss, Non-Conf, S Site, H Home A Away N Neutral

Average RPI Win: 152		WON-LOST	WINNING	LAST 10	STRENGTH OF	OPP. STRENGTH	TEAM	ADJ.	CONF.	ADJ CONF.
Average RPI Loss: 15		RECORD	PCT. RANK	GAMES	SCHEDULE	OF SCHEDULE	RPI	RPI	RPI	RPI
DIV. I ONLY		26- 1	2	10-0	81	96	10	10	7	7
DIV. I NON-CONF.		12- 1	10	0	147	105	23	23	8	8
TOTALS		RPI 1-25	RPI 26-50		W-L RECORDS		RPI 51-100	RPI 101-150	RPI 150+	
26- 1	0- 1	1- 0		OVERALL		8- 0	5- 0	12- 0		
14- 0	0- 0	1- 0		HOME		3- 0	2- 0	8- 0		
12- 1	0- 1	0- 0		AWAY		5- 0	3- 0	4- 0		
0- 0	0- 0	0- 0		NEUTRAL		0- 0	0- 0	0- 0		
12- 1	0- 1	1- 0		NON-CONFERENCE		4- 0	1- 0	6- 0		
7- 0	0- 0	1- 0		HOME		1- 0	0- 0	5- 0		
5- 1	0- 1	0- 0		AWAY		3- 0	1- 0	1- 0		
0- 0	0- 0	0- 0		NEUTRAL		0- 0	0- 0	0- 0		
14- 0	0- 0	0- 0		CONFERENCE		4- 0	4- 0	6- 0		
7- 0	0- 0	0- 0		HOME		2- 0	2- 0	3- 0		
7- 0	0- 0	0- 0		AWAY		2- 0	2- 0	3- 0		
0- 0	0- 0	0- 0		NEUTRAL		0- 0	0- 0	0- 0		

RPI	S	Opponent	Score	RPI	S	Opponent	Score	RPI	S	Opponent	Score	RPI	S	Opponent	Score
15	A	Iowa	75 77	37	H	FGCU	67 53	52	A	Yale	55 39	117	A	Columbia	77 52
								52	H	Yale	64 49	117	H	Columbia	77 55
								53	A	Marist	62 50	119	A	Harvard	60 46
								56	A	Penn	75 55	119	H	Harvard	66 45
								56	H	Penn	80 44	144	A	George Washington	75 50
								61	A	Seton Hall	78 76	167	A	Dartmouth	66 34
								84	A	Saint Louis	66 50	167	H	Dartmouth	87 55
								95	H	Rider	80 47	177	A	Missouri	68 33
												192	A	Cornell	69 50
												192	H	Cornell	60 29
												220	H	Penn St.	72 55
												223	A	Brown	85 48
												223	H	Brown	81 39
												265	H	New Hampshire	77 37
												293	H	Monmouth	52 40
												319	H	St. Francis Brooklyn	76 44
												345	H	Hartford	73 42
LAST 10 Division I															
192	A	Cornell	69 50	167	H	Dartmouth	87 55								
117	A	Columbia	77 52	119	H	Harvard	66 45								
52	H	Yale	64 49	223	A	Brown	85 48								
223	H	Brown	81 39	52	A	Yale	55 39								
56	H	Penn	80 44	117	H	Columbia	77 55								

Non-Div I Games:

Princeton

■ Loss, 
 ■ Non-Conf, S Site, 
 ■ Home 
 ■ Away 
 N Neutral

# Providence

Through Games Of March 8, 2020

Average RPI Win:	218	WON-LOST	WINNING	LAST 10	STRENGTH OF	OPP. STRENGTH	TEAM	ADJ.	CONF.	ADJ CONF.
Average RPI Loss:	85	RECORD	PCT. RANK	GAMES	SCHEDULE	OF SCHEDULE	RPI	RPI	RPI	RPI
DIV. I ONLY	13- 19	233	3-7	158	79	187	187	6	6	
DIV. I NON-CONF.	9- 3	63	0	251	240	88	88	6	6	
TOTALS	RPI 1-25	RPI 26-50	W-L RECORDS	RPI 51-100	RPI 101-150	RPI 150+				
13- 19	0- 5	0- 0	OVERALL	2- 11	2- 0	9- 3				
5- 6	0- 2	0- 0	HOME	2- 4	0- 0	3- 0				
5- 12	0- 3	0- 0	AWAY	0- 6	2- 0	3- 3				
3- 1	0- 0	0- 0	NEUTRAL	0- 1	0- 0	3- 0				
9- 3	0- 0	0- 0	NON-CONFERENCE	1- 2	2- 0	6- 1				
2- 0	0- 0	0- 0	HOME	1- 0	0- 0	1- 0				
5- 2	0- 0	0- 0	AWAY	0- 1	2- 0	3- 1				
2- 1	0- 0	0- 0	NEUTRAL	0- 1	0- 0	2- 0				
4- 16	0- 5	0- 0	CONFERENCE	1- 9	0- 0	3- 2				
3- 6	0- 2	0- 0	HOME	1- 4	0- 0	2- 0				
0- 10	0- 3	0- 0	AWAY	0- 5	0- 0	0- 2				
1- 0	0- 0	0- 0	NEUTRAL	0- 0	0- 0	1- 0				

RPI S	Opponent	Score	RPI S	Opponent	Score	RPI S	Opponent	Score	RPI S	Opponent	Score	Team's RPI: 187
22	A DePaul	71 93				51	A Creighton	63 72	105	A Utah	67 60	
22	A DePaul	59 95				51	H Creighton	68 77	150	A Massachusetts	72 63	
22	H DePaul	67 80				52	A Yale	79 82	209	N Rhode Island	58 51	
24	A Marquette	55 85				57	A St. John's (NY)	58 64	212	H UMass Lowell	63 38	
24	H Marquette	50 60				57	H St. John's (NY)	54 53	229	A New Mexico	68 86	
						58	N Ball St.	51 52	259	A Georgetown	53 62	
						61	A Seton Hall	55 97	259	H Georgetown	62 55	
						61	H Seton Hall	45 71	259	N Georgetown	49 46	
						62	H Boston College	76 60	268	A Xavier	42 61	
						82	A Villanova	49 51	268	H Xavier	60 48	
						82	H Villanova	63 74	293	A Monmouth	68 52	
						98	A Butler	42 51	294	N LMU (CA)	48 45	
						98	H Butler	47 50	323	A Bryant	76 32	
									345	A Hartford	75 57	
LAST 10 Division I												
22	A DePaul	59 95	268	A Xavier	42 61							
259	N Georgetown	49 46	57	H St. John's (NY)	54 53							
82	H Villanova	63 74	61	H Seton Hall	45 71							
259	H Georgetown	62 55	51	H Creighton	68 77							
98	A Butler	42 51	22	A DePaul	71 93							

Non-Div I Games:

Providence

Loss, Non-Conf, S Site, H Home A Away N Neutral



Average RPI Win:	138	WON-LOST	WINNING	LAST 10	STRENGTH OF	OPP. STRENGTH	TEAM	ADJ.	CONF.	ADJ CONF.
Average RPI Loss:	29	RECORD	PCT. RANK	GAMES	SCHEDULE	OF SCHEDULE	RPI	RPI	RPI	RPI
DIV. I ONLY	18- 14	137	3-7	15	6	45	45	2	2	
DIV. I NON-CONF.	9- 3	63	0	23	16	13	13	1	1	
TOTALS	RPI 1-25	RPI 26-50	W-L RECORDS	RPI 51-100	RPI 101-150	RPI 150+				
18- 14	2- 9	2- 3	OVERALL	2- 1	4- 1	8- 0				
9- 6	0- 3	1- 1	HOME	1- 1	1- 1	6- 0				
6- 6	1- 4	0- 2	AWAY	1- 0	2- 0	2- 0				
3- 2	1- 2	1- 0	NEUTRAL	0- 0	1- 0	0- 0				
9- 3	1- 2	2- 1	NON-CONFERENCE	1- 0	0- 0	5- 0				
6- 0	0- 0	1- 0	HOME	1- 0	0- 0	4- 0				
1- 2	0- 1	0- 1	AWAY	0- 0	0- 0	1- 0				
2- 1	1- 1	1- 0	NEUTRAL	0- 0	0- 0	0- 0				
9- 11	1- 7	0- 2	CONFERENCE	1- 1	4- 1	3- 0				
3- 6	0- 3	0- 1	HOME	0- 1	1- 1	2- 0				
5- 4	1- 3	0- 1	AWAY	1- 0	2- 0	1- 0				
1- 1	0- 1	0- 0	NEUTRAL	0- 0	1- 0	0- 0				

RPI 1-25				RPI 26-50				RPI 51-100				RPI 101+			
RPI	S	Opponent	Score	RPI	S	Opponent	Score	RPI	S	Opponent	Score	RPI	S	Opponent	Score
1	A	South Carolina	49 85	29	H	Western Ky.	67 50	90	A	Nebraska	76 68	103	A	Michigan St.	76 66
3	A	Maryland	45 88	34	A	Michigan	63 66	93	H	Minnesota	59 72	103	H	Michigan St.	63 65
3	N	Maryland	62 74	40	A	Virginia Tech	54 67	97	H	Kent St.	77 64	103	N	Michigan St.	72 63
9	N	Gonzaga	50 63	42	N	Arizona St.	59 52					148	A	Wisconsin	62 59
12	A	Northwestern	56 61	49	H	Rutgers	53 59					148	H	Wisconsin	72 61
14	A	Indiana	48 66									171	H	Northern Ill.	68 63
14	H	Indiana	54 66									204	A	Illinois	70 58
15	H	Iowa	71 83									204	H	Illinois	81 67
17	A	Ohio St.	66 50									207	A	Chattanooga	66 34
17	H	Ohio St.	56 77									211	H	Western Ill.	66 59
25	N	Drake	67 47									216	H	Milwaukee	68 55
												220	H	Penn St.	81 68
												252	H	Bowling Green	81 74
LAST 10 Division I															
		3 N Maryland	62 74			204 A Illinois	70 58								
		103 N Michigan St.	72 63			148 A Wisconsin	62 59								
		17 H Ohio St.	56 77			15 H Iowa	71 83								
		3 A Maryland	45 88			34 A Michigan	63 66								
		103 H Michigan St.	63 65			14 H Indiana	54 66								

Non-Div I Games:

Purdue

■ Loss, 
■ Non-Conf, 
■ S Site, 
■ H Home 
■ A Away 
N Neutral

Purdue Fort Wayne

Through Games Of March 8, 2020

Average RPI Win:	326	WON-LOST	WINNING	LAST 10	STRENGTH OF	OPP. STRENGTH	TEAM	ADJ.	CONF.	ADJ CONF.
Average RPI Loss:	176	RECORD	PCT. RANK	GAMES	SCHEDULE	OF SCHEDULE	RPI	RPI	RPI	RPI
DIV. I ONLY	3- 24	334	1-9	279	208	340	340	19	19	
DIV. I NON-CONF.	2- 9	304	0	288	252	333	333	18	18	
TOTALS	RPI 1-25	RPI 26-50	W-L RECORDS	RPI 51-100	RPI 101-150	RPI 150+				
3- 24	0- 0	0- 2	OVERALL	0- 6	0- 1	3- 15				
2- 10	0- 0	0- 1	HOME	0- 3	0- 0	2- 6				
1- 11	0- 0	0- 1	AWAY	0- 2	0- 0	1- 8				
0- 3	0- 0	0- 0	NEUTRAL	0- 1	0- 1	0- 1				
2- 9	0- 0	0- 0	NON-CONFERENCE	0- 4	0- 1	2- 4				
2- 2	0- 0	0- 0	HOME	0- 2	0- 0	2- 0				
0- 4	0- 0	0- 0	AWAY	0- 1	0- 0	0- 3				
0- 3	0- 0	0- 0	NEUTRAL	0- 1	0- 1	0- 1				
1- 15	0- 0	0- 2	CONFERENCE	0- 2	0- 0	1- 11				
0- 8	0- 0	0- 1	HOME	0- 1	0- 0	0- 6				
1- 7	0- 0	0- 1	AWAY	0- 1	0- 0	1- 5				
0- 0	0- 0	0- 0	NEUTRAL	0- 0	0- 0	0- 0				

RPI S	Opponent	Score	RPI S	Opponent	Score	RPI S	Opponent	Score	RPI S	Opponent	Score	Team's RPI: 340
32	A South Dakota	25 79	32	H South Dakota	41 62	58	H Ball St.	52 83	134	N Texas Tech	48 82	
						71	A South Dakota St.	43 89	165	A Akron	53 64	
						71	H South Dakota St.	69 100	181	A Eastern Mich.	40 64	
						87	H Southeast Mo. St.	48 58	203	A Oral Roberts	59 96	
						97	N Kent St.	67 75	203	H Oral Roberts	73 79	
						98	A Butler	58 85	211	A Western Ill.	68 79	
									211	H Western Ill.	74 83	
									217	A North Dakota	85 91	
									217	H North Dakota	49 63	
									241	A Denver	57 83	
									241	H Denver	67 85	
									256	A North Dakota St.	53 74	
									256	H North Dakota St.	44 58	
									293	N Monmouth	46 60	
									308	A Omaha	58 57	
									308	H Omaha	51 65	
									330	H Evansville	67 64	
									338	A SIUE	53 57	
									341	H UIC	61 50	
LAST 10 Division I												
203	A Oral Roberts	59 96	241	A Denver	57 83							
241	H Denver	67 85	211	H Western Ill.	74 83							
308	H Omaha	51 65	217	H North Dakota	49 63							
71	A South Dakota St.	43 89	256	H North Dakota St.	44 58							
256	A North Dakota St.	53 74	308	A Omaha	58 57							

Non-Div I Games: Heidelberg 82 55 Purdue Northwest 73 50

Purdue Fort Wayne

Loss, Non-Conf, S Site, H Home A Away N Neutral

Quinnipiac

Through Games Of March 8, 2020

Average RPI Win:	268	WON-LOST	WINNING	LAST 10	STRENGTH OF	OPP. STRENGTH	TEAM	ADJ.	CONF.	ADJ CONF.
Average RPI Loss:	117	RECORD	PCT. RANK	GAMES	SCHEDULE	OF SCHEDULE	RPI	RPI	RPI	RPI
DIV. I ONLY	15- 14	160	5-5	173	228	183	183	24	24	
DIV. I NON-CONF.	3- 6	235	0	41	35	166	166	25	25	
TOTALS	RPI 1-25	RPI 26-50	W-L RECORDS	RPI 51-100	RPI 101-150	RPI 150+				
15- 14	0- 1	1- 2	OVERALL	0- 5	0- 2	14- 4				
8- 7	0- 0	1- 1	HOME	0- 2	0- 2	7- 2				
7- 7	0- 1	0- 1	AWAY	0- 3	0- 0	7- 2				
0- 0	0- 0	0- 0	NEUTRAL	0- 0	0- 0	0- 0				
3- 6	0- 1	1- 2	NON-CONFERENCE	0- 1	0- 2	2- 0				
2- 3	0- 0	1- 1	HOME	0- 0	0- 2	1- 0				
1- 3	0- 1	0- 1	AWAY	0- 1	0- 0	1- 0				
0- 0	0- 0	0- 0	NEUTRAL	0- 0	0- 0	0- 0				
12- 8	0- 0	0- 0	CONFERENCE	0- 4	0- 0	12- 4				
6- 4	0- 0	0- 0	HOME	0- 2	0- 0	6- 2				
6- 4	0- 0	0- 0	AWAY	0- 2	0- 0	6- 2				
0- 0	0- 0	0- 0	NEUTRAL	0- 0	0- 0	0- 0				

RPI 1-25				RPI 26-50				RPI 51-100				RPI 101+ Team's RPI: 183			
RPI	S	Opponent	Score	RPI	S	Opponent	Score	RPI	S	Opponent	Score	RPI	S	Opponent	Score
3	A	Maryland	52 107	36	A	UCF	58 80	52	A	Yale	59 63	119	H	Harvard	68 77
				41	H	Drexel	62 66	53	A	Marist	60 73	144	H	George Washington	67 78
				47	H	Bucknell	76 69	53	H	Marist	51 64	188	A	Manhattan	62 77
								95	A	Rider	59 75	188	H	Manhattan	70 58
								95	H	Rider	62 68	209	H	Rhode Island	75 63
												227	A	Fairfield	60 72
												227	H	Fairfield	76 62
												254	A	Iona	67 63
												254	H	Iona	71 75
												278	A	Siena	66 52
												278	H	Siena	60 68
												291	A	Niagara	82 76
												291	H	Niagara	71 61
												293	A	Monmouth	52 45
												293	H	Monmouth	60 53
												317	A	Saint Peter's	91 64
												317	H	Saint Peter's	70 69
												337	A	Canisius	63 57
												337	H	Canisius	74 71
												345	A	Hartford	87 50
LAST 10 Division I															
				337	A	Canisius	63 57	95	H	Rider	62 68				
				291	A	Niagara	82 76	291	H	Niagara	71 61				
				53	H	Marist	51 64	188	A	Manhattan	62 77				
				317	H	Saint Peter's	70 69	278	H	Siena	60 68				
				227	A	Fairfield	60 72	293	A	Monmouth	52 45				

Non-Div I Games:

Quinnipiac

Loss, Non-Conf, S Site, H Home A Away N Neutral

Average RPI Win: <b>266</b>	WON-LOST	WINNING	LAST 10	STRENGTH OF	OPP. STRENGTH	TEAM	ADJ.	CONF.	ADJ CONF.
Average RPI Loss: <b>151</b>	RECORD	PCT. RANK	GAMES	SCHEDULE	OF SCHEDULE	RPI	RPI	RPI	RPI
DIV. I ONLY	<b>17- 12</b>	<b>124</b>	<b>9-1</b>	<b>276</b>	<b>264</b>	<b>169</b>	<b>169</b>	<b>25</b>	<b>25</b>
DIV. I NON-CONF.	<b>2- 7</b>	<b>288</b>	<b>0</b>	<b>277</b>	<b>64</b>	<b>278</b>	<b>278</b>	<b>28</b>	<b>28</b>
TOTALS	RPI 1-25	RPI 26-50	W-L RECORDS	RPI 51-100	RPI 101-150	RPI 150+			
17- 12	0- 1	0- 0	OVERALL	0- 2	2- 3	15- 6			
7- 5	0- 0	0- 0	HOME	0- 0	1- 1	6- 4			
10- 7	0- 1	0- 0	AWAY	0- 2	1- 2	9- 2			
0- 0	0- 0	0- 0	NEUTRAL	0- 0	0- 0	0- 0			
2- 7	0- 1	0- 0	NON-CONFERENCE	0- 2	0- 1	2- 3			
0- 2	0- 0	0- 0	HOME	0- 0	0- 0	0- 2			
2- 5	0- 1	0- 0	AWAY	0- 2	0- 1	2- 1			
0- 0	0- 0	0- 0	NEUTRAL	0- 0	0- 0	0- 0			
15- 5	0- 0	0- 0	CONFERENCE	0- 0	2- 2	13- 3			
7- 3	0- 0	0- 0	HOME	0- 0	1- 1	6- 2			
8- 2	0- 0	0- 0	AWAY	0- 0	1- 1	7- 1			
0- 0	0- 0	0- 0	NEUTRAL	0- 0	0- 0	0- 0			

RPI 1-25				RPI 26-50				RPI 51-100				RPI 101+ Team's RPI: 169			
RPI	S	Opponent	Score	RPI	S	Opponent	Score	RPI	S	Opponent	Score	RPI	S	Opponent	Score
17	A	Ohio St.	57 <b>70</b>					70	A	West Virginia	37 <b>74</b>	127	A	Vanderbilt	46 <b>80</b>
								72	A	Alabama	51 <b>85</b>	133	A	Campbell	48 42
												133	H	Campbell	32 <b>43</b>
												138	A	Hampton	48 <b>51</b>
												138	H	Hampton	70 63
												152	H	Mt. St. Mary's	58 <b>75</b>
												159	A	Gardner-Webb	84 73
												159	H	Gardner-Webb	65 51
												178	A	High Point	58 <b>68</b>
												178	H	High Point	63 <b>64</b>
												201	H	American	55 <b>59</b>
												258	A	UNC Asheville	73 66
												258	H	UNC Asheville	50 <b>63</b>
												272	A	Longwood	62 61
												272	H	Longwood	88 76
												282	A	Winthrop	56 50
												282	H	Winthrop	54 53
												283	A	Morehead St.	62 <b>73</b>
												287	A	ETSU	67 43
												301	A	Presbyterian	65 39
												301	H	Presbyterian	54 42
												325	A	USC Upstate	57 41
												325	H	USC Upstate	78 57
												343	A	Charleston So.	64 40
												343	H	Charleston So.	72 35
												350	A	South Carolina St.	60 45
LAST 10 Division I															
138	H	Hampton	70 63	272	H	Longwood	88 76								
258	A	UNC Asheville	73 66	133	A	Campbell	48 42								
282	A	Winthrop	56 50	343	A	Charleston So.	64 40								
325	H	USC Upstate	78 57	159	H	Gardner-Webb	65 51								
178	H	High Point	63 <b>64</b>	301	A	Presbyterian	65 39								

Non-Div I Games:

Radford

■ Loss, 
 ■ Non-Conf, S Site, 
 ■ Home 
 ■ Away 
 N Neutral

## Rhode Island

Through Games Of March 8, 2020

Average RPI Win:	217	WON-LOST	WINNING	LAST 10	STRENGTH OF	OPP. STRENGTH	TEAM	ADJ.	CONF.	ADJ CONF.
Average RPI Loss:	144	RECORD	PCT. RANK	GAMES	SCHEDULE	OF SCHEDULE	RPI	RPI	RPI	RPI
DIV. I ONLY	13- 16	203	3-7	206	168	209	209	12	12	
DIV. I NON-CONF.	7- 5	131	0	247	308	168	168	12	12	
TOTALS	RPI 1-25	RPI 26-50	W-L RECORDS	RPI 51-100	RPI 101-150	RPI 150+				
13- 16	0- 0	0- 1	OVERALL	1- 3	4- 7	8- 5				
10- 3	0- 0	0- 0	HOME	1- 1	4- 1	5- 1				
2- 12	0- 0	0- 1	AWAY	0- 2	0- 6	2- 3				
1- 1	0- 0	0- 0	NEUTRAL	0- 0	0- 0	1- 1				
7- 5	0- 0	0- 0	NON-CONFERENCE	0- 1	2- 1	5- 3				
5- 0	0- 0	0- 0	HOME	0- 0	2- 0	3- 0				
1- 4	0- 0	0- 0	AWAY	0- 1	0- 1	1- 2				
1- 1	0- 0	0- 0	NEUTRAL	0- 0	0- 0	1- 1				
6- 11	0- 0	0- 1	CONFERENCE	1- 2	2- 6	3- 2				
5- 3	0- 0	0- 0	HOME	1- 1	2- 1	2- 1				
1- 8	0- 0	0- 1	AWAY	0- 1	0- 5	1- 1				
0- 0	0- 0	0- 0	NEUTRAL	0- 0	0- 0	0- 0				

RPI	S	Opponent	Score	RPI	S	Opponent	Score	RPI	S	Opponent	Score	RPI	S	Opponent	Score	Team's RPI: 209
38	A	Dayton	60 71	62	A	Boston College	55 66	114	H	Robert Morris	71 59	119	A	Harvard	58 61	
				84	H	Saint Louis	72 63	125	H	Richmond	76 70	126	H	Holy Cross	73 58	
				88	H	VCU	54 75	129	A	Duquesne	53 70	129	A	Duquesne	62 72	
				89	A	Fordham	50 60	140	A	Davidson	67 79	140	H	Davidson	70 77	
								144	A	George Washington	56 73	150	A	Massachusetts	53 73	
								150	H	Massachusetts	69 66	183	A	Quinnipiac	63 75	
								187	N	Providence	51 58	195	H	La Salle	42 54	
								217	A	North Dakota	61 67	223	N	Brown	89 44	
								227	H	Fairfield	74 41	236	A	Saint Joseph's	49 47	
								250	H	George Mason	47 42	296	A	St. Bonaventure	59 64	
								296	H	St. Bonaventure	69 67	307	H	Vermont	77 74	
								333	H	LIU Brooklyn	79 56	345	A	Hartford	68 56	
LAST 10 Division I																
129	A	Duquesne	53 70	296	H	St. Bonaventure	69 67									
150	A	Massachusetts	53 73	84	H	Saint Louis	72 63									
144	A	George Washington	56 73	38	A	Dayton	60 71									
195	H	La Salle	42 54	89	A	Fordham	50 60									
129	A	Duquesne	62 72	250	H	George Mason	47 42									

Non-Div I Games:

Rhode Island

■ Loss, 
 ■ Non-Conf, 
 ■ S Site, 
 ■ H Home 
 ■ A Away 
 N Neutral

Average RPI Win:	206	WON-LOST	WINNING	LAST 10	STRENGTH OF	OPP. STRENGTH	TEAM	ADJ.	CONF.	ADJ CONF.
Average RPI Loss:	83	RECORD	PCT. RANK	GAMES	SCHEDULE	OF SCHEDULE	RPI	RPI	RPI	RPI
DIV. I ONLY	21- 8	49	8-2	112	151	54	54	13	13	
DIV. I NON-CONF.	5- 6	187	0	187	150	204	204	16	16	
TOTALS	RPI 1-25	RPI 26-50	W-L RECORDS	RPI 51-100	RPI 101-150	RPI 150+				
21- 8	0- 1	3- 2	OVERALL	0- 3	2- 1	16- 1				
13- 1	0- 1	3- 0	HOME	0- 0	1- 0	9- 0				
8- 5	0- 0	0- 1	AWAY	0- 2	1- 1	7- 1				
0- 2	0- 0	0- 1	NEUTRAL	0- 1	0- 0	0- 0				
5- 6	0- 1	0- 1	NON-CONFERENCE	0- 2	0- 1	5- 1				
4- 1	0- 1	0- 0	HOME	0- 0	0- 0	4- 0				
1- 3	0- 0	0- 0	AWAY	0- 1	0- 1	1- 1				
0- 2	0- 0	0- 1	NEUTRAL	0- 1	0- 0	0- 0				
16- 2	0- 0	3- 1	CONFERENCE	0- 1	2- 0	11- 0				
9- 0	0- 0	3- 0	HOME	0- 0	1- 0	5- 0				
7- 2	0- 0	0- 1	AWAY	0- 1	1- 0	6- 0				
0- 0	0- 0	0- 0	NEUTRAL	0- 0	0- 0	0- 0				

RPI 1-25				RPI 26-50				RPI 51-100				Team's RPI: 54	RPI 101+			
RPI	S	Opponent	Score	RPI	S	Opponent	Score	RPI	S	Opponent	Score		RPI	S	Opponent	Score
21	H	Texas A&M	61 62	29	H	Western Ky.	73 65	60	A	Charlotte	51 62		101	A	UAB	74 65
				33	A	Old Dominion	59 66	68	A	Oklahoma St.	38 69		101	H	UAB	64 53
				33	H	Old Dominion	73 70	79	N	Georgia Tech	52 54		132	A	Texas Southern	56 63
				40	N	Virginia Tech	45 54						180	H	Northern Ariz.	71 57
				46	H	Middle Tenn.	77 60						202	A	Fla. Atlantic	78 69
													205	H	Southern Miss.	75 64
													208	H	Little Rock	66 40
													219	A	UTEP	69 61
													219	H	UTEP	82 59
													228	A	SMU	43 55
													235	A	North Texas	67 52
													235	H	North Texas	69 66
													251	H	Marshall	81 43
													255	H	Nicholls St.	71 47
													264	A	Louisiana Tech	73 60
													264	H	Louisiana Tech	60 47
													302	H	Prairie View	77 55
													310	A	FIU	68 47
													321	A	UTSA	74 62
													347	A	McNeese	81 50
LAST 10 Division I																
				33	H	Old Dominion	73 70	60	A	Charlotte	51 62					
				219	H	UTEP	82 59	33	A	Old Dominion	59 66					
				264	A	Louisiana Tech	73 60	46	H	Middle Tenn.	77 60					
				101	A	UAB	74 65	101	H	UAB	64 53					
				235	H	North Texas	69 66	235	A	North Texas	67 52					

Non-Div I Games:

Rice

■ Loss, 
 ■ Non-Conf, 
 ■ S Site, 
 ■ H Home 
 ■ A Away 
 N Neutral

Average RPI Win: <b>195</b>	WON-LOST	WINNING	LAST 10	STRENGTH OF	OPP. STRENGTH	TEAM	ADJ.	CONF.	ADJ CONF.
Average RPI Loss: <b>108</b>	RECORD	PCT. RANK	GAMES	SCHEDULE	OF SCHEDULE	RPI	RPI	RPI	RPI
DIV. I ONLY	15- 17	188	5-5	68	154	125	125	12	12
DIV. I NON-CONF.	7- 7	164	0	30	281	78	78	12	12
TOTALS	RPI 1-25	RPI 26-50	W-L RECORDS	RPI 51-100	RPI 101-150	RPI 150+			
15- 17	0- 0	0- 5	OVERALL	1- 5	5- 3	9- 4			
7- 5	0- 0	0- 1	HOME	0- 3	3- 0	4- 1			
8- 9	0- 0	0- 3	AWAY	1- 2	2- 2	5- 2			
0- 3	0- 0	0- 1	NEUTRAL	0- 0	0- 1	0- 1			
7- 7	0- 0	0- 3	NON-CONFERENCE	1- 1	2- 1	4- 2			
3- 1	0- 0	0- 0	HOME	0- 0	1- 0	2- 1			
4- 3	0- 0	0- 2	AWAY	1- 1	1- 0	2- 0			
0- 3	0- 0	0- 1	NEUTRAL	0- 0	0- 1	0- 1			
8- 10	0- 0	0- 2	CONFERENCE	0- 4	3- 2	5- 2			
4- 4	0- 0	0- 1	HOME	0- 3	2- 0	2- 0			
4- 6	0- 0	0- 1	AWAY	0- 1	1- 2	3- 2			
0- 0	0- 0	0- 0	NEUTRAL	0- 0	0- 0	0- 0			

RPI 1-25				RPI 26-50				RPI 51-100				RPI 101+				Team's RPI: 125	
RPI	S	Opponent	Score	RPI	S	Opponent	Score	RPI	S	Opponent	Score	RPI	S	Opponent	Score		
				33	A	Old Dominion	51 73	60	A	Charlotte	59 78	104	H	William & Mary	76 73		
				38	A	Dayton	68 79	84	H	Saint Louis	57 60	129	H	Duquesne	67 64		
				38	H	Dayton	51 65	88	A	VCU	50 53	138	N	Hampton	65 69		
				41	A	Drexel	52 58	88	H	VCU	42 57	140	H	Davidson	69 57		
				50	N	Bradley	57 61	89	H	Fordham	47 64	142	A	UNC Greensboro	70 62		
								96	A	Coastal Caro.	79 67	144	A	George Washington	40 50		
												144	A	George Washington	57 49		
												150	A	Massachusetts	50 64		
												152	N	Mt. St. Mary's	67 75		
												158	H	Norfolk St.	77 69		
												195	A	La Salle	67 61		
												195	H	La Salle	63 61		
												196	H	Furman	69 70		
												202	H	Fla. Atlantic	57 55		
												209	A	Rhode Island	70 76		
												236	A	Saint Joseph's	56 67		
												250	A	George Mason	75 70		
												259	A	Georgetown	51 49		
												296	A	St. Bonaventure	72 58		
												296	H	St. Bonaventure	63 59		
												318	A	UMES	64 52		
LAST 10 Division I																	
				38	A	Dayton	68 79	250	A	George Mason	75 70						
				144	A	George Washington	57 49	89	H	Fordham	47 64						
				144	A	George Washington	40 50	129	H	Duquesne	67 64						
				84	H	Saint Louis	57 60	195	A	La Salle	67 61						
				296	A	St. Bonaventure	72 58	88	H	VCU	42 57						

Non-Div I Games:

Richmond

  Loss, 
  Non-Conf, 
  S Site, 
  H Home 
  A Away 
N Neutral

Average RPI Win: <b>250</b>	WON-LOST	WINNING	LAST 10	STRENGTH OF	OPP. STRENGTH	TEAM	ADJ.	CONF.	ADJ CONF.
Average RPI Loss: <b>126</b>	RECORD	PCT. RANK	GAMES	SCHEDULE	OF SCHEDULE	RPI	RPI	RPI	RPI
DIV. I ONLY	<b>25- 4</b>	<b>14</b>	<b>8-2</b>	<b>335</b>	<b>203</b>	<b>95</b>	<b>95</b>	<b>24</b>	<b>24</b>
DIV. I NON-CONF.	<b>7- 2</b>	<b>53</b>	<b>0</b>	<b>336</b>	<b>42</b>	<b>135</b>	<b>135</b>	<b>25</b>	<b>25</b>
TOTALS	RPI 1-25	RPI 26-50	W-L RECORDS	RPI 51-100	RPI 101-150	RPI 150+			
25- 4	0- 1	0- 0	OVERALL	1- 1	0- 1	24- 1			
12- 1	0- 0	0- 0	HOME	0- 1	0- 0	12- 0			
12- 2	0- 1	0- 0	AWAY	1- 0	0- 0	11- 1			
1- 1	0- 0	0- 0	NEUTRAL	0- 0	0- 1	1- 0			
7- 2	0- 1	0- 0	NON-CONFERENCE	0- 0	0- 1	7- 0			
3- 0	0- 0	0- 0	HOME	0- 0	0- 0	3- 0			
3- 1	0- 1	0- 0	AWAY	0- 0	0- 0	3- 0			
1- 1	0- 0	0- 0	NEUTRAL	0- 0	0- 1	1- 0			
18- 2	0- 0	0- 0	CONFERENCE	1- 1	0- 0	17- 1			
9- 1	0- 0	0- 0	HOME	0- 1	0- 0	9- 0			
9- 1	0- 0	0- 0	AWAY	1- 0	0- 0	8- 1			
0- 0	0- 0	0- 0	NEUTRAL	0- 0	0- 0	0- 0			

RPI 1-25				RPI 26-50				RPI 51-100				Team's RPI: 95	RPI 101+			
RPI	S	Opponent	Score	RPI	S	Opponent	Score	RPI	S	Opponent	Score		RPI	S	Opponent	Score
10	A	Princeton	47 80					53	A	Marist	76 72		124	N	North Florida	70 80
								53	H	Marist	58 63		183	A	Quinnipiac	68 62
													183	H	Quinnipiac	75 59
													188	A	Manhattan	55 50
													188	H	Manhattan	76 53
													195	H	La Salle	70 43
													220	A	Penn St.	78 70
													227	A	Fairfield	68 60
													227	H	Fairfield	60 52
													246	N	Lipscomb	81 76
													254	A	Iona	81 37
													254	H	Iona	53 41
													259	A	Georgetown	65 64
													268	H	Xavier	64 57
													277	A	Delaware St.	71 69
													278	A	Siena	69 38
													278	H	Siena	70 66
													291	A	Niagara	71 55
													291	H	Niagara	79 75
													293	A	Monmouth	50 49
													293	H	Monmouth	48 25
													304	H	Wagner	77 63
													317	A	Saint Peter's	56 67
													317	H	Saint Peter's	72 52
													337	A	Canisius	70 57
													337	H	Canisius	87 48
LAST 10 Division I																
				293	A	Monmouth	50 49					183	A	Quinnipiac	68 62	
				317	H	Saint Peter's	72 52					188	A	Manhattan	55 50	
				337	H	Canisius	87 48					278	A	Siena	69 38	
				227	A	Fairfield	68 60					53	H	Marist	58 63	
				254	H	Iona	53 41					317	A	Saint Peter's	56 67	

Non-Div I Games:

Rider

■ Loss, 
 ■ Non-Conf, 
 ■ S Site, 
 ■ Home 
 ■ A Away 
 N Neutral



## Robert Morris

Through Games Of March 8, 2020

Average RPI Win:	273	WON-LOST	WINNING	LAST 10	STRENGTH OF	OPP. STRENGTH	TEAM	ADJ.	CONF.	ADJ CONF.
Average RPI Loss:	116	RECORD	PCT. RANK	GAMES	SCHEDULE	OF SCHEDULE	RPI	RPI	RPI	RPI
DIV. I ONLY	21- 7	40	9-1	275	306	114	114	30	30	
DIV. I NON-CONF.	4- 6	212	0	130	108	171	171	30	30	
TOTALS	RPI 1-25	RPI 26-50	W-L RECORDS	RPI 51-100	RPI 101-150	RPI 150+				
21- 7	0- 1	0- 1	OVERALL	0- 1	0- 1	21- 3				
10- 3	0- 0	0- 0	HOME	0- 0	0- 1	10- 2				
11- 4	0- 1	0- 1	AWAY	0- 1	0- 0	11- 1				
0- 0	0- 0	0- 0	NEUTRAL	0- 0	0- 0	0- 0				
4- 6	0- 1	0- 1	NON-CONFERENCE	0- 1	0- 1	4- 2				
2- 2	0- 0	0- 0	HOME	0- 0	0- 1	2- 1				
2- 4	0- 1	0- 1	AWAY	0- 1	0- 0	2- 1				
0- 0	0- 0	0- 0	NEUTRAL	0- 0	0- 0	0- 0				
17- 1	0- 0	0- 0	CONFERENCE	0- 0	0- 0	17- 1				
8- 1	0- 0	0- 0	HOME	0- 0	0- 0	8- 1				
9- 0	0- 0	0- 0	AWAY	0- 0	0- 0	9- 0				
0- 0	0- 0	0- 0	NEUTRAL	0- 0	0- 0	0- 0				

RPI 1-25				RPI 26-50				RPI 51-100				RPI 101+ Team's RPI: 114			
RPI	S	Opponent	Score	RPI	S	Opponent	Score	RPI	S	Opponent	Score	RPI	S	Opponent	Score
19	A	TCU	61 66	30	A	James Madison	32 59	97	A	Kent St.	81 82	117	H	Columbia	59 61
												152	A	Mt. St. Mary's	57 52
												152	H	Mt. St. Mary's	59 62
												158	A	Norfolk St.	69 62
												184	A	Merrimack	68 62
												184	H	Merrimack	72 50
												186	H	Delaware	62 73
												195	A	La Salle	71 68
												209	A	Rhode Island	59 71
												262	H	Youngstown St.	58 43
												268	H	Xavier	71 57
												269	A	Saint Francis (PA)	66 57
												269	H	Saint Francis (PA)	62 29
												298	A	Sacred Heart	67 38
												298	H	Sacred Heart	73 43
												303	A	Fairleigh Dickinson	48 35
												303	H	Fairleigh Dickinson	53 35
												304	A	Wagner	77 35
												304	H	Wagner	51 47
												319	A	St. Francis Brooklyn	70 59
												319	H	St. Francis Brooklyn	69 44
												323	H	Bryant	69 39
												333	A	LIU Brooklyn	70 59
												346	A	Central Conn. St.	86 56
												346	H	Central Conn. St.	80 42
LAST 10 Division I															
269	H	Saint Francis (PA)	62 29	303	H	Fairleigh Dickinson	53 35								
152	A	Mt. St. Mary's	57 52	304	A	Wagner	77 35								
303	A	Fairleigh Dickinson	48 35	298	A	Sacred Heart	67 38								
152	H	Mt. St. Mary's	59 62	323	H	Bryant	69 39								
269	A	Saint Francis (PA)	66 57	346	H	Central Conn. St.	80 42								

Non-Div I Games: Pitt.-Johnstown 63 30

Robert Morris

■ Loss, 
 ■ Non-Conf, 
 ■ S Site, 
 ■ Home 
 ■ A Away 
 N Neutral

RR

## Rutgers

Average RPI Win:	237	WON-LOST	WINNING	LAST 10	STRENGTH OF	OPP. STRENGTH	TEAM	ADJ.	CONF.	ADJ CONF.
Average RPI Loss:	133	RECORD	PCT. RANK	GAMES	SCHEDULE	OF SCHEDULE	RPI	RPI	RPI	RPI
DIV. I ONLY	20- 6	32	7-3	230	261	83	83	23	23	
DIV. I NON-CONF.	4- 2	90	0	254	156	126	126	24	24	
TOTALS	RPI 1-25	RPI 26-50	W-L RECORDS	RPI 51-100	RPI 101-150	RPI 150+				
20- 6	0- 0	0- 1	OVERALL	3- 2	1- 1	16- 2				
11- 1	0- 0	0- 1	HOME	2- 0	1- 0	8- 0				
8- 5	0- 0	0- 0	AWAY	1- 2	0- 1	7- 2				
1- 0	0- 0	0- 0	NEUTRAL	0- 0	0- 0	1- 0				
4- 2	0- 0	0- 1	NON-CONFERENCE	0- 1	0- 0	4- 0				
1- 1	0- 0	0- 1	HOME	0- 0	0- 0	1- 0				
2- 1	0- 0	0- 0	AWAY	0- 1	0- 0	2- 0				
1- 0	0- 0	0- 0	NEUTRAL	0- 0	0- 0	1- 0				
16- 4	0- 0	0- 0	CONFERENCE	3- 1	1- 1	12- 2				
10- 0	0- 0	0- 0	HOME	2- 0	1- 0	7- 0				
6- 4	0- 0	0- 0	AWAY	1- 1	0- 1	5- 2				
0- 0	0- 0	0- 0	NEUTRAL	0- 0	0- 0	0- 0				

RPI 1-25			RPI 26-50			RPI 51-100			Team's RPI: 83			RPI 101+			
RPI	S	Opponent	Score	RPI	S	Opponent	Score	RPI	S	Opponent	Score	RPI	S	Opponent	Score
36	H	UCF	57 63					77	A	A&M-Corpus Christi	66 44	147	A	Sam Houston St.	55 63
								77	H	A&M-Corpus Christi	72 49	147	H	Sam Houston St.	64 50
								86	A	Abilene Christian	62 88	170	A	New Orleans	50 53
								86	H	Abilene Christian	69 59	170	H	New Orleans	59 47
								92	A	Oklahoma	62 75	234	A	Nevada	80 65
												237	A	Central Ark.	58 37
												237	H	Central Ark.	102 41
												245	N	UC Santa Barbara	67 56
												253	H	Southeastern La.	77 51
												255	A	Nicholls St.	78 61
												260	A	Tulsa	67 63
												266	A	Lamar University	54 53
												266	H	Lamar University	70 50
												267	A	Incarnate Word	52 60
												267	H	Incarnate Word	67 45
												315	A	Houston Baptist	59 42
												322	H	Alcorn	67 62
												336	A	Northwestern St.	61 45
												336	H	Northwestern St.	89 40
												347	H	McNeese	82 51
LAST 10 Division I															
147	H	Sam Houston St.	64 50	237	A	Central Ark.	58 37								
86	A	Abilene Christian	62 88	77	H	A&M-Corpus Christi	72 49								
266	H	Lamar University	70 50	170	H	New Orleans	59 47								
336	A	Northwestern St.	61 45	255	A	Nicholls St.	78 61								
267	A	Incarnate Word	52 60	147	A	Sam Houston St.	55 63								

Non-Div I Games: LSU-Shreveport 75 32 Cent. Christian (KS104 46 Our Lady of the Lak87 75

SFA

Loss, Non-Conf, S Site, H Home A Away N Neutral

Average RPI Win:	335	WON-LOST	WINNING	LAST 10	STRENGTH OF	OPP. STRENGTH	TEAM	ADJ.	CONF.	ADJ CONF.
Average RPI Loss:	171	RECORD	PCT. RANK	GAMES	SCHEDULE	OF SCHEDULE	RPI	RPI	RPI	RPI
DIV. I ONLY	3- 25	336	0-10	254	225	338	338	20	20	
DIV. I NON-CONF.	2- 8	295	0	301	135	330	330	23	23	
TOTALS	RPI 1-25	RPI 26-50	W-L RECORDS	RPI 51-100	RPI 101-150	RPI 150+				
3- 25	0- 0	0- 2	OVERALL	0- 6	0- 2	3- 15				
2- 12	0- 0	0- 1	HOME	0- 2	0- 1	2- 8				
1- 12	0- 0	0- 1	AWAY	0- 4	0- 0	1- 7				
0- 1	0- 0	0- 0	NEUTRAL	0- 0	0- 1	0- 0				
2- 8	0- 0	0- 0	NON-CONFERENCE	0- 3	0- 2	2- 3				
2- 3	0- 0	0- 0	HOME	0- 1	0- 1	2- 1				
0- 4	0- 0	0- 0	AWAY	0- 2	0- 0	0- 2				
0- 1	0- 0	0- 0	NEUTRAL	0- 0	0- 1	0- 0				
1- 17	0- 0	0- 2	CONFERENCE	0- 3	0- 0	1- 12				
0- 9	0- 0	0- 1	HOME	0- 1	0- 0	0- 7				
1- 8	0- 0	0- 1	AWAY	0- 2	0- 0	1- 5				
0- 0	0- 0	0- 0	NEUTRAL	0- 0	0- 0	0- 0				

RPI S	Opponent	Score	RPI S	Opponent	Score	RPI S	Opponent	Score	RPI S	Opponent	Score	Team's RPI: 338
48	A UT Martin	58 75	48	H UT Martin	39 79	55	A Belmont	48 69	107	H Southern Ill.	67 103	
						74	A Illinois St.	53 74	137	N North Ala.	67 85	
						84	H Saint Louis	35 68	153	H Loyola Chicago	50 63	
						87	A Southeast Mo. St.	57 80	174	A Austin Peay	61 74	
						87	H Southeast Mo. St.	56 66	174	H Austin Peay	62 79	
						90	A Nebraska	49 63	177	A Missouri	51 68	
									198	A Eastern Ill.	71 77	
									198	H Eastern Ill.	62 65	
									206	H Tennessee Tech	50 65	
									239	A Murray St.	60 74	
									239	H Murray St.	61 70	
									247	H Jacksonville St.	44 53	
									283	A Morehead St.	69 75	
									283	H Morehead St.	55 63	
									290	A Eastern Ky.	46 49	
									290	H Eastern Ky.	38 68	
									316	A Georgia St.	73 74	
									330	H Evansville	85 74	
									334	A Tennessee St.	76 63	
									340	H Purdue Fort Wayne	57 53	
LAST 10 Division I												
198	H Eastern Ill.	62 65	198	A Eastern Ill.	71 77							
48	A UT Martin	58 75	290	H Eastern Ky.	38 68							
239	H Murray St.	61 70	283	H Morehead St.	55 63							
174	H Austin Peay	62 79	239	A Murray St.	60 74							
87	A Southeast Mo. St.	57 80	174	A Austin Peay	61 74							

Non-Div I Games: Quincy

65

70

SIUE

SMU				STRENGTH OF SCHEDULE	OPP. STRENGTH OF SCHEDULE	TEAM RPI	ADJ. RPI	CONF. RPI	ADJ CONF. RPI
Average RPI Win:	221	WON-LOST RECORD	WINNING PCT. RANK						
Average RPI Loss:	139		LAST 10 GAMES						
DIV. I ONLY	13- 16	203	4-6	199	127	228	228	9	9
DIV. I NON-CONF.	6- 6	164	0	188	274	238	238	9	9
-----									
TOTALS	RPI 1-25	RPI 26-50	W-L RECORDS	RPI 51-100	RPI 101-150	RPI 150+			
13- 16	0- 2	0- 1	OVERALL	1- 2	0- 3	12- 8			
10- 7	0- 2	0- 0	HOME	1- 1	0- 0	9- 4			
2- 8	0- 0	0- 1	AWAY	0- 1	0- 3	2- 3			
1- 1	0- 0	0- 0	NEUTRAL	0- 0	0- 0	1- 1			
6- 6	0- 1	0- 0	NON-CONFERENCE	1- 0	0- 2	5- 3			
5- 4	0- 1	0- 0	HOME	1- 0	0- 0	4- 3			
0- 2	0- 0	0- 0	AWAY	0- 0	0- 2	0- 0			
1- 0	0- 0	0- 0	NEUTRAL	0- 0	0- 0	1- 0			
7- 10	0- 1	0- 1	CONFERENCE	0- 2	0- 1	7- 5			
5- 3	0- 1	0- 0	HOME	0- 1	0- 0	5- 1			
2- 6	0- 0	0- 1	AWAY	0- 1	0- 1	2- 3			
0- 1	0- 0	0- 0	NEUTRAL	0- 0	0- 0	0- 1			

RPI 1-25				RPI 26-50				RPI 51-100				RPI 101+ Team's RPI: 228			
RPI	S	Opponent	Score	RPI	S	Opponent	Score	RPI	S	Opponent	Score	RPI	S	Opponent	Score
4	H	UConn	42 80	36	A	UCF	57 67	54	H	Rice	55 43	102	A	UT Arlington	46 51
19	H	TCU	56 57					59	H	Cincinnati	58 73	116	A	Temple	62 85
								65	A	South Fla.	62 85	136	A	Pacific	49 77
												166	H	Wright St.	61 69
												168	A	Wichita St.	72 67
												168	H	Wichita St.	64 44
												173	H	Tulane	66 67
												197	A	Memphis	52 57
												197	H	Memphis	69 60
												197 N	Memphis	65 76	
												215	A	Houston	53 55
												215	H	Houston	60 47
												217	H	North Dakota	66 51
												219	H	UTEP	60 56
												226	H	Northern Colo.	52 61
												242	A	East Carolina	55 47
												242	H	East Carolina	53 45
												250	H	George Mason	58 59
												257	H	UC Irvine	59 56
												260	A	Tulsa	58 65
												260	H	Tulsa	57 38
												281 N	CSUN	68 58	
												347	H	McNeese	81 60
-----															
LAST 10 Division I															
				197 N	Memphis	65 76		260	A	Tulsa	58 65				
				197	H	Memphis	69 60	242	H	East Carolina	53 45				
				65	A	South Fla.	62 85	59	H	Cincinnati	58 73				
				215	H	Houston	60 47	215	A	Houston	53 55				
				168	A	Wichita St.	72 67	36	A	UCF	57 67				

Non-Div I Games:

SMU

■ Loss, 
 ■ Non-Conf, 
 ■ S Site, 
 ■ H Home 
 ■ A Away 
 N Neutral

## Sacramento St.

Through Games Of March 8, 2020

Average RPI Win:	252	WON-LOST	WINNING	LAST 10	STRENGTH OF	OPP. STRENGTH	TEAM	ADJ.	CONF.	ADJ CONF.
Average RPI Loss:	177	RECORD	PCT. RANK	GAMES	SCHEDULE	OF SCHEDULE	RPI	RPI	RPI	RPI
DIV. I ONLY	6- 21	314	2-8	242	218	305	305	18	18	
DIV. I NON-CONF.	0- 7	338	0	245	225	341	341	17	17	
TOTALS	RPI 1-25	RPI 26-50	W-L RECORDS	RPI 51-100	RPI 101-150	RPI 150+				
6- 21	0- 1	0- 0	OVERALL	0- 2	0- 3	6- 15				
2- 9	0- 1	0- 0	HOME	0- 1	0- 1	2- 6				
4- 12	0- 0	0- 0	AWAY	0- 1	0- 2	4- 9				
0- 0	0- 0	0- 0	NEUTRAL	0- 0	0- 0	0- 0				
0- 7	0- 1	0- 0	NON-CONFERENCE	0- 0	0- 1	0- 5				
0- 1	0- 1	0- 0	HOME	0- 0	0- 0	0- 0				
0- 6	0- 0	0- 0	AWAY	0- 0	0- 1	0- 5				
0- 0	0- 0	0- 0	NEUTRAL	0- 0	0- 0	0- 0				
6- 14	0- 0	0- 0	CONFERENCE	0- 2	0- 2	6- 10				
2- 8	0- 0	0- 0	HOME	0- 1	0- 1	2- 6				
4- 6	0- 0	0- 0	AWAY	0- 1	0- 1	4- 4				
0- 0	0- 0	0- 0	NEUTRAL	0- 0	0- 0	0- 0				

RPI 1-25				RPI 26-50				RPI 51-100				RPI 101+ Team's RPI: 305			
RPI	S	Opponent	Score	RPI	S	Opponent	Score	RPI	S	Opponent	Score	RPI	S	Opponent	Score
17	H	Ohio St.	74 104					63	A	Montana St.	69 113	108	A	Idaho	44 70
								63	H	Montana St.	48 85	108	H	Idaho	88 96
												146	A	San Jose St.	67 73
												154	A	Montana	45 90
												154	H	Montana	60 64
												157	A	UC Davis	75 77
												176	A	Southern Utah	71 62
												176	H	Southern Utah	87 82
												180	A	Northern Ariz.	107 114
												180	H	Northern Ariz.	65 85
												182	A	Idaho St.	62 80
												182	H	Idaho St.	51 75
												194	A	Portland St.	73 70
												194	H	Portland St.	68 91
												213	A	San Francisco	82 87
												226	A	Northern Colo.	73 90
												226	H	Northern Colo.	63 73
												234	A	Nevada	72 83
												306	A	Seattle U	84 88
												309	A	Cal Poly	43 62
												312	A	Eastern Wash.	74 67
												312	H	Eastern Wash.	73 78
												327	A	Weber St.	91 67
												327	H	Weber St.	58 52
LAST 10 Division I															
194	H	Portland St.	68 91	226	A	Northern Colo.	73 90								
154	A	Montana	45 90	176	A	Southern Utah	71 62								
63	A	Montana St.	69 113	182	H	Idaho St.	51 75								
108	H	Idaho	88 96	327	H	Weber St.	58 52								
312	H	Eastern Wash.	73 78	108	A	Idaho	44 70								

Non-Div I Games: Cal Maritime 86 55 Pacific Union 94 35

Sacramento St.

Loss, Non-Conf, S Site, H Home A Away N Neutral

Average RPI Win: 313		WON-LOST	WINNING	LAST 10	STRENGTH OF	OPP. STRENGTH	TEAM	ADJ.	CONF.	ADJ CONF.
Average RPI Loss: 188		RECORD	PCT. RANK	GAMES	SCHEDULE	OF SCHEDULE	RPI	RPI	RPI	RPI
DIV. I ONLY		11- 17	237	4-6	338	313	298	298	30	30
DIV. I NON-CONF.		2- 8	295	0	275	102	311	311	30	30
TOTALS		RPI 1-25	RPI 26-50	W-L RECORDS	RPI 51-100	RPI 101-150	RPI 150+			
11- 17	0- 0		0- 0	OVERALL	0- 4	0- 3	11- 10			
7- 4	0- 0		0- 0	HOME	0- 0	0- 2	7- 2			
3- 12	0- 0		0- 0	AWAY	0- 3	0- 1	3- 8			
1- 1	0- 0		0- 0	NEUTRAL	0- 1	0- 0	1- 0			
2- 8	0- 0		0- 0	NON-CONFERENCE	0- 4	0- 1	2- 3			
1- 1	0- 0		0- 0	HOME	0- 0	0- 1	1- 0			
0- 6	0- 0		0- 0	AWAY	0- 3	0- 0	0- 3			
1- 1	0- 0		0- 0	NEUTRAL	0- 1	0- 0	1- 0			
9- 9	0- 0		0- 0	CONFERENCE	0- 0	0- 2	9- 7			
6- 3	0- 0		0- 0	HOME	0- 0	0- 1	6- 2			
3- 6	0- 0		0- 0	AWAY	0- 0	0- 1	3- 5			
0- 0	0- 0		0- 0	NEUTRAL	0- 0	0- 0	0- 0			

[illegible]

Non-Div I Games:	Bridgeport	77	63
------------------	------------	----	----

Sacred Heart

Loss, Non-Conf, S Site, H Home A Away N Neutral

## Saint Francis (PA)

## Through Games Of March 8, 2020

Average RPI Win:	310	WON-LOST	WINNING	LAST 10	STRENGTH OF	OPP. STRENGTH	TEAM	ADJ.	CONF.	ADJ CONF.
Average RPI Loss:	168	RECORD	PCT. RANK	GAMES	SCHEDULE	OF SCHEDULE	RPI	RPI	RPI	RPI
DIV. I ONLY	11- 18	248	3-7	250	315	269	269	30	30	
DIV. I NON-CONF.	2- 9	304	0	80	147	233	233	30	30	
TOTALS	RPI 1-25	RPI 26-50	W-L RECORDS	RPI 51-100	RPI 101-150	RPI 150+				
11- 18	0- 0	0- 3	OVERALL	0- 3	0- 3	11- 9				
5- 7	0- 0	0- 1	HOME	0- 1	0- 1	5- 4				
5- 10	0- 0	0- 1	AWAY	0- 2	0- 2	5- 5				
1- 1	0- 0	0- 1	NEUTRAL	0- 0	0- 0	1- 0				
2- 9	0- 0	0- 3	NON-CONFERENCE	0- 3	0- 1	2- 2				
0- 3	0- 0	0- 1	HOME	0- 1	0- 0	0- 1				
1- 5	0- 0	0- 1	AWAY	0- 2	0- 1	1- 1				
1- 1	0- 0	0- 1	NEUTRAL	0- 0	0- 0	1- 0				
9- 9	0- 0	0- 0	CONFERENCE	0- 0	0- 2	9- 7				
5- 4	0- 0	0- 0	HOME	0- 0	0- 1	5- 3				
4- 5	0- 0	0- 0	AWAY	0- 0	0- 1	4- 4				
0- 0	0- 0	0- 0	NEUTRAL	0- 0	0- 0	0- 0				

RPI S	Opponent	Score	RPI S	Opponent	Score	RPI S	Opponent	Score	RPI S	Opponent	Score	Team's RPI: 269
37 N	FGCU	64 97	65 A	South Fla.	23 62	114 A	Robert Morris	29 62				
40 A	Virginia Tech	41 105	70 A	West Virginia	45 74	114 H	Robert Morris	57 66				
47 H	Bucknell	46 70	99 H	Liberty	52 71	129 A	Duquesne	69 72				
						152 A	Mt. St. Mary's	44 68				
						152 H	Mt. St. Mary's	55 66				
						184 H	Merrimack	56 71				
						224 N	Stetson	78 73				
						262 H	Youngstown St.	46 56				
						283 A	Morehead St.	54 65				
						298 A	Sacred Heart	48 39				
						298 H	Sacred Heart	60 58				
						303 A	Fairleigh Dickinson	47 56				
						304 A	Wagner	50 55				
						304 H	Wagner	51 50				
						307 A	Vermont	73 69				
						319 A	St. Francis Brooklyn	67 59				
						319 H	St. Francis Brooklyn	82 72				
						323 A	Bryant	63 60				
						323 H	Bryant	64 58				
						333 A	LIU Brooklyn	53 71				
						333 H	LIU Brooklyn	64 71				
						346 A	Central Conn. St.	64 52				
						346 H	Central Conn. St.	72 68				
LAST 10 Division I												
114 A	Robert Morris	29 62	298 A	Sacred Heart	48 39							
152 H	Mt. St. Mary's	55 66	304 A	Wagner	50 55							
333 H	LIU Brooklyn	64 71	346 H	Central Conn. St.	72 68							
114 H	Robert Morris	57 66	323 H	Bryant	64 58							
152 A	Mt. St. Mary's	44 68	333 A	LIU Brooklyn	53 71							

Non-Div I Games:

Saint Francis (PA)

■ Loss, 
 ■ Non-Conf, 
 ■ S Site, 
 ■ Home 
 ■ A Away 
 N Neutral



## Saint Joseph's

## Through Games Of March 8, 2020

Average RPI Win:	<b>192</b>	WON-LOST	WINNING	LAST 10	STRENGTH OF	OPP. STRENGTH	TEAM	ADJ.	CONF.	ADJ CONF.
Average RPI Loss:	<b>124</b>	RECORD	PCT. RANK	GAMES	SCHEDULE	OF SCHEDULE	RPI	RPI	RPI	RPI
DIV. I ONLY	<b>9- 20</b>	<b>282</b>	<b>1-9</b>	<b>105</b>	<b>134</b>	<b>236</b>	<b>236</b>	<b>12</b>	<b>12</b>	
DIV. I NON-CONF.	<b>6- 6</b>	<b>164</b>	<b>0</b>	<b>114</b>	<b>131</b>	<b>158</b>	<b>158</b>	<b>12</b>	<b>12</b>	
TOTALS	RPI 1-25	RPI 26-50	W-L RECORDS	RPI 51-100	RPI 101-150	RPI 150+				
9- 20	0- 0	0- 2	OVERALL	0- 7	5- 6	4- 5				
5- 9	0- 0	0- 2	HOME	0- 1	2- 3	3- 3				
3- 9	0- 0	0- 0	AWAY	0- 5	2- 3	1- 1				
1- 2	0- 0	0- 0	NEUTRAL	0- 1	1- 0	0- 1				
6- 6	0- 0	0- 1	NON-CONFERENCE	0- 3	3- 1	3- 1				
4- 2	0- 0	0- 1	HOME	0- 1	1- 0	3- 0				
1- 2	0- 0	0- 0	AWAY	0- 1	1- 1	0- 0				
1- 2	0- 0	0- 0	NEUTRAL	0- 1	1- 0	0- 1				
3- 14	0- 0	0- 1	CONFERENCE	0- 4	2- 5	1- 4				
1- 7	0- 0	0- 1	HOME	0- 0	1- 3	0- 3				
2- 7	0- 0	0- 0	AWAY	0- 4	1- 2	1- 1				
0- 0	0- 0	0- 0	NEUTRAL	0- 0	0- 0	0- 0				

RPI S	Opponent	Score	RPI S	Opponent	Score	RPI S	Opponent	Score	RPI S	Opponent	Score	Team's RPI: 236
38	H Dayton	44 59	41	H Drexel	52 62	56	H Penn	45 55	112	A Auburn	62 66	
						61	N Seton Hall	39 55	116	H Temple	67 63	
						82	A Villanova	44 60	117	A Columbia	71 57	
						84	A Saint Louis	48 63	119	N Harvard	63 39	
						88	A VCU	40 47	125	H Richmond	67 56	
						89	A Fordham	45 67	129	A Duquesne	42 53	
						89	A Fordham	36 59	129	H Duquesne	51 58	
									140	A Davidson	63 54	
									144	H George Washington	50 56	
									150	A Massachusetts	43 61	
									150	H Massachusetts	47 51	
									195	A La Salle	59 67	
									195	H La Salle	53 59	
									196	N Furman	48 63	
									201	H American	72 51	
									209	H Rhode Island	47 49	
									250	H George Mason	49 54	
									296	A St. Bonaventure	61 60	
									298	H Sacred Heart	71 44	
									320	H Navy	49 40	
LAST 10 Division I												
89	A Fordham	36 59	195	H La Salle	53 59							
89	A Fordham	45 67	129	A Duquesne	42 53							
150	H Massachusetts	47 51	84	A Saint Louis	48 63							
250	H George Mason	49 54	38	H Dayton	44 59							
140	A Davidson	63 54	144	H George Washington	50 56							

Non-Div I Games:

Saint Joseph's

■ Loss, 
 ■ Non-Conf, 
 ■ S Site, 
 ■ H Home 
 ■ A Away 
 N Neutral

## Saint Louis

Through Games Of March 8, 2020

Average RPI Win:	168	WON-LOST	WINNING	LAST 10	STRENGTH OF	OPP. STRENGTH	TEAM	ADJ.	CONF.	ADJ CONF.
Average RPI Loss:	98	RECORD	PCT. RANK	GAMES	SCHEDULE	OF SCHEDULE	RPI	RPI	RPI	RPI
DIV. I ONLY	19- 13	122	6-4	74	108	84	84	12	12	
DIV. I NON-CONF.	8- 5	117	0	81	81	72	72	12	12	
TOTALS	RPI 1-25	RPI 26-50	W-L RECORDS	RPI 51-100	RPI 101-150	RPI 150+				
19- 13	0- 1	1- 3	OVERALL	4- 3	6- 4	8- 2				
10- 5	0- 1	1- 1	HOME	3- 1	3- 2	3- 0				
8- 8	0- 0	0- 2	AWAY	1- 2	2- 2	5- 2				
1- 0	0- 0	0- 0	NEUTRAL	0- 0	1- 0	0- 0				
8- 5	0- 1	1- 0	NON-CONFERENCE	3- 0	1- 3	3- 1				
4- 2	0- 1	1- 0	HOME	2- 0	1- 1	0- 0				
4- 3	0- 0	0- 0	AWAY	1- 0	0- 2	3- 1				
0- 0	0- 0	0- 0	NEUTRAL	0- 0	0- 0	0- 0				
11- 8	0- 0	0- 3	CONFERENCE	1- 3	5- 1	5- 1				
6- 3	0- 0	0- 1	HOME	1- 1	2- 1	3- 0				
4- 5	0- 0	0- 2	AWAY	0- 2	2- 0	2- 1				
1- 0	0- 0	0- 0	NEUTRAL	0- 0	1- 0	0- 0				

RPI 1-25				RPI 26-50				RPI 51-100				RPI 101+			
RPI	S	Opponent	Score	RPI	S	Opponent	Score	RPI	S	Opponent	Score	RPI	S	Opponent	Score
10	H	Princeton	50 66	38	A	Dayton	47 48	59	A	Cincinnati	60 50	107	A	Southern Ill.	53 61
				38	A	Dayton	50 58	74	H	Illinois St.	61 56	111	H	Colgate	61 51
				38	H	Dayton	66 78	87	H	Southeast Mo. St.	76 61	125	A	Richmond	60 57
				48	H	UT Martin	56 50	88	A	VCU	60 67	127	A	Vanderbilt	50 62
								88	H	VCU	52 65	129	H	Duquesne	53 50
								89	A	Fordham	54 66	131	H	Kansas	60 68
								89	H	Fordham	59 49	140	H	Davidson	58 65
												144	A	George Washington	59 45
												150	H	Massachusetts	71 56
												150 N		Massachusetts	65 52
												177	A	Missouri	58 83
												178	A	Northern Ky.	67 42
												195	A	La Salle	77 61
												209	A	Rhode Island	63 72
												236	H	Saint Joseph's	63 48
												250	A	George Mason	64 51
												250	H	George Mason	69 61
												276	A	Indiana St.	55 53
												296	H	St. Bonaventure	72 51
												338	A	SIUE	68 35
LAST 10 Division I															
				38	A	Dayton	50 58	88	A	VCU	60 67				
				150 N		Massachusetts	65 52	89	H	Fordham	59 49				
				250	H	George Mason	69 61	150	H	Massachusetts	71 56				
				38	H	Dayton	66 78	209	A	Rhode Island	63 72				
				125	A	Richmond	60 57	250	A	George Mason	64 51				

Non-Div I Games:

Saint Louis

■ Loss, 
 ■ Non-Conf, 
 ■ S Site, 
 ■ H Home 
 ■ A Away 
 N Neutral

Average RPI Win:	209	WON-LOST	WINNING	LAST 10	STRENGTH OF	OPP. STRENGTH	TEAM	ADJ.	CONF.	ADJ CONF.
Average RPI Loss:	121	RECORD	PCT. RANK	GAMES	SCHEDULE	OF SCHEDULE	RPI	RPI	RPI	RPI
DIV. I ONLY	12- 19	241	2-8	108	119	199	199	11	11	
DIV. I NON-CONF.	5- 6	187	0	74	129	150	150	11	11	
TOTALS	RPI 1-25	RPI 26-50	W-L RECORDS	RPI 51-100	RPI 101-150	RPI 150+				
12- 19	1- 3	1- 1	OVERALL	0- 2	0- 7	10- 6				
7- 8	1- 2	1- 0	HOME	0- 1	0- 3	5- 2				
3- 10	0- 1	0- 1	AWAY	0- 1	0- 4	3- 3				
2- 1	0- 0	0- 0	NEUTRAL	0- 0	0- 0	2- 1				
5- 6	0- 2	1- 1	NON-CONFERENCE	0- 0	0- 1	4- 2				
4- 2	0- 2	1- 0	HOME	0- 0	0- 0	3- 0				
0- 4	0- 0	0- 1	AWAY	0- 0	0- 1	0- 2				
1- 0	0- 0	0- 0	NEUTRAL	0- 0	0- 0	1- 0				
7- 13	1- 1	0- 0	CONFERENCE	0- 2	0- 6	6- 4				
3- 6	1- 0	0- 0	HOME	0- 1	0- 3	2- 2				
3- 6	0- 1	0- 0	AWAY	0- 1	0- 3	3- 1				
1- 1	0- 0	0- 0	NEUTRAL	0- 0	0- 0	1- 1				

RPI 1-25					
RPI	S	Opponent	Score		
9	A	Gonzaga	49	74	
9	H	Gonzaga	70	60	
16	H	NC State	70	87	
24	H	Marquette	63	77	

RPI 26-50					
RPI	S	Opponent	Score		
29	H	Western Ky.	80	73	
36	A	UCF	58	67	

RPI 51-100					
RPI	S	Opponent	Score		
91	A	BYU	39	60	
91	H	BYU	55	65	

RPI 101+					
RPI	S	Opponent	Score		
113	A	San Diego	59	73	
113	H	San Diego	54	72	
128	A	Portland	65	78	
128	H	Portland	53	72	
131	A	Kansas	81	86	
136	A	Pacific	53	65	
136	H	Pacific	66	68	
157	H	UC Davis	83	74	
162	A	Wyoming	67	69	
175	A	Pepperdine	64	73	
175	H	Pepperdine	85	78	
175 N		Pepperdine	72	87	
191	A	Santa Clara	95	87	
191	H	Santa Clara	87	94	
213	A	San Francisco	86	79	
213	H	San Francisco	55	69	
234	A	Nevada	72	78	
245	H	UC Santa Barbara	64	43	
294	A	LMU (CA)	70	61	
294	H	LMU (CA)	86	70	
294 N		LMU (CA)	72	63	
296 N		St. Bonaventure	72	57	
309	H	Cal Poly	84	67	

LAST 10 Division I					
175 N		Pepperdine	72	87	
294 N		LMU (CA)	72	63	
213	H	San Francisco	55	69	
191	H	Santa Clara	87	94	
136	A	Pacific	53	65	
113	A	San Diego	59	73	
91	A	BYU	39	60	
9	H	Gonzaga	70	60	
128	H	Portland	53	72	
175	A	Pepperdine	64	73	

Non-Div I Games:

Saint Mary's (CA)

Loss, Non-Conf, S Site, H Home A Away N Neutral

## Saint Peter's

Through Games Of March 8, 2020

Average RPI Win:	270	WON-LOST	WINNING	LAST 10	STRENGTH OF	OPP. STRENGTH	TEAM	ADJ.	CONF.	ADJ CONF.
Average RPI Loss:	223	RECORD	PCT. RANK	GAMES	SCHEDULE	OF SCHEDULE	RPI	RPI	RPI	RPI
DIV. I ONLY	9- 20	282	4-6	327	321	317	317	24	24	
DIV. I NON-CONF.	3- 6	235	0	342	350	325	325	25	25	
TOTALS	RPI 1-25	RPI 26-50	W-L RECORDS	RPI 51-100	RPI 101-150	RPI 150+				
9- 20	0- 0	0- 0	OVERALL	1- 3	0- 1	8- 16				
6- 7	0- 0	0- 0	HOME	1- 1	0- 1	5- 5				
3- 13	0- 0	0- 0	AWAY	0- 2	0- 0	3- 11				
0- 0	0- 0	0- 0	NEUTRAL	0- 0	0- 0	0- 0				
3- 6	0- 0	0- 0	NON-CONFERENCE	0- 0	0- 1	3- 5				
1- 2	0- 0	0- 0	HOME	0- 0	0- 1	1- 1				
2- 4	0- 0	0- 0	AWAY	0- 0	0- 0	2- 4				
0- 0	0- 0	0- 0	NEUTRAL	0- 0	0- 0	0- 0				
6- 14	0- 0	0- 0	CONFERENCE	1- 3	0- 0	5- 11				
5- 5	0- 0	0- 0	HOME	1- 1	0- 0	4- 4				
1- 9	0- 0	0- 0	AWAY	0- 2	0- 0	1- 7				
0- 0	0- 0	0- 0	NEUTRAL	0- 0	0- 0	0- 0				

RPI 1-25			RPI 26-50			RPI 51-100			RPI 101+			Team's RPI: 317
RPI	S	Opponent	Score	RPI	S	Opponent	Score	RPI	S	Opponent	Score	
						53 A Marist	76 96	121 H Lehigh		71 80		
						53 H Marist	60 82	183 A Quinnipiac		69 70		
						95 A Rider	52 72	183 H Quinnipiac		64 91		
						95 H Rider	67 56	188 A Manhattan		64 68		
								188 H Manhattan		52 85		
								227 A Fairfield		48 67		
								227 H Fairfield		66 63		
								231 H Morgan St.		78 77		
								254 A Iona		59 69		
								254 H Iona		55 50		
								263 A Howard		80 92		
								277 A Delaware St.		66 89		
								278 A Siena		64 71		
								278 H Siena		87 83		
								291 A Niagara		89 97		
								291 H Niagara		64 68		
								293 A Monmouth		57 59		
								293 H Monmouth		67 81		
								303 H Fairleigh Dickinson		71 77		
								304 A Wagner		89 90		
								331 A NJIT		73 76		
								333 A LIU Brooklyn		89 74		
								335 A Coppin St.		82 57		
								337 A Canisius		86 68		
								337 H Canisius		67 58		
LAST 10 Division I												
						254 H Iona	55 50	227 H Fairfield		66 63		
						95 A Rider	52 72	337 H Canisius		67 58		
						183 A Quinnipiac	69 70	291 H Niagara		64 68		
						278 A Siena	64 71	293 A Monmouth		57 59		
						53 H Marist	60 82	95 H Rider		67 56		

Non-Div I Games:

Saint Peter's

■ Loss, 
 ■ Non-Conf, 
 ■ S Site, 
 ■ H Home 
 ■ A Away 
 N Neutral

Average RPI Win:	256	WON-LOST	WINNING	LAST 10	STRENGTH OF	OPP. STRENGTH	TEAM	ADJ.	CONF.	ADJ CONF.
Average RPI Loss:	140	RECORD	PCT. RANK	GAMES	SCHEDULE	OF SCHEDULE	RPI	RPI	RPI	RPI
DIV. I ONLY	16- 10	107	6-4	256	246	147	147	23	23	
DIV. I NON-CONF.	2- 4	235	0	323	126	271	271	24	24	
TOTALS	RPI 1-25	RPI 26-50	W-L RECORDS	RPI 51-100	RPI 101-150	RPI 150+				
16- 10	0- 0	0- 0	OVERALL	1- 6	0- 1	15- 3				
8- 3	0- 0	0- 0	HOME	1- 2	0- 0	7- 1				
8- 7	0- 0	0- 0	AWAY	0- 4	0- 1	8- 2				
0- 0	0- 0	0- 0	NEUTRAL	0- 0	0- 0	0- 0				
2- 4	0- 0	0- 0	NON-CONFERENCE	0- 1	0- 1	2- 2				
1- 0	0- 0	0- 0	HOME	0- 0	0- 0	1- 0				
1- 4	0- 0	0- 0	AWAY	0- 1	0- 1	1- 2				
0- 0	0- 0	0- 0	NEUTRAL	0- 0	0- 0	0- 0				
14- 6	0- 0	0- 0	CONFERENCE	1- 5	0- 0	13- 1				
7- 3	0- 0	0- 0	HOME	1- 2	0- 0	6- 1				
7- 3	0- 0	0- 0	AWAY	0- 3	0- 0	7- 0				
0- 0	0- 0	0- 0	NEUTRAL	0- 0	0- 0	0- 0				

RPI 1-25			RPI 26-50			RPI 51-100			RPI 101+			Team's RPI: 147	
RPI	S	Opponent	Score	RPI	S	Opponent	Score	RPI	S	Opponent	Score		
								77	A	A&M-Corpus Christi	54	57	
								77	H	A&M-Corpus Christi	45	60	
								83	A	SFA	50	64	
								83	H	SFA	63	55	
								86	A	Abilene Christian	91	94	
								86	H	Abilene Christian	73	81	
								92	A	Oklahoma	71	95	
LAST 10 Division I													
				83	A	SFA	50	64	237	H	Central Ark.	73	58
				77	H	A&M-Corpus Christi	45	60	253	H	Southeastern La.	81	75
				86	A	Abilene Christian	91	94	255	A	Nicholls St.	80	77
				315	H	Houston Baptist	75	60	267	H	Incarnate Word	74	77
				266	A	Lamar University	75	68	83	H	SFA	63	55

Non-Div I Games: Jarvis Christian 114 46 Howard Payne 91 49 Wiley 102 52

Sam Houston St.

Loss, Non-Conf, S Site, H Home A Away N Neutral

RPI 1-25					
RPI	S	Opponent	Score		
23	A	Kentucky	49	79	
RPI 26-50					
RPI	S	Opponent	Score		
29	H	Western Ky.	84	88	
31	A	Florida St.	59	88	
44	H	Troy	65	74	
48	A	UT Martin	75	80	
RPI 51-100					
RPI	S	Opponent	Score		
89	A	Fordham	37	68	
RPI 101+					
RPI	S	Opponent	Score		
101	A	UAB	69	76	
137	A	North Ala.	79	63	
139	A	Florida	48	84	
142	A	UNC Greensboro	56	42	
142	H	UNC Greensboro	69	57	
142	N	UNC Greensboro	59	54	
196	A	Furman	69	77	
196	H	Furman	59	72	
196	N	Furman	75	45	
206	H	Tennessee Tech	57	72	
207	A	Chattanooga	58	64	
207	H	Chattanooga	60	46	
222	A	Kennesaw St.	55	60	
239	A	Murray St.	84	56	
271	A	Wofford	74	58	
271	H	Wofford	63	69	
287	A	ETSU	76	60	
287	H	ETSU	68	34	
324	A	Mercer	60	54	
324	H	Mercer	72	64	
326	A	Alabama St.	83	48	
328	N	Hofstra	65	45	
342	A	Western Caro.	62	50	
342	H	Western Caro.	70	53	
342	N	Western Caro.	77	62	
Team's RPI: 151					

Page 270

Average RPI Win:	204	WON-LOST	WINNING	LAST 10	STRENGTH OF	OPP. STRENGTH	TEAM	ADJ.	CONF.	ADJ CONF.
Average RPI Loss:	123	RECORD	PCT. RANK	GAMES	SCHEDULE	OF SCHEDULE	RPI	RPI	RPI	RPI
DIV. I ONLY	18- 10	85	8-2	149	144	113	113	11	11	
DIV. I NON-CONF.	5- 5	164	0	219	300	230	230	11	11	
TOTALS	RPI 1-25	RPI 26-50	W-L RECORDS	RPI 51-100	RPI 101-150	RPI 150+				
18- 10	0- 2	0- 0	OVERALL	1- 1	4- 4	13- 3				
11- 5	0- 1	0- 0	HOME	1- 0	2- 3	8- 1				
7- 5	0- 1	0- 0	AWAY	0- 1	2- 1	5- 2				
0- 0	0- 0	0- 0	NEUTRAL	0- 0	0- 0	0- 0				
5- 5	0- 0	0- 0	NON-CONFERENCE	0- 0	0- 4	5- 1				
3- 4	0- 0	0- 0	HOME	0- 0	0- 3	3- 1				
2- 1	0- 0	0- 0	AWAY	0- 0	0- 1	2- 0				
0- 0	0- 0	0- 0	NEUTRAL	0- 0	0- 0	0- 0				
13- 5	0- 2	0- 0	CONFERENCE	1- 1	4- 0	8- 2				
8- 1	0- 1	0- 0	HOME	1- 0	2- 0	5- 0				
5- 4	0- 1	0- 0	AWAY	0- 1	2- 0	3- 2				
0- 0	0- 0	0- 0	NEUTRAL	0- 0	0- 0	0- 0				

RPI	S	Opponent	Score	RPI	S	Opponent	Score	RPI	S	Opponent	Score	RPI	S	Opponent	Score	Team's RPI: 113
9	A	Gonzaga	46 57					91	A	BYU	36 52	108	H	Idaho	32 65	
9	H	Gonzaga	42 57					91	H	BYU	51 45	128	A	Portland	62 58	
												128	H	Portland	74 55	
												134	H	Texas Tech	60 64	
												136	A	Pacific	66 64	
												136	H	Pacific	66 61	
												141	H	Washington	47 65	
												146	A	San Jose St.	82 88	
												175	A	Pepperdine	57 73	
												175	H	Pepperdine	62 58	
												191	A	Santa Clara	66 78	
												191	H	Santa Clara	50 47	
												193	H	Towson	81 67	
												199	A	Saint Mary's (CA)	72 54	
												199	H	Saint Mary's (CA)	73 59	
												213	A	San Francisco	61 58	
												213	H	San Francisco	54 50	
												230	H	Cal St. Fullerton	67 72	
												243	A	San Diego St.	70 47	
												270	A	Air Force	70 59	
												281	H	CSUN	59 40	
												293	H	Monmouth	57 49	
												294	A	LMU (CA)	67 59	
												294	H	LMU (CA)	54 50	
LAST 10 Division I																
175	H	Pepperdine	62 58	136	H	Pacific	66 61									
294	H	LMU (CA)	54 50	91	H	BYU	51 45									
191	A	Santa Clara	66 78	128	A	Portland	62 58									
213	A	San Francisco	61 58	9	A	Gonzaga	46 57									
199	H	Saint Mary's (CA)	73 59	213	H	San Francisco	54 50									

Non-Div I Games: Biola 81 28

San Diego

Loss, Non-Conf, S Site, H Home A Away N Neutral

Average RPI Win:	245	WON-LOST	WINNING	LAST 10	STRENGTH OF	OPP. STRENGTH	TEAM	ADJ.	CONF.	ADJ CONF.
Average RPI Loss:	180	RECORD	PCT. RANK	GAMES	SCHEDULE	OF SCHEDULE	RPI	RPI	RPI	RPI
DIV. I ONLY	13- 17	211	6-4	221	239	243	243	17	17	
DIV. I NON-CONF.	4- 7	225	0	232	328	276	276	20	20	
TOTALS	RPI 1-25	RPI 26-50	W-L RECORDS	RPI 51-100	RPI 101-150	RPI 150+				
13- 17	0- 0	0- 0	OVERALL	0- 4	0- 3	13- 10				
8- 8	0- 0	0- 0	HOME	0- 2	0- 2	8- 4				
5- 8	0- 0	0- 0	AWAY	0- 2	0- 1	5- 5				
0- 1	0- 0	0- 0	NEUTRAL	0- 0	0- 0	0- 1				
4- 7	0- 0	0- 0	NON-CONFERENCE	0- 0	0- 2	4- 5				
2- 5	0- 0	0- 0	HOME	0- 0	0- 2	2- 3				
2- 2	0- 0	0- 0	AWAY	0- 0	0- 0	2- 2				
0- 0	0- 0	0- 0	NEUTRAL	0- 0	0- 0	0- 0				
9- 10	0- 0	0- 0	CONFERENCE	0- 4	0- 1	9- 5				
6- 3	0- 0	0- 0	HOME	0- 2	0- 0	6- 1				
3- 6	0- 0	0- 0	AWAY	0- 2	0- 1	3- 3				
0- 1	0- 0	0- 0	NEUTRAL	0- 0	0- 0	0- 1				

RPI S	Opponent	Score	RPI S	Opponent	Score	RPI S	Opponent	Score	RPI S	Opponent	Score	Team's RPI: 243
						69	A Fresno St.	54 79	113	H San Diego	47 70	
						69	H Fresno St.	60 65	123	H California	48 74	
						80	A Boise St.	72 86	146	A San Jose St.	67 84	
						80	H Boise St.	67 69	162	A Wyoming	67 81	
									162	H Wyoming	67 60	
									193	H Towson	80 72	
									210	A Hawaii	58 61	
									218	A UNLV	67 72	
									218	H UNLV	48 39	
									229	A New Mexico	67 58	
									229	H New Mexico	75 74	
									230	H Cal St. Fullerton	55 45	
									233	H Alabama A&M	53 61	
									234	A Nevada	69 70	
									234	H Nevada	81 68	
									244	H Arkansas St.	62 71	
									245	A UC Santa Barbara	52 64	
									267	A Incarnate Word	57 48	
									270	H Air Force	49 51	
									280	A Utah St.	59 51	
									280	H Utah St.	66 62	
									280	N Utah St.	79 81	
									281	H CSUN	69 74	
									284	A California Baptist	80 68	
									292	A Colorado St.	64 61	
									292	H Colorado St.	59 49	

## LAST 10 Division I

280	N	Utah St.	79	81	229	A	New Mexico	67	58
234	H	Nevada	81	68	270	H	Air Force	49	51
292	A	Colorado St.	64	61	280	A	Utah St.	59	51
218	A	UNLV	67	72	229	H	New Mexico	75	74
80	H	Boise St.	67	69	218	H	UNLV	48	39

Non-Div I Games: Westcliff 77 56

San Diego St.

■ Loss, 
 ■ Non-Conf, 
 ■ S Site, 
 ■ Home 
 ■ A Away 
 N Neutral



## San Francisco

Through Games Of March 8, 2020

Average RPI Win:	223	WON-LOST	WINNING	LAST 10	STRENGTH OF	OPP. STRENGTH	TEAM	ADJ.	CONF.	ADJ CONF.
Average RPI Loss:	125	RECORD	PCT. RANK	GAMES	SCHEDULE	OF SCHEDULE	RPI	RPI	RPI	RPI
DIV. I ONLY	12- 19	241	5-5	147	121	213	213	11	11	
DIV. I NON-CONF.	7- 5	131	0	163	194	142	142	11	11	
TOTALS	RPI 1-25	RPI 26-50	W-L RECORDS	RPI 51-100	RPI 101-150	RPI 150+				
12- 19	0- 4	0- 0	OVERALL	1- 1	1- 7	10- 7				
5- 9	0- 2	0- 0	HOME	1- 0	0- 4	4- 3				
4- 8	0- 1	0- 0	AWAY	0- 1	1- 3	3- 3				
3- 2	0- 1	0- 0	NEUTRAL	0- 0	0- 0	3- 1				
7- 5	0- 2	0- 0	NON-CONFERENCE	0- 0	0- 2	7- 1				
3- 2	0- 1	0- 0	HOME	0- 0	0- 1	3- 0				
1- 2	0- 0	0- 0	AWAY	0- 0	0- 1	1- 1				
3- 1	0- 1	0- 0	NEUTRAL	0- 0	0- 0	3- 0				
5- 14	0- 2	0- 0	CONFERENCE	1- 1	1- 5	3- 6				
2- 7	0- 1	0- 0	HOME	1- 0	0- 3	1- 3				
3- 6	0- 1	0- 0	AWAY	0- 1	1- 2	2- 2				
0- 1	0- 0	0- 0	NEUTRAL	0- 0	0- 0	0- 1				

RPI 1-25				RPI 26-50				RPI 51-100				RPI 101+ Team's RPI: 213			
RPI	S	Opponent	Score	RPI	S	Opponent	Score	RPI	S	Opponent	Score	RPI	S	Opponent	Score
6	H	Stanford	71 97					91	A	BYU	44 57	108	H	Idaho	60 66
9	A	Gonzaga	38 56					91	H	BYU	60 58	113	A	San Diego	50 54
9	H	Gonzaga	46 69									113	H	San Diego	58 61
11	N	Mississippi St.	38 73									128	A	Portland	49 69
												128	H	Portland	66 73
												136	A	Pacific	67 61
												136	H	Pacific	61 84
												141	A	Washington	54 73
												157	A	UC Davis	67 79
												175	A	Pepperdine	70 82
												175	H	Pepperdine	64 70
												191	A	Santa Clara	72 66
												191	H	Santa Clara	72 80
												191	N	Santa Clara	65 72
												199	A	Saint Mary's (CA)	69 55
												199	H	Saint Mary's (CA)	79 86
												215	N	Houston	80 57
												226	A	Northern Colo.	90 83
												230	H	Cal St. Fullerton	71 63
												252	N	Bowling Green	64 56
												257	N	UC Irvine	68 61
												281	H	CSUN	79 61
												294	A	LMU (CA)	69 76
												294	H	LMU (CA)	70 68
												305	H	Sacramento St.	87 82
LAST 10 Division I															
				191	N	Santa Clara	65 72					128	A	Portland	49 69
				199	A	Saint Mary's (CA)	69 55					9	A	Gonzaga	38 56
				136	A	Pacific	67 61					294	H	LMU (CA)	70 68
				91	H	BYU	60 58					175	H	Pepperdine	64 70
				113	H	San Diego	58 61					191	A	Santa Clara	72 66

Non-Div I Games:

San Francisco

■ Loss, 
■ Non-Conf, 
■ S Site, 
■ Home 
■ Away 
N Neutral

Average RPI Win:	232	WON-LOST	WINNING	LAST 10	STRENGTH OF	OPP. STRENGTH	TEAM	ADJ.	CONF.	ADJ CONF.
Average RPI Loss:	159	RECORD	PCT. RANK	GAMES	SCHEDULE	OF SCHEDULE	RPI	RPI	RPI	RPI
DIV. I ONLY	18- 12	116	4-6	215	206	146	146	17	17	
DIV. I NON-CONF.	5- 5	164	0	268	243	219	219	20	20	
TOTALS	RPI 1-25	RPI 26-50	W-L RECORDS	RPI 51-100	RPI 101-150	RPI 150+				
18- 12	0- 0	0- 0	OVERALL	1- 5	2- 0	15- 7				
10- 3	0- 0	0- 0	HOME	1- 1	2- 0	7- 2				
7- 6	0- 0	0- 0	AWAY	0- 2	0- 0	7- 4				
1- 3	0- 0	0- 0	NEUTRAL	0- 2	0- 0	1- 1				
5- 5	0- 0	0- 0	NON-CONFERENCE	0- 1	2- 0	3- 4				
4- 0	0- 0	0- 0	HOME	0- 0	2- 0	2- 0				
1- 3	0- 0	0- 0	AWAY	0- 0	0- 0	1- 3				
0- 2	0- 0	0- 0	NEUTRAL	0- 1	0- 0	0- 1				
13- 7	0- 0	0- 0	CONFERENCE	1- 4	0- 0	12- 3				
6- 3	0- 0	0- 0	HOME	1- 1	0- 0	5- 2				
6- 3	0- 0	0- 0	AWAY	0- 2	0- 0	6- 1				
1- 1	0- 0	0- 0	NEUTRAL	0- 1	0- 0	1- 0				

RPI 1-25			RPI 26-50			RPI 51-100			RPI 101+			Team's RPI: 146					
RPI	S	Opponent	Score	RPI	S	Opponent	Score	RPI	S	Opponent	Score	RPI	S	Opponent	Score		
								69	A	Fresno St.	76	78	110	H	Buffalo	95	88
								69	H	Fresno St.	76	85	113	H	San Diego	88	82
								69	N	Fresno St.	68	94	162	A	Wyoming	45	80
								80	A	Boise St.	67	85	180	N	Northern Ariz.	64	67
								80	H	Boise St.	74	61	191	A	Santa Clara	81	89
								91	N	BYU	56	75	218	A	UNLV	76	63
													218	H	UNLV	62	60
													218	N	UNLV	67	48
													229	A	New Mexico	81	80
													229	H	New Mexico	89	85
													234	A	Nevada	72	70
													234	H	Nevada	76	80
													240	A	CSU Bakersfield	71	75
													243	H	San Diego St.	84	67
													245	A	UC Santa Barbara	73	70
													257	A	UC Irvine	77	79
													270	A	Air Force	68	60
													270	H	Air Force	66	67
													280	A	Utah St.	76	61
													280	H	Utah St.	76	38
													292	A	Colorado St.	58	53
													292	H	Colorado St.	69	64
													305	H	Sacramento St.	73	67
													312	H	Eastern Wash.	84	66
LAST 10 Division I																	
				69	N	Fresno St.	68	94	80	A	Boise St.	67	85				
				218	N	UNLV	67	48	270	H	Air Force	66	67				
				218	A	UNLV	76	63	69	A	Fresno St.	76	78				
				280	H	Utah St.	76	38	234	H	Nevada	76	80				
				292	H	Colorado St.	69	64	162	A	Wyoming	45	80				

Non-Div I Games: La Verne 128 62

San Jose St.

Santa Clara

Through Games Of March 8, 2020

Average RPI Win: <b>180</b>	WON-LOST	WINNING	LAST 10	STRENGTH OF	OPP. STRENGTH	TEAM	ADJ.	CONF.	ADJ CONF.
Average RPI Loss: <b>132</b>	RECORD	PCT. RANK	GAMES	SCHEDULE	OF SCHEDULE	RPI	RPI	RPI	RPI
DIV. I ONLY	<b>11- 19</b>	<b>261</b>	<b>4-6</b>	<b>86</b>	<b>123</b>	<b>191</b>	<b>191</b>	<b>11</b>	<b>11</b>
DIV. I NON-CONF.	<b>5- 5</b>	<b>164</b>	<b>0</b>	<b>57</b>	<b>157</b>	<b>94</b>	<b>94</b>	<b>11</b>	<b>11</b>
TOTALS	RPI 1-25	RPI 26-50	W-L RECORDS	RPI 51-100	RPI 101-150	RPI 150+			
11- 19	0- 3	0- 1	OVERALL	1- 2	3- 6	7- 7			
5- 7	0- 1	0- 0	HOME	1- 1	3- 1	1- 4			
4- 10	0- 2	0- 1	AWAY	0- 1	0- 4	4- 2			
2- 2	0- 0	0- 0	NEUTRAL	0- 0	0- 1	2- 1			
5- 5	0- 1	0- 1	NON-CONFERENCE	1- 0	1- 1	3- 2			
2- 1	0- 0	0- 0	HOME	1- 0	1- 0	0- 1			
2- 3	0- 1	0- 1	AWAY	0- 0	0- 1	2- 0			
1- 1	0- 0	0- 0	NEUTRAL	0- 0	0- 0	1- 1			
6- 14	0- 2	0- 0	CONFERENCE	0- 2	2- 5	4- 5			
3- 6	0- 1	0- 0	HOME	0- 1	2- 1	1- 3			
2- 7	0- 1	0- 0	AWAY	0- 1	0- 3	2- 2			
1- 1	0- 0	0- 0	NEUTRAL	0- 0	0- 1	1- 0			

RPI 1-25				RPI 26-50				RPI 51-100				RPI 101+ Team's RPI: 191			
RPI	S	Opponent	Score	RPI	S	Opponent	Score	RPI	S	Opponent	Score	RPI	S	Opponent	Score
8	A	Missouri St.	64 <b>71</b>	27	A	Arizona	52 <b>65</b>	69	H	Fresno St.	90 66	113	A	San Diego	47 <b>50</b>
9	A	Gonzaga	46 <b>53</b>					91	A	BYU	48 <b>71</b>	113	H	San Diego	78 66
9	H	Gonzaga	52 <b>67</b>					91	H	BYU	51 <b>60</b>	123	A	California	65 <b>69</b>
												128	A	Portland	62 <b>84</b>
												128	H	Portland	77 <b>80</b>
												136	A	Pacific	69 <b>71</b>
												136	H	Pacific	75 65
												136 N	Pacific	49 <b>67</b>	
												146	H	San Jose St.	89 81
												154 N	Montana	68 58	
												157	A	UC Davis	62 61
												175	A	Pepperdine	71 <b>79</b>
												175	H	Pepperdine	61 <b>79</b>
												186 N	Delaware	80 <b>81</b>	
												199	A	Saint Mary's (CA)	94 87
												199	H	Saint Mary's (CA)	87 <b>95</b>
												213	A	San Francisco	80 72
												213	H	San Francisco	66 <b>72</b>
												213 N	San Francisco	72 65	
												275	H	Long Beach St.	46 <b>54</b>
												281	A	CSUN	76 55
												294	A	LMU (CA)	59 <b>75</b>
												294	H	LMU (CA)	76 60
LAST 10 Division I															
				136 N	Pacific	49 <b>67</b>		91	H	BYU	51 <b>60</b>				
				213 N	San Francisco	72 65		9	A	Gonzaga	46 <b>53</b>				
				136	A	Pacific	69 <b>71</b>	128	A	Portland	62 <b>84</b>				
				199	A	Saint Mary's (CA)	94 87	175	H	Pepperdine	61 <b>79</b>				
				113	H	San Diego	78 66	294	H	LMU (CA)	76 60				

Non-Div I Games: UC Santa Cruz 109 51

Santa Clara

Loss, Non-Conf, S Site, H Home A Away N Neutral

Average RPI Win:	296	WON-LOST	WINNING	LAST 10	STRENGTH OF	OPP. STRENGTH	TEAM	ADJ.	CONF.	ADJ CONF.
Average RPI Loss:	219	RECORD	PCT. RANK	GAMES	SCHEDULE	OF SCHEDULE	RPI	RPI	RPI	RPI
DIV. I ONLY	9- 16	263	5-5	298	342	306	306	31	31	
DIV. I NON-CONF.	3- 7	252	0	231	313	282	282	32	32	
TOTALS	RPI 1-25	RPI 26-50	W-L RECORDS	RPI 51-100	RPI 101-150	RPI 150+				
9- 16	0- 0	0- 0	OVERALL	0- 1	0- 2	9- 13				
7- 5	0- 0	0- 0	HOME	0- 1	0- 1	7- 3				
2- 11	0- 0	0- 0	AWAY	0- 0	0- 1	2- 10				
0- 0	0- 0	0- 0	NEUTRAL	0- 0	0- 0	0- 0				
3- 7	0- 0	0- 0	NON-CONFERENCE	0- 1	0- 2	3- 4				
2- 2	0- 0	0- 0	HOME	0- 1	0- 1	2- 0				
1- 5	0- 0	0- 0	AWAY	0- 0	0- 1	1- 4				
0- 0	0- 0	0- 0	NEUTRAL	0- 0	0- 0	0- 0				
6- 9	0- 0	0- 0	CONFERENCE	0- 0	0- 0	6- 9				
5- 3	0- 0	0- 0	HOME	0- 0	0- 0	5- 3				
1- 6	0- 0	0- 0	AWAY	0- 0	0- 0	1- 6				
0- 0	0- 0	0- 0	NEUTRAL	0- 0	0- 0	0- 0				

RPI 1-25			RPI 26-50			RPI 51-100			RPI 101+			Team's RPI: 306
RPI	S	Opponent	Score	RPI	S	Opponent	Score	RPI	S	Opponent	Score	
						63	H Montana St.	65	73	108	H Idaho	84 90
										141	A Washington	46 78
										180	A Northern Ariz.	80 88
										182	A Idaho St.	48 73
										200	A UMKC	65 68
										200	H UMKC	65 76
										230	A Cal St. Fullerton	63 81
										240	A CSU Bakersfield	43 55
										240	H CSU Bakersfield	63 57
										248	A Grand Canyon	60 63
										248	H Grand Canyon	48 56
										275	H Long Beach St.	66 54
										280	A Utah St.	63 70
										284	A California Baptist	83 49
										284	H California Baptist	79 90
										289	A Utah Valley	58 70
										289	H Utah Valley	82 80
										300	A UTRGV	81 85
										300	H UTRGV	78 70
										305	H Sacramento St.	88 84
										309	A Cal Poly	72 49
										313	A New Mexico St.	65 83
										313	H New Mexico St.	67 57
										349	H Chicago St.	80 51
LAST 10 Division I												
						200	A UMKC	65	68	313	H New Mexico St.	67 57
						284	H California Baptist	79	90	289	H Utah Valley	82 80
						240	A CSU Bakersfield	43	55	284	A California Baptist	83 49
						248	A Grand Canyon	60	63	240	H CSU Bakersfield	63 57
						300	H UTRGV	78	70	248	H Grand Canyon	48 56

Non-Div I Games: Warner Pacific 89 47 Saint Martin's 91 81 Central Wash. 75 65

Seattle U

Loss, Non-Conf, S Site, H Home A Away N Neutral

## Seton Hall

Through Games Of March 8, 2020

Average RPI Win:	172	WON-LOST	WINNING	LAST 10	STRENGTH OF	OPP. STRENGTH	TEAM	ADJ.	CONF.	ADJ CONF.
Average RPI Loss:	46	RECORD	PCT. RANK	GAMES	SCHEDULE	OF SCHEDULE	RPI	RPI	RPI	RPI
DIV. I ONLY	19- 12	108	6-4	47	74	61	61	6	6	
DIV. I NON-CONF.	7- 4	100	0	55	109	81	81	6	6	
TOTALS	RPI 1-25	RPI 26-50	W-L RECORDS	RPI 51-100	RPI 101-150	RPI 150+				
19- 12	1- 6	0- 0	OVERALL	6- 5	1- 1	11- 0				
10- 5	1- 3	0- 0	HOME	3- 2	0- 0	6- 0				
6- 6	0- 3	0- 0	AWAY	2- 2	0- 1	4- 0				
3- 1	0- 0	0- 0	NEUTRAL	1- 1	1- 0	1- 0				
7- 4	0- 2	0- 0	NON-CONFERENCE	1- 1	1- 1	5- 0				
4- 2	0- 2	0- 0	HOME	1- 0	0- 0	3- 0				
1- 1	0- 0	0- 0	AWAY	0- 0	0- 1	1- 0				
2- 1	0- 0	0- 0	NEUTRAL	0- 1	1- 0	1- 0				
12- 8	1- 4	0- 0	CONFERENCE	5- 4	0- 0	6- 0				
6- 3	1- 1	0- 0	HOME	2- 2	0- 0	3- 0				
5- 5	0- 3	0- 0	AWAY	2- 2	0- 0	3- 0				
1- 0	0- 0	0- 0	NEUTRAL	1- 0	0- 0	0- 0				

RPI	S	Opponent	Score	RPI	S	Opponent	Score	RPI	S	Opponent	Score	RPI	S	Opponent	Score
4	H	UConn	78 92					51	A	Creighton	66 78	121	A	Lehigh	68 75
10	H	Princeton	76 78					51	H	Creighton	82 70	127	N	Vanderbilt	69 65
22	A	DePaul	68 85					57	A	St. John's (NY)	76 77	163	H	Lafayette	74 50
22	A	DePaul	80 83					57	H	St. John's (NY)	66 82	187	A	Providence	71 45
22	H	DePaul	76 86					79	N	Georgia Tech	54 79	187	H	Providence	97 55
24	A	Marquette	60 81					82	A	Villanova	65 63	227	H	Fairfield	74 44
24	H	Marquette	72 60					82	H	Villanova	55 61	236	N	Saint Joseph's	55 39
								88	H	VCU	53 33	254	A	Iona	89 37
								98	A	Butler	67 62	259	A	Georgetown	61 47
								98	H	Butler	66 53	259	H	Georgetown	79 60
								98	N	Butler	83 57	268	A	Xavier	83 61
												268	H	Xavier	69 59
												298	H	Sacred Heart	95 69
LAST 10 Division I															
22	A	DePaul	80 83	51	A	Creighton	66 78								
98	N	Butler	83 57	187	A	Providence	71 45								
98	H	Butler	66 53	22	H	DePaul	76 86								
268	H	Xavier	69 59	24	H	Marquette	72 60								
57	A	St. John's (NY)	76 77	82	A	Villanova	65 63								

Non-Div I Games:

Seton Hall

■ Loss, 
 ■ Non-Conf, 
 ■ S Site, 
 ■ H Home 
 ■ A Away 
 N Neutral

Average RPI Win: <b>281</b>	WON-LOST	WINNING	LAST 10	STRENGTH OF	OPP. STRENGTH	TEAM	ADJ.	CONF.	ADJ CONF.
Average RPI Loss: <b>177</b>	RECORD	PCT. RANK	GAMES	SCHEDULE	OF SCHEDULE	RPI	RPI	RPI	RPI
DIV. I ONLY	10- 19	270	4-6	214	314	278	278	24	24
DIV. I NON-CONF.	2- 7	288	0	126	339	284	284	25	25
TOTALS	RPI 1-25	RPI 26-50	W-L RECORDS	RPI 51-100	RPI 101-150	RPI 150+			
10- 19	0- 0	0- 0	OVERALL	0- 5	0- 3	10- 11			
7- 6	0- 0	0- 0	HOME	0- 2	0- 0	7- 4			
3- 13	0- 0	0- 0	AWAY	0- 3	0- 3	3- 7			
0- 0	0- 0	0- 0	NEUTRAL	0- 0	0- 0	0- 0			
2- 7	0- 0	0- 0	NON-CONFERENCE	0- 1	0- 3	2- 3			
2- 1	0- 0	0- 0	HOME	0- 0	0- 0	2- 1			
0- 6	0- 0	0- 0	AWAY	0- 1	0- 3	0- 2			
0- 0	0- 0	0- 0	NEUTRAL	0- 0	0- 0	0- 0			
8- 12	0- 0	0- 0	CONFERENCE	0- 4	0- 0	8- 8			
5- 5	0- 0	0- 0	HOME	0- 2	0- 0	5- 3			
3- 7	0- 0	0- 0	AWAY	0- 2	0- 0	3- 5			
0- 0	0- 0	0- 0	NEUTRAL	0- 0	0- 0	0- 0			

RPI 1-25			RPI 26-50			RPI 51-100			RPI 101+ Team's RPI: 278		
RPI	S	Opponent	Score	RPI	S	Opponent	Score	RPI	S	Opponent	Score
						53  Marist	69  81	111  Colgate	51  88		
						53  Marist	55  78	119  Harvard	51  68		
						56  Penn	44  92	150  Massachusetts	55  61		
						95  Rider	66  70	155  Binghamton	62  89		
						95  Rider	38  69	183  Quinnipiac	68 60		
								183  Quinnipiac	52  66		
								188  Manhattan	59 49		
								188  Manhattan	50  80		
								202  Fla. Atlantic	39  83		
								227  Fairfield	46  58		
								227  Fairfield	35  65		
								254  Iona	47  58		
								254  Iona	57 45		
								291  Niagara	61  68		
								291  Niagara	59 54		
								293  Monmouth	43  49		
								293  Monmouth	51 39		
								298  Sacred Heart	68 57		
								303  Fairleigh Dickinson	58  67		
								314  Albany (NY)	52 46		
								317  Saint Peter's	83  87		
								317  Saint Peter's	71 64		
								337  Canisius	68 63		
								337  Canisius	72 43		
LAST 10 Division I											
						53  Marist	69  81	254  Iona	47  58		
						227  Fairfield	46  58	53  Marist	55  78		
						254  Iona	57 45	95  Rider	38  69		
						293  Monmouth	43  49	183  Quinnipiac	68 60		
						317  Saint Peter's	71 64	188  Manhattan	59 49		

Non-Div I Games:

Siena

Loss, Non-Conf, S Site, H Home A Away N Neutral

# South Alabama

Through Games Of March 8, 2020

Average RPI Win:	249	WON-LOST	WINNING	LAST 10	STRENGTH OF	OPP. STRENGTH	TEAM	ADJ.	CONF.	ADJ CONF.
Average RPI Loss:	143	RECORD	PCT. RANK	GAMES	SCHEDULE	OF SCHEDULE	RPI	RPI	RPI	RPI
DIV. I ONLY	12- 16	216	4-6	222	196	238	238	21	21	
DIV. I NON-CONF.	3- 7	252	0	234	78	285	285	19	19	
TOTALS	RPI 1-25	RPI 26-50	W-L RECORDS	RPI 51-100	RPI 101-150	RPI 150+				
12- 16	0- 0	0- 3	OVERALL	1- 3	0- 3	11- 7				
7- 8	0- 0	0- 2	HOME	1- 2	0- 2	6- 2				
5- 8	0- 0	0- 1	AWAY	0- 1	0- 1	5- 5				
0- 0	0- 0	0- 0	NEUTRAL	0- 0	0- 0	0- 0				
3- 7	0- 0	0- 1	NON-CONFERENCE	1- 1	0- 2	2- 3				
2- 4	0- 0	0- 1	HOME	1- 1	0- 1	1- 1				
1- 3	0- 0	0- 0	AWAY	0- 0	0- 1	1- 2				
0- 0	0- 0	0- 0	NEUTRAL	0- 0	0- 0	0- 0				
9- 9	0- 0	0- 2	CONFERENCE	0- 2	0- 1	9- 4				
5- 4	0- 0	0- 1	HOME	0- 1	0- 1	5- 1				
4- 5	0- 0	0- 1	AWAY	0- 1	0- 0	4- 3				
0- 0	0- 0	0- 0	NEUTRAL	0- 0	0- 0	0- 0				

RPI 1-25			RPI 26-50			RPI 51-100			RPI 101+			Team's RPI: 238			
RPI	S	Opponent	Score	RPI	S	Opponent	Score	RPI	S	Opponent	Score	RPI	S	Opponent	Score
				44	A	Troy	68 85	72	H	Alabama	62 74	101	A	UAB	61 77
				44	H	Troy	73 77	77	H	A&M-Corpus Christi	83 82	102	H	UT Arlington	45 68
				49	H	Rutgers	56 77	96	A	Coastal Caro.	73 76	112	H	Auburn	62 82
								96	H	Coastal Caro.	62 71	173	A	Tulane	62 53
												190	A	Louisiana	68 73
												190	H	Louisiana	78 63
												205	A	Southern Miss.	55 62
												208	A	Little Rock	57 42
												208	H	Little Rock	58 69
												214	A	Appalachian St.	59 71
												214	H	Appalachian St.	81 66
												225	H	Miami (OH)	73 76
												244	A	Arkansas St.	80 86
												244	H	Arkansas St.	87 71
												249	H	Texas St.	78 76
												287	A	ETSU	60 65
												288	A	Ga. Southern	71 65
												316	A	Georgia St.	81 64
												334	H	Tennessee St.	70 48
												348	A	La.-Monroe	73 39
												348	H	La.-Monroe	72 63
LAST 10 Division I															
				208	A	Little Rock	57 42	96	A	Coastal Caro.	73 76				
				244	A	Arkansas St.	80 86	214	A	Appalachian St.	59 71				
				44	H	Troy	73 77	348	A	La.-Monroe	73 39				
				208	H	Little Rock	58 69	190	H	Louisiana	78 63				
				244	H	Arkansas St.	87 71	44	A	Troy	68 85				

Non-Div I Games: William Carey 68 52 Mobile 103 59

South Alabama

Loss, Non-Conf, S Site, H Home A Away N Neutral

# South Carolina

Through Games Of March 8, 2020

Average RPI Win:	91	WON-LOST	WINNING	LAST 10	STRENGTH OF	OPP. STRENGTH	TEAM	ADJ.	CONF.	ADJ CONF.
Average RPI Loss:	14	RECORD	PCT. RANK	GAMES	SCHEDULE	OF SCHEDULE	RPI	RPI	RPI	RPI
DIV. I ONLY	32- 1	1	10-0	7	3	1	1	4	4	
DIV. I NON-CONF.	13- 1	9	1-0	29	4	3	3	5	5	
TOTALS	RPI 1-25	RPI 26-50	W-L RECORDS	RPI 51-100	RPI 101-150	RPI 150+				
32- 1	8- 1	8- 0	OVERALL	4- 0	6- 0	6- 0				
15- 0	4- 0	5- 0	HOME	1- 0	2- 0	3- 0				
12- 0	2- 0	2- 0	AWAY	2- 0	3- 0	3- 0				
5- 1	2- 1	1- 0	NEUTRAL	1- 0	1- 0	0- 0				
13- 1	3- 1	4- 0	NON-CONFERENCE	0- 0	2- 0	4- 0				
7- 0	1- 0	3- 0	HOME	0- 0	0- 0	3- 0				
4- 0	1- 0	1- 0	AWAY	0- 0	1- 0	1- 0				
2- 1	1- 1	0- 0	NEUTRAL	0- 0	1- 0	0- 0				
19- 0	5- 0	4- 0	CONFERENCE	4- 0	4- 0	2- 0				
8- 0	3- 0	2- 0	HOME	1- 0	2- 0	0- 0				
8- 0	1- 0	1- 0	AWAY	2- 0	2- 0	2- 0				
3- 0	1- 0	1- 0	NEUTRAL	1- 0	0- 0	0- 0				

RPI 1-25				Team's RPI: 1		RPI 26-50				RPI 51-100				RPI 101+			
RPI	S	Opponent	Score	RPI	S	Opponent	Score	RPI	S	Opponent	Score	RPI	S	Opponent	Score		
3	A	Maryland	63 54	26	H	Duke	89 46	64	H	Tennessee	69 48	106	N	Washington St.	68 53		
4	H	UConn	70 52	28	A	Arkansas	86 65	66	A	Georgia	88 53	112	H	Auburn	79 53		
5	N	Baylor	74 59	28	H	Arkansas	91 82	66	N	Georgia	89 56	116	A	Temple	78 71		
11	H	Mississippi St.	81 79	28	N	Arkansas	90 64	72	A	Alabama	93 78	127	A	Vanderbilt	93 57		
11	N	Mississippi St.	76 62	32	H	South Dakota	73 60					127	H	Vanderbilt	95 44		
14	N	Indiana	57 71	35	H	LSU	63 48					139	A	Florida	100 67		
21	H	Texas A&M	60 52	38	A	Dayton	75 49					177	A	Missouri	78 45		
23	A	Kentucky	67 58	45	H	Purdue	85 49					214	H	Appalachian St.	92 50		
23	H	Kentucky	99 72									221	A	Clemson	84 48		
												299	A	Ole Miss	87 32		
												325	H	USC Upstate	112 32		
												326	H	Alabama St.	103 43		
LAST 10 Division I																	
				11	N	Mississippi St.	76 62	23	A	Kentucky	67 58						
				28	N	Arkansas	90 64	35	H	LSU	63 48						
				66	N	Georgia	89 56	127	H	Vanderbilt	95 44						
				21	H	Texas A&M	60 52	112	H	Auburn	79 53						
				139	A	Florida	100 67	4	H	UConn	70 52						

Non-Div I Games:

South Carolina

Loss, Non-Conf, S Site, H Home A Away N Neutral



Average RPI Win:	332	WON-LOST	WINNING	LAST 10	STRENGTH OF	OPP. STRENGTH	TEAM	ADJ.	CONF.	ADJ CONF.
Average RPI Loss:	239	RECORD	PCT. RANK	GAMES	SCHEDULE	OF SCHEDULE	RPI	RPI	RPI	RPI
DIV. I ONLY	3- 26	340	0-10	346	347	350	350	29	29	
DIV. I NON-CONF.	1- 12	335	0	316	347	344	344	29	29	
TOTALS	RPI 1-25	RPI 26-50	W-L RECORDS	RPI 51-100	RPI 101-150	RPI 150+				
3- 26	0- 0	0- 0	OVERALL	0- 1	0- 3	3- 22				
1- 12	0- 0	0- 0	HOME	0- 0	0- 1	1- 11				
2- 13	0- 0	0- 0	AWAY	0- 1	0- 1	2- 11				
0- 1	0- 0	0- 0	NEUTRAL	0- 0	0- 1	0- 0				
1- 12	0- 0	0- 0	NON-CONFERENCE	0- 1	0- 1	1- 10				
0- 5	0- 0	0- 0	HOME	0- 0	0- 0	0- 5				
1- 6	0- 0	0- 0	AWAY	0- 1	0- 0	1- 5				
0- 1	0- 0	0- 0	NEUTRAL	0- 0	0- 1	0- 0				
2- 14	0- 0	0- 0	CONFERENCE	0- 0	0- 2	2- 12				
1- 7	0- 0	0- 0	HOME	0- 0	0- 1	1- 6				
1- 7	0- 0	0- 0	AWAY	0- 0	0- 1	1- 6				
0- 0	0- 0	0- 0	NEUTRAL	0- 0	0- 0	0- 0				

RPI S	Opponent	Score	RPI S	Opponent	Score	RPI S	Opponent	Score	RPI S	Opponent	Score	Team's RPI: 350
						96 A	Coastal Caro.	44 85	109 A	Bethune-Cookman	70 86	
									109 H	Bethune-Cookman	55 66	
									137 N	North Ala.	46 99	
									158 A	Norfolk St.	42 76	
									164 A	N.C. A&T	55 66	
									164 H	N.C. A&T	47 63	
									169 H	Radford	45 60	
									217 H	North Dakota	53 95	
									218 A	UNLV	57 66	
									231 A	Morgan St.	47 77	
									231 H	Morgan St.	47 60	
									258 A	UNC Asheville	51 82	
									261 H	Col. of Charleston	55 76	
									263 A	Howard	47 78	
									273 A	UNCW	46 84	
									277 H	Delaware St.	64 76	
									294 A	N.C. Central	49 90	
									294 H	N.C. Central	49 55	
									301 H	Presbyterian	49 70	
									316 A	Georgia St.	52 77	
									318 H	UMES	60 55	
									324 H	Mercer	55 66	
									325 A	USC Upstate	47 58	
									335 A	Coppin St.	71 60	
									335 H	Coppin St.	42 61	
									339 A	Florida A&M	45 57	
LAST 10 Division I												
			164 H	N.C. A&T	47 63	335 H	Coppin St.	42 61				
			294 H	N.C. Central	49 55	277 H	Delaware St.	64 76				
			339 A	Florida A&M	45 57	164 A	N.C. A&T	55 66				
			109 A	Bethune-Cookman	70 86	294 A	N.C. Central	49 90				
			231 H	Morgan St.	47 60	109 H	Bethune-Cookman	55 66				

Non-Div I Games:

South Carolina St.

■ Loss, 
 ■ Non-Conf, S Site, 
 ■ Home 
 ■ Away 
 N Neutral

RPI	S	Opponent	Score
339	H	Florida A&M	39 44
343	A	Charleston So.	81 75

South Carolina St.  
S  
t  
.

# South Dakota

Through Games Of March 8, 2020

Average RPI Win:	196	WON-LOST	WINNING	LAST 10	STRENGTH OF	OPP. STRENGTH	TEAM	ADJ.	CONF.	ADJ CONF.
Average RPI Loss:	5	RECORD	PCT. RANK	GAMES	SCHEDULE	OF SCHEDULE	RPI	RPI	RPI	RPI
DIV. I ONLY	27- 2	6	10-0	212	110	32	32	19	19	
DIV. I NON-CONF.	10- 2	29	0	68	3	16	16	18	18	
TOTALS	RPI 1-25	RPI 26-50	W-L RECORDS	RPI 51-100	RPI 101-150	RPI 150+				
27- 2	2- 2	0- 0	OVERALL	3- 0	3- 0	19- 0				
13- 1	1- 1	0- 0	HOME	2- 0	0- 0	10- 0				
11- 1	0- 1	0- 0	AWAY	1- 0	3- 0	7- 0				
3- 0	1- 0	0- 0	NEUTRAL	0- 0	0- 0	2- 0				
10- 2	2- 2	0- 0	NON-CONFERENCE	1- 0	3- 0	4- 0				
5- 1	1- 1	0- 0	HOME	1- 0	0- 0	3- 0				
3- 1	0- 1	0- 0	AWAY	0- 0	3- 0	0- 0				
2- 0	1- 0	0- 0	NEUTRAL	0- 0	0- 0	1- 0				
17- 0	0- 0	0- 0	CONFERENCE	2- 0	0- 0	15- 0				
8- 0	0- 0	0- 0	HOME	1- 0	0- 0	7- 0				
8- 0	0- 0	0- 0	AWAY	1- 0	0- 0	7- 0				
1- 0	0- 0	0- 0	NEUTRAL	0- 0	0- 0	1- 0				

RPI 1-25				RPI 26-50		Team's RPI: 32		RPI 51-100				RPI 101+			
RPI	S	Opponent	Score	RPI	S	Opponent	Score	RPI	S	Opponent	Score	RPI	S	Opponent	Score
1	A	South Carolina	60 73					51	H	Creighton	72 65	105	A	Utah	84 81
8	H	Missouri St.	66 74					71	A	South Dakota St.	77 67	118	A	Green Bay	66 60
17	N	Ohio St.	68 53					71	H	South Dakota St.	83 48	145	A	Northeastern	80 76
25	H	Drake	102 94									154	H	Montana	96 64
												171	N	Northern Ill.	91 48
												177	H	Missouri	72 56
												203	A	Oral Roberts	77 73
												203	H	Oral Roberts	79 56
												211	A	Western Ill.	96 65
												211	H	Western Ill.	88 51
												217	A	North Dakota	93 46
												217	H	North Dakota	76 47
												241	A	Denver	92 60
												241	H	Denver	104 61
												256	A	North Dakota St.	80 36
												256	H	North Dakota St.	96 57
												308	A	Omaha	71 39
												308	H	Omaha	77 44
												308	N	Omaha	99 40
												335	H	Coppin St.	82 44
												340	A	Purdue Fort Wayne	62 41
												340	H	Purdue Fort Wayne	79 25
LAST 10 Division I															
				308	N	Omaha	99 40					211	H	Western Ill.	88 51
				217	H	North Dakota	76 47					217	A	North Dakota	93 46
				71	A	South Dakota St.	77 67					241	A	Denver	92 60
				256	H	North Dakota St.	96 57					308	A	Omaha	71 39
				203	A	Oral Roberts	77 73					203	H	Oral Roberts	79 56

Non-Div I Games: Mt. Marty 110 39

South Dakota

Loss, Non-Conf, S Site, H Home A Away N Neutral

Average RPI Win:	219	WON-LOST	WINNING	LAST 10	STRENGTH OF	OPP. STRENGTH	TEAM	ADJ.	CONF.	ADJ CONF.
Average RPI Loss:	51	RECORD	PCT. RANK	GAMES	SCHEDULE	OF SCHEDULE	RPI	RPI	RPI	RPI
DIV. I ONLY	21- 9	61	8-2	95	152	71	71	19	19	
DIV. I NON-CONF.	7- 6	161	0	12	18	56	56	18	18	
TOTALS	RPI 1-25	RPI 26-50	W-L RECORDS	RPI 51-100	RPI 101-150	RPI 150+				
21- 9	0- 4	0- 3	OVERALL	2- 1	2- 0	17- 1				
10- 4	0- 2	0- 1	HOME	1- 0	0- 0	9- 1				
8- 4	0- 2	0- 1	AWAY	0- 1	1- 0	7- 0				
3- 1	0- 0	0- 1	NEUTRAL	1- 0	1- 0	1- 0				
7- 6	0- 4	0- 1	NON-CONFERENCE	2- 1	2- 0	3- 0				
4- 2	0- 2	0- 0	HOME	1- 0	0- 0	3- 0				
1- 3	0- 2	0- 0	AWAY	0- 1	1- 0	0- 0				
2- 1	0- 0	0- 1	NEUTRAL	1- 0	1- 0	0- 0				
14- 3	0- 0	0- 2	CONFERENCE	0- 0	0- 0	14- 1				
6- 2	0- 0	0- 1	HOME	0- 0	0- 0	6- 1				
7- 1	0- 0	0- 1	AWAY	0- 0	0- 0	7- 0				
1- 0	0- 0	0- 0	NEUTRAL	0- 0	0- 0	1- 0				

RPI 1-25				RPI 26-50				RPI 51-100				RPI 101+			
RPI	S	Opponent	Score	RPI	S	Opponent	Score	RPI	S	Opponent	Score	RPI	S	Opponent	Score
2	A	Oregon	56 95	32	A	South Dakota	48 83	51	A	Creighton	48 61	118	A	Green Bay	60 55
18	H	Central Mich.	74 79	32	H	South Dakota	67 77	63	H	Montana St.	60 50	122	N	Notre Dame	65 59
24	H	Marquette	58 65	37	N	FGCU	70 71	65	N	South Fla.	61 50	162	H	Wyoming	67 40
25	A	Drake	67 74									203	A	Oral Roberts	76 61
												203	H	Oral Roberts	58 44
												207	H	Chattanooga	71 56
												211	A	Western Ill.	89 48
												211	H	Western Ill.	75 45
												217	A	North Dakota	74 61
												217	H	North Dakota	99 64
												217	N	North Dakota	72 43
												241	A	Denver	86 79
												241	H	Denver	62 72
												256	A	North Dakota St.	85 58
												256	H	North Dakota St.	60 52
												308	A	Omaha	68 51
												308	H	Omaha	69 59
												335	H	Coppin St.	94 41
												340	A	Purdue Fort Wayne	100 69
												340	H	Purdue Fort Wayne	89 43
LAST 10 Division I															
217	N	North Dakota	72 43	241	H	Denver	62 72								
256	A	North Dakota St.	85 58	308	H	Omaha	69 59								
32	H	South Dakota	67 77	203	A	Oral Roberts	76 61								
217	A	North Dakota	74 61	211	A	Western Ill.	89 48								
340	H	Purdue Fort Wayne	89 43	256	H	North Dakota St.	60 52								

Non-Div I Games: Dakota Wesleyan 77 46

South Dakota St.

Average RPI Win:	183	WON-LOST	WINNING	LAST 10	STRENGTH OF	OPP. STRENGTH	TEAM	ADJ.	CONF.	ADJ CONF.
Average RPI Loss:	56	RECORD	PCT. RANK	GAMES	SCHEDULE	OF SCHEDULE	RPI	RPI	RPI	RPI
DIV. I ONLY	19- 13	122	6-4	29	82	65	65	9	9	
DIV. I NON-CONF.	8- 6	138	0	39	128	102	102	9	9	
TOTALS	RPI 1-25	RPI 26-50	W-L RECORDS	RPI 51-100	RPI 101-150	RPI 150+				
19- 13	0- 5	1- 3	OVERALL	2- 2	2- 2	14- 1				
14- 2	0- 1	1- 1	HOME	2- 0	2- 0	9- 0				
4- 6	0- 2	0- 1	AWAY	0- 1	0- 1	4- 1				
1- 5	0- 2	0- 1	NEUTRAL	0- 1	0- 1	1- 0				
8- 6	0- 2	1- 1	NON-CONFERENCE	1- 1	1- 1	5- 1				
8- 0	0- 0	1- 0	HOME	1- 0	1- 0	5- 0				
0- 2	0- 1	0- 0	AWAY	0- 0	0- 0	0- 1				
0- 4	0- 1	0- 1	NEUTRAL	0- 1	0- 1	0- 0				
11- 7	0- 3	0- 2	CONFERENCE	1- 1	1- 1	9- 0				
6- 2	0- 1	0- 1	HOME	1- 0	1- 0	4- 0				
4- 4	0- 1	0- 1	AWAY	0- 1	0- 1	4- 0				
1- 1	0- 1	0- 0	NEUTRAL	0- 0	0- 0	1- 0				

RPI 1-25				RPI 26-50				RPI 51-100 Team's RPI: 65				RPI 101+			
RPI	S	Opponent	Score	RPI	S	Opponent	Score	RPI	S	Opponent	Score	RPI	S	Opponent	Score
4	A	UConn	39 80	36	A	UCF	48 56	59	A	Cincinnati	55 60	108	H	Idaho	67 64
4	H	UConn	47 67	36	H	UCF	57 64	59	H	Cincinnati	76 68	116	A	Temple	66 69
4	N	UConn	38 79	37	N	FGCU	77 81	71	N	South Dakota St.	50 61	116	H	Temple	99 51
5	A	Baylor	46 58	43	H	Texas	64 57	88	H	VCU	77 55	122	N	Notre Dame	51 67
11	N	Mississippi St.	61 86									161	H	Jacksonville	70 39
												168	A	Wichita St.	56 50
												173	A	Tulane	53 43
												173	H	Tulane	63 56
												173	N	Tulane	64 50
												197	A	Memphis	68 47
												215	H	Houston	74 45
												218	A	UNLV	51 61
												223	H	Brown	70 60
												228	H	SMU	85 62
												242	H	East Carolina	81 52
												260	A	Tulsa	68 52
												263	H	Howard	82 53
												269	H	Saint Francis (PA)	62 23
												326	H	Alabama St.	80 29
LAST 10 Division I															
		4 N UConn	38 79			197 A Memphis	68 47								
		173 N Tulane	64 50			36 A UCF	48 56								
		4 A UConn	39 80			4 H UConn	47 67								
		228 H SMU	85 62			173 A Tulane	53 43								
		242 H East Carolina	81 52			116 H Temple	99 51								

Non-Div I Games:

South Fla.

Average RPI Win:	225	WON-LOST	WINNING	LAST 10	STRENGTH OF	OPP. STRENGTH	TEAM	ADJ.	CONF.	ADJ CONF.
Average RPI Loss:	152	RECORD	PCT. RANK	GAMES	SCHEDULE	OF SCHEDULE	RPI	RPI	RPI	RPI
DIV. I ONLY	23- 7	33	8-2	271	226	87	87	20	20	
DIV. I NON-CONF.	6- 3	90	0	346	158	183	183	23	23	
TOTALS	RPI 1-25	RPI 26-50	W-L RECORDS	RPI 51-100	RPI 101-150	RPI 150+				
23- 7	0- 0	2- 1	OVERALL	1- 2	1- 0	19- 4				
10- 1	0- 0	1- 0	HOME	0- 1	1- 0	8- 0				
10- 6	0- 0	0- 1	AWAY	0- 1	0- 0	10- 4				
3- 0	0- 0	1- 0	NEUTRAL	1- 0	0- 0	1- 0				
6- 3	0- 0	0- 0	NON-CONFERENCE	0- 1	1- 0	5- 2				
2- 0	0- 0	0- 0	HOME	0- 0	1- 0	1- 0				
4- 3	0- 0	0- 0	AWAY	0- 1	0- 0	4- 2				
0- 0	0- 0	0- 0	NEUTRAL	0- 0	0- 0	0- 0				
17- 4	0- 0	2- 1	CONFERENCE	1- 1	0- 0	14- 2				
8- 1	0- 0	1- 0	HOME	0- 1	0- 0	7- 0				
6- 3	0- 0	0- 1	AWAY	0- 0	0- 0	6- 2				
3- 0	0- 0	1- 0	NEUTRAL	1- 0	0- 0	1- 0				

RPI 1-25				RPI 26-50				RPI 51-100				Team's RPI: 87	RPI 101+			
RPI	S	Opponent	Score	RPI	S	Opponent	Score	RPI	S	Opponent	Score		RPI	S	Opponent	Score
				48	A	UT Martin	72 78	55	H	Belmont	45 57		107	H	Southern Ill.	79 65
				48	H	UT Martin	71 69	55	N	Belmont	114 99		174	A	Austin Peay	79 66
				48	N	UT Martin	67 47	84	A	Saint Louis	61 76		174	H	Austin Peay	81 43
													181	A	Eastern Mich.	64 69
													198	A	Eastern Ill.	77 65
													198	H	Eastern Ill.	72 56
													206	A	Tennessee Tech	72 59
													206	H	Tennessee Tech	87 72
													206	N	Tennessee Tech	82 81
													211	A	Western Ill.	91 97
													239	A	Murray St.	62 70
													239	H	Murray St.	88 73
													244	A	Arkansas St.	79 67
													247	A	Jacksonville St.	51 72
													247	H	Jacksonville St.	79 52
													276	A	Indiana St.	68 58
													283	A	Morehead St.	67 61
													290	A	Eastern Ky.	60 44
													299	A	Ole Miss	70 53
													330	H	Evansville	83 60
													334	H	Tennessee St.	83 54
													338	A	SIUE	66 56
													338	H	SIUE	80 57
													340	A	Purdue Fort Wayne	58 48
LAST 10 Division I																
				48	N	UT Martin	67 47	206	A	Tennessee Tech	72 59					
				55	N	Belmont	114 99	247	A	Jacksonville St.	51 72					
				206	N	Tennessee Tech	82 81	338	H	SIUE	80 57					
				48	A	UT Martin	72 78	48	H	UT Martin	71 69					
				198	H	Eastern Ill.	72 56	206	H	Tennessee Tech	87 72					

Non-Div I Games: Harris-Stowe 106 64 Mo.-St. Louis 70 56

Southeast Mo. St.

Loss, Non-Conf, S Site, H Home A Away N Neutral

Average RPI Win:	267	WON-LOST	WINNING	LAST 10	STRENGTH OF	OPP. STRENGTH	TEAM	ADJ.	CONF.	ADJ CONF.
Average RPI Loss:	164	RECORD	PCT. RANK	GAMES	SCHEDULE	OF SCHEDULE	RPI	RPI	RPI	RPI
DIV. I ONLY	11- 17	237	4-6	241	286	253	253	23	23	
DIV. I NON-CONF.	2- 6	279	0	218	276	255	255	24	24	
TOTALS	RPI 1-25	RPI 26-50	W-L RECORDS	RPI 51-100	RPI 101-150	RPI 150+				
11- 17	0- 0	0- 1	OVERALL	1- 5	0- 2	10- 9				
7- 4	0- 0	0- 0	HOME	1- 1	0- 1	6- 2				
4- 13	0- 0	0- 1	AWAY	0- 4	0- 1	4- 7				
0- 0	0- 0	0- 0	NEUTRAL	0- 0	0- 0	0- 0				
2- 6	0- 0	0- 1	NON-CONFERENCE	0- 1	0- 0	2- 4				
1- 0	0- 0	0- 0	HOME	0- 0	0- 0	1- 0				
1- 6	0- 0	0- 1	AWAY	0- 1	0- 0	1- 4				
0- 0	0- 0	0- 0	NEUTRAL	0- 0	0- 0	0- 0				
9- 11	0- 0	0- 0	CONFERENCE	1- 4	0- 2	8- 5				
6- 4	0- 0	0- 0	HOME	1- 1	0- 1	5- 2				
3- 7	0- 0	0- 0	AWAY	0- 3	0- 1	3- 3				
0- 0	0- 0	0- 0	NEUTRAL	0- 0	0- 0	0- 0				

RPI 1-25				RPI 26-50				RPI 51-100				RPI 101+				Team's RPI: 253
RPI	S	Opponent	Score	RPI	S	Opponent	Score	RPI	S	Opponent	Score	RPI	S	Opponent	Score	
				35	A	LSU	52 62	72	A	Alabama	50 87	147	A	Sam Houston St.	75 81	
								77	A	A&M-Corpus Christi	48 49	147	H	Sam Houston St.	69 84	
								77	H	A&M-Corpus Christi	48 44	156	H	Jackson St.	63 59	
								83	A	SFA	51 77	170	A	New Orleans	47 58	
								86	A	Abilene Christian	53 61	170	H	New Orleans	73 57	
								86	H	Abilene Christian	62 68	190	A	Louisiana	50 60	
												205	A	Southern Miss.	54 62	
												215	A	Houston	65 78	
												237	A	Central Ark.	47 54	
												237	H	Central Ark.	63 42	
												255	A	Nicholls St.	49 54	
												255	H	Nicholls St.	65 67	
												264	A	Louisiana Tech	78 92	
												266	H	Lamar University	57 65	
												267	H	Incarinate Word	58 44	
												315	A	Houston Baptist	69 59	
												336	A	Northwestern St.	72 56	
												336	H	Northwestern St.	66 41	
												347	A	McNeese	74 67	
												347	H	McNeese	87 48	
												348	A	La.-Monroe	65 52	
LAST 10 Division I																
				170	A	New Orleans	47 58	77	A	A&M-Corpus Christi	48 49					
				237	A	Central Ark.	47 54	255	A	Nicholls St.	49 54					
				336	H	Northwestern St.	66 41	147	A	Sam Houston St.	75 81					
				347	H	McNeese	87 48	267	H	Incarinate Word	58 44					
				86	H	Abilene Christian	62 68	170	H	New Orleans	73 57					

Non-Div I Games: LSU-Alexandria 89 67

Southeastern La.

## Southern California

Through Games Of March 8, 2020

Average RPI Win:	151	WON-LOST	WINNING	LAST 10	STRENGTH OF	OPP. STRENGTH	TEAM	ADJ.	CONF.	ADJ CONF.
Average RPI Loss:	62	RECORD	PCT. RANK	GAMES	SCHEDULE	OF SCHEDULE	RPI	RPI	RPI	RPI
DIV. I ONLY	17- 14	148	6-4	46	29	81	81	1	1	
DIV. I NON-CONF.	8- 3	68	0	221	155	110	110	2	2	
TOTALS	RPI 1-25	RPI 26-50	W-L RECORDS	RPI 51-100	RPI 101-150	RPI 150+				
17- 14	2- 5	0- 4	OVERALL	4- 2	5- 2	6- 1				
11- 4	2- 2	0- 2	HOME	2- 0	3- 0	4- 0				
4- 8	0- 2	0- 2	AWAY	0- 1	2- 2	2- 1				
2- 2	0- 1	0- 0	NEUTRAL	2- 1	0- 0	0- 0				
8- 3	0- 1	0- 0	NON-CONFERENCE	2- 1	0- 0	6- 1				
5- 1	0- 1	0- 0	HOME	1- 0	0- 0	4- 0				
2- 1	0- 0	0- 0	AWAY	0- 0	0- 0	2- 1				
1- 1	0- 0	0- 0	NEUTRAL	1- 1	0- 0	0- 0				
9- 11	2- 4	0- 4	CONFERENCE	2- 1	5- 2	0- 0				
6- 3	2- 1	0- 2	HOME	1- 0	3- 0	0- 0				
2- 7	0- 2	0- 2	AWAY	0- 1	2- 2	0- 0				
1- 1	0- 1	0- 0	NEUTRAL	1- 0	0- 0	0- 0				

RPI 1-25				RPI 26-50				RPI 51-100				RPI 101+			
RPI	S	Opponent	Score	RPI	S	Opponent	Score	RPI	S	Opponent	Score	RPI	S	Opponent	Score
2	H	Oregon	67 93	27	A	Arizona	57 73	72	N	Alabama	60 57	105	A	Utah	65 67
6	A	Stanford	59 79	27	H	Arizona	57 65	76	H	Virginia	59 49	105	H	Utah	69 66
13	A	UCLA	59 83	42	A	Arizona St.	75 76	90	N	Nebraska	54 67	106	A	Washington St.	66 60
13	H	UCLA	70 68	42	H	Arizona St.	54 63	94	A	Colorado	53 66	106	H	Washington St.	74 63
13	N	UCLA	66 73					94	H	Colorado	66 55	123	A	California	75 67
20	H	Oregon St.	72 66					94	N	Colorado	69 54	141	A	Washington	66 75
21	H	Texas A&M	64 74									141	H	Washington	81 78
												218	H	UNLV	75 54
												234	H	Nevada	50 47
												245	A	UC Santa Barbara	46 57
												275	H	Long Beach St.	57 40
												281	A	CSUN	69 53
												300	H	UTRGV	80 43
												311	A	UC Riverside	76 59
LAST 10 Division I															
				13	N	UCLA	66 73	141	A	Washington	66 75				
				94	N	Colorado	69 54	2	H	Oregon	67 93				
				94	H	Colorado	66 55	20	H	Oregon St.	72 66				
				105	H	Utah	69 66	6	A	Stanford	59 79				
				106	A	Washington St.	66 60	123	A	California	75 67				

Non-Div I Games:

Southern California

■ Loss, 
 ■ Non-Conf, 
 ■ S Site, 
 ■ H Home 
 ■ A Away 
 N Neutral



Average RPI Win:	190	WON-LOST	WINNING	LAST 10	STRENGTH OF	OPP. STRENGTH	TEAM	ADJ.	CONF.	ADJ CONF.
Average RPI Loss:	80	RECORD	PCT. RANK	GAMES	SCHEDULE	OF SCHEDULE	RPI	RPI	RPI	RPI
DIV. I ONLY	16- 13	143	4-6	88	111	107	107	8	8	
DIV. I NON-CONF.	8- 3	68	0	144	231	71	71	7	7	
TOTALS	RPI 1-25	RPI 26-50	W-L RECORDS	RPI 51-100	RPI 101-150	RPI 150+				
16- 13	1- 3	2- 1	OVERALL	1- 6	1- 1	11- 2				
9- 5	1- 1	2- 0	HOME	1- 2	0- 1	5- 1				
6- 8	0- 2	0- 1	AWAY	0- 4	1- 0	5- 1				
1- 0	0- 0	0- 0	NEUTRAL	0- 0	0- 0	1- 0				
8- 3	0- 0	1- 0	NON-CONFERENCE	1- 2	0- 0	6- 1				
4- 1	0- 0	1- 0	HOME	1- 0	0- 0	2- 1				
3- 2	0- 0	0- 0	AWAY	0- 2	0- 0	3- 0				
1- 0	0- 0	0- 0	NEUTRAL	0- 0	0- 0	1- 0				
8- 10	1- 3	1- 1	CONFERENCE	0- 4	1- 1	5- 1				
5- 4	1- 1	1- 0	HOME	0- 2	0- 1	3- 0				
3- 6	0- 2	0- 1	AWAY	0- 2	1- 0	2- 1				
0- 0	0- 0	0- 0	NEUTRAL	0- 0	0- 0	0- 0				

RPI	S	Opponent	Score	RPI	S	Opponent	Score	RPI	S	Opponent	Score	RPI	S	Opponent	Score	Team's RPI: 107
8	A	Missouri St.	57 88	48	H	UT Martin	70 59	66	A	UNI	66 71	135	A	Valparaiso	67 51	
8	H	Missouri St.	70 68	50	A	Bradley	57 61	66	H	UNI	57 60	135	H	Valparaiso	58 69	
25	A	Drake	76 91	50	H	Bradley	64 50	74	A	Illinois St.	56 66	153	A	Loyola Chicago	49 51	
25	H	Drake	65 73					74	H	Illinois St.	54 62	153	H	Loyola Chicago	58 41	
								78	A	IUPUI	78 81	171	A	Northern Ill.	80 61	
								84	H	Saint Louis	61 53	181	A	Eastern Mich.	85 54	
								87	A	Southeast Mo. St.	65 79	197	H	Memphis	66 70	
												206	H	Tennessee Tech	76 65	
												211	N	Western Ill.	79 65	
												239	H	Murray St.	76 66	
												276	A	Indiana St.	78 55	
												276	H	Indiana St.	60 42	
												330	A	Evansville	70 57	
												330	H	Evansville	99 60	
												338	A	SIUE	103 67	
LAST 10 Division I																
135	H	Valparaiso	58 69	276	H	Indiana St.	60 42									
153	H	Loyola Chicago	58 41	8	A	Missouri St.	57 88									
74	A	Illinois St.	56 66	66	A	UNI	66 71									
50	A	Bradley	57 61	25	A	Drake	76 91									
330	H	Evansville	99 60	50	H	Bradley	64 50									

Non-Div I Games:

Southern Ill.

■ Loss, 
 ■ Non-Conf, 
 ■ S Site, 
 ■ Home 
 ■ A Away 
 N Neutral

Average RPI Win:	260	WON-LOST	WINNING	LAST 10	STRENGTH OF	OPP. STRENGTH	TEAM	ADJ.	CONF.	ADJ CONF.
Average RPI Loss:	112	RECORD	PCT. RANK	GAMES	SCHEDULE	OF SCHEDULE	RPI	RPI	RPI	RPI
DIV. I ONLY	13- 14	185	4-6	205	161	205	205	13	13	
DIV. I NON-CONF.	6- 3	90	0	320	244	212	212	16	16	
TOTALS	RPI 1-25	RPI 26-50	W-L RECORDS	RPI 51-100	RPI 101-150	RPI 150+				
13- 14	0- 1	0- 3	OVERALL	1- 3	0- 2	12- 5				
8- 7	0- 0	0- 2	HOME	1- 1	0- 1	7- 3				
5- 7	0- 1	0- 1	AWAY	0- 2	0- 1	5- 2				
0- 0	0- 0	0- 0	NEUTRAL	0- 0	0- 0	0- 0				
6- 3	0- 1	0- 0	NON-CONFERENCE	1- 0	0- 0	5- 2				
5- 1	0- 0	0- 0	HOME	1- 0	0- 0	4- 1				
1- 2	0- 1	0- 0	AWAY	0- 0	0- 0	1- 1				
0- 0	0- 0	0- 0	NEUTRAL	0- 0	0- 0	0- 0				
7- 11	0- 0	0- 3	CONFERENCE	0- 3	0- 2	7- 3				
3- 6	0- 0	0- 2	HOME	0- 1	0- 1	3- 2				
4- 5	0- 0	0- 1	AWAY	0- 2	0- 1	4- 1				
0- 0	0- 0	0- 0	NEUTRAL	0- 0	0- 0	0- 0				

RPI 1-25			RPI 26-50			RPI 51-100			RPI 101+			Team's RPI: 205
RPI	S	Opponent	Score	RPI	S	Opponent	Score	RPI	S	Opponent	Score	
11	A	Mississippi St.	58 91	29	H	Western Ky.	65 81	54	A	Rice	64 75	101 A UAB 46 90
				33	A	Old Dominion	50 67	60	A	Charlotte	59 63	101 H UAB 68 74
				46	H	Middle Tenn.	69 77	60	H	Charlotte	55 59	173 H Tulane 58 62
								88	H	VCU	51 39	202 A Fla. Atlantic 71 67
												202 H Fla. Atlantic 59 55
												215 A Houston 60 75
												219 A UTEP 72 80
												219 H UTEP 72 89
												235 A North Texas 65 57
												238 H South Alabama 62 55
												251 H Marshall 65 80
												253 H Southeastern La. 62 54
												264 A Louisiana Tech 63 61
												264 H Louisiana Tech 66 60
												299 H Ole Miss 59 53
												310 A FIU 58 53
												321 H UTSA 82 65
												348 A La.-Monroe 57 42
												351 H Mississippi Val. 84 80
LAST 10 Division I												
				101	A	UAB	46 90	310	A	FIU	58 53	
				202	H	Fla. Atlantic	59 55	202	A	Fla. Atlantic	71 67	
				219	A	UTEP	72 80	29	H	Western Ky.	65 81	
				60	H	Charlotte	55 59	251	H	Marshall	65 80	
				264	A	Louisiana Tech	63 61	60	A	Charlotte	59 63	

Non-Div I Games: Faulkner 71 59 William Carey 77 47

Southern Miss.

Loss, Non-Conf, S Site, H Home A Away N Neutral

Average RPI Win:	307	WON-LOST	WINNING	LAST 10	STRENGTH OF	OPP. STRENGTH	TEAM	ADJ.	CONF.	ADJ CONF.
Average RPI Loss:	136	RECORD	PCT. RANK	GAMES	SCHEDULE	OF SCHEDULE	RPI	RPI	RPI	RPI
DIV. I ONLY	13- 14	185	7-3	313	309	232	232	32	32	
DIV. I NON-CONF.	0- 9	338	0	94	6	304	304	31	31	
TOTALS	RPI 1-25	RPI 26-50	W-L RECORDS	RPI 51-100	RPI 101-150	RPI 150+				
13- 14	0- 0	0- 3	OVERALL	0- 3	1- 2	12- 6				
8- 1	0- 0	0- 0	HOME	0- 0	1- 0	7- 1				
5- 11	0- 0	0- 3	AWAY	0- 3	0- 1	5- 4				
0- 2	0- 0	0- 0	NEUTRAL	0- 0	0- 1	0- 1				
0- 9	0- 0	0- 3	NON-CONFERENCE	0- 3	0- 1	0- 2				
0- 0	0- 0	0- 0	HOME	0- 0	0- 0	0- 0				
0- 7	0- 0	0- 3	AWAY	0- 3	0- 0	0- 1				
0- 2	0- 0	0- 0	NEUTRAL	0- 0	0- 1	0- 1				
13- 5	0- 0	0- 0	CONFERENCE	0- 0	1- 1	12- 4				
8- 1	0- 0	0- 0	HOME	0- 0	1- 0	7- 1				
5- 4	0- 0	0- 0	AWAY	0- 0	0- 1	5- 3				
0- 0	0- 0	0- 0	NEUTRAL	0- 0	0- 0	0- 0				

RPI S	Opponent	Score	RPI S	Opponent	Score	RPI S	Opponent	Score	RPI S	Opponent	Score	Team's RPI: 232
39	A Iowa St.	36 69	68	A Oklahoma St.	59 72	106	N Washington St.	54 69				
43	A Texas	39 93	89	A Fordham	52 65	132	A Texas Southern	56 61				
49	A Rutgers	58 78	90	A Nebraska	39 73	132	H Texas Southern	59 56				
						156	A Jackson St.	57 60				
						156	H Jackson St.	51 72				
						168	A Wichita St.	63 69				
						233	A Alabama A&M	57 59				
						233	H Alabama A&M	55 46				
						258	N UNC Asheville	34 53				
						302	A Prairie View	68 48				
						302	H Prairie View	63 51				
						322	A Alcorn	53 58				
						322	H Alcorn	74 57				
						326	A Alabama St.	61 51				
						326	H Alabama St.	69 47				
						329	A Ark.-Pine Bluff	70 43				
						329	H Ark.-Pine Bluff	85 61				
						344	A Grambling	70 51				
						344	H Grambling	81 57				
						351	A Mississippi Val.	84 54				
						351	H Mississippi Val.	71 40				
LAST 10 Division I												
302	H Prairie View	63 51	351	H Mississippi Val.	71 40							
132	H Texas Southern	59 56	329	H Ark.-Pine Bluff	85 61							
322	A Alcorn	53 58	156	A Jackson St.	57 60							
233	A Alabama A&M	57 59	344	A Grambling	70 51							
326	A Alabama St.	61 51	322	H Alcorn	74 57							

Non-Div I Games: Tougaloo 100 39 Wiley 78 55

Southern U.

■ Loss, 
 ■ Non-Conf, 
 ■ S Site, 
 ■ Home 
 ■ A Away 
 N Neutral

## Southern Utah

Through Games Of March 8, 2020

Average RPI Win:	244	WON-LOST	WINNING	LAST 10	STRENGTH OF	OPP. STRENGTH	TEAM	ADJ.	CONF.	ADJ CONF.
Average RPI Loss:	165	RECORD	PCT. RANK	GAMES	SCHEDULE	OF SCHEDULE	RPI	RPI	RPI	RPI
DIV. I ONLY	17- 12	124	7-3	263	240	176	176	18	18	
DIV. I NON-CONF.	6- 3	90	0	214	317	114	114	17	17	
TOTALS	RPI 1-25	RPI 26-50	W-L RECORDS	RPI 51-100	RPI 101-150	RPI 150+				
17- 12	0- 1	0- 0	OVERALL	0- 2	0- 2	17- 7				
12- 3	0- 0	0- 0	HOME	0- 1	0- 1	12- 1				
5- 9	0- 1	0- 0	AWAY	0- 1	0- 1	5- 6				
0- 0	0- 0	0- 0	NEUTRAL	0- 0	0- 0	0- 0				
6- 3	0- 1	0- 0	NON-CONFERENCE	0- 0	0- 0	6- 2				
5- 0	0- 0	0- 0	HOME	0- 0	0- 0	5- 0				
1- 3	0- 1	0- 0	AWAY	0- 0	0- 0	1- 2				
0- 0	0- 0	0- 0	NEUTRAL	0- 0	0- 0	0- 0				
11- 9	0- 0	0- 0	CONFERENCE	0- 2	0- 2	11- 5				
7- 3	0- 0	0- 0	HOME	0- 1	0- 1	7- 1				
4- 6	0- 0	0- 0	AWAY	0- 1	0- 1	4- 4				
0- 0	0- 0	0- 0	NEUTRAL	0- 0	0- 0	0- 0				

RPI 1-25				RPI 26-50				RPI 51-100				RPI 101+ Team's RPI: 176			
RPI	S	Opponent	Score	RPI	S	Opponent	Score	RPI	S	Opponent	Score	RPI	S	Opponent	Score
20	A	Oregon St.	45 95					63	A	Montana St.	65 91	108	A	Idaho	57 70
								63	H	Montana St.	65 81	108	H	Idaho	56 71
												154	A	Montana	74 81
												154	H	Montana	84 81
												180	A	Northern Ariz.	76 84
												180	H	Northern Ariz.	82 64
												182	A	Idaho St.	54 73
												182	H	Idaho St.	72 65
												194	A	Portland St.	81 72
												194	H	Portland St.	71 58
												203	H	Oral Roberts	72 58
												218	H	UNLV	72 68
												226	A	Northern Colo.	68 55
												226	H	Northern Colo.	64 50
												230	H	Cal St. Fullerton	79 63
												241	A	Denver	73 81
												248	A	Grand Canyon	65 69
												257	H	UC Irvine	82 68
												289	A	Utah Valley	71 58
												305	A	Sacramento St.	82 87
												305	H	Sacramento St.	62 71
												311	H	UC Riverside	79 68
												312	A	Eastern Wash.	70 67
												312	H	Eastern Wash.	71 50
												327	A	Weber St.	87 71
												327	H	Weber St.	82 66
LAST 10 Division I															
				154	H	Montana	84 81					226	H	Northern Colo.	64 50
				63	H	Montana St.	65 81					180	H	Northern Ariz.	82 64
				108	A	Idaho	57 70					305	H	Sacramento St.	62 71
				312	A	Eastern Wash.	70 67					194	A	Portland St.	81 72
				327	H	Weber St.	82 66					226	A	Northern Colo.	68 55

Non-Div I Games:

Southern Utah

■ Loss, 
 ■ Non-Conf, 
 ■ S Site, 
 ■ H Home 
 ■ A Away 
 N Neutral



Average RPI Win:	308	WON-LOST	WINNING	LAST 10	STRENGTH OF	OPP. STRENGTH	TEAM	ADJ.	CONF.	ADJ CONF.
Average RPI Loss:	202	RECORD	PCT. RANK	GAMES	SCHEDULE	OF SCHEDULE	RPI	RPI	RPI	RPI
DIV. I ONLY	7- 21	308	3-7	265	330	319	319	30	30	
DIV. I NON-CONF.	3- 7	252	0	155	228	245	245	30	30	
TOTALS	RPI 1-25	RPI 26-50	W-L RECORDS	RPI 51-100	RPI 101-150	RPI 150+				
7- 21	0- 2	0- 0	OVERALL	0- 2	0- 3	7- 14				
5- 7	0- 0	0- 0	HOME	0- 1	0- 1	5- 5				
2- 12	0- 2	0- 0	AWAY	0- 1	0- 1	2- 8				
0- 2	0- 0	0- 0	NEUTRAL	0- 0	0- 1	0- 1				
3- 7	0- 2	0- 0	NON-CONFERENCE	0- 2	0- 1	3- 2				
2- 1	0- 0	0- 0	HOME	0- 1	0- 0	2- 0				
1- 4	0- 2	0- 0	AWAY	0- 1	0- 0	1- 1				
0- 2	0- 0	0- 0	NEUTRAL	0- 0	0- 1	0- 1				
4- 14	0- 0	0- 0	CONFERENCE	0- 0	0- 2	4- 12				
3- 6	0- 0	0- 0	HOME	0- 0	0- 1	3- 5				
1- 8	0- 0	0- 0	AWAY	0- 0	0- 1	1- 7				
0- 0	0- 0	0- 0	NEUTRAL	0- 0	0- 0	0- 0				

RPI 1-25				RPI 26-50				RPI 51-100				RPI 101+ Team's RPI: 319			
RPI	S	Opponent	Score	RPI	S	Opponent	Score	RPI	S	Opponent	Score	RPI	S	Opponent	Score
10	A	Princeton	44 76					62	A	Boston College	69 106	114	A	Robert Morris	44 69
24	A	Marquette	71 92					73	H	Stony Brook	73 86	114	H	Robert Morris	59 70
												136	N	Pacific	62 71
												152	A	Mt. St. Mary's	60 69
												152	H	Mt. St. Mary's	62 67
												184	A	Merrimack	54 80
												184	H	Merrimack	54 72
												269	A	Saint Francis (PA)	72 82
												269	H	Saint Francis (PA)	59 67
												274	H	Army West Point	70 64
												279	H	Loyola Maryland	89 78
												288	N	Ga. Southern	47 78
												298	A	Sacred Heart	63 84
												298	H	Sacred Heart	71 70
												303	H	Fairleigh Dickinson	57 62
												304	A	Wagner	66 74
												304	H	Wagner	53 74
												314	A	Albany (NY)	49 41
												323	A	Bryant	59 78
												323	H	Bryant	80 77
												331	A	NJIT	69 88
												333	A	LIU Brooklyn	71 54
												333	H	LIU Brooklyn	88 63
												346	A	Central Conn. St.	54 75
LAST 10 Division I															
				346	A	Central Conn. St.	54 75					333	A	LIU Brooklyn	71 54
				184	H	Merrimack	54 72					323	A	Bryant	59 78
				298	A	Sacred Heart	63 84					152	H	Mt. St. Mary's	62 67
				304	H	Wagner	53 74					184	A	Merrimack	54 80
				323	H	Bryant	80 77					298	H	Sacred Heart	71 70

Non-Div I Games: East Stroudsburg 84 62

St. Francis Brooklyn

Loss, Non-Conf, S Site, H Home A Away N Neutral

## St. John's (NY)

Through Games Of March 8, 2020

Average RPI Win:	157	WON-LOST	WINNING	LAST 10	STRENGTH OF	OPP. STRENGTH	TEAM	ADJ.	CONF.	ADJ CONF.
Average RPI Loss:	69	RECORD	PCT. RANK	GAMES	SCHEDULE	OF SCHEDULE	RPI	RPI	RPI	RPI
DIV. I ONLY	19- 12	108	6-4	52	75	57	57	6	6	
DIV. I NON-CONF.	7- 4	100	0	67	163	57	57	6	6	
TOTALS	RPI 1-25	RPI 26-50	W-L RECORDS	RPI 51-100	RPI 101-150	RPI 150+				
19- 12	0- 5	0- 2	OVERALL	8- 3	2- 0	9- 2				
11- 3	0- 2	0- 0	HOME	3- 1	2- 0	6- 0				
7- 7	0- 2	0- 2	AWAY	4- 1	0- 0	3- 2				
1- 2	0- 1	0- 0	NEUTRAL	1- 1	0- 0	0- 0				
7- 4	0- 0	0- 2	NON-CONFERENCE	1- 1	2- 0	4- 1				
5- 0	0- 0	0- 0	HOME	0- 0	2- 0	3- 0				
2- 3	0- 0	0- 2	AWAY	1- 0	0- 0	1- 1				
0- 1	0- 0	0- 0	NEUTRAL	0- 1	0- 0	0- 0				
12- 8	0- 5	0- 0	CONFERENCE	7- 2	0- 0	5- 1				
6- 3	0- 2	0- 0	HOME	3- 1	0- 0	3- 0				
5- 4	0- 2	0- 0	AWAY	3- 1	0- 0	2- 1				
1- 1	0- 1	0- 0	NEUTRAL	1- 0	0- 0	0- 0				

RPI 1-25				RPI 26-50				RPI 51-100				RPI 101+			
RPI	S	Opponent	Score	RPI	S	Opponent	Score	RPI	S	Opponent	Score	RPI	S	Opponent	Score
22	A	DePaul	69 74	30	A	James Madison	73 76	51	A	Creighton	77 70	115	H	Wake Forest	82 74
22	H	DePaul	65 71	31	A	Florida St.	70 74	51	H	Creighton	63 58	150	H	Massachusetts	82 71
24	A	Marquette	85 94					51	N	Creighton	70 54	163	H	Lafayette	76 44
24	H	Marquette	57 67					52	A	Yale	80 66	187	A	Providence	53 54
24	N	Marquette	55 78					61	A	Seton Hall	82 66	187	H	Providence	64 58
								61	H	Seton Hall	77 76	218	A	UNLV	75 79
								78	N	IUPUI	78 85	227	H	Fairfield	71 69
								82	A	Villanova	64 66	259	A	Georgetown	74 68
								82	H	Villanova	62 67	259	H	Georgetown	71 54
								98	A	Butler	67 42	268	A	Xavier	75 67
								98	H	Butler	85 80	268	H	Xavier	74 37
												274	H	Army West Point	96 60
												296	A	St. Bonaventure	68 56
LAST 10 Division I															
		24	N	Marquette			55 78			187	A	Providence			53 54
		51	N	Creighton			70 54			51	A	Creighton			77 70
		268	H	Xavier			74 37			24	H	Marquette			57 67
		98	H	Butler			85 80			22	H	DePaul			65 71
		61	H	Seton Hall			77 76			259	A	Georgetown			74 68

Non-Div I Games:

St. John's (NY)

■ Loss, 
 ■ Non-Conf, 
 ■ S Site, 
 ■ H Home 
 ■ A Away 
 N Neutral

Average RPI Win: 105		WON-LOST	WINNING	LAST 10	STRENGTH OF	OPP. STRENGTH	TEAM	ADJ.	CONF.	ADJ CONF.
Average RPI Loss: 15		RECORD	PCT. RANK	GAMES	SCHEDULE	OF SCHEDULE	RPI	RPI	RPI	RPI
DIV. I ONLY		27- 6	22	7-3	11	1	6	6	1	1
DIV. I NON-CONF.		11- 1	13	0	48	38	8	8	2	2
TOTALS		RPI 1-25	RPI 26-50		W-L RECORDS		RPI 51-100	RPI 101-150	RPI 150+	
27- 6	7- 4	1- 2		OVERALL		5- 0	9- 0	5- 0		
14- 2	3- 2	0- 0		HOME		3- 0	5- 0	3- 0		
8- 3	1- 1	1- 2		AWAY		1- 0	4- 0	1- 0		
5- 1	3- 1	0- 0		NEUTRAL		1- 0	0- 0	1- 0		
11- 1	3- 0	0- 1		NON-CONFERENCE		2- 0	1- 0	5- 0		
7- 0	2- 0	0- 0		HOME		1- 0	1- 0	3- 0		
1- 1	0- 0	0- 1		AWAY		0- 0	0- 0	1- 0		
3- 0	1- 0	0- 0		NEUTRAL		1- 0	0- 0	1- 0		
16- 5	4- 4	1- 1		CONFERENCE		3- 0	8- 0	0- 0		
7- 2	1- 2	0- 0		HOME		2- 0	4- 0	0- 0		
7- 2	1- 1	1- 1		AWAY		1- 0	4- 0	0- 0		
2- 1	2- 1	0- 0		NEUTRAL		0- 0	0- 0	0- 0		

RPI	S	Opponent	Score	RPI	S	Opponent	Score	RPI	S	Opponent	Score	RPI	S	Opponent	Score
2	A	Oregon	55 87	27	A	Arizona	72 73	64	H	Tennessee	78 51	105	A	Utah	97 64
2	H	Oregon	66 74	42	A	Arizona St.	55 44	81	H	Southern California	79 59	105	H	Utah	82 49
2	N	Oregon	56 89	43	A	Texas	64 69	94	A	Colorado	69 66	106	A	Washington St.	71 49
9	H	Gonzaga	76 70					94	H	Colorado	76 68	106	H	Washington St.	77 58
11	N	Mississippi St.	67 62					100	N	Syracuse	77 59	110	H	Buffalo	88 69
13	H	UCLA	69 79									123	A	California	79 65
13	N	UCLA	67 51									123	H	California	73 40
17	H	Ohio St.	71 52									141	A	Washington	58 41
20	A	Oregon St.	61 58									141	H	Washington	77 56
20	H	Oregon St.	63 60									157	H	UC Davis	67 55
20	N	Oregon St.	68 57									213	A	San Francisco	97 71
												226	H	Northern Colo.	90 36
												284	N	California Baptist	83 78
												312	H	Eastern Wash.	92 27
LAST 10 Division I															
2	N	Oregon	56 89	2	H	Oregon	66 74								
13	N	UCLA	67 51	20	H	Oregon St.	63 60								
20	N	Oregon St.	68 57	94	A	Colorado	69 66								
42	A	Arizona St.	55 44	105	A	Utah	97 64								
27	A	Arizona	72 73	81	H	Southern California	79 59								

Non-Div I Games:

Stanford



Average RPI Win:	252	WON-LOST	WINNING	LAST 10	STRENGTH OF	OPP. STRENGTH	TEAM	ADJ.	CONF.	ADJ CONF.
Average RPI Loss:	119	RECORD	PCT. RANK	GAMES	SCHEDULE	OF SCHEDULE	RPI	RPI	RPI	RPI
DIV. I ONLY	9- 18	274	4-6	122	181	224	224	15	15	
DIV. I NON-CONF.	3- 7	252	0	118	192	225	225	14	14	
TOTALS	RPI 1-25	RPI 26-50	W-L RECORDS	RPI 51-100	RPI 101-150	RPI 150+				
9- 18	0- 1	0- 3	OVERALL	0- 4	2- 5	7- 5				
4- 8	0- 0	0- 1	HOME	0- 1	1- 3	3- 3				
5- 9	0- 1	0- 2	AWAY	0- 3	1- 2	4- 1				
0- 1	0- 0	0- 0	NEUTRAL	0- 0	0- 0	0- 1				
3- 7	0- 1	0- 1	NON-CONFERENCE	0- 2	0- 2	3- 1				
2- 2	0- 0	0- 0	HOME	0- 0	0- 2	2- 0				
1- 4	0- 1	0- 1	AWAY	0- 2	0- 0	1- 0				
0- 1	0- 0	0- 0	NEUTRAL	0- 0	0- 0	0- 1				
6- 11	0- 0	0- 2	CONFERENCE	0- 2	2- 3	4- 4				
2- 6	0- 0	0- 1	HOME	0- 1	1- 1	1- 3				
4- 5	0- 0	0- 1	AWAY	0- 1	1- 2	3- 1				
0- 0	0- 0	0- 0	NEUTRAL	0- 0	0- 0	0- 0				

RPI 1-25				RPI 26-50				RPI 51-100				RPI 101+ Team's RPI: 224			
RPI	S	Opponent	Score	RPI	S	Opponent	Score	RPI	S	Opponent	Score	RPI	S	Opponent	Score
23	A	Kentucky	48 67	36	A	UCF	40 66	56	A	Penn	41 81	109	H	Bethune-Cookman	55 59
				37	A	FGCU	54 67	64	A	Tennessee	46 73	124	A	North Florida	60 52
				37	H	FGCU	47 89	99	A	Liberty	53 73	124	H	North Florida	60 62
								99	H	Liberty	48 57	126	H	Holy Cross	63 75
												137	A	North Ala.	57 68
												137	A	North Ala.	60 70
												137	H	North Ala.	69 60
												161	A	Jacksonville	52 57
												161	H	Jacksonville	57 71
												222	A	Kennesaw St.	67 61
												222	H	Kennesaw St.	67 70
												246	A	Lipscomb	48 34
												246	H	Lipscomb	59 65
												260	H	Tulsa	66 60
												269	N	Saint Francis (PA)	73 78
												283	A	Morehead St.	58 55
												331	A	NJIT	68 49
												331	H	NJIT	72 49
												337	H	Canisius	68 52
LAST 10 Division I															
137	A	North Ala.	60 70	137	H	North Ala.	69 60	222	H	Kennesaw St.	67 70				
124	H	North Florida	60 62	37	A	FGCU	54 67	124	A	North Florida	60 52				
161	H	Jacksonville	57 71	246	A	Lipscomb	48 34								
331	A	NJIT	68 49												
99	A	Liberty	53 73												

Non-Div I Games: Palm Beach Atl. 77 46 Trinity Baptist 116 40 Fla. National 80 37

Stetson

Stony Brook

Through Games Of March 8, 2020

Average RPI Win:	252	WON-LOST	WINNING	LAST 10	STRENGTH OF	OPP. STRENGTH	TEAM	ADJ.	CONF.	ADJ CONF.
Average RPI Loss:	178	RECORD	PCT. RANK	GAMES	SCHEDULE	OF SCHEDULE	RPI	RPI	RPI	RPI
DIV. I ONLY	27- 3	8	8-2	319	304	73	73	26	26	
DIV. I NON-CONF.	11- 1	13	0	293	302	67	67	27	27	
TOTALS	RPI 1-25	RPI 26-50	W-L RECORDS	RPI 51-100	RPI 101-150	RPI 150+				
27- 3	0- 0	1- 1	OVERALL	0- 0	1- 0	25- 2				
14- 0	0- 0	1- 0	HOME	0- 0	0- 0	13- 0				
11- 3	0- 0	0- 1	AWAY	0- 0	0- 0	11- 2				
2- 0	0- 0	0- 0	NEUTRAL	0- 0	1- 0	1- 0				
11- 1	0- 0	1- 1	NON-CONFERENCE	0- 0	1- 0	9- 0				
4- 0	0- 0	1- 0	HOME	0- 0	0- 0	3- 0				
5- 1	0- 0	0- 1	AWAY	0- 0	0- 0	5- 0				
2- 0	0- 0	0- 0	NEUTRAL	0- 0	1- 0	1- 0				
16- 2	0- 0	0- 0	CONFERENCE	0- 0	0- 0	16- 2				
10- 0	0- 0	0- 0	HOME	0- 0	0- 0	10- 0				
6- 2	0- 0	0- 0	AWAY	0- 0	0- 0	6- 2				
0- 0	0- 0	0- 0	NEUTRAL	0- 0	0- 0	0- 0				

RPI 1-25				RPI 26-50				RPI 51-100				Team's RPI: 73		RPI 101+			
RPI	S	Opponent	Score	RPI	S	Opponent	Score	RPI	S	Opponent	Score	RPI	S	Opponent	Score		
				28	A	Arkansas	58 88					143	N	Western Mich.	50 47		
				47	H	Bucknell	78 73					155	A	Binghamton	67 60		
												155	H	Binghamton	58 54		
												155	H	Binghamton	57 42		
												160	A	Maine	62 64		
												160	H	Maine	73 69		
												188	H	Manhattan	59 54		
												212	A	UMass Lowell	89 69		
												212	H	UMass Lowell	60 41		
												231	N	Morgan St.	63 56		
												254	H	Iona	59 40		
												265	A	New Hampshire	53 44		
												265	H	New Hampshire	52 50		
												286	A	Pittsburgh	59 56		
												297	A	UMBC	66 49		
												297	H	UMBC	57 45		
												298	H	Sacred Heart	54 50		
												304	A	Wagner	66 45		
												307	A	Vermont	72 68		
												307	H	Vermont	67 49		
LAST 10 Division I																	
				155	H	Binghamton	57 42			307	A	Vermont	72 68				
				314	H	Albany (NY)	54 49			155	H	Binghamton	58 54				
				314	H	Albany (NY)	53 44			265	H	New Hampshire	52 50				
				345	A	Hartford	67 70			212	A	UMass Lowell	89 69				
				160	A	Maine	62 64			297	A	UMBC	66 49				

Non-Div I Games: Molloy 66 49

Stony Brook

Loss, Non-Conf, S Site, H Home A Away N Neutral

S  
t  
o  
n  
y  
B  
r  
o  
o  
k

RPI S      Stony Brook      Score

Through Games Of March 8, 2020

RPI	S	Opponent	Score	
345	A	Hartford	67	70
345	H	Hartford	66	55

S  
t  
o  
n  
y  
B  
r  
o  
o  
k

Stony Brook

## Syracuse

## Through Games Of March 8, 2020

Average RPI Win:	163	WON-LOST	WINNING	LAST 10	STRENGTH OF	OPP. STRENGTH	TEAM	ADJ.	CONF.	ADJ CONF.
Average RPI Loss:	57	RECORD	PCT. RANK	GAMES	SCHEDULE	OF SCHEDULE	RPI	RPI	RPI	RPI
DIV. I ONLY	16- 15	169	6-4	56	24	100	100	5	5	
DIV. I NON-CONF.	6- 5	151	0	92	27	127	127	4	4	
TOTALS	RPI 1-25	RPI 26-50	W-L RECORDS	RPI 51-100	RPI 101-150	RPI 150+				
16- 15	1- 5	2- 2	OVERALL	3- 4	3- 4	7- 0				
10- 4	1- 1	2- 1	HOME	1- 2	1- 0	5- 0				
3- 7	0- 2	0- 1	AWAY	1- 1	1- 3	1- 0				
3- 4	0- 2	0- 0	NEUTRAL	1- 1	1- 1	1- 0				
6- 5	0- 2	0- 1	NON-CONFERENCE	1- 1	1- 1	4- 0				
4- 1	0- 1	0- 0	HOME	1- 0	0- 0	3- 0				
0- 1	0- 0	0- 1	AWAY	0- 0	0- 0	0- 0				
2- 3	0- 1	0- 0	NEUTRAL	0- 1	1- 1	1- 0				
10- 10	1- 3	2- 1	CONFERENCE	2- 3	2- 3	3- 0				
6- 3	1- 0	2- 1	HOME	0- 2	1- 0	2- 0				
3- 6	0- 2	0- 0	AWAY	1- 1	1- 3	1- 0				
1- 1	0- 1	0- 0	NEUTRAL	1- 0	0- 0	0- 0				

RPI 1-25				RPI 26-50				RPI 51-100 Team's RPI: 100				RPI 101+			
RPI	S	Opponent	Score	RPI	S	Opponent	Score	RPI	S	Opponent	Score	RPI	S	Opponent	Score
2	H	Oregon	64 81	26	H	Duke	58 88	62	A	Boston College	89 79	103	N	Michigan St.	77 63
6	N	Stanford	59 77	31	H	Florida St.	90 89	62	H	Boston College	81 88	115	A	Wake Forest	60 65
7	A	Louisville	58 62	34	A	Michigan	76 84	70	N	West Virginia	69 71	118	N	Green Bay	73 79
7	H	Louisville	59 51	40	H	Virginia Tech	67 65	76	A	Virginia	41 57	120	A	Miami (FL)	62 77
7	N	Louisville	46 71					76	N	Virginia	67 50	122	A	Notre Dame	70 72
16	A	NC State	60 69					79	H	Georgia Tech	64 82	122	H	Notre Dame	74 63
								85	H	Ohio	66 54	149	A	North Carolina	74 56
												215	N	Houston	87 62
												221	H	Clemson	59 46
												286	A	Pittsburgh	69 51
												286	H	Pittsburgh	71 53
												297	H	UMBC	82 48
												314	H	Albany (NY)	75 53
												318	H	UMES	65 50
LAST 10 Division I															
		7 N Louisville	46 71			221 H Clemson	59 46								
		76 N Virginia	67 50			286 H Pittsburgh	71 53								
		62 H Boston College	81 88			149 A North Carolina	74 56								
		16 A NC State	60 69			7 H Louisville	59 51								
		122 A Notre Dame	70 72			62 A Boston College	89 79								

Non-Div I Games:

Syracuse

■ Loss, 
■ Non-Conf, 
■ S Site, 
■ H Home 
■ A Away 
N Neutral

Average RPI Win:	117	WON-LOST	WINNING	LAST 10	STRENGTH OF	OPP. STRENGTH	TEAM	ADJ.	CONF.	ADJ CONF.
Average RPI Loss:	55	RECORD	PCT. RANK	GAMES	SCHEDULE	OF SCHEDULE	RPI	RPI	RPI	RPI
DIV. I ONLY	22- 7	37	7-3	24	25	19	19	3	3	
DIV. I NON-CONF.	9- 2	37	0	95	86	29	29	3	3	
TOTALS	RPI 1-25	RPI 26-50	W-L RECORDS	RPI 51-100	RPI 101-150	RPI 150+				
22- 7	0- 3	3- 2	OVERALL	10- 0	4- 2	5- 0				
13- 3	0- 1	1- 1	HOME	6- 0	3- 1	3- 0				
9- 4	0- 2	2- 1	AWAY	4- 0	1- 1	2- 0				
0- 0	0- 0	0- 0	NEUTRAL	0- 0	0- 0	0- 0				
9- 2	0- 1	0- 1	NON-CONFERENCE	2- 0	2- 0	5- 0				
7- 0	0- 0	0- 0	HOME	2- 0	2- 0	3- 0				
2- 2	0- 1	0- 1	AWAY	0- 0	0- 0	2- 0				
0- 0	0- 0	0- 0	NEUTRAL	0- 0	0- 0	0- 0				
13- 5	0- 2	3- 1	CONFERENCE	8- 0	2- 2	0- 0				
6- 3	0- 1	1- 1	HOME	4- 0	1- 1	0- 0				
7- 2	0- 1	2- 0	AWAY	4- 0	1- 1	0- 0				
0- 0	0- 0	0- 0	NEUTRAL	0- 0	0- 0	0- 0				

RPI	S	Opponent	Score	RPI	S	Opponent	Score	RPI	S	Opponent	Score	RPI	S	Opponent	Score
5	A	Baylor	62 81	39	A	Iowa St.	77 74	68	A	Oklahoma St.	72 68	112	H	Auburn	80 65
5	H	Baylor	57 66	39	H	Iowa St.	82 72	68	H	Oklahoma St.	49 37	114	H	Robert Morris	66 61
21	A	Texas A&M	68 70	43	A	Texas	65 63	70	A	West Virginia	77 63	131	A	Kansas	87 74
				43	H	Texas	67 77	70	H	West Virginia	73 60	131	H	Kansas	73 59
				46	A	Middle Tenn.	70 82	75	A	Kansas St.	54 52	134	A	Texas Tech	83 87
								75	H	Kansas St.	65 61	134	H	Texas Tech	76 80
								80	H	Boise St.	77 65	192	H	Cornell	59 49
								85	H	Ohio	79 72	228	A	SMU	57 56
								92	A	Oklahoma	82 63	249	H	Texas St.	79 52
								92	H	Oklahoma	96 71	255	H	Nicholls St.	72 47
												274	A	Army West Point	66 52
LAST 10 Division I															
70	A	West Virginia	77 63	75	A	Kansas St.	54 52								
92	H	Oklahoma	96 71	39	H	Iowa St.	82 72								
134	A	Texas Tech	83 87	5	A	Baylor	62 81								
43	H	Texas	67 77	131	A	Kansas	87 74								
68	H	Oklahoma St.	49 37	75	H	Kansas St.	65 61								

Non-Div I Games:

TCU

Average RPI Win:	166	WON-LOST	WINNING	LAST 10	STRENGTH OF	OPP. STRENGTH	TEAM	ADJ.	CONF.	ADJ CONF.
Average RPI Loss:	110	RECORD	PCT. RANK	GAMES	SCHEDULE	OF SCHEDULE	RPI	RPI	RPI	RPI
DIV. I ONLY	16- 15	169	3-7	70	80	116	116	9	9	
DIV. I NON-CONF.	8- 5	117	0	37	92	68	68	9	9	
TOTALS	RPI 1-25	RPI 26-50	W-L RECORDS	RPI 51-100	RPI 101-150	RPI 150+				
16- 15	0- 3	2- 2	OVERALL	3- 3	1- 1	10- 6				
10- 5	0- 2	1- 1	HOME	3- 0	1- 0	5- 2				
5- 7	0- 0	1- 1	AWAY	0- 2	0- 0	4- 4				
1- 3	0- 1	0- 0	NEUTRAL	0- 1	0- 1	1- 0				
8- 5	0- 1	1- 1	NON-CONFERENCE	2- 1	1- 1	4- 1				
5- 2	0- 1	0- 1	HOME	2- 0	1- 0	2- 0				
3- 1	0- 0	1- 0	AWAY	0- 0	0- 0	2- 1				
0- 2	0- 0	0- 0	NEUTRAL	0- 1	0- 1	0- 0				
8- 10	0- 2	1- 1	CONFERENCE	1- 2	0- 0	6- 5				
5- 3	0- 1	1- 0	HOME	1- 0	0- 0	3- 2				
2- 6	0- 0	0- 1	AWAY	0- 2	0- 0	2- 3				
1- 1	0- 1	0- 0	NEUTRAL	0- 0	0- 0	1- 0				

RPI	S	Opponent	Score	RPI	S	Opponent	Score	RPI	S	Opponent	Score	RPI	S	Opponent	Score	Team's RPI: 116
1	H	South Carolina	71 78	36	A	UCF	64 67	51	N	Creighton	59 69	129	H	Duquesne	85 72	
4	H	UConn	54 83	36	H	UCF	67 65	56	H	Penn	76 72	149	N	North Carolina	58 71	
4	N	UConn	61 94	37	H	FGCU	67 93	59	A	Cincinnati	81 86	168	A	Wichita St.	70 72	
				47	A	Bucknell	72 61	65	A	South Fla.	51 99	168	H	Wichita St.	75 85	
								65	H	South Fla.	69 66	173	A	Tulane	50 53	
								82	H	Villanova	74 69	193	A	Towson	74 59	
												195	A	La Salle	72 69	
												197	H	Memphis	78 64	
												215	A	Houston	61 58	
												215	H	Houston	76 75	
												227	H	Fairfield	77 59	
												228	H	SMU	85 62	
												236	A	Saint Joseph's	63 67	
												242	A	East Carolina	50 56	
												242	N	East Carolina	67 57	
												260	A	Tulsa	74 65	
												260	H	Tulsa	64 68	
												268	H	Xavier	78 65	
LAST 10 Division I																
		4 N UConn	61 94			242 A East Carolina	50 56									
		242 N East Carolina	67 57			197 H Memphis	78 64									
		173 A Tulane	50 53			215 H Houston	76 75									
		260 H Tulsa	64 68			65 A South Fla.	51 99									
		36 A UCF	64 67			168 H Wichita St.	75 85									

Non-Div I Games:

Temple

## Tennessee

Through Games Of March 8, 2020

Average RPI Win:	199	WON-LOST	WINNING	LAST 10	STRENGTH OF	OPP. STRENGTH	TEAM	ADJ.	CONF.	ADJ CONF.
Average RPI Loss:	20	RECORD	PCT. RANK	GAMES	SCHEDULE	OF SCHEDULE	RPI	RPI	RPI	RPI
DIV. I ONLY	21- 10	70	4-6	120	49	64	64	4	4	
DIV. I NON-CONF.	10- 3	57	0	263	140	103	103	5	5	
TOTALS	RPI 1-25	RPI 26-50	W-L RECORDS	RPI 51-100	RPI 101-150	RPI 150+				
21- 10	0- 7	1- 3	OVERALL	2- 0	5- 0	13- 0				
13- 3	0- 2	1- 1	HOME	2- 0	1- 0	9- 0				
7- 6	0- 4	0- 2	AWAY	0- 0	4- 0	3- 0				
1- 1	0- 1	0- 0	NEUTRAL	0- 0	0- 0	1- 0				
10- 3	0- 2	0- 1	NON-CONFERENCE	0- 0	1- 0	9- 0				
7- 1	0- 0	0- 1	HOME	0- 0	0- 0	7- 0				
3- 2	0- 2	0- 0	AWAY	0- 0	1- 0	2- 0				
0- 0	0- 0	0- 0	NEUTRAL	0- 0	0- 0	0- 0				
11- 7	0- 5	1- 2	CONFERENCE	2- 0	4- 0	4- 0				
6- 2	0- 2	1- 0	HOME	2- 0	1- 0	2- 0				
4- 4	0- 2	0- 2	AWAY	0- 0	3- 0	1- 0				
1- 1	0- 1	0- 0	NEUTRAL	0- 0	0- 0	1- 0				

RPI	S	Opponent	Score	RPI	S	Opponent	Score	RPI	S	Opponent	Score	RPI	S	Opponent	Score
1	A	South Carolina	48 69	28	A	Arkansas	75 83	66	H	Georgia	73 56	112	A	Auburn	56 55
4	A	UConn	45 60	35	A	LSU	65 75	72	H	Alabama	65 63	122	A	Notre Dame	74 63
6	A	Stanford	51 78	35	H	LSU	63 58					127	A	Vanderbilt	78 69
11	H	Mississippi St.	55 72	43	H	Texas	60 66					127	H	Vanderbilt	67 63
21	H	Texas A&M	71 73									139	A	Florida	78 50
23	A	Kentucky	76 80									177	H	Missouri	77 66
23	N	Kentucky	65 86									177	N	Missouri	64 51
												194	A	Portland St.	88 61
												224	H	Stetson	73 46
												237	H	Central Ark.	63 36
												263	H	Howard	88 38
												270	H	Air Force	81 54
												287	A	ETSU	72 68
												292	H	Colorado St.	79 41
												299	A	Ole Miss	84 28
												299	H	Ole Miss	77 66
												329	H	Ark.-Pine Bluff	92 51
												334	H	Tennessee St.	73 43
LAST 10 Division I															
23	N	Kentucky	65 86	28	A	Arkansas	75 83								
177	N	Missouri	64 51	21	H	Texas A&M	71 73								
112	A	Auburn	56 55	35	A	LSU	65 75								
299	H	Ole Miss	77 66	11	H	Mississippi St.	55 72								
127	H	Vanderbilt	67 63	1	A	South Carolina	48 69								

Non-Div I Games:

Tennessee

■ Loss, 
 ■ Non-Conf, 
 ■ S Site, 
 ■ H Home 
 ■ A Away 
 N Neutral

## Tennessee St.

Through Games Of March 8, 2020

Average RPI Win:	265	WON-LOST	WINNING	LAST 10	STRENGTH OF	OPP. STRENGTH	TEAM	ADJ.	CONF.	ADJ CONF.
Average RPI Loss:	184	RECORD	PCT. RANK	GAMES	SCHEDULE	OF SCHEDULE	RPI	RPI	RPI	RPI
DIV. I ONLY	2- 24	346	2-8	209	257	334	334	20	20	
DIV. I NON-CONF.	0- 8	338	0	140	223	327	327	23	23	
TOTALS	RPI 1-25	RPI 26-50	W-L RECORDS	RPI 51-100	RPI 101-150	RPI 150+				
2- 24	0- 0	0- 2	OVERALL	0- 4	0- 3	2- 15				
1- 13	0- 0	0- 0	HOME	0- 1	0- 3	1- 9				
1- 11	0- 0	0- 2	AWAY	0- 3	0- 0	1- 6				
0- 0	0- 0	0- 0	NEUTRAL	0- 0	0- 0	0- 0				
0- 8	0- 0	0- 1	NON-CONFERENCE	0- 1	0- 3	0- 3				
0- 5	0- 0	0- 0	HOME	0- 0	0- 3	0- 2				
0- 3	0- 0	0- 1	AWAY	0- 1	0- 0	0- 1				
0- 0	0- 0	0- 0	NEUTRAL	0- 0	0- 0	0- 0				
2- 16	0- 0	0- 1	CONFERENCE	0- 3	0- 0	2- 12				
1- 8	0- 0	0- 0	HOME	0- 1	0- 0	1- 7				
1- 8	0- 0	0- 1	AWAY	0- 2	0- 0	1- 5				
0- 0	0- 0	0- 0	NEUTRAL	0- 0	0- 0	0- 0				

RPI S	Opponent	Score	RPI S	Opponent	Score	RPI S	Opponent	Score	RPI S	Opponent	Score	Team's RPI: 334
27	A Arizona	42 77	48	A UT Martin	71 88	55	A Belmont	58 70	117	H Columbia	65 75	
						55	H Belmont	51 84	127	H Vanderbilt	55 106	
						64	A Tennessee	43 73	137	H North Ala.	63 88	
						87	A Southeast Mo. St.	54 83	174	A Austin Peay	58 76	
									174	H Austin Peay	55 87	
									198	H Eastern Ill.	52 73	
									206	A Tennessee Tech	47 88	
									206	H Tennessee Tech	69 81	
									238	A South Alabama	48 70	
									239	A Murray St.	62 100	
									239	H Murray St.	96 81	
									246	H Lipscomb	64 74	
									247	A Jacksonville St.	48 70	
									247	H Jacksonville St.	45 63	
									283	A Morehead St.	60 69	
									283	H Morehead St.	47 84	
									290	A Eastern Ky.	67 64	
									290	H Eastern Ky.	55 61	
									322	H Alcorn	57 62	
									338	H SIUE	63 76	
LAST 10 Division I												
55	H Belmont	51 84	55	A Belmont	58 70							
247	H Jacksonville St.	45 63	239	H Murray St.	96 81							
283	A Morehead St.	60 69	174	H Austin Peay	55 87							
290	A Eastern Ky.	67 64	206	A Tennessee Tech	47 88							
206	H Tennessee Tech	69 81	247	A Jacksonville St.	48 70							

Non-Div I Games: Wilberforce 83 65 Fisk 91 50

Tennessee St.

Loss, Non-Conf, S Site, H Home A Away N Neutral



## Tennessee Tech

Through Games Of March 8, 2020

Average RPI Win:	279	WON-LOST	WINNING	LAST 10	STRENGTH OF	OPP. STRENGTH	TEAM	ADJ.	CONF.	ADJ CONF.
Average RPI Loss:	109	RECORD	PCT. RANK	GAMES	SCHEDULE	OF SCHEDULE	RPI	RPI	RPI	RPI
DIV. I ONLY	15- 13	153	2-8	306	202	206	206	20	20	
DIV. I NON-CONF.	5- 4	140	0	344	115	234	234	23	23	
TOTALS	RPI 1-25	RPI 26-50	W-L RECORDS	RPI 51-100	RPI 101-150	RPI 150+				
15- 13	0- 0	0- 3	OVERALL	0- 5	0- 2	15- 3				
7- 4	0- 0	0- 1	HOME	0- 2	0- 0	7- 1				
7- 7	0- 0	0- 2	AWAY	0- 2	0- 2	7- 1				
1- 2	0- 0	0- 0	NEUTRAL	0- 1	0- 0	1- 1				
5- 4	0- 0	0- 1	NON-CONFERENCE	0- 0	0- 2	5- 1				
2- 0	0- 0	0- 0	HOME	0- 0	0- 0	2- 0				
2- 3	0- 0	0- 1	AWAY	0- 0	0- 2	2- 0				
1- 1	0- 0	0- 0	NEUTRAL	0- 0	0- 0	1- 1				
10- 9	0- 0	0- 2	CONFERENCE	0- 5	0- 0	10- 2				
5- 4	0- 0	0- 1	HOME	0- 2	0- 0	5- 1				
5- 4	0- 0	0- 1	AWAY	0- 2	0- 0	5- 1				
0- 1	0- 0	0- 0	NEUTRAL	0- 1	0- 0	0- 0				

RPI S	Opponent	Score	RPI S	Opponent	Score	RPI S	Opponent	Score	RPI S	Opponent	Score	Team's RPI: 206
46	A Middle Tenn.	58 64	48	A UT Martin	62 71	55	A Belmont	52 68	107	A Southern Ill.	65 76	
48	A UT Martin	65 86	48	H UT Martin	65 86	55	H Belmont	47 59	127	A Vanderbilt	61 75	
						87	A Southeast Mo. St.	72 87	151	A Samford	72 57	
						87	H Southeast Mo. St.	59 72	171	N Northern Ill.	74 82	
						87	N Southeast Mo. St.	81 82	174	H Austin Peay	58 49	
									198	A Eastern Ill.	75 62	
									239	H Murray St.	77 72	
									246	H Lipscomb	78 58	
									247	A Jacksonville St.	61 64	
									247	H Jacksonville St.	50 66	
									283	A Morehead St.	75 55	
									283	H Morehead St.	82 75	
									290	A Eastern Ky.	60 42	
									290	H Eastern Ky.	87 82	
									332	N Detroit Mercy	69 47	
									334	A Tennessee St.	81 69	
									334	H Tennessee St.	88 47	
									338	A SIUE	65 50	
									342	A Western Caro.	62 58	
									348	H La.-Monroe	75 68	
LAST 10 Division I												
87	N Southeast Mo. St.	81 82	334	A Tennessee St.	81 69							
247	A Jacksonville St.	61 64	247	H Jacksonville St.	50 66							
55	A Belmont	52 68	87	A Southeast Mo. St.	72 87							
87	H Southeast Mo. St.	59 72	48	A UT Martin	62 71							
48	H UT Martin	65 86	334	H Tennessee St.	88 47							

Non-Div I Games: Tenn. Wesleyan 94 45 Cumberland (TN) 88 51

Tennessee Tech

Loss, Non-Conf, S Site, H Home A Away N Neutral

Average RPI Win:	132	WON-LOST	WINNING	LAST 10	STRENGTH OF	OPP. STRENGTH	TEAM	ADJ.	CONF.	ADJ CONF.
Average RPI Loss:	60	RECORD	PCT. RANK	GAMES	SCHEDULE	OF SCHEDULE	RPI	RPI	RPI	RPI
DIV. I ONLY	19- 11	91	5-5	23	34	43	43	3	3	
DIV. I NON-CONF.	8- 4	90	0	102	117	91	91	3	3	
TOTALS	RPI 1-25	RPI 26-50	W-L RECORDS	RPI 51-100	RPI 101-150	RPI 150+				
19- 11	2- 4	1- 2	OVERALL	8- 3	3- 1	5- 1				
11- 5	1- 2	0- 2	HOME	4- 1	2- 0	4- 0				
7- 5	1- 1	1- 0	AWAY	4- 2	1- 1	0- 1				
1- 1	0- 1	0- 0	NEUTRAL	0- 0	0- 0	1- 0				
8- 4	1- 1	0- 1	NON-CONFERENCE	2- 1	0- 0	5- 1				
6- 1	1- 0	0- 1	HOME	1- 0	0- 0	4- 0				
1- 2	0- 0	0- 0	AWAY	1- 1	0- 0	0- 1				
1- 1	0- 1	0- 0	NEUTRAL	0- 0	0- 0	1- 0				
11- 7	1- 3	1- 1	CONFERENCE	6- 2	3- 1	0- 0				
5- 4	0- 2	0- 1	HOME	3- 1	2- 0	0- 0				
6- 3	1- 1	1- 0	AWAY	3- 1	1- 1	0- 0				
0- 0	0- 0	0- 0	NEUTRAL	0- 0	0- 0	0- 0				

RPI	S	Opponent	Score	RPI	S	Opponent	Score	Team's RPI: 43	RPI	S	Opponent	Score	RPI	S	Opponent	Score
5	A	Baylor	53 69	27	H	Arizona	58 83		64	A	Tennessee	66 60	131	A	Kansas	67 82
5	H	Baylor	44 64	39	A	Iowa St.	81 75		65	A	South Fla.	57 64	131	H	Kansas	85 77
6	H	Stanford	69 64	39	H	Iowa St.	51 69		68	A	Oklahoma St.	61 56	134	A	Texas Tech	81 66
16	N	NC State	73 84						68	H	Oklahoma St.	63 52	134	H	Texas Tech	92 66
19	A	TCU	77 67						70	A	West Virginia	63 68	210	A	Hawaii	60 73
19	H	TCU	63 65						70	H	West Virginia	50 44	232	H	Southern U.	93 39
									75	A	Kansas St.	71 63	235	N	North Texas	63 57
									75	H	Kansas St.	54 60	300	H	UTRGV	85 69
									85	H	Ohio	73 60	321	H	UTSA	84 53
									92	A	Oklahoma	70 53	336	H	Northwestern St.	91 49
									92	H	Oklahoma	86 76				
LAST 10 Division I																
68	H	Oklahoma St.	63 52	70	H	West Virginia	50 44									
5	A	Baylor	53 69	131	A	Kansas	67 82									
92	H	Oklahoma	86 76	39	H	Iowa St.	51 69									
19	A	TCU	77 67	134	A	Texas Tech	81 66									
75	H	Kansas St.	54 60	5	H	Baylor	44 64									

Non-Div I Games:

Texas

■ Loss, 
 ■ Non-Conf, 
 ■ S Site, 
 ■ H Home 
 ■ A Away 
 N Neutral

Average RPI Win: 117		WON-LOST	WINNING	LAST 10	STRENGTH OF	OPP. STRENGTH	TEAM	ADJ.	CONF.	ADJ CONF.
Average RPI Loss: 30		RECORD	PCT. RANK	GAMES	SCHEDULE	OF SCHEDULE	RPI	RPI	RPI	RPI
DIV. I ONLY		22- 8	46	5-5	17	16	21	21	4	4
DIV. I NON-CONF.		12- 1	10	0	35	28	7	7	5	5
TOTALS		RPI 1-25	RPI 26-50		W-L RECORDS		RPI 51-100	RPI 101-150	RPI 150+	
22- 8	1- 3	2- 4		OVERALL		10- 1	3- 0	6- 0		
14- 2	1- 0	1- 1		HOME		3- 1	3- 0	6- 0		
6- 4	0- 3	1- 1		AWAY		5- 0	0- 0	0- 0		
2- 2	0- 0	0- 2		NEUTRAL		2- 0	0- 0	0- 0		
12- 1	1- 0	1- 1		NON-CONFERENCE		6- 0	0- 0	4- 0		
8- 0	1- 0	1- 0		HOME		2- 0	0- 0	4- 0		
2- 0	0- 0	0- 0		AWAY		2- 0	0- 0	0- 0		
2- 1	0- 0	0- 1		NEUTRAL		2- 0	0- 0	0- 0		
10- 7	0- 3	1- 3		CONFERENCE		4- 1	3- 0	2- 0		
6- 2	0- 0	0- 1		HOME		1- 1	3- 0	2- 0		
4- 4	0- 3	1- 1		AWAY		3- 0	0- 0	0- 0		
0- 1	0- 0	0- 1		NEUTRAL		0- 0	0- 0	0- 0		

RPI	S	Opponent	Score	RPI	S	Opponent	Score	RPI	S	Opponent	Score	RPI	S	Opponent	Score
1	A	South Carolina	52 60	26	H	Duke	79 58	54	A	Rice	62 61	112	H	Auburn	84 54
11	A	Mississippi St.	57 69	28	A	Arkansas	84 77	63	N	Montana St.	78 67	127	H	Vanderbilt	74 53
19	H	TCU	70 68	28	N	Arkansas	66 67	64	A	Tennessee	73 71	139	H	Florida	69 42
23	A	Kentucky	54 76	31	N	Florida St.	58 80	66	A	Georgia	64 47	177	H	Missouri	72 53
				35	A	LSU	58 59	66	H	Georgia	64 63	208	H	Little Rock	78 35
				35	H	LSU	54 57	68	H	Oklahoma St.	74 62	215	H	Houston	72 43
								72	A	Alabama	79 74	237	H	Central Ark.	76 46
								72	H	Alabama	63 76	299	H	Ole Miss	79 35
								77	H	A&M-Corpus Christi	85 48	302	H	Prairie View	80 38
								79	N	Georgia Tech	60 48				
								81	A	Southern California	74 64				
LAST 10 Division I															
				28	N	Arkansas	66 67	64	A	Tennessee	73 71				
				1	A	South Carolina	52 60	127	H	Vanderbilt	74 53				
				72	H	Alabama	63 76	11	A	Mississippi St.	57 69				
				112	H	Auburn	84 54	35	A	LSU	58 59				
				66	A	Georgia	64 47	66	H	Georgia	64 63				

Non-Div I Games:

Texas A&amp;M

## Texas Southern

Through Games Of March 8, 2020

Average RPI Win:	273	WON-LOST	WINNING	LAST 10	STRENGTH OF	OPP. STRENGTH	TEAM	ADJ.	CONF.	ADJ CONF.
Average RPI Loss:	120	RECORD	PCT. RANK	GAMES	SCHEDULE	OF SCHEDULE	RPI	RPI	RPI	RPI
DIV. I ONLY	19- 10	77	7-3	261	316	132	132	32	32	
DIV. I NON-CONF.	5- 6	187	0	20	23	46	46	31	31	
TOTALS	RPI 1-25	RPI 26-50	W-L RECORDS	RPI 51-100	RPI 101-150	RPI 150+				
19- 10	0- 2	0- 1	OVERALL	1- 1	1- 2	17- 4				
9- 1	0- 0	0- 0	HOME	1- 0	0- 0	8- 1				
10- 7	0- 2	0- 1	AWAY	0- 1	1- 0	9- 3				
0- 2	0- 0	0- 0	NEUTRAL	0- 0	0- 2	0- 0				
5- 6	0- 2	0- 1	NON-CONFERENCE	1- 1	1- 2	3- 0				
1- 0	0- 0	0- 0	HOME	1- 0	0- 0	0- 0				
4- 4	0- 2	0- 1	AWAY	0- 1	1- 0	3- 0				
0- 2	0- 0	0- 0	NEUTRAL	0- 0	0- 2	0- 0				
14- 4	0- 0	0- 0	CONFERENCE	0- 0	0- 0	14- 4				
8- 1	0- 0	0- 0	HOME	0- 0	0- 0	8- 1				
6- 3	0- 0	0- 0	AWAY	0- 0	0- 0	6- 3				
0- 0	0- 0	0- 0	NEUTRAL	0- 0	0- 0	0- 0				

RPI 1-25				RPI 26-50				RPI 51-100				RPI 101+ Team's RPI: 132			
RPI	S	Opponent	Score	RPI	S	Opponent	Score	RPI	S	Opponent	Score	RPI	S	Opponent	Score
2	A	Oregon	63 99	39	A	Iowa St.	59 79	54	H	Rice	63 56	101	N	UAB	68 84
9	A	Gonzaga	45 80					94	A	Colorado	50 74	102	A	UT Arlington	74 63
												105	N	Utah	52 61
												156	A	Jackson St.	79 81
												156	H	Jackson St.	61 72
												173	A	Tulane	72 62
												210	A	Hawaii	74 57
												232	A	Southern U.	56 59
												232	H	Southern U.	61 56
												233	A	Alabama A&M	65 58
												233	H	Alabama A&M	79 76
												300	A	UTRGV	71 44
												302	A	Prairie View	47 50
												302	H	Prairie View	88 65
												322	A	Alcorn	81 67
												322	H	Alcorn	105 70
												326	A	Alabama St.	81 54
												326	H	Alabama St.	88 59
												329	A	Ark.-Pine Bluff	77 46
												329	H	Ark.-Pine Bluff	78 77
												344	A	Grambling	89 85
												344	H	Grambling	85 62
												351	A	Mississippi Val.	86 79
												351	H	Mississippi Val.	88 58
LAST 10 Division I															
322	A	Alcorn	81 67	351	A	Mississippi Val.	86 79								
232	A	Southern U.	56 59	344	H	Grambling	85 62								
326	H	Alabama St.	88 59	156	H	Jackson St.	61 72								
233	H	Alabama A&M	79 76	302	A	Prairie View	47 50								
329	A	Ark.-Pine Bluff	77 46	326	A	Alabama St.	81 54								

Non-Div I Games:

Texas Southern

■ Loss, 
 ■ Non-Conf, 
 ■ S Site, 
 ■ Home 
 ■ Away 
 N Neutral

Average RPI Win:	233	WON-LOST	WINNING	LAST 10	STRENGTH OF	OPP. STRENGTH	TEAM	ADJ.	CONF.	ADJ CONF.
Average RPI Loss:	173	RECORD	PCT. RANK	GAMES	SCHEDULE	OF SCHEDULE	RPI	RPI	RPI	RPI
DIV. I ONLY	11- 16	229	6-4	228	245	249	249	21	21	
DIV. I NON-CONF.	5- 4	140	0	181	257	131	131	19	19	
TOTALS	RPI 1-25	RPI 26-50	W-L RECORDS	RPI 51-100	RPI 101-150	RPI 150+				
11- 16	0- 1	0- 1	OVERALL	1- 2	1- 2	9- 10				
7- 6	0- 0	0- 0	HOME	1- 1	1- 0	5- 5				
4- 10	0- 1	0- 1	AWAY	0- 1	0- 2	4- 5				
0- 0	0- 0	0- 0	NEUTRAL	0- 0	0- 0	0- 0				
5- 4	0- 1	0- 0	NON-CONFERENCE	1- 0	0- 1	4- 2				
4- 0	0- 0	0- 0	HOME	1- 0	0- 0	3- 0				
1- 4	0- 1	0- 0	AWAY	0- 0	0- 1	1- 2				
0- 0	0- 0	0- 0	NEUTRAL	0- 0	0- 0	0- 0				
6- 12	0- 0	0- 1	CONFERENCE	0- 2	1- 1	5- 8				
3- 6	0- 0	0- 0	HOME	0- 1	1- 0	2- 5				
3- 6	0- 0	0- 1	AWAY	0- 1	0- 1	3- 3				
0- 0	0- 0	0- 0	NEUTRAL	0- 0	0- 0	0- 0				

RPI 1-25				RPI 26-50				RPI 51-100				RPI 101+				Team's RPI: 249	
RPI	S	Opponent	Score	RPI	S	Opponent	Score	RPI	S	Opponent	Score	RPI	S	Opponent	Score		
19	A	TCU	52 79	44	A	Troy	50 84	77	H	A&M-Corpus Christi	57 48	102	A	UT Arlington	49 69		
								96	A	Coastal Caro.	67 75	102	H	UT Arlington	72 55		
								96	H	Coastal Caro.	59 69	131	A	Kansas	48 68		
												167	A	Dartmouth	61 51		
												170	H	New Orleans	51 49		
												190	A	Louisiana	64 70		
												190	H	Louisiana	67 73		
												203	A	Oral Roberts	57 63		
												208	A	Little Rock	50 47		
												208	H	Little Rock	66 78		
												214	A	Appalachian St.	65 73		
												214	H	Appalachian St.	47 59		
												231	A	Morgan St.	62 72		
												238	A	South Alabama	76 78		
												244	A	Arkansas St.	83 69		
												244	H	Arkansas St.	53 56		
												288	H	Ga. Southern	72 68		
												316	H	Georgia St.	67 62		
												321	H	UTSA	74 69		
												322	H	Alcorn	67 59		
												348	A	La.-Monroe	59 53		
												348	H	La.-Monroe	55 58		
LAST 10 Division I																	
190	A	Louisiana	64 70	244	A	Arkansas St.	83 69										
348	A	La.-Monroe	59 53	208	A	Little Rock	50 47										
316	H	Georgia St.	67 62	214	H	Appalachian St.	47 59										
288	H	Ga. Southern	72 68	96	H	Coastal Caro.	59 69										
102	A	UT Arlington	49 69	102	H	UT Arlington	72 55										

Non-Div I Games: Texas Lutheran 72 31 Tex. Permian Basin 83 45

Texas St.

Loss, Non-Conf, S Site, H Home A Away N Neutral

Average RPI Win:	203	WON-LOST	WINNING	LAST 10	STRENGTH OF	OPP. STRENGTH	TEAM	ADJ.	CONF.	ADJ CONF.
Average RPI Loss:	57	RECORD	PCT. RANK	GAMES	SCHEDULE	OF SCHEDULE	RPI	RPI	RPI	RPI
DIV. I ONLY	18- 11	99	4-6	194	67	134	134	3	3	
DIV. I NON-CONF.	11- 0	1	0	350	344	163	163	3	3	
TOTALS	RPI 1-25	RPI 26-50	W-L RECORDS	RPI 51-100	RPI 101-150	RPI 150+				
18- 11	2- 2	1- 3	OVERALL	3- 5	3- 1	9- 0				
13- 5	1- 1	0- 2	HOME	2- 2	2- 0	8- 0				
4- 6	1- 1	1- 1	AWAY	1- 3	1- 1	0- 0				
1- 0	0- 0	0- 0	NEUTRAL	0- 0	0- 0	1- 0				
11- 0	0- 0	0- 0	NON-CONFERENCE	0- 0	2- 0	9- 0				
9- 0	0- 0	0- 0	HOME	0- 0	1- 0	8- 0				
1- 0	0- 0	0- 0	AWAY	0- 0	1- 0	0- 0				
1- 0	0- 0	0- 0	NEUTRAL	0- 0	0- 0	1- 0				
7- 11	2- 2	1- 3	CONFERENCE	3- 5	1- 1	0- 0				
4- 5	1- 1	0- 2	HOME	2- 2	1- 0	0- 0				
3- 6	1- 1	1- 1	AWAY	1- 3	0- 1	0- 0				
0- 0	0- 0	0- 0	NEUTRAL	0- 0	0- 0	0- 0				

RPI 1-25				RPI 26-50				RPI 51-100				RPI 101+ Team's RPI: 134			
RPI	S	Opponent	Score	RPI	S	Opponent	Score	RPI	S	Opponent	Score	RPI	S	Opponent	Score
5	A	Baylor	79 87	39	A	Iowa St.	77 74	68	A	Oklahoma St.	58 74	113	A	San Diego	64 60
5	H	Baylor	62 77	39	H	Iowa St.	66 96	68	H	Oklahoma St.	109 79	131	A	Kansas	50 67
19	A	TCU	80 76	43	A	Texas	66 92	70	A	West Virginia	60 67	131	H	Kansas	89 72
19	H	TCU	87 83	43	H	Texas	66 81	70	H	West Virginia	69 71	147	H	Sam Houston St.	99 57
								75	A	Kansas St.	70 84	299	H	Ole Miss	84 48
								75	H	Kansas St.	72 76	302	H	Prairie View	82 48
								92	A	Oklahoma	106 94	315	H	Houston Baptist	59 51
								92	H	Oklahoma	89 84	321	H	UTSA	115 58
												329	H	Ark.-Pine Bluff	81 55
												336	H	Northwestern St.	79 49
												339	H	Florida A&M	98 60
												340	N	Purdue Fort Wayne	82 48
												348	H	La.-Monroe	83 38
LAST 10 Division I															
92	A	Oklahoma	106 94	5	H	Baylor	62 77								
70	H	West Virginia	69 71	70	A	West Virginia	60 67								
19	H	TCU	87 83	131	H	Kansas	89 72								
68	A	Oklahoma St.	58 74	43	H	Texas	66 81								
39	A	Iowa St.	77 74	75	A	Kansas St.	70 84								

Non-Div I Games:

Texas Tech

■ Loss, 
 ■ Non-Conf, 
 ■ S Site, 
 ■ H Home 
 ■ A Away 
 N Neutral

T  
o  
l  
e  
d  
o

T  
o  
l  
e  
d  
o

## Toledo

Page 311

Average RPI Win: <b>226</b>	WON-LOST	WINNING	LAST 10	STRENGTH OF	OPP. STRENGTH	TEAM	ADJ.	CONF.	ADJ CONF.
Average RPI Loss: <b>117</b>	RECORD	PCT. RANK	GAMES	SCHEDULE	OF SCHEDULE	RPI	RPI	RPI	RPI
DIV. I ONLY	<b>13- 15</b>	<b>193</b>	<b>4-6</b>	<b>160</b>	<b>131</b>	<b>193</b>	<b>193</b>	<b>14</b>	<b>14</b>
DIV. I NON-CONF.	<b>4- 6</b>	<b>212</b>	<b>0</b>	<b>162</b>	<b>90</b>	<b>227</b>	<b>227</b>	<b>13</b>	<b>13</b>
TOTALS	RPI 1-25	RPI 26-50	W-L RECORDS	RPI 51-100	RPI 101-150	RPI 150+			
13- 15	0- 1	1- 4	OVERALL	0- 0	1- 5	11- 5			
9- 5	0- 0	1- 1	HOME	0- 0	1- 2	7- 2			
3- 9	0- 0	0- 3	AWAY	0- 0	0- 3	3- 3			
1- 1	0- 1	0- 0	NEUTRAL	0- 0	0- 0	1- 0			
4- 6	0- 1	0- 1	NON-CONFERENCE	0- 0	0- 2	4- 2			
3- 2	0- 0	0- 0	HOME	0- 0	0- 1	3- 1			
0- 3	0- 0	0- 1	AWAY	0- 0	0- 1	0- 1			
1- 1	0- 1	0- 0	NEUTRAL	0- 0	0- 0	1- 0			
9- 9	0- 0	1- 3	CONFERENCE	0- 0	1- 3	7- 3			
6- 3	0- 0	1- 1	HOME	0- 0	1- 1	4- 1			
3- 6	0- 0	0- 2	AWAY	0- 0	0- 2	3- 2			
0- 0	0- 0	0- 0	NEUTRAL	0- 0	0- 0	0- 0			

RPI 1-25				RPI 26-50				RPI 51-100				RPI 101+ Team's RPI: 193			
RPI	S	Opponent	Score	RPI	S	Opponent	Score	RPI	S	Opponent	Score	RPI	S	Opponent	Score
15	N	Iowa	72 100	30	A	James Madison	39 81					104	A	William & Mary	62 66
				30	H	James Madison	76 75					104	H	William & Mary	75 83
				41	A	Drexel	50 59					113	A	San Diego	67 81
				41	H	Drexel	60 63					116	H	Temple	59 74
				49	A	Rutgers	53 67					145	A	Northeastern	63 66
												145	H	Northeastern	81 68
												152	H	Mt. St. Mary's	73 57
												172	A	Elon	52 68
												172	H	Elon	61 74
												186	A	Delaware	62 69
												186	H	Delaware	76 66
												201	H	American	63 60
												220	H	Penn St.	67 73
												243	A	San Diego St.	72 80
												251	H	Marshall	59 56
												254	N	Iona	75 58
												261	A	Col. of Charleston	79 62
												261	H	Col. of Charleston	83 72
												273	A	UNCW	62 41
												273	H	UNCW	78 45
												328	A	Hofstra	71 54
												328	H	Hofstra	84 71
LAST 10 Division I															
				172	A	Elon	52 68					328	A	Hofstra	71 54
				104	A	William & Mary	62 66					261	H	Col. of Charleston	83 72
				41	H	Drexel	60 63					273	H	UNCW	78 45
				186	H	Delaware	76 66					30	A	James Madison	39 81
				145	A	Northeastern	63 66					186	A	Delaware	62 69

Non-Div I Games: Chestnut Hill 86 49

Towson

■ Loss, 
 ■ Non-Conf, S Site, 
 ■ Home 
 ■ Away 
 N Neutral



Average RPI Win:	219	WON-LOST	WINNING	LAST 10	STRENGTH OF	OPP. STRENGTH	TEAM	ADJ.	CONF.	ADJ CONF.
Average RPI Loss:	81	RECORD	PCT. RANK	GAMES	SCHEDULE	OF SCHEDULE	RPI	RPI	RPI	RPI
DIV. I ONLY	23- 4	18	9-1	187	205	44	44	21	21	
DIV. I NON-CONF.	7- 2	53	0	84	80	22	22	19	19	
TOTALS	RPI 1-25	RPI 26-50	W-L RECORDS	RPI 51-100	RPI 101-150	RPI 150+				
23- 4	0- 1	0- 1	OVERALL	2- 1	2- 0	19- 1				
10- 1	0- 0	0- 0	HOME	1- 0	1- 0	8- 1				
11- 3	0- 1	0- 1	AWAY	0- 1	1- 0	10- 0				
2- 0	0- 0	0- 0	NEUTRAL	1- 0	0- 0	1- 0				
7- 2	0- 1	0- 1	NON-CONFERENCE	1- 0	1- 0	5- 0				
2- 0	0- 0	0- 0	HOME	0- 0	0- 0	2- 0				
3- 2	0- 1	0- 1	AWAY	0- 0	1- 0	2- 0				
2- 0	0- 0	0- 0	NEUTRAL	1- 0	0- 0	1- 0				
16- 2	0- 0	0- 0	CONFERENCE	1- 1	1- 0	14- 1				
8- 1	0- 0	0- 0	HOME	1- 0	1- 0	6- 1				
8- 1	0- 0	0- 0	AWAY	0- 1	0- 0	8- 0				
0- 0	0- 0	0- 0	NEUTRAL	0- 0	0- 0	0- 0				

RPI 1-25				RPI 26-50				Team's RPI: 44				RPI 51-100				RPI 101+			
RPI	S	Opponent	Score	RPI	S	Opponent	Score	RPI	S	Opponent	Score	RPI	S	Opponent	Score	RPI	S	Opponent	Score
11	A	Mississippi St.	82 122	26	A	Duke	85 99	96	A	Coastal Caro.	103 124	102	H	UT Arlington	85 69	109	A	Bethune-Cookman	68 62
								96	H	Coastal Caro.	84 77	151	A	Samford	74 65	185	N	Toledo	71 64
								97	N	Kent St.	71 64	190	A	Louisiana	67 64	190	H	Louisiana	73 79
												207	A	Chattanooga	90 51	208	A	Little Rock	70 54
												208	H	Little Rock	77 59	214	A	Appalachian St.	81 61
												214	H	Appalachian St.	84 55	238	A	South Alabama	77 73
												238	H	South Alabama	85 68	244	A	Arkansas St.	91 81
												244	H	Arkansas St.	79 64	247	H	Jacksonville St.	94 64
												249	H	Texas St.	84 50	287	H	ETSU	79 61
												288	A	Ga. Southern	79 69	316	A	Georgia St.	71 57
												348	A	La.-Monroe	72 65	348	H	La.-Monroe	77 65
LAST 10 Division I																			
244	A	Arkansas St.	91 81	214	A	Appalachian St.	81 61	96	A	Coastal Caro.	103 124								
208	A	Little Rock	70 54	190	A	Louisiana	67 64	348	H	La.-Monroe	77 65								
238	A	South Alabama	77 73	238	H	South Alabama	85 68												
244	H	Arkansas St.	79 64																
208	H	Little Rock	77 59																

Non-Div I Games: AUM 72 42 Fort Valley St. 101 52

Troy

## Tulane

Through Games Of March 8, 2020

Average RPI Win: <b>187</b>	WON-LOST	WINNING	LAST 10	STRENGTH OF	OPP. STRENGTH	TEAM	ADJ.	CONF.	ADJ CONF.
Average RPI Loss: <b>107</b>	RECORD	PCT. RANK	GAMES	SCHEDULE	OF SCHEDULE	RPI	RPI	RPI	RPI
DIV. I ONLY	<b>14- 17</b>	<b>199</b>	<b>2-8</b>	<b>98</b>	<b>85</b>	<b>173</b>	<b>173</b>	<b>9</b>	<b>9</b>
DIV. I NON-CONF.	<b>5- 8</b>	<b>221</b>	<b>0</b>	<b>88</b>	<b>111</b>	<b>200</b>	<b>200</b>	<b>9</b>	<b>9</b>
TOTALS	RPI 1-25	RPI 26-50	W-L RECORDS	RPI 51-100	RPI 101-150	RPI 150+			
14- 17	0- 1	1- 2	OVERALL	1- 8	2- 1	10- 5			
8- 9	0- 0	1- 2	HOME	1- 3	1- 1	5- 3			
5- 5	0- 1	0- 0	AWAY	0- 2	1- 0	4- 2			
1- 3	0- 0	0- 0	NEUTRAL	0- 3	0- 0	1- 0			
5- 8	0- 0	0- 2	NON-CONFERENCE	0- 4	1- 1	4- 1			
3- 6	0- 0	0- 2	HOME	0- 2	0- 1	3- 1			
2- 0	0- 0	0- 0	AWAY	0- 0	1- 0	1- 0			
0- 2	0- 0	0- 0	NEUTRAL	0- 2	0- 0	0- 0			
9- 9	0- 1	1- 0	CONFERENCE	1- 4	1- 0	6- 4			
5- 3	0- 0	1- 0	HOME	1- 1	1- 0	2- 2			
3- 5	0- 1	0- 0	AWAY	0- 2	0- 0	3- 2			
1- 1	0- 0	0- 0	NEUTRAL	0- 1	0- 0	1- 0			

RPI	S	Opponent	Score	RPI	S	Opponent	Score	RPI	S	Opponent	Score	RPI	S	Opponent	Score	Team's RPI: 173
4	A	UConn	31 <b>74</b>	35	H	LSU	54 <b>59</b>	59	A	Cincinnati	63 <b>87</b>	116	H	Temple	53 50	
				36	H	UCF	60 59	59	H	Cincinnati	64 59	132	H	Texas Southern	62 <b>72</b>	
				46	H	Middle Tenn.	62 <b>64</b>	60	N	Charlotte	56 <b>60</b>	141	A	Washington	64 62	
								62	N	Boston College	76 <b>89</b>	156	H	Jackson St.	82 46	
								65	A	South Fla.	56 <b>63</b>	168	A	Wichita St.	61 56	
								65	H	South Fla.	43 <b>53</b>	168	H	Wichita St.	68 <b>69</b>	
								65	N	South Fla.	50 <b>64</b>	197	A	Memphis	62 <b>64</b>	
								72	H	Alabama	56 <b>66</b>	197	H	Memphis	59 55	
								94	H	Colorado	52 <b>62</b>	205	A	Southern Miss.	62 58	
												215	H	Houston	60 <b>66</b>	
												228	A	SMU	67 66	
												237	H	Central Ark.	65 38	
												238	H	South Alabama	53 <b>62</b>	
												242	A	East Carolina	50 <b>53</b>	
												260	A	Tulsa	50 46	
												260	H	Tulsa	64 62	
												260	N	Tulsa	67 61	
												288	H	Ga. Southern	56 40	
LAST 10 Division I																
				65	N	South Fla.	50 <b>64</b>	4	A	UConn	31 <b>74</b>					
				260	N	Tulsa	67 61	168	H	Wichita St.	68 <b>69</b>					
				116	H	Temple	53 50	65	H	South Fla.	43 <b>53</b>					
				242	A	East Carolina	50 <b>53</b>	197	A	Memphis	62 <b>64</b>					
				59	A	Cincinnati	63 <b>87</b>	215	H	Houston	60 <b>66</b>					

Non-Div I Games:

Tulane

■ Loss, 
 ■ Non-Conf, 
 ■ S Site, 
 ■ H Home 
 ■ A Away 
 N Neutral

Average RPI Win: <b>228</b>	WON-LOST	WINNING	LAST 10	STRENGTH OF	OPP. STRENGTH	TEAM	ADJ.	CONF.	ADJ CONF.
Average RPI Loss: <b>122</b>	RECORD	PCT. RANK	GAMES	SCHEDULE	OF SCHEDULE	RPI	RPI	RPI	RPI
DIV. I ONLY	9- 21	287	3-7	138	89	260	260	9	9
DIV. I NON-CONF.	5- 8	221	0	115	120	201	201	9	9
TOTALS	RPI 1-25	RPI 26-50	W-L RECORDS	RPI 51-100	RPI 101-150	RPI 150+			
9- 21	0- 2	0- 3	OVERALL	0- 5	1- 1	8- 10			
7- 7	0- 0	0- 1	HOME	0- 3	0- 1	7- 2			
2- 11	0- 1	0- 1	AWAY	0- 2	1- 0	1- 7			
0- 3	0- 1	0- 1	NEUTRAL	0- 0	0- 0	0- 1			
5- 8	0- 1	0- 2	NON-CONFERENCE	0- 3	0- 0	5- 2			
4- 2	0- 0	0- 0	HOME	0- 2	0- 0	4- 0			
1- 4	0- 0	0- 1	AWAY	0- 1	0- 0	1- 2			
0- 2	0- 1	0- 1	NEUTRAL	0- 0	0- 0	0- 0			
4- 13	0- 1	0- 1	CONFERENCE	0- 2	1- 1	3- 8			
3- 5	0- 0	0- 1	HOME	0- 1	0- 1	3- 2			
1- 7	0- 1	0- 0	AWAY	0- 1	1- 0	0- 5			
0- 1	0- 0	0- 0	NEUTRAL	0- 0	0- 0	0- 1			

RPI	S	Opponent	Score	RPI	S	Opponent	Score	RPI	S	Opponent	Score	RPI	S	Opponent	Score	Team's RPI: 260
4	A	UConn	34 <b>92</b>	28	A	Arkansas	41 <b>91</b>	59	A	Cincinnati	53 <b>78</b>	116	A	Temple	68 <b>64</b>	
24	N	Marquette	60 <b>61</b>	29	N	Western Ky.	63 <b>76</b>	65	H	South Fla.	52 <b>68</b>	116	H	Temple	65 <b>74</b>	
				36	H	UCF	49 <b>62</b>	68	H	Oklahoma St.	48 <b>78</b>	168	A	Wichita St.	46 <b>57</b>	
								83	H	SFA	63 <b>67</b>	168	H	Wichita St.	61 <b>70</b>	
								86	A	Abilene Christian	63 <b>73</b>	173	A	Tulane	62 <b>64</b>	
												173	H	Tulane	46 <b>50</b>	
												173	N	Tulane	61 <b>67</b>	
												197	A	Memphis	44 <b>63</b>	
												203	H	Oral Roberts	67 <b>65</b>	
												208	A	Little Rock	51 <b>63</b>	
												215	H	Houston	71 <b>64</b>	
												219	A	UTEP	58 <b>51</b>	
												224	A	Stetson	60 <b>66</b>	
												228	A	SMU	38 <b>57</b>	
												228	H	SMU	65 <b>58</b>	
												242	A	East Carolina	42 <b>59</b>	
												242	H	East Carolina	58 <b>56</b>	
												244	H	Arkansas St.	79 <b>77</b>	
												292	H	Colorado St.	61 <b>55</b>	
												294	H	LMU (CA)	75 <b>56</b>	
LAST 10 Division I																
		173	N	Tulane	61	<b>67</b>		228	H	SMU	65	<b>58</b>				
		215	H	Houston	71	<b>64</b>		59	A	Cincinnati	53	<b>78</b>				
		116	A	Temple	68	<b>64</b>		36	H	UCF	49	<b>62</b>				
		168	H	Wichita St.	61	<b>70</b>		197	A	Memphis	44	<b>63</b>				
		242	A	East Carolina	42	<b>59</b>		173	H	Tulane	46	<b>50</b>				

Non-Div I Games:

Tulsa

Average RPI Win:	205	WON-LOST	WINNING	LAST 10	STRENGTH OF	OPP. STRENGTH	TEAM	ADJ.	CONF.	ADJ CONF.
Average RPI Loss:	96	RECORD	PCT. RANK	GAMES	SCHEDULE	OF SCHEDULE	RPI	RPI	RPI	RPI
DIV. I ONLY	18- 10	85	7-3	133	136	101	101	13	13	
DIV. I NON-CONF.	6- 4	123	0	233	159	167	167	16	16	
TOTALS	RPI 1-25	RPI 26-50	W-L RECORDS	RPI 51-100	RPI 101-150	RPI 150+				
18- 10	0- 0	3- 2	OVERALL	0- 6	2- 0	13- 2				
10- 4	0- 0	1- 1	HOME	0- 3	1- 0	8- 0				
7- 5	0- 0	2- 1	AWAY	0- 2	0- 0	5- 2				
1- 1	0- 0	0- 0	NEUTRAL	0- 1	1- 0	0- 0				
6- 4	0- 0	0- 0	NON-CONFERENCE	0- 3	2- 0	4- 1				
4- 1	0- 0	0- 0	HOME	0- 1	1- 0	3- 0				
1- 2	0- 0	0- 0	AWAY	0- 1	0- 0	1- 1				
1- 1	0- 0	0- 0	NEUTRAL	0- 1	1- 0	0- 0				
12- 6	0- 0	3- 2	CONFERENCE	0- 3	0- 0	9- 1				
6- 3	0- 0	1- 1	HOME	0- 2	0- 0	5- 0				
6- 3	0- 0	2- 1	AWAY	0- 1	0- 0	4- 1				
0- 0	0- 0	0- 0	NEUTRAL	0- 0	0- 0	0- 0				

RPI S	Opponent	Score	RPI S	Opponent	Score	RPI S	Opponent	Score	RPI S	Opponent	Score	Team's RPI: 101
29	A Western Ky.	65 69	54	A Rice	53 64	112	H Auburn	80 75				
33	A Old Dominion	64 61	54	H Rice	65 74	132	N Texas Southern	84 68				
33	H Old Dominion	76 65	60	H Charlotte	75 83	151	H Samford	76 69				
46	A Middle Tenn.	61 59	80	H Boise St.	81 83	197	A Memphis	52 77				
46	H Middle Tenn.	52 62	92	A Oklahoma	75 82	202	H Fla. Atlantic	92 73				
			94	N Colorado	69 77	205	A Southern Miss.	74 68				
						205	H Southern Miss.	90 46				
						219	H UTEP	63 51				
						235	A North Texas	51 50				
						238	H South Alabama	77 61				
						251	A Marshall	56 61				
						264	A Louisiana Tech	71 51				
						310	H FIU	71 58				
						321	A UTSA	87 51				
						321	H UTSA	94 55				
						322	A Alcorn	86 65				
						347	H McNeese	97 70				
LAST 10 Division I												
205	H Southern Miss.	90 46	46	H Middle Tenn.	52 62							
33	A Old Dominion	64 61	235	A North Texas	51 50							
321	A UTSA	87 51	54	A Rice	53 64							
54	H Rice	65 74	219	H UTEP	63 51							
46	A Middle Tenn.	61 59	321	H UTSA	94 55							

Non-Div I Games: Ala.-Huntsville 74 57 Tuskegee 103 60

UAB

Loss, Non-Conf, S Site, H Home A Away N Neutral

Average RPI Win:	<b>249</b>	WON-LOST	WINNING	LAST 10	STRENGTH OF	OPP. STRENGTH	TEAM	ADJ.	CONF.	ADJ CONF.
Average RPI Loss:	<b>172</b>	RECORD	PCT. RANK	GAMES	SCHEDULE	OF SCHEDULE	RPI	RPI	RPI	RPI
DIV. I ONLY	<b>16- 12</b>	<b>130</b>	<b>7-3</b>	<b>232</b>	<b>249</b>	<b>157</b>	<b>157</b>	<b>28</b>	<b>28</b>	
DIV. I NON-CONF.	<b>4- 8</b>	<b>235</b>	<b>0</b>	<b>129</b>	<b>97</b>	<b>215</b>	<b>215</b>	<b>26</b>	<b>26</b>	
TOTALS	RPI 1-25	RPI 26-50	W-L RECORDS	RPI 51-100	RPI 101-150	RPI 150+				
16- 12	0- 1	0- 0	OVERALL	0- 3	1- 0	15- 8				
10- 3	0- 0	0- 0	HOME	0- 0	1- 0	9- 3				
6- 9	0- 1	0- 0	AWAY	0- 3	0- 0	6- 5				
0- 0	0- 0	0- 0	NEUTRAL	0- 0	0- 0	0- 0				
4- 8	0- 1	0- 0	NON-CONFERENCE	0- 3	1- 0	3- 4				
3- 2	0- 0	0- 0	HOME	0- 0	1- 0	2- 2				
1- 6	0- 1	0- 0	AWAY	0- 3	0- 0	1- 2				
0- 0	0- 0	0- 0	NEUTRAL	0- 0	0- 0	0- 0				
12- 4	0- 0	0- 0	CONFERENCE	0- 0	0- 0	12- 4				
7- 1	0- 0	0- 0	HOME	0- 0	0- 0	7- 1				
5- 3	0- 0	0- 0	AWAY	0- 0	0- 0	5- 3				
0- 0	0- 0	0- 0	NEUTRAL	0- 0	0- 0	0- 0				

RPI 1-25				RPI 26-50				RPI 51-100				RPI 101+ Team's RPI: 157			
RPI	S	Opponent	Score	RPI	S	Opponent	Score	RPI	S	Opponent	Score	RPI	S	Opponent	Score
6	A	Stanford	55 67					63	A	Montana St.	65 77	129	H	Boston U.	75 68
								69	A	Fresno St.	65 73	175	A	Pepperdine	67 70
								93	A	Minnesota	67 76	180	A	Northern Ariz.	71 61
												191	H	Santa Clara	61 62
												194	H	Portland St.	70 76
												199	A	Saint Mary's (CA)	74 83
												210	A	Hawaii	65 48
												210	H	Hawaii	62 49
												213	H	San Francisco	79 67
												230	A	Cal St. Fullerton	72 61
												230	H	Cal St. Fullerton	61 71
												245	A	UC Santa Barbara	56 46
												245	H	UC Santa Barbara	66 63
												257	A	UC Irvine	68 73
												257	H	UC Irvine	65 53
												275	A	Long Beach St.	57 66
												275	H	Long Beach St.	57 55
												281	A	CSUN	71 58
												281	H	CSUN	61 39
												305	H	Sacramento St.	77 75
												309	A	Cal Poly	42 36
												309	H	Cal Poly	71 58
												311	A	UC Riverside	70 75
												311	H	UC Riverside	78 69
LAST 10 Division I															
275	A	Long Beach St.	57 66	257	H	UC Irvine	65 53								
281	A	CSUN	71 58	309	H	Cal Poly	71 58								
311	H	UC Riverside	78 69	257	A	UC Irvine	68 73								
210	A	Hawaii	65 48	230	A	Cal St. Fullerton	72 61								
230	H	Cal St. Fullerton	61 71	245	H	UC Santa Barbara	66 63								

Non-Div I Games: William Jessup 96 32

UC Davis

■ Loss, 
 ■ Non-Conf, 
 ■ S Site, 
 ■ Home 
 ■ A Away 
 N Neutral

Average RPI Win: 248		WON-LOST	WINNING	LAST 10	STRENGTH OF	OPP. STRENGTH	TEAM	ADJ.	CONF.	ADJ CONF.
Average RPI Loss: 193		RECORD	PCT. RANK	GAMES	SCHEDULE	OF SCHEDULE	RPI	RPI	RPI	RPI
DIV. I ONLY		12- 17	223	8-2	260	253	257	257	28	28
DIV. I NON-CONF.		3- 10	282	0	202	134	294	294	26	26
TOTALS		RPI 1-25	RPI 26-50	W-L RECORDS	RPI 51-100	RPI 101-150	RPI 150+			
12- 17	0- 1		0- 0	OVERALL	0- 0	1- 4	11- 12			
7- 4	0- 0		0- 0	HOME	0- 0	1- 0	6- 4			
4- 9	0- 1		0- 0	AWAY	0- 0	0- 1	4- 7			
1- 4	0- 0		0- 0	NEUTRAL	0- 0	0- 3	1- 1			
3- 10	0- 1		0- 0	NON-CONFERENCE	0- 0	1- 4	2- 5			
2- 1	0- 0		0- 0	HOME	0- 0	1- 0	1- 1			
0- 5	0- 1		0- 0	AWAY	0- 0	0- 1	0- 3			
1- 4	0- 0		0- 0	NEUTRAL	0- 0	0- 3	1- 1			
9- 7	0- 0		0- 0	CONFERENCE	0- 0	0- 0	9- 7			
5- 3	0- 0		0- 0	HOME	0- 0	0- 0	5- 3			
4- 4	0- 0		0- 0	AWAY	0- 0	0- 0	4- 4			
0- 0	0- 0		0- 0	NEUTRAL	0- 0	0- 0	0- 0			

RPI 1-25					
RPI	S	Opponent	Score		
20	A	Oregon St.	57	86	
RPI 26-50					
RPI	S	Opponent	Score		
RPI 51-100					
RPI	S	Opponent	Score		
RPI 101+					
RPI	S	Opponent	Score		
106	A	Washington St.	59	87	
127	N	Vanderbilt	63	76	
137	N	North Ala.	60	88	
140	N	Davidson	72	78	
146	H	San Jose St.	79	77	
157	A	UC Davis	53	65	
157	H	UC Davis	73	68	
176	A	Southern Utah	68	82	
194	H	Portland St.	61	70	
194	N	Portland St.	83	75	
210	A	Hawaii	70	94	
210	H	Hawaii	72	71	
213	N	San Francisco	61	68	
228	A	SMU	56	59	
230	A	Cal St. Fullerton	68	52	
230	H	Cal St. Fullerton	82	75	
241	A	Denver	75	83	
245	A	UC Santa Barbara	57	67	
245	H	UC Santa Barbara	61	65	
275	A	Long Beach St.	70	61	
275	H	Long Beach St.	46	56	
281	A	CSUN	62	70	
281	H	CSUN	51	56	
294	H	LMU (CA)	80	65	
309	A	Cal Poly	68	57	
309	H	Cal Poly	54	51	
EAST 10 Division I					
230	A	Cal St. Fullerton	68	52	
311	H	UC Riverside	86	76	
210	H	Hawaii	72	71	
309	H	Cal Poly	54	51	
275	A	Long Beach St.	70	61	
157	A	UC Davis	53	65	
230	H	Cal St. Fullerton	82	75	
157	H	UC Davis	73	68	
245	A	UC Santa Barbara	57	67	
311	A	UC Riverside	77	53	

Non-Div I Games:	Westcliff	93	41
------------------	-----------	----	----

UC Irvine

Loss, Non-Conf, S Site, H Home A Away N Neutral

RPI	S	Opponent	Score	
311	A	UC Riverside	77	53
311	H	UC Riverside	86	76

UC Irvine

U  
C  
I  
r  
v  
i  
n  
e

U  
C  
I  
r  
v  
i  
n  
e

## UC Riverside

Through Games Of March 8, 2020

Average RPI Win:	261	WON-LOST	WINNING	LAST 10	STRENGTH OF	OPP. STRENGTH	TEAM	ADJ.	CONF.	ADJ CONF.
Average RPI Loss:	206	RECORD	PCT. RANK	GAMES	SCHEDULE	OF SCHEDULE	RPI	RPI	RPI	RPI
DIV. I ONLY	8- 22	303	2-8	247	279	311	311	28	28	
DIV. I NON-CONF.	4- 10	259	0	178	222	258	258	26	26	
TOTALS	RPI 1-25	RPI 26-50	W-L RECORDS	RPI 51-100	RPI 101-150	RPI 150+				
8- 22	0- 1	0- 1	OVERALL	0- 2	0- 1	8- 17				
6- 7	0- 0	0- 0	HOME	0- 1	0- 0	6- 6				
2- 15	0- 1	0- 1	AWAY	0- 1	0- 1	2- 11				
0- 0	0- 0	0- 0	NEUTRAL	0- 0	0- 0	0- 0				
4- 10	0- 1	0- 1	NON-CONFERENCE	0- 2	0- 1	4- 5				
3- 2	0- 0	0- 0	HOME	0- 1	0- 0	3- 1				
1- 8	0- 1	0- 1	AWAY	0- 1	0- 1	1- 4				
0- 0	0- 0	0- 0	NEUTRAL	0- 0	0- 0	0- 0				
4- 12	0- 0	0- 0	CONFERENCE	0- 0	0- 0	4- 12				
3- 5	0- 0	0- 0	HOME	0- 0	0- 0	3- 5				
1- 7	0- 0	0- 0	AWAY	0- 0	0- 0	1- 7				
0- 0	0- 0	0- 0	NEUTRAL	0- 0	0- 0	0- 0				

RPI 1-25				RPI 26-50				RPI 51-100				RPI 101+ Team's RPI: 311			
RPI	S	Opponent	Score	RPI	S	Opponent	Score	RPI	S	Opponent	Score	RPI	S	Opponent	Score
2	A	Oregon	41 84	27	A	Arizona	27 70	81	H	Southern California	59 76	123	A	California	61 84
								88	A	VCU	51 67	157	A	UC Davis	69 78
												157	H	UC Davis	75 70
												176	A	Southern Utah	68 79
												210	A	Hawaii	57 80
												210	H	Hawaii	59 65
												219	A	UTEP	50 63
												229	A	New Mexico	70 80
												230	A	Cal St. Fullerton	61 71
												230	H	Cal St. Fullerton	45 68
												240	H	CSU Bakersfield	53 52
												245	A	UC Santa Barbara	47 65
												245	H	UC Santa Barbara	66 61
												257	A	UC Irvine	76 86
												257	H	UC Irvine	53 77
												275	A	Long Beach St.	67 73
												275	H	Long Beach St.	58 57
												281	A	CSUN	67 62
												281	H	CSUN	49 74
												284	H	California Baptist	80 64
												289	H	Utah Valley	67 53
												292	A	Colorado St.	40 52
												309	A	Cal Poly	70 75
												309	H	Cal Poly	52 62
												313	A	New Mexico St.	60 58
												327	H	Weber St.	54 64
LAST 10 Division I															
				281	H	CSUN	49 74					309	H	Cal Poly	52 62
				257	A	UC Irvine	76 86					275	H	Long Beach St.	58 57
				157	A	UC Davis	69 78					230	A	Cal St. Fullerton	61 71
				230	H	Cal St. Fullerton	45 68					281	A	CSUN	67 62
				245	A	UC Santa Barbara	47 65					257	H	UC Irvine	53 77

Non-Div I Games:

UC Riverside

■ Loss, 
 ■ Non-Conf, 
 ■ S Site, 
 ■ Home 
 ■ A Away 
 N Neutral



Average RPI Win:	259	WON-LOST	WINNING	LAST 10	STRENGTH OF	OPP. STRENGTH	TEAM	ADJ.	CONF.	ADJ CONF.
Average RPI Loss:	201	RECORD	PCT. RANK	GAMES	SCHEDULE	OF SCHEDULE	RPI	RPI	RPI	RPI
DIV. I ONLY	13- 15	193	6-4	266	311	245	245	28	28	
DIV. I NON-CONF.	4- 8	235	0	186	299	266	266	26	26	
TOTALS	RPI 1-25	RPI 26-50	W-L RECORDS	RPI 51-100	RPI 101-150	RPI 150+				
13- 15	0- 0	0- 1	OVERALL	1- 1	0- 2	12- 11				
8- 5	0- 0	0- 0	HOME	1- 0	0- 2	7- 3				
4- 9	0- 0	0- 1	AWAY	0- 0	0- 0	4- 8				
1- 1	0- 0	0- 0	NEUTRAL	0- 1	0- 0	1- 0				
4- 8	0- 0	0- 1	NON-CONFERENCE	1- 1	0- 2	3- 4				
3- 2	0- 0	0- 0	HOME	1- 0	0- 2	2- 0				
0- 5	0- 0	0- 1	AWAY	0- 0	0- 0	0- 4				
1- 1	0- 0	0- 0	NEUTRAL	0- 1	0- 0	1- 0				
9- 7	0- 0	0- 0	CONFERENCE	0- 0	0- 0	9- 7				
5- 3	0- 0	0- 0	HOME	0- 0	0- 0	5- 3				
4- 4	0- 0	0- 0	AWAY	0- 0	0- 0	4- 4				
0- 0	0- 0	0- 0	NEUTRAL	0- 0	0- 0	0- 0				

RPI S	Opponent	Score	RPI S	Opponent	Score	RPI S	Opponent	Score	RPI S	Opponent	Score	Team's RPI: 245
27	A Arizona	42 61	81	H Southern California	57 46	136	H Pacific	53 63	146	H San Jose St.	70 73	
			83	N SFA	56 67	157	A UC Davis	63 66	157	H UC Davis	46 56	
						199	A Saint Mary's (CA)	43 64	210	A Hawaii	57 56	
						210	H Hawaii	51 63	230	A Cal St. Fullerton	75 66	
						230	H Cal St. Fullerton	68 70	240	A CSU Bakersfield	62 66	
						243	H San Diego St.	64 52	248	A Grand Canyon	57 58	
						257	A UC Irvine	65 61	257	H UC Irvine	67 57	
						275	A Long Beach St.	53 59	275	H Long Beach St.	55 47	
						281	A CSUN	65 55	281	H CSUN	65 60	
						284	A California Baptist	81 85	289	H Utah Valley	59 51	
						309	A Cal Poly	52 56	309	H Cal Poly	52 50	
						311	A UC Riverside	61 66	311	H UC Riverside	65 47	
						349	N Chicago St.	96 65				
LAST 10 Division I												
210	A Hawaii	57 56	281	A CSUN	65 55							
275	H Long Beach St.	55 47	275	A Long Beach St.	53 59							
309	A Cal Poly	52 56	210	H Hawaii	51 63							
311	H UC Riverside	65 47	257	H UC Irvine	67 57							
281	H CSUN	65 60	157	A UC Davis	63 66							

Non-Div I Games: Ottawa (AZ) 72 57

UC Santa Barbara

Loss, Non-Conf, S Site, H Home A Away N Neutral

Average RPI Win:	166	WON-LOST	WINNING	LAST 10	STRENGTH OF	OPP. STRENGTH	TEAM	ADJ.	CONF.	ADJ CONF.
Average RPI Loss:	55	RECORD	PCT. RANK	GAMES	SCHEDULE	OF SCHEDULE	RPI	RPI	RPI	RPI
DIV. I ONLY	20- 10	71	8-2	26	83	36	36	9	9	
DIV. I NON-CONF.	8- 4	90	0	26	96	43	43	9	9	
TOTALS	RPI 1-25	RPI 26-50	W-L RECORDS	RPI 51-100	RPI 101-150	RPI 150+				
20- 10	1- 3	0- 2	OVERALL	4- 3	1- 1	14- 1				
14- 1	1- 1	0- 0	HOME	2- 0	1- 0	10- 0				
5- 6	0- 1	0- 1	AWAY	2- 2	0- 1	3- 1				
1- 3	0- 1	0- 1	NEUTRAL	0- 1	0- 0	1- 0				
8- 4	1- 1	0- 2	NON-CONFERENCE	1- 1	0- 0	6- 0				
7- 0	1- 0	0- 0	HOME	0- 0	0- 0	6- 0				
1- 2	0- 0	0- 1	AWAY	1- 1	0- 0	0- 0				
0- 2	0- 1	0- 1	NEUTRAL	0- 0	0- 0	0- 0				
12- 6	0- 2	0- 0	CONFERENCE	3- 2	1- 1	8- 1				
7- 1	0- 1	0- 0	HOME	2- 0	1- 0	4- 0				
4- 4	0- 1	0- 0	AWAY	1- 1	0- 1	3- 1				
1- 1	0- 0	0- 0	NEUTRAL	0- 1	0- 0	1- 0				

RPI	S	Opponent	Score	RPI	S	Opponent	Score	RPI	S	Opponent	Score	RPI	S	Opponent	Score
4	A	UConn	53 66	30	N	James Madison	43 46	55	A	Belmont	37 72	116	A	Temple	65 67
4	H	UConn	52 59	37	A	FGCU	50 72	59	A	Cincinnati	64 81	116	H	Temple	67 64
13	N	UCLA	56 61					59	H	Cincinnati	49 42	166	H	Wright St.	69 53
18	H	Central Mich.	64 58					59	N	Cincinnati	51 57	168	H	Wichita St.	95 50
								65	A	South Fla.	64 57	168	N	Wichita St.	65 32
								65	H	South Fla.	56 48	173	A	Tulane	59 60
								83	A	SFA	63 57	183	H	Quinnipiac	80 58
												186	H	Delaware	75 49
												197	A	Memphis	67 59
												197	H	Memphis	82 66
												199	H	Saint Mary's (CA)	67 58
												215	A	Houston	67 49
												224	H	Stetson	66 40
												228	H	SMU	67 57
												242	H	East Carolina	91 55
												260	A	Tulsa	62 49
												286	H	Pittsburgh	74 58
LAST 10 Division I															
		59	N	Cincinnati	51	57	4	A	UConn	53	66				
		168	N	Wichita St.	65	32	65	H	South Fla.	56	48				
		168	H	Wichita St.	95	50	59	H	Cincinnati	49	42				
		197	A	Memphis	67	59	215	A	Houston	67	49				
		116	H	Temple	67	64	260	A	Tulsa	62	49				

Non-Div I Games:

UCF

Average RPI Win:	114	WON-LOST	WINNING	LAST 10	STRENGTH OF	OPP. STRENGTH	TEAM	ADJ.	CONF.	ADJ CONF.
Average RPI Loss:	51	RECORD	PCT. RANK	GAMES	SCHEDULE	OF SCHEDULE	RPI	RPI	RPI	RPI
DIV. I ONLY	26- 5	21	7-3	49	8	13	13	1	1	
DIV. I NON-CONF.	11- 0	1	0	192	45	18	18	2	2	
TOTALS	RPI 1-25	RPI 26-50	W-L RECORDS	RPI 51-100	RPI 101-150	RPI 150+				
26- 5	3- 2	4- 1	OVERALL	7- 1	7- 1	5- 0				
14- 1	1- 1	2- 0	HOME	3- 0	4- 0	4- 0				
10- 3	2- 0	1- 1	AWAY	3- 1	3- 1	1- 0				
2- 1	0- 1	1- 0	NEUTRAL	1- 0	0- 0	0- 0				
11- 0	1- 0	1- 0	NON-CONFERENCE	3- 0	1- 0	5- 0				
6- 0	0- 0	0- 0	HOME	1- 0	1- 0	4- 0				
4- 0	1- 0	0- 0	AWAY	2- 0	0- 0	1- 0				
1- 0	0- 0	1- 0	NEUTRAL	0- 0	0- 0	0- 0				
15- 5	2- 2	3- 1	CONFERENCE	4- 1	6- 1	0- 0				
8- 1	1- 1	2- 0	HOME	2- 0	3- 0	0- 0				
6- 3	1- 0	1- 1	AWAY	1- 1	3- 1	0- 0				
1- 1	0- 1	0- 0	NEUTRAL	1- 0	0- 0	0- 0				

RPI 1-25				Team's RPI: 13				RPI 26-50				RPI 51-100				RPI 101+			
RPI	S	Opponent	Score	RPI	S	Opponent	Score	RPI	S	Opponent	Score	RPI	S	Opponent	Score	RPI	S	Opponent	Score
2	H	Oregon	66 80	27	A	Arizona	66 92	52	H	Yale	100 65	105	A	Utah	84 54				
6	A	Stanford	79 69	27	H	Arizona	70 58	66	A	Georgia	59 50	105	H	Utah	77 54				
6	N	Stanford	51 67	36	N	UCF	61 56	76	A	Virginia	73 62	106	A	Washington St.	70 62				
14	A	Indiana	68 58	42	A	Arizona St.	70 61	81	A	Southern California	68 70	106	H	Washington St.	66 50				
20	H	Oregon St.	83 74	42	H	Arizona St.	68 66	81	H	Southern California	83 59	123	A	California	74 70				
								81	N	Southern California	73 66	136	H	Pacific	68 57				
								94	A	Colorado	65 62	141	A	Washington	68 74				
								94	H	Colorado	62 52	141	H	Washington	85 80				
												226	H	Northern Colo.	92 58				
												275	H	Long Beach St.	86 51				
												281	A	CSUN	58 44				
												294	H	LMU (CA)	74 52				
												327	H	Weber St.	85 45				
LAST 10 Division I																			
6	N	Stanford	51 67	106	A	Washington St.	70 62												
81	N	Southern California	73 66	20	H	Oregon St.	83 74												
105	H	Utah	77 54	2	H	Oregon	66 80												
94	H	Colorado	62 52	123	A	California	74 70												
141	A	Washington	68 74	6	A	Stanford	79 69												

Non-Div I Games:

UCLA

Average RPI Win:	116	WON-LOST	WINNING	LAST 10	STRENGTH OF	OPP. STRENGTH	TEAM	ADJ.	CONF.	ADJ CONF.
Average RPI Loss:	3	RECORD	PCT. RANK	GAMES	SCHEDULE	OF SCHEDULE	RPI	RPI	RPI	RPI
DIV. I ONLY	28- 3	7	9-1	21	14	4	4	9	9	
DIV. I NON-CONF.	10- 3	57	0-1	6	1	4	4	9	9	
TOTALS	RPI 1-25	RPI 26-50	W-L RECORDS	RPI 51-100	RPI 101-150	RPI 150+				
28- 3	2- 3	3- 0	OVERALL	9- 0	5- 0	9- 0				
12- 2	0- 2	1- 0	HOME	4- 0	2- 0	5- 0				
13- 1	2- 1	2- 0	AWAY	3- 0	2- 0	4- 0				
3- 0	0- 0	0- 0	NEUTRAL	2- 0	1- 0	0- 0				
10- 3	2- 3	1- 0	NON-CONFERENCE	4- 0	3- 0	0- 0				
4- 2	0- 2	0- 0	HOME	2- 0	2- 0	0- 0				
5- 1	2- 1	1- 0	AWAY	1- 0	1- 0	0- 0				
1- 0	0- 0	0- 0	NEUTRAL	1- 0	0- 0	0- 0				
18- 0	0- 0	2- 0	CONFERENCE	5- 0	2- 0	9- 0				
8- 0	0- 0	1- 0	HOME	2- 0	0- 0	5- 0				
8- 0	0- 0	1- 0	AWAY	2- 0	1- 0	4- 0				
2- 0	0- 0	0- 0	NEUTRAL	1- 0	1- 0	0- 0				

RPI	S	Opponent	Score	RPI	S	Opponent	Score	RPI	S	Opponent	Score	RPI	S	Opponent	Score
1	A	South Carolina	52 70	36	A	UCF	59 52	59	A	Cincinnati	105 58	116	A	Temple	83 54
2	H	Oregon	56 74	36	H	UCF	66 53	59	H	Cincinnati	80 50	116	N	Temple	94 61
5	H	Baylor	58 74	38	A	Dayton	75 37	61	A	Seton Hall	92 78	122	H	Notre Dame	81 57
17	A	Ohio St.	73 62					64	H	Tennessee	60 45	123	H	California	72 61
22	A	DePaul	84 74					65	A	South Fla.	67 47	127	A	Vanderbilt	64 51
								65	H	South Fla.	80 39	168	H	Wichita St.	83 55
								65	N	South Fla.	79 38	173	H	Tulane	74 31
								76	H	Virginia	83 44	197	A	Memphis	68 56
								92	N	Oklahoma	97 53	197	H	Memphis	94 55
												215	A	Houston	92 40
												215	H	Houston	91 51
												228	A	SMU	80 42
												242	A	East Carolina	98 42
												260	H	Tulsa	92 34
LAST 10 Division I															
		65 N South Fla.	79 38			36 H UCF	66 53								
		116 N Temple	94 61			173 H Tulane	74 31								
		65 H South Fla.	80 39			65 A South Fla.	67 47								
		215 A Houston	92 40			1 A South Carolina	52 70								
		59 A Cincinnati	105 58			197 H Memphis	94 55								

Non-Div I Games:

UConn

■ Loss, 
■ Non-Conf, 
■ S Site, 
■ H Home 
■ A Away 
N Neutral

Average RPI Win:	299	WON-LOST	WINNING	LAST 10	STRENGTH OF	OPP. STRENGTH	TEAM	ADJ.	CONF.	ADJ CONF.
Average RPI Loss:	185	RECORD	PCT. RANK	GAMES	SCHEDULE	OF SCHEDULE	RPI	RPI	RPI	RPI
DIV. I ONLY	3- 27	343	1-9	278	252	341	341	22	22	
DIV. I NON-CONF.	1- 10	329	0	309	205	337	337	22	22	
TOTALS	RPI 1-25	RPI 26-50	W-L RECORDS	RPI 51-100	RPI 101-150	RPI 150+				
3- 27	0- 0	0- 1	OVERALL	0- 3	0- 5	3- 18				
2- 12	0- 0	0- 1	HOME	0- 1	0- 2	2- 8				
1- 15	0- 0	0- 0	AWAY	0- 2	0- 3	1- 10				
0- 0	0- 0	0- 0	NEUTRAL	0- 0	0- 0	0- 0				
1- 10	0- 0	0- 1	NON-CONFERENCE	0- 1	0- 3	1- 5				
0- 5	0- 0	0- 1	HOME	0- 0	0- 1	0- 3				
1- 5	0- 0	0- 0	AWAY	0- 1	0- 2	1- 2				
0- 0	0- 0	0- 0	NEUTRAL	0- 0	0- 0	0- 0				
2- 17	0- 0	0- 0	CONFERENCE	0- 2	0- 2	2- 13				
2- 7	0- 0	0- 0	HOME	0- 1	0- 1	2- 5				
0- 10	0- 0	0- 0	AWAY	0- 1	0- 1	0- 8				
0- 0	0- 0	0- 0	NEUTRAL	0- 0	0- 0	0- 0				

RPI S	Opponent	Score	RPI S	Opponent	Score	RPI S	Opponent	Score	RPI S	Opponent	Score	Team's RPI: 341
31	H Florida St.	42 86	75	A Kansas St.	40 84	118	A Green Bay	36 73				
			78	A IUPUI	51 87	118	H Green Bay	49 75				
			78	H IUPUI	49 88	131	A Kansas	50 91				
						135	A Valparaiso	37 63				
						143	H Western Mich.	52 80				
						166	A Wright St.	55 79				
						166	A Wright St.	47 83				
						166	H Wright St.	43 58				
						178	A Northern Ky.	35 78				
						178	H Northern Ky.	46 88				
						181	H Eastern Mich.	59 68				
						189	A Cleveland St.	44 84				
						189	H Cleveland St.	43 83				
						198	H Eastern Ill.	45 80				
						216	A Milwaukee	55 71				
						216	H Milwaukee	60 66				
						225	A Miami (OH)	35 85				
						262	A Youngstown St.	65 77				
						262	H Youngstown St.	59 53				
						276	H Indiana St.	40 61				
						285	A Oakland	46 63				
						285	H Oakland	70 64				
						332	A Detroit Mercy	52 58				
						332	H Detroit Mercy	62 70				
						340	A Purdue Fort Wayne	50 61				
						349	A Chicago St.	73 61				
LAST 10 Division I												
166	A Wright St.	47 83	178	A Northern Ky.	35 78							
78	A IUPUI	51 87	332	A Detroit Mercy	52 58							
216	H Milwaukee	60 66	285	A Oakland	46 63							
118	H Green Bay	49 75	189	H Cleveland St.	43 83							
166	A Wright St.	55 79	262	H Youngstown St.	59 53							

Non-Div I Games:

UIC

■ Loss, 
 ■ Non-Conf, 
 ■ S Site, 
 ■ H Home 
 ■ A Away 
 N Neutral

Average RPI Win:	268	WON-LOST	WINNING	LAST 10	STRENGTH OF	OPP. STRENGTH	TEAM	ADJ.	CONF.	ADJ CONF.
Average RPI Loss:	196	RECORD	PCT. RANK	GAMES	SCHEDULE	OF SCHEDULE	RPI	RPI	RPI	RPI
DIV. I ONLY	9- 18	274	4-6	272	328	297	297	26	26	
DIV. I NON-CONF.	3- 7	252	0	235	331	287	287	27	27	
TOTALS	RPI 1-25	RPI 26-50	W-L RECORDS	RPI 51-100	RPI 101-150	RPI 150+				
9- 18	0- 0	0- 0	OVERALL	0- 3	0- 1	9- 14				
6- 5	0- 0	0- 0	HOME	0- 1	0- 0	6- 4				
3- 11	0- 0	0- 0	AWAY	0- 2	0- 1	3- 8				
0- 2	0- 0	0- 0	NEUTRAL	0- 0	0- 0	0- 2				
3- 7	0- 0	0- 0	NON-CONFERENCE	0- 1	0- 1	3- 5				
2- 1	0- 0	0- 0	HOME	0- 0	0- 0	2- 1				
1- 4	0- 0	0- 0	AWAY	0- 1	0- 1	1- 2				
0- 2	0- 0	0- 0	NEUTRAL	0- 0	0- 0	0- 2				
6- 11	0- 0	0- 0	CONFERENCE	0- 2	0- 0	6- 9				
4- 4	0- 0	0- 0	HOME	0- 1	0- 0	4- 3				
2- 7	0- 0	0- 0	AWAY	0- 1	0- 0	2- 6				
0- 0	0- 0	0- 0	NEUTRAL	0- 0	0- 0	0- 0				

RPI 1-25				RPI 26-50				RPI 51-100				RPI 101+				Team's RPI: 297	
RPI	S	Opponent	Score	RPI	S	Opponent	Score	RPI	S	Opponent	Score	RPI	S	Opponent	Score		
								73	A	Stony Brook	45 57	104	A	William & Mary	48 76		
								73	H	Stony Brook	49 66	152	A	Mt. St. Mary's	61 71		
								100	A	Syracuse	48 82	155	A	Binghamton	58 66		
												155	H	Binghamton	43 61		
												160	A	Maine	74 54		
												160	H	Maine	54 66		
												163	A	Lafayette	65 58		
												195	N	La Salle	58 74		
												212	A	UMass Lowell	58 66		
												212	A	UMass Lowell	64 75		
												212	H	UMass Lowell	65 52		
												222	N	Kennesaw St.	44 59		
												231	H	Morgan St.	65 63		
												263	H	Howard	61 72		
												265	A	New Hampshire	51 56		
												265	H	New Hampshire	63 72		
												304	A	Wagner	60 67		
												307	A	Vermont	58 60		
												307	H	Vermont	54 47		
												314	A	Albany (NY)	51 56		
												314	H	Albany (NY)	54 44		
												335	H	Coppin St.	71 48		
												345	A	Hartford	56 47		
												345	H	Hartford	61 54		
LAST 10 Division I																	
				212	A	UMass Lowell	58 66		265	A	New Hampshire	51 56					
				160	H	Maine	54 66		212	H	UMass Lowell	65 52					
				155	A	Binghamton	58 66		345	A	Hartford	56 47					
				307	H	Vermont	54 47		73	H	Stony Brook	49 66					
				314	H	Albany (NY)	54 44		314	A	Albany (NY)	51 56					

Non-Div I Games: Gettysburg 92 50

UMBC

Loss, Non-Conf, S Site, H Home A Away N Neutral

U  
M  
E  
S

U  
M  
E  
S

UMES

Page 327

[illegible]

Page 328



Average RPI Win:	<b>292</b>	WON-LOST	WINNING	LAST 10	STRENGTH OF	OPP. STRENGTH	TEAM	ADJ.	CONF.	ADJ CONF.
Average RPI Loss:	<b>144</b>	RECORD	PCT. RANK	GAMES	SCHEDULE	OF SCHEDULE	RPI	RPI	RPI	RPI
DIV. I ONLY	<b>16- 15</b>	<b>169</b>	<b>5-5</b>	<b>273</b>	<b>298</b>	<b>212</b>	<b>212</b>	<b>26</b>	<b>26</b>	
DIV. I NON-CONF.	<b>4- 9</b>	<b>250</b>	<b>0</b>	<b>230</b>	<b>301</b>	<b>277</b>	<b>277</b>	<b>27</b>	<b>27</b>	
TOTALS	RPI 1-25	RPI 26-50	W-L RECORDS	RPI 51-100	RPI 101-150	RPI 150+				
16- 15	0- 0	0- 0	OVERALL	0- 4	0- 3	16- 8				
9- 6	0- 0	0- 0	HOME	0- 2	0- 1	9- 3				
7- 9	0- 0	0- 0	AWAY	0- 2	0- 2	7- 5				
0- 0	0- 0	0- 0	NEUTRAL	0- 0	0- 0	0- 0				
4- 9	0- 0	0- 0	NON-CONFERENCE	0- 2	0- 3	4- 4				
2- 4	0- 0	0- 0	HOME	0- 1	0- 1	2- 2				
2- 5	0- 0	0- 0	AWAY	0- 1	0- 2	2- 2				
0- 0	0- 0	0- 0	NEUTRAL	0- 0	0- 0	0- 0				
12- 6	0- 0	0- 0	CONFERENCE	0- 2	0- 0	12- 4				
7- 2	0- 0	0- 0	HOME	0- 1	0- 0	7- 1				
5- 4	0- 0	0- 0	AWAY	0- 1	0- 0	5- 3				
0- 0	0- 0	0- 0	NEUTRAL	0- 0	0- 0	0- 0				

RPI S	Opponent	Score	RPI S	Opponent	Score	RPI S	Opponent	Score	RPI S	Opponent	Score	Team's RPI: 212
						52	H Yale	59 <b>67</b>	111	A Colgate	51 <b>73</b>	
						62	A Boston College	46 <b>89</b>	131	A Kansas	44 <b>79</b>	
						73	A Stony Brook	41 <b>60</b>	150	H Massachusetts	58 <b>74</b>	
						73	H Stony Brook	69 <b>89</b>	155	A Binghamton	66 56	
									155	H Binghamton	58 <b>62</b>	
									160	A Maine	54 <b>67</b>	
									160	A Maine	53 <b>77</b>	
									160	H Maine	66 57	
									167	H Dartmouth	51 <b>62</b>	
									184	A Merrimack	50 <b>73</b>	
									187	A Providence	38 <b>63</b>	
									192	H Cornell	56 <b>70</b>	
									265	A New Hampshire	66 53	
									265	H New Hampshire	58 53	
									297	A UMBC	52 <b>65</b>	
									297	H UMBC	75 64	
									297	H UMBC	66 58	
									303	H Fairleigh Dickinson	61 56	
									307	A Vermont	62 58	
									307	H Vermont	61 47	
									314	A Albany (NY)	78 75	
									314	H Albany (NY)	53 51	
									323	A Bryant	55 35	
									333	H LIU Brooklyn	65 56	
									345	A Hartford	68 63	
									345	H Hartford	64 56	
LAST 10 Division I												
160	A Maine	54 <b>67</b>	345	H Hartford	64 56							
297	H UMBC	66 58	160	A Maine	53 <b>77</b>							
307	A Vermont	62 58	297	A UMBC	52 <b>65</b>							
314	A Albany (NY)	78 75	73	H Stony Brook	69 <b>89</b>							
155	H Binghamton	58 <b>62</b>	265	A New Hampshire	66 53							

Non-Div I Games:

UMass Lowell

■ Loss, 
 ■ Non-Conf, 
 ■ S Site, 
 ■ Home 
 ■ A Away 
 N Neutral

RPI	S	Opponent	Score
346	A	Central Conn. St.	56 54

U  
M  
a  
s  
s  
L  
o  
w  
e  
l  
l

U  
M  
a  
s  
s  
L  
o  
w  
e  
l  
l

UMass Lowell

## UNC Asheville

Through Games Of March 8, 2020

Average RPI Win:	270	WON-LOST	WINNING	LAST 10	STRENGTH OF	OPP. STRENGTH	TEAM	ADJ.	CONF.	ADJ CONF.
Average RPI Loss:	203	RECORD	PCT. RANK	GAMES	SCHEDULE	OF SCHEDULE	RPI	RPI	RPI	RPI
DIV. I ONLY	13- 14	185	3-7	316	329	258	258	25	25	
DIV. I NON-CONF.	4- 3	138	0	338	341	244	244	28	28	
TOTALS	RPI 1-25	RPI 26-50	W-L RECORDS	RPI 51-100	RPI 101-150	RPI 150+				
13- 14	0- 0	0- 0	OVERALL	0- 0	1- 5	12- 9				
6- 6	0- 0	0- 0	HOME	0- 0	1- 2	5- 4				
6- 8	0- 0	0- 0	AWAY	0- 0	0- 3	6- 5				
1- 0	0- 0	0- 0	NEUTRAL	0- 0	0- 0	1- 0				
4- 3	0- 0	0- 0	NON-CONFERENCE	0- 0	0- 2	4- 1				
1- 1	0- 0	0- 0	HOME	0- 0	0- 1	1- 0				
2- 2	0- 0	0- 0	AWAY	0- 0	0- 1	2- 1				
1- 0	0- 0	0- 0	NEUTRAL	0- 0	0- 0	1- 0				
9- 11	0- 0	0- 0	CONFERENCE	0- 0	1- 3	8- 8				
5- 5	0- 0	0- 0	HOME	0- 0	1- 1	4- 4				
4- 6	0- 0	0- 0	AWAY	0- 0	0- 2	4- 4				
0- 0	0- 0	0- 0	NEUTRAL	0- 0	0- 0	0- 0				

RPI 1-25			RPI 26-50			RPI 51-100			RPI 101+			Team's RPI: 258
RPI	S	Opponent	Score	RPI	S	Opponent	Score	RPI	S	Opponent	Score	
								120	A	Miami (FL)	46	75
								133	A	Campbell	52	59
								133	H	Campbell	60	52
								138	A	Hampton	59	68
								138	H	Hampton	66	76
								142	H	UNC Greensboro	40	67
								159	A	Gardner-Webb	55	85
								159	H	Gardner-Webb	59	65
								169	A	Radford	63	50
								169	H	Radford	66	73
								178	A	High Point	62	89
								178	H	High Point	76	60
								232	N	Southern U.	53	34
								271	A	Wofford	38	75
								272	A	Longwood	56	73
								272	H	Longwood	51	54
								282	A	Winthrop	50	43
								282	H	Winthrop	65	55
								287	A	ETSU	72	54
								301	A	Presbyterian	64	48
								301	H	Presbyterian	54	39
								325	A	USC Upstate	68	48
								325	H	USC Upstate	53	45
								342	A	Western Caro.	64	47
								343	A	Charleston So.	54	56
								343	H	Charleston So.	48	60
LAST 10 Division I												
								178	A	High Point	62	89
								169	H	Radford	66	73
								159	A	Gardner-Webb	55	85
								325	H	USC Upstate	53	45
								343	A	Charleston So.	54	56
								282	H	Winthrop	65	55
								301	A	Presbyterian	64	48
								133	A	Campbell	52	59
								272	H	Longwood	51	54
								138	H	Hampton	66	76

Non-Div I Games: Montreat 89 45 Lenoir-Rhyne 68 48

UNC Asheville

Loss, Non-Conf, S Site, H Home A Away N Neutral

RPI	S	Opponent	Score
350	H	South Carolina St.	82 51

U  
N  
C  
A  
s  
h  
e  
v  
i  
l  
l  
e

U  
N  
C  
A  
s  
h  
e  
v  
i  
l  
l  
e

UNC Asheville

UNC Greensboro

Through Games Of March 8, 2020

Average RPI Win:	257	WON-LOST	WINNING	LAST 10	STRENGTH OF	OPP. STRENGTH	TEAM	ADJ.	CONF.	ADJ CONF.
Average RPI Loss:	161	RECORD	PCT. RANK	GAMES	SCHEDULE	OF SCHEDULE	RPI	RPI	RPI	RPI
DIV. I ONLY	20- 9	65	7-3	309	280	142	142	27	27	
DIV. I NON-CONF.	8- 4	90	0	139	311	87	87	21	21	
TOTALS	RPI 1-25	RPI 26-50	W-L RECORDS	RPI 51-100	RPI 101-150	RPI 150+				
20- 9	0- 0	0- 0	OVERALL	1- 1	1- 2	18- 6				
10- 2	0- 0	0- 0	HOME	0- 0	0- 1	10- 1				
8- 6	0- 0	0- 0	AWAY	1- 1	1- 1	6- 4				
2- 1	0- 0	0- 0	NEUTRAL	0- 0	0- 0	2- 1				
8- 4	0- 0	0- 0	NON-CONFERENCE	1- 1	1- 2	6- 1				
4- 1	0- 0	0- 0	HOME	0- 0	0- 1	4- 0				
4- 3	0- 0	0- 0	AWAY	1- 1	1- 1	2- 1				
0- 0	0- 0	0- 0	NEUTRAL	0- 0	0- 0	0- 0				
12- 5	0- 0	0- 0	CONFERENCE	0- 0	0- 0	12- 5				
6- 1	0- 0	0- 0	HOME	0- 0	0- 0	6- 1				
4- 3	0- 0	0- 0	AWAY	0- 0	0- 0	4- 3				
2- 1	0- 0	0- 0	NEUTRAL	0- 0	0- 0	2- 1				

RPI 1-25			RPI 26-50			RPI 51-100			RPI 101+ Team's RPI: 142		
RPI	S	Opponent	Score	RPI	S	Opponent	Score	RPI	S	Opponent	Score
						96 A Coastal Caro.	54 63	115 A Wake Forest		67 65	
						99 A Liberty	58 53	125 H Richmond		62 70	
								133 A Campbell		64 72	
								151 A Samford		57 69	
								151 H Samford		42 56	
								151 N Samford		54 59	
								164 A N.C. A&T		48 57	
								178 H High Point		82 70	
								196 A Furman		59 53	
								196 H Furman		61 53	
								207 A Chattanooga		59 74	
								207 H Chattanooga		49 41	
								214 H Appalachian St.		54 47	
								258 A UNC Asheville		67 40	
								261 A Col. of Charleston		69 56	
								271 A Wofford		61 66	
								271 H Wofford		49 45	
								287 A ETSU		65 45	
								287 H ETSU		63 47	
								287 N ETSU		57 47	
								316 H Georgia St.		64 49	
								318 H UMES		86 48	
								324 A Mercer		60 50	
								324 H Mercer		67 51	
								324 N Mercer		75 73	
								342 A Western Caro.		72 61	
LAST 10 Division I											
						151 N Samford	54 59	196 H Furman		61 53	
						324 N Mercer	75 73	271 H Wofford		49 45	
						287 N ETSU	57 47	342 A Western Caro.		72 61	
						324 A Mercer	60 50	287 A ETSU		65 45	
						151 A Samford	57 69	207 A Chattanooga		59 74	

Non-Div I Games: Erskine 106 44 Concord 80 45 Lenoir-Rhyne 84 59

UNC Greensboro

Loss, Non-Conf, S Site, H Home A Away N Neutral

RPI	S	Opponent	Score
342	H	Western Caro.	54 43

U  
N  
C  
G  
r  
e  
e  
n  
s  
b  
o  
r  
o

U  
N  
C  
G  
r  
e  
e  
n  
s  
b  
o  
r  
o

UNC Greensboro

Average RPI Win:	250	WON-LOST	WINNING	LAST 10	STRENGTH OF	OPP. STRENGTH	TEAM	ADJ.	CONF.	ADJ CONF.
Average RPI Loss:	143	RECORD	PCT. RANK	GAMES	SCHEDULE	OF SCHEDULE	RPI	RPI	RPI	RPI
DIV. I ONLY	8- 19	292	3-7	168	179	273	273	14	14	
DIV. I NON-CONF.	2- 7	288	0	210	315	302	302	13	13	
TOTALS	RPI 1-25	RPI 26-50	W-L RECORDS	RPI 51-100	RPI 101-150	RPI 150+				
8- 19	0- 1	0- 4	OVERALL	0- 1	2- 4	6- 9				
5- 8	0- 0	0- 2	HOME	0- 1	1- 1	4- 4				
3- 10	0- 1	0- 2	AWAY	0- 0	1- 2	2- 5				
0- 1	0- 0	0- 0	NEUTRAL	0- 0	0- 1	0- 0				
2- 7	0- 1	0- 0	NON-CONFERENCE	0- 1	0- 2	2- 3				
1- 3	0- 0	0- 0	HOME	0- 1	0- 0	1- 2				
1- 3	0- 1	0- 0	AWAY	0- 0	0- 1	1- 1				
0- 1	0- 0	0- 0	NEUTRAL	0- 0	0- 1	0- 0				
6- 12	0- 0	0- 4	CONFERENCE	0- 0	2- 2	4- 6				
4- 5	0- 0	0- 2	HOME	0- 0	1- 1	3- 2				
2- 7	0- 0	0- 2	AWAY	0- 0	1- 1	1- 4				
0- 0	0- 0	0- 0	NEUTRAL	0- 0	0- 0	0- 0				

RPI 1-25				RPI 26-50				RPI 51-100				RPI 101+ Team's RPI: 273			
RPI	S	Opponent	Score	RPI	S	Opponent	Score	RPI	S	Opponent	Score	RPI	S	Opponent	Score
16	A	NC State	40 80	30	A	James Madison	52 76	96	H	Coastal Caro.	43 62	104	A	William & Mary	72 55
				30	H	James Madison	58 66					104	H	William & Mary	55 63
				41	A	Drexel	50 52					115	A	Wake Forest	55 65
				41	H	Drexel	72 73					145	A	Northeastern	61 63
												145	H	Northeastern	61 48
												149	N	North Carolina	45 85
												172	A	Elon	53 77
												172	H	Elon	57 60
												186	A	Delaware	57 61
												186	H	Delaware	71 65
												193	A	Towson	45 78
												193	H	Towson	41 62
												222	H	Kennesaw St.	56 58
												261	A	Col. of Charleston	63 67
												261	H	Col. of Charleston	74 50
												272	A	Longwood	58 59
												282	H	Winthrop	63 75
												301	A	Presbyterian	70 60
												328	A	Hofstra	62 59
												328	H	Hofstra	56 43
												350	H	South Carolina St.	84 46
LAST 10 Division I															
186	A	Delaware	57 61	30	A	James Madison	52 76								
41	A	Drexel	50 52	193	A	Towson	45 78								
328	H	Hofstra	56 43	104	H	William & Mary	55 63								
145	H	Northeastern	61 48	172	H	Elon	57 60								
261	H	Col. of Charleston	74 50	145	A	Northeastern	61 63								

Non-Div I Games: Catawba 75 78 Mount Olive 75 67

UNCW

Loss, Non-Conf, S Site, H Home A Away N Neutral





Average RPI Win:	209	WON-LOST	WINNING	LAST 10	STRENGTH OF	OPP. STRENGTH	TEAM	ADJ.	CONF.	ADJ CONF.
Average RPI Loss:	157	RECORD	PCT. RANK	GAMES	SCHEDULE	OF SCHEDULE	RPI	RPI	RPI	RPI
DIV. I ONLY	13- 17	211	3-7	174	170	218	218	17	17	
DIV. I NON-CONF.	4- 7	225	0	183	76	250	250	20	20	
TOTALS	RPI 1-25	RPI 26-50	W-L RECORDS	RPI 51-100	RPI 101-150	RPI 150+				
13- 17	0- 0	0- 1	OVERALL	3- 5	0- 3	10- 8				
9- 7	0- 0	0- 1	HOME	3- 2	0- 1	6- 3				
4- 9	0- 0	0- 0	AWAY	0- 3	0- 1	4- 5				
0- 1	0- 0	0- 0	NEUTRAL	0- 0	0- 1	0- 0				
4- 7	0- 0	0- 1	NON-CONFERENCE	2- 2	0- 0	2- 4				
3- 4	0- 0	0- 1	HOME	2- 1	0- 0	1- 2				
1- 3	0- 0	0- 0	AWAY	0- 1	0- 0	1- 2				
0- 0	0- 0	0- 0	NEUTRAL	0- 0	0- 0	0- 0				
9- 10	0- 0	0- 0	CONFERENCE	1- 3	0- 3	8- 4				
6- 3	0- 0	0- 0	HOME	1- 1	0- 1	5- 1				
3- 6	0- 0	0- 0	AWAY	0- 2	0- 1	3- 3				
0- 1	0- 0	0- 0	NEUTRAL	0- 0	0- 1	0- 0				

RPI S	Opponent	Score	RPI S	Opponent	Score	RPI S	Opponent	Score	RPI S	Opponent	Score	Team's RPI: 218
26	H Duke	45 57	57	H St. John's (NY)	79 75	146	A San Jose St.	60 62				
			65	H South Fla.	61 51	146	H San Jose St.	63 76				
			69	A Fresno St.	58 72	146	N San Jose St.	48 67				
			69	H Fresno St.	66 72	162	H Wyoming	65 53				
			76	H Virginia	55 63	172	H Elon	44 50				
			80	A Boise St.	52 81	175	A Pepperdine	69 44				
			80	H Boise St.	66 65	176	A Southern Utah	68 72				
			81	A Southern California	54 75	229	A New Mexico	68 51				
						229	H New Mexico	64 80				
						230	H Cal St. Fullerton	58 64				
						234	A Nevada	59 62				
						234	H Nevada	66 64				
						243	A San Diego St.	39 48				
						243	H San Diego St.	72 67				
						248	A Grand Canyon	51 53				
						270	A Air Force	67 60				
						280	A Utah St.	60 46				
						280	H Utah St.	69 45				
						292	A Colorado St.	56 60				
						292	H Colorado St.	56 52				
						350	H South Carolina St.	66 57				
LAST 10 Division I												
146	N San Jose St.	48 67	229	H New Mexico	64 80							
146	H San Jose St.	63 76	234	A Nevada	59 62							
80	A Boise St.	52 81	69	A Fresno St.	58 72							
243	H San Diego St.	72 67	280	H Utah St.	69 45							
292	A Colorado St.	56 60	292	H Colorado St.	56 52							

Non-Div I Games:

UNLV

■ Loss, 
 ■ Non-Conf, 
 ■ S Site, 
 ■ H Home 
 ■ A Away 
 N Neutral

## USC Upstate

Through Games Of March 8, 2020

Average RPI Win:	329	WON-LOST	WINNING	LAST 10	STRENGTH OF	OPP. STRENGTH	TEAM	ADJ.	CONF.	ADJ CONF.
Average RPI Loss:	183	RECORD	PCT. RANK	GAMES	SCHEDULE	OF SCHEDULE	RPI	RPI	RPI	RPI
DIV. I ONLY	7- 20	305	3-7	302	292	325	325	25	25	
DIV. I NON-CONF.	3- 4	201	0	324	153	281	281	28	28	
TOTALS	RPI 1-25	RPI 26-50	W-L RECORDS	RPI 51-100	RPI 101-150	RPI 150+				
7- 20	0- 1	0- 0	OVERALL	0- 1	0- 4	7- 14				
5- 8	0- 0	0- 0	HOME	0- 0	0- 2	5- 6				
2- 12	0- 1	0- 0	AWAY	0- 1	0- 2	2- 8				
0- 0	0- 0	0- 0	NEUTRAL	0- 0	0- 0	0- 0				
3- 4	0- 1	0- 0	NON-CONFERENCE	0- 1	0- 0	3- 2				
3- 0	0- 0	0- 0	HOME	0- 0	0- 0	3- 0				
0- 4	0- 1	0- 0	AWAY	0- 1	0- 0	0- 2				
0- 0	0- 0	0- 0	NEUTRAL	0- 0	0- 0	0- 0				
4- 16	0- 0	0- 0	CONFERENCE	0- 0	0- 4	4- 12				
2- 8	0- 0	0- 0	HOME	0- 0	0- 2	2- 6				
2- 8	0- 0	0- 0	AWAY	0- 0	0- 2	2- 6				
0- 0	0- 0	0- 0	NEUTRAL	0- 0	0- 0	0- 0				

RPI 1-25				RPI 26-50				RPI 51-100				RPI 101+ Team's RPI: 325			
RPI	S	Opponent	Score	RPI	S	Opponent	Score	RPI	S	Opponent	Score	RPI	S	Opponent	Score
1	A	South Carolina	32 112					66	A	Georgia	53 67	133	A	Campbell	38 50
												133	H	Campbell	72 80
												138	A	Hampton	40 60
												138	H	Hampton	73 86
												159	A	Gardner-Webb	53 63
												159	H	Gardner-Webb	59 70
												161	A	Jacksonville	43 87
												169	A	Radford	57 78
												169	H	Radford	41 57
												178	A	High Point	46 85
												178	H	High Point	45 81
												242	A	East Carolina	48 69
												258	A	UNC Asheville	45 53
												258	H	UNC Asheville	48 68
												272	A	Longwood	56 69
												272	H	Longwood	62 70
												282	A	Winthrop	66 59
												282	H	Winthrop	38 52
												301	A	Presbyterian	42 55
												301	H	Presbyterian	70 60
												339	H	Florida A&M	74 61
												342	H	Western Caro.	70 62
												343	A	Charleston So.	71 64
												343	H	Charleston So.	70 53
												350	H	South Carolina St.	58 47
LAST 10 Division I															
282	A	Winthrop	66 59	138	H	Hampton	73 86								
272	A	Longwood	56 69	343	A	Charleston So.	71 64								
159	H	Gardner-Webb	59 70	178	H	High Point	45 81								
169	A	Radford	57 78	301	H	Presbyterian	70 60								
258	A	UNC Asheville	45 53	133	H	Campbell	72 80								

Non-Div I Games: Mars Hill 89 31 UNKNOWN 71 49

USC Upstate

Loss, Non-Conf, S Site, H Home A Away N Neutral

Average RPI Win:	245	WON-LOST	WINNING	LAST 10	STRENGTH OF	OPP. STRENGTH	TEAM	ADJ.	CONF.	ADJ CONF.
Average RPI Loss:	76	RECORD	PCT. RANK	GAMES	SCHEDULE	OF SCHEDULE	RPI	RPI	RPI	RPI
DIV. I ONLY	20- 10	71	8-2	148	191	102	102	21	21	
DIV. I NON-CONF.	6- 6	164	0	60	65	108	108	19	19	
TOTALS	RPI 1-25	RPI 26-50	W-L RECORDS	RPI 51-100	RPI 101-150	RPI 150+				
20- 10	0- 3	0- 1	OVERALL	1- 4	0- 1	19- 1				
11- 3	0- 0	0- 0	HOME	0- 2	0- 1	11- 0				
9- 4	0- 1	0- 1	AWAY	1- 1	0- 0	8- 1				
0- 3	0- 2	0- 0	NEUTRAL	0- 1	0- 0	0- 0				
6- 6	0- 3	0- 0	NON-CONFERENCE	1- 2	0- 1	5- 0				
3- 2	0- 0	0- 0	HOME	0- 1	0- 1	3- 0				
3- 1	0- 1	0- 0	AWAY	1- 0	0- 0	2- 0				
0- 3	0- 2	0- 0	NEUTRAL	0- 1	0- 0	0- 0				
14- 4	0- 0	0- 1	CONFERENCE	0- 2	0- 0	14- 1				
8- 1	0- 0	0- 0	HOME	0- 1	0- 0	8- 0				
6- 3	0- 0	0- 1	AWAY	0- 1	0- 0	6- 1				
0- 0	0- 0	0- 0	NEUTRAL	0- 0	0- 0	0- 0				

RPI 1-25				RPI 26-50				RPI 51-100				RPI 101+ Team's RPI: 102			
RPI	S	Opponent	Score	RPI	S	Opponent	Score	RPI	S	Opponent	Score	RPI	S	Opponent	Score
2	N	Oregon	54 91	44	A	Troy	69 85	53	H	Marist	57 73	132	H	Texas Southern	63 74
7	N	Louisville	67 76					68	N	Oklahoma St.	47 60	166	H	Wright St.	68 62
12	A	Northwestern	47 74					75	A	Kansas St.	57 53	190	A	Louisiana	73 66
								96	A	Coastal Caro.	56 62	190	H	Louisiana	79 52
								96	H	Coastal Caro.	62 80	208	A	Little Rock	62 46
												208	H	Little Rock	65 58
												214	A	Appalachian St.	82 60
												214	H	Appalachian St.	63 44
												228	H	SMU	51 46
												235	A	North Texas	68 49
												238	A	South Alabama	68 45
												244	A	Arkansas St.	89 62
												244	H	Arkansas St.	71 44
												249	A	Texas St.	55 72
												249	H	Texas St.	69 49
												288	H	Ga. Southern	101 73
												316	H	Georgia St.	58 32
												344	A	Grambling	88 54
												348	A	La.-Monroe	74 67
												348	H	La.-Monroe	72 34
												349	H	Chicago St.	84 53
LAST 10 Division I															
348	A	La.-Monroe	74 67	208	A	Little Rock	62 46	244	A	Arkansas St.	89 62				
190	A	Louisiana	73 66	96	H	Coastal Caro.	62 80	214	H	Appalachian St.	63 44				
288	H	Ga. Southern	101 73	249	A	Texas St.	55 72								
316	H	Georgia St.	58 32												
249	H	Texas St.	69 49												

Non-Div I Games:

UT Arlington

Average RPI Win:	217	WON-LOST	WINNING	LAST 10	STRENGTH OF	OPP. STRENGTH	TEAM	ADJ.	CONF.	ADJ CONF.
Average RPI Loss:	69	RECORD	PCT. RANK	GAMES	SCHEDULE	OF SCHEDULE	RPI	RPI	RPI	RPI
DIV. I ONLY	22- 10	69	8-2	66	213	48	48	20	20	
DIV. I NON-CONF.	4- 7	225	0	11	12	111	111	23	23	
TOTALS	RPI 1-25	RPI 26-50	W-L RECORDS	RPI 51-100	RPI 101-150	RPI 150+				
22- 10	0- 3	0- 1	OVERALL	3- 4	0- 1	19- 1				
13- 1	0- 1	0- 0	HOME	3- 0	0- 0	10- 0				
7- 8	0- 2	0- 1	AWAY	0- 3	0- 1	7- 1				
2- 1	0- 0	0- 0	NEUTRAL	0- 1	0- 0	2- 0				
4- 7	0- 3	0- 1	NON-CONFERENCE	1- 2	0- 1	3- 0				
4- 1	0- 1	0- 0	HOME	1- 0	0- 0	3- 0				
0- 6	0- 2	0- 1	AWAY	0- 2	0- 1	0- 0				
0- 0	0- 0	0- 0	NEUTRAL	0- 0	0- 0	0- 0				
18- 3	0- 0	0- 0	CONFERENCE	2- 2	0- 0	16- 1				
9- 0	0- 0	0- 0	HOME	2- 0	0- 0	7- 0				
7- 2	0- 0	0- 0	AWAY	0- 1	0- 0	7- 1				
2- 1	0- 0	0- 0	NEUTRAL	0- 1	0- 0	2- 0				

RPI 1-25				RPI 26-50				Team's RPI: 48				RPI 51-100				RPI 101+			
RPI	S	Opponent	Score	RPI	S	Opponent	Score	RPI	S	Opponent	Score	RPI	S	Opponent	Score	RPI	S	Opponent	Score
7	H	Louisville	63 71	28	A	Arkansas	46 96	55	H	Belmont	74 57	107	A	Southern Ill.	59 70				
9	A	Gonzaga	55 78					74	A	Illinois St.	47 70	151	H	Samford	80 75				
11	A	Mississippi St.	46 82					78	H	IUPUI	57 51	174	A	Austin Peay	69 61				
								84	A	Saint Louis	50 56	174	H	Austin Peay	65 61				
								87	A	Southeast Mo. St.	69 71	198	A	Eastern Ill.	70 74				
								87	H	Southeast Mo. St.	78 72	198	H	Eastern Ill.	88 64				
								87	N	Southeast Mo. St.	47 67	198	N	Eastern Ill.	63 52				
												206	A	Tennessee Tech	86 65				
												206	H	Tennessee Tech	71 62				
												207	H	Chattanooga	78 51				
												239	A	Murray St.	89 64				
												239	H	Murray St.	98 56				
												239	N	Murray St.	88 33				
												246	H	Lipscomb	83 67				
												247	A	Jacksonville St.	73 56				
												247	H	Jacksonville St.	86 72				
												283	A	Morehead St.	82 64				
												290	A	Eastern Ky.	65 50				
												334	H	Tennessee St.	88 71				
												338	A	SIUE	79 39				
												338	H	SIUE	75 58				
LAST 10 Division I																			
				87	N	Southeast Mo. St.	47 67	247	A	Jacksonville St.	73 56								
				198	N	Eastern Ill.	63 52	206	A	Tennessee Tech	86 65								
				239	N	Murray St.	88 33	198	H	Eastern Ill.	88 64								
				87	H	Southeast Mo. St.	78 72	87	A	Southeast Mo. St.	69 71								
				338	H	SIUE	75 58	247	H	Jacksonville St.	86 72								

Non-Div I Games:

UT Martin

■ Loss, 
 ■ Non-Conf, S Site, 
 ■ Home 
 ■ Away 
 N Neutral

UTEP				Through Games Of March 8, 2020						
Average RPI Win:	260	WON-LOST	WINNING	LAST 10	STRENGTH OF	OPP. STRENGTH	TEAM	ADJ.	CONF.	ADJ CONF.
Average RPI Loss:	133	RECORD	PCT. RANK	GAMES	SCHEDULE	OF SCHEDULE	RPI	RPI	RPI	RPI
DIV. I ONLY	15- 14	160	3-7	237	185	219	219	13	13	
DIV. I NON-CONF.	7- 4	100	0	317	336	263	263	16	16	
-----										
TOTALS	RPI 1-25	RPI 26-50		W-L RECORDS		RPI 51-100	RPI 101-150	RPI 150+		
15- 14	0- 0	0- 5		OVERALL		1- 2	1- 1	13- 6		
12- 6	0- 0	0- 3		HOME		1- 1	1- 0	10- 2		
3- 8	0- 0	0- 2		AWAY		0- 1	0- 1	3- 4		
0- 0	0- 0	0- 0		NEUTRAL		0- 0	0- 0	0- 0		
7- 4	0- 0	0- 1		NON-CONFERENCE		0- 0	1- 0	6- 3		
6- 3	0- 0	0- 1		HOME		0- 0	1- 0	5- 2		
1- 1	0- 0	0- 0		AWAY		0- 0	0- 0	1- 1		
0- 0	0- 0	0- 0		NEUTRAL		0- 0	0- 0	0- 0		
8- 10	0- 0	0- 4		CONFERENCE		1- 2	0- 1	7- 3		
6- 3	0- 0	0- 2		HOME		1- 1	0- 0	5- 0		
2- 7	0- 0	0- 2		AWAY		0- 1	0- 1	2- 3		
0- 0	0- 0	0- 0		NEUTRAL		0- 0	0- 0	0- 0		

U  
T  
E  
P

U  
T  
E  
P

RPI 1-25				RPI 26-50				RPI 51-100				RPI 101+				Team's RPI: 219	
RPI	S	Opponent	Score	RPI	S	Opponent	Score	RPI	S	Opponent	Score	RPI	S	Opponent	Score		
				27	H	Arizona	43 54	54	A	Rice	59 82	101	A	UAB	51 63		
				29	A	Western Ky.	65 78	54	H	Rice	61 69	143	H	Western Mich.	76 46		
				33	H	Old Dominion	69 77	60	H	Charlotte	82 76	202	H	Fla. Atlantic	96 65		
				46	A	Middle Tenn.	60 76					205	A	Southern Miss.	89 72		
				46	H	Middle Tenn.	80 92					205	H	Southern Miss.	80 72		
												228	A	SMU	56 60		
												229	H	New Mexico	78 93		
												235	A	North Texas	58 68		
												235	H	North Texas	67 63		
												251	A	Marshall	66 76		
												260	H	Tulsa	51 58		
												264	A	Louisiana Tech	80 87		
												310	H	FIU	64 34		
												311	H	UC Riverside	63 50		
												313	A	New Mexico St.	63 57		
												313	H	New Mexico St.	65 45		
												316	H	Georgia St.	71 68		
												321	A	UTSA	85 59		
												321	H	UTSA	94 54		
												322	H	Alcorn	92 47		
												327	H	Weber St.	70 51		
LAST 10 Division I																	
				235	A	North Texas	58 68	251	A	Marshall	66 76						
				54	A	Rice	59 82	29	A	Western Ky.	65 78						
				205	H	Southern Miss.	80 72	33	H	Old Dominion	69 77						
				46	H	Middle Tenn.	80 92	60	H	Charlotte	82 76						
				321	A	UTSA	85 59	101	A	UAB	51 63						

Non-Div I Games:

UTEP

Loss, Non-Conf, S Site, H Home A Away N Neutral

Average RPI Win: <b>294</b>	WON-LOST	WINNING	LAST 10	STRENGTH OF	OPP. STRENGTH	TEAM	ADJ.	CONF.	ADJ CONF.
Average RPI Loss: <b>195</b>	RECORD	PCT. RANK	GAMES	SCHEDULE	OF SCHEDULE	RPI	RPI	RPI	RPI
DIV. I ONLY	9- 16	263	5-5	285	326	300	300	31	31
DIV. I NON-CONF.	1- 8	322	0	122	145	305	305	32	32
TOTALS	RPI 1-25	RPI 26-50	W-L RECORDS	RPI 51-100	RPI 101-150	RPI 150+			
9- 16	0- 0	0- 1	OVERALL	0- 4	0- 1	9- 10			
7- 4	0- 0	0- 0	HOME	0- 1	0- 1	7- 2			
2- 10	0- 0	0- 1	AWAY	0- 3	0- 0	2- 6			
0- 2	0- 0	0- 0	NEUTRAL	0- 0	0- 0	0- 2			
1- 8	0- 0	0- 1	NON-CONFERENCE	0- 4	0- 1	1- 2			
1- 2	0- 0	0- 0	HOME	0- 1	0- 1	1- 0			
0- 4	0- 0	0- 1	AWAY	0- 3	0- 0	0- 0			
0- 2	0- 0	0- 0	NEUTRAL	0- 0	0- 0	0- 2			
8- 8	0- 0	0- 0	CONFERENCE	0- 0	0- 0	8- 8			
6- 2	0- 0	0- 0	HOME	0- 0	0- 0	6- 2			
2- 6	0- 0	0- 0	AWAY	0- 0	0- 0	2- 6			
0- 0	0- 0	0- 0	NEUTRAL	0- 0	0- 0	0- 0			

RPI S	Opponent	Score	RPI S	Opponent	Score	RPI S	Opponent	Score	RPI S	Opponent	Score	Team's RPI: 300
43	A Texas	69 85	75	A Kansas St.	66 79	132	H Texas Southern	44 71	200	A UMKC	56 60	
			77	A A&M-Corpus Christi	50 61	200	H UMKC	58 72	234	N Nevada	57 62	
			77	H A&M-Corpus Christi	54 59	240	A CSU Bakersfield	66 52	240	H CSU Bakersfield	74 65	
			81	A Southern California	43 80	248	A Grand Canyon	60 62	248	H Grand Canyon	66 47	
						275	N Long Beach St.	65 69	284	A California Baptist	70 73	
						284	H California Baptist	87 68	289	A Utah Valley	54 61	
						289	H Utah Valley	67 76	306	A Seattle U	70 78	
						306	H Seattle U	85 81	313	A New Mexico St.	75 76	
						313	H New Mexico St.	74 63	321	H UTSA	75 64	
						349	A Chicago St.	87 67	349	H Chicago St.	77 68	
LAST 10 Division I												
284	A California Baptist	70 73	289	A Utah Valley	54 61							
248	H Grand Canyon	66 47	349	H Chicago St.	77 68							
240	H CSU Bakersfield	74 65	200	H UMKC	58 72							
313	H New Mexico St.	74 63	240	A CSU Bakersfield	66 52							
306	A Seattle U	70 78	248	A Grand Canyon	60 62							

Non-Div I Games: Tex. A&M-Kingsville 66 45 Tex. A&M Int'l 72 56 Texas Lutheran 98 46 Minot St. 75 56

UTRGV

Loss, Non-Conf, S Site, H Home A Away N Neutral

Average RPI Win: <b>280</b>	WON-LOST	WINNING	LAST 10	STRENGTH OF	OPP. STRENGTH	TEAM	ADJ.	CONF.	ADJ CONF.
Average RPI Loss: <b>163</b>	RECORD	PCT. RANK	GAMES	SCHEDULE	OF SCHEDULE	RPI	RPI	RPI	RPI
DIV. I ONLY	3- 23	333	0-10	178	163	321	321	13	13
DIV. I NON-CONF.	1- 7	321	0	200	230	320	320	16	16
TOTALS	RPI 1-25	RPI 26-50	W-L RECORDS	RPI 51-100	RPI 101-150	RPI 150+			
3- 23	0- 0	0- 4	OVERALL	0- 2	0- 5	3- 12			
2- 9	0- 0	0- 1	HOME	0- 2	0- 2	2- 4			
1- 13	0- 0	0- 3	AWAY	0- 0	0- 2	1- 8			
0- 1	0- 0	0- 0	NEUTRAL	0- 0	0- 1	0- 0			
1- 7	0- 0	0- 1	NON-CONFERENCE	0- 0	0- 3	1- 3			
1- 1	0- 0	0- 0	HOME	0- 0	0- 1	1- 0			
0- 5	0- 0	0- 1	AWAY	0- 0	0- 1	0- 3			
0- 1	0- 0	0- 0	NEUTRAL	0- 0	0- 1	0- 0			
2- 16	0- 0	0- 3	CONFERENCE	0- 2	0- 2	2- 9			
1- 8	0- 0	0- 1	HOME	0- 2	0- 1	1- 4			
1- 8	0- 0	0- 2	AWAY	0- 0	0- 1	1- 5			
0- 0	0- 0	0- 0	NEUTRAL	0- 0	0- 0	0- 0			

RPI S	Opponent	Score	RPI S	Opponent	Score	RPI S	Opponent	Score	RPI S	Opponent	Score	Team's RPI: 321
29	A Western Ky.	57 <b>85</b>	54	H Rice	62 <b>74</b>	101	A UAB	55 <b>94</b>				
33	H Old Dominion	43 <b>62</b>	60	H Charlotte	47 <b>67</b>	101	H UAB	51 <b>87</b>				
43	A Texas	53 <b>84</b>				105	N Utah	45 <b>91</b>				
46	A Middle Tenn.	48 <b>69</b>				134	A Texas Tech	58 <b>115</b>				
						147	H Sam Houston St.	77 <b>81</b>				
						202	H Fla. Atlantic	53 <b>80</b>				
						205	A Southern Miss.	65 <b>82</b>				
						210	A Hawaii	50 <b>62</b>				
						219	A UTEP	54 <b>94</b>				
						219	H UTEP	59 <b>85</b>				
						235	A North Texas	55 <b>94</b>				
						235	H North Texas	55 <b>79</b>				
						249	A Texas St.	69 <b>74</b>				
						251	A Marshall	53 <b>66</b>				
						264	A Louisiana Tech	82 <b>73</b>				
						264	H Louisiana Tech	30 <b>69</b>				
						267	H Incarnate Word	63 <b>56</b>				
						300	A UTRGV	64 <b>75</b>				
						310	A FIU	63 <b>71</b>				
						310	H FIU	60 <b>45</b>				
LAST 10 Division I												
310	A FIU	63 <b>71</b>	29	A Western Ky.	57 <b>85</b>							
264	H Louisiana Tech	30 <b>69</b>	251	A Marshall	53 <b>66</b>							
101	H UAB	51 <b>87</b>	60	H Charlotte	47 <b>67</b>							
235	A North Texas	55 <b>94</b>	33	H Old Dominion	43 <b>62</b>							
219	H UTEP	59 <b>85</b>	46	A Middle Tenn.	48 <b>69</b>							

Non-Div I Games: Texas Wesleyan 80 78 Southwest (NM) 79 62 Concordia (TX) 73 44

UTSA

Loss, Non-Conf, S Site, H Home A Away N Neutral

Average RPI Win:	168	WON-LOST	WINNING	LAST 10	STRENGTH OF	OPP. STRENGTH	TEAM	ADJ.	CONF.	ADJ CONF.
Average RPI Loss:	56	RECORD	PCT. RANK	GAMES	SCHEDULE	OF SCHEDULE	RPI	RPI	RPI	RPI
DIV. I ONLY	14- 17	199	4-6	36	17	105	105	1	1	
DIV. I NON-CONF.	7- 4	100	0	285	198	188	188	2	2	
TOTALS	RPI 1-25	RPI 26-50	W-L RECORDS	RPI 51-100	RPI 101-150	RPI 150+				
14- 17	0- 9	1- 2	OVERALL	3- 3	5- 1	5- 2				
6- 9	0- 4	1- 2	HOME	1- 1	0- 1	4- 1				
5- 7	0- 4	0- 0	AWAY	2- 2	3- 0	0- 1				
3- 1	0- 1	0- 0	NEUTRAL	0- 0	2- 0	1- 0				
7- 4	0- 0	0- 1	NON-CONFERENCE	1- 1	1- 0	5- 2				
4- 2	0- 0	0- 1	HOME	0- 0	0- 0	4- 1				
1- 2	0- 0	0- 0	AWAY	1- 1	0- 0	0- 1				
2- 0	0- 0	0- 0	NEUTRAL	0- 0	1- 0	1- 0				
7- 13	0- 9	1- 1	CONFERENCE	2- 2	4- 1	0- 0				
2- 7	0- 4	1- 1	HOME	1- 1	0- 1	0- 0				
4- 5	0- 4	0- 0	AWAY	1- 1	3- 0	0- 0				
1- 1	0- 1	0- 0	NEUTRAL	0- 0	1- 0	0- 0				

RPI	S	Opponent	Score	RPI	S	Opponent	Score	RPI	S	Opponent	Score	RPI	S	Opponent	Score	Team's RPI: 105
2	A	Oregon	51 88	27	H	Arizona	69 85	59	A	Cincinnati	62 68	106	A	Washington St.	78 66	
2	H	Oregon	63 90	32	H	South Dakota	81 84	81	A	Southern California	66 69	123	A	California	71 62	
2	N	Oregon	59 79	42	H	Arizona St.	75 71	81	H	Southern California	67 65	123	H	California	74 88	
6	A	Stanford	49 82					91	A	BYU	77 73	132	N	Texas Southern	61 52	
6	H	Stanford	64 97					94	A	Colorado	84 69	141	A	Washington	74 65	
13	A	UCLA	54 77					94	H	Colorado	70 80	141	N	Washington	72 63	
13	H	UCLA	54 84									187	H	Providence	60 67	
20	A	Oregon St.	48 77									203	H	Oral Roberts	78 58	
20	H	Oregon St.	65 77									234	H	Nevada	68 62	
												268	A	Xavier	63 70	
												312	H	Eastern Wash.	87 49	
												321	N	UTSA	91 45	
												327	H	Weber St.	75 46	
LAST 10 Division I																
2	N	Oregon	59 79	27	H	Arizona	69 85									
141	N	Washington	72 63	123	H	California	74 88									
13	A	UCLA	54 77	6	H	Stanford	64 97									
81	A	Southern California	66 69	106	A	Washington St.	78 66									
42	H	Arizona St.	75 71	141	A	Washington	74 65									

Non-Div I Games:

Utah

■ Loss, 
■ Non-Conf, 
■ S Site, 
■ H Home 
■ A Away 
N Neutral



RPI 1-25					
RPI	S	Opponent	Score		
2	A	Oregon	52	109	
20	A	Oregon St.	46	75	
RPI 26-50					
RPI	S	Opponent	Score		
RPI 51-100					
RPI	S	Opponent	Score		
69	A	Fresno St.	64	76	
69	H	Fresno St.	61	79	
80	A	Boise St.	58	56	
80	H	Boise St.	59	65	
91	A	BYU	50	67	
RPI 101+					
RPI	S	Opponent	Score		
128	H	Portland	64	70	
146	A	San Jose St.	38	76	
146	H	San Jose St.	61	76	
162	A	Wyoming	45	64	
162	H	Wyoming	54	65	
162	N	Wyoming	59	64	
182	H	Idaho St.	69	61	
218	A	UNLV	45	69	
218	H	UNLV	46	60	
229	H	New Mexico	52	54	
230	A	Cal St. Fullerton	62	83	
234	A	Nevada	60	69	
235	H	North Texas	66	55	
243	A	San Diego St.	62	66	
243	H	San Diego St.	51	59	
243	N	San Diego St.	81	79	
270	A	Air Force	53	52	
270	H	Air Force	45	62	
275	A	Long Beach St.	56	48	
289	A	Utah Valley	49	57	
292	A	Colorado St.	55	56	
292	H	Colorado St.	61	67	
306	H	Seattle U	70	63	
LAST 10 Division I					
162	N	Wyoming	59	64	
243	N	San Diego St.	81	79	
229	H	New Mexico	52	54	
146	A	San Jose St.	38	76	
162	A	Wyoming	45	64	
69	H	Fresno St.	61	79	
292	H	Colorado St.	61	67	
80	A	Boise St.	58	56	
218	A	UNLV	45	69	
243	H	San Diego St.	51	59	

61 49

Dixie St.

Non-Div I Games:

## Utah Valley

Through Games Of March 8, 2020

Average RPI Win:	282	WON-LOST	WINNING	LAST 10	STRENGTH OF	OPP. STRENGTH	TEAM	ADJ.	CONF.	ADJ CONF.
Average RPI Loss:	226	RECORD	PCT. RANK	GAMES	SCHEDULE	OF SCHEDULE	RPI	RPI	RPI	RPI
DIV. I ONLY	10- 15	234	4-6	299	338	289	289	31	31	
DIV. I NON-CONF.	1- 9	326	0	269	291	340	340	32	32	
TOTALS	RPI 1-25	RPI 26-50	W-L RECORDS	RPI 51-100	RPI 101-150	RPI 150+				
10- 15	0- 0	0- 0	OVERALL	0- 2	0- 0	10- 13				
6- 7	0- 0	0- 0	HOME	0- 0	0- 0	6- 7				
4- 8	0- 0	0- 0	AWAY	0- 2	0- 0	4- 6				
0- 0	0- 0	0- 0	NEUTRAL	0- 0	0- 0	0- 0				
1- 9	0- 0	0- 0	NON-CONFERENCE	0- 2	0- 0	1- 7				
1- 4	0- 0	0- 0	HOME	0- 0	0- 0	1- 4				
0- 5	0- 0	0- 0	AWAY	0- 2	0- 0	0- 3				
0- 0	0- 0	0- 0	NEUTRAL	0- 0	0- 0	0- 0				
9- 6	0- 0	0- 0	CONFERENCE	0- 0	0- 0	9- 6				
5- 3	0- 0	0- 0	HOME	0- 0	0- 0	5- 3				
4- 3	0- 0	0- 0	AWAY	0- 0	0- 0	4- 3				
0- 0	0- 0	0- 0	NEUTRAL	0- 0	0- 0	0- 0				

RPI 1-25			RPI 26-50			RPI 51-100			RPI 101+ Team's RPI: 289		
RPI	S	Opponent	Score	RPI	S	Opponent	Score	RPI	S	Opponent	Score
								154	H	Montana	52 63
								176	H	Southern Utah	58 71
								182	H	Idaho St.	61 88
								200	A	UMKC	53 61
								200	H	UMKC	62 41
								234	H	Nevada	57 60
								240	A	CSU Bakersfield	63 56
								240	H	CSU Bakersfield	53 55
								245	A	UC Santa Barbara	51 59
								248	A	Grand Canyon	64 54
								248	H	Grand Canyon	59 66
								280	H	Utah St.	57 49
								284	A	California Baptist	67 80
								284	H	California Baptist	74 57
								300	A	UTRGV	76 67
								300	H	UTRGV	61 54
								306	A	Seattle U	80 82
								306	H	Seattle U	70 58
								311	A	UC Riverside	53 67
								313	A	New Mexico St.	58 54
								313	H	New Mexico St.	58 65
								327	A	Weber St.	46 72
								349	H	Chicago St.	89 58
LAST 10 Division I											
200	A	UMKC	53 61	300	H	UTRGV	61 54				
284	H	California Baptist	74 57	306	A	Seattle U	80 82				
248	A	Grand Canyon	64 54	284	A	California Baptist	67 80				
240	A	CSU Bakersfield	63 56	248	H	Grand Canyon	59 66				
313	H	New Mexico St.	58 65	240	H	CSU Bakersfield	53 55				

Non-Div I Games: Antelope Valley 77 61 Ottawa (AZ) 99 50

Utah Valley

Loss, Non-Conf, S Site, H Home A Away N Neutral

Average RPI Win:	179	WON-LOST	WINNING	LAST 10	STRENGTH OF	OPP. STRENGTH	TEAM	ADJ.	CONF.	ADJ CONF.
Average RPI Loss:	93	RECORD	PCT. RANK	GAMES	SCHEDULE	OF SCHEDULE	RPI	RPI	RPI	RPI
DIV. I ONLY	20- 12	97	7-3	93	102	88	88	12	12	
DIV. I NON-CONF.	5- 8	221	0	107	98	206	206	12	12	
TOTALS	RPI 1-25	RPI 26-50	W-L RECORDS	RPI 51-100	RPI 101-150	RPI 150+				
20- 12	0- 0	1- 3	OVERALL	4- 4	5- 3	10- 2				
10- 5	0- 0	1- 0	HOME	2- 1	1- 3	6- 1				
7- 7	0- 0	0- 3	AWAY	1- 3	3- 0	3- 1				
3- 0	0- 0	0- 0	NEUTRAL	1- 0	1- 0	1- 0				
5- 8	0- 0	1- 1	NON-CONFERENCE	0- 4	0- 1	4- 2				
4- 3	0- 0	1- 0	HOME	0- 1	0- 1	3- 1				
0- 5	0- 0	0- 1	AWAY	0- 3	0- 0	0- 1				
1- 0	0- 0	0- 0	NEUTRAL	0- 0	0- 0	1- 0				
15- 4	0- 0	0- 2	CONFERENCE	4- 0	5- 2	6- 0				
6- 2	0- 0	0- 0	HOME	2- 0	1- 2	3- 0				
7- 2	0- 0	0- 2	AWAY	1- 0	3- 0	3- 0				
2- 0	0- 0	0- 0	NEUTRAL	1- 0	1- 0	0- 0				

RPI S	Opponent	Score	RPI S	Opponent	Score	RPI S	Opponent	Score	RPI S	Opponent	Score
33	H Old Dominion	62 49	59	H Cincinnati	56 58	104	H William & Mary	55 69			
38	A Dayton	48 52	61	A Seton Hall	33 53	125	A Richmond	57 42			
38	A Dayton	67 72	62	A Boston College	52 87	125	H Richmond	53 50			
46	A Middle Tenn.	63 86	65	A South Fla.	55 77	129	H Duquesne	76 79			
			84	A Saint Louis	65 52	140	A Davidson	55 51			
			84	H Saint Louis	67 60	140	N Davidson	58 52			
			89	H Fordham	62 52	144	H George Washington	55 56			
			89	N Fordham	60 55	150	A Massachusetts	61 46			
						164	H N.C. A&T	58 69			
						195	A La Salle	67 61			
						205	A Southern Miss.	39 51			
						209	A Rhode Island	75 54			
						214	H Appalachian St.	66 38			
						236	H Saint Joseph's	47 40			
						242	H East Carolina	53 40			
						250	A George Mason	82 63			
						250	H George Mason	48 36			
						296	H St. Bonaventure	56 47			
						308	N Omaha	74 66			
						311	H UC Riverside	67 51			
LAST 10 Division I											
38	A Dayton	48 52	84	H Saint Louis	67 60						
89	N Fordham	60 55	195	A La Salle	67 61						
140	N Davidson	58 52	38	A Dayton	67 72						
140	A Davidson	55 51	296	H St. Bonaventure	56 47						
250	H George Mason	48 36	144	H George Washington	55 56						

Non-Div I Games:

VCU

■ Loss, 
 ■ Non-Conf, 
 S Site, 
 ■ Home 
 ■ Away 
 N Neutral

## Valparaiso

Through Games Of March 8, 2020

Average RPI Win:	233	WON-LOST	WINNING	LAST 10	STRENGTH OF	OPP. STRENGTH	TEAM	ADJ.	CONF.	ADJ CONF.
Average RPI Loss:	55	RECORD	PCT. RANK	GAMES	SCHEDULE	OF SCHEDULE	RPI	RPI	RPI	RPI
DIV. I ONLY	17- 12	124	6-4	200	95	135	135	8	8	
DIV. I NON-CONF.	8- 3	68	0	329	201	147	147	7	7	
TOTALS	RPI 1-25	RPI 26-50	W-L RECORDS	RPI 51-100	RPI 101-150	RPI 150+				
17- 12	0- 6	0- 2	OVERALL	2- 2	1- 1	14- 1				
8- 5	0- 2	0- 1	HOME	1- 1	0- 1	7- 0				
9- 6	0- 3	0- 1	AWAY	1- 1	1- 0	7- 1				
0- 1	0- 1	0- 0	NEUTRAL	0- 0	0- 0	0- 0				
8- 3	0- 2	0- 0	NON-CONFERENCE	0- 0	0- 0	8- 1				
4- 0	0- 0	0- 0	HOME	0- 0	0- 0	4- 0				
4- 2	0- 1	0- 0	AWAY	0- 0	0- 0	4- 1				
0- 1	0- 1	0- 0	NEUTRAL	0- 0	0- 0	0- 0				
9- 9	0- 4	0- 2	CONFERENCE	2- 2	1- 1	6- 0				
4- 5	0- 2	0- 1	HOME	1- 1	0- 1	3- 0				
5- 4	0- 2	0- 1	AWAY	1- 1	1- 0	3- 0				
0- 0	0- 0	0- 0	NEUTRAL	0- 0	0- 0	0- 0				

RPI S Opponent Score	RPI S Opponent Score	RPI S Opponent Score	RPI S Opponent Score	Team's RPI: 135
8 A Missouri St. 70 85	50 A Bradley 69 90	66 A UNI 70 77	107 A Southern Ill. 69 58	
8 H Missouri St. 68 81	50 H Bradley 61 75	66 H UNI 72 69	107 H Southern Ill. 51 67	
12 A Northwestern 48 69		74 A Illinois St. 78 70	153 A Loyola Chicago 70 57	
17 N Ohio St. 38 89		74 H Illinois St. 60 72	153 H Loyola Chicago 66 64	
25 A Drake 66 87			185 A Toledo 61 54	
25 H Drake 79 83			198 A Eastern Ill. 78 66	
			217 A North Dakota 63 65	
			252 H Bowling Green 95 90	
			256 A North Dakota St. 66 54	
			276 A Indiana St. 75 56	
			276 H Indiana St. 61 45	
			283 H Morehead St. 55 53	
			330 A Evansville 88 66	
			330 H Evansville 72 54	
			332 A Detroit Mercy 77 58	
			341 H UIC 63 37	
			349 H Chicago St. 95 49	
LAST 10 Division I				
107 A Southern Ill. 69 58	74 A Illinois St. 78 70			
8 A Missouri St. 70 85	50 A Bradley 69 90			
25 H Drake 79 83	276 H Indiana St. 61 45			
66 H UNI 72 69	330 H Evansville 72 54			
153 A Loyola Chicago 70 57	66 A UNI 70 77			

Non-Div I Games:

Valparaiso

■ Loss, 
■ Non-Conf, S Site, 
■ Home 
■ Away 
N Neutral

# Vanderbilt

Through Games Of March 8, 2020

Average RPI Win:	182	WON-LOST	WINNING	LAST 10	STRENGTH OF	OPP. STRENGTH	TEAM	ADJ.	CONF.	ADJ CONF.
Average RPI Loss:	59	RECORD	PCT. RANK	GAMES	SCHEDULE	OF SCHEDULE	RPI	RPI	RPI	RPI
DIV. I ONLY	14- 16	189	2-8	42	58	127	127	4	4	
DIV. I NON-CONF.	10- 3	57	0	105	215	69	69	5	5	
TOTALS	RPI 1-25	RPI 26-50	W-L RECORDS	RPI 51-100	RPI 101-150	RPI 150+				
14- 16	1- 5	0- 3	OVERALL	2- 4	3- 3	8- 1				
10- 6	1- 3	0- 1	HOME	1- 1	2- 0	6- 1				
3- 7	0- 2	0- 1	AWAY	1- 2	1- 2	1- 0				
1- 3	0- 0	0- 1	NEUTRAL	0- 1	0- 1	1- 0				
10- 3	0- 1	0- 1	NON-CONFERENCE	1- 1	2- 0	7- 0				
7- 1	0- 1	0- 0	HOME	1- 0	1- 0	5- 0				
2- 0	0- 0	0- 0	AWAY	0- 0	1- 0	1- 0				
1- 2	0- 0	0- 1	NEUTRAL	0- 1	0- 0	1- 0				
4- 13	1- 4	0- 2	CONFERENCE	1- 3	1- 3	1- 1				
3- 5	1- 2	0- 1	HOME	0- 1	1- 0	1- 1				
1- 7	0- 2	0- 1	AWAY	1- 2	0- 2	0- 0				
0- 1	0- 0	0- 0	NEUTRAL	0- 0	0- 1	0- 0				

RPI S	Opponent	Score	RPI S	Opponent	Score	RPI S	Opponent	Score	RPI S	Opponent	Score	Team's RPI: 127
1	A South Carolina	44 95	28	H Arkansas	66 100	61	N Seton Hall	65 69	112	A Auburn	62 70	
1	H South Carolina	57 93	35	A LSU	55 61	64	A Tennessee	63 67	112	H Auburn	77 55	
4	H UConn	51 64	49	N Rutgers	56 62	64	H Tennessee	69 78	112	N Auburn	67 77	
11	H Mississippi St.	52 68				66	A Georgia	63 55	117	H Columbia	72 51	
21	A Texas A&M	53 74				72	A Alabama	61 98	139	A Florida	60 68	
23	H Kentucky	70 64				84	H Saint Louis	62 50	141	A Washington	76 74	
									169	H Radford	80 46	
									177	H Missouri	66 78	
									196	H Furman	74 46	
									206	H Tennessee Tech	75 61	
									247	H Jacksonville St.	88 66	
									257	N UC Irvine	76 63	
									290	H Eastern Ky.	75 69	
									299	H Ole Miss	63 47	
									334	A Tennessee St.	106 55	
LAST 10 Division I												
112	N Auburn	67 77	1	A South Carolina	44 95							
23	H Kentucky	70 64	21	A Texas A&M	53 74							
35	A LSU	55 61	299	H Ole Miss	63 47							
64	A Tennessee	63 67	112	A Auburn	62 70							
177	H Missouri	66 78	64	H Tennessee	69 78							

Non-Div I Games:

Vanderbilt

Loss, Non-Conf, S Site, H Home A Away N Neutral

Average RPI Win: 306		WON-LOST	WINNING	LAST 10	STRENGTH OF	OPP. STRENGTH	TEAM	ADJ.	CONF.	ADJ CONF.
Average RPI Loss: 184		RECORD	PCT. RANK	GAMES	SCHEDULE	OF SCHEDULE	RPI	RPI	RPI	RPI
DIV. I ONLY		11- 18	248	3-7	334	300	307	307	26	26
DIV. I NON-CONF.		5- 7	205	0	327	321	306	306	27	27
TOTALS		RPI 1-25	RPI 26-50	W-L RECORDS	RPI 51-100	RPI 101-150	RPI 150+			
11- 18	0- 0		0- 0	OVERALL	0- 3	0- 1	11- 14			
8- 6	0- 0		0- 0	HOME	0- 1	0- 1	8- 4			
3- 12	0- 0		0- 0	AWAY	0- 2	0- 0	3- 10			
0- 0	0- 0		0- 0	NEUTRAL	0- 0	0- 0	0- 0			
5- 7	0- 0		0- 0	NON-CONFERENCE	0- 1	0- 1	5- 5			
4- 2	0- 0		0- 0	HOME	0- 0	0- 1	4- 1			
1- 5	0- 0		0- 0	AWAY	0- 1	0- 0	1- 4			
0- 0	0- 0		0- 0	NEUTRAL	0- 0	0- 0	0- 0			
6- 11	0- 0		0- 0	CONFERENCE	0- 2	0- 0	6- 9			
4- 4	0- 0		0- 0	HOME	0- 1	0- 0	4- 3			
2- 7	0- 0		0- 0	AWAY	0- 1	0- 0	2- 6			
0- 0	0- 0		0- 0	NEUTRAL	0- 0	0- 0	0- 0			

[illegible]

Non-Div I Games:	Norwich	86	40
------------------	---------	----	----

Vermont

Loss, Non-Conf, S Site, H Home A Away N Neutral

Villanova

Through Games Of March 8, 2020

Average RPI Win:	153	WON-LOST	WINNING	LAST 10	STRENGTH OF	OPP. STRENGTH	TEAM	ADJ.	CONF.	ADJ CONF.
Average RPI Loss:	74	RECORD	PCT. RANK	GAMES	SCHEDULE	OF SCHEDULE	RPI	RPI	RPI	RPI
DIV. I ONLY	18- 13	129	6-4	76	66	82	82	6	6	
DIV. I NON-CONF.	6- 5	151	0	61	58	82	82	6	6	
TOTALS	RPI 1-25	RPI 26-50	W-L RECORDS	RPI 51-100	RPI 101-150	RPI 150+				
18- 13	2- 3	0- 2	OVERALL	6- 5	0- 2	10- 1				
9- 5	2- 0	0- 1	HOME	2- 3	0- 1	5- 0				
8- 7	0- 2	0- 1	AWAY	4- 2	0- 1	4- 1				
1- 1	0- 1	0- 0	NEUTRAL	0- 0	0- 0	1- 0				
6- 5	0- 0	0- 2	NON-CONFERENCE	3- 0	0- 2	3- 1				
3- 2	0- 0	0- 1	HOME	1- 0	0- 1	2- 0				
3- 3	0- 0	0- 1	AWAY	2- 0	0- 1	1- 1				
0- 0	0- 0	0- 0	NEUTRAL	0- 0	0- 0	0- 0				
12- 8	2- 3	0- 0	CONFERENCE	3- 5	0- 0	7- 0				
6- 3	2- 0	0- 0	HOME	1- 3	0- 0	3- 0				
5- 4	0- 2	0- 0	AWAY	2- 2	0- 0	3- 0				
1- 1	0- 1	0- 0	NEUTRAL	0- 0	0- 0	1- 0				

RPI S	Opponent	Score	RPI S	Opponent	Score	RPI S	Opponent	Score	RPI S	Opponent	Score
22 A	DePaul	69 85	30 H	James Madison	52 56	51 A	Creighton	47 67	116 A	Temple	69 74
22 H	DePaul	76 58	41 A	Drexel	52 54	51 H	Creighton	42 58	144 H	George Washington	56 68
24 A	Marquette	52 57				56 H	Penn	70 58	187 A	Providence	74 63
24 H	Marquette	61 47				57 A	St. John's (NY)	67 62	187 H	Providence	51 49
24 N	Marquette	59 72				57 H	St. John's (NY)	66 64	188 H	Manhattan	63 51
						61 A	Seton Hall	61 55	195 A	La Salle	77 69
						61 H	Seton Hall	63 65	201 A	American	54 76
						66 A	Georgia	63 58	236 H	Saint Joseph's	60 44
						89 A	Fordham	73 66	259 A	Georgetown	48 40
						98 A	Butler	61 63	259 H	Georgetown	74 53
						98 H	Butler	41 58	268 A	Xavier	55 54
									268 H	Xavier	66 54
									268 N	Xavier	64 56
LAST 10 Division I											
24 N	Marquette	59 72	24 H	Marquette	61 47						
268 N	Xavier	64 56	259 A	Georgetown	48 40						
187 A	Providence	74 63	98 A	Butler	61 63						
51 A	Creighton	47 67	268 A	Xavier	55 54						
22 H	DePaul	76 58	61 H	Seton Hall	63 65						

Non-Div I Games:

Villanova

Loss, Non-Conf, S Site, H Home A Away N Neutral

## Virginia

Through Games Of March 8, 2020

Average RPI Win:	122	WON-LOST	WINNING	LAST 10	STRENGTH OF	OPP. STRENGTH	TEAM	ADJ.	CONF.	ADJ CONF.
Average RPI Loss:	53	RECORD	PCT. RANK	GAMES	SCHEDULE	OF SCHEDULE	RPI	RPI	RPI	RPI
DIV. I ONLY	13- 17	211	5-5	3	37	76	76	5	5	
DIV. I NON-CONF.	5- 6	187	0	1	20	37	37	4	4	
TOTALS	RPI 1-25	RPI 26-50	W-L RECORDS	RPI 51-100	RPI 101-150	RPI 150+				
13- 17	0- 7	5- 4	OVERALL	2- 3	2- 3	4- 0				
9- 5	0- 3	4- 1	HOME	1- 0	2- 1	2- 0				
4- 10	0- 3	1- 3	AWAY	1- 2	0- 2	2- 0				
0- 2	0- 1	0- 0	NEUTRAL	0- 1	0- 0	0- 0				
5- 6	0- 4	3- 1	NON-CONFERENCE	0- 1	0- 0	2- 0				
3- 2	0- 2	3- 0	HOME	0- 0	0- 0	0- 0				
2- 3	0- 1	0- 1	AWAY	0- 1	0- 0	2- 0				
0- 1	0- 1	0- 0	NEUTRAL	0- 0	0- 0	0- 0				
8- 11	0- 3	2- 3	CONFERENCE	2- 2	2- 3	2- 0				
6- 3	0- 1	1- 1	HOME	1- 0	2- 1	2- 0				
2- 7	0- 2	1- 2	AWAY	1- 1	0- 2	0- 0				
0- 1	0- 0	0- 0	NEUTRAL	0- 1	0- 0	0- 0				

RPI	S	Opponent	Score	RPI	S	Opponent	Score	RPI	S	Opponent	Score	RPI	S	Opponent	Score
4	A	UConn	44 83	26	A	Duke	47 62	62	A	Boston College	69 52	115	A	Wake Forest	56 62
7	A	Louisville	56 71	26	H	Duke	66 63	79	A	Georgia Tech	51 61	120	H	Miami (FL)	69 64
11	N	Mississippi St.	59 72	30	H	James Madison	55 49	81	A	Southern California	49 59	122	H	Notre Dame	90 60
13	H	UCLA	62 73	31	A	Florida St.	55 63	100	H	Syracuse	57 41	149	A	North Carolina	68 78
16	A	NC State	60 80	33	H	Old Dominion	56 53	100	N	Syracuse	50 67	149	H	North Carolina	47 65
16	H	NC State	64 75	40	A	Virginia Tech	86 76					218	A	UNLV	63 55
23	H	Kentucky	47 50	40	H	Virginia Tech	61 69					221	H	Clemson	70 54
				47	H	Bucknell	84 60					281	A	CSUN	72 47
				49	A	Rutgers	63 73					286	H	Pittsburgh	66 55
LAST 10 Division I															
100	N	Syracuse	50 67	120	H	Miami (FL)	69 64								
16	H	NC State	64 75	31	A	Florida St.	55 63								
286	H	Pittsburgh	66 55	221	H	Clemson	70 54								
40	A	Virginia Tech	86 76	100	H	Syracuse	57 41								
26	A	Duke	47 62	149	A	North Carolina	68 78								

Non-Div I Games:

Virginia

■ Loss, 
 ■ Non-Conf, 
 ■ S Site, 
 ■ H Home 
 ■ A Away 
 N Neutral



Average RPI Win:	141	WON-LOST	WINNING	LAST 10	STRENGTH OF	OPP. STRENGTH	TEAM	ADJ.	CONF.	ADJ CONF.
Average RPI Loss:	50	RECORD	PCT. RANK	GAMES	SCHEDULE	OF SCHEDULE	RPI	RPI	RPI	RPI
DIV. I ONLY	21- 9	61	6-4	64	48	40	40	5	5	
DIV. I NON-CONF.	10- 1	20	0	113	88	27	27	4	4	
TOTALS	RPI 1-25	RPI 26-50	W-L RECORDS	RPI 51-100	RPI 101-150	RPI 150+				
21- 9	0- 3	2- 2	OVERALL	6- 3	6- 1	7- 0				
13- 2	0- 1	2- 0	HOME	3- 1	3- 0	5- 0				
5- 5	0- 2	0- 2	AWAY	1- 1	3- 0	1- 0				
3- 2	0- 0	0- 0	NEUTRAL	2- 1	0- 1	1- 0				
10- 1	0- 0	1- 0	NON-CONFERENCE	3- 1	1- 0	5- 0				
6- 0	0- 0	1- 0	HOME	1- 0	1- 0	3- 0				
1- 0	0- 0	0- 0	AWAY	0- 0	0- 0	1- 0				
3- 1	0- 0	0- 0	NEUTRAL	2- 1	0- 0	1- 0				
11- 8	0- 3	1- 2	CONFERENCE	3- 2	5- 1	2- 0				
7- 2	0- 1	1- 0	HOME	2- 1	2- 0	2- 0				
4- 5	0- 2	0- 2	AWAY	1- 1	3- 0	0- 0				
0- 1	0- 0	0- 0	NEUTRAL	0- 0	0- 1	0- 0				

RPI 1-25				RPI 26-50				Team's RPI: 40				RPI 51-100				RPI 101+			
RPI	S	Opponent	Score	RPI	S	Opponent	Score	RPI	S	Opponent	Score	RPI	S	Opponent	Score	RPI	S	Opponent	Score
7	A	Louisville	53 70	26	A	Duke	67 72	54	N	Rice	54 45	115	A	Wake Forest	73 62				
16	A	NC State	69 76	26	H	Duke	70 56	55	N	Belmont	60 58	115	N	Wake Forest	55 58				
16	H	NC State	59 71	31	A	Florida St.	62 86	62	H	Boston College	70 49	120	H	Miami (FL)	69 45				
				45	H	Purdue	67 54	66	N	Georgia	72 77	122	A	Notre Dame	68 62				
								76	A	Virginia	69 61	140	H	Davidson	88 68				
								76	H	Virginia	76 86	149	A	North Carolina	72 63				
								79	H	Georgia Tech	64 61	149	H	North Carolina	76 70				
								99	H	Liberty	73 69	159	H	Gardner-Webb	87 65				
								100	A	Syracuse	65 67	168	N	Wichita St.	84 63				
												221	H	Clemson	71 50				
												250	A	George Mason	77 58				
												269	H	Saint Francis (PA)	105 41				
												286	H	Pittsburgh	68 56				
												318	H	UMES	86 43				
LAST 10 Division I																			
115	N	Wake Forest	55 58	115	A	Wake Forest	73 62												
7	A	Louisville	53 70	79	H	Georgia Tech	64 61												
26	H	Duke	70 56	149	A	North Carolina	72 63												
76	H	Virginia	76 86	16	H	NC State	59 71												
122	A	Notre Dame	68 62	120	H	Miami (FL)	69 45												

Non-Div I Games:

Virginia Tech

■ Loss, 
 ■ Non-Conf, 
 ■ S Site, 
 ■ H Home 
 ■ A Away 
 N Neutral

Average RPI Win:	317	WON-LOST	WINNING	LAST 10	STRENGTH OF	OPP. STRENGTH	TEAM	ADJ.	CONF.	ADJ CONF.
Average RPI Loss:	189	RECORD	PCT. RANK	GAMES	SCHEDULE	OF SCHEDULE	RPI	RPI	RPI	RPI
DIV. I ONLY	9- 19	279	3-7	248	341	304	304	30	30	
DIV. I NON-CONF.	3- 7	252	0	58	283	213	213	30	30	
TOTALS	RPI 1-25	RPI 26-50	W-L RECORDS	RPI 51-100	RPI 101-150	RPI 150+				
9- 19	0- 1	0- 0	OVERALL	0- 4	0- 3	9- 11				
7- 6	0- 0	0- 0	HOME	0- 1	0- 1	7- 4				
2- 13	0- 1	0- 0	AWAY	0- 3	0- 2	2- 7				
0- 0	0- 0	0- 0	NEUTRAL	0- 0	0- 0	0- 0				
3- 7	0- 1	0- 0	NON-CONFERENCE	0- 4	0- 1	3- 1				
3- 1	0- 0	0- 0	HOME	0- 1	0- 0	3- 0				
0- 6	0- 1	0- 0	AWAY	0- 3	0- 1	0- 1				
0- 0	0- 0	0- 0	NEUTRAL	0- 0	0- 0	0- 0				
6- 12	0- 0	0- 0	CONFERENCE	0- 0	0- 2	6- 10				
4- 5	0- 0	0- 0	HOME	0- 0	0- 1	4- 4				
2- 7	0- 0	0- 0	AWAY	0- 0	0- 1	2- 6				
0- 0	0- 0	0- 0	NEUTRAL	0- 0	0- 0	0- 0				

RPI	S	Opponent	Score	RPI	S	Opponent	Score	RPI	S	Opponent	Score	RPI	S	Opponent	Score	Team's RPI: 304
3	A	Maryland	56	119	52	A	Yale	68	87	111	A	Colgate	58	74		
					73	H	Stony Brook	45	66	114	A	Robert Morris	47	51		
					95	A	Rider	63	77	114	H	Robert Morris	35	77		
					98	A	Butler	58	74	152	A	Mt. St. Mary's	63	78		
										152	H	Mt. St. Mary's	52	67		
										184	A	Merrimack	44	55		
										262	A	Youngstown St.	42	64		
										269	A	Saint Francis (PA)	50	51		
										269	H	Saint Francis (PA)	55	50		
										297	H	UMBC	67	60		
										298	H	Sacred Heart	65	79		
										303	A	Fairleigh Dickinson	53	57		
										303	H	Fairleigh Dickinson	61	62		
										317	H	Saint Peter's	90	89		
										319	A	St. Francis Brooklyn	74	53		
										319	H	St. Francis Brooklyn	74	66		
										323	A	Bryant	58	45		
										323	H	Bryant	53	65		
										331	H	NJIT	61	59		
										333	A	LIU Brooklyn	52	66		
										333	H	LIU Brooklyn	63	61		
										346	A	Central Conn. St.	63	66		
										346	H	Central Conn. St.	63	56		
LAST 10 Division I																
					323	H	Bryant	53	65	152	H	Mt. St. Mary's	52	67		
					303	A	Fairleigh Dickinson	53	57	184	A	Merrimack	44	55		
					333	A	LIU Brooklyn	52	66	114	H	Robert Morris	35	77		
					319	A	St. Francis Brooklyn	74	53	269	H	Saint Francis (PA)	55	50		
					346	H	Central Conn. St.	63	56	303	H	Fairleigh Dickinson	61	62		

Non-Div I Games: Staten Island 81 57

Wagner

Loss, Non-Conf, S Site, H Home A Away N Neutral

## Wake Forest

Through Games Of March 8, 2020

Average RPI Win:	145	WON-LOST	WINNING	LAST 10	STRENGTH OF	OPP. STRENGTH	TEAM	ADJ.	CONF.	ADJ CONF.
Average RPI Loss:	93	RECORD	PCT. RANK	GAMES	SCHEDULE	OF SCHEDULE	RPI	RPI	RPI	RPI
DIV. I ONLY	16- 16	174	4-6	63	68	115	115	5	5	
DIV. I NON-CONF.	7- 4	100	0	131	184	113	113	4	4	
TOTALS	RPI 1-25	RPI 26-50	W-L RECORDS	RPI 51-100	RPI 101-150	RPI 150+				
16- 16	0- 2	3- 4	OVERALL	3- 4	4- 4	6- 2				
9- 6	0- 0	0- 2	HOME	3- 1	2- 3	4- 0				
3- 9	0- 2	1- 1	AWAY	0- 3	0- 1	2- 2				
4- 1	0- 0	2- 1	NEUTRAL	0- 0	2- 0	0- 0				
7- 4	0- 0	1- 0	NON-CONFERENCE	0- 2	2- 1	4- 1				
4- 2	0- 0	0- 0	HOME	0- 1	1- 1	3- 0				
1- 2	0- 0	0- 0	AWAY	0- 1	0- 0	1- 1				
2- 0	0- 0	1- 0	NEUTRAL	0- 0	1- 0	0- 0				
9- 12	0- 2	2- 4	CONFERENCE	3- 2	2- 3	2- 1				
5- 4	0- 0	0- 2	HOME	3- 0	1- 2	1- 0				
2- 7	0- 2	1- 1	AWAY	0- 2	0- 1	1- 1				
2- 1	0- 0	1- 1	NEUTRAL	0- 0	1- 0	0- 0				

RPI S	Opponent	Score	RPI S	Opponent	Score	RPI S	Opponent	Score	RPI S	Opponent	Score	Team's RPI: 115
7	A Louisville	61 75	26	A Duke	60 58	57	A St. John's (NY)	74 82	120	A Miami (FL)	56 59	
16	A NC State	45 59	31	A Florida St.	67 78	60	H Charlotte	65 77	120	H Miami (FL)	63 79	
			31	H Florida St.	65 70	62	A Boston College	54 67	122	H Notre Dame	71 75	
			31	N Florida St.	47 76	76	H Virginia	62 56	133	H Campbell	74 46	
			38	N Dayton	78 59	79	A Georgia Tech	52 62	139	N Florida	73 68	
			40	H Virginia Tech	62 73	79	H Georgia Tech	65 60	142	H UNC Greensboro	65 67	
			40	N Virginia Tech	58 55	100	H Syracuse	65 60	149	H North Carolina	82 79	
									149	N North Carolina	83 73	
									172	A Elon	69 57	
									221	A Clemson	66 52	
									221	H Clemson	63 58	
									242	H East Carolina	76 53	
									261	H Col. of Charleston	106 50	
									273	H UNCW	65 55	
									286	A Pittsburgh	48 53	
									287	A ETSU	60 67	
LAST 10 Division I												
			31	N Florida St.	47 76	31	A Florida St.	67 78				
			40	N Virginia Tech	58 55	40	H Virginia Tech	62 73				
			149	N North Carolina	83 73	221	A Clemson	66 52				
			120	H Miami (FL)	63 79	79	A Georgia Tech	52 62				
			149	H North Carolina	82 79	122	H Notre Dame	71 75				

Non-Div I Games:

Wake Forest

■ Loss, 
■ Non-Conf, 
■ S Site, 
■ H Home 
■ A Away 
N Neutral

## Washington

Through Games Of March 8, 2020

Average RPI Win:	165	WON-LOST	WINNING	LAST 10	STRENGTH OF	OPP. STRENGTH	TEAM	ADJ.	CONF.	ADJ CONF.
Average RPI Loss:	71	RECORD	PCT. RANK	GAMES	SCHEDULE	OF SCHEDULE	RPI	RPI	RPI	RPI
DIV. I ONLY	13- 17	211	3-7	57	32	141	141	1	1	
DIV. I NON-CONF.	8- 3	68	0	228	229	145	145	2	2	
TOTALS	RPI 1-25	RPI 26-50	W-L RECORDS	RPI 51-100	RPI 101-150	RPI 150+				
13- 17	2- 5	0- 4	OVERALL	2- 1	3- 5	6- 2				
7- 9	1- 1	0- 2	HOME	2- 0	0- 4	4- 2				
3- 7	0- 4	0- 2	AWAY	0- 1	3- 0	0- 0				
3- 1	1- 0	0- 0	NEUTRAL	0- 0	0- 1	2- 0				
8- 3	1- 0	0- 0	NON-CONFERENCE	0- 0	1- 1	6- 2				
4- 3	0- 0	0- 0	HOME	0- 0	0- 1	4- 2				
1- 0	0- 0	0- 0	AWAY	0- 0	1- 0	0- 0				
3- 0	1- 0	0- 0	NEUTRAL	0- 0	0- 0	2- 0				
5- 14	1- 5	0- 4	CONFERENCE	2- 1	2- 4	0- 0				
3- 6	1- 1	0- 2	HOME	2- 0	0- 3	0- 0				
2- 7	0- 4	0- 2	AWAY	0- 1	2- 0	0- 0				
0- 1	0- 0	0- 0	NEUTRAL	0- 0	0- 1	0- 0				

RPI	S	Opponent	Score	RPI	S	Opponent	Score	RPI	S	Opponent	Score	RPI	S	Opponent	Score	Team's RPI: 141
2	A	Oregon	56 92	27	A	Arizona	53 64	81	A	Southern California	78 81	105	H	Utah	65 74	
6	A	Stanford	56 77	27	H	Arizona	58 66	81	H	Southern California	75 66	105	N	Utah	63 72	
6	H	Stanford	41 58	42	A	Arizona St.	68 72	94	H	Colorado	61 52	106	A	Washington St.	65 56	
13	A	UCLA	80 85	42	H	Arizona St.	50 67					106	H	Washington St.	59 66	
13	H	UCLA	74 68									113	A	San Diego	65 47	
15	N	Iowa	70 63									123	A	California	67 64	
20	A	Oregon St.	61 75									123	H	California	74 81	
												127	H	Vanderbilt	74 76	
												173	H	Tulane	62 64	
												210	H	Hawaii	50 62	
												213	H	San Francisco	73 54	
												240	H	CSU Bakersfield	80 49	
												254	N	Iona	65 34	
												263	N	Howard	75 58	
												306	H	Seattle U	78 46	
												327	H	Weber St.	94 41	
LAST 10 Division I																
105	N	Utah	63 72	42	A	Arizona St.	68 72									
2	A	Oregon	56 92	27	A	Arizona	53 64									
20	A	Oregon St.	61 75	94	H	Colorado	61 52									
13	H	UCLA	74 68	105	H	Utah	65 74									
81	H	Southern California	75 66	123	H	California	74 81									

Non-Div I Games:

Washington

■ Loss, 
■ Non-Conf, 
■ S Site, 
■ H Home 
■ A Away 
N Neutral

Washington St.

Through Games Of March 8, 2020

Average RPI Win:	175	WON-LOST	WINNING	LAST 10	STRENGTH OF	OPP. STRENGTH	TEAM	ADJ.	CONF.	ADJ CONF.
Average RPI Loss:	39	RECORD	PCT. RANK	GAMES	SCHEDULE	OF SCHEDULE	RPI	RPI	RPI	RPI
DIV. I ONLY	11- 20	269	1-9	5	20	106	106	1	1	
DIV. I NON-CONF.	7- 5	131	0	18	83	65	65	2	2	
TOTALS	RPI 1-25	RPI 26-50	W-L RECORDS	RPI 51-100	RPI 101-150	RPI 150+				
11- 20	0- 11	0- 4	OVERALL	3- 2	3- 3	5- 0				
7- 8	0- 3	0- 2	HOME	2- 1	1- 2	4- 0				
3- 8	0- 4	0- 2	AWAY	1- 1	2- 1	0- 0				
1- 4	0- 4	0- 0	NEUTRAL	0- 0	0- 0	1- 0				
7- 5	0- 4	0- 0	NON-CONFERENCE	2- 0	0- 1	5- 0				
5- 1	0- 1	0- 0	HOME	1- 0	0- 0	4- 0				
1- 1	0- 0	0- 0	AWAY	1- 0	0- 1	0- 0				
1- 3	0- 3	0- 0	NEUTRAL	0- 0	0- 0	1- 0				
4- 15	0- 7	0- 4	CONFERENCE	1- 2	3- 2	0- 0				
2- 7	0- 2	0- 2	HOME	1- 1	1- 2	0- 0				
2- 7	0- 4	0- 2	AWAY	0- 1	2- 0	0- 0				
0- 1	0- 1	0- 0	NEUTRAL	0- 0	0- 0	0- 0				

RPI	S	Opponent	Score	RPI	S	Opponent	Score	RPI	S	Opponent	Score	RPI	S	Opponent	Score	Team's RPI: 106
1	N	South Carolina	53 68	27	A	Arizona	57 72	80	A	Boise St.	80 68	105	H	Utah	66 78	
2	A	Oregon	57 88	27	H	Arizona	67 74	81	A	Southern California	63 74	120	A	Miami (FL)	68 74	
5	N	Baylor	66 89	42	A	Arizona St.	59 62	81	H	Southern California	60 66	123	A	California	96 75	
6	A	Stanford	58 77	42	H	Arizona St.	56 65	91	H	BYU	67 50	123	H	California	92 66	
6	H	Stanford	49 71					94	H	Colorado	69 59	141	A	Washington	66 59	
9	H	Gonzaga	53 76									141	H	Washington	56 65	
13	A	UCLA	50 66									175	H	Pepperdine	85 48	
13	H	UCLA	62 70									232	N	Southern U.	69 54	
14	N	Indiana	44 78									257	H	UC Irvine	87 59	
20	A	Oregon St.	58 73									281	H	CSUN	71 61	
20	N	Oregon St.	55 82									329	H	Ark.-Pine Bluff	85 56	
LAST 10 Division I																
20	N	Oregon St.	55 82	27	A	Arizona	57 72									
20	A	Oregon St.	58 73	42	A	Arizona St.	59 62									
2	A	Oregon	57 88	105	H	Utah	66 78									
81	H	Southern California	60 66	94	H	Colorado	69 59									
13	H	UCLA	62 70	6	H	Stanford	49 71									

Non-Div I Games:

Washington St.

Loss, Non-Conf, S Site, H Home A Away N Neutral

Average RPI Win:	285	WON-LOST	WINNING	LAST 10	STRENGTH OF	OPP. STRENGTH	TEAM	ADJ.	CONF.	ADJ CONF.
Average RPI Loss:	173	RECORD	PCT. RANK	GAMES	SCHEDULE	OF SCHEDULE	RPI	RPI	RPI	RPI
DIV. I ONLY	4- 25	330	1-9	235	204	327	327	18	18	
DIV. I NON-CONF.	2- 7	288	0	206	188	267	267	17	17	
TOTALS	RPI 1-25	RPI 26-50	W-L RECORDS	RPI 51-100	RPI 101-150	RPI 150+				
4- 25	0- 1	0- 0	OVERALL	0- 2	0- 6	4- 16				
2- 10	0- 0	0- 0	HOME	0- 1	0- 2	2- 7				
2- 15	0- 1	0- 0	AWAY	0- 1	0- 4	2- 9				
0- 0	0- 0	0- 0	NEUTRAL	0- 0	0- 0	0- 0				
2- 7	0- 1	0- 0	NON-CONFERENCE	0- 0	0- 4	2- 2				
1- 1	0- 0	0- 0	HOME	0- 0	0- 1	1- 0				
1- 6	0- 1	0- 0	AWAY	0- 0	0- 3	1- 2				
0- 0	0- 0	0- 0	NEUTRAL	0- 0	0- 0	0- 0				
2- 18	0- 0	0- 0	CONFERENCE	0- 2	0- 2	2- 14				
1- 9	0- 0	0- 0	HOME	0- 1	0- 1	1- 7				
1- 9	0- 0	0- 0	AWAY	0- 1	0- 1	1- 7				
0- 0	0- 0	0- 0	NEUTRAL	0- 0	0- 0	0- 0				

RPI	S	Opponent	Score	RPI	S	Opponent	Score	RPI	S	Opponent	Score	RPI	S	Opponent	Score	Team's RPI: 327
13	A	UCLA	45 85					63	A	Montana St.	52 81	105	A	Utah	46 75	
								63	H	Montana St.	67 102	108	A	Idaho	50 70	
												108	H	Idaho	57 91	
												128	H	Portland	59 78	
												136	A	Pacific	53 76	
												141	A	Washington	41 94	
												154	A	Montana	57 85	
												154	H	Montana	46 78	
												176	A	Southern Utah	66 82	
												176	H	Southern Utah	71 87	
												180	A	Northern Ariz.	61 92	
												180	H	Northern Ariz.	82 88	
												182	A	Idaho St.	41 55	
												182	H	Idaho St.	54 65	
												194	A	Portland St.	63 88	
												194	H	Portland St.	57 76	
												219	A	UTEP	51 70	
												226	A	Northern Colo.	65 60	
												226	H	Northern Colo.	65 69	
												289	H	Utah Valley	72 46	
												305	A	Sacramento St.	52 58	
												305	H	Sacramento St.	67 91	
												311	A	UC Riverside	64 54	
												312	A	Eastern Wash.	53 63	
												312	H	Eastern Wash.	83 77	
												313	A	New Mexico St.	47 77	
LAST 10 Division I																
312	H	Eastern Wash.	83 77	63	H	Montana St.	67 102									
108	H	Idaho	57 91	154	H	Montana	46 78									
194	A	Portland St.	63 88	180	A	Northern Ariz.	61 92									
176	A	Southern Utah	66 82	305	A	Sacramento St.	52 58									
182	A	Idaho St.	41 55	226	H	Northern Colo.	65 69									

Non-Div I Games:

Weber St.

■ Loss, 
 ■ Non-Conf, 
 ■ Site, 
 ■ Home 
 ■ Away 
 N Neutral

# West Virginia

Through Games Of March 8, 2020

Average RPI Win:	150	WON-LOST	WINNING	LAST 10	STRENGTH OF	OPP. STRENGTH	TEAM	ADJ.	CONF.	ADJ CONF.
Average RPI Loss:	48	RECORD	PCT. RANK	GAMES	SCHEDULE	OF SCHEDULE	RPI	RPI	RPI	RPI
DIV. I ONLY	17- 12	124	3-7	40	35	70	70	3	3	
DIV. I NON-CONF.	10- 1	20	0	169	165	42	42	3	3	
TOTALS	RPI 1-25	RPI 26-50	W-L RECORDS	RPI 51-100	RPI 101-150	RPI 150+				
17- 12	1- 4	2- 2	OVERALL	2- 6	5- 0	7- 0				
9- 5	0- 2	2- 0	HOME	0- 3	2- 0	5- 0				
4- 6	1- 2	0- 2	AWAY	1- 2	2- 0	0- 0				
4- 1	0- 0	0- 0	NEUTRAL	1- 1	1- 0	2- 0				
10- 1	1- 0	0- 0	NON-CONFERENCE	1- 1	1- 0	7- 0				
5- 0	0- 0	0- 0	HOME	0- 0	0- 0	5- 0				
1- 0	1- 0	0- 0	AWAY	0- 0	0- 0	0- 0				
4- 1	0- 0	0- 0	NEUTRAL	1- 1	1- 0	2- 0				
7- 11	0- 4	2- 2	CONFERENCE	1- 5	4- 0	0- 0				
4- 5	0- 2	2- 0	HOME	0- 3	2- 0	0- 0				
3- 6	0- 2	0- 2	AWAY	1- 2	2- 0	0- 0				
0- 0	0- 0	0- 0	NEUTRAL	0- 0	0- 0	0- 0				

RPI 1-25				RPI 26-50				RPI 51-100 Team's RPI: 70				RPI 101+			
RPI	S	Opponent	Score	RPI	S	Opponent	Score	RPI	S	Opponent	Score	RPI	S	Opponent	Score
5	A	Baylor	51 91	39	A	Iowa St.	58 61	51	N	Creighton	75 82	103	N	Michigan St.	63 57
5	H	Baylor	39 64	39	H	Iowa St.	79 71	68	A	Oklahoma St.	57 60	131	A	Kansas	68 49
11	A	Mississippi St.	71 65	43	A	Texas	44 50	68	H	Oklahoma St.	55 57	131	H	Kansas	60 53
19	A	TCU	60 73	43	H	Texas	68 63	75	A	Kansas St.	74 63	134	A	Texas Tech	71 69
19	H	TCU	63 77					75	H	Kansas St.	55 56	134	H	Texas Tech	67 60
								92	A	Oklahoma	58 68	158	N	Norfolk St.	72 55
								92	H	Oklahoma	49 73	169	H	Radford	74 37
								100	N	Syracuse	71 69	192	H	Cornell	68 62
												229	N	New Mexico	73 60
												269	H	Saint Francis (PA)	74 45
												301	H	Presbyterian	56 40
												335	H	Coppin St.	82 47
LAST 10 Division I															
				19	H	TCU	63 77	43	A	Texas	44 50				
				134	A	Texas Tech	71 69	134	H	Texas Tech	67 60				
				39	A	Iowa St.	58 61	75	H	Kansas St.	55 56				
				5	H	Baylor	39 64	68	A	Oklahoma St.	57 60				
				131	H	Kansas	60 53	92	A	Oklahoma	58 68				

Non-Div I Games:

West Virginia

Loss, Non-Conf, S Site, H Home A Away N Neutral

Western Caro.

Through Games Of March 8, 2020

Average RPI Win:	291	WON-LOST	WINNING	LAST 10	STRENGTH OF	OPP. STRENGTH	TEAM	ADJ.	CONF.	ADJ CONF.
Average RPI Loss:	206	RECORD	PCT. RANK	GAMES	SCHEDULE	OF SCHEDULE	RPI	RPI	RPI	RPI
DIV. I ONLY	3- 25	336	2-8	283	323	342	342	27	27	
DIV. I NON-CONF.	1- 12	335	0	208	346	334	334	21	21	
TOTALS	RPI 1-25	RPI 26-50	W-L RECORDS	RPI 51-100	RPI 101-150	RPI 150+				
3- 25	0- 0	0- 0	OVERALL	0- 1	0- 5	3- 19				
2- 12	0- 0	0- 0	HOME	0- 1	0- 2	2- 9				
1- 12	0- 0	0- 0	AWAY	0- 0	0- 3	1- 9				
0- 1	0- 0	0- 0	NEUTRAL	0- 0	0- 0	0- 1				
1- 12	0- 0	0- 0	NON-CONFERENCE	0- 1	0- 3	1- 8				
1- 6	0- 0	0- 0	HOME	0- 1	0- 1	1- 4				
0- 6	0- 0	0- 0	AWAY	0- 0	0- 2	0- 4				
0- 0	0- 0	0- 0	NEUTRAL	0- 0	0- 0	0- 0				
2- 13	0- 0	0- 0	CONFERENCE	0- 0	0- 2	2- 11				
1- 6	0- 0	0- 0	HOME	0- 0	0- 1	1- 5				
1- 6	0- 0	0- 0	AWAY	0- 0	0- 1	1- 5				
0- 1	0- 0	0- 0	NEUTRAL	0- 0	0- 0	0- 1				

RPI S	Opponent	Score	RPI S	Opponent	Score	RPI S	Opponent	Score	RPI S	Opponent	Score	Team's RPI: 342
						96 H	Coastal Caro.	43 66	133 H	Campbell	40 61	
									140 A	Davidson	51 101	
									142 A	UNC Greensboro	43 54	
									142 H	UNC Greensboro	61 72	
									149 A	North Carolina	55 92	
									151 A	Samford	53 70	
									151 H	Samford	50 62	
									151 N	Samford	62 77	
									159 A	Gardner-Webb	62 88	
									172 A	Elon	24 68	
									189 H	Cleveland St.	61 68	
									196 A	Furman	53 69	
									196 H	Furman	59 69	
									206 H	Tennessee Tech	58 62	
									207 A	Chattanooga	61 53	
									207 H	Chattanooga	52 59	
									258 H	UNC Asheville	47 64	
									261 A	Col. of Charleston	62 73	
									271 A	Wofford	63 76	
									271 H	Wofford	58 65	
									282 H	Winthrop	60 63	
									287 A	ETSU	49 76	
									287 H	ETSU	57 62	
									324 A	Mercer	54 60	
									324 H	Mercer	51 40	
									325 A	USC Upstate	62 70	
LAST 10 Division I												
			151 N	Samford	62 77		142 H	UNC Greensboro	61 72			
			151 A	Samford	53 70		207 A	Chattanooga	61 53			
			324 A	Mercer	54 60		287 A	ETSU	49 76			
			271 H	Wofford	58 65		324 H	Mercer	51 40			
			196 H	Furman	59 69		151 H	Samford	50 62			

Non-Div I Games: Southern Wesleyan 70 37 UVa-Wise 64 55

Western Caro.

Loss, Non-Conf, S Site, H Home A Away N Neutral



RPI	S	Opponent	Score
343	H	Charleston So.	69 64

W  
e  
s  
t  
e  
r  
n  
C  
a  
r  
o  
.

W  
e  
s  
t  
e  
r  
n  
C  
a  
r  
o  
.

Western Caro.

Average RPI Win: 265		WON-LOST	WINNING	LAST 10	STRENGTH OF	OPP. STRENGTH	TEAM	ADJ.	CONF.	ADJ CONF.
Average RPI Loss: 116		RECORD	PCT. RANK	GAMES	SCHEDULE	OF SCHEDULE	RPI	RPI	RPI	RPI
DIV. I ONLY		12- 15	208	4-6	220	171	211	211	19	19
DIV. I NON-CONF.		3- 7	252	0	161	84	239	239	18	18
TOTALS	RPI 1-25	RPI 26-50		W-L RECORDS	RPI 51-100		RPI 101-150	RPI 150+		
12- 15	0- 1	0- 4		OVERALL	1- 3		0- 1	11- 6		
8- 3	0- 0	0- 2		HOME	1- 1		0- 0	7- 0		
4- 9	0- 1	0- 2		AWAY	0- 2		0- 0	4- 4		
0- 3	0- 0	0- 0		NEUTRAL	0- 0		0- 1	0- 2		
3- 7	0- 1	0- 2		NON-CONFERENCE	1- 1		0- 1	2- 2		
2- 1	0- 0	0- 1		HOME	1- 0		0- 0	1- 0		
1- 4	0- 1	0- 1		AWAY	0- 1		0- 0	1- 1		
0- 2	0- 0	0- 0		NEUTRAL	0- 0		0- 1	0- 1		
9- 8	0- 0	0- 2		CONFERENCE	0- 2		0- 0	9- 4		
6- 2	0- 0	0- 1		HOME	0- 1		0- 0	6- 0		
3- 5	0- 0	0- 1		AWAY	0- 1		0- 0	3- 3		
0- 1	0- 0	0- 0		NEUTRAL	0- 0		0- 0	0- 1		

RPI 1-25			
RPI	S	Opponent	Score
25	A	Drake	75 94
RPI 26-50			
RPI	S	Opponent	Score
32	A	South Dakota	51 88
32	H	South Dakota	65 96
45	A	Purdue	59 66
50	H	Bradley	49 84
RPI 51-100			
RPI	S	Opponent	Score
71	A	South Dakota St.	45 75
71	H	South Dakota St.	48 89
74	A	Illinois St.	65 78
87	H	Southeast Mo. St.	97 91
RPI 101+			
RPI	S	Opponent	Score
107	N	Southern Ill.	65 79
177	A	Missouri	89 97
198	N	Eastern Ill.	52 60
203	A	Oral Roberts	60 71
203	H	Oral Roberts	75 61
203	N	Oral Roberts	66 74
217	A	North Dakota	71 77
217	H	North Dakota	91 74
241	A	Denver	78 84
241	H	Denver	82 75
256	A	North Dakota St.	79 78
256	H	North Dakota St.	86 79
276	H	Indiana St.	83 72
308	A	Omaha	83 69
308	H	Omaha	79 66
340	A	Purdue Fort Wayne	83 74
340	H	Purdue Fort Wayne	79 68
349	A	Chicago St.	88 78
LAST 10 Division I			
203	N	Oral Roberts	66 74
241	A	Denver	78 84
203	A	Oral Roberts	60 71
308	H	Omaha	79 66
217	H	North Dakota	91 74
32	A	South Dakota	51 88
340	A	Purdue Fort Wayne	83 74
256	H	North Dakota St.	86 79
71	H	South Dakota St.	48 89
217	A	North Dakota	71 77

Non-Div I Games:	Culver-Stockton	82	76	Ill.-Springfield	91	51	Mo. Baptist	90	69
------------------	-----------------	----	----	------------------	----	----	-------------	----	----

Western Ill.

Loss, Non-Conf, S Site, H Home A Away N Neutral

Average RPI Win:	178	WON-LOST	WINNING	LAST 10	STRENGTH OF	OPP. STRENGTH	TEAM	ADJ.	CONF.	ADJ CONF.
Average RPI Loss:	88	RECORD	PCT. RANK	GAMES	SCHEDULE	OF SCHEDULE	RPI	RPI	RPI	RPI
DIV. I ONLY	22- 7	37	9-1	89	103	29	29	13	13	
DIV. I NON-CONF.	8- 3	68	0	96	15	32	32	16	16	
TOTALS	RPI 1-25	RPI 26-50	W-L RECORDS	RPI 51-100	RPI 101-150	RPI 150+				
22- 7	1- 1	1- 3	OVERALL	5- 1	1- 0	14- 2				
13- 0	1- 0	1- 0	HOME	3- 0	1- 0	7- 0				
8- 7	0- 1	0- 3	AWAY	2- 1	0- 0	6- 2				
1- 0	0- 0	0- 0	NEUTRAL	0- 0	0- 0	1- 0				
8- 3	1- 1	0- 1	NON-CONFERENCE	3- 0	0- 0	4- 1				
4- 0	1- 0	0- 0	HOME	2- 0	0- 0	1- 0				
3- 3	0- 1	0- 1	AWAY	1- 0	0- 0	2- 1				
1- 0	0- 0	0- 0	NEUTRAL	0- 0	0- 0	1- 0				
14- 4	0- 0	1- 2	CONFERENCE	2- 1	1- 0	10- 1				
9- 0	0- 0	1- 0	HOME	1- 0	1- 0	6- 0				
5- 4	0- 0	0- 2	AWAY	1- 1	0- 0	4- 1				
0- 0	0- 0	0- 0	NEUTRAL	0- 0	0- 0	0- 0				

RPI 1-25				RPI 26-50				Team's RPI: 29				RPI 51-100				RPI 101+			
RPI	S	Opponent	Score	RPI	S	Opponent	Score	RPI	S	Opponent	Score	RPI	S	Opponent	Score	RPI	S	Opponent	Score
7	A	Louisville	56 75	33	A	Old Dominion	65 76	54	A	Rice	65 73	101	H	UAB	69 65				
18	H	Central Mich.	93 58	45	A	Purdue	50 67	55	H	Belmont	77 46	151	A	Samford	88 84				
				46	A	Middle Tenn.	103 108	58	A	Ball St.	91 86	199	A	Saint Mary's (CA)	73 80				
				46	H	Middle Tenn.	71 63	60	A	Charlotte	60 56	202	A	Fla. Atlantic	69 56				
								60	H	Charlotte	71 60	202	H	Fla. Atlantic	68 59				
								92	H	Oklahoma	74 63	205	A	Southern Miss.	81 65				
												208	H	Little Rock	77 58				
												219	H	UTEP	78 65				
												235	A	North Texas	54 61				
												251	A	Marshall	74 65				
												251	H	Marshall	79 65				
												260	N	Tulsa	76 63				
												264	A	Louisiana Tech	84 75				
												264	H	Louisiana Tech	71 67				
												310	H	FIU	71 51				
												321	H	UTSA	85 57				
												324	A	Mercer	75 62				
LAST 10 Division I																			
264	H	Louisiana Tech	71 67	321	H	UTSA	85 57												
60	H	Charlotte	71 60	219	H	UTEP	78 65												
46	A	Middle Tenn.	103 108	205	A	Southern Miss.	81 65												
202	A	Fla. Atlantic	69 56	264	A	Louisiana Tech	84 75												
251	H	Marshall	79 65	310	H	FIU	71 51												

Non-Div I Games:

Western Ky.

■ Loss, 
 ■ Non-Conf, S Site, 
 ■ Home 
 ■ Away 
 N Neutral

Average RPI Win:	212	WON-LOST	WINNING	LAST 10	STRENGTH OF	OPP. STRENGTH	TEAM	ADJ.	CONF.	ADJ CONF.
Average RPI Loss:	120	RECORD	PCT. RANK	GAMES	SCHEDULE	OF SCHEDULE	RPI	RPI	RPI	RPI
DIV. I ONLY	16- 12	130	6-4	203	139	143	143	10	10	
DIV. I NON-CONF.	6- 4	123	0	305	310	199	199	10	10	
TOTALS	RPI 1-25	RPI 26-50	W-L RECORDS	RPI 51-100	RPI 101-150	RPI 150+				
16- 12	0- 2	0- 1	OVERALL	1- 4	1- 0	14- 5				
8- 4	0- 1	0- 0	HOME	1- 1	1- 0	6- 2				
6- 7	0- 1	0- 1	AWAY	0- 2	0- 0	6- 3				
2- 1	0- 0	0- 0	NEUTRAL	0- 1	0- 0	2- 0				
6- 4	0- 0	0- 1	NON-CONFERENCE	0- 1	0- 0	6- 2				
2- 1	0- 0	0- 0	HOME	0- 0	0- 0	2- 1				
2- 2	0- 0	0- 1	AWAY	0- 0	0- 0	2- 1				
2- 1	0- 0	0- 0	NEUTRAL	0- 1	0- 0	2- 0				
10- 8	0- 2	0- 0	CONFERENCE	1- 3	1- 0	8- 3				
6- 3	0- 1	0- 0	HOME	1- 1	1- 0	4- 1				
4- 5	0- 1	0- 0	AWAY	0- 2	0- 0	4- 2				
0- 0	0- 0	0- 0	NEUTRAL	0- 0	0- 0	0- 0				

RPI 1-25				RPI 26-50				RPI 51-100				RPI 101+ Team's RPI: 143			
RPI	S	Opponent	Score	RPI	S	Opponent	Score	RPI	S	Opponent	Score	RPI	S	Opponent	Score
18	A	Central Mich.	60 76	34	A	Michigan	55 76	58	A	Ball St.	65 68	110	H	Buffalo	74 62
18	H	Central Mich.	70 80					58	H	Ball St.	63 64	153	A	Loyola Chicago	70 60
								73	N	Stony Brook	47 50	165	A	Akron	56 51
								85	H	Ohio	73 72	165	H	Akron	79 71
								97	A	Kent St.	63 75	171	A	Northern Ill.	68 65
												171	H	Northern Ill.	63 50
												181	A	Eastern Mich.	53 49
												181	H	Eastern Mich.	79 83
												185	A	Toledo	70 58
												185	H	Toledo	84 72
												202	H	Fla. Atlantic	79 80
												219	A	UTEP	46 76
												225	A	Miami (OH)	67 70
												241	N	Denver	79 70
												252	A	Bowling Green	63 72
												252	H	Bowling Green	69 55
												313	N	New Mexico St.	79 76
												332	H	Detroit Mercy	82 67
												341	A	UIC	80 52
												349	H	Chicago St.	90 69
LAST 10 Division I															
				58	H	Ball St.	63 64	252	H	Bowling Green	69 55				
				181	A	Eastern Mich.	53 49	171	A	Northern Ill.	68 65				
				171	H	Northern Ill.	63 50	110	H	Buffalo	74 62				
				18	A	Central Mich.	60 76	181	H	Eastern Mich.	79 83				
				185	A	Toledo	70 58	225	A	Miami (OH)	67 70				

Non-Div I Games: Kentucky St. 80 41

Western Mich.

Average RPI Win:	215	WON-LOST	WINNING	LAST 10	STRENGTH OF	OPP. STRENGTH	TEAM	ADJ.	CONF.	ADJ CONF.
Average RPI Loss:	107	RECORD	PCT. RANK	GAMES	SCHEDULE	OF SCHEDULE	RPI	RPI	RPI	RPI
DIV. I ONLY	16- 15	169	5-5	180	93	168	168	9	9	
DIV. I NON-CONF.	8- 5	117	0	172	173	133	133	9	9	
TOTALS	RPI 1-25	RPI 26-50	W-L RECORDS	RPI 51-100	RPI 101-150	RPI 150+				
16- 15	0- 2	0- 3	OVERALL	2- 4	2- 0	12- 6				
9- 6	0- 0	0- 0	HOME	1- 3	1- 0	7- 3				
5- 7	0- 2	0- 1	AWAY	0- 1	1- 0	4- 3				
2- 2	0- 0	0- 2	NEUTRAL	1- 0	0- 0	1- 0				
8- 5	0- 1	0- 1	NON-CONFERENCE	2- 2	0- 0	6- 1				
6- 1	0- 0	0- 0	HOME	1- 1	0- 0	5- 0				
1- 3	0- 1	0- 0	AWAY	0- 1	0- 0	1- 1				
1- 1	0- 0	0- 1	NEUTRAL	1- 0	0- 0	0- 0				
8- 10	0- 1	0- 2	CONFERENCE	0- 2	2- 0	6- 5				
3- 5	0- 0	0- 0	HOME	0- 2	1- 0	2- 3				
4- 4	0- 1	0- 1	AWAY	0- 0	1- 0	3- 2				
1- 1	0- 0	0- 1	NEUTRAL	0- 0	0- 0	1- 0				

RPI	S	Opponent	Score	RPI	S	Opponent	Score	RPI	S	Opponent	Score	RPI	S	Opponent	Score	Team's RPI: 168
4	A	UConn	55 83	36	A	UCF	50 95	51	A	Creighton	46 56	116	A	Temple	85 75	
8	A	Missouri St.	55 68	36	N	UCF	32 65	59	H	Cincinnati	54 75	116	H	Temple	72 70	
				40	N	Virginia Tech	63 84	63	N	Montana St.	66 64	173	A	Tulane	69 68	
								65	H	South Fla.	50 56	173	H	Tulane	56 61	
								66	H	UNI	50 61	181	H	Eastern Mich.	63 52	
								92	H	Oklahoma	88 83	197	H	Memphis	60 69	
												203	A	Oral Roberts	66 79	
												215	A	Houston	56 64	
												215	N	Houston	72 64	
												228	A	SMU	44 64	
												228	H	SMU	67 72	
												232	H	Southern U.	69 63	
												242	A	East Carolina	61 53	
												242	H	East Carolina	57 55	
												260	A	Tulsa	70 61	
												260	H	Tulsa	57 46	
												264	A	Louisiana Tech	88 80	
												315	H	Houston Baptist	59 42	
												329	H	Ark.-Pine Bluff	100 50	
												344	H	Grambling	77 65	
LAST 10 Division I																
				36	N	UCF	32 65	228	H	SMU	67 72					
				215	N	Houston	72 64	173	A	Tulane	69 68					
				36	A	UCF	50 95	197	H	Memphis	60 69					
				59	H	Cincinnati	54 75	116	A	Temple	85 75					
				260	A	Tulsa	70 61	242	H	East Carolina	57 55					

Non-Div I Games:

Wichita St.

■ Loss, 
 ■ Non-Conf, 
 ■ S Site, 
 ■ Home 
 ■ A Away 
 N Neutral

William & Mary

Through Games Of March 8, 2020

Average RPI Win:	231	WON-LOST	WINNING	LAST 10	STRENGTH OF	OPP. STRENGTH	TEAM	ADJ.	CONF.	ADJ CONF.
Average RPI Loss:	90	RECORD	PCT. RANK	GAMES	SCHEDULE	OF SCHEDULE	RPI	RPI	RPI	RPI
DIV. I ONLY	21- 8	49	8-2	257	140	104	104	14	14	
DIV. I NON-CONF.	9- 2	37	0	300	179	104	104	13	13	
TOTALS	RPI 1-25	RPI 26-50	W-L RECORDS	RPI 51-100	RPI 101-150	RPI 150+				
21- 8	0- 0	0- 5	OVERALL	1- 0	2- 2	18- 1				
10- 4	0- 0	0- 3	HOME	0- 0	1- 0	9- 1				
11- 4	0- 0	0- 2	AWAY	1- 0	1- 2	9- 0				
0- 0	0- 0	0- 0	NEUTRAL	0- 0	0- 0	0- 0				
9- 2	0- 0	0- 1	NON-CONFERENCE	1- 0	1- 1	7- 0				
4- 1	0- 0	0- 1	HOME	0- 0	0- 0	4- 0				
5- 1	0- 0	0- 0	AWAY	1- 0	1- 1	3- 0				
0- 0	0- 0	0- 0	NEUTRAL	0- 0	0- 0	0- 0				
12- 6	0- 0	0- 4	CONFERENCE	0- 0	1- 1	11- 1				
6- 3	0- 0	0- 2	HOME	0- 0	1- 0	5- 1				
6- 3	0- 0	0- 2	AWAY	0- 0	0- 1	6- 0				
0- 0	0- 0	0- 0	NEUTRAL	0- 0	0- 0	0- 0				

RPI S	Opponent	Score	RPI S	Opponent	Score	RPI S	Opponent	Score	RPI S	Opponent	Score	Team's RPI: 104
			30	A James Madison	70 84	88	A VCU	69 55	125	A Richmond	73 76	
			30	H James Madison	53 67				144	A George Washington	63 51	
			33	H Old Dominion	58 69				145	A Northeastern	55 61	
			41	A Drexel	74 84				145	H Northeastern	80 64	
			41	H Drexel	54 61				158	H Norfolk St.	65 56	
									172	A Elon	84 77	
									172	H Elon	74 61	
									186	A Delaware	78 60	
									186	H Delaware	68 58	
									193	A Towson	83 75	
									193	H Towson	66 62	
									242	A East Carolina	78 68	
									261	A Col. of Charleston	80 74	
									261	H Col. of Charleston	85 60	
									273	A UNCW	63 55	
									273	H UNCW	55 72	
									274	A Army West Point	77 65	
									277	A Delaware St.	73 52	
									297	H UMBC	76 48	
									318	H UMES	78 50	
									328	A Hofstra	66 53	
									328	H Hofstra	71 42	
									345	H Hartford	61 44	
LAST 10 Division I												
			30	H James Madison	53 67	328	H Hofstra	71 42				
			193	H Towson	66 62	145	H Northeastern	80 64				
			172	H Elon	74 61	273	A UNCW	63 55				
			186	A Delaware	78 60	261	A Col. of Charleston	80 74				
			41	A Drexel	74 84	172	A Elon	84 77				

Non-Div I Games:

William & Mary

Loss, Non-Conf, S Site, H Home A Away N Neutral

## Winthrop

Through Games Of March 8, 2020

Average RPI Win:	280	WON-LOST	WINNING	LAST 10	STRENGTH OF	OPP. STRENGTH	TEAM	ADJ.	CONF.	ADJ CONF.
Average RPI Loss:	195	RECORD	PCT. RANK	GAMES	SCHEDULE	OF SCHEDULE	RPI	RPI	RPI	RPI
DIV. I ONLY	11- 18	248	2-8	290	318	282	282	25	25	
DIV. I NON-CONF.	3- 6	235	0	294	298	279	279	28	28	
TOTALS	RPI 1-25	RPI 26-50	W-L RECORDS	RPI 51-100	RPI 101-150	RPI 150+				
11- 18	0- 1	0- 1	OVERALL	0- 0	1- 3	10- 13				
5- 8	0- 0	0- 0	HOME	0- 0	1- 1	4- 7				
6- 9	0- 1	0- 1	AWAY	0- 0	0- 2	6- 5				
0- 1	0- 0	0- 0	NEUTRAL	0- 0	0- 0	0- 1				
3- 6	0- 1	0- 1	NON-CONFERENCE	0- 0	0- 0	3- 4				
0- 3	0- 0	0- 0	HOME	0- 0	0- 0	0- 3				
3- 2	0- 1	0- 1	AWAY	0- 0	0- 0	3- 0				
0- 1	0- 0	0- 0	NEUTRAL	0- 0	0- 0	0- 1				
8- 12	0- 0	0- 0	CONFERENCE	0- 0	1- 3	7- 9				
5- 5	0- 0	0- 0	HOME	0- 0	1- 1	4- 4				
3- 7	0- 0	0- 0	AWAY	0- 0	0- 2	3- 5				
0- 0	0- 0	0- 0	NEUTRAL	0- 0	0- 0	0- 0				

RPI 1-25				RPI 26-50				RPI 51-100				RPI 101+ Team's RPI: 282			
RPI	S	Opponent	Score	RPI	S	Opponent	Score	RPI	S	Opponent	Score	RPI	S	Opponent	Score
23	A	Kentucky	36 91	33	A	Old Dominion	44 68					133	A	Campbell	47 63
												133	H	Campbell	58 61
												138	A	Hampton	48 62
												138	H	Hampton	72 66
												159	A	Gardner-Webb	59 71
												159	H	Gardner-Webb	49 54
												169	A	Radford	53 54
												169	H	Radford	50 56
												178	A	High Point	61 94
												178	H	High Point	69 63
												254	H	Iona	61 68
												258	A	UNC Asheville	55 65
												258	H	UNC Asheville	43 50
												261	H	Col. of Charleston	73 84
												271	N	Wofford	59 60
												272	A	Longwood	63 60
												272	H	Longwood	74 63
												273	A	UNCW	75 63
												288	H	Ga. Southern	47 91
												294	A	N.C. Central	56 46
												301	A	Presbyterian	54 88
												301	H	Presbyterian	61 54
												325	A	USC Upstate	52 38
												325	H	USC Upstate	59 66
												342	A	Western Caro.	63 60
												343	A	Charleston So.	58 53
LAST 10 Division I															
				325	H	USC Upstate	59 66					133	H	Campbell	58 61
				301	A	Presbyterian	54 88					258	A	UNC Asheville	55 65
				169	H	Radford	50 56					138	A	Hampton	48 62
				272	A	Longwood	63 60					343	H	Charleston So.	56 46
				159	H	Gardner-Webb	49 54					178	A	High Point	61 94

Non-Div I Games:

Winthrop

■ Loss, 
 ■ Non-Conf, 
 S Site, 
 ■ Home 
 ■ Away 
 N Neutral

W  
i  
n  
t  
h  
r  
o  
p

Winthrop  
RPI S Opponent Score

Through Games Of March 8, 2020

RPI	S	Opponent	Score
343	H	Charleston So.	56 46

W  
i  
n  
t  
h  
r  
o  
p

Winthrop



Average RPI Win:	206	WON-LOST	WINNING	LAST 10	STRENGTH OF	OPP. STRENGTH	TEAM	ADJ.	CONF.	ADJ CONF.
Average RPI Loss:	49	RECORD	PCT. RANK	GAMES	SCHEDULE	OF SCHEDULE	RPI	RPI	RPI	RPI
DIV. I ONLY	12- 19	241	2-8	44	53	148	148	2	2	
DIV. I NON-CONF.	8- 3	68	0	145	249	79	79	1	1	
TOTALS	RPI 1-25	RPI 26-50	W-L RECORDS	RPI 51-100	RPI 101-150	RPI 150+				
12- 19	0- 6	0- 7	OVERALL	2- 5	1- 1	9- 0				
7- 8	0- 3	0- 3	HOME	0- 2	1- 0	6- 0				
3- 9	0- 3	0- 2	AWAY	1- 3	0- 1	2- 0				
2- 2	0- 0	0- 2	NEUTRAL	1- 0	0- 0	1- 0				
8- 3	0- 0	0- 1	NON-CONFERENCE	1- 2	1- 0	6- 0				
6- 0	0- 0	0- 0	HOME	0- 0	1- 0	5- 0				
1- 2	0- 0	0- 0	AWAY	0- 2	0- 0	1- 0				
1- 1	0- 0	0- 1	NEUTRAL	1- 0	0- 0	0- 0				
4- 16	0- 6	0- 6	CONFERENCE	1- 3	0- 1	3- 0				
1- 8	0- 3	0- 3	HOME	0- 2	0- 0	1- 0				
2- 7	0- 3	0- 2	AWAY	1- 1	0- 1	1- 0				
1- 1	0- 0	0- 1	NEUTRAL	0- 0	0- 0	1- 0				

RPI S	Opponent	Score	RPI S	Opponent	Score	RPI S	Opponent	Score	RPI S	Opponent	Score	Team's RPI: 148
3	H Maryland	56 85	28	N Arkansas	64 68	58	N Ball St.	67 56	103	A Michigan St.	52 69	
12	H Northwestern	66 82	34	H Michigan	56 68	79	A Georgia Tech	41 60	124	H North Florida	75 62	
14	A Indiana	65 75	45	A Purdue	61 72	90	A Nebraska	50 65	198	H Eastern Ill.	63 55	
15	A Iowa	71 97	45	H Purdue	59 62	90	H Nebraska	71 72	204	A Illinois	73 64	
15	H Iowa	78 85	49	A Rutgers	43 63	93	A Minnesota	72 62	204	N Illinois	71 55	
17	A Ohio St.	74 82	49	H Rutgers	61 64	93	H Minnesota	64 73	216	H Milwaukee	71 40	
			49	N Rutgers	55 63	94	A Colorado	57 74	220	H Penn St.	71 65	
									256	A North Dakota St.	64 63	
									271	H Wofford	78 65	
									302	H Prairie View	68 42	
									326	H Alabama St.	85 67	
LAST 10 Division I												
			49	N Rutgers	55 63	15	A Iowa	71 97				
			204	N Illinois	71 55	45	H Purdue	59 62				
			49	A Rutgers	43 63	17	A Ohio St.	74 82				
			12	H Northwestern	66 82	93	H Minnesota	64 73				
			3	H Maryland	56 85	204	A Illinois	73 64				

Non-Div I Games:

Wisconsin

■ Loss, 
 ■ Non-Conf, 
 ■ S Site, 
 ■ H Home 
 ■ A Away 
 N Neutral

Wofford

Through Games Of March 8, 2020

Average RPI Win: <b>265</b>	WON-LOST	WINNING	LAST 10	STRENGTH OF	OPP. STRENGTH	TEAM	ADJ.	CONF.	ADJ CONF.
Average RPI Loss: <b>183</b>	RECORD	PCT. RANK	GAMES	SCHEDULE	OF SCHEDULE	RPI	RPI	RPI	RPI
DIV. I ONLY	<b>12- 15</b>	<b>208</b>	<b>5-5</b>	<b>301</b>	<b>281</b>	<b>271</b>	<b>271</b>	<b>27</b>	<b>27</b>
DIV. I NON-CONF.	<b>4- 8</b>	<b>235</b>	<b>0</b>	<b>222</b>	<b>297</b>	<b>286</b>	<b>286</b>	<b>21</b>	<b>21</b>
TOTALS	RPI 1-25	RPI 26-50	W-L RECORDS	RPI 51-100	RPI 101-150	RPI 150+			
12- 15	0- 0	0- 0	OVERALL	0- 1	1- 4	11- 10			
8- 5	0- 0	0- 0	HOME	0- 1	1- 0	7- 4			
3- 9	0- 0	0- 0	AWAY	0- 0	0- 4	3- 5			
1- 1	0- 0	0- 0	NEUTRAL	0- 0	0- 0	1- 1			
4- 8	0- 0	0- 0	NON-CONFERENCE	0- 1	0- 3	4- 4			
3- 3	0- 0	0- 0	HOME	0- 1	0- 0	3- 2			
0- 5	0- 0	0- 0	AWAY	0- 0	0- 3	0- 2			
1- 0	0- 0	0- 0	NEUTRAL	0- 0	0- 0	1- 0			
8- 7	0- 0	0- 0	CONFERENCE	0- 0	1- 1	7- 6			
5- 2	0- 0	0- 0	HOME	0- 0	1- 0	4- 2			
3- 4	0- 0	0- 0	AWAY	0- 0	0- 1	3- 3			
0- 1	0- 0	0- 0	NEUTRAL	0- 0	0- 0	0- 1			

RPI S	Opponent	Score	RPI S	Opponent	Score	RPI S	Opponent	Score	RPI S	Opponent	Score	Team's RPI: 271
						96 H	Coastal Caro.	73 78	112 A	Auburn	82 84	
									131 A	Kansas	64 83	
									142 A	UNC Greensboro	45 49	
									142 H	UNC Greensboro	66 61	
									148 A	Wisconsin	65 78	
									151 A	Samford	69 63	
									151 H	Samford	58 74	
									159 A	Gardner-Webb	53 67	
									178 A	Northern Ky.	72 80	
									196 A	Furman	56 62	
									196 H	Furman	66 62	
									196 N	Furman	54 68	
									207 A	Chattanooga	76 80	
									207 H	Chattanooga	49 51	
									214 H	Appalachian St.	51 54	
									258 H	UNC Asheville	75 38	
									272 H	Longwood	79 76	
									282 N	Winthrop	60 59	
									287 A	ETSU	76 47	
									287 H	ETSU	86 62	
									288 H	Ga. Southern	57 70	
									301 H	Presbyterian	67 60	
									324 A	Mercer	53 54	
									324 H	Mercer	77 49	
									342 A	Western Caro.	65 58	
									342 H	Western Caro.	76 63	
LAST 10 Division I												
			196 N	Furman	54 68		287 H	ETSU	86 62			
			196 A	Furman	56 62		151 A	Samford	69 63			
			342 A	Western Caro.	65 58		324 A	Mercer	53 54			
			142 A	UNC Greensboro	45 49		196 H	Furman	66 62			
			207 H	Chattanooga	49 51		142 H	UNC Greensboro	66 61			

Non-Div I Games: Brevard 82 34 Erskine 100 38 UNKNOWN 89 38

Wofford

Loss, Non-Conf, S Site, H Home A Away N Neutral

Average RPI Win:	258	WON-LOST	WINNING	LAST 10	STRENGTH OF	OPP. STRENGTH	TEAM	ADJ.	CONF.	ADJ CONF.
Average RPI Loss:	132	RECORD	PCT. RANK	GAMES	SCHEDULE	OF SCHEDULE	RPI	RPI	RPI	RPI
DIV. I ONLY	18- 12	116	7-3	249	236	166	166	22	22	
DIV. I NON-CONF.	4- 6	212	0	212	63	195	195	22	22	
TOTALS	RPI 1-25	RPI 26-50	W-L RECORDS	RPI 51-100	RPI 101-150	RPI 150+				
18- 12	0- 0	0- 2	OVERALL	0- 3	1- 3	17- 4				
8- 5	0- 0	0- 0	HOME	0- 2	0- 1	8- 2				
9- 5	0- 0	0- 2	AWAY	0- 1	1- 1	8- 1				
1- 2	0- 0	0- 0	NEUTRAL	0- 0	0- 1	1- 1				
4- 6	0- 0	0- 2	NON-CONFERENCE	0- 1	0- 2	4- 1				
1- 1	0- 0	0- 0	HOME	0- 1	0- 0	1- 0				
2- 3	0- 0	0- 2	AWAY	0- 0	0- 1	2- 0				
1- 2	0- 0	0- 0	NEUTRAL	0- 0	0- 1	1- 1				
14- 6	0- 0	0- 0	CONFERENCE	0- 2	1- 1	13- 3				
7- 4	0- 0	0- 0	HOME	0- 1	0- 1	7- 2				
7- 2	0- 0	0- 0	AWAY	0- 1	1- 0	6- 1				
0- 0	0- 0	0- 0	NEUTRAL	0- 0	0- 0	0- 0				

RPI S	Opponent	Score	RPI S	Opponent	Score	RPI S	Opponent	Score	RPI S	Opponent	Score	Team's RPI: 166
36	A UCF	53 69	39	A Iowa St.	71 79	78	A IUPUI	60 80	102	A UT Arlington	62 68	
						78	H IUPUI	58 62	118	A Green Bay	70 58	
						86	H Abilene Christian	64 83	118	H Green Bay	59 68	
									131	N Kansas	63 74	
									178	A Northern Ky.	63 55	
									178	H Northern Ky.	79 69	
									189	A Cleveland St.	75 73	
									189	H Cleveland St.	52 63	
									189	H Cleveland St.	78 62	
									216	A Milwaukee	58 60	
									216	H Milwaukee	67 77	
									228	A SMU	69 61	
									240	H CSU Bakersfield	65 60	
									262	A Youngstown St.	67 54	
									262	H Youngstown St.	91 41	
									268	A Xavier	86 74	
									279	N Loyola Maryland	66 51	
									285	A Oakland	77 60	
									285	H Oakland	85 66	
									296	N St. Bonaventure	56 57	
									332	A Detroit Mercy	66 58	
									332	H Detroit Mercy	67 61	
									341	A UIC	58 43	
									341	H UIC	79 55	
									341	H UIC	83 47	
LAST 10 Division I												
189	H Cleveland St.	52 63	341	H UIC	79 55							
341	H UIC	83 47	78	H IUPUI	58 62							
332	A Detroit Mercy	66 58	189	A Cleveland St.	75 73							
285	A Oakland	77 60	262	A Youngstown St.	67 54							
178	H Northern Ky.	79 69	216	H Milwaukee	67 77							

Non-Div I Games: Marian (IN) 64 60

Wright St.

■ Loss, 
 ■ Non-Conf, 
 ■ S Site, 
 ■ H Home 
 ■ A Away 
 N Neutral

## Wyoming

Through Games Of March 8, 2020

Average RPI Win:	232	WON-LOST	WINNING	LAST 10	STRENGTH OF	OPP. STRENGTH	TEAM	ADJ.	CONF.	ADJ CONF.
Average RPI Loss:	154	RECORD	PCT. RANK	GAMES	SCHEDULE	OF SCHEDULE	RPI	RPI	RPI	RPI
DIV. I ONLY	16- 12	130	7-3	208	200	162	162	17	17	
DIV. I NON-CONF.	3- 5	224	0	216	218	260	260	20	20	
TOTALS	RPI 1-25	RPI 26-50	W-L RECORDS	RPI 51-100	RPI 101-150	RPI 150+				
16- 12	0- 1	0- 0	OVERALL	2- 5	1- 0	13- 6				
9- 5	0- 1	0- 0	HOME	2- 1	1- 0	6- 3				
6- 6	0- 0	0- 0	AWAY	0- 3	0- 0	6- 3				
1- 1	0- 0	0- 0	NEUTRAL	0- 1	0- 0	1- 0				
3- 5	0- 1	0- 0	NON-CONFERENCE	0- 2	0- 0	3- 2				
2- 3	0- 1	0- 0	HOME	0- 1	0- 0	2- 1				
1- 2	0- 0	0- 0	AWAY	0- 1	0- 0	1- 1				
0- 0	0- 0	0- 0	NEUTRAL	0- 0	0- 0	0- 0				
13- 7	0- 0	0- 0	CONFERENCE	2- 3	1- 0	10- 4				
7- 2	0- 0	0- 0	HOME	2- 0	1- 0	4- 2				
5- 4	0- 0	0- 0	AWAY	0- 2	0- 0	5- 2				
1- 1	0- 0	0- 0	NEUTRAL	0- 1	0- 0	1- 0				

RPI	S	Opponent	Score	RPI	S	Opponent	Score	RPI	S	Opponent	Score	RPI	S	Opponent	Score	Team's RPI: 162
9	H	Gonzaga	54 65					69	A	Fresno St.	59 89	146	H	San Jose St.	80 45	
								69	H	Fresno St.	64 55	199	H	Saint Mary's (CA)	69 67	
								71	A	South Dakota St.	40 67	218	A	UNLV	53 65	
								80	A	Boise St.	48 67	226	H	Northern Colo.	44 46	
								80	H	Boise St.	73 68	229	A	New Mexico	73 66	
								80	N	Boise St.	71 79	229	H	New Mexico	71 74	
								94	H	Colorado	56 66	234	A	Nevada	84 79	
												234	H	Nevada	83 59	
												241	A	Denver	57 71	
												243	A	San Diego St.	60 67	
												243	H	San Diego St.	81 67	
												256	A	North Dakota St.	66 57	
												270	A	Air Force	65 63	
												270	H	Air Force	68 52	
												280	A	Utah St.	65 54	
												280	H	Utah St.	64 45	
												280	N	Utah St.	64 59	
												292	A	Colorado St.	43 40	
												292	H	Colorado St.	49 56	
												351	H	Mississippi Val.	95 22	
LAST 10 Division I																
								80	N	Boise St.	71 79	280	H	Utah St.	64 45	
								280	N	Utah St.	64 59	292	A	Colorado St.	43 40	
								69	H	Fresno St.	64 55	229	H	New Mexico	71 74	
								234	A	Nevada	84 79	80	A	Boise St.	48 67	
								270	H	Air Force	68 52	146	H	San Jose St.	80 45	

Non-Div I Games: Colo. Christian 70 31

Wyoming

■ Loss, 
 ■ Non-Conf, S Site, 
 ■ Home 
 ■ Away 
 N Neutral

Xavier

Through Games Of March 8, 2020

Average RPI Win:	184	WON-LOST	WINNING	LAST 10	STRENGTH OF	OPP. STRENGTH	TEAM	ADJ.	CONF.	ADJ CONF.
Average RPI Loss:	91	RECORD	PCT. RANK	GAMES	SCHEDULE	OF SCHEDULE	RPI	RPI	RPI	RPI
DIV. I ONLY	3- 27	343	1-9	32	76	268	268	6	6	
DIV. I NON-CONF.	1- 10	329	0	32	137	256	256	6	6	
TOTALS	RPI 1-25	RPI 26-50	W-L RECORDS	RPI 51-100	RPI 101-150	RPI 150+				
3- 27	0- 5	0- 0	OVERALL	0- 15	1- 3	2- 4				
2- 12	0- 2	0- 0	HOME	0- 7	1- 0	1- 3				
1- 12	0- 2	0- 0	AWAY	0- 7	0- 2	1- 1				
0- 3	0- 1	0- 0	NEUTRAL	0- 1	0- 1	0- 0				
1- 10	0- 1	0- 0	NON-CONFERENCE	0- 4	1- 3	0- 2				
1- 4	0- 0	0- 0	HOME	0- 2	1- 0	0- 2				
0- 4	0- 0	0- 0	AWAY	0- 2	0- 2	0- 0				
0- 2	0- 1	0- 0	NEUTRAL	0- 0	0- 1	0- 0				
2- 17	0- 4	0- 0	CONFERENCE	0- 11	0- 0	2- 2				
1- 8	0- 2	0- 0	HOME	0- 5	0- 0	1- 1				
1- 8	0- 2	0- 0	AWAY	0- 5	0- 0	1- 1				
0- 1	0- 0	0- 0	NEUTRAL	0- 1	0- 0	0- 0				

RPI S	Opponent	Score	RPI S	Opponent	Score	RPI S	Opponent	Score	RPI S	Opponent	Score	Team's RPI: 268
12 N	Northwestern	59 79				51 A	Creighton	55 62	105 H	Utah	70 63	
22 A	DePaul	65 97				51 H	Creighton	62 76	114 A	Robert Morris	57 71	
22 H	DePaul	68 91				57 A	St. John's (NY)	37 74	116 A	Temple	65 78	
24 A	Marquette	48 61				57 H	St. John's (NY)	67 75	139 N	Florida	64 67	
24 H	Marquette	60 80				58 A	Ball St.	49 70	166 H	Wright St.	74 86	
						59 H	Cincinnati	78 85	187 A	Providence	48 60	
						61 A	Seton Hall	59 69	187 H	Providence	61 42	
						61 H	Seton Hall	61 83	259 A	Georgetown	85 64	
						82 A	Villanova	54 66	259 H	Georgetown	50 63	
						82 H	Villanova	54 55	290 H	Eastern Ky.	55 56	
						82 N	Villanova	56 64				
						94 H	Colorado	53 62				
						95 A	Rider	57 64				
						98 A	Butler	61 63				
						98 H	Butler	70 78				
LAST 10 Division I												
82 N	Villanova	56 64	22 A	DePaul	65 97							
57 A	St. John's (NY)	37 74	24 A	Marquette	48 61							
61 A	Seton Hall	59 69	259 H	Georgetown	50 63							
51 H	Creighton	62 76	82 H	Villanova	54 55							
187 H	Providence	61 42	98 A	Butler	61 63							

Non-Div I Games:

Xavier

Loss, Non-Conf, S Site, H Home A Away N Neutral

Average RPI Win:	191	WON-LOST	WINNING	LAST 10	STRENGTH OF	OPP. STRENGTH	TEAM	ADJ.	CONF.	ADJ CONF.
Average RPI Loss:	62	RECORD	PCT. RANK	GAMES	SCHEDULE	OF SCHEDULE	RPI	RPI	RPI	RPI
DIV. I ONLY	19- 8	58	5-5	79	126	52	52	7	7	
DIV. I NON-CONF.	10- 3	57	0	159	221	62	62	8	8	
TOTALS	RPI 1-25	RPI 26-50	W-L RECORDS	RPI 51-100	RPI 101-150	RPI 150+				
19- 8	0- 3	0- 0	OVERALL	2- 2	4- 3	13- 0				
9- 4	0- 1	0- 0	HOME	0- 2	1- 1	8- 0				
9- 4	0- 2	0- 0	AWAY	1- 0	3- 2	5- 0				
1- 0	0- 0	0- 0	NEUTRAL	1- 0	0- 0	0- 0				
10- 3	0- 1	0- 0	NON-CONFERENCE	1- 1	2- 1	7- 0				
5- 1	0- 0	0- 0	HOME	0- 1	0- 0	5- 0				
4- 2	0- 1	0- 0	AWAY	0- 0	2- 1	2- 0				
1- 0	0- 0	0- 0	NEUTRAL	1- 0	0- 0	0- 0				
9- 5	0- 2	0- 0	CONFERENCE	1- 1	2- 2	6- 0				
4- 3	0- 1	0- 0	HOME	0- 1	1- 1	3- 0				
5- 2	0- 1	0- 0	AWAY	1- 0	1- 1	3- 0				
0- 0	0- 0	0- 0	NEUTRAL	0- 0	0- 0	0- 0				

RPI 1-25				RPI 26-50				RPI 51-100 Team's RPI: 52				RPI 101+			
RPI	S	Opponent	Score	RPI	S	Opponent	Score	RPI	S	Opponent	Score	RPI	S	Opponent	Score
10	A	Princeton	49 64					56	A	Penn	71 54	111	A	Colgate	67 70
10	H	Princeton	39 55					56	H	Penn	51 53	117	A	Columbia	85 60
13	A	UCLA	65 100					57	H	St. John's (NY)	66 80	117	H	Columbia	65 74
								69	N	Fresno St.	87 67	119	A	Harvard	57 66
												119	H	Harvard	60 58
												145	A	Northeastern	78 63
												149	A	North Carolina	66 63
												167	A	Dartmouth	67 47
												167	H	Dartmouth	60 42
												183	H	Quinnipiac	63 59
												187	H	Providence	82 79
												192	A	Cornell	74 67
												192	H	Cornell	65 51
												212	A	UMass Lowell	67 59
												223	A	Brown	73 40
												223	H	Brown	79 72
												294	A	LMU (CA)	81 65
												298	H	Sacred Heart	87 40
												304	H	Wagner	87 68
												324	H	Mercer	68 60
LAST 10 Division I															
119	H	Harvard	60 58	192	H	Cornell	65 51								
167	H	Dartmouth	60 42	56	H	Penn	51 53								
10	A	Princeton	49 64	10	H	Princeton	39 55								
56	A	Penn	71 54	167	A	Dartmouth	67 47								
117	H	Columbia	65 74	119	A	Harvard	57 66								

Non-Div I Games:

Yale

■ Loss, 
 ■ Non-Conf, 
 ■ S Site, 
 ■ H Home 
 ■ A Away 
 N Neutral

Average RPI Win:	267	WON-LOST	WINNING	LAST 10	STRENGTH OF	OPP. STRENGTH	TEAM	ADJ.	CONF.	ADJ CONF.
Average RPI Loss:	166	RECORD	PCT. RANK	GAMES	SCHEDULE	OF SCHEDULE	RPI	RPI	RPI	RPI
DIV. I ONLY	11- 17	237	2-8	231	287	262	262	22	22	
DIV. I NON-CONF.	5- 4	140	0	207	256	149	149	22	22	
TOTALS	RPI 1-25	RPI 26-50	W-L RECORDS	RPI 51-100	RPI 101-150	RPI 150+				
11- 17	0- 1	0- 0	OVERALL	1- 2	0- 3	10- 11				
7- 6	0- 0	0- 0	HOME	1- 1	0- 1	6- 4				
4- 11	0- 1	0- 0	AWAY	0- 1	0- 2	4- 7				
0- 0	0- 0	0- 0	NEUTRAL	0- 0	0- 0	0- 0				
5- 4	0- 1	0- 0	NON-CONFERENCE	0- 1	0- 1	5- 1				
3- 1	0- 0	0- 0	HOME	0- 1	0- 0	3- 0				
2- 3	0- 1	0- 0	AWAY	0- 0	0- 1	2- 1				
0- 0	0- 0	0- 0	NEUTRAL	0- 0	0- 0	0- 0				
6- 13	0- 0	0- 0	CONFERENCE	1- 1	0- 2	5- 10				
4- 5	0- 0	0- 0	HOME	1- 0	0- 1	3- 4				
2- 8	0- 0	0- 0	AWAY	0- 1	0- 1	2- 6				
0- 0	0- 0	0- 0	NEUTRAL	0- 0	0- 0	0- 0				

RPI 1-25				RPI 26-50				RPI 51-100				RPI 101+ Team's RPI: 262			
RPI	S	Opponent	Score	RPI	S	Opponent	Score	RPI	S	Opponent	Score	RPI	S	Opponent	Score
14	A	Indiana	56 93					78	A	IUPUI	69 77	114	A	Robert Morris	43 58
								78	H	IUPUI	75 73	118	A	Green Bay	51 71
								97	H	Kent St.	73 82	118	H	Green Bay	63 70
												165	A	Akron	62 91
												166	A	Wright St.	41 91
												166	H	Wright St.	54 67
												178	A	Northern Ky.	56 75
												178	H	Northern Ky.	55 59
												181	H	Eastern Mich.	79 77
												189	A	Cleveland St.	48 84
												189	A	Cleveland St.	52 60
												189	H	Cleveland St.	84 72
												216	A	Milwaukee	54 59
												216	H	Milwaukee	62 74
												269	A	Saint Francis (PA)	56 46
												285	A	Oakland	79 74
												285	H	Oakland	73 86
												290	A	Eastern Ky.	72 63
												304	H	Wagner	64 42
												332	A	Detroit Mercy	62 47
												332	H	Detroit Mercy	72 66
												337	H	Canisius	87 59
												341	A	UIC	53 59
												341	H	UIC	77 65
LAST 10 Division I															
189	A	Cleveland St.	48 84	189	H	Cleveland St.	84 72								
118	A	Green Bay	51 71	178	H	Northern Ky.	55 59								
216	A	Milwaukee	54 59	166	H	Wright St.	54 67								
285	H	Oakland	73 86	78	A	IUPUI	69 77								
332	H	Detroit Mercy	72 66	341	A	UIC	53 59								

Non-Div I Games: Lake Erie 83 48 Muskingum 92 46

Youngstown St.

Loss, Non-Conf, S Site, H Home A Away N Neutral