

Average RPI Win:	258	WON-LOST	WINNING	LAST 10	STRENGTH OF	OPP. STRENGTH	TEAM	ADJ.	CONF.	ADJ CONF.
Average RPI Loss:	178	RECORD	PCT. RANK	GAMES	SCHEDULE	OF SCHEDULE	RPI	RPI	RPI	RPI
DIV. I ONLY	10- 14	221	1- 0	256	297	255	255	25	25	
DIV. I NON-CONF.	2- 5	264	0- 0	192	287	267	267	22	22	
TOTALS	RPI 1-25	RPI 26-50	W-L RECORDS	RPI 51-100	RPI 101-150	RPI 150+				
10- 14	0- 0	0- 2	OVERALL	1- 0	0- 4	9- 8				
6- 5	0- 0	0- 1	HOME	1- 0	0- 2	5- 2				
3- 8	0- 0	0- 1	AWAY	0- 0	0- 2	3- 5				
1- 1	0- 0	0- 0	NEUTRAL	0- 0	0- 0	1- 1				
2- 5	0- 0	0- 0	NON-CONFERENCE	0- 0	0- 2	2- 3				
0- 3	0- 0	0- 0	HOME	0- 0	0- 1	0- 2				
1- 1	0- 0	0- 0	AWAY	0- 0	0- 1	1- 0				
1- 1	0- 0	0- 0	NEUTRAL	0- 0	0- 0	1- 1				
8- 9	0- 0	0- 2	CONFERENCE	1- 0	0- 2	7- 5				
6- 2	0- 0	0- 1	HOME	1- 0	0- 1	5- 0				
2- 7	0- 0	0- 1	AWAY	0- 0	0- 1	2- 5				
0- 0	0- 0	0- 0	NEUTRAL	0- 0	0- 0	0- 0				

RPI 1-25			RPI 26-50			RPI 51-100			RPI 101+ Team's RPI: 255		
RPI	S	Opponent	Score	RPI	S	Opponent	Score	RPI	S	Opponent	Score
				47	A	Lamar University	58 76	64	H	SFA	46 44
				47	H	Lamar University	47 72				
								141	A	Abilene Christian	55 72
								141	H	Abilene Christian	68 72
								142	H	New Mexico St.	65 67
								144	A	Texas Tech	61 78
								160	A	Nicholls St.	55 85
								162	H	Texas St.	53 60
								174	A	Sam Houston St.	59 61
								174	H	Sam Houston St.	76 61
								186	N	Prairie View	59 67
								226	A	UTRGV	59 49
								226	H	UTRGV	57 70
								265	N	Louisiana	64 63
								277	A	Central Ark.	73 65
								287	A	New Orleans	54 56
								287	H	New Orleans	57 51
								310	A	Incarnate Word	72 77
								310	H	Incarnate Word	57 49
								317	H	McNeese	62 51
								320	H	Northwestern St.	79 55
								324	A	Southeastern La.	45 56
								336	A	Houston Baptist	70 56
LAST 12 Division I GAMES:											
				317	H	McNeese	62 51	174	A	Sam Houston St.	59 61
				310	A	Incarnate Word	72 77	310	H	Incarnate Word	57 49
				141	A	Abilene Christian	55 72	324	A	Southeastern La.	45 56
				47	H	Lamar University	47 72	336	A	Houston Baptist	70 56
				64	H	SFA	46 44	141	H	Abilene Christian	68 72
				287	A	New Orleans	54 56	160	A	Nicholls St.	55 85

Non-Div I Games: UNKNOWN 78 40 Schreiner 64 34 Tex. A&M Int'l 84 36 Texas Lutheran 73 49 A&M-Corpus Christi

Loss, Non-Conf, S Site, H Home A Away N Neutral

Division I				Through Games of March 9, 2019						
Average RPI Win:	261	WON-LOST	WINNING	LAST 10	STRENGTH OF	OPP. STRENGTH	TEAM	ADJ.	CONF.	ADJ CONF.
Average RPI Loss:	125	RECORD	PCT. RANK	GAMES	SCHEDULE	OF SCHEDULE	RPI	RPI	RPI	RPI
DIV. I ONLY	15- 9	104	0- 1	213	289	141	141	25	25	
DIV. I NON-CONF.	3- 4	199	0- 0	83	199	108	108	22	22	
TOTALS	RPI 1-25	RPI 26-50	W-L RECORDS	RPI 51-100	RPI 101-150	RPI 150+				
15- 9	0- 0	0- 1	OVERALL	0- 4	1- 1	14- 3				
5- 4	0- 0	0- 1	HOME	0- 2	0- 0	5- 1				
9- 5	0- 0	0- 0	AWAY	0- 2	1- 1	8- 2				
1- 0	0- 0	0- 0	NEUTRAL	0- 0	0- 0	1- 0				
3- 4	0- 0	0- 0	NON-CONFERENCE	0- 2	1- 1	2- 1				
0- 1	0- 0	0- 0	HOME	0- 1	0- 0	0- 0				
2- 3	0- 0	0- 0	AWAY	0- 1	1- 1	1- 1				
1- 0	0- 0	0- 0	NEUTRAL	0- 0	0- 0	1- 0				
12- 5	0- 0	0- 1	CONFERENCE	0- 2	0- 0	12- 2				
5- 3	0- 0	0- 1	HOME	0- 1	0- 0	5- 1				
7- 2	0- 0	0- 0	AWAY	0- 1	0- 0	7- 1				
0- 0	0- 0	0- 0	NEUTRAL	0- 0	0- 0	0- 0				

RPI 1-25				RPI 26-50				RPI 51-100				RPI 101+				Team's RPI: 141	
RPI	S	Opponent	Score	RPI	S	Opponent	Score	RPI	S	Opponent	Score	RPI	S	Opponent	Score		
				47	H	Lamar University	60 63	63	A	FGCU	65 81	142	A	New Mexico St.	58 46		
								64	A	SFA	48 65	144	A	Texas Tech	54 105		
								64	H	SFA	55 71	160	H	Nicholls St.	76 66		
								81	H	Arkansas	68 80	161	A	Tulsa	63 75		
												174	A	Sam Houston St.	91 79		
												174	H	Sam Houston St.	63 72		
												211	N	Texas Southern	81 39		
												255	A	A&M-Corpus Christi	72 68		
												255	H	A&M-Corpus Christi	72 55		
												269	A	UTEP	70 69		
												277	A	Central Ark.	67 65		
												277	H	Central Ark.	77 70		
												287	A	New Orleans	59 52		
												310	A	Incarnate Word	71 50		
												317	H	McNeese	109 52		
												320	A	Northwestern St.	72 63		
												324	A	Southeastern La.	71 74		
												324	H	Southeastern La.	86 66		
												336	A	Houston Baptist	72 62		
LAST 12 Division I GAMES:																	
				64	A	SFA	48 65	174	H	Sam Houston St.	63 72						
				277	A	Central Ark.	67 65	47	H	Lamar University	60 63						
				255	H	A&M-Corpus Christi	72 55	255	A	A&M-Corpus Christi	72 68						
				324	H	Southeastern La.	86 66	277	H	Central Ark.	77 70						
				310	A	Incarnate Word	71 50	64	H	SFA	55 71						
				160	H	Nicholls St.	76 66	320	A	Northwestern St.	72 63						

Non-Div I Games:	Eastern N.M.	78	46	Southwest (NM)	90	47	Howard Payne	98	43	Schreiner	90	43	Abilene Christian
------------------	--------------	----	----	----------------	----	----	--------------	----	----	-----------	----	----	-------------------

Loss, Non-Conf, S Site, H Home A Away N Neutral

Air Force

Through Games Of March 8, 2019

Average RPI Win:	255	WON-LOST	WINNING	LAST 10	STRENGTH OF	OPP. STRENGTH	TEAM	ADJ.	CONF.	ADJ CONF.
Average RPI Loss:	153	RECORD	PCT. RANK	GAMES	SCHEDULE	OF SCHEDULE	RPI	RPI	RPI	RPI
DIV. I ONLY	7- 21	298	0- 1	182	173	291	291	15	15	
DIV. I NON-CONF.	3- 7	256	0- 0	129	260	224	224	13	13	
TOTALS	RPI 1-25	RPI 26-50	W-L RECORDS	RPI 51-100	RPI 101-150	RPI 150+				
7- 21	0- 1	0- 3	OVERALL	0- 2	1- 3	6- 12				
6- 7	0- 0	0- 1	HOME	0- 1	1- 1	5- 4				
1- 14	0- 1	0- 2	AWAY	0- 1	0- 2	1- 8				
0- 0	0- 0	0- 0	NEUTRAL	0- 0	0- 0	0- 0				
3- 7	0- 1	0- 0	NON-CONFERENCE	0- 0	1- 2	2- 4				
2- 2	0- 0	0- 0	HOME	0- 0	1- 0	1- 2				
1- 5	0- 1	0- 0	AWAY	0- 0	0- 2	1- 2				
0- 0	0- 0	0- 0	NEUTRAL	0- 0	0- 0	0- 0				
4- 14	0- 0	0- 3	CONFERENCE	0- 2	0- 1	4- 8				
4- 5	0- 0	0- 1	HOME	0- 1	0- 1	4- 2				
0- 9	0- 0	0- 2	AWAY	0- 1	0- 0	0- 6				
0- 0	0- 0	0- 0	NEUTRAL	0- 0	0- 0	0- 0				

RPI 1-25				RPI 26-50				RPI 51-100				RPI 101+ Team's RPI: 291			
RPI	S	Opponent	Score	RPI	S	Opponent	Score	RPI	S	Opponent	Score	RPI	S	Opponent	Score
5	A	Oregon	36 82	42	A	New Mexico	57 78	61	A	Wyoming	60 80	101	A	Northeastern	41 54
				49	A	Boise St.	48 79	61	H	Wyoming	56 59	106	A	Minnesota	50 67
				49	H	Boise St.	60 80					114	H	Northern Colo.	69 57
												123	H	Fresno St.	70 77
												153	A	Denver	66 92
												179	A	Utah St.	55 64
												179	H	Utah St.	44 48
												188	A	Portland	60 79
												198	A	UNLV	56 66
												198	H	UNLV	47 62
												222	H	George Mason	71 78
												229	A	San Diego St.	61 70
												229	H	San Diego St.	75 66
												249	H	Navy	47 54
												252	A	Nevada	54 79
												252	H	Nevada	79 74
												273	A	Colorado St.	48 55
												273	H	Colorado St.	63 48
												278	A	Army West Point	71 60
												293	A	San Jose St.	60 73
												293	H	San Jose St.	88 77
												344	H	Fairleigh Dickinson	85 37
LAST 12 Division I GAMES:															
				49	H	Boise St.	60 80	198	H	UNLV	47 62				
				252	A	Nevada	54 79	61	A	Wyoming	60 80				
				61	H	Wyoming	56 59	273	A	Colorado St.	48 55				
				293	A	San Jose St.	60 73	229	H	San Diego St.	75 66				
				123	H	Fresno St.	70 77	293	H	San Jose St.	88 77				
				179	A	Utah St.	55 64	49	A	Boise St.	48 79				

Non-Div I Games: Western St. 72 54

Air Force

■ Loss,
 ■ Non-Conf, S Site,
 ■ Home
 ■ Away
 N Neutral

Akron

Through Games Of March 8, 2019

Average RPI Win:	228	WON-LOST	WINNING	LAST 10	STRENGTH OF	OPP. STRENGTH	TEAM	ADJ.	CONF.	ADJ CONF.
Average RPI Loss:	90	RECORD	PCT. RANK	GAMES	SCHEDULE	OF SCHEDULE	RPI	RPI	RPI	RPI
DIV. I ONLY	15- 12	141	0- 1	160	118	151	151	8	8	
DIV. I NON-CONF.	8- 2	52	0- 0	304	300	142	142	9	9	
TOTALS	RPI 1-25	RPI 26-50	W-L RECORDS	RPI 51-100	RPI 101-150	RPI 150+				
15- 12	0- 0	1- 4	OVERALL	1- 4	0- 2	13- 2				
8- 5	0- 0	1- 1	HOME	1- 3	0- 0	6- 1				
3- 7	0- 0	0- 3	AWAY	0- 1	0- 2	3- 1				
4- 0	0- 0	0- 0	NEUTRAL	0- 0	0- 0	4- 0				
8- 2	0- 0	0- 0	NON-CONFERENCE	0- 1	0- 1	8- 0				
3- 1	0- 0	0- 0	HOME	0- 1	0- 0	3- 0				
1- 1	0- 0	0- 0	AWAY	0- 0	0- 1	1- 0				
4- 0	0- 0	0- 0	NEUTRAL	0- 0	0- 0	4- 0				
7- 10	0- 0	1- 4	CONFERENCE	1- 3	0- 1	5- 2				
5- 4	0- 0	1- 1	HOME	1- 2	0- 0	3- 1				
2- 6	0- 0	0- 3	AWAY	0- 1	0- 1	2- 1				
0- 0	0- 0	0- 0	NEUTRAL	0- 0	0- 0	0- 0				

RPI S	Opponent	Score	RPI S	Opponent	Score	RPI S	Opponent	Score	RPI S	Opponent	Score	Team's RPI: 151
28	A Central Mich.	71 94	53	H Miami (OH)	61 67	115	A Youngstown St.	61 72				
31	A Ohio	70 92	60	H Butler	47 63	125	A Northern Ill.	59 70				
31	H Ohio	71 81	75	H Toledo	70 64	195	A N.C. A&T	49 36				
36	A Buffalo	72 91	83	A Kent St.	58 73	200	H Ball St.	91 61				
36	H Buffalo	70 59	83	H Kent St.	55 65	217	A Eastern Mich.	60 67				
						217	H Eastern Mich.	60 72				
						218	A Bowling Green	83 73				
						218	H Bowling Green	74 71				
						240	N Northern Ky.	77 60				
						258	N Jackson St.	74 57				
						263	H St. Bonaventure	67 58				
						264	A Western Mich.	72 59				
						264	H Western Mich.	69 62				
						269	N UTEP	64 57				
						280	H Canisius	62 53				
						308	N Oakland	85 65				
						332	H Eastern Ky.	63 54				
LAST 12 Division I GAMES:												
83	H Kent St.	55 65	200	H Ball St.	91 61							
31	H Ohio	71 81	264	H Western Mich.	69 62							
218	A Bowling Green	83 73	31	A Ohio	70 92							
36	H Buffalo	70 59	83	A Kent St.	58 73							
217	A Eastern Mich.	60 67	75	H Toledo	70 64							
53	H Miami (OH)	61 67	36	A Buffalo	72 91							

Non-Div I Games: Malone 63 44

Akron

■ Loss,
 ■ Non-Conf,
 ■ S Site,
 ■ H Home
 ■ A Away
 N Neutral

Alabama

Through Games Of March 8, 2019

Average RPI Win:	188	WON-LOST	WINNING	LAST 10	STRENGTH OF	OPP. STRENGTH	TEAM	ADJ.	CONF.	ADJ CONF.
Average RPI Loss:	75	RECORD	PCT. RANK	GAMES	SCHEDULE	OF SCHEDULE	RPI	RPI	RPI	RPI
DIV. I ONLY	14- 17	205	1- 1	93	67	158	158	5	5	
DIV. I NON-CONF.	8- 5	119	0- 0	180	134	157	157	5	5	
TOTALS	RPI 1-25	RPI 26-50	W-L RECORDS	RPI 51-100	RPI 101-150	RPI 150+				
14- 17	0- 5	1- 4	OVERALL	2- 3	1- 2	10- 3				
9- 6	0- 2	1- 1	HOME	1- 1	0- 2	7- 0				
3- 7	0- 2	0- 2	AWAY	0- 2	1- 0	2- 1				
2- 4	0- 1	0- 1	NEUTRAL	1- 0	0- 0	1- 2				
8- 5	0- 1	1- 0	NON-CONFERENCE	1- 1	0- 1	6- 2				
6- 1	0- 0	1- 0	HOME	0- 0	0- 1	5- 0				
1- 1	0- 0	0- 0	AWAY	0- 1	0- 0	1- 0				
1- 3	0- 1	0- 0	NEUTRAL	1- 0	0- 0	0- 2				
6- 12	0- 4	0- 4	CONFERENCE	1- 2	1- 1	4- 1				
3- 5	0- 2	0- 1	HOME	1- 1	0- 1	2- 0				
2- 6	0- 2	0- 2	AWAY	0- 1	1- 0	1- 1				
1- 1	0- 0	0- 1	NEUTRAL	0- 0	0- 0	1- 0				

RPI 1-25				RPI 26-50				RPI 51-100				RPI 101+ Team's RPI: 158			
RPI	S	Opponent	Score	RPI	S	Opponent	Score	RPI	S	Opponent	Score	RPI	S	Opponent	Score
8	H	Mississippi St.	49 65	27	A	Missouri	47 82	58	H	Tennessee	86 65	103	H	South Alabama	67 72
16	A	Texas A&M	43 70	48	A	Auburn	38 77	81	A	Arkansas	61 72	112	A	Georgia	58 53
18	N	Miami (FL)	74 101	48	H	Auburn	56 66	82	H	LSU	56 62	112	H	Georgia	67 76
19	A	South Carolina	59 62	48	N	Auburn	52 53	92	A	Utah	62 72	161	N	Tulsa	73 80
21	H	Kentucky	53 68	50	H	Clemson	76 56	94	N	Virginia	64 52	168	H	Tulane	69 58
LAST 12 Division I GAMES:															
204	N	Vanderbilt	74 57	204	A	Vanderbilt	84 65	204	A	Vanderbilt	84 65	204	A	Vanderbilt	84 65
48	N	Auburn	52 53	48	A	Auburn	38 77	204	N	Vanderbilt	74 57	208	H	Stetson	59 47
169	N	Louisiana Tech	62 79	21	H	Kentucky	53 68	210	H	Grambling	73 55	212	H	Georgia	67 76
27	A	Missouri	47 82	214	A	Florida	55 57	214	A	Florida	55 57	214	H	Georgia	67 76
235	H	Ole Miss	46 43	8	H	Mississippi St.	49 65	214	H	Florida	74 67	214	A	Florida	55 57
112	H	Georgia	67 76	112	A	Georgia	58 53	227	A	SMU	62 61	214	H	Florida	74 67
								235	H	Ole Miss	46 43	227	A	SMU	62 61
								320	H	Northwestern St.	87 73	235	H	Ole Miss	46 43
								324	H	Southeastern La.	88 40	320	H	Northwestern St.	87 73
												324	H	Southeastern La.	88 40

Non-Div I Games:

Alabama

■ Loss,
 ■ Non-Conf, S Site,
 ■ Home
 ■ Away
 N Neutral

Average RPI Win:	302	WON-LOST	WINNING	LAST 10	STRENGTH OF	OPP. STRENGTH	TEAM	ADJ.	CONF.	ADJ CONF.
Average RPI Loss:	210	RECORD	PCT. RANK	GAMES	SCHEDULE	OF SCHEDULE	RPI	RPI	RPI	RPI
DIV. I ONLY	13- 15	194	1- 0	351	333	302	302	29	29	
DIV. I NON-CONF.	5- 6	177	0- 0	315	332	264	264	28	28	
TOTALS	RPI 1-25	RPI 26-50	W-L RECORDS	RPI 51-100	RPI 101-150	RPI 150+				
13- 15	0- 0	0- 0	OVERALL	0- 0	0- 2	13- 13				
6- 7	0- 0	0- 0	HOME	0- 0	0- 0	6- 7				
6- 8	0- 0	0- 0	AWAY	0- 0	0- 2	6- 6				
1- 0	0- 0	0- 0	NEUTRAL	0- 0	0- 0	1- 0				
5- 6	0- 0	0- 0	NON-CONFERENCE	0- 0	0- 2	5- 4				
2- 2	0- 0	0- 0	HOME	0- 0	0- 0	2- 2				
2- 4	0- 0	0- 0	AWAY	0- 0	0- 2	2- 2				
1- 0	0- 0	0- 0	NEUTRAL	0- 0	0- 0	1- 0				
8- 9	0- 0	0- 0	CONFERENCE	0- 0	0- 0	8- 9				
4- 5	0- 0	0- 0	HOME	0- 0	0- 0	4- 5				
4- 4	0- 0	0- 0	AWAY	0- 0	0- 0	4- 4				
0- 0	0- 0	0- 0	NEUTRAL	0- 0	0- 0	0- 0				

RPI 1-25			RPI 26-50			RPI 51-100			RPI 101+			Team's RPI: 302
RPI	S	Opponent	Score	RPI	S	Opponent	Score	RPI	S	Opponent	Score	
								102	A	UAB	47	82
								147	A	Kansas	54	65
								177	A	Southern U.	60	68
								177	H	Southern U.	50	54
								186	A	Prairie View	65	77
								186	H	Prairie View	69	72
								210	H	Grambling	51	63
								211	A	Texas Southern	45	53
								211	H	Texas Southern	45	56
								213	H	Jacksonville St.	48	55
								220	A	Illinois	60	88
								231	A	North Florida	63	62
								233	N	Jacksonville	65	60
								258	A	Jackson St.	51	69
								258	H	Jackson St.	58	55
								261	A	Murray St.	59	53
								262	A	Austin Peay	58	75
								266	A	Alabama St.	65	57
								266	H	Alabama St.	46	60
								304	H	Tennessee St.	67	57
								324	H	Southeastern La.	51	48
								327	A	Mississippi Val.	80	60
								327	H	Mississippi Val.	78	70
								329	H	Lipscomb	58	62
								348	A	Ark.-Pine Bluff	78	52
								348	H	Ark.-Pine Bluff	60	54
LAST 12 Division I GAMES:												
348	H	Ark.-Pine Bluff	60	54	266	A	Alabama St.	65	57			
258	A	Jackson St.	51	69	327	H	Mississippi Val.	78	70			
211	H	Texas Southern	45	56	211	A	Texas Southern	45	53			
186	H	Prairie View	69	72	186	A	Prairie View	65	77			
351	A	Alcorn	51	50	351	H	Alcorn	87	69			
177	A	Southern U.	60	68	177	H	Southern U.	50	54			

Non-Div I Games:

Alabama A&M

■ Loss,
 ■ Non-Conf, S Site,
 ■ Home
 ■ Away
 N Neutral

RPI	S	Opponent	Score	
351	A	Alcorn	51	50
351	H	Alcorn	87	69

A
l
a
b
a
m
a
A
&
M

A
l
a
b
a
m
a
A
&
M

Alabama A&M

Average RPI Win:	286	WON-LOST	WINNING	LAST 10	STRENGTH OF	OPP. STRENGTH	TEAM	ADJ.	CONF.	ADJ CONF.
Average RPI Loss:	162	RECORD	PCT. RANK	GAMES	SCHEDULE	OF SCHEDULE	RPI	RPI	RPI	RPI
DIV. I ONLY	10- 17	244	0- 1	254	307	266	266	29	29	
DIV. I NON-CONF.	0- 10	336	0- 0	25	121	271	271	28	28	
TOTALS	RPI 1-25	RPI 26-50	W-L RECORDS	RPI 51-100	RPI 101-150	RPI 150+				
10- 17	0- 2	0- 1	OVERALL	0- 2	0- 2	10- 10				
6- 6	0- 1	0- 0	HOME	0- 0	0- 1	6- 4				
4- 11	0- 1	0- 1	AWAY	0- 2	0- 1	4- 6				
0- 0	0- 0	0- 0	NEUTRAL	0- 0	0- 0	0- 0				
0- 10	0- 2	0- 1	NON-CONFERENCE	0- 2	0- 2	0- 3				
0- 3	0- 1	0- 0	HOME	0- 0	0- 1	0- 1				
0- 7	0- 1	0- 1	AWAY	0- 2	0- 1	0- 2				
0- 0	0- 0	0- 0	NEUTRAL	0- 0	0- 0	0- 0				
10- 7	0- 0	0- 0	CONFERENCE	0- 0	0- 0	10- 7				
6- 3	0- 0	0- 0	HOME	0- 0	0- 0	6- 3				
4- 4	0- 0	0- 0	AWAY	0- 0	0- 0	4- 4				
0- 0	0- 0	0- 0	NEUTRAL	0- 0	0- 0	0- 0				

RPI 1-25				RPI 26-50				RPI 51-100				RPI 101+ Team's RPI: 266			
RPI	S	Opponent	Score	RPI	S	Opponent	Score	RPI	S	Opponent	Score	RPI	S	Opponent	Score
19	H	South Carolina	38 94	48	A	Auburn	50 83	62	A	Georgia Tech	42 69	102	H	UAB	47 62
21	A	Kentucky	35 87					89	A	Troy	46 116	103	A	South Alabama	65 77
												177	A	Southern U.	52 62
												177	H	Southern U.	78 61
												186	A	Prairie View	59 71
												186	H	Prairie View	67 59
												197	A	North Ala.	42 68
												202	A	Xavier	58 87
												210	A	Grambling	45 63
												210	H	Grambling	72 80
												211	A	Texas Southern	58 51
												211	H	Texas Southern	44 51
												258	H	Jackson St.	74 67
												290	H	Samford	51 60
												302	A	Alabama A&M	60 46
												302	H	Alabama A&M	57 65
												327	A	Mississippi Val.	62 64
												327	H	Mississippi Val.	73 67
												348	A	Ark.-Pine Bluff	58 56
												348	H	Ark.-Pine Bluff	73 52
												351	A	Alcorn	70 58
												351	H	Alcorn	76 63
LAST 12 Division I GAMES:															
210	A	Grambling	45 63	327	H	Mississippi Val.	73 67								
186	H	Prairie View	67 59	348	H	Ark.-Pine Bluff	73 52								
211	H	Texas Southern	44 51	186	A	Prairie View	59 71								
177	A	Southern U.	52 62	211	A	Texas Southern	58 51								
351	A	Alcorn	70 58	177	H	Southern U.	78 61								
302	H	Alabama A&M	57 65	351	H	Alcorn	76 63								

Non-Div I Games: Mobile 69 63

Alabama St.

■ Loss,
 ■ Non-Conf,
 ■ S Site,
 ■ Home
 ■ Away
 N Neutral

Albany (NY)

Through Games Of March 8, 2019

Average RPI Win:	270	WON-LOST	WINNING	LAST 10	STRENGTH OF	OPP. STRENGTH	TEAM	ADJ.	CONF.	ADJ CONF.
Average RPI Loss:	175	RECORD	PCT. RANK	GAMES	SCHEDULE	OF SCHEDULE	RPI	RPI	RPI	RPI
DIV. I ONLY	13- 17	213	1- 0	262	268	242	242	23	23	
DIV. I NON-CONF.	3- 10	278	0- 0	234	282	285	285	24	24	
TOTALS	RPI 1-25	RPI 26-50	W-L RECORDS	RPI 51-100	RPI 101-150	RPI 150+				
13- 17	0- 1	0- 0	OVERALL	0- 3	1- 5	12- 8				
7- 7	0- 0	0- 0	HOME	0- 1	0- 3	7- 3				
6- 10	0- 1	0- 0	AWAY	0- 2	1- 2	5- 5				
0- 0	0- 0	0- 0	NEUTRAL	0- 0	0- 0	0- 0				
3- 10	0- 1	0- 0	NON-CONFERENCE	0- 1	0- 2	3- 6				
1- 4	0- 0	0- 0	HOME	0- 0	0- 1	1- 3				
2- 6	0- 1	0- 0	AWAY	0- 1	0- 1	2- 3				
0- 0	0- 0	0- 0	NEUTRAL	0- 0	0- 0	0- 0				
10- 7	0- 0	0- 0	CONFERENCE	0- 2	1- 3	9- 2				
6- 3	0- 0	0- 0	HOME	0- 1	0- 2	6- 0				
4- 4	0- 0	0- 0	AWAY	0- 1	1- 1	3- 2				
0- 0	0- 0	0- 0	NEUTRAL	0- 0	0- 0	0- 0				

RPI S	Opponent	Score	RPI S	Opponent	Score	RPI S	Opponent	Score	RPI S	Opponent	Score	Team's RPI: 242
24	A Rutgers	39 65				59	A Maine	65 76	109	A Hartford	35 82	
						59	H Maine	61 67	109	H Hartford	56 68	
						88	A Purdue	41 53	121	A South Fla.	37 74	
									122	H Marist	56 74	
									137	A Stony Brook	54 49	
									137	H Stony Brook	52 68	
									189	H Holy Cross	50 56	
									206	A Cornell	34 48	
									228	A Monmouth	56 64	
									236	A St. Francis Brooklyn	67 60	
									253	A Columbia	62 58	
									254	A Binghamton	71 62	
									254	H Binghamton	61 56	
									254	H Binghamton	61 56	
									267	H Manhattan	60 54	
									275	A Vermont	39 52	
									275	H Vermont	65 40	
									280	H Canisius	42 48	
									306	A UMBC	60 69	
									306	H UMBC	64 44	
									312	A New Hampshire	78 53	
									312	H New Hampshire	59 41	
									323	A UMass Lowell	56 53	
									323	H UMass Lowell	63 56	
									325	H Central Conn. St.	53 60	
									330	A Lafayette	66 67	
LAST 12 Division I GAMES:												
254	H Binghamton	61 56	323	A UMass Lowell	56 53							
109	H Hartford	56 68	275	H Vermont	65 40							
312	A New Hampshire	78 53	254	A Binghamton	71 62							
306	A UMBC	60 69	312	H New Hampshire	59 41							
137	H Stony Brook	52 68	109	A Hartford	35 82							
59	H Maine	61 67	137	A Stony Brook	54 49							

Non-Div I Games:

Albany (NY)

■ Loss,
 ■ Non-Conf, S Site,
 ■ Home
 ■ Away
 N Neutral

Average RPI Win: 288		WON-LOST	WINNING	LAST 10	STRENGTH OF	OPP. STRENGTH	TEAM	ADJ.	CONF.	ADJ CONF.
Average RPI Loss: 239		RECORD	PCT. RANK	GAMES	SCHEDULE	OF SCHEDULE	RPI	RPI	RPI	RPI
DIV. I ONLY		3- 23	342	0- 1	343	344	351	351	29	29
DIV. I NON-CONF.		0- 9	336	0- 1	270	333	347	347	28	28
TOTALS		RPI 1-25	RPI 26-50	W-L RECORDS	RPI 51-100	RPI 101-150	RPI 150+			
3- 23	0- 0		0- 0	OVERALL	0- 1	0- 2	3- 20			
2- 9	0- 0		0- 0	HOME	0- 0	0- 0	2- 9			
1- 13	0- 0		0- 0	AWAY	0- 1	0- 1	1- 11			
0- 1	0- 0		0- 0	NEUTRAL	0- 0	0- 1	0- 0			
0- 9	0- 0		0- 0	NON-CONFERENCE	0- 1	0- 2	0- 6			
0- 2	0- 0		0- 0	HOME	0- 0	0- 0	0- 2			
0- 6	0- 0		0- 0	AWAY	0- 1	0- 1	0- 4			
0- 1	0- 0		0- 0	NEUTRAL	0- 0	0- 1	0- 0			
3- 14	0- 0		0- 0	CONFERENCE	0- 0	0- 0	3- 14			
2- 7	0- 0		0- 0	HOME	0- 0	0- 0	2- 7			
1- 7	0- 0		0- 0	AWAY	0- 0	0- 0	1- 7			
0- 0	0- 0		0- 0	NEUTRAL	0- 0	0- 0	0- 0			

[illegible]

Non-Div I Games: Lane

58 70

Fisk

67 64

Rust

59 78

Alcorn

Loss, Non-Conf, S Site, H Home A Away N Neutral

Average RPI Win: 231	WON-LOST	WINNING	LAST 10	STRENGTH OF	OPP. STRENGTH	TEAM	ADJ.	CONF.	ADJ CONF.
Average RPI Loss: 76	RECORD	PCT. RANK	GAMES	SCHEDULE	OF SCHEDULE	RPI	RPI	RPI	RPI
DIV. I ONLY	20- 9	71	1- 0	111	192	75	75	18	18
DIV. I NON-CONF.	4- 7	228	0- 0	60	90	164	164	21	21
TOTALS	RPI 1-25	RPI 26-50	W-L RECORDS	RPI 51-100	RPI 101-150	RPI 150+			
20- 9	0- 1	0- 3	OVERALL	0- 2	2- 2	18- 1			
11- 2	0- 0	0- 2	HOME	0- 0	1- 0	10- 0			
9- 5	0- 0	0- 1	AWAY	0- 1	1- 2	8- 1			
0- 2	0- 1	0- 0	NEUTRAL	0- 1	0- 0	0- 0			
4- 7	0- 1	0- 1	NON-CONFERENCE	0- 2	0- 2	4- 1			
3- 1	0- 0	0- 1	HOME	0- 0	0- 0	3- 0			
1- 4	0- 0	0- 0	AWAY	0- 1	0- 2	1- 1			
0- 2	0- 1	0- 0	NEUTRAL	0- 1	0- 0	0- 0			
16- 2	0- 0	0- 2	CONFERENCE	0- 0	2- 0	14- 0			
8- 1	0- 0	0- 1	HOME	0- 0	1- 0	7- 0			
8- 1	0- 0	0- 1	AWAY	0- 0	1- 0	7- 0			
0- 0	0- 0	0- 0	NEUTRAL	0- 0	0- 0	0- 0			

RPI 1-25				RPI 26-50				RPI 51-100				Team's RPI: 75	RPI 101+			
RPI	S	Opponent	Score	RPI	S	Opponent	Score	RPI	S	Opponent	Score		RPI	S	Opponent	Score
4	N	Stanford	49 71	31	H	Ohio	67 77	63	N	FGCU	71 90		113	A	High Point	61 66
				41	A	Bucknell	56 71	94	A	Virginia	54 57		127	A	Lehigh	61 53
				41	H	Bucknell	64 65						127	H	Lehigh	50 47
													145	A	Penn St.	59 80
													153	A	Denver	54 83
													161	H	Tulsa	68 52
													167	A	Boston U.	64 51
													167	H	Boston U.	50 48
													189	A	Holy Cross	71 44
													189	H	Holy Cross	70 58
													215	A	Hawaii	69 57
													222	H	George Mason	86 71
													248	A	Colgate	71 66
													248	H	Colgate	76 57
													249	A	Navy	58 45
													249	H	Navy	69 44
													274	A	Loyola Maryland	67 56
													274	H	Loyola Maryland	82 38
													278	A	Army West Point	75 62
													278	H	Army West Point	61 51
LAST 12 Division I GAMES:																
				249	H	Navy	69 44					274	A	Loyola Maryland	67 56	
				41	H	Bucknell	64 65					278	A	Army West Point	75 62	
				189	A	Holy Cross	71 44					248	A	Colgate	71 66	
				330	A	Lafayette	67 57					189	H	Holy Cross	70 58	
				167	H	Boston U.	50 48					330	H	Lafayette	60 45	
				127	H	Lehigh	50 47					167	A	Boston U.	64 51	

Non-Div I Games:

American

■ Loss,
 ■ Non-Conf,
 ■ S Site,
 ■ Home
 ■ Away
 N Neutral

Average RPI Win: 226		WON-LOST	WINNING	LAST 10	STRENGTH OF	OPP. STRENGTH	TEAM	ADJ.	CONF.	ADJ CONF.
Average RPI Loss: 112		RECORD	PCT. RANK	GAMES	SCHEDULE	OF SCHEDULE	RPI	RPI	RPI	RPI
DIV. I ONLY		15- 13	151	0- 1	149	158	149	149	12	12
DIV. I NON-CONF.		6- 5	143	0- 0	201	150	145	145	14	14
TOTALS	RPI 1-25	RPI 26-50		W-L RECORDS		RPI 51-100	RPI 101-150	RPI 150+		
15- 13	0- 1	0- 1		OVERALL		0- 6	1- 2	14- 3		
11- 3	0- 0	0- 0		HOME		0- 3	1- 0	10- 0		
4- 10	0- 1	0- 1		AWAY		0- 3	0- 2	4- 3		
0- 0	0- 0	0- 0		NEUTRAL		0- 0	0- 0	0- 0		
6- 5	0- 1	0- 1		NON-CONFERENCE		0- 1	0- 1	6- 1		
5- 0	0- 0	0- 0		HOME		0- 0	0- 0	5- 0		
1- 5	0- 1	0- 1		AWAY		0- 1	0- 1	1- 1		
0- 0	0- 0	0- 0		NEUTRAL		0- 0	0- 0	0- 0		
9- 8	0- 0	0- 0		CONFERENCE		0- 5	1- 1	8- 2		
6- 3	0- 0	0- 0		HOME		0- 3	1- 0	5- 0		
3- 5	0- 0	0- 0		AWAY		0- 2	0- 1	3- 2		
0- 0	0- 0	0- 0		NEUTRAL		0- 0	0- 0	0- 0		

RPI 1-25				RPI 26-50				RPI 51-100				RPI 101+				Team's RPI: 149	
RPI	S	Opponent	Score	RPI	S	Opponent	Score	RPI	S	Opponent	Score	RPI	S	Opponent	Score		
19	A	South Carolina	50 80	50	A	Clemson	48 87	62	A	Georgia Tech	53 71	102	A	UAB	61 80		
								67	H	Little Rock	59 74	103	H	South Alabama	71 63		
								79	A	UT Arlington	94 99	135	A	Georgia St.	75 85		
								79	H	UT Arlington	65 72	154	A	Davidson	81 78		
								89	A	Troy	66 95	162	A	Texas St.	62 49		
								89	H	Troy	72 83	162	H	Texas St.	77 56		
												175	A	Coastal Caro.	66 74		
												175	H	Coastal Caro.	67 53		
												190	H	Arkansas St.	75 67		
												201	H	Marshall	74 52		
												219	H	Elon	65 62		
												243	A	ETSU	64 95		
												259	H	Wofford	94 70		
												265	A	Louisiana	55 73		
												265	H	Louisiana	83 69		
												285	A	Ga. Southern	70 52		
												297	H	Col. of Charleston	80 66		
												301	A	La.-Monroe	80 58		
												301	H	La.-Monroe	56 51		
												309	H	UNC Greensboro	68 65		
LAST 12 Division I GAMES:																	
				89	A	Troy	66 95	79	H	UT Arlington	65 72						
				265	H	Louisiana	83 69	162	H	Texas St.	77 56						
				301	H	La.-Monroe	56 51	301	A	La.-Monroe	80 58						
				285	A	Ga. Southern	70 52	265	A	Louisiana	55 73						
				135	A	Georgia St.	75 85	67	H	Little Rock	59 74						
				175	A	Coastal Caro.	66 74	190	H	Arkansas St.	75 67						

Non-Div I Games:

Appalachian St.

■ Loss, ■ Non-Conf, S Site, H Home A Away N Neutral

Arizona

Through Games Of March 8, 2019

Average RPI Win:	176	WON-LOST	WINNING	LAST 10	STRENGTH OF	OPP. STRENGTH	TEAM	ADJ.	CONF.	ADJ CONF.
Average RPI Loss:	40	RECORD	PCT. RANK	GAMES	SCHEDULE	OF SCHEDULE	RPI	RPI	RPI	RPI
DIV. I ONLY	18- 13	132	1- 0	55	38	87	87	2	2	
DIV. I NON-CONF.	10- 1	17	0- 0	320	250	119	119	2	2	
TOTALS	RPI 1-25	RPI 26-50	W-L RECORDS	RPI 51-100	RPI 101-150	RPI 150+				
18- 13	1- 8	1- 2	OVERALL	3- 2	2- 0	11- 1				
11- 5	1- 3	1- 1	HOME	2- 1	1- 0	6- 0				
4- 7	0- 4	0- 1	AWAY	0- 1	1- 0	3- 1				
3- 1	0- 1	0- 0	NEUTRAL	1- 0	0- 0	2- 0				
10- 1	0- 0	0- 0	NON-CONFERENCE	0- 1	1- 0	9- 0				
6- 1	0- 0	0- 0	HOME	0- 1	1- 0	5- 0				
2- 0	0- 0	0- 0	AWAY	0- 0	0- 0	2- 0				
2- 0	0- 0	0- 0	NEUTRAL	0- 0	0- 0	2- 0				
8- 12	1- 8	1- 2	CONFERENCE	3- 1	1- 0	2- 1				
5- 4	1- 3	1- 1	HOME	2- 0	0- 0	1- 0				
2- 7	0- 4	0- 1	AWAY	0- 1	1- 0	1- 1				
1- 1	0- 1	0- 0	NEUTRAL	1- 0	0- 0	0- 0				

RPI S	Opponent	Score	RPI S	Opponent	Score	RPI S	Opponent	Score	RPI S	Opponent	Score
4	A Stanford	54 56	32	H UCLA	93 98	52	H Southern California	71 68	108	H Idaho St.	71 46
4	H Stanford	48 78	39	A California	76 82	52	N Southern California	76 48	138	A Washington	69 59
5	A Oregon	60 93	39	H California	60 55	92	A Utah	64 80	157	A Washington St.	88 90
5	H Oregon	54 83				92	H Utah	66 55	172	A Colorado	69 67
5	N Oregon	63 77				98	H Loyola Marymount	64 66	172	H Colorado	63 51
23	A Arizona St.	47 60							173	H Montana	100 51
23	H Arizona St.	51 39							188	N Portland	92 70
25	A Oregon St.	64 86							229	A San Diego St.	69 60
25	H Oregon St.	60 65							237	H Northern Ariz.	71 47
									269	H UTEP	62 40
									272	A Long Beach St.	70 43
									300	H South Carolina St.	73 32
									310	H Incarnate Word	84 42
									343	N Seattle U	84 54
LAST 12 Division I GAMES:											
52	N Southern California	76 48	172	H Colorado	63 51						
5	N Oregon	63 77	92	H Utah	66 55						
25	H Oregon St.	60 65	157	A Washington St.	88 90						
5	H Oregon	54 83	138	A Washington	69 59						
39	A California	76 82	23	A Arizona St.	47 60						
4	A Stanford	54 56	32	H UCLA	93 98						

Non-Div I Games:

Arizona

Loss, Non-Conf, S Site, H Home A Away N Neutral

Average RPI Win: 128		WON-LOST	WINNING	LAST 10	STRENGTH OF	OPP. STRENGTH	TEAM	ADJ.	CONF.	ADJ CONF.
Average RPI Loss: 21		RECORD	PCT. RANK	GAMES	SCHEDULE	OF SCHEDULE	RPI	RPI	RPI	RPI
DIV. I ONLY		20- 10	84	1- 0	9	15	23	23	2	2
DIV. I NON-CONF.		9- 2	43	0- 0	69	14	27	27	2	2
TOTALS		RPI 1-25	RPI 26-50	W-L RECORDS	RPI 51-100	RPI 101-150	RPI 150+			
20- 10	2- 6		2- 3	OVERALL	5- 1	2- 0	9- 0			
11- 4	1- 3		1- 1	HOME	3- 0	1- 0	5- 0			
6- 4	1- 2		0- 1	AWAY	2- 1	0- 0	3- 0			
3- 2	0- 1		1- 1	NEUTRAL	0- 0	1- 0	1- 0			
9- 2	0- 2		1- 0	NON-CONFERENCE	1- 0	2- 0	5- 0			
5- 1	0- 1		0- 0	HOME	0- 0	1- 0	4- 0			
2- 0	0- 0		0- 0	AWAY	1- 0	0- 0	1- 0			
2- 1	0- 1		1- 0	NEUTRAL	0- 0	1- 0	0- 0			
11- 8	2- 4		1- 3	CONFERENCE	4- 1	0- 0	4- 0			
6- 3	1- 2		1- 1	HOME	3- 0	0- 0	1- 0			
4- 4	1- 2		0- 1	AWAY	1- 1	0- 0	2- 0			
1- 1	0- 0		0- 1	NEUTRAL	0- 0	0- 0	1- 0			

[illegible]

Non-Div I Games:

Arizona St.

■ Loss, ■ Non-Conf, S Site, H Home A Away N Neutral

Ark.-Pine Bluff

Through Games Of March 8, 2019

Average RPI Win:	351	WON-LOST	WINNING	LAST 10	STRENGTH OF	OPP. STRENGTH	TEAM	ADJ.	CONF.	ADJ CONF.
Average RPI Loss:	219	RECORD	PCT. RANK	GAMES	SCHEDULE	OF SCHEDULE	RPI	RPI	RPI	RPI
DIV. I ONLY	2- 18	347	0- 1	320	347	348	348	29	29	
DIV. I NON-CONF.	0- 3	336	0- 0	37	128	283	283	28	28	
TOTALS	RPI 1-25	RPI 26-50	W-L RECORDS	RPI 51-100	RPI 101-150	RPI 150+				
2- 18	0- 1	0- 0	OVERALL	0- 0	0- 1	2- 16				
1- 8	0- 0	0- 0	HOME	0- 0	0- 0	1- 8				
1- 10	0- 1	0- 0	AWAY	0- 0	0- 1	1- 8				
0- 0	0- 0	0- 0	NEUTRAL	0- 0	0- 0	0- 0				
0- 3	0- 1	0- 0	NON-CONFERENCE	0- 0	0- 1	0- 1				
0- 0	0- 0	0- 0	HOME	0- 0	0- 0	0- 0				
0- 3	0- 1	0- 0	AWAY	0- 0	0- 1	0- 1				
0- 0	0- 0	0- 0	NEUTRAL	0- 0	0- 0	0- 0				
2- 15	0- 0	0- 0	CONFERENCE	0- 0	0- 0	2- 15				
1- 8	0- 0	0- 0	HOME	0- 0	0- 0	1- 8				
1- 7	0- 0	0- 0	AWAY	0- 0	0- 0	1- 7				
0- 0	0- 0	0- 0	NEUTRAL	0- 0	0- 0	0- 0				

RPI 1-25				RPI 26-50				RPI 51-100				RPI 101+ Team's RPI: 348			
RPI	S	Opponent	Score	RPI	S	Opponent	Score	RPI	S	Opponent	Score	RPI	S	Opponent	Score
25	A	Oregon St.	33 89									106	A	Minnesota	42 84
												177	A	Southern U.	41 73
												177	H	Southern U.	45 56
												186	A	Prairie View	46 79
												186	H	Prairie View	41 80
												210	A	Grambling	57 77
												210	H	Grambling	57 67
												211	A	Texas Southern	49 62
												211	H	Texas Southern	58 59
												256	A	Wichita St.	39 76
												258	A	Jackson St.	41 60
												258	H	Jackson St.	41 61
												266	A	Alabama St.	52 73
												266	H	Alabama St.	56 58
												302	A	Alabama A&M	54 60
												302	H	Alabama A&M	52 78
												327	H	Mississippi Val.	56 62
												351	A	Alcorn	59 57
												351	H	Alcorn	66 57
LAST 12 Division I GAMES:															
302	A	Alabama A&M	54 60	177	H	Southern U.	45 56								
258	H	Jackson St.	41 61	266	A	Alabama St.	52 73								
210	H	Grambling	57 67	258	A	Jackson St.	41 60								
186	A	Prairie View	46 79	210	A	Grambling	57 77								
211	A	Texas Southern	49 62	186	H	Prairie View	41 80								
351	H	Alcorn	66 57	211	H	Texas Southern	58 59								

Non-Div I Games: LeMoyne-Owen 52 43 Paul Quinn 68 52 Philander Smith 48 53 Tougaloo 68 60 Ark.-Pine Bluff

Loss, Non-Conf, S Site, H Home A Away N Neutral

Arkansas

Through Games Of March 8, 2019

Average RPI Win:	172	WON-LOST	WINNING	LAST 10	STRENGTH OF	OPP. STRENGTH	TEAM	ADJ.	CONF.	ADJ CONF.
Average RPI Loss:	48	RECORD	PCT. RANK	GAMES	SCHEDULE	OF SCHEDULE	RPI	RPI	RPI	RPI
DIV. I ONLY	19- 13	120	1- 0	59	64	81	81	5	5	
DIV. I NON-CONF.	11- 3	56	0- 0	132	119	52	52	5	5	
TOTALS	RPI 1-25	RPI 26-50	W-L RECORDS	RPI 51-100	RPI 101-150	RPI 150+				
19- 13	1- 6	0- 3	OVERALL	3- 1	3- 3	12- 0				
9- 6	0- 3	0- 2	HOME	1- 0	1- 1	7- 0				
6- 6	0- 3	0- 1	AWAY	2- 1	1- 1	3- 0				
4- 1	1- 0	0- 0	NEUTRAL	0- 0	1- 1	2- 0				
11- 3	0- 2	0- 0	NON-CONFERENCE	2- 0	2- 1	7- 0				
6- 1	0- 1	0- 0	HOME	1- 0	1- 0	4- 0				
3- 1	0- 1	0- 0	AWAY	1- 0	1- 0	1- 0				
2- 1	0- 0	0- 0	NEUTRAL	0- 0	0- 1	2- 0				
8- 10	1- 4	0- 3	CONFERENCE	1- 1	1- 2	5- 0				
3- 5	0- 2	0- 2	HOME	0- 0	0- 1	3- 0				
3- 5	0- 2	0- 1	AWAY	1- 1	0- 1	2- 0				
2- 0	1- 0	0- 0	NEUTRAL	0- 0	1- 0	0- 0				

RPI S	Opponent	Score	RPI S	Opponent	Score	RPI S	Opponent	Score	RPI S	Opponent	Score
8	H Mississippi St.	69 93	27	A Missouri	53 71	58	A Tennessee	80 79	112	A Georgia	83 93
11	A Iowa St.	82 91	27	H Missouri	67 73	79	A UT Arlington	66 65	112	H Georgia	72 80
16	A Texas A&M	53 66	48	H Auburn	72 75	82	A LSU	34 71	112	N Georgia	86 76
19	H South Carolina	79 87				91	H Nebraska	84 80	124	N Pittsburgh	54 61
19	N South Carolina	95 89							141	A Abilene Christian	80 68
21	A Kentucky	59 61							148	H Tennessee Tech	65 42
23	H Arizona St.	85 88							158	H Alabama	72 61
									161	A Tulsa	61 59
									165	H Oral Roberts	74 61
									180	N Wisconsin	69 68
									186	H Prairie View	71 44
									204	H Vanderbilt	83 62
									214	A Florida	83 73
									235	A Ole Miss	85 55
									235	H Ole Miss	73 61
									258	H Jackson St.	76 57
									304	N Tennessee St.	79 55
									320	H Northwestern St.	98 53
LAST 12 Division I GAMES:											
112	N Georgia	86 76	21	A Kentucky	59 61						
19	N South Carolina	95 89	48	H Auburn	72 75						
16	A Texas A&M	53 66	82	A LSU	34 71						
27	H Missouri	67 73	19	H South Carolina	79 87						
235	H Ole Miss	73 61	112	H Georgia	72 80						
112	A Georgia	83 93	214	A Florida	83 73						

Non-Div I Games:

Arkansas

 Loss,
 Non-Conf,
 S Site,
 H Home
 A Away
N Neutral

Arkansas St.

Through Games Of March 8, 2019

Average RPI Win:	215	WON-LOST	WINNING	LAST 10	STRENGTH OF	OPP. STRENGTH	TEAM	ADJ.	CONF.	ADJ CONF.
Average RPI Loss:	118	RECORD	PCT. RANK	GAMES	SCHEDULE	OF SCHEDULE	RPI	RPI	RPI	RPI
DIV. I ONLY	11- 17	231	0- 1	97	144	190	190	12	12	
DIV. I NON-CONF.	5- 6	177	0- 0	155	106	174	174	14	14	
TOTALS	RPI 1-25	RPI 26-50	W-L RECORDS	RPI 51-100	RPI 101-150	RPI 150+				
11- 17	0- 1	0- 1	OVERALL	1- 6	2- 4	8- 5				
9- 5	0- 0	0- 0	HOME	1- 2	1- 1	7- 2				
2- 12	0- 1	0- 1	AWAY	0- 4	1- 3	1- 3				
0- 0	0- 0	0- 0	NEUTRAL	0- 0	0- 0	0- 0				
5- 6	0- 1	0- 1	NON-CONFERENCE	0- 1	0- 2	5- 1				
4- 1	0- 0	0- 0	HOME	0- 0	0- 0	4- 1				
1- 5	0- 1	0- 1	AWAY	0- 1	0- 2	1- 0				
0- 0	0- 0	0- 0	NEUTRAL	0- 0	0- 0	0- 0				
6- 11	0- 0	0- 0	CONFERENCE	1- 5	2- 2	3- 4				
5- 4	0- 0	0- 0	HOME	1- 2	1- 1	3- 1				
1- 7	0- 0	0- 0	AWAY	0- 3	1- 1	0- 3				
0- 0	0- 0	0- 0	NEUTRAL	0- 0	0- 0	0- 0				

RPI 1-25				RPI 26-50				RPI 51-100				RPI 101+ Team's RPI: 190			
RPI	S	Opponent	Score	RPI	S	Opponent	Score	RPI	S	Opponent	Score	RPI	S	Opponent	Score
16	A	Texas A&M	56 97	27	A	Missouri	50 70	54	A	Belmont	55 74	103	A	South Alabama	77 64
								67	A	Little Rock	55 68	103	H	South Alabama	69 58
								67	H	Little Rock	62 58	111	A	UT Martin	91 97
								79	A	UT Arlington	62 67	135	H	Georgia St.	62 64
								79	H	UT Arlington	73 100	139	A	Oklahoma St.	60 62
								89	A	Troy	79 87	149	A	Appalachian St.	67 75
								89	H	Troy	89 100	161	H	Tulsa	73 60
												162	A	Texas St.	54 68
												162	H	Texas St.	62 85
												169	H	Louisiana Tech	70 80
												175	A	Coastal Caro.	72 88
												224	H	Memphis	77 66
												261	H	Murray St.	74 63
												265	H	Louisiana	87 75
												269	A	UTEP	67 66
												285	H	Ga. Southern	86 75
												301	A	La.-Monroe	53 65
												301	H	La.-Monroe	64 54
												327	H	Mississippi Val.	60 57
LAST 12 Division I GAMES:															
301	A	La.-Monroe	53 65	89	H	Troy	89 100								
285	H	Ga. Southern	86 75	103	H	South Alabama	69 58								
135	H	Georgia St.	62 64	67	A	Little Rock	55 68								
67	H	Little Rock	62 58	175	A	Coastal Caro.	72 88								
79	A	UT Arlington	62 67	149	A	Appalachian St.	67 75								
162	A	Texas St.	54 68	162	H	Texas St.	62 85								

Non-Div I Games:

Arkansas St.

■ Loss,
 ■ Non-Conf, S Site,
 ■ Home
 ■ Away
 N Neutral

Army West Point

Through Games Of March 8, 2019

Average RPI Win:	287	WON-LOST	WINNING	LAST 10	STRENGTH OF	OPP. STRENGTH	TEAM	ADJ.	CONF.	ADJ CONF.
Average RPI Loss:	160	RECORD	PCT. RANK	GAMES	SCHEDULE	OF SCHEDULE	RPI	RPI	RPI	RPI
DIV. I ONLY	10- 18	251	0- 1	268	254	278	278	18	18	
DIV. I NON-CONF.	4- 6	212	0- 0	325	328	296	296	21	21	
TOTALS	RPI 1-25	RPI 26-50	W-L RECORDS	RPI 51-100	RPI 101-150	RPI 150+				
10- 18	0- 0	0- 2	OVERALL	0- 3	0- 4	10- 9				
6- 8	0- 0	0- 1	HOME	0- 1	0- 3	6- 3				
4- 10	0- 0	0- 1	AWAY	0- 2	0- 1	4- 6				
0- 0	0- 0	0- 0	NEUTRAL	0- 0	0- 0	0- 0				
4- 6	0- 0	0- 0	NON-CONFERENCE	0- 1	0- 2	4- 3				
2- 3	0- 0	0- 0	HOME	0- 0	0- 2	2- 1				
2- 3	0- 0	0- 0	AWAY	0- 1	0- 0	2- 2				
0- 0	0- 0	0- 0	NEUTRAL	0- 0	0- 0	0- 0				
6- 12	0- 0	0- 2	CONFERENCE	0- 2	0- 2	6- 6				
4- 5	0- 0	0- 1	HOME	0- 1	0- 1	4- 2				
2- 7	0- 0	0- 1	AWAY	0- 1	0- 1	2- 4				
0- 0	0- 0	0- 0	NEUTRAL	0- 0	0- 0	0- 0				

RPI 1-25				RPI 26-50				RPI 51-100				RPI 101+				Team's RPI: 278
RPI	S	Opponent	Score	RPI	S	Opponent	Score	RPI	S	Opponent	Score	RPI	S	Opponent	Score	
				41	A	Bucknell	66 84	51	A	TCU	38 63	118	H	St. John's (NY)	49 60	
				41	H	Bucknell	52 66	75	A	American	51 61	127	A	Lehigh	46 55	
								75	H	American	62 75	127	H	Lehigh	50 73	
												128	H	Yale	51 62	
												167	A	Boston U.	51 63	
												167	H	Boston U.	42 67	
												189	A	Holy Cross	39 58	
												189	H	Holy Cross	60 53	
												236	H	St. Francis Brooklyn	69 57	
												248	A	Colgate	80 85	
												248	H	Colgate	58 70	
												249	A	Navy	60 48	
												249	H	Navy	55 52	
												253	A	Columbia	49 70	
												254	A	Binghamton	47 60	
												274	A	Loyola Maryland	51 70	
												274	H	Loyola Maryland	69 57	
												291	H	Air Force	60 71	
												315	A	Wagner	61 46	
												330	A	Lafayette	64 40	
												330	H	Lafayette	65 50	
												344	H	Fairleigh Dickinson	62 40	
												350	A	LIU Brooklyn	57 42	
LAST 12 Division I GAMES:																
				41	A	Bucknell	66 84	330	A	Lafayette	64 40					
				167	H	Boston U.	42 67	75	H	American	62 75					
				248	A	Colgate	80 85	274	A	Loyola Maryland	51 70					
				127	A	Lehigh	46 55	248	H	Colgate	58 70					
				189	H	Holy Cross	60 53	127	H	Lehigh	50 73					
				249	A	Navy	60 48	189	A	Holy Cross	39 58					

Non-Div I Games: Connecticut Col. 74 48

Army West Point

Loss, Non-Conf, S Site, H Home A Away N Neutral

Average RPI Win:	166	WON-LOST	WINNING	LAST 10	STRENGTH OF	OPP. STRENGTH	TEAM	ADJ.	CONF.	ADJ CONF.
Average RPI Loss:	26	RECORD	PCT. RANK	GAMES	SCHEDULE	OF SCHEDULE	RPI	RPI	RPI	RPI
DIV. I ONLY	21- 9	67	1- 0	71	51	48	48	5	5	
DIV. I NON-CONF.	11- 1	13	0- 0	200	101	31	31	5	5	
TOTALS	RPI 1-25	RPI 26-50	W-L RECORDS	RPI 51-100	RPI 101-150	RPI 150+				
21- 9	0- 6	3- 1	OVERALL	2- 2	1- 0	15- 0				
9- 5	0- 4	1- 0	HOME	0- 1	1- 0	7- 0				
9- 3	0- 1	1- 1	AWAY	2- 1	0- 0	6- 0				
3- 1	0- 1	1- 0	NEUTRAL	0- 0	0- 0	2- 0				
11- 1	0- 1	2- 0	NON-CONFERENCE	0- 0	0- 0	9- 0				
6- 0	0- 0	0- 0	HOME	0- 0	0- 0	6- 0				
3- 1	0- 1	1- 0	AWAY	0- 0	0- 0	2- 0				
2- 0	0- 0	1- 0	NEUTRAL	0- 0	0- 0	1- 0				
10- 8	0- 5	1- 1	CONFERENCE	2- 2	1- 0	6- 0				
3- 5	0- 4	1- 0	HOME	0- 1	1- 0	1- 0				
6- 2	0- 0	0- 1	AWAY	2- 1	0- 0	4- 0				
1- 1	0- 1	0- 0	NEUTRAL	0- 0	0- 0	1- 0				

RPI 1-25				RPI 26-50				Team's RPI: 48	RPI 51-100				RPI 101+			
RPI	S	Opponent	Score	RPI	S	Opponent	Score		RPI	S	Opponent	Score	RPI	S	Opponent	Score
8	H	Mississippi St.	59 85	27	A	Missouri	65 74		58	A	Tennessee	62 73	112	H	Georgia	59 58
11	A	Iowa St.	64 67	27	H	Missouri	58 54		58	H	Tennessee	69 78	152	H	Oklahoma	95 79
16	H	Texas A&M	67 69	38	N	North Carolina	86 81		81	A	Arkansas	75 72	158	A	Alabama	66 56
16	N	Texas A&M	62 64	42	A	New Mexico	79 76		82	A	LSU	56 46	158	H	Alabama	77 38
19	H	South Carolina	66 73										158	N	Alabama	53 52
21	H	Kentucky	68 78										160	H	Nicholls St.	80 59
													175	N	Coastal Caro.	84 78
													204	A	Vanderbilt	72 70
													210	H	Grambling	97 48
													214	A	Florida	64 56
													219	A	Elon	96 44
													232	A	Saint Joseph's	81 70
													235	A	Ole Miss	64 51
													265	H	Louisiana	71 59
													266	H	Alabama St.	83 50
													290	H	Samford	73 46
LAST 12 Division I GAMES:																
158	N	Alabama	53 52	27	H	Missouri	58 54									
16	N	Texas A&M	62 64	158	H	Alabama	77 38									
42	A	New Mexico	79 76	58	A	Tennessee	62 73									
11	A	Iowa St.	64 67	81	A	Arkansas	75 72									
82	A	LSU	56 46	21	H	Kentucky	68 78									
19	H	South Carolina	66 73	112	H	Georgia	59 58									

Non-Div I Games: Xavier (LA) 77 58

Auburn

■ Loss,
 ■ Non-Conf, S Site,
 ■ Home
 ■ Away
 N Neutral

Average RPI Win:	253	WON-LOST	WINNING	LAST 10	STRENGTH OF	OPP. STRENGTH	TEAM	ADJ.	CONF.	ADJ CONF.
Average RPI Loss:	199	RECORD	PCT. RANK	GAMES	SCHEDULE	OF SCHEDULE	RPI	RPI	RPI	RPI
DIV. I ONLY	13- 15	194	0- 1	322	265	262	262	22	22	
DIV. I NON-CONF.	3- 6	241	0- 0	344	272	341	341	23	23	
TOTALS	RPI 1-25	RPI 26-50	W-L RECORDS	RPI 51-100	RPI 101-150	RPI 150+				
13- 15	0- 0	0- 0	OVERALL	0- 2	3- 3	10- 10				
9- 4	0- 0	0- 0	HOME	0- 1	1- 1	8- 2				
4- 10	0- 0	0- 0	AWAY	0- 1	2- 1	2- 8				
0- 1	0- 0	0- 0	NEUTRAL	0- 0	0- 1	0- 0				
3- 6	0- 0	0- 0	NON-CONFERENCE	0- 1	0- 0	3- 5				
3- 1	0- 0	0- 0	HOME	0- 0	0- 0	3- 1				
0- 5	0- 0	0- 0	AWAY	0- 1	0- 0	0- 4				
0- 0	0- 0	0- 0	NEUTRAL	0- 0	0- 0	0- 0				
10- 9	0- 0	0- 0	CONFERENCE	0- 1	3- 3	7- 5				
6- 3	0- 0	0- 0	HOME	0- 1	1- 1	5- 1				
4- 5	0- 0	0- 0	AWAY	0- 0	2- 1	2- 4				
0- 1	0- 0	0- 0	NEUTRAL	0- 0	0- 1	0- 0				

RPI 1-25				RPI 26-50				RPI 51-100				RPI 101+				Team's RPI: 262	
RPI	S	Opponent	Score	RPI	S	Opponent	Score	RPI	S	Opponent	Score	RPI	S	Opponent	Score		
								54	H	Belmont	62	80	111	A	UT Martin	65	74
								73	A	Cincinnati	48	69	111	H	UT Martin	58	59
												132	A	Morehead St.	84	75	
												132	H	Morehead St.	81	80	
												148	A	Tennessee Tech	72	65	
												148	N	Tennessee Tech	57	68	
												156	A	Illinois St.	49	61	
												204	A	Vanderbilt	70	99	
												213	A	Jacksonville St.	56	67	
												230	A	Western Ill.	72	77	
												238	A	SIUE	68	69	
												238	H	SIUE	77	65	
												239	A	Southeast Mo. St.	54	64	
												239	H	Southeast Mo. St.	56	54	
												240	H	Northern Ky.	52	48	
												261	A	Murray St.	72	77	
												261	H	Murray St.	59	56	
												296	A	Eastern Ill.	73	60	
												296	H	Eastern Ill.	57	67	
												302	H	Alabama A&M	75	58	
												304	H	Tennessee St.	74	47	
												327	H	Mississippi Val.	89	95	
												328	A	Evansville	52	56	
												329	H	Lipscomb	70	58	
												332	A	Eastern Ky.	80	60	
												332	H	Eastern Ky.	100	65	
LAST 12 Division I GAMES:																	
				148	N	Tennessee Tech	57	68	132	A	Morehead St.	84	75				
				261	A	Murray St.	72	77	296	H	Eastern Ill.	57	67				
				332	A	Eastern Ky.	80	60	238	H	SIUE	77	65				
				111	H	UT Martin	58	59	213	A	Jacksonville St.	56	67				
				239	H	Southeast Mo. St.	56	54	148	A	Tennessee Tech	72	65				
				261	H	Murray St.	59	56	54	H	Belmont	62	80				

Non-Div I Games: Christian Bros. 100 62 Trevecca Nazarene 90 78

Austin Peay

■ Loss,
 ■ Non-Conf, S Site,
 ■ Home
 ■ Away
 N Neutral

Average RPI Win:	160	WON-LOST	WINNING	LAST 10	STRENGTH OF	OPP. STRENGTH	TEAM	ADJ.	CONF.	ADJ CONF.
Average RPI Loss:	112	RECORD	PCT. RANK	GAMES	SCHEDULE	OF SCHEDULE	RPI	RPI	RPI	RPI
DIV. I ONLY	23- 6	30	1- 0	91	98	35	35	7	7	
DIV. I NON-CONF.	8- 3	72	0- 0	153	191	76	76	7	7	
TOTALS	RPI 1-25	RPI 26-50	W-L RECORDS	RPI 51-100	RPI 101-150	RPI 150+				
23- 6	2- 0	0- 1	OVERALL	5- 3	2- 1	14- 1				
12- 2	1- 0	0- 1	HOME	2- 1	2- 0	7- 0				
9- 4	1- 0	0- 0	AWAY	2- 2	0- 1	6- 1				
2- 0	0- 0	0- 0	NEUTRAL	1- 0	0- 0	1- 0				
8- 3	0- 0	0- 1	NON-CONFERENCE	1- 1	1- 0	6- 1				
4- 1	0- 0	0- 1	HOME	0- 0	1- 0	3- 0				
2- 2	0- 0	0- 0	AWAY	0- 1	0- 0	2- 1				
2- 0	0- 0	0- 0	NEUTRAL	1- 0	0- 0	1- 0				
15- 3	2- 0	0- 0	CONFERENCE	4- 2	1- 1	8- 0				
8- 1	1- 0	0- 0	HOME	2- 1	1- 0	4- 0				
7- 2	1- 0	0- 0	AWAY	2- 1	0- 1	4- 0				
0- 0	0- 0	0- 0	NEUTRAL	0- 0	0- 0	0- 0				

RPI 1-25				RPI 26-50				Team's RPI: 35	RPI 51-100				RPI 101+			
RPI	S	Opponent	Score	RPI	S	Opponent	Score		RPI	S	Opponent	Score	RPI	S	Opponent	Score
13	A	Gonzaga	66 64	39	H	California	52 70		51	N	TCU	61 58	104	A	Pepperdine	65 79
13	H	Gonzaga	70 68						55	A	Saint Mary's (CA)	74 73	104	H	Pepperdine	83 58
									55	H	Saint Mary's (CA)	75 78	114	H	Northern Colo.	70 50
									90	A	Pacific	77 74	163	H	UC Riverside	72 70
									90	H	Pacific	75 49	164	A	Santa Clara	54 44
									92	A	Utah	67 78	164	H	Santa Clara	69 64
									98	A	Loyola Marymount	58 61	179	A	Utah St.	62 57
									98	H	Loyola Marymount	55 44	185	H	Eastern Wash.	80 65
													188	A	Portland	70 69
													188	H	Portland	79 71
													216	N	California Baptist	76 69
													250	A	San Francisco	67 59
													250	H	San Francisco	82 59
													270	A	San Diego	65 56
													270	H	San Diego	80 68
													273	H	Colorado St.	51 42
													283	A	Southern Utah	64 67
													289	A	Utah Valley	77 51
LAST 12 Division I GAMES:																
164	H	Santa Clara	69 64	55	H	Saint Mary's (CA)	75 78									
250	H	San Francisco	82 59	104	A	Pepperdine	65 79									
270	H	San Diego	80 68	98	A	Loyola Marymount	58 61									
13	A	Gonzaga	66 64	270	A	San Diego	65 56									
188	A	Portland	70 69	188	H	Portland	79 71									
90	H	Pacific	75 49	13	H	Gonzaga	70 68									

Non-Div I Games:

BYU

Average RPI Win:	170	WON-LOST	WINNING	LAST 10	STRENGTH OF	OPP. STRENGTH	TEAM	ADJ.	CONF.	ADJ CONF.
Average RPI Loss:	98	RECORD	PCT. RANK	GAMES	SCHEDULE	OF SCHEDULE	RPI	RPI	RPI	RPI
DIV. I ONLY	7- 21	298	0- 1	45	81	200	200	8	8	
DIV. I NON-CONF.	4- 7	228	0- 0	119	38	206	206	9	9	
TOTALS	RPI 1-25	RPI 26-50	W-L RECORDS	RPI 51-100	RPI 101-150	RPI 150+				
7- 21	0- 0	0- 7	OVERALL	2- 8	2- 1	3- 5				
5- 8	0- 0	0- 3	HOME	2- 2	0- 1	3- 2				
2- 10	0- 0	0- 3	AWAY	0- 4	2- 0	0- 3				
0- 3	0- 0	0- 1	NEUTRAL	0- 2	0- 0	0- 0				
4- 7	0- 0	0- 1	NON-CONFERENCE	1- 5	1- 0	2- 1				
3- 2	0- 0	0- 0	HOME	1- 1	0- 0	2- 1				
1- 2	0- 0	0- 0	AWAY	0- 2	1- 0	0- 0				
0- 3	0- 0	0- 1	NEUTRAL	0- 2	0- 0	0- 0				
3- 14	0- 0	0- 6	CONFERENCE	1- 3	1- 1	1- 4				
2- 6	0- 0	0- 3	HOME	1- 1	0- 1	1- 1				
1- 8	0- 0	0- 3	AWAY	0- 2	1- 0	0- 3				
0- 0	0- 0	0- 0	NEUTRAL	0- 0	0- 0	0- 0				

RPI 1-25				RPI 26-50				RPI 51-100				RPI 101+				Team's RPI: 200	
RPI	S	Opponent	Score	RPI	S	Opponent	Score	RPI	S	Opponent	Score	RPI	S	Opponent	Score		
				28	A	Central Mich.	63 81	53	A	Miami (OH)	57 60	105	A	Western Ky.	86 83		
				28	H	Central Mich.	64 81	60	A	Butler	47 64	125	A	Northern Ill.	67 64		
				31	A	Ohio	62 94	68	A	Missouri St.	54 74	125	H	Northern Ill.	83 93		
				31	H	Ohio	75 90	73	H	Cincinnati	75 63	151	A	Akron	61 91		
				36	A	Buffalo	65 77	75	A	Toledo	58 65	204	H	Vanderbilt	43 60		
				36	H	Buffalo	58 97	75	H	Toledo	62 63	217	A	Eastern Mich.	53 56		
				44	N	Quinnipiac	66 69	80	N	Duke	62 79	218	H	Bowling Green	77 70		
								83	H	Kent St.	48 44	264	A	Western Mich.	54 72		
								88	H	Purdue	38 80	264	H	Western Mich.	62 65		
								97	N	Fordham	70 78	281	H	Cleveland St.	67 62		
												304	H	Tennessee St.	90 51		
LAST 12 Division I GAMES:																	
				28	A	Central Mich.	63 81	75	H	Toledo	62 63						
				44	N	Quinnipiac	66 69	217	A	Eastern Mich.	53 56						
				80	N	Duke	62 79	151	A	Akron	61 91						
				125	A	Northern Ill.	67 64	125	H	Northern Ill.	83 93						
				264	A	Western Mich.	54 72	36	H	Buffalo	58 97						
				28	H	Central Mich.	64 81	31	A	Ohio	62 94						

Non-Div I Games: Urbana 99 62

Ball St.

■ Loss,
 ■ Non-Conf,
 ■ S Site,
 ■ Home
 ■ A Away
 N Neutral

Through Games of March 9, 1919										
Average RPI Win:	93	WON-LOST	WINNING	LAST 10	STRENGTH OF	OPP. STRENGTH	TEAM	ADJ.	CONF.	ADJ CONF.
Average RPI Loss:	4	RECORD	PCT. RANK	GAMES	SCHEDULE	OF SCHEDULE	RPI	RPI	RPI	RPI
DIV. I ONLY	28- 1	1	1- 0	3	21	2	2	3	3	
DIV. I NON-CONF.	10- 1	17	0- 0	8	27	3	3	3	3	

TOTALS	RPI 1-25		RPI 26-50	W-L RECORDS	RPI 51-100	RPI 101-150		RPI 150+		
28- 1	5- 1		5- 0	OVERALL	5- 0	7- 0		6- 0		
15- 0	2- 0		2- 0	HOME	2- 0	4- 0		5- 0		
11- 1	3- 1		2- 0	AWAY	2- 0	3- 0		1- 0		
2- 0	0- 0		1- 0	NEUTRAL	1- 0	0- 0		0- 0		
10- 1	3- 1		1- 0	NON-CONFERENCE	1- 0	1- 0		4- 0		
6- 0	1- 0		0- 0	HOME	0- 0	1- 0		4- 0		
2- 1	2- 1		0- 0	AWAY	0- 0	0- 0		0- 0		
2- 0	0- 0		1- 0	NEUTRAL	1- 0	0- 0		0- 0		
18- 0	2- 0		4- 0	CONFERENCE	4- 0	6- 0		2- 0		
9- 0	1- 0		2- 0	HOME	2- 0	3- 0		1- 0		
9- 0	1- 0		2- 0	AWAY	2- 0	3- 0		1- 0		
0- 0	0- 0		0- 0	NEUTRAL	0- 0	0- 0		0- 0		

RPI	S	Opponent	Score	RPI	S	Opponent	Score	RPI	S	Opponent	Score	RPI	S	Opponent	Score
4	A	Stanford	63 68	29	A	Texas	74 68	51	A	TCU	79 55	132	H	Morehead St.	96 58
6	H	UConn	68 57	29	H	Texas	64 35	51	H	TCU	89 71	139	A	Oklahoma St.	66 58
11	A	Iowa St.	73 60	30	N	South Dakota St.	72 66	69	A	West Virginia	63 57	139	H	Oklahoma St.	76 44
11	H	Iowa St.	84 69	33	A	Kansas St.	71 48	69	H	West Virginia	79 47	144	A	Texas Tech	73 56
19	A	South Carolina	94 69	33	H	Kansas St.	65 50	71	N	Georgetown	67 46	144	H	Texas Tech	96 37
23	A	Arizona St.	65 59									147	A	Kansas	94 68
												147	H	Kansas	80 40
												152	A	Oklahoma	74 53
												152	H	Oklahoma	87 53
												160	H	Nicholls St.	100 39
												177	H	Southern U.	94 49
												209	H	Saint Francis (PA)	116 58
												226	H	UTRGV	98 37
LAST 12 Division I GAMES:															
69	A	West Virginia	63 57	33	A	Kansas St.	71 48	51	H	TCU	89 71	29	A	Texas	74 68
139	H	Oklahoma St.	76 44	51	H	TCU	89 71	29	A	Texas	74 68	144	H	Texas Tech	96 37
29	H	Texas	64 35	29	A	Texas	74 68	139	A	Oklahoma St.	66 58	152	A	Oklahoma	74 53
11	A	Iowa St.	73 60	144	H	Texas Tech	96 37	152	H	Oklahoma	87 53				
147	H	Kansas	80 40	139	A	Oklahoma St.	66 58								
152	H	Oklahoma	87 53	152	A	Oklahoma	74 53								

Non-Div I Games:

Baylor

Belmont

Through Games Of March 8, 2019

Average RPI Win:	215	WON-LOST	WINNING	LAST 10	STRENGTH OF	OPP. STRENGTH	TEAM	ADJ.	CONF.	ADJ CONF.
Average RPI Loss:	75	RECORD	PCT. RANK	GAMES	SCHEDULE	OF SCHEDULE	RPI	RPI	RPI	RPI
DIV. I ONLY	25- 6	23	1- 0	162	184	54	54	22	22	
DIV. I NON-CONF.	7- 4	108	0- 0	86	25	47	47	23	23	
TOTALS	RPI 1-25	RPI 26-50	W-L RECORDS	RPI 51-100	RPI 101-150	RPI 150+				
25- 6	0- 1	0- 1	OVERALL	2- 2	5- 2	18- 0				
11- 2	0- 0	0- 0	HOME	0- 1	2- 1	9- 0				
12- 4	0- 1	0- 1	AWAY	2- 1	2- 1	8- 0				
2- 0	0- 0	0- 0	NEUTRAL	0- 0	1- 0	1- 0				
7- 4	0- 1	0- 1	NON-CONFERENCE	2- 2	0- 0	5- 0				
3- 1	0- 0	0- 0	HOME	0- 1	0- 0	3- 0				
4- 3	0- 1	0- 1	AWAY	2- 1	0- 0	2- 0				
0- 0	0- 0	0- 0	NEUTRAL	0- 0	0- 0	0- 0				
18- 2	0- 0	0- 0	CONFERENCE	0- 0	5- 2	13- 0				
8- 1	0- 0	0- 0	HOME	0- 0	2- 1	6- 0				
8- 1	0- 0	0- 0	AWAY	0- 0	2- 1	6- 0				
2- 0	0- 0	0- 0	NEUTRAL	0- 0	1- 0	1- 0				

RPI 1-25				RPI 26-50				RPI 51-100				Team's RPI: 54	RPI 101+			
RPI	S	Opponent	Score	RPI	S	Opponent	Score	RPI	S	Opponent	Score		RPI	S	Opponent	Score
7	A	NC State	62 77	50	A	Clemson	62 65	58	A	Tennessee	76 84		111	A	UT Martin	68 71
								66	A	Middle Tenn.	45 38		111	H	UT Martin	100 86
								74	A	Wright St.	79 63		132	A	Morehead St.	77 57
								75	H	Toledo	69 78		132	H	Morehead St.	77 50
													148	A	Tennessee Tech	99 67
													148	H	Tennessee Tech	72 77
													148	N	Tennessee Tech	62 48
													161	H	Tulsa	78 53
													170	A	Chattanooga	67 51
													190	H	Arkansas St.	74 55
													213	A	Jacksonville St.	64 41
													213	H	Jacksonville St.	66 52
													238	H	SIUE	87 54
													239	A	Southeast Mo. St.	92 86
													239	H	Southeast Mo. St.	91 57
													239	N	Southeast Mo. St.	74 65
													240	A	Northern Ky.	71 53
													261	A	Murray St.	65 58
													262	A	Austin Peay	80 62
													296	H	Eastern Ill.	98 57
													304	A	Tennessee St.	89 65
													304	H	Tennessee St.	80 46
													329	H	Lipscomb	83 43
													332	A	Eastern Ky.	87 52
													332	H	Eastern Ky.	69 43
LAST 12 Division I GAMES:																
				148	N	Tennessee Tech	62 48			148	A	Tennessee Tech	99 67			
				239	N	Southeast Mo. St.	74 65			304	A	Tennessee St.	89 65			
				239	A	Southeast Mo. St.	92 86			132	A	Morehead St.	77 57			
				111	A	UT Martin	68 71			332	A	Eastern Ky.	87 52			
				238	H	SIUE	87 54			111	H	UT Martin	100 86			
				296	H	Eastern Ill.	98 57			239	H	Southeast Mo. St.	91 57			

Non-Div I Games:

Belmont

Loss, Non-Conf, S Site, H Home A Away N Neutral

Season: 2026				Through Games of March 9, 2019						
Average RPI Win:	296	WON-LOST	WINNING	LAST 10	STRENGTH OF	OPP. STRENGTH	TEAM	ADJ.	CONF.	ADJ CONF.
Average RPI Loss:	206	RECORD	PCT. RANK	GAMES	SCHEDULE	OF SCHEDULE	RPI	RPI	RPI	RPI
DIV. I ONLY		16- 10	110	1- 0	347	337	223	223	32	32
DIV. I NON-CONF.		5- 5	162	0- 0	311	188	211	211	32	32
TOTALS		RPI 1-25	RPI 26-50	W-L RECORDS	RPI 51-100	RPI 101-150	RPI 150+			
16- 10	0- 0		0- 0	OVERALL	0- 0	0- 3	16- 7			
8- 3	0- 0		0- 0	HOME	0- 0	0- 0	8- 3			
7- 7	0- 0		0- 0	AWAY	0- 0	0- 3	7- 4			
1- 0	0- 0		0- 0	NEUTRAL	0- 0	0- 0	1- 0			
5- 5		0- 0	0- 0	NON-CONFERENCE	0- 0	0- 3	5- 2			
3- 0	0- 0		0- 0	HOME	0- 0	0- 0	3- 0			
1- 5	0- 0		0- 0	AWAY	0- 0	0- 3	1- 2			
1- 0	0- 0		0- 0	NEUTRAL	0- 0	0- 0	1- 0			
11- 5		0- 0	0- 0	CONFERENCE	0- 0	0- 0	11- 5			
5- 3	0- 0		0- 0	HOME	0- 0	0- 0	5- 3			
6- 2	0- 0		0- 0	AWAY	0- 0	0- 0	6- 2			
0- 0	0- 0		0- 0	NEUTRAL	0- 0	0- 0	0- 0			

[illegible]

Non-Div I Games:	Flagler	74	59	Edward Waters	73	46
------------------	---------	----	----	---------------	----	----

Bethune-Cookman

Loss, Non-Conf, S Site, H Home A Away N Neutral

Binghamton

Through Games Of March 8, 2019

Average RPI Win:	278	WON-LOST	WINNING	LAST 10	STRENGTH OF	OPP. STRENGTH	TEAM	ADJ.	CONF.	ADJ CONF.
Average RPI Loss:	164	RECORD	PCT. RANK	GAMES	SCHEDULE	OF SCHEDULE	RPI	RPI	RPI	RPI
DIV. I ONLY	10- 18	251	0- 1	194	259	254	254	23	23	
DIV. I NON-CONF.	3- 8	267	0- 0	107	237	247	247	24	24	
TOTALS	RPI 1-25	RPI 26-50	W-L RECORDS	RPI 51-100	RPI 101-150	RPI 150+				
10- 18	0- 2	0- 1	OVERALL	0- 2	1- 4	9- 9				
6- 7	0- 0	0- 0	HOME	0- 1	1- 2	5- 4				
4- 11	0- 2	0- 1	AWAY	0- 1	0- 2	4- 5				
0- 0	0- 0	0- 0	NEUTRAL	0- 0	0- 0	0- 0				
3- 8	0- 2	0- 1	NON-CONFERENCE	0- 0	0- 1	3- 4				
3- 2	0- 0	0- 0	HOME	0- 0	0- 1	3- 1				
0- 6	0- 2	0- 1	AWAY	0- 0	0- 0	0- 3				
0- 0	0- 0	0- 0	NEUTRAL	0- 0	0- 0	0- 0				
7- 10	0- 0	0- 0	CONFERENCE	0- 2	1- 3	6- 5				
3- 5	0- 0	0- 0	HOME	0- 1	1- 1	2- 3				
4- 5	0- 0	0- 0	AWAY	0- 1	0- 2	4- 2				
0- 0	0- 0	0- 0	NEUTRAL	0- 0	0- 0	0- 0				

RPI 1-25				RPI 26-50				RPI 51-100				RPI 101+ Team's RPI: 254			
RPI	S	Opponent	Score	RPI	S	Opponent	Score	RPI	S	Opponent	Score	RPI	S	Opponent	Score
1	A	Notre Dame	53 103	31	A	Ohio	49 86	59	A	Maine	66 95	109	A	Hartford	50 63
12	A	Marquette	40 93					59	H	Maine	60 67	109	H	Hartford	73 62
												127	H	Lehigh	55 65
												137	A	Stony Brook	53 68
												137	H	Stony Brook	56 65
												171	H	Rider	57 62
												196	A	Dartmouth	39 63
												206	H	Cornell	72 61
												242	A	Albany (NY)	56 61
												242	A	Albany (NY)	56 61
												242	H	Albany (NY)	62 71
												268	A	Niagara	72 79
												275	A	Vermont	59 50
												275	H	Vermont	57 58
												278	H	Army West Point	60 47
												306	A	UMBC	58 46
												306	H	UMBC	67 45
												312	A	New Hampshire	71 62
												312	H	New Hampshire	53 54
												323	A	UMass Lowell	70 50
												323	H	UMass Lowell	58 53
												330	A	Lafayette	50 59
												344	H	Fairleigh Dickinson	73 54
LAST 12 Division I GAMES:															
242	A	Albany (NY)	56 61	312	H	New Hampshire	53 54								
59	H	Maine	60 67	137	A	Stony Brook	53 68								
109	A	Hartford	50 63	242	H	Albany (NY)	62 71								
275	A	Vermont	59 50	109	H	Hartford	73 62								
323	H	UMass Lowell	58 53	59	A	Maine	66 95								
306	A	UMBC	58 46	323	A	UMass Lowell	70 50								

Non-Div I Games: Charleston (WV) 69 62 Caldwell 73 54

Binghamton

Loss, Non-Conf, S Site, H Home A Away N Neutral

Average RPI Win:	197	WON-LOST	WINNING	LAST 10	STRENGTH OF	OPP. STRENGTH	TEAM	ADJ.	CONF.	ADJ CONF.
Average RPI Loss:	100	RECORD	PCT. RANK	GAMES	SCHEDULE	OF SCHEDULE	RPI	RPI	RPI	RPI
DIV. I ONLY	23- 4	16	1- 0	222	95	49	49	15	15	
DIV. I NON-CONF.	7- 2	58	1- 0	158	12	56	56	13	13	
TOTALS	RPI 1-25	RPI 26-50	W-L RECORDS	RPI 51-100	RPI 101-150	RPI 150+				
23- 4	0- 1	1- 0	OVERALL	3- 1	4- 0	15- 2				
12- 1	0- 1	1- 0	HOME	1- 0	2- 0	8- 0				
8- 3	0- 0	0- 0	AWAY	0- 1	2- 0	6- 2				
3- 0	0- 0	0- 0	NEUTRAL	2- 0	0- 0	1- 0				
7- 2	0- 1	0- 0	NON-CONFERENCE	2- 0	2- 0	3- 1				
3- 1	0- 1	0- 0	HOME	0- 0	1- 0	2- 0				
1- 1	0- 0	0- 0	AWAY	0- 0	1- 0	0- 1				
3- 0	0- 0	0- 0	NEUTRAL	2- 0	0- 0	1- 0				
16- 2	0- 0	1- 0	CONFERENCE	1- 1	2- 0	12- 1				
9- 0	0- 0	1- 0	HOME	1- 0	1- 0	6- 0				
7- 2	0- 0	0- 0	AWAY	0- 1	1- 0	6- 1				
0- 0	0- 0	0- 0	NEUTRAL	0- 0	0- 0	0- 0				

RPI 1-25				RPI 26-50				Team's RPI: 49		RPI 51-100				RPI 101+			
RPI	S	Opponent	Score	RPI	S	Opponent	Score		RPI	S	Opponent	Score	RPI	S	Opponent	Score	
3	H	Louisville	55 74	42	H	New Mexico	70 66		61	A	Wyoming	52 64	123	A	Fresno St.	72 60	
									61	H	Wyoming	72 64	123	H	Fresno St.	83 76	
									77	N	Idaho	91 85	134	H	CSUN	74 63	
									78	N	UNI	61 60	138	A	Washington	73 69	
													157	A	Washington St.	71 95	
													179	A	Utah St.	68 81	
													185	H	Eastern Wash.	67 55	
													198	A	UNLV	64 57	
													198	H	UNLV	53 38	
													209	N	Saint Francis (PA)	78 64	
													229	A	San Diego St.	69 66	
													229	H	San Diego St.	91 67	
													252	A	Nevada	75 74	
													252	H	Nevada	80 65	
													273	A	Colorado St.	72 63	
													273	H	Colorado St.	70 57	
													283	H	Southern Utah	88 53	
													291	A	Air Force	80 60	
													291	H	Air Force	79 48	
													293	A	San Jose St.	83 69	
													293	H	San Jose St.	99 68	
LAST 12 Division I GAMES:																	
138	A	Washington	73 69	229	H	San Diego St.	91 67		123	H	Fresno St.	83 76					
291	A	Air Force	80 60	293	A	San Jose St.	83 69		198	A	UNLV	64 57					
42	H	New Mexico	70 66	252	H	Nevada	80 65		273	H	Colorado St.	70 57					
198	H	UNLV	53 38	179	A	Utah St.	68 81										

Non-Div I Games: Southern Ore. 91 46 Northwest Chrst. 93 26

Boise St.

■ Loss,
 ■ Non-Conf, S Site,
 ■ Home
 ■ Away
 N Neutral

Average RPI Win:	200	WON-LOST	WINNING	LAST 10	STRENGTH OF	OPP. STRENGTH	TEAM	ADJ.	CONF.	ADJ CONF.
Average RPI Loss:	44	RECORD	PCT. RANK	GAMES	SCHEDULE	OF SCHEDULE	RPI	RPI	RPI	RPI
DIV. I ONLY	14- 16	190	0- 1	53	33	129	129	1	1	
DIV. I NON-CONF.	11- 2	32	0- 0	225	310	103	103	1	1	
TOTALS	RPI 1-25	RPI 26-50	W-L RECORDS	RPI 51-100	RPI 101-150	RPI 150+				
14- 16	0- 8	0- 2	OVERALL	2- 4	2- 2	10- 0				
8- 9	0- 4	0- 1	HOME	1- 2	0- 2	7- 0				
4- 6	0- 4	0- 1	AWAY	1- 1	2- 0	1- 0				
2- 1	0- 0	0- 0	NEUTRAL	0- 1	0- 0	2- 0				
11- 2	0- 0	0- 0	NON-CONFERENCE	1- 0	0- 2	10- 0				
7- 2	0- 0	0- 0	HOME	0- 0	0- 2	7- 0				
2- 0	0- 0	0- 0	AWAY	1- 0	0- 0	1- 0				
2- 0	0- 0	0- 0	NEUTRAL	0- 0	0- 0	2- 0				
3- 14	0- 8	0- 2	CONFERENCE	1- 4	2- 0	0- 0				
1- 7	0- 4	0- 1	HOME	1- 2	0- 0	0- 0				
2- 6	0- 4	0- 1	AWAY	0- 1	2- 0	0- 0				
0- 1	0- 0	0- 0	NEUTRAL	0- 1	0- 0	0- 0				

RPI 1-25				RPI 26-50				RPI 51-100				RPI 101+ Team's RPI: 129			
RPI	S	Opponent	Score	RPI	S	Opponent	Score	RPI	S	Opponent	Score	RPI	S	Opponent	Score
1	A	Notre Dame	63 92	38	A	North Carolina	78 93	62	H	Georgia Tech	76 81	106	H	Minnesota	69 77
1	H	Notre Dame	47 97	50	H	Clemson	58 91	65	H	Virginia Tech	86 95	119	H	Providence	57 61
3	A	Louisville	51 87					80	H	Duke	92 90	124	A	Pittsburgh	59 55
7	H	NC State	69 85					94	A	Virginia	77 79	146	A	Wake Forest	65 64
10	A	Syracuse	69 96					94	N	Virginia	61 77	167	H	Boston U.	78 51
10	H	Syracuse	59 76					100	A	Houston	64 57	171	N	Rider	112 61
18	A	Miami (FL)	73 76									189	H	Holy Cross	89 63
20	H	Florida St.	71 91									196	H	Dartmouth	99 68
												205	H	Campbell	76 56
												253	H	Columbia	74 60
												260	A	Rhode Island	88 64
												274	N	Loyola Maryland	73 47
												294	H	Bryant	83 46
												347	H	Saint Peter's	89 57
LAST 12 Division I GAMES:															
94	N	Virginia	61 77	1	H	Notre Dame	47 97								
171	N	Rider	112 61	10	A	Syracuse	69 96								
10	H	Syracuse	59 76	94	A	Virginia	77 79								
3	A	Louisville	51 87	65	H	Virginia Tech	86 95								
38	A	North Carolina	78 93	80	H	Duke	92 90								
50	H	Clemson	58 91	18	A	Miami (FL)	73 76								

Non-Div I Games:

Boston College

■ Loss,
 ■ Non-Conf,
 S Site,
 ■ Home
 ■ Away
 N Neutral

Average RPI Win: 237	WON-LOST	WINNING	LAST 10	STRENGTH OF	OPP. STRENGTH	TEAM	ADJ.	CONF.	ADJ CONF.
Average RPI Loss: 148	RECORD	PCT. RANK	GAMES	SCHEDULE	OF SCHEDULE	RPI	RPI	RPI	RPI
DIV. I ONLY	15- 13	151	0- 1	192	219	167	167	18	18
DIV. I NON-CONF.	4- 6	212	0- 0	223	211	234	234	21	21
TOTALS	RPI 1-25	RPI 26-50	W-L RECORDS	RPI 51-100	RPI 101-150	RPI 150+			
15- 13	0- 0	1- 1	OVERALL	0- 3	3- 3	11- 6			
8- 5	0- 0	0- 1	HOME	0- 1	2- 0	6- 3			
7- 8	0- 0	1- 0	AWAY	0- 2	1- 3	5- 3			
0- 0	0- 0	0- 0	NEUTRAL	0- 0	0- 0	0- 0			
4- 6	0- 0	0- 0	NON-CONFERENCE	0- 1	1- 3	3- 2			
4- 0	0- 0	0- 0	HOME	0- 0	1- 0	3- 0			
0- 6	0- 0	0- 0	AWAY	0- 1	0- 3	0- 2			
0- 0	0- 0	0- 0	NEUTRAL	0- 0	0- 0	0- 0			
11- 7	0- 0	1- 1	CONFERENCE	0- 2	2- 0	8- 4			
4- 5	0- 0	0- 1	HOME	0- 1	1- 0	3- 3			
7- 2	0- 0	1- 0	AWAY	0- 1	1- 0	5- 1			
0- 0	0- 0	0- 0	NEUTRAL	0- 0	0- 0	0- 0			

RPI 1-25				RPI 26-50				RPI 51-100				RPI 101+ Team's RPI: 167			
RPI	S	Opponent	Score	RPI	S	Opponent	Score	RPI	S	Opponent	Score	RPI	S	Opponent	Score
				41	A	Bucknell	70 62	75	A	American	48 50	101	A	Northeastern	51 81
				41	H	Bucknell	58 62	75	H	American	51 64	122	A	Marist	57 68
								84	A	Harvard	47 67	127	A	Lehigh	52 48
												127	H	Lehigh	58 45
												129	A	Boston College	51 78
												131	H	Delaware	72 61
												189	A	Holy Cross	69 75
												189	H	Holy Cross	61 64
												196	A	Dartmouth	44 64
												203	A	Massachusetts	55 66
												248	A	Colgate	61 53
												248	H	Colgate	72 81
												249	A	Navy	49 35
												249	H	Navy	66 55
												274	A	Loyola Maryland	64 62
												274	H	Loyola Maryland	55 59
												278	A	Army West Point	67 42
												278	H	Army West Point	63 51
												288	H	Brown	72 51
												294	H	Bryant	67 65
												312	H	New Hampshire	60 39
												330	A	Lafayette	47 44
												330	H	Lafayette	50 49
LAST 12 Division I GAMES:															
				274	H	Loyola Maryland	55 59	248	A	Colgate	61 53				
				278	A	Army West Point	67 42	127	A	Lehigh	52 48				
				330	H	Lafayette	50 49	41	H	Bucknell	58 62				
				249	H	Navy	66 55	330	A	Lafayette	47 44				
				75	A	American	48 50	249	A	Navy	49 35				
				189	H	Holy Cross	61 64	75	H	American	51 64				

Non-Div I Games:

Boston U.

Bowling Green

Through Games Of March 8, 2019

Average RPI Win:	208	WON-LOST	WINNING	LAST 10	STRENGTH OF	OPP. STRENGTH	TEAM	ADJ.	CONF.	ADJ CONF.
Average RPI Loss:	117	RECORD	PCT. RANK	GAMES	SCHEDULE	OF SCHEDULE	RPI	RPI	RPI	RPI
DIV. I ONLY	8- 19	278	0- 1	77	127	218	218	8	8	
DIV. I NON-CONF.	6- 4	125	0- 0	235	323	155	155	9	9	
TOTALS	RPI 1-25	RPI 26-50	W-L RECORDS	RPI 51-100	RPI 101-150	RPI 150+				
8- 19	0- 0	1- 4	OVERALL	1- 5	0- 3	6- 7				
6- 7	0- 0	1- 2	HOME	1- 2	0- 1	4- 2				
2- 11	0- 0	0- 2	AWAY	0- 3	0- 1	2- 5				
0- 1	0- 0	0- 0	NEUTRAL	0- 0	0- 1	0- 0				
6- 4	0- 0	0- 1	NON-CONFERENCE	0- 0	0- 1	6- 2				
4- 0	0- 0	0- 0	HOME	0- 0	0- 0	4- 0				
2- 3	0- 0	0- 1	AWAY	0- 0	0- 0	2- 2				
0- 1	0- 0	0- 0	NEUTRAL	0- 0	0- 1	0- 0				
2- 15	0- 0	1- 3	CONFERENCE	1- 5	0- 2	0- 5				
2- 7	0- 0	1- 2	HOME	1- 2	0- 1	0- 2				
0- 8	0- 0	0- 1	AWAY	0- 3	0- 1	0- 3				
0- 0	0- 0	0- 0	NEUTRAL	0- 0	0- 0	0- 0				

RPI S	Opponent	Score	RPI S	Opponent	Score	RPI S	Opponent	Score	RPI S	Opponent	Score	Team's RPI: 218
28	H Central Mich.	54 92	53	A Miami (OH)	62 75	125	A Northern Ill.	47 88				
31	H Ohio	79 82	53	H Miami (OH)	75 82	125	H Northern Ill.	52 66				
36	A Buffalo	61 75	75	A Toledo	56 76	140	N Mercer	63 76				
36	H Buffalo	78 72	75	H Toledo	65 79	151	A Akron	71 74				
40	A Michigan St.	69 99	83	A Kent St.	73 77	151	H Akron	73 83				
			83	H Kent St.	62 49	175	A Coastal Caro.	80 81				
						176	H Robert Morris	61 60				
						200	A Ball St.	70 77				
						201	H Marshall	99 76				
						202	A Xavier	49 65				
						217	A Eastern Mich.	74 81				
						246	H Loyola Chicago	88 74				
						264	H Western Mich.	82 84				
						280	A Canisius	74 53				
						311	A Valparaiso	79 72				
						333	H Detroit Mercy	79 73				
LAST 12 Division I GAMES:												
36	A Buffalo	61 75	53	H Miami (OH)	75 82							
83	H Kent St.	62 49	125	A Northern Ill.	47 88							
151	H Akron	73 83	75	A Toledo	56 76							
53	A Miami (OH)	62 75	28	H Central Mich.	54 92							
83	A Kent St.	73 77	31	H Ohio	79 82							
36	H Buffalo	78 72	217	A Eastern Mich.	74 81							

Non-Div I Games: Davis & Elkins 63 28

Bowling Green

■ Loss,
 ■ Non-Conf,
 ■ S Site,
 ■ Home
 ■ A Away
 N Neutral

Average RPI Win:	254	WON-LOST	WINNING	LAST 10	STRENGTH OF	OPP. STRENGTH	TEAM	ADJ.	CONF.	ADJ CONF.
Average RPI Loss:	107	RECORD	PCT. RANK	GAMES	SCHEDULE	OF SCHEDULE	RPI	RPI	RPI	RPI
DIV. I ONLY	19- 8	66	1- 0	324	168	155	155	13	13	
DIV. I NON-CONF.	9- 1	29	1- 0	349	226	153	153	15	15	
TOTALS	RPI 1-25	RPI 26-50	W-L RECORDS	RPI 51-100	RPI 101-150	RPI 150+				
19- 8	0- 1	0- 0	OVERALL	0- 5	2- 1	17- 1				
11- 3	0- 1	0- 0	HOME	0- 2	1- 0	10- 0				
7- 5	0- 0	0- 0	AWAY	0- 3	0- 1	7- 1				
1- 0	0- 0	0- 0	NEUTRAL	0- 0	1- 0	0- 0				
9- 1	0- 0	0- 0	NON-CONFERENCE	0- 1	1- 0	8- 0				
5- 0	0- 0	0- 0	HOME	0- 0	0- 0	5- 0				
3- 1	0- 0	0- 0	AWAY	0- 1	0- 0	3- 0				
1- 0	0- 0	0- 0	NEUTRAL	0- 0	1- 0	0- 0				
10- 7	0- 1	0- 0	CONFERENCE	0- 4	1- 1	9- 1				
6- 3	0- 1	0- 0	HOME	0- 2	1- 0	5- 0				
4- 4	0- 0	0- 0	AWAY	0- 2	0- 1	4- 1				
0- 0	0- 0	0- 0	NEUTRAL	0- 0	0- 0	0- 0				

RPI 1-25				RPI 26-50				RPI 51-100				RPI 101+ Team's RPI: 155			
RPI	S	Opponent	Score	RPI	S	Opponent	Score	RPI	S	Opponent	Score	RPI	S	Opponent	Score
17	H	Drake	63 92					68	A	Missouri St.	60 82	131	N	Delaware	59 47
								68	H	Missouri St.	56 68	150	A	Southern Ill.	55 62
								78	A	UNI	57 61	150	H	Southern Ill.	58 53
								78	H	UNI	78 81	156	A	Illinois St.	79 68
								88	A	Purdue	61 74	156	H	Illinois St.	75 65
												225	A	Indiana St.	61 45
												225	H	Indiana St.	81 80
												230	H	Western Ill.	82 68
												239	H	Southeast Mo. St.	85 79
												246	A	Loyola Chicago	69 56
												246	H	Loyola Chicago	71 59
												281	A	Cleveland St.	67 65
												296	H	Eastern Ill.	67 64
												307	A	Fla. Atlantic	80 59
												308	H	Oakland	73 64
												311	A	Valparaiso	73 76
												311	H	Valparaiso	87 76
												317	A	Omaha	80 60
												328	A	Evansville	75 68
												328	H	Evansville	81 63
												349	H	Chicago St.	89 59
LAST 12 Division I GAMES:															
307	A	Fla. Atlantic	80 59	150	A	Southern Ill.	55 62								
78	A	UNI	57 61	328	H	Evansville	81 63								
246	H	Loyola Chicago	71 59	225	H	Indiana St.	81 80								
311	H	Valparaiso	87 76	246	A	Loyola Chicago	69 56								
156	H	Illinois St.	75 65	311	A	Valparaiso	73 76								
68	A	Missouri St.	60 82	156	A	Illinois St.	79 68								

Non-Div I Games: Rockhurst 83 40

Bradley

■ Loss,
 ■ Non-Conf,
 ■ S Site,
 ■ H Home
 ■ A Away
 N Neutral

Average RPI Win: 269	WON-LOST	WINNING	LAST 10	STRENGTH OF	OPP. STRENGTH	TEAM	ADJ.	CONF.	ADJ CONF.
Average RPI Loss: 147	RECORD	PCT. RANK	GAMES	SCHEDULE	OF SCHEDULE	RPI	RPI	RPI	RPI
DIV. I ONLY	7- 20	294	0- 1	200	199	288	288	11	11
DIV. I NON-CONF.	6- 8	199	0- 1	256	311	228	228	11	11
TOTALS	RPI 1-25	RPI 26-50	W-L RECORDS	RPI 51-100	RPI 101-150	RPI 150+			
7- 20	0- 1	0- 1	OVERALL	0- 6	1- 2	6- 10			
4- 7	0- 0	0- 1	HOME	0- 2	1- 0	3- 4			
2- 13	0- 1	0- 0	AWAY	0- 4	0- 2	2- 6			
1- 0	0- 0	0- 0	NEUTRAL	0- 0	0- 0	1- 0			
6- 8	0- 1	0- 1	NON-CONFERENCE	0- 1	0- 1	6- 4			
3- 2	0- 0	0- 1	HOME	0- 0	0- 0	3- 1			
2- 6	0- 1	0- 0	AWAY	0- 1	0- 1	2- 3			
1- 0	0- 0	0- 0	NEUTRAL	0- 0	0- 0	1- 0			
1- 12	0- 0	0- 0	CONFERENCE	0- 5	1- 1	0- 6			
1- 5	0- 0	0- 0	HOME	0- 2	1- 0	0- 3			
0- 7	0- 0	0- 0	AWAY	0- 3	0- 1	0- 3			
0- 0	0- 0	0- 0	NEUTRAL	0- 0	0- 0	0- 0			

RPI 1-25				RPI 26-50				RPI 51-100				RPI 101+ Team's RPI: 288			
RPI	S	Opponent	Score	RPI	S	Opponent	Score	RPI	S	Opponent	Score	RPI	S	Opponent	Score
24	A	Rutgers	52 73	41	H	Bucknell	78 91	56	A	Penn	43 83	125	A	Northern Ill.	102 109
								57	A	Princeton	74 93	128	A	Yale	72 84
								57	H	Princeton	68 88	128	H	Yale	86 71
								59	A	Maine	96 102	167	A	Boston U.	51 72
								84	A	Harvard	55 98	189	A	Holy Cross	89 85
								84	H	Harvard	83 100	196	A	Dartmouth	43 78
												196	H	Dartmouth	61 81
												203	H	Massachusetts	61 90
												206	A	Cornell	48 66
												206	H	Cornell	53 65
												253	A	Columbia	62 93
												253	H	Columbia	81 83
												260	A	Rhode Island	67 72
												284	H	Fairfield	68 49
												294	A	Bryant	57 75
												294	N	Bryant	84 68
												312	H	New Hampshire	76 70
												325	H	Central Conn. St.	68 63
												349	A	Chicago St.	90 65
LAST 12 Division I GAMES:															
260	A	Rhode Island	67 72	253	H	Columbia	81 83								
57	H	Princeton	68 88	206	H	Cornell	53 65								
206	A	Cornell	48 66	57	A	Princeton	74 93								
253	A	Columbia	62 93	56	A	Penn	43 83								
196	A	Dartmouth	43 78	84	H	Harvard	83 100								
84	A	Harvard	55 98	196	H	Dartmouth	61 81								

Non-Div I Games: Johnson & Wales (RI78 46 Adelphi 75 62

Brown

Average RPI Win:	301	WON-LOST	WINNING	LAST 10	STRENGTH OF	OPP. STRENGTH	TEAM	ADJ.	CONF.	ADJ CONF.
Average RPI Loss:	195	RECORD	PCT. RANK	GAMES	SCHEDULE	OF SCHEDULE	RPI	RPI	RPI	RPI
DIV. I ONLY	11- 18	240	0- 1	312	326	294	294	31	31	
DIV. I NON-CONF.	2- 9	297	0- 1	249	230	307	307	31	31	
TOTALS	RPI 1-25	RPI 26-50	W-L RECORDS	RPI 51-100	RPI 101-150	RPI 150+				
11- 18	0- 0	0- 0	OVERALL	0- 2	0- 3	11- 13				
7- 5	0- 0	0- 0	HOME	0- 1	0- 0	7- 4				
4- 11	0- 0	0- 0	AWAY	0- 1	0- 2	4- 8				
0- 2	0- 0	0- 0	NEUTRAL	0- 0	0- 1	0- 1				
2- 9	0- 0	0- 0	NON-CONFERENCE	0- 2	0- 3	2- 4				
1- 2	0- 0	0- 0	HOME	0- 1	0- 0	1- 1				
1- 5	0- 0	0- 0	AWAY	0- 1	0- 2	1- 2				
0- 2	0- 0	0- 0	NEUTRAL	0- 0	0- 1	0- 1				
9- 9	0- 0	0- 0	CONFERENCE	0- 0	0- 0	9- 9				
6- 3	0- 0	0- 0	HOME	0- 0	0- 0	6- 3				
3- 6	0- 0	0- 0	AWAY	0- 0	0- 0	3- 6				
0- 0	0- 0	0- 0	NEUTRAL	0- 0	0- 0	0- 0				

RPI S	Opponent	Score	RPI S	Opponent	Score	RPI S	Opponent	Score	RPI S	Opponent	Score	Team's RPI: 294
						59	H Maine	57 74	109	A Hartford	57 67	
						69	A West Virginia	48 94	119	N Providence	64 72	
									129	A Boston College	46 83	
									167	A Boston U.	65 67	
									176	A Robert Morris	56 59	
									176	H Robert Morris	57 60	
									182	A Sacred Heart	48 49	
									182	H Sacred Heart	57 67	
									189	H Holy Cross	62 81	
									209	A Saint Francis (PA)	66 78	
									209	H Saint Francis (PA)	66 63	
									236	A St. Francis Brooklyn	77 101	
									236	H St. Francis Brooklyn	55 60	
									244	A Mt. St. Mary's	73 68	
									244	H Mt. St. Mary's	77 59	
									288	H Brown	75 57	
									288	N Brown	68 84	
									312	A New Hampshire	74 79	
									315	A Wagner	84 69	
									315	H Wagner	76 73	
									323	A UMass Lowell	58 57	
									325	A Central Conn. St.	65 66	
									325	H Central Conn. St.	72 60	
									344	A Fairleigh Dickinson	53 63	
									344	H Fairleigh Dickinson	68 48	
									350	A LIU Brooklyn	69 54	
LAST 12 Division I GAMES:												
119	N	Providence	64	72	344	H	Fairleigh Dickinson	68	48			
315	H	Wagner	76	73	182	H	Sacred Heart	57	67			
350	A	LIU Brooklyn	69	54	209	A	Saint Francis (PA)	66	78			
236	A	St. Francis Brooklyn	77	101	176	A	Robert Morris	56	59			
315	A	Wagner	84	69	325	A	Central Conn. St.	65	66			
244	H	Mt. St. Mary's	77	59	344	A	Fairleigh Dickinson	53	63			

Non-Div I Games:

Bryant

■ Loss,
■ Non-Conf,
■ S Site,
■ H Home
■ A Away
N Neutral

B
r
y
a
n
t

RPI S Opponent Score

Through Games Of March 8, 2019

RPI	S	Opponent	Score
350	H	LIU Brooklyn	69 62

B
r
y
a
n
t

Bryant

Average RPI Win:	217	WON-LOST	WINNING	LAST 10	STRENGTH OF	OPP. STRENGTH	TEAM	ADJ.	CONF.	ADJ CONF.
Average RPI Loss:	89	RECORD	PCT. RANK	GAMES	SCHEDULE	OF SCHEDULE	RPI	RPI	RPI	RPI
DIV. I ONLY	25- 5	17	1- 0	143	212	41	41	18	18	
DIV. I NON-CONF.	9- 3	62	0- 0	102	161	34	34	21	21	
TOTALS	RPI 1-25	RPI 26-50	W-L RECORDS	RPI 51-100	RPI 101-150	RPI 150+				
25- 5	0- 2	1- 0	OVERALL	2- 1	3- 0	19- 2				
12- 1	0- 0	1- 0	HOME	1- 0	2- 0	8- 1				
11- 4	0- 2	0- 0	AWAY	1- 1	1- 0	9- 1				
2- 0	0- 0	0- 0	NEUTRAL	0- 0	0- 0	2- 0				
9- 3	0- 2	1- 0	NON-CONFERENCE	0- 1	1- 0	7- 0				
4- 0	0- 0	1- 0	HOME	0- 0	1- 0	2- 0				
3- 3	0- 2	0- 0	AWAY	0- 1	0- 0	3- 0				
2- 0	0- 0	0- 0	NEUTRAL	0- 0	0- 0	2- 0				
16- 2	0- 0	0- 0	CONFERENCE	2- 0	2- 0	12- 2				
8- 1	0- 0	0- 0	HOME	1- 0	1- 0	6- 1				
8- 1	0- 0	0- 0	AWAY	1- 0	1- 0	6- 1				
0- 0	0- 0	0- 0	NEUTRAL	0- 0	0- 0	0- 0				

RPI S	Opponent	Score	RPI S	Opponent	Score	Team's RPI: 41	RPI S	Opponent	Score	RPI S	Opponent	Score
10	A Syracuse	56 70	44	H Quinnipiac	75 58		70	A Drexel	42 64	115	H Youngstown St.	73 68
11	A Iowa St.	61 86					75	A American	65 64	127	A Lehigh	73 68
							75	H American	71 56	127	H Lehigh	71 53
										167	A Boston U.	62 58
										167	H Boston U.	62 70
										171	H Rider	80 59
										189	A Holy Cross	60 61
										189	H Holy Cross	75 71
										203	N Massachusetts	77 58
										228	A Monmouth	70 32
										248	A Colgate	90 62
										248	H Colgate	76 58
										249	A Navy	77 43
										249	H Navy	90 48
										263	A St. Bonaventure	77 46
										274	A Loyola Maryland	75 57
										274	H Loyola Maryland	87 55
										278	A Army West Point	66 52
										278	H Army West Point	84 66
										284	N Fairfield	77 54
										288	A Brown	91 78
										313	H Iona	81 43
										330	A Lafayette	56 47
										330	H Lafayette	75 43

LAST 12 Division I GAMES:					
278	H Army West Point	84 66	127	A Lehigh	73 68
75	A American	65 64	330	H Lafayette	75 43
249	H Navy	90 48	167	A Boston U.	62 58
189	A Holy Cross	60 61	249	A Navy	77 43
274	H Loyola Maryland	87 55	189	H Holy Cross	75 71
248	H Colgate	76 58	274	A Loyola Maryland	75 57

Non-Div I Games:

Bucknell

■ Loss,
 ■ Non-Conf, S Site,
 ■ Home
 ■ Away
 N Neutral

Buffalo

Through Games Of March 8, 2019

Average RPI Win:	166	WON-LOST	WINNING	LAST 10	STRENGTH OF	OPP. STRENGTH	TEAM	ADJ.	CONF.	ADJ CONF.
Average RPI Loss:	72	RECORD	PCT. RANK	GAMES	SCHEDULE	OF SCHEDULE	RPI	RPI	RPI	RPI
DIV. I ONLY	20- 8	61	1- 0	51	87	36	36	8	8	
DIV. I NON-CONF.	8- 3	72	0- 0	89	108	40	40	9	9	
TOTALS	RPI 1-25	RPI 26-50	W-L RECORDS	RPI 51-100	RPI 101-150	RPI 150+				
20- 8	0- 2	2- 3	OVERALL	5- 0	1- 1	12- 2				
9- 3	0- 1	0- 2	HOME	3- 0	1- 0	5- 0				
9- 5	0- 1	1- 1	AWAY	1- 0	0- 1	7- 2				
2- 0	0- 0	1- 0	NEUTRAL	1- 0	0- 0	0- 0				
8- 3	0- 2	1- 0	NON-CONFERENCE	1- 0	0- 1	6- 0				
2- 1	0- 1	0- 0	HOME	0- 0	0- 0	2- 0				
4- 2	0- 1	0- 0	AWAY	0- 0	0- 1	4- 0				
2- 0	0- 0	1- 0	NEUTRAL	1- 0	0- 0	0- 0				
12- 5	0- 0	1- 3	CONFERENCE	4- 0	1- 0	6- 2				
7- 2	0- 0	0- 2	HOME	3- 0	1- 0	3- 0				
5- 3	0- 0	1- 1	AWAY	1- 0	0- 0	3- 2				
0- 0	0- 0	0- 0	NEUTRAL	0- 0	0- 0	0- 0				

RPI 1-25				RPI 26-50				RPI 51-100				RPI 101+			
RPI	S	Opponent	Score	RPI	S	Opponent	Score	RPI	S	Opponent	Score	RPI	S	Opponent	Score
4	H	Stanford	55 62	28	A	Central Mich.	65 76	53	A	Miami (OH)	66 59	110	A	Dayton	59 72
5	A	Oregon	82 102	28	H	Central Mich.	95 100	53	H	Miami (OH)	86 61	125	H	Northern Ill.	93 64
				30	N	South Dakota St.	61 55	71	N	Georgetown	73 64	151	A	Akron	59 70
				31	A	Ohio	73 43	75	H	Toledo	73 63	151	H	Akron	91 72
				31	H	Ohio	71 74	83	H	Kent St.	75 66	196	A	Dartmouth	75 69
												200	A	Ball St.	97 58
												200	H	Ball St.	77 65
												207	A	UMES	69 63
												217	A	Eastern Mich.	91 84
												218	A	Bowling Green	72 78
												218	H	Bowling Green	75 61
												263	H	St. Bonaventure	90 43
												264	A	Western Mich.	61 59
												268	H	Niagara	88 61
												280	A	Canisius	84 66
												325	A	Central Conn. St.	82 69
LAST 12 Division I GAMES:															
218	H	Bowling Green	75 61	83	H	Kent St.	75 66								
53	H	Miami (OH)	86 61	75	H	Toledo	73 63								
31	A	Ohio	73 43	28	A	Central Mich.	65 76								
151	A	Akron	59 70	200	A	Ball St.	97 58								
28	H	Central Mich.	95 100	125	H	Northern Ill.	93 64								
218	A	Bowling Green	72 78	151	H	Akron	91 72								

Non-Div I Games:

Buffalo

■ Loss,
 ■ Non-Conf, S Site,
 ■ Home
 ■ Away
 N Neutral

Average RPI Win:	157	WON-LOST	WINNING	LAST 10	STRENGTH OF	OPP. STRENGTH	TEAM	ADJ.	CONF.	ADJ CONF.
Average RPI Loss:	67	RECORD	PCT. RANK	GAMES	SCHEDULE	OF SCHEDULE	RPI	RPI	RPI	RPI
DIV. I ONLY	21- 8	57	1- 0	115	64	60	60	6	6	
DIV. I NON-CONF.	10- 1	17	0- 0	287	160	68	68	4	4	
TOTALS	RPI 1-25	RPI 26-50	W-L RECORDS	RPI 51-100	RPI 101-150	RPI 150+				
21- 8	1- 3	2- 1	OVERALL	4- 1	3- 3	11- 0				
12- 4	0- 2	1- 0	HOME	1- 1	2- 1	8- 0				
7- 4	1- 1	1- 1	AWAY	2- 0	1- 2	2- 0				
2- 0	0- 0	0- 0	NEUTRAL	1- 0	0- 0	1- 0				
10- 1	0- 0	0- 1	NON-CONFERENCE	1- 0	0- 0	9- 0				
7- 0	0- 0	0- 0	HOME	0- 0	0- 0	7- 0				
1- 1	0- 0	0- 1	AWAY	0- 0	0- 0	1- 0				
2- 0	0- 0	0- 0	NEUTRAL	1- 0	0- 0	1- 0				
11- 7	1- 3	2- 0	CONFERENCE	3- 1	3- 3	2- 0				
5- 4	0- 2	1- 0	HOME	1- 1	2- 1	1- 0				
6- 3	1- 1	1- 0	AWAY	2- 0	1- 2	1- 0				
0- 0	0- 0	0- 0	NEUTRAL	0- 0	0- 0	0- 0				

RPI 1-25				RPI 26-50				RPI 51-100				Team's RPI: 60	RPI 101+			
RPI	S	Opponent	Score	RPI	S	Opponent	Score	RPI	S	Opponent	Score		RPI	S	Opponent	Score
12	A	Marquette	61 57	45	A	Villanova	63 55	71	A	Georgetown	59 50		118	A	St. John's (NY)	73 68
12	H	Marquette	58 87	45	H	Villanova	62 60	71	H	Georgetown	42 72		118	H	St. John's (NY)	66 45
22	A	DePaul	62 76	46	A	Indiana	46 66	95	N	Ohio St.	66 53		119	A	Providence	68 74
22	H	DePaul	78 86					99	A	Creighton	75 43		119	H	Providence	63 66
								99	H	Creighton	66 46		126	A	Seton Hall	62 83
													126	H	Seton Hall	62 59
													151	A	Akron	63 47
													156	H	Illinois St.	58 56
													200	H	Ball St.	64 47
													202	A	Xavier	63 41
													202	H	Xavier	63 38
													217	N	Eastern Mich.	73 63
													225	H	Indiana St.	72 49
													230	H	Western Ill.	92 51
													261	H	Murray St.	86 65
													296	H	Eastern Ill.	72 37
													323	H	UMass Lowell	89 36
LAST 12 Division I GAMES:																
45	H	Villanova	62 60	202	H	Xavier	63 38									
71	H	Georgetown	42 72	126	A	Seton Hall	62 83									
22	A	DePaul	62 76	118	A	St. John's (NY)	73 68									
12	A	Marquette	61 57	12	H	Marquette	58 87									
119	H	Providence	63 66	22	H	DePaul	78 86									
99	H	Creighton	66 46	99	A	Creighton	75 43									

Non-Div I Games:

Butler

■ Loss,
 ■ Non-Conf, S Site,
 ■ Home
 ■ Away
 N Neutral

Average RPI Win: 277		WON-LOST	WINNING	LAST 10	STRENGTH OF	OPP. STRENGTH	TEAM	ADJ.	CONF.	ADJ CONF.
Average RPI Loss: 218		RECORD	PCT. RANK	GAMES	SCHEDULE	OF SCHEDULE	RPI	RPI	RPI	RPI
DIV. I ONLY		10- 16	239	0- 1	325	317	282	282	30	30
DIV. I NON-CONF.		2- 9	297	0- 0	269	258	309	309	30	30
TOTALS		RPI 1-25	RPI 26-50	W-L RECORDS	RPI 51-100	RPI 101-150	RPI 150+			
10- 16	0- 1		0- 0	OVERALL	1- 0	0- 2	9- 13			
5- 4	0- 0		0- 0	HOME	1- 0	0- 1	4- 3			
5- 12	0- 1		0- 0	AWAY	0- 0	0- 1	5- 10			
0- 0	0- 0		0- 0	NEUTRAL	0- 0	0- 0	0- 0			
2- 9	0- 1		0- 0	NON-CONFERENCE	1- 0	0- 0	1- 8			
1- 1	0- 0		0- 0	HOME	1- 0	0- 0	0- 1			
1- 8	0- 1		0- 0	AWAY	0- 0	0- 0	1- 7			
0- 0	0- 0		0- 0	NEUTRAL	0- 0	0- 0	0- 0			
8- 7	0- 0		0- 0	CONFERENCE	0- 0	0- 2	8- 5			
4- 3	0- 0		0- 0	HOME	0- 0	0- 1	4- 2			
4- 4	0- 0		0- 0	AWAY	0- 0	0- 1	4- 3			
0- 0	0- 0		0- 0	NEUTRAL	0- 0	0- 0	0- 0			

[illegible]

Non-Div I Games:	Whittier	74	46	Westcliff	91	37
------------------	----------	----	----	-----------	----	----

CSU Bakersfield

■ Loss, ■ Non-Conf, S Site, H Home A Away N Neutral

Average RPI Win:	244	WON-LOST	WINNING	LAST 10	STRENGTH OF	OPP. STRENGTH	TEAM	ADJ.	CONF.	ADJ CONF.
Average RPI Loss:	95	RECORD	PCT. RANK	GAMES	SCHEDULE	OF SCHEDULE	RPI	RPI	RPI	RPI
DIV. I ONLY	16- 13	144	0- 1	144	157	134	134	20	20	
DIV. I NON-CONF.	6- 8	199	0- 1	95	34	139	139	20	20	
TOTALS	RPI 1-25	RPI 26-50	W-L RECORDS	RPI 51-100	RPI 101-150	RPI 150+				
16- 13	0- 2	0- 2	OVERALL	0- 6	0- 0	16- 3				
10- 3	0- 0	0- 0	HOME	0- 3	0- 0	10- 0				
6- 10	0- 2	0- 2	AWAY	0- 3	0- 0	6- 3				
0- 0	0- 0	0- 0	NEUTRAL	0- 0	0- 0	0- 0				
6- 8	0- 2	0- 2	NON-CONFERENCE	0- 4	0- 0	6- 0				
4- 2	0- 0	0- 0	HOME	0- 2	0- 0	4- 0				
2- 6	0- 2	0- 2	AWAY	0- 2	0- 0	2- 0				
0- 0	0- 0	0- 0	NEUTRAL	0- 0	0- 0	0- 0				
10- 5	0- 0	0- 0	CONFERENCE	0- 2	0- 0	10- 3				
6- 1	0- 0	0- 0	HOME	0- 1	0- 0	6- 0				
4- 4	0- 0	0- 0	AWAY	0- 1	0- 0	4- 3				
0- 0	0- 0	0- 0	NEUTRAL	0- 0	0- 0	0- 0				

RPI 1-25				RPI 26-50				RPI 51-100				RPI 101+ Team's RPI: 134			
RPI	S	Opponent	Score	RPI	S	Opponent	Score	RPI	S	Opponent	Score	RPI	S	Opponent	Score
4	A	Stanford	43 69	39	A	California	42 67	52	A	Southern California	42 58	157	H	Washington St.	65 52
17	A	Drake	63 73	49	A	Boise St.	63 74	77	A	Idaho	73 88	163	A	UC Riverside	51 63
								84	H	Harvard	55 75	163	H	UC Riverside	69 56
								85	A	UC Davis	54 70	164	A	Santa Clara	53 38
								85	H	UC Davis	49 60	181	A	UC Irvine	61 65
								98	H	Loyola Marymount	53 72	181	H	UC Irvine	68 58
												215	A	Hawaii	49 29
												216	H	California Baptist	73 67
												229	H	San Diego St.	77 74
												251	A	Cal St. Fullerton	73 64
												251	H	Cal St. Fullerton	74 44
												272	A	Long Beach St.	51 37
												272	H	Long Beach St.	60 45
												293	H	San Jose St.	76 40
												295	A	UC Santa Barbara	60 61
												295	H	UC Santa Barbara	73 65
												316	A	Cal Poly	61 49
												316	H	Cal Poly	68 52
												317	A	Omaha	64 52
LAST 12 Division I GAMES:															
84	H	Harvard	55 75	316	H	Cal Poly	68 52								
181	H	UC Irvine	68 58	295	A	UC Santa Barbara	60 61								
316	A	Cal Poly	61 49	85	A	UC Davis	54 70								
163	A	UC Riverside	51 63	251	H	Cal St. Fullerton	74 44								
272	H	Long Beach St.	60 45	272	A	Long Beach St.	51 37								
251	A	Cal St. Fullerton	73 64	85	H	UC Davis	49 60								

Non-Div I Games:

CSUN

■ Loss,
 ■ Non-Conf,
 ■ S Site,
 ■ Home
 ■ A Away
 N Neutral

Average RPI Win: 269	WON-LOST	WINNING	LAST 10	STRENGTH OF	OPP. STRENGTH	TEAM	ADJ.	CONF.	ADJ CONF.
Average RPI Loss: 164	RECORD	PCT. RANK	GAMES	SCHEDULE	OF SCHEDULE	RPI	RPI	RPI	RPI
DIV. I ONLY	5- 21	324	0- 1	245	180	316	316	20	20
DIV. I NON-CONF.	2- 8	293	0- 0	260	52	297	297	20	20
TOTALS	RPI 1-25	RPI 26-50	W-L RECORDS	RPI 51-100	RPI 101-150	RPI 150+			
5- 21	0- 1	0- 1	OVERALL	0- 3	0- 4	5- 12			
4- 8	0- 0	0- 0	HOME	0- 2	0- 2	4- 4			
1- 12	0- 1	0- 1	AWAY	0- 1	0- 2	1- 7			
0- 1	0- 0	0- 0	NEUTRAL	0- 0	0- 0	0- 1			
2- 8	0- 1	0- 1	NON-CONFERENCE	0- 1	0- 2	2- 3			
1- 3	0- 0	0- 0	HOME	0- 1	0- 1	1- 1			
1- 4	0- 1	0- 1	AWAY	0- 0	0- 1	1- 1			
0- 1	0- 0	0- 0	NEUTRAL	0- 0	0- 0	0- 1			
3- 13	0- 0	0- 0	CONFERENCE	0- 2	0- 2	3- 9			
3- 5	0- 0	0- 0	HOME	0- 1	0- 1	3- 3			
0- 8	0- 0	0- 0	AWAY	0- 1	0- 1	0- 6			
0- 0	0- 0	0- 0	NEUTRAL	0- 0	0- 0	0- 0			

RPI 1-25				RPI 26-50				RPI 51-100				RPI 101+ Team's RPI: 316			
RPI	S	Opponent	Score	RPI	S	Opponent	Score	RPI	S	Opponent	Score	RPI	S	Opponent	Score
25	A	Oregon St.	54 79	32	A	UCLA	35 81	55	H	Saint Mary's (CA)	51 69	104	H	Pepperdine	63 70
								85	A	UC Davis	54 87	123	A	Fresno St.	58 76
								85	H	UC Davis	61 85	134	A	CSUN	52 68
												134	H	CSUN	49 61
												163	A	UC Riverside	66 80
												163	H	UC Riverside	68 75
												181	A	UC Irvine	57 73
												181	H	UC Irvine	59 75
												185	H	Eastern Wash.	59 55
												215	A	Hawaii	52 70
												215	H	Hawaii	54 71
												220	H	Illinois	51 74
												250	N	San Francisco	62 65
												251	A	Cal St. Fullerton	64 78
												251	H	Cal St. Fullerton	69 58
												257	A	Sacramento St.	85 88
												272	A	Long Beach St.	58 61
												272	H	Long Beach St.	66 59
												295	A	UC Santa Barbara	42 44
												295	H	UC Santa Barbara	75 67
												343	A	Seattle U	60 50
LAST 12 Division I GAMES:															
				85	A	UC Davis	54 87					134	A	CSUN	52 68
				134	H	CSUN	49 61					85	H	UC Davis	61 85
				295	A	UC Santa Barbara	42 44					272	H	Long Beach St.	66 59
				251	H	Cal St. Fullerton	69 58					215	A	Hawaii	52 70
				163	H	UC Riverside	68 75					181	A	UC Irvine	57 73
				163	A	UC Riverside	66 80					215	H	Hawaii	54 71

Non-Div I Games: Academy of Art 87 65

Cal Poly

■ Loss,
 ■ Non-Conf, S Site,
 ■ Home
 ■ Away
 N Neutral

Average RPI Win: 269		WON-LOST	WINNING	LAST 10	STRENGTH OF	OPP. STRENGTH	TEAM	ADJ.	CONF.	ADJ CONF.
Average RPI Loss: 171		RECORD	PCT. RANK	GAMES	SCHEDULE	OF SCHEDULE	RPI	RPI	RPI	RPI
DIV. I ONLY		13- 14	188	1- 0	315	253	251	251	20	20
DIV. I NON-CONF.		7- 5	132	0- 0	318	298	231	231	20	20
TOTALS		RPI 1-25	RPI 26-50	W-L RECORDS	RPI 51-100	RPI 101-150	RPI 150+			
13- 14	0- 0		0- 0	OVERALL	0- 3	0- 3	13- 8			
7- 6	0- 0		0- 0	HOME	0- 2	0- 1	7- 3			
6- 8	0- 0		0- 0	AWAY	0- 1	0- 2	6- 5			
0- 0	0- 0		0- 0	NEUTRAL	0- 0	0- 0	0- 0			
7- 5	0- 0		0- 0	NON-CONFERENCE	0- 1	0- 1	7- 3			
3- 3	0- 0		0- 0	HOME	0- 1	0- 0	3- 2			
4- 2	0- 0		0- 0	AWAY	0- 0	0- 1	4- 1			
0- 0	0- 0		0- 0	NEUTRAL	0- 0	0- 0	0- 0			
6- 9	0- 0		0- 0	CONFERENCE	0- 2	0- 2	6- 5			
4- 3	0- 0		0- 0	HOME	0- 1	0- 1	4- 1			
2- 6	0- 0		0- 0	AWAY	0- 1	0- 1	2- 4			
0- 0	0- 0		0- 0	NEUTRAL	0- 0	0- 0	0- 0			

[illegible]

Non-Div I Games:	Antelope Valley	77	65
------------------	-----------------	----	----

Cal St. Fullerton

Loss, Non-Conf, S Site, H Home A Away N Neutral

California

Through Games Of March 8, 2019

Average RPI Win:	125	WON-LOST	WINNING	LAST 10	STRENGTH OF	OPP. STRENGTH	TEAM	ADJ.	CONF.	ADJ CONF.
Average RPI Loss:	37	RECORD	PCT. RANK	GAMES	SCHEDULE	OF SCHEDULE	RPI	RPI	RPI	RPI
DIV. I ONLY	19- 12	113	1- 0	29	3	39	39	2	2	
DIV. I NON-CONF.	9- 2	43	0- 0	68	24	28	28	2	2	
TOTALS	RPI 1-25	RPI 26-50	W-L RECORDS	RPI 51-100	RPI 101-150	RPI 150+				
19- 12	2- 6	1- 2	OVERALL	5- 4	4- 0	7- 0				
9- 5	2- 3	0- 1	HOME	3- 1	2- 0	2- 0				
7- 6	0- 2	1- 1	AWAY	1- 3	2- 0	3- 0				
3- 1	0- 1	0- 0	NEUTRAL	1- 0	0- 0	2- 0				
9- 2	0- 1	1- 0	NON-CONFERENCE	3- 1	2- 0	3- 0				
3- 2	0- 1	0- 0	HOME	1- 1	1- 0	1- 0				
4- 0	0- 0	1- 0	AWAY	1- 0	1- 0	1- 0				
2- 0	0- 0	0- 0	NEUTRAL	1- 0	0- 0	1- 0				
10- 10	2- 5	0- 2	CONFERENCE	2- 3	2- 0	4- 0				
6- 3	2- 2	0- 1	HOME	2- 0	1- 0	1- 0				
3- 6	0- 2	0- 1	AWAY	0- 3	1- 0	2- 0				
1- 1	0- 1	0- 0	NEUTRAL	0- 0	0- 0	1- 0				

RPI 1-25				RPI 26-50				Team's RPI: 39	RPI 51-100				RPI 101+			
RPI	S	Opponent	Score	RPI	S	Opponent	Score		RPI	S	Opponent	Score	RPI	S	Opponent	Score
4	A	Stanford	50 75	32	A	UCLA	74 80		52	A	Southern California	76 86	134	H	CSUN	67 42
4	H	Stanford	81 80	32	H	UCLA	79 84		52	H	Southern California	66 59	138	A	Washington	71 65
4	N	Stanford	54 72	35	A	BYU	70 52		55	A	Saint Mary's (CA)	81 78	138	H	Washington	79 70
5	H	Oregon	82 105						84	H	Harvard	79 85	145	A	Penn St.	75 58
6	H	UConn	66 76						87	A	Arizona	55 60	157	A	Washington St.	80 58
23	A	Arizona St.	61 62						87	H	Arizona	82 76	157	H	Washington St.	77 63
23	H	Arizona St.	69 60						90	N	Pacific	81 69	157	N	Washington St.	77 58
25	H	Oregon St.	74 82						92	A	Utah	74 87	168	N	Tulane	65 57
									100	H	Houston	80 79	172	A	Colorado	80 60
													270	A	San Diego	70 53
													295	H	UC Santa Barbara	69 45
LAST 12 Division I GAMES:																
157	N	Washington St.	77 58	32	A	UCLA	74 80		52	A	Southern California	76 86				
4	N	Stanford	54 72	52	A	Southern California	76 86		25	H	Oregon St.	74 82				
157	A	Washington St.	80 58	5	H	Oregon	82 105		4	A	Stanford	50 75				
138	A	Washington	71 65	4	A	Stanford	50 75		4	H	Stanford	81 80				
87	H	Arizona	82 76													
23	H	Arizona St.	69 60													

Non-Div I Games:

California

■ Loss,
 ■ Non-Conf,
 ■ S Site,
 ■ Home
 ■ A Away
 N Neutral

Average RPI Win:	289	WON-LOST	WINNING	LAST 10	STRENGTH OF	OPP. STRENGTH	TEAM	ADJ.	CONF.	ADJ CONF.
Average RPI Loss:	193	RECORD	PCT. RANK	GAMES	SCHEDULE	OF SCHEDULE	RPI	RPI	RPI	RPI
DIV. I ONLY	14- 10	131	1- 0	335	324	216	216	30	30	
DIV. I NON-CONF.	3- 6	241	0- 0	208	252	238	238	30	30	
TOTALS	RPI 1-25	RPI 26-50	W-L RECORDS	RPI 51-100	RPI 101-150	RPI 150+				
14- 10	0- 0	0- 1	OVERALL	0- 0	0- 3	14- 6				
7- 3	0- 0	0- 0	HOME	0- 0	0- 1	7- 2				
7- 6	0- 0	0- 0	AWAY	0- 0	0- 2	7- 4				
0- 1	0- 0	0- 1	NEUTRAL	0- 0	0- 0	0- 0				
3- 6	0- 0	0- 1	NON-CONFERENCE	0- 0	0- 2	3- 3				
1- 2	0- 0	0- 0	HOME	0- 0	0- 1	1- 1				
2- 3	0- 0	0- 0	AWAY	0- 0	0- 1	2- 2				
0- 1	0- 0	0- 1	NEUTRAL	0- 0	0- 0	0- 0				
11- 4	0- 0	0- 0	CONFERENCE	0- 0	0- 1	11- 3				
6- 1	0- 0	0- 0	HOME	0- 0	0- 0	6- 1				
5- 3	0- 0	0- 0	AWAY	0- 0	0- 1	5- 2				
0- 0	0- 0	0- 0	NEUTRAL	0- 0	0- 0	0- 0				

RPI 1-25			RPI 26-50			RPI 51-100			RPI 101+			Team's RPI: 216			
RPI	S	Opponent	Score	RPI	S	Opponent	Score	RPI	S	Opponent	Score	RPI	S	Opponent	Score
				35	N	BYU	69 76					108	H	Idaho St.	57 72
												134	A	CSUN	67 73
												142	A	New Mexico St.	69 76
												163	H	UC Riverside	65 57
												226	A	UTRGV	56 60
												226	H	UTRGV	66 63
												229	A	San Diego St.	67 83
												234	A	UMKC	95 92
												234	H	UMKC	74 78
												237	A	Northern Ariz.	88 91
												251	H	Cal St. Fullerton	65 79
												272	A	Long Beach St.	85 83
												282	A	CSU Bakersfield	68 45
												282	H	CSU Bakersfield	67 43
												289	A	Utah Valley	92 74
												289	H	Utah Valley	83 54
												295	A	UC Santa Barbara	76 64
												334	A	Grand Canyon	71 75
												334	H	Grand Canyon	93 50
												343	A	Seattle U	86 64
												343	H	Seattle U	100 83
												349	A	Chicago St.	93 67
												349	H	Chicago St.	89 52
LAST 12 Division I GAMES:															
				226	H	UTRGV	66 63					349	A	Chicago St.	93 67
				289	A	Utah Valley	92 74					343	H	Seattle U	100 83
				343	A	Seattle U	86 64					289	H	Utah Valley	83 54
				282	H	CSU Bakersfield	67 43					334	A	Grand Canyon	71 75
				334	H	Grand Canyon	93 50					282	A	CSU Bakersfield	68 45
				234	A	UMKC	95 92					349	H	Chicago St.	89 52

Non-Div I Games: La Sierra 91 44 Notre Dame de Namur 80 47 Westcliff 133 43 Fresno Pacific 93 71
California Baptist

Average RPI Win:	295	WON-LOST	WINNING	LAST 10	STRENGTH OF	OPP. STRENGTH	TEAM	ADJ.	CONF.	ADJ CONF.
Average RPI Loss:	166	RECORD	PCT. RANK	GAMES	SCHEDULE	OF SCHEDULE	RPI	RPI	RPI	RPI
DIV. I ONLY	16- 10	110	1- 0	332	313	205	205	28	28	
DIV. I NON-CONF.	6- 3	91	1- 0	339	322	237	237	29	29	
TOTALS	RPI 1-25	RPI 26-50	W-L RECORDS	RPI 51-100	RPI 101-150	RPI 150+				
16- 10	0- 0	0- 0	OVERALL	0- 3	0- 2	16- 5				
7- 5	0- 0	0- 0	HOME	0- 2	0- 0	7- 3				
8- 5	0- 0	0- 0	AWAY	0- 1	0- 2	8- 2				
1- 0	0- 0	0- 0	NEUTRAL	0- 0	0- 0	1- 0				
6- 3	0- 0	0- 0	NON-CONFERENCE	0- 1	0- 1	6- 1				
2- 2	0- 0	0- 0	HOME	0- 1	0- 0	2- 1				
3- 1	0- 0	0- 0	AWAY	0- 0	0- 1	3- 0				
1- 0	0- 0	0- 0	NEUTRAL	0- 0	0- 0	1- 0				
10- 7	0- 0	0- 0	CONFERENCE	0- 2	0- 1	10- 4				
5- 3	0- 0	0- 0	HOME	0- 1	0- 0	5- 2				
5- 4	0- 0	0- 0	AWAY	0- 1	0- 1	5- 2				
0- 0	0- 0	0- 0	NEUTRAL	0- 0	0- 0	0- 0				

RPI S	Opponent	Score	RPI S	Opponent	Score	RPI S	Opponent	Score	RPI S	Opponent	Score	Team's RPI: 205
86	A Radford	57	61	113	A High Point	60	65	86	H Radford	52	56	
96	H Old Dominion	59	83	129	A Boston College	56	76	183	A UNC Asheville	52	60	
				183	H UNC Asheville	49	48	199	A Hampton	50	61	
				199	H Hampton	52	46	221	H Howard	64	69	
				247	A Gardner-Webb	69	63	247	H Gardner-Webb	38	52	
				279	A Norfolk St.	57	49	292	A Charleston So.	60	58	
				292	H Charleston So.	52	51	297	H Col. of Charleston	66	65	
				299	A Winthrop	76	67	299	H Winthrop	46	59	
				309	H UNC Greensboro	53	49	314	A FIU	59	54	
				317	N Omaha	65	52	331	H Presbyterian	51	46	
				339	A Longwood	66	60	341	A USC Upstate	59	49	
				341	H USC Upstate	61	41	342	A Western Caro.	63	37	
				199	A Hampton	50	61					
				183	H UNC Asheville	49	48					
				341	H USC Upstate	61	41					
				339	A Longwood	66	60					
				86	H Radford	52	56					
				113	A High Point	60	65					
				314	A FIU	59	54					
				341	A USC Upstate	59	49					
				299	A Winthrop	76	67					
				86	A Radford	57	61					
				292	H Charleston So.	52	51					
				247	A Gardner-Webb	69	63					

LAST 12 Division I GAMES:

314	A	FIU	59	54	199	A	Hampton	50	61
341	A	USC Upstate	59	49	183	H	UNC Asheville	49	48
299	A	Winthrop	76	67	341	H	USC Upstate	61	41
86	A	Radford	57	61	339	A	Longwood	66	60
292	H	Charleston So.	52	51	86	H	Radford	52	56
247	A	Gardner-Webb	69	63	113	A	High Point	60	65

Non-Div I Games: William Peace 65 36 Columbia (SC) 93 46

Campbell

Loss, Non-Conf, S Site, H Home A Away N Neutral

Cambridge				Through Games of March 9, 1919						
Average RPI Win:	278	WON-LOST	WINNING	LAST 10	STRENGTH OF	OPP. STRENGTH	TEAM	ADJ.	CONF.	ADJ CONF.
Average RPI Loss:	182	RECORD	PCT. RANK	GAMES	SCHEDULE	OF SCHEDULE	RPI	RPI	RPI	RPI
DIV. I ONLY	11- 18	240	0- 1	284	269	280	280	26	26	
DIV. I NON-CONF.	2- 9	297	0- 0	250	223	318	318	27	27	
TOTALS	RPI 1-25	RPI 26-50	W-L RECORDS	RPI 51-100	RPI 101-150	RPI 150+				
11- 18	0- 0	0- 3	OVERALL	0- 1	0- 3	11- 11				
7- 8	0- 0	0- 2	HOME	0- 1	0- 2	7- 3				
4- 10	0- 0	0- 1	AWAY	0- 0	0- 1	4- 8				
0- 0	0- 0	0- 0	NEUTRAL	0- 0	0- 0	0- 0				
2- 9	0- 0	0- 1	NON-CONFERENCE	0- 1	0- 1	2- 6				
1- 5	0- 0	0- 1	HOME	0- 1	0- 1	1- 2				
1- 4	0- 0	0- 0	AWAY	0- 0	0- 0	1- 4				
0- 0	0- 0	0- 0	NEUTRAL	0- 0	0- 0	0- 0				
9- 9	0- 0	0- 2	CONFERENCE	0- 0	0- 2	9- 5				
6- 3	0- 0	0- 1	HOME	0- 0	0- 1	6- 1				
3- 6	0- 0	0- 1	AWAY	0- 0	0- 1	3- 4				
0- 0	0- 0	0- 0	NEUTRAL	0- 0	0- 0	0- 0				

[illegible]

Non-Div I Games:

Canisius

Loss, Non-Conf, S Site, H Home A Away N Neutral

Central Ark.

Through Games Of March 8, 2019

Average RPI Win: 321	WON-LOST	WINNING	LAST 10	STRENGTH OF	OPP. STRENGTH	TEAM	ADJ.	CONF.	ADJ CONF.
Average RPI Loss: 142	RECORD	PCT. RANK	GAMES	SCHEDULE	OF SCHEDULE	RPI	RPI	RPI	RPI
DIV. I ONLY	7- 16	275	0- 1	214	286	277	277	25	25
DIV. I NON-CONF.	1- 5	311	0- 0	185	109	258	258	22	22
TOTALS	RPI 1-25	RPI 26-50	W-L RECORDS	RPI 51-100	RPI 101-150	RPI 150+			
7- 16	0- 1	0- 2	OVERALL	0- 2	0- 3	7- 8			
4- 6	0- 0	0- 0	HOME	0- 1	0- 2	4- 3			
3- 10	0- 1	0- 2	AWAY	0- 1	0- 1	3- 5			
0- 0	0- 0	0- 0	NEUTRAL	0- 0	0- 0	0- 0			
1- 5	0- 1	0- 1	NON-CONFERENCE	0- 0	0- 1	1- 2			
0- 1	0- 0	0- 0	HOME	0- 0	0- 1	0- 0			
1- 4	0- 1	0- 1	AWAY	0- 0	0- 0	1- 2			
0- 0	0- 0	0- 0	NEUTRAL	0- 0	0- 0	0- 0			
6- 11	0- 0	0- 1	CONFERENCE	0- 2	0- 2	6- 6			
4- 5	0- 0	0- 0	HOME	0- 1	0- 1	4- 3			
2- 6	0- 0	0- 1	AWAY	0- 1	0- 1	2- 3			
0- 0	0- 0	0- 0	NEUTRAL	0- 0	0- 0	0- 0			

RPI 1-25				RPI 26-50				RPI 51-100				RPI 101+ Team's RPI: 277			
RPI	S	Opponent	Score	RPI	S	Opponent	Score	RPI	S	Opponent	Score	RPI	S	Opponent	Score
16	A	Texas A&M	27 84	33	A	Kansas St.	54 70	64	A	SFA	43 79	103	H	South Alabama	50 58
				47	A	Lamar University	37 57	64	H	SFA	53 59	141	A	Abilene Christian	70 77
												141	H	Abilene Christian	65 67
												152	A	Oklahoma	52 65
												160	A	Nicholls St.	52 68
												160	H	Nicholls St.	60 64
												174	A	Sam Houston St.	62 66
												174	H	Sam Houston St.	59 71
												255	H	A&M-Corpus Christi	65 73
												258	A	Jackson St.	56 65
												287	A	New Orleans	62 60
												310	H	Incarinate Word	74 43
												317	H	McNeese	76 45
												320	H	Northwestern St.	74 52
												324	A	Southeastern La.	53 62
												324	H	Southeastern La.	75 33
												336	A	Houston Baptist	77 58
												351	A	Alcorn	57 46
LAST 12 Division I GAMES:															
174	H	Sam Houston St.	59 71	324	H	Southeastern La.	75 33								
141	H	Abilene Christian	65 67	320	H	Northwestern St.	74 52								
64	A	SFA	43 79	64	H	SFA	53 59								
160	A	Nicholls St.	52 68	141	A	Abilene Christian	70 77								
317	H	McNeese	76 45	287	A	New Orleans	62 60								
336	A	Houston Baptist	77 58	160	H	Nicholls St.	60 64								

Non-Div I Games: Central Baptist 55 34 Crowley's Ridge 91 33 Williams Baptist 70 35 Hendrix 72 40
Central Ark.

Loss, Non-Conf, S Site, H Home A Away N Neutral

GENERAL CONF. DATA				THROUGH GAMES OF MARCH 31, 1919						
Average RPI Win:	295	WON-LOST	WINNING	LAST 10	STRENGTH OF	OPP. STRENGTH	TEAM	ADJ.	CONF.	ADJ CONF.
Average RPI Loss:	210	RECORD	PCT. RANK	GAMES	SCHEDULE	OF SCHEDULE	RPI	RPI	RPI	RPI
DIV. I ONLY	7- 21	298	0- 1	297	330	325	325	31	31	
DIV. I NON-CONF.	3- 7	256	0- 0	166	224	232	232	31	31	

TOTALS	RPI 1-25		RPI 26-50	W-L RECORDS	RPI 51-100	RPI 101-150		RPI 150+		
7- 21	0- 1		0- 1	OVERALL	0- 0	0- 3		7- 16		
4- 9	0- 0		0- 1	HOME	0- 0	0- 2		4- 6		
3- 12	0- 1		0- 0	AWAY	0- 0	0- 1		3- 10		
0- 0	0- 0		0- 0	NEUTRAL	0- 0	0- 0		0- 0		
3- 7	0- 1		0- 1	NON-CONFERENCE	0- 0	0- 3		3- 2		
1- 3	0- 0		0- 1	HOME	0- 0	0- 2		1- 0		
2- 4	0- 1		0- 0	AWAY	0- 0	0- 1		2- 2		
0- 0	0- 0		0- 0	NEUTRAL	0- 0	0- 0		0- 0		
4- 14	0- 0		0- 0	CONFERENCE	0- 0	0- 0		4- 14		
3- 6	0- 0		0- 0	HOME	0- 0	0- 0		3- 6		
1- 8	0- 0		0- 0	AWAY	0- 0	0- 0		1- 8		
0- 0	0- 0		0- 0	NEUTRAL	0- 0	0- 0		0- 0		

RPI 1-25				
RPI	S	Opponent	Score	
24	A	Rutgers	44	73
RPI 26-50				
RPI	S	Opponent	Score	
36	H	Buffalo	69	82
RPI 51-100				
RPI	S	Opponent	Score	
RPI 101+ Team's RPI: 325				
RPI	S	Opponent	Score	
109	H	Hartford	52	54
127	H	Lehigh	62	88
128	A	Yale	46	58
176	A	Robert Morris	40	60
176	H	Robert Morris	57	64
182	A	Sacred Heart	61	66
182	H	Sacred Heart	46	73
203	A	Massachusetts	59	74
209	A	Saint Francis (PA)	68	83
209	H	Saint Francis (PA)	73	62
236	A	St. Francis Brooklyn	58	70
236	H	St. Francis Brooklyn	69	83
242	A	Albany (NY)	60	53
244	A	Mt. St. Mary's	53	84
244	H	Mt. St. Mary's	44	61
288	A	Brown	63	68
294	A	Bryant	60	72
294	H	Bryant	66	65
305	A	Morgan St.	60	36
312	H	New Hampshire	56	47
315	A	Wagner	62	70
315	H	Wagner	63	75
344	A	Fairleigh Dickinson	67	74
344	H	Fairleigh Dickinson	63	66
350	A	LIU Brooklyn	72	59
350	H	LIU Brooklyn	63	57
236	H	St. Francis Brooklyn	69	83
344	H	Fairleigh Dickinson	63	66
350	A	LIU Brooklyn	72	59
244	H	Mt. St. Mary's	44	61
182	H	Sacred Heart	46	73
236	A	St. Francis Brooklyn	58	70
315	A	Wagner	62	70
176	A	Robert Morris	40	60
209	A	Saint Francis (PA)	68	83
294	H	Bryant	66	65
350	H	LIU Brooklyn	63	57
294	A	Bryant	60	72

Non-Div I Games:

Central Conn. St.

Loss, Non-Conf, S Site, H Home A Away N Neutral

Central Mich.

Through Games Of March 8, 2019

Average RPI Win:	149	WON-LOST	WINNING	LAST 10	STRENGTH OF	OPP. STRENGTH	TEAM	ADJ.	CONF.	ADJ CONF.
Average RPI Loss:	60	RECORD	PCT. RANK	GAMES	SCHEDULE	OF SCHEDULE	RPI	RPI	RPI	RPI
DIV. I ONLY	23- 6	30	1- 0	62	72	28	28	8	8	
DIV. I NON-CONF.	9- 3	62	0- 0	93	6	42	42	9	9	
TOTALS	RPI 1-25	RPI 26-50	W-L RECORDS	RPI 51-100	RPI 101-150	RPI 150+				
23- 6	2- 1	4- 2	OVERALL	2- 2	3- 0	12- 1				
9- 4	1- 1	1- 2	HOME	0- 1	2- 0	5- 0				
13- 1	1- 0	3- 0	AWAY	2- 1	1- 0	6- 0				
1- 1	0- 0	0- 0	NEUTRAL	0- 0	0- 0	1- 1				
9- 3	2- 1	1- 1	NON-CONFERENCE	1- 0	1- 0	4- 1				
3- 2	1- 1	0- 1	HOME	0- 0	1- 0	1- 0				
5- 0	1- 0	1- 0	AWAY	1- 0	0- 0	2- 0				
1- 1	0- 0	0- 0	NEUTRAL	0- 0	0- 0	1- 1				
14- 3	0- 0	3- 1	CONFERENCE	1- 2	2- 0	8- 0				
6- 2	0- 0	1- 1	HOME	0- 1	1- 0	4- 0				
8- 1	0- 0	2- 0	AWAY	1- 1	1- 0	4- 0				
0- 0	0- 0	0- 0	NEUTRAL	0- 0	0- 0	0- 0				

RPI 1-25				RPI 26-50				Team's RPI: 28				RPI 51-100				RPI 101+			
RPI	S	Opponent	Score	RPI	S	Opponent	Score	RPI	S	Opponent	Score	RPI	S	Opponent	Score	RPI	S	Opponent	Score
3	H	Louisville	68 72	30	H	South Dakota St.	71 80	53	H	Miami (OH)	67 70	105	H	Western Ky.	108 90				
15	H	UCF	75 68	31	A	Ohio	88 70	75	A	Toledo	59 62	125	A	Northern Ill.	89 66				
18	A	Miami (FL)	90 80	31	H	Ohio	75 78	83	A	Kent St.	82 75	125	H	Northern Ill.	76 52				
				36	A	Buffalo	100 95	94	A	Virginia	74 61	151	H	Akron	94 71				
				36	H	Buffalo	76 65					168	N	Tulane	57 68				
				44	A	Quinnipiac	67 52					170	N	Chattanooga	73 50				
												200	A	Ball St.	81 64				
												200	H	Ball St.	81 63				
												204	A	Vanderbilt	66 57				
												217	A	Eastern Mich.	87 60				
												217	H	Eastern Mich.	71 61				
												218	A	Bowling Green	92 54				
												264	A	Western Mich.	87 53				
												264	H	Western Mich.	88 57				
												308	H	Oakland	104 61				
												313	A	Iona	82 39				
LAST 12 Division I GAMES:																			
200	H	Ball St.	81 63	264	A	Western Mich.	87 53												
264	H	Western Mich.	88 57	31	H	Ohio	75 78												
217	A	Eastern Mich.	87 60	36	H	Buffalo	76 65												
200	A	Ball St.	81 64	218	A	Bowling Green	92 54												
125	H	Northern Ill.	76 52	217	H	Eastern Mich.	71 61												
36	A	Buffalo	100 95	75	A	Toledo	59 62												

Non-Div I Games:

Central Mich.

■ Loss,
■ Non-Conf, S Site,
■ Home
■ Away
N Neutral

Charleston So.

Through Games Of March 8, 2019

Average RPI Win:	285	WON-LOST	WINNING	LAST 10	STRENGTH OF	OPP. STRENGTH	TEAM	ADJ.	CONF.	ADJ CONF.
Average RPI Loss:	196	RECORD	PCT. RANK	GAMES	SCHEDULE	OF SCHEDULE	RPI	RPI	RPI	RPI
DIV. I ONLY	8- 17	270	1- 0	273	322	292	292	28	28	
DIV. I NON-CONF.	0- 8	336	0- 0	280	307	348	348	29	29	
TOTALS	RPI 1-25	RPI 26-50	W-L RECORDS	RPI 51-100	RPI 101-150	RPI 150+				
8- 17	0- 0	0- 0	OVERALL	0- 1	0- 4	8- 12				
4- 7	0- 0	0- 0	HOME	0- 1	0- 2	4- 4				
4- 10	0- 0	0- 0	AWAY	0- 0	0- 2	4- 8				
0- 0	0- 0	0- 0	NEUTRAL	0- 0	0- 0	0- 0				
0- 8	0- 0	0- 0	NON-CONFERENCE	0- 0	0- 2	0- 6				
0- 3	0- 0	0- 0	HOME	0- 0	0- 1	0- 2				
0- 5	0- 0	0- 0	AWAY	0- 0	0- 1	0- 4				
0- 0	0- 0	0- 0	NEUTRAL	0- 0	0- 0	0- 0				
8- 9	0- 0	0- 0	CONFERENCE	0- 1	0- 2	8- 6				
4- 4	0- 0	0- 0	HOME	0- 1	0- 1	4- 2				
4- 5	0- 0	0- 0	AWAY	0- 0	0- 1	4- 4				
0- 0	0- 0	0- 0	NEUTRAL	0- 0	0- 0	0- 0				

RPI 1-25			RPI 26-50			RPI 51-100			RPI 101+			Team's RPI: 292					
RPI	S	Opponent	Score	RPI	S	Opponent	Score	RPI	S	Opponent	Score	RPI	S	Opponent	Score		
								86	H	Radford	41	67	112	A	Georgia	75	83
													113	A	High Point	64	71
													113	H	High Point	62	69
													148	H	Tennessee Tech	55	77
													154	H	Davidson	34	72
													183	A	UNC Asheville	45	62
													183	H	UNC Asheville	70	59
													199	A	Hampton	72	57
													199	H	Hampton	66	74
													205	A	Campbell	51	52
													205	H	Campbell	58	60
													214	A	Florida	60	70
													231	A	North Florida	76	82
													233	H	Jacksonville	58	68
													247	A	Gardner-Webb	65	75
													247	H	Gardner-Webb	66	58
													297	A	Col. of Charleston	52	79
													299	A	Winthrop	52	57
													299	H	Winthrop	67	57
													300	A	South Carolina St.	58	67
													331	A	Presbyterian	63	55
													339	A	Longwood	81	74
													341	A	USC Upstate	78	75
													341	H	USC Upstate	74	62
LAST 12 Division I GAMES:																	
299	H	Winthrop	67	57	341	H	USC Upstate	74	62								
183	A	UNC Asheville	45	62	183	H	UNC Asheville	70	59								
247	H	Gardner-Webb	66	58	331	A	Presbyterian	63	55								
205	A	Campbell	51	52	247	A	Gardner-Webb	65	75								
199	A	Hampton	72	57	113	A	High Point	64	71								
113	H	High Point	62	69	341	A	USC Upstate	78	75								

Non-Div I Games: Converse 101 50 Columbia (SC) 89 57 Erskine 74 50

Charleston So.

Loss, Non-Conf, S Site, H Home A Away N Neutral

Average RPI Win: 199	WON-LOST	WINNING	LAST 10	STRENGTH OF	OPP. STRENGTH	TEAM	ADJ.	CONF.	ADJ CONF.
Average RPI Loss: 130	RECORD	PCT. RANK	GAMES	SCHEDULE	OF SCHEDULE	RPI	RPI	RPI	RPI
DIV. I ONLY	17- 11	117	1- 0	95	197	107	107	14	14
DIV. I NON-CONF.	8- 4	91	1- 0	51	268	66	66	17	17
TOTALS	RPI 1-25	RPI 26-50	W-L RECORDS	RPI 51-100	RPI 101-150	RPI 150+			
17- 11	0- 0	0- 1	OVERALL	3- 3	2- 3	12- 4			
13- 2	0- 0	0- 0	HOME	2- 1	1- 1	10- 0			
3- 9	0- 0	0- 1	AWAY	1- 2	1- 2	1- 4			
1- 0	0- 0	0- 0	NEUTRAL	0- 0	0- 0	1- 0			
8- 4	0- 0	0- 0	NON-CONFERENCE	1- 2	1- 2	6- 0			
6- 1	0- 0	0- 0	HOME	1- 0	0- 1	5- 0			
1- 3	0- 0	0- 0	AWAY	0- 2	1- 1	0- 0			
1- 0	0- 0	0- 0	NEUTRAL	0- 0	0- 0	1- 0			
9- 7	0- 0	0- 1	CONFERENCE	2- 1	1- 1	6- 4			
7- 1	0- 0	0- 0	HOME	1- 1	1- 0	5- 0			
2- 6	0- 0	0- 1	AWAY	1- 0	0- 1	1- 4			
0- 0	0- 0	0- 0	NEUTRAL	0- 0	0- 0	0- 0			

RPI S	Opponent	Score	RPI S	Opponent	Score	RPI S	Opponent	Score	RPI S	Opponent	Score	Team's RPI: 107
			34	A Rice	51 61	66	H Middle Tenn.	55 62	102	H UAB	60 56	
						74	H Wright St.	88 85	105	A Western Ky.	58 76	
						94	A Virginia	61 65	127	A Lehigh	62 60	
						96	A Old Dominion	60 53	140	A Mercer	40 57	
						96	H Old Dominion	69 59	146	H Wake Forest	43 69	
						97	A Fordham	64 71	154	H Davidson	78 66	
									169	A Louisiana Tech	51 88	
									183	H UNC Asheville	70 53	
									184	A Southern Miss.	54 65	
									184	H Southern Miss.	59 46	
									187	N Liberty	63 61	
									192	A North Texas	63 68	
									194	H East Carolina	52 46	
									201	A Marshall	62 63	
									223	H Bethune-Cookman	73 69	
									259	H Wofford	85 63	
									269	H UTEP	62 39	
									303	H UTSA	66 54	
									307	H Fla. Atlantic	68 47	
									314	A FIU	62 53	
									314	H FIU	69 54	
LAST 12 Division I GAMES:												
			127	A Lehigh	62 60	66	H Middle Tenn.	55 62				
			184	H Southern Miss.	59 46	192	A North Texas	63 68				
			314	A FIU	62 53	34	A Rice	51 61				
			96	A Old Dominion	60 53	269	H UTEP	62 39				
			96	H Old Dominion	69 59	303	H UTSA	66 54				
			102	H UAB	60 56	169	A Louisiana Tech	51 88				

Non-Div I Games:

Charlotte

■ Loss,
 ■ Non-Conf,
 S Site,
 ■ Home
 ■ Away
 N Neutral

Chattanooga

Through Games Of March 8, 2019

Average RPI Win:	246	WON-LOST	WINNING	LAST 10	STRENGTH OF	OPP. STRENGTH	TEAM	ADJ.	CONF.	ADJ CONF.
Average RPI Loss:	116	RECORD	PCT. RANK	GAMES	SCHEDULE	OF SCHEDULE	RPI	RPI	RPI	RPI
DIV. I ONLY	13- 17	213	1- 1	73	236	170	170	27	27	
DIV. I NON-CONF.	4- 10	264	0- 0	2	58	88	88	25	25	
TOTALS	RPI 1-25	RPI 26-50	W-L RECORDS	RPI 51-100	RPI 101-150	RPI 150+				
13- 17	0- 3	0- 2	OVERALL	1- 3	0- 4	12- 5				
7- 6	0- 2	0- 1	HOME	0- 1	0- 2	7- 0				
3- 8	0- 1	0- 0	AWAY	0- 1	0- 2	3- 4				
3- 3	0- 0	0- 1	NEUTRAL	1- 1	0- 0	2- 1				
4- 10	0- 3	0- 2	NON-CONFERENCE	1- 3	0- 2	3- 0				
1- 5	0- 2	0- 1	HOME	0- 1	0- 1	1- 0				
1- 3	0- 1	0- 0	AWAY	0- 1	0- 1	1- 0				
2- 2	0- 0	0- 1	NEUTRAL	1- 1	0- 0	1- 0				
9- 7	0- 0	0- 0	CONFERENCE	0- 0	0- 2	9- 5				
6- 1	0- 0	0- 0	HOME	0- 0	0- 1	6- 0				
2- 5	0- 0	0- 0	AWAY	0- 0	0- 1	2- 4				
1- 1	0- 0	0- 0	NEUTRAL	0- 0	0- 0	1- 1				

RPI 1-25				RPI 26-50				RPI 51-100				RPI 101+ Team's RPI: 170			
RPI	S	Opponent	Score	RPI	S	Opponent	Score	RPI	S	Opponent	Score	RPI	S	Opponent	Score
3	H	Louisville	49 75	28	N	Central Mich.	50 73	54	H	Belmont	51 67	111	H	UT Martin	79 81
7	H	NC State	58 78	30	H	South Dakota St.	54 71	59	N	Maine	66 61	114	A	Northern Colo.	65 68
15	A	UCF	37 75					65	A	Virginia Tech	59 74	140	A	Mercer	58 65
								66	N	Middle Tenn.	47 58	140	H	Mercer	56 62
												178	N	Saint Louis	71 61
												187	H	Liberty	75 60
												191	A	Furman	54 61
												191	H	Furman	73 53
												191	N	Furman	67 73
												199	A	Hampton	58 50
												243	A	ETSU	54 64
												243	H	ETSU	76 67
												259	A	Wofford	60 64
												259	H	Wofford	89 82
												290	A	Samford	73 63
												290	H	Samford	61 56
												309	A	UNC Greensboro	49 53
												309	H	UNC Greensboro	64 54
												309	N	UNC Greensboro	72 62
												342	A	Western Caro.	65 50
												342	H	Western Caro.	72 58
LAST 12 Division I GAMES:															
309	N	UNC Greensboro	72 62	290	H	Samford	61 56								
191	N	Furman	67 73	259	A	Wofford	60 64								
59	N	Maine	66 61	191	A	Furman	54 61								
342	A	Western Caro.	65 50	243	A	ETSU	54 64								
309	A	UNC Greensboro	49 53	309	H	UNC Greensboro	64 54								
140	H	Mercer	56 62	342	H	Western Caro.	72 58								

Non-Div I Games: Lee 61 55

Chattanooga

■ Loss,
 ■ Non-Conf, S Site,
 ■ Home
 ■ Away
 N Neutral

Average RPI Win:	339	WON-LOST	WINNING	LAST 10	STRENGTH OF	OPP. STRENGTH	TEAM	ADJ.	CONF.	ADJ CONF.
Average RPI Loss:	226	RECORD	PCT. RANK	GAMES	SCHEDULE	OF SCHEDULE	RPI	RPI	RPI	RPI
DIV. I ONLY	2- 26	348	0- 1	305	335	349	349	30	30	
DIV. I NON-CONF.	0- 13	336	0- 0	248	317	346	346	30	30	
TOTALS	RPI 1-25	RPI 26-50	W-L RECORDS	RPI 51-100	RPI 101-150	RPI 150+				
2- 26	0- 0	0- 0	OVERALL	0- 0	0- 6	2- 20				
2- 11	0- 0	0- 0	HOME	0- 0	0- 2	2- 9				
0- 14	0- 0	0- 0	AWAY	0- 0	0- 4	0- 10				
0- 1	0- 0	0- 0	NEUTRAL	0- 0	0- 0	0- 1				
0- 13	0- 0	0- 0	NON-CONFERENCE	0- 0	0- 4	0- 9				
0- 5	0- 0	0- 0	HOME	0- 0	0- 1	0- 4				
0- 7	0- 0	0- 0	AWAY	0- 0	0- 3	0- 4				
0- 1	0- 0	0- 0	NEUTRAL	0- 0	0- 0	0- 1				
2- 13	0- 0	0- 0	CONFERENCE	0- 0	0- 2	2- 11				
2- 6	0- 0	0- 0	HOME	0- 0	0- 1	2- 5				
0- 7	0- 0	0- 0	AWAY	0- 0	0- 1	0- 6				
0- 0	0- 0	0- 0	NEUTRAL	0- 0	0- 0	0- 0				

RPI 1-25			RPI 26-50			RPI 51-100			RPI 101+ Team's RPI: 349		
RPI	S	Opponent	Score	RPI	S	Opponent	Score	RPI	S	Opponent	Score
								102	H	UAB	45 90
								116	A	Northwestern	35 97
								125	A	Northern Ill.	52 114
								132	A	Morehead St.	68 104
								142	A	New Mexico St.	54 77
								142	H	New Mexico St.	66 87
								155	A	Bradley	59 89
								180	A	Wisconsin	38 85
								202	A	Xavier	57 91
								216	A	California Baptist	52 89
								216	H	California Baptist	67 93
								226	A	UTRGV	38 84
								226	H	UTRGV	55 71
								234	H	UMKC	58 111
								236	N	St. Francis Brooklyn	73 110
								238	H	SIUE	66 82
								246	A	Loyola Chicago	40 76
								282	A	CSU Bakersfield	47 80
								282	H	CSU Bakersfield	56 67
								288	H	Brown	65 90
								289	A	Utah Valley	61 76
								289	H	Utah Valley	65 70
								311	H	Valparaiso	70 76
								328	H	Evansville	58 67
								334	A	Grand Canyon	49 84
								334	H	Grand Canyon	50 48
LAST 12 Division I GAMES:											
								142	A	New Mexico St.	54 77
								226	A	UTRGV	38 84
								343	H	Seattle U	64 61
								289	H	Utah Valley	65 70
								334	A	Grand Canyon	49 84
								282	A	CSU Bakersfield	47 80
								216	H	California Baptist	67 93
								142	H	New Mexico St.	66 87
								226	H	UTRGV	55 71
								289	A	Utah Valley	61 76
								343	A	Seattle U	54 90
								282	H	CSU Bakersfield	56 67

Non-Div I Games:

Chicago St.

■ Loss,
 ■ Non-Conf,
 ■ S Site,
 ■ Home
 ■ A Away
 N Neutral

RPI	S	Opponent	Score	
343	A	Seattle U	54	90
343	H	Seattle U	64	61

Chicago St.

C
h
i
c
a
g
o
s
t
.

C
h
i
c
a
g
o
s
t
.

Average RPI Win:	189	WON-LOST	WINNING	LAST 10	STRENGTH OF	OPP. STRENGTH	TEAM	ADJ.	CONF.	ADJ CONF.
Average RPI Loss:	85	RECORD	PCT. RANK	GAMES	SCHEDULE	OF SCHEDULE	RPI	RPI	RPI	RPI
DIV. I ONLY	20- 9	71	1- 0	126	88	73	73	9	9	
DIV. I NON-CONF.	8- 5	119	0- 0	206	142	148	148	8	8	
TOTALS	RPI 1-25	RPI 26-50	W-L RECORDS	RPI 51-100	RPI 101-150	RPI 150+				
20- 9	0- 3	0- 0	OVERALL	2- 3	3- 1	15- 2				
14- 2	0- 1	0- 0	HOME	2- 1	2- 0	10- 0				
6- 7	0- 2	0- 0	AWAY	0- 2	1- 1	5- 2				
0- 0	0- 0	0- 0	NEUTRAL	0- 0	0- 0	0- 0				
8- 5	0- 0	0- 0	NON-CONFERENCE	1- 3	1- 1	6- 1				
7- 1	0- 0	0- 0	HOME	1- 1	1- 0	5- 0				
1- 4	0- 0	0- 0	AWAY	0- 2	0- 1	1- 1				
0- 0	0- 0	0- 0	NEUTRAL	0- 0	0- 0	0- 0				
12- 4	0- 3	0- 0	CONFERENCE	1- 0	2- 0	9- 1				
7- 1	0- 1	0- 0	HOME	1- 0	1- 0	5- 0				
5- 3	0- 2	0- 0	AWAY	0- 0	1- 0	4- 1				
0- 0	0- 0	0- 0	NEUTRAL	0- 0	0- 0	0- 0				

RPI 1-25				RPI 26-50				RPI 51-100 Team's RPI: 73				RPI 101+			
RPI	S	Opponent	Score	RPI	S	Opponent	Score	RPI	S	Opponent	Score	RPI	S	Opponent	Score
6	A	UConn	38 82					53	A	Miami (OH)	65 78	121	A	South Fla.	57 56
6	H	UConn	55 65					93	H	VCU	66 54	121	H	South Fla.	57 43
15	A	UCF	55 56					95	A	Ohio St.	56 69	124	A	Pittsburgh	48 65
								96	H	Old Dominion	72 76	128	H	Yale	66 52
								100	H	Houston	68 57	161	A	Tulsa	70 50
												161	H	Tulsa	74 47
												166	A	Temple	70 78
												166	H	Temple	72 52
												168	A	Tulane	80 65
												178	A	Saint Louis	51 50
												194	A	East Carolina	68 57
												200	A	Ball St.	63 75
												202	H	Xavier	79 61
												221	H	Howard	85 51
												224	A	Memphis	89 69
												224	H	Memphis	80 56
												227	H	SMU	69 57
												243	H	ETSU	77 64
												256	H	Wichita St.	82 54
												262	H	Austin Peay	69 48
												329	H	Lipscomb	71 55
LAST 12 Division I GAMES:															
168	A	Tulane	80 65	256	H	Wichita St.	82 54								
121	H	South Fla.	57 43	6	H	UConn	55 65								
194	A	East Carolina	68 57	121	A	South Fla.	57 56								
161	H	Tulsa	74 47	224	H	Memphis	80 56								
166	A	Temple	70 78	100	H	Houston	68 57								
224	A	Memphis	89 69	161	A	Tulsa	70 50								

Non-Div I Games:

Cincinnati

■ Loss,
 ■ Non-Conf,
 ■ S Site,
 ■ H Home
 ■ A Away
 N Neutral

Clemson

Through Games Of March 8, 2019

Average RPI Win:	131	WON-LOST	WINNING	LAST 10	STRENGTH OF	OPP. STRENGTH	TEAM	ADJ.	CONF.	ADJ CONF.
Average RPI Loss:	49	RECORD	PCT. RANK	GAMES	SCHEDULE	OF SCHEDULE	RPI	RPI	RPI	RPI
DIV. I ONLY	19- 12	113	1- 0	27	16	50	50	1	1	
DIV. I NON-CONF.	9- 4	85	0- 0	176	111	118	118	1	1	
TOTALS	RPI 1-25	RPI 26-50	W-L RECORDS	RPI 51-100	RPI 101-150	RPI 150+				
19- 12	3- 6	0- 1	OVERALL	5- 3	5- 0	6- 2				
12- 5	1- 3	0- 1	HOME	4- 0	2- 0	5- 1				
5- 5	2- 2	0- 0	AWAY	0- 2	3- 0	0- 1				
2- 2	0- 1	0- 0	NEUTRAL	1- 1	0- 0	1- 0				
9- 4	0- 1	0- 0	NON-CONFERENCE	1- 1	2- 0	6- 2				
8- 1	0- 0	0- 0	HOME	1- 0	2- 0	5- 1				
0- 2	0- 1	0- 0	AWAY	0- 0	0- 0	0- 1				
1- 1	0- 0	0- 0	NEUTRAL	0- 1	0- 0	1- 0				
10- 8	3- 5	0- 1	CONFERENCE	4- 2	3- 0	0- 0				
4- 4	1- 3	0- 1	HOME	3- 0	0- 0	0- 0				
5- 3	2- 1	0- 0	AWAY	0- 2	3- 0	0- 0				
1- 1	0- 1	0- 0	NEUTRAL	1- 0	0- 0	0- 0				

RPI	S	Opponent	Score	RPI	S	Opponent	Score	Team's RPI: 50	RPI	S	Opponent	Score	RPI	S	Opponent	Score
1	H	Notre Dame	63 101	38	H	North Carolina	64 70		54	H	Belmont	65 62	113	H	High Point	83 64
3	H	Louisville	44 76						58	N	Tennessee	66 78	124	A	Pittsburgh	65 59
3	N	Louisville	67 75						62	A	Georgia Tech	53 75	129	A	Boston College	91 58
7	A	NC State	51 54						62	H	Georgia Tech	71 61	146	A	Wake Forest	69 53
10	H	Syracuse	75 84						65	H	Virginia Tech	73 66	149	H	Appalachian St.	87 48
18	A	Miami (FL)	76 67						65	N	Virginia Tech	80 79	152	N	Oklahoma	74 62
19	A	South Carolina	57 69						80	A	Duke	59 63	154	H	Davidson	80 90
20	A	Florida St.	57 45						94	H	Virginia	71 65	158	A	Alabama	56 76
20	H	Florida St.	73 68										201	H	Marshall	68 54
													220	H	Illinois	69 67
													259	H	Wofford	85 77
													260	H	Rhode Island	80 67
													329	H	Lipscomb	68 26
LAST 12 Division I GAMES:																
65	N	Virginia Tech	80 79	129	A	Boston College	91 58									
3	N	Louisville	67 75	20	H	Florida St.	73 68									
152	N	Oklahoma	74 62	38	H	North Carolina	64 70									
80	A	Duke	59 63	146	A	Wake Forest	69 53									
65	H	Virginia Tech	73 66	3	H	Louisville	44 76									
62	A	Georgia Tech	53 75	1	H	Notre Dame	63 101									

Non-Div I Games:

Clemson

■ Loss,
 ■ Non-Conf,
 S Site,
 ■ Home
 ■ Away
 N Neutral

Cleveland St.

Through Games Of March 8, 2019

Average RPI Win:	295	WON-LOST	WINNING	LAST 10	STRENGTH OF	OPP. STRENGTH	TEAM	ADJ.	CONF.	ADJ CONF.
Average RPI Loss:	140	RECORD	PCT. RANK	GAMES	SCHEDULE	OF SCHEDULE	RPI	RPI	RPI	RPI
DIV. I ONLY	8- 20	281	0- 1	209	229	281	281	21	21	
DIV. I NON-CONF.	1- 8	322	0- 0	140	218	305	305	18	18	
TOTALS	RPI 1-25	RPI 26-50	W-L RECORDS	RPI 51-100	RPI 101-150	RPI 150+				
8- 20	0- 0	0- 1	OVERALL	0- 6	0- 4	8- 9				
5- 7	0- 0	0- 0	HOME	0- 3	0- 2	5- 2				
3- 12	0- 0	0- 1	AWAY	0- 3	0- 2	3- 6				
0- 1	0- 0	0- 0	NEUTRAL	0- 0	0- 0	0- 1				
1- 8	0- 0	0- 1	NON-CONFERENCE	0- 1	0- 0	1- 6				
1- 2	0- 0	0- 0	HOME	0- 1	0- 0	1- 1				
0- 5	0- 0	0- 1	AWAY	0- 0	0- 0	0- 4				
0- 1	0- 0	0- 0	NEUTRAL	0- 0	0- 0	0- 1				
7- 12	0- 0	0- 0	CONFERENCE	0- 5	0- 4	7- 3				
4- 5	0- 0	0- 0	HOME	0- 2	0- 2	4- 1				
3- 7	0- 0	0- 0	AWAY	0- 3	0- 2	3- 2				
0- 0	0- 0	0- 0	NEUTRAL	0- 0	0- 0	0- 0				

RPI S	Opponent	Score	RPI S	Opponent	Score	RPI S	Opponent	Score	RPI S	Opponent	Score	Team's RPI: 281
31	A Ohio	54 72	72	A Green Bay	53 62	115	A Youngstown St.	55 73				
			72	A Green Bay	30 73	115	H Youngstown St.	61 74				
			72	H Green Bay	63 76	130	A IUPUI	36 64				
			74	A Wright St.	52 78	130	H IUPUI	50 75				
			74	H Wright St.	65 70	155	H Bradley	65 67				
			75	H Toledo	60 65	156	H Illinois St.	67 63				
						168	N Tulane	72 81				
						193	A Milwaukee	53 59				
						193	H Milwaukee	60 78				
						200	A Ball St.	62 67				
						201	A Marshall	64 86				
						217	A Eastern Mich.	63 69				
						240	A Northern Ky.	55 74				
						240	H Northern Ky.	76 47				
						270	A San Diego	82 83				
						308	A Oakland	64 62				
						308	H Oakland	98 90				
						333	A Detroit Mercy	67 49				
						333	H Detroit Mercy	67 51				
						340	A UIC	74 48				
						340	H UIC	71 53				
LAST 12 Division I GAMES:												
72	A Green Bay	30 73	130	A IUPUI	36 64							
115	H Youngstown St.	61 74	340	A UIC	74 48							
240	A Northern Ky.	55 74	308	H Oakland	98 90							
74	A Wright St.	52 78	333	H Detroit Mercy	67 51							
72	H Green Bay	63 76	115	A Youngstown St.	55 73							
193	H Milwaukee	60 78	74	H Wright St.	65 70							

Non-Div I Games: Lake Erie 79 49 Salem (WV) 113 81

Cleveland St.

Loss, Non-Conf, S Site, H Home A Away N Neutral

Coastal Caro.

Through Games Of March 8, 2019

Average RPI Win:	249	WON-LOST	WINNING	LAST 10	STRENGTH OF	OPP. STRENGTH	TEAM	ADJ.	CONF.	ADJ CONF.
Average RPI Loss:	115	RECORD	PCT. RANK	GAMES	SCHEDULE	OF SCHEDULE	RPI	RPI	RPI	RPI
DIV. I ONLY	14- 12	150	0- 1	205	203	175	175	12	12	
DIV. I NON-CONF.	6- 3	91	0- 0	288	295	172	172	14	14	
TOTALS	RPI 1-25	RPI 26-50	W-L RECORDS	RPI 51-100	RPI 101-150	RPI 150+				
14- 12	0- 0	0- 2	OVERALL	0- 4	2- 3	12- 3				
8- 5	0- 0	0- 0	HOME	0- 3	1- 1	7- 1				
6- 5	0- 0	0- 0	AWAY	0- 1	1- 2	5- 2				
0- 2	0- 0	0- 2	NEUTRAL	0- 0	0- 0	0- 0				
6- 3	0- 0	0- 2	NON-CONFERENCE	0- 0	0- 0	6- 1				
4- 0	0- 0	0- 0	HOME	0- 0	0- 0	4- 0				
2- 1	0- 0	0- 0	AWAY	0- 0	0- 0	2- 1				
0- 2	0- 0	0- 2	NEUTRAL	0- 0	0- 0	0- 0				
8- 9	0- 0	0- 0	CONFERENCE	0- 4	2- 3	6- 2				
4- 5	0- 0	0- 0	HOME	0- 3	1- 1	3- 1				
4- 4	0- 0	0- 0	AWAY	0- 1	1- 2	3- 1				
0- 0	0- 0	0- 0	NEUTRAL	0- 0	0- 0	0- 0				

RPI S	Opponent	Score	RPI S	Opponent	Score	RPI S	Opponent	Score	RPI S	Opponent	Score	Team's RPI: 175
34	N Rice	52 56	67	H Little Rock	47 60	103	A South Alabama	50 67				
48	N Auburn	78 84	79	A UT Arlington	53 79	103	H South Alabama	78 88				
			79	H UT Arlington	64 67	135	A Georgia St.	67 62				
			89	H Troy	81 82	149	A Appalachian St.	53 67				
						149	H Appalachian St.	74 66				
						162	A Texas St.	58 73				
						162	H Texas St.	77 70				
						163	A UC Riverside	43 62				
						190	H Arkansas St.	88 72				
						218	H Bowling Green	81 80				
						224	H Memphis	90 71				
						265	A Louisiana	76 58				
						265	H Louisiana	67 62				
						285	A Ga. Southern	76 73				
						300	H South Carolina St.	57 44				
						301	A La.-Monroe	79 54				
						301	H La.-Monroe	57 60				
						309	A UNC Greensboro	78 71				
						335	A N.C. Central	89 66				
						342	H Western Caro.	77 59				
LAST 12 Division I GAMES:												
103	A South Alabama	50 67	162	H Texas St.	77 70							
301	H La.-Monroe	57 60	79	H UT Arlington	64 67							
265	H Louisiana	67 62	265	A Louisiana	76 58							
135	A Georgia St.	67 62	301	A La.-Monroe	79 54							
285	A Ga. Southern	76 73	190	H Arkansas St.	88 72							
149	H Appalachian St.	74 66	67	H Little Rock	47 60							

Non-Div I Games: N.C. Wesleyan 126 65 Meredith 128 39

Coastal Caro.

Loss, Non-Conf, S Site, H Home A Away N Neutral

Average RPI Win:	247	WON-LOST	WINNING	LAST 10	STRENGTH OF	OPP. STRENGTH	TEAM	ADJ.	CONF.	ADJ CONF.
Average RPI Loss:	158	RECORD	PCT. RANK	GAMES	SCHEDULE	OF SCHEDULE	RPI	RPI	RPI	RPI
DIV. I ONLY	6- 22	313	0- 1	173	221	297	297	10	10	
DIV. I NON-CONF.	3- 7	256	0- 0	298	351	328	328	10	10	
TOTALS	RPI 1-25	RPI 26-50	W-L RECORDS	RPI 51-100	RPI 101-150	RPI 150+				
6- 22	0- 0	0- 2	OVERALL	0- 2	0- 9	6- 9				
4- 10	0- 0	0- 1	HOME	0- 1	0- 4	4- 4				
2- 12	0- 0	0- 1	AWAY	0- 1	0- 5	2- 5				
0- 0	0- 0	0- 0	NEUTRAL	0- 0	0- 0	0- 0				
3- 7	0- 0	0- 0	NON-CONFERENCE	0- 0	0- 1	3- 6				
2- 3	0- 0	0- 0	HOME	0- 0	0- 0	2- 3				
1- 4	0- 0	0- 0	AWAY	0- 0	0- 1	1- 3				
0- 0	0- 0	0- 0	NEUTRAL	0- 0	0- 0	0- 0				
3- 15	0- 0	0- 2	CONFERENCE	0- 2	0- 8	3- 3				
2- 7	0- 0	0- 1	HOME	0- 1	0- 4	2- 1				
1- 8	0- 0	0- 1	AWAY	0- 1	0- 4	1- 2				
0- 0	0- 0	0- 0	NEUTRAL	0- 0	0- 0	0- 0				

RPI S	Opponent	Score	RPI S	Opponent	Score	RPI S	Opponent	Score	RPI S	Opponent	Score	Team's RPI: 297
26	A James Madison	35 76	26	H James Madison	50 91	70	A Drexel	53 76	101	A Northeastern	69 81	
									101	H Northeastern	56 87	
									117	A UNCW	49 71	
									117	H UNCW	62 66	
									120	A Towson	61 87	
									120	H Towson	61 77	
									131	A Delaware	50 74	
									131	H Delaware	60 72	
									149	A Appalachian St.	66 80	
									159	A William & Mary	66 54	
									159	H William & Mary	79 77	
									191	H Furman	67 70	
									205	A Campbell	65 66	
									219	A Elon	68 76	
									219	H Elon	52 72	
									222	A George Mason	52 66	
									245	A Hofstra	49 68	
									245	H Hofstra	70 62	
									259	A Wofford	58 78	
									292	H Charleston So.	79 52	
									299	H Winthrop	64 71	
									300	H South Carolina St.	75 51	
									329	A Lipscomb	65 63	
									331	H Presbyterian	65 71	
LAST 12 Division I GAMES:												
117	H UNCW	62 66	26	A James Madison	35 76							
101	A Northeastern	69 81	219	H Elon	52 72							
245	A Hofstra	49 68	159	H William & Mary	79 77							
70	H Drexel	42 65	245	H Hofstra	70 62							
131	H Delaware	60 72	101	H Northeastern	56 87							
120	A Towson	61 87	131	A Delaware	50 74							

Non-Div I Games: North Greenville 95 62

Col. of Charleston

■ Loss,
 ■ Non-Conf, S Site,
 ■ Home
 ■ Away
 N Neutral

Average RPI Win: 277	WON-LOST	WINNING	LAST 10	STRENGTH OF	OPP. STRENGTH	TEAM	ADJ.	CONF.	ADJ CONF.
Average RPI Loss: 167	RECORD	PCT. RANK	GAMES	SCHEDULE	OF SCHEDULE	RPI	RPI	RPI	RPI
DIV. I ONLY	12- 16	218	1- 0	278	263	248	248	18	18
DIV. I NON-CONF.	4- 6	212	0- 0	329	340	300	300	21	21
TOTALS	RPI 1-25	RPI 26-50	W-L RECORDS	RPI 51-100	RPI 101-150	RPI 150+			
12- 16	0- 0	0- 2	OVERALL	0- 2	0- 4	12- 8			
6- 7	0- 0	0- 1	HOME	0- 1	0- 1	6- 4			
6- 9	0- 0	0- 1	AWAY	0- 1	0- 3	6- 4			
0- 0	0- 0	0- 0	NEUTRAL	0- 0	0- 0	0- 0			
4- 6	0- 0	0- 0	NON-CONFERENCE	0- 0	0- 2	4- 4			
3- 1	0- 0	0- 0	HOME	0- 0	0- 0	3- 1			
1- 5	0- 0	0- 0	AWAY	0- 0	0- 2	1- 3			
0- 0	0- 0	0- 0	NEUTRAL	0- 0	0- 0	0- 0			
8- 10	0- 0	0- 2	CONFERENCE	0- 2	0- 2	8- 4			
3- 6	0- 0	0- 1	HOME	0- 1	0- 1	3- 3			
5- 4	0- 0	0- 1	AWAY	0- 1	0- 1	5- 1			
0- 0	0- 0	0- 0	NEUTRAL	0- 0	0- 0	0- 0			

RPI S	Opponent	Score	RPI S	Opponent	Score	RPI S	Opponent	Score	RPI S	Opponent	Score	Team's RPI: 248
			41 Bucknell	58 76		75 American	57 76		110 Dayton	58 67		
			41 Bucknell	62 90		75 American	66 71		127 Lehigh	58 86		
									127 Lehigh	63 75		
									128 Yale	61 80		
									167 Boston U.	81 72		
									167 Boston U.	53 61		
									189 Holy Cross	70 67		
									189 Holy Cross	67 80		
									222 George Mason	61 64		
									249 Navy	52 67		
									249 Navy	49 62		
									253 Columbia	84 71		
									268 Niagara	69 74		
									274 Loyola Maryland	58 47		
									274 Loyola Maryland	73 64		
									276 Siena	53 55		
									278 Army West Point	70 58		
									278 Army West Point	85 80		
									280 Canisius	67 53		
									322 NJIT	53 71		
									323 UMass Lowell	61 52		
									330 Lafayette	77 67		
									330 Lafayette	60 49		
									344 Fairleigh Dickinson	71 52		
LAST 12 Division I GAMES:												
			330 Lafayette	77 67		167 Boston U.	53 61					
			189 Holy Cross	67 80		249 Navy	52 67					
			278 Army West Point	85 80		75 American	66 71					
			274 Loyola Maryland	58 47		278 Army West Point	70 58					
			127 Lehigh	63 75		274 Loyola Maryland	73 64					
			41 Bucknell	58 76		127 Lehigh	58 86					

Non-Div I Games:

Colgate

Loss, Non-Conf, S Site, Home Away N Neutral

Average RPI Win:	182	WON-LOST	WINNING	LAST 10	STRENGTH OF	OPP. STRENGTH	TEAM	ADJ.	CONF.	ADJ CONF.
Average RPI Loss:	59	RECORD	PCT. RANK	GAMES	SCHEDULE	OF SCHEDULE	RPI	RPI	RPI	RPI
DIV. I ONLY	12- 18	226	0- 1	85	23	172	172	2	2	
DIV. I NON-CONF.	10- 1	17	0- 0	212	148	41	41	2	2	
TOTALS	RPI 1-25	RPI 26-50	W-L RECORDS	RPI 51-100	RPI 101-150	RPI 150+				
12- 18	0- 7	1- 3	OVERALL	1- 5	2- 2	8- 1				
10- 7	0- 2	1- 2	HOME	1- 2	2- 1	6- 0				
1- 10	0- 4	0- 1	AWAY	0- 3	0- 1	1- 1				
1- 1	0- 1	0- 0	NEUTRAL	0- 0	0- 0	1- 0				
10- 1	0- 1	1- 0	NON-CONFERENCE	0- 0	2- 0	7- 0				
8- 0	0- 0	1- 0	HOME	0- 0	2- 0	5- 0				
1- 1	0- 1	0- 0	AWAY	0- 0	0- 0	1- 0				
1- 0	0- 0	0- 0	NEUTRAL	0- 0	0- 0	1- 0				
2- 17	0- 6	0- 3	CONFERENCE	1- 5	0- 2	1- 1				
2- 7	0- 2	0- 2	HOME	1- 2	0- 1	1- 0				
0- 9	0- 3	0- 1	AWAY	0- 3	0- 1	0- 1				
0- 1	0- 1	0- 0	NEUTRAL	0- 0	0- 0	0- 0				

RPI	S	Opponent	Score	RPI	S	Opponent	Score	RPI	S	Opponent	Score	RPI	S	Opponent	Score	Team's RPI: 172
4	H	Stanford	69 80	32	A	UCLA	50 84	52	A	Southern California	77 84	104	H	Pepperdine	80 65	
5	A	Oregon	43 102	32	H	UCLA	60 64	52	H	Southern California	81 76	114	H	Northern Colo.	77 69	
18	A	Miami (FL)	58 73	38	H	North Carolina	86 74	87	A	Arizona	51 63	138	A	Washington	58 68	
23	A	Arizona St.	49 66	39	H	California	60 80	87	H	Arizona	67 69	138	H	Washington	46 60	
23	H	Arizona St.	70 76					92	A	Utah	59 78	157	A	Washington St.	48 74	
23	N	Arizona St.	49 66					92	H	Utah	61 76	157	H	Washington St.	72 61	
25	A	Oregon St.	65 89									179	N	Utah St.	78 68	
												186	H	Prairie View	79 38	
												249	H	Navy	59 43	
												252	A	Nevada	65 52	
												273	H	Colorado St.	59 40	
												290	H	Samford	81 39	
												293	H	San Jose St.	76 64	
LAST 12 Division I GAMES:																
23	N	Arizona St.	49 66	23	A	Arizona St.	49 66									
32	A	UCLA	50 84	52	H	Southern California	81 76									
52	A	Southern California	77 84	32	H	UCLA	60 64									
138	H	Washington	46 60	5	A	Oregon	43 102									
157	H	Washington St.	72 61	25	A	Oregon St.	65 89									
87	A	Arizona	51 63	39	H	California	60 80									

Non-Div I Games:

Colorado

■ Loss,
 ■ Non-Conf,
 ■ S Site,
 ■ H Home
 ■ A Away
 N Neutral

Average RPI Win: 219	WON-LOST	WINNING	LAST 10	STRENGTH OF	OPP. STRENGTH	TEAM	ADJ.	CONF.	ADJ CONF.
Average RPI Loss: 132	RECORD	PCT. RANK	GAMES	SCHEDULE	OF SCHEDULE	RPI	RPI	RPI	RPI
DIV. I ONLY	6- 21	307	0- 1	83	153	273	273	15	15
DIV. I NON-CONF.	4- 5	190	0- 0	32	149	152	152	13	13
TOTALS	RPI 1-25	RPI 26-50	W-L RECORDS	RPI 51-100	RPI 101-150	RPI 150+			
6- 21	0- 2	0- 5	OVERALL	0- 2	0- 3	6- 9			
6- 9	0- 1	0- 2	HOME	0- 1	0- 2	6- 3			
0- 12	0- 1	0- 3	AWAY	0- 1	0- 1	0- 6			
0- 0	0- 0	0- 0	NEUTRAL	0- 0	0- 0	0- 0			
4- 5	0- 2	0- 1	NON-CONFERENCE	0- 0	0- 1	4- 1			
4- 2	0- 1	0- 0	HOME	0- 0	0- 1	4- 0			
0- 3	0- 1	0- 1	AWAY	0- 0	0- 0	0- 1			
0- 0	0- 0	0- 0	NEUTRAL	0- 0	0- 0	0- 0			
2- 16	0- 0	0- 4	CONFERENCE	0- 2	0- 2	2- 8			
2- 7	0- 0	0- 2	HOME	0- 1	0- 1	2- 3			
0- 9	0- 0	0- 2	AWAY	0- 1	0- 1	0- 5			
0- 0	0- 0	0- 0	NEUTRAL	0- 0	0- 0	0- 0			

RPI 1-25				RPI 26-50				RPI 51-100				RPI 101+ Team's RPI: 273			
RPI	S	Opponent	Score	RPI	S	Opponent	Score	RPI	S	Opponent	Score	RPI	S	Opponent	Score
13	A	Gonzaga	39 50	35	A	BYU	42 51	61	A	Wyoming	32 56	114	H	Northern Colo.	47 53
23	H	Arizona St.	39 70	42	A	New Mexico	58 70	61	H	Wyoming	49 60	123	A	Fresno St.	54 57
				42	H	New Mexico	56 79					123	H	Fresno St.	55 66
				49	A	Boise St.	57 70					153	H	Denver	84 79
				49	H	Boise St.	63 72					172	A	Colorado	40 59
												179	A	Utah St.	59 70
												179	H	Utah St.	53 72
												198	A	UNLV	45 60
												198	H	UNLV	52 49
												206	H	Cornell	56 53
												229	A	San Diego St.	45 54
												231	H	North Florida	61 59
												237	H	Northern Ariz.	65 54
												252	A	Nevada	57 68
												252	H	Nevada	38 62
												291	A	Air Force	48 63
												291	H	Air Force	55 48
												293	H	San Jose St.	70 78
LAST 12 Division I GAMES:															
198	A	UNLV	45 60	229	A	San Diego St.	45 54								
179	A	Utah St.	59 70	61	H	Wyoming	49 60								
42	H	New Mexico	56 79	252	A	Nevada	57 68								
49	H	Boise St.	63 72	291	H	Air Force	55 48								
61	A	Wyoming	32 56	49	A	Boise St.	57 70								
293	H	San Jose St.	70 78	123	A	Fresno St.	54 57								

Non-Div I Games: Chadron St. 91 38 Eastern N.M. 72 46

Colorado St.

Loss, Non-Conf, S Site, H Home A Away N Neutral

Average RPI Win: 216	WON-LOST	WINNING	LAST 10	STRENGTH OF	OPP. STRENGTH	TEAM	ADJ.	CONF.	ADJ CONF.
Average RPI Loss: 155	RECORD	PCT. RANK	GAMES	SCHEDULE	OF SCHEDULE	RPI	RPI	RPI	RPI
DIV. I ONLY	8- 18	271	0- 1	147	193	253	253	11	11
DIV. I NON-CONF.	4- 9	252	0- 0	220	265	262	262	11	11
TOTALS	RPI 1-25	RPI 26-50	W-L RECORDS	RPI 51-100	RPI 101-150	RPI 150+			
8- 18	0- 0	0- 0	OVERALL	1- 6	1- 3	6- 9			
5- 7	0- 0	0- 0	HOME	1- 3	0- 1	4- 3			
3- 11	0- 0	0- 0	AWAY	0- 3	1- 2	2- 6			
0- 0	0- 0	0- 0	NEUTRAL	0- 0	0- 0	0- 0			
4- 9	0- 0	0- 0	NON-CONFERENCE	0- 2	1- 1	3- 6			
2- 3	0- 0	0- 0	HOME	0- 1	0- 0	2- 2			
2- 6	0- 0	0- 0	AWAY	0- 1	1- 1	1- 4			
0- 0	0- 0	0- 0	NEUTRAL	0- 0	0- 0	0- 0			
4- 9	0- 0	0- 0	CONFERENCE	1- 4	0- 2	3- 3			
3- 4	0- 0	0- 0	HOME	1- 2	0- 1	2- 1			
1- 5	0- 0	0- 0	AWAY	0- 2	0- 1	1- 2			
0- 0	0- 0	0- 0	NEUTRAL	0- 0	0- 0	0- 0			

RPI S	Opponent	Score	RPI S	Opponent	Score	RPI S	Opponent	Score	RPI S	Opponent	Score	Team's RPI: 253
						56	A Penn	61 79	128	A Yale	61 69	
						56	H Penn	60 72	128	H Yale	54 67	
						57	A Princeton	59 65	129	A Boston College	60 74	
						57	H Princeton	64 79	140	A Mercer	72 68	
						84	H Harvard	75 65	193	A Milwaukee	65 78	
						97	A Fordham	49 68	196	A Dartmouth	48 60	
						100	H Houston	72 83	196	H Dartmouth	69 70	
									199	H Hampton	88 63	
									206	A Cornell	51 60	
									206	H Cornell	65 57	
									220	A Illinois	69 76	
									232	A Saint Joseph's	61 68	
									242	H Albany (NY)	58 62	
									245	A Hofstra	65 63	
									248	A Colgate	71 84	
									251	H Cal St. Fullerton	58 61	
									278	H Army West Point	70 49	
									288	A Brown	83 81	
									288	H Brown	93 62	
LAST 12 Division I GAMES:												
196	A	Dartmouth	48	60	128	A	Yale	61	69			
128	H	Yale	54	67	196	H	Dartmouth	69	70			
288	H	Brown	93	62	84	H	Harvard	75	65			
57	A	Princeton	59	65	56	H	Penn	60	72			
56	A	Penn	56	79	57	H	Princeton	64	79			
288	A	Brown	83	81	206	H	Cornell	65	57			

Non-Div I Games:

Columbia

Average RPI Win: 325	WON-LOST	WINNING	LAST 10	STRENGTH OF	OPP. STRENGTH	TEAM	ADJ.	CONF.	ADJ CONF.
Average RPI Loss: 197	RECORD	PCT. RANK	GAMES	SCHEDULE	OF SCHEDULE	RPI	RPI	RPI	RPI
DIV. I ONLY	4- 24	336	0- 1	188	331	319	319	32	32
DIV. I NON-CONF.	0- 12	336	0- 0	12	155	240	240	32	32
TOTALS	RPI 1-25	RPI 26-50	W-L RECORDS	RPI 51-100	RPI 101-150	RPI 150+			
4- 24	0- 2	0- 1	OVERALL	0- 4	0- 2	4- 15			
2- 7	0- 0	0- 0	HOME	0- 0	0- 0	2- 7			
2- 16	0- 2	0- 1	AWAY	0- 4	0- 1	2- 8			
0- 1	0- 0	0- 0	NEUTRAL	0- 0	0- 1	0- 0			
0- 12	0- 2	0- 1	NON-CONFERENCE	0- 4	0- 2	0- 3			
0- 1	0- 0	0- 0	HOME	0- 0	0- 0	0- 1			
0- 10	0- 2	0- 1	AWAY	0- 4	0- 1	0- 2			
0- 1	0- 0	0- 0	NEUTRAL	0- 0	0- 1	0- 0			
4- 12	0- 0	0- 0	CONFERENCE	0- 0	0- 0	4- 12			
2- 6	0- 0	0- 0	HOME	0- 0	0- 0	2- 6			
2- 6	0- 0	0- 0	AWAY	0- 0	0- 0	2- 6			
0- 0	0- 0	0- 0	NEUTRAL	0- 0	0- 0	0- 0			

RPI 1-25				RPI 26-50				RPI 51-100				RPI 101+ Team's RPI: 319			
RPI	S	Opponent	Score	RPI	S	Opponent	Score	RPI	S	Opponent	Score	RPI	S	Opponent	Score
8	A	Mississippi St.	38 110	31	A	Ohio	62 87	63	A	FGCU	61 93	102	N	UAB	61 86
14	A	Maryland	36 93					69	A	West Virginia	37 78	106	A	Minnesota	52 84
								94	A	Virginia	41 55	195	A	N.C. A&T	42 66
								96	A	Old Dominion	51 81	201	A	Marshall	67 88
												207	A	UMES	54 74
												221	H	Howard	81 88
												223	H	Bethune-Cookman	65 71
												268	A	Niagara	69 71
												279	A	Norfolk St.	54 51
												279	H	Norfolk St.	63 68
												300	A	South Carolina St.	55 60
												300	H	South Carolina St.	59 75
												305	A	Morgan St.	47 70
												305	H	Morgan St.	57 74
												306	H	UMBC	52 57
												335	A	N.C. Central	57 62
												337	A	Delaware St.	71 57
												337	H	Delaware St.	85 59
												345	A	Savannah St.	57 68
												345	H	Savannah St.	70 76
												346	H	Florida A&M	73 53
LAST 12 Division I GAMES:															
305	A	Morgan St.	47 70	345	A	Savannah St.	57 68								
279	A	Norfolk St.	54 51	305	H	Morgan St.	57 74								
337	H	Delaware St.	85 59	223	H	Bethune-Cookman	65 71								
221	H	Howard	81 88	346	H	Florida A&M	73 53								
207	A	UMES	54 74	195	A	N.C. A&T	42 66								
300	A	South Carolina St.	55 60	335	A	N.C. Central	57 62								

Non-Div I Games:

Coppin St.

■ Loss,
 ■ Non-Conf,
 ■ S Site,
 ■ Home
 ■ Away
 N Neutral

Average RPI Win:	253	WON-LOST	WINNING	LAST 10	STRENGTH OF	OPP. STRENGTH	TEAM	ADJ.	CONF.	ADJ CONF.
Average RPI Loss:	134	RECORD	PCT. RANK	GAMES	SCHEDULE	OF SCHEDULE	RPI	RPI	RPI	RPI
DIV. I ONLY	11- 13	203	0- 1	219	181	206	206	11	11	
DIV. I NON-CONF.	6- 5	143	0- 0	302	319	210	210	11	11	
TOTALS	RPI 1-25	RPI 26-50	W-L RECORDS	RPI 51-100	RPI 101-150	RPI 150+				
11- 13	0- 0	0- 0	OVERALL	0- 6	2- 3	9- 4				
8- 4	0- 0	0- 0	HOME	0- 3	1- 0	7- 1				
3- 9	0- 0	0- 0	AWAY	0- 3	1- 3	2- 3				
0- 0	0- 0	0- 0	NEUTRAL	0- 0	0- 0	0- 0				
6- 5	0- 0	0- 0	NON-CONFERENCE	0- 0	0- 3	6- 2				
5- 0	0- 0	0- 0	HOME	0- 0	0- 0	5- 0				
1- 5	0- 0	0- 0	AWAY	0- 0	0- 3	1- 2				
0- 0	0- 0	0- 0	NEUTRAL	0- 0	0- 0	0- 0				
5- 8	0- 0	0- 0	CONFERENCE	0- 6	2- 0	3- 2				
3- 4	0- 0	0- 0	HOME	0- 3	1- 0	2- 1				
2- 4	0- 0	0- 0	AWAY	0- 3	1- 0	1- 1				
0- 0	0- 0	0- 0	NEUTRAL	0- 0	0- 0	0- 0				

RPI S	Opponent	Score	RPI S	Opponent	Score	RPI S	Opponent	Score	RPI S	Opponent	Score	Team's RPI: 206
						56	A Penn	58 69	106	A Minnesota	45 65	
						56	H Penn	46 59	127	A Lehigh	54 67	
						57	A Princeton	64 68	128	A Yale	43 41	
						57	H Princeton	46 75	128	H Yale	66 56	
						84	A Harvard	38 80	137	A Stony Brook	61 63	
						84	H Harvard	61 68	196	H Dartmouth	56 63	
									199	H Hampton	79 53	
									242	H Albany (NY)	48 34	
									253	A Columbia	57 65	
									253	H Columbia	60 51	
									254	A Binghamton	61 72	
									263	H St. Bonaventure	58 44	
									273	A Colorado St.	53 56	
									288	A Brown	65 53	
									288	H Brown	66 48	
									323	H UMass Lowell	63 54	
									330	A Lafayette	62 59	
									337	H Delaware St.	94 59	
LAST 12 Division I GAMES:												
			84	A Harvard	38 80	288	A Brown	65 53				
			288	H Brown	66 48	84	H Harvard	61 68				
			128	H Yale	66 56	196	H Dartmouth	56 63				
			56	A Penn	58 69	57	H Princeton	46 75				
			57	A Princeton	64 68	56	H Penn	46 59				
			128	A Yale	43 41	253	A Columbia	57 65				

Non-Div I Games:

Cornell

■ Loss,
 ■ Non-Conf,
 ■ S Site,
 ■ H Home
 ■ A Away
 N Neutral

Creighton

Through Games Of March 8, 2019

Average RPI Win:	156	WON-LOST	WINNING	LAST 10	STRENGTH OF	OPP. STRENGTH	TEAM	ADJ.	CONF.	ADJ CONF.
Average RPI Loss:	57	RECORD	PCT. RANK	GAMES	SCHEDULE	OF SCHEDULE	RPI	RPI	RPI	RPI
DIV. I ONLY	14- 15	182	0- 1	46	45	99	99	6	6	
DIV. I NON-CONF.	6- 5	143	0- 0	105	43	102	102	4	4	
TOTALS	RPI 1-25	RPI 26-50	W-L RECORDS	RPI 51-100	RPI 101-150	RPI 150+				
14- 15	2- 4	0- 4	OVERALL	2- 4	4- 3	6- 0				
6- 7	1- 2	0- 2	HOME	2- 1	1- 2	2- 0				
6- 8	1- 2	0- 2	AWAY	0- 3	2- 1	3- 0				
2- 0	0- 0	0- 0	NEUTRAL	0- 0	1- 0	1- 0				
6- 5	0- 2	0- 2	NON-CONFERENCE	1- 1	1- 0	4- 0				
2- 2	0- 1	0- 1	HOME	1- 0	0- 0	1- 0				
2- 3	0- 1	0- 1	AWAY	0- 1	0- 0	2- 0				
2- 0	0- 0	0- 0	NEUTRAL	0- 0	1- 0	1- 0				
8- 10	2- 2	0- 2	CONFERENCE	1- 3	3- 3	2- 0				
4- 5	1- 1	0- 1	HOME	1- 1	1- 2	1- 0				
4- 5	1- 1	0- 1	AWAY	0- 2	2- 1	1- 0				
0- 0	0- 0	0- 0	NEUTRAL	0- 0	0- 0	0- 0				

RPI 1-25				RPI 26-50				RPI 51-100 Team's RPI: 99				RPI 101+			
RPI	S	Opponent	Score	RPI	S	Opponent	Score	RPI	S	Opponent	Score	RPI	S	Opponent	Score
12	A	Marquette	67 85	30	A	South Dakota St.	48 74	60	A	Butler	46 66	118	A	St. John's (NY)	65 63
12	H	Marquette	71 65	37	H	South Dakota	65 77	60	H	Butler	43 75	118	H	St. John's (NY)	45 51
17	H	Drake	69 85	45	A	Villanova	62 67	71	A	Georgetown	53 62	119	A	Providence	73 64
20	A	Florida St.	52 71	45	H	Villanova	52 54	71	H	Georgetown	65 38	119	H	Providence	63 77
22	A	DePaul	85 82					78	A	UNI	55 65	121	N	South Fla.	83 76
22	H	DePaul	67 74					91	H	Nebraska	74 65	126	A	Seton Hall	75 82
												126	H	Seton Hall	80 71
												202	A	Xavier	53 52
												202	H	Xavier	66 62
												204	N	Vanderbilt	75 55
												256	A	Wichita St.	83 71
												317	H	Omaha	66 51
												326	A	North Dakota St.	86 51
LAST 12 Division I GAMES:															
22	H	DePaul	67 74	118	H	St. John's (NY)	45 51								
12	H	Marquette	71 65	45	A	Villanova	62 67								
119	A	Providence	73 64	71	A	Georgetown	53 62								
202	A	Xavier	53 52	119	H	Providence	63 77								
60	A	Butler	46 66	60	H	Butler	43 75								
126	H	Seton Hall	80 71	202	H	Xavier	66 62								

Non-Div I Games:

Creighton

Loss, Non-Conf, S Site, H Home A Away N Neutral

Average RPI Win:	254	WON-LOST	WINNING	LAST 10	STRENGTH OF	OPP. STRENGTH	TEAM	ADJ.	CONF.	ADJ CONF.
Average RPI Loss:	121	RECORD	PCT. RANK	GAMES	SCHEDULE	OF SCHEDULE	RPI	RPI	RPI	RPI
DIV. I ONLY	13- 13	170	0- 1	259	145	196	196	11	11	
DIV. I NON-CONF.	7- 6	153	0- 1	319	238	245	245	11	11	
TOTALS	RPI 1-25	RPI 26-50	W-L RECORDS	RPI 51-100	RPI 101-150	RPI 150+				
13- 13	0- 0	0- 1	OVERALL	0- 7	1- 2	12- 3				
8- 4	0- 0	0- 1	HOME	0- 3	1- 0	7- 0				
5- 7	0- 0	0- 0	AWAY	0- 3	0- 2	5- 2				
0- 2	0- 0	0- 0	NEUTRAL	0- 1	0- 0	0- 1				
7- 6	0- 0	0- 1	NON-CONFERENCE	0- 1	0- 1	7- 3				
5- 1	0- 0	0- 1	HOME	0- 0	0- 0	5- 0				
2- 3	0- 0	0- 0	AWAY	0- 0	0- 1	2- 2				
0- 2	0- 0	0- 0	NEUTRAL	0- 1	0- 0	0- 1				
6- 7	0- 0	0- 0	CONFERENCE	0- 6	1- 1	5- 0				
3- 3	0- 0	0- 0	HOME	0- 3	1- 0	2- 0				
3- 4	0- 0	0- 0	AWAY	0- 3	0- 1	3- 0				
0- 0	0- 0	0- 0	NEUTRAL	0- 0	0- 0	0- 0				

RPI 1-25				RPI 26-50				RPI 51-100				RPI 101+				Team's RPI: 196	
RPI	S	Opponent	Score	RPI	S	Opponent	Score	RPI	S	Opponent	Score	RPI	S	Opponent	Score		
				36	H	Buffalo	69 75	56	A	Penn	52 56	128	A	Yale	49 64		
								56	H	Penn	44 60	128	H	Yale	56 54		
								57	A	Princeton	47 64	129	A	Boston College	68 99		
								57	H	Princeton	75 82	167	H	Boston U.	64 44		
								66	N	Middle Tenn.	58 70	206	A	Cornell	63 56		
								84	A	Harvard	46 56	251	A	Cal St. Fullerton	62 67		
								84	H	Harvard	57 73	253	A	Columbia	70 69		
												253	H	Columbia	60 48		
												254	H	Binghamton	63 39		
												270	A	San Diego	76 78		
												274	H	Loyola Maryland	54 41		
												275	A	Vermont	66 42		
												284	H	Fairfield	59 46		
												288	A	Brown	81 61		
												288	H	Brown	78 43		
												295	N	UC Santa Barbara	56 62		
												312	A	New Hampshire	62 42		
												323	H	UMass Lowell	70 54		
LAST 12 Division I GAMES:																	
				295	N	UC Santa Barbara	56 62	57	H	Princeton	75 82						
				253	H	Columbia	60 48	56	H	Penn	44 60						
				56	A	Penn	52 56	253	A	Columbia	70 69						
				57	A	Princeton	47 64	206	A	Cornell	63 56						
				288	H	Brown	78 43	128	A	Yale	49 64						
				128	H	Yale	56 54	288	A	Brown	81 61						

Non-Div I Games:

Dartmouth

■ Loss,
 ■ Non-Conf,
 S Site,
 ■ Home
 ■ Away
 N Neutral

Average RPI Win: 208		WON-LOST	WINNING	LAST 10	STRENGTH OF	OPP. STRENGTH	TEAM	ADJ.	CONF.	ADJ CONF.
Average RPI Loss: 148		RECORD	PCT. RANK	GAMES	SCHEDULE	OF SCHEDULE	RPI	RPI	RPI	RPI
DIV. I ONLY		16- 14	157	1- 1	185	159	154	154	17	17
DIV. I NON-CONF.		5- 7	206	0- 0	133	144	160	160	16	16
TOTALS		RPI 1-25	RPI 26-50	W-L RECORDS	RPI 51-100	RPI 101-150	RPI 150+			
16- 14	0- 1		1- 0	OVERALL	1- 3	2- 4	12- 6			
9- 4	0- 0		0- 0	HOME	0- 1	1- 1	8- 2			
7- 9	0- 1		1- 0	AWAY	1- 2	1- 2	4- 4			
0- 1	0- 0		0- 0	NEUTRAL	0- 0	0- 1	0- 0			
5- 7	0- 1		1- 0	NON-CONFERENCE	0- 1	1- 2	3- 3			
3- 1	0- 0		0- 0	HOME	0- 0	1- 1	2- 0			
2- 6	0- 1		1- 0	AWAY	0- 1	0- 1	1- 3			
0- 0	0- 0		0- 0	NEUTRAL	0- 0	0- 0	0- 0			
11- 7	0- 0		0- 0	CONFERENCE	1- 2	1- 2	9- 3			
6- 3	0- 0		0- 0	HOME	0- 1	0- 0	6- 2			
5- 3	0- 0		0- 0	AWAY	1- 1	1- 1	3- 1			
0- 1	0- 0		0- 0	NEUTRAL	0- 0	0- 1	0- 0			

RPI 1-25					RPI 26-50					RPI 51-100					RPI 101+					Team's RPI: 154	
RPI	S	Opponent	Score		RPI	S	Opponent	Score		RPI	S	Opponent	Score		RPI	S	Opponent	Score			
7	A	NC State	45	75	50	A	Clemson	90	80	57	A	Princeton	57	65	107	A	Charlotte	66	78		
										93	A	VCU	54	61	110	A	Dayton	69	83		
										97	A	Fordham	60	56	110	N	Dayton	67	84		
										97	H	Fordham	42	58	113	H	High Point	71	62		
															133	A	Duquesne	62	47		
															149	H	Appalachian St.	78	81		
															159	H	William & Mary	76	65		
															178	H	Saint Louis	60	57		
															183	A	UNC Asheville	56	69		
															203	A	Massachusetts	64	49		
															203	H	Massachusetts	58	70		
															212	A	George Washington	62	42		
															219	A	Elon	72	73		
															222	H	George Mason	67	59		
															232	A	Saint Joseph's	54	66		
															247	A	Gardner-Webb	49	54		
															260	A	Rhode Island	77	67		
															260	H	Rhode Island	58	64		
															263	H	St. Bonaventure	74	49		
															263	H	St. Bonaventure	67	55		
															271	H	Richmond	78	55		
															286	H	La Salle	80	61		
															292	A	Charleston So.	72	34		
															331	H	Presbyterian	83	56		
LAST 12 Division I GAMES:																					
					110	N	Dayton	67	84	203	A	Massachusetts	64	49							
					263	H	St. Bonaventure	74	49	97	H	Fordham	42	58							
					93	A	VCU	54	61	263	H	St. Bonaventure	67	55							
					260	H	Rhode Island	58	64	232	A	Saint Joseph's	54	66							
					178	H	Saint Louis	60	57	286	H	La Salle	80	61							
					110	A	Dayton	69	83	212	A	George Washington	62	42							

Non-Div I Games:	Queens (NC)	80	47
------------------	-------------	----	----

Davidson

■ Loss, ■ Non-Conf, S Site, H Home A Away N Neutral

Average RPI Win:	197	WON-LOST	WINNING	LAST 10	STRENGTH OF	OPP. STRENGTH	TEAM	ADJ.	CONF.	ADJ CONF.
Average RPI Loss:	103	RECORD	PCT. RANK	GAMES	SCHEDULE	OF SCHEDULE	RPI	RPI	RPI	RPI
DIV. I ONLY	17- 12	125	2- 0	103	125	110	110	17	17	
DIV. I NON-CONF.	5- 6	177	0- 0	18	39	90	90	16	16	
TOTALS	RPI 1-25	RPI 26-50	W-L RECORDS	RPI 51-100	RPI 101-150	RPI 150+				
17- 12	0- 2	1- 1	OVERALL	3- 4	0- 2	13- 3				
13- 1	0- 0	1- 0	HOME	2- 0	0- 1	10- 0				
2- 10	0- 2	0- 1	AWAY	0- 3	0- 1	2- 3				
2- 1	0- 0	0- 0	NEUTRAL	1- 1	0- 0	1- 0				
5- 6	0- 2	1- 1	NON-CONFERENCE	2- 2	0- 1	2- 0				
4- 1	0- 0	1- 0	HOME	1- 0	0- 1	2- 0				
0- 4	0- 2	0- 1	AWAY	0- 1	0- 0	0- 0				
1- 1	0- 0	0- 0	NEUTRAL	1- 1	0- 0	0- 0				
12- 6	0- 0	0- 0	CONFERENCE	1- 2	0- 1	11- 3				
9- 0	0- 0	0- 0	HOME	1- 0	0- 0	8- 0				
2- 6	0- 0	0- 0	AWAY	0- 2	0- 1	2- 3				
1- 0	0- 0	0- 0	NEUTRAL	0- 0	0- 0	1- 0				

RPI 1-25				RPI 26-50				RPI 51-100				RPI 101+ Team's RPI: 110			
RPI	S	Opponent	Score	RPI	S	Opponent	Score	RPI	S	Opponent	Score	RPI	S	Opponent	Score
14	A	Maryland	71 82	26	A	James Madison	55 68	62	N	Georgia Tech	85 66	101	H	Northeastern	79 84
19	A	South Carolina	55 65	36	H	Buffalo	72 59	65	N	Virginia Tech	57 69	133	A	Duquesne	57 85
								72	A	Green Bay	35 51	154	H	Davidson	83 69
								75	H	Toledo	70 49	154	N	Davidson	84 67
								93	A	VCU	62 64	178	A	Saint Louis	65 68
								97	A	Fordham	48 57	178	H	Saint Louis	73 57
								97	H	Fordham	72 50	203	H	Massachusetts	75 47
												212	A	George Washington	45 46
												212	H	George Washington	62 53
												222	A	George Mason	51 54
												232	H	Saint Joseph's	72 65
												248	H	Colgate	67 58
												260	A	Rhode Island	74 62
												263	A	St. Bonaventure	62 49
												271	H	Richmond	71 50
												286	H	La Salle	84 45
												286	H	La Salle	65 38
												328	H	Evansville	69 30
LAST 12 Division I GAMES:															
286	H	La Salle	65 38	212	H	George Washington	62 53								
154	N	Davidson	84 67	93	A	VCU	62 64								
178	H	Saint Louis	73 57	133	A	Duquesne	57 85								
97	A	Fordham	48 57	271	H	Richmond	71 50								
222	A	George Mason	51 54	260	A	Rhode Island	74 62								
154	H	Davidson	83 69	232	H	Saint Joseph's	72 65								

Non-Div I Games:

Dayton

■ Loss,
 ■ Non-Conf,
 S Site,
 ■ Home
 ■ Away
 N Neutral

Average RPI Win: 128	WON-LOST	WINNING	LAST 10	STRENGTH OF	OPP. STRENGTH	TEAM	ADJ.	CONF.	ADJ CONF.
Average RPI Loss: 38	RECORD	PCT. RANK	GAMES	SCHEDULE	OF SCHEDULE	RPI	RPI	RPI	RPI
DIV. I ONLY	23- 7	42	1- 0	44	27	22	22	6	6
DIV. I NON-CONF.	9- 3	62	0- 0	70	10	38	38	4	4
TOTALS	RPI 1-25	RPI 26-50	W-L RECORDS	RPI 51-100	RPI 101-150	RPI 150+			
23- 7	0- 5	3- 0	OVERALL	7- 1	6- 1	7- 0			
11- 4	0- 2	1- 0	HOME	3- 1	3- 1	4- 0			
10- 2	0- 2	1- 0	AWAY	3- 0	3- 0	3- 0			
2- 1	0- 1	1- 0	NEUTRAL	1- 0	0- 0	0- 0			
9- 3	0- 3	1- 0	NON-CONFERENCE	2- 0	1- 0	5- 0			
5- 1	0- 1	0- 0	HOME	1- 0	1- 0	3- 0			
2- 1	0- 1	0- 0	AWAY	0- 0	0- 0	2- 0			
2- 1	0- 1	1- 0	NEUTRAL	1- 0	0- 0	0- 0			
14- 4	0- 2	2- 0	CONFERENCE	5- 1	5- 1	2- 0			
6- 3	0- 1	1- 0	HOME	2- 1	2- 1	1- 0			
8- 1	0- 1	1- 0	AWAY	3- 0	3- 0	1- 0			
0- 0	0- 0	0- 0	NEUTRAL	0- 0	0- 0	0- 0			

RPI	S	Opponent	Score	RPI	S	Opponent	Score	RPI	S	Opponent	Score	RPI	S	Opponent	Score
1	H	Notre Dame	77 101	33	N	Kansas St.	79 59	57	N	Princeton	82 67	116	H	Northwestern	76 60
6	A	UConn	63 99	45	A	Villanova	66 59	60	A	Butler	86 78	118	A	St. John's (NY)	70 62
10	N	Syracuse	81 83	45	H	Villanova	93 70	60	H	Butler	76 62	118	H	St. John's (NY)	73 64
12	A	Marquette	63 96					71	A	Georgetown	69 64	119	A	Providence	76 61
12	H	Marquette	87 93					71	H	Georgetown	76 71	119	H	Providence	88 62
								72	H	Green Bay	73 64	126	A	Seton Hall	94 85
								99	A	Creighton	74 67	126	H	Seton Hall	73 84
								99	H	Creighton	82 85	152	A	Oklahoma	87 76
												166	H	Temple	102 88
												202	A	Xavier	73 71
												202	H	Xavier	81 48
												246	A	Loyola Chicago	102 76
												304	H	Tennessee St.	95 73
												345	H	Savannah St.	124 61
LAST 12 Division I GAMES:															
				99	A	Creighton	74 67	71	H	Georgetown	76 71				
				119	A	Providence	76 61	45	H	Villanova	93 70				
				60	H	Butler	76 62	12	H	Marquette	87 93				
				202	H	Xavier	81 48	202	A	Xavier	73 71				
				118	A	St. John's (NY)	70 62	60	A	Butler	86 78				
				126	A	Seton Hall	94 85	126	H	Seton Hall	73 84				

Non-Div I Games:

DePaul

■ Loss,
■ Non-Conf,
■ S Site,
■ H Home
■ A Away
N Neutral

Delaware

Through Games Of March 8, 2019

Average RPI Win:	218	WON-LOST	WINNING	LAST 10	STRENGTH OF	OPP. STRENGTH	TEAM	ADJ.	CONF.	ADJ CONF.
Average RPI Loss:	100	RECORD	PCT. RANK	GAMES	SCHEDULE	OF SCHEDULE	RPI	RPI	RPI	RPI
DIV. I ONLY	16- 13	144	1- 0	102	162	131	131	10	10	
DIV. I NON-CONF.	5- 7	206	1- 0	98	303	178	178	10	10	
TOTALS	RPI 1-25	RPI 26-50	W-L RECORDS	RPI 51-100	RPI 101-150	RPI 150+				
16- 13	0- 2	0- 1	OVERALL	0- 3	3- 4	13- 3				
8- 5	0- 2	0- 1	HOME	0- 1	2- 1	6- 0				
6- 6	0- 0	0- 0	AWAY	0- 2	1- 2	5- 2				
2- 2	0- 0	0- 0	NEUTRAL	0- 0	0- 1	2- 1				
5- 7	0- 2	0- 0	NON-CONFERENCE	0- 1	0- 1	5- 3				
2- 2	0- 2	0- 0	HOME	0- 0	0- 0	2- 0				
1- 3	0- 0	0- 0	AWAY	0- 1	0- 0	1- 2				
2- 2	0- 0	0- 0	NEUTRAL	0- 0	0- 1	2- 1				
11- 6	0- 0	0- 1	CONFERENCE	0- 2	3- 3	8- 0				
6- 3	0- 0	0- 1	HOME	0- 1	2- 1	4- 0				
5- 3	0- 0	0- 0	AWAY	0- 1	1- 2	4- 0				
0- 0	0- 0	0- 0	NEUTRAL	0- 0	0- 0	0- 0				

RPI S	Opponent	Score	RPI S	Opponent	Score	RPI S	Opponent	Score	RPI S	Opponent	Score	Team's RPI: 131
14	H Maryland	53 77	26	H James Madison	43 68	70	A Drexel	41 58	101	A Northeastern	62 75	
15	H UCF	60 71				70	H Drexel	40 57	101	H Northeastern	77 63	
						78	A UNI	67 79	117	A UNCW	64 72	
									117	H UNCW	65 53	
									120	A Towson	70 57	
									120	H Towson	48 56	
									143	N Montana St.	60 69	
									155	N Bradley	47 59	
									159	A William & Mary	70 59	
									159	H William & Mary	68 52	
									160	N Nicholls St.	71 56	
									167	A Boston U.	61 72	
									219	A Elon	74 63	
									219	H Elon	71 59	
									222	A George Mason	46 72	
									232	H Saint Joseph's	48 39	
									245	A Hofstra	78 59	
									245	H Hofstra	57 47	
									247	H Gardner-Webb	69 45	
									297	A Col. of Charleston	72 60	
									297	H Col. of Charleston	74 50	
									330	N Lafayette	65 47	
									337	A Delaware St.	85 77	
LAST 12 Division I GAMES:												
330	N Lafayette	65 47	297	A Col. of Charleston	72 60							
160	N Nicholls St.	71 56	245	H Hofstra	57 47							
120	A Towson	70 57	101	H Northeastern	77 63							
159	H William & Mary	68 52	70	A Drexel	41 58							
219	H Elon	71 59	219	A Elon	74 63							
117	A UNCW	64 72	159	A William & Mary	70 59							

Non-Div I Games:

Delaware

■ Loss,
■ Non-Conf, S Site,
■ Home
■ Away
N Neutral

Average RPI Win:	294	WON-LOST	WINNING	LAST 10	STRENGTH OF	OPP. STRENGTH	TEAM	ADJ.	CONF.	ADJ CONF.
Average RPI Loss:	213	RECORD	PCT. RANK	GAMES	SCHEDULE	OF SCHEDULE	RPI	RPI	RPI	RPI
DIV. I ONLY	5- 20	319	0- 1	292	342	337	337	32	32	
DIV. I NON-CONF.	0- 9	336	0- 0	114	206	319	319	32	32	
TOTALS	RPI 1-25	RPI 26-50	W-L RECORDS	RPI 51-100	RPI 101-150	RPI 150+				
5- 20	0- 0	0- 1	OVERALL	0- 1	0- 2	5- 16				
5- 5	0- 0	0- 1	HOME	0- 0	0- 1	5- 3				
0- 15	0- 0	0- 0	AWAY	0- 1	0- 1	0- 13				
0- 0	0- 0	0- 0	NEUTRAL	0- 0	0- 0	0- 0				
0- 9	0- 0	0- 1	NON-CONFERENCE	0- 1	0- 2	0- 5				
0- 2	0- 0	0- 1	HOME	0- 0	0- 1	0- 0				
0- 7	0- 0	0- 0	AWAY	0- 1	0- 1	0- 5				
0- 0	0- 0	0- 0	NEUTRAL	0- 0	0- 0	0- 0				
5- 11	0- 0	0- 0	CONFERENCE	0- 0	0- 0	5- 11				
5- 3	0- 0	0- 0	HOME	0- 0	0- 0	5- 3				
0- 8	0- 0	0- 0	AWAY	0- 0	0- 0	0- 8				
0- 0	0- 0	0- 0	NEUTRAL	0- 0	0- 0	0- 0				

RPI S	Opponent	Score	RPI S	Opponent	Score	RPI S	Opponent	Score	RPI S	Opponent	Score	Team's RPI: 337
26	H James Madison	57 103	93	A VCU	55 97	118	A St. John's (NY)	44 82	131	H Delaware	77 85	
						166	A Temple	61 75	176	A Robert Morris	63 64	
						195	A N.C. A&T	49 72	195	H N.C. A&T	47 67	
						201	A Marshall	63 75	202	A Xavier	59 80	
						206	A Cornell	59 94	207	A UMES	58 69	
						207	H UMES	65 62	221	A Howard	62 78	
						223	A Bethune-Cookman	55 67	279	A Norfolk St.	50 63	
						279	H Norfolk St.	59 56	300	H South Carolina St.	60 63	
						305	H Morgan St.	62 57	319	A Coppin St.	59 85	
						319	H Coppin St.	57 71	335	A N.C. Central	64 65	
						335	H N.C. Central	71 61	345	H Savannah St.	66 58	
						346	A Florida A&M	52 57				
LAST 12 Division I GAMES:												
207	A UMES	58 69	195	A N.C. A&T	49 72							
279	H Norfolk St.	59 56	300	H South Carolina St.	60 63							
305	H Morgan St.	62 57	345	H Savannah St.	66 58							
319	A Coppin St.	59 85	221	A Howard	62 78							
207	H UMES	65 62	346	A Florida A&M	52 57							
335	A N.C. Central	64 65	223	A Bethune-Cookman	55 67							

Non-Div I Games: Post 65 53 Cheyney 79 59

Delaware St.

■ Loss,
 ■ Non-Conf,
 ■ S Site,
 ■ Home
 ■ A Away
 N Neutral

RPI 1-25				RPI 26-50				RPI 51-100				RPI 101+				Team's RPI: 153	
RPI	S	Opponent	Score	RPI	S	Opponent	Score	RPI	S	Opponent	Score	RPI	S	Opponent	Score		
				30	A	South Dakota St.	59 76	61	A	Wyoming	74 78	114	A	Northern Colo.	66 74		
				30	H	South Dakota St.	67 83	75	H	American	83 54	142	A	New Mexico St.	64 66		
				37	A	South Dakota	58 73	91	A	Nebraska	71 96	165	A	Oral Roberts	66 74		
				37	H	South Dakota	104 99	98	H	Loyola Marymount	104 75	165	H	Oral Roberts	93 76		
				47	H	Lamar University	117 110					230	A	Western Ill.	78 87		
												230	H	Western Ill.	94 85		
												234	H	UMKC	92 75		
												241	A	North Dakota	92 91		
												241	H	North Dakota	87 66		
												263	H	St. Bonaventure	76 62		
												273	A	Colorado St.	79 84		
												283	A	Southern Utah	71 70		
												290	H	Samford	83 87		
												291	H	Air Force	92 66		
												317	A	Omaha	95 68		
												317	H	Omaha	82 76		
												326	A	North Dakota St.	87 67		
												326	H	North Dakota St.	81 54		
												338	A	Purdue Fort Wayne	55 70		
												338	H	Purdue Fort Wayne	82 62		
LAST 12 Division I GAMES:																	
				317	H	Omaha	82 76	165	A	Oral Roberts	66 74						
				230	H	Western Ill.	94 85	30	H	South Dakota St.	67 83						
				241	A	North Dakota	92 91	338	A	Purdue Fort Wayne	55 70						
				37	A	South Dakota	58 73	165	H	Oral Roberts	93 76						
				338	H	Purdue Fort Wayne	82 62	326	H	North Dakota St.	81 54						
				326	A	North Dakota St.	87 67	30	A	South Dakota St.	59 76						

Denver

Page 72

Detroit Mercy

Through Games Of March 8, 2019

Average RPI Win: 316	WON-LOST	WINNING	LAST 10	STRENGTH OF	OPP. STRENGTH	TEAM	ADJ.	CONF.	ADJ CONF.
Average RPI Loss: 174	RECORD	PCT. RANK	GAMES	SCHEDULE	OF SCHEDULE	RPI	RPI	RPI	RPI
DIV. I ONLY	3- 25	344	0- 1	280	208	333	333	21	21
DIV. I NON-CONF.	1- 9	326	0- 0	258	156	321	321	18	18
TOTALS	RPI 1-25	RPI 26-50	W-L RECORDS	RPI 51-100	RPI 101-150	RPI 150+			
3- 25	0- 0	0- 1	OVERALL	0- 7	0- 4	3- 13			
1- 11	0- 0	0- 0	HOME	0- 3	0- 2	1- 6			
2- 14	0- 0	0- 1	AWAY	0- 4	0- 2	2- 7			
0- 0	0- 0	0- 0	NEUTRAL	0- 0	0- 0	0- 0			
1- 9	0- 0	0- 1	NON-CONFERENCE	0- 3	0- 0	1- 5			
0- 3	0- 0	0- 0	HOME	0- 1	0- 0	0- 2			
1- 6	0- 0	0- 1	AWAY	0- 2	0- 0	1- 3			
0- 0	0- 0	0- 0	NEUTRAL	0- 0	0- 0	0- 0			
2- 16	0- 0	0- 0	CONFERENCE	0- 4	0- 4	2- 8			
1- 8	0- 0	0- 0	HOME	0- 2	0- 2	1- 4			
1- 8	0- 0	0- 0	AWAY	0- 2	0- 2	1- 4			
0- 0	0- 0	0- 0	NEUTRAL	0- 0	0- 0	0- 0			

RPI S	Opponent	Score	RPI S	Opponent	Score	RPI S	Opponent	Score	RPI S	Opponent	Score	Team's RPI: 333
43	A Michigan	62 95	53	H Miami (OH)	59 78	115	A Youngstown St.	45 91				
			72	A Green Bay	37 82	115	H Youngstown St.	59 85				
			72	H Green Bay	40 65	130	A IUPUI	47 82				
			74	A Wright St.	59 78	130	H IUPUI	41 58				
			74	H Wright St.	73 76	193	A Milwaukee	34 59				
			75	A Toledo	60 77	193	H Milwaukee	44 62				
			95	A Ohio St.	41 55	217	A Eastern Mich.	53 60				
						218	A Bowling Green	73 79				
						240	A Northern Ky.	56 68				
						240	H Northern Ky.	63 81				
						246	A Loyola Chicago	43 52				
						264	H Western Mich.	44 54				
						267	A Manhattan	58 56				
						281	A Cleveland St.	51 67				
						281	H Cleveland St.	49 67				
						308	A Oakland	67 74				
						308	H Oakland	65 76				
						317	H Omaha	42 51				
						340	A UIC	42 36				
						340	H UIC	62 45				
LAST 12 Division I GAMES:												
240	H Northern Ky.	63 81	308	H Oakland	65 76							
74	H Wright St.	73 76	115	A Youngstown St.	45 91							
72	A Green Bay	37 82	281	A Cleveland St.	51 67							
193	A Milwaukee	34 59	74	A Wright St.	59 78							
130	H IUPUI	41 58	240	A Northern Ky.	56 68							
340	H UIC	62 45	193	H Milwaukee	44 62							

Non-Div I Games: Mich.-Dearborn 68 60

Detroit Mercy

Loss, Non-Conf, S Site, H Home A Away N Neutral

Drake

Through Games Of March 8, 2019

Average RPI Win:	167	WON-LOST	WINNING	LAST 10	STRENGTH OF	OPP. STRENGTH	TEAM	ADJ.	CONF.	ADJ CONF.
Average RPI Loss:	24	RECORD	PCT. RANK	GAMES	SCHEDULE	OF SCHEDULE	RPI	RPI	RPI	RPI
DIV. I ONLY	23- 5	20	1- 0	52	86	17	17	13	13	
DIV. I NON-CONF.	7- 4	108	1- 0	7	2	12	12	15	15	
TOTALS	RPI 1-25	RPI 26-50	W-L RECORDS	RPI 51-100	RPI 101-150	RPI 150+				
23- 5	2- 3	1- 1	OVERALL	5- 1	3- 0	12- 0				
9- 2	0- 1	1- 0	HOME	1- 1	2- 0	5- 0				
12- 2	0- 1	0- 1	AWAY	4- 0	1- 0	7- 0				
2- 1	2- 1	0- 0	NEUTRAL	0- 0	0- 0	0- 0				
7- 4	2- 3	1- 1	NON-CONFERENCE	2- 0	1- 0	1- 0				
2- 1	0- 1	1- 0	HOME	0- 0	1- 0	0- 0				
3- 2	0- 1	0- 1	AWAY	2- 0	0- 0	1- 0				
2- 1	2- 1	0- 0	NEUTRAL	0- 0	0- 0	0- 0				
16- 1	0- 0	0- 0	CONFERENCE	3- 1	2- 0	11- 0				
7- 1	0- 0	0- 0	HOME	1- 1	1- 0	5- 0				
9- 0	0- 0	0- 0	AWAY	2- 0	1- 0	6- 0				
0- 0	0- 0	0- 0	NEUTRAL	0- 0	0- 0	0- 0				

RPI S	Opponent	Score	RPI S	Opponent	Score	RPI S	Opponent	Score	RPI S	Opponent	Score
1 N	Notre Dame	64 82	30 A	South Dakota St.	71 80	68 A	Missouri St.	70 61	134 H	CSUN	73 63
9 H	Iowa	82 91	37 H	South Dakota	76 64	68 H	Missouri St.	79 85	150 A	Southern Ill.	71 64
11 A	Iowa St.	81 86				78 A	UNI	88 64	150 H	Southern Ill.	94 66
19 N	South Carolina	90 85				78 H	UNI	76 61	155 A	Bradley	92 63
24 N	Rutgers	69 59				91 A	Nebraska	83 77	156 A	Illinois St.	82 64
						99 A	Creighton	85 69	156 H	Illinois St.	88 61
									225 A	Indiana St.	70 68
									225 H	Indiana St.	96 77
									230 A	Western Ill.	98 71
									246 A	Loyola Chicago	83 55
									246 H	Loyola Chicago	69 60
									311 A	Valparaiso	88 62
									311 H	Valparaiso	84 53
									328 A	Evansville	78 47
									328 H	Evansville	66 39
LAST 12 Division I GAMES:											
19 N	South Carolina	90 85	328 H	Evansville	66 39						
1 N	Notre Dame	64 82	78 H	UNI	76 61						
156 H	Illinois St.	88 61	246 A	Loyola Chicago	83 55						
68 A	Missouri St.	70 61	311 A	Valparaiso	88 62						
150 A	Southern Ill.	71 64	150 H	Southern Ill.	94 66						
225 H	Indiana St.	96 77	68 H	Missouri St.	79 85						

Non-Div I Games: Clarke 91 43

Drake

Loss, Non-Conf, S Site, H Home A Away N Neutral

Average RPI Win:	204	WON-LOST	WINNING	LAST 10	STRENGTH OF	OPP. STRENGTH	TEAM	ADJ.	CONF.	ADJ CONF.
Average RPI Loss:	72	RECORD	PCT. RANK	GAMES	SCHEDULE	OF SCHEDULE	RPI	RPI	RPI	RPI
DIV. I ONLY	21- 7	46	1- 0	116	142	70	70	10	10	
DIV. I NON-CONF.	8- 3	72	1- 0	128	259	85	85	10	10	
TOTALS	RPI 1-25	RPI 26-50	W-L RECORDS	RPI 51-100	RPI 101-150	RPI 150+				
21- 7	0- 0	1- 3	OVERALL	0- 2	6- 1	14- 1				
9- 5	0- 0	1- 2	HOME	0- 1	3- 1	5- 1				
11- 1	0- 0	0- 1	AWAY	0- 0	3- 0	8- 0				
1- 1	0- 0	0- 0	NEUTRAL	0- 1	0- 0	1- 0				
8- 3	0- 0	1- 1	NON-CONFERENCE	0- 2	0- 0	7- 0				
3- 2	0- 0	1- 1	HOME	0- 1	0- 0	2- 0				
4- 0	0- 0	0- 0	AWAY	0- 0	0- 0	4- 0				
1- 1	0- 0	0- 0	NEUTRAL	0- 1	0- 0	1- 0				
13- 4	0- 0	0- 2	CONFERENCE	0- 0	6- 1	7- 1				
6- 3	0- 0	0- 1	HOME	0- 0	3- 1	3- 1				
7- 1	0- 0	0- 1	AWAY	0- 0	3- 0	4- 0				
0- 0	0- 0	0- 0	NEUTRAL	0- 0	0- 0	0- 0				

RPI S	Opponent	Score	RPI S	Opponent	Score	RPI S	Opponent	Score	RPI S	Opponent	Score
26	A James Madison	47 58	26	H James Madison	35 51	41	H Bucknell	64 42	56	H Penn	39 55
44	H Quinnipiac	52 56				74	N Wright St.	63 71	101	A Northeastern	61 59
Team's RPI: 70											
LAST 12 Division I GAMES:											
275	A Vermont	60 44	101	H Northeastern	76 45	245	H Hofstra	62 39	117	A UNCW	65 53
26	A James Madison	47 58	131	H Delaware	58 41	159	A William & Mary	62 58	117	H UNCW	67 55
219	H Elon	68 45	219	A Elon	59 44	276	N Siena	51 39	120	H Towson	54 55
159	H William & Mary	72 77	286	A La Salle	58 43	297	A Col. of Charleston	65 42	131	H Delaware	58 41
297	A Col. of Charleston	65 42	297	H Col. of Charleston	76 53				159	A William & Mary	62 58
117	A UNCW	65 53							219	H Elon	68 45
									232	H Saint Joseph's	51 34
									245	A Hofstra	61 49
									245	H Hofstra	62 39
									247	H Gardner-Webb	65 48
									267	A Manhattan	53 39
									271	A Richmond	58 35
									275	A Vermont	60 44

Non-Div I Games:

Drexel

Average RPI Win:	127	WON-LOST	WINNING	LAST 10	STRENGTH OF	OPP. STRENGTH	TEAM	ADJ.	CONF.	ADJ CONF.
Average RPI Loss:	49	RECORD	PCT. RANK	GAMES	SCHEDULE	OF SCHEDULE	RPI	RPI	RPI	RPI
DIV. I ONLY	15- 15	170	1- 0	31	4	80	80	1	1	
DIV. I NON-CONF.	8- 4	91	0- 0	74	53	50	50	1	1	
TOTALS	RPI 1-25	RPI 26-50	W-L RECORDS	RPI 51-100	RPI 101-150	RPI 150+				
15- 15	0- 8	3- 1	OVERALL	2- 3	5- 3	5- 0				
9- 4	0- 3	2- 0	HOME	1- 1	3- 0	3- 0				
4- 8	0- 4	1- 0	AWAY	1- 2	1- 2	1- 0				
2- 3	0- 1	0- 1	NEUTRAL	0- 0	1- 1	1- 0				
8- 4	0- 1	0- 1	NON-CONFERENCE	2- 0	1- 2	5- 0				
5- 0	0- 0	0- 0	HOME	1- 0	1- 0	3- 0				
2- 2	0- 1	0- 0	AWAY	1- 0	0- 1	1- 0				
1- 2	0- 0	0- 1	NEUTRAL	0- 0	0- 1	1- 0				
7- 11	0- 7	3- 0	CONFERENCE	0- 3	4- 1	0- 0				
4- 4	0- 3	2- 0	HOME	0- 1	2- 0	0- 0				
2- 6	0- 3	1- 0	AWAY	0- 2	1- 1	0- 0				
1- 1	0- 1	0- 0	NEUTRAL	0- 0	1- 0	0- 0				

RPI	S	Opponent	Score	RPI	S	Opponent	Score	RPI	S	Opponent	Score	RPI	S	Opponent	Score
1	A	Notre Dame	61 89	27	N	Missouri	54 62	59	A	Maine	66 63	116	A	Northwestern	58 84
3	H	Louisville	51 73	38	A	North Carolina	85 69	62	A	Georgia Tech	64 70	122	H	Marist	64 56
7	A	NC State	51 63	38	H	North Carolina	62 44	63	H	FGCU	57 41	124	H	Pittsburgh	74 55
10	H	Syracuse	55 64	50	H	Clemson	63 59	65	H	Virginia Tech	57 64	124	N	Pittsburgh	86 64
18	H	Miami (FL)	50 58					94	A	Virginia	47 53	129	A	Boston College	90 92
20	A	Florida St.	62 66									138	N	Washington	64 71
20	N	Florida St.	41 51									146	A	Wake Forest	55 44
25	A	Oregon St.	57 71									146	H	Wake Forest	66 52
												180	A	Wisconsin	60 53
												194	H	East Carolina	83 66
												198	H	UNLV	66 38
												200	N	Ball St.	79 62
												219	H	Elon	81 64
LAST 12 Division I GAMES:															
124	N	Pittsburgh	86 64	146	A	Wake Forest	55 44	1	A	Notre Dame	61 89				
20	N	Florida St.	41 51	65	H	Virginia Tech	57 64	94	A	Virginia	47 53				
27	N	Missouri	54 62	38	A	North Carolina	85 69	124	H	Pittsburgh	74 55				
200	N	Ball St.	79 62												
38	H	North Carolina	62 44												
50	H	Clemson	63 59												

Non-Div I Games:

Duke

Average RPI Win:	209	WON-LOST	WINNING	LAST 10	STRENGTH OF	OPP. STRENGTH	TEAM	ADJ.	CONF.	ADJ CONF.
Average RPI Loss:	111	RECORD	PCT. RANK	GAMES	SCHEDULE	OF SCHEDULE	RPI	RPI	RPI	RPI
DIV. I ONLY	19- 12	113	1- 0	196	101	133	133	17	17	
DIV. I NON-CONF.	6- 7	172	0- 0	97	11	119	119	16	16	
TOTALS	RPI 1-25	RPI 26-50	W-L RECORDS	RPI 51-100	RPI 101-150	RPI 150+				
19- 12	0- 2	0- 1	OVERALL	2- 3	2- 1	15- 5				
9- 5	0- 1	0- 0	HOME	1- 0	1- 1	7- 3				
9- 5	0- 0	0- 1	AWAY	1- 3	1- 0	7- 1				
1- 2	0- 1	0- 0	NEUTRAL	0- 0	0- 0	1- 1				
6- 7	0- 2	0- 1	NON-CONFERENCE	1- 2	1- 1	4- 1				
3- 2	0- 1	0- 0	HOME	0- 0	0- 1	3- 0				
3- 3	0- 0	0- 1	AWAY	1- 2	1- 0	1- 0				
0- 2	0- 1	0- 0	NEUTRAL	0- 0	0- 0	0- 1				
13- 5	0- 0	0- 0	CONFERENCE	1- 1	1- 0	11- 4				
6- 3	0- 0	0- 0	HOME	1- 0	1- 0	4- 3				
6- 2	0- 0	0- 0	AWAY	0- 1	0- 0	6- 1				
1- 0	0- 0	0- 0	NEUTRAL	0- 0	0- 0	1- 0				

RPI 1-25				RPI 26-50				RPI 51-100				RPI 101+ Team's RPI: 133			
RPI	S	Opponent	Score	RPI	S	Opponent	Score	RPI	S	Opponent	Score	RPI	S	Opponent	Score
10	N	Syracuse	71 87	29	A	Texas	41 78	51	A	TCU	48 61	110	H	Dayton	85 57
15	H	UCF	63 71					75	A	Toledo	52 65	124	H	Pittsburgh	58 66
								83	A	Kent St.	77 72	145	A	Penn St.	64 58
								93	H	VCU	71 68	154	H	Davidson	47 62
								97	A	Fordham	46 57	166	H	Temple	54 53
												178	H	Saint Louis	63 67
												178	N	Saint Louis	72 51
												187	N	Liberty	51 55
												203	A	Massachusetts	66 69
												209	A	Saint Francis (PA)	93 73
												212	A	George Washington	64 53
												212	H	George Washington	54 55
												222	A	George Mason	60 57
												232	A	Saint Joseph's	67 56
												232	H	Saint Joseph's	81 73
												243	H	ETSU	66 58
												244	H	Mt. St. Mary's	73 64
												260	A	Rhode Island	75 58
												260	H	Rhode Island	106 69
												263	A	St. Bonaventure	60 54
												263	H	St. Bonaventure	80 64
												271	H	Richmond	80 54
												286	A	La Salle	66 62
LAST 12 Division I GAMES:															
260	H	Rhode Island	106 69	260	A	Rhode Island	75 58								
178	N	Saint Louis	72 51	178	H	Saint Louis	63 67								
263	H	St. Bonaventure	80 64	110	H	Dayton	85 57								
212	A	George Washington	64 53	203	A	Massachusetts	66 69								
93	H	VCU	71 68	97	A	Fordham	46 57								
232	A	Saint Joseph's	67 56	212	H	George Washington	54 55								

Non-Div I Games:

Duquesne

■ Loss,
 ■ Non-Conf,
 ■ S Site,
 ■ Home
 ■ A Away
 N Neutral

**E
T
S
U**

ETSU

ETSU

Page 78

East Carolina

Through Games Of March 8, 2019

Average RPI Win:	242	WON-LOST	WINNING	LAST 10	STRENGTH OF	OPP. STRENGTH	TEAM	ADJ.	CONF.	ADJ CONF.
Average RPI Loss:	125	RECORD	PCT. RANK	GAMES	SCHEDULE	OF SCHEDULE	RPI	RPI	RPI	RPI
DIV. I ONLY	16- 14	157	1- 0	265	119	194	194	9	9	
DIV. I NON-CONF.	9- 4	85	0- 0	309	263	189	189	8	8	
TOTALS	RPI 1-25	RPI 26-50	W-L RECORDS	RPI 51-100	RPI 101-150	RPI 150+				
16- 14	0- 2	0- 0	OVERALL	0- 3	1- 3	15- 6				
11- 5	0- 1	0- 0	HOME	0- 1	1- 2	10- 1				
2- 9	0- 1	0- 0	AWAY	0- 2	0- 1	2- 5				
3- 0	0- 0	0- 0	NEUTRAL	0- 0	0- 0	3- 0				
9- 4	0- 0	0- 0	NON-CONFERENCE	0- 1	1- 2	8- 1				
7- 1	0- 0	0- 0	HOME	0- 0	1- 1	6- 0				
0- 3	0- 0	0- 0	AWAY	0- 1	0- 1	0- 1				
2- 0	0- 0	0- 0	NEUTRAL	0- 0	0- 0	2- 0				
7- 10	0- 2	0- 0	CONFERENCE	0- 2	0- 1	7- 5				
4- 4	0- 1	0- 0	HOME	0- 1	0- 1	4- 1				
2- 6	0- 1	0- 0	AWAY	0- 1	0- 0	2- 4				
1- 0	0- 0	0- 0	NEUTRAL	0- 0	0- 0	1- 0				

RPI S Opponent	Score	RPI S Opponent	Score	RPI S Opponent	Score	RPI S Opponent	Score	Team's RPI: 194
6 A UConn	55 118			73 H Cincinnati	57 68	107 A Charlotte	46 52	
15 H UCF	58 61			80 A Duke	66 83	117 H UNCW	68 71	
				100 A Houston	52 63	121 H South Fla.	50 63	
						146 H Wake Forest	70 61	
						159 A William & Mary	43 63	
						161 A Tulsa	64 60	
						161 H Tulsa	55 75	
						166 A Temple	62 84	
						168 A Tulane	57 68	
						168 H Tulane	63 61	
						187 H Liberty	66 63	
						207 H UMES	84 69	
						224 A Memphis	46 58	
						224 H Memphis	68 59	
						227 A SMU	64 54	
						227 H SMU	67 61	
						227 N SMU	50 48	
						228 H Monmouth	73 67	
						256 A Wichita St.	47 57	
						256 H Wichita St.	78 56	
						298 H Kennesaw St.	68 56	
						300 N South Carolina St.	71 63	
						334 H Grand Canyon	59 47	
						339 N Longwood	61 52	
						341 H USC Upstate	63 53	
LAST 12 Division I GAMES:								
227 N SMU	50 48	227 A SMU	64 54					
227 H SMU	67 61	224 H Memphis	68 59					
161 A Tulsa	64 60	6 A UConn	55 118					
73 H Cincinnati	57 68	168 H Tulane	63 61					
121 H South Fla.	50 63	256 A Wichita St.	47 57					
100 A Houston	52 63	166 A Temple	62 84					

Non-Div I Games:

East Carolina

Loss, Non-Conf, S Site, H Home A Away N Neutral

Average RPI Win:	247	WON-LOST	WINNING	LAST 10	STRENGTH OF	OPP. STRENGTH	TEAM	ADJ.	CONF.	ADJ CONF.
Average RPI Loss:	188	RECORD	PCT. RANK	GAMES	SCHEDULE	OF SCHEDULE	RPI	RPI	RPI	RPI
DIV. I ONLY	8- 18	271	0- 1	244	288	296	296	22	22	
DIV. I NON-CONF.	3- 5	227	0- 0	262	264	246	246	23	23	
TOTALS	RPI 1-25	RPI 26-50	W-L RECORDS	RPI 51-100	RPI 101-150	RPI 150+				
8- 18	0- 0	0- 0	OVERALL	0- 2	1- 6	7- 10				
6- 5	0- 0	0- 0	HOME	0- 0	1- 2	5- 3				
1- 13	0- 0	0- 0	AWAY	0- 2	0- 4	1- 7				
1- 0	0- 0	0- 0	NEUTRAL	0- 0	0- 0	1- 0				
3- 5	0- 0	0- 0	NON-CONFERENCE	0- 1	0- 2	3- 2				
2- 0	0- 0	0- 0	HOME	0- 0	0- 0	2- 0				
0- 5	0- 0	0- 0	AWAY	0- 1	0- 2	0- 2				
1- 0	0- 0	0- 0	NEUTRAL	0- 0	0- 0	1- 0				
5- 13	0- 0	0- 0	CONFERENCE	0- 1	1- 4	4- 8				
4- 5	0- 0	0- 0	HOME	0- 0	1- 2	3- 3				
1- 8	0- 0	0- 0	AWAY	0- 1	0- 2	1- 5				
0- 0	0- 0	0- 0	NEUTRAL	0- 0	0- 0	0- 0				

RPI S	Opponent	Score	RPI S	Opponent	Score	RPI S	Opponent	Score	RPI S	Opponent	Score	Team's RPI: 296
						54	A Belmont	57 98	111	A UT Martin	66 90	
						60	A Butler	37 72	111	H UT Martin	77 71	
									125	A Northern Ill.	59 78	
									132	H Morehead St.	57 67	
									148	A Tennessee Tech	88 99	
									148	H Tennessee Tech	51 68	
									150	A Southern Ill.	59 73	
									155	A Bradley	64 67	
									213	A Jacksonville St.	49 78	
									213	H Jacksonville St.	52 49	
									225	H Indiana St.	63 39	
									230	N Western Ill.	64 62	
									238	A SIUE	62 78	
									238	H SIUE	56 65	
									239	A Southeast Mo. St.	57 72	
									239	H Southeast Mo. St.	54 80	
									261	A Murray St.	51 60	
									261	H Murray St.	75 67	
									262	A Austin Peay	67 57	
									262	H Austin Peay	60 73	
									304	A Tennessee St.	66 70	
									311	A Valparaiso	60 62	
									332	H Eastern Ky.	80 60	
									338	H Purdue Fort Wayne	72 63	
LAST 12 Division I GAMES:												
			148	H Tennessee Tech	51 68		262	A Austin Peay	67 57			
			213	H Jacksonville St.	52 49		261	A Murray St.	51 60			
			304	A Tennessee St.	66 70		132	H Morehead St.	57 67			
			54	A Belmont	57 98		332	H Eastern Ky.	80 60			
			239	H Southeast Mo. St.	54 80		239	A Southeast Mo. St.	57 72			
			238	A SIUE	62 78		111	A UT Martin	66 90			

Non-Div I Games: Lincoln Christian 97 34 Eureka 104 48 Oakland City 102 43

Eastern Ill.

Average RPI Win:	0	WON-LOST	WINNING	LAST 10	STRENGTH OF	OPP. STRENGTH	TEAM	ADJ.	CONF.	ADJ CONF.
Average RPI Loss:	174	RECORD	PCT. RANK	GAMES	SCHEDULE	OF SCHEDULE	RPI	RPI	RPI	RPI
DIV. I ONLY	0- 27	351	0- 1	120	251	332	332	22	22	
DIV. I NON-CONF.	0- 9	336	0- 1	28	151	281	281	23	23	
TOTALS	RPI 1-25	RPI 26-50	W-L RECORDS	RPI 51-100	RPI 101-150	RPI 150+				
0- 27	0- 1	0- 1	OVERALL	0- 5	0- 5	0- 15				
0- 11	0- 0	0- 0	HOME	0- 1	0- 3	0- 7				
0- 14	0- 0	0- 1	AWAY	0- 3	0- 2	0- 8				
0- 2	0- 1	0- 0	NEUTRAL	0- 1	0- 0	0- 0				
0- 9	0- 1	0- 1	NON-CONFERENCE	0- 3	0- 0	0- 4				
0- 2	0- 0	0- 0	HOME	0- 0	0- 0	0- 2				
0- 5	0- 0	0- 1	AWAY	0- 2	0- 0	0- 2				
0- 2	0- 1	0- 0	NEUTRAL	0- 1	0- 0	0- 0				
0- 18	0- 0	0- 0	CONFERENCE	0- 2	0- 5	0- 11				
0- 9	0- 0	0- 0	HOME	0- 1	0- 3	0- 5				
0- 9	0- 0	0- 0	AWAY	0- 1	0- 2	0- 6				
0- 0	0- 0	0- 0	NEUTRAL	0- 0	0- 0	0- 0				

RPI S	Opponent	Score	RPI S	Opponent	Score	RPI S	Opponent	Score	RPI S	Opponent	Score	Team's RPI: 332
20 N	Florida St.	45 62	31 A	Ohio	60 100	53 A	Miami (OH)	44 60	111 H	UT Martin	61 87	
						54 A	Belmont	43 69	132 A	Morehead St.	52 68	
						54 H	Belmont	52 87	132 H	Morehead St.	61 64	
						69 A	West Virginia	29 78	148 A	Tennessee Tech	57 77	
						69 N	West Virginia	39 81	148 H	Tennessee Tech	68 81	
									151 A	Akron	54 63	
									178 H	Saint Louis	43 70	
									213 A	Jacksonville St.	64 69	
									213 H	Jacksonville St.	44 53	
									222 H	George Mason	75 91	
									238 A	SIUE	55 74	
									239 H	Southeast Mo. St.	42 52	
									261 A	Murray St.	63 81	
									261 H	Murray St.	63 76	
									262 A	Austin Peay	65 100	
									262 H	Austin Peay	60 80	
									264 A	Western Mich.	53 64	
									296 A	Eastern Ill.	60 80	
									304 A	Tennessee St.	38 60	
									304 H	Tennessee St.	31 57	
LAST 12 Division I GAMES:												
69 N	West Virginia	39 81	261 H	Murray St.	63 76							
132 H	Morehead St.	61 64	304 H	Tennessee St.	31 57							
262 H	Austin Peay	60 80	54 H	Belmont	52 87							
213 A	Jacksonville St.	64 69	238 A	SIUE	55 74							
148 A	Tennessee Tech	57 77	296 A	Eastern Ill.	60 80							
132 A	Morehead St.	52 68	148 H	Tennessee Tech	68 81							

Non-Div I Games: Brescia 70 41 Ky. Christian 90 35

Eastern Ky.

Loss, Non-Conf, S Site, H Home A Away N Neutral

Average RPI Win:	252	WON-LOST	WINNING	LAST 10	STRENGTH OF	OPP. STRENGTH	TEAM	ADJ.	CONF.	ADJ CONF.
Average RPI Loss:	100	RECORD	PCT. RANK	GAMES	SCHEDULE	OF SCHEDULE	RPI	RPI	RPI	RPI
DIV. I ONLY	11- 16	224	0- 1	183	111	217	217	8	8	
DIV. I NON-CONF.	6- 4	125	0- 0	343	251	261	261	9	9	
TOTALS	RPI 1-25	RPI 26-50	W-L RECORDS	RPI 51-100	RPI 101-150	RPI 150+				
11- 16	0- 1	0- 4	OVERALL	0- 6	0- 2	11- 3				
8- 5	0- 0	0- 2	HOME	0- 2	0- 1	8- 0				
3- 8	0- 0	0- 2	AWAY	0- 3	0- 1	3- 2				
0- 3	0- 1	0- 0	NEUTRAL	0- 1	0- 0	0- 1				
6- 4	0- 1	0- 0	NON-CONFERENCE	0- 1	0- 0	6- 2				
4- 0	0- 0	0- 0	HOME	0- 0	0- 0	4- 0				
2- 1	0- 0	0- 0	AWAY	0- 0	0- 0	2- 1				
0- 3	0- 1	0- 0	NEUTRAL	0- 1	0- 0	0- 1				
5- 12	0- 0	0- 4	CONFERENCE	0- 5	0- 2	5- 1				
4- 5	0- 0	0- 2	HOME	0- 2	0- 1	4- 0				
1- 7	0- 0	0- 2	AWAY	0- 3	0- 1	1- 1				
0- 0	0- 0	0- 0	NEUTRAL	0- 0	0- 0	0- 0				

RPI S	Opponent	Score	RPI S	Opponent	Score	RPI S	Opponent	Score	RPI S	Opponent	Score	Team's RPI: 217
11 N	Iowa St.	59 85	28 A	Central Mich.	61 71	53 A	Miami (OH)	58 63	125 A	Northern Ill.	60 70	
			28 H	Central Mich.	60 87	60 N	Butler	63 73	125 H	Northern Ill.	65 68	
			31 A	Ohio	44 85	75 A	Toledo	43 63	151 A	Akron	72 60	
			36 H	Buffalo	84 91	75 H	Toledo	67 70	151 H	Akron	67 60	
						83 A	Kent St.	64 71	156 H	Illinois St.	50 41	
						83 H	Kent St.	54 67	200 H	Ball St.	56 53	
									218 H	Bowling Green	81 74	
									220 A	Illinois	66 72	
									264 A	Western Mich.	68 71	
									264 H	Western Mich.	64 61	
									281 H	Cleveland St.	69 63	
									309 N	UNC Greensboro	44 49	
									333 H	Detroit Mercy	60 53	
									338 A	Purdue Fort Wayne	87 72	
									339 A	Longwood	64 45	
									340 H	UIC	52 38	
LAST 12 Division I GAMES:												
75 H	Toledo	67 70	83 H	Kent St.	54 67							
28 H	Central Mich.	60 87	75 A	Toledo	43 63							
125 A	Northern Ill.	60 70	53 A	Miami (OH)	58 63							
264 A	Western Mich.	68 71	125 H	Northern Ill.	65 68							
151 H	Akron	67 60	28 A	Central Mich.	61 71							
200 H	Ball St.	56 53	218 H	Bowling Green	81 74							

Non-Div I Games: Northwood 53 39

Eastern Mich.

■ Loss,
■ Non-Conf,
■ S Site,
■ H Home
■ A Away
N Neutral

Average RPI Win:	215	WON-LOST	WINNING	LAST 10	STRENGTH OF	OPP. STRENGTH	TEAM	ADJ.	CONF.	ADJ CONF.
Average RPI Loss:	125	RECORD	PCT. RANK	GAMES	SCHEDULE	OF SCHEDULE	RPI	RPI	RPI	RPI
DIV. I ONLY	9- 18	261	0- 1	74	179	185	185	16	16	
DIV. I NON-CONF.	0- 8	336	0- 0	16	132	242	242	12	12	
TOTALS	RPI 1-25	RPI 26-50	W-L RECORDS	RPI 51-100	RPI 101-150	RPI 150+				
9- 18	0- 2	0- 2	OVERALL	0- 3	2- 7	7- 4				
3- 9	0- 1	0- 0	HOME	0- 2	0- 5	3- 1				
6- 7	0- 0	0- 2	AWAY	0- 1	2- 2	4- 2				
0- 2	0- 1	0- 0	NEUTRAL	0- 0	0- 0	0- 1				
0- 8	0- 2	0- 2	NON-CONFERENCE	0- 1	0- 1	0- 2				
0- 3	0- 1	0- 0	HOME	0- 1	0- 1	0- 0				
0- 3	0- 0	0- 2	AWAY	0- 0	0- 0	0- 1				
0- 2	0- 1	0- 0	NEUTRAL	0- 0	0- 0	0- 1				
9- 10	0- 0	0- 0	CONFERENCE	0- 2	2- 6	7- 2				
3- 6	0- 0	0- 0	HOME	0- 1	0- 4	3- 1				
6- 4	0- 0	0- 0	AWAY	0- 1	2- 2	4- 1				
0- 0	0- 0	0- 0	NEUTRAL	0- 0	0- 0	0- 0				

RPI 1-25				RPI 26-50				RPI 51-100				RPI 101+ Team's RPI: 185			
RPI	S	Opponent	Score	RPI	S	Opponent	Score	RPI	S	Opponent	Score	RPI	S	Opponent	Score
13	H	Gonzaga	51 63	35	A	BYU	65 80	77	A	Idaho	68 84	108	A	Idaho St.	48 63
25	N	Oregon St.	45 93	49	A	Boise St.	55 67	77	H	Idaho	74 75	108	H	Idaho St.	45 74
								92	H	Utah	51 95	114	A	Northern Colo.	76 72
												114	H	Northern Colo.	62 67
												123	H	Fresno St.	58 68
												136	A	Portland St.	57 76
												136	H	Portland St.	64 76
												143	A	Montana St.	89 87
												143	H	Montana St.	47 61
												163	N	UC Riverside	45 57
												173	A	Montana	68 62
												173	H	Montana	67 64
												237	A	Northern Ariz.	64 62
												237	H	Northern Ariz.	81 76
												257	A	Sacramento St.	71 62
												257	H	Sacramento St.	70 73
												283	A	Southern Utah	63 73
												283	H	Southern Utah	80 66
												316	A	Cal Poly	55 59
												321	A	Weber St.	64 58
LAST 12 Division I GAMES:															
108	H	Idaho St.	45 74	114	A	Northern Colo.	76 72								
136	A	Portland St.	57 76	173	H	Montana	67 64								
257	A	Sacramento St.	71 62	143	H	Montana St.	47 61								
237	H	Northern Ariz.	81 76	237	A	Northern Ariz.	64 62								
283	H	Southern Utah	80 66	283	A	Southern Utah	63 73								
77	H	Idaho	74 75	257	H	Sacramento St.	70 73								

Non-Div I Games: Eastern Ore. 66 45

Eastern Wash.

■ Loss,
 ■ Non-Conf,
 ■ S Site,
 ■ Home
 ■ Away
 N Neutral

Average RPI Win:	246	WON-LOST	WINNING	LAST 10	STRENGTH OF	OPP. STRENGTH	TEAM	ADJ.	CONF.	ADJ CONF.
Average RPI Loss:	110	RECORD	PCT. RANK	GAMES	SCHEDULE	OF SCHEDULE	RPI	RPI	RPI	RPI
DIV. I ONLY	8- 19	278	1- 0	100	134	219	219	10	10	
DIV. I NON-CONF.	4- 6	212	0- 0	123	232	187	187	10	10	
TOTALS	RPI 1-25	RPI 26-50	W-L RECORDS	RPI 51-100	RPI 101-150	RPI 150+				
8- 19	0- 0	0- 4	OVERALL	0- 3	0- 9	8- 3				
4- 9	0- 0	0- 3	HOME	0- 1	0- 4	4- 1				
4- 10	0- 0	0- 1	AWAY	0- 2	0- 5	4- 2				
0- 0	0- 0	0- 0	NEUTRAL	0- 0	0- 0	0- 0				
4- 6	0- 0	0- 2	NON-CONFERENCE	0- 1	0- 2	4- 1				
2- 3	0- 0	0- 2	HOME	0- 0	0- 1	2- 0				
2- 3	0- 0	0- 0	AWAY	0- 1	0- 1	2- 1				
0- 0	0- 0	0- 0	NEUTRAL	0- 0	0- 0	0- 0				
4- 13	0- 0	0- 2	CONFERENCE	0- 2	0- 7	4- 2				
2- 6	0- 0	0- 1	HOME	0- 1	0- 3	2- 1				
2- 7	0- 0	0- 1	AWAY	0- 1	0- 4	2- 1				
0- 0	0- 0	0- 0	NEUTRAL	0- 0	0- 0	0- 0				

RPI 1-25				RPI 26-50				RPI 51-100				RPI 101+				Team's RPI: 219	
RPI	S	Opponent	Score	RPI	S	Opponent	Score	RPI	S	Opponent	Score	RPI	S	Opponent	Score		
				26	A	James Madison	30 82	70	A	Drexel	45 68	101	A	Northeastern	71 79		
				26	H	James Madison	46 74	70	H	Drexel	44 59	117	A	UNCW	51 76		
				38	H	North Carolina	69 100	80	A	Duke	64 81	117	H	UNCW	70 75		
				48	H	Auburn	44 96					120	A	Towson	58 59		
												120	H	Towson	50 59		
												122	H	Marist	57 61		
												131	A	Delaware	59 71		
												131	H	Delaware	63 74		
												149	A	Appalachian St.	62 65		
												154	H	Davidson	73 72		
												159	A	William & Mary	60 65		
												159	H	William & Mary	59 64		
												195	H	N.C. A&T	73 64		
												199	A	Hampton	77 62		
												245	A	Hofstra	77 64		
												245	H	Hofstra	55 52		
												297	A	Col. of Charleston	72 52		
												297	H	Col. of Charleston	76 68		
												299	A	Winthrop	57 58		
												335	A	N.C. Central	83 54		
LAST 12 Division I GAMES:																	
				245	H	Hofstra	55 52	297	A	Col. of Charleston	72 52						
				70	A	Drexel	45 68	117	A	UNCW	51 76						
				131	A	Delaware	59 71	131	H	Delaware	63 74						
				120	H	Towson	50 59	70	H	Drexel	44 59						
				26	H	James Madison	46 74	26	A	James Madison	30 82						
				159	H	William & Mary	59 64	120	A	Towson	58 59						

Non-Div I Games: Chowan 88 74

Elon

■ Loss,
 ■ Non-Conf,
 ■ S Site,
 ■ H Home
 ■ A Away
 N Neutral

Average RPI Win:	287	WON-LOST	WINNING	LAST 10	STRENGTH OF	OPP. STRENGTH	TEAM	ADJ.	CONF.	ADJ CONF.
Average RPI Loss:	174	RECORD	PCT. RANK	GAMES	SCHEDULE	OF SCHEDULE	RPI	RPI	RPI	RPI
DIV. I ONLY	4- 24	336	0- 1	233	241	328	328	13	13	
DIV. I NON-CONF.	2- 9	297	0- 0	330	339	345	345	15	15	
TOTALS	RPI 1-25	RPI 26-50	W-L RECORDS	RPI 51-100	RPI 101-150	RPI 150+				
4- 24	0- 2	0- 0	OVERALL	0- 4	0- 3	4- 15				
2- 11	0- 1	0- 0	HOME	0- 2	0- 0	2- 8				
2- 13	0- 1	0- 0	AWAY	0- 2	0- 3	2- 7				
0- 0	0- 0	0- 0	NEUTRAL	0- 0	0- 0	0- 0				
2- 9	0- 0	0- 0	NON-CONFERENCE	0- 0	0- 2	2- 7				
1- 4	0- 0	0- 0	HOME	0- 0	0- 0	1- 4				
1- 5	0- 0	0- 0	AWAY	0- 0	0- 2	1- 3				
0- 0	0- 0	0- 0	NEUTRAL	0- 0	0- 0	0- 0				
2- 15	0- 2	0- 0	CONFERENCE	0- 4	0- 1	2- 8				
1- 7	0- 1	0- 0	HOME	0- 2	0- 0	1- 4				
1- 8	0- 1	0- 0	AWAY	0- 2	0- 1	1- 4				
0- 0	0- 0	0- 0	NEUTRAL	0- 0	0- 0	0- 0				

RPI 1-25				RPI 26-50				RPI 51-100				RPI 101+ Team's RPI: 328			
RPI	S	Opponent	Score	RPI	S	Opponent	Score	RPI	S	Opponent	Score	RPI	S	Opponent	Score
17	A	Drake	39 66					68	A	Missouri St.	66 88	110	A	Dayton	30 69
17	H	Drake	47 78					68	H	Missouri St.	46 88	132	A	Morehead St.	63 85
								78	A	UNI	46 95	150	A	Southern Ill.	47 67
								78	H	UNI	46 74	155	A	Bradley	63 81
												155	H	Bradley	68 75
												156	A	Illinois St.	59 82
												156	H	Illinois St.	61 72
												180	A	Wisconsin	60 96
												201	A	Marshall	65 72
												225	A	Indiana St.	59 56
												225	H	Indiana St.	69 76
												238	H	SIUE	45 54
												239	H	Southeast Mo. St.	50 54
												246	A	Loyola Chicago	56 61
												246	H	Loyola Chicago	51 71
												261	A	Murray St.	53 81
												262	H	Austin Peay	56 52
												311	A	Valparaiso	49 93
												311	H	Valparaiso	77 65
												338	H	Purdue Fort Wayne	66 72
												340	H	UIC	54 62
												349	A	Chicago St.	67 58
LAST 12 Division I GAMES:															
				68	H	Missouri St.	46 88					155	A	Bradley	63 81
				225	A	Indiana St.	59 56					156	A	Illinois St.	59 82
				78	A	UNI	46 95					225	H	Indiana St.	69 76
				17	A	Drake	39 66					17	H	Drake	47 78
				246	H	Loyola Chicago	51 71					78	H	UNI	46 74
				311	H	Valparaiso	77 65					311	A	Valparaiso	49 93

Non-Div I Games:

Evansville

Average RPI Win:	238	WON-LOST	WINNING	LAST 10	STRENGTH OF	OPP. STRENGTH	TEAM	ADJ.	CONF.	ADJ CONF.
Average RPI Loss:	54	RECORD	PCT. RANK	GAMES	SCHEDULE	OF SCHEDULE	RPI	RPI	RPI	RPI
DIV. I ONLY	24- 4	12	1- 0	228	223	63	63	24	24	
DIV. I NON-CONF.	7- 4	108	0- 0	85	70	73	73	26	26	
TOTALS	RPI 1-25	RPI 26-50	W-L RECORDS	RPI 51-100	RPI 101-150	RPI 150+				
24- 4	0- 1	0- 1	OVERALL	2- 1	1- 1	21- 0				
13- 1	0- 0	0- 0	HOME	1- 0	1- 1	11- 0				
10- 2	0- 0	0- 1	AWAY	0- 1	0- 0	10- 0				
1- 1	0- 1	0- 0	NEUTRAL	1- 0	0- 0	0- 0				
7- 4	0- 1	0- 1	NON-CONFERENCE	2- 1	1- 1	4- 0				
4- 1	0- 0	0- 0	HOME	1- 0	1- 1	2- 0				
2- 2	0- 0	0- 1	AWAY	0- 1	0- 0	2- 0				
1- 1	0- 1	0- 0	NEUTRAL	1- 0	0- 0	0- 0				
17- 0	0- 0	0- 0	CONFERENCE	0- 0	0- 0	17- 0				
9- 0	0- 0	0- 0	HOME	0- 0	0- 0	9- 0				
8- 0	0- 0	0- 0	AWAY	0- 0	0- 0	8- 0				
0- 0	0- 0	0- 0	NEUTRAL	0- 0	0- 0	0- 0				

RPI 1-25				RPI 26-50				RPI 51-100				Team's RPI: 63		RPI 101+			
RPI	S	Opponent	Score	RPI	S	Opponent	Score	RPI	S	Opponent	Score			RPI	S	Opponent	Score
4	N	Stanford	65 88	30	A	South Dakota St.	62 80	75	N	American	90 71			102	H	UAB	60 62
								80	A	Duke	41 57			141	H	Abilene Christian	81 65
								100	H	Houston	76 71			187	A	Liberty	65 64
														187	H	Liberty	68 50
														197	A	North Ala.	68 52
														197	H	North Ala.	76 51
														208	A	Stetson	73 40
														208	H	Stetson	61 42
														209	A	Saint Francis (PA)	83 69
														215	A	Hawaii	73 67
														231	A	North Florida	105 66
														231	H	North Florida	80 48
														233	A	Jacksonville	68 62
														233	H	Jacksonville	82 58
														298	A	Kennesaw St.	69 46
														298	H	Kennesaw St.	79 48
														314	H	FIU	100 58
														319	H	Coppin St.	93 61
														322	A	NJIT	67 35
														322	H	NJIT	61 42
														322	H	NJIT	58 45
														329	A	Lipscomb	80 46
														329	H	Lipscomb	82 40
LAST 12 Division I GAMES:																	
				322	H	NJIT	58 45					322	H	NJIT	61 42		
				208	H	Stetson	61 42					187	A	Liberty	65 64		
				233	A	Jacksonville	68 62					197	H	North Ala.	76 51		
				298	H	Kennesaw St.	79 48					233	H	Jacksonville	82 58		
				329	A	Lipscomb	80 46					322	A	NJIT	67 35		
				208	A	Stetson	73 40					231	H	North Florida	80 48		

Non-Div I Games: Fla. Memorial 99 68 Johnson & Wales (FI109 64

FGCU

■ Loss,
 ■ Non-Conf,
 ■ S Site,
 ■ Home
 ■ A Away
 N Neutral

Average RPI Win:	322	WON-LOST	WINNING	LAST 10	STRENGTH OF	OPP. STRENGTH	TEAM	ADJ.	CONF.	ADJ CONF.
Average RPI Loss:	155	RECORD	PCT. RANK	GAMES	SCHEDULE	OF SCHEDULE	RPI	RPI	RPI	RPI
DIV. I ONLY	5- 23	326	0- 1	171	250	314	314	14	14	
DIV. I NON-CONF.	3- 9	271	0- 1	164	347	311	311	17	17	
TOTALS	RPI 1-25	RPI 26-50	W-L RECORDS	RPI 51-100	RPI 101-150	RPI 150+				
5- 23	0- 1	0- 1	OVERALL	0- 3	0- 6	5- 12				
5- 12	0- 1	0- 0	HOME	0- 1	0- 5	5- 5				
0- 11	0- 0	0- 1	AWAY	0- 2	0- 1	0- 7				
0- 0	0- 0	0- 0	NEUTRAL	0- 0	0- 0	0- 0				
3- 9	0- 1	0- 0	NON-CONFERENCE	0- 1	0- 2	3- 5				
3- 6	0- 1	0- 0	HOME	0- 0	0- 2	3- 3				
0- 3	0- 0	0- 0	AWAY	0- 1	0- 0	0- 2				
0- 0	0- 0	0- 0	NEUTRAL	0- 0	0- 0	0- 0				
2- 14	0- 0	0- 1	CONFERENCE	0- 2	0- 4	2- 7				
2- 6	0- 0	0- 0	HOME	0- 1	0- 3	2- 2				
0- 8	0- 0	0- 1	AWAY	0- 1	0- 1	0- 5				
0- 0	0- 0	0- 0	NEUTRAL	0- 0	0- 0	0- 0				

RPI 1-25				RPI 26-50				RPI 51-100				RPI 101+				Team's RPI: 314	
RPI	S	Opponent	Score	RPI	S	Opponent	Score	RPI	S	Opponent	Score	RPI	S	Opponent	Score		
18	H	Miami (FL)	43 94	34	A	Rice	44 76	63	A	FGCU	58 100	102	H	UAB	59 83		
								66	H	Middle Tenn.	43 49	103	H	South Alabama	77 84		
								96	A	Old Dominion	68 95	105	H	Western Ky.	82 94		
												107	A	Charlotte	54 69		
												107	H	Charlotte	53 62		
												135	H	Georgia St.	61 67		
												169	A	Louisiana Tech	72 90		
												184	A	Southern Miss.	57 71		
												192	A	North Texas	50 75		
												201	A	Marshall	42 87		
												201	H	Marshall	58 86		
												205	H	Campbell	54 59		
												221	H	Howard	62 89		
												223	A	Bethune-Cookman	57 68		
												231	A	North Florida	53 62		
												233	H	Jacksonville	62 73		
												269	H	UTEP	55 60		
												303	H	UTSA	51 40		
												305	H	Morgan St.	59 50		
												307	A	Fla. Atlantic	55 77		
												307	H	Fla. Atlantic	56 49		
												346	H	Florida A&M	77 54		
												351	H	Alcorn	75 40		
LAST 12 Division I GAMES:																	
103	H	South Alabama	77 84	34	A	Rice	44 76	269	H	UTEP	55 60						
205	H	Campbell	54 59	303	H	UTSA	51 40	169	A	Louisiana Tech	72 90						
201	A	Marshall	42 87	184	A	Southern Miss.	57 71	307	A	Fla. Atlantic	55 77						
107	H	Charlotte	53 62														
307	H	Fla. Atlantic	56 49														
192	A	North Texas	50 75														

Non-Div I Games: Palm Beach Atl. 63 66

FIU

Loss, Non-Conf, S Site, H Home A Away N Neutral

Fairfield

Through Games Of March 8, 2019

Average RPI Win:	300	WON-LOST	WINNING	LAST 10	STRENGTH OF	OPP. STRENGTH	TEAM	ADJ.	CONF.	ADJ CONF.
Average RPI Loss:	174	RECORD	PCT. RANK	GAMES	SCHEDULE	OF SCHEDULE	RPI	RPI	RPI	RPI
DIV. I ONLY	11- 20	257	1- 1	281	295	284	284	26	26	
DIV. I NON-CONF.	3- 8	267	0- 0	297	302	313	313	27	27	
TOTALS	RPI 1-25	RPI 26-50	W-L RECORDS	RPI 51-100	RPI 101-150	RPI 150+				
11- 20	0- 0	0- 4	OVERALL	0- 0	0- 3	11- 13				
5- 7	0- 0	0- 1	HOME	0- 0	0- 2	5- 4				
4- 9	0- 0	0- 1	AWAY	0- 0	0- 1	4- 7				
2- 4	0- 0	0- 2	NEUTRAL	0- 0	0- 0	2- 2				
3- 8	0- 0	0- 1	NON-CONFERENCE	0- 0	0- 1	3- 6				
1- 2	0- 0	0- 0	HOME	0- 0	0- 1	1- 1				
1- 3	0- 0	0- 0	AWAY	0- 0	0- 0	1- 3				
1- 3	0- 0	0- 1	NEUTRAL	0- 0	0- 0	1- 2				
8- 12	0- 0	0- 3	CONFERENCE	0- 0	0- 2	8- 7				
4- 5	0- 0	0- 1	HOME	0- 0	0- 1	4- 3				
3- 6	0- 0	0- 1	AWAY	0- 0	0- 1	3- 4				
1- 1	0- 0	0- 1	NEUTRAL	0- 0	0- 0	1- 0				

RPI S	Opponent	Score	RPI S	Opponent	Score	RPI S	Opponent	Score	RPI S	Opponent	Score	Team's RPI: 284
			41 N	Bucknell	54 77				101 H	Northeastern	50 59	
			44 A	Quinnipiac	36 81				122 A	Marist	44 85	
			44 H	Quinnipiac	40 48				122 H	Marist	46 56	
			44 N	Quinnipiac	48 63				159 H	William & Mary	54 60	
									171 A	Rider	59 62	
									171 H	Rider	53 60	
									191 N	Furman	70 77	
									196 A	Dartmouth	46 59	
									202 A	Xavier	35 48	
									203 N	Massachusetts	49 59	
									228 H	Monmouth	63 73	
									267 A	Manhattan	41 47	
									268 A	Niagara	68 71	
									268 H	Niagara	55 54	
									268 N	Niagara	74 69	
									271 A	Richmond	58 40	
									276 A	Siena	66 40	
									276 H	Siena	59 55	
									280 A	Canisius	50 53	
									280 H	Canisius	72 65	
									288 A	Brown	49 68	
									313 A	Iona	55 42	
									313 H	Iona	67 56	
									340 N	UIC	68 60	
									347 A	Saint Peter's	69 61	
									347 H	Saint Peter's	65 68	
LAST 12 Division I GAMES:												
			268 N	Niagara	74 69	44 H	Quinnipiac	40 48				
			44 N	Quinnipiac	48 63	276 A	Siena	66 40				
			171 H	Rider	53 60	268 H	Niagara	55 54				
			313 H	Iona	67 56	280 H	Canisius	72 65				
			347 A	Saint Peter's	69 61	228 H	Monmouth	63 73				
			122 A	Marist	44 85	267 A	Manhattan	41 47				

Non-Div I Games:

Fairfield

■ Loss,
 ■ Non-Conf,
 ■ S Site,
 ■ Home
 ■ A Away
 N Neutral

RPI	S	Opponent	Score
350	H	LIU Brooklyn	71 43

F
a
i
r
f
i
e
l
d

F
a
i
r
f
i
e
l
d

Fairfield

Average RPI Win: 328		WON-LOST	WINNING	LAST 10	STRENGTH OF	OPP. STRENGTH	TEAM	ADJ.	CONF.	ADJ CONF.
Average RPI Loss: 244		RECORD	PCT. RANK	GAMES	SCHEDULE	OF SCHEDULE	RPI	RPI	RPI	RPI
DIV. I ONLY		6- 21	307	1- 0	345	351	344	344	31	31
DIV. I NON-CONF.		1- 8	322	0- 0	337	349	351	351	31	31
TOTALS		RPI 1-25	RPI 26-50	W-L RECORDS	RPI 51-100	RPI 101-150	RPI 150+			
6- 21	0- 0		0- 0	OVERALL	0- 0	0- 1	6- 20			
4- 8	0- 0		0- 0	HOME	0- 0	0- 0	4- 8			
2- 13	0- 0		0- 0	AWAY	0- 0	0- 1	2- 12			
0- 0	0- 0		0- 0	NEUTRAL	0- 0	0- 0	0- 0			
1- 8	0- 0		0- 0	NON-CONFERENCE	0- 0	0- 1	1- 7			
1- 2	0- 0		0- 0	HOME	0- 0	0- 0	1- 2			
0- 6	0- 0		0- 0	AWAY	0- 0	0- 1	0- 5			
0- 0	0- 0		0- 0	NEUTRAL	0- 0	0- 0	0- 0			
5- 13	0- 0		0- 0	CONFERENCE	0- 0	0- 0	5- 13			
3- 6	0- 0		0- 0	HOME	0- 0	0- 0	3- 6			
2- 7	0- 0		0- 0	AWAY	0- 0	0- 0	2- 7			
0- 0	0- 0		0- 0	NEUTRAL	0- 0	0- 0	0- 0			

RPI 1-25				RPI 26-50				RPI 51-100				RPI 101+				Team's RPI: 344	
RPI	S	Opponent	Score	RPI	S	Opponent	Score	RPI	S	Opponent	Score	RPI	S	Opponent	Score		
												137	A	Stony Brook	49	63	
												176	A	Robert Morris	49	71	
												176	H	Robert Morris	43	63	
												182	A	Sacred Heart	62	68	
												182	H	Sacred Heart	63	82	
												209	A	Saint Francis (PA)	64	75	
												209	H	Saint Francis (PA)	65	77	
												221	H	Howard	58	79	
												236	A	St. Francis Brooklyn	61	73	
												236	H	St. Francis Brooklyn	53	64	
												244	A	Mt. St. Mary's	57	62	
												244	H	Mt. St. Mary's	47	63	
												248	A	Colgate	52	71	
												254	A	Binghamton	54	73	
												278	A	Army West Point	40	62	
												291	A	Air Force	37	85	
												294	A	Bryant	48	68	
												294	H	Bryant	63	53	
												315	A	Wagner	59	71	
												315	H	Wagner	44	60	
LAST 12 Division I GAMES:																	
				350	H	LIU Brooklyn	68	49				209	H	Saint Francis (PA)	65	77	
				325	A	Central Conn. St.	66	63				182	A	Sacred Heart	62	68	
				244	A	Mt. St. Mary's	57	62				236	A	St. Francis Brooklyn	61	73	
				182	H	Sacred Heart	63	82				176	H	Robert Morris	43	63	
				315	H	Wagner	44	60				294	H	Bryant	63	53	
				294	A	Bryant	48	68				236	H	St. Francis Brooklyn	53	64	

Non-Div I Games:	Georgian Court	70	45	Rutgers-Newark	97	51
------------------	----------------	----	----	----------------	----	----

Fairleigh Dickinson

■ Loss, ■ Non-Conf, S Site, H Home A Away N Neutral

RPI	S	Opponent	Score
350	H	LIU Brooklyn	68 49

F
a
i
r
l
e
i
g
h
D
i
c
k
i
n
s
o
n

F
a
i
r
l
e
i
g
h
D
i
c
k
i
n
s
o
n

Fairleigh Dickinson

Fla. Atlantic

Through Games Of March 8, 2019

Average RPI Win:	299	WON-LOST	WINNING	LAST 10	STRENGTH OF	OPP. STRENGTH	TEAM	ADJ.	CONF.	ADJ CONF.
Average RPI Loss:	150	RECORD	PCT. RANK	GAMES	SCHEDULE	OF SCHEDULE	RPI	RPI	RPI	RPI
DIV. I ONLY	5- 24	330	0- 1	141	201	307	307	14	14	
DIV. I NON-CONF.	3- 10	278	0- 1	172	308	288	288	17	17	
TOTALS	RPI 1-25	RPI 26-50	W-L RECORDS	RPI 51-100	RPI 101-150	RPI 150+				
5- 24	0- 0	0- 2	OVERALL	0- 5	0- 4	5- 13				
4- 12	0- 0	0- 0	HOME	0- 2	0- 3	4- 7				
1- 12	0- 0	0- 2	AWAY	0- 3	0- 1	1- 6				
0- 0	0- 0	0- 0	NEUTRAL	0- 0	0- 0	0- 0				
3- 10	0- 0	0- 1	NON-CONFERENCE	0- 1	0- 1	3- 7				
2- 6	0- 0	0- 0	HOME	0- 0	0- 1	2- 5				
1- 4	0- 0	0- 1	AWAY	0- 1	0- 0	1- 2				
0- 0	0- 0	0- 0	NEUTRAL	0- 0	0- 0	0- 0				
2- 14	0- 0	0- 1	CONFERENCE	0- 4	0- 3	2- 6				
2- 6	0- 0	0- 0	HOME	0- 2	0- 2	2- 2				
0- 8	0- 0	0- 1	AWAY	0- 2	0- 1	0- 4				
0- 0	0- 0	0- 0	NEUTRAL	0- 0	0- 0	0- 0				

RPI 1-25				RPI 26-50				RPI 51-100				RPI 101+				Team's RPI: 307	
RPI	S	Opponent	Score	RPI	S	Opponent	Score	RPI	S	Opponent	Score	RPI	S	Opponent	Score		
				34	A	Rice	35 63	66	A	Middle Tenn.	48 74	102	H	UAB	64 89		
				40	A	Michigan St.	74 89	66	H	Middle Tenn.	55 74	105	H	Western Ky.	50 81		
								67	A	Little Rock	38 61	107	A	Charlotte	47 68		
								96	A	Old Dominion	53 87	135	H	Georgia St.	59 75		
								96	H	Old Dominion	64 68	155	H	Bradley	59 80		
												168	A	Tulane	45 88		
												169	A	Louisiana Tech	55 86		
												178	H	Saint Louis	61 93		
												184	A	Southern Miss.	45 67		
												191	A	Furman	57 73		
												192	A	North Texas	62 82		
												195	H	N.C. A&T	65 67		
												199	H	Hampton	68 72		
												201	H	Marshall	67 72		
												264	H	Western Mich.	59 69		
												269	H	UTEP	44 70		
												271	H	Richmond	69 55		
												276	A	Siena	70 66		
												303	H	UTSA	86 70		
												314	A	FIU	49 56		
												314	H	FIU	77 55		
												330	H	Lafayette	53 49		
LAST 12 Division I GAMES:																	
				178	H	Saint Louis	61 93	192	A	North Texas	62 82						
				155	H	Bradley	59 80	303	H	UTSA	86 70						
				96	H	Old Dominion	64 68	269	H	UTEP	44 70						
				66	A	Middle Tenn.	48 74	184	A	Southern Miss.	45 67						
				314	A	FIU	49 56	169	A	Louisiana Tech	55 86						
				34	A	Rice	35 63	314	H	FIU	77 55						

Non-Div I Games:

Fla. Atlantic

Loss, Non-Conf, S Site, H Home A Away N Neutral

Average RPI Win:	204	WON-LOST	WINNING	LAST 10	STRENGTH OF	OPP. STRENGTH	TEAM	ADJ.	CONF.	ADJ CONF.
Average RPI Loss:	89	RECORD	PCT. RANK	GAMES	SCHEDULE	OF SCHEDULE	RPI	RPI	RPI	RPI
DIV. I ONLY	8- 23	297	0- 1	60	68	214	214	5	5	
DIV. I NON-CONF.	4- 9	252	0- 0	136	182	257	257	5	5	
TOTALS	RPI 1-25	RPI 26-50	W-L RECORDS	RPI 51-100	RPI 101-150	RPI 150+				
8- 23	0- 6	1- 3	OVERALL	0- 5	1- 5	6- 4				
6- 9	0- 3	1- 1	HOME	0- 1	1- 3	4- 1				
1- 12	0- 3	0- 1	AWAY	0- 3	0- 2	1- 3				
1- 2	0- 0	0- 1	NEUTRAL	0- 1	0- 0	1- 0				
4- 9	0- 1	0- 1	NON-CONFERENCE	0- 2	1- 3	3- 2				
4- 3	0- 0	0- 0	HOME	0- 0	1- 2	3- 1				
0- 5	0- 1	0- 1	AWAY	0- 1	0- 1	0- 1				
0- 1	0- 0	0- 0	NEUTRAL	0- 1	0- 0	0- 0				
4- 14	0- 5	1- 2	CONFERENCE	0- 3	0- 2	3- 2				
2- 6	0- 3	1- 1	HOME	0- 1	0- 1	1- 0				
1- 7	0- 2	0- 0	AWAY	0- 2	0- 1	1- 2				
1- 1	0- 0	0- 1	NEUTRAL	0- 0	0- 0	1- 0				

RPI S	Opponent	Score	RPI S	Opponent	Score	RPI S	Opponent	Score	RPI S	Opponent	Score	Team's RPI: 214
8	H Mississippi St.	42 90	27	H Missouri	58 56	58	A Tennessee	50 67	101	H Northeastern	66 79	
16	H Texas A&M	62 80	27	N Missouri	56 87	81	H Arkansas	73 83	112	A Georgia	58 93	
19	A South Carolina	40 71	46	A Indiana	64 83	82	A LSU	51 69	112	H Georgia	57 69	
19	H South Carolina	77 96	48	H Auburn	56 64	92	N Utah	58 74	116	H Northwestern	74 83	
20	A Florida St.	56 63				95	A Ohio St.	41 46	140	A Mercer	82 92	
21	A Kentucky	51 62							144	H Texas Tech	72 67	
									158	A Alabama	67 74	
									158	H Alabama	57 55	
									198	A UNLV	53 56	
									204	A Vanderbilt	78 66	
									223	H Bethune-Cookman	64 53	
									235	A Ole Miss	66 76	
									235	N Ole Miss	64 57	
									247	H Gardner-Webb	58 60	
									292	H Charleston So.	70 60	
									346	H Florida A&M	62 38	
LAST 12 Division I GAMES:												
27	N Missouri	56 87	82	A LSU	51 69							
235	N Ole Miss	64 57	19	H South Carolina	77 96							
198	A UNLV	53 56	112	A Georgia	58 93							
204	A Vanderbilt	78 66	158	H Alabama	57 55							
112	H Georgia	57 69	21	A Kentucky	51 62							
16	H Texas A&M	62 80	58	A Tennessee	50 67							

Non-Div I Games:

Florida

■ Loss,
■ Non-Conf, S Site,
■ Home
■ Away
N Neutral

Florida A&M

Through Games Of March 8, 2019

Average RPI Win:	245	WON-LOST	WINNING	LAST 10	STRENGTH OF	OPP. STRENGTH	TEAM	ADJ.	CONF.	ADJ CONF.
Average RPI Loss:	236	RECORD	PCT. RANK	GAMES	SCHEDULE	OF SCHEDULE	RPI	RPI	RPI	RPI
DIV. I ONLY	3- 24	343	0- 1	310	339	346	346	32	32	
DIV. I NON-CONF.	1- 10	329	0- 1	266	170	340	340	32	32	
TOTALS	RPI 1-25	RPI 26-50	W-L RECORDS	RPI 51-100	RPI 101-150	RPI 150+				
3- 24	0- 1	0- 0	OVERALL	1- 1	0- 0	2- 22				
2- 8	0- 0	0- 0	HOME	1- 0	0- 0	1- 8				
1- 13	0- 1	0- 0	AWAY	0- 1	0- 0	1- 11				
0- 3	0- 0	0- 0	NEUTRAL	0- 0	0- 0	0- 3				
1- 10	0- 1	0- 0	NON-CONFERENCE	1- 1	0- 0	0- 8				
1- 1	0- 0	0- 0	HOME	1- 0	0- 0	0- 1				
0- 6	0- 1	0- 0	AWAY	0- 1	0- 0	0- 4				
0- 3	0- 0	0- 0	NEUTRAL	0- 0	0- 0	0- 3				
2- 14	0- 0	0- 0	CONFERENCE	0- 0	0- 0	2- 14				
1- 7	0- 0	0- 0	HOME	0- 0	0- 0	1- 7				
1- 7	0- 0	0- 0	AWAY	0- 0	0- 0	1- 7				
0- 0	0- 0	0- 0	NEUTRAL	0- 0	0- 0	0- 0				

RPI	S	Opponent	Score	RPI	S	Opponent	Score	RPI	S	Opponent	Score	RPI	S	Opponent	Score	Team's RPI: 346
18	A	Miami (FL)	54 103					53	H	Miami (OH)	57 56	168	N	Tulane	34 78	
								58	A	Tennessee	31 96	195	A	N.C. A&T	53 77	
												195	H	N.C. A&T	48 56	
												207	H	UMES	36 68	
												208	A	Stetson	44 69	
												213	H	Jacksonville St.	31 62	
												214	A	Florida	38 62	
												221	A	Howard	68 74	
												221	H	Howard	59 81	
												223	A	Bethune-Cookman	60 70	
												223	H	Bethune-Cookman	50 52	
												231	A	North Florida	53 64	
												264	N	Western Mich.	50 69	
												279	A	Norfolk St.	58 60	
												279	H	Norfolk St.	45 69	
												300	A	South Carolina St.	48 61	
												305	A	Morgan St.	71 75	
												314	A	FIU	54 77	
												317	N	Omaha	50 57	
												319	A	Coppin St.	53 73	
												335	H	N.C. Central	57 64	
												337	H	Delaware St.	57 52	
												345	A	Savannah St.	60 55	
												345	H	Savannah St.	50 54	
LAST 12 Division I GAMES:																
317	N	Omaha	50 57	279	H	Norfolk St.	45 69									
223	A	Bethune-Cookman	60 70	221	H	Howard	59 81									
195	A	N.C. A&T	53 77	335	H	N.C. Central	57 64									
223	H	Bethune-Cookman	50 52	195	H	N.C. A&T	48 56									
300	A	South Carolina St.	48 61	305	A	Morgan St.	71 75									
345	A	Savannah St.	60 55	319	A	Coppin St.	53 73									

Non-Div I Games: Edward Waters 70 64

Florida A&M

■ Loss,
 ■ Non-Conf,
 ■ S Site,
 ■ Home
 ■ A Away
 N Neutral

Average RPI Win:	121	WON-LOST	WINNING	LAST 10	STRENGTH OF	OPP. STRENGTH	TEAM	ADJ.	CONF.	ADJ CONF.
Average RPI Loss:	28	RECORD	PCT. RANK	GAMES	SCHEDULE	OF SCHEDULE	RPI	RPI	RPI	RPI
DIV. I ONLY	23- 8	48	0- 1	32	8	20	20	1	1	
DIV. I NON-CONF.	12- 1	11	0- 0	150	87	33	33	1	1	
TOTALS	RPI 1-25	RPI 26-50	W-L RECORDS	RPI 51-100	RPI 101-150	RPI 150+				
23- 8	3- 5	1- 2	OVERALL	7- 1	7- 0	5- 0				
12- 4	2- 2	0- 1	HOME	3- 1	4- 0	3- 0				
8- 3	0- 2	1- 1	AWAY	3- 0	3- 0	1- 0				
3- 1	1- 1	0- 0	NEUTRAL	1- 0	0- 0	1- 0				
12- 1	1- 0	0- 0	NON-CONFERENCE	2- 1	4- 0	5- 0				
7- 1	0- 0	0- 0	HOME	2- 1	2- 0	3- 0				
3- 0	0- 0	0- 0	AWAY	0- 0	2- 0	1- 0				
2- 0	1- 0	0- 0	NEUTRAL	0- 0	0- 0	1- 0				
11- 7	2- 5	1- 2	CONFERENCE	5- 0	3- 0	0- 0				
5- 3	2- 2	0- 1	HOME	1- 0	2- 0	0- 0				
5- 3	0- 2	1- 1	AWAY	3- 0	1- 0	0- 0				
1- 1	0- 1	0- 0	NEUTRAL	1- 0	0- 0	0- 0				

RPI	S	Opponent	Score
1	A	Notre Dame	70 97
3	H	Louisville	49 68
7	H	NC State	75 70
7	N	NC State	62 69
9	N	Iowa	71 67
10	H	Syracuse	88 94
18	A	Miami (FL)	54 64
18	H	Miami (FL)	62 58

RPI	S	Opponent	Score
38	A	North Carolina	64 63
50	A	Clemson	68 73
50	H	Clemson	45 57

RPI	S	Opponent	Score
62	A	Georgia Tech	64 55
65	A	Virginia Tech	56 54
80	H	Duke	66 62
80	N	Duke	51 41
82	H	LSU	45 58
89	H	Troy	103 67
94	A	Virginia	63 61
99	H	Creighton	71 52

RPI	S	Opponent	Score
118	A	St. John's (NY)	57 53
124	H	Pittsburgh	78 46
129	A	Boston College	91 71
135	H	Georgia St.	79 43
140	A	Mercer	57 56
145	H	Penn St.	87 58
146	H	Wake Forest	85 61
193	A	Milwaukee	87 62
214	H	Florida	63 56
231	H	North Florida	74 53
233	H	Jacksonville	79 46
332	N	Eastern Ky.	62 45

LAST 12 Division I GAMES:

7	N	NC State	62 69	124	H	Pittsburgh	78 46
80	N	Duke	51 41	50	A	Clemson	68 73
9	N	Iowa	71 67	1	A	Notre Dame	70 97
62	A	Georgia Tech	64 55	7	H	NC State	75 70
10	H	Syracuse	88 94	146	H	Wake Forest	85 61
18	A	Miami (FL)	54 64	18	H	Miami (FL)	62 58

Non-Div I Games:

Florida St.

Average RPI Win:	201	WON-LOST	WINNING	LAST 10	STRENGTH OF	OPP. STRENGTH	TEAM	ADJ.	CONF.	ADJ CONF.
Average RPI Loss:	103	RECORD	PCT. RANK	GAMES	SCHEDULE	OF SCHEDULE	RPI	RPI	RPI	RPI
DIV. I ONLY	23- 8	48	1- 0	221	109	97	97	17	17	
DIV. I NON-CONF.	9- 5	104	0- 0	227	23	131	131	16	16	
TOTALS	RPI 1-25	RPI 26-50	W-L RECORDS	RPI 51-100	RPI 101-150	RPI 150+				
23- 8	0- 0	0- 1	OVERALL	2- 2	4- 4	17- 1				
12- 3	0- 0	0- 0	HOME	2- 1	3- 1	7- 1				
8- 4	0- 0	0- 0	AWAY	0- 1	0- 3	8- 0				
3- 1	0- 0	0- 1	NEUTRAL	0- 0	1- 0	2- 0				
9- 5	0- 0	0- 1	NON-CONFERENCE	2- 1	2- 3	5- 0				
6- 1	0- 0	0- 0	HOME	2- 0	1- 1	3- 0				
1- 3	0- 0	0- 0	AWAY	0- 1	0- 2	1- 0				
2- 1	0- 0	0- 1	NEUTRAL	0- 0	1- 0	1- 0				
14- 3	0- 0	0- 0	CONFERENCE	0- 1	2- 1	12- 1				
6- 2	0- 0	0- 0	HOME	0- 1	2- 0	4- 1				
7- 1	0- 0	0- 0	AWAY	0- 0	0- 1	7- 0				
1- 0	0- 0	0- 0	NEUTRAL	0- 0	0- 0	1- 0				

RPI 1-25			RPI 26-50			RPI 51-100			Team's RPI: 97			RPI 101+			
RPI	S	Opponent	Score	RPI	S	Opponent	Score	RPI	S	Opponent	Score	RPI	S	Opponent	Score
				29	N	Texas	54 72	59	H	Maine	72 64	101	A	Northeastern	54 58
								66	H	Middle Tenn.	61 49	107	H	Charlotte	71 64
								71	A	Georgetown	38 58	110	A	Dayton	50 72
								93	H	VCU	44 47	110	H	Dayton	57 48
												124	A	Pittsburgh	62 65
												133	H	Duquesne	57 46
												138	N	Washington	65 57
												145	H	Penn St.	55 72
												154	A	Davidson	58 42
												154	H	Davidson	56 60
												178	A	Saint Louis	56 53
												178	H	Saint Louis	54 51
												200	N	Ball St.	78 70
												203	H	Massachusetts	76 64
												203	N	Massachusetts	73 62
												212	A	George Washington	50 38
												222	H	George Mason	64 53
												232	A	Saint Joseph's	51 41
												253	H	Columbia	68 49
												260	A	Rhode Island	56 38
												263	A	St. Bonaventure	53 44
												267	H	Manhattan	65 61
												271	H	Richmond	60 48
												286	A	La Salle	65 54
												313	A	Iona	57 40
												315	H	Wagner	80 59
LAST 12 Division I GAMES:															
				203	N	Massachusetts	73 62	203	H	Massachusetts	76 64				
				66	H	Middle Tenn.	61 49	263	A	St. Bonaventure	53 44				
				29	N	Texas	54 72	154	A	Davidson	58 42				
				138	N	Washington	65 57	222	H	George Mason	64 53				
				232	A	Saint Joseph's	51 41	178	H	Saint Louis	54 51				
				110	H	Dayton	57 48	133	H	Duquesne	57 46				

Non-Div I Games:

Fordham

■ Loss,
 ■ Non-Conf, S Site,
 ■ Home
 ■ Away
 N Neutral

Fresno St.

Through Games Of March 8, 2019

Average RPI Win:	200	WON-LOST	WINNING	LAST 10	STRENGTH OF	OPP. STRENGTH	TEAM	ADJ.	CONF.	ADJ CONF.
Average RPI Loss:	120	RECORD	PCT. RANK	GAMES	SCHEDULE	OF SCHEDULE	RPI	RPI	RPI	RPI
DIV. I ONLY	16- 11	121	0- 1	159	115	123	123	15	15	
DIV. I NON-CONF.	5- 4	139	0- 0	162	37	109	109	13	13	
TOTALS	RPI 1-25	RPI 26-50	W-L RECORDS	RPI 51-100	RPI 101-150	RPI 150+				
16- 11	0- 1	1- 4	OVERALL	2- 2	0- 0	13- 4				
9- 4	0- 0	1- 1	HOME	1- 1	0- 0	7- 2				
7- 7	0- 1	0- 3	AWAY	1- 1	0- 0	6- 2				
0- 0	0- 0	0- 0	NEUTRAL	0- 0	0- 0	0- 0				
5- 4	0- 1	0- 1	NON-CONFERENCE	1- 1	0- 0	4- 1				
4- 0	0- 0	0- 0	HOME	1- 0	0- 0	3- 0				
1- 4	0- 1	0- 1	AWAY	0- 1	0- 0	1- 1				
0- 0	0- 0	0- 0	NEUTRAL	0- 0	0- 0	0- 0				
11- 7	0- 0	1- 3	CONFERENCE	1- 1	0- 0	9- 3				
5- 4	0- 0	1- 1	HOME	0- 1	0- 0	4- 2				
6- 3	0- 0	0- 2	AWAY	1- 0	0- 0	5- 1				
0- 0	0- 0	0- 0	NEUTRAL	0- 0	0- 0	0- 0				

RPI S	Opponent	Score	RPI S	Opponent	Score	RPI S	Opponent	Score	RPI S	Opponent	Score	Team's RPI: 123
23	A Arizona St.	52 68	32	A UCLA	80 89	52	A Southern California	61 62	164	H Santa Clara	80 53	
			42	A New Mexico	73 82	61	A Wyoming	66 64	179	A Utah St.	64 53	
			42	H New Mexico	77 70	61	H Wyoming	56 63	179	H Utah St.	70 59	
			49	A Boise St.	76 83	79	H UT Arlington	70 61	185	A Eastern Wash.	68 58	
			49	H Boise St.	60 72				193	H Milwaukee	65 48	
									198	H UNLV	73 55	
									229	A San Diego St.	87 81	
									229	H San Diego St.	58 59	
									237	A Northern Ariz.	73 86	
									252	A Nevada	79 63	
									252	H Nevada	41 57	
									273	A Colorado St.	66 55	
									273	H Colorado St.	57 54	
									291	A Air Force	77 70	
									293	A San Jose St.	57 65	
									293	H San Jose St.	77 48	
									316	H Cal Poly	76 58	
LAST 12 Division I GAMES:												
293	A San Jose St.	57 65	49	A Boise St.	76 83							
229	H San Diego St.	58 59	198	H UNLV	73 55							
61	A Wyoming	66 64	179	A Utah St.	64 53							
252	H Nevada	41 57	42	A New Mexico	73 82							
291	A Air Force	77 70	61	H Wyoming	56 63							
42	H New Mexico	77 70	273	H Colorado St.	57 54							

Non-Div I Games: Stanislaus St. 86 51 Fresno Pacific 90 51

Fresno St.

Loss, Non-Conf, S Site, H Home A Away N Neutral

Average RPI Win:	278	WON-LOST	WINNING	LAST 10	STRENGTH OF	OPP. STRENGTH	TEAM	ADJ.	CONF.	ADJ CONF.
Average RPI Loss:	153	RECORD	PCT. RANK	GAMES	SCHEDULE	OF SCHEDULE	RPI	RPI	RPI	RPI
DIV. I ONLY	18- 11	106	2- 0	333	235	191	191	27	27	
DIV. I NON-CONF.	7- 6	153	0- 0	276	214	209	209	25	25	
TOTALS	RPI 1-25	RPI 26-50	W-L RECORDS	RPI 51-100	RPI 101-150	RPI 150+				
18- 11	0- 2	0- 0	OVERALL	0- 1	0- 3	18- 5				
11- 2	0- 0	0- 0	HOME	0- 1	0- 1	11- 0				
4- 8	0- 2	0- 0	AWAY	0- 0	0- 2	4- 4				
3- 1	0- 0	0- 0	NEUTRAL	0- 0	0- 0	3- 1				
7- 6	0- 2	0- 0	NON-CONFERENCE	0- 1	0- 1	7- 2				
5- 1	0- 0	0- 0	HOME	0- 1	0- 0	5- 0				
1- 4	0- 2	0- 0	AWAY	0- 0	0- 1	1- 1				
1- 1	0- 0	0- 0	NEUTRAL	0- 0	0- 0	1- 1				
11- 5	0- 0	0- 0	CONFERENCE	0- 0	0- 2	11- 3				
6- 1	0- 0	0- 0	HOME	0- 0	0- 1	6- 0				
3- 4	0- 0	0- 0	AWAY	0- 0	0- 1	3- 3				
2- 0	0- 0	0- 0	NEUTRAL	0- 0	0- 0	2- 0				

RPI 1-25				RPI 26-50				RPI 51-100				RPI 101+ Team's RPI: 191			
RPI	S	Opponent	Score	RPI	S	Opponent	Score	RPI	S	Opponent	Score	RPI	S	Opponent	Score
8	A	Mississippi St.	41 106					66	H	Middle Tenn.	71 78	112	A	Georgia	38 61
19	A	South Carolina	53 66									140	A	Mercer	62 66
												140	H	Mercer	60 75
												170	A	Chattanooga	53 73
												170	H	Chattanooga	61 54
												170	N	Chattanooga	73 67
												183	H	UNC Asheville	58 47
												230	N	Western Ill.	78 85
												243	A	ETSU	70 75
												243	H	ETSU	57 55
												247	H	Gardner-Webb	70 57
												259	A	Wofford	75 84
												259	H	Wofford	63 50
												284	N	Fairfield	77 70
												290	A	Samford	74 41
												290	H	Samford	57 36
												290	N	Samford	67 52
												297	A	Col. of Charleston	70 67
												298	A	Kennesaw St.	63 74
												307	H	Fla. Atlantic	73 57
												309	A	UNC Greensboro	59 49
												309	H	UNC Greensboro	64 61
												331	H	Presbyterian	76 68
												341	H	USC Upstate	78 67
												342	A	Western Caro.	53 28
												342	H	Western Caro.	65 55
LAST 12 Division I GAMES:															
290	N	Samford	67 52	170	H	Chattanooga	61 54								
170	N	Chattanooga	73 67	309	A	UNC Greensboro	59 49								
290	A	Samford	74 41	342	A	Western Caro.	53 28								
140	A	Mercer	62 66	140	H	Mercer	60 75								
259	A	Wofford	75 84	290	H	Samford	57 36								
243	H	ETSU	57 55	259	H	Wofford	63 50								

Non-Div I Games: Coker 71 42 North Greenville 74 78

Furman

Loss, Non-Conf, S Site, H Home A Away N Neutral

Ga. Southern

Through Games Of March 8, 2019

Average RPI Win:	271	WON-LOST	WINNING	LAST 10	STRENGTH OF	OPP. STRENGTH	TEAM	ADJ.	CONF.	ADJ CONF.
Average RPI Loss:	157	RECORD	PCT. RANK	GAMES	SCHEDULE	OF SCHEDULE	RPI	RPI	RPI	RPI
DIV. I ONLY	6- 21	307	0- 1	139	270	285	285	12	12	
DIV. I NON-CONF.	4- 6	212	0- 0	195	350	222	222	14	14	
TOTALS	RPI 1-25	RPI 26-50	W-L RECORDS	RPI 51-100	RPI 101-150	RPI 150+				
6- 21	0- 0	0- 0	OVERALL	0- 6	0- 7	6- 8				
3- 10	0- 0	0- 0	HOME	0- 2	0- 4	3- 4				
3- 11	0- 0	0- 0	AWAY	0- 4	0- 3	3- 4				
0- 0	0- 0	0- 0	NEUTRAL	0- 0	0- 0	0- 0				
4- 6	0- 0	0- 0	NON-CONFERENCE	0- 1	0- 3	4- 2				
2- 2	0- 0	0- 0	HOME	0- 0	0- 1	2- 1				
2- 4	0- 0	0- 0	AWAY	0- 1	0- 2	2- 1				
0- 0	0- 0	0- 0	NEUTRAL	0- 0	0- 0	0- 0				
2- 15	0- 0	0- 0	CONFERENCE	0- 5	0- 4	2- 6				
1- 8	0- 0	0- 0	HOME	0- 2	0- 3	1- 3				
1- 7	0- 0	0- 0	AWAY	0- 3	0- 1	1- 3				
0- 0	0- 0	0- 0	NEUTRAL	0- 0	0- 0	0- 0				

RPI S	Opponent	Score	RPI S	Opponent	Score	RPI S	Opponent	Score	RPI S	Opponent	Score	Team's RPI: 285
						65	A Virginia Tech	49 78	103	A South Alabama	60 73	
						67	A Little Rock	51 80	103	H South Alabama	53 69	
						79	A UT Arlington	48 81	112	A Georgia	38 81	
						79	H UT Arlington	53 74	135	H Georgia St.	66 83	
						89	A Troy	78 100	137	A Stony Brook	43 72	
						89	H Troy	81 97	140	H Mercer	72 79	
									149	H Appalachian St.	52 70	
									162	A Texas St.	65 55	
									162	H Texas St.	52 64	
									175	H Coastal Caro.	73 76	
									190	A Arkansas St.	75 86	
									223	H Bethune-Cookman	77 76	
									259	H Wofford	65 81	
									265	A Louisiana	48 59	
									265	H Louisiana	79 71	
									298	A Kennesaw St.	59 78	
									299	H Winthrop	64 55	
									301	A La.-Monroe	57 58	
									301	H La.-Monroe	62 80	
									331	A Presbyterian	69 68	
									345	A Savannah St.	82 71	
LAST 12 Division I GAMES:												
190	A	Arkansas St.	75	86	301	H	La.-Monroe	62	80			
67	A	Little Rock	51	80	265	H	Louisiana	79	71			
149	H	Appalachian St.	52	70	135	H	Georgia St.	66	83			
175	H	Coastal Caro.	73	76	162	A	Texas St.	65	55			
89	A	Troy	78	100	79	A	UT Arlington	48	81			
103	A	South Alabama	60	73	103	H	South Alabama	53	69			

Non-Div I Games: Coastal Ga. 68 46

Ga. Southern

■ Loss,
 ■ Non-Conf,
 ■ S Site,
 ■ Home
 ■ A Away
 N Neutral

Average RPI Win:	269	WON-LOST	WINNING	LAST 10	STRENGTH OF	OPP. STRENGTH	TEAM	ADJ.	CONF.	ADJ CONF.
Average RPI Loss:	191	RECORD	PCT. RANK	GAMES	SCHEDULE	OF SCHEDULE	RPI	RPI	RPI	RPI
DIV. I ONLY	12- 14	201	1- 0	291	312	247	247	28	28	
DIV. I NON-CONF.	3- 6	241	0- 0	205	292	235	235	29	29	
TOTALS	RPI 1-25	RPI 26-50	W-L RECORDS	RPI 51-100	RPI 101-150	RPI 150+				
12- 14	0- 0	0- 0	OVERALL	0- 2	0- 4	12- 8				
7- 5	0- 0	0- 0	HOME	0- 0	0- 2	7- 3				
5- 9	0- 0	0- 0	AWAY	0- 2	0- 2	5- 5				
0- 0	0- 0	0- 0	NEUTRAL	0- 0	0- 0	0- 0				
3- 6	0- 0	0- 0	NON-CONFERENCE	0- 1	0- 2	3- 3				
1- 2	0- 0	0- 0	HOME	0- 0	0- 1	1- 1				
2- 4	0- 0	0- 0	AWAY	0- 1	0- 1	2- 2				
0- 0	0- 0	0- 0	NEUTRAL	0- 0	0- 0	0- 0				
9- 8	0- 0	0- 0	CONFERENCE	0- 1	0- 2	9- 5				
6- 3	0- 0	0- 0	HOME	0- 0	0- 1	6- 2				
3- 5	0- 0	0- 0	AWAY	0- 1	0- 1	3- 3				
0- 0	0- 0	0- 0	NEUTRAL	0- 0	0- 0	0- 0				

RPI S	RPI 1-25	Score	RPI S	RPI 26-50	Score	RPI S	RPI 51-100	Score	RPI S	RPI 101+	Score	Team's RPI: 247
70	A Drexel	48 65	113	A High Point	70 78	70	A Drexel	48 65	113	A High Point	70 78	
86	A Radford	69 79	113	H High Point	61 78	86	A Radford	69 79	113	H High Point	61 78	
			131	A Delaware	45 69				131	A Delaware	45 69	
			132	H Morehead St.	69 84				132	H Morehead St.	69 84	
			154	H Davidson	54 49				154	H Davidson	54 49	
			183	H UNC Asheville	69 59				183	H UNC Asheville	69 59	
			191	A Furman	57 70				191	A Furman	57 70	
			199	A Hampton	80 82				199	A Hampton	80 82	
			199	H Hampton	68 46				199	H Hampton	68 46	
			205	A Campbell	52 38				205	A Campbell	52 38	
			205	H Campbell	63 69				205	H Campbell	63 69	
			214	A Florida	60 58				214	A Florida	60 58	
			244	H Mt. St. Mary's	62 69				244	H Mt. St. Mary's	62 69	
			259	A Wofford	53 59				259	A Wofford	53 59	
			292	A Charleston So.	58 66				292	A Charleston So.	58 66	
			292	H Charleston So.	75 65				292	H Charleston So.	75 65	
			299	A Winthrop	65 52				299	A Winthrop	65 52	
			299	H Winthrop	62 64				299	H Winthrop	62 64	
			331	A Presbyterian	66 58				331	A Presbyterian	66 58	
			331	H Presbyterian	67 62				331	H Presbyterian	67 62	
			339	A Longwood	79 85				339	A Longwood	79 85	
			339	H Longwood	80 78				339	H Longwood	80 78	
			341	H USC Upstate	92 72				341	H USC Upstate	92 72	
			342	A Western Caro.	62 52				342	A Western Caro.	62 52	
LAST 12 Division I GAMES:												
331	H Presbyterian	67 62	339	H Longwood	80 78							
292	A Charleston So.	58 66	86	A Radford	69 79							
113	A High Point	70 78	339	A Longwood	79 85							
199	H Hampton	68 46	292	H Charleston So.	75 65							
205	H Campbell	63 69	199	A Hampton	80 82							
299	A Winthrop	65 52	341	H USC Upstate	92 72							

Non-Div I Games: Converse 79 51 Pfeiffer 82 46 Warren Wilson 100 37

Gardner-Webb

Loss, Non-Conf, S Site, H Home A Away N Neutral

George Mason

Through Games Of March 8, 2019

Average RPI Win:	238	WON-LOST	WINNING	LAST 10	STRENGTH OF	OPP. STRENGTH	TEAM	ADJ.	CONF.	ADJ CONF.
Average RPI Loss:	168	RECORD	PCT. RANK	GAMES	SCHEDULE	OF SCHEDULE	RPI	RPI	RPI	RPI
DIV. I ONLY	16- 14	157	0- 1	326	155	222	222	17	17	
DIV. I NON-CONF.	8- 5	119	0- 0	312	177	183	183	16	16	
TOTALS	RPI 1-25	RPI 26-50	W-L RECORDS	RPI 51-100	RPI 101-150	RPI 150+				
16- 14	0- 0	0- 0	OVERALL	0- 4	2- 3	14- 7				
10- 5	0- 0	0- 0	HOME	0- 2	2- 1	8- 2				
6- 9	0- 0	0- 0	AWAY	0- 2	0- 2	6- 5				
0- 0	0- 0	0- 0	NEUTRAL	0- 0	0- 0	0- 0				
8- 5	0- 0	0- 0	NON-CONFERENCE	0- 2	1- 2	7- 1				
5- 1	0- 0	0- 0	HOME	0- 1	1- 0	4- 0				
3- 4	0- 0	0- 0	AWAY	0- 1	0- 2	3- 1				
0- 0	0- 0	0- 0	NEUTRAL	0- 0	0- 0	0- 0				
8- 9	0- 0	0- 0	CONFERENCE	0- 2	1- 1	7- 6				
5- 4	0- 0	0- 0	HOME	0- 1	1- 1	4- 2				
3- 5	0- 0	0- 0	AWAY	0- 1	0- 0	3- 4				
0- 0	0- 0	0- 0	NEUTRAL	0- 0	0- 0	0- 0				

RPI S	Opponent	Score	RPI S	Opponent	Score	RPI S	Opponent	Score	RPI S	Opponent	Score	Team's RPI: 222
						75	A American	71 86	110	H Dayton	54 51	
						93	H VCU	38 62	131	H Delaware	72 46	
						97	A Fordham	53 64	133	H Duquesne	57 60	
						100	H Houston	56 66	138	A Washington	52 81	
									147	A Kansas	56 77	
									154	A Davidson	59 67	
									178	A Saint Louis	53 60	
									203	A Massachusetts	70 52	
									203	H Massachusetts	80 86	
									207	H UMES	70 49	
									212	A George Washington	64 60	
									212	H George Washington	61 46	
									221	A Howard	59 73	
									232	H Saint Joseph's	68 59	
									234	A UMKC	91 84	
									248	H Colgate	64 61	
									260	H Rhode Island	75 69	
									263	A St. Bonaventure	55 64	
									263	H St. Bonaventure	57 68	
									271	A Richmond	67 52	
									274	H Loyola Maryland	70 38	
									286	A La Salle	71 77	
									286	H La Salle	59 42	
									291	A Air Force	78 71	
									297	H Col. of Charleston	66 52	
									332	A Eastern Ky.	91 75	
LAST 12 Division I GAMES:												
			203	H Massachusetts	80 86		286	H La Salle	59 42			
			286	A La Salle	71 77		97	A Fordham	53 64			
			232	H Saint Joseph's	68 59		212	H George Washington	61 46			
			110	H Dayton	54 51		263	A St. Bonaventure	55 64			
			271	A Richmond	67 52		178	A Saint Louis	53 60			
			93	H VCU	38 62		260	H Rhode Island	75 69			

Non-Div I Games:

George Mason

■ Loss,
 ■ Non-Conf,
 ■ S Site,
 ■ Home
 ■ A Away
 N Neutral

Average RPI Win:	175	WON-LOST	WINNING	LAST 10	STRENGTH OF	OPP. STRENGTH	TEAM	ADJ.	CONF.	ADJ CONF.
Average RPI Loss:	148	RECORD	PCT. RANK	GAMES	SCHEDULE	OF SCHEDULE	RPI	RPI	RPI	RPI
DIV. I ONLY	10- 20	261	0- 1	99	148	212	212	17	17	
DIV. I NON-CONF.	3- 10	278	0- 0	40	73	214	214	16	16	
TOTALS	RPI 1-25	RPI 26-50	W-L RECORDS	RPI 51-100	RPI 101-150	RPI 150+				
10- 20	0- 2	0- 2	OVERALL	2- 2	3- 4	5- 10				
6- 9	0- 1	0- 1	HOME	2- 1	2- 2	2- 4				
4- 9	0- 0	0- 1	AWAY	0- 0	1- 2	3- 6				
0- 2	0- 1	0- 0	NEUTRAL	0- 1	0- 0	0- 0				
3- 10	0- 2	0- 2	NON-CONFERENCE	1- 1	1- 2	1- 3				
3- 4	0- 1	0- 1	HOME	1- 0	1- 1	1- 1				
0- 4	0- 0	0- 1	AWAY	0- 0	0- 1	0- 2				
0- 2	0- 1	0- 0	NEUTRAL	0- 1	0- 0	0- 0				
7- 10	0- 0	0- 0	CONFERENCE	1- 1	2- 2	4- 7				
3- 5	0- 0	0- 0	HOME	1- 1	1- 1	1- 3				
4- 5	0- 0	0- 0	AWAY	0- 0	1- 1	3- 4				
0- 0	0- 0	0- 0	NEUTRAL	0- 0	0- 0	0- 0				

RPI 1-25			RPI 26-50			RPI 51-100			RPI 101+ Team's RPI: 212		
RPI	S	Opponent	Score	RPI	S	Opponent	Score	RPI	S	Opponent	Score
7	N	NC State	61 69	26	A	James Madison	37 50	57	H	Princeton	64 49
14	H	Maryland	30 69	45	H	Villanova	45 60	62	N	Georgia Tech	55 70
								93	H	VCU	57 48
								97	H	Fordham	38 50
LAST 12 Division I GAMES:											
232	A	Saint Joseph's	49 61	232	H	Saint Joseph's	38 41	232	A	Saint Joseph's	46 61
271	A	Richmond	48 56	222	A	George Mason	46 61	178	A	Saint Louis	44 60
133	H	Duquesne	53 64	154	H	Davidson	42 62	133	A	Duquesne	55 54
263	H	St. Bonaventure	57 44	100	H	VCU	57 48	260	A	Rhode Island	64 59
203	A	Massachusetts	66 59	100	A	VCU	57 48	263	H	St. Bonaventure	57 44
110	A	Dayton	53 62	100	A	VCU	57 48	271	A	Richmond	48 56
								286	A	La Salle	67 59
								313	A	Iona	43 52

Non-Div I Games:

George Washington

■ Loss,
 ■ Non-Conf,
 ■ S Site,
 ■ H Home
 ■ A Away
 N Neutral

Georgetown

Through Games Of March 8, 2019

Average RPI Win: 149		WON-LOST	WINNING	LAST 10	STRENGTH OF	OPP. STRENGTH	TEAM	ADJ.	CONF.	ADJ CONF.
Average RPI Loss: 49		RECORD	PCT. RANK	GAMES	SCHEDULE	OF SCHEDULE	RPI	RPI	RPI	RPI
DIV. I ONLY		15- 14	166	1- 0	17	59	71	71	6	6
DIV. I NON-CONF.		6- 5	143	0- 0	21	64	70	70	4	4
TOTALS		RPI 1-25	RPI 26-50		W-L RECORDS		RPI 51-100	RPI 101-150	RPI 150+	
15- 14	0- 6	1- 3		OVERALL		3- 3	5- 2	6- 0		
10- 5	0- 3	1- 0		HOME		2- 2	4- 0	3- 0		
5- 7	0- 2	0- 2		AWAY		1- 1	1- 2	3- 0		
0- 2	0- 1	0- 1		NEUTRAL		0- 0	0- 0	0- 0		
6- 5	0- 2	0- 2		NON-CONFERENCE		1- 1	1- 0	4- 0		
4- 2	0- 1	0- 0		HOME		1- 1	1- 0	2- 0		
2- 1	0- 0	0- 1		AWAY		0- 0	0- 0	2- 0		
0- 2	0- 1	0- 1		NEUTRAL		0- 0	0- 0	0- 0		
9- 9	0- 4	1- 1		CONFERENCE		2- 2	4- 2	2- 0		
6- 3	0- 2	1- 0		HOME		1- 1	3- 0	1- 0		
3- 6	0- 2	0- 1		AWAY		1- 1	1- 2	1- 0		
0- 0	0- 0	0- 0		NEUTRAL		0- 0	0- 0	0- 0		

RPI 1-25				RPI 26-50				RPI 51-100 Team's RPI: 71				RPI 101+			
RPI	S	Opponent	Score	RPI	S	Opponent	Score	RPI	S	Opponent	Score	RPI	S	Opponent	Score
2	N	Baylor	46 67	26	A	James Madison	57 69	60	A	Butler	72 42	118	A	St. John's (NY)	51 59
7	H	NC State	65 76	36	N	Buffalo	64 73	60	H	Butler	50 59	118	H	St. John's (NY)	82 80
12	A	Marquette	52 59	45	A	Villanova	43 91	93	H	VCU	45 47	119	A	Providence	68 52
12	H	Marquette	62 72	45	H	Villanova	68 63	97	H	Fordham	58 38	119	H	Providence	61 56
22	A	DePaul	71 76					99	A	Creighton	38 65	124	H	Pittsburgh	70 41
22	H	DePaul	64 69					99	H	Creighton	62 53	126	A	Seton Hall	63 76
												126	H	Seton Hall	51 43
												171	A	Rider	79 49
												202	A	Xavier	67 64
												202	H	Xavier	68 61
												207	H	UMES	74 55
												271	A	Richmond	73 53
												274	H	Loyola Maryland	45 30
LAST 12 Division I GAMES:															
202	A	Xavier	67 64	12	A	Marquette	52 59								
60	A	Butler	72 42	119	H	Providence	61 56								
118	H	St. John's (NY)	82 80	99	H	Creighton	62 53								
126	H	Seton Hall	51 43	126	A	Seton Hall	63 76								
45	A	Villanova	43 91	118	A	St. John's (NY)	51 59								
22	A	DePaul	71 76	45	H	Villanova	68 63								

Non-Div I Games:

Georgetown

■ Loss,
 ■ Non-Conf, S Site,
 ■ Home
 ■ Away
 N Neutral

Average RPI Win:	209	WON-LOST	WINNING	LAST 10	STRENGTH OF	OPP. STRENGTH	TEAM	ADJ.	CONF.	ADJ CONF.
Average RPI Loss:	44	RECORD	PCT. RANK	GAMES	SCHEDULE	OF SCHEDULE	RPI	RPI	RPI	RPI
DIV. I ONLY	18- 12	119	0- 1	114	78	112	112	5	5	
DIV. I NON-CONF.	9- 4	85	0- 0	236	244	135	135	5	5	
TOTALS	RPI 1-25	RPI 26-50	W-L RECORDS	RPI 51-100	RPI 101-150	RPI 150+				
18- 12	0- 5	0- 4	OVERALL	4- 2	1- 0	13- 1				
13- 3	0- 2	0- 0	HOME	3- 0	1- 0	9- 1				
4- 7	0- 2	0- 4	AWAY	1- 1	0- 0	3- 0				
1- 2	0- 1	0- 0	NEUTRAL	0- 1	0- 0	1- 0				
9- 4	0- 1	0- 2	NON-CONFERENCE	0- 1	1- 0	8- 0				
8- 0	0- 0	0- 0	HOME	0- 0	1- 0	7- 0				
0- 3	0- 0	0- 2	AWAY	0- 1	0- 0	0- 0				
1- 1	0- 1	0- 0	NEUTRAL	0- 0	0- 0	1- 0				
9- 8	0- 4	0- 2	CONFERENCE	4- 1	0- 0	5- 1				
5- 3	0- 2	0- 0	HOME	3- 0	0- 0	2- 1				
4- 4	0- 2	0- 2	AWAY	1- 0	0- 0	3- 0				
0- 1	0- 0	0- 0	NEUTRAL	0- 1	0- 0	0- 0				

RPI 1-25				RPI 26-50				RPI 51-100				RPI 101+ Team's RPI: 112			
RPI	S	Opponent	Score	RPI	S	Opponent	Score	RPI	S	Opponent	Score	RPI	S	Opponent	Score
8	A	Mississippi St.	71 80	27	A	Missouri	35 61	58	H	Tennessee	66 62	140	H	Mercer	67 60
14	N	Maryland	51 58	32	A	UCLA	69 80	62	A	Georgia Tech	53 63	158	A	Alabama	76 67
16	H	Texas A&M	66 76	45	A	Villanova	56 62	81	A	Arkansas	80 72	158	H	Alabama	53 58
19	A	South Carolina	57 65	48	A	Auburn	58 59	81	H	Arkansas	93 83	191	H	Furman	61 38
21	H	Kentucky	53 58					81	N	Arkansas	76 86	204	A	Vanderbilt	71 64
								82	H	LSU	63 50	214	A	Florida	69 57
												214	H	Florida	93 58
												235	H	Ole Miss	78 56
												263	H	St. Bonaventure	67 40
												285	H	Ga. Southern	81 38
												292	H	Charleston So.	83 75
												299	H	Winthrop	85 39
												305	N	Morgan St.	60 33
												329	H	Lipscomb	77 45
												331	H	Presbyterian	83 59
LAST 12 Division I GAMES:															
81	N	Arkansas	76 86	19	A	South Carolina	57 65								
21	H	Kentucky	53 58	214	H	Florida	93 58								
214	A	Florida	69 57	48	A	Auburn	58 59								
158	A	Alabama	76 67	81	A	Arkansas	80 72								
81	H	Arkansas	93 83	158	H	Alabama	53 58								
235	H	Ole Miss	78 56	16	H	Texas A&M	66 76								

Non-Div I Games:

Georgia

■ Loss,
 ■ Non-Conf,
 ■ S Site,
 ■ Home
 ■ A Away
 N Neutral

Average RPI Win:	231	WON-LOST	WINNING	LAST 10	STRENGTH OF	OPP. STRENGTH	TEAM	ADJ.	CONF.	ADJ CONF.
Average RPI Loss:	112	RECORD	PCT. RANK	GAMES	SCHEDULE	OF SCHEDULE	RPI	RPI	RPI	RPI
DIV. I ONLY	16- 12	135	0- 1	150	189	135	135	12	12	
DIV. I NON-CONF.	6- 5	143	0- 0	232	248	173	173	14	14	
TOTALS	RPI 1-25	RPI 26-50	W-L RECORDS	RPI 51-100	RPI 101-150	RPI 150+				
16- 12	0- 1	0- 1	OVERALL	3- 4	1- 2	12- 4				
9- 4	0- 0	0- 0	HOME	2- 1	1- 1	6- 2				
7- 8	0- 1	0- 1	AWAY	1- 3	0- 1	6- 2				
0- 0	0- 0	0- 0	NEUTRAL	0- 0	0- 0	0- 0				
6- 5	0- 1	0- 1	NON-CONFERENCE	0- 2	0- 0	6- 1				
4- 1	0- 0	0- 0	HOME	0- 1	0- 0	4- 0				
2- 4	0- 1	0- 1	AWAY	0- 1	0- 0	2- 1				
0- 0	0- 0	0- 0	NEUTRAL	0- 0	0- 0	0- 0				
10- 7	0- 0	0- 0	CONFERENCE	3- 2	1- 2	6- 3				
5- 3	0- 0	0- 0	HOME	2- 0	1- 1	2- 2				
5- 4	0- 0	0- 0	AWAY	1- 2	0- 1	4- 1				
0- 0	0- 0	0- 0	NEUTRAL	0- 0	0- 0	0- 0				

RPI S	Opponent	Score	RPI S	Opponent	Score	RPI S	Opponent	Score	RPI S	Opponent	Score	Team's RPI: 135
20	A Florida St.	43 79	34	A Rice	49 66	62	H Georgia Tech	71 78	103	A South Alabama	59 62	
						66	A Middle Tenn.	54 69	103	H South Alabama	59 68	
						67	A Little Rock	50 82	149	H Appalachian St.	85 75	
						79	A UT Arlington	45 69	162	A Texas St.	57 34	
						79	H UT Arlington	50 48	162	H Texas St.	60 69	
						89	A Troy	85 70	175	H Coastal Caro.	62 67	
						89	H Troy	84 80	190	A Arkansas St.	64 62	
									213	A Jacksonville St.	56 61	
									223	H Bethune-Cookman	62 57	
									265	A Louisiana	54 57	
									265	H Louisiana	74 71	
									285	A Ga. Southern	83 66	
									298	H Kennesaw St.	79 73	
									301	A La.-Monroe	56 41	
									301	H La.-Monroe	68 46	
									307	A Fla. Atlantic	75 59	
									309	H UNC Greensboro	70 63	
									314	A FIU	67 61	
									335	H N.C. Central	65 54	
LAST 12 Division I GAMES:												
67	A Little Rock	50 82	265	H Louisiana	74 71							
190	A Arkansas St.	64 62	301	H La.-Monroe	68 46							
175	H Coastal Caro.	62 67	285	A Ga. Southern	83 66							
149	H Appalachian St.	85 75	79	A UT Arlington	45 69							
103	A South Alabama	59 62	162	A Texas St.	57 34							
89	A Troy	85 70	89	H Troy	84 80							

Non-Div I Games:

Georgia St.

■ Loss,
 ■ Non-Conf, S Site,
 ■ Home
 ■ Away
 N Neutral

Gonzaga

Through Games Of March 8, 2019

Average RPI Win:	141	WON-LOST	WINNING	LAST 10	STRENGTH OF	OPP. STRENGTH	TEAM	ADJ.	CONF.	ADJ CONF.
Average RPI Loss:	24	RECORD	PCT. RANK	GAMES	SCHEDULE	OF SCHEDULE	RPI	RPI	RPI	RPI
DIV. I ONLY	27- 3	6	1- 0	65	69	13	13	7	7	
DIV. I NON-CONF.	11- 1	13	1- 0	52	5	11	11	7	7	
TOTALS	RPI 1-25	RPI 26-50	W-L RECORDS	RPI 51-100	RPI 101-150	RPI 150+				
27- 3	2- 1	0- 2	OVERALL	8- 0	4- 0	13- 0				
14- 1	1- 0	0- 1	HOME	4- 0	2- 0	7- 0				
11- 1	0- 0	0- 1	AWAY	4- 0	1- 0	6- 0				
2- 1	1- 1	0- 0	NEUTRAL	0- 0	1- 0	0- 0				
11- 1	2- 1	0- 0	NON-CONFERENCE	2- 0	2- 0	5- 0				
6- 0	1- 0	0- 0	HOME	1- 0	1- 0	3- 0				
3- 0	0- 0	0- 0	AWAY	1- 0	0- 0	2- 0				
2- 1	1- 1	0- 0	NEUTRAL	0- 0	1- 0	0- 0				
16- 2	0- 0	0- 2	CONFERENCE	6- 0	2- 0	8- 0				
8- 1	0- 0	0- 1	HOME	3- 0	1- 0	4- 0				
8- 1	0- 0	0- 1	AWAY	3- 0	1- 0	4- 0				
0- 0	0- 0	0- 0	NEUTRAL	0- 0	0- 0	0- 0				

RPI 1-25				Team's RPI: 13		RPI 26-50				RPI 51-100				RPI 101+					
RPI	S	Opponent	Score		RPI	S	Opponent	Score		RPI	S	Opponent	Score		RPI	S	Opponent	Score	
1	N	Notre Dame	65	81	35	A	BYU	68	70	55	A	Saint Mary's (CA)	66	52	104	A	Pepperdine	79	54
4	H	Stanford	79	73	35	H	BYU	64	66	55	H	Saint Mary's (CA)	74	62	104	H	Pepperdine	83	60
24	N	Rutgers	57	40						68	A	Missouri St.	70	67	105	N	Western Ky.	76	55
										77	H	Idaho	88	51	108	H	Idaho St.	70	51
										90	A	Pacific	63	51	157	H	Washington St.	76	53
										90	H	Pacific	88	65	164	A	Santa Clara	74	61
										98	A	Loyola Marymount	78	53	164	H	Santa Clara	78	61
										98	H	Loyola Marymount	68	58	173	H	Montana	76	52
															185	A	Eastern Wash.	63	51
															188	A	Portland	93	62
															188	H	Portland	97	71
															198	A	UNLV	70	59
															250	A	San Francisco	64	44
															250	H	San Francisco	78	51
															270	A	San Diego	86	61
															270	H	San Diego	71	44
															273	H	Colorado St.	50	39
LAST 12 Division I GAMES:																			
105	N	Western Ky.	76	55	35	H	BYU	64	66	270	H	San Diego	71	44					
24	N	Rutgers	57	40						188	A	Portland	93	62					
98	H	Loyola Marymount	68	58						55	A	Saint Mary's (CA)	66	52					
104	H	Pepperdine	83	60						90	A	Pacific	63	51					
250	A	San Francisco	64	44						164	H	Santa Clara	78	61					
164	A	Santa Clara	74	61															

Non-Div I Games:

Gonzaga

■ Loss,
 ■ Non-Conf, S Site,
 ■ Home
 ■ Away
 N Neutral

Average RPI Win:	249	WON-LOST	WINNING	LAST 10	STRENGTH OF	OPP. STRENGTH	TEAM	ADJ.	CONF.	ADJ CONF.
Average RPI Loss:	180	RECORD	PCT. RANK	GAMES	SCHEDULE	OF SCHEDULE	RPI	RPI	RPI	RPI
DIV. I ONLY	14- 15	182	1- 0	295	287	210	210	29	29	
DIV. I NON-CONF.	3- 9	271	0- 0	106	76	202	202	28	28	
TOTALS	RPI 1-25	RPI 26-50	W-L RECORDS	RPI 51-100	RPI 101-150	RPI 150+				
14- 15	0- 0	1- 2	OVERALL	1- 1	0- 3	12- 9				
6- 3	0- 0	0- 0	HOME	0- 0	0- 0	6- 3				
6- 11	0- 0	0- 1	AWAY	0- 1	0- 3	6- 6				
2- 1	0- 0	1- 1	NEUTRAL	1- 0	0- 0	0- 0				
3- 9	0- 0	1- 2	NON-CONFERENCE	1- 1	0- 3	1- 3				
1- 0	0- 0	0- 0	HOME	0- 0	0- 0	1- 0				
0- 8	0- 0	0- 1	AWAY	0- 1	0- 3	0- 3				
2- 1	0- 0	1- 1	NEUTRAL	1- 0	0- 0	0- 0				
11- 6	0- 0	0- 0	CONFERENCE	0- 0	0- 0	11- 6				
5- 3	0- 0	0- 0	HOME	0- 0	0- 0	5- 3				
6- 3	0- 0	0- 0	AWAY	0- 0	0- 0	6- 3				
0- 0	0- 0	0- 0	NEUTRAL	0- 0	0- 0	0- 0				

RPI S	Opponent	Score	RPI S	Opponent	Score	RPI S	Opponent	Score	RPI S	Opponent	Score	Team's RPI: 210
37	N South Dakota	53 67	79	A UT Arlington	54 78	121	A South Fla.	50 67				
46	N Indiana	65 62	98	N Loyola Marymount	62 61	139	A Oklahoma St.	40 86				
48	A Auburn	48 97				147	A Kansas	45 76				
						158	A Alabama	55 73				
						177	A Southern U.	65 71				
						177	H Southern U.	81 86				
						184	A Southern Miss.	47 68				
						186	A Prairie View	64 63				
						186	H Prairie View	73 57				
						211	A Texas Southern	75 67				
						211	H Texas Southern	72 55				
						256	A Wichita St.	61 70				
						258	A Jackson St.	60 89				
						258	H Jackson St.	74 77				
						266	A Alabama St.	80 72				
						266	H Alabama St.	63 45				
						302	A Alabama A&M	63 51				
						317	H McNeese	75 51				
						327	A Mississippi Val.	61 79				
						327	H Mississippi Val.	52 54				
						348	A Ark.-Pine Bluff	67 57				
						348	H Ark.-Pine Bluff	77 57				
						351	A Alcorn	79 63				
						351	H Alcorn	61 56				
LAST 12 Division I GAMES:												
266	H Alabama St.	63 45	351	A Alcorn	79 63							
327	A Mississippi Val.	61 79	177	A Southern U.	65 71							
348	A Ark.-Pine Bluff	67 57	327	H Mississippi Val.	52 54							
258	A Jackson St.	60 89	348	H Ark.-Pine Bluff	77 57							
186	H Prairie View	73 57	258	H Jackson St.	74 77							
211	H Texas Southern	72 55	186	A Prairie View	64 63							

Non-Div I Games:

Grambling

■ Loss,
 ■ Non-Conf,
 ■ S Site,
 ■ Home
 ■ A Away
 N Neutral

Grand Canyon

Through Games Of March 8, 2019

Average RPI Win:	286	WON-LOST	WINNING	LAST 10	STRENGTH OF	OPP. STRENGTH	TEAM	ADJ.	CONF.	ADJ CONF.
Average RPI Loss:	225	RECORD	PCT. RANK	GAMES	SCHEDULE	OF SCHEDULE	RPI	RPI	RPI	RPI
DIV. I ONLY	7- 18	286	1- 0	334	332	334	334	30	30	
DIV. I NON-CONF.	2- 8	293	0- 0	323	283	344	344	30	30	
TOTALS	RPI 1-25	RPI 26-50	W-L RECORDS	RPI 51-100	RPI 101-150	RPI 150+				
7- 18	0- 0	0- 0	OVERALL	0- 0	1- 3	6- 15				
6- 6	0- 0	0- 0	HOME	0- 0	1- 1	5- 5				
1- 12	0- 0	0- 0	AWAY	0- 0	0- 2	1- 10				
0- 0	0- 0	0- 0	NEUTRAL	0- 0	0- 0	0- 0				
2- 8	0- 0	0- 0	NON-CONFERENCE	0- 0	0- 2	2- 6				
2- 3	0- 0	0- 0	HOME	0- 0	0- 1	2- 2				
0- 5	0- 0	0- 0	AWAY	0- 0	0- 1	0- 4				
0- 0	0- 0	0- 0	NEUTRAL	0- 0	0- 0	0- 0				
5- 10	0- 0	0- 0	CONFERENCE	0- 0	1- 1	4- 9				
4- 3	0- 0	0- 0	HOME	0- 0	1- 0	3- 3				
1- 7	0- 0	0- 0	AWAY	0- 0	0- 1	1- 6				
0- 0	0- 0	0- 0	NEUTRAL	0- 0	0- 0	0- 0				

RPI 1-25			RPI 26-50			RPI 51-100			RPI 101+ Team's RPI: 334		
RPI	S	Opponent	Score	RPI	S	Opponent	Score	RPI	S	Opponent	Score
								117	A	UNCW	55 77
								136	H	Portland St.	55 60
								142	A	New Mexico St.	52 81
								142	H	New Mexico St.	54 51
								164	A	Santa Clara	55 75
								173	H	Montana	47 69
								194	A	East Carolina	47 59
								216	A	California Baptist	50 93
								216	H	California Baptist	75 71
								225	H	Indiana St.	81 88
								226	A	UTRGV	42 49
								226	H	UTRGV	50 66
								234	A	UMKC	45 73
								234	H	UMKC	56 65
								272	A	Long Beach St.	50 57
								282	A	CSU Bakersfield	37 51
								282	H	CSU Bakersfield	46 59
								289	A	Utah Valley	46 57
								289	H	Utah Valley	64 54
								295	A	UC Santa Barbara	55 66
								310	H	Incarnate Word	74 63
								343	A	Seattle U	74 73
								349	A	Chicago St.	48 50
								349	H	Chicago St.	84 49
								350	H	LIU Brooklyn	65 62
LAST 12 Division I GAMES:											
289	H	Utah Valley	64 54	226	A	UTRGV	42 49				
282	A	CSU Bakersfield	37 51	282	H	CSU Bakersfield	46 59				
216	A	California Baptist	50 93	216	H	California Baptist	75 71				
349	H	Chicago St.	84 49	234	A	UMKC	45 73				
234	H	UMKC	56 65	349	A	Chicago St.	48 50				
142	A	New Mexico St.	52 81	226	H	UTRGV	50 66				

Non-Div I Games:

Grand Canyon

■ Loss,
■ Non-Conf, S Site,
■ Home
■ Away
N Neutral

Average RPI Win:	218	WON-LOST	WINNING	LAST 10	STRENGTH OF	OPP. STRENGTH	TEAM	ADJ.	CONF.	ADJ CONF.
Average RPI Loss:	67	RECORD	PCT. RANK	GAMES	SCHEDULE	OF SCHEDULE	RPI	RPI	RPI	RPI
DIV. I ONLY	20- 8	61	1- 0	131	172	72	72	21	21	
DIV. I NON-CONF.	4- 5	190	0- 0	3	16	36	36	18	18	
TOTALS	RPI 1-25	RPI 26-50	W-L RECORDS	RPI 51-100	RPI 101-150	RPI 150+				
20- 8	0- 2	1- 2	OVERALL	2- 1	3- 3	14- 0				
12- 2	0- 0	0- 0	HOME	2- 0	2- 2	8- 0				
8- 6	0- 2	1- 2	AWAY	0- 1	1- 1	6- 0				
0- 0	0- 0	0- 0	NEUTRAL	0- 0	0- 0	0- 0				
4- 5	0- 2	1- 2	NON-CONFERENCE	1- 0	1- 1	1- 0				
3- 1	0- 0	0- 0	HOME	1- 0	1- 1	1- 0				
1- 4	0- 2	1- 2	AWAY	0- 0	0- 0	0- 0				
0- 0	0- 0	0- 0	NEUTRAL	0- 0	0- 0	0- 0				
16- 3	0- 0	0- 0	CONFERENCE	1- 1	2- 2	13- 0				
9- 1	0- 0	0- 0	HOME	1- 0	1- 1	7- 0				
7- 2	0- 0	0- 0	AWAY	0- 1	1- 1	6- 0				
0- 0	0- 0	0- 0	NEUTRAL	0- 0	0- 0	0- 0				

RPI 1-25				RPI 26-50				RPI 51-100 Team's RPI: 72				RPI 101+			
RPI	S	Opponent	Score	RPI	S	Opponent	Score	RPI	S	Opponent	Score	RPI	S	Opponent	Score
12	A	Marquette	54 80	27	A	Missouri	56 49	59	H	Maine	70 39	110	H	Dayton	51 35
22	A	DePaul	64 73	30	A	South Dakota St.	47 77	74	A	Wright St.	67 85	115	A	Youngstown St.	59 70
				37	A	South Dakota	49 55	74	H	Wright St.	56 37	115	H	Youngstown St.	60 42
												116	H	Northwestern	55 57
												130	A	IUPUI	45 43
												130	H	IUPUI	63 67
												180	H	Wisconsin	55 46
												193	A	Milwaukee	76 62
												193	H	Milwaukee	59 45
												240	A	Northern Ky.	81 61
												240	H	Northern Ky.	70 42
												281	A	Cleveland St.	76 63
												281	H	Cleveland St.	62 53
												281	H	Cleveland St.	73 30
												308	A	Oakland	77 53
												308	H	Oakland	72 32
												333	A	Detroit Mercy	65 40
												333	H	Detroit Mercy	82 37
												340	A	UIC	77 53
												340	H	UIC	62 32
LAST 12 Division I GAMES:															
281	H	Cleveland St.	73 30	115	A	Youngstown St.	59 70								
340	A	UIC	77 53	74	H	Wright St.	56 37								
130	A	IUPUI	45 43	240	H	Northern Ky.	70 42								
333	H	Detroit Mercy	82 37	193	H	Milwaukee	59 45								
308	H	Oakland	72 32	130	H	IUPUI	63 67								
281	A	Cleveland St.	76 63	340	H	UIC	62 32								

Non-Div I Games: Wis.-Parkside 81 32

Green Bay

■ Loss,
 ■ Non-Conf, S Site,
 ■ Home
 ■ Away
 N Neutral

Average RPI Win: 258	WON-LOST	WINNING	LAST 10	STRENGTH OF	OPP. STRENGTH	TEAM	ADJ.	CONF.	ADJ CONF.
Average RPI Loss: 172	RECORD	PCT. RANK	GAMES	SCHEDULE	OF SCHEDULE	RPI	RPI	RPI	RPI
DIV. I ONLY	14- 13	163	0- 1	261	280	199	199	28	28
DIV. I NON-CONF.	3- 7	256	0- 1	218	129	273	273	29	29
TOTALS	RPI 1-25	RPI 26-50	W-L RECORDS	RPI 51-100	RPI 101-150	RPI 150+			
14- 13	0- 1	1- 0	OVERALL	1- 2	0- 2	12- 8			
8- 4	0- 0	1- 0	HOME	1- 0	0- 1	6- 3			
6- 7	0- 1	0- 0	AWAY	0- 1	0- 1	6- 4			
0- 2	0- 0	0- 0	NEUTRAL	0- 1	0- 0	0- 1			
3- 7	0- 1	1- 0	NON-CONFERENCE	0- 1	0- 0	2- 5			
2- 2	0- 0	1- 0	HOME	0- 0	0- 0	1- 2			
1- 3	0- 1	0- 0	AWAY	0- 0	0- 0	1- 2			
0- 2	0- 0	0- 0	NEUTRAL	0- 1	0- 0	0- 1			
11- 6	0- 0	0- 0	CONFERENCE	1- 1	0- 2	10- 3			
6- 2	0- 0	0- 0	HOME	1- 0	0- 1	5- 1			
5- 4	0- 0	0- 0	AWAY	0- 1	0- 1	5- 2			
0- 0	0- 0	0- 0	NEUTRAL	0- 0	0- 0	0- 0			

RPI 1-25					RPI 26-50					RPI 51-100					RPI 101+					Team's RPI: 199	
RPI	S	Opponent	Score		RPI	S	Opponent	Score		RPI	S	Opponent	Score		RPI	S	Opponent	Score			
7	A	NC State	51	83	26	H	James Madison	72	65	64	N	SFA	68	70	113	A	High Point	73	82		
										86	A	Radford	59	84	113	H	High Point	98	104		
										86	H	Radford	68	54	170	H	Chattanooga	50	58		
															183	A	UNC Asheville	61	58		
															205	A	Campbell	46	52		
															205	H	Campbell	61	50		
															206	A	Cornell	53	79		
															219	H	Elon	62	77		
															247	A	Gardner-Webb	46	68		
															247	H	Gardner-Webb	82	80		
															253	A	Columbia	63	88		
															257	N	Sacramento St.	61	65		
															290	H	Samford	64	57		
															292	A	Charleston So.	74	66		
															292	H	Charleston So.	57	72		
															299	A	Winthrop	84	63		
															307	A	Fla. Atlantic	72	68		
															331	A	Presbyterian	82	68		
															331	H	Presbyterian	79	62		
															339	A	Longwood	86	70		
															339	H	Longwood	66	40		
															341	H	USC Upstate	67	43		
LAST 12 Division I GAMES:																					
257	N	Sacramento St.	61	65	292	H	Charleston So.	57	72												
86	A	Radford	59	84	205	H	Campbell	61	50												
113	H	High Point	98	104	331	H	Presbyterian	79	62												
331	A	Presbyterian	82	68	113	A	High Point	73	82												
339	A	Longwood	86	70	341	H	USC Upstate	67	43												
247	A	Gardner-Webb	46	68	247	H	Gardner-Webb	82	80												

Non-Div I Games: Mid-Atlantic Christl15 48

Hampton

■ Loss,
 ■ Non-Conf, S Site,
 ■ Home
 ■ Away
 N Neutral

Average RPI Win:	253	WON-LOST	WINNING	LAST 10	STRENGTH OF	OPP. STRENGTH	TEAM	ADJ.	CONF.	ADJ CONF.
Average RPI Loss:	74	RECORD	PCT. RANK	GAMES	SCHEDULE	OF SCHEDULE	RPI	RPI	RPI	RPI
DIV. I ONLY	22- 9	65	1- 0	210	198	109	109	23	23	
DIV. I NON-CONF.	7- 7	162	0- 0	124	74	138	138	24	24	
TOTALS	RPI 1-25	RPI 26-50	W-L RECORDS	RPI 51-100	RPI 101-150	RPI 150+				
22- 9	0- 2	0- 3	OVERALL	2- 2	2- 1	18- 1				
13- 2	0- 0	0- 1	HOME	2- 1	1- 0	10- 0				
9- 5	0- 1	0- 2	AWAY	0- 1	1- 0	8- 1				
0- 2	0- 1	0- 0	NEUTRAL	0- 0	0- 1	0- 0				
7- 7	0- 2	0- 3	NON-CONFERENCE	1- 1	0- 1	6- 0				
4- 2	0- 0	0- 1	HOME	1- 1	0- 0	3- 0				
3- 3	0- 1	0- 2	AWAY	0- 0	0- 0	3- 0				
0- 2	0- 1	0- 0	NEUTRAL	0- 0	0- 1	0- 0				
15- 2	0- 0	0- 0	CONFERENCE	1- 1	2- 0	12- 1				
9- 0	0- 0	0- 0	HOME	1- 0	1- 0	7- 0				
6- 2	0- 0	0- 0	AWAY	0- 1	1- 0	5- 1				
0- 0	0- 0	0- 0	NEUTRAL	0- 0	0- 0	0- 0				

RPI S	Opponent	Score	RPI S	Opponent	Score	RPI S	Opponent	Score	RPI S	Opponent	Score	Team's RPI: 109
3 N	Louisville	69 86	40 H	Michigan St.	66 74	57 H	Princeton	38 75	137 A	Stony Brook	64 36	
18 A	Miami (FL)	62 75	42 A	New Mexico	65 72	59 A	Maine	58 78	137 H	Stony Brook	73 62	
			45 A	Villanova	41 59	59 H	Maine	49 46	150 N	Southern Ill.	50 72	
						84 H	Harvard	73 60	159 H	William & Mary	50 45	
									242 A	Albany (NY)	68 56	
									242 H	Albany (NY)	82 35	
									254 A	Binghamton	62 73	
									254 H	Binghamton	63 50	
									260 A	Rhode Island	65 51	
									275 A	Vermont	76 48	
									275 H	Vermont	61 32	
									294 H	Bryant	67 57	
									305 H	Morgan St.	80 59	
									306 A	UMBC	66 52	
									306 H	UMBC	92 47	
									306 H	UMBC	65 48	
									312 A	New Hampshire	66 48	
									312 H	New Hampshire	56 49	
									322 A	NJIT	84 53	
									323 A	UMass Lowell	66 44	
									323 H	UMass Lowell	69 45	
									325 A	Central Conn. St.	54 52	
LAST 12 Division I GAMES:												
306 H	UMBC	65 48	312 H	New Hampshire	56 49							
42 A	New Mexico	65 72	275 A	Vermont	76 48							
18 A	Miami (FL)	62 75	59 A	Maine	58 78							
242 A	Albany (NY)	68 56	306 H	UMBC	92 47							
254 H	Binghamton	63 50	137 H	Stony Brook	73 62							
323 H	UMass Lowell	69 45	254 A	Binghamton	62 73							

Non-Div I Games:

Hartford

■ Loss,
■ Non-Conf, S Site,
■ Home
■ Away
N Neutral

Harvard

Through Games Of March 8, 2019

Average RPI Win:	196	WON-LOST	WINNING	LAST 10	STRENGTH OF	OPP. STRENGTH	TEAM	ADJ.	CONF.	ADJ CONF.
Average RPI Loss:	80	RECORD	PCT. RANK	GAMES	SCHEDULE	OF SCHEDULE	RPI	RPI	RPI	RPI
DIV. I ONLY	15- 11	134	1- 0	56	116	84	84	11	11	
DIV. I NON-CONF.	7- 6	153	1- 0	49	61	75	75	11	11	
TOTALS	RPI 1-25	RPI 26-50	W-L RECORDS	RPI 51-100	RPI 101-150	RPI 150+				
15- 11	0- 2	1- 1	OVERALL	1- 5	2- 2	11- 1				
7- 4	0- 1	0- 1	HOME	1- 2	1- 0	5- 0				
7- 7	0- 1	1- 0	AWAY	0- 3	1- 2	5- 1				
1- 0	0- 0	0- 0	NEUTRAL	0- 0	0- 0	1- 0				
7- 6	0- 2	1- 1	NON-CONFERENCE	0- 2	1- 1	5- 0				
2- 3	0- 1	0- 1	HOME	0- 1	0- 0	2- 0				
4- 3	0- 1	1- 0	AWAY	0- 1	1- 1	2- 0				
1- 0	0- 0	0- 0	NEUTRAL	0- 0	0- 0	1- 0				
8- 5	0- 0	0- 0	CONFERENCE	1- 3	1- 1	6- 1				
5- 1	0- 0	0- 0	HOME	1- 1	1- 0	3- 0				
3- 4	0- 0	0- 0	AWAY	0- 2	0- 1	3- 1				
0- 0	0- 0	0- 0	NEUTRAL	0- 0	0- 0	0- 0				

RPI 1-25				RPI 26-50				RPI 51-100 Team's RPI: 84				RPI 101+			
RPI	S	Opponent	Score	RPI	S	Opponent	Score	RPI	S	Opponent	Score	RPI	S	Opponent	Score
1	A	Notre Dame	58 103	39	A	California	85 79	56	A	Penn	70 75	109	A	Hartford	60 73
24	H	Rutgers	49 60	44	H	Quinnipiac	67 72	56	H	Penn	80 72	128	A	Yale	62 65
								57	A	Princeton	58 61	128	H	Yale	83 69
								57	H	Princeton	71 75	134	A	CSUN	75 55
								59	H	Maine	60 67	167	H	Boston U.	67 47
								88	A	Purdue	65 66	196	A	Dartmouth	73 57
												196	H	Dartmouth	56 46
												206	A	Cornell	68 61
												206	H	Cornell	80 38
												213	N	Jacksonville St.	69 62
												253	A	Columbia	65 75
												260	A	Rhode Island	80 47
												276	A	Siena	73 54
												286	H	La Salle	88 43
												288	A	Brown	100 83
												288	H	Brown	98 55
LAST 12 Division I GAMES:															
134	A	CSUN	75 55	56	H	Penn	80 72								
206	H	Cornell	80 38	57	H	Princeton	71 75								
57	A	Princeton	58 61	206	A	Cornell	68 61								
56	A	Penn	70 75	253	A	Columbia	65 75								
128	H	Yale	83 69	288	A	Brown	100 83								
288	H	Brown	98 55	128	A	Yale	62 65								

Non-Div I Games:

Harvard

Loss, Non-Conf, S Site, H Home A Away N Neutral

Average RPI Win:	233	WON-LOST	WINNING	LAST 10	STRENGTH OF	OPP. STRENGTH	TEAM	ADJ.	CONF.	ADJ CONF.
Average RPI Loss:	158	RECORD	PCT. RANK	GAMES	SCHEDULE	OF SCHEDULE	RPI	RPI	RPI	RPI
DIV. I ONLY	12- 15	208	0- 1	184	220	215	215	20	20	
DIV. I NON-CONF.	3- 9	271	0- 1	142	152	265	265	20	20	
TOTALS	RPI 1-25	RPI 26-50	W-L RECORDS	RPI 51-100	RPI 101-150	RPI 150+				
12- 15	0- 1	0- 0	OVERALL	2- 4	0- 2	10- 8				
7- 8	0- 1	0- 0	HOME	2- 2	0- 2	5- 3				
5- 6	0- 0	0- 0	AWAY	0- 1	0- 0	5- 5				
0- 1	0- 0	0- 0	NEUTRAL	0- 1	0- 0	0- 0				
3- 9	0- 1	0- 0	NON-CONFERENCE	1- 3	0- 1	2- 4				
2- 5	0- 1	0- 0	HOME	1- 2	0- 1	1- 1				
1- 3	0- 0	0- 0	AWAY	0- 0	0- 0	1- 3				
0- 1	0- 0	0- 0	NEUTRAL	0- 1	0- 0	0- 0				
9- 6	0- 0	0- 0	CONFERENCE	1- 1	0- 1	8- 4				
5- 3	0- 0	0- 0	HOME	1- 0	0- 1	4- 2				
4- 3	0- 0	0- 0	AWAY	0- 1	0- 0	4- 2				
0- 0	0- 0	0- 0	NEUTRAL	0- 0	0- 0	0- 0				

RPI 1-25				RPI 26-50				RPI 51-100				RPI 101+ Team's RPI: 215			
RPI	S	Opponent	Score	RPI	S	Opponent	Score	RPI	S	Opponent	Score	RPI	S	Opponent	Score
4	H	Stanford	59 81					63	H	FGCU	67 73	104	H	Pepperdine	64 65
								75	H	American	57 69	134	H	CSUN	29 49
								77	H	Idaho	69 61	163	A	UC Riverside	51 44
								85	A	UC Davis	46 72	163	H	UC Riverside	55 60
								85	H	UC Davis	65 60	181	A	UC Irvine	70 68
								92	N	Utah	48 73	181	H	UC Irvine	48 53
												188	H	Portland	65 72
												198	A	UNLV	66 61
												229	A	San Diego St.	57 58
												251	A	Cal St. Fullerton	68 72
												251	H	Cal St. Fullerton	70 55
												252	A	Nevada	78 79
												270	A	San Diego	50 58
												272	A	Long Beach St.	40 56
												272	H	Long Beach St.	63 49
												295	A	UC Santa Barbara	47 35
												295	H	UC Santa Barbara	72 49
												316	A	Cal Poly	71 54
												316	H	Cal Poly	70 52
												343	H	Seattle U	67 51
LAST 12 Division I GAMES:															
				92	N	Utah	48 73	295	H	UC Santa Barbara	72 49				
				163	A	UC Riverside	51 44	272	A	Long Beach St.	40 56				
				251	H	Cal St. Fullerton	70 55	181	A	UC Irvine	70 68				
				85	A	UC Davis	46 72	316	H	Cal Poly	70 52				
				181	H	UC Irvine	48 53	163	H	UC Riverside	55 60				
				272	H	Long Beach St.	63 49	295	A	UC Santa Barbara	47 35				

Non-Div I Games: Hawaii Pacific 66 51

Hawaii

Loss, Non-Conf, S Site, H Home A Away N Neutral

High Point

Through Games Of March 8, 2019

Average RPI Win:	268	WON-LOST	WINNING	LAST 10	STRENGTH OF	OPP. STRENGTH	TEAM	ADJ.	CONF.	ADJ CONF.
Average RPI Loss:	90	RECORD	PCT. RANK	GAMES	SCHEDULE	OF SCHEDULE	RPI	RPI	RPI	RPI
DIV. I ONLY	19- 7	56	1- 0	251	294	113	113	28	28	
DIV. I NON-CONF.	5- 4	139	0- 0	137	202	107	107	29	29	
TOTALS	RPI 1-25	RPI 26-50	W-L RECORDS	RPI 51-100	RPI 101-150	RPI 150+				
19- 7	0- 1	0- 1	OVERALL	1- 3	0- 0	18- 2				
12- 1	0- 0	0- 0	HOME	1- 1	0- 0	11- 0				
7- 6	0- 1	0- 1	AWAY	0- 2	0- 0	7- 2				
0- 0	0- 0	0- 0	NEUTRAL	0- 0	0- 0	0- 0				
5- 4	0- 1	0- 1	NON-CONFERENCE	1- 1	0- 0	4- 1				
4- 0	0- 0	0- 0	HOME	1- 0	0- 0	3- 0				
1- 4	0- 1	0- 1	AWAY	0- 1	0- 0	1- 1				
0- 0	0- 0	0- 0	NEUTRAL	0- 0	0- 0	0- 0				
14- 3	0- 0	0- 0	CONFERENCE	0- 2	0- 0	14- 1				
8- 1	0- 0	0- 0	HOME	0- 1	0- 0	8- 0				
6- 2	0- 0	0- 0	AWAY	0- 1	0- 0	6- 1				
0- 0	0- 0	0- 0	NEUTRAL	0- 0	0- 0	0- 0				

RPI S	Opponent	Score	RPI S	Opponent	Score	RPI S	Opponent	Score	RPI S	Opponent	Score	Team's RPI: 113
21	A Kentucky	49 71	50	A Clemson	64 83	53	A Miami (OH)	55 68	154	A Davidson	62 71	
						75	H American	66 61	183	A UNC Asheville	56 67	
						86	A Radford	58 80	183	H UNC Asheville	82 81	
						86	H Radford	79 84	199	A Hampton	104 98	
									199	H Hampton	82 73	
									205	H Campbell	65 60	
									243	A ETSU	73 65	
									247	A Gardner-Webb	78 61	
									247	H Gardner-Webb	78 70	
									279	H Norfolk St.	83 51	
									292	A Charleston So.	69 62	
									292	H Charleston So.	71 64	
									299	H Winthrop	56 54	
									309	H UNC Greensboro	82 75	
									331	A Presbyterian	70 63	
									331	H Presbyterian	79 40	
									335	H N.C. Central	80 69	
									339	A Longwood	65 54	
									339	H Longwood	70 47	
									341	A USC Upstate	87 61	
LAST 12 Division I GAMES:												
183	H UNC Asheville	82 81	86	H Radford	79 84							
199	A Hampton	104 98	339	A Longwood	65 54							
339	H Longwood	70 47	199	H Hampton	82 73							
247	H Gardner-Webb	78 70	299	H Winthrop	56 54							
331	A Presbyterian	70 63	292	H Charleston So.	71 64							
292	A Charleston So.	69 62	205	H Campbell	65 60							

Non-Div I Games: Greensboro 102 50 Mars Hill 86 36

High Point

Loss, Non-Conf, S Site, H Home A Away N Neutral

Hofstra

Through Games Of March 8, 2019

Average RPI Win:	233	WON-LOST	WINNING	LAST 10	STRENGTH OF	OPP. STRENGTH	TEAM	ADJ.	CONF.	ADJ CONF.
Average RPI Loss:	139	RECORD	PCT. RANK	GAMES	SCHEDULE	OF SCHEDULE	RPI	RPI	RPI	RPI
DIV. I ONLY	8- 20	281	0- 1	123	183	245	245	10	10	
DIV. I NON-CONF.	5- 6	177	0- 0	202	335	201	201	10	10	
TOTALS	RPI 1-25	RPI 26-50	W-L RECORDS	RPI 51-100	RPI 101-150	RPI 150+				
8- 20	0- 0	0- 2	OVERALL	0- 3	2- 8	6- 7				
3- 9	0- 0	0- 1	HOME	0- 1	1- 3	2- 4				
4- 9	0- 0	0- 1	AWAY	0- 1	1- 4	3- 3				
1- 2	0- 0	0- 0	NEUTRAL	0- 1	0- 1	1- 0				
5- 6	0- 0	0- 0	NON-CONFERENCE	0- 1	0- 2	5- 3				
1- 2	0- 0	0- 0	HOME	0- 0	0- 0	1- 2				
3- 2	0- 0	0- 0	AWAY	0- 0	0- 1	3- 1				
1- 2	0- 0	0- 0	NEUTRAL	0- 1	0- 1	1- 0				
3- 14	0- 0	0- 2	CONFERENCE	0- 2	2- 6	1- 4				
2- 7	0- 0	0- 1	HOME	0- 1	1- 3	1- 2				
1- 7	0- 0	0- 1	AWAY	0- 1	1- 3	0- 2				
0- 0	0- 0	0- 0	NEUTRAL	0- 0	0- 0	0- 0				

RPI S	Opponent	Score	RPI S	Opponent	Score	RPI S	Opponent	Score	RPI S	Opponent	Score	Team's RPI: 245
26	A James Madison	54 77	26	H James Madison	44 59	70	A Drexel	39 62	101	A Northeastern	63 62	
						70	H Drexel	49 61	101	H Northeastern	78 61	
						74	N Wright St.	64 93	117	A UNCW	54 89	
									117	H UNCW	51 61	
									120	A Towson	68 92	
									120	H Towson	56 68	
									122	N Marist	57 71	
									131	A Delaware	47 57	
									131	H Delaware	59 78	
									137	A Stony Brook	49 77	
									159	H William & Mary	55 60	
									182	H Sacred Heart	64 70	
									189	A Holy Cross	66 72	
									208	N Stetson	53 50	
									219	A Elon	52 55	
									219	H Elon	64 77	
									253	H Columbia	63 65	
									263	A St. Bonaventure	67 59	
									276	A Siena	57 50	
									297	A Col. of Charleston	62 70	
									297	H Col. of Charleston	68 49	
									306	A UMBC	45 42	
									313	H Iona	74 49	
LAST 12 Division I GAMES:												
219	A Elon	52 55	26	H James Madison	44 59	120	H Towson	56 68	117	A UNCW	54 89	
117	H UNCW	51 61	297	A Col. of Charleston	62 70	101	H Northeastern	78 61	70	H Drexel	49 61	
297	H Col. of Charleston	68 49	101	A Northeastern	63 62							
101	A Northeastern	63 62										
131	A Delaware	47 57										
70	A Drexel	39 62										

Non-Div I Games: Wilmington (DE) 77 56

Hofstra

Loss, Non-Conf, S Site, H Home A Away N Neutral

Holy Cross

Through Games Of March 8, 2019

Average RPI Win:	241	WON-LOST	WINNING	LAST 10	STRENGTH OF	OPP. STRENGTH	TEAM	ADJ.	CONF.	ADJ CONF.
Average RPI Loss:	190	RECORD	PCT. RANK	GAMES	SCHEDULE	OF SCHEDULE	RPI	RPI	RPI	RPI
DIV. I ONLY	17- 12	125	0- 1	303	234	189	189	18	18	
DIV. I NON-CONF.	8- 3	72	0- 0	338	296	200	200	21	21	
TOTALS	RPI 1-25	RPI 26-50	W-L RECORDS	RPI 51-100	RPI 101-150	RPI 150+				
17- 12	0- 0	1- 1	OVERALL	0- 2	0- 3	16- 6				
11- 4	0- 0	1- 0	HOME	0- 1	0- 1	10- 2				
6- 8	0- 0	0- 1	AWAY	0- 1	0- 2	6- 4				
0- 0	0- 0	0- 0	NEUTRAL	0- 0	0- 0	0- 0				
8- 3	0- 0	0- 0	NON-CONFERENCE	0- 0	0- 1	8- 2				
5- 1	0- 0	0- 0	HOME	0- 0	0- 0	5- 1				
3- 2	0- 0	0- 0	AWAY	0- 0	0- 1	3- 1				
0- 0	0- 0	0- 0	NEUTRAL	0- 0	0- 0	0- 0				
9- 9	0- 0	1- 1	CONFERENCE	0- 2	0- 2	8- 4				
6- 3	0- 0	1- 0	HOME	0- 1	0- 1	5- 1				
3- 6	0- 0	0- 1	AWAY	0- 1	0- 1	3- 3				
0- 0	0- 0	0- 0	NEUTRAL	0- 0	0- 0	0- 0				

RPI S	Opponent	Score	RPI S	Opponent	Score	RPI S	Opponent	Score	RPI S	Opponent	Score	Team's RPI: 189
41	A Bucknell	71 75	75	A American	58 70	127	A Lehigh	55 64				
41	H Bucknell	61 60	75	H American	44 71	127	H Lehigh	74 79				
						129	A Boston College	63 89				
						167	A Boston U.	64 61				
						167	H Boston U.	75 69				
						171	H Rider	71 61				
						242	A Albany (NY)	56 50				
						245	H Hofstra	72 66				
						248	A Colgate	80 67				
						248	H Colgate	67 70				
						249	A Navy	47 54				
						249	H Navy	47 44				
						260	H Rhode Island	73 65				
						267	H Manhattan	61 53				
						274	A Loyola Maryland	58 48				
						274	H Loyola Maryland	78 60				
						275	A Vermont	65 40				
						278	A Army West Point	53 60				
						278	H Army West Point	58 39				
						288	H Brown	85 89				
						294	A Bryant	81 62				
						312	A New Hampshire	62 74				
						323	H UMass Lowell	63 54				
						330	A Lafayette	63 73				
						330	H Lafayette	56 53				
LAST 12 Division I GAMES:												
127	H Lehigh	74 79	249	H Navy	47 44							
248	A Colgate	80 67	274	A Loyola Maryland	58 48							
75	H American	44 71	330	H Lafayette	56 53							
41	H Bucknell	61 60	75	A American	58 70							
278	A Army West Point	53 60	41	A Bucknell	71 75							
167	A Boston U.	64 61	278	H Army West Point	58 39							

Non-Div I Games:

Holy Cross

■ Loss,
 ■ Non-Conf,
 ■ S Site,
 ■ H Home
 ■ A Away
 N Neutral

Average RPI Win:	201	WON-LOST	WINNING	LAST 10	STRENGTH OF	OPP. STRENGTH	TEAM	ADJ.	CONF.	ADJ CONF.
Average RPI Loss:	67	RECORD	PCT. RANK	GAMES	SCHEDULE	OF SCHEDULE	RPI	RPI	RPI	RPI
DIV. I ONLY	15- 14	166	0- 1	54	85	100	100	9	9	
DIV. I NON-CONF.	6- 7	172	0- 0	76	105	115	115	8	8	
TOTALS	RPI 1-25	RPI 26-50	W-L RECORDS	RPI 51-100	RPI 101-150	RPI 150+				
15- 14	0- 5	0- 2	OVERALL	1- 3	1- 2	13- 2				
6- 7	0- 3	0- 1	HOME	1- 1	0- 2	5- 0				
9- 7	0- 2	0- 1	AWAY	0- 2	1- 0	8- 2				
0- 0	0- 0	0- 0	NEUTRAL	0- 0	0- 0	0- 0				
6- 7	0- 1	0- 2	NON-CONFERENCE	1- 2	0- 1	5- 1				
1- 4	0- 1	0- 1	HOME	1- 1	0- 1	0- 0				
5- 3	0- 0	0- 1	AWAY	0- 1	0- 0	5- 1				
0- 0	0- 0	0- 0	NEUTRAL	0- 0	0- 0	0- 0				
9- 7	0- 4	0- 0	CONFERENCE	0- 1	1- 1	8- 1				
5- 3	0- 2	0- 0	HOME	0- 0	0- 1	5- 0				
4- 4	0- 2	0- 0	AWAY	0- 1	1- 0	3- 1				
0- 0	0- 0	0- 0	NEUTRAL	0- 0	0- 0	0- 0				

RPI S Opponent	Score	RPI S Opponent	Score	RPI S Opponent	Score	RPI S Opponent	Score
6 A UConn	61 83	39 A California	79 80	62 H Georgia Tech	95 89	121 A South Fla.	54 52
6 H UConn	61 81	42 H New Mexico	84 89	63 A FGCU	71 76	121 H South Fla.	49 59
15 A UCF	56 58			73 A Cincinnati	57 68	129 H Boston College	57 64
15 H UCF	50 59			79 H UT Arlington	61 65	161 H Tulsa	76 44
16 H Texas A&M	52 68					166 A Temple	65 76
						166 H Temple	78 65
						168 H Tulane	83 82
						169 A Louisiana Tech	88 100
						184 A Southern Miss.	61 44
						194 H East Carolina	63 52
						222 A George Mason	66 56
						224 A Memphis	59 57
						227 A SMU	72 61
						227 H SMU	69 68
						243 A ETSU	84 77
						253 A Columbia	83 72
						256 A Wichita St.	66 58
						310 A Incarnate Word	79 60
LAST 12 Division I GAMES:							
15 H UCF	50 59	121 A South Fla.	54 52				
6 A UConn	61 83	166 A Temple	65 76				
121 H South Fla.	49 59	227 H SMU	69 68				
224 A Memphis	59 57	15 A UCF	56 58				
168 H Tulane	83 82	161 H Tulsa	76 44				
194 H East Carolina	63 52	73 A Cincinnati	57 68				

Non-Div I Games:

Houston

Houston Baptist

Through Games Of March 8, 2019

Average RPI Win:	302	WON-LOST	WINNING	LAST 10	STRENGTH OF	OPP. STRENGTH	TEAM	ADJ.	CONF.	ADJ CONF.
Average RPI Loss:	193	RECORD	PCT. RANK	GAMES	SCHEDULE	OF SCHEDULE	RPI	RPI	RPI	RPI
DIV. I ONLY	4- 19	329	0- 0	302	279	336	336	25	25	
DIV. I NON-CONF.	1- 5	311	0- 0	292	194	337	337	22	22	
TOTALS	RPI 1-25	RPI 26-50	W-L RECORDS	RPI 51-100	RPI 101-150	RPI 150+				
4- 19	0- 0	0- 2	OVERALL	0- 1	0- 3	4- 13				
3- 8	0- 0	0- 1	HOME	0- 0	0- 1	3- 6				
1- 11	0- 0	0- 1	AWAY	0- 1	0- 2	1- 7				
0- 0	0- 0	0- 0	NEUTRAL	0- 0	0- 0	0- 0				
1- 5	0- 0	0- 0	NON-CONFERENCE	0- 0	0- 2	1- 3				
1- 1	0- 0	0- 0	HOME	0- 0	0- 0	1- 1				
0- 4	0- 0	0- 0	AWAY	0- 0	0- 2	0- 2				
0- 0	0- 0	0- 0	NEUTRAL	0- 0	0- 0	0- 0				
3- 14	0- 0	0- 2	CONFERENCE	0- 1	0- 1	3- 10				
2- 7	0- 0	0- 1	HOME	0- 0	0- 1	2- 5				
1- 7	0- 0	0- 1	AWAY	0- 1	0- 0	1- 5				
0- 0	0- 0	0- 0	NEUTRAL	0- 0	0- 0	0- 0				

RPI 1-25				RPI 26-50				RPI 51-100				RPI 101+				Team's RPI: 336	
RPI	S	Opponent	Score	RPI	S	Opponent	Score	RPI	S	Opponent	Score	RPI	S	Opponent	Score		
				47	A	Lamar University	50 63	64	A	SFA	53 65	139	A	Oklahoma St.	44 77		
				47	H	Lamar University	49 97					141	H	Abilene Christian	62 72		
												144	A	Texas Tech	76 82		
												160	A	Nicholls St.	54 77		
												160	H	Nicholls St.	55 58		
												165	H	Oral Roberts	56 74		
												174	A	Sam Houston St.	64 83		
												174	H	Sam Houston St.	63 74		
												192	A	North Texas	75 100		
												255	H	A&M-Corpus Christi	56 70		
												256	A	Wichita St.	50 68		
												277	H	Central Ark.	58 77		
												287	H	New Orleans	83 74		
												301	H	La.-Monroe	68 60		
												310	A	Incarnate Word	67 52		
												310	H	Incarnate Word	60 59		
												317	A	McNeese	71 81		
												317	H	McNeese	67 72		
												320	A	Northwestern St.	46 63		
												324	A	Southeastern La.	65 73		
LAST 12 Division I GAMES:																	
				310	A	Incarnate Word	67 52	277	H	Central Ark.	58 77						
				317	H	McNeese	67 72	64	A	SFA	53 65						
				47	H	Lamar University	49 97	255	H	A&M-Corpus Christi	56 70						
				174	A	Sam Houston St.	64 83	310	H	Incarnate Word	60 59						
				320	A	Northwestern St.	46 63	317	A	McNeese	71 81						
				160	H	Nicholls St.	55 58	324	A	Southeastern La.	65 73						

Non-Div I Games: Howard Payne 93 60 Tex. A&M Int'l 81 48 McMurry 92 41 Southwest (NM) 100 57
Houston Baptist

Loss, Non-Conf, S Site, H Home A Away N Neutral

Average RPI Win: 300	WON-LOST	WINNING	LAST 10	STRENGTH OF	OPP. STRENGTH	TEAM	ADJ.	CONF.	ADJ CONF.
Average RPI Loss: 197	RECORD	PCT. RANK	GAMES	SCHEDULE	OF SCHEDULE	RPI	RPI	RPI	RPI
DIV. I ONLY	17- 12	125	0- 1	336	346	221	221	32	32
DIV. I NON-CONF.	7- 6	153	0- 0	295	306	197	197	32	32
TOTALS	RPI 1-25	RPI 26-50	W-L RECORDS	RPI 51-100	RPI 101-150	RPI 150+			
17- 12	0- 0	0- 1	OVERALL	0- 1	0- 1	17- 9			
8- 4	0- 0	0- 0	HOME	0- 0	0- 1	8- 3			
9- 8	0- 0	0- 1	AWAY	0- 1	0- 0	9- 6			
0- 0	0- 0	0- 0	NEUTRAL	0- 0	0- 0	0- 0			
7- 6	0- 0	0- 1	NON-CONFERENCE	0- 1	0- 1	7- 3			
2- 2	0- 0	0- 0	HOME	0- 0	0- 1	2- 1			
5- 4	0- 0	0- 1	AWAY	0- 1	0- 0	5- 2			
0- 0	0- 0	0- 0	NEUTRAL	0- 0	0- 0	0- 0			
10- 6	0- 0	0- 0	CONFERENCE	0- 0	0- 0	10- 6			
6- 2	0- 0	0- 0	HOME	0- 0	0- 0	6- 2			
4- 4	0- 0	0- 0	AWAY	0- 0	0- 0	4- 4			
0- 0	0- 0	0- 0	NEUTRAL	0- 0	0- 0	0- 0			

RPI S	Opponent	Score	RPI S	Opponent	Score	RPI S	Opponent	Score	RPI S	Opponent	Score	Team's RPI: 221
38	A North Carolina	63 85	73	A Cincinnati	51 85	140	H Mercer	70 85				
						159	A William & Mary	75 88				
						195	H N.C. A&T	58 63				
						205	A Campbell	69 64				
						207	A UMES	72 80				
						207	H UMES	73 80				
						222	H George Mason	73 59				
						223	A Bethune-Cookman	63 76				
						223	H Bethune-Cookman	61 40				
						268	A Niagara	68 61				
						271	A Richmond	60 67				
						276	H Siena	81 86				
						279	A Norfolk St.	59 74				
						279	H Norfolk St.	74 70				
						286	A La Salle	57 54				
						300	A South Carolina St.	63 72				
						305	A Morgan St.	74 62				
						305	H Morgan St.	79 56				
						314	A FIU	89 62				
						319	A Coppin St.	88 81				
						322	H NJIT	77 57				
						335	H N.C. Central	80 70				
						337	H Delaware St.	78 62				
						344	A Fairleigh Dickinson	79 58				
						345	A Savannah St.	106 70				
						346	A Florida A&M	81 59				
LAST 12 Division I GAMES:												
279	A Norfolk St.	59 74	223	A Bethune-Cookman	63 76							
345	A Savannah St.	106 70	346	A Florida A&M	81 59							
305	A Morgan St.	74 62	279	H Norfolk St.	74 70							
319	A Coppin St.	88 81	207	H UMES	73 80							
335	H N.C. Central	80 70	337	H Delaware St.	78 62							
195	H N.C. A&T	58 63	300	A South Carolina St.	63 72							

Non-Div I Games:

Howard

■ Loss,
 ■ Non-Conf,
 ■ S Site,
 ■ Home
 ■ A Away
 N Neutral

H
o
w
a
r
d

RPI S Opponent Score

Through Games Of March 8, 2019

RPI	S	Opponent	Score
346	H	Florida A&M	74 68

H
o
w
a
r
d

Howard

Average RPI Win: 239	WON-LOST	WINNING	LAST 10	STRENGTH OF	OPP. STRENGTH	TEAM	ADJ.	CONF.	ADJ CONF.
Average RPI Loss: 102	RECORD	PCT. RANK	GAMES	SCHEDULE	OF SCHEDULE	RPI	RPI	RPI	RPI
DIV. I ONLY	19- 10	90	1- 0	227	188	130	130	21	21
DIV. I NON-CONF.	5- 5	162	0- 0	78	95	98	98	18	18
TOTALS	RPI 1-25	RPI 26-50	W-L RECORDS	RPI 51-100	RPI 101-150	RPI 150+			
19- 10	0- 1	0- 1	OVERALL	2- 4	2- 2	15- 2			
9- 4	0- 0	0- 1	HOME	0- 3	2- 0	7- 0			
9- 6	0- 1	0- 0	AWAY	1- 1	0- 2	8- 2			
1- 0	0- 0	0- 0	NEUTRAL	1- 0	0- 0	0- 0			
5- 5	0- 1	0- 1	NON-CONFERENCE	1- 1	1- 1	3- 1			
1- 2	0- 0	0- 1	HOME	0- 1	1- 0	0- 0			
3- 3	0- 1	0- 0	AWAY	0- 0	0- 1	3- 1			
1- 0	0- 0	0- 0	NEUTRAL	1- 0	0- 0	0- 0			
14- 5	0- 0	0- 0	CONFERENCE	1- 3	1- 1	12- 1			
8- 2	0- 0	0- 0	HOME	0- 2	1- 0	7- 0			
6- 3	0- 0	0- 0	AWAY	1- 1	0- 1	5- 1			
0- 0	0- 0	0- 0	NEUTRAL	0- 0	0- 0	0- 0			

RPI	S	Opponent	Score	RPI	S	Opponent	Score	RPI	S	Opponent	Score	RPI	S	Opponent	Score	Team's RPI: 130
9	A	Iowa	58 72	31	H	Ohio	66 73	72	A	Green Bay	67 63	111	H	UT Martin	73 72	
								72	H	Green Bay	43 45	115	A	Youngstown St.	52 70	
								74	A	Wright St.	59 66	115	H	Youngstown St.	64 44	
								74	H	Wright St.	75 78	150	A	Southern Ill.	73 78	
								78	H	UNI	40 53	180	A	Wisconsin	64 65	
								93	N	VCU	63 61	193	A	Milwaukee	67 66	
												193	H	Milwaukee	76 55	
												225	A	Indiana St.	64 59	
												235	A	Ole Miss	66 58	
												240	A	Northern Ky.	57 60	
												240	H	Northern Ky.	60 44	
												240	H	Northern Ky.	70 48	
												281	A	Cleveland St.	75 50	
												281	H	Cleveland St.	64 36	
												303	A	UTSA	58 50	
												308	A	Oakland	76 70	
												308	H	Oakland	82 53	
												333	A	Detroit Mercy	58 41	
												333	H	Detroit Mercy	82 47	
												340	A	UIC	73 44	
												340	H	UIC	71 43	
LAST 12 Division I GAMES:																
240	H	Northern Ky.	60 44	281	H	Cleveland St.	64 36	115	H	Youngstown St.	64 44					
193	H	Milwaukee	76 55	74	A	Wright St.	59 66	240	A	Northern Ky.	57 60					
72	H	Green Bay	43 45	72	A	Green Bay	67 63	193	A	Milwaukee	67 66					
340	A	UIC	73 44													
333	A	Detroit Mercy	58 41													
308	A	Oakland	76 70													

Non-Div I Games: Purdue Northwest 101 40

IUPUI

■ Loss,
 ■ Non-Conf, S Site,
 ■ Home
 ■ Away
 N Neutral

Average RPI Win:	207	WON-LOST	WINNING	LAST 10	STRENGTH OF	OPP. STRENGTH	TEAM	ADJ.	CONF.	ADJ CONF.
Average RPI Loss:	113	RECORD	PCT. RANK	GAMES	SCHEDULE	OF SCHEDULE	RPI	RPI	RPI	RPI
DIV. I ONLY	19- 9	77	1- 0	142	139	77	77	16	16	
DIV. I NON-CONF.	3- 6	241	0- 0	47	42	132	132	12	12	
TOTALS	RPI 1-25	RPI 26-50	W-L RECORDS	RPI 51-100	RPI 101-150	RPI 150+				
19- 9	0- 2	0- 1	OVERALL	0- 1	7- 2	12- 3				
10- 1	0- 0	0- 0	HOME	0- 0	3- 1	7- 0				
9- 7	0- 2	0- 0	AWAY	0- 1	4- 1	5- 3				
0- 1	0- 0	0- 1	NEUTRAL	0- 0	0- 0	0- 0				
3- 6	0- 2	0- 1	NON-CONFERENCE	0- 1	2- 0	1- 2				
2- 0	0- 0	0- 0	HOME	0- 0	1- 0	1- 0				
1- 5	0- 2	0- 0	AWAY	0- 1	1- 0	0- 2				
0- 1	0- 0	0- 1	NEUTRAL	0- 0	0- 0	0- 0				
16- 3	0- 0	0- 0	CONFERENCE	0- 0	5- 2	11- 1				
8- 1	0- 0	0- 0	HOME	0- 0	2- 1	6- 0				
8- 2	0- 0	0- 0	AWAY	0- 0	3- 1	5- 1				
0- 0	0- 0	0- 0	NEUTRAL	0- 0	0- 0	0- 0				

RPI 1-25				RPI 26-50				RPI 51-100 Team's RPI: 77				RPI 101+			
RPI	S	Opponent	Score	RPI	S	Opponent	Score	RPI	S	Opponent	Score	RPI	S	Opponent	Score
4	A	Stanford	71 115	49	N	Boise St.	85 91	61	A	Wyoming	61 64	108	A	Idaho St.	86 72
13	A	Gonzaga	51 88									114	A	Northern Colo.	72 77
												114	H	Northern Colo.	72 86
												134	H	CSUN	88 73
												136	A	Portland St.	81 68
												136	H	Portland St.	80 78
												143	A	Montana St.	82 66
												143	H	Montana St.	90 65
												144	A	Texas Tech	88 77
												173	A	Montana	79 82
												173	H	Montana	76 68
												185	A	Eastern Wash.	75 74
												185	H	Eastern Wash.	84 68
												215	A	Hawaii	61 69
												237	A	Northern Ariz.	86 69
												237	H	Northern Ariz.	90 72
												250	H	San Francisco	70 63
												257	A	Sacramento St.	69 65
												257	H	Sacramento St.	104 66
												272	A	Long Beach St.	63 70
												283	A	Southern Utah	82 70
												283	H	Southern Utah	77 49
												321	A	Weber St.	79 74
												321	H	Weber St.	86 78
LAST 12 Division I GAMES:															
321	H	Weber St.	86 78	114	A	Northern Colo.	72 77								
257	A	Sacramento St.	69 65	143	H	Montana St.	90 65								
136	A	Portland St.	81 68	173	H	Montana	76 68								
283	H	Southern Utah	77 49	283	A	Southern Utah	82 70								
237	H	Northern Ariz.	90 72	237	A	Northern Ariz.	86 69								
185	A	Eastern Wash.	75 74	136	H	Portland St.	80 78								

Non-Div I Games:

Idaho

■ Loss,
 ■ Non-Conf,
 ■ S Site,
 ■ Home
 ■ A Away
 N Neutral

Average RPI Win:	220	WON-LOST	WINNING	LAST 10	STRENGTH OF	OPP. STRENGTH	TEAM	ADJ.	CONF.	ADJ CONF.
Average RPI Loss:	108	RECORD	PCT. RANK	GAMES	SCHEDULE	OF SCHEDULE	RPI	RPI	RPI	RPI
DIV. I ONLY	18- 9	84	1- 0	168	182	108	108	16	16	
DIV. I NON-CONF.	4- 4	162	0- 0	48	205	86	86	12	12	
TOTALS	RPI 1-25	RPI 26-50	W-L RECORDS	RPI 51-100	RPI 101-150	RPI 150+				
18- 9	0- 1	0- 0	OVERALL	0- 4	5- 2	13- 2				
9- 3	0- 0	0- 0	HOME	0- 1	3- 1	6- 1				
8- 5	0- 1	0- 0	AWAY	0- 2	2- 1	6- 1				
1- 1	0- 0	0- 0	NEUTRAL	0- 1	0- 0	1- 0				
4- 4	0- 1	0- 0	NON-CONFERENCE	0- 3	1- 0	3- 0				
2- 0	0- 0	0- 0	HOME	0- 0	1- 0	1- 0				
1- 3	0- 1	0- 0	AWAY	0- 2	0- 0	1- 0				
1- 1	0- 0	0- 0	NEUTRAL	0- 1	0- 0	1- 0				
14- 5	0- 0	0- 0	CONFERENCE	0- 1	4- 2	10- 2				
7- 3	0- 0	0- 0	HOME	0- 1	2- 1	5- 1				
7- 2	0- 0	0- 0	AWAY	0- 0	2- 1	5- 1				
0- 0	0- 0	0- 0	NEUTRAL	0- 0	0- 0	0- 0				

RPI 1-25				RPI 26-50				RPI 51-100				RPI 101+ Team's RPI: 108			
RPI	S	Opponent	Score	RPI	S	Opponent	Score	RPI	S	Opponent	Score	RPI	S	Opponent	Score
13	A	Gonzaga	51 70					62	N	Georgia Tech	51 74	104	H	Pepperdine	65 63
								77	H	Idaho	72 86	114	A	Northern Colo.	56 60
								87	A	Arizona	46 71	114	H	Northern Colo.	59 61
								92	A	Utah	60 74	136	A	Portland St.	58 57
												136	H	Portland St.	72 54
												143	A	Montana St.	62 49
												143	H	Montana St.	61 43
												173	A	Montana	59 60
												173	H	Montana	50 34
												185	A	Eastern Wash.	74 45
												185	H	Eastern Wash.	63 48
												216	A	California Baptist	72 57
												237	A	Northern Ariz.	80 69
												237	H	Northern Ariz.	77 81
												257	A	Sacramento St.	56 42
												257	H	Sacramento St.	73 43
												283	A	Southern Utah	69 57
												283	H	Southern Utah	80 47
												289	H	Utah Valley	80 68
												298	N	Kennesaw St.	60 49
												321	A	Weber St.	70 57
												321	H	Weber St.	84 57
LAST 12 Division I GAMES:															
185	A	Eastern Wash.	74 45	283	H	Southern Utah	80 47								
114	H	Northern Colo.	59 61	237	H	Northern Ariz.	77 81								
321	H	Weber St.	84 57	136	A	Portland St.	58 57								
136	H	Portland St.	72 54	257	A	Sacramento St.	56 42								
173	A	Montana	59 60	143	H	Montana St.	61 43								
143	A	Montana St.	62 49	173	H	Montana	50 34								

Non-Div I Games: Benedictine Mesa 88 51

Idaho St.

■ Loss,
 ■ Non-Conf,
 ■ S Site,
 ■ Home
 ■ A Away
 N Neutral

Illinois

Through Games Of March 8, 2019

Average RPI Win:	241	WON-LOST	WINNING	LAST 10	STRENGTH OF	OPP. STRENGTH	TEAM	ADJ.	CONF.	ADJ CONF.
Average RPI Loss:	80	RECORD	PCT. RANK	GAMES	SCHEDULE	OF SCHEDULE	RPI	RPI	RPI	RPI
DIV. I ONLY	10- 20	261	0- 1	107	77	220	220	4	4	
DIV. I NON-CONF.	8- 3	72	0- 0	305	257	187	187	6	6	
TOTALS	RPI 1-25	RPI 26-50	W-L RECORDS	RPI 51-100	RPI 101-150	RPI 150+				
10- 20	0- 5	0- 5	OVERALL	0- 4	1- 4	9- 2				
8- 9	0- 3	0- 3	HOME	0- 1	0- 2	8- 0				
2- 9	0- 2	0- 2	AWAY	0- 2	1- 2	1- 1				
0- 2	0- 0	0- 0	NEUTRAL	0- 1	0- 0	0- 1				
8- 3	0- 0	0- 2	NON-CONFERENCE	0- 0	0- 0	8- 1				
7- 1	0- 0	0- 1	HOME	0- 0	0- 0	7- 0				
1- 1	0- 0	0- 1	AWAY	0- 0	0- 0	1- 0				
0- 1	0- 0	0- 0	NEUTRAL	0- 0	0- 0	0- 1				
2- 17	0- 5	0- 3	CONFERENCE	0- 4	1- 4	1- 1				
1- 8	0- 3	0- 2	HOME	0- 1	0- 2	1- 0				
1- 8	0- 2	0- 1	AWAY	0- 2	1- 2	0- 1				
0- 1	0- 0	0- 0	NEUTRAL	0- 1	0- 0	0- 0				

RPI S Opponent	Score	RPI S Opponent	Score	RPI S Opponent	Score	RPI S Opponent	Score	Team's RPI: 220
9 A Iowa	66 88	27 H Missouri	45 67	88 A Purdue	50 72	106 A Minnesota	66 62	
9 H Iowa	75 94	40 A Michigan St.	60 77	88 N Purdue	60 72	116 A Northwestern	45 68	
14 A Maryland	62 71	43 H Michigan	56 70	91 H Nebraska	67 77	116 H Northwestern	56 64	
14 H Maryland	66 80	46 H Indiana	83 85	95 A Ohio St.	70 78	145 A Penn St.	48 62	
24 H Rutgers	60 71	50 A Clemson	67 69			145 H Penn St.	65 76	
						180 A Wisconsin	67 75	
						180 H Wisconsin	78 68	
						217 H Eastern Mich.	72 66	
						225 H Indiana St.	75 57	
						238 H SIUE	74 57	
						253 H Columbia	76 69	
						257 N Sacramento St.	107 109	
						261 H Murray St.	84 52	
						302 H Alabama A&M	88 60	
						311 H Valparaiso	73 54	
						316 A Cal Poly	74 51	
LAST 12 Division I GAMES:								
88 N Purdue	60 72	180 H Wisconsin	78 68					
14 A Maryland	62 71	88 A Purdue	50 72					
145 H Penn St.	65 76	14 H Maryland	66 80					
180 A Wisconsin	67 75	95 A Ohio St.	70 78					
43 H Michigan	56 70	116 H Northwestern	56 64					
9 A Iowa	66 88	40 A Michigan St.	60 77					

Non-Div I Games:

Illinois

Loss, Non-Conf, S Site, H Home A Away N Neutral

Average RPI Win: 229	WON-LOST	WINNING	LAST 10	STRENGTH OF	OPP. STRENGTH	TEAM	ADJ.	CONF.	ADJ CONF.
Average RPI Loss: 153	RECORD	PCT. RANK	GAMES	SCHEDULE	OF SCHEDULE	RPI	RPI	RPI	RPI
DIV. I ONLY	16- 11	121	0- 1	239	210	156	156	13	13
DIV. I NON-CONF.	6- 4	125	0- 0	303	293	177	177	15	15
TOTALS	RPI 1-25	RPI 26-50	W-L RECORDS	RPI 51-100	RPI 101-150	RPI 150+			
16- 11	0- 2	0- 0	OVERALL	2- 2	2- 0	12- 7			
10- 3	0- 1	0- 0	HOME	1- 1	1- 0	8- 1			
6- 8	0- 1	0- 0	AWAY	1- 1	1- 0	4- 6			
0- 0	0- 0	0- 0	NEUTRAL	0- 0	0- 0	0- 0			
6- 4	0- 0	0- 0	NON-CONFERENCE	0- 1	0- 0	6- 3			
4- 0	0- 0	0- 0	HOME	0- 0	0- 0	4- 0			
2- 4	0- 0	0- 0	AWAY	0- 1	0- 0	2- 3			
0- 0	0- 0	0- 0	NEUTRAL	0- 0	0- 0	0- 0			
10- 7	0- 2	0- 0	CONFERENCE	2- 1	2- 0	6- 4			
6- 3	0- 1	0- 0	HOME	1- 1	1- 0	4- 1			
4- 4	0- 1	0- 0	AWAY	1- 0	1- 0	2- 3			
0- 0	0- 0	0- 0	NEUTRAL	0- 0	0- 0	0- 0			

RPI 1-25				RPI 26-50				RPI 51-100				RPI 101+				Team's RPI: 156	
RPI	S	Opponent	Score	RPI	S	Opponent	Score	RPI	S	Opponent	Score	RPI	S	Opponent	Score		
17	A	Drake	61 88					60	A	Butler	56 58	150	A	Southern Ill.	68 66		
17	H	Drake	64 82					68	A	Missouri St.	60 56	150	H	Southern Ill.	60 52		
								68	H	Missouri St.	47 59	155	A	Bradley	65 75		
								78	H	UNI	66 64	155	H	Bradley	68 79		
												178	H	Saint Louis	72 67		
												217	A	Eastern Mich.	41 50		
												225	A	Indiana St.	44 59		
												225	H	Indiana St.	78 70		
												234	A	UMKC	62 55		
												238	A	SIUE	61 68		
												240	A	Northern Ky.	58 53		
												241	H	North Dakota	67 55		
												246	A	Loyola Chicago	59 62		
												246	H	Loyola Chicago	65 52		
												262	H	Austin Peay	61 49		
												281	A	Cleveland St.	63 67		
												308	H	Oakland	62 56		
												311	A	Valparaiso	70 67		
												311	H	Valparaiso	74 53		
												328	A	Evansville	72 61		
												328	H	Evansville	82 59		
LAST 12 Division I GAMES:																	
17	A	Drake	61 88	225	H	Indiana St.	78 70										
311	H	Valparaiso	74 53	328	H	Evansville	82 59										
246	H	Loyola Chicago	65 52	311	A	Valparaiso	70 67										
155	A	Bradley	65 75	246	A	Loyola Chicago	59 62										
150	A	Southern Ill.	68 66	155	H	Bradley	68 79										
68	A	Missouri St.	60 56	68	H	Missouri St.	47 59										

Non-Div I Games: Maryville (MO) 61 52

Illinois St.

Average RPI Win:	301	WON-LOST	WINNING	LAST 10	STRENGTH OF	OPP. STRENGTH	TEAM	ADJ.	CONF.	ADJ CONF.
Average RPI Loss:	163	RECORD	PCT. RANK	GAMES	SCHEDULE	OF SCHEDULE	RPI	RPI	RPI	RPI
DIV. I ONLY	5- 23	326	0- 1	177	260	310	310	25	25	
DIV. I NON-CONF.	0- 11	336	0- 0	80	166	302	302	22	22	
TOTALS	RPI 1-25	RPI 26-50	W-L RECORDS	RPI 51-100	RPI 101-150	RPI 150+				
5- 23	0- 1	0- 4	OVERALL	0- 5	0- 2	5- 11				
4- 9	0- 0	0- 2	HOME	0- 3	0- 1	4- 3				
1- 14	0- 1	0- 2	AWAY	0- 2	0- 1	1- 8				
0- 0	0- 0	0- 0	NEUTRAL	0- 0	0- 0	0- 0				
0- 11	0- 1	0- 2	NON-CONFERENCE	0- 3	0- 1	0- 4				
0- 4	0- 0	0- 1	HOME	0- 2	0- 0	0- 1				
0- 7	0- 1	0- 1	AWAY	0- 1	0- 1	0- 3				
0- 0	0- 0	0- 0	NEUTRAL	0- 0	0- 0	0- 0				
5- 12	0- 0	0- 2	CONFERENCE	0- 2	0- 1	5- 7				
4- 5	0- 0	0- 1	HOME	0- 1	0- 1	4- 2				
1- 7	0- 0	0- 1	AWAY	0- 1	0- 0	1- 5				
0- 0	0- 0	0- 0	NEUTRAL	0- 0	0- 0	0- 0				

RPI 1-25				RPI 26-50				RPI 51-100				RPI 101+				Team's RPI: 310
RPI	S	Opponent	Score	RPI	S	Opponent	Score	RPI	S	Opponent	Score	RPI	S	Opponent	Score	
23	A	Arizona St.	43 81	34	H	Rice	63 74	64	A	SFA	48 65	106	A	Minnesota	39 75	
				37	A	South Dakota	43 96	64	H	SFA	56 66	141	H	Abilene Christian	50 71	
				47	A	Lamar University	53 79	79	H	UT Arlington	49 97	160	A	Nicholls St.	62 86	
				47	H	Lamar University	51 77	87	A	Arizona	42 84	174	H	Sam Houston St.	56 76	
								100	H	Houston	60 79	203	A	Massachusetts	59 71	
												229	A	San Diego St.	38 81	
												255	A	A&M-Corpus Christi	49 57	
												255	H	A&M-Corpus Christi	77 72	
												277	A	Central Ark.	43 74	
												287	A	New Orleans	55 58	
												287	H	New Orleans	81 69	
												317	A	McNeese	68 66	
												320	H	Northwestern St.	100 91	
												321	H	Weber St.	64 72	
												324	H	Southeastern La.	76 69	
												334	A	Grand Canyon	63 74	
												336	A	Houston Baptist	59 60	
												336	H	Houston Baptist	52 67	
LAST 12 Division I GAMES:																
336	H	Houston Baptist	52 67	324	H	Southeastern La.	76 69									
255	H	A&M-Corpus Christi	77 72	255	A	A&M-Corpus Christi	49 57									
320	H	Northwestern St.	100 91	287	A	New Orleans	55 58									
64	A	SFA	48 65	336	A	Houston Baptist	59 60									
47	A	Lamar University	53 79	287	H	New Orleans	81 69									
141	H	Abilene Christian	50 71	47	H	Lamar University	51 77									

Non-Div I Games:

Incarnate Word

■ Loss,
■ Non-Conf,
■ S Site,
■ Home
■ A Away
N Neutral

Indiana

Through Games Of March 8, 2019

Average RPI Win:	122	WON-LOST	WINNING	LAST 10	STRENGTH OF	OPP. STRENGTH	TEAM	ADJ.	CONF.	ADJ CONF.
Average RPI Loss:	74	RECORD	PCT. RANK	GAMES	SCHEDULE	OF SCHEDULE	RPI	RPI	RPI	RPI
DIV. I ONLY	20- 12	104	1- 0	35	55	46	46	4	4	
DIV. I NON-CONF.	11- 1	13	0- 0	115	80	22	22	6	6	
TOTALS	RPI 1-25	RPI 26-50	W-L RECORDS	RPI 51-100	RPI 101-150	RPI 150+				
20- 12	1- 4	4- 2	OVERALL	5- 2	4- 3	6- 1				
11- 4	1- 2	2- 0	HOME	3- 0	2- 2	3- 0				
6- 6	0- 1	1- 2	AWAY	1- 2	1- 1	3- 0				
3- 2	0- 1	1- 0	NEUTRAL	1- 0	1- 0	0- 1				
11- 1	0- 0	2- 0	NON-CONFERENCE	3- 0	2- 0	4- 1				
6- 0	0- 0	0- 0	HOME	2- 0	1- 0	3- 0				
3- 0	0- 0	1- 0	AWAY	0- 0	1- 0	1- 0				
2- 1	0- 0	1- 0	NEUTRAL	1- 0	0- 0	0- 1				
9- 11	1- 4	2- 2	CONFERENCE	2- 2	2- 3	2- 0				
5- 4	1- 2	2- 0	HOME	1- 0	1- 2	0- 0				
3- 6	0- 1	0- 2	AWAY	1- 2	0- 1	2- 0				
1- 1	0- 1	0- 0	NEUTRAL	0- 0	1- 0	0- 0				

RPI	S	Opponent	Score	RPI	S	Opponent	Score	Team's RPI: 46	RPI	S	Opponent	Score	RPI	S	Opponent	Score
9	H	Iowa	75 73	32	A	UCLA	67 65		60	H	Butler	66 46	106	H	Minnesota	61 65
9	N	Iowa	61 70	37	N	South Dakota	68 60		68	H	Missouri St.	98 74	106	N	Minnesota	66 58
14	H	Maryland	56 76	40	A	Michigan St.	61 77		88	A	Purdue	53 56	116	A	Northwestern	49 69
24	A	Rutgers	64 69	40	H	Michigan St.	68 64		88	H	Purdue	73 51	116	H	Northwestern	69 75
24	H	Rutgers	61 69	43	A	Michigan	58 67		91	A	Nebraska	82 78	125	H	Northern Ill.	91 73
				43	H	Michigan	70 60		95	A	Ohio St.	50 55	145	H	Penn St.	83 75
									98	N	Loyola Marymount	67 43	146	A	Wake Forest	87 73
													180	A	Wisconsin	75 68
													193	H	Milwaukee	68 66
													210	N	Grambling	62 65
													214	H	Florida	83 64
													220	A	Illinois	85 83
													231	H	North Florida	75 52
													308	A	Oakland	59 32
LAST 12 Division I GAMES:																
106	N	Minnesota	66 58	43	A	Michigan	58 67									
9	N	Iowa	61 70	40	A	Michigan St.	61 77									
88	H	Purdue	73 51	106	H	Minnesota	61 65									
116	A	Northwestern	49 69	91	A	Nebraska	82 78									
9	H	Iowa	75 73	24	A	Rutgers	64 69									
24	H	Rutgers	61 69	14	H	Maryland	56 76									

Non-Div I Games:

Indiana

■ Loss,
 ■ Non-Conf,
 ■ S Site,
 ■ H Home
 ■ A Away
 N Neutral

Average RPI Win:	255	WON-LOST	WINNING	LAST 10	STRENGTH OF	OPP. STRENGTH	TEAM	ADJ.	CONF.	ADJ CONF.
Average RPI Loss:	152	RECORD	PCT. RANK	GAMES	SCHEDULE	OF SCHEDULE	RPI	RPI	RPI	RPI
DIV. I ONLY	10- 17	244	0- 1	202	226	225	225	13	13	
DIV. I NON-CONF.	5- 5	162	0- 0	268	327	192	192	15	15	
TOTALS	RPI 1-25	RPI 26-50	W-L RECORDS	RPI 51-100	RPI 101-150	RPI 150+				
10- 17	0- 2	0- 0	OVERALL	0- 4	1- 2	9- 9				
3- 7	0- 1	0- 0	HOME	0- 1	0- 2	3- 3				
7- 9	0- 1	0- 0	AWAY	0- 3	1- 0	6- 5				
0- 1	0- 0	0- 0	NEUTRAL	0- 0	0- 0	0- 1				
5- 5	0- 0	0- 0	NON-CONFERENCE	0- 1	0- 1	5- 3				
1- 1	0- 0	0- 0	HOME	0- 0	0- 1	1- 0				
4- 3	0- 0	0- 0	AWAY	0- 1	0- 0	4- 2				
0- 1	0- 0	0- 0	NEUTRAL	0- 0	0- 0	0- 1				
5- 12	0- 2	0- 0	CONFERENCE	0- 3	1- 1	4- 6				
2- 6	0- 1	0- 0	HOME	0- 1	0- 1	2- 3				
3- 6	0- 1	0- 0	AWAY	0- 2	1- 0	2- 3				
0- 0	0- 0	0- 0	NEUTRAL	0- 0	0- 0	0- 0				

RPI 1-25				RPI 26-50				RPI 51-100				RPI 101+ Team's RPI: 225			
RPI	S	Opponent	Score	RPI	S	Opponent	Score	RPI	S	Opponent	Score	RPI	S	Opponent	Score
17	A	Drake	77 96					60	A	Butler	49 72	130	H	IUPUI	59 64
17	H	Drake	68 70					68	A	Missouri St.	58 71	150	A	Southern Ill.	61 58
								78	A	UNI	63 71	150	H	Southern Ill.	61 80
								78	H	UNI	51 71	155	A	Bradley	80 81
												155	H	Bradley	45 61
												156	A	Illinois St.	70 78
												156	H	Illinois St.	59 44
												178	A	Saint Louis	60 56
												181	N	UC Irvine	61 77
												201	A	Marshall	62 53
												220	A	Illinois	57 75
												239	A	Southeast Mo. St.	62 51
												246	A	Loyola Chicago	54 56
												246	H	Loyola Chicago	36 44
												296	A	Eastern Ill.	39 63
												311	A	Valparaiso	86 82
												311	H	Valparaiso	67 59
												328	A	Evansville	76 69
												328	H	Evansville	56 59
												334	A	Grand Canyon	88 81
												340	H	UIC	60 53
LAST 12 Division I GAMES:															
150	H	Southern Ill.	61 80	156	A	Illinois St.	70 78								
328	H	Evansville	56 59	155	A	Bradley	80 81								
17	A	Drake	77 96	328	A	Evansville	76 69								
78	A	UNI	63 71	78	H	UNI	51 71								
311	H	Valparaiso	67 59	17	H	Drake	68 70								
246	H	Loyola Chicago	36 44	246	A	Loyola Chicago	54 56								

Non-Div I Games: Davenport 79 43

Indiana St.

Loss, Non-Conf, S Site, H Home A Away N Neutral

Average RPI Win: 282	WON-LOST	WINNING	LAST 10	STRENGTH OF	OPP. STRENGTH	TEAM	ADJ.	CONF.	ADJ CONF.
Average RPI Loss: 183	RECORD	PCT. RANK	GAMES	SCHEDULE	OF SCHEDULE	RPI	RPI	RPI	RPI
DIV. I ONLY	5- 26	333	1- 0	208	261	313	313	26	26
DIV. I NON-CONF.	1- 10	329	0- 0	55	99	277	277	27	27
TOTALS	RPI 1-25	RPI 26-50	W-L RECORDS	RPI 51-100	RPI 101-150	RPI 150+			
5- 26	0- 0	0- 3	OVERALL	0- 3	0- 4	5- 16			
2- 13	0- 0	0- 2	HOME	0- 2	0- 2	2- 7			
2- 12	0- 0	0- 1	AWAY	0- 1	0- 2	2- 8			
1- 1	0- 0	0- 0	NEUTRAL	0- 0	0- 0	1- 1			
1- 10	0- 0	0- 2	NON-CONFERENCE	0- 3	0- 3	1- 2			
1- 5	0- 0	0- 1	HOME	0- 2	0- 2	1- 0			
0- 5	0- 0	0- 1	AWAY	0- 1	0- 1	0- 2			
0- 0	0- 0	0- 0	NEUTRAL	0- 0	0- 0	0- 0			
4- 16	0- 0	0- 1	CONFERENCE	0- 0	0- 1	4- 14			
1- 8	0- 0	0- 1	HOME	0- 0	0- 0	1- 7			
2- 7	0- 0	0- 0	AWAY	0- 0	0- 1	2- 6			
1- 1	0- 0	0- 0	NEUTRAL	0- 0	0- 0	1- 1			

RPI S	Opponent	Score	RPI S	Opponent	Score	RPI S	Opponent	Score	RPI S	Opponent	Score	Team's RPI: 313
28	H Central Mich.	39 82	56	H Penn	43 66	118	H St. John's (NY)	35 61				
41	A Bucknell	43 81	75	A Toledo	38 84	122	A Marist	36 76				
44	H Quinnipiac	39 76	97	H Fordham	40 57	137	H Stony Brook	51 53				
						147	A Kansas	44 75				
						166	A Temple	39 59				
						171	A Rider	64 75				
						171	H Rider	58 66				
						171	N Rider	46 54				
						212	H George Washington	52 43				
						228	A Monmouth	52 51				
						228	H Monmouth	38 55				
						245	A Hofstra	49 74				
						267	A Manhattan	33 55				
						267	H Manhattan	52 54				
						268	A Niagara	53 72				
						268	H Niagara	46 58				
						276	A Siena	47 59				
						276	H Siena	45 66				
						276	N Siena	75 64				
						280	A Canisius	47 67				
						280	H Canisius	40 48				
						284	A Fairfield	56 67				
						284	H Fairfield	42 55				
						347	A Saint Peter's	58 53				
						347	H Saint Peter's	61 57				
LAST 12 Division I GAMES:												
276	N Siena	75 64	228	A Monmouth	52 51							
171	N Rider	46 54	171	A Rider	64 75							
347	A Saint Peter's	58 53	276	H Siena	45 66							
284	A Fairfield	56 67	268	A Niagara	53 72							
267	H Manhattan	52 54	280	A Canisius	47 67							
347	H Saint Peter's	61 57	44	H Quinnipiac	39 76							

Non-Div I Games:

Iona

■ Loss,
 ■ Non-Conf,
 ■ S Site,
 ■ H Home
 ■ A Away
 N Neutral

Average RPI Win:	109	WON-LOST	WINNING	LAST 10	STRENGTH OF	OPP. STRENGTH	TEAM	ADJ.	CONF.	ADJ CONF.
Average RPI Loss:	40	RECORD	PCT. RANK	GAMES	SCHEDULE	OF SCHEDULE	RPI	RPI	RPI	RPI
DIV. I ONLY	24- 6	24	1- 0	12	39	9	9	4	4	
DIV. I NON-CONF.	9- 2	43	0- 0	11	35	8	8	6	6	
TOTALS	RPI 1-25	RPI 26-50	W-L RECORDS	RPI 51-100	RPI 101-150	RPI 150+				
24- 6	4- 2	3- 3	OVERALL	6- 1	5- 0	6- 0				
15- 0	3- 0	2- 0	HOME	3- 0	2- 0	5- 0				
7- 5	1- 1	0- 3	AWAY	2- 1	3- 0	1- 0				
2- 1	0- 1	1- 0	NEUTRAL	1- 0	0- 0	0- 0				
9- 2	2- 2	0- 0	NON-CONFERENCE	2- 0	2- 0	3- 0				
6- 0	1- 0	0- 0	HOME	1- 0	1- 0	3- 0				
2- 1	1- 1	0- 0	AWAY	0- 0	1- 0	0- 0				
1- 1	0- 1	0- 0	NEUTRAL	1- 0	0- 0	0- 0				
15- 4	2- 0	3- 3	CONFERENCE	4- 1	3- 0	3- 0				
9- 0	2- 0	2- 0	HOME	2- 0	1- 0	2- 0				
5- 4	0- 0	0- 3	AWAY	2- 1	2- 0	1- 0				
1- 0	0- 0	1- 0	NEUTRAL	0- 0	0- 0	0- 0				

RPI	S	Opponent	Score	RPI	S	Opponent	Score	RPI	S	Opponent	Score	RPI	S	Opponent	Score
1	A	Notre Dame	71 105	40	A	Michigan St.	70 84	69	N	West Virginia	84 81	105	A	Western Ky.	104 67
11	H	Iowa St.	73 70	40	H	Michigan St.	86 71	78	H	UNI	83 57	106	A	Minnesota	81 63
14	H	Maryland	86 73	43	A	Michigan	81 90	88	A	Purdue	57 62	116	H	Northwestern	74 50
17	A	Drake	91 82	43	H	Michigan	75 61	88	H	Purdue	72 58	130	H	IUPUI	72 58
20	N	Florida St.	67 71	46	A	Indiana	73 75	91	A	Nebraska	74 58	145	A	Penn St.	81 61
24	H	Rutgers	72 66	46	N	Indiana	70 61	91	H	Nebraska	77 71	165	H	Oral Roberts	90 77
								95	A	Ohio St.	78 52	176	H	Robert Morris	92 63
												180	H	Wisconsin	71 53
												220	A	Illinois	94 75
												220	H	Illinois	88 66
												335	H	N.C. Central	106 39
LAST 12 Division I GAMES:															
46	N	Indiana	70 61	220	H	Illinois	88 66								
20	N	Florida St.	67 71	95	A	Ohio St.	78 52								
116	H	Northwestern	74 50	40	H	Michigan St.	86 71								
91	A	Nebraska	74 58	145	A	Penn St.	81 61								
46	A	Indiana	73 75	43	A	Michigan	81 90								
14	H	Maryland	86 73	88	H	Purdue	72 58								

Non-Div I Games:

Iowa

Average RPI Win: 114		WON-LOST	WINNING	LAST 10	STRENGTH OF		OPP. STRENGTH	TEAM	ADJ.	CONF.	ADJ CONF.
Average RPI Loss: 28		RECORD	PCT. RANK	GAMES	SCHEDULE		OF SCHEDULE	RPI	RPI	RPI	RPI
DIV. I ONLY		23- 7	42	3- 0	6		30	11	11	3	3
DIV. I NON-CONF.		10- 2	37	3- 0	14		75	10	10	3	3
TOTALS		RPI 1-25	RPI 26-50		W-L RECORDS		RPI 51-100	RPI 101-150		RPI 150+	
23- 7		2- 3	5- 2		OVERALL		3- 2	7- 0		6- 0	
16- 2		2- 1	3- 1		HOME		3- 0	4- 0		4- 0	
6- 5		0- 2	2- 1		AWAY		0- 2	3- 0		1- 0	
1- 0		0- 0	0- 0		NEUTRAL		0- 0	0- 0		1- 0	
10- 2		2- 1	2- 1		NON-CONFERENCE		1- 0	1- 0		4- 0	
9- 0		2- 0	2- 0		HOME		1- 0	1- 0		3- 0	
0- 2		0- 1	0- 1		AWAY		0- 0	0- 0		0- 0	
1- 0		0- 0	0- 0		NEUTRAL		0- 0	0- 0		1- 0	
13- 5		0- 2	3- 1		CONFERENCE		2- 2	6- 0		2- 0	
7- 2		0- 1	1- 1		HOME		2- 0	3- 0		1- 0	
6- 3		0- 1	2- 0		AWAY		0- 2	3- 0		1- 0	
0- 0		0- 0	0- 0		NEUTRAL		0- 0	0- 0		0- 0	

RPI	S	Opponent	Score	RPI	S	Opponent	Score	RPI	S	Opponent	Score	RPI	S	Opponent	Score
2	A	Baylor	69 84	29	A	Texas	82 73	51	A	TCU	69 76	125	H	Northern Ill.	70 60
2	H	Baylor	60 73	29	H	Texas	62 64	51	H	TCU	92 54	139	A	Oklahoma St.	84 71
9	A	Iowa	70 73	33	A	Kansas St.	81 52	69	A	West Virginia	64 73	139	H	Oklahoma St.	89 67
17	H	Drake	86 81	33	H	Kansas St.	96 58	69	H	West Virginia	77 61	144	A	Texas Tech	64 62
18	H	Miami (FL)	75 52	37	A	South Dakota	59 64	81	H	Arkansas	91 82	144	H	Texas Tech	105 66
				41	H	Bucknell	86 61					147	A	Kansas	82 73
				48	H	Auburn	67 64					147	H	Kansas	69 49
												152	A	Oklahoma	91 70
												152	H	Oklahoma	104 78
												186	H	Prairie View	94 46
												217	N	Eastern Mich.	85 59
												241	H	North Dakota	87 35
												268	H	Niagara	95 35
LAST 12 Division I GAMES:															
125	H	Northern Ill.	70 60	2	H	Baylor	60 73								
48	H	Auburn	67 64	152	A	Oklahoma	91 70								
18	H	Miami (FL)	75 52	139	H	Oklahoma St.	89 67								
147	H	Kansas	69 49	51	A	TCU	69 76								
29	A	Texas	82 73	69	H	West Virginia	77 61								
144	A	Texas Tech	64 62	33	A	Kansas St.	81 52								

Non-Div I Games:

Iowa St.

Average RPI Win:	291	WON-LOST	WINNING	LAST 10	STRENGTH OF	OPP. STRENGTH	TEAM	ADJ.	CONF.	ADJ CONF.
Average RPI Loss:	189	RECORD	PCT. RANK	GAMES	SCHEDULE	OF SCHEDULE	RPI	RPI	RPI	RPI
DIV. I ONLY	13- 13	170	1- 0	339	320	258	258	29	29	
DIV. I NON-CONF.	2- 7	288	0- 0	251	210	295	295	28	28	
TOTALS	RPI 1-25	RPI 26-50	W-L RECORDS	RPI 51-100	RPI 101-150	RPI 150+				
13- 13	0- 1	0- 0	OVERALL	0- 2	0- 0	13- 10				
7- 3	0- 0	0- 0	HOME	0- 0	0- 0	7- 3				
5- 9	0- 1	0- 0	AWAY	0- 2	0- 0	5- 6				
1- 1	0- 0	0- 0	NEUTRAL	0- 0	0- 0	1- 1				
2- 7	0- 1	0- 0	NON-CONFERENCE	0- 2	0- 0	2- 4				
1- 1	0- 0	0- 0	HOME	0- 0	0- 0	1- 1				
0- 5	0- 1	0- 0	AWAY	0- 2	0- 0	0- 2				
1- 1	0- 0	0- 0	NEUTRAL	0- 0	0- 0	1- 1				
11- 6	0- 0	0- 0	CONFERENCE	0- 0	0- 0	11- 6				
6- 2	0- 0	0- 0	HOME	0- 0	0- 0	6- 2				
5- 4	0- 0	0- 0	AWAY	0- 0	0- 0	5- 4				
0- 0	0- 0	0- 0	NEUTRAL	0- 0	0- 0	0- 0				

RPI 1-25				RPI 26-50				RPI 51-100				RPI 101+ Team's RPI: 258			
RPI	S	Opponent	Score	RPI	S	Opponent	Score	RPI	S	Opponent	Score	RPI	S	Opponent	Score
8	A	Mississippi St.	38 105					79	A	UT Arlington	63 99	151	N	Akron	57 74
								81	A	Arkansas	57 76	177	A	Southern U.	59 52
												177	H	Southern U.	74 76
												186	A	Prairie View	57 76
												186	H	Prairie View	80 89
												210	A	Grambling	77 74
												210	H	Grambling	89 60
												211	A	Texas Southern	67 76
												211	H	Texas Southern	73 64
												224	A	Memphis	67 68
												265	A	Louisiana	61 68
												266	A	Alabama St.	67 74
												277	H	Central Ark.	65 56
												302	A	Alabama A&M	55 58
												302	H	Alabama A&M	69 51
												324	H	Southeastern La.	45 50
												327	A	Mississippi Val.	87 86
												327	H	Mississippi Val.	87 56
												340	N	UIC	72 57
												348	A	Ark.-Pine Bluff	61 41
												348	H	Ark.-Pine Bluff	60 41
												351	A	Alcorn	82 61
												351	H	Alcorn	88 66
LAST 12 Division I GAMES:															
302	H	Alabama A&M	69 51	177	A	Southern U.	59 52								
348	A	Ark.-Pine Bluff	61 41	351	A	Alcorn	82 61								
327	A	Mississippi Val.	87 86	348	H	Ark.-Pine Bluff	60 41								
210	H	Grambling	89 60	327	H	Mississippi Val.	87 56								
211	H	Texas Southern	73 64	210	A	Grambling	77 74								
186	H	Prairie View	80 89	211	A	Texas Southern	67 76								

Non-Div I Games: Spring Hill 105 57 Millsaps 88 38

Jackson St.

Loss, Non-Conf, S Site, H Home A Away N Neutral

Jacksonville

Through Games Of March 8, 2019

Average RPI Win:	274	WON-LOST	WINNING	LAST 10	STRENGTH OF	OPP. STRENGTH	TEAM	ADJ.	CONF.	ADJ CONF.
Average RPI Loss:	171	RECORD	PCT. RANK	GAMES	SCHEDULE	OF SCHEDULE	RPI	RPI	RPI	RPI
DIV. I ONLY	11- 16	224	0- 1	229	293	233	233	24	24	
DIV. I NON-CONF.	4- 6	212	0- 0	143	294	175	175	26	26	
TOTALS	RPI 1-25	RPI 26-50	W-L RECORDS	RPI 51-100	RPI 101-150	RPI 150+				
11- 16	0- 2	0- 0	OVERALL	0- 3	1- 1	10- 10				
5- 5	0- 0	0- 0	HOME	0- 1	1- 0	4- 4				
6- 9	0- 2	0- 0	AWAY	0- 1	0- 1	6- 5				
0- 2	0- 0	0- 0	NEUTRAL	0- 1	0- 0	0- 1				
4- 6	0- 2	0- 0	NON-CONFERENCE	0- 1	1- 1	3- 2				
1- 1	0- 0	0- 0	HOME	0- 0	1- 0	0- 1				
3- 3	0- 2	0- 0	AWAY	0- 0	0- 1	3- 0				
0- 2	0- 0	0- 0	NEUTRAL	0- 1	0- 0	0- 1				
7- 10	0- 0	0- 0	CONFERENCE	0- 2	0- 0	7- 8				
4- 4	0- 0	0- 0	HOME	0- 1	0- 0	4- 3				
3- 6	0- 0	0- 0	AWAY	0- 1	0- 0	3- 5				
0- 0	0- 0	0- 0	NEUTRAL	0- 0	0- 0	0- 0				

RPI 1-25				RPI 26-50				RPI 51-100				RPI 101+ Team's RPI: 233			
RPI	S	Opponent	Score	RPI	S	Opponent	Score	RPI	S	Opponent	Score	RPI	S	Opponent	Score
16	A	Texas A&M	53 73					63	A	FGCU	58 82	140	H	Mercer	71 66
20	A	Florida St.	46 79					63	H	FGCU	62 68	145	A	Penn St.	61 80
								96	N	Old Dominion	76 78	187	A	Liberty	64 52
												187	A	Liberty	53 65
												187	H	Liberty	75 85
												197	A	North Ala.	59 68
												197	H	North Ala.	59 62
												208	A	Stetson	46 54
												208	H	Stetson	56 69
												223	H	Bethune-Cookman	56 58
												231	A	North Florida	80 72
												231	H	North Florida	75 63
												292	A	Charleston So.	68 58
												298	A	Kennesaw St.	55 75
												298	H	Kennesaw St.	68 53
												302	N	Alabama A&M	60 65
												314	A	FIU	73 62
												322	A	NJIT	61 56
												322	H	NJIT	69 55
												329	A	Lipscomb	58 61
												329	H	Lipscomb	62 47
												345	A	Savannah St.	68 58
LAST 12 Division I GAMES:															
187	A	Liberty	53 65	329	A	Lipscomb	58 61								
63	H	FGCU	62 68	298	H	Kennesaw St.	68 53								
197	A	North Ala.	59 68	63	A	FGCU	58 82								
322	H	NJIT	69 55	208	H	Stetson	56 69								
231	H	North Florida	75 63	187	H	Liberty	75 85								
208	A	Stetson	46 54	231	A	North Florida	80 72								

Non-Div I Games: Webber Int'l 73 39 Edward Waters 100 48 Warner 105 55

Jacksonville

Loss, Non-Conf, S Site, H Home A Away N Neutral

Average RPI Win:	270	WON-LOST	WINNING	LAST 10	STRENGTH OF	OPP. STRENGTH	TEAM	ADJ.	CONF.	ADJ CONF.
Average RPI Loss:	140	RECORD	PCT. RANK	GAMES	SCHEDULE	OF SCHEDULE	RPI	RPI	RPI	RPI
DIV. I ONLY	14- 15	182	0- 1	276	225	213	213	22	22	
DIV. I NON-CONF.	5- 5	162	0- 0	273	159	205	205	23	23	
TOTALS	RPI 1-25	RPI 26-50	W-L RECORDS	RPI 51-100	RPI 101-150	RPI 150+				
14- 15	0- 0	0- 0	OVERALL	0- 5	2- 6	12- 4				
6- 6	0- 0	0- 0	HOME	0- 3	2- 1	4- 2				
8- 6	0- 0	0- 0	AWAY	0- 1	0- 4	8- 1				
0- 3	0- 0	0- 0	NEUTRAL	0- 1	0- 1	0- 1				
5- 5	0- 0	0- 0	NON-CONFERENCE	0- 3	1- 1	4- 1				
1- 2	0- 0	0- 0	HOME	0- 2	1- 0	0- 0				
4- 1	0- 0	0- 0	AWAY	0- 0	0- 1	4- 0				
0- 2	0- 0	0- 0	NEUTRAL	0- 1	0- 0	0- 1				
9- 10	0- 0	0- 0	CONFERENCE	0- 2	1- 5	8- 3				
5- 4	0- 0	0- 0	HOME	0- 1	1- 1	4- 2				
4- 5	0- 0	0- 0	AWAY	0- 1	0- 3	4- 1				
0- 1	0- 0	0- 0	NEUTRAL	0- 0	0- 1	0- 0				

RPI S	Opponent	Score	RPI S	Opponent	Score	RPI S	Opponent	Score	RPI S	Opponent	Score	Team's RPI: 213
						53	H Miami (OH)	41 58	111	A UT Martin	72 77	
						54	A Belmont	52 66	132	A Morehead St.	55 66	
						54	H Belmont	41 64	132	H Morehead St.	68 57	
						84	N Harvard	62 69	132	N Morehead St.	60 77	
						89	H Troy	63 89	135	H Georgia St.	61 56	
									144	A Texas Tech	58 71	
									148	A Tennessee Tech	59 62	
									148	H Tennessee Tech	49 66	
									157	N Washington St.	51 64	
									235	A Ole Miss	60 49	
									238	A SIUE	68 61	
									238	H SIUE	47 51	
									239	A Southeast Mo. St.	56 39	
									261	H Murray St.	59 64	
									262	H Austin Peay	67 56	
									296	A Eastern Ill.	49 52	
									296	H Eastern Ill.	78 49	
									302	A Alabama A&M	55 48	
									304	A Tennessee St.	62 52	
									304	H Tennessee St.	76 73	
									329	A Lipscomb	58 46	
									332	A Eastern Ky.	53 44	
									332	H Eastern Ky.	69 64	
									346	A Florida A&M	62 31	
LAST 12 Division I GAMES:												
			132	N Morehead St.	60 77	304	H Tennessee St.	76 73				
			157	N Washington St.	51 64	148	A Tennessee Tech	59 62				
			238	A SIUE	68 61	239	A Southeast Mo. St.	56 39				
			296	A Eastern Ill.	49 52	111	A UT Martin	72 77				
			332	H Eastern Ky.	69 64	262	H Austin Peay	67 56				
			132	H Morehead St.	68 57	261	H Murray St.	59 64				

Non-Div I Games: Montevallo 84 52

Jacksonville St.

■ Loss,
■ Non-Conf,
■ S Site,
■ Home
■ Away
N Neutral

Average RPI Win:	174	WON-LOST	WINNING	LAST 10	STRENGTH OF	OPP. STRENGTH	TEAM	ADJ.	CONF.	ADJ CONF.
Average RPI Loss:	119	RECORD	PCT. RANK	GAMES	SCHEDULE	OF SCHEDULE	RPI	RPI	RPI	RPI
DIV. I ONLY	24- 4	12	1- 0	134	112	26	26	10	10	
DIV. I NON-CONF.	8- 3	72	0- 0	181	136	64	64	10	10	
TOTALS	RPI 1-25	RPI 26-50	W-L RECORDS	RPI 51-100	RPI 101-150	RPI 150+				
24- 4	0- 1	0- 0	OVERALL	3- 0	8- 2	13- 1				
13- 0	0- 0	0- 0	HOME	2- 0	5- 0	6- 0				
11- 4	0- 1	0- 0	AWAY	1- 0	3- 2	7- 1				
0- 0	0- 0	0- 0	NEUTRAL	0- 0	0- 0	0- 0				
8- 3	0- 1	0- 0	NON-CONFERENCE	1- 0	2- 1	5- 1				
5- 0	0- 0	0- 0	HOME	1- 0	2- 0	2- 0				
3- 3	0- 1	0- 0	AWAY	0- 0	0- 1	3- 1				
0- 0	0- 0	0- 0	NEUTRAL	0- 0	0- 0	0- 0				
16- 1	0- 0	0- 0	CONFERENCE	2- 0	6- 1	8- 0				
8- 0	0- 0	0- 0	HOME	1- 0	3- 0	4- 0				
8- 1	0- 0	0- 0	AWAY	1- 0	3- 1	4- 0				
0- 0	0- 0	0- 0	NEUTRAL	0- 0	0- 0	0- 0				

RPI 1-25				RPI 26-50		Team's RPI: 26		RPI 51-100				RPI 101+			
RPI	S	Opponent	Score	RPI	S	Opponent	Score	RPI	S	Opponent	Score	RPI	S	Opponent	Score
14	A	Maryland	63 87					70	A	Drexel	51 35	101	A	Northeastern	58 51
								70	H	Drexel	58 47	101	H	Northeastern	84 49
								71	H	Georgetown	69 57	110	H	Dayton	68 55
												117	A	UNCW	63 66
												117	H	UNCW	58 51
												118	H	St. John's (NY)	64 51
												120	A	Towson	63 56
												120	H	Towson	71 59
												131	A	Delaware	68 43
												146	A	Wake Forest	49 50
												159	A	William & Mary	78 65
												159	H	William & Mary	65 48
												176	A	Robert Morris	59 36
												187	A	Liberty	74 53
												199	A	Hampton	65 72
												212	H	George Washington	50 37
												219	A	Elon	74 46
												219	H	Elon	82 30
												245	A	Hofstra	59 44
												245	H	Hofstra	77 54
												297	A	Col. of Charleston	91 50
												297	H	Col. of Charleston	76 35
												299	H	Winthrop	56 39
												337	A	Delaware St.	103 57
LAST 12 Division I GAMES:															
				70	H	Drexel	58 47					245	A	Hofstra	59 44
				120	A	Towson	63 56					101	A	Northeastern	58 51
				159	A	William & Mary	78 65					120	H	Towson	71 59
				219	A	Elon	74 46					219	H	Elon	82 30
				117	H	UNCW	58 51					159	H	William & Mary	65 48
				297	H	Col. of Charleston	76 35					297	A	Col. of Charleston	91 50

Non-Div I Games:

James Madison

■ Loss,
■ Non-Conf, S Site,
■ Home
■ Away
N Neutral

Kansas

Through Games Of March 8, 2019

Average RPI Win:	185	WON-LOST	WINNING	LAST 10	STRENGTH OF	OPP. STRENGTH	TEAM	ADJ.	CONF.	ADJ CONF.
Average RPI Loss:	69	RECORD	PCT. RANK	GAMES	SCHEDULE	OF SCHEDULE	RPI	RPI	RPI	RPI
DIV. I ONLY	13- 17	213	1- 0	69	37	147	147	3	3	
DIV. I NON-CONF.	10- 1	17	0- 0	254	217	51	51	3	3	
TOTALS	RPI 1-25	RPI 26-50	W-L RECORDS	RPI 51-100	RPI 101-150	RPI 150+				
13- 17	0- 4	1- 3	OVERALL	1- 5	2- 4	9- 1				
8- 8	0- 2	0- 2	HOME	0- 2	0- 2	8- 0				
2- 9	0- 2	1- 1	AWAY	1- 3	0- 2	0- 1				
3- 0	0- 0	0- 0	NEUTRAL	0- 0	2- 0	1- 0				
10- 1	0- 0	0- 0	NON-CONFERENCE	1- 1	1- 0	8- 0				
7- 0	0- 0	0- 0	HOME	0- 0	0- 0	7- 0				
1- 1	0- 0	0- 0	AWAY	1- 1	0- 0	0- 0				
2- 0	0- 0	0- 0	NEUTRAL	0- 0	1- 0	1- 0				
3- 16	0- 4	1- 3	CONFERENCE	0- 4	1- 4	1- 1				
1- 8	0- 2	0- 2	HOME	0- 2	0- 2	1- 0				
1- 8	0- 2	1- 1	AWAY	0- 2	0- 2	0- 1				
1- 0	0- 0	0- 0	NEUTRAL	0- 0	1- 0	0- 0				

RPI	S	Opponent	Score	RPI	S	Opponent	Score	RPI	S	Opponent	Score	RPI	S	Opponent	Score	Team's RPI: 147
2	A	Baylor	40 80	29	A	Texas	43 62	51	A	TCU	53 58	116	N	Northwestern	66 57	
2	H	Baylor	68 94	29	H	Texas	73 91	51	H	TCU	66 76	139	A	Oklahoma St.	52 72	
11	A	Iowa St.	49 69	33	A	Kansas St.	61 54	69	A	West Virginia	50 71	139	H	Oklahoma St.	62 72	
11	H	Iowa St.	73 82	33	H	Kansas St.	62 72	69	H	West Virginia	61 75	139	N	Oklahoma St.	76 66	
								82	A	LSU	68 61	144	A	Texas Tech	66 69	
								91	A	Nebraska	52 58	144	H	Texas Tech	71 75	
												152	A	Oklahoma	67 78	
												152	H	Oklahoma	88 79	
												157	N	Washington St.	71 63	
												165	H	Oral Roberts	70 58	
												210	H	Grambling	76 45	
												222	H	George Mason	77 56	
												234	H	UMKC	67 55	
												275	H	Vermont	77 36	
												302	H	Alabama A&M	65 54	
												313	H	Iona	75 44	
LAST 12 Division I GAMES:																
139	N	Oklahoma St.	76 66	2	A	Baylor	40 80	144	H	Texas Tech	71 75	152	A	Oklahoma	67 78	
116	N	Northwestern	66 57	29	H	Texas	73 91	33	H	Kansas St.	62 72	69	A	West Virginia	50 71	
11	A	Iowa St.	49 69	51	H	TCU	66 76	69	A	West Virginia	50 71					
69	H	West Virginia	61 75													
51	H	TCU	66 76													
139	A	Oklahoma St.	52 72													

Non-Div I Games:

Kansas

Loss, Non-Conf, S Site, H Home A Away N Neutral

Average RPI Win: 133		WON-LOST	WINNING	LAST 10	STRENGTH OF	OPP. STRENGTH	TEAM	ADJ.	CONF.	ADJ CONF.
Average RPI Loss: 35		RECORD	PCT. RANK	GAMES	SCHEDULE	OF SCHEDULE	RPI	RPI	RPI	RPI
DIV. I ONLY		20- 10	84	1- 0	23	19	33	33	3	3
DIV. I NON-CONF.		9- 3	62	0- 0	72	26	45	45	3	3
TOTALS		RPI 1-25	RPI 26-50	W-L RECORDS	RPI 51-100	RPI 101-150	RPI 150+			
20- 10	0- 7		3- 0	OVERALL	5- 2	5- 1	7- 0			
12- 4	0- 2		2- 0	HOME	2- 1	2- 1	6- 0			
7- 3	0- 2		1- 0	AWAY	2- 1	3- 0	1- 0			
1- 3	0- 3		0- 0	NEUTRAL	1- 0	0- 0	0- 0			
9- 3	0- 3		1- 0	NON-CONFERENCE	3- 0	0- 0	5- 0			
7- 0	0- 0		1- 0	HOME	1- 0	0- 0	5- 0			
1- 0	0- 0		0- 0	AWAY	1- 0	0- 0	0- 0			
1- 3	0- 3		0- 0	NEUTRAL	1- 0	0- 0	0- 0			
11- 7	0- 4		2- 0	CONFERENCE	2- 2	5- 1	2- 0			
5- 4	0- 2		1- 0	HOME	1- 1	2- 1	1- 0			
6- 3	0- 2		1- 0	AWAY	1- 1	3- 0	1- 0			
0- 0	0- 0		0- 0	NEUTRAL	0- 0	0- 0	0- 0			

RPI 1-25				RPI 26-50				Team's RPI: 33				RPI 51-100				RPI 101+			
RPI	S	Opponent	Score	RPI	S	Opponent	Score	RPI	S	Opponent	Score	RPI	S	Opponent	Score	RPI	S	Opponent	Score
2	A	Baylor	50 65	29	A	Texas	69 60	51	A	TCU	75 72	139	A	Oklahoma St.	68 58				
2	H	Baylor	48 71	29	H	Texas	87 69	51	H	TCU	47 61	139	H	Oklahoma St.	59 48				
10	N	Syracuse	61 70	47	H	Lamar University	73 55	57	N	Princeton	80 61	144	A	Texas Tech	66 62				
11	A	Iowa St.	58 96					67	A	Little Rock	53 47	144	H	Texas Tech	75 67				
11	H	Iowa St.	52 81					69	A	West Virginia	30 60	147	A	Kansas	72 62				
22	N	DePaul	59 79					69	H	West Virginia	90 79	147	H	Kansas	54 61				
23	N	Arizona St.	51 65					78	H	UNI	72 62	152	A	Oklahoma	83 75				
												152	H	Oklahoma	86 56				
												192	H	North Texas	60 42				
												204	H	Vanderbilt	72 61				
												234	H	UMKC	61 50				
												277	H	Central Ark.	70 54				
												317	H	Omaha	61 46				
LAST 12 Division I GAMES:																			
				139	A	Oklahoma St.	68 58	152	A	Oklahoma	83 75								
				144	H	Texas Tech	75 67	147	A	Kansas	72 62								
				69	H	West Virginia	90 79	11	H	Iowa St.	52 81								
				51	A	TCU	75 72	51	H	TCU	47 61								
				29	A	Texas	69 60	69	A	West Virginia	30 60								
				2	H	Baylor	48 71	139	H	Oklahoma St.	59 48								

Non-Div I Games:

Kansas St.

Loss, Non-Conf, S Site, H Home A Away N Neutral

Average RPI Win:	263	WON-LOST	WINNING	LAST 10	STRENGTH OF	OPP. STRENGTH	TEAM	ADJ.	CONF.	ADJ CONF.
Average RPI Loss:	181	RECORD	PCT. RANK	GAMES	SCHEDULE	OF SCHEDULE	RPI	RPI	RPI	RPI
DIV. I ONLY	8- 21	287	1- 0	216	292	298	298	24	24	
DIV. I NON-CONF.	3- 9	271	0- 0	151	285	274	274	26	26	
TOTALS	RPI 1-25	RPI 26-50	W-L RECORDS	RPI 51-100	RPI 101-150	RPI 150+				
8- 21	0- 0	0- 1	OVERALL	0- 3	0- 4	8- 13				
6- 4	0- 0	0- 0	HOME	0- 1	0- 0	6- 3				
1- 13	0- 0	0- 0	AWAY	0- 2	0- 3	1- 8				
1- 4	0- 0	0- 1	NEUTRAL	0- 0	0- 1	1- 2				
3- 9	0- 0	0- 1	NON-CONFERENCE	0- 1	0- 4	3- 3				
2- 0	0- 0	0- 0	HOME	0- 0	0- 0	2- 0				
0- 5	0- 0	0- 0	AWAY	0- 1	0- 3	0- 1				
1- 4	0- 0	0- 1	NEUTRAL	0- 0	0- 1	1- 2				
5- 12	0- 0	0- 0	CONFERENCE	0- 2	0- 0	5- 10				
4- 4	0- 0	0- 0	HOME	0- 1	0- 0	4- 3				
1- 8	0- 0	0- 0	AWAY	0- 1	0- 0	1- 7				
0- 0	0- 0	0- 0	NEUTRAL	0- 0	0- 0	0- 0				

RPI S	Opponent	Score	RPI S	Opponent	Score	RPI S	Opponent	Score	RPI S	Opponent	Score	Team's RPI: 298
40 N	Michigan St.	51 75	62 A	Georgia Tech	35 60	108 N	Idaho St.	49 60				
			63 A	FGCU	48 79	126 A	Seton Hall	80 102				
			63 H	FGCU	46 69	135 A	Georgia St.	73 79				
						140 A	Mercer	48 64				
						187 A	Liberty	55 68				
						187 H	Liberty	61 67				
						191 H	Furman	74 63				
						194 A	East Carolina	56 68				
						197 A	North Ala.	55 80				
						197 H	North Ala.	74 72				
						208 A	Stetson	69 76				
						208 A	Stetson	67 59				
						208 H	Stetson	45 58				
						223 N	Bethune-Cookman	61 64				
						231 A	North Florida	66 74				
						231 H	North Florida	60 71				
						233 A	Jacksonville	53 68				
						233 H	Jacksonville	75 55				
						285 H	Ga. Southern	78 59				
						306 N	UMBC	53 57				
						322 A	NJIT	60 66				
						322 H	NJIT	70 47				
						329 A	Lipscomb	69 72				
						329 H	Lipscomb	67 36				
						335 N	N.C. Central	78 54				
LAST 12 Division I GAMES:												
208 A	Stetson	67 59	329 H	Lipscomb	67 36							
329 A	Lipscomb	69 72	231 A	North Florida	66 74							
208 H	Stetson	45 58	322 H	NJIT	70 47							
187 A	Liberty	55 68	233 A	Jacksonville	53 68							
63 A	FGCU	48 79	208 A	Stetson	69 76							
197 H	North Ala.	74 72	231 H	North Florida	60 71							

Non-Div I Games: Middle Ga. St. 80 70

Kennesaw St.

Average RPI Win:	197	WON-LOST	WINNING	LAST 10	STRENGTH OF	OPP. STRENGTH	TEAM	ADJ.	CONF.	ADJ CONF.
Average RPI Loss:	77	RECORD	PCT. RANK	GAMES	SCHEDULE	OF SCHEDULE	RPI	RPI	RPI	RPI
DIV. I ONLY	16- 11	121	1- 0	75	106	83	83	8	8	
DIV. I NON-CONF.	6- 4	125	0- 0	138	166	96	96	9	9	
TOTALS	RPI 1-25	RPI 26-50	W-L RECORDS	RPI 51-100	RPI 101-150	RPI 150+				
16- 11	0- 1	0- 5	OVERALL	2- 2	2- 1	12- 2				
9- 3	0- 0	0- 2	HOME	1- 0	2- 1	6- 0				
7- 8	0- 1	0- 3	AWAY	1- 2	0- 0	6- 2				
0- 0	0- 0	0- 0	NEUTRAL	0- 0	0- 0	0- 0				
6- 4	0- 1	0- 1	NON-CONFERENCE	0- 1	1- 1	5- 0				
3- 1	0- 0	0- 0	HOME	0- 0	1- 1	2- 0				
3- 3	0- 1	0- 1	AWAY	0- 1	0- 0	3- 0				
0- 0	0- 0	0- 0	NEUTRAL	0- 0	0- 0	0- 0				
10- 7	0- 0	0- 4	CONFERENCE	2- 1	1- 0	7- 2				
6- 2	0- 0	0- 2	HOME	1- 0	1- 0	4- 0				
4- 5	0- 0	0- 2	AWAY	1- 1	0- 0	3- 2				
0- 0	0- 0	0- 0	NEUTRAL	0- 0	0- 0	0- 0				

RPI 1-25				RPI 26-50				RPI 51-100				Team's RPI: 83		RPI 101+			
RPI	S	Opponent	Score	RPI	S	Opponent	Score	RPI	S	Opponent	Score			RPI	S	Opponent	Score
7	A	NC State	61 78	28	H	Central Mich.	75 82	53	A	Miami (OH)	63 79			115	H	Youngstown St.	62 34
				31	A	Ohio	81 83	53	H	Miami (OH)	67 58			125	H	Northern Ill.	87 78
				31	H	Ohio	67 69	74	A	Wright St.	55 61			133	H	Duquesne	72 77
				36	A	Buffalo	66 75	75	A	Toledo	58 47			151	A	Akron	65 55
				38	A	North Carolina	60 73							151	H	Akron	73 58
														176	A	Robert Morris	54 46
														200	A	Ball St.	44 48
														217	A	Eastern Mich.	67 54
														217	H	Eastern Mich.	71 64
														218	A	Bowling Green	49 62
														218	H	Bowling Green	77 73
														240	H	Northern Ky.	62 61
														263	A	St. Bonaventure	76 64
														264	A	Western Mich.	56 52
														264	H	Western Mich.	55 51
														308	H	Oakland	75 65
														322	A	NJIT	57 40
LAST 12 Division I GAMES:																	
				151	A	Akron	65 55					217	A	Eastern Mich.	67 54		
				218	A	Bowling Green	49 62					36	A	Buffalo	66 75		
				53	H	Miami (OH)	67 58					264	H	Western Mich.	55 51		
				31	H	Ohio	67 69					151	H	Akron	73 58		
				264	A	Western Mich.	56 52					53	A	Miami (OH)	63 79		
				218	H	Bowling Green	77 73					200	A	Ball St.	44 48		

Non-Div I Games: Clarion 92 38

Kent St.

■ Loss,
 ■ Non-Conf,
 ■ S Site,
 ■ Home
 ■ A Away
 N Neutral

Kentucky

Through Games Of March 8, 2019

Average RPI Win:	132	WON-LOST	WINNING	LAST 10	STRENGTH OF	OPP. STRENGTH	TEAM	ADJ.	CONF.	ADJ CONF.
Average RPI Loss:	46	RECORD	PCT. RANK	GAMES	SCHEDULE	OF SCHEDULE	RPI	RPI	RPI	RPI
DIV. I ONLY	24- 7	37	0- 1	38	41	21	21	5	5	
DIV. I NON-CONF.	13- 1	9	0- 0	99	85	16	16	5	5	
TOTALS	RPI 1-25	RPI 26-50	W-L RECORDS	RPI 51-100	RPI 101-150	RPI 150+				
24- 7	1- 5	4- 1	OVERALL	6- 0	4- 0	9- 1				
15- 3	0- 2	1- 0	HOME	4- 0	2- 0	8- 1				
6- 3	1- 3	1- 0	AWAY	2- 0	1- 0	1- 0				
3- 1	0- 0	2- 1	NEUTRAL	0- 0	1- 0	0- 0				
13- 1	0- 1	2- 0	NON-CONFERENCE	2- 0	3- 0	6- 0				
10- 0	0- 0	0- 0	HOME	2- 0	2- 0	6- 0				
0- 1	0- 1	0- 0	AWAY	0- 0	0- 0	0- 0				
3- 0	0- 0	2- 0	NEUTRAL	0- 0	1- 0	0- 0				
11- 6	1- 4	2- 1	CONFERENCE	4- 0	1- 0	3- 1				
5- 3	0- 2	1- 0	HOME	2- 0	0- 0	2- 1				
6- 2	1- 2	1- 0	AWAY	2- 0	1- 0	1- 0				
0- 1	0- 0	0- 1	NEUTRAL	0- 0	0- 0	0- 0				

RPI	S	Opponent	Score	RPI	S	Opponent	Score	RPI	S	Opponent	Score	RPI	S	Opponent	Score
3	A	Louisville	75 80	27	H	Missouri	52 41	58	A	Tennessee	73 71	112	A	Georgia	58 53
8	A	Mississippi St.	71 86	27	N	Missouri	68 70	66	H	Middle Tenn.	72 55	113	H	High Point	71 49
16	A	Texas A&M	71 73	32	N	UCLA	75 74	81	H	Arkansas	61 59	121	N	South Fla.	85 63
16	H	Texas A&M	55 62	38	N	North Carolina	85 75	82	A	LSU	64 60	132	H	Morehead St.	87 57
19	A	South Carolina	65 57	48	A	Auburn	78 68	82	H	LSU	57 52	158	A	Alabama	68 53
19	H	South Carolina	70 74					94	H	Virginia	63 51	177	H	Southern U.	91 41
												182	H	Sacred Heart	71 43
												204	H	Vanderbilt	77 55
												214	H	Florida	62 51
												235	H	Ole Miss	49 55
												260	H	Rhode Island	75 52
												261	H	Murray St.	88 49
												266	H	Alabama St.	87 35
												342	H	Western Caro.	99 39
LAST 12 Division I GAMES:															
27	N	Missouri	68 70	158	A	Alabama	68 53								
112	A	Georgia	58 53	48	A	Auburn	78 68								
16	H	Texas A&M	55 62	214	H	Florida	62 51								
82	H	LSU	57 52	19	H	South Carolina	70 74								
19	A	South Carolina	65 57	16	A	Texas A&M	71 73								
81	H	Arkansas	61 59	27	H	Missouri	52 41								

Non-Div I Games:

Kentucky

■ Loss,
■ Non-Conf,
■ S Site,
■ H Home
■ A Away
N Neutral

RPI	S	Opponent	Score
344	H	Fairleigh Dickinson	52 69
347	A	Saint Peter's	59 86

L
I
U
B
r
o
o
k
l
y
n

L
I
U
B
r
o
o
k
l
y
n

LIU Brooklyn

Average RPI Win:	156	WON-LOST	WINNING	LAST 10	STRENGTH OF	OPP. STRENGTH	TEAM	ADJ.	CONF.	ADJ CONF.
Average RPI Loss:	54	RECORD	PCT. RANK	GAMES	SCHEDULE	OF SCHEDULE	RPI	RPI	RPI	RPI
DIV. I ONLY	16- 13	144	0- 1	28	61	82	82	5	5	
DIV. I NON-CONF.	9- 3	62	0- 0	125	165	82	82	5	5	
TOTALS	RPI 1-25	RPI 26-50	W-L RECORDS	RPI 51-100	RPI 101-150	RPI 150+				
16- 13	2- 7	1- 1	OVERALL	2- 2	2- 2	9- 1				
11- 6	1- 3	1- 1	HOME	2- 0	2- 1	5- 1				
5- 6	1- 4	0- 0	AWAY	0- 1	0- 1	4- 0				
0- 1	0- 0	0- 0	NEUTRAL	0- 1	0- 0	0- 0				
9- 3	1- 1	0- 0	NON-CONFERENCE	1- 0	2- 1	5- 1				
7- 2	0- 0	0- 0	HOME	1- 0	2- 1	4- 1				
2- 1	1- 1	0- 0	AWAY	0- 0	0- 0	1- 0				
0- 0	0- 0	0- 0	NEUTRAL	0- 0	0- 0	0- 0				
7- 10	1- 6	1- 1	CONFERENCE	1- 2	0- 1	4- 0				
4- 4	1- 3	1- 1	HOME	1- 0	0- 0	1- 0				
3- 5	0- 3	0- 0	AWAY	0- 1	0- 1	3- 0				
0- 1	0- 0	0- 0	NEUTRAL	0- 1	0- 0	0- 0				

RPI 1-25				RPI 26-50				RPI 51-100				Team's RPI: 82		RPI 101+			
RPI	S	Opponent	Score	RPI	S	Opponent	Score	RPI	S	Opponent	Score			RPI	S	Opponent	Score
8	A	Mississippi St.	56 76	27	H	Missouri	61 51	58	A	Tennessee	65 74			112	A	Georgia	50 63
8	H	Mississippi St.	35 68	48	H	Auburn	46 56	58	N	Tennessee	66 69			114	H	Northern Colo.	62 57
16	A	Texas A&M	55 59					67	H	Little Rock	60 45			121	H	South Fla.	78 49
16	H	Texas A&M	63 52					81	H	Arkansas	71 34			147	H	Kansas	61 68
19	H	South Carolina	53 76											158	A	Alabama	62 56
20	A	Florida St.	58 45											160	H	Nicholls St.	76 44
21	A	Kentucky	52 57											168	H	Tulane	54 56
21	H	Kentucky	60 64											174	H	Sam Houston St.	66 52
24	A	Rutgers	43 57											204	A	Vanderbilt	79 68
														214	H	Florida	69 51
														235	A	Ole Miss	55 41
														265	A	Louisiana	76 54
														317	H	McNeese	86 36
														324	H	Southeastern La.	72 52
LAST 12 Division I GAMES:																	
				58	N	Tennessee	66 69	16	A	Texas A&M	55 59						
				48	H	Auburn	46 56	81	H	Arkansas	71 34						
				8	A	Mississippi St.	56 76	27	H	Missouri	61 51						
				21	A	Kentucky	52 57	8	H	Mississippi St.	35 68						
				214	H	Florida	69 51	58	A	Tennessee	65 74						
				204	A	Vanderbilt	79 68	158	A	Alabama	62 56						

Non-Div I Games:

LSU

■ Loss,
 ■ Non-Conf,
 ■ S Site,
 ■ Home
 ■ Away
 N Neutral

Average RPI Win:	228	WON-LOST	WINNING	LAST 10	STRENGTH OF	OPP. STRENGTH	TEAM	ADJ.	CONF.	ADJ CONF.
Average RPI Loss:	149	RECORD	PCT. RANK	GAMES	SCHEDULE	OF SCHEDULE	RPI	RPI	RPI	RPI
DIV. I ONLY	6- 25	323	0- 1	130	177	286	286	17	17	
DIV. I NON-CONF.	3- 11	292	0- 0	54	173	212	212	16	16	
TOTALS	RPI 1-25	RPI 26-50	W-L RECORDS	RPI 51-100	RPI 101-150	RPI 150+				
6- 25	0- 1	0- 1	OVERALL	0- 5	1- 6	5- 12				
3- 9	0- 0	0- 0	HOME	0- 2	0- 2	3- 5				
1- 16	0- 1	0- 1	AWAY	0- 3	0- 4	1- 7				
2- 0	0- 0	0- 0	NEUTRAL	0- 0	1- 0	1- 0				
3- 11	0- 1	0- 1	NON-CONFERENCE	0- 3	1- 3	2- 3				
1- 3	0- 0	0- 0	HOME	0- 1	0- 1	1- 1				
0- 8	0- 1	0- 1	AWAY	0- 2	0- 2	0- 2				
2- 0	0- 0	0- 0	NEUTRAL	0- 0	1- 0	1- 0				
3- 14	0- 0	0- 0	CONFERENCE	0- 2	0- 3	3- 9				
2- 6	0- 0	0- 0	HOME	0- 1	0- 1	2- 4				
1- 8	0- 0	0- 0	AWAY	0- 1	0- 2	1- 5				
0- 0	0- 0	0- 0	NEUTRAL	0- 0	0- 0	0- 0				

RPI 1-25			RPI 26-50			RPI 51-100			RPI 101+			Team's RPI: 286
RPI	S	Opponent	Score	RPI	S	Opponent	Score	RPI	S	Opponent	Score	
25	A	Oregon St.	46 100	45	A	Villanova	68 81	56	A	Penn	34 65	104 N Pepperdine 62 55
								70	H	Drexel	43 58	110 A Dayton 38 65
								84	A	Harvard	43 88	110 A Dayton 45 84
								93	A	VCU	38 68	118 H St. John's (NY) 57 83
								97	H	Fordham	54 65	119 A Providence 47 77
												120 A Towson 68 92
												133 H Duquesne 62 66
												154 A Davidson 61 80
												166 A Temple 47 75
												176 A Robert Morris 39 67
												178 A Saint Louis 58 69
												203 H Massachusetts 60 74
												212 H George Washington 59 67
												221 H Howard 54 57
												222 A George Mason 42 59
												222 H George Mason 77 71
												232 A Saint Joseph's 57 60
												232 H Saint Joseph's 63 64
												240 N Northern Ky. 74 56
												260 H Rhode Island 77 71
												263 A St. Bonaventure 52 45
												271 A Richmond 51 56
												271 H Richmond 60 74
												279 H Norfolk St. 62 52
LAST 12 Division I GAMES:												
110	A	Dayton	38 65	178	A	Saint Louis	58 69					
222	H	George Mason	77 71	260	H	Rhode Island	77 71					
263	A	St. Bonaventure	52 45	154	A	Davidson	61 80					
271	A	Richmond	51 56	97	H	Fordham	54 65					
232	H	Saint Joseph's	63 64	271	H	Richmond	60 74					
222	A	George Mason	42 59	133	H	Duquesne	62 66					

Non-Div I Games:

La Salle

■ Loss,
 ■ Non-Conf,
 ■ S Site,
 ■ H Home
 ■ A Away
 N Neutral

La.-Monroe

Through Games Of March 8, 2019

Average RPI Win:	273	WON-LOST	WINNING	LAST 10	STRENGTH OF	OPP. STRENGTH	TEAM	ADJ.	CONF.	ADJ CONF.
Average RPI Loss:	175	RECORD	PCT. RANK	GAMES	SCHEDULE	OF SCHEDULE	RPI	RPI	RPI	RPI
DIV. I ONLY	8- 18	271	1- 0	317	207	301	301	12	12	
DIV. I NON-CONF.	4- 5	190	0- 0	348	342	310	310	14	14	
TOTALS	RPI 1-25	RPI 26-50	W-L RECORDS	RPI 51-100	RPI 101-150	RPI 150+				
8- 18	0- 0	0- 0	OVERALL	0- 3	0- 6	8- 9				
4- 7	0- 0	0- 0	HOME	0- 1	0- 2	4- 4				
4- 11	0- 0	0- 0	AWAY	0- 2	0- 4	4- 5				
0- 0	0- 0	0- 0	NEUTRAL	0- 0	0- 0	0- 0				
4- 5	0- 0	0- 0	NON-CONFERENCE	0- 0	0- 1	4- 4				
2- 1	0- 0	0- 0	HOME	0- 0	0- 0	2- 1				
2- 4	0- 0	0- 0	AWAY	0- 0	0- 1	2- 3				
0- 0	0- 0	0- 0	NEUTRAL	0- 0	0- 0	0- 0				
4- 13	0- 0	0- 0	CONFERENCE	0- 3	0- 5	4- 5				
2- 6	0- 0	0- 0	HOME	0- 1	0- 2	2- 3				
2- 7	0- 0	0- 0	AWAY	0- 2	0- 3	2- 2				
0- 0	0- 0	0- 0	NEUTRAL	0- 0	0- 0	0- 0				

RPI 1-25			RPI 26-50			RPI 51-100			RPI 101+			Team's RPI: 301	
RPI	S	Opponent	Score	RPI	S	Opponent	Score	RPI	S	Opponent	Score		
								67	A	Little Rock	44	63	
								79	H	UT Arlington	56	60	
								89	A	Troy	56	78	

Non-Div I Games: LSU-Alexandria 93 62 Ark.-Monticello 70 39

La.-Monroe

■ Loss,
■ Non-Conf, S Site,
■ Home
■ Away
N Neutral

Lamar University

Through Games Of March 8, 2019

Average RPI Win:	232	WON-LOST	WINNING	LAST 10	STRENGTH OF	OPP. STRENGTH	TEAM	ADJ.	CONF.	ADJ CONF.
Average RPI Loss:	58	RECORD	PCT. RANK	GAMES	SCHEDULE	OF SCHEDULE	RPI	RPI	RPI	RPI
DIV. I ONLY	19- 5	33	0- 0	145	232	47	47	25	25	
DIV. I NON-CONF.	3- 4	199	0- 0	10	15	26	26	22	22	
TOTALS	RPI 1-25	RPI 26-50	W-L RECORDS	RPI 51-100	RPI 101-150	RPI 150+				
19- 5	1- 1	0- 2	OVERALL	2- 1	1- 0	15- 1				
9- 0	0- 0	0- 0	HOME	2- 0	0- 0	7- 0				
10- 4	1- 1	0- 1	AWAY	0- 1	1- 0	8- 1				
0- 1	0- 0	0- 1	NEUTRAL	0- 0	0- 0	0- 0				
3- 4	1- 1	0- 2	NON-CONFERENCE	1- 0	0- 0	1- 1				
1- 0	0- 0	0- 0	HOME	1- 0	0- 0	0- 0				
2- 3	1- 1	0- 1	AWAY	0- 0	0- 0	1- 1				
0- 1	0- 0	0- 1	NEUTRAL	0- 0	0- 0	0- 0				
16- 1	0- 0	0- 0	CONFERENCE	1- 1	1- 0	14- 0				
8- 0	0- 0	0- 0	HOME	1- 0	0- 0	7- 0				
8- 1	0- 0	0- 0	AWAY	0- 1	1- 0	7- 0				
0- 0	0- 0	0- 0	NEUTRAL	0- 0	0- 0	0- 0				

RPI 1-25				RPI 26-50				Team's RPI: 47	RPI 51-100				RPI 101+			
RPI	S	Opponent	Score	RPI	S	Opponent	Score		RPI	S	Opponent	Score	RPI	S	Opponent	Score
8	A	Mississippi St.	53 104	31	N	Ohio	62 87		64	A	SFA	58 70	141	A	Abilene Christian	63 60
16	A	Texas A&M	74 68	33	A	Kansas St.	55 73		64	H	SFA	62 46	153	A	Denver	110 117
									90	H	Pacific	82 66	160	H	Nicholls St.	78 65
													174	A	Sam Houston St.	83 72
													174	H	Sam Houston St.	81 76
													255	A	A&M-Corpus Christi	72 47
													255	H	A&M-Corpus Christi	76 58
													265	A	Louisiana	79 77
													277	H	Central Ark.	57 37
													287	A	New Orleans	79 57
													310	A	Incarnate Word	77 51
													310	H	Incarnate Word	79 53
													317	A	McNeese	64 62
													320	A	Northwestern St.	94 70
													324	H	Southeastern La.	94 54
													336	A	Houston Baptist	97 49
													336	H	Houston Baptist	63 50
LAST 12 Division I GAMES:																
64	H	SFA	62 46	64	A	SFA	58 70									
336	A	Houston Baptist	97 49	141	A	Abilene Christian	63 60									
255	A	A&M-Corpus Christi	72 47	317	A	McNeese	64 62									
310	H	Incarnate Word	79 53	160	H	Nicholls St.	78 65									
174	H	Sam Houston St.	81 76	174	A	Sam Houston St.	83 72									
320	A	Northwestern St.	94 70	310	A	Incarnate Word	77 51									

Non-Div I Games: LeTourneau 104 27 Louisiana Col. 94 43 McMurry 100 37 Howard Payne 93 37 Lamar University

Loss, Non-Conf, S Site, H Home A Away N Neutral

Average RPI Win:	261	WON-LOST	WINNING	LAST 10	STRENGTH OF	OPP. STRENGTH	TEAM	ADJ.	CONF.	ADJ CONF.
Average RPI Loss:	80	RECORD	PCT. RANK	GAMES	SCHEDULE	OF SCHEDULE	RPI	RPI	RPI	RPI
DIV. I ONLY	19- 9	77	0- 1	189	238	127	127	18	18	
DIV. I NON-CONF.	7- 3	83	0- 1	182	253	129	129	21	21	
TOTALS	RPI 1-25	RPI 26-50	W-L RECORDS	RPI 51-100	RPI 101-150	RPI 150+				
19- 9	0- 1	0- 3	OVERALL	0- 2	0- 1	19- 2				
11- 5	0- 0	0- 2	HOME	0- 1	0- 1	11- 1				
8- 4	0- 1	0- 1	AWAY	0- 1	0- 0	8- 1				
0- 0	0- 0	0- 0	NEUTRAL	0- 0	0- 0	0- 0				
7- 3	0- 1	0- 1	NON-CONFERENCE	0- 0	0- 1	7- 0				
5- 2	0- 0	0- 1	HOME	0- 0	0- 1	5- 0				
2- 1	0- 1	0- 0	AWAY	0- 0	0- 0	2- 0				
0- 0	0- 0	0- 0	NEUTRAL	0- 0	0- 0	0- 0				
12- 6	0- 0	0- 2	CONFERENCE	0- 2	0- 0	12- 2				
6- 3	0- 0	0- 1	HOME	0- 1	0- 0	6- 1				
6- 3	0- 0	0- 1	AWAY	0- 1	0- 0	6- 1				
0- 0	0- 0	0- 0	NEUTRAL	0- 0	0- 0	0- 0				

RPI 1-25				RPI 26-50				RPI 51-100				RPI 101+ Team's RPI: 127			
RPI	S	Opponent	Score	RPI	S	Opponent	Score	RPI	S	Opponent	Score	RPI	S	Opponent	Score
1	A	Notre Dame	68 95	41	A	Bucknell	53 71	75	A	American	47 50	107	H	Charlotte	60 62
				41	H	Bucknell	68 73	75	H	American	53 61	167	A	Boston U.	45 58
				45	H	Villanova	48 70					167	H	Boston U.	48 52
												182	H	Sacred Heart	70 66
												189	A	Holy Cross	79 74
												189	H	Holy Cross	64 55
												206	H	Cornell	67 54
												228	H	Monmouth	63 48
												248	A	Colgate	75 63
												248	H	Colgate	86 58
												249	A	Navy	56 38
												249	H	Navy	66 55
												254	A	Binghamton	65 55
												274	A	Loyola Maryland	65 46
												274	H	Loyola Maryland	51 42
												278	A	Army West Point	73 50
												278	H	Army West Point	55 46
												279	H	Norfolk St.	62 41
												325	A	Central Conn. St.	88 62
												330	A	Lafayette	70 43
												330	H	Lafayette	67 50
												350	H	LIU Brooklyn	72 38
LAST 12 Division I GAMES:															
107	H	Charlotte	60 62	75	A	American	47 50	41	H	Bucknell	68 73	167	H	Boston U.	48 52
189	A	Holy Cross	79 74	249	H	Navy	66 55	274	H	Loyola Maryland	51 42	278	A	Army West Point	73 50
330	H	Lafayette	67 50	278	A	Army West Point	55 46								
274	A	Loyola Maryland	65 46												
248	A	Colgate	75 63												

Non-Div I Games: Kutztown 73 39

Lehigh

■ Loss,
 ■ Non-Conf,
 ■ S Site,
 ■ H Home
 ■ A Away
 N Neutral

Liberty

Through Games Of March 8, 2019

Average RPI Win:	255	WON-LOST	WINNING	LAST 10	STRENGTH OF	OPP. STRENGTH	TEAM	ADJ.	CONF.	ADJ CONF.
Average RPI Loss:	160	RECORD	PCT. RANK	GAMES	SCHEDULE	OF SCHEDULE	RPI	RPI	RPI	RPI
DIV. I ONLY	14- 15	182	1- 0	186	277	187	187	24	24	
DIV. I NON-CONF.	3- 9	271	0- 0	101	239	223	223	26	26	
TOTALS	RPI 1-25	RPI 26-50	W-L RECORDS	RPI 51-100	RPI 101-150	RPI 150+				
14- 15	0- 1	0- 1	OVERALL	0- 3	1- 1	13- 9				
7- 5	0- 0	0- 1	HOME	0- 2	0- 0	7- 2				
6- 7	0- 0	0- 0	AWAY	0- 1	0- 0	6- 6				
1- 3	0- 1	0- 0	NEUTRAL	0- 0	1- 1	0- 1				
3- 9	0- 1	0- 1	NON-CONFERENCE	0- 1	1- 1	2- 5				
1- 2	0- 0	0- 1	HOME	0- 1	0- 0	1- 0				
1- 4	0- 0	0- 0	AWAY	0- 0	0- 0	1- 4				
1- 3	0- 1	0- 0	NEUTRAL	0- 0	1- 1	0- 1				
11- 6	0- 0	0- 0	CONFERENCE	0- 2	0- 0	11- 4				
6- 3	0- 0	0- 0	HOME	0- 1	0- 0	6- 2				
5- 3	0- 0	0- 0	AWAY	0- 1	0- 0	5- 2				
0- 0	0- 0	0- 0	NEUTRAL	0- 0	0- 0	0- 0				

RPI 1-25			RPI 26-50			RPI 51-100			RPI 101+ Team's RPI: 187		
RPI	S	Opponent	Score	RPI	S	Opponent	Score	RPI	S	Opponent	Score
15	N	UCF	45 53	26	H	James Madison	53 74	63	A	FGCU	50 68
								63	H	FGCU	64 65
								65	H	Virginia Tech	61 72
								107	N	Charlotte	61 63
								133	N	Duquesne	55 51
								170	A	Chattanooga	60 75
								194	A	East Carolina	63 66
								197	A	North Ala.	61 57
								197	H	North Ala.	61 48
								208	A	Stetson	52 69
								208	H	Stetson	56 68
								209	H	Saint Francis (PA)	82 53
								223	A	Bethune-Cookman	76 81
								231	A	North Florida	54 66
								231	H	North Florida	69 53
								233	A	Jacksonville	85 75
								233	H	Jacksonville	65 53
								233	H	Jacksonville	52 64
								243	A	ETSU	89 86
								279	N	Norfolk St.	53 66
								298	A	Kennesaw St.	67 61
								298	H	Kennesaw St.	68 55
								309	A	UNC Greensboro	45 48
								322	A	NJIT	58 39
								322	H	NJIT	58 47
								329	A	Lipscomb	77 60
								329	H	Lipscomb	74 60
LAST 12 Division I GAMES:											
233	H	Jacksonville	65 53	197	A	North Ala.	61 57				
279	N	Norfolk St.	53 66	329	H	Lipscomb	74 60				
197	H	North Ala.	61 48	63	H	FGCU	64 65				
322	A	NJIT	58 39	208	H	Stetson	56 68				
298	H	Kennesaw St.	68 55	322	H	NJIT	58 47				
231	A	North Florida	54 66	329	A	Lipscomb	77 60				

Non-Div I Games: West Chester 61 42

Liberty

Loss, Non-Conf, S Site, H Home A Away N Neutral

Average RPI Win:	284	WON-LOST	WINNING	LAST 10	STRENGTH OF	OPP. STRENGTH	TEAM	ADJ.	CONF.	ADJ CONF.
Average RPI Loss:	186	RECORD	PCT. RANK	GAMES	SCHEDULE	OF SCHEDULE	RPI	RPI	RPI	RPI
DIV. I ONLY	4- 25	340	1- 0	191	296	329	329	24	24	
DIV. I NON-CONF.	2- 11	316	0- 0	135	297	284	284	26	26	
TOTALS	RPI 1-25	RPI 26-50	W-L RECORDS	RPI 51-100	RPI 101-150	RPI 150+				
4- 25	0- 0	0- 1	OVERALL	0- 4	0- 4	4- 16				
3- 10	0- 0	0- 0	HOME	0- 1	0- 2	3- 7				
1- 15	0- 0	0- 1	AWAY	0- 3	0- 2	1- 9				
0- 0	0- 0	0- 0	NEUTRAL	0- 0	0- 0	0- 0				
2- 11	0- 0	0- 1	NON-CONFERENCE	0- 2	0- 4	2- 4				
1- 4	0- 0	0- 0	HOME	0- 0	0- 2	1- 2				
1- 7	0- 0	0- 1	AWAY	0- 2	0- 2	1- 2				
0- 0	0- 0	0- 0	NEUTRAL	0- 0	0- 0	0- 0				
2- 14	0- 0	0- 0	CONFERENCE	0- 2	0- 0	2- 12				
2- 6	0- 0	0- 0	HOME	0- 1	0- 0	2- 5				
0- 8	0- 0	0- 0	AWAY	0- 1	0- 0	0- 7				
0- 0	0- 0	0- 0	NEUTRAL	0- 0	0- 0	0- 0				

RPI S	Opponent	Score	RPI S	Opponent	Score	RPI S	Opponent	Score	RPI S	Opponent	Score	Team's RPI: 329
50	A Clemson	26 68	54	A Belmont	43 83	111	H UT Martin	53 62				
			63	A FGCU	40 82	112	A Georgia	45 77				
			63	H FGCU	46 80	132	A Morehead St.	44 79				
			73	A Cincinnati	55 71	148	H Tennessee Tech	52 67				
						187	A Liberty	60 74				
						187	H Liberty	60 77				
						197	A North Ala.	50 71				
						197	H North Ala.	60 81				
						208	A Stetson	49 76				
						208	H Stetson	65 80				
						213	H Jacksonville St.	46 58				
						231	A North Florida	66 72				
						231	H North Florida	53 68				
						233	A Jacksonville	47 62				
						233	H Jacksonville	61 58				
						261	A Murray St.	61 97				
						262	A Austin Peay	58 70				
						297	H Col. of Charleston	63 65				
						298	A Kennesaw St.	36 67				
						298	H Kennesaw St.	72 69				
						302	A Alabama A&M	62 58				
						304	H Tennessee St.	64 62				
						322	A NJIT	67 80				
						322	H NJIT	53 69				
LAST 12 Division I GAMES:												
298	H Kennesaw St.	72 69	233	H Jacksonville	61 58							
197	A North Ala.	50 71	231	A North Florida	66 72							
322	H NJIT	53 69	197	H North Ala.	60 81							
63	H FGCU	46 80	187	H Liberty	60 77							
298	A Kennesaw St.	36 67	208	A Stetson	49 76							
187	A Liberty	60 74	63	A FGCU	40 82							

Non-Div I Games:

Lipscomb

■ Loss,
 ■ Non-Conf,
 ■ S Site,
 ■ H Home
 ■ A Away
 N Neutral

Little Rock

Through Games Of March 8, 2019

Average RPI Win:	180	WON-LOST	WINNING	LAST 10	STRENGTH OF	OPP. STRENGTH	TEAM	ADJ.	CONF.	ADJ CONF.
Average RPI Loss:	79	RECORD	PCT. RANK	GAMES	SCHEDULE	OF SCHEDULE	RPI	RPI	RPI	RPI
DIV. I ONLY	18- 10	97	1- 0	63	102	67	67	12	12	
DIV. I NON-CONF.	4- 7	228	0- 0	46	13	134	134	14	14	
TOTALS	RPI 1-25	RPI 26-50	W-L RECORDS	RPI 51-100	RPI 101-150	RPI 150+				
18- 10	0- 2	0- 2	OVERALL	3- 3	4- 1	11- 2				
10- 5	0- 2	0- 2	HOME	2- 0	2- 1	6- 0				
8- 5	0- 0	0- 0	AWAY	1- 3	2- 0	5- 2				
0- 0	0- 0	0- 0	NEUTRAL	0- 0	0- 0	0- 0				
4- 7	0- 2	0- 2	NON-CONFERENCE	0- 2	0- 1	4- 0				
1- 5	0- 2	0- 2	HOME	0- 0	0- 1	1- 0				
3- 2	0- 0	0- 0	AWAY	0- 2	0- 0	3- 0				
0- 0	0- 0	0- 0	NEUTRAL	0- 0	0- 0	0- 0				
14- 3	0- 0	0- 0	CONFERENCE	3- 1	4- 0	7- 2				
9- 0	0- 0	0- 0	HOME	2- 0	2- 0	5- 0				
5- 3	0- 0	0- 0	AWAY	1- 1	2- 0	2- 2				
0- 0	0- 0	0- 0	NEUTRAL	0- 0	0- 0	0- 0				

RPI 1-25				RPI 26-50				RPI 51-100 Team's RPI: 67				RPI 101+			
RPI	S	Opponent	Score	RPI	S	Opponent	Score	RPI	S	Opponent	Score	RPI	S	Opponent	Score
8	H	Mississippi St.	63 98	33	H	Kansas St.	47 53	68	A	Missouri St.	44 48	103	A	South Alabama	65 42
16	H	Texas A&M	40 61	34	H	Rice	65 79	79	A	UT Arlington	62 61	103	H	South Alabama	47 44
								79	H	UT Arlington	68 65	105	H	Western Ky.	56 68
								82	A	LSU	45 60	135	H	Georgia St.	82 50
								89	A	Troy	66 71	149	A	Appalachian St.	74 59
								89	H	Troy	76 72	161	A	Tulsa	63 53
												162	A	Texas St.	48 50
												162	H	Texas St.	62 47
												169	A	Louisiana Tech	69 58
												175	A	Coastal Caro.	60 47
												190	A	Arkansas St.	58 62
												190	H	Arkansas St.	68 55
												224	A	Memphis	63 60
												265	A	Louisiana	62 49
												265	H	Louisiana	62 48
												285	H	Ga. Southern	80 51
												301	H	La.-Monroe	63 44
												307	H	Fla. Atlantic	61 38
LAST 12 Division I GAMES:															
265	A	Louisiana	62 49	103	H	South Alabama	47 44								
135	H	Georgia St.	82 50	89	H	Troy	76 72								
285	H	Ga. Southern	80 51	190	H	Arkansas St.	68 55								
190	A	Arkansas St.	58 62	149	A	Appalachian St.	74 59								
162	A	Texas St.	48 50	175	A	Coastal Caro.	60 47								
79	A	UT Arlington	62 61	79	H	UT Arlington	68 65								

Non-Div I Games:

Little Rock

Loss, Non-Conf, S Site, H Home A Away N Neutral

Average RPI Win:	229	WON-LOST	WINNING	LAST 10	STRENGTH OF	OPP. STRENGTH	TEAM	ADJ.	CONF.	ADJ CONF.
Average RPI Loss:	158	RECORD	PCT. RANK	GAMES	SCHEDULE	OF SCHEDULE	RPI	RPI	RPI	RPI
DIV. I ONLY	8- 20	281	0- 1	164	204	272	272	20	20	
DIV. I NON-CONF.	3- 10	278	0- 0	110	135	253	253	20	20	
TOTALS	RPI 1-25	RPI 26-50	W-L RECORDS	RPI 51-100	RPI 101-150	RPI 150+				
8- 20	0- 1	0- 0	OVERALL	1- 7	0- 3	7- 9				
5- 11	0- 0	0- 0	HOME	1- 4	0- 1	4- 6				
3- 9	0- 1	0- 0	AWAY	0- 3	0- 2	3- 3				
0- 0	0- 0	0- 0	NEUTRAL	0- 0	0- 0	0- 0				
3- 10	0- 1	0- 0	NON-CONFERENCE	1- 5	0- 1	2- 3				
2- 6	0- 0	0- 0	HOME	1- 3	0- 0	1- 3				
1- 4	0- 1	0- 0	AWAY	0- 2	0- 1	1- 0				
0- 0	0- 0	0- 0	NEUTRAL	0- 0	0- 0	0- 0				
5- 10	0- 0	0- 0	CONFERENCE	0- 2	0- 2	5- 6				
3- 5	0- 0	0- 0	HOME	0- 1	0- 1	3- 3				
2- 5	0- 0	0- 0	AWAY	0- 1	0- 1	2- 3				
0- 0	0- 0	0- 0	NEUTRAL	0- 0	0- 0	0- 0				

RPI 1-25			RPI 26-50			RPI 51-100			RPI 101+ Team's RPI: 272		
RPI	S	Opponent	Score	RPI	S	Opponent	Score	RPI	S	Opponent	Score
5	A	Oregon	48 110					52	H	Southern California	50 86
								77	H	Idaho	70 63
								78	H	UNI	64 71
								85	A	UC Davis	50 70
								85	H	UC Davis	49 66
								87	H	Arizona	43 70
								92	A	Utah	59 82
								98	A	Loyola Marymount	62 71
								134	A	CSUN	45 60
								134	H	CSUN	37 51
								143	A	Montana St.	62 85
								163	A	UC Riverside	63 45
								163	H	UC Riverside	59 73
								179	A	Utah St.	50 48
								181	H	UC Irvine	46 48
								215	A	Hawaii	49 63
								215	H	Hawaii	56 40
								216	H	California Baptist	83 85
								251	A	Cal St. Fullerton	59 53
								251	H	Cal St. Fullerton	47 50
								252	H	Nevada	67 76
								270	H	San Diego	56 60
								295	A	UC Santa Barbara	54 60
								295	H	UC Santa Barbara	62 53
								316	A	Cal Poly	59 66
								316	H	Cal Poly	61 58
								334	H	Grand Canyon	57 50
LAST 12 Division I GAMES:											
251	H	Cal St. Fullerton	47 50	215	H	Hawaii	56 40				
85	H	UC Davis	49 66	316	A	Cal Poly	59 66				
295	H	UC Santa Barbara	62 53	251	A	Cal St. Fullerton	59 53				
134	A	CSUN	45 60	85	A	UC Davis	50 70				
215	A	Hawaii	49 63	134	H	CSUN	37 51				
181	H	UC Irvine	46 48	163	H	UC Riverside	59 73				

Non-Div I Games:

Long Beach St.

■ Loss,
 ■ Non-Conf, S Site,
 ■ Home
 ■ Away
 N Neutral

Average RPI Win:	265	WON-LOST	WINNING	LAST 10	STRENGTH OF	OPP. STRENGTH	TEAM	ADJ.	CONF.	ADJ CONF.
Average RPI Loss:	202	RECORD	PCT. RANK	GAMES	SCHEDULE	OF SCHEDULE	RPI	RPI	RPI	RPI
DIV. I ONLY	3- 25	344	0- 1	211	325	339	339	28	28	
DIV. I NON-CONF.	1- 10	329	0- 1	145	336	327	327	29	29	
TOTALS	RPI 1-25	RPI 26-50	W-L RECORDS	RPI 51-100	RPI 101-150	RPI 150+				
3- 25	0- 0	0- 0	OVERALL	0- 5	0- 3	3- 17				
3- 11	0- 0	0- 0	HOME	0- 1	0- 1	3- 9				
0- 13	0- 0	0- 0	AWAY	0- 4	0- 2	0- 7				
0- 1	0- 0	0- 0	NEUTRAL	0- 0	0- 0	0- 1				
1- 10	0- 0	0- 0	NON-CONFERENCE	0- 3	0- 1	1- 6				
1- 4	0- 0	0- 0	HOME	0- 0	0- 0	1- 4				
0- 5	0- 0	0- 0	AWAY	0- 3	0- 1	0- 1				
0- 1	0- 0	0- 0	NEUTRAL	0- 0	0- 0	0- 1				
2- 15	0- 0	0- 0	CONFERENCE	0- 2	0- 2	2- 11				
2- 7	0- 0	0- 0	HOME	0- 1	0- 1	2- 5				
0- 8	0- 0	0- 0	AWAY	0- 1	0- 1	0- 6				
0- 0	0- 0	0- 0	NEUTRAL	0- 0	0- 0	0- 0				

RPI 1-25			RPI 26-50			RPI 51-100				RPI 101+				Team's RPI: 339	
RPI	S	Opponent	Score	RPI	S	Opponent	Score	RPI	S	Opponent	Score	RPI	S	Opponent	Score
								65	A	Virginia Tech	39 93	113	A	High Point	47 70
								86	A	Radford	52 81	113	H	High Point	54 65
								86	H	Radford	34 68	117	A	UNCW	33 35
								93	A	VCU	55 84	183	A	UNC Asheville	55 80
								96	A	Old Dominion	48 69	183	H	UNC Asheville	57 68
												194	N	East Carolina	52 61
												199	A	Hampton	40 66
												199	H	Hampton	70 86
												205	H	Campbell	60 66
												207	H	UMES	83 71
												209	H	Saint Francis (PA)	88 91
												217	H	Eastern Mich.	45 64
												247	A	Gardner-Webb	78 80
												247	H	Gardner-Webb	85 79
												259	H	Wofford	72 101
												279	A	Norfolk St.	42 74
												292	H	Charleston So.	74 81
												299	A	Winthrop	69 77
												315	H	Wagner	60 86
												331	A	Presbyterian	66 81
												331	H	Presbyterian	60 64
												341	A	USC Upstate	67 72
												341	H	USC Upstate	80 58
LAST 12 Division I GAMES:															
				96	A	Old Dominion	48 69					341	H	USC Upstate	80 58
				331	H	Presbyterian	60 64					247	A	Gardner-Webb	78 80
				113	A	High Point	47 70					113	H	High Point	54 65
				199	H	Hampton	70 86					247	H	Gardner-Webb	85 79
				183	H	UNC Asheville	57 68					205	H	Campbell	60 66
				86	A	Radford	52 81					341	A	USC Upstate	67 72

Non-Div I Games:

Longwood

■ Loss,
■ Non-Conf,
■ S Site,
■ H Home
■ A Away
N Neutral

Average RPI Win:	249	WON-LOST	WINNING	LAST 10	STRENGTH OF	OPP. STRENGTH	TEAM	ADJ.	CONF.	ADJ CONF.
Average RPI Loss:	138	RECORD	PCT. RANK	GAMES	SCHEDULE	OF SCHEDULE	RPI	RPI	RPI	RPI
DIV. I ONLY	7- 20	294	0- 1	129	160	265	265	12	12	
DIV. I NON-CONF.	2- 8	293	0- 0	118	201	256	256	14	14	
TOTALS	RPI 1-25	RPI 26-50	W-L RECORDS	RPI 51-100	RPI 101-150	RPI 150+				
7- 20	0- 1	0- 2	OVERALL	0- 5	2- 3	5- 9				
5- 7	0- 0	0- 1	HOME	0- 3	2- 0	3- 3				
2- 12	0- 1	0- 1	AWAY	0- 2	0- 3	2- 5				
0- 1	0- 0	0- 0	NEUTRAL	0- 0	0- 0	0- 1				
2- 8	0- 1	0- 2	NON-CONFERENCE	0- 1	0- 0	2- 4				
1- 3	0- 0	0- 1	HOME	0- 1	0- 0	1- 1				
1- 4	0- 1	0- 1	AWAY	0- 0	0- 0	1- 2				
0- 1	0- 0	0- 0	NEUTRAL	0- 0	0- 0	0- 1				
5- 12	0- 0	0- 0	CONFERENCE	0- 4	2- 3	3- 5				
4- 4	0- 0	0- 0	HOME	0- 2	2- 0	2- 2				
1- 8	0- 0	0- 0	AWAY	0- 2	0- 3	1- 3				
0- 0	0- 0	0- 0	NEUTRAL	0- 0	0- 0	0- 0				

RPI 1-25				RPI 26-50				RPI 51-100				RPI 101+				Team's RPI: 265	
RPI	S	Opponent	Score	RPI	S	Opponent	Score	RPI	S	Opponent	Score	RPI	S	Opponent	Score		
8	A	Mississippi St.	36 104	47	H	Lamar University	77 79	67	A	Little Rock	48 62	103	A	South Alabama	60 83		
				48	A	Auburn	59 71	67	H	Little Rock	49 62	135	A	Georgia St.	71 74		
								79	H	UT Arlington	61 76	135	H	Georgia St.	57 54		
								82	H	LSU	54 76	149	A	Appalachian St.	69 83		
								89	A	Troy	64 90	149	H	Appalachian St.	73 55		
												162	H	Texas St.	65 71		
												174	H	Sam Houston St.	62 68		
												175	A	Coastal Caro.	62 67		
												175	H	Coastal Caro.	58 76		
												190	A	Arkansas St.	75 87		
												226	A	UTRGV	60 75		
												235	A	Ole Miss	57 79		
												255	N	A&M-Corpus Christi	63 64		
												258	H	Jackson St.	68 61		
												285	A	Ga. Southern	71 79		
												285	H	Ga. Southern	59 48		
												301	A	La.-Monroe	55 52		
												301	H	La.-Monroe	52 45		
												317	A	McNeese	70 59		
LAST 12 Division I GAMES:																	
				67	H	Little Rock	49 62	285	A	Ga. Southern	71 79						
				149	A	Appalachian St.	69 83	175	H	Coastal Caro.	58 76						
				175	A	Coastal Caro.	62 67	149	H	Appalachian St.	73 55						
				162	H	Texas St.	65 71	79	H	UT Arlington	61 76						
				301	A	La.-Monroe	55 52	89	A	Troy	64 90						
				135	A	Georgia St.	71 74	103	A	South Alabama	60 83						

Non-Div I Games: Dillard

69 72

Louisiana

■ Loss,
 ■ Non-Conf,
 ■ S Site,
 ■ H Home
 ■ A Away
 N Neutral

Average RPI Win:	218	WON-LOST	WINNING	LAST 10	STRENGTH OF	OPP. STRENGTH	TEAM	ADJ.	CONF.	ADJ CONF.
Average RPI Loss:	131	RECORD	PCT. RANK	GAMES	SCHEDULE	OF SCHEDULE	RPI	RPI	RPI	RPI
DIV. I ONLY	13- 15	194	1- 0	138	140	169	169	14	14	
DIV. I NON-CONF.	7- 5	132	1- 0	261	104	158	158	17	17	
TOTALS	RPI 1-25	RPI 26-50	W-L RECORDS	RPI 51-100	RPI 101-150	RPI 150+				
13- 15	0- 1	0- 2	OVERALL	1- 4	2- 2	10- 6				
7- 5	0- 0	0- 1	HOME	1- 2	1- 1	5- 1				
5- 9	0- 1	0- 1	AWAY	0- 1	1- 1	4- 5				
1- 1	0- 0	0- 0	NEUTRAL	0- 1	0- 0	1- 0				
7- 5	0- 1	0- 0	NON-CONFERENCE	1- 2	0- 0	6- 2				
3- 1	0- 0	0- 0	HOME	1- 1	0- 0	2- 0				
3- 3	0- 1	0- 0	AWAY	0- 0	0- 0	3- 2				
1- 1	0- 0	0- 0	NEUTRAL	0- 1	0- 0	1- 0				
6- 10	0- 0	0- 2	CONFERENCE	0- 2	2- 2	4- 4				
4- 4	0- 0	0- 1	HOME	0- 1	1- 1	3- 1				
2- 6	0- 0	0- 1	AWAY	0- 1	1- 1	1- 3				
0- 0	0- 0	0- 0	NEUTRAL	0- 0	0- 0	0- 0				

RPI 1-25			RPI 26-50			RPI 51-100			RPI 101+			Team's RPI: 169
RPI	S	Opponent	Score	RPI	S	Opponent	Score	RPI	S	Opponent	Score	
23	A	Arizona St.	44 80	34	A	Rice	42 78	66	A	Middle Tenn.	38 75	102 A UAB 73 68
				34	H	Rice	51 61	67	H	Little Rock	58 69	102 H UAB 69 95
								68	N	Missouri St.	70 82	105 A Western Ky. 76 81
								96	H	Old Dominion	59 70	107 H Charlotte 88 51
								100	H	Houston	100 88	158 N Alabama 79 62
												184 A Southern Miss. 70 74
												184 H Southern Miss. 106 85
												190 A Arkansas St. 80 70
												192 H North Texas 54 65
												201 A Marshall 88 90
												224 A Memphis 66 50
												234 A UMKC 70 80
												235 H Ole Miss 80 71
												256 A Wichita St. 56 70
												269 A UTEP 74 64
												303 A UTSA 68 70
												307 H Fla. Atlantic 86 55
												314 H FIU 90 72
												317 A McNeese 89 48
												324 H Southeastern La. 72 53
LAST 12 Division I GAMES:												
158	N	Alabama	79 62	184	H	Southern Miss.	106 85					
102	H	UAB	69 95	314	H	FIU	90 72					
34	A	Rice	42 78	307	H	Fla. Atlantic	86 55					
184	A	Southern Miss.	70 74	105	A	Western Ky.	76 81					
303	A	UTSA	68 70	201	A	Marshall	88 90					
269	A	UTEP	74 64	107	H	Charlotte	88 51					

Non-Div I Games: LSU-Alexandria 112 70

Louisiana Tech

■ Loss,
 ■ Non-Conf,
 ■ S Site,
 ■ Home
 ■ A Away
 N Neutral

Loyola Chicago

Through Games Of March 8, 2019

Average RPI Win:	286	WON-LOST	WINNING	LAST 10	STRENGTH OF	OPP. STRENGTH	TEAM	ADJ.	CONF.	ADJ CONF.
Average RPI Loss:	111	RECORD	PCT. RANK	GAMES	SCHEDULE	OF SCHEDULE	RPI	RPI	RPI	RPI
DIV. I ONLY	12- 16	218	0- 1	250	185	246	246	13	13	
DIV. I NON-CONF.	6- 5	143	0- 0	336	277	279	279	15	15	
TOTALS	RPI 1-25	RPI 26-50	W-L RECORDS	RPI 51-100	RPI 101-150	RPI 150+				
12- 16	0- 3	0- 0	OVERALL	0- 5	0- 3	12- 5				
8- 7	0- 2	0- 0	HOME	0- 2	0- 1	8- 2				
4- 9	0- 1	0- 0	AWAY	0- 3	0- 2	4- 3				
0- 0	0- 0	0- 0	NEUTRAL	0- 0	0- 0	0- 0				
6- 5	0- 1	0- 0	NON-CONFERENCE	0- 1	0- 1	6- 2				
4- 2	0- 1	0- 0	HOME	0- 0	0- 0	4- 1				
2- 3	0- 0	0- 0	AWAY	0- 1	0- 1	2- 1				
0- 0	0- 0	0- 0	NEUTRAL	0- 0	0- 0	0- 0				
6- 11	0- 2	0- 0	CONFERENCE	0- 4	0- 2	6- 3				
4- 5	0- 1	0- 0	HOME	0- 2	0- 1	4- 1				
2- 6	0- 1	0- 0	AWAY	0- 2	0- 1	2- 2				
0- 0	0- 0	0- 0	NEUTRAL	0- 0	0- 0	0- 0				

RPI 1-25				RPI 26-50				RPI 51-100				RPI 101+ Team's RPI: 246			
RPI	S	Opponent	Score	RPI	S	Opponent	Score	RPI	S	Opponent	Score	RPI	S	Opponent	Score
17	A	Drake	60 69					68	A	Missouri St.	49 84	115	A	Youngstown St.	63 74
17	H	Drake	55 83					68	H	Missouri St.	58 85	150	A	Southern Ill.	63 74
22	H	DePaul	76 102					78	A	UNI	52 64	150	H	Southern Ill.	41 64
								78	H	UNI	65 71	155	A	Bradley	59 71
								88	A	Purdue	41 65	155	H	Bradley	56 69
												156	A	Illinois St.	52 65
												156	H	Illinois St.	62 59
												218	A	Bowling Green	74 88
												225	A	Indiana St.	44 36
												225	H	Indiana St.	56 54
												234	H	UMKC	74 88
												238	H	SIUE	56 43
												264	A	Western Mich.	64 53
												311	H	Valparaiso	80 54
												328	A	Evansville	71 51
												328	H	Evansville	61 56
												333	H	Detroit Mercy	52 43
												338	H	Purdue Fort Wayne	81 67
												340	A	UIC	75 60
												349	H	Chicago St.	76 40
LAST 12 Division I GAMES:															
155	A	Bradley	59 71	17	H	Drake	55 83								
156	A	Illinois St.	52 65	78	H	UNI	65 71								
68	H	Missouri St.	58 85	155	H	Bradley	56 69								
150	H	Southern Ill.	41 64	156	H	Illinois St.	62 59								
328	A	Evansville	71 51	150	A	Southern Ill.	63 74								
225	A	Indiana St.	44 36	68	A	Missouri St.	49 84								

Non-Div I Games:

Loyola Chicago

■ Loss,
 ■ Non-Conf,
 ■ S Site,
 ■ H Home
 ■ A Away
 N Neutral

Average RPI Win: 264		WON-LOST	WINNING	LAST 10	STRENGTH OF	OPP. STRENGTH	TEAM	ADJ.	CONF.	ADJ CONF.
Average RPI Loss: 160		RECORD	PCT. RANK	GAMES	SCHEDULE	OF SCHEDULE	RPI	RPI	RPI	RPI
DIV. I ONLY		6- 23	317	0- 1	132	233	274	274	18	18
DIV. I NON-CONF.		1- 10	329	0- 1	139	235	287	287	21	21
TOTALS		RPI 1-25	RPI 26-50	W-L RECORDS	RPI 51-100	RPI 101-150	RPI 150+			
6- 23	0- 1		0- 2	OVERALL	0- 3	0- 4	6- 13			
2- 10	0- 0		0- 1	HOME	0- 1	0- 1	2- 7			
4- 12	0- 1		0- 1	AWAY	0- 2	0- 2	4- 6			
0- 1	0- 0		0- 0	NEUTRAL	0- 0	0- 1	0- 0			
1- 10	0- 1		0- 0	NON-CONFERENCE	0- 1	0- 2	1- 6			
0- 3	0- 0		0- 0	HOME	0- 0	0- 0	0- 3			
1- 6	0- 1		0- 0	AWAY	0- 1	0- 1	1- 3			
0- 1	0- 0		0- 0	NEUTRAL	0- 0	0- 1	0- 0			
5- 13	0- 0		0- 2	CONFERENCE	0- 2	0- 2	5- 7			
2- 7	0- 0		0- 1	HOME	0- 1	0- 1	2- 4			
3- 6	0- 0		0- 1	AWAY	0- 1	0- 1	3- 3			
0- 0	0- 0		0- 0	NEUTRAL	0- 0	0- 0	0- 0			

RPI 1-25			
RPI	S	Opponent	Score
14	A	Maryland	48 83
RPI 26-50			
RPI	S	Opponent	Score
41	A	Bucknell	55 87
41	H	Bucknell	57 75
RPI 51-100			
RPI	S	Opponent	Score
71	A	Georgetown	30 45
75	A	American	38 82
75	H	American	56 67
Team's RPI: 274			
RPI	S	Opponent	Score
120	A	Towson	57 62
127	A	Lehigh	42 51
127	H	Lehigh	46 65
129	N	Boston College	47 73
159	H	William & Mary	49 65
167	A	Boston U.	59 55
167	H	Boston U.	62 64
189	A	Holy Cross	60 78
189	H	Holy Cross	48 58
196	A	Dartmouth	41 54
222	A	George Mason	38 70
228	A	Monmouth	75 67
232	A	Saint Joseph's	46 49
236	H	St. Francis Brooklyn	70 75
244	H	Mt. St. Mary's	67 77
248	A	Colgate	64 73
248	H	Colgate	47 58
249	A	Navy	55 50
249	H	Navy	46 58
278	A	Army West Point	57 69
278	H	Army West Point	70 51
330	A	Lafayette	55 52
330	H	Lafayette	62 50
LAST 12 Division I GAMES:			
232	A	Saint Joseph's	46 49
167	A	Boston U.	59 55
249	A	Navy	55 50
127	H	Lehigh	46 65
248	H	Colgate	47 58
41	A	Bucknell	55 87
330	A	Lafayette	55 52
75	H	American	56 67
189	H	Holy Cross	48 58
278	H	Army West Point	70 51
127	A	Lehigh	42 51
248	A	Colgate	64 73

Non-Div I Games:

Loyola Maryland

■ Loss, ■ Non-Conf, S Site, H Home A Away N Neutral

Average RPI Win:	172	WON-LOST	WINNING	LAST 10	STRENGTH OF	OPP. STRENGTH	TEAM	ADJ.	CONF.	ADJ CONF.
Average RPI Loss:	97	RECORD	PCT. RANK	GAMES	SCHEDULE	OF SCHEDULE	RPI	RPI	RPI	RPI
DIV. I ONLY	18- 13	132	1- 0	72	99	98	98	7	7	
DIV. I NON-CONF.	7- 5	132	0- 0	71	183	95	95	7	7	
TOTALS	RPI 1-25	RPI 26-50	W-L RECORDS	RPI 51-100	RPI 101-150	RPI 150+				
18- 13	0- 2	2- 3	OVERALL	4- 2	1- 2	11- 4				
9- 5	0- 1	2- 0	HOME	2- 1	0- 1	5- 2				
8- 5	0- 1	0- 1	AWAY	2- 1	1- 1	5- 1				
1- 3	0- 0	0- 2	NEUTRAL	0- 0	0- 0	1- 1				
7- 5	0- 0	1- 2	NON-CONFERENCE	2- 0	1- 0	3- 3				
4- 1	0- 0	1- 0	HOME	1- 0	0- 0	2- 1				
3- 1	0- 0	0- 0	AWAY	1- 0	1- 0	1- 1				
0- 3	0- 0	0- 2	NEUTRAL	0- 0	0- 0	0- 1				
11- 8	0- 2	1- 1	CONFERENCE	2- 2	0- 2	8- 1				
5- 4	0- 1	1- 0	HOME	1- 1	0- 1	3- 1				
5- 4	0- 1	0- 1	AWAY	1- 1	0- 1	4- 0				
1- 0	0- 0	0- 0	NEUTRAL	0- 0	0- 0	1- 0				

RPI 1-25				RPI 26-50				RPI 51-100 Team's RPI: 98				RPI 101+			
RPI	S	Opponent	Score	RPI	S	Opponent	Score	RPI	S	Opponent	Score	RPI	S	Opponent	Score
13	A	Gonzaga	58 68	32	H	UCLA	69 63	55	A	Saint Mary's (CA)	62 86	104	A	Pepperdine	86 95
13	H	Gonzaga	53 78	35	A	BYU	44 55	55	H	Saint Mary's (CA)	69 56	104	H	Pepperdine	55 73
				35	H	BYU	61 58	85	H	UC Davis	60 53	134	A	CSUN	72 53
				37	N	South Dakota	40 67	87	A	Arizona	66 64	153	A	Denver	75 104
				46	N	Indiana	43 67	90	A	Pacific	72 67	164	A	Santa Clara	69 60
								90	H	Pacific	75 81	164	H	Santa Clara	75 83
												176	H	Robert Morris	61 53
												188	A	Portland	70 54
												188	H	Portland	76 58
												210	N	Grambling	61 62
												237	H	Northern Ariz.	62 63
												250	A	San Francisco	73 66
												250	H	San Francisco	66 58
												250	N	San Francisco	66 45
												270	A	San Diego	69 52
												270	H	San Diego	83 57
												272	H	Long Beach St.	71 62
												295	A	UC Santa Barbara	70 57
LAST 12 Division I GAMES:															
250	N	San Francisco	66 45	104	H	Pepperdine	55 73								
176	H	Robert Morris	61 53	250	A	San Francisco	73 66								
13	A	Gonzaga	58 68	164	A	Santa Clara	69 60								
188	A	Portland	70 54	270	H	San Diego	83 57								
90	H	Pacific	75 81	35	H	BYU	61 58								
55	H	Saint Mary's (CA)	69 56	55	A	Saint Mary's (CA)	62 86								

Non-Div I Games:

Loyola Marymount

■ Loss,
 ■ Non-Conf,
 ■ S Site,
 ■ Home
 ■ Away
 N Neutral

Average RPI Win:	224	WON-LOST	WINNING	LAST 10	STRENGTH OF	OPP. STRENGTH	TEAM	ADJ.	CONF.	ADJ CONF.
Average RPI Loss:	91	RECORD	PCT. RANK	GAMES	SCHEDULE	OF SCHEDULE	RPI	RPI	RPI	RPI
DIV. I ONLY	23- 7	42	1- 0	158	214	59	59	23	23	
DIV. I NON-CONF.	7- 6	153	0- 0	30	81	48	48	24	24	
TOTALS	RPI 1-25	RPI 26-50	W-L RECORDS	RPI 51-100	RPI 101-150	RPI 150+				
23- 7	0- 1	1- 0	OVERALL	3- 3	3- 2	16- 1				
11- 1	0- 0	0- 0	HOME	1- 1	2- 0	8- 0				
10- 5	0- 1	1- 0	AWAY	1- 2	1- 2	7- 0				
2- 1	0- 0	0- 0	NEUTRAL	1- 0	0- 0	1- 1				
7- 6	0- 1	1- 0	NON-CONFERENCE	3- 3	0- 1	3- 1				
2- 1	0- 0	0- 0	HOME	1- 1	0- 0	1- 0				
3- 4	0- 1	1- 0	AWAY	1- 2	0- 1	1- 0				
2- 1	0- 0	0- 0	NEUTRAL	1- 0	0- 0	1- 1				
16- 1	0- 0	0- 0	CONFERENCE	0- 0	3- 1	13- 0				
9- 0	0- 0	0- 0	HOME	0- 0	2- 0	7- 0				
7- 1	0- 0	0- 0	AWAY	0- 0	1- 1	6- 0				
0- 0	0- 0	0- 0	NEUTRAL	0- 0	0- 0	0- 0				

RPI 1-25				RPI 26-50				RPI 51-100 Team's RPI: 59				RPI 101+			
RPI	S	Opponent	Score	RPI	S	Opponent	Score	RPI	S	Opponent	Score	RPI	S	Opponent	Score
7	A	NC State	46 84	38	A	North Carolina	85 73	56	N	Penn	47 46	101	A	Northeastern	55 63
								72	A	Green Bay	39 70	109	A	Hartford	46 49
								75	H	Toledo	73 59	109	H	Hartford	78 58
								80	H	Duke	63 66	137	A	Stony Brook	68 54
								84	A	Harvard	67 60	137	H	Stony Brook	71 61
								97	A	Fordham	64 72	170	N	Chattanooga	61 66
												195	N	N.C. A&T	58 52
												242	A	Albany (NY)	67 61
												242	H	Albany (NY)	76 65
												254	A	Binghamton	67 60
												254	H	Binghamton	95 66
												275	A	Vermont	63 51
												275	H	Vermont	66 45
												288	H	Brown	102 96
												294	A	Bryant	74 57
												306	A	UMBC	58 45
												306	H	UMBC	84 44
												312	A	New Hampshire	69 45
												312	H	New Hampshire	69 36
												312	H	New Hampshire	67 46
												323	A	UMass Lowell	60 41
												323	H	UMass Lowell	79 45
LAST 12 Division I GAMES:															
312	H	New Hampshire	69 36	109	H	Hartford	78 58								
170	N	Chattanooga	61 66	306	A	UMBC	58 45								
254	A	Binghamton	67 60	275	H	Vermont	66 45								
323	A	UMass Lowell	60 41	312	A	New Hampshire	69 45								
137	H	Stony Brook	71 61	323	H	UMass Lowell	79 45								
242	A	Albany (NY)	67 61	254	H	Binghamton	95 66								

Non-Div I Games:

Maine

■ Loss,
 ■ Non-Conf, S Site,
 ■ Home
 ■ Away
 N Neutral

Average RPI Win:	290	WON-LOST	WINNING	LAST 10	STRENGTH OF	OPP. STRENGTH	TEAM	ADJ.	CONF.	ADJ CONF.
Average RPI Loss:	181	RECORD	PCT. RANK	GAMES	SCHEDULE	OF SCHEDULE	RPI	RPI	RPI	RPI
DIV. I ONLY	12- 18	226	1- 0	237	328	267	267	26	26	
DIV. I NON-CONF.	2- 9	297	0- 0	149	348	317	317	27	27	
TOTALS	RPI 1-25	RPI 26-50	W-L RECORDS	RPI 51-100	RPI 101-150	RPI 150+				
12- 18	0- 0	0- 2	OVERALL	0- 3	1- 2	11- 11				
7- 9	0- 0	0- 1	HOME	0- 2	0- 2	7- 4				
4- 9	0- 0	0- 1	AWAY	0- 1	1- 0	3- 7				
1- 0	0- 0	0- 0	NEUTRAL	0- 0	0- 0	1- 0				
2- 9	0- 0	0- 0	NON-CONFERENCE	0- 3	0- 1	2- 5				
2- 5	0- 0	0- 0	HOME	0- 2	0- 1	2- 2				
0- 4	0- 0	0- 0	AWAY	0- 1	0- 0	0- 3				
0- 0	0- 0	0- 0	NEUTRAL	0- 0	0- 0	0- 0				
10- 9	0- 0	0- 2	CONFERENCE	0- 0	1- 1	9- 6				
5- 4	0- 0	0- 1	HOME	0- 0	0- 1	5- 2				
4- 5	0- 0	0- 1	AWAY	0- 0	1- 0	3- 4				
1- 0	0- 0	0- 0	NEUTRAL	0- 0	0- 0	1- 0				

RPI S	Opponent	Score	RPI S	Opponent	Score	RPI S	Opponent	Score	RPI S	Opponent	Score	Team's RPI: 267
44	A Quinnipiac	42 59	44	H Quinnipiac	39 64	70	H Drexel	39 53	122	A Marist	69 51	
						74	H Wright St.	44 60	122	H Marist	51 62	
						97	A Fordham	61 65	137	H Stony Brook	48 79	
									171	A Rider	60 57	
									171	H Rider	63 73	
									182	H Sacred Heart	46 74	
									189	A Holy Cross	53 61	
									228	A Monmouth	63 71	
									236	A St. Francis Brooklyn	65 73	
									242	A Albany (NY)	54 60	
									268	A Niagara	51 61	
									268	H Niagara	54 58	
									276	A Siena	56 62	
									276	H Siena	52 48	
									280	A Canisius	44 47	
									280	H Canisius	53 33	
									284	H Fairfield	47 41	
									313	A Iona	54 52	
									313	H Iona	55 33	
									330	H Lafayette	60 49	
									333	H Detroit Mercy	56 58	
									347	A Saint Peter's	62 44	
									347	H Saint Peter's	62 46	
									347	N Saint Peter's	62 41	
									350	H LIU Brooklyn	61 46	
LAST 12 Division I GAMES:												
347	N Saint Peter's	62 41	44	H Quinnipiac	39 64	228	A Monmouth	63 71	122	H Marist	51 62	
280	H Canisius	53 33	44	A Quinnipiac	42 59	347	A Saint Peter's	62 44	276	H Siena	52 48	
44	A Quinnipiac	42 59	347	H Saint Peter's	62 46	276	H Siena	52 48	284	H Fairfield	47 41	
347	H Saint Peter's	62 46	122	H Marist	51 62	284	H Fairfield	47 41				
313	A Iona	54 52	276	H Siena	52 48							
171	A Rider	60 57										

Non-Div I Games:

Manhattan

■ Loss,
 ■ Non-Conf,
 ■ S Site,
 ■ H Home
 ■ A Away
 N Neutral

M
a
r
i
s
t

M
a
r
i
s
t

Marist

Page 163

Average RPI Win: 247	WON-LOST	WINNING	LAST 10	STRENGTH OF	OPP. STRENGTH	TEAM	ADJ.	CONF.	ADJ CONF.
Average RPI Loss: 132	RECORD	PCT. RANK	GAMES	SCHEDULE	OF SCHEDULE	RPI	RPI	RPI	RPI
DIV. I ONLY	15- 13	151	1- 0	294	131	201	201	14	14
DIV. I NON-CONF.	5- 7	206	0- 0	341	184	329	329	17	17
TOTALS	RPI 1-25	RPI 26-50	W-L RECORDS	RPI 51-100	RPI 101-150	RPI 150+			
15- 13	0- 0	0- 2	OVERALL	2- 1	1- 6	12- 4			
10- 5	0- 0	0- 1	HOME	1- 0	1- 2	8- 2			
5- 8	0- 0	0- 1	AWAY	1- 1	0- 4	4- 2			
0- 0	0- 0	0- 0	NEUTRAL	0- 0	0- 0	0- 0			
5- 7	0- 0	0- 1	NON-CONFERENCE	0- 0	0- 3	5- 3			
5- 2	0- 0	0- 0	HOME	0- 0	0- 1	5- 1			
0- 5	0- 0	0- 1	AWAY	0- 0	0- 2	0- 2			
0- 0	0- 0	0- 0	NEUTRAL	0- 0	0- 0	0- 0			
10- 6	0- 0	0- 1	CONFERENCE	2- 1	1- 3	7- 1			
5- 3	0- 0	0- 1	HOME	1- 0	1- 1	3- 1			
5- 3	0- 0	0- 0	AWAY	1- 1	0- 2	4- 0			
0- 0	0- 0	0- 0	NEUTRAL	0- 0	0- 0	0- 0			

RPI S	Opponent	Score	RPI S	Opponent	Score	RPI S	Opponent	Score	RPI S	Opponent	Score	Team's RPI: 201
34	H Rice	67 79	50	A Clemson	54 68	66	A Middle Tenn.	59 53	102	A UAB	59 77	
						96	A Old Dominion	53 79	105	A Western Ky.	55 85	
						96	H Old Dominion	57 48	105	H Western Ky.	66 69	
									107	H Charlotte	63 62	
									120	H Towson	69 76	
									149	A Appalachian St.	52 74	
									150	A Southern Ill.	49 58	
									169	H Louisiana Tech	90 88	
									180	A Wisconsin	49 67	
									184	H Southern Miss.	52 64	
									192	H North Texas	67 55	
									218	A Bowling Green	76 99	
									225	H Indiana St.	53 62	
									269	A UTEP	63 60	
									281	H Cleveland St.	86 64	
									303	A UTSA	79 72	
									304	H Tennessee St.	80 59	
									307	A Fla. Atlantic	72 67	
									314	A FIU	86 58	
									314	H FIU	87 42	
									319	H Coppin St.	88 67	
									328	H Evansville	72 65	
									337	H Delaware St.	75 63	
LAST 12 Division I GAMES:												
314	H FIU	87 42	192	H North Texas	67 55							
96	A Old Dominion	53 79	303	A UTSA	79 72							
105	H Western Ky.	66 69	269	A UTEP	63 60							
66	A Middle Tenn.	59 53	184	H Southern Miss.	52 64							
102	A UAB	59 77	169	H Louisiana Tech	90 88							
34	H Rice	67 79	314	A FIU	86 58							

Non-Div I Games: Bluefield St. 82 29

Marshall

■ Loss,
 ■ Non-Conf, S Site,
 ■ Home
 ■ Away
 N Neutral

Maryland

Through Games Of March 8, 2019

Average RPI Win: 134		WON-LOST	WINNING	LAST 10	STRENGTH OF	OPP. STRENGTH	TEAM	ADJ.	CONF.	ADJ CONF.
Average RPI Loss: 24		RECORD	PCT. RANK	GAMES	SCHEDULE	OF SCHEDULE	RPI	RPI	RPI	RPI
DIV. I ONLY		27- 3	6	1- 0	87	42	14	14	4	4
DIV. I NON-CONF.		11- 0	1	0- 0	204	88	24	24	6	6
TOTALS		RPI 1-25	RPI 26-50		W-L RECORDS		RPI 51-100	RPI 101-150		RPI 150+
27- 3	2- 2	4- 1		OVERALL		6- 0	7- 0		8- 0	
14- 1	0- 1	2- 0		HOME		3- 0	4- 0		5- 0	
10- 2	2- 1	1- 1		AWAY		3- 0	2- 0		2- 0	
3- 0	0- 0	1- 0		NEUTRAL		0- 0	1- 0		1- 0	
11- 0	1- 0	1- 0		NON-CONFERENCE		1- 0	3- 0		5- 0	
6- 0	0- 0	1- 0		HOME		1- 0	1- 0		3- 0	
3- 0	1- 0	0- 0		AWAY		0- 0	1- 0		1- 0	
2- 0	0- 0	0- 0		NEUTRAL		0- 0	1- 0		1- 0	
16- 3	1- 2	3- 1		CONFERENCE		5- 0	4- 0		3- 0	
8- 1	0- 1	1- 0		HOME		2- 0	3- 0		2- 0	
7- 2	1- 1	1- 1		AWAY		3- 0	1- 0		1- 0	
1- 0	0- 0	1- 0		NEUTRAL		0- 0	0- 0		0- 0	

RPI	S	Opponent	Score	RPI	S	Opponent	Score	RPI	S	Opponent	Score	RPI	S	Opponent	Score
9	A	Iowa	73 86	26	H	James Madison	87 63	62	H	Georgia Tech	67 54	106	H	Minnesota	71 69
19	A	South Carolina	85 61	40	A	Michigan St.	60 77	88	A	Purdue	58 55	110	H	Dayton	82 71
24	A	Rutgers	62 48	40	N	Michigan St.	71 55	91	A	Nebraska	81 63	112	N	Georgia	58 51
24	H	Rutgers	65 73	43	H	Michigan	83 69	91	H	Nebraska	89 63	116	H	Northwestern	72 57
				46	A	Indiana	76 56	95	A	Ohio St.	70 57	131	A	Delaware	77 53
								95	H	Ohio St.	75 69	145	A	Penn St.	77 61
												145	H	Penn St.	79 67
												180	H	Wisconsin	75 57
												212	A	George Washington	69 30
												220	A	Illinois	80 66
												220	H	Illinois	71 62
												274	H	Loyola Maryland	83 48
												305	N	Morgan St.	68 44
												306	H	UMBC	92 61
												319	H	Coppin St.	93 36
LAST 12 Division I GAMES:															
				40	N	Michigan St.	71 55	24	A	Rutgers	62 48				
				220	H	Illinois	71 62	116	H	Northwestern	72 57				
				88	A	Purdue	58 55	220	A	Illinois	80 66				
				106	H	Minnesota	71 69	180	H	Wisconsin	75 57				
				9	A	Iowa	73 86	46	A	Indiana	76 56				
				91	H	Nebraska	89 63	95	A	Ohio St.	70 57				

Non-Div I Games:

Maryland

Loss, Non-Conf, S Site, H Home A Away N Neutral

Massachusetts

Through Games Of March 8, 2019

Average RPI Win:	229	WON-LOST	WINNING	LAST 10	STRENGTH OF	OPP. STRENGTH	TEAM	ADJ.	CONF.	ADJ CONF.
Average RPI Loss:	178	RECORD	PCT. RANK	GAMES	SCHEDULE	OF SCHEDULE	RPI	RPI	RPI	RPI
DIV. I ONLY	16- 16	170	1- 0	246	247	203	203	17	17	
DIV. I NON-CONF.	8- 6	138	0- 0	242	326	194	194	16	16	
TOTALS	RPI 1-25	RPI 26-50	W-L RECORDS	RPI 51-100	RPI 101-150	RPI 150+				
16- 16	0- 0	0- 1	OVERALL	0- 3	2- 3	14- 9				
9- 6	0- 0	0- 0	HOME	0- 0	1- 0	8- 6				
6- 8	0- 0	0- 0	AWAY	0- 2	1- 3	5- 3				
1- 2	0- 0	0- 1	NEUTRAL	0- 1	0- 0	1- 0				
8- 6	0- 0	0- 1	NON-CONFERENCE	0- 0	1- 2	7- 3				
5- 2	0- 0	0- 0	HOME	0- 0	0- 0	5- 2				
2- 3	0- 0	0- 0	AWAY	0- 0	1- 2	1- 1				
1- 1	0- 0	0- 1	NEUTRAL	0- 0	0- 0	1- 0				
8- 10	0- 0	0- 0	CONFERENCE	0- 3	1- 1	7- 6				
4- 4	0- 0	0- 0	HOME	0- 0	1- 0	3- 4				
4- 5	0- 0	0- 0	AWAY	0- 2	0- 1	4- 2				
0- 1	0- 0	0- 0	NEUTRAL	0- 1	0- 0	0- 0				

RPI 1-25				RPI 26-50				RPI 51-100				RPI 101+				Team's RPI: 203	
RPI	S	Opponent	Score	RPI	S	Opponent	Score	RPI	S	Opponent	Score	RPI	S	Opponent	Score		
				41	N	Bucknell	58 77	93	A	VCU	48 52	101	A	Northeastern	52 53		
								97	A	Fordham	64 76	110	A	Dayton	47 75		
								97	N	Fordham	62 73	120	A	Towson	53 78		
												122	A	Marist	70 55		
												133	H	Duquesne	69 66		
												154	A	Davidson	70 58		
												154	H	Davidson	49 64		
												167	H	Boston U.	66 55		
												178	H	Saint Louis	70 66		
												182	H	Sacred Heart	78 61		
												212	H	George Washington	59 66		
												222	A	George Mason	86 80		
												222	H	George Mason	52 70		
												226	H	UTRGV	74 70		
												232	A	Saint Joseph's	54 55		
												241	H	North Dakota	52 59		
												260	A	Rhode Island	57 53		
												260	H	Rhode Island	56 34		
												263	H	St. Bonaventure	63 64		
												271	A	Richmond	58 62		
												271	H	Richmond	64 38		
												276	A	Siena	59 64		
												284	N	Fairfield	59 49		
												286	A	La Salle	74 60		
												288	A	Brown	90 61		
												310	H	Incarnate Word	71 59		
LAST 12 Division I GAMES:																	
				222	A	George Mason	86 80	154	H	Davidson	49 64	276	A	Siena	59 64		
				97	N	Fordham	62 73	232	A	Saint Joseph's	54 55	284	N	Fairfield	59 49		
				260	A	Rhode Island	57 53	260	H	Rhode Island	56 34	286	A	La Salle	74 60		
				271	H	Richmond	64 38	133	H	Duquesne	69 66	288	A	Brown	90 61		
				97	A	Fordham	64 76	271	A	Richmond	58 62	310	H	Incarnate Word	71 59		
				212	H	George Washington	59 66	93	A	VCU	48 52						

Non-Div I Games:

Massachusetts

■ Loss,
 ■ Non-Conf,
 ■ S Site,
 ■ Home
 ■ A Away
 N Neutral

M
a
s
s
a
c
h
u
s
e
t
t
s

RPI S Opponent Score

Through Games Of March 8, 2019

RPI	S	Opponent	Score	
323	H	UMass Lowell	59	62
325	H	Central Conn. St.	74	59

M
a
s
s
a
c
h
u
s
e
t
t
s

Massachusetts

McNeese

Through Games Of March 8, 2019

Average RPI Win: 296	WON-LOST	WINNING	LAST 10	STRENGTH OF	OPP. STRENGTH	TEAM	ADJ.	CONF.	ADJ CONF.
Average RPI Loss: 192	RECORD	PCT. RANK	GAMES	SCHEDULE	OF SCHEDULE	RPI	RPI	RPI	RPI
DIV. I ONLY	5- 20	319	0- 1	274	299	317	317	25	25
DIV. I NON-CONF.	0- 8	336	0- 0	100	193	315	315	22	22
TOTALS	RPI 1-25	RPI 26-50	W-L RECORDS	RPI 51-100	RPI 101-150	RPI 150+			
5- 20	0- 0	0- 3	OVERALL	0- 2	0- 2	5- 13			
2- 9	0- 0	0- 1	HOME	0- 1	0- 0	2- 7			
3- 11	0- 0	0- 2	AWAY	0- 1	0- 2	3- 6			
0- 0	0- 0	0- 0	NEUTRAL	0- 0	0- 0	0- 0			
0- 8	0- 0	0- 2	NON-CONFERENCE	0- 1	0- 1	0- 4			
0- 2	0- 0	0- 0	HOME	0- 0	0- 0	0- 2			
0- 6	0- 0	0- 2	AWAY	0- 1	0- 1	0- 2			
0- 0	0- 0	0- 0	NEUTRAL	0- 0	0- 0	0- 0			
5- 12	0- 0	0- 1	CONFERENCE	0- 1	0- 1	5- 9			
2- 7	0- 0	0- 1	HOME	0- 1	0- 0	2- 5			
3- 5	0- 0	0- 0	AWAY	0- 0	0- 1	3- 4			
0- 0	0- 0	0- 0	NEUTRAL	0- 0	0- 0	0- 0			

RPI S	Opponent	Score	RPI S	Opponent	Score	RPI S	Opponent	Score	RPI S	Opponent	Score	Team's RPI: 317
29	A Texas	40 96	64	H SFA	48 97	102	A UAB	48 91				
34	A Rice	65 93	82	A LSU	36 86	141	A Abilene Christian	52 109				
47	H Lamar University	62 64				160	A Nicholls St.	69 68				
						160	H Nicholls St.	55 78				
						169	H Louisiana Tech	48 89				
						174	H Sam Houston St.	80 93				
						210	A Grambling	51 75				
						255	A A&M-Corpus Christi	51 62				
						265	H Louisiana	59 70				
						277	A Central Ark.	45 76				
						287	A New Orleans	76 88				
						287	H New Orleans	60 64				
						301	A La.-Monroe	60 69				
						310	H Incarnate Word	66 68				
						320	A Northwestern St.	63 82				
						320	H Northwestern St.	73 89				
						324	A Southeastern La.	75 70				
						324	H Southeastern La.	62 56				
						336	A Houston Baptist	72 67				
						336	H Houston Baptist	81 71				
LAST 12 Division I GAMES:												
255	A A&M-Corpus Christi	51 62	64	H SFA	48 97							
336	A Houston Baptist	72 67	320	H Northwestern St.	73 89							
160	H Nicholls St.	55 78	174	H Sam Houston St.	80 93							
287	H New Orleans	60 64	47	H Lamar University	62 64							
277	A Central Ark.	45 76	336	H Houston Baptist	81 71							
324	A Southeastern La.	75 70	324	H Southeastern La.	62 56							

Non-Div I Games: LSU-Alexandria 60 68 Southern-N.O. 106 54 Louisiana Col. 86 68

McNeese

Loss, Non-Conf, S Site, H Home A Away N Neutral

Average RPI Win:	212	WON-LOST	WINNING	LAST 10	STRENGTH OF	OPP. STRENGTH	TEAM	ADJ.	CONF.	ADJ CONF.
Average RPI Loss:	143	RECORD	PCT. RANK	GAMES	SCHEDULE	OF SCHEDULE	RPI	RPI	RPI	RPI
DIV. I ONLY	11- 19	248	1- 0	133	149	224	224	9	9	
DIV. I NON-CONF.	5- 8	224	0- 0	193	312	266	266	8	8	
TOTALS	RPI 1-25	RPI 26-50	W-L RECORDS	RPI 51-100	RPI 101-150	RPI 150+				
11- 19	0- 2	0- 0	OVERALL	0- 5	2- 1	9- 11				
6- 10	0- 1	0- 0	HOME	0- 4	0- 0	6- 5				
3- 9	0- 1	0- 0	AWAY	0- 1	1- 1	2- 6				
2- 0	0- 0	0- 0	NEUTRAL	0- 0	1- 0	1- 0				
5- 8	0- 0	0- 0	NON-CONFERENCE	0- 2	1- 1	4- 5				
4- 4	0- 0	0- 0	HOME	0- 2	0- 0	4- 2				
0- 4	0- 0	0- 0	AWAY	0- 0	0- 1	0- 3				
1- 0	0- 0	0- 0	NEUTRAL	0- 0	1- 0	0- 0				
6- 11	0- 2	0- 0	CONFERENCE	0- 3	1- 0	5- 6				
2- 6	0- 1	0- 0	HOME	0- 2	0- 0	2- 3				
3- 5	0- 1	0- 0	AWAY	0- 1	1- 0	2- 3				
1- 0	0- 0	0- 0	NEUTRAL	0- 0	0- 0	1- 0				

RPI 1-25				RPI 26-50				RPI 51-100				RPI 101+ Team's RPI: 224			
RPI	S	Opponent	Score	RPI	S	Opponent	Score	RPI	S	Opponent	Score	RPI	S	Opponent	Score
6	A	UConn	45 102					67	H	Little Rock	60 63	102	A	UAB	54 85
15	H	UCF	55 68					73	A	Cincinnati	56 80	121	A	South Fla.	47 40
								73	H	Cincinnati	69 89	140	N	Mercer	59 53
								75	H	Toledo	48 58	161	A	Tulsa	39 46
								100	H	Houston	57 59	161	H	Tulsa	59 56
												166	H	Temple	53 84
												166	N	Temple	59 58
												168	A	Tulane	65 59
												168	H	Tulane	61 62
												169	H	Louisiana Tech	50 66
												175	A	Coastal Caro.	71 90
												190	A	Arkansas St.	66 77
												194	A	East Carolina	59 68
												194	H	East Carolina	58 46
												212	A	George Washington	38 51
												227	A	SMU	48 71
												239	H	Southeast Mo. St.	69 57
												256	A	Wichita St.	71 50
												256	H	Wichita St.	48 57
												258	H	Jackson St.	68 67
												287	H	New Orleans	59 66
												290	H	Samford	53 48
												335	H	N.C. Central	77 56
LAST 12 Division I GAMES:															
166	N	Temple	59 58	73	H	Cincinnati	69 89								
166	H	Temple	53 84	194	A	East Carolina	59 68								
227	A	SMU	48 71	256	H	Wichita St.	48 57								
100	H	Houston	57 59	161	H	Tulsa	59 56								
6	A	UConn	45 102	168	H	Tulane	61 62								
168	A	Tulane	65 59	73	A	Cincinnati	56 80								

Non-Div I Games:

Memphis

■ Loss,
 ■ Non-Conf,
 ■ S Site,
 ■ H Home
 ■ A Away
 N Neutral

Average RPI Win:	248	WON-LOST	WINNING	LAST 10	STRENGTH OF	OPP. STRENGTH	TEAM	ADJ.	CONF.	ADJ CONF.
Average RPI Loss:	143	RECORD	PCT. RANK	GAMES	SCHEDULE	OF SCHEDULE	RPI	RPI	RPI	RPI
DIV. I ONLY	24- 7	37	1- 0	330	196	140	140	27	27	
DIV. I NON-CONF.	8- 7	160	0- 0	263	83	198	198	25	25	
TOTALS	RPI 1-25	RPI 26-50	W-L RECORDS	RPI 51-100	RPI 101-150	RPI 150+				
24- 7	0- 2	0- 0	OVERALL	0- 0	1- 2	23- 3				
11- 3	0- 2	0- 0	HOME	0- 0	1- 0	10- 1				
10- 3	0- 0	0- 0	AWAY	0- 0	0- 2	10- 1				
3- 1	0- 0	0- 0	NEUTRAL	0- 0	0- 0	3- 1				
8- 7	0- 2	0- 0	NON-CONFERENCE	0- 0	1- 2	7- 3				
4- 3	0- 2	0- 0	HOME	0- 0	1- 0	3- 1				
3- 3	0- 0	0- 0	AWAY	0- 0	0- 2	3- 1				
1- 1	0- 0	0- 0	NEUTRAL	0- 0	0- 0	1- 1				
16- 0	0- 0	0- 0	CONFERENCE	0- 0	0- 0	16- 0				
7- 0	0- 0	0- 0	HOME	0- 0	0- 0	7- 0				
7- 0	0- 0	0- 0	AWAY	0- 0	0- 0	7- 0				
2- 0	0- 0	0- 0	NEUTRAL	0- 0	0- 0	2- 0				

RPI	S	Opponent	Score	RPI	S	Opponent	Score	RPI	S	Opponent	Score	RPI	S	Opponent	Score	Team's RPI: 140
15	H	UCF	42 76					107	H	Charlotte	57 40					
20	H	Florida St.	56 57					112	A	Georgia	60 67					
								146	A	Wake Forest	54 69					
								170	A	Chattanooga	62 56					
								170	H	Chattanooga	65 58					
								183	H	UNC Asheville	61 47					
								191	A	Furman	75 60					
								191	H	Furman	66 62					
								212	A	George Washington	61 53					
								214	H	Florida	92 82					
								218	N	Bowling Green	76 63					
								221	A	Howard	85 70					
								224	N	Memphis	53 59					
								233	A	Jacksonville	66 71					
								243	A	ETSU	83 77					
								243	H	ETSU	64 41					
								253	H	Columbia	68 72					
								259	A	Wofford	81 79					
								259	H	Wofford	65 59					
								259	N	Wofford	69 51					
								285	A	Ga. Southern	79 72					
								290	A	Samford	68 52					
								290	H	Samford	76 68					
								298	H	Kennesaw St.	64 48					
								309	A	UNC Greensboro	71 58					
								309	H	UNC Greensboro	85 73					
LAST 12 Division I GAMES:																
342	N	Western Caro.	55 32	342	H	Western Caro.	71 55									
259	N	Wofford	69 51	309	H	UNC Greensboro	85 73									
259	H	Wofford	65 59	290	A	Samford	68 52									
191	H	Furman	66 62	191	A	Furman	75 60									
170	A	Chattanooga	62 56	259	A	Wofford	81 79									
243	A	ETSU	83 77	243	H	ETSU	64 41									

Non-Div I Games:

Mercer

■ Loss,
 ■ Non-Conf, S Site,
 ■ Home
 ■ Away
 N Neutral

RPI	S	Opponent	Score	
342	A	Western Caro.	69	67
342	H	Western Caro.	71	55
342	N	Western Caro.	55	32

Mercer

M
e
r
c
e
r

M
e
r
c
e
r

Average RPI Win:	121	WON-LOST	WINNING	LAST 10	STRENGTH OF	OPP. STRENGTH	TEAM	ADJ.	CONF.	ADJ CONF.
Average RPI Loss:	35	RECORD	PCT. RANK	GAMES	SCHEDULE	OF SCHEDULE	RPI	RPI	RPI	RPI
DIV. I ONLY	24- 8	46	0- 1	36	14	18	18	1	1	
DIV. I NON-CONF.	12- 3	52	0- 0	147	56	54	54	1	1	
TOTALS	RPI 1-25	RPI 26-50	W-L RECORDS	RPI 51-100	RPI 101-150	RPI 150+				
24- 8	5- 4	1- 2	OVERALL	6- 2	4- 0	8- 0				
16- 2	3- 0	1- 2	HOME	5- 0	2- 0	5- 0				
6- 5	2- 3	0- 0	AWAY	1- 2	2- 0	1- 0				
2- 1	0- 1	0- 0	NEUTRAL	0- 0	0- 0	2- 0				
12- 3	1- 1	0- 1	NON-CONFERENCE	2- 1	1- 0	8- 0				
9- 1	1- 0	0- 1	HOME	2- 0	1- 0	5- 0				
1- 2	0- 1	0- 0	AWAY	0- 1	0- 0	1- 0				
2- 0	0- 0	0- 0	NEUTRAL	0- 0	0- 0	2- 0				
12- 5	4- 3	1- 1	CONFERENCE	4- 1	3- 0	0- 0				
7- 1	2- 0	1- 1	HOME	3- 0	1- 0	0- 0				
5- 3	2- 2	0- 0	AWAY	1- 1	2- 0	0- 0				
0- 1	0- 1	0- 0	NEUTRAL	0- 0	0- 0	0- 0				

RPI S	Opponent	Score	RPI S	Opponent	Score	RPI S	Opponent	Score	RPI S	Opponent	Score
1	H Notre Dame	72 65	28	H Central Mich.	80 90	62	H Georgia Tech	69 56	109	H Hartford	75 62
3	A Louisville	79 73	38	H North Carolina	76 68	64	H SFA	81 60	124	A Pittsburgh	65 51
7	A NC State	68 70	50	H Clemson	67 76	65	A Virginia Tech	65 73	129	H Boston College	76 73
10	A Syracuse	84 71				65	H Virginia Tech	68 61	146	A Wake Forest	72 57
10	N Syracuse	85 92				80	A Duke	58 50	158	N Alabama	101 74
11	A Iowa St.	52 75				88	A Purdue	63 74	166	H Temple	73 61
12	H Marquette	63 55				91	H Nebraska	82 68	172	H Colorado	73 58
20	A Florida St.	58 62				94	H Virginia	72 59	204	N Vanderbilt	90 65
20	H Florida St.	64 54							207	H UMES	71 53
									287	H New Orleans	78 38
									314	A FIU	94 43
									346	H Florida A&M	103 54
LAST 12 Division I GAMES:											
10	N Syracuse	85 92	20	H Florida St.	64 54						
109	H Hartford	75 62	65	A Virginia Tech	65 73						
12	H Marquette	63 55	3	A Louisville	79 73						
11	A Iowa St.	52 75	124	A Pittsburgh	65 51						
7	A NC State	68 70	1	H Notre Dame	72 65						
62	H Georgia Tech	69 56	94	H Virginia	72 59						

Non-Div I Games:

Miami (FL)

■ Loss,
■ Non-Conf, S Site,
■ Home
■ Away
N Neutral

RPI 1-25				RPI 26-50				RPI 51-100				Team's RPI: 53		RPI 101+			
RPI	S	Opponent	Score	RPI	S	Opponent	Score	RPI	S	Opponent	Score	RPI	S	Opponent	Score		
3	A	Louisville	73 95	28	A	Central Mich.	70 67	73	H	Cincinnati	78 65	113	H	High Point	68 55		
				31	A	Ohio	67 61	75	A	Toledo	65 56	125	A	Northern Ill.	71 82		
				31	H	Ohio	66 70	75	H	Toledo	65 64	125	H	Northern Ill.	70 45		
				36	A	Buffalo	61 86	83	A	Kent St.	58 67	151	A	Akron	67 61		
				36	H	Buffalo	59 66	83	H	Kent St.	79 63	200	H	Ball St.	60 57		
												213	A	Jacksonville St.	58 41		
												217	H	Eastern Mich.	63 58		
												218	A	Bowling Green	82 75		
												218	H	Bowling Green	75 62		
												264	A	Western Mich.	81 62		
												280	A	Canisius	62 59		
												311	A	Valparaiso	68 47		
												332	H	Eastern Ky.	60 44		
												333	A	Detroit Mercy	78 59		
												340	A	UIC	65 56		
												346	A	Florida A&M	56 57		
LAST 12 Division I GAMES:																	
				31	H	Ohio	66 70	125	H	Northern Ill.	70 45						
				36	A	Buffalo	61 86	218	A	Bowling Green	82 75						
				83	A	Kent St.	58 67	217	H	Eastern Mich.	63 58						
				218	H	Bowling Green	75 62	264	A	Western Mich.	81 62						
				75	A	Toledo	65 56	31	A	Ohio	67 61						
				151	A	Akron	67 61	83	H	Kent St.	79 63						

Non-Div I Games:	Ohio Dominican	74	29
------------------	----------------	----	----

Michigan St.

Through Games Of March 8, 2019

Average RPI Win:	135	WON-LOST	WINNING	LAST 10	STRENGTH OF	OPP. STRENGTH	TEAM	ADJ.	CONF.	ADJ CONF.
Average RPI Loss:	71	RECORD	PCT. RANK	GAMES	SCHEDULE	OF SCHEDULE	RPI	RPI	RPI	RPI
DIV. I ONLY	20- 11	94	1- 0	41	49	40	40	4	4	
DIV. I NON-CONF.	10- 1	17	0- 0	167	49	35	35	6	6	
TOTALS	RPI 1-25	RPI 26-50	W-L RECORDS	RPI 51-100	RPI 101-150	RPI 150+				
20- 11	3- 4	3- 1	OVERALL	3- 3	4- 2	7- 1				
15- 1	3- 0	2- 0	HOME	3- 1	2- 0	5- 0				
3- 8	0- 2	1- 1	AWAY	0- 2	1- 2	1- 1				
2- 2	0- 2	0- 0	NEUTRAL	0- 0	1- 0	1- 0				
10- 1	1- 1	0- 0	NON-CONFERENCE	2- 0	1- 0	6- 0				
7- 0	1- 0	0- 0	HOME	2- 0	0- 0	4- 0				
2- 0	0- 0	0- 0	AWAY	0- 0	1- 0	1- 0				
1- 1	0- 1	0- 0	NEUTRAL	0- 0	0- 0	1- 0				
10- 10	2- 3	3- 1	CONFERENCE	1- 3	3- 2	1- 1				
8- 1	2- 0	2- 0	HOME	1- 1	2- 0	1- 0				
1- 8	0- 2	1- 1	AWAY	0- 2	0- 2	0- 1				
1- 1	0- 1	0- 0	NEUTRAL	0- 0	1- 0	0- 0				

RPI 1-25				RPI 26-50				Team's RPI: 40		RPI 51-100				RPI 101+			
RPI	S	Opponent	Score	RPI	S	Opponent	Score			RPI	S	Opponent	Score	RPI	S	Opponent	Score
5	H	Oregon	88 82	43	A	Michigan	77 73			74	H	Wright St.	84 68	106	A	Minnesota	63 81
7	N	NC State	74 78	43	H	Michigan	74 64			88	H	Purdue	74 66	106	H	Minnesota	86 68
9	A	Iowa	71 86	46	A	Indiana	64 68			91	A	Nebraska	71 82	109	A	Hartford	74 66
9	H	Iowa	84 70	46	H	Indiana	77 61			94	H	Virginia	91 66	116	A	Northwestern	62 70
14	H	Maryland	77 60							95	A	Ohio St.	55 65	116	N	Northwestern	68 52
14	N	Maryland	55 71							95	H	Ohio St.	70 77	145	H	Penn St.	57 48
24	A	Rutgers	62 76											180	A	Wisconsin	62 79
														211	H	Texas Southern	91 45
														218	H	Bowling Green	99 69
														220	H	Illinois	77 60
														243	H	ETSU	75 53
														298	N	Kennesaw St.	75 51
														307	H	Fla. Atlantic	89 74
														308	A	Oakland	102 58
LAST 12 Division I GAMES:																	
				116	N	Northwestern	68 52			180	A	Wisconsin	62 79				
				14	N	Maryland	55 71			46	H	Indiana	77 61				
				106	A	Minnesota	63 81			9	A	Iowa	71 86				
				43	H	Michigan	74 64			88	H	Purdue	74 66				
				95	H	Ohio St.	70 77			145	H	Penn St.	57 48				
				91	A	Nebraska	71 82			43	A	Michigan	77 73				

Non-Div I Games:

Michigan St.

■ Loss,
 ■ Non-Conf,
 ■ S Site,
 ■ H Home
 ■ A Away
 N Neutral

Middle Tenn.

Through Games Of March 8, 2019

Average RPI Win:	203	WON-LOST	WINNING	LAST 10	STRENGTH OF	OPP. STRENGTH	TEAM	ADJ.	CONF.	ADJ CONF.
Average RPI Loss:	95	RECORD	PCT. RANK	GAMES	SCHEDULE	OF SCHEDULE	RPI	RPI	RPI	RPI
DIV. I ONLY	20- 9	71	0- 1	101	165	66	66	14	14	
DIV. I NON-CONF.	9- 4	85	0- 1	73	219	46	46	17	17	
TOTALS	RPI 1-25	RPI 26-50	W-L RECORDS	RPI 51-100	RPI 101-150	RPI 150+				
20- 9	0- 1	0- 1	OVERALL	1- 3	4- 3	15- 1				
10- 3	0- 0	0- 1	HOME	0- 1	3- 0	7- 1				
8- 6	0- 1	0- 0	AWAY	1- 2	1- 3	6- 0				
2- 0	0- 0	0- 0	NEUTRAL	0- 0	0- 0	2- 0				
9- 4	0- 1	0- 0	NON-CONFERENCE	1- 2	1- 1	7- 0				
4- 1	0- 0	0- 0	HOME	0- 1	1- 0	3- 0				
3- 3	0- 1	0- 0	AWAY	1- 1	0- 1	2- 0				
2- 0	0- 0	0- 0	NEUTRAL	0- 0	0- 0	2- 0				
11- 5	0- 0	0- 1	CONFERENCE	0- 1	3- 2	8- 1				
6- 2	0- 0	0- 1	HOME	0- 0	2- 0	4- 1				
5- 3	0- 0	0- 0	AWAY	0- 1	1- 2	4- 0				
0- 0	0- 0	0- 0	NEUTRAL	0- 0	0- 0	0- 0				

RPI 1-25				RPI 26-50				RPI 51-100 Team's RPI: 66				RPI 101+			
RPI	S	Opponent	Score	RPI	S	Opponent	Score	RPI	S	Opponent	Score	RPI	S	Opponent	Score
21	A	Kentucky	55 72	34	H	Rice	47 60	54	H	Belmont	38 45	102	A	UAB	72 77
								89	A	Troy	67 64	102	H	UAB	60 44
								96	A	Old Dominion	65 70	105	A	Western Ky.	56 67
								97	A	Fordham	49 61	105	H	Western Ky.	81 69
												107	A	Charlotte	62 55
												135	H	Georgia St.	69 54
												148	A	Tennessee Tech	64 68
												169	H	Louisiana Tech	75 38
												170	N	Chattanooga	58 47
												183	H	UNC Asheville	67 46
												184	H	Southern Miss.	66 49
												191	A	Furman	78 71
												192	H	North Texas	61 46
												196	N	Dartmouth	70 58
												198	A	UNLV	66 62
												201	H	Marshall	53 59
												204	H	Vanderbilt	65 58
												269	A	UTEP	79 49
												303	A	UTSA	72 52
												307	A	Fla. Atlantic	74 55
												307	H	Fla. Atlantic	74 48
												314	A	FIU	49 43
												327	H	Mississippi Val.	101 51
LAST 12 Division I GAMES:															
				97	A	Fordham	49 61	105	H	Western Ky.	81 69				
				198	A	UNLV	66 62	96	A	Old Dominion	65 70				
				105	A	Western Ky.	56 67	107	A	Charlotte	62 55				
				307	H	Fla. Atlantic	74 48	102	H	UAB	60 44				
				102	A	UAB	72 77	192	H	North Texas	61 46				
				201	H	Marshall	53 59	34	H	Rice	47 60				

Non-Div I Games:

Middle Tenn.

■ Loss,
 ■ Non-Conf, S Site,
 ■ Home
 ■ Away
 N Neutral

Average RPI Win:	280	WON-LOST	WINNING	LAST 10	STRENGTH OF	OPP. STRENGTH	TEAM	ADJ.	CONF.	ADJ CONF.
Average RPI Loss:	97	RECORD	PCT. RANK	GAMES	SCHEDULE	OF SCHEDULE	RPI	RPI	RPI	RPI
DIV. I ONLY	15- 15	170	0- 1	247	186	193	193	21	21	
DIV. I NON-CONF.	5- 6	177	0- 0	190	97	186	186	18	18	
TOTALS	RPI 1-25	RPI 26-50	W-L RECORDS	RPI 51-100	RPI 101-150	RPI 150+				
15- 15	0- 2	0- 1	OVERALL	0- 5	1- 5	14- 2				
8- 6	0- 2	0- 0	HOME	0- 2	1- 1	7- 1				
6- 9	0- 0	0- 1	AWAY	0- 3	0- 4	6- 1				
1- 0	0- 0	0- 0	NEUTRAL	0- 0	0- 0	1- 0				
5- 6	0- 2	0- 1	NON-CONFERENCE	0- 1	0- 1	5- 1				
2- 3	0- 2	0- 0	HOME	0- 0	0- 0	2- 1				
2- 3	0- 0	0- 1	AWAY	0- 1	0- 1	2- 0				
1- 0	0- 0	0- 0	NEUTRAL	0- 0	0- 0	1- 0				
10- 9	0- 0	0- 0	CONFERENCE	0- 4	1- 4	9- 1				
6- 3	0- 0	0- 0	HOME	0- 2	1- 1	5- 0				
4- 6	0- 0	0- 0	AWAY	0- 2	0- 3	4- 1				
0- 0	0- 0	0- 0	NEUTRAL	0- 0	0- 0	0- 0				

RPI	S	Opponent	Score	RPI	S	Opponent	Score	RPI	S	Opponent	Score	RPI	S	Opponent	Score	Team's RPI: 193
12	H	Marquette	74 83	46	A	Indiana	66 68	55	A	Saint Mary's (CA)	71 73	115	A	Youngstown St.	58 64	
20	H	Florida St.	62 87					72	A	Green Bay	45 59	115	A	Youngstown St.	47 67	
								72	H	Green Bay	62 76	115	H	Youngstown St.	71 68	
								74	A	Wright St.	57 61	123	A	Fresno St.	48 65	
								74	H	Wright St.	69 73	130	A	IUPUI	55 76	
												130	H	IUPUI	66 67	
												163	N	UC Riverside	56 54	
												180	H	Wisconsin	57 68	
												240	A	Northern Ky.	54 55	
												240	H	Northern Ky.	59 38	
												241	A	North Dakota	64 46	
												253	H	Columbia	78 65	
												281	A	Cleveland St.	78 60	
												281	H	Cleveland St.	59 53	
												308	A	Oakland	79 52	
												308	H	Oakland	83 53	
												326	A	North Dakota St.	57 55	
												333	A	Detroit Mercy	62 44	
												333	H	Detroit Mercy	59 34	
												338	H	Purdue Fort Wayne	70 48	
												340	A	UIC	48 37	
												340	H	UIC	72 53	
LAST 12 Division I GAMES:																
115	A	Youngstown St.	58 64	281	A	Cleveland St.	78 60									
130	A	IUPUI	55 76	240	H	Northern Ky.	59 38									
340	A	UIC	48 37	74	H	Wright St.	69 73									
308	H	Oakland	83 53	72	A	Green Bay	45 59									
333	H	Detroit Mercy	59 34	340	H	UIC	72 53									
115	A	Youngstown St.	47 67	130	H	IUPUI	66 67									

Non-Div I Games:

Milwaukee

■ Loss,
■ Non-Conf,
■ S Site,
■ H Home
■ A Away
N Neutral

Minnesota

Through Games Of March 8, 2019

Average RPI Win:	180	WON-LOST	WINNING	LAST 10	STRENGTH OF	OPP. STRENGTH	TEAM	ADJ.	CONF.	ADJ CONF.
Average RPI Loss:	67	RECORD	PCT. RANK	GAMES	SCHEDULE	OF SCHEDULE	RPI	RPI	RPI	RPI
DIV. I ONLY	20- 10	84	0- 1	169	63	106	106	4	4	
DIV. I NON-CONF.	11- 0	1	0- 0	347	157	106	106	6	6	
TOTALS	RPI 1-25	RPI 26-50	W-L RECORDS	RPI 51-100	RPI 101-150	RPI 150+				
20- 10	2- 3	2- 3	OVERALL	1- 3	4- 0	11- 1				
14- 4	2- 1	1- 0	HOME	0- 2	2- 0	9- 1				
6- 5	0- 2	1- 2	AWAY	1- 1	2- 0	2- 0				
0- 1	0- 0	0- 1	NEUTRAL	0- 0	0- 0	0- 0				
11- 0	1- 0	0- 0	NON-CONFERENCE	0- 0	1- 0	9- 0				
9- 0	1- 0	0- 0	HOME	0- 0	0- 0	8- 0				
2- 0	0- 0	0- 0	AWAY	0- 0	1- 0	1- 0				
0- 0	0- 0	0- 0	NEUTRAL	0- 0	0- 0	0- 0				
9- 10	1- 3	2- 3	CONFERENCE	1- 3	3- 0	2- 1				
5- 4	1- 1	1- 0	HOME	0- 2	2- 0	1- 1				
4- 5	0- 2	1- 2	AWAY	1- 1	1- 0	1- 0				
0- 1	0- 0	0- 1	NEUTRAL	0- 0	0- 0	0- 0				

RPI S	Opponent	Score	RPI S	Opponent	Score	RPI S	Opponent	Score	RPI S	Opponent	Score	Team's RPI: 106
9	H Iowa	63 81	40	A Michigan St.	68 86	88	A Purdue	65 45	116	A Northwestern	61 54	
10	H Syracuse	72 68	40	H Michigan St.	81 63	88	H Purdue	53 64	116	H Northwestern	73 64	
14	A Maryland	69 71	43	A Michigan	60 76	91	A Nebraska	57 63	129	A Boston College	77 69	
24	A Rutgers	54 60	46	A Indiana	65 61	95	H Ohio St.	55 65	145	H Penn St.	97 67	
24	H Rutgers	60 46	46	N Indiana	58 66				180	A Wisconsin	78 50	
									180	H Wisconsin	74 56	
									202	A Xavier	78 53	
									206	H Cornell	65 45	
									220	H Illinois	62 66	
									260	H Rhode Island	91 71	
									270	H San Diego	53 48	
									291	H Air Force	67 50	
									310	H Incarnate Word	75 39	
									312	H New Hampshire	70 47	
									319	H Coppin St.	84 52	
									348	H Ark.-Pine Bluff	84 42	
LAST 12 Division I GAMES:												
46	N Indiana	58 66	116	H Northwestern	73 64							
40	H Michigan St.	81 63	46	A Indiana	65 61							
24	A Rutgers	54 60	24	H Rutgers	60 46							
14	A Maryland	69 71	116	A Northwestern	61 54							
145	H Penn St.	97 67	95	H Ohio St.	55 65							
88	A Purdue	65 45	88	H Purdue	53 64							

Non-Div I Games:

Minnesota

Loss, Non-Conf, S Site, H Home A Away N Neutral

Mississippi St.

Through Games Of March 8, 2019

Average RPI Win:	124	WON-LOST	WINNING	LAST 10	STRENGTH OF	OPP. STRENGTH	TEAM	ADJ.	CONF.	ADJ CONF.
Average RPI Loss:	16	RECORD	PCT. RANK	GAMES	SCHEDULE	OF SCHEDULE	RPI	RPI	RPI	RPI
DIV. I ONLY	28- 2	2	1- 0	48	32	8	8	5	5	
DIV. I NON-CONF.	12- 1	11	0- 0	75	46	14	14	5	5	
TOTALS	RPI 1-25	RPI 26-50	W-L RECORDS	RPI 51-100	RPI 101-150	RPI 150+				
28- 2	5- 1	3- 1	OVERALL	7- 0	2- 0	11- 0				
14- 1	3- 0	1- 1	HOME	2- 0	1- 0	7- 0				
13- 1	2- 1	2- 0	AWAY	4- 0	1- 0	4- 0				
1- 0	0- 0	0- 0	NEUTRAL	1- 0	0- 0	0- 0				
12- 1	1- 1	2- 0	NON-CONFERENCE	2- 0	1- 0	6- 0				
7- 0	1- 0	1- 0	HOME	0- 0	0- 0	5- 0				
5- 1	0- 1	1- 0	AWAY	2- 0	1- 0	1- 0				
0- 0	0- 0	0- 0	NEUTRAL	0- 0	0- 0	0- 0				
16- 1	4- 0	1- 1	CONFERENCE	5- 0	1- 0	5- 0				
7- 1	2- 0	0- 1	HOME	2- 0	1- 0	2- 0				
8- 0	2- 0	1- 0	AWAY	2- 0	0- 0	3- 0				
1- 0	0- 0	0- 0	NEUTRAL	1- 0	0- 0	0- 0				

RPI 1-25				RPI 26-50				RPI 51-100				RPI 101+			
RPI	S	Opponent	Score	RPI	S	Opponent	Score	RPI	S	Opponent	Score	RPI	S	Opponent	Score
5	A	Oregon	74 82	27	H	Missouri	67 75	58	H	Tennessee	91 63	112	H	Georgia	80 71
12	H	Marquette	87 82	29	A	Texas	67 49	58	N	Tennessee	83 68	138	A	Washington	103 56
16	A	Texas A&M	92 64	47	H	Lamar University	104 53	67	A	Little Rock	98 63	158	A	Alabama	65 49
19	A	South Carolina	68 64	48	A	Auburn	85 59	81	A	Arkansas	93 69	184	A	Southern Miss.	86 42
19	H	South Carolina	89 74					82	A	LSU	68 35	191	H	Furman	106 41
21	H	Kentucky	86 71					82	H	LSU	76 56	204	H	Vanderbilt	86 70
								94	A	Virginia	72 44	214	A	Florida	90 42
												235	A	Ole Miss	80 66
												235	H	Ole Miss	80 49
												239	H	Southeast Mo. St.	88 53
												258	H	Jackson St.	105 38
												265	H	Louisiana	104 36
												319	H	Coppin St.	110 38
LAST 12 Division I GAMES:															
				58	N	Tennessee	83 68	27	H	Missouri	67 75				
				19	A	South Carolina	68 64	58	H	Tennessee	91 63				
				82	H	LSU	76 56	158	A	Alabama	65 49				
				204	H	Vanderbilt	86 70	82	A	LSU	68 35				
				235	A	Ole Miss	80 66	235	H	Ole Miss	80 49				
				16	A	Texas A&M	92 64	214	A	Florida	90 42				

Non-Div I Games:

Mississippi St.

■ Loss,
 ■ Non-Conf, S Site,
 ■ Home
 ■ Away
 N Neutral

Average RPI Win:	259	WON-LOST	WINNING	LAST 10	STRENGTH OF	OPP. STRENGTH	TEAM	ADJ.	CONF.	ADJ CONF.
Average RPI Loss:	209	RECORD	PCT. RANK	GAMES	SCHEDULE	OF SCHEDULE	RPI	RPI	RPI	RPI
DIV. I ONLY	5- 23	326	1- 0	272	340	327	327	29	29	
DIV. I NON-CONF.	1- 10	329	0- 0	92	314	275	275	28	28	
TOTALS	RPI 1-25	RPI 26-50	W-L RECORDS	RPI 51-100	RPI 101-150	RPI 150+				
5- 23	0- 0	0- 0	OVERALL	0- 3	0- 1	5- 19				
2- 7	0- 0	0- 0	HOME	0- 0	0- 0	2- 7				
3- 15	0- 0	0- 0	AWAY	0- 2	0- 1	3- 12				
0- 1	0- 0	0- 0	NEUTRAL	0- 1	0- 0	0- 0				
1- 10	0- 0	0- 0	NON-CONFERENCE	0- 3	0- 1	1- 6				
0- 1	0- 0	0- 0	HOME	0- 0	0- 0	0- 1				
1- 8	0- 0	0- 0	AWAY	0- 2	0- 1	1- 5				
0- 1	0- 0	0- 0	NEUTRAL	0- 1	0- 0	0- 0				
4- 13	0- 0	0- 0	CONFERENCE	0- 0	0- 0	4- 13				
2- 6	0- 0	0- 0	HOME	0- 0	0- 0	2- 6				
2- 7	0- 0	0- 0	AWAY	0- 0	0- 0	2- 7				
0- 0	0- 0	0- 0	NEUTRAL	0- 0	0- 0	0- 0				

RPI S	Opponent	Score	RPI S	Opponent	Score	RPI S	Opponent	Score	RPI S	Opponent	Score	Team's RPI: 327
						51 A	TCU	47 96	111 A	UT Martin	51 110	
						66 A	Middle Tenn.	51 101	160 A	Nicholls St.	47 72	
						89 N	Troy	54 75	177 A	Southern U.	67 74	
									177 H	Southern U.	46 67	
									184 A	Southern Miss.	60 67	
									186 A	Prairie View	55 91	
									186 H	Prairie View	65 75	
									190 A	Arkansas St.	57 60	
									197 H	North Ala.	72 86	
									210 A	Grambling	54 52	
									210 H	Grambling	79 61	
									211 A	Texas Southern	45 73	
									211 H	Texas Southern	50 68	
									227 A	SMU	47 62	
									258 A	Jackson St.	56 87	
									258 H	Jackson St.	86 87	
									262 A	Austin Peay	95 89	
									266 A	Alabama St.	67 73	
									266 H	Alabama St.	64 62	
									301 A	La.-Monroe	65 72	
									302 A	Alabama A&M	70 78	
									302 H	Alabama A&M	60 80	
									348 A	Ark.-Pine Bluff	62 56	
									351 A	Alcorn	63 73	
									351 H	Alcorn	80 81	
LAST 12 Division I GAMES:												
			210 H	Grambling	79 61		266 A	Alabama St.	67 73			
			258 H	Jackson St.	86 87		302 A	Alabama A&M	70 78			
			211 A	Texas Southern	45 73		210 A	Grambling	54 52			
			186 A	Prairie View	55 91		258 A	Jackson St.	56 87			
			177 H	Southern U.	46 67		211 H	Texas Southern	50 68			
			351 H	Alcorn	80 81		186 H	Prairie View	65 75			

Non-Div I Games:

Mississippi Val.

■ Loss,
 ■ Non-Conf,
 ■ S Site,
 ■ Home
 ■ A Away
 N Neutral

Average RPI Win: 128	WON-LOST	WINNING	LAST 10	STRENGTH OF	OPP. STRENGTH	TEAM	ADJ.	CONF.	ADJ CONF.
Average RPI Loss: 66	RECORD	PCT. RANK	GAMES	SCHEDULE	OF SCHEDULE	RPI	RPI	RPI	RPI
DIV. I ONLY	23- 9	60	2- 0	39	58	27	27	5	5
DIV. I NON-CONF.	11- 3	56	0- 0	64	107	39	39	5	5
TOTALS	RPI 1-25	RPI 26-50	W-L RECORDS	RPI 51-100	RPI 101-150	RPI 150+			
23- 9	3- 2	2- 3	OVERALL	6- 3	1- 0	11- 1			
12- 3	1- 0	1- 1	HOME	2- 2	1- 0	7- 0			
7- 5	1- 2	0- 1	AWAY	3- 1	0- 0	3- 1			
4- 1	1- 0	1- 1	NEUTRAL	1- 0	0- 0	1- 0			
11- 3	0- 0	1- 2	NON-CONFERENCE	3- 1	0- 0	7- 0			
5- 2	0- 0	0- 1	HOME	1- 1	0- 0	4- 0			
4- 0	0- 0	0- 0	AWAY	1- 0	0- 0	3- 0			
2- 1	0- 0	1- 1	NEUTRAL	1- 0	0- 0	0- 0			
12- 6	3- 2	1- 1	CONFERENCE	3- 2	1- 0	4- 1			
7- 1	1- 0	1- 0	HOME	1- 1	1- 0	3- 0			
3- 5	1- 2	0- 1	AWAY	2- 1	0- 0	0- 1			
2- 0	1- 0	0- 0	NEUTRAL	0- 0	0- 0	1- 0			

RPI 1-25				RPI 26-50				Team's RPI: 27		RPI 51-100				RPI 101+			
RPI	S	Opponent	Score	RPI	S	Opponent	Score		RPI	S	Opponent	Score	RPI	S	Opponent	Score	
8	A	Mississippi St.	75 67	37	H	South Dakota	61 74		58	A	Tennessee	66 64	112	H	Georgia	61 35	
16	H	Texas A&M	70 65	43	N	Michigan	54 70		58	H	Tennessee	60 62	158	H	Alabama	82 47	
19	A	South Carolina	65 79	44	N	Quinnipiac	65 51		68	H	Missouri St.	65 61	162	H	Texas St.	69 50	
21	A	Kentucky	41 52	48	A	Auburn	54 58		69	A	West Virginia	68 51	178	A	Saint Louis	74 62	
21	N	Kentucky	70 68	48	H	Auburn	74 65		72	H	Green Bay	49 56	190	H	Arkansas St.	70 50	
									80	N	Duke	62 54	204	H	Vanderbilt	69 46	
									81	A	Arkansas	73 67	214	A	Florida	56 58	
									81	H	Arkansas	71 53	214	N	Florida	87 56	
									82	A	LSU	51 61	220	A	Illinois	67 45	
													230	A	Western Ill.	89 64	
													234	H	UMKC	66 59	
													235	H	Ole Miss	78 55	
													238	H	SIUE	59 36	
LAST 12 Division I GAMES:																	
				214	N	Florida	87 56		48	A	Auburn	54 58					
				21	N	Kentucky	70 68		58	H	Tennessee	60 62					
				80	N	Duke	62 54		8	A	Mississippi St.	75 67					
				44	N	Quinnipiac	65 51		204	H	Vanderbilt	69 46					
				158	H	Alabama	82 47		16	H	Texas A&M	70 65					
				81	A	Arkansas	73 67		82	A	LSU	51 61					

Non-Div I Games:

Missouri

■ Loss,
 ■ Non-Conf,
 ■ S Site,
 ■ Home
 ■ A Away
 N Neutral

Average RPI Win:	190	WON-LOST	WINNING	LAST 10	STRENGTH OF	OPP. STRENGTH	TEAM	ADJ.	CONF.	ADJ CONF.
Average RPI Loss:	101	RECORD	PCT. RANK	GAMES	SCHEDULE	OF SCHEDULE	RPI	RPI	RPI	RPI
DIV. I ONLY	19- 9	77	1- 0	88	126	68	68	13	13	
DIV. I NON-CONF.	4- 7	228	0- 0	81	41	171	171	15	15	
TOTALS	RPI 1-25	RPI 26-50	W-L RECORDS	RPI 51-100	RPI 101-150	RPI 150+				
19- 9	1- 2	0- 3	OVERALL	3- 0	2- 0	13- 4				
9- 4	0- 2	0- 1	HOME	2- 0	1- 0	6- 1				
8- 5	1- 0	0- 2	AWAY	1- 0	1- 0	5- 3				
2- 0	0- 0	0- 0	NEUTRAL	0- 0	0- 0	2- 0				
4- 7	0- 1	0- 3	NON-CONFERENCE	1- 0	0- 0	3- 3				
2- 2	0- 1	0- 1	HOME	1- 0	0- 0	1- 0				
0- 5	0- 0	0- 2	AWAY	0- 0	0- 0	0- 3				
2- 0	0- 0	0- 0	NEUTRAL	0- 0	0- 0	2- 0				
15- 2	1- 1	0- 0	CONFERENCE	2- 0	2- 0	10- 1				
7- 2	0- 1	0- 0	HOME	1- 0	1- 0	5- 1				
8- 0	1- 0	0- 0	AWAY	1- 0	1- 0	5- 0				
0- 0	0- 0	0- 0	NEUTRAL	0- 0	0- 0	0- 0				

RPI 1-25				RPI 26-50				RPI 51-100				Team's RPI: 68	RPI 101+			
RPI	S	Opponent	Score	RPI	S	Opponent	Score	RPI	S	Opponent	Score		RPI	S	Opponent	Score
13	H	Gonzaga	67 70	27	A	Missouri	61 65	67	H	Little Rock	48 44		150	A	Southern Ill.	70 58
17	A	Drake	85 79	37	H	South Dakota	74 85	78	A	UNI	63 58		150	H	Southern Ill.	66 51
17	H	Drake	61 70	46	A	Indiana	74 98	78	H	UNI	58 48		155	A	Bradley	68 56
													155	H	Bradley	82 60
													156	A	Illinois St.	59 47
													156	H	Illinois St.	56 60
													164	A	Santa Clara	73 77
													169	N	Louisiana Tech	82 70
													192	A	North Texas	76 83
													200	H	Ball St.	74 54
													225	H	Indiana St.	71 58
													238	N	SIUE	68 65
													246	A	Loyola Chicago	85 58
													246	H	Loyola Chicago	84 49
													256	A	Wichita St.	60 63
													311	A	Valparaiso	77 58
													311	H	Valparaiso	108 63
													328	A	Evansville	88 46
													328	H	Evansville	88 66
LAST 12 Division I GAMES:																
328	A	Evansville	88 46	156	H	Illinois St.	56 60									
17	H	Drake	61 70	150	A	Southern Ill.	70 58									
78	H	UNI	58 48	78	A	UNI	63 58									
246	A	Loyola Chicago	85 58	17	A	Drake	85 79									
311	A	Valparaiso	77 58	311	H	Valparaiso	108 63									
155	H	Bradley	82 60	246	H	Loyola Chicago	84 49									

Non-Div I Games:

Missouri St.

■ Loss,
■ Non-Conf, S Site,
■ Home
■ Away
N Neutral

Average RPI Win:	272	WON-LOST	WINNING	LAST 10	STRENGTH OF	OPP. STRENGTH	TEAM	ADJ.	CONF.	ADJ CONF.
Average RPI Loss:	164	RECORD	PCT. RANK	GAMES	SCHEDULE	OF SCHEDULE	RPI	RPI	RPI	RPI
DIV. I ONLY	13- 16	206	1- 0	238	282	228	228	26	26	
DIV. I NON-CONF.	4- 7	228	0- 0	174	228	217	217	27	27	
TOTALS	RPI 1-25	RPI 26-50	W-L RECORDS	RPI 51-100	RPI 101-150	RPI 150+				
13- 16	0- 0	0- 3	OVERALL	0- 2	0- 3	13- 8				
6- 8	0- 0	0- 2	HOME	0- 1	0- 1	6- 4				
7- 8	0- 0	0- 1	AWAY	0- 1	0- 2	7- 4				
0- 0	0- 0	0- 0	NEUTRAL	0- 0	0- 0	0- 0				
4- 7	0- 0	0- 1	NON-CONFERENCE	0- 2	0- 1	4- 3				
2- 3	0- 0	0- 1	HOME	0- 1	0- 0	2- 1				
2- 4	0- 0	0- 0	AWAY	0- 1	0- 1	2- 2				
0- 0	0- 0	0- 0	NEUTRAL	0- 0	0- 0	0- 0				
9- 9	0- 0	0- 2	CONFERENCE	0- 0	0- 2	9- 5				
4- 5	0- 0	0- 1	HOME	0- 0	0- 1	4- 3				
5- 4	0- 0	0- 1	AWAY	0- 0	0- 1	5- 2				
0- 0	0- 0	0- 0	NEUTRAL	0- 0	0- 0	0- 0				

RPI 1-25			RPI 26-50			RPI 51-100			RPI 101+			Team's RPI: 228			
RPI	S	Opponent	Score	RPI	S	Opponent	Score	RPI	S	Opponent	Score				
				41	H	Bucknell	32 70	57	H	Princeton	47 79	122	A	Marist	45 69
				44	A	Quinnipiac	38 67	65	A	Virginia Tech	49 82	122	H	Marist	45 69
				44	H	Quinnipiac	46 58					127	A	Lehigh	48 63
												171	A	Rider	50 65
												171	H	Rider	43 55
												182	A	Sacred Heart	55 50
												194	A	East Carolina	67 73
												212	A	George Washington	55 51
												242	H	Albany (NY)	64 56
												249	H	Navy	68 67
												267	H	Manhattan	71 63
												268	A	Niagara	88 81
												268	H	Niagara	76 54
												274	H	Loyola Maryland	67 75
												276	A	Siena	56 54
												276	H	Siena	68 77
												280	A	Canisius	56 65
												280	H	Canisius	67 61
												284	A	Fairfield	73 63
												313	A	Iona	55 38
												313	H	Iona	51 52
												330	A	Lafayette	69 73
												347	A	Saint Peter's	76 59
												347	H	Saint Peter's	70 50
LAST 12 Division I GAMES:															
				347	A	Saint Peter's	76 59					267	H	Manhattan	71 63
				122	H	Marist	45 69					276	A	Siena	56 54
				280	A	Canisius	56 65					171	A	Rider	50 65
				268	A	Niagara	88 81					284	A	Fairfield	73 63
				347	H	Saint Peter's	70 50					44	H	Quinnipiac	46 58
				313	H	Iona	51 52					268	H	Niagara	76 54

Non-Div I Games:

Monmouth

■ Loss,
■ Non-Conf,
■ S Site,
■ H Home
■ A Away
N Neutral

Average RPI Win:	208	WON-LOST	WINNING	LAST 10	STRENGTH OF	OPP. STRENGTH	TEAM	ADJ.	CONF.	ADJ CONF.
Average RPI Loss:	133	RECORD	PCT. RANK	GAMES	SCHEDULE	OF SCHEDULE	RPI	RPI	RPI	RPI
DIV. I ONLY	12- 15	208	1- 0	125	167	173	173	16	16	
DIV. I NON-CONF.	4- 4	162	1- 0	33	123	81	81	12	12	
TOTALS	RPI 1-25	RPI 26-50	W-L RECORDS	RPI 51-100	RPI 101-150	RPI 150+				
12- 15	0- 1	0- 1	OVERALL	2- 2	3- 7	7- 4				
8- 4	0- 0	0- 1	HOME	2- 0	3- 2	3- 1				
3- 11	0- 1	0- 0	AWAY	0- 2	0- 5	3- 3				
1- 0	0- 0	0- 0	NEUTRAL	0- 0	0- 0	1- 0				
4- 4	0- 1	0- 1	NON-CONFERENCE	1- 1	1- 1	2- 0				
2- 1	0- 0	0- 1	HOME	1- 0	1- 0	0- 0				
1- 3	0- 1	0- 0	AWAY	0- 1	0- 1	1- 0				
1- 0	0- 0	0- 0	NEUTRAL	0- 0	0- 0	1- 0				
8- 11	0- 0	0- 0	CONFERENCE	1- 1	2- 6	5- 4				
6- 3	0- 0	0- 0	HOME	1- 0	2- 2	3- 1				
2- 8	0- 0	0- 0	AWAY	0- 1	0- 4	2- 3				
0- 0	0- 0	0- 0	NEUTRAL	0- 0	0- 0	0- 0				

RPI 1-25				RPI 26-50				RPI 51-100				RPI 101+ Team's RPI: 173			
RPI	S	Opponent	Score	RPI	S	Opponent	Score	RPI	S	Opponent	Score	RPI	S	Opponent	Score
13	A	Gonzaga	52 76	37	H	South Dakota	41 64	77	A	Idaho	68 76	108	A	Idaho St.	34 50
								77	H	Idaho	82 79	108	H	Idaho St.	60 59
								85	H	UC Davis	62 56	114	A	Northern Colo.	61 79
								87	A	Arizona	51 100	114	H	Northern Colo.	62 73
												125	H	Northern Ill.	86 70
												136	A	Portland St.	60 78
												136	H	Portland St.	73 70
												138	A	Washington	54 69
												143	A	Montana St.	52 74
												143	H	Montana St.	71 75
												185	A	Eastern Wash.	64 67
												185	H	Eastern Wash.	62 68
												209	N	Saint Francis (PA)	79 77
												237	A	Northern Ariz.	65 82
												237	H	Northern Ariz.	78 62
												257	A	Sacramento St.	88 86
												283	A	Southern Utah	56 71
												283	H	Southern Utah	79 57
												321	A	Weber St.	72 60
												321	H	Weber St.	64 56
												334	A	Grand Canyon	69 47
LAST 12 Division I GAMES:															
209	N	Saint Francis (PA)	79 77	143	H	Montana St.	71 75								
85	H	UC Davis	62 56	108	H	Idaho St.	60 59								
136	H	Portland St.	73 70	321	H	Weber St.	64 56								
237	A	Northern Ariz.	65 82	185	A	Eastern Wash.	64 67								
283	A	Southern Utah	56 71	77	A	Idaho	68 76								
114	A	Northern Colo.	61 79	143	A	Montana St.	52 74								

Non-Div I Games: Providence (MT) 90 45

Montana

Loss, Non-Conf, S Site, H Home A Away N Neutral

Average RPI Win:	232	WON-LOST	WINNING	LAST 10	STRENGTH OF	OPP. STRENGTH	TEAM	ADJ.	CONF.	ADJ CONF.
Average RPI Loss:	97	RECORD	PCT. RANK	GAMES	SCHEDULE	OF SCHEDULE	RPI	RPI	RPI	RPI
DIV. I ONLY	15- 13	151	1- 0	153	135	143	143	16	16	
DIV. I NON-CONF.	4- 5	190	1- 0	43	62	97	97	12	12	
TOTALS	RPI 1-25	RPI 26-50	W-L RECORDS	RPI 51-100	RPI 101-150	RPI 150+				
15- 13	0- 1	0- 1	OVERALL	0- 5	2- 4	13- 2				
7- 5	0- 0	0- 1	HOME	0- 1	0- 2	7- 1				
7- 8	0- 1	0- 0	AWAY	0- 4	1- 2	6- 1				
1- 0	0- 0	0- 0	NEUTRAL	0- 0	1- 0	0- 0				
4- 5	0- 1	0- 1	NON-CONFERENCE	0- 3	1- 0	3- 0				
2- 1	0- 0	0- 1	HOME	0- 0	0- 0	2- 0				
1- 4	0- 1	0- 0	AWAY	0- 3	0- 0	1- 0				
1- 0	0- 0	0- 0	NEUTRAL	0- 0	1- 0	0- 0				
11- 8	0- 0	0- 0	CONFERENCE	0- 2	1- 4	10- 2				
5- 4	0- 0	0- 0	HOME	0- 1	0- 2	5- 1				
6- 4	0- 0	0- 0	AWAY	0- 1	1- 2	5- 1				
0- 0	0- 0	0- 0	NEUTRAL	0- 0	0- 0	0- 0				

RPI 1-25				RPI 26-50				RPI 51-100				RPI 101+ Team's RPI: 143			
RPI	S	Opponent	Score	RPI	S	Opponent	Score	RPI	S	Opponent	Score	RPI	S	Opponent	Score
12	A	Marquette	52 100	30	H	South Dakota St.	67 88	51	A	TCU	49 71	108	A	Idaho St.	43 61
								61	A	Wyoming	58 66	108	H	Idaho St.	49 62
								64	A	SFA	53 60	114	A	Northern Colo.	79 66
								77	A	Idaho	65 90	114	H	Northern Colo.	73 84
								77	H	Idaho	66 82	131	N	Delaware	69 60
												136	A	Portland St.	53 55
												162	A	Texas St.	67 59
												173	A	Montana	75 71
												173	H	Montana	74 52
												185	A	Eastern Wash.	61 47
												185	H	Eastern Wash.	87 89
												237	A	Northern Ariz.	72 76
												237	H	Northern Ariz.	80 70
												257	A	Sacramento St.	69 53
												257	H	Sacramento St.	64 58
												272	H	Long Beach St.	85 62
												283	A	Southern Utah	70 55
												283	H	Southern Utah	69 64
												317	H	Omaha	59 56
												321	A	Weber St.	66 59
												321	H	Weber St.	72 59
LAST 12 Division I GAMES:															
162	A	Texas St.	67 59	108	H	Idaho St.	49 62								
257	H	Sacramento St.	64 58	77	A	Idaho	65 90								
283	A	Southern Utah	70 55	185	A	Eastern Wash.	61 47								
237	A	Northern Ariz.	72 76	114	H	Northern Colo.	73 84								
173	A	Montana	75 71	173	H	Montana	74 52								
321	H	Weber St.	72 59	108	A	Idaho St.	43 61								

Non-Div I Games: Carroll (MT) 64 48

Montana St.

Loss, Non-Conf, S Site, H Home A Away N Neutral

Average RPI Win: 250	WON-LOST	WINNING	LAST 10	STRENGTH OF	OPP. STRENGTH	TEAM	ADJ.	CONF.	ADJ CONF.
Average RPI Loss: 142	RECORD	PCT. RANK	GAMES	SCHEDULE	OF SCHEDULE	RPI	RPI	RPI	RPI
DIV. I ONLY	21- 10	82	1- 1	230	276	132	132	22	22
DIV. I NON-CONF.	7- 4	108	0- 0	207	280	126	126	23	23
TOTALS	RPI 1-25	RPI 26-50	W-L RECORDS	RPI 51-100	RPI 101-150	RPI 150+			
21- 10	0- 2	0- 0	OVERALL	1- 2	3- 1	17- 5			
11- 3	0- 0	0- 0	HOME	0- 1	2- 0	9- 2			
9- 6	0- 2	0- 0	AWAY	1- 1	1- 0	7- 3			
1- 1	0- 0	0- 0	NEUTRAL	0- 0	0- 1	1- 0			
7- 4	0- 2	0- 0	NON-CONFERENCE	1- 0	0- 0	6- 2			
4- 1	0- 0	0- 0	HOME	0- 0	0- 0	4- 1			
3- 3	0- 2	0- 0	AWAY	1- 0	0- 0	2- 1			
0- 0	0- 0	0- 0	NEUTRAL	0- 0	0- 0	0- 0			
14- 6	0- 0	0- 0	CONFERENCE	0- 2	3- 1	11- 3			
7- 2	0- 0	0- 0	HOME	0- 1	2- 0	5- 1			
6- 3	0- 0	0- 0	AWAY	0- 1	1- 0	5- 2			
1- 1	0- 0	0- 0	NEUTRAL	0- 0	0- 1	1- 0			

RPI 1-25				RPI 26-50				RPI 51-100				RPI 101+ Team's RPI: 132			
RPI	S	Opponent	Score	RPI	S	Opponent	Score	RPI	S	Opponent	Score	RPI	S	Opponent	Score
2	A	Baylor	58 96					54	A	Belmont	50 77	111	H	UT Martin	85 75
21	A	Kentucky	57 87					54	H	Belmont	57 77	111	N	UT Martin	58 68
								86	A	Radford	79 72	148	A	Tennessee Tech	73 70
												148	H	Tennessee Tech	77 56
												195	A	N.C. A&T	72 67
												209	A	Saint Francis (PA)	83 89
												213	A	Jacksonville St.	57 68
												213	H	Jacksonville St.	66 55
												213	N	Jacksonville St.	77 60
												236	H	St. Francis Brooklyn	94 101
												238	A	SIUE	73 67
												239	H	Southeast Mo. St.	82 54
												247	A	Gardner-Webb	84 69
												261	A	Murray St.	83 61
												261	H	Murray St.	80 71
												262	A	Austin Peay	80 81
												262	H	Austin Peay	75 84
												296	A	Eastern Ill.	67 57
												304	A	Tennessee St.	85 62
												304	H	Tennessee St.	71 55
												311	H	Valparaiso	68 62
												328	H	Evansville	85 63
												329	H	Lipscomb	79 44
												332	A	Eastern Ky.	64 61
												332	H	Eastern Ky.	68 52
												349	H	Chicago St.	104 68
LAST 12 Division I GAMES:															
				213	N	Jacksonville St.	77 60					332	H	Eastern Ky.	68 52
				111	N	UT Martin	58 68					262	H	Austin Peay	75 84
				332	A	Eastern Ky.	64 61					54	H	Belmont	57 77
				261	H	Murray St.	80 71					304	H	Tennessee St.	71 55
				148	A	Tennessee Tech	73 70					296	A	Eastern Ill.	67 57
				213	A	Jacksonville St.	57 68					238	A	SIUE	73 67

Non-Div I Games: Alice Lloyd 121 56 Ky. Christian 119 28

Morehead St.

■ Loss,
 ■ Non-Conf,
 ■ S Site,
 ■ Home
 ■ A Away
 N Neutral

Average RPI Win:	310	WON-LOST	WINNING	LAST 10	STRENGTH OF	OPP. STRENGTH	TEAM	ADJ.	CONF.	ADJ CONF.
Average RPI Loss:	198	RECORD	PCT. RANK	GAMES	SCHEDULE	OF SCHEDULE	RPI	RPI	RPI	RPI
DIV. I ONLY	9- 19	268	0- 1	300	336	305	305	32	32	
DIV. I NON-CONF.	1- 11	335	0- 1	163	215	322	322	32	32	
TOTALS	RPI 1-25	RPI 26-50	W-L RECORDS	RPI 51-100	RPI 101-150	RPI 150+				
9- 19	0- 1	0- 1	OVERALL	0- 2	0- 3	9- 12				
5- 6	0- 0	0- 0	HOME	0- 0	0- 0	5- 6				
4- 10	0- 0	0- 1	AWAY	0- 2	0- 2	4- 5				
0- 3	0- 1	0- 0	NEUTRAL	0- 0	0- 1	0- 1				
1- 11	0- 1	0- 1	NON-CONFERENCE	0- 2	0- 3	1- 4				
1- 2	0- 0	0- 0	HOME	0- 0	0- 0	1- 2				
0- 6	0- 0	0- 1	AWAY	0- 2	0- 2	0- 1				
0- 3	0- 1	0- 0	NEUTRAL	0- 0	0- 1	0- 1				
8- 8	0- 0	0- 0	CONFERENCE	0- 0	0- 0	8- 8				
4- 4	0- 0	0- 0	HOME	0- 0	0- 0	4- 4				
4- 4	0- 0	0- 0	AWAY	0- 0	0- 0	4- 4				
0- 0	0- 0	0- 0	NEUTRAL	0- 0	0- 0	0- 0				

RPI S	Opponent	Score	RPI S	Opponent	Score	RPI S	Opponent	Score	RPI S	Opponent	Score	Team's RPI: 305
14 N	Maryland	44 68	43 A	Michigan	47 70	64 A	SFA	42 69	105 A	Western Ky.	43 90	
						69 A	West Virginia	37 72	109 A	Hartford	59 80	
									112 N	Georgia	33 60	
									195 A	N.C. A&T	29 62	
									207 A	UMES	57 53	
									207 H	UMES	68 73	
									221 A	Howard	56 79	
									221 H	Howard	62 74	
									223 H	Bethune-Cookman	69 73	
									268 N	Niagara	57 67	
									279 H	Norfolk St.	49 64	
									300 A	South Carolina St.	63 61	
									300 H	South Carolina St.	62 51	
									306 H	UMBC	68 73	
									314 A	FIU	50 59	
									319 A	Coppin St.	74 57	
									319 H	Coppin St.	70 47	
									323 H	UMass Lowell	61 49	
									325 H	Central Conn. St.	36 60	
									335 A	N.C. Central	65 62	
									337 A	Delaware St.	57 62	
									345 A	Savannah St.	35 53	
									345 H	Savannah St.	63 47	
									346 H	Florida A&M	75 71	
LAST 12 Division I GAMES:												
268 N	Niagara	57 67	345 A	Savannah St.	35 53							
319 H	Coppin St.	70 47	300 A	South Carolina St.	63 61							
207 A	UMES	57 53	319 A	Coppin St.	74 57							
337 A	Delaware St.	57 62	346 H	Florida A&M	75 71							
221 H	Howard	62 74	223 H	Bethune-Cookman	69 73							
279 H	Norfolk St.	49 64	335 A	N.C. Central	65 62							

Non-Div I Games: Lincoln (PA) 46 51 Washington Adventis60 43

Morgan St.

Loss, Non-Conf, S Site, H Home A Away N Neutral

Mt. St. Mary's

Through Games Of March 8, 2019

Average RPI Win:	265	WON-LOST	WINNING	LAST 10	STRENGTH OF	OPP. STRENGTH	TEAM	ADJ.	CONF.	ADJ CONF.
Average RPI Loss:	204	RECORD	PCT. RANK	GAMES	SCHEDULE	OF SCHEDULE	RPI	RPI	RPI	RPI
DIV. I ONLY	13- 15	194	0- 1	285	343	244	244	31	31	
DIV. I NON-CONF.	5- 5	162	0- 0	109	275	111	111	31	31	
TOTALS	RPI 1-25	RPI 26-50	W-L RECORDS	RPI 51-100	RPI 101-150	RPI 150+				
13- 15	0- 0	0- 1	OVERALL	1- 1	1- 1	11- 12				
8- 4	0- 0	0- 0	HOME	1- 0	1- 0	6- 4				
5- 11	0- 0	0- 1	AWAY	0- 1	0- 1	5- 8				
0- 0	0- 0	0- 0	NEUTRAL	0- 0	0- 0	0- 0				
5- 5	0- 0	0- 1	NON-CONFERENCE	1- 1	1- 1	3- 2				
2- 1	0- 0	0- 0	HOME	1- 0	1- 0	0- 1				
3- 4	0- 0	0- 1	AWAY	0- 1	0- 1	3- 1				
0- 0	0- 0	0- 0	NEUTRAL	0- 0	0- 0	0- 0				
8- 10	0- 0	0- 0	CONFERENCE	0- 0	0- 0	8- 10				
6- 3	0- 0	0- 0	HOME	0- 0	0- 0	6- 3				
2- 7	0- 0	0- 0	AWAY	0- 0	0- 0	2- 7				
0- 0	0- 0	0- 0	NEUTRAL	0- 0	0- 0	0- 0				

RPI 1-25				RPI 26-50				RPI 51-100				RPI 101+				Team's RPI: 244	
RPI	S	Opponent	Score	RPI	S	Opponent	Score	RPI	S	Opponent	Score	RPI	S	Opponent	Score		
				43	A	Michigan	40 88	65	A	Virginia Tech	51 83	120	H	Towson	87 78		
								86	H	Radford	89 77	133	A	Duquesne	64 73		
												171	A	Rider	67 85		
												176	A	Robert Morris	58 70		
												176	H	Robert Morris	61 55		
												182	A	Sacred Heart	41 76		
												182	H	Sacred Heart	46 53		
												207	H	UMES	73 86		
												209	A	Saint Francis (PA)	66 68		
												209	H	Saint Francis (PA)	72 83		
												236	A	St. Francis Brooklyn	65 69		
												236	H	St. Francis Brooklyn	78 75		
												247	A	Gardner-Webb	69 62		
												274	A	Loyola Maryland	77 67		
												294	A	Bryant	59 77		
												294	H	Bryant	68 73		
												306	A	UMBC	65 52		
												315	A	Wagner	76 92		
												315	H	Wagner	81 66		
												325	A	Central Conn. St.	61 44		
												325	H	Central Conn. St.	84 53		
												344	A	Fairleigh Dickinson	63 47		
												344	H	Fairleigh Dickinson	62 57		
												350	A	LIU Brooklyn	61 71		
												350	H	LIU Brooklyn	61 45		
LAST 12 Division I GAMES:																	
				182	H	Sacred Heart	46 53	176	H	Robert Morris	61 55						
				236	A	St. Francis Brooklyn	65 69	350	A	LIU Brooklyn	61 71						
				344	H	Fairleigh Dickinson	62 57	182	A	Sacred Heart	41 76						
				325	A	Central Conn. St.	61 44	209	H	Saint Francis (PA)	72 83						
				294	A	Bryant	59 77	236	H	St. Francis Brooklyn	78 75						
				315	H	Wagner	81 66	350	H	LIU Brooklyn	61 45						

Non-Div I Games: Washington Col. 74 50

Mt. St. Mary's

■ Loss,
 ■ Non-Conf,
 ■ S Site,
 ■ H Home
 ■ A Away
 N Neutral

Average RPI Win: 265	WON-LOST	WINNING	LAST 10	STRENGTH OF	OPP. STRENGTH	TEAM	ADJ.	CONF.	ADJ CONF.
Average RPI Loss: 164	RECORD	PCT. RANK	GAMES	SCHEDULE	OF SCHEDULE	RPI	RPI	RPI	RPI
DIV. I ONLY	11- 17	231	0- 1	264	239	261	261	22	22
DIV. I NON-CONF.	2- 7	288	0- 0	267	114	320	320	23	23
TOTALS	RPI 1-25	RPI 26-50	W-L RECORDS	RPI 51-100	RPI 101-150	RPI 150+			
11- 17	0- 1	0- 0	OVERALL	0- 3	1- 6	10- 7			
8- 5	0- 0	0- 0	HOME	0- 1	1- 2	7- 2			
3- 11	0- 1	0- 0	AWAY	0- 2	0- 3	3- 5			
0- 1	0- 0	0- 0	NEUTRAL	0- 0	0- 1	0- 0			
2- 7	0- 1	0- 0	NON-CONFERENCE	0- 2	0- 1	2- 3			
2- 2	0- 0	0- 0	HOME	0- 0	0- 1	2- 1			
0- 5	0- 1	0- 0	AWAY	0- 2	0- 0	0- 2			
0- 0	0- 0	0- 0	NEUTRAL	0- 0	0- 0	0- 0			
9- 10	0- 0	0- 0	CONFERENCE	0- 1	1- 5	8- 4			
6- 3	0- 0	0- 0	HOME	0- 1	1- 1	5- 1			
3- 6	0- 0	0- 0	AWAY	0- 0	0- 3	3- 3			
0- 1	0- 0	0- 0	NEUTRAL	0- 0	0- 1	0- 0			

RPI 1-25				RPI 26-50				RPI 51-100				RPI 101+ Team's RPI: 261			
RPI	S	Opponent	Score	RPI	S	Opponent	Score	RPI	S	Opponent	Score	RPI	S	Opponent	Score
21	A	Kentucky	49 88					54	H	Belmont	58 65	111	A	UT Martin	67 75
								58	A	Tennessee	77 98	111	H	UT Martin	76 73
								60	A	Butler	65 86	111	N	UT Martin	56 77
												132	A	Morehead St.	71 80
												132	H	Morehead St.	61 83
												148	A	Tennessee Tech	65 74
												150	H	Southern Ill.	59 65
												190	A	Arkansas St.	63 74
												213	A	Jacksonville St.	64 59
												220	A	Illinois	52 84
												238	A	SIUE	54 71
												238	H	SIUE	81 75
												239	A	Southeast Mo. St.	64 59
												239	H	Southeast Mo. St.	82 74
												262	A	Austin Peay	56 59
												262	H	Austin Peay	77 72
												296	A	Eastern Ill.	67 75
												296	H	Eastern Ill.	60 51
												302	H	Alabama A&M	53 59
												304	H	Tennessee St.	61 65
												328	H	Evansville	81 53
												329	H	Lipscomb	97 61
												332	A	Eastern Ky.	76 63
												332	H	Eastern Ky.	81 63
LAST 12 Division I GAMES:															
				111	N	UT Martin	56 77			332	A	Eastern Ky.	76 63		
				262	H	Austin Peay	77 72			238	H	SIUE	81 75		
				132	A	Morehead St.	71 80			296	H	Eastern Ill.	60 51		
				239	H	Southeast Mo. St.	82 74			148	A	Tennessee Tech	65 74		
				111	H	UT Martin	76 73			213	A	Jacksonville St.	64 59		
				262	A	Austin Peay	56 59			304	H	Tennessee St.	61 65		

Non-Div I Games: Oakland City 113 55 Bethel (TN) 86 50

Murray St.

■ Loss,
 ■ Non-Conf,
 ■ S Site,
 ■ Home
 ■ A Away
 N Neutral

Average RPI Win:	300	WON-LOST	WINNING	LAST 10	STRENGTH OF	OPP. STRENGTH	TEAM	ADJ.	CONF.	ADJ CONF.
Average RPI Loss:	152	RECORD	PCT. RANK	GAMES	SCHEDULE	OF SCHEDULE	RPI	RPI	RPI	RPI
DIV. I ONLY	18- 9	84	0- 1	342	315	195	195	32	32	
DIV. I NON-CONF.	2- 9	297	0- 1	286	125	304	304	32	32	
TOTALS	RPI 1-25	RPI 26-50	W-L RECORDS	RPI 51-100	RPI 101-150	RPI 150+				
18- 9	0- 0	0- 0	OVERALL	0- 3	0- 2	18- 4				
8- 3	0- 0	0- 0	HOME	0- 1	0- 1	8- 1				
10- 4	0- 0	0- 0	AWAY	0- 1	0- 0	10- 3				
0- 2	0- 0	0- 0	NEUTRAL	0- 1	0- 1	0- 0				
2- 9	0- 0	0- 0	NON-CONFERENCE	0- 3	0- 2	2- 4				
0- 3	0- 0	0- 0	HOME	0- 1	0- 1	0- 1				
2- 4	0- 0	0- 0	AWAY	0- 1	0- 0	2- 3				
0- 2	0- 0	0- 0	NEUTRAL	0- 1	0- 1	0- 0				
16- 0	0- 0	0- 0	CONFERENCE	0- 0	0- 0	16- 0				
8- 0	0- 0	0- 0	HOME	0- 0	0- 0	8- 0				
8- 0	0- 0	0- 0	AWAY	0- 0	0- 0	8- 0				
0- 0	0- 0	0- 0	NEUTRAL	0- 0	0- 0	0- 0				

RPI 1-25				RPI 26-50				RPI 51-100				RPI 101+ Team's RPI: 195			
RPI	S	Opponent	Score	RPI	S	Opponent	Score	RPI	S	Opponent	Score	RPI	S	Opponent	Score
								59	N	Maine	52 58	128	N	Yale	49 59
								93	H	VCU	48 54	132	H	Morehead St.	67 72
								94	A	Virginia	57 67	151	H	Akron	36 49
												207	A	UMES	51 49
												207	H	UMES	70 58
												219	A	Elon	64 73
												221	A	Howard	63 58
												223	A	Bethune-Cookman	72 48
												243	A	ETSU	56 61
												249	A	Navy	49 72
												279	A	Norfolk St.	49 44
												300	A	South Carolina St.	58 44
												300	H	South Carolina St.	59 52
												305	H	Morgan St.	62 29
												307	A	Fla. Atlantic	67 65
												319	H	Coppin St.	66 42
												335	A	N.C. Central	52 49
												335	H	N.C. Central	86 52
												337	A	Delaware St.	67 47
												337	H	Delaware St.	72 49
												342	A	Western Caro.	69 51
												345	H	Savannah St.	73 69
												346	A	Florida A&M	56 48
												346	H	Florida A&M	77 53
LAST 12 Division I GAMES:															
				128	N	Yale	49 59	221	A	Howard	63 58				
				335	H	N.C. Central	86 52	207	H	UMES	70 58				
				346	H	Florida A&M	77 53	337	H	Delaware St.	72 49				
				345	H	Savannah St.	73 69	223	A	Bethune-Cookman	72 48				
				300	H	South Carolina St.	59 52	346	A	Florida A&M	56 48				
				279	A	Norfolk St.	49 44	335	A	N.C. Central	52 49				

LAST 12 Division I GAMES:

128	N Yale	49	59	221	A Howard	63	58
335	H N.C. Central	86	52	207	H UMES	70	58
346	H Florida A&M	77	53	337	H Delaware St.	72	49
345	H Savannah St.	73	69	223	A Bethune-Cookman	72	48
300	H South Carolina St.	59	52	346	A Florida A&M	56	48
279	A Norfolk St.	49	44	335	A N.C. Central	52	49

Non-Div I Games: Winston-Salem 60 56 Johnson C. Smith 50 53

N.C. A&T

Loss, Non-Conf, S Site, H Home A Away N Neutral

N.C. Central

Through Games Of March 8, 2019

Average RPI Win:	323	WON-LOST	WINNING	LAST 10	STRENGTH OF	OPP. STRENGTH	TEAM	ADJ.	CONF.	ADJ CONF.
Average RPI Loss:	220	RECORD	PCT. RANK	GAMES	SCHEDULE	OF SCHEDULE	RPI	RPI	RPI	RPI
DIV. I ONLY	7- 21	298	0- 1	327	348	335	335	32	32	
DIV. I NON-CONF.	2- 10	311	0- 0	272	281	339	339	32	32	
TOTALS	RPI 1-25	RPI 26-50	W-L RECORDS	RPI 51-100	RPI 101-150	RPI 150+				
7- 21	0- 1	0- 0	OVERALL	0- 0	0- 3	7- 17				
5- 9	0- 0	0- 0	HOME	0- 0	0- 1	5- 8				
2- 11	0- 1	0- 0	AWAY	0- 0	0- 2	2- 8				
0- 1	0- 0	0- 0	NEUTRAL	0- 0	0- 0	0- 1				
2- 10	0- 1	0- 0	NON-CONFERENCE	0- 0	0- 3	2- 6				
2- 4	0- 0	0- 0	HOME	0- 0	0- 1	2- 3				
0- 5	0- 1	0- 0	AWAY	0- 0	0- 2	0- 2				
0- 1	0- 0	0- 0	NEUTRAL	0- 0	0- 0	0- 1				
5- 11	0- 0	0- 0	CONFERENCE	0- 0	0- 0	5- 11				
3- 5	0- 0	0- 0	HOME	0- 0	0- 0	3- 5				
2- 6	0- 0	0- 0	AWAY	0- 0	0- 0	2- 6				
0- 0	0- 0	0- 0	NEUTRAL	0- 0	0- 0	0- 0				

RPI 1-25			RPI 26-50			RPI 51-100			RPI 101+			Team's RPI: 335
RPI	S	Opponent	Score	RPI	S	Opponent	Score	RPI	S	Opponent	Score	
9	A	Iowa	39 106					113	A	High Point	69 80	
								117	H	UNCW	82 89	
								135	A	Georgia St.	54 65	
								175	H	Coastal Caro.	66 89	
								195	A	N.C. A&T	52 86	
								195	H	N.C. A&T	49 52	
								207	A	UMES	49 59	
								207	H	UMES	61 69	
								219	H	Elon	54 83	
								221	A	Howard	70 80	
								223	A	Bethune-Cookman	54 72	
								223	H	Bethune-Cookman	50 67	
								224	A	Memphis	56 77	
								259	H	Wofford	66 59	
								279	A	Norfolk St.	48 62	
								298	N	Kennesaw St.	54 78	
								299	A	Winthrop	41 66	
								300	H	South Carolina St.	60 72	
								305	H	Morgan St.	62 65	
								309	H	UNC Greensboro	66 57	
								319	H	Coppin St.	62 57	
								337	A	Delaware St.	61 71	
								337	H	Delaware St.	65 64	
								341	H	USC Upstate	63 82	
								345	A	Savannah St.	71 67	
								345	H	Savannah St.	77 65	
LAST 12 Division I GAMES:												
195	A	N.C. A&T	52 86	207	H	UMES	61 69					
300	H	South Carolina St.	60 72	346	A	Florida A&M	64 57					
345	H	Savannah St.	77 65	223	A	Bethune-Cookman	54 72					
221	A	Howard	70 80	345	A	Savannah St.	71 67					
279	A	Norfolk St.	48 62	195	H	N.C. A&T	49 52					
337	H	Delaware St.	65 64	305	H	Morgan St.	62 65					

Non-Div I Games: Wilberforce 55 49

N.C. Central

Loss, Non-Conf, S Site, H Home A Away N Neutral

RPI	S	Opponent	Score
346	A	Florida A&M	64 57

N
.
C
.
C
e
n
t
r
a
l

N
.
C
.
C
e
n
t
r
a
l

N.C. Central

Average RPI Win: 94		WON-LOST	WINNING	LAST 10	STRENGTH OF	OPP. STRENGTH	TEAM	ADJ.	CONF.	ADJ CONF.
Average RPI Loss: 16		RECORD	PCT. RANK	GAMES	SCHEDULE	OF SCHEDULE	RPI	RPI	RPI	RPI
DIV. I ONLY		26- 4	10	1- 0	20	6	7	7	1	1
DIV. I NON-CONF.		13- 0	1	0- 0	39	47	6	6	1	1
TOTALS		RPI 1-25	RPI 26-50		W-L RECORDS		RPI 51-100	RPI 101-150	RPI 150+	
26- 4	3- 3	4- 1		OVERALL		10- 0	4- 0	5- 0		
15- 2	1- 1	2- 1		HOME		7- 0	2- 0	3- 0		
8- 2	1- 2	1- 0		AWAY		3- 0	2- 0	1- 0		
3- 0	1- 0	1- 0		NEUTRAL		0- 0	0- 0	1- 0		
13- 0	0- 0	2- 0		NON-CONFERENCE		6- 0	0- 0	5- 0		
9- 0	0- 0	1- 0		HOME		5- 0	0- 0	3- 0		
2- 0	0- 0	0- 0		AWAY		1- 0	0- 0	1- 0		
2- 0	0- 0	1- 0		NEUTRAL		0- 0	0- 0	1- 0		
13- 4	3- 3	2- 1		CONFERENCE		4- 0	4- 0	0- 0		
6- 2	1- 1	1- 1		HOME		2- 0	2- 0	0- 0		
6- 2	1- 2	1- 0		AWAY		2- 0	2- 0	0- 0		
1- 0	1- 0	0- 0		NEUTRAL		0- 0	0- 0	0- 0		

RPI	S	Opponent	Score	RPI	S	Opponent	Score	RPI	S	Opponent	Score	RPI	S	Opponent	Score
1	H	Notre Dame	72 95	38	A	North Carolina	74 69	54	H	Belmont	77 62	124	H	Pittsburgh	63 34
3	A	Louisville	62 92	38	H	North Carolina	51 64	59	H	Maine	84 46	129	A	Boston College	85 69
10	A	Syracuse	77 73	40	N	Michigan St.	78 74	62	A	Georgia Tech	68 60	146	A	Wake Forest	59 50
18	H	Miami (FL)	70 68	43	H	Michigan	66 55	65	H	Virginia Tech	70 61	146	H	Wake Forest	80 46
20	A	Florida St.	70 75	50	H	Clemson	54 51	71	A	Georgetown	76 65	154	H	Davidson	75 45
20	N	Florida St.	69 62					80	H	Duke	63 51	170	A	Chattanooga	78 58
								83	H	Kent St.	78 61	199	H	Hampton	83 51
								86	H	Radford	75 58	204	H	Vanderbilt	74 54
								94	A	Virginia	66 38	212	N	George Washington	69 61
								96	H	Old Dominion	85 56				
LAST 12 Division I GAMES:															
20	N	Florida St.	69 62	10	A	Syracuse	77 73								
18	H	Miami (FL)	70 68	20	A	Florida St.	70 75								
3	A	Louisville	62 92	38	H	North Carolina	51 64								
38	A	North Carolina	74 69	146	A	Wake Forest	59 50								
146	H	Wake Forest	80 46	62	A	Georgia Tech	68 60								
1	H	Notre Dame	72 95	50	H	Clemson	54 51								

Non-Div I Games:

NC State

■ Loss,
 ■ Non-Conf, S Site,
 ■ Home
 ■ Away
 N Neutral

NJIT				STRENGTH OF SCHEDULE	OPP. STRENGTH OF SCHEDULE	TEAM RPI	ADJ. RPI	CONF. RPI	ADJ CONF. RPI
Average RPI Win:	316	WON-LOST RECORD	WINNING PCT. RANK						
Average RPI Loss:	188		LAST 10 GAMES						
DIV. I ONLY	6- 24	319	0- 1	266	305	322	322	24	24
DIV. I NON-CONF.	3- 10	278	0- 0	279	341	314	314	26	26
TOTALS	RPI 1-25	RPI 26-50	W-L RECORDS	RPI 51-100	RPI 101-150	RPI 150+			
6- 24	0- 0	0- 0	OVERALL	0- 6	0- 1	6- 17			
3- 10	0- 0	0- 0	HOME	0- 2	0- 1	3- 7			
3- 14	0- 0	0- 0	AWAY	0- 4	0- 0	3- 10			
0- 0	0- 0	0- 0	NEUTRAL	0- 0	0- 0	0- 0			
3- 10	0- 0	0- 0	NON-CONFERENCE	0- 3	0- 1	3- 6			
1- 4	0- 0	0- 0	HOME	0- 1	0- 1	1- 2			
2- 6	0- 0	0- 0	AWAY	0- 2	0- 0	2- 4			
0- 0	0- 0	0- 0	NEUTRAL	0- 0	0- 0	0- 0			
3- 14	0- 0	0- 0	CONFERENCE	0- 3	0- 0	3- 11			
2- 6	0- 0	0- 0	HOME	0- 1	0- 0	2- 5			
1- 8	0- 0	0- 0	AWAY	0- 2	0- 0	1- 6			
0- 0	0- 0	0- 0	NEUTRAL	0- 0	0- 0	0- 0			

RPI 1-25			RPI 26-50			RPI 51-100			RPI 101+ Team's RPI: 322		
RPI	S	Opponent	Score	RPI	S	Opponent	Score	RPI	S	Opponent	Score
								56	A	Penn	42 85
								63	A	FGCU	42 61
								63	A	FGCU	45 58
								63	H	FGCU	35 67
								69	A	West Virginia	50 95
								83	H	Kent St.	40 57
								109	H	Hartford	53 84
								171	A	Rider	46 67
								187	A	Liberty	47 58
								187	H	Liberty	39 58
								197	A	North Ala.	60 72
								197	H	North Ala.	54 77
								208	A	Stetson	48 74
								208	H	Stetson	47 56
								221	A	Howard	57 77
								231	A	North Florida	46 54
								231	H	North Florida	59 78
								233	A	Jacksonville	55 69
								233	H	Jacksonville	56 61
								239	H	Southeast Mo. St.	58 68
								248	A	Colgate	71 53
								275	H	Vermont	63 71
								298	A	Kennesaw St.	47 70
								298	H	Kennesaw St.	66 60
								329	A	Lipscomb	69 53
								329	H	Lipscomb	80 67
								342	H	Western Caro.	79 71
								344	A	Fairleigh Dickinson	43 64
								347	A	Saint Peter's	57 70
								350	A	LIU Brooklyn	72 51
LAST 12 Division I GAMES:											
63	A	FGCU	45 58	231	H	North Florida	59 78	63	A	FGCU	42 61
231	A	North Florida	46 54	298	A	Kennesaw St.	47 70	187	A	Liberty	47 58
187	H	Liberty	39 58	63	H	FGCU	35 67	197	H	North Ala.	54 77
329	A	Lipscomb	69 53	187	A	Liberty	47 58				
233	A	Jacksonville	55 69	63	H	FGCU	35 67				
208	H	Stetson	47 56	197	H	North Ala.	54 77				

Non-Div I Games:

NJIT

■ Loss,
 ■ Non-Conf,
 ■ S Site,
 ■ H Home
 ■ A Away
 N Neutral

Average RPI Win: 242	WON-LOST	WINNING	LAST 10	STRENGTH OF	OPP. STRENGTH	TEAM	ADJ.	CONF.	ADJ CONF.
Average RPI Loss: 168	RECORD	PCT. RANK	GAMES	SCHEDULE	OF SCHEDULE	RPI	RPI	RPI	RPI
DIV. I ONLY	9- 18	261	0- 1	146	267	249	249	18	18
DIV. I NON-CONF.	4- 5	190	0- 0	130	329	176	176	21	21
TOTALS	RPI 1-25	RPI 26-50	W-L RECORDS	RPI 51-100	RPI 101-150	RPI 150+			
9- 18	0- 0	0- 2	OVERALL	0- 3	0- 3	9- 10			
5- 8	0- 0	0- 1	HOME	0- 2	0- 2	5- 3			
4- 10	0- 0	0- 1	AWAY	0- 1	0- 1	4- 7			
0- 0	0- 0	0- 0	NEUTRAL	0- 0	0- 0	0- 0			
4- 5	0- 0	0- 0	NON-CONFERENCE	0- 1	0- 1	4- 3			
2- 2	0- 0	0- 0	HOME	0- 1	0- 1	2- 0			
2- 3	0- 0	0- 0	AWAY	0- 0	0- 0	2- 3			
0- 0	0- 0	0- 0	NEUTRAL	0- 0	0- 0	0- 0			
5- 13	0- 0	0- 2	CONFERENCE	0- 2	0- 2	5- 7			
3- 6	0- 0	0- 1	HOME	0- 1	0- 1	3- 3			
2- 7	0- 0	0- 1	AWAY	0- 1	0- 1	2- 4			
0- 0	0- 0	0- 0	NEUTRAL	0- 0	0- 0	0- 0			

RPI S	Opponent	Score	RPI S	Opponent	Score	RPI S	Opponent	Score	RPI S	Opponent	Score	Team's RPI: 249
41	A Bucknell	48 90	41	H Bucknell	43 77	56	H Penn	61 65	122	H Marist	48 72	
						75	A American	44 69	127	A Lehigh	55 66	
						75	H American	45 58	127	H Lehigh	38 56	
									167	A Boston U.	55 66	
									167	H Boston U.	35 49	
									171	A Rider	66 60	
									172	A Colorado	43 59	
									189	A Holy Cross	44 47	
									189	H Holy Cross	54 47	
									195	H N.C. A&T	72 49	
									228	A Monmouth	67 68	
									232	H Saint Joseph's	49 48	
									248	A Colgate	62 49	
									248	H Colgate	67 52	
									274	A Loyola Maryland	58 46	
									274	H Loyola Maryland	50 55	
									278	A Army West Point	52 55	
									278	H Army West Point	48 60	
									279	A Norfolk St.	58 65	
									291	A Air Force	54 47	
									330	A Lafayette	42 55	
									330	H Lafayette	65 53	
LAST 12 Division I GAMES:												
75	A American	44 69	189	A Holy Cross	44 47							
274	H Loyola Maryland	50 55	248	H Colgate	67 52							
41	A Bucknell	48 90	127	A Lehigh	55 66							
167	A Boston U.	55 66	41	H Bucknell	43 77							
330	H Lafayette	65 53	167	H Boston U.	35 49							
278	H Army West Point	48 60	330	A Lafayette	42 55							

Non-Div I Games: Catholic 81 36

Navy

Nebraska

Through Games Of March 8, 2019

Average RPI Win:	140	WON-LOST	WINNING	LAST 10	STRENGTH OF	OPP. STRENGTH	TEAM	ADJ.	CONF.	ADJ CONF.
Average RPI Loss:	57	RECORD	PCT. RANK	GAMES	SCHEDULE	OF SCHEDULE	RPI	RPI	RPI	RPI
DIV. I ONLY	14- 16	190	0- 1	22	35	91	91	4	4	
DIV. I NON-CONF.	5- 6	177	0- 0	96	21	143	143	6	6	
TOTALS	RPI 1-25	RPI 26-50	W-L RECORDS	RPI 51-100	RPI 101-150	RPI 150+				
14- 16	0- 8	2- 2	OVERALL	4- 3	4- 1	4- 2				
8- 6	0- 4	2- 1	HOME	1- 0	2- 1	3- 0				
5- 9	0- 4	0- 1	AWAY	2- 2	2- 0	1- 2				
1- 1	0- 0	0- 0	NEUTRAL	1- 1	0- 0	0- 0				
5- 6	0- 3	0- 0	NON-CONFERENCE	1- 2	1- 0	3- 1				
4- 1	0- 1	0- 0	HOME	0- 0	1- 0	3- 0				
0- 5	0- 2	0- 0	AWAY	0- 2	0- 0	0- 1				
1- 0	0- 0	0- 0	NEUTRAL	1- 0	0- 0	0- 0				
9- 10	0- 5	2- 2	CONFERENCE	3- 1	3- 1	1- 1				
4- 5	0- 3	2- 1	HOME	1- 0	1- 1	0- 0				
5- 4	0- 2	0- 1	AWAY	2- 0	2- 0	1- 1				
0- 1	0- 0	0- 0	NEUTRAL	0- 1	0- 0	0- 0				

RPI 1-25				RPI 26-50				RPI 51-100				Team's RPI: 91		RPI 101+			
RPI	S	Opponent	Score	RPI	S	Opponent	Score	RPI	S	Opponent	Score	RPI	S	Opponent	Score		
3	A	Louisville	68 85	40	H	Michigan St.	82 71	81	A	Arkansas	80 84	106	H	Minnesota	63 57		
9	A	Iowa	71 77	43	A	Michigan	61 67	86	N	Radford	77 39	116	A	Northwestern	71 64		
9	H	Iowa	58 74	43	H	Michigan	70 56	88	A	Purdue	84 64	116	H	Northwestern	54 58		
14	A	Maryland	63 89	46	H	Indiana	78 82	88	H	Purdue	67 61	145	A	Penn St.	79 74		
14	H	Maryland	63 81					88	N	Purdue	71 75	147	H	Kansas	58 52		
17	H	Drake	77 83					95	A	Ohio St.	78 69	153	H	Denver	96 71		
18	A	Miami (FL)	68 82					99	A	Creighton	65 74	157	A	Washington St.	84 87		
24	H	Rutgers	56 62									180	A	Wisconsin	69 70		
LAST 12 Division I GAMES:																	
				88	N	Purdue	71 75	88	H	Purdue	67 61						
				145	A	Penn St.	79 74	43	A	Michigan	61 67						
				9	H	Iowa	58 74	46	H	Indiana	78 82						
				116	A	Northwestern	71 64	88	A	Purdue	84 64						
				40	H	Michigan St.	82 71	180	A	Wisconsin	69 70						
				14	A	Maryland	63 89	116	H	Northwestern	54 58						

Non-Div I Games:

Nebraska

■ Loss,
 ■ Non-Conf, S Site,
 ■ Home
 ■ Away
 N Neutral

Nevada

Through Games Of March 8, 2019

Average RPI Win:	251	WON-LOST	WINNING	LAST 10	STRENGTH OF	OPP. STRENGTH	TEAM	ADJ.	CONF.	ADJ CONF.
Average RPI Loss:	126	RECORD	PCT. RANK	GAMES	SCHEDULE	OF SCHEDULE	RPI	RPI	RPI	RPI
DIV. I ONLY	10- 18	251	0- 1	190	129	252	252	15	15	
DIV. I NON-CONF.	3- 7	256	0- 1	244	110	286	286	13	13	
TOTALS	RPI 1-25	RPI 26-50	W-L RECORDS	RPI 51-100	RPI 101-150	RPI 150+				
10- 18	0- 0	0- 4	OVERALL	0- 4	1- 3	9- 7				
6- 9	0- 0	0- 2	HOME	0- 3	0- 2	6- 2				
4- 7	0- 0	0- 2	AWAY	0- 0	1- 0	3- 5				
0- 2	0- 0	0- 0	NEUTRAL	0- 1	0- 1	0- 0				
3- 7	0- 0	0- 0	NON-CONFERENCE	0- 3	0- 2	3- 2				
2- 4	0- 0	0- 0	HOME	0- 2	0- 1	2- 1				
1- 1	0- 0	0- 0	AWAY	0- 0	0- 0	1- 1				
0- 2	0- 0	0- 0	NEUTRAL	0- 1	0- 1	0- 0				
7- 11	0- 0	0- 4	CONFERENCE	0- 1	1- 1	6- 5				
4- 5	0- 0	0- 2	HOME	0- 1	0- 1	4- 1				
3- 6	0- 0	0- 2	AWAY	0- 0	1- 0	2- 4				
0- 0	0- 0	0- 0	NEUTRAL	0- 0	0- 0	0- 0				

N
e
v
a
d
aN
e
v
a
d
a

RPI 1-25				RPI 26-50				RPI 51-100				RPI 101+				Team's RPI: 252	
RPI	S	Opponent	Score	RPI	S	Opponent	Score	RPI	S	Opponent	Score	RPI	S	Opponent	Score		
				42	A	New Mexico	74 85	52	H	Southern California	51 72	123	A	Fresno St.	57 41		
				42	H	New Mexico	64 66	61	H	Wyoming	51 55	123	H	Fresno St.	63 79		
				49	A	Boise St.	65 80	85	N	UC Davis	68 84	125	N	Northern Ill.	69 98		
				49	H	Boise St.	74 75	92	H	Utah	52 74	144	H	Texas Tech	67 86		
												164	A	Santa Clara	48 56		
												172	H	Colorado	52 65		
												179	A	Utah St.	76 79		
												179	H	Utah St.	59 71		
												198	A	UNLV	58 67		
												198	H	UNLV	70 62		
												215	H	Hawaii	79 78		
												229	A	San Diego St.	61 64		
												229	H	San Diego St.	74 69		
												272	A	Long Beach St.	76 67		
												273	A	Colorado St.	62 38		
												273	H	Colorado St.	68 57		
												291	A	Air Force	74 79		
												291	H	Air Force	79 54		
												293	A	San Jose St.	52 49		
												343	H	Seattle U	67 54		
LAST 12 Division I GAMES:																	
				125	N	Northern Ill.	69 98	229	H	San Diego St.	74 69						
				229	A	San Diego St.	61 64	61	H	Wyoming	51 55						
				291	H	Air Force	79 54	42	A	New Mexico	74 85						
				179	H	Utah St.	59 71	273	H	Colorado St.	68 57						
				198	A	UNLV	58 67	49	A	Boise St.	65 80						
				123	A	Fresno St.	57 41	198	H	UNLV	70 62						

Non-Div I Games: Stanislaus St. 75 52

Nevada

Loss, Non-Conf, S Site, H Home A Away N Neutral

New Hampshire

Through Games Of March 8, 2019

Average RPI Win:	277	WON-LOST	WINNING	LAST 10	STRENGTH OF	OPP. STRENGTH	TEAM	ADJ.	CONF.	ADJ CONF.
Average RPI Loss:	185	RECORD	PCT. RANK	GAMES	SCHEDULE	OF SCHEDULE	RPI	RPI	RPI	RPI
DIV. I ONLY	5- 24	330	0- 1	212	281	312	312	23	23	
DIV. I NON-CONF.	2- 10	311	0- 0	211	303	325	325	24	24	
TOTALS	RPI 1-25	RPI 26-50	W-L RECORDS	RPI 51-100	RPI 101-150	RPI 150+				
5- 24	0- 0	0- 0	OVERALL	0- 4	0- 7	5- 13				
3- 10	0- 0	0- 0	HOME	0- 2	0- 2	3- 6				
2- 14	0- 0	0- 0	AWAY	0- 2	0- 5	2- 7				
0- 0	0- 0	0- 0	NEUTRAL	0- 0	0- 0	0- 0				
2- 10	0- 0	0- 0	NON-CONFERENCE	0- 1	0- 3	2- 6				
2- 3	0- 0	0- 0	HOME	0- 1	0- 0	2- 2				
0- 7	0- 0	0- 0	AWAY	0- 0	0- 3	0- 4				
0- 0	0- 0	0- 0	NEUTRAL	0- 0	0- 0	0- 0				
3- 14	0- 0	0- 0	CONFERENCE	0- 3	0- 4	3- 7				
1- 7	0- 0	0- 0	HOME	0- 1	0- 2	1- 4				
2- 7	0- 0	0- 0	AWAY	0- 2	0- 2	2- 3				
0- 0	0- 0	0- 0	NEUTRAL	0- 0	0- 0	0- 0				

RPI S	Opponent	Score	RPI S	Opponent	Score	RPI S	Opponent	Score	RPI S	Opponent	Score	Team's RPI: 312
						57	H Princeton	42 90	101	A Northeastern	54 69	
						59	A Maine	36 69	106	A Minnesota	47 70	
						59	A Maine	46 67	109	A Hartford	49 56	
						59	H Maine	45 69	109	H Hartford	48 66	
									121	A South Fla.	36 79	
									137	A Stony Brook	37 67	
									137	H Stony Brook	63 82	
									167	A Boston U.	39 60	
									182	H Sacred Heart	60 71	
									189	H Holy Cross	74 62	
									196	H Dartmouth	42 62	
									242	A Albany (NY)	41 59	
									242	H Albany (NY)	53 78	
									254	A Binghamton	54 53	
									254	H Binghamton	62 71	
									275	A Vermont	60 69	
									275	H Vermont	50 51	
									288	A Brown	70 76	
									294	H Bryant	79 74	
									306	A UMBC	62 64	
									306	H UMBC	47 55	
									323	A UMass Lowell	56 53	
									323	H UMass Lowell	54 46	
									325	A Central Conn. St.	47 56	
									326	A North Dakota St.	51 56	
LAST 12 Division I GAMES:												
			59	A Maine	36 69	254	A Binghamton	54 53				
			306	H UMBC	47 55	323	H UMass Lowell	54 46				
			242	H Albany (NY)	53 78	59	H Maine	45 69				
			109	A Hartford	49 56	242	A Albany (NY)	41 59				
			137	A Stony Brook	37 67	306	A UMBC	62 64				
			275	H Vermont	50 51	109	H Hartford	48 66				

Non-Div I Games: U New England 68 44

New Hampshire

Loss, Non-Conf, S Site, H Home A Away N Neutral

Average RPI Win:	191	WON-LOST	WINNING	LAST 10	STRENGTH OF	OPP. STRENGTH	TEAM	ADJ.	CONF.	ADJ CONF.
Average RPI Loss:	129	RECORD	PCT. RANK	GAMES	SCHEDULE	OF SCHEDULE	RPI	RPI	RPI	RPI
DIV. I ONLY	24- 5	18	1- 0	156	147	42	42	15	15	
DIV. I NON-CONF.	10- 1	17	1- 0	66	189	23	23	13	13	
TOTALS	RPI 1-25	RPI 26-50	W-L RECORDS	RPI 51-100	RPI 101-150	RPI 150+				
24- 5	0- 0	0- 2	OVERALL	4- 0	4- 1	16- 2				
16- 1	0- 0	0- 1	HOME	2- 0	3- 0	11- 0				
8- 4	0- 0	0- 1	AWAY	2- 0	1- 1	5- 2				
0- 0	0- 0	0- 0	NEUTRAL	0- 0	0- 0	0- 0				
10- 1	0- 0	0- 1	NON-CONFERENCE	2- 0	3- 0	5- 0				
7- 1	0- 0	0- 1	HOME	1- 0	2- 0	4- 0				
3- 0	0- 0	0- 0	AWAY	1- 0	1- 0	1- 0				
0- 0	0- 0	0- 0	NEUTRAL	0- 0	0- 0	0- 0				
14- 4	0- 0	0- 1	CONFERENCE	2- 0	1- 1	11- 2				
9- 0	0- 0	0- 0	HOME	1- 0	1- 0	7- 0				
5- 4	0- 0	0- 1	AWAY	1- 0	0- 1	4- 2				
0- 0	0- 0	0- 0	NEUTRAL	0- 0	0- 0	0- 0				

RPI S	Opponent	Score	RPI S	Opponent	Score	RPI S	Opponent	Score	RPI S	Opponent	Score
48	H Auburn	76 79	61	A Wyoming	78 75	109	H Hartford	72 65			
49	A Boise St.	66 70	61	H Wyoming	57 50	123	A Fresno St.	70 77			
			64	H SFA	74 33	123	H Fresno St.	82 73			
			100	A Houston	89 84	142	A New Mexico St.	75 50			
						142	H New Mexico St.	83 58			
						152	H Oklahoma	84 80			
						162	H Texas St.	82 51			
						179	A Utah St.	68 64			
						179	H Utah St.	74 56			
						198	A UNLV	57 66			
						198	H UNLV	80 77			
						229	A San Diego St.	59 61			
						229	H San Diego St.	70 62			
						237	A Northern Ariz.	84 55			
						252	A Nevada	66 64			
						252	H Nevada	85 74			
						257	H Sacramento St.	85 53			
						269	H UTEP	69 51			
						273	A Colorado St.	79 56			
						273	H Colorado St.	70 58			
						291	H Air Force	78 57			
						293	A San Jose St.	79 60			
						293	H San Jose St.	110 72			
LAST 12 Division I GAMES:											
64	H SFA	74 33	293	H San Jose St.	110 72						
109	H Hartford	72 65	179	H Utah St.	74 56						
48	H Auburn	76 79	123	A Fresno St.	70 77						
61	H Wyoming	57 50	293	A San Jose St.	79 60						
49	A Boise St.	66 70	252	H Nevada	85 74						
273	A Colorado St.	79 56	229	A San Diego St.	59 61						

Non-Div I Games:

New Mexico

■ Loss,
 ■ Non-Conf, S Site,
 ■ Home
 ■ Away
 N Neutral

Average RPI Win:	279	WON-LOST	WINNING	LAST 10	STRENGTH OF	OPP. STRENGTH	TEAM	ADJ.	CONF.	ADJ CONF.
Average RPI Loss:	138	RECORD	PCT. RANK	GAMES	SCHEDULE	OF SCHEDULE	RPI	RPI	RPI	RPI
DIV. I ONLY	20- 6	41	1- 0	321	327	142	142	30	30	
DIV. I NON-CONF.	6- 5	143	1- 0	170	301	147	147	30	30	
TOTALS	RPI 1-25	RPI 26-50	W-L RECORDS	RPI 51-100	RPI 101-150	RPI 150+				
20- 6	0- 0	0- 2	OVERALL	0- 0	0- 2	20- 2				
9- 2	0- 0	0- 1	HOME	0- 0	0- 1	9- 0				
10- 3	0- 0	0- 1	AWAY	0- 0	0- 0	10- 2				
1- 1	0- 0	0- 0	NEUTRAL	0- 0	0- 1	1- 0				
6- 5	0- 0	0- 2	NON-CONFERENCE	0- 0	0- 2	6- 1				
1- 2	0- 0	0- 1	HOME	0- 0	0- 1	1- 0				
4- 2	0- 0	0- 1	AWAY	0- 0	0- 0	4- 1				
1- 1	0- 0	0- 0	NEUTRAL	0- 0	0- 1	1- 0				
14- 1	0- 0	0- 0	CONFERENCE	0- 0	0- 0	14- 1				
8- 0	0- 0	0- 0	HOME	0- 0	0- 0	8- 0				
6- 1	0- 0	0- 0	AWAY	0- 0	0- 0	6- 1				
0- 0	0- 0	0- 0	NEUTRAL	0- 0	0- 0	0- 0				

RPI 1-25			RPI 26-50			RPI 51-100			RPI 101+ Team's RPI: 142		
RPI	S	Opponent	Score	RPI	S	Opponent	Score	RPI	S	Opponent	Score
				42	A	New Mexico	58 83	103	N	South Alabama	67 68
				42	H	New Mexico	50 75	141	H	Abilene Christian	46 58
								153	H	Denver	66 64
								163	A	UC Riverside	64 65
								216	H	California Baptist	76 69
								226	A	UTRGV	70 67
								226	H	UTRGV	71 63
								234	A	UMKC	90 86
								234	H	UMKC	68 61
								255	A	A&M-Corpus Christi	67 65
								264	A	Western Mich.	66 54
								269	A	UTEP	69 65
								282	A	CSU Bakersfield	61 59
								282	H	CSU Bakersfield	61 48
								289	A	Utah Valley	72 63
								289	H	Utah Valley	58 52
								295	A	UC Santa Barbara	81 73
								334	A	Grand Canyon	51 54
								334	H	Grand Canyon	81 52
								343	A	Seattle U	83 72
								343	H	Seattle U	75 55
								349	A	Chicago St.	87 66
								349	H	Chicago St.	77 54
								351	N	Alcorn	82 64
LAST 12 Division I GAMES:											
				351	N	Alcorn	82 64	334	H	Grand Canyon	81 52
				349	H	Chicago St.	77 54	282	H	CSU Bakersfield	61 48
				234	H	UMKC	68 61	349	A	Chicago St.	87 66
				226	A	UTRGV	70 67	234	A	UMKC	90 86
				343	A	Seattle U	83 72	226	H	UTRGV	71 63
				289	A	Utah Valley	72 63	289	H	Utah Valley	58 52

Non-Div I Games: Tex. Permian Basin 70 38 Northern N.M. 101 51

New Mexico St.

■ Loss,
 ■ Non-Conf,
 ■ S Site,
 ■ Home
 ■ A Away
 N Neutral

New Orleans

Through Games Of March 8, 2019

Average RPI Win:	301	WON-LOST	WINNING	LAST 10	STRENGTH OF	OPP. STRENGTH	TEAM	ADJ.	CONF.	ADJ CONF.
Average RPI Loss:	174	RECORD	PCT. RANK	GAMES	SCHEDULE	OF SCHEDULE	RPI	RPI	RPI	RPI
DIV. I ONLY	9- 15	243	0- 0	318	274	287	287	25	25	
DIV. I NON-CONF.	1- 5	311	0- 0	177	57	252	252	22	22	
TOTALS	RPI 1-25	RPI 26-50	W-L RECORDS	RPI 51-100	RPI 101-150	RPI 150+				
9- 15	0- 1	0- 2	OVERALL	0- 1	0- 2	9- 9				
5- 5	0- 0	0- 1	HOME	0- 0	0- 1	5- 3				
4- 10	0- 1	0- 1	AWAY	0- 1	0- 1	4- 6				
0- 0	0- 0	0- 0	NEUTRAL	0- 0	0- 0	0- 0				
1- 5	0- 1	0- 1	NON-CONFERENCE	0- 0	0- 1	1- 2				
0- 1	0- 0	0- 0	HOME	0- 0	0- 0	0- 1				
1- 4	0- 1	0- 1	AWAY	0- 0	0- 1	1- 1				
0- 0	0- 0	0- 0	NEUTRAL	0- 0	0- 0	0- 0				
8- 10	0- 0	0- 1	CONFERENCE	0- 1	0- 1	8- 7				
5- 4	0- 0	0- 1	HOME	0- 0	0- 1	5- 2				
3- 6	0- 0	0- 0	AWAY	0- 1	0- 0	3- 5				
0- 0	0- 0	0- 0	NEUTRAL	0- 0	0- 0	0- 0				

RPI 1-25				RPI 26-50				RPI 51-100				RPI 101+ Team's RPI: 287			
RPI	S	Opponent	Score	RPI	S	Opponent	Score	RPI	S	Opponent	Score	RPI	S	Opponent	Score
18	A	Miami (FL)	38 78	34	A	Rice	56 67	64	A	SFA	38 97	124	A	Pittsburgh	38 90
				47	H	Lamar University	57 79					141	H	Abilene Christian	52 59
												160	A	Nicholls St.	58 66
												160	H	Nicholls St.	62 76
												174	A	Sam Houston St.	62 86
												202	A	Xavier	45 61
												224	A	Memphis	66 59
												255	A	A&M-Corpus Christi	51 57
												255	H	A&M-Corpus Christi	56 54
												277	H	Central Ark.	60 62
												301	H	La.-Monroe	44 57
												310	A	Incarnate Word	69 81
												310	H	Incarnate Word	58 55
												317	A	McNeese	64 60
												317	H	McNeese	88 76
												320	A	Northwestern St.	67 62
												320	H	Northwestern St.	84 73
												324	A	Southeastern La.	61 58
												324	H	Southeastern La.	46 45
												336	A	Houston Baptist	74 83
LAST 12 Division I GAMES:															
324	H	Southeastern La.	46 45	160	H	Nicholls St.	62 76								
160	A	Nicholls St.	58 66	320	H	Northwestern St.	84 73								
174	A	Sam Houston St.	62 86	310	H	Incarnate Word	58 55								
317	A	McNeese	64 60	320	A	Northwestern St.	67 62								
324	A	Southeastern La.	61 58	310	A	Incarnate Word	69 81								
255	H	A&M-Corpus Christi	56 54	277	H	Central Ark.	60 62								

Non-Div I Games: Dillard 68 59 Centenary (LA) 104 42 Trinity Baptist 93 38

New Orleans

Loss, Non-Conf, S Site, H Home A Away N Neutral

Niagara

Through Games Of March 8, 2019

Average RPI Win:	295	WON-LOST	WINNING	LAST 10	STRENGTH OF	OPP. STRENGTH	TEAM	ADJ.	CONF.	ADJ CONF.
Average RPI Loss:	161	RECORD	PCT. RANK	GAMES	SCHEDULE	OF SCHEDULE	RPI	RPI	RPI	RPI
DIV. I ONLY	12- 19	236	0- 1	269	248	268	268	26	26	
DIV. I NON-CONF.	4- 8	241	0- 0	186	137	251	251	27	27	
TOTALS	RPI 1-25	RPI 26-50	W-L RECORDS	RPI 51-100	RPI 101-150	RPI 150+				
12- 19	0- 2	0- 3	OVERALL	0- 1	0- 3	12- 10				
8- 6	0- 0	0- 1	HOME	0- 0	0- 1	8- 4				
3- 11	0- 2	0- 2	AWAY	0- 1	0- 1	3- 5				
1- 2	0- 0	0- 0	NEUTRAL	0- 0	0- 1	1- 1				
4- 8	0- 2	0- 1	NON-CONFERENCE	0- 1	0- 1	4- 3				
3- 2	0- 0	0- 0	HOME	0- 0	0- 0	3- 2				
0- 5	0- 2	0- 1	AWAY	0- 1	0- 0	0- 1				
1- 1	0- 0	0- 0	NEUTRAL	0- 0	0- 1	1- 0				
8- 11	0- 0	0- 2	CONFERENCE	0- 0	0- 2	8- 7				
5- 4	0- 0	0- 1	HOME	0- 0	0- 1	5- 2				
3- 6	0- 0	0- 1	AWAY	0- 0	0- 1	3- 4				
0- 1	0- 0	0- 0	NEUTRAL	0- 0	0- 0	0- 1				

RPI S	Opponent	Score	RPI S	Opponent	Score	RPI S	Opponent	Score	RPI S	Opponent	Score	Team's RPI: 268
10 A	Syracuse	45 94	36 A	Buffalo	61 88	69 A	West Virginia	32 84	122 A	Marist	69 82	
11 A	Iowa St.	35 95	44 A	Quinnipiac	42 62				122 H	Marist	58 87	
			44 H	Quinnipiac	55 96				128 N	Yale	64 67	
									171 H	Rider	64 79	
									221 H	Howard	61 68	
									228 A	Monmouth	54 76	
									228 H	Monmouth	81 88	
									232 A	Saint Joseph's	54 68	
									248 H	Colgate	74 69	
									254 H	Binghamton	79 72	
									263 H	St. Bonaventure	48 76	
									267 A	Manhattan	58 54	
									267 H	Manhattan	61 51	
									276 A	Siena	61 67	
									280 A	Canisius	51 52	
									280 H	Canisius	74 52	
									284 A	Fairfield	54 55	
									284 H	Fairfield	71 68	
									284 N	Fairfield	69 74	
									305 N	Morgan St.	67 57	
									313 A	Iona	58 46	
									313 H	Iona	72 53	
									319 H	Coppin St.	71 69	
									347 A	Saint Peter's	75 66	
									347 H	Saint Peter's	81 57	
LAST 12 Division I GAMES:												
284 N	Fairfield	69 74	228 H	Monmouth	81 88							
305 N	Morgan St.	67 57	276 A	Siena	61 67							
128 N	Yale	64 67	280 H	Canisius	74 52							
122 A	Marist	69 82	284 A	Fairfield	54 55							
280 A	Canisius	51 52	44 A	Quinnipiac	42 62							
171 H	Rider	64 79	313 H	Iona	72 53							

Non-Div I Games:

Niagara

Loss, Non-Conf, S Site, H Home A Away N Neutral

Average RPI Win:	290	WON-LOST	WINNING	LAST 10	STRENGTH OF	OPP. STRENGTH	TEAM	ADJ.	CONF.	ADJ CONF.
Average RPI Loss:	116	RECORD	PCT. RANK	GAMES	SCHEDULE	OF SCHEDULE	RPI	RPI	RPI	RPI
DIV. I ONLY	17- 10	103	0- 1	314	252	160	160	25	25	
DIV. I NON-CONF.	4- 6	212	0- 1	188	102	162	162	22	22	
TOTALS	RPI 1-25	RPI 26-50	W-L RECORDS	RPI 51-100	RPI 101-150	RPI 150+				
17- 10	0- 1	0- 2	OVERALL	0- 2	0- 2	17- 3				
8- 1	0- 0	0- 0	HOME	0- 0	0- 0	8- 1				
8- 8	0- 1	0- 2	AWAY	0- 2	0- 1	8- 2				
1- 1	0- 0	0- 0	NEUTRAL	0- 0	0- 1	1- 0				
4- 6	0- 1	0- 1	NON-CONFERENCE	0- 1	0- 1	4- 2				
1- 0	0- 0	0- 0	HOME	0- 0	0- 0	1- 0				
2- 5	0- 1	0- 1	AWAY	0- 1	0- 0	2- 2				
1- 1	0- 0	0- 0	NEUTRAL	0- 0	0- 1	1- 0				
13- 4	0- 0	0- 1	CONFERENCE	0- 1	0- 1	13- 1				
7- 1	0- 0	0- 0	HOME	0- 0	0- 0	7- 1				
6- 3	0- 0	0- 1	AWAY	0- 1	0- 1	6- 0				
0- 0	0- 0	0- 0	NEUTRAL	0- 0	0- 0	0- 0				

RPI 1-25				RPI 26-50				RPI 51-100				RPI 101+ Team's RPI: 160			
RPI	S	Opponent	Score	RPI	S	Opponent	Score	RPI	S	Opponent	Score	RPI	S	Opponent	Score
2	A	Baylor	39 100	47	A	Lamar University	65 78	64	A	SFA	62 70	131	N	Delaware	56 71
				48	A	Auburn	59 80	82	A	LSU	44 76	141	A	Abilene Christian	66 76
												162	A	Texas St.	67 72
												168	A	Tulane	46 71
												174	H	Sam Houston St.	84 81
												211	N	Texas Southern	58 57
												255	H	A&M-Corpus Christi	85 55
												269	A	UTEP	58 56
												277	A	Central Ark.	64 60
												277	H	Central Ark.	68 52
												287	A	New Orleans	76 62
												287	H	New Orleans	66 58
												301	A	La.-Monroe	55 54
												310	H	Incarinate Word	86 62
												317	A	McNeese	78 55
												317	H	McNeese	68 69
												320	A	Northwestern St.	89 67
												320	H	Northwestern St.	97 86
												324	A	Southeastern La.	73 66
												327	H	Mississippi Val.	72 47
												336	A	Houston Baptist	58 55
												336	H	Houston Baptist	77 54
LAST 12 Division I GAMES:															
131	N	Delaware	56 71	174	H	Sam Houston St.	84 81	336	A	Houston Baptist	58 55	141	A	Abilene Christian	66 76
162	A	Texas St.	67 72	336	A	Houston Baptist	58 55	287	A	New Orleans	76 62	324	A	Southeastern La.	73 66
320	A	Northwestern St.	89 67	287	H	New Orleans	66 58	324	A	Southeastern La.	73 66	47	A	Lamar University	65 78
287	H	New Orleans	66 58	317	A	McNeese	78 55								
317	A	McNeese	78 55	277	H	Central Ark.	68 52								

Non-Div I Games: Southern-N.O. 86 49 William Carey 86 45

Nicholls St.

Loss, Non-Conf, S Site, H Home A Away N Neutral

Average RPI Win:	296	WON-LOST	WINNING	LAST 10	STRENGTH OF	OPP. STRENGTH	TEAM	ADJ.	CONF.	ADJ CONF.
Average RPI Loss:	205	RECORD	PCT. RANK	GAMES	SCHEDULE	OF SCHEDULE	RPI	RPI	RPI	RPI
DIV. I ONLY	13- 14	188	1- 0	344	321	279	279	32	32	
DIV. I NON-CONF.	3- 8	267	1- 0	275	175	298	298	32	32	
TOTALS	RPI 1-25	RPI 26-50	W-L RECORDS	RPI 51-100	RPI 101-150	RPI 150+				
13- 14	0- 0	0- 0	OVERALL	0- 1	0- 3	13- 10				
7- 5	0- 0	0- 0	HOME	0- 0	0- 0	7- 5				
5- 9	0- 0	0- 0	AWAY	0- 1	0- 3	5- 5				
1- 0	0- 0	0- 0	NEUTRAL	0- 0	0- 0	1- 0				
3- 8	0- 0	0- 0	NON-CONFERENCE	0- 1	0- 3	3- 4				
2- 2	0- 0	0- 0	HOME	0- 0	0- 0	2- 2				
0- 6	0- 0	0- 0	AWAY	0- 1	0- 3	0- 2				
1- 0	0- 0	0- 0	NEUTRAL	0- 0	0- 0	1- 0				
10- 6	0- 0	0- 0	CONFERENCE	0- 0	0- 0	10- 6				
5- 3	0- 0	0- 0	HOME	0- 0	0- 0	5- 3				
5- 3	0- 0	0- 0	AWAY	0- 0	0- 0	5- 3				
0- 0	0- 0	0- 0	NEUTRAL	0- 0	0- 0	0- 0				

RPI 1-25				RPI 26-50				RPI 51-100				RPI 101+ Team's RPI: 279							
RPI	S	Opponent	Score	RPI	S	Opponent	Score	RPI	S	Opponent	Score	RPI	S	Opponent	Score				
								96	A	Old Dominion	53	69	113	A	High Point	51	83		
													127	A	Lehigh	41	62		
													146	A	Wake Forest	61	63		
													159	H	William & Mary	44	55		
													187	N	Liberty	66	53		
													195	H	N.C. A&T	44	49		
													205	H	Campbell	49	57		
													207	H	UMES	43	59		
													221	A	Howard	70	74		
													221	H	Howard	74	59		
													223	A	Bethune-Cookman	58	65		
													223	H	Bethune-Cookman	57	50		
													235	A	Ole Miss	42	60		
													249	H	Navy	65	58		
													286	A	La Salle	52	62		
													300	A	South Carolina St.	57	50		
													305	A	Morgan St.	64	49		
													319	A	Coppin St.	68	63		
													319	H	Coppin St.	51	54		
													335	H	N.C. Central	62	48		
													337	A	Delaware St.	56	59		
													337	H	Delaware St.	63	50		
													339	H	Longwood	74	42		
													345	A	Savannah St.	78	42		
													346	A	Florida A&M	69	45		
													346	H	Florida A&M	60	58		
LAST 12 Division I GAMES:																			
						187	N	Liberty	66	53					335	H	N.C. Central	62	48
						221	H	Howard	74	59					346	A	Florida A&M	69	45
						337	A	Delaware St.	56	59					223	A	Bethune-Cookman	58	65
						319	H	Coppin St.	51	54					221	A	Howard	70	74
						305	A	Morgan St.	64	49					207	H	UMES	43	59
						195	H	N.C. A&T	44	49					300	A	South Carolina St.	57	50

Non-Div I Games: Cheyney 93 40 Saint Augustine's 71 38

Norfolk St.

■ Loss,
 ■ Non-Conf,
 ■ S Site,
 ■ Home
 ■ A Away
 N Neutral

Average RPI Win:	274	WON-LOST	WINNING	LAST 10	STRENGTH OF	OPP. STRENGTH	TEAM	ADJ.	CONF.	ADJ CONF.
Average RPI Loss:	180	RECORD	PCT. RANK	GAMES	SCHEDULE	OF SCHEDULE	RPI	RPI	RPI	RPI
DIV. I ONLY	15- 8	93	0- 1	346	264	197	197	24	24	
DIV. I NON-CONF.	5- 1	37	0- 0	351	227	195	195	26	26	
TOTALS	RPI 1-25	RPI 26-50	W-L RECORDS	RPI 51-100	RPI 101-150	RPI 150+				
15- 8	0- 0	0- 0	OVERALL	0- 2	0- 0	15- 6				
7- 3	0- 0	0- 0	HOME	0- 1	0- 0	7- 2				
6- 5	0- 0	0- 0	AWAY	0- 1	0- 0	6- 4				
2- 0	0- 0	0- 0	NEUTRAL	0- 0	0- 0	2- 0				
5- 1	0- 0	0- 0	NON-CONFERENCE	0- 0	0- 0	5- 1				
1- 0	0- 0	0- 0	HOME	0- 0	0- 0	1- 0				
2- 1	0- 0	0- 0	AWAY	0- 0	0- 0	2- 1				
2- 0	0- 0	0- 0	NEUTRAL	0- 0	0- 0	2- 0				
10- 7	0- 0	0- 0	CONFERENCE	0- 2	0- 0	10- 5				
6- 3	0- 0	0- 0	HOME	0- 1	0- 0	6- 2				
4- 4	0- 0	0- 0	AWAY	0- 1	0- 0	4- 3				
0- 0	0- 0	0- 0	NEUTRAL	0- 0	0- 0	0- 0				

RPI 1-25			RPI 26-50			RPI 51-100				RPI 101+			Team's RPI: 197				
RPI	S	Opponent	Score	RPI	S	Opponent	Score	RPI	S	Opponent	Score	RPI	S	Opponent	Score		
								63	A	FGCU	51	76	187	A	Liberty	48	61
								63	H	FGCU	52	68	187	H	Liberty	57	61
													202	A	Xavier	81	94
													204	A	Vanderbilt	74	71
													208	A	Stetson	59	69
													208	H	Stetson	71	55
													231	A	North Florida	70	64
													231	H	North Florida	53	55
													231	H	North Florida	77	62
													233	A	Jacksonville	62	59
													233	H	Jacksonville	68	59
													239	N	Southeast Mo. St.	80	67
													266	H	Alabama St.	68	42
													298	A	Kennesaw St.	72	74
													298	H	Kennesaw St.	80	55
													322	A	NJIT	77	54
													322	H	NJIT	72	60
													327	A	Mississippi Val.	86	72
													329	A	Lipscomb	81	60
													329	H	Lipscomb	71	50
													342	N	Western Caro.	89	66
LAST 12 Division I GAMES:																	
231	H	North Florida	53	55	187	H	Liberty	57	61								
187	A	Liberty	48	61	231	H	North Florida	77	62								
329	H	Lipscomb	71	50	63	A	FGCU	51	76								
233	H	Jacksonville	68	59	329	A	Lipscomb	81	60								
208	A	Stetson	59	69	322	A	NJIT	77	54								
298	A	Kennesaw St.	72	74	298	H	Kennesaw St.	80	55								

Non-Div I Games: Stillman 99 43 Martin Methodist 79 48 Lane 98 57 Blue Mountain (MS) 70 42 North Ala.

North Carolina

Through Games Of March 8, 2019

Average RPI Win:	103	WON-LOST	WINNING	LAST 10	STRENGTH OF	OPP. STRENGTH	TEAM	ADJ.	CONF.	ADJ CONF.
Average RPI Loss:	53	RECORD	PCT. RANK	GAMES	SCHEDULE	OF SCHEDULE	RPI	RPI	RPI	RPI
DIV. I ONLY	18- 14	139	1- 0	7	8	38	38	1	1	
DIV. I NON-CONF.	9- 5	104	0- 0	36	77	49	49	1	1	
TOTALS	RPI 1-25	RPI 26-50	W-L RECORDS	RPI 51-100	RPI 101-150	RPI 150+				
18- 14	2- 7	3- 1	OVERALL	6- 4	4- 1	3- 1				
10- 4	1- 2	0- 0	HOME	4- 2	3- 0	2- 0				
4- 7	1- 3	1- 0	AWAY	1- 2	0- 1	1- 1				
4- 3	0- 2	2- 1	NEUTRAL	1- 0	1- 0	0- 0				
9- 5	0- 1	2- 1	NON-CONFERENCE	2- 2	2- 0	3- 1				
5- 1	0- 0	0- 0	HOME	2- 1	1- 0	2- 0				
1- 2	0- 0	0- 0	AWAY	0- 1	0- 0	1- 1				
3- 2	0- 1	2- 1	NEUTRAL	0- 0	1- 0	0- 0				
9- 9	2- 6	1- 0	CONFERENCE	4- 2	2- 1	0- 0				
5- 3	1- 2	0- 0	HOME	2- 1	2- 0	0- 0				
3- 5	1- 3	1- 0	AWAY	1- 1	0- 1	0- 0				
1- 1	0- 1	0- 0	NEUTRAL	1- 0	0- 0	0- 0				

RPI 1-25				RPI 26-50				RPI 51-100				RPI 101+			
RPI	S	Opponent	Score	RPI	S	Opponent	Score	RPI	S	Opponent	Score	RPI	S	Opponent	Score
1	H	Notre Dame	78 73	32	N	UCLA	83 49	59	H	Maine	73 85	117	H	UNCW	82 55
1	N	Notre Dame	77 95	34	N	Rice	71 50	62	H	Georgia Tech	91 90	121	N	South Fla.	71 69
3	A	Louisville	66 73	48	N	Auburn	81 86	62	N	Georgia Tech	80 73	124	A	Pittsburgh	78 91
7	A	NC State	64 51	50	A	Clemson	70 64	65	A	Virginia Tech	81 69	129	H	Boston College	93 78
7	H	NC State	69 74					80	A	Duke	44 62	146	H	Wake Forest	84 61
10	A	Syracuse	77 90					80	H	Duke	69 85	172	A	Colorado	74 86
18	A	Miami (FL)	68 76					83	H	Kent St.	73 60	219	A	Elon	100 69
20	H	Florida St.	63 64					93	H	VCU	59 47	221	H	Howard	85 63
21	N	Kentucky	75 85					94	H	Virginia	70 53	309	H	UNC Greensboro	83 62
LAST 12 Division I GAMES:															
62	N	Georgia Tech	80 73	124	A	Pittsburgh	78 91								
1	N	Notre Dame	77 95	50	A	Clemson	70 64								
80	A	Duke	44 62	80	H	Duke	69 85								
7	H	NC State	69 74	7	A	NC State	64 51								
129	H	Boston College	93 78	62	H	Georgia Tech	91 90								
94	H	Virginia	70 53	1	H	Notre Dame	78 73								

Non-Div I Games:

North Carolina

Loss, Non-Conf, S Site, H Home A Away N Neutral

North Dakota

Through Games Of March 8, 2019

Average RPI Win:	283	WON-LOST	WINNING	LAST 10	STRENGTH OF	OPP. STRENGTH	TEAM	ADJ.	CONF.	ADJ CONF.
Average RPI Loss:	136	RECORD	PCT. RANK	GAMES	SCHEDULE	OF SCHEDULE	RPI	RPI	RPI	RPI
DIV. I ONLY	10- 18	251	0- 1	243	171	241	241	19	19	
DIV. I NON-CONF.	4- 8	241	0- 0	229	92	204	204	19	19	
TOTALS	RPI 1-25	RPI 26-50	W-L RECORDS	RPI 51-100	RPI 101-150	RPI 150+				
10- 18	0- 2	0- 4	OVERALL	0- 1	0- 1	10- 10				
3- 6	0- 0	0- 2	HOME	0- 0	0- 0	3- 4				
5- 12	0- 2	0- 2	AWAY	0- 1	0- 1	5- 6				
2- 0	0- 0	0- 0	NEUTRAL	0- 0	0- 0	2- 0				
4- 8	0- 2	0- 0	NON-CONFERENCE	0- 1	0- 1	4- 4				
0- 1	0- 0	0- 0	HOME	0- 0	0- 0	0- 1				
2- 7	0- 2	0- 0	AWAY	0- 1	0- 1	2- 3				
2- 0	0- 0	0- 0	NEUTRAL	0- 0	0- 0	2- 0				
6- 10	0- 0	0- 4	CONFERENCE	0- 0	0- 0	6- 6				
3- 5	0- 0	0- 2	HOME	0- 0	0- 0	3- 3				
3- 5	0- 0	0- 2	AWAY	0- 0	0- 0	3- 3				
0- 0	0- 0	0- 0	NEUTRAL	0- 0	0- 0	3- 0				

RPI 1-25				RPI 26-50				RPI 51-100				RPI 101+				Team's RPI: 241
RPI	S	Opponent	Score	RPI	S	Opponent	Score	RPI	S	Opponent	Score	RPI	S	Opponent	Score	
10	A	Syracuse	49 85	30	A	South Dakota St.	58 81	78	A	UNI	60 64	145	A	Penn St.	68 75	
11	A	Iowa St.	35 87	30	H	South Dakota St.	48 66					153	A	Denver	66 87	
				37	A	South Dakota	54 87					153	H	Denver	91 92	
				37	H	South Dakota	50 80					156	A	Illinois St.	55 67	
												165	A	Oral Roberts	75 67	
												165	H	Oral Roberts	58 80	
												193	H	Milwaukee	46 64	
												203	A	Massachusetts	59 52	
												208	A	Stetson	63 74	
												230	A	Western Ill.	90 111	
												230	H	Western Ill.	80 92	
												250	N	San Francisco	100 97	
												260	A	Rhode Island	63 77	
												264	N	Western Mich.	62 50	
												311	A	Valparaiso	62 56	
												317	A	Omaha	69 68	
												317	H	Omaha	68 57	
												326	A	North Dakota St.	57 69	
												326	H	North Dakota St.	70 58	
												338	A	Purdue Fort Wayne	74 58	
												338	H	Purdue Fort Wayne	79 60	
LAST 12 Division I GAMES:																
				37	A	South Dakota	54 87					317	A	Omaha	69 68	
				338	A	Purdue Fort Wayne	74 58					230	A	Western Ill.	90 111	
				153	H	Denver	91 92					37	H	South Dakota	50 80	
				165	H	Oral Roberts	58 80					326	A	North Dakota St.	57 69	
				30	A	South Dakota St.	58 81					30	H	South Dakota St.	48 66	
				326	H	North Dakota St.	70 58					230	H	Western Ill.	80 92	

Non-Div I Games: Mayville St. 84 50

North Dakota

Loss, Non-Conf, S Site, H Home A Away N Neutral

Average RPI Win:	292	WON-LOST	WINNING	LAST 10	STRENGTH OF	OPP. STRENGTH	TEAM	ADJ.	CONF.	ADJ CONF.
Average RPI Loss:	165	RECORD	PCT. RANK	GAMES	SCHEDULE	OF SCHEDULE	RPI	RPI	RPI	RPI
DIV. I ONLY	6- 21	307	0- 1	287	206	326	326	19	19	
DIV. I NON-CONF.	2- 9	297	0- 0	308	196	334	334	19	19	
TOTALS	RPI 1-25	RPI 26-50	W-L RECORDS	RPI 51-100	RPI 101-150	RPI 150+				
6- 21	0- 0	0- 4	OVERALL	0- 2	0- 1	6- 14				
5- 7	0- 0	0- 2	HOME	0- 1	0- 0	5- 4				
1- 12	0- 0	0- 2	AWAY	0- 1	0- 1	1- 8				
0- 2	0- 0	0- 0	NEUTRAL	0- 0	0- 0	0- 2				
2- 9	0- 0	0- 0	NON-CONFERENCE	0- 2	0- 1	2- 6				
1- 3	0- 0	0- 0	HOME	0- 1	0- 0	1- 2				
1- 4	0- 0	0- 0	AWAY	0- 1	0- 1	1- 2				
0- 2	0- 0	0- 0	NEUTRAL	0- 0	0- 0	0- 2				
4- 12	0- 0	0- 4	CONFERENCE	0- 0	0- 0	4- 8				
4- 4	0- 0	0- 2	HOME	0- 0	0- 0	4- 2				
0- 8	0- 0	0- 2	AWAY	0- 0	0- 0	0- 6				
0- 0	0- 0	0- 0	NEUTRAL	0- 0	0- 0	0- 0				

RPI S	Opponent	Score	RPI S	Opponent	Score	RPI S	Opponent	Score	RPI S	Opponent	Score	Team's RPI: 326
30	A South Dakota St.	33 86	30	H South Dakota St.	48 88	90	A Pacific	68 75	125	A Northern Ill.	63 81	
37	A South Dakota	57 76	37	H South Dakota	41 67	99	H Creighton	51 86	153	A Denver	54 81	
									153	H Denver	67 87	
									165	A Oral Roberts	72 101	
									165	H Oral Roberts	54 65	
									180	A Wisconsin	53 64	
									192	N North Texas	78 92	
									193	H Milwaukee	55 57	
									208	A Stetson	59 60	
									230	A Western Ill.	70 82	
									230	H Western Ill.	68 60	
									234	H UMKC	59 69	
									241	A North Dakota	58 70	
									241	H North Dakota	69 57	
									250	N San Francisco	42 75	
									311	A Valparaiso	51 48	
									312	H New Hampshire	56 51	
									317	A Omaha	61 78	
									317	H Omaha	55 48	
									338	A Purdue Fort Wayne	46 66	
									338	H Purdue Fort Wayne	70 54	
LAST 12 Division I GAMES:												
338	A Purdue Fort Wayne	46 66	241	A North Dakota	58 70							
37	A South Dakota	57 76	230	A Western Ill.	70 82							
317	H Omaha	55 48	165	A Oral Roberts	72 101							
30	H South Dakota St.	48 88	30	A South Dakota St.	33 86							
165	H Oral Roberts	54 65	241	H North Dakota	69 57							
153	H Denver	67 87	153	A Denver	54 81							

Non-Div I Games: Mayville St. 49 43

North Dakota St.

■ Loss,
 ■ Non-Conf, S Site,
 ■ Home
 ■ Away
 N Neutral

North Florida

Through Games Of March 8, 2019

Average RPI Win:	281	WON-LOST	WINNING	LAST 10	STRENGTH OF	OPP. STRENGTH	TEAM	ADJ.	CONF.	ADJ CONF.
Average RPI Loss:	175	RECORD	PCT. RANK	GAMES	SCHEDULE	OF SCHEDULE	RPI	RPI	RPI	RPI
DIV. I ONLY	13- 13	170	1- 0	304	283	231	231	24	24	
DIV. I NON-CONF.	3- 6	241	0- 0	322	243	326	326	26	26	
TOTALS	RPI 1-25	RPI 26-50	W-L RECORDS	RPI 51-100	RPI 101-150	RPI 150+				
13- 13	0- 1	0- 1	OVERALL	0- 2	0- 0	13- 9				
8- 4	0- 0	0- 0	HOME	0- 1	0- 0	8- 3				
5- 9	0- 1	0- 1	AWAY	0- 1	0- 0	5- 6				
0- 0	0- 0	0- 0	NEUTRAL	0- 0	0- 0	0- 0				
3- 6	0- 1	0- 1	NON-CONFERENCE	0- 0	0- 0	3- 4				
3- 1	0- 0	0- 0	HOME	0- 0	0- 0	3- 1				
0- 5	0- 1	0- 1	AWAY	0- 0	0- 0	0- 3				
0- 0	0- 0	0- 0	NEUTRAL	0- 0	0- 0	0- 0				
10- 7	0- 0	0- 0	CONFERENCE	0- 2	0- 0	10- 5				
5- 3	0- 0	0- 0	HOME	0- 1	0- 0	5- 2				
5- 4	0- 0	0- 0	AWAY	0- 1	0- 0	5- 3				
0- 0	0- 0	0- 0	NEUTRAL	0- 0	0- 0	0- 0				

RPI 1-25				RPI 26-50				RPI 51-100				RPI 101+ Team's RPI: 231			
RPI	S	Opponent	Score	RPI	S	Opponent	Score	RPI	S	Opponent	Score	RPI	S	Opponent	Score
20	A	Florida St.	53 74	46	A	Indiana	52 75	63	A	FGCU	48 80	187	A	Liberty	53 69
								63	H	FGCU	66 105	187	H	Liberty	66 54
												197	A	North Ala.	62 77
												197	A	North Ala.	55 53
												197	H	North Ala.	64 70
												208	A	Stetson	75 62
												208	H	Stetson	71 57
												223	A	Bethune-Cookman	60 76
												233	A	Jacksonville	63 75
												233	H	Jacksonville	72 80
												235	A	Ole Miss	69 82
												273	A	Colorado St.	59 61
												292	H	Charleston So.	82 76
												298	A	Kennesaw St.	71 60
												298	H	Kennesaw St.	74 66
												302	H	Alabama A&M	62 63
												314	H	FIU	62 53
												322	A	NJIT	78 59
												322	H	NJIT	54 46
												329	A	Lipscomb	68 53
												329	H	Lipscomb	72 66
												346	H	Florida A&M	64 53
LAST 12 Division I GAMES:															
197	A	North Ala.	55 53	298	H	Kennesaw St.	74 66								
322	H	NJIT	54 46	197	A	North Ala.	62 77								
208	A	Stetson	75 62	329	H	Lipscomb	72 66								
187	H	Liberty	66 54	298	A	Kennesaw St.	71 60								
233	A	Jacksonville	63 75	63	A	FGCU	48 80								
322	A	NJIT	78 59	233	H	Jacksonville	72 80								

Non-Div I Games: Warner 67 36 Trinity Baptist 99 40

North Florida

Loss, Non-Conf, S Site, H Home A Away N Neutral

North Texas

Through Games Of March 8, 2019

Average RPI Win:	224	WON-LOST	WINNING	LAST 10	STRENGTH OF	OPP. STRENGTH	TEAM	ADJ.	CONF.	ADJ CONF.
Average RPI Loss:	124	RECORD	PCT. RANK	GAMES	SCHEDULE	OF SCHEDULE	RPI	RPI	RPI	RPI
DIV. I ONLY	11- 14	211	0- 1	137	136	192	192	14	14	
DIV. I NON-CONF.	4- 5	190	0- 0	191	162	227	227	17	17	
TOTALS	RPI 1-25	RPI 26-50	W-L RECORDS	RPI 51-100	RPI 101-150	RPI 150+				
11- 14	0- 0	0- 4	OVERALL	1- 3	2- 2	8- 5				
7- 6	0- 0	0- 2	HOME	1- 1	1- 1	5- 2				
3- 7	0- 0	0- 2	AWAY	0- 1	1- 1	2- 3				
1- 1	0- 0	0- 0	NEUTRAL	0- 1	0- 0	1- 0				
4- 5	0- 0	0- 2	NON-CONFERENCE	1- 1	0- 0	3- 2				
3- 2	0- 0	0- 1	HOME	1- 0	0- 0	2- 1				
0- 2	0- 0	0- 1	AWAY	0- 0	0- 0	0- 1				
1- 1	0- 0	0- 0	NEUTRAL	0- 1	0- 0	1- 0				
7- 9	0- 0	0- 2	CONFERENCE	0- 2	2- 2	5- 3				
4- 4	0- 0	0- 1	HOME	0- 1	1- 1	3- 1				
3- 5	0- 0	0- 1	AWAY	0- 1	1- 1	2- 2				
0- 0	0- 0	0- 0	NEUTRAL	0- 0	0- 0	0- 0				

RPI S	Opponent	Score	RPI S	Opponent	Score	RPI S	Opponent	Score	RPI S	Opponent	Score	Team's RPI: 192
29	H Texas	54 64	61	N Wyoming	49 53	102	A UAB	60 70				
33	A Kansas St.	42 60	66	A Middle Tenn.	46 61	105	A Western Ky.	76 67				
34	A Rice	52 64	68	H Missouri St.	83 76	105	H Western Ky.	66 71				
34	H Rice	47 59	96	H Old Dominion	71 72	107	H Charlotte	68 63				
						169	A Louisiana Tech	65 54				
						179	H Utah St.	41 57				
						184	A Southern Miss.	62 48				
						201	A Marshall	55 67				
						227	A SMU	66 73				
						269	A UTEP	51 59				
						269	H UTEP	70 51				
						282	H CSU Bakersfield	71 59				
						303	H UTSA	54 57				
						307	H Fla. Atlantic	82 62				
						314	H FIU	75 50				
						326	N North Dakota St.	92 78				
						336	H Houston Baptist	100 75				
LAST 12 Division I GAMES:												
269	A UTEP	51 59	201	A Marshall	55 67							
105	H Western Ky.	66 71	107	H Charlotte	68 63							
34	H Rice	47 59	96	H Old Dominion	71 72							
314	H FIU	75 50	66	A Middle Tenn.	46 61							
307	H Fla. Atlantic	82 62	102	A UAB	60 70							
105	A Western Ky.	76 67	34	A Rice	52 64							

Non-Div I Games: Mid-Amer. Christian82 35 Xavier (LA) 59 46 Okla. Panhandle 93 52

North Texas

Loss, Non-Conf, S Site, H Home A Away N Neutral

Northeastern

Through Games Of March 8, 2019

Average RPI Win:	186	WON-LOST	WINNING	LAST 10	STRENGTH OF	OPP. STRENGTH	TEAM	ADJ.	CONF.	ADJ CONF.
Average RPI Loss:	117	RECORD	PCT. RANK	GAMES	SCHEDULE	OF SCHEDULE	RPI	RPI	RPI	RPI
DIV. I ONLY	18- 10	97	1- 0	122	128	101	101	10	10	
DIV. I NON-CONF.	10- 1	17	0- 0	161	212	29	29	10	10	
TOTALS	RPI 1-25	RPI 26-50	W-L RECORDS	RPI 51-100	RPI 101-150	RPI 150+				
18- 10	0- 0	0- 2	OVERALL	2- 2	5- 4	11- 2				
12- 3	0- 0	0- 1	HOME	2- 1	3- 0	7- 1				
6- 7	0- 0	0- 1	AWAY	0- 1	2- 4	4- 1				
0- 0	0- 0	0- 0	NEUTRAL	0- 0	0- 0	0- 0				
10- 1	0- 0	0- 0	NON-CONFERENCE	2- 0	2- 1	6- 0				
6- 0	0- 0	0- 0	HOME	2- 0	0- 0	4- 0				
4- 1	0- 0	0- 0	AWAY	0- 0	2- 1	2- 0				
0- 0	0- 0	0- 0	NEUTRAL	0- 0	0- 0	0- 0				
8- 9	0- 0	0- 2	CONFERENCE	0- 2	3- 3	5- 2				
6- 3	0- 0	0- 1	HOME	0- 1	3- 0	3- 1				
2- 6	0- 0	0- 1	AWAY	0- 1	0- 3	2- 1				
0- 0	0- 0	0- 0	NEUTRAL	0- 0	0- 0	0- 0				

RPI 1-25				RPI 26-50				RPI 51-100				RPI 101+				Team's RPI: 101	
RPI	S	Opponent	Score	RPI	S	Opponent	Score	RPI	S	Opponent	Score	RPI	S	Opponent	Score		
				26	A	James Madison	49 84	59	H	Maine	63 55	110	A	Dayton	84 79		
				26	H	James Madison	51 58	70	A	Drexel	45 76	117	A	UNCW	70 83		
								70	H	Drexel	59 61	117	H	UNCW	83 54		
								97	H	Fordham	58 54	119	A	Providence	65 59		
												120	A	Towson	83 88		
												120	H	Towson	77 68		
												122	A	Marist	84 90		
												131	A	Delaware	63 77		
												131	H	Delaware	75 62		
												159	A	William & Mary	75 71		
												159	H	William & Mary	88 74		
												167	H	Boston U.	81 51		
												203	H	Massachusetts	53 52		
												214	A	Florida	79 66		
												219	H	Elon	79 71		
												245	A	Hofstra	61 78		
												245	H	Hofstra	62 63		
												284	A	Fairfield	59 50		
												291	H	Air Force	54 41		
												297	A	Col. of Charleston	87 56		
												297	H	Col. of Charleston	81 69		
												312	H	New Hampshire	69 54		
LAST 12 Division I GAMES:																	
				159	A	William & Mary	75 71	120	H	Towson	77 68						
				297	H	Col. of Charleston	81 69	26	H	James Madison	51 58						
				117	H	UNCW	83 54	117	A	UNCW	70 83						
				245	H	Hofstra	62 63	297	A	Col. of Charleston	87 56						
				70	A	Drexel	45 76	245	A	Hofstra	61 78						
				131	A	Delaware	63 77	131	H	Delaware	75 62						

Non-Div I Games:

Northeastern

■ Loss,
 ■ Non-Conf,
 ■ S Site,
 ■ H Home
 ■ A Away
 N Neutral

Average RPI Win:	217	WON-LOST	WINNING	LAST 10	STRENGTH OF	OPP. STRENGTH	TEAM	ADJ.	CONF.	ADJ CONF.
Average RPI Loss:	155	RECORD	PCT. RANK	GAMES	SCHEDULE	OF SCHEDULE	RPI	RPI	RPI	RPI
DIV. I ONLY	11- 17	231	0- 1	252	137	237	237	16	16	
DIV. I NON-CONF.	4- 5	190	0- 1	245	91	199	199	12	12	
TOTALS	RPI 1-25	RPI 26-50	W-L RECORDS	RPI 51-100	RPI 101-150	RPI 150+				
11- 17	0- 0	0- 1	OVERALL	1- 3	3- 6	7- 7				
6- 6	0- 0	0- 1	HOME	0- 1	2- 2	4- 2				
5- 10	0- 0	0- 0	AWAY	1- 2	1- 4	3- 4				
0- 1	0- 0	0- 0	NEUTRAL	0- 0	0- 0	0- 1				
4- 5	0- 0	0- 1	NON-CONFERENCE	1- 1	1- 1	2- 2				
2- 1	0- 0	0- 1	HOME	0- 0	1- 0	1- 0				
2- 3	0- 0	0- 0	AWAY	1- 1	0- 1	1- 1				
0- 1	0- 0	0- 0	NEUTRAL	0- 0	0- 0	0- 1				
7- 12	0- 0	0- 0	CONFERENCE	0- 2	2- 5	5- 5				
4- 5	0- 0	0- 0	HOME	0- 1	1- 2	3- 2				
3- 7	0- 0	0- 0	AWAY	0- 1	1- 3	2- 3				
0- 0	0- 0	0- 0	NEUTRAL	0- 0	0- 0	0- 0				

RPI S	Opponent	Score	RPI S	Opponent	Score	RPI S	Opponent	Score	RPI S	Opponent	Score	Team's RPI: 237
42	H New Mexico	55 84	77	A Idaho	72 90	108	A Idaho St.	81 77	108	H Idaho St.	69 80	
			77	H Idaho	69 86	108	H Idaho St.	69 80	114	A Northern Colo.	53 63	
			87	A Arizona	47 71	123	H Fresno St.	86 73	136	A Portland St.	55 72	
			98	A Loyola Marymount	63 62	136	H Portland St.	59 74	138	A Washington	59 81	
						143	A Montana St.	70 80	143	H Montana St.	76 72	
						173	A Montana	62 78	173	H Montana	82 65	
						173	H Montana	82 65	185	A Eastern Wash.	76 81	
						185	H Eastern Wash.	62 64	216	H California Baptist	91 88	
						227	N SMU	48 55	227	N SMU	48 55	
						257	A Sacramento St.	61 65	257	H Sacramento St.	71 69	
						273	A Colorado St.	54 65	273	A Colorado St.	54 65	
						283	A Southern Utah	78 69	283	H Southern Utah	76 82	
						283	H Southern Utah	76 82	321	A Weber St.	75 64	
						321	A Weber St.	75 64	321	H Weber St.	74 64	
						343	A Seattle U	65 58	343	A Seattle U	65 58	
LAST 12 Division I GAMES:												
227	N SMU	48 55	136	H Portland St.	59 74	321	A Weber St.	75 64	321	H Weber St.	74 64	
173	H Montana	82 65	108	A Idaho St.	81 77	185	H Eastern Wash.	62 64	77	H Idaho	69 86	
143	H Montana St.	76 72	185	H Eastern Wash.	62 64	257	H Sacramento St.	71 69	283	A Southern Utah	78 69	
185	A Eastern Wash.	76 81	77	H Idaho	69 86							
77	A Idaho	72 90										
257	H Sacramento St.	71 69										

Non-Div I Games:

Northern Ariz.

■ Loss,
 ■ Non-Conf, S Site,
 ■ Home
 ■ Away
 N Neutral

Northern Cal.				Through Games of March 9, 1919						
Average RPI Win:	195	WON-LOST	WINNING	LAST 10	STRENGTH OF	OPP. STRENGTH	TEAM	ADJ.	CONF.	ADJ CONF.
Average RPI Loss:	171	RECORD	PCT. RANK	GAMES	SCHEDULE	OF SCHEDULE	RPI	RPI	RPI	RPI
DIV. I ONLY	20- 8	61	1- 0	257	120	114	114	16	16	
DIV. I NON-CONF.	5- 4	139	0- 0	293	40	159	159	12	12	

TOTALS	RPI 1-25	RPI 26-50		W-L RECORDS		RPI 51-100	RPI 101-150	RPI 150+		
20- 8	0- 0	0- 1		OVERALL		2- 1	4- 2	14- 4		
10- 3	0- 0	0- 0		HOME		1- 0	2- 1	7- 2		
10- 5	0- 0	0- 1		AWAY		1- 1	2- 1	7- 2		
0- 0	0- 0	0- 0		NEUTRAL		0- 0	0- 0	0- 0		
5- 4	0- 0	0- 1		NON-CONFERENCE		0- 1	0- 0	5- 2		
3- 0	0- 0	0- 0		HOME		0- 0	0- 0	3- 0		
2- 4	0- 0	0- 1		AWAY		0- 1	0- 0	2- 2		
0- 0	0- 0	0- 0		NEUTRAL		0- 0	0- 0	0- 0		
15- 4	0- 0	0- 0		CONFERENCE		2- 0	4- 2	9- 2		
7- 3	0- 0	0- 0		HOME		1- 0	2- 1	4- 2		
8- 1	0- 0	0- 0		AWAY		1- 0	2- 1	5- 0		
0- 0	0- 0	0- 0		NEUTRAL		0- 0	0- 0	0- 0		

[illegible]

Non-Div I Games:

Northern Colo.

■ Loss, ■ Non-Conf, S Site, H Home A Away N Neutral

Average RPI Win:	209	WON-LOST	WINNING	LAST 10	STRENGTH OF	OPP. STRENGTH	TEAM	ADJ.	CONF.	ADJ CONF.
Average RPI Loss:	76	RECORD	PCT. RANK	GAMES	SCHEDULE	OF SCHEDULE	RPI	RPI	RPI	RPI
DIV. I ONLY	17- 12	125	1- 0	140	90	125	125	8	8	
DIV. I NON-CONF.	8- 4	91	1- 0	285	139	146	146	9	9	
TOTALS	RPI 1-25	RPI 26-50	W-L RECORDS	RPI 51-100	RPI 101-150	RPI 150+				
17- 12	0- 1	0- 5	OVERALL	3- 3	1- 1	13- 2				
12- 3	0- 0	0- 2	HOME	3- 0	1- 0	8- 1				
3- 9	0- 1	0- 3	AWAY	0- 3	0- 1	3- 1				
2- 0	0- 0	0- 0	NEUTRAL	0- 0	0- 0	2- 0				
8- 4	0- 1	0- 1	NON-CONFERENCE	1- 0	1- 1	6- 1				
6- 0	0- 0	0- 0	HOME	1- 0	1- 0	4- 0				
0- 4	0- 1	0- 1	AWAY	0- 0	0- 1	0- 1				
2- 0	0- 0	0- 0	NEUTRAL	0- 0	0- 0	2- 0				
9- 8	0- 0	0- 4	CONFERENCE	2- 3	0- 0	7- 1				
6- 3	0- 0	0- 2	HOME	2- 0	0- 0	4- 1				
3- 5	0- 0	0- 2	AWAY	0- 3	0- 0	3- 0				
0- 0	0- 0	0- 0	NEUTRAL	0- 0	0- 0	0- 0				

RPI 1-25				RPI 26-50				RPI 51-100				RPI 101+ Team's RPI: 125			
RPI	S	Opponent	Score	RPI	S	Opponent	Score	RPI	S	Opponent	Score	RPI	S	Opponent	Score
11	A	Iowa St.	60 70	28	A	Central Mich.	52 76	53	A	Miami (OH)	45 70	128	H	Yale	89 80
				28	H	Central Mich.	66 89	53	H	Miami (OH)	82 71	150	A	Southern Ill.	73 82
				31	H	Ohio	53 69	75	A	Toledo	53 64	151	H	Akron	70 59
				36	A	Buffalo	64 93	75	H	Toledo	54 52	173	A	Montana	70 86
				46	A	Indiana	73 91	78	H	UNI	70 59	200	A	Ball St.	93 83
								83	A	Kent St.	78 87	200	H	Ball St.	64 67
												217	A	Eastern Mich.	68 65
												217	H	Eastern Mich.	70 60
												218	A	Bowling Green	66 52
												218	H	Bowling Green	88 47
												230	N	Western Ill.	86 61
												252	N	Nevada	98 69
												264	H	Western Mich.	77 64
												288	H	Brown	109 102
												296	H	Eastern Ill.	78 59
												326	H	North Dakota St.	81 63
												349	H	Chicago St.	114 52
LAST 12 Division I GAMES:															
252	N	Nevada	98 69	28	A	Central Mich.	52 76								
78	H	UNI	70 59	75	H	Toledo	54 52								
11	A	Iowa St.	60 70	53	A	Miami (OH)	45 70								
200	H	Ball St.	64 67	200	A	Ball St.	93 83								
75	A	Toledo	53 64	218	H	Bowling Green	88 47								
217	H	Eastern Mich.	70 60	217	A	Eastern Mich.	68 65								

Non-Div I Games:

Northern Ill.

■ Loss,
■ Non-Conf,
■ S Site,
■ H Home
■ A Away
N Neutral

Average RPI Win:	268	WON-LOST	WINNING	LAST 10	STRENGTH OF	OPP. STRENGTH	TEAM	ADJ.	CONF.	ADJ CONF.
Average RPI Loss:	131	RECORD	PCT. RANK	GAMES	SCHEDULE	OF SCHEDULE	RPI	RPI	RPI	RPI
DIV. I ONLY	10- 18	251	0- 1	174	218	240	240	21	21	
DIV. I NON-CONF.	0- 9	336	0- 0	61	133	291	291	18	18	
TOTALS	RPI 1-25	RPI 26-50	W-L RECORDS	RPI 51-100	RPI 101-150	RPI 150+				
10- 18	0- 1	0- 0	OVERALL	0- 6	2- 5	8- 6				
7- 4	0- 0	0- 0	HOME	0- 3	2- 0	5- 1				
3- 11	0- 1	0- 0	AWAY	0- 3	0- 4	3- 3				
0- 3	0- 0	0- 0	NEUTRAL	0- 0	0- 1	0- 2				
0- 9	0- 1	0- 0	NON-CONFERENCE	0- 2	0- 2	0- 4				
0- 2	0- 0	0- 0	HOME	0- 1	0- 0	0- 1				
0- 4	0- 1	0- 0	AWAY	0- 1	0- 1	0- 1				
0- 3	0- 0	0- 0	NEUTRAL	0- 0	0- 1	0- 2				
10- 9	0- 0	0- 0	CONFERENCE	0- 4	2- 3	8- 2				
7- 2	0- 0	0- 0	HOME	0- 2	2- 0	5- 0				
3- 7	0- 0	0- 0	AWAY	0- 2	0- 3	3- 2				
0- 0	0- 0	0- 0	NEUTRAL	0- 0	0- 0	0- 0				

RPI 1-25				RPI 26-50				RPI 51-100				RPI 101+ Team's RPI: 240			
RPI	S	Opponent	Score	RPI	S	Opponent	Score	RPI	S	Opponent	Score	RPI	S	Opponent	Score
3	A	Louisville	59 92					54	H	Belmont	53 71	104	N	Pepperdine	46 51
								72	A	Green Bay	42 70	115	A	Youngstown St.	66 77
								72	H	Green Bay	61 81	115	H	Youngstown St.	65 62
								74	A	Wright St.	56 78	119	A	Providence	43 48
								74	H	Wright St.	55 61	130	A	IUPUI	44 60
								83	A	Kent St.	61 62	130	A	IUPUI	48 70
												130	H	IUPUI	60 57
												151	N	Akron	60 77
												156	H	Illinois St.	53 58
												193	A	Milwaukee	38 59
												193	H	Milwaukee	55 54
												262	A	Austin Peay	48 52
												281	A	Cleveland St.	47 76
												281	H	Cleveland St.	74 55
												286	N	La Salle	56 74
												308	A	Oakland	74 63
												308	H	Oakland	72 50
												333	A	Detroit Mercy	81 63
												333	H	Detroit Mercy	68 56
												340	A	UIC	67 49
												340	H	UIC	78 44
LAST 12 Division I GAMES:															
130	A	IUPUI	44 60	193	A	Milwaukee	38 59								
333	A	Detroit Mercy	81 63	72	A	Green Bay	42 70								
308	A	Oakland	74 63	340	H	UIC	78 44								
281	H	Cleveland St.	74 55	130	H	IUPUI	60 57								
115	H	Youngstown St.	65 62	308	H	Oakland	72 50								
74	A	Wright St.	56 78	333	H	Detroit Mercy	68 56								

Non-Div I Games: Alderson Broadus 73 32

Northern Ky.

■ Loss,
 ■ Non-Conf,
 ■ S Site,
 ■ Home
 ■ A Away
 N Neutral

Northwestern

Through Games Of March 8, 2019

Average RPI Win: 157		WON-LOST	WINNING	LAST 10	STRENGTH OF		OPP. STRENGTH	TEAM	ADJ.	CONF.	ADJ CONF.
Average RPI Loss: 65		RECORD	PCT. RANK	GAMES	SCHEDULE		OF SCHEDULE	RPI	RPI	RPI	RPI
DIV. I ONLY		16- 14	157	0- 1	82		40	116	116	4	4
DIV. I NON-CONF.		7- 4	108	0- 0	224		45	154	154	6	6
TOTALS		RPI 1-25	RPI 26-50		W-L RECORDS		RPI 51-100	RPI 101-150		RPI 150+	
16- 14		0- 5	3- 2		OVERALL		4- 3	2- 4		7- 0	
10- 5		0- 1	2- 0		HOME		2- 2	2- 2		4- 0	
5- 7		0- 4	1- 1		AWAY		2- 1	0- 1		2- 0	
1- 2		0- 0	0- 1		NEUTRAL		0- 0	0- 1		1- 0	
7- 4		0- 2	0- 0		NON-CONFERENCE		2- 0	1- 2		4- 0	
4- 2		0- 1	0- 0		HOME		1- 0	1- 1		2- 0	
2- 1		0- 1	0- 0		AWAY		1- 0	0- 0		1- 0	
1- 1		0- 0	0- 0		NEUTRAL		0- 0	0- 1		1- 0	
9- 10		0- 3	3- 2		CONFERENCE		2- 3	1- 2		3- 0	
6- 3		0- 0	2- 0		HOME		1- 2	1- 1		2- 0	
3- 6		0- 3	1- 1		AWAY		1- 1	0- 1		1- 0	
0- 1		0- 0	0- 1		NEUTRAL		0- 0	0- 0		0- 0	

RPI	S	Opponent	Score	RPI	S	Opponent	Score	RPI	S	Opponent	Score	RPI	S	Opponent	Score	Team's RPI: 116
9	A	Iowa	50 74	40	H	Michigan St.	70 62	72	A	Green Bay	57 55	106	A	Minnesota	64 73	
12	H	Marquette	57 76	40	N	Michigan St.	52 68	80	H	Duke	84 58	106	H	Minnesota	54 61	
14	A	Maryland	57 72	43	A	Michigan	78 79	88	A	Purdue	58 61	111	H	UT Martin	90 64	
22	A	DePaul	60 76	46	A	Indiana	75 69	88	H	Purdue	54 57	124	H	Pittsburgh	49 52	
24	A	Rutgers	41 45	46	H	Indiana	69 49	91	A	Nebraska	58 54	145	H	Penn St.	78 63	
								91	H	Nebraska	64 71	147	N	Kansas	57 66	
								95	H	Ohio St.	76 59	180	H	Wisconsin	72 46	
												214	A	Florida	83 74	
												220	A	Illinois	64 56	
												220	H	Illinois	68 45	
												256	N	Wichita St.	65 43	
												340	H	UIC	87 44	
												349	H	Chicago St.	97 35	
LAST 12 Division I GAMES:																
40	N	Michigan St.	52 68	145	H	Penn St.	78 63									
147	N	Kansas	57 66	106	A	Minnesota	64 73									
9	A	Iowa	50 74	14	A	Maryland	57 72									
46	H	Indiana	69 49	95	H	Ohio St.	76 59									
91	H	Nebraska	64 71	106	H	Minnesota	54 61									
88	A	Purdue	58 61	220	A	Illinois	64 56									

Non-Div I Games:

Northwestern

■ Loss,
■ Non-Conf,
■ S Site,
■ H Home
■ A Away
N Neutral

Average RPI Win:	328	WON-LOST	WINNING	LAST 10	STRENGTH OF	OPP. STRENGTH	TEAM	ADJ.	CONF.	ADJ CONF.
Average RPI Loss:	174	RECORD	PCT. RANK	GAMES	SCHEDULE	OF SCHEDULE	RPI	RPI	RPI	RPI
DIV. I ONLY	6- 18	298	0- 0	301	284	320	320	25	25	
DIV. I NON-CONF.	1- 6	318	0- 0	299	113	338	338	22	22	
TOTALS	RPI 1-25	RPI 26-50	W-L RECORDS	RPI 51-100	RPI 101-150	RPI 150+				
6- 18	0- 0	0- 2	OVERALL	0- 3	0- 1	6- 12				
4- 6	0- 0	0- 1	HOME	0- 1	0- 1	4- 3				
2- 12	0- 0	0- 1	AWAY	0- 2	0- 0	2- 9				
0- 0	0- 0	0- 0	NEUTRAL	0- 0	0- 0	0- 0				
1- 6	0- 0	0- 1	NON-CONFERENCE	0- 1	0- 0	1- 4				
1- 1	0- 0	0- 0	HOME	0- 0	0- 0	1- 1				
0- 5	0- 0	0- 1	AWAY	0- 1	0- 0	0- 3				
0- 0	0- 0	0- 0	NEUTRAL	0- 0	0- 0	0- 0				
5- 12	0- 0	0- 1	CONFERENCE	0- 2	0- 1	5- 8				
3- 5	0- 0	0- 1	HOME	0- 1	0- 1	3- 2				
2- 7	0- 0	0- 0	AWAY	0- 1	0- 0	2- 6				
0- 0	0- 0	0- 0	NEUTRAL	0- 0	0- 0	0- 0				

RPI 1-25			RPI 26-50			RPI 51-100			RPI 101+ Team's RPI: 320		
RPI	S	Opponent	Score	RPI	S	Opponent	Score	RPI	S	Opponent	Score
				29	A	Texas	66 104	64	A	SFA	56 84
				47	H	Lamar University	70 94	64	H	SFA	67 87
								81	A	Arkansas	53 98
								141	H	Abilene Christian	63 72
								152	A	Oklahoma	56 93
								158	A	Alabama	73 87
								160	A	Nicholls St.	86 97
								160	H	Nicholls St.	67 89
								174	A	Sam Houston St.	55 66
								184	A	Southern Miss.	54 69
								255	A	A&M-Corpus Christi	55 79
								277	A	Central Ark.	52 74
								287	A	New Orleans	73 84
								287	H	New Orleans	62 67
								301	H	La.-Monroe	55 63
								310	A	Incarinate Word	91 100
								317	A	McNeese	89 73
								317	H	McNeese	82 63
								324	A	Southeastern La.	60 56
								324	H	Southeastern La.	58 47
								336	H	Houston Baptist	63 46
								351	H	Alcorn	78 65
LAST 12 Division I GAMES:											
160	H	Nicholls St.	67 89	317	A	McNeese	89 73				
324	A	Southeastern La.	60 56	287	A	New Orleans	73 84				
310	A	Incarinate Word	91 100	277	A	Central Ark.	52 74				
336	H	Houston Baptist	63 46	287	H	New Orleans	62 67				
64	H	SFA	67 87	324	H	Southeastern La.	58 47				
47	H	Lamar University	70 94	174	A	Sam Houston St.	55 66				

Non-Div I Games: Loyola (LA) 71 66 Central Baptist 82 56 LeTourneau 100 40 Centenary (LA) 94 51 Northwestern St.

Notre Dame

Through Games Of March 8, 2019

Average RPI Win:	67	WON-LOST	WINNING	LAST 10	STRENGTH OF	OPP. STRENGTH	TEAM	ADJ.	CONF.	ADJ CONF.
Average RPI Loss:	21	RECORD	PCT. RANK	GAMES	SCHEDULE	OF SCHEDULE	RPI	RPI	RPI	RPI
DIV. I ONLY	28- 3	5	1- 0	1	1	1	1	1	1	1
DIV. I NON-CONF.	13- 1	9	0- 0	1	7	1	1	1	1	1
TOTALS	RPI 1-25	RPI 26-50	W-L RECORDS	RPI 51-100	RPI 101-150	RPI 150+				
28- 3	10- 2	2- 1	OVERALL	9- 0	6- 0	1- 0				
14- 1	3- 1	0- 0	HOME	5- 0	5- 0	1- 0				
10- 2	4- 1	1- 1	AWAY	4- 0	1- 0	0- 0				
4- 0	3- 0	1- 0	NEUTRAL	0- 0	0- 0	0- 0				
13- 1	6- 1	0- 0	NON-CONFERENCE	4- 0	2- 0	1- 0				
6- 1	1- 1	0- 0	HOME	2- 0	2- 0	1- 0				
4- 0	2- 0	0- 0	AWAY	2- 0	0- 0	0- 0				
3- 0	3- 0	0- 0	NEUTRAL	0- 0	0- 0	0- 0				
15- 2	4- 1	2- 1	CONFERENCE	5- 0	4- 0	0- 0				
8- 0	2- 0	0- 0	HOME	3- 0	3- 0	0- 0				
6- 2	2- 1	1- 1	AWAY	2- 0	1- 0	0- 0				
1- 0	0- 0	1- 0	NEUTRAL	0- 0	0- 0	0- 0				

RPI S	Opponent	Score	RPI S	Opponent	Score	RPI S	Opponent	Score	RPI S	Opponent	Score
3	H Louisville	82 68	38	A North Carolina	73 78	56	H Penn	75 55	105	H Western Ky.	94 53
6	H UConn	71 89	38	N North Carolina	95 77	58	A Tennessee	77 62	124	H Pittsburgh	100 44
7	A NC State	95 72	50	A Clemson	101 63	62	A Georgia Tech	76 55	127	H Lehigh	95 68
9	H Iowa	105 71				62	H Georgia Tech	90 50	129	A Boston College	97 47
10	A Syracuse	98 68				65	A Virginia Tech	80 51	129	H Boston College	92 63
12	A Marquette	87 63				75	A Toledo	72 56	146	H Wake Forest	78 48
13	N Gonzaga	81 65				80	H Duke	89 61	254	H Binghamton	103 53
17	N Drake	82 64				84	H Harvard	103 58			
18	A Miami (FL)	65 72				94	H Virginia	103 66			
20	H Florida St.	97 70									
22	A DePaul	101 77									
25	N Oregon St.	91 81									
LAST 12 Division I GAMES:											
38	N North Carolina	95 77	7	A NC State	95 72						
25	N Oregon St.	91 81	129	A Boston College	97 47						
17	N Drake	82 64	20	H Florida St.	97 70						
94	H Virginia	103 66	18	A Miami (FL)	65 72						
10	A Syracuse	98 68	62	H Georgia Tech	90 50						
80	H Duke	89 61	50	A Clemson	101 63						

Non-Div I Games:

Notre Dame

Loss, Non-Conf, S Site, H Home A Away N Neutral

Average RPI Win:	322	WON-LOST	WINNING	LAST 10	STRENGTH OF	OPP. STRENGTH	TEAM	ADJ.	CONF.	ADJ CONF.
Average RPI Loss:	139	RECORD	PCT. RANK	GAMES	SCHEDULE	OF SCHEDULE	RPI	RPI	RPI	RPI
DIV. I ONLY	4- 24	336	0- 1	136	217	308	308	21	21	
DIV. I NON-CONF.	1- 8	322	0- 0	29	93	241	241	18	18	
TOTALS	RPI 1-25	RPI 26-50	W-L RECORDS	RPI 51-100	RPI 101-150	RPI 150+				
4- 24	0- 0	0- 4	OVERALL	0- 6	0- 4	4- 10				
3- 10	0- 0	0- 3	HOME	0- 2	0- 2	3- 3				
1- 13	0- 0	0- 1	AWAY	0- 4	0- 2	1- 6				
0- 1	0- 0	0- 0	NEUTRAL	0- 0	0- 0	0- 1				
1- 8	0- 0	0- 4	NON-CONFERENCE	0- 1	0- 0	1- 3				
1- 3	0- 0	0- 3	HOME	0- 0	0- 0	1- 0				
0- 4	0- 0	0- 1	AWAY	0- 1	0- 0	0- 2				
0- 1	0- 0	0- 0	NEUTRAL	0- 0	0- 0	0- 1				
3- 16	0- 0	0- 0	CONFERENCE	0- 5	0- 4	3- 7				
2- 7	0- 0	0- 0	HOME	0- 2	0- 2	2- 3				
1- 9	0- 0	0- 0	AWAY	0- 3	0- 2	1- 4				
0- 0	0- 0	0- 0	NEUTRAL	0- 0	0- 0	0- 0				

RPI S	Opponent	Score	RPI S	Opponent	Score	RPI S	Opponent	Score	RPI S	Opponent	Score	Team's RPI: 308
28	A Central Mich.	61 104	72	A Green Bay	32 72	115	A Youngstown St.	61 76				
40	H Michigan St.	58 102	72	H Green Bay	53 77	115	H Youngstown St.	55 69				
43	H Michigan	59 85	74	A Wright St.	58 69	130	A IUPUI	53 82				
46	H Indiana	32 59	74	A Wright St.	60 83	130	H IUPUI	70 76				
			74	H Wright St.	64 73	151	N Akron	65 85				
			83	A Kent St.	65 75	155	A Bradley	64 73				
						156	A Illinois St.	56 62				
						193	A Milwaukee	53 83				
						193	H Milwaukee	52 79				
						240	A Northern Ky.	50 72				
						240	H Northern Ky.	63 74				
						280	H Canisius	71 60				
						281	A Cleveland St.	90 98				
						281	H Cleveland St.	62 64				
						333	A Detroit Mercy	76 65				
						333	H Detroit Mercy	74 67				
						340	A UIC	65 69				
						340	H UIC	74 57				
LAST 12 Division I GAMES:												
74	A Wright St.	60 83	130	H IUPUI	70 76							
74	H Wright St.	64 73	333	A Detroit Mercy	76 65							
240	H Northern Ky.	63 74	281	A Cleveland St.	90 98							
193	A Milwaukee	53 83	115	A Youngstown St.	61 76							
72	A Green Bay	32 72	240	A Northern Ky.	50 72							
340	H UIC	74 57	74	A Wright St.	58 69							

Non-Div I Games: Grace Bible (MI) 94 48 Rochester College 64 46

Oakland

Average RPI Win:	166	WON-LOST	WINNING	LAST 10	STRENGTH OF	OPP. STRENGTH	TEAM	ADJ.	CONF.	ADJ CONF.
Average RPI Loss:	48	RECORD	PCT. RANK	GAMES	SCHEDULE	OF SCHEDULE	RPI	RPI	RPI	RPI
DIV. I ONLY	24- 4	12	1- 0	105	91	31	31	8	8	
DIV. I NON-CONF.	11- 0	1	0- 0	274	168	43	43	9	9	
TOTALS	RPI 1-25	RPI 26-50	W-L RECORDS	RPI 51-100	RPI 101-150	RPI 150+				
24- 4	0- 0	3- 2	OVERALL	5- 2	3- 0	13- 0				
11- 3	0- 0	0- 2	HOME	2- 1	1- 0	8- 0				
11- 1	0- 0	2- 0	AWAY	3- 1	2- 0	4- 0				
2- 0	0- 0	1- 0	NEUTRAL	0- 0	0- 0	1- 0				
11- 0	0- 0	1- 0	NON-CONFERENCE	2- 0	2- 0	6- 0				
6- 0	0- 0	0- 0	HOME	1- 0	1- 0	4- 0				
3- 0	0- 0	0- 0	AWAY	1- 0	1- 0	1- 0				
2- 0	0- 0	1- 0	NEUTRAL	0- 0	0- 0	1- 0				
13- 4	0- 0	2- 2	CONFERENCE	3- 2	1- 0	7- 0				
5- 3	0- 0	0- 2	HOME	1- 1	0- 0	4- 0				
8- 1	0- 0	2- 0	AWAY	2- 1	1- 0	3- 0				
0- 0	0- 0	0- 0	NEUTRAL	0- 0	0- 0	0- 0				

RPI S	Opponent	Score	RPI S	Opponent	Score	RPI S	Opponent	Score	RPI S	Opponent	Score
28	A Central Mich.	78 75	28	H Central Mich.	70 88	53	A Miami (OH)	70 66	117	H UNCW	95 72
36	A Buffalo	74 71	36	H Buffalo	43 73	75	A Toledo	50 76	125	A Northern Ill.	69 53
47	N Lamar University	87 62				75	A American	77 67	130	A IUPUI	73 66
						83	A Kent St.	69 67	151	A Akron	81 71
						83	H Kent St.	83 81	151	H Akron	92 70
						88	H Purdue	80 73	200	A Ball St.	90 75
									200	H Ball St.	94 62
									217	H Eastern Mich.	85 44
									218	A Bowling Green	82 79
									254	H Binghamton	86 49
									263	N St. Bonaventure	70 53
									264	H Western Mich.	70 56
									271	A Richmond	109 58
									281	H Cleveland St.	72 54
									319	H Coppin St.	87 62
									332	H Eastern Ky.	100 60
LAST 12 Division I GAMES:											
53	A Miami (OH)	70 66	28	A Central Mich.	78 75						
151	A Akron	81 71	151	H Akron	92 70						
36	H Buffalo	43 73	200	H Ball St.	94 62						
83	A Kent St.	69 67	53	H Miami (OH)	61 67						
264	H Western Mich.	70 56	218	A Bowling Green	82 79						
75	A Toledo	50 76	125	A Northern Ill.	69 53						

Non-Div I Games:

Ohio

■ Loss,
 ■ Non-Conf,
 ■ S Site,
 ■ H Home
 ■ A Away
 N Neutral

Average RPI Win: 127		WON-LOST	WINNING	LAST 10	STRENGTH OF	OPP. STRENGTH	TEAM	ADJ.	CONF.	ADJ CONF.
Average RPI Loss: 69		RECORD	PCT. RANK	GAMES	SCHEDULE	OF SCHEDULE	RPI	RPI	RPI	RPI
DIV. I ONLY		14- 14	170	0- 1	37	31	95	95	4	4
DIV. I NON-CONF.		4- 5	190	0- 0	117	9	181	181	6	6
TOTALS		RPI 1-25	RPI 26-50	W-L RECORDS		RPI 51-100	RPI 101-150	RPI 150+		
14- 14	1- 5	4- 1		OVERALL		1- 4	3- 3	5- 1		
9- 5	0- 3	3- 0		HOME		1- 1	1- 1	4- 0		
5- 6	1- 2	1- 1		AWAY		0- 1	2- 2	1- 0		
0- 3	0- 0	0- 0		NEUTRAL		0- 2	0- 0	0- 1		
4- 5	0- 1	1- 0		NON-CONFERENCE		1- 2	0- 2	2- 0		
4- 1	0- 0	1- 0		HOME		1- 0	0- 1	2- 0		
0- 2	0- 1	0- 0		AWAY		0- 0	0- 1	0- 0		
0- 2	0- 0	0- 0		NEUTRAL		0- 2	0- 0	0- 0		
10- 9	1- 4	3- 1		CONFERENCE		0- 2	3- 1	3- 1		
5- 4	0- 3	2- 0		HOME		0- 1	1- 0	2- 0		
5- 4	1- 1	1- 1		AWAY		0- 1	2- 1	1- 0		
0- 1	0- 0	0- 0		NEUTRAL		0- 0	0- 0	0- 1		

RPI 1-25				RPI 26-50				RPI 51-100				Team's RPI: 95				RPI 101+			
RPI	S	Opponent	Score	RPI	S	Opponent	Score	RPI	S	Opponent	Score	RPI	S	Opponent	Score	RPI	S	Opponent	Score
6	A	UConn	53 85	38	H	North Carolina	76 69	60	N	Butler	53 66	106	A	Minnesota	65 55				
9	H	Iowa	52 78	40	A	Michigan St.	77 70	65	N	Virginia Tech	73 81	116	A	Northwestern	59 76				
14	A	Maryland	69 75	40	H	Michigan St.	65 55	73	H	Cincinnati	69 56	121	H	South Fla.	47 71				
14	H	Maryland	57 70	43	A	Michigan	58 62	88	A	Purdue	42 60	138	A	Washington	59 69				
24	A	Rutgers	59 39	46	H	Indiana	55 50	91	H	Nebraska	69 78	145	A	Penn St.	76 71				
24	H	Rutgers	56 66									145	H	Penn St.	78 73				
												180	A	Wisconsin	61 50				
												180	H	Wisconsin	70 68				
												180	N	Wisconsin	63 73				
												214	H	Florida	46 41				
												220	H	Illinois	78 70				
												333	H	Detroit Mercy	55 41				
LAST 12 Division I GAMES:																			
180	N	Wisconsin	63 73	9	H	Iowa	52 78												
24	H	Rutgers	56 66	145	H	Penn St.	78 73												
180	A	Wisconsin	61 50	116	A	Northwestern	59 76												
40	A	Michigan St.	77 70	220	H	Illinois	78 70												
180	H	Wisconsin	70 68	106	A	Minnesota	65 55												
24	A	Rutgers	59 39	14	H	Maryland	57 70												

Non-Div I Games:

Ohio St.

Loss, Non-Conf, S Site, H Home A Away N Neutral

Average RPI Win:	179	WON-LOST	WINNING	LAST 10	STRENGTH OF	OPP. STRENGTH	TEAM	ADJ.	CONF.	ADJ CONF.
Average RPI Loss:	58	RECORD	PCT. RANK	GAMES	SCHEDULE	OF SCHEDULE	RPI	RPI	RPI	RPI
DIV. I ONLY	8- 22	292	0- 1	10	25	152	152	3	3	
DIV. I NON-CONF.	4- 7	228	0- 0	31	59	150	150	3	3	
TOTALS	RPI 1-25	RPI 26-50	W-L RECORDS	RPI 51-100	RPI 101-150	RPI 150+				
8- 22	0- 6	0- 7	OVERALL	1- 3	4- 6	3- 0				
6- 8	0- 4	0- 2	HOME	0- 2	4- 0	2- 0				
2- 11	0- 2	0- 4	AWAY	1- 1	0- 4	1- 0				
0- 3	0- 0	0- 1	NEUTRAL	0- 0	0- 2	0- 0				
4- 7	0- 2	0- 3	NON-CONFERENCE	0- 0	1- 2	3- 0				
3- 2	0- 2	0- 0	HOME	0- 0	1- 0	2- 0				
1- 3	0- 0	0- 2	AWAY	0- 0	0- 1	1- 0				
0- 2	0- 0	0- 1	NEUTRAL	0- 0	0- 1	0- 0				
4- 15	0- 4	0- 4	CONFERENCE	1- 3	3- 4	0- 0				
3- 6	0- 2	0- 2	HOME	0- 2	3- 0	0- 0				
1- 8	0- 2	0- 2	AWAY	1- 1	0- 3	0- 0				
0- 1	0- 0	0- 0	NEUTRAL	0- 0	0- 1	0- 0				

RPI 1-25				RPI 26-50				RPI 51-100				RPI 101+ Team's RPI: 152			
RPI	S	Opponent	Score	RPI	S	Opponent	Score	RPI	S	Opponent	Score	RPI	S	Opponent	Score
2	A	Baylor	53 87	29	A	Texas	63 73	51	A	TCU	71 86	102	N	UAB	84 89
2	H	Baylor	53 74	29	H	Texas	67 76	51	H	TCU	63 76	105	H	Western Ky.	90 83
6	H	UConn	63 72	33	A	Kansas St.	56 86	69	A	West Virginia	80 69	121	A	South Fla.	70 87
11	A	Iowa St.	78 104	33	H	Kansas St.	75 83	69	H	West Virginia	55 66	139	A	Oklahoma St.	74 84
11	H	Iowa St.	70 91	42	A	New Mexico	80 84					139	H	Oklahoma St.	75 66
22	H	DePaul	76 87	48	A	Auburn	79 95					144	A	Texas Tech	82 88
				50	N	Clemson	62 74					144	H	Texas Tech	66 61
LAST 12 Division I GAMES:															
		144	N	Texas Tech	84	104	11	H	Iowa St.	70	91				
		50	N	Clemson	62	74	2	A	Baylor	53	87				
		144	A	Texas Tech	82	88	147	H	Kansas	78	67				
		51	H	TCU	63	76	33	H	Kansas St.	75	83				
		139	H	Oklahoma St.	75	66	139	A	Oklahoma St.	74	84				
		69	A	West Virginia	80	69	29	H	Texas	67	76				

Non-Div I Games:

Oklahoma

■ Loss,
■ Non-Conf,
■ S Site,
■ H Home
■ A Away
N Neutral

Average RPI Win:	186	WON-LOST	WINNING	LAST 10	STRENGTH OF	OPP. STRENGTH	TEAM	ADJ.	CONF.	ADJ CONF.
Average RPI Loss:	55	RECORD	PCT. RANK	GAMES	SCHEDULE	OF SCHEDULE	RPI	RPI	RPI	RPI
DIV. I ONLY	14- 16	190	0- 1	61	36	139	139	3	3	
DIV. I NON-CONF.	9- 2	43	0- 0	230	200	99	99	3	3	
TOTALS	RPI 1-25	RPI 26-50	W-L RECORDS	RPI 51-100	RPI 101-150	RPI 150+				
14- 16	0- 4	0- 5	OVERALL	1- 4	3- 2	10- 1				
12- 6	0- 2	0- 2	HOME	1- 2	2- 0	9- 0				
2- 9	0- 2	0- 3	AWAY	0- 2	1- 1	1- 1				
0- 1	0- 0	0- 0	NEUTRAL	0- 0	0- 1	0- 0				
9- 2	0- 0	0- 1	NON-CONFERENCE	0- 1	0- 0	9- 0				
8- 1	0- 0	0- 0	HOME	0- 1	0- 0	8- 0				
1- 1	0- 0	0- 1	AWAY	0- 0	0- 0	1- 0				
0- 0	0- 0	0- 0	NEUTRAL	0- 0	0- 0	0- 0				
5- 14	0- 4	0- 4	CONFERENCE	1- 3	3- 2	1- 1				
4- 5	0- 2	0- 2	HOME	1- 1	2- 0	1- 0				
1- 8	0- 2	0- 2	AWAY	0- 2	1- 1	0- 1				
0- 1	0- 0	0- 0	NEUTRAL	0- 0	0- 1	0- 0				

RPI 1-25				RPI 26-50				RPI 51-100				RPI 101+ Team's RPI: 139			
RPI	S	Opponent	Score	RPI	S	Opponent	Score	RPI	S	Opponent	Score	RPI	S	Opponent	Score
2	A	Baylor	44 76	29	A	Texas	51 60	51	A	TCU	55 69	144	A	Texas Tech	78 90
2	H	Baylor	58 66	29	H	Texas	55 61	51	H	TCU	75 71	144	H	Texas Tech	65 57
11	A	Iowa St.	67 89	32	A	UCLA	59 71	58	H	Tennessee	63 76	147	A	Kansas	72 62
11	H	Iowa St.	71 84	33	A	Kansas St.	48 59	69	A	West Virginia	58 67	147	H	Kansas	72 52
				33	H	Kansas St.	58 68	69	H	West Virginia	54 77	147	N	Kansas	66 76
LAST 12 Division I GAMES:															
147	N	Kansas	66 76	11	A	Iowa St.	67 89	144	A	Texas Tech	78 90	152	A	Oklahoma	66 75
33	H	Kansas St.	58 68	29	H	Texas	55 61	152	H	Oklahoma	84 74	152	H	Oklahoma	84 74
2	A	Baylor	44 76	147	H	Kansas	72 52	51	A	TCU	55 69	162	H	Texas St.	66 55
152	A	Oklahoma	66 75	69	H	West Virginia	54 77	2	H	Baylor	58 66	163	H	UC Riverside	76 51
												165	H	Oral Roberts	89 69
												186	H	Prairie View	70 50
												190	H	Arkansas St.	62 60
												210	H	Grambling	86 40
												256	A	Wichita St.	60 47
												290	H	Samford	82 62
												336	H	Houston Baptist	77 44

Non-Div I Games:

Oklahoma St.

Old Dominion

Through Games Of March 8, 2019

Average RPI Win:	216	WON-LOST	WINNING	LAST 10	STRENGTH OF	OPP. STRENGTH	TEAM	ADJ.	CONF.	ADJ CONF.
Average RPI Loss:	90	RECORD	PCT. RANK	GAMES	SCHEDULE	OF SCHEDULE	RPI	RPI	RPI	RPI
DIV. I ONLY	20- 9	71	1- 0	148	152	96	96	14	14	
DIV. I NON-CONF.	10- 3	59	1- 0	131	181	60	60	17	17	
TOTALS	RPI 1-25	RPI 26-50	W-L RECORDS	RPI 51-100	RPI 101-150	RPI 150+				
20- 9	0- 1	0- 1	OVERALL	3- 2	1- 4	16- 1				
11- 3	0- 0	0- 0	HOME	2- 1	0- 2	9- 0				
7- 5	0- 1	0- 1	AWAY	1- 0	0- 2	6- 1				
2- 1	0- 0	0- 0	NEUTRAL	0- 1	1- 0	1- 0				
10- 3	0- 1	0- 0	NON-CONFERENCE	2- 2	1- 0	7- 0				
5- 1	0- 0	0- 0	HOME	1- 1	0- 0	4- 0				
3- 1	0- 1	0- 0	AWAY	1- 0	0- 0	2- 0				
2- 1	0- 0	0- 0	NEUTRAL	0- 1	1- 0	1- 0				
10- 6	0- 0	0- 1	CONFERENCE	1- 0	0- 4	9- 1				
6- 2	0- 0	0- 0	HOME	1- 0	0- 2	5- 0				
4- 4	0- 0	0- 1	AWAY	0- 0	0- 2	4- 1				
0- 0	0- 0	0- 0	NEUTRAL	0- 0	0- 0	0- 0				

RPI 1-25				RPI 26-50				RPI 51-100				Team's RPI: 96	RPI 101+			
RPI	S	Opponent	Score	RPI	S	Opponent	Score	RPI	S	Opponent	Score	RPI	S	Opponent	Score	
7	A	NC State	56 85	34	A	Rice	42 48	55	N	Saint Mary's (CA)	65 83	102	H	UAB	61 69	
								66	H	Middle Tenn.	70 65	105	A	Western Ky.	60 75	
								73	A	Cincinnati	76 72	107	A	Charlotte	59 69	
								93	H	VCU	60 57	107	H	Charlotte	53 60	
								94	H	Virginia	67 73	148	N	Tennessee Tech	80 73	
												159	H	William & Mary	83 69	
												168	A	Tulane	56 48	
												169	A	Louisiana Tech	70 59	
												184	A	Southern Miss.	53 50	
												192	A	North Texas	72 71	
												201	A	Marshall	48 57	
												201	H	Marshall	79 53	
												205	A	Campbell	83 59	
												233	N	Jacksonville	78 76	
												269	H	UTEP	78 59	
												279	H	Norfolk St.	69 53	
												303	H	UTSA	72 47	
												307	A	Fla. Atlantic	68 64	
												307	H	Fla. Atlantic	87 53	
												314	H	FIU	95 68	
												319	H	Coppin St.	81 51	
												339	H	Longwood	69 48	
LAST 12 Division I GAMES:																
339	H	Longwood	69 48	66	H	Middle Tenn.	70 65	102	H	UAB	61 69					
55	N	Saint Mary's (CA)	65 83	34	A	Rice	42 48	192	A	North Texas	72 71					
307	A	Fla. Atlantic	68 64	303	H	UTSA	72 47	269	H	UTEP	78 59					
201	H	Marshall	79 53													
107	H	Charlotte	53 60													
107	A	Charlotte	59 69													

Non-Div I Games:

Old Dominion

Loss, Non-Conf, S Site, H Home A Away N Neutral

Average RPI Win:	221	WON-LOST	WINNING	LAST 10	STRENGTH OF	OPP. STRENGTH	TEAM	ADJ.	CONF.	ADJ CONF.
Average RPI Loss:	90	RECORD	PCT. RANK	GAMES	SCHEDULE	OF SCHEDULE	RPI	RPI	RPI	RPI
DIV. I ONLY	9- 22	280	0- 1	81	76	235	235	5	5	
DIV. I NON-CONF.	6- 8	199	0- 0	156	229	249	249	5	5	
TOTALS	RPI 1-25	RPI 26-50	W-L RECORDS	RPI 51-100	RPI 101-150	RPI 150+				
9- 22	1- 5	0- 2	OVERALL	0- 7	0- 3	8- 5				
8- 10	0- 2	0- 1	HOME	0- 5	0- 1	8- 1				
1- 8	1- 2	0- 1	AWAY	0- 1	0- 1	0- 3				
0- 4	0- 1	0- 0	NEUTRAL	0- 1	0- 1	0- 1				
6- 8	0- 1	0- 0	NON-CONFERENCE	0- 3	0- 2	6- 2				
6- 4	0- 0	0- 0	HOME	0- 2	0- 1	6- 1				
0- 1	0- 0	0- 0	AWAY	0- 0	0- 0	0- 1				
0- 3	0- 1	0- 0	NEUTRAL	0- 1	0- 1	0- 0				
3- 14	1- 4	0- 2	CONFERENCE	0- 4	0- 1	2- 3				
2- 6	0- 2	0- 1	HOME	0- 3	0- 0	2- 0				
1- 7	1- 2	0- 1	AWAY	0- 1	0- 1	0- 2				
0- 1	0- 0	0- 0	NEUTRAL	0- 0	0- 0	0- 1				

RPI S	Opponent	Score	RPI S	Opponent	Score	RPI S	Opponent	Score	RPI S	Opponent	Score	Team's RPI: 235
6 N	UConn	50 90	27 A	Missouri	55 78	51 H	TCU	50 55	112 A	Georgia	56 78	
8 A	Mississippi St.	49 80	48 H	Auburn	51 64	58 H	Tennessee	56 81	118 N	St. John's (NY)	59 64	
8 H	Mississippi St.	66 80				81 A	Arkansas	61 73	130 H	IUPUI	58 66	
16 H	Texas A&M	60 72				81 H	Arkansas	55 85	158 A	Alabama	43 46	
19 A	South Carolina	42 76				82 H	LSU	41 55	166 H	Temple	62 55	
21 A	Kentucky	55 49				88 N	Purdue	59 70	169 A	Louisiana Tech	71 80	
						89 H	Troy	54 71	204 A	Vanderbilt	68 80	
									204 H	Vanderbilt	65 60	
									213 H	Jacksonville St.	49 60	
									214 H	Florida	76 66	
									214 N	Florida	57 64	
									231 H	North Florida	82 69	
									264 H	Western Mich.	69 66	
									265 H	Louisiana	79 57	
									279 H	Norfolk St.	60 42	
									345 H	Savannah St.	74 51	
LAST 12 Division I GAMES:												
214 N	Florida	57 64	204 H	Vanderbilt	65 60							
58 H	Tennessee	56 81	19 A	South Carolina	42 76							
158 A	Alabama	43 46	16 H	Texas A&M	60 72							
81 A	Arkansas	61 73	48 H	Auburn	51 64							
8 H	Mississippi St.	66 80	8 A	Mississippi St.	49 80							
112 A	Georgia	56 78	204 A	Vanderbilt	68 80							

Non-Div I Games:

Ole Miss

■ Loss,
 ■ Non-Conf, S Site,
 ■ Home
 ■ Away
 N Neutral

Average RPI Win:	328	WON-LOST	WINNING	LAST 10	STRENGTH OF	OPP. STRENGTH	TEAM	ADJ.	CONF.	ADJ CONF.
Average RPI Loss:	153	RECORD	PCT. RANK	GAMES	SCHEDULE	OF SCHEDULE	RPI	RPI	RPI	RPI
DIV. I ONLY	6- 21	307	1- 0	271	244	317	317	19	19	
DIV. I NON-CONF.	4- 7	228	1- 0	264	291	278	278	19	19	
TOTALS	RPI 1-25	RPI 26-50	W-L RECORDS	RPI 51-100	RPI 101-150	RPI 150+				
6- 21	0- 0	0- 5	OVERALL	0- 2	0- 2	6- 12				
4- 8	0- 0	0- 2	HOME	0- 0	0- 1	4- 5				
1- 12	0- 0	0- 3	AWAY	0- 2	0- 1	1- 6				
1- 1	0- 0	0- 0	NEUTRAL	0- 0	0- 0	1- 1				
4- 7	0- 0	0- 1	NON-CONFERENCE	0- 2	0- 2	4- 2				
2- 2	0- 0	0- 0	HOME	0- 0	0- 1	2- 1				
1- 4	0- 0	0- 1	AWAY	0- 2	0- 1	1- 0				
1- 1	0- 0	0- 0	NEUTRAL	0- 0	0- 0	1- 1				
2- 14	0- 0	0- 4	CONFERENCE	0- 0	0- 0	2- 10				
2- 6	0- 0	0- 2	HOME	0- 0	0- 0	2- 4				
0- 8	0- 0	0- 2	AWAY	0- 0	0- 0	0- 6				
0- 0	0- 0	0- 0	NEUTRAL	0- 0	0- 0	0- 0				

RPI S	Opponent	Score	RPI S	Opponent	Score	RPI S	Opponent	Score	RPI S	Opponent	Score	Team's RPI: 317
30	A South Dakota St.	47 81	78	A UNI	50 79	134	H CSUN	52 64				
30	H South Dakota St.	38 82	99	A Creighton	51 66	143	A Montana St.	56 59				
33	A Kansas St.	46 61				153	A Denver	76 82				
37	A South Dakota	33 78				153	H Denver	68 95				
37	H South Dakota	49 80				155	H Bradley	60 80				
						165	A Oral Roberts	64 65				
						165	H Oral Roberts	56 71				
						205	N Campbell	52 65				
						230	A Western Ill.	70 78				
						230	H Western Ill.	67 79				
						241	A North Dakota	57 68				
						241	H North Dakota	68 69				
						282	H CSU Bakersfield	53 46				
						326	A North Dakota St.	48 55				
						326	H North Dakota St.	78 61				
						333	A Detroit Mercy	51 42				
						338	A Purdue Fort Wayne	48 56				
						338	H Purdue Fort Wayne	70 61				
						341	H USC Upstate	96 69				
						346	N Florida A&M	57 50				
LAST 12 Division I GAMES:												
346	N Florida A&M	57 50	230	H Western Ill.	67 79							
153	A Denver	76 82	37	A South Dakota	33 78							
165	A Oral Roberts	64 65	241	H North Dakota	68 69							
326	A North Dakota St.	48 55	30	A South Dakota St.	47 81							
338	H Purdue Fort Wayne	70 61	338	A Purdue Fort Wayne	48 56							
30	H South Dakota St.	38 82	37	H South Dakota	49 80							

Non-Div I Games: Peru St. 91 44 Graceland (IA) 81 39

Omaha

Loss, Non-Conf, S Site, H Home A Away N Neutral

Oral Roberts

Through Games Of March 8, 2019

Average RPI Win:	267	WON-LOST	WINNING	LAST 10	STRENGTH OF	OPP. STRENGTH	TEAM	ADJ.	CONF.	ADJ CONF.
Average RPI Loss:	95	RECORD	PCT. RANK	GAMES	SCHEDULE	OF SCHEDULE	RPI	RPI	RPI	RPI
DIV. I ONLY	15- 12	141	1- 0	234	175	165	165	19	19	
DIV. I NON-CONF.	5- 6	177	0- 0	199	89	170	170	19	19	
TOTALS	RPI 1-25	RPI 26-50	W-L RECORDS	RPI 51-100	RPI 101-150	RPI 150+				
15- 12	0- 1	0- 4	OVERALL	0- 2	0- 2	15- 3				
7- 5	0- 0	0- 2	HOME	0- 1	0- 0	7- 2				
8- 7	0- 1	0- 2	AWAY	0- 1	0- 2	8- 1				
0- 0	0- 0	0- 0	NEUTRAL	0- 0	0- 0	0- 0				
5- 6	0- 1	0- 0	NON-CONFERENCE	0- 2	0- 2	5- 1				
2- 2	0- 0	0- 0	HOME	0- 1	0- 0	2- 1				
3- 4	0- 1	0- 0	AWAY	0- 1	0- 2	3- 0				
0- 0	0- 0	0- 0	NEUTRAL	0- 0	0- 0	0- 0				
10- 6	0- 0	0- 4	CONFERENCE	0- 0	0- 0	10- 2				
5- 3	0- 0	0- 2	HOME	0- 0	0- 0	5- 1				
5- 3	0- 0	0- 2	AWAY	0- 0	0- 0	5- 1				
0- 0	0- 0	0- 0	NEUTRAL	0- 0	0- 0	0- 0				

RPI 1-25				RPI 26-50				RPI 51-100				RPI 101+				Team's RPI: 165
RPI	S	Opponent	Score	RPI	S	Opponent	Score	RPI	S	Opponent	Score	RPI	S	Opponent	Score	
9	A	Iowa	77 90	30	A	South Dakota St.	55 68	79	H	UT Arlington	62 80	139	A	Oklahoma St.	69 89	
				30	H	South Dakota St.	65 74	81	A	Arkansas	61 74	147	A	Kansas	58 70	
				37	A	South Dakota	64 75					153	A	Denver	76 93	
				37	H	South Dakota	72 76					153	H	Denver	74 66	
												161	H	Tulsa	68 76	
												162	A	Texas St.	81 64	
												174	A	Sam Houston St.	73 62	
												230	A	Western Ill.	92 85	
												230	H	Western Ill.	68 64	
												234	H	UMKC	75 64	
												241	A	North Dakota	80 58	
												241	H	North Dakota	67 75	
												283	H	Southern Utah	64 59	
												317	A	Omaha	71 56	
												317	H	Omaha	65 64	
												326	A	North Dakota St.	65 54	
												326	H	North Dakota St.	101 72	
												336	A	Houston Baptist	74 56	
												338	A	Purdue Fort Wayne	72 61	
												338	H	Purdue Fort Wayne	66 56	
LAST 12 Division I GAMES:																
				317	H	Omaha	65 64					30	H	South Dakota St.	65 74	
				230	A	Western Ill.	92 85					338	H	Purdue Fort Wayne	66 56	
				241	A	North Dakota	80 58					326	H	North Dakota St.	101 72	
				326	A	North Dakota St.	65 54					153	A	Denver	76 93	
				37	A	South Dakota	64 75					37	H	South Dakota	72 76	
				153	H	Denver	74 66					30	A	South Dakota St.	55 68	

Non-Div I Games: Harris-Stowe 74 46 Cent. Christian (KS94 47

Oral Roberts

Loss, Non-Conf, S Site, H Home A Away N Neutral

Average RPI Win:	96	WON-LOST	WINNING	LAST 10	STRENGTH OF	OPP. STRENGTH	TEAM	ADJ.	CONF.	ADJ CONF.
Average RPI Loss:	32	RECORD	PCT. RANK	GAMES	SCHEDULE	OF SCHEDULE	RPI	RPI	RPI	RPI
DIV. I ONLY	27- 3	6	1- 0	15	11	5	5	2	2	
DIV. I NON-CONF.	10- 1	17	0- 0	24	33	7	7	2	2	
TOTALS	RPI 1-25	RPI 26-50	W-L RECORDS	RPI 51-100	RPI 101-150	RPI 150+				
27- 3	6- 1	4- 2	OVERALL	7- 0	2- 0	8- 0				
14- 1	4- 0	1- 1	HOME	3- 0	1- 0	5- 0				
11- 2	2- 1	3- 1	AWAY	3- 0	1- 0	2- 0				
2- 0	0- 0	0- 0	NEUTRAL	1- 0	0- 0	1- 0				
10- 1	2- 0	2- 1	NON-CONFERENCE	1- 0	0- 0	5- 0				
6- 0	2- 0	1- 0	HOME	0- 0	0- 0	3- 0				
3- 1	0- 0	1- 1	AWAY	1- 0	0- 0	1- 0				
1- 0	0- 0	0- 0	NEUTRAL	0- 0	0- 0	1- 0				
17- 2	4- 1	2- 1	CONFERENCE	6- 0	2- 0	3- 0				
8- 1	2- 0	0- 1	HOME	3- 0	1- 0	2- 0				
8- 1	2- 1	2- 0	AWAY	2- 0	1- 0	1- 0				
1- 0	0- 0	0- 0	NEUTRAL	1- 0	0- 0	0- 0				

RPI	S	Opponent	Score	RPI	S	Opponent	Score	RPI	S	Opponent	Score	RPI	S	Opponent	Score
4	A	Stanford	88 48	30	A	South Dakota St.	87 79	52	A	Southern California	93 53	138	A	Washington	76 57
8	H	Mississippi St.	82 74	32	A	UCLA	72 52	52	H	Southern California	96 78	138	H	Washington	84 71
10	H	Syracuse	75 73	32	H	UCLA	69 74	55	A	Saint Mary's (CA)	79 55	157	A	Washington St.	79 64
23	A	Arizona St.	66 59	36	H	Buffalo	102 82	87	A	Arizona	83 54	157	H	Washington St.	98 58
23	H	Arizona St.	77 71	39	A	California	105 82	87	H	Arizona	93 60	163	N	UC Riverside	94 44
25	A	Oregon St.	62 67	40	A	Michigan St.	82 88	87	N	Arizona	77 63	172	H	Colorado	102 43
25	H	Oregon St.	77 68					92	H	Utah	87 65	179	A	Utah St.	88 58
												181	H	UC Irvine	115 69
												272	H	Long Beach St.	110 48
												291	H	Air Force	82 36
LAST 12 Division I GAMES:															
87	N	Arizona	77 63	25	H	Oregon St.	77 68								
23	A	Arizona St.	66 59	4	A	Stanford	88 48								
87	A	Arizona	83 54	39	A	California	105 82								
52	H	Southern California	96 78	172	H	Colorado	102 43								
32	H	UCLA	69 74	92	H	Utah	87 65								
25	A	Oregon St.	62 67	138	A	Washington	76 57								

Non-Div I Games: Alas. Fairbanks 115 36

Oregon

■ Loss,
 ■ Non-Conf, S Site,
 ■ Home
 ■ Away
 N Neutral

Average RPI Win:	128	WON-LOST	WINNING	LAST 10	STRENGTH OF	OPP. STRENGTH	TEAM	ADJ.	CONF.	ADJ CONF.
Average RPI Loss:	30	RECORD	PCT. RANK	GAMES	SCHEDULE	OF SCHEDULE	RPI	RPI	RPI	RPI
DIV. I ONLY	24- 7	37	0- 1	67	5	25	25	2	2	
DIV. I NON-CONF.	10- 2	37	0- 0	198	19	62	62	2	2	
TOTALS	RPI 1-25	RPI 26-50	W-L RECORDS	RPI 51-100	RPI 101-150	RPI 150+				
24- 7	2- 6	3- 0	OVERALL	7- 0	3- 1	9- 0				
15- 1	1- 1	1- 0	HOME	5- 0	1- 0	7- 0				
6- 3	0- 3	2- 0	AWAY	2- 0	1- 0	1- 0				
3- 3	1- 2	0- 0	NEUTRAL	0- 0	1- 1	1- 0				
10- 2	1- 2	0- 0	NON-CONFERENCE	2- 0	1- 0	6- 0				
7- 0	0- 0	0- 0	HOME	2- 0	0- 0	5- 0				
0- 0	0- 0	0- 0	AWAY	0- 0	0- 0	0- 0				
3- 2	1- 2	0- 0	NEUTRAL	0- 0	1- 0	1- 0				
14- 5	1- 4	3- 0	CONFERENCE	5- 0	2- 1	3- 0				
8- 1	1- 1	1- 0	HOME	3- 0	1- 0	2- 0				
6- 3	0- 3	2- 0	AWAY	2- 0	1- 0	1- 0				
0- 1	0- 0	0- 0	NEUTRAL	0- 0	0- 1	0- 0				

RPI 1-25				Team's RPI: 25		RPI 26-50				RPI 51-100				RPI 101+					
RPI	S	Opponent	Score		RPI	S	Opponent	Score		RPI	S	Opponent	Score		RPI	S	Opponent	Score	
1	N	Notre Dame	81	91	32	A	UCLA	83	73	52	A	Southern California	76	52	105	N	Western Ky.	74	60
4	A	Stanford	44	61	32	H	UCLA	75	72	52	H	Southern California	68	61	138	A	Washington	86	39
5	A	Oregon	68	77	39	A	California	82	74	55	H	Saint Mary's (CA)	89	56	138	H	Washington	78	67
5	H	Oregon	67	62						80	H	Duke	71	57	138	N	Washington	67	68
16	N	Texas A&M	70	76						87	A	Arizona	65	60	157	A	Washington St.	52	35
19	N	South Carolina	70	68						87	H	Arizona	86	64	157	H	Washington St.	76	69
23	A	Arizona St.	54	66						92	H	Utah	71	63	164	H	Santa Clara	82	31
23	H	Arizona St.	76	79											172	H	Colorado	89	65
															185	N	Eastern Wash.	93	45
															282	H	CSU Bakersfield	92	52
															286	H	La Salle	100	46
															316	H	Cal Poly	79	54
															348	H	Ark.-Pine Bluff	89	33
LAST 12 Division I GAMES:																			
138	N	Washington	67	68	52	H	Southern California	68	61										
1	N	Notre Dame	81	91	5	H	Oregon	67	62										
19	N	South Carolina	70	68	5	A	Oregon	68	77										
87	A	Arizona	65	60	39	A	California	82	74										
23	A	Arizona St.	54	66	4	A	Stanford	44	61										
32	H	UCLA	75	72	92	H	Utah	71	63										

Non-Div I Games:

Oregon St.

Average RPI Win:	203	WON-LOST	WINNING	LAST 10	STRENGTH OF	OPP. STRENGTH	TEAM	ADJ.	CONF.	ADJ CONF.
Average RPI Loss:	56	RECORD	PCT. RANK	GAMES	SCHEDULE	OF SCHEDULE	RPI	RPI	RPI	RPI
DIV. I ONLY	18- 11	106	1- 0	94	97	90	90	7	7	
DIV. I NON-CONF.	7- 3	83	0- 0	157	207	74	74	7	7	
TOTALS	RPI 1-25	RPI 26-50	W-L RECORDS	RPI 51-100	RPI 101-150	RPI 150+				
18- 11	0- 3	0- 4	OVERALL	4- 2	1- 1	13- 1				
9- 4	0- 1	0- 1	HOME	2- 1	1- 0	6- 1				
8- 6	0- 2	0- 2	AWAY	2- 1	0- 1	6- 0				
1- 1	0- 0	0- 1	NEUTRAL	0- 0	0- 0	1- 0				
7- 3	0- 1	0- 2	NON-CONFERENCE	2- 0	0- 0	5- 0				
4- 0	0- 0	0- 0	HOME	1- 0	0- 0	3- 0				
3- 2	0- 1	0- 1	AWAY	1- 0	0- 0	2- 0				
0- 1	0- 0	0- 1	NEUTRAL	0- 0	0- 0	0- 0				
11- 8	0- 2	0- 2	CONFERENCE	2- 2	1- 1	8- 1				
5- 4	0- 1	0- 1	HOME	1- 1	1- 0	3- 1				
5- 4	0- 1	0- 1	AWAY	1- 1	0- 1	4- 0				
1- 0	0- 0	0- 0	NEUTRAL	0- 0	0- 0	1- 0				

RPI 1-25				RPI 26-50				RPI 51-100 Team's RPI: 90				RPI 101+			
RPI	S	Opponent	Score	RPI	S	Opponent	Score	RPI	S	Opponent	Score	RPI	S	Opponent	Score
13	A	Gonzaga	65 88	35	A	BYU	49 75	55	A	Saint Mary's (CA)	62 75	104	A	Pepperdine	76 96
13	H	Gonzaga	51 63	35	H	BYU	74 77	55	H	Saint Mary's (CA)	76 67	104	H	Pepperdine	78 67
15	A	UCF	57 64	39	N	California	69 81	61	H	Wyoming	70 64	164	A	Santa Clara	74 70
				47	A	Lamar University	66 82	85	A	UC Davis	83 80	164	H	Santa Clara	83 88
								98	A	Loyola Marymount	81 75	164	N	Santa Clara	76 60
								98	H	Loyola Marymount	67 72	188	A	Portland	76 66
												188	H	Portland	87 77
												250	A	San Francisco	85 75
												250	H	San Francisco	74 48
												251	A	Cal St. Fullerton	72 64
												270	A	San Diego	70 53
												270	H	San Diego	79 47
												293	A	San Jose St.	91 67
												295	H	UC Santa Barbara	69 53
												326	H	North Dakota St.	75 68
												343	H	Seattle U	75 61
LAST 12 Division I GAMES:															
164	N	Santa Clara	76 60	35	A	BYU	49 75	270	A	San Diego	70 53				
55	A	Saint Mary's (CA)	62 75	188	H	Portland	87 77	13	H	Gonzaga	51 63				
98	A	Loyola Marymount	81 75	104	H	Pepperdine	78 67	104	H	Pepperdine	78 67				
104	A	Pepperdine	76 96	250	H	San Francisco	74 48	98	H	Loyola Marymount	67 72				

Non-Div I Games:

Pacific

■ Loss,
■ Non-Conf,
■ S Site,
■ H Home
■ A Away
N Neutral

Average RPI Win:	206	WON-LOST	WINNING	LAST 10	STRENGTH OF	OPP. STRENGTH	TEAM	ADJ.	CONF.	ADJ CONF.
Average RPI Loss:	49	RECORD	PCT. RANK	GAMES	SCHEDULE	OF SCHEDULE	RPI	RPI	RPI	RPI
DIV. I ONLY	20- 5	24	1- 0	165	113	56	56	11	11	
DIV. I NON-CONF.	9- 3	62	0- 0	222	103	92	92	11	11	
TOTALS	RPI 1-25	RPI 26-50	W-L RECORDS	RPI 51-100	RPI 101-150	RPI 150+				
20- 5	0- 1	0- 1	OVERALL	3- 3	2- 0	15- 0				
10- 2	0- 0	0- 1	HOME	1- 1	1- 0	8- 0				
10- 2	0- 1	0- 0	AWAY	2- 1	1- 0	7- 0				
0- 1	0- 0	0- 0	NEUTRAL	0- 1	0- 0	0- 0				
9- 3	0- 1	0- 1	NON-CONFERENCE	1- 1	0- 0	8- 0				
4- 1	0- 0	0- 1	HOME	0- 0	0- 0	4- 0				
5- 1	0- 1	0- 0	AWAY	1- 0	0- 0	4- 0				
0- 1	0- 0	0- 0	NEUTRAL	0- 1	0- 0	0- 0				
11- 2	0- 0	0- 0	CONFERENCE	2- 2	2- 0	7- 0				
6- 1	0- 0	0- 0	HOME	1- 1	1- 0	4- 0				
5- 1	0- 0	0- 0	AWAY	1- 1	1- 0	3- 0				
0- 0	0- 0	0- 0	NEUTRAL	0- 0	0- 0	0- 0				

RPI 1-25				RPI 26-50				RPI 51-100				Team's RPI: 56	RPI 101+			
RPI	S	Opponent	Score	RPI	S	Opponent	Score	RPI	S	Opponent	Score		RPI	S	Opponent	Score
1	A	Notre Dame	55 75	45	H	Villanova	50 58	57	A	Princeton	66 60		128	A	Yale	65 56
								57	H	Princeton	53 68		128	H	Yale	54 48
								59	N	Maine	46 47		166	H	Temple	71 62
								70	A	Drexel	55 39		196	A	Dartmouth	60 44
								84	A	Harvard	72 80		196	H	Dartmouth	56 52
								84	H	Harvard	75 70		206	A	Cornell	59 46
													206	H	Cornell	69 58
													208	A	Stetson	75 53
													232	H	Saint Joseph's	65 45
													249	A	Navy	65 61
													253	A	Columbia	72 60
													253	H	Columbia	79 56
													276	A	Siena	58 51
													286	H	La Salle	65 34
													288	H	Brown	83 43
													313	A	Iona	66 43
													322	H	NJIT	85 42
LAST 12 Division I GAMES:																
128	A	Yale	65 56	84	A	Harvard	72 80									
196	H	Dartmouth	56 52	196	A	Dartmouth	60 44									
84	H	Harvard	75 70	128	H	Yale	54 48									
57	H	Princeton	53 68	288	H	Brown	83 43									
206	H	Cornell	69 58	253	A	Columbia	72 60									
253	H	Columbia	79 56	206	A	Cornell	59 46									

Non-Div I Games: Haverford 81 46

Penn

Average RPI Win:	164	WON-LOST	WINNING	LAST 10	STRENGTH OF	OPP. STRENGTH	TEAM	ADJ.	CONF.	ADJ CONF.
Average RPI Loss:	68	RECORD	PCT. RANK	GAMES	SCHEDULE	OF SCHEDULE	RPI	RPI	RPI	RPI
DIV. I ONLY	12- 18	226	0- 1	33	70	145	145	4	4	
DIV. I NON-CONF.	7- 4	108	0- 0	44	124	94	94	6	6	
TOTALS	RPI 1-25	RPI 26-50	W-L RECORDS	RPI 51-100	RPI 101-150	RPI 150+				
12- 18	0- 6	0- 4	OVERALL	4- 3	1- 4	7- 1				
9- 9	0- 3	0- 2	HOME	3- 2	1- 2	5- 0				
3- 8	0- 3	0- 2	AWAY	1- 1	0- 2	2- 0				
0- 1	0- 0	0- 0	NEUTRAL	0- 0	0- 0	0- 1				
7- 4	0- 1	0- 1	NON-CONFERENCE	3- 0	1- 2	3- 0				
6- 3	0- 0	0- 1	HOME	2- 0	1- 2	3- 0				
1- 1	0- 1	0- 0	AWAY	1- 0	0- 0	0- 0				
0- 0	0- 0	0- 0	NEUTRAL	0- 0	0- 0	0- 0				
5- 14	0- 5	0- 3	CONFERENCE	1- 3	0- 2	4- 1				
3- 6	0- 3	0- 1	HOME	1- 2	0- 0	2- 0				
2- 7	0- 2	0- 2	AWAY	0- 1	0- 2	2- 0				
0- 1	0- 0	0- 0	NEUTRAL	0- 0	0- 0	0- 1				

RPI	S	Opponent	Score	RPI	S	Opponent	Score	RPI	S	Opponent	Score	RPI	S	Opponent	Score	Team's RPI: 145
9	H	Iowa	61 81	39	H	California	58 75	57	H	Princeton	79 71	106	A	Minnesota	67 97	
14	A	Maryland	67 79	40	A	Michigan St.	48 57	75	H	American	80 59	116	A	Northwestern	63 78	
14	H	Maryland	61 77	43	H	Michigan	62 66	88	H	Purdue	72 61	119	H	Providence	74 72	
20	A	Florida St.	58 87	46	A	Indiana	75 83	91	H	Nebraska	74 79	133	H	Duquesne	58 64	
24	A	Rutgers	61 74					95	A	Ohio St.	73 78	137	H	Stony Brook	70 81	
24	H	Rutgers	61 69					95	H	Ohio St.	71 76	180	A	Wisconsin	65 59	
								97	A	Fordham	72 55	180	H	Wisconsin	71 64	
												180	N	Wisconsin	57 65	
												220	A	Illinois	76 65	
												220	H	Illinois	62 48	
												233	H	Jacksonville	80 61	
												241	H	North Dakota	75 68	
												263	H	St. Bonaventure	80 65	
LAST 12 Division I GAMES:																
180	N	Wisconsin	57 65	43	H	Michigan	62 66									
91	H	Nebraska	74 79	95	A	Ohio St.	73 78									
220	A	Illinois	76 65	9	H	Iowa	61 81									
88	H	Purdue	72 61	40	A	Michigan St.	48 57									
106	A	Minnesota	67 97	24	H	Rutgers	61 69									
116	A	Northwestern	63 78	180	A	Wisconsin	65 59									

Non-Div I Games:

Penn St.

■ Loss,
 ■ Non-Conf, S Site,
 ■ Home
 ■ Away
 N Neutral

Pepperdine

Through Games Of March 8, 2019

Average RPI Win:	201	WON-LOST	WINNING	LAST 10	STRENGTH OF	OPP. STRENGTH	TEAM	ADJ.	CONF.	ADJ CONF.
Average RPI Loss:	108	RECORD	PCT. RANK	GAMES	SCHEDULE	OF SCHEDULE	RPI	RPI	RPI	RPI
DIV. I ONLY	18- 10	97	0- 0	207	92	104	104	7	7	
DIV. I NON-CONF.	6- 4	125	0- 0	345	207	215	215	7	7	
TOTALS	RPI 1-25	RPI 26-50	W-L RECORDS	RPI 51-100	RPI 101-150	RPI 150+				
18- 10	0- 2	1- 1	OVERALL	4- 2	0- 2	13- 3				
9- 1	0- 1	1- 0	HOME	3- 0	0- 0	5- 0				
7- 8	0- 1	0- 1	AWAY	1- 2	0- 2	6- 2				
2- 1	0- 0	0- 0	NEUTRAL	0- 0	0- 0	2- 1				
6- 4	0- 0	0- 0	NON-CONFERENCE	0- 0	0- 2	6- 2				
1- 0	0- 0	0- 0	HOME	0- 0	0- 0	1- 0				
3- 3	0- 0	0- 0	AWAY	0- 0	0- 2	3- 1				
2- 1	0- 0	0- 0	NEUTRAL	0- 0	0- 0	2- 1				
12- 6	0- 2	1- 1	CONFERENCE	4- 2	0- 0	7- 1				
8- 1	0- 1	1- 0	HOME	3- 0	0- 0	4- 0				
4- 5	0- 1	0- 1	AWAY	1- 2	0- 0	3- 1				
0- 0	0- 0	0- 0	NEUTRAL	0- 0	0- 0	0- 0				

RPI 1-25				RPI 26-50				RPI 51-100				RPI 101+ Team's RPI: 104			
RPI	S	Opponent	Score	RPI	S	Opponent	Score	RPI	S	Opponent	Score	RPI	S	Opponent	Score
13	A	Gonzaga	60 83	35	A	BYU	58 83	55	A	Saint Mary's (CA)	68 79	108	A	Idaho St.	63 65
13	H	Gonzaga	54 79	35	H	BYU	79 65	55	H	Saint Mary's (CA)	77 72	119	A	Providence	47 66
								90	A	Pacific	67 78	164	A	Santa Clara	76 74
								90	H	Pacific	96 76	164	H	Santa Clara	74 48
								98	A	Loyola Marymount	73 55	172	A	Colorado	65 80
								98	H	Loyola Marymount	95 86	188	A	Portland	63 85
												188	H	Portland	82 68
												215	A	Hawaii	65 64
												240	N	Northern Ky.	51 46
												250	A	San Francisco	72 66
												250	H	San Francisco	69 50
												257	N	Sacramento St.	113 97
												270	A	San Diego	74 55
												270	H	San Diego	88 65
												286	N	La Salle	55 62
												316	A	Cal Poly	70 63
												321	H	Weber St.	68 47
												343	A	Seattle U	78 64
LAST 12 Division I GAMES:															
188	A	Portland	63 85	250	A	San Francisco	72 66								
13	A	Gonzaga	60 83	35	H	BYU	79 65								
55	H	Saint Mary's (CA)	77 72	270	H	San Diego	88 65								
90	H	Pacific	96 76	90	A	Pacific	67 78								
98	A	Loyola Marymount	73 55	55	A	Saint Mary's (CA)	68 79								
164	A	Santa Clara	76 74	98	H	Loyola Marymount	95 86								

Non-Div I Games: Cal St. L.A. 80 56

Pepperdine

Loss, Non-Conf, S Site, H Home A Away N Neutral

Pittsburgh

Through Games Of March 8, 2019

Average RPI Win:	146	WON-LOST	WINNING	LAST 10	STRENGTH OF	OPP. STRENGTH	TEAM	ADJ.	CONF.	ADJ CONF.
Average RPI Loss:	54	RECORD	PCT. RANK	GAMES	SCHEDULE	OF SCHEDULE	RPI	RPI	RPI	RPI
DIV. I ONLY	11- 20	257	0- 1	13	20	124	124	1	1	
DIV. I NON-CONF.	9- 5	104	0- 0	59	127	83	83	1	1	
TOTALS	RPI 1-25	RPI 26-50	W-L RECORDS	RPI 51-100	RPI 101-150	RPI 150+				
11- 20	0- 9	1- 1	OVERALL	3- 7	4- 2	3- 1				
6- 10	0- 4	1- 1	HOME	2- 3	1- 2	2- 0				
3- 8	0- 5	0- 0	AWAY	0- 3	3- 0	0- 0				
2- 2	0- 0	0- 0	NEUTRAL	1- 1	0- 0	1- 1				
9- 5	0- 1	0- 0	NON-CONFERENCE	3- 2	3- 1	3- 1				
5- 3	0- 1	0- 0	HOME	2- 1	1- 1	2- 0				
2- 1	0- 0	0- 0	AWAY	0- 1	2- 0	0- 0				
2- 1	0- 0	0- 0	NEUTRAL	1- 0	0- 0	1- 1				
2- 15	0- 8	1- 1	CONFERENCE	0- 5	1- 1	0- 0				
1- 7	0- 3	1- 1	HOME	0- 2	0- 1	0- 0				
1- 7	0- 5	0- 0	AWAY	0- 2	1- 0	0- 0				
0- 1	0- 0	0- 0	NEUTRAL	0- 1	0- 0	0- 0				

RPI S	Opponent	Score	RPI S	Opponent	Score	RPI S	Opponent	Score	RPI S	Opponent	Score	Team's RPI: 124
1	A Notre Dame	44 100	38	H North Carolina	91 78	62	A Georgia Tech	55 67	115	H Youngstown St.	55 64	
3	A Louisville	42 70	50	H Clemson	59 65	65	H Virginia Tech	58 74	116	A Northwestern	52 49	
3	H Louisville	40 67				69	H West Virginia	43 77	117	H UNCW	60 56	
7	A NC State	34 63				71	A Georgetown	41 70	129	H Boston College	55 59	
10	A Syracuse	63 90				73	H Cincinnati	65 48	133	A Duquesne	66 58	
10	H Syracuse	50 82				80	A Duke	55 74	146	A Wake Forest	70 64	
15	H UCF	58 61				80	N Duke	64 86	180	N Wisconsin	42 57	
18	H Miami (FL)	51 65				81	N Arkansas	61 54	209	H Saint Francis (PA)	78 75	
20	A Florida St.	46 78				94	H Virginia	57 74	287	H New Orleans	90 38	
						97	H Fordham	65 62	304	N Tennessee St.	78 56	
LAST 12 Division I GAMES:												
80	N Duke	64 86	18	H Miami (FL)	51 65							
3	H Louisville	40 67	62	A Georgia Tech	55 67							
146	A Wake Forest	70 64	80	A Duke	55 74							
10	A Syracuse	63 90	65	H Virginia Tech	58 74							
20	A Florida St.	46 78	3	A Louisville	42 70							
38	H North Carolina	91 78	94	H Virginia	57 74							

Non-Div I Games:

Pittsburgh

■ Loss,
 ■ Non-Conf, S Site,
 ■ Home
 ■ Away
 N Neutral

Portland

Through Games Of March 8, 2019

Average RPI Win:	245	WON-LOST	WINNING	LAST 10	STRENGTH OF	OPP. STRENGTH	TEAM	ADJ.	CONF.	ADJ CONF.
Average RPI Loss:	98	RECORD	PCT. RANK	GAMES	SCHEDULE	OF SCHEDULE	RPI	RPI	RPI	RPI
DIV. I ONLY	11- 17	231	0- 1	124	114	188	188	7	7	
DIV. I NON-CONF.	6- 3	91	0- 0	221	330	144	144	7	7	
TOTALS	RPI 1-25	RPI 26-50	W-L RECORDS	RPI 51-100	RPI 101-150	RPI 150+				
11- 17	0- 2	0- 2	OVERALL	0- 7	1- 2	10- 4				
6- 7	0- 1	0- 1	HOME	0- 3	1- 0	5- 2				
5- 8	0- 1	0- 1	AWAY	0- 3	0- 2	5- 1				
0- 2	0- 0	0- 0	NEUTRAL	0- 1	0- 0	0- 1				
6- 3	0- 0	0- 0	NON-CONFERENCE	0- 1	0- 1	6- 1				
3- 1	0- 0	0- 0	HOME	0- 0	0- 0	3- 1				
3- 1	0- 0	0- 0	AWAY	0- 0	0- 1	3- 0				
0- 1	0- 0	0- 0	NEUTRAL	0- 1	0- 0	0- 0				
5- 14	0- 2	0- 2	CONFERENCE	0- 6	1- 1	4- 3				
3- 6	0- 1	0- 1	HOME	0- 3	1- 0	2- 1				
2- 7	0- 1	0- 1	AWAY	0- 3	0- 1	2- 1				
0- 1	0- 0	0- 0	NEUTRAL	0- 0	0- 0	0- 1				

RPI S Opponent	Score	RPI S Opponent	Score	RPI S Opponent	Score	RPI S Opponent	Score	Team's RPI: 188
13 A Gonzaga	71 97	35 A BYU	71 79	55 A Saint Mary's (CA)	85 113	104 A Pepperdine	68 82	
13 H Gonzaga	62 93	35 H BYU	69 70	55 H Saint Mary's (CA)	91 98	104 H Pepperdine	85 63	
				87 N Arizona	70 92	136 A Portland St.	79 92	
				90 A Pacific	77 87	164 A Santa Clara	68 106	
				90 H Pacific	66 76	164 H Santa Clara	66 72	
				98 A Loyola Marymount	58 76	179 H Utah St.	61 54	
				98 H Loyola Marymount	54 70	181 H UC Irvine	69 84	
						215 A Hawaii	72 65	
						250 A San Francisco	69 66	
						250 H San Francisco	78 73	
						250 N San Francisco	69 76	
						251 H Cal St. Fullerton	83 74	
						270 A San Diego	69 60	
						270 H San Diego	96 74	
						289 A Utah Valley	65 60	
						291 H Air Force	79 60	
						321 A Weber St.	89 73	
LAST 12 Division I GAMES:								
250 N San Francisco	69 76	35 H BYU	69 70					
104 H Pepperdine	85 63	13 H Gonzaga	62 93					
98 H Loyola Marymount	54 70	90 A Pacific	77 87					
164 A Santa Clara	68 106	55 A Saint Mary's (CA)	85 113					
250 A San Francisco	69 66	250 H San Francisco	78 73					
270 H San Diego	96 74	164 H Santa Clara	66 72					

Non-Div I Games: Warner Pacific 98 63 Willamette 82 27

Portland

Loss, Non-Conf, S Site, H Home A Away N Neutral

Average RPI Win:	235	WON-LOST	WINNING	LAST 10	STRENGTH OF	OPP. STRENGTH	TEAM	ADJ.	CONF.	ADJ CONF.
Average RPI Loss:	120	RECORD	PCT. RANK	GAMES	SCHEDULE	OF SCHEDULE	RPI	RPI	RPI	RPI
DIV. I ONLY	20- 7	50	0- 1	298	194	136	136	16	16	
DIV. I NON-CONF.	7- 1	30	0- 0	321	305	151	151	12	12	
TOTALS	RPI 1-25	RPI 26-50	W-L RECORDS	RPI 51-100	RPI 101-150	RPI 150+				
20- 7	0- 0	0- 0	OVERALL	1- 2	2- 3	17- 2				
13- 3	0- 0	0- 0	HOME	1- 1	2- 1	10- 1				
7- 4	0- 0	0- 0	AWAY	0- 1	0- 2	7- 1				
0- 0	0- 0	0- 0	NEUTRAL	0- 0	0- 0	0- 0				
7- 1	0- 0	0- 0	NON-CONFERENCE	1- 0	0- 0	6- 1				
5- 1	0- 0	0- 0	HOME	1- 0	0- 0	4- 1				
2- 0	0- 0	0- 0	AWAY	0- 0	0- 0	2- 0				
0- 0	0- 0	0- 0	NEUTRAL	0- 0	0- 0	0- 0				
13- 6	0- 0	0- 0	CONFERENCE	0- 2	2- 3	11- 1				
8- 2	0- 0	0- 0	HOME	0- 1	2- 1	6- 0				
5- 4	0- 0	0- 0	AWAY	0- 1	0- 2	5- 1				
0- 0	0- 0	0- 0	NEUTRAL	0- 0	0- 0	0- 0				

RPI S	Opponent	Score	RPI S	Opponent	Score	RPI S	Opponent	Score	RPI S	Opponent	Score	Team's RPI: 136
						77	A Idaho	78 80	108	A Idaho St.	54 72	
						77	H Idaho	68 81	108	H Idaho St.	57 58	
						85	H UC Davis	65 50	114	A Northern Colo.	63 79	
									114	H Northern Colo.	85 66	
									143	H Montana St.	55 53	
									173	A Montana	70 73	
									173	H Montana	78 60	
									181	H UC Irvine	68 73	
									185	A Eastern Wash.	76 64	
									185	H Eastern Wash.	76 57	
									188	H Portland	92 79	
									198	H UNLV	58 49	
									237	A Northern Ariz.	74 59	
									237	H Northern Ariz.	72 55	
									257	A Sacramento St.	75 57	
									257	H Sacramento St.	74 58	
									269	A UTEP	89 61	
									283	A Southern Utah	81 56	
									283	H Southern Utah	63 49	
									293	H San Jose St.	80 51	
									321	A Weber St.	77 59	
									321	H Weber St.	65 38	
									334	A Grand Canyon	60 55	
									343	H Seattle U	68 43	
LAST 12 Division I GAMES:												
173	A	Montana	70	73	237	A	Northern Ariz.	74	59			
185	H	Eastern Wash.	76	57	114	H	Northern Colo.	85	66			
77	H	Idaho	68	81	257	H	Sacramento St.	74	58			
257	A	Sacramento St.	75	57	108	H	Idaho St.	57	58			
108	A	Idaho St.	54	72	321	H	Weber St.	65	38			
283	A	Southern Utah	81	56	77	A	Idaho	78	80			

Non-Div I Games: Warner Pacific 102 49

Portland St.

Loss, Non-Conf, S Site, H Home A Away N Neutral

Team View				Through Games Of March 07, 2019						
Average RPI Win:	284	WON-LOST	WINNING	LAST 10	STRENGTH OF	OPP. STRENGTH	TEAM	ADJ.	CONF.	ADJ CONF.
Average RPI Loss:	149	RECORD	PCT. RANK	GAMES	SCHEDULE	OF SCHEDULE	RPI	RPI	RPI	RPI
DIV. I ONLY	13- 12	162	1- 0	270	300	186	186	29	29	
DIV. I NON-CONF.	1- 7	319	0- 0	42	31	208	208	28	28	

TOTALS	RPI 1-25		RPI 26-50	W-L RECORDS		RPI 51-100	RPI 101-150		RPI 150+	
13- 12	0- 2		0- 1	OVERALL		0- 1	0- 1		13- 7	
6- 3	0- 0		0- 1	HOME		0- 0	0- 0		6- 2	
6- 9	0- 2		0- 0	AWAY		0- 1	0- 1		6- 5	
1- 0	0- 0		0- 0	NEUTRAL		0- 0	0- 0		1- 0	
1- 7	0- 2		0- 1	NON-CONFERENCE		0- 1	0- 1		1- 2	
0- 1	0- 0		0- 1	HOME		0- 0	0- 0		0- 0	
0- 6	0- 2		0- 0	AWAY		0- 1	0- 1		0- 2	
1- 0	0- 0		0- 0	NEUTRAL		0- 0	0- 0		1- 0	
12- 5	0- 0		0- 0	CONFERENCE		0- 0	0- 0		12- 5	
6- 2	0- 0		0- 0	HOME		0- 0	0- 0		6- 2	
6- 3	0- 0		0- 0	AWAY		0- 0	0- 0		6- 3	
0- 0	0- 0		0- 0	NEUTRAL		0- 0	0- 0		0- 0	

RPI 1-25				RPI 26-50				RPI 51-100				RPI 101+				Team's RPI: 186	
RPI	S	Opponent	Score	RPI	S	Opponent	Score	RPI	S	Opponent	Score	RPI	S	Opponent	Score		
11	A	Iowa St.	46 94	34	H	Rice	58 68	81	A	Arkansas	44 71	139	A	Oklahoma St.	50 70		
16	A	Texas A&M	57 70									172	A	Colorado	38 79		
												177	A	Southern U.	55 54		
												177	H	Southern U.	63 52		
												210	A	Grambling	57 73		
												210	H	Grambling	63 64		
												211	A	Texas Southern	67 73		
												211	H	Texas Southern	44 52		
												226	A	UTRGV	50 57		
												255	N	A&M-Corpus Christi	67 59		
												258	A	Jackson St.	89 80		
												258	H	Jackson St.	76 57		
												266	A	Alabama St.	59 67		
												266	H	Alabama St.	71 59		
												302	A	Alabama A&M	72 69		
												302	H	Alabama A&M	77 65		
												327	A	Mississippi Val.	75 65		
												327	H	Mississippi Val.	91 55		
												348	A	Ark.-Pine Bluff	80 41		
												348	H	Ark.-Pine Bluff	79 46		
												351	A	Alcorn	82 61		
LAST 12 Division I GAMES:																	
				177	H	Southern U.	63 52	258	A	Jackson St.	89 80						
				266	A	Alabama St.	59 67	211	A	Texas Southern	67 73						
				302	A	Alabama A&M	72 69	266	H	Alabama St.	71 59						
				348	H	Ark.-Pine Bluff	79 46	302	H	Alabama A&M	77 65						
				327	H	Mississippi Val.	91 55	348	A	Ark.-Pine Bluff	80 41						
				210	A	Grambling	57 73	327	A	Mississippi Val.	75 65						

Non-Div I Games:	Jarvis Christian	117	32	Arlington Baptist	105	31
------------------	------------------	-----	----	-------------------	-----	----

Prairie View

Loss, Non-Conf, S Site, H Home A Away N Neutral

Presbyterian

Through Games Of March 8, 2019

Average RPI Win: 319	WON-LOST	WINNING	LAST 10	STRENGTH OF	OPP. STRENGTH	TEAM	ADJ.	CONF.	ADJ CONF.
Average RPI Loss: 199	RECORD	PCT. RANK	GAMES	SCHEDULE	OF SCHEDULE	RPI	RPI	RPI	RPI
DIV. I ONLY	6- 22	313	0- 1	316	301	331	331	28	28
DIV. I NON-CONF.	2- 9	297	0- 0	291	261	324	324	29	29
TOTALS	RPI 1-25	RPI 26-50	W-L RECORDS	RPI 51-100	RPI 101-150	RPI 150+			
6- 22	0- 0	0- 0	OVERALL	0- 2	0- 4	6- 16			
3- 8	0- 0	0- 0	HOME	0- 0	0- 1	3- 7			
3- 14	0- 0	0- 0	AWAY	0- 2	0- 3	3- 9			
0- 0	0- 0	0- 0	NEUTRAL	0- 0	0- 0	0- 0			
2- 9	0- 0	0- 0	NON-CONFERENCE	0- 1	0- 2	2- 6			
1- 2	0- 0	0- 0	HOME	0- 0	0- 0	1- 2			
1- 7	0- 0	0- 0	AWAY	0- 1	0- 2	1- 4			
0- 0	0- 0	0- 0	NEUTRAL	0- 0	0- 0	0- 0			
4- 13	0- 0	0- 0	CONFERENCE	0- 1	0- 2	4- 10			
2- 6	0- 0	0- 0	HOME	0- 0	0- 1	2- 5			
2- 7	0- 0	0- 0	AWAY	0- 1	0- 1	2- 5			
0- 0	0- 0	0- 0	NEUTRAL	0- 0	0- 0	0- 0			

RPI S	Opponent	Score	RPI S	Opponent	Score	RPI S	Opponent	Score	RPI S	Opponent	Score	Team's RPI: 331
						58	A Tennessee	49 97	112	A Georgia	59 83	
						86	A Radford	49 59	113	A High Point	40 79	
									113	H High Point	63 70	
									117	A UNCW	48 63	
									154	A Davidson	56 83	
									183	A UNC Asheville	45 51	
									183	H UNC Asheville	43 52	
									191	A Furman	68 76	
									199	A Hampton	62 79	
									199	H Hampton	68 82	
									204	A Vanderbilt	43 78	
									205	A Campbell	46 51	
									247	A Gardner-Webb	62 67	
									247	H Gardner-Webb	58 66	
									259	H Wofford	61 50	
									285	H Ga. Southern	68 69	
									290	A Samford	54 75	
									292	H Charleston So.	55 63	
									297	A Col. of Charleston	71 65	
									299	A Winthrop	52 55	
									299	H Winthrop	54 62	
									300	H South Carolina St.	48 57	
									339	A Longwood	64 60	
									339	H Longwood	81 66	
									341	A USC Upstate	66 58	
									341	H USC Upstate	70 54	
LAST 12 Division I GAMES:												
247	A	Gardner-Webb	62	67	299	H	Winthrop	54	62			
339	A	Longwood	64	60	199	A	Hampton	62	79			
199	H	Hampton	68	82	292	H	Charleston So.	55	63			
341	A	USC Upstate	66	58	183	H	UNC Asheville	43	52			
113	H	High Point	63	70	299	A	Winthrop	52	55			
183	A	UNC Asheville	45	51	86	A	Radford	49	59			

Non-Div I Games:

Presbyterian

Loss, Non-Conf, S Site, H Home A Away N Neutral

Average RPI Win:	183	WON-LOST	WINNING	LAST 10	STRENGTH OF	OPP. STRENGTH	TEAM	ADJ.	CONF.	ADJ CONF.
Average RPI Loss:	86	RECORD	PCT. RANK	GAMES	SCHEDULE	OF SCHEDULE	RPI	RPI	RPI	RPI
DIV. I ONLY	19- 9	77	1- 0	68	117	57	57	11	11	
DIV. I NON-CONF.	8- 7	160	0- 0	53	84	72	72	11	11	
TOTALS	RPI 1-25	RPI 26-50	W-L RECORDS	RPI 51-100	RPI 101-150	RPI 150+				
19- 9	0- 2	1- 2	OVERALL	3- 1	2- 3	13- 1				
8- 3	0- 0	1- 0	HOME	1- 1	1- 2	5- 0				
11- 3	0- 0	0- 1	AWAY	2- 0	1- 1	8- 1				
0- 3	0- 2	0- 1	NEUTRAL	0- 0	0- 0	0- 0				
8- 7	0- 2	1- 2	NON-CONFERENCE	0- 0	2- 2	5- 1				
3- 1	0- 0	1- 0	HOME	0- 0	1- 1	1- 0				
5- 3	0- 0	0- 1	AWAY	0- 0	1- 1	4- 1				
0- 3	0- 2	0- 1	NEUTRAL	0- 0	0- 0	0- 0				
11- 2	0- 0	0- 0	CONFERENCE	3- 1	0- 1	8- 0				
5- 2	0- 0	0- 0	HOME	1- 1	0- 1	4- 0				
6- 0	0- 0	0- 0	AWAY	2- 0	0- 0	4- 0				
0- 0	0- 0	0- 0	NEUTRAL	0- 0	0- 0	0- 0				

RPI 1-25				RPI 26-50				RPI 51-100				Team's RPI: 57		RPI 101+			
RPI	S	Opponent	Score	RPI	S	Opponent	Score	RPI	S	Opponent	Score		RPI	S	Opponent	Score	
10	N	Syracuse	61 92	33	N	Kansas St.	61 80	56	A	Penn	68 53		109	A	Hartford	75 38	
22	N	DePaul	67 82	44	H	Quinnipiac	54 42	56	H	Penn	60 66		122	H	Marist	60 57	
				45	A	Villanova	46 67	84	A	Harvard	75 71		126	H	Seton Hall	66 70	
								84	H	Harvard	61 58		128	H	Yale	86 96	
													145	A	Penn St.	71 79	
													154	H	Davidson	65 57	
													171	A	Rider	89 65	
													196	A	Dartmouth	82 75	
													196	H	Dartmouth	64 47	
													206	A	Cornell	75 46	
													206	H	Cornell	68 64	
													212	A	George Washington	49 64	
													228	A	Monmouth	79 47	
													236	A	St. Francis Brooklyn	83 64	
													253	A	Columbia	79 64	
													253	H	Columbia	65 59	
													288	A	Brown	88 68	
													288	H	Brown	93 74	
													312	A	New Hampshire	90 42	
LAST 12 Division I GAMES:																	
				288	A	Brown	88 68					196	A	Dartmouth	82 75		
				84	H	Harvard	61 58					84	A	Harvard	75 71		
				196	H	Dartmouth	64 47					288	H	Brown	93 74		
				56	A	Penn	68 53					128	H	Yale	86 96		
				253	H	Columbia	65 59					206	A	Cornell	75 46		
				206	H	Cornell	68 64					253	A	Columbia	79 64		

Non-Div I Games:

Princeton

Providence

Through Games Of March 8, 2019

Average RPI Win:	162	WON-LOST	WINNING	LAST 10	STRENGTH OF	OPP. STRENGTH	TEAM	ADJ.	CONF.	ADJ CONF.
Average RPI Loss:	82	RECORD	PCT. RANK	GAMES	SCHEDULE	OF SCHEDULE	RPI	RPI	RPI	RPI
DIV. I ONLY	16- 14	157	1- 0	84	71	119	119	6	6	
DIV. I NON-CONF.	8- 4	91	1- 0	228	203	149	149	4	4	
TOTALS	RPI 1-25	RPI 26-50	W-L RECORDS	RPI 51-100	RPI 101-150	RPI 150+				
16- 14	0- 4	1- 2	OVERALL	3- 3	5- 4	7- 1				
9- 7	0- 2	1- 1	HOME	1- 2	3- 2	4- 0				
6- 7	0- 2	0- 1	AWAY	2- 1	2- 2	2- 1				
1- 0	0- 0	0- 0	NEUTRAL	0- 0	0- 0	1- 0				
8- 4	0- 0	0- 1	NON-CONFERENCE	0- 0	3- 2	5- 1				
5- 2	0- 0	0- 1	HOME	0- 0	2- 1	3- 0				
2- 2	0- 0	0- 0	AWAY	0- 0	1- 1	1- 1				
1- 0	0- 0	0- 0	NEUTRAL	0- 0	0- 0	1- 0				
8- 10	0- 4	1- 1	CONFERENCE	3- 3	2- 2	2- 0				
4- 5	0- 2	1- 0	HOME	1- 2	1- 1	1- 0				
4- 5	0- 2	0- 1	AWAY	2- 1	1- 1	1- 0				
0- 0	0- 0	0- 0	NEUTRAL	0- 0	0- 0	0- 0				

RPI S	Opponent	Score	RPI S	Opponent	Score	RPI S	Opponent	Score	RPI S	Opponent	Score	Team's RPI: 119
12	A Marquette	46 85	44	H Quinnipiac	44 48	60	A Butler	66 63	101	H Northeastern	59 65	
12	H Marquette	57 80	45	A Villanova	33 53	60	H Butler	74 68	104	H Pepperdine	66 47	
22	A DePaul	62 88	45	H Villanova	67 61	71	A Georgetown	56 61	118	A St. John's (NY)	67 66	
22	H DePaul	61 76				71	H Georgetown	52 68	118	H St. John's (NY)	57 60	
						99	A Creighton	77 63	126	A Seton Hall	73 79	
						99	H Creighton	64 73	126	H Seton Hall	82 75	
									128	H Yale	59 42	
									129	A Boston College	61 57	
									145	A Penn St.	72 74	
									182	H Sacred Heart	62 52	
									202	A Xavier	63 55	
									202	H Xavier	71 58	
									240	H Northern Ky.	48 43	
									260	A Rhode Island	65 72	
									286	H La Salle	77 47	
									294	N Bryant	72 64	
									323	A UMass Lowell	71 47	
LAST 12 Division I GAMES:												
294	N Bryant	72 64	118	H St. John's (NY)	57 60							
12	H Marquette	57 80	126	H Seton Hall	82 75							
22	H DePaul	61 76	71	A Georgetown	56 61							
99	H Creighton	64 73	45	A Villanova	33 53							
60	A Butler	66 63	99	A Creighton	77 63							
202	A Xavier	63 55	202	H Xavier	71 58							

Non-Div I Games:

Providence

Loss, Non-Conf, S Site, H Home A Away N Neutral

Average RPI Win:	281	WON-LOST	WINNING	LAST 10	STRENGTH OF	OPP. STRENGTH	TEAM	ADJ.	CONF.	ADJ CONF.
Average RPI Loss:	193	RECORD	PCT. RANK	GAMES	SCHEDULE	OF SCHEDULE	RPI	RPI	RPI	RPI
DIV. I ONLY	4- 21	334	1- 0	309	237	338	338	19	19	
DIV. I NON-CONF.	1- 8	322	0- 0	342	288	349	349	19	19	
TOTALS	RPI 1-25	RPI 26-50	W-L RECORDS	RPI 51-100	RPI 101-150	RPI 150+				
4- 21	0- 0	0- 4	OVERALL	0- 1	0- 0	4- 16				
3- 8	0- 0	0- 2	HOME	0- 0	0- 0	3- 6				
1- 13	0- 0	0- 2	AWAY	0- 1	0- 0	1- 10				
0- 0	0- 0	0- 0	NEUTRAL	0- 0	0- 0	0- 0				
1- 8	0- 0	0- 0	NON-CONFERENCE	0- 1	0- 0	1- 7				
0- 3	0- 0	0- 0	HOME	0- 0	0- 0	0- 3				
1- 5	0- 0	0- 0	AWAY	0- 1	0- 0	1- 4				
0- 0	0- 0	0- 0	NEUTRAL	0- 0	0- 0	0- 0				
3- 13	0- 0	0- 4	CONFERENCE	0- 0	0- 0	3- 9				
3- 5	0- 0	0- 2	HOME	0- 0	0- 0	3- 3				
0- 8	0- 0	0- 2	AWAY	0- 0	0- 0	0- 6				
0- 0	0- 0	0- 0	NEUTRAL	0- 0	0- 0	0- 0				

RPI 1-25				RPI 26-50				RPI 51-100				RPI 101+				Team's RPI: 338	
RPI	S	Opponent	Score	RPI	S	Opponent	Score	RPI	S	Opponent	Score	RPI	S	Opponent	Score		
				30	A	South Dakota St.	68 92	88	A	Purdue	44 78	153	A	Denver	62 82		
				30	H	South Dakota St.	52 85					153	H	Denver	70 55		
				37	A	South Dakota	51 69					165	A	Oral Roberts	56 66		
				37	H	South Dakota	49 71					165	H	Oral Roberts	61 72		
												193	A	Milwaukee	48 70		
												217	H	Eastern Mich.	72 87		
												230	A	Western Ill.	59 73		
												230	H	Western Ill.	61 90		
												238	H	SIUE	49 57		
												241	A	North Dakota	60 79		
												241	H	North Dakota	58 74		
												246	A	Loyola Chicago	67 81		
												264	A	Western Mich.	61 69		
												296	A	Eastern Ill.	63 72		
												311	H	Valparaiso	64 68		
												317	A	Omaha	61 70		
												317	H	Omaha	56 48		
												326	A	North Dakota St.	54 70		
												326	H	North Dakota St.	66 46		
												328	A	Evansville	72 66		
LAST 12 Division I GAMES:																	
				326	H	North Dakota St.	66 46	37	H	South Dakota	49 71						
				241	H	North Dakota	58 74	165	A	Oral Roberts	56 66						
				30	A	South Dakota St.	68 92	153	H	Denver	70 55						
				317	A	Omaha	61 70	317	H	Omaha	56 48						
				153	A	Denver	62 82	230	A	Western Ill.	59 73						
				230	H	Western Ill.	61 90	37	A	South Dakota	51 69						

Non-Div I Games: Taylor (IN) 84 74 Goshen 86 45 Ind.-Kokomo 87 50

Purdue Fort Wayne

Loss, Non-Conf, S Site, H Home A Away N Neutral

Quinnipiac

Through Games Of March 8, 2019

Average RPI Win:	228	WON-LOST	WINNING	LAST 10	STRENGTH OF	OPP. STRENGTH	TEAM	ADJ.	CONF.	ADJ CONF.
Average RPI Loss:	33	RECORD	PCT. RANK	GAMES	SCHEDULE	OF SCHEDULE	RPI	RPI	RPI	RPI
DIV. I ONLY	24- 6	24	1- 0	110	205	44	44	26	26	
DIV. I NON-CONF.	5- 6	177	0- 0	17	8	55	55	27	27	
TOTALS	RPI 1-25	RPI 26-50	W-L RECORDS	RPI 51-100	RPI 101-150	RPI 150+				
24- 6	0- 1	0- 4	OVERALL	2- 1	3- 0	19- 0				
10- 2	0- 1	0- 1	HOME	0- 0	1- 0	9- 0				
12- 2	0- 0	0- 1	AWAY	2- 1	2- 0	8- 0				
2- 2	0- 0	0- 2	NEUTRAL	0- 0	0- 0	2- 0				
5- 6	0- 1	0- 4	NON-CONFERENCE	2- 1	1- 0	2- 0				
1- 2	0- 1	0- 1	HOME	0- 0	0- 0	1- 0				
3- 2	0- 0	0- 1	AWAY	2- 1	1- 0	0- 0				
1- 2	0- 0	0- 2	NEUTRAL	0- 0	0- 0	1- 0				
19- 0	0- 0	0- 0	CONFERENCE	0- 0	2- 0	17- 0				
9- 0	0- 0	0- 0	HOME	0- 0	1- 0	8- 0				
9- 0	0- 0	0- 0	AWAY	0- 0	1- 0	8- 0				
1- 0	0- 0	0- 0	NEUTRAL	0- 0	0- 0	1- 0				

RPI 1-25				RPI 26-50				Team's RPI: 44		RPI 51-100				RPI 101+			
RPI	S	Opponent	Score	RPI	S	Opponent	Score		RPI	S	Opponent	Score	RPI	S	Opponent	Score	
15	H	UCF	45 47	27	N	Missouri	51 65		57	A	Princeton	42 54	119	A	Providence	48 44	
				28	H	Central Mich.	52 67		70	A	Drexel	56 52	122	A	Marist	76 69	
				29	N	Texas	55 56		84	A	Harvard	72 67	122	H	Marist	78 66	
				41	A	Bucknell	58 75						171	A	Rider	66 60	
													171	H	Rider	72 56	
													200	N	Ball St.	69 66	
													228	A	Monmouth	58 46	
													228	H	Monmouth	67 38	
													267	A	Manhattan	64 39	
													267	H	Manhattan	59 42	
													268	A	Niagara	96 55	
													268	H	Niagara	62 42	
													271	H	Richmond	65 48	
													276	A	Siena	67 38	
													276	H	Siena	68 31	
													280	A	Canisius	55 42	
													280	H	Canisius	68 51	
													284	A	Fairfield	48 40	
													284	H	Fairfield	81 36	
													284	N	Fairfield	63 48	
													313	A	Iona	76 39	
													347	H	Saint Peter's	90 45	
LAST 12 Division I GAMES:																	
				284	N	Fairfield	63 48		171	A	Rider	66 60					
				200	N	Ball St.	69 66		284	A	Fairfield	48 40					
				27	N	Missouri	51 65		267	A	Manhattan	64 39					
				276	A	Siena	67 38		280	H	Canisius	68 51					
				267	H	Manhattan	59 42		268	H	Niagara	62 42					
				122	H	Marist	78 66		171	H	Rider	72 56					

Non-Div I Games:

Quinnipiac

Loss, Non-Conf, S Site, H Home A Away N Neutral

Average RPI Win: 235	WON-LOST	WINNING	LAST 10	STRENGTH OF	OPP. STRENGTH	TEAM	ADJ.	CONF.	ADJ CONF.
Average RPI Loss: 123	RECORD	PCT. RANK	GAMES	SCHEDULE	OF SCHEDULE	RPI	RPI	RPI	RPI
DIV. I ONLY	21- 6	35	1- 0	199	271	86	86	28	28
DIV. I NON-CONF.	5- 5	162	0- 0	113	68	112	112	29	29
TOTALS	RPI 1-25	RPI 26-50	W-L RECORDS	RPI 51-100	RPI 101-150	RPI 150+			
21- 6	0- 1	0- 0	OVERALL	2- 2	2- 1	17- 2			
11- 1	0- 0	0- 0	HOME	0- 0	1- 1	10- 0			
9- 4	0- 1	0- 0	AWAY	2- 1	1- 0	6- 2			
1- 1	0- 0	0- 0	NEUTRAL	0- 1	0- 0	1- 0			
5- 5	0- 1	0- 0	NON-CONFERENCE	2- 2	0- 1	3- 1			
2- 1	0- 0	0- 0	HOME	0- 0	0- 1	2- 0			
2- 3	0- 1	0- 0	AWAY	2- 1	0- 0	0- 1			
1- 1	0- 0	0- 0	NEUTRAL	0- 1	0- 0	1- 0			
16- 1	0- 0	0- 0	CONFERENCE	0- 0	2- 0	14- 1			
9- 0	0- 0	0- 0	HOME	0- 0	1- 0	8- 0			
7- 1	0- 0	0- 0	AWAY	0- 0	1- 0	6- 1			
0- 0	0- 0	0- 0	NEUTRAL	0- 0	0- 0	0- 0			

RPI 1-25				RPI 26-50				RPI 51-100 Team's RPI: 86				RPI 101+			
RPI	S	Opponent	Score	RPI	S	Opponent	Score	RPI	S	Opponent	Score	RPI	S	Opponent	Score
7	A	NC State	58 75					65	A	Virginia Tech	44 55	113	A	High Point	84 79
								91	N	Nebraska	39 77	113	H	High Point	80 58
								93	A	VCU	54 49	132	H	Morehead St.	72 79
								94	A	Virginia	57 44	166	N	Temple	56 50
												183	A	UNC Asheville	45 44
												183	H	UNC Asheville	60 46
												199	A	Hampton	54 68
												199	H	Hampton	84 59
												205	A	Campbell	56 52
												205	H	Campbell	61 57
												243	H	ETSU	79 64
												244	A	Mt. St. Mary's	77 89
												247	H	Gardner-Webb	79 69
												292	A	Charleston So.	67 41
												299	A	Winthrop	79 57
												299	H	Winthrop	70 49
												300	H	South Carolina St.	61 31
												331	H	Presbyterian	59 49
												339	A	Longwood	68 34
												339	H	Longwood	81 52
												341	A	USC Upstate	82 41
												341	H	USC Upstate	55 43
LAST 12 Division I GAMES:															
199	H	Hampton	84 59	113	A	High Point	84 79								
341	H	USC Upstate	55 43	247	H	Gardner-Webb	79 69								
183	A	UNC Asheville	45 44	341	A	USC Upstate	82 41								
205	H	Campbell	61 57	205	A	Campbell	56 52								
299	A	Winthrop	79 57	331	H	Presbyterian	59 49								
339	H	Longwood	81 52	339	A	Longwood	68 34								

Non-Div I Games: Shepherd 60 46

Radford

Rhode Island

Through Games Of March 8, 2019

Average RPI Win:	213	WON-LOST	WINNING	LAST 10	STRENGTH OF	OPP. STRENGTH	TEAM	ADJ.	CONF.	ADJ CONF.
Average RPI Loss:	157	RECORD	PCT. RANK	GAMES	SCHEDULE	OF SCHEDULE	RPI	RPI	RPI	RPI
DIV. I ONLY	8- 21	287	0- 1	175	163	260	260	17	17	
DIV. I NON-CONF.	5- 7	206	0- 0	104	143	168	168	16	16	
TOTALS	RPI 1-25	RPI 26-50	W-L RECORDS	RPI 51-100	RPI 101-150	RPI 150+				
8- 21	0- 1	0- 1	OVERALL	0- 3	1- 6	7- 10				
3- 11	0- 0	0- 0	HOME	0- 2	1- 4	2- 5				
5- 10	0- 1	0- 1	AWAY	0- 1	0- 2	5- 5				
0- 0	0- 0	0- 0	NEUTRAL	0- 0	0- 0	0- 0				
5- 7	0- 1	0- 1	NON-CONFERENCE	0- 1	1- 3	4- 1				
3- 3	0- 0	0- 0	HOME	0- 1	1- 2	2- 0				
2- 4	0- 1	0- 1	AWAY	0- 0	0- 1	2- 1				
0- 0	0- 0	0- 0	NEUTRAL	0- 0	0- 0	0- 0				
3- 14	0- 0	0- 0	CONFERENCE	0- 2	0- 3	3- 9				
0- 8	0- 0	0- 0	HOME	0- 1	0- 2	0- 5				
3- 6	0- 0	0- 0	AWAY	0- 1	0- 1	3- 4				
0- 0	0- 0	0- 0	NEUTRAL	0- 0	0- 0	0- 0				

RPI	S	Opponent	Score	RPI	S	Opponent	Score	RPI	S	Opponent	Score	RPI	S	Opponent	Score	Team's RPI: 260
21	A	Kentucky	52 75	50	A	Clemson	67 80	84	H	Harvard	47 80	106	A	Minnesota	71 91	
								93	A	VCU	39 74	109	H	Hartford	51 65	
								97	H	Fordham	38 56	110	H	Dayton	62 74	
												119	H	Providence	72 65	
												129	H	Boston College	64 88	
												133	A	Duquesne	69 106	
												133	H	Duquesne	58 75	
												154	A	Davidson	64 58	
												154	H	Davidson	67 77	
												176	A	Robert Morris	46 41	
												178	A	Saint Louis	68 56	
												189	A	Holy Cross	65 73	
												203	A	Massachusetts	34 56	
												203	H	Massachusetts	53 57	
												212	H	George Washington	59 64	
												222	A	George Mason	69 75	
												232	H	Saint Joseph's	48 55	
												241	H	North Dakota	77 63	
												263	A	St. Bonaventure	61 62	
												263	H	St. Bonaventure	68 84	
												271	A	Richmond	66 60	
												275	A	Vermont	61 58	
												286	A	La Salle	71 77	
												288	H	Brown	72 67	
LAST 12 Division I GAMES:																
133	A	Duquesne	69 106	133	H	Duquesne	58 75	203	A	Massachusetts	34 56	286	A	La Salle	71 77	
288	H	Brown	72 67	286	A	La Salle	71 77	110	H	Dayton	62 74	263	H	St. Bonaventure	68 84	
203	H	Massachusetts	53 57	110	H	Dayton	62 74	222	A	George Mason	69 75					
154	A	Davidson	64 58	263	H	St. Bonaventure	68 84									
232	H	Saint Joseph's	48 55													
263	A	St. Bonaventure	61 62													

Non-Div I Games:

Rhode Island

■ Loss,
 ■ Non-Conf,
 ■ S Site,
 ■ H Home
 ■ A Away
 N Neutral

Average RPI Win:	200	WON-LOST	WINNING	LAST 10	STRENGTH OF	OPP. STRENGTH	TEAM	ADJ.	CONF.	ADJ CONF.
Average RPI Loss:	29	RECORD	PCT. RANK	GAMES	SCHEDULE	OF SCHEDULE	RPI	RPI	RPI	RPI
DIV. I ONLY	25- 3	9	1- 0	187	122	34	34	14	14	
DIV. I NON-CONF.	9- 3	62	0- 0	168	112	61	61	17	17	
TOTALS	RPI 1-25	RPI 26-50	W-L RECORDS	RPI 51-100	RPI 101-150	RPI 150+				
25- 3	0- 1	0- 2	OVERALL	3- 0	4- 0	18- 0				
13- 0	0- 0	0- 0	HOME	1- 0	2- 0	10- 0				
11- 2	0- 1	0- 1	AWAY	2- 0	2- 0	7- 0				
1- 1	0- 0	0- 1	NEUTRAL	0- 0	0- 0	1- 0				
9- 3	0- 1	0- 2	NON-CONFERENCE	1- 0	1- 0	7- 0				
5- 0	0- 0	0- 0	HOME	0- 0	1- 0	4- 0				
3- 2	0- 1	0- 1	AWAY	1- 0	0- 0	2- 0				
1- 1	0- 0	0- 1	NEUTRAL	0- 0	0- 0	1- 0				
16- 0	0- 0	0- 0	CONFERENCE	2- 0	3- 0	11- 0				
8- 0	0- 0	0- 0	HOME	1- 0	1- 0	6- 0				
8- 0	0- 0	0- 0	AWAY	1- 0	2- 0	5- 0				
0- 0	0- 0	0- 0	NEUTRAL	0- 0	0- 0	0- 0				

RPI 1-25				RPI 26-50				Team's RPI: 34		RPI 51-100				RPI 101+			
RPI	S	Opponent	Score	RPI	S	Opponent	Score		RPI	S	Opponent	Score	RPI	S	Opponent	Score	
16	A	Texas A&M	54 65	32	A	UCLA	50 59		66	A	Middle Tenn.	60 47	102	A	UAB	55 43	
				38	N	North Carolina	50 71		67	A	Little Rock	79 65	105	A	Western Ky.	68 46	
									96	H	Old Dominion	48 42	107	H	Charlotte	61 51	
													135	H	Georgia St.	66 49	
													169	A	Louisiana Tech	61 51	
													169	H	Louisiana Tech	78 42	
													175	N	Coastal Caro.	56 52	
													184	A	Southern Miss.	58 47	
													186	A	Prairie View	68 58	
													192	A	North Texas	59 47	
													192	H	North Texas	64 52	
													201	A	Marshall	79 67	
													211	H	Texas Southern	76 71	
													227	H	SMU	66 52	
													269	H	UTEP	76 42	
													287	H	New Orleans	67 56	
													303	A	UTSA	72 46	
													303	H	UTSA	85 54	
													307	H	Fla. Atlantic	63 35	
													310	A	Incarnate Word	74 63	
													314	H	FIU	76 44	
													317	H	McNeese	93 65	
LAST 12 Division I GAMES:																	
303	A	UTSA	72 46	105	A	Western Ky.	68 46		96	H	Old Dominion	48 42	107	H	Charlotte	61 51	
169	H	Louisiana Tech	78 42						102	A	UAB	55 43	66	A	Middle Tenn.	60 47	
192	A	North Texas	59 47						96	A	Middle Tenn.	60 47	192	H	North Texas	64 52	
307	H	Fla. Atlantic	63 35														
314	H	FIU	76 44														
201	A	Marshall	79 67														

Non-Div I Games:

Rice

■ Loss,
 ■ Non-Conf, S Site,
 ■ Home
 ■ Away
 N Neutral

Average RPI Win:	247	WON-LOST	WINNING	LAST 10	STRENGTH OF	OPP. STRENGTH	TEAM	ADJ.	CONF.	ADJ CONF.
Average RPI Loss:	139	RECORD	PCT. RANK	GAMES	SCHEDULE	OF SCHEDULE	RPI	RPI	RPI	RPI
DIV. I ONLY	9- 21	276	0- 1	166	156	271	271	17	17	
DIV. I NON-CONF.	3- 10	278	0- 0	116	118	272	272	16	16	
TOTALS	RPI 1-25	RPI 26-50	W-L RECORDS	RPI 51-100	RPI 101-150	RPI 150+				
9- 21	0- 1	0- 2	OVERALL	0- 6	0- 3	9- 9				
8- 7	0- 0	0- 1	HOME	0- 3	0- 0	8- 3				
1- 13	0- 1	0- 1	AWAY	0- 2	0- 3	1- 6				
0- 1	0- 0	0- 0	NEUTRAL	0- 1	0- 0	0- 0				
3- 10	0- 1	0- 2	NON-CONFERENCE	0- 3	0- 1	3- 3				
3- 4	0- 0	0- 1	HOME	0- 2	0- 0	3- 1				
0- 5	0- 1	0- 1	AWAY	0- 0	0- 1	0- 2				
0- 1	0- 0	0- 0	NEUTRAL	0- 1	0- 0	0- 0				
6- 11	0- 0	0- 0	CONFERENCE	0- 3	0- 2	6- 6				
5- 3	0- 0	0- 0	HOME	0- 1	0- 0	5- 2				
1- 8	0- 0	0- 0	AWAY	0- 2	0- 2	1- 4				
0- 0	0- 0	0- 0	NEUTRAL	0- 0	0- 0	0- 0				

RPI 1-25				RPI 26-50				RPI 51-100				RPI 101+				Team's RPI: 271	
RPI	S	Opponent	Score	RPI	S	Opponent	Score	RPI	S	Opponent	Score	RPI	S	Opponent	Score		
15	A	UCF	48 70	31	H	Ohio	58 109	65	N	Virginia Tech	57 85	110	A	Dayton	50 71		
				44	A	Quinnipiac	48 65	70	H	Drexel	35 58	133	A	Duquesne	54 80		
								71	H	Georgetown	53 73	146	A	Wake Forest	48 62		
								93	A	VCU	37 58	154	A	Davidson	55 78		
								93	H	VCU	43 68	159	A	William & Mary	55 65		
								97	A	Fordham	48 60	178	A	Saint Louis	49 58		
												178	A	Saint Louis	48 78		
												203	A	Massachusetts	38 64		
												203	H	Massachusetts	62 58		
												207	H	UMES	57 55		
												212	H	George Washington	56 48		
												221	H	Howard	67 60		
												222	H	George Mason	52 67		
												232	H	Saint Joseph's	46 45		
												260	H	Rhode Island	60 66		
												263	H	St. Bonaventure	57 49		
												284	H	Fairfield	40 58		
												286	A	La Salle	74 60		
												286	H	La Salle	56 51		
												307	A	Fla. Atlantic	55 69		
												309	H	UNC Greensboro	59 48		
LAST 12 Division I GAMES:																	
178	A	Saint Louis	49 58	263	H	St. Bonaventure	57 49	93	A	VCU	37 58	110	A	Dayton	50 71		
212	H	George Washington	56 48	203	A	Massachusetts	62 58	286	A	La Salle	74 60	232	H	Saint Joseph's	46 45		
203	A	Massachusetts	38 64	286	H	La Salle	56 51	203	H	Massachusetts	62 58	260	H	Rhode Island	60 66		
286	H	La Salle	56 51	222	H	George Mason	52 67	286	A	La Salle	74 60	263	H	St. Bonaventure	57 49		
222	H	George Mason	52 67	178	A	Saint Louis	48 78	232	H	Saint Joseph's	46 45	284	H	Fairfield	40 58		
178	A	Saint Louis	48 78														

Non-Div I Games:

Richmond






■ Loss,
■ Non-Conf,
■ S Site,
■ H Home
■ A Away
N Neutral

Average RPI Win: 265	WON-LOST	WINNING	LAST 10	STRENGTH OF	OPP. STRENGTH	TEAM	ADJ.	CONF.	ADJ CONF.
Average RPI Loss: 150	RECORD	PCT. RANK	GAMES	SCHEDULE	OF SCHEDULE	RPI	RPI	RPI	RPI
DIV. I ONLY	19- 11	102	1- 0	288	256	171	171	26	26
DIV. I NON-CONF.	4- 7	228	0- 0	238	176	248	248	27	27
TOTALS	RPI 1-25	RPI 26-50	W-L RECORDS	RPI 51-100	RPI 101-150	RPI 150+			
19- 11	0- 0	0- 3	OVERALL	0- 2	2- 1	17- 5			
8- 6	0- 0	0- 1	HOME	0- 2	1- 0	7- 3			
10- 4	0- 0	0- 2	AWAY	0- 0	1- 0	9- 2			
1- 1	0- 0	0- 0	NEUTRAL	0- 0	0- 1	1- 0			
4- 7	0- 0	0- 1	NON-CONFERENCE	0- 2	0- 1	4- 3			
2- 3	0- 0	0- 0	HOME	0- 2	0- 0	2- 1			
2- 3	0- 0	0- 1	AWAY	0- 0	0- 0	2- 2			
0- 1	0- 0	0- 0	NEUTRAL	0- 0	0- 1	0- 0			
15- 4	0- 0	0- 2	CONFERENCE	0- 0	2- 0	13- 2			
6- 3	0- 0	0- 1	HOME	0- 0	1- 0	5- 2			
8- 1	0- 0	0- 1	AWAY	0- 0	1- 0	7- 0			
1- 0	0- 0	0- 0	NEUTRAL	0- 0	0- 0	1- 0			

RPI 1-25			RPI 26-50			RPI 51-100			RPI 101+			Team's RPI: 171			
RPI	S	Opponent	Score	RPI	S	Opponent	Score	RPI	S	Opponent	Score				
				41	A	Bucknell	59 80	57	H	Princeton	65 89	122	A	Marist	68 58
				44	A	Quinnipiac	56 72	71	H	Georgetown	49 79	122	H	Marist	70 64
				44	H	Quinnipiac	60 66					129	N	Boston College	61 112
												189	A	Holy Cross	61 71
												228	A	Monmouth	55 43
												228	H	Monmouth	65 50
												232	A	Saint Joseph's	56 54
												244	H	Mt. St. Mary's	85 67
												249	H	Navy	60 66
												254	A	Binghamton	62 57
												267	A	Manhattan	73 63
												267	H	Manhattan	57 60
												268	A	Niagara	79 64
												275	A	Vermont	49 54
												276	A	Siena	55 52
												276	H	Siena	77 54
												280	H	Canisius	49 62
												284	A	Fairfield	60 53
												284	H	Fairfield	62 59
												313	A	Iona	66 58
												313	H	Iona	75 64
												313	N	Iona	54 46
												322	H	NJIT	67 46
												347	A	Saint Peter's	78 43
												347	H	Saint Peter's	60 38
LAST 12 Division I GAMES:															
				313	N	Iona	54 46					267	H	Manhattan	57 60
				129	N	Boston College	61 112					347	A	Saint Peter's	78 43
				284	A	Fairfield	60 53					313	H	Iona	75 64
				276	H	Siena	77 54					122	H	Marist	70 64
				268	A	Niagara	79 64					228	H	Monmouth	65 50
				44	H	Quinnipiac	60 66					44	A	Quinnipiac	56 72

Non-Div I Games:

Rider

 Loss,
  Non-Conf,
  S Site,
  H Home
  A Away
 N Neutral

Report Header				Through Games of March 9, 2019						
Average RPI Win:	289	WON-LOST	WINNING	LAST 10	STRENGTH OF	OPP. STRENGTH	TEAM	ADJ.	CONF.	ADJ CONF.
Average RPI Loss:	146	RECORD	PCT. RANK	GAMES	SCHEDULE	OF SCHEDULE	RPI	RPI	RPI	RPI
DIV. I ONLY	18- 10	97	0- 1	306	303	176	176	31	31	
DIV. I NON-CONF.	2- 8	293	0- 1	214	78	308	308	31	31	
TOTALS	RPI 1-25	RPI 26-50	W-L RECORDS	RPI 51-100	RPI 101-150	RPI 150+				
18- 10	0- 1	0- 1	OVERALL	0- 2	0- 1	18- 5				
11- 3	0- 0	0- 1	HOME	0- 1	0- 0	11- 1				
7- 6	0- 1	0- 0	AWAY	0- 1	0- 1	7- 3				
0- 1	0- 0	0- 0	NEUTRAL	0- 0	0- 0	0- 1				
2- 8	0- 1	0- 1	NON-CONFERENCE	0- 2	0- 1	2- 3				
2- 3	0- 0	0- 1	HOME	0- 1	0- 0	2- 1				
0- 4	0- 1	0- 0	AWAY	0- 1	0- 1	0- 1				
0- 1	0- 0	0- 0	NEUTRAL	0- 0	0- 0	0- 1				
16- 2	0- 0	0- 0	CONFERENCE	0- 0	0- 0	16- 2				
9- 0	0- 0	0- 0	HOME	0- 0	0- 0	9- 0				
7- 2	0- 0	0- 0	AWAY	0- 0	0- 0	7- 2				
0- 0	0- 0	0- 0	NEUTRAL	0- 0	0- 0	0- 0				

RPI 1-25			
RPI	S	Opponent	Score
9	A	Iowa	63 92
RPI 26-50			
RPI	S	Opponent	Score
26	H	James Madison	36 59
RPI 51-100			
RPI	S	Opponent	Score
83	H	Kent St.	46 54
98	A	Loyola Marymount	53 61
RPI 101+			
RPI	S	Opponent	Score
115	A	Youngstown St.	59 69
182	A	Sacred Heart	45 54
182	H	Sacred Heart	64 46
209	A	Saint Francis (PA)	66 60
209	H	Saint Francis (PA)	66 53
218	A	Bowling Green	60 61
227	N	SMU	55 60
236	A	St. Francis Brooklyn	75 56
236	H	St. Francis Brooklyn	74 57
244	A	Mt. St. Mary's	55 61
244	H	Mt. St. Mary's	70 58
260	H	Rhode Island	41 46
286	H	La Salle	67 39
294	A	Bryant	60 57
294	H	Bryant	59 56
315	A	Wagner	77 57
315	H	Wagner	69 46
325	A	Central Conn. St.	64 57
325	H	Central Conn. St.	60 40
337	H	Delaware St.	64 63
344	A	Fairleigh Dickinson	63 43
344	H	Fairleigh Dickinson	71 49
350	A	LIU Brooklyn	89 37
350	H	LIU Brooklyn	71 54

Non-Div I Games: Pitt.-Johnstown 73 53

Robert Morris

■ Loss, ■ Non-Conf, S Site, H Home A Away N Neutral

REGULAR SEASON				THROUGH GAMES OF MARCH 9, 2019						
Average RPI Win:	138	WON-LOST	WINNING	LAST 10	STRENGTH OF	OPP. STRENGTH	TEAM	ADJ.	CONF.	ADJ CONF.
Average RPI Loss:	45	RECORD	PCT. RANK	GAMES	SCHEDULE	OF SCHEDULE	RPI	RPI	RPI	RPI
DIV. I ONLY	22- 8	53	1- 0	33	66	24	24	4	4	
DIV. I NON-CONF.	8- 3	72	0- 0	88	116	59	59	6	6	

TOTALS	RPI 1-25	RPI 26-50		W-L RECORDS		RPI 51-100	RPI 101-150	RPI 150+		
22- 8	1- 4	3- 1		OVERALL		6- 2	5- 1	7- 0		
13- 2	0- 1	2- 0		HOME		2- 1	4- 0	5- 0		
7- 4	1- 1	1- 1		AWAY		3- 1	1- 1	1- 0		
2- 2	0- 2	0- 0		NEUTRAL		1- 0	0- 0	1- 0		
8- 3	0- 2	0- 0		NON-CONFERENCE		2- 1	1- 0	5- 0		
6- 0	0- 0	0- 0		HOME		1- 0	1- 0	4- 0		
1- 1	0- 0	0- 0		AWAY		1- 1	0- 0	0- 0		
1- 2	0- 2	0- 0		NEUTRAL		0- 0	0- 0	1- 0		
14- 5	1- 2	3- 1		CONFERENCE		4- 1	4- 1	2- 0		
7- 2	0- 1	2- 0		HOME		1- 1	3- 0	1- 0		
6- 3	1- 1	1- 1		AWAY		2- 0	1- 1	1- 0		
1- 0	0- 0	0- 0		NEUTRAL		1- 0	0- 0	0- 0		

RPI	S	Opponent	Score	RPI	S	Opponent	Score	RPI	S	Opponent	Score	RPI	S	Opponent	Score
9	A	Iowa	66 72	40	H	Michigan St.	76 62	65	A	Virginia Tech	51 67	106	A	Minnesota	46 60
13	N	Gonzaga	40 57	43	A	Michigan	76 86	82	H	LSU	57 43	106	H	Minnesota	60 54
14	A	Maryland	73 65	46	A	Indiana	69 61	84	A	Harvard	60 49	116	H	Northwestern	45 41
14	H	Maryland	48 62	46	H	Indiana	69 64	88	H	Purdue	65 63	137	H	Stony Brook	61 47
17	N	Drake	59 69					88	N	Purdue	64 49	145	A	Penn St.	69 61
								91	A	Nebraska	62 56	145	H	Penn St.	74 61
								95	A	Ohio St.	66 56	180	H	Wisconsin	73 53
								95	H	Ohio St.	39 59	209	H	Saint Francis (PA)	96 52
												220	A	Illinois	71 60
												242	H	Albany (NY)	65 39
												243	N	ETSU	68 44
												288	H	Brown	73 52
												325	H	Central Conn. St.	73 44
LAST 12 Division I GAMES:															
88	N	Purdue	64 49	43	A	Michigan	76 86								
243	N	ETSU	68 44	46	A	Indiana	69 61								
13	N	Gonzaga	40 57	95	H	Ohio St.	39 59								
95	A	Ohio St.	66 56	14	H	Maryland	48 62								
106	H	Minnesota	60 54	106	A	Minnesota	46 60								
180	H	Wisconsin	73 53	46	H	Indiana	69 64								

Non-Div I Games:

Rutgers

■ Loss,
 ■ Non-Conf, S Site,
 ■ Home
 ■ Away
 N Neutral

SFA										
Average RPI Win:	233	WON-LOST	WINNING	LAST 10	STRENGTH OF	OPP. STRENGTH	TEAM	ADJ.	CONF.	ADJ CONF.
Average RPI Loss:	101	RECORD	PCT. RANK	GAMES	SCHEDULE	OF SCHEDULE	RPI	RPI	RPI	RPI
DIV. I ONLY	21- 5	22	0- 1	217	257	64	64	25	25	
DIV. I NON-CONF.	6- 3	91	0- 1	84	180	63	63	22	22	
<hr/>										
TOTALS	RPI 1-25	RPI 26-50	W-L RECORDS	RPI 51-100	RPI 101-150	RPI 150+				
21- 5	0- 1	1- 2	OVERALL	0- 0	4- 1	16- 1				
13- 0	0- 0	1- 0	HOME	0- 0	3- 0	9- 0				
7- 5	0- 1	0- 2	AWAY	0- 0	1- 1	6- 1				
1- 0	0- 0	0- 0	NEUTRAL	0- 0	0- 0	1- 0				
6- 3	0- 1	0- 1	NON-CONFERENCE	0- 0	2- 1	4- 0				
5- 0	0- 0	0- 0	HOME	0- 0	2- 0	3- 0				
0- 3	0- 1	0- 1	AWAY	0- 0	0- 1	0- 0				
1- 0	0- 0	0- 0	NEUTRAL	0- 0	0- 0	1- 0				
15- 2	0- 0	1- 1	CONFERENCE	0- 0	2- 0	12- 1				
8- 0	0- 0	1- 0	HOME	0- 0	1- 0	6- 0				
7- 2	0- 0	0- 1	AWAY	0- 0	1- 0	6- 1				
0- 0	0- 0	0- 0	NEUTRAL	0- 0	0- 0	0- 0				

RPI 1-25				RPI 26-50				RPI 51-100				Team's RPI: 64				RPI 101+			
RPI	S	Opponent	Score	RPI	S	Opponent	Score	RPI	S	Opponent	Score	RPI	S	Opponent	Score	RPI	S	Opponent	Score
18	A	Miami (FL)	60 81	42	A	New Mexico	33 74									128	H	Yale	67 57
				47	A	Lamar University	46 62									141	A	Abilene Christian	71 55
				47	H	Lamar University	70 58									141	H	Abilene Christian	65 48
																143	H	Montana St.	60 53
																144	A	Texas Tech	69 77
																160	H	Nicholls St.	70 62
																161	H	Tulsa	76 34
																174	A	Sam Houston St.	78 68
																199	N	Hampton	70 68
																211	H	Texas Southern	74 55
																255	A	A&M-Corpus Christi	44 46
																277	A	Central Ark.	59 53
																277	H	Central Ark.	79 43
																287	H	New Orleans	97 38
																305	H	Morgan St.	69 42
																310	A	Incarinate Word	66 56
																310	H	Incarinate Word	65 48
																317	A	McNeese	97 48
																320	A	Northwestern St.	87 67
																320	H	Northwestern St.	84 56
																324	A	Southeastern La.	62 51
																336	H	Houston Baptist	65 53
<hr/>																			
LAST 12 Division I GAMES:																			
				42	A	New Mexico	33 74					255	A	A&M-Corpus Christi	44 46				
				128	H	Yale	67 57					320	A	Northwestern St.	87 67				
				141	H	Abilene Christian	65 48					317	A	McNeese	97 48				
				47	A	Lamar University	46 62					47	H	Lamar University	70 58				
				277	H	Central Ark.	79 43					336	H	Houston Baptist	65 53				
				310	H	Incarinate Word	65 48					174	A	Sam Houston St.	78 68				

Non-Div I Games: Wiley 97 38 Cameron 86 59 Our Lady of the Lak93 77

SFA

Loss, Non-Conf, S Site, H Home A Away N Neutral

SIUE										
Average RPI Win:	274	WON-LOST	WINNING	LAST 10	STRENGTH OF	OPP. STRENGTH	TEAM	ADJ.	CONF.	ADJ CONF.
Average RPI Loss:	171	RECORD	PCT. RANK	GAMES	SCHEDULE	OF SCHEDULE	RPI	RPI	RPI	RPI
DIV. I ONLY	12- 16	218	0- 1	286	278	238	238	22	22	
DIV. I NON-CONF.	4- 6	212	0- 0	313	255	236	236	23	23	
TOTALS	RPI 1-25	RPI 26-50	W-L RECORDS	RPI 51-100	RPI 101-150	RPI 150+				
12- 16	0- 0	0- 1	OVERALL	0- 2	1- 4	11- 9				
6- 4	0- 0	0- 0	HOME	0- 0	1- 2	5- 2				
6- 11	0- 0	0- 1	AWAY	0- 1	0- 2	6- 7				
0- 1	0- 0	0- 0	NEUTRAL	0- 1	0- 0	0- 0				
4- 6	0- 0	0- 1	NON-CONFERENCE	0- 1	0- 0	4- 4				
1- 0	0- 0	0- 0	HOME	0- 0	0- 0	1- 0				
3- 5	0- 0	0- 1	AWAY	0- 0	0- 0	3- 4				
0- 1	0- 0	0- 0	NEUTRAL	0- 1	0- 0	0- 0				
8- 10	0- 0	0- 0	CONFERENCE	0- 1	1- 4	7- 5				
5- 4	0- 0	0- 0	HOME	0- 0	1- 2	4- 2				
3- 6	0- 0	0- 0	AWAY	0- 1	0- 2	3- 3				
0- 0	0- 0	0- 0	NEUTRAL	0- 0	0- 0	0- 0				

RPI 1-25			RPI 26-50			RPI 51-100			RPI 101+			Team's RPI: 238
RPI	S	Opponent	Score	RPI	S	Opponent	Score	RPI	S	Opponent	Score	
27	A	Missouri	36 59	54	A	Belmont	54 87	111	A	UT Martin	55 68	
				68	N	Missouri St.	65 68	111	H	UT Martin	48 75	
								132	H	Morehead St.	67 73	
								148	A	Tennessee Tech	55 79	
								148	H	Tennessee Tech	63 61	
								156	H	Illinois St.	68 61	
								178	A	Saint Louis	56 63	
								213	A	Jacksonville St.	51 47	
								213	H	Jacksonville St.	61 68	
								220	A	Illinois	57 74	
								234	A	UMKC	75 80	
								239	A	Southeast Mo. St.	58 63	
								239	H	Southeast Mo. St.	52 62	
								246	A	Loyola Chicago	43 56	
								261	A	Murray St.	75 81	
								261	H	Murray St.	71 54	
								262	A	Austin Peay	65 77	
								262	H	Austin Peay	69 68	
								296	A	Eastern Ill.	65 56	
								296	H	Eastern Ill.	78 62	
								304	A	Tennessee St.	66 55	
								328	A	Evansville	54 45	
								332	H	Eastern Ky.	74 55	
								338	A	Purdue Fort Wayne	57 49	
								349	A	Chicago St.	82 66	
LAST 12 Division I GAMES:												
213	H	Jacksonville St.	61 68	261	A	Murray St.	75 81					
148	H	Tennessee Tech	63 61	262	A	Austin Peay	65 77					
54	A	Belmont	54 87	332	H	Eastern Ky.	74 55					
304	A	Tennessee St.	66 55	132	H	Morehead St.	67 73					
111	H	UT Martin	48 75	111	A	UT Martin	55 68					
296	H	Eastern Ill.	78 62	239	A	Southeast Mo. St.	58 63					

Non-Div I Games: McKendree 64 63

SIUE

■ Loss,
 ■ Non-Conf,
 ■ S Site,
 ■ Home
 ■ A Away
 N Neutral

SMU				STRENGTH OF SCHEDULE	OPP. STRENGTH OF SCHEDULE	TEAM RPI	ADJ. RPI	CONF. RPI	ADJ CONF. RPI
Average RPI Win:	223	WON-LOST RECORD	WINNING PCT. RANK						
Average RPI Loss:	126		LAST 10 GAMES						
DIV. I ONLY	11- 19	248	0- 1	119	138	227	227	9	9
DIV. I NON-CONF.	6- 7	172	0- 0	184	278	230	230	8	8

TOTALS	RPI 1-25	RPI 26-50	W-L RECORDS	RPI 51-100	RPI 101-150	RPI 150+			
11- 19	0- 3	0- 1	OVERALL	0- 5	1- 1	10- 9			
8- 8	0- 1	0- 0	HOME	0- 2	1- 0	7- 5			
1- 10	0- 2	0- 1	AWAY	0- 3	0- 1	1- 3			
2- 1	0- 0	0- 0	NEUTRAL	0- 0	0- 0	2- 1			
6- 7	0- 0	0- 1	NON-CONFERENCE	0- 2	0- 1	6- 3			
4- 4	0- 0	0- 0	HOME	0- 1	0- 0	4- 3			
0- 3	0- 0	0- 1	AWAY	0- 1	0- 1	0- 0			
2- 0	0- 0	0- 0	NEUTRAL	0- 0	0- 0	2- 0			
5- 12	0- 3	0- 0	CONFERENCE	0- 3	1- 0	4- 6			
4- 4	0- 1	0- 0	HOME	0- 1	1- 0	3- 2			
1- 7	0- 2	0- 0	AWAY	0- 2	0- 0	1- 3			
0- 1	0- 0	0- 0	NEUTRAL	0- 0	0- 0	0- 1			

RPI 1-25				RPI 26-50				RPI 51-100				RPI 101+ Team's RPI: 227			
RPI	S	Opponent	Score	RPI	S	Opponent	Score	RPI	S	Opponent	Score	RPI	S	Opponent	Score
6	A	UConn	39 79	34	A	Rice	52 66	51	A	TCU	63 65	114	A	Northern Colo.	57 58
15	A	UCF	43 55					73	A	Cincinnati	57 69	121	H	South Fla.	46 44
15	H	UCF	54 66					79	H	UT Arlington	41 66	152	H	Oklahoma	61 77
								100	A	Houston	68 69	158	H	Alabama	61 62
								100	H	Houston	61 72	161	A	Tulsa	35 49
												166	H	Temple	53 52
												168	A	Tulane	64 60
												168	H	Tulane	43 61
												176	N	Robert Morris	60 55
												192	H	North Texas	73 66
												194	A	East Carolina	61 67
												194	H	East Carolina	54 64
												194	N	East Carolina	48 50
												224	H	Memphis	71 48
												237	N	Northern Ariz.	55 48
												256	A	Wichita St.	42 53
												256	H	Wichita St.	78 50
												282	H	CSU Bakersfield	49 43
												301	H	La.-Monroe	49 38
												324	H	Southeastern La.	62 63
												327	H	Mississippi Val.	62 47
LAST 12 Division I GAMES:															
194	N	East Carolina	48 50	256	A	Wichita St.	42 53								
237	N	Northern Ariz.	55 48	194	H	East Carolina	54 64								
194	A	East Carolina	61 67	15	H	UCF	54 66								
224	H	Memphis	71 48	161	A	Tulsa	35 49								
168	A	Tulane	64 60	100	A	Houston	68 69								
166	H	Temple	53 52	121	H	South Fla.	46 44								

Non-Div I Games:

SMU

■ Loss,
 ■ Non-Conf,
 ■ S Site,
 ■ Home
 ■ Away
 N Neutral

Sacramento St.

Through Games Of March 8, 2019

Average RPI Win:	263	WON-LOST	WINNING	LAST 10	STRENGTH OF	OPP. STRENGTH	TEAM	ADJ.	CONF.	ADJ CONF.
Average RPI Loss:	131	RECORD	PCT. RANK	GAMES	SCHEDULE	OF SCHEDULE	RPI	RPI	RPI	RPI
DIV. I ONLY	9- 17	260	1- 0	193	191	257	257	16	16	
DIV. I NON-CONF.	3- 4	199	1- 0	171	242	219	219	12	12	
TOTALS	RPI 1-25	RPI 26-50	W-L RECORDS	RPI 51-100	RPI 101-150	RPI 150+				
9- 17	0- 0	0- 1	OVERALL	0- 3	0- 9	9- 4				
4- 9	0- 0	0- 0	HOME	0- 2	0- 4	4- 3				
3- 7	0- 0	0- 1	AWAY	0- 1	0- 4	3- 1				
2- 1	0- 0	0- 0	NEUTRAL	0- 0	0- 1	2- 0				
3- 4	0- 0	0- 1	NON-CONFERENCE	0- 1	0- 1	3- 1				
1- 2	0- 0	0- 0	HOME	0- 1	0- 0	1- 1				
0- 1	0- 0	0- 1	AWAY	0- 0	0- 0	0- 0				
2- 1	0- 0	0- 0	NEUTRAL	0- 0	0- 1	2- 0				
6- 13	0- 0	0- 0	CONFERENCE	0- 2	0- 8	6- 3				
3- 7	0- 0	0- 0	HOME	0- 1	0- 4	3- 2				
3- 6	0- 0	0- 0	AWAY	0- 1	0- 4	3- 1				
0- 0	0- 0	0- 0	NEUTRAL	0- 0	0- 0	0- 0				

RPI S	Opponent	Score	RPI S	Opponent	Score	RPI S	Opponent	Score	RPI S	Opponent	Score	Team's RPI: 257
42	A New Mexico	53 85	77	A Idaho	66 104	104	N Pepperdine	97 113				
			77	H Idaho	65 69	108	A Idaho St.	43 73				
			85	H UC Davis	60 109	108	H Idaho St.	42 56				
						114	A Northern Colo.	69 82				
						114	H Northern Colo.	61 71				
						136	A Portland St.	58 74				
						136	H Portland St.	57 75				
						143	A Montana St.	58 64				
						143	H Montana St.	53 69				
						173	H Montana	86 88				
						185	A Eastern Wash.	73 70				
						185	H Eastern Wash.	62 71				
						199	N Hampton	65 61				
						220	N Illinois	109 107				
						237	A Northern Ariz.	69 71				
						237	H Northern Ariz.	65 61				
						250	H San Francisco	75 86				
						283	A Southern Utah	75 69				
						283	H Southern Utah	77 76				
						316	H Cal Poly	88 85				
						321	A Weber St.	78 69				
						321	H Weber St.	77 62				
LAST 12 Division I GAMES:												
199	N Hampton	65 61	237	A Northern Ariz.	69 71							
143	A Montana St.	58 64	283	A Southern Utah	75 69							
77	H Idaho	65 69	114	H Northern Colo.	61 71							
185	H Eastern Wash.	62 71	136	A Portland St.	58 74							
136	H Portland St.	57 75	321	H Weber St.	77 62							
321	A Weber St.	78 69	108	H Idaho St.	42 56							

Non-Div I Games: Antelope Valley 86 80

Sacramento St.

Loss, Non-Conf, S Site, H Home A Away N Neutral

RPI 1-25			
RPI	S	Opponent	Score
21	A	Kentucky	43 71
RPI 26-50			
RPI	S	Opponent	Score
RPI 51-100			
RPI	S	Opponent	Score
Team's RPI: 182			
RPI	S	Opponent	Score
119	A	Providence	52 62
127	A	Lehigh	66 70
137	H	Stony Brook	58 73
176	A	Robert Morris	46 64
176	H	Robert Morris	54 45
203	A	Massachusetts	61 78
209	A	Saint Francis (PA)	68 85
209	H	Saint Francis (PA)	77 51
228	H	Monmouth	50 55
232	H	Saint Joseph's	44 61
236	A	St. Francis Brooklyn	68 66
236	H	St. Francis Brooklyn	53 56
244	A	Mt. St. Mary's	53 46
244	H	Mt. St. Mary's	76 41
245	A	Hofstra	70 64
267	A	Manhattan	74 46
276	H	Siena	72 50
294	A	Bryant	67 57
294	H	Bryant	49 48
312	A	New Hampshire	71 60
315	A	Wagner	80 68
315	H	Wagner	72 64
325	A	Central Conn. St.	73 46
325	H	Central Conn. St.	66 61
344	A	Fairleigh Dickinson	82 63
344	H	Fairleigh Dickinson	68 62
LAST 12 Division I GAMES:			
244	A	Mt. St. Mary's	53 46
176	H	Robert Morris	54 45
209	H	Saint Francis (PA)	77 51
344	A	Fairleigh Dickinson	82 63
325	A	Central Conn. St.	73 46
350	A	LIU Brooklyn	64 69
294	A	Bryant	67 57
344	H	Fairleigh Dickinson	68 62
244	H	Mt. St. Mary's	76 41
236	H	St. Francis Brooklyn	53 56
176	A	Robert Morris	46 64
209	A	Saint Francis (PA)	68 85

Non-Div I Games:

RPI	S	Opponent	Score	
350	A	LIU Brooklyn	64	69
350	H	LIU Brooklyn	75	53

Sacred Heart

Saint Francis (PA)

Through Games Of March 8, 2019

Average RPI Win:	282	WON-LOST	WINNING	LAST 10	STRENGTH OF	OPP. STRENGTH	TEAM	ADJ.	CONF.	ADJ CONF.
Average RPI Loss:	163	RECORD	PCT. RANK	GAMES	SCHEDULE	OF SCHEDULE	RPI	RPI	RPI	RPI
DIV. I ONLY	13- 16	206	0- 1	195	310	209	209	31	31	
DIV. I NON-CONF.	2- 9	297	0- 1	27	98	193	193	31	31	
TOTALS	RPI 1-25	RPI 26-50	W-L RECORDS	RPI 51-100	RPI 101-150	RPI 150+				
13- 16	0- 2	0- 1	OVERALL	0- 1	1- 3	12- 9				
8- 4	0- 0	0- 0	HOME	0- 1	1- 1	7- 2				
5- 10	0- 2	0- 0	AWAY	0- 0	0- 2	5- 6				
0- 2	0- 0	0- 1	NEUTRAL	0- 0	0- 0	0- 1				
2- 9	0- 2	0- 1	NON-CONFERENCE	0- 1	1- 3	1- 2				
1- 2	0- 0	0- 0	HOME	0- 1	1- 1	0- 0				
1- 5	0- 2	0- 0	AWAY	0- 0	0- 2	1- 1				
0- 2	0- 0	0- 1	NEUTRAL	0- 0	0- 0	0- 1				
11- 7	0- 0	0- 0	CONFERENCE	0- 0	0- 0	11- 7				
7- 2	0- 0	0- 0	HOME	0- 0	0- 0	7- 2				
4- 5	0- 0	0- 0	AWAY	0- 0	0- 0	4- 5				
0- 0	0- 0	0- 0	NEUTRAL	0- 0	0- 0	0- 0				

RPI 1-25				RPI 26-50				RPI 51-100				RPI 101+ Team's RPI: 209			
RPI	S	Opponent	Score	RPI	S	Opponent	Score	RPI	S	Opponent	Score	RPI	S	Opponent	Score
2	A	Baylor	58 116	49	N	Boise St.	64 78	63	H	FGCU	69 83	115	A	Youngstown St.	56 80
24	A	Rutgers	52 96									124	A	Pittsburgh	75 78
												132	H	Morehead St.	89 83
												133	H	Duquesne	73 93
												173	N	Montana	77 79
												176	A	Robert Morris	53 66
												176	H	Robert Morris	60 66
												182	A	Sacred Heart	51 77
												182	H	Sacred Heart	85 68
												187	A	Liberty	53 82
												236	A	St. Francis Brooklyn	65 78
												236	H	St. Francis Brooklyn	86 84
												244	A	Mt. St. Mary's	83 72
												244	H	Mt. St. Mary's	68 66
												294	A	Bryant	63 66
												294	H	Bryant	78 66
												315	A	Wagner	67 58
												315	H	Wagner	107 70
												325	A	Central Conn. St.	62 73
												325	H	Central Conn. St.	83 68
												339	A	Longwood	91 88
												344	A	Fairleigh Dickinson	77 65
												344	H	Fairleigh Dickinson	75 64
												350	A	LIU Brooklyn	80 66
												350	H	LIU Brooklyn	69 75
LAST 12 Division I GAMES:															
173	N	Montana	77 79	176	H	Robert Morris	60 66	344	A	Fairleigh Dickinson	77 65	344	H	Fairleigh Dickinson	75 64
176	A	Robert Morris	53 66	294	H	Bryant	78 66	325	H	Central Conn. St.	83 68	244	A	Mt. St. Mary's	83 72
315	A	Wagner	67 58	244	A	Mt. St. Mary's	83 72	315	H	Wagner	107 70	350	H	LIU Brooklyn	69 75
182	A	Sacred Heart	51 77	350	H	LIU Brooklyn	69 75								

Non-Div I Games: Seton Hill 86 74

Saint Francis (PA)

Loss, Non-Conf, S Site, H Home A Away N Neutral

Saint Joseph's

Through Games Of March 8, 2019

Average RPI Win:	238	WON-LOST	WINNING	LAST 10	STRENGTH OF	OPP. STRENGTH	TEAM	ADJ.	CONF.	ADJ CONF.
Average RPI Loss:	130	RECORD	PCT. RANK	GAMES	SCHEDULE	OF SCHEDULE	RPI	RPI	RPI	RPI
DIV. I ONLY	12- 19	236	1- 1	170	164	232	232	17	17	
DIV. I NON-CONF.	4- 9	252	0- 0	134	163	243	243	16	16	
TOTALS	RPI 1-25	RPI 26-50	W-L RECORDS	RPI 51-100	RPI 101-150	RPI 150+				
12- 19	0- 0	0- 2	OVERALL	0- 6	0- 5	12- 6				
8- 9	0- 0	0- 2	HOME	0- 2	0- 2	8- 3				
4- 9	0- 0	0- 0	AWAY	0- 3	0- 3	4- 3				
0- 1	0- 0	0- 0	NEUTRAL	0- 1	0- 0	0- 0				
4- 9	0- 0	0- 2	NON-CONFERENCE	0- 2	0- 2	4- 3				
3- 5	0- 0	0- 2	HOME	0- 0	0- 1	3- 2				
1- 4	0- 0	0- 0	AWAY	0- 2	0- 1	1- 1				
0- 0	0- 0	0- 0	NEUTRAL	0- 0	0- 0	0- 0				
8- 10	0- 0	0- 0	CONFERENCE	0- 4	0- 3	8- 3				
5- 4	0- 0	0- 0	HOME	0- 2	0- 1	5- 1				
3- 5	0- 0	0- 0	AWAY	0- 1	0- 2	3- 2				
0- 1	0- 0	0- 0	NEUTRAL	0- 1	0- 0	0- 0				

RPI S	Opponent	Score	RPI S	Opponent	Score	RPI S	Opponent	Score	RPI S	Opponent	Score	Team's RPI: 232
45	H Villanova	35 47	48	H Auburn	70 81	56	A Penn	45 65	110	A Dayton	65 72	
						70	A Drexel	34 51	120	H Towson	52 73	
						93	A VCU	40 59	131	A Delaware	39 48	
						93	H VCU	47 65	133	A Duquesne	73 81	
						93	N VCU	47 58	133	H Duquesne	56 67	
						97	H Fordham	41 51	154	H Davidson	66 54	
									166	H Temple	52 58	
									171	H Rider	54 56	
									178	H Saint Louis	49 62	
									182	A Sacred Heart	61 44	
									203	H Massachusetts	55 54	
									212	A George Washington	41 38	
									212	H George Washington	61 49	
									222	A George Mason	59 68	
									249	A Navy	48 49	
									253	H Columbia	68 61	
									260	A Rhode Island	55 48	
									263	H St. Bonaventure	66 41	
									268	H Niagara	68 54	
									271	A Richmond	45 46	
									274	H Loyola Maryland	49 46	
									286	A La Salle	64 63	
									286	H La Salle	60 57	
LAST 12 Division I GAMES:												
212	H George Washington	61 49	133	H Duquesne	56 67							
93	N VCU	47 58	286	A La Salle	64 63							
274	H Loyola Maryland	49 46	203	H Massachusetts	55 54							
97	H Fordham	41 51	212	A George Washington	41 38							
222	A George Mason	59 68	154	H Davidson	66 54							
260	A Rhode Island	55 48	93	H VCU	47 65							

Non-Div I Games:

Saint Joseph's

■ Loss,
 ■ Non-Conf,
 ■ S Site,
 ■ H Home
 ■ A Away
 N Neutral

Saint Louis

Through Games Of March 8, 2019

Average RPI Win:	214	WON-LOST	WINNING	LAST 10	STRENGTH OF	OPP. STRENGTH	TEAM	ADJ.	CONF.	ADJ CONF.
Average RPI Loss:	131	RECORD	PCT. RANK	GAMES	SCHEDULE	OF SCHEDULE	RPI	RPI	RPI	RPI
DIV. I ONLY	15- 16	181	1- 0	181	123	178	178	17	17	
DIV. I NON-CONF.	5- 8	224	0- 0	217	48	220	220	16	16	
TOTALS	RPI 1-25	RPI 26-50	W-L RECORDS	RPI 51-100	RPI 101-150	RPI 150+				
15- 16	0- 1	0- 1	OVERALL	2- 4	3- 3	10- 7				
9- 6	0- 1	0- 1	HOME	1- 2	2- 0	6- 2				
6- 7	0- 0	0- 0	AWAY	1- 2	1- 1	4- 4				
0- 3	0- 0	0- 0	NEUTRAL	0- 0	0- 2	0- 1				
5- 8	0- 1	0- 1	NON-CONFERENCE	1- 1	1- 1	3- 4				
2- 4	0- 1	0- 1	HOME	0- 1	1- 0	1- 1				
3- 2	0- 0	0- 0	AWAY	1- 0	0- 0	2- 2				
0- 2	0- 0	0- 0	NEUTRAL	0- 0	0- 1	0- 1				
10- 8	0- 0	0- 0	CONFERENCE	1- 3	2- 2	7- 3				
7- 2	0- 0	0- 0	HOME	1- 1	1- 0	5- 1				
3- 5	0- 0	0- 0	AWAY	0- 2	1- 1	2- 2				
0- 1	0- 0	0- 0	NEUTRAL	0- 0	0- 1	0- 0				

RPI	S	Opponent	Score	RPI	S	Opponent	Score	RPI	S	Opponent	Score	RPI	S	Opponent	Score	Team's RPI: 178
6	H	UConn	42 98	27	H	Missouri	62 74	73	H	Cincinnati	50 51	110	A	Dayton	57 73	
								93	A	VCU	47 57	110	H	Dayton	68 65	
								93	H	VCU	76 60	128	N	Yale	52 58	
								94	A	Virginia	67 65	133	A	Duquesne	67 63	
								97	A	Fordham	51 54	133	N	Duquesne	51 72	
								97	H	Fordham	53 56	150	H	Southern Ill.	62 58	
												154	A	Davidson	57 60	
												156	A	Illinois St.	67 72	
												161	A	Tulsa	75 86	
												170	N	Chattanooga	61 71	
												203	A	Massachusetts	66 70	
												212	H	George Washington	60 44	
												222	H	George Mason	60 53	
												225	H	Indiana St.	56 60	
												232	A	Saint Joseph's	62 49	
												238	H	SIUE	63 56	
												260	H	Rhode Island	56 68	
												263	A	St. Bonaventure	62 45	
												271	H	Richmond	58 49	
												271	H	Richmond	78 48	
												286	H	La Salle	69 58	
												307	A	Fla. Atlantic	93 61	
												332	A	Eastern Ky.	70 43	
LAST 12 Division I GAMES:																
271	H	Richmond	58 49	271	H	Richmond	78 48									
133	N	Duquesne	51 72	133	A	Duquesne	67 63									
307	A	Fla. Atlantic	93 61	286	H	La Salle	69 58									
110	A	Dayton	57 73	97	A	Fordham	51 54									
93	H	VCU	76 60	212	H	George Washington	60 44									
154	A	Davidson	57 60	222	H	George Mason	60 53									

Non-Div I Games:

Saint Louis

■ Loss,
 ■ Non-Conf,
 ■ S Site,
 ■ Home
 ■ A Away
 N Neutral

Saint Mary's (CA)

Through Games Of March 8, 2019

Average RPI Win:	176	WON-LOST	WINNING	LAST 10	STRENGTH OF	OPP. STRENGTH	TEAM	ADJ.	CONF.	ADJ CONF.
Average RPI Loss:	51	RECORD	PCT. RANK	GAMES	SCHEDULE	OF SCHEDULE	RPI	RPI	RPI	RPI
DIV. I ONLY	19- 10	90	1- 0	58	83	55	55	7	7	
DIV. I NON-CONF.	7- 4	108	1- 0	65	55	58	58	7	7	
TOTALS	RPI 1-25	RPI 26-50	W-L RECORDS	RPI 51-100	RPI 101-150	RPI 150+				
19- 10	0- 4	1- 2	OVERALL	4- 3	1- 1	13- 0				
9- 4	0- 2	0- 2	HOME	3- 0	1- 0	5- 0				
8- 6	0- 2	1- 0	AWAY	0- 3	0- 1	7- 0				
2- 0	0- 0	0- 0	NEUTRAL	1- 0	0- 0	1- 0				
7- 4	0- 2	0- 1	NON-CONFERENCE	2- 1	0- 0	5- 0				
2- 2	0- 1	0- 1	HOME	1- 0	0- 0	1- 0				
3- 2	0- 1	0- 0	AWAY	0- 1	0- 0	3- 0				
2- 0	0- 0	0- 0	NEUTRAL	1- 0	0- 0	1- 0				
12- 6	0- 2	1- 1	CONFERENCE	2- 2	1- 1	8- 0				
7- 2	0- 1	0- 1	HOME	2- 0	1- 0	4- 0				
5- 4	0- 1	1- 0	AWAY	0- 2	0- 1	4- 0				
0- 0	0- 0	0- 0	NEUTRAL	0- 0	0- 0	0- 0				

RPI 1-25				RPI 26-50				RPI 51-100 Team's RPI: 55				RPI 101+			
RPI	S	Opponent	Score	RPI	S	Opponent	Score	RPI	S	Opponent	Score	RPI	S	Opponent	Score
5	H	Oregon	55 79	35	A	BYU	78 75	61	H	Wyoming	90 84	104	A	Pepperdine	72 77
13	A	Gonzaga	62 74	35	H	BYU	73 74	85	A	UC Davis	74 76	104	H	Pepperdine	79 68
13	H	Gonzaga	52 66	39	H	California	78 81	90	A	Pacific	67 76	157	A	Washington St.	70 64
25	A	Oregon St.	56 89					90	H	Pacific	75 62	162	N	Texas St.	89 62
								96	N	Old Dominion	83 65	164	A	Santa Clara	83 59
								98	A	Loyola Marymount	56 69	164	H	Santa Clara	81 68
								98	H	Loyola Marymount	86 62	188	A	Portland	98 91
												188	H	Portland	113 85
												193	H	Milwaukee	73 71
												250	A	San Francisco	80 65
												250	H	San Francisco	88 63
												270	A	San Diego	80 49
												270	H	San Diego	74 60
												295	A	UC Santa Barbara	80 55
												316	A	Cal Poly	69 51
LAST 12 Division I GAMES:															
				96	N	Old Dominion	83 65	270	A	San Diego	80 49				
				90	H	Pacific	75 62	35	A	BYU	78 75				
				104	A	Pepperdine	72 77	13	H	Gonzaga	52 66				
				98	A	Loyola Marymount	56 69	188	H	Portland	113 85				
				250	H	San Francisco	88 63	98	H	Loyola Marymount	86 62				
				164	H	Santa Clara	81 68	104	H	Pepperdine	79 68				

Non-Div I Games:

Saint Mary's (CA)

■ Loss,
 ■ Non-Conf,
 ■ S Site,
 ■ Home
 ■ A Away
 N Neutral

Saint Peter's

Through Games Of March 8, 2019

Average RPI Win:	324	WON-LOST	WINNING	LAST 10	STRENGTH OF	OPP. STRENGTH	TEAM	ADJ.	CONF.	ADJ CONF.
Average RPI Loss:	230	RECORD	PCT. RANK	GAMES	SCHEDULE	OF SCHEDULE	RPI	RPI	RPI	RPI
DIV. I ONLY	6- 24	319	0- 1	348	308	347	347	26	26	
DIV. I NON-CONF.	5- 6	177	0- 0	340	346	303	303	27	27	
TOTALS	RPI 1-25	RPI 26-50	W-L RECORDS	RPI 51-100	RPI 101-150	RPI 150+				
6- 24	0- 0	0- 1	OVERALL	0- 0	0- 4	6- 19				
4- 10	0- 0	0- 0	HOME	0- 0	0- 1	4- 9				
2- 13	0- 0	0- 1	AWAY	0- 0	0- 3	2- 9				
0- 1	0- 0	0- 0	NEUTRAL	0- 0	0- 0	0- 1				
5- 6	0- 0	0- 0	NON-CONFERENCE	0- 0	0- 3	5- 3				
4- 1	0- 0	0- 0	HOME	0- 0	0- 0	4- 1				
1- 5	0- 0	0- 0	AWAY	0- 0	0- 3	1- 2				
0- 0	0- 0	0- 0	NEUTRAL	0- 0	0- 0	0- 0				
1- 18	0- 0	0- 1	CONFERENCE	0- 0	0- 1	1- 16				
0- 9	0- 0	0- 0	HOME	0- 0	0- 1	0- 8				
1- 8	0- 0	0- 1	AWAY	0- 0	0- 0	1- 7				
0- 1	0- 0	0- 0	NEUTRAL	0- 0	0- 0	0- 1				

RPI 1-25			RPI 26-50			RPI 51-100			RPI 101+			Team's RPI: 347
RPI	S	Opponent	Score	RPI	S	Opponent	Score	RPI	S	Opponent	Score	
				44	A	Quinnipiac	45 90					
								122	H	Marist	42 62	
								126	A	Seton Hall	47 90	
								128	A	Yale	56 72	
								129	A	Boston College	57 89	
								171	A	Rider	38 60	
								171	H	Rider	43 78	
								228	A	Monmouth	50 70	
								228	H	Monmouth	59 76	
								236	A	St. Francis Brooklyn	70 74	
								251	H	Cal St. Fullerton	45 69	
								267	A	Manhattan	46 62	
								267	H	Manhattan	44 62	
								267	N	Manhattan	41 62	
								268	A	Niagara	57 81	
								268	H	Niagara	66 75	
								276	A	Siena	46 50	
								276	H	Siena	57 84	
								280	A	Canisius	59 78	
								280	H	Canisius	62 75	
								284	A	Fairfield	68 65	
								284	H	Fairfield	61 69	
								313	A	Iona	57 61	
								313	H	Iona	53 58	
								315	H	Wagner	69 57	
								322	H	NJIT	70 57	
								323	A	UMass Lowell	57 59	
LAST 12 Division I GAMES:												
				267	N	Manhattan	41 62	313	A	Iona	57 61	
				228	H	Monmouth	59 76	171	H	Rider	43 78	
				313	H	Iona	53 58	267	H	Manhattan	44 62	
				267	A	Manhattan	46 62	280	A	Canisius	59 78	
				284	H	Fairfield	61 69	268	A	Niagara	57 81	
				228	A	Monmouth	50 70	276	A	Siena	46 50	

Non-Div I Games:

Saint Peter's

■ Loss,
 ■ Non-Conf,
 ■ S Site,
 ■ Home
 ■ A Away
 N Neutral

S
a
i
n
t
P
e
t
e
r
'
s

RPI S Saint Peter's Score

Through Games Of March 8, 2019

RPI	S	Opponent	Score	
330	A	Lafayette	62	60
344	H	Fairleigh Dickinson	75	58
350	H	LIU Brooklyn	86	59

S
a
i
n
t
P
e
t
e
r
'
s

Saint Peter's

Average RPI Win:	279	WON-LOST	WINNING	LAST 10	STRENGTH OF	OPP. STRENGTH	TEAM	ADJ.	CONF.	ADJ CONF.
Average RPI Loss:	123	RECORD	PCT. RANK	GAMES	SCHEDULE	OF SCHEDULE	RPI	RPI	RPI	RPI
DIV. I ONLY	13- 11	148	1- 0	235	266	174	174	25	25	
DIV. I NON-CONF.	2- 5	264	0- 0	127	147	179	179	22	22	
TOTALS	RPI 1-25	RPI 26-50	W-L RECORDS	RPI 51-100	RPI 101-150	RPI 150+				
13- 11	0- 0	0- 2	OVERALL	0- 4	1- 1	12- 4				
6- 4	0- 0	0- 1	HOME	0- 1	0- 1	6- 1				
7- 6	0- 0	0- 1	AWAY	0- 2	1- 0	6- 3				
0- 1	0- 0	0- 0	NEUTRAL	0- 1	0- 0	0- 0				
2- 5	0- 0	0- 0	NON-CONFERENCE	0- 3	0- 0	2- 2				
0- 1	0- 0	0- 0	HOME	0- 0	0- 0	0- 1				
2- 3	0- 0	0- 0	AWAY	0- 2	0- 0	2- 1				
0- 1	0- 0	0- 0	NEUTRAL	0- 1	0- 0	0- 0				
11- 6	0- 0	0- 2	CONFERENCE	0- 1	1- 1	10- 2				
6- 3	0- 0	0- 1	HOME	0- 1	0- 1	6- 0				
5- 3	0- 0	0- 1	AWAY	0- 0	1- 0	4- 2				
0- 0	0- 0	0- 0	NEUTRAL	0- 0	0- 0	0- 0				

RPI S	Opponent	Score	RPI S	Opponent	Score	RPI S	Opponent	Score	RPI S	Opponent	Score	Team's RPI: 174
47	A Lamar University	76 81	47	H Lamar University	72 83	51	A TCU	59 72	141	A Abilene Christian	72 63	
						64	H SFA	68 78	141	H Abilene Christian	79 91	
						82	A LSU	52 66	160	A Nicholls St.	81 84	
						89	N Troy	79 84	165	H Oral Roberts	62 73	
									184	A Southern Miss.	65 61	
									255	A A&M-Corpus Christi	61 76	
									255	H A&M-Corpus Christi	61 59	
									256	A Wichita St.	55 63	
									265	A Louisiana	68 62	
									277	A Central Ark.	71 59	
									277	H Central Ark.	66 62	
									287	H New Orleans	86 62	
									310	A Incarnate Word	76 56	
									317	A McNeese	93 80	
									320	H Northwestern St.	66 55	
									324	H Southeastern La.	94 63	
									336	A Houston Baptist	74 63	
									336	H Houston Baptist	83 64	
LAST 12 Division I GAMES:												
277	A Central Ark.	71 59	141	A Abilene Christian	72 63							
287	H New Orleans	86 62	317	A McNeese	93 80							
336	H Houston Baptist	83 64	64	H SFA	68 78							
160	A Nicholls St.	81 84	324	H Southeastern La.	94 63							
47	A Lamar University	76 81	47	H Lamar University	72 83							
255	H A&M-Corpus Christi	61 59	320	H Northwestern St.	66 55							

Non-Div I Games: UNKNOWN 94 46 Wiley 101 63 Jarvis Christian 100 55

Sam Houston St.

RPI 1-25					
RPI	S	Opponent	Score		
48	A	Auburn	46	73	
RPI 26-50					
RPI	S	Opponent	Score		
89	A	Troy	52	72	
RPI 51-100					
RPI	S	Opponent	Score		
102	H	UAB	41	66	
111	A	UT Martin	68	89	
139	A	Oklahoma St.	62	82	
140	A	Mercer	68	76	
140	H	Mercer	52	68	
153	A	Denver	87	83	
170	A	Chattanooga	56	61	
170	H	Chattanooga	63	73	
172	A	Colorado	39	81	
184	A	Southern Miss.	40	76	
191	A	Furman	36	57	
191	H	Furman	41	74	
191	N	Furman	52	67	
199	A	Hampton	57	64	
204	A	Vanderbilt	52	77	
224	A	Memphis	48	53	
243	A	ETSU	50	71	
243	H	ETSU	79	58	
259	A	Wofford	62	71	
259	H	Wofford	79	62	
266	A	Alabama St.	60	51	
309	A	UNC Greensboro	54	55	
309	H	UNC Greensboro	57	53	
331	H	Presbyterian	75	54	
342	A	Western Caro.	75	42	
342	H	Western Caro.	58	43	
Team's RPI:					
290					
LAST 12 Division I GAMES:					
191	N	Furman	52	67	
191	H	Furman	41	74	
259	H	Wofford	79	62	
243	A	ETSU	50	71	
170	A	Chattanooga	56	61	
309	H	UNC Greensboro	57	53	
342	H	Western Caro.	58	43	
140	H	Mercer	52	68	
259	A	Wofford	62	71	
191	A	Furman	36	57	
170	H	Chattanooga	63	73	
243	H	ETSU	79	58	

Page 265

San Diego

Through Games Of March 8, 2019

Average RPI Win:	238	WON-LOST	WINNING	LAST 10	STRENGTH OF	OPP. STRENGTH	TEAM	ADJ.	CONF.	ADJ CONF.
Average RPI Loss:	118	RECORD	PCT. RANK	GAMES	SCHEDULE	OF SCHEDULE	RPI	RPI	RPI	RPI
DIV. I ONLY	8- 21	287	0- 1	176	89	270	270	7	7	
DIV. I NON-CONF.	6- 4	125	0- 0	324	179	225	225	7	7	
TOTALS	RPI 1-25	RPI 26-50	W-L RECORDS	RPI 51-100	RPI 101-150	RPI 150+				
8- 21	0- 2	0- 3	OVERALL	0- 6	0- 3	8- 7				
6- 9	0- 1	0- 2	HOME	0- 3	0- 1	6- 2				
2- 11	0- 1	0- 1	AWAY	0- 3	0- 2	2- 4				
0- 1	0- 0	0- 0	NEUTRAL	0- 0	0- 0	0- 1				
6- 4	0- 0	0- 1	NON-CONFERENCE	0- 0	0- 1	6- 2				
5- 1	0- 0	0- 1	HOME	0- 0	0- 0	5- 0				
1- 3	0- 0	0- 0	AWAY	0- 0	0- 1	1- 2				
0- 0	0- 0	0- 0	NEUTRAL	0- 0	0- 0	0- 0				
2- 17	0- 2	0- 2	CONFERENCE	0- 6	0- 2	2- 5				
1- 8	0- 1	0- 1	HOME	0- 3	0- 1	1- 2				
1- 8	0- 1	0- 1	AWAY	0- 3	0- 1	1- 2				
0- 1	0- 0	0- 0	NEUTRAL	0- 0	0- 0	0- 1				

RPI 1-25				RPI 26-50				RPI 51-100				RPI 101+ Team's RPI: 270			
RPI	S	Opponent	Score	RPI	S	Opponent	Score	RPI	S	Opponent	Score	RPI	S	Opponent	Score
13	A	Gonzaga	44 71	35	A	BYU	68 80	55	A	Saint Mary's (CA)	60 74	104	A	Pepperdine	65 88
13	H	Gonzaga	61 86	35	H	BYU	56 65	55	H	Saint Mary's (CA)	49 80	104	H	Pepperdine	55 74
				39	H	California	53 70	90	A	Pacific	47 79	106	A	Minnesota	48 53
								90	H	Pacific	53 70	164	A	Santa Clara	57 49
								98	A	Loyola Marymount	57 83	164	H	Santa Clara	68 77
								98	H	Loyola Marymount	52 69	164	N	Santa Clara	59 63
												188	A	Portland	74 96
												188	H	Portland	60 69
												196	H	Dartmouth	78 76
												215	H	Hawaii	58 50
												229	H	San Diego St.	72 71
												250	A	San Francisco	57 68
												250	H	San Francisco	66 59
												272	A	Long Beach St.	60 56
												281	H	Cleveland St.	83 82
												283	A	Southern Utah	59 69
												293	H	San Jose St.	83 79
												303	A	UTSA	77 87
LAST 12 Division I GAMES:															
164	N	Santa Clara	59 63	55	H	Saint Mary's (CA)	49 80								
250	H	San Francisco	66 59	90	H	Pacific	53 70								
164	H	Santa Clara	68 77	98	A	Loyola Marymount	57 83								
35	A	BYU	68 80	104	A	Pepperdine	65 88								
188	A	Portland	74 96	35	H	BYU	56 65								
13	A	Gonzaga	44 71	13	H	Gonzaga	61 86								

Non-Div I Games: Cal St. San B'dino 76 58

San Diego

■ Loss,
 ■ Non-Conf,
 ■ S Site,
 ■ Home
 ■ Away
 N Neutral

San Diego St.

Through Games Of March 8, 2019

Average RPI Win:	219	WON-LOST	WINNING	LAST 10	STRENGTH OF	OPP. STRENGTH	TEAM	ADJ.	CONF.	ADJ CONF.
Average RPI Loss:	161	RECORD	PCT. RANK	GAMES	SCHEDULE	OF SCHEDULE	RPI	RPI	RPI	RPI
DIV. I ONLY	12- 17	222	1- 0	198	176	229	229	15	15	
DIV. I NON-CONF.	5- 6	177	0- 0	240	246	226	226	13	13	
TOTALS	RPI 1-25	RPI 26-50	W-L RECORDS	RPI 51-100	RPI 101-150	RPI 150+				
12- 17	0- 0	1- 3	OVERALL	0- 3	1- 2	10- 9				
8- 7	0- 0	1- 1	HOME	0- 2	0- 1	7- 3				
4- 10	0- 0	0- 2	AWAY	0- 1	1- 1	3- 6				
0- 0	0- 0	0- 0	NEUTRAL	0- 0	0- 0	0- 0				
5- 6	0- 0	0- 0	NON-CONFERENCE	0- 2	0- 1	5- 3				
3- 3	0- 0	0- 0	HOME	0- 2	0- 0	3- 1				
2- 3	0- 0	0- 0	AWAY	0- 0	0- 1	2- 2				
0- 0	0- 0	0- 0	NEUTRAL	0- 0	0- 0	0- 0				
7- 11	0- 0	1- 3	CONFERENCE	0- 1	1- 1	5- 6				
5- 4	0- 0	1- 1	HOME	0- 0	0- 1	4- 2				
2- 7	0- 0	0- 2	AWAY	0- 1	1- 0	1- 4				
0- 0	0- 0	0- 0	NEUTRAL	0- 0	0- 0	0- 0				

RPI 1-25				RPI 26-50				RPI 51-100				RPI 101+				Team's RPI: 229
RPI	S	Opponent	Score	RPI	S	Opponent	Score	RPI	S	Opponent	Score	RPI	S	Opponent	Score	
				42	A	New Mexico	62 70	51	H	TCU	64 81	123	A	Fresno St.	59 58	
				42	H	New Mexico	61 59	61	A	Wyoming	45 87	123	H	Fresno St.	81 87	
				49	A	Boise St.	67 91	87	H	Arizona	60 69	134	A	CSUN	74 77	
				49	H	Boise St.	66 69					164	A	Santa Clara	43 60	
												179	A	Utah St.	56 54	
												179	H	Utah St.	52 65	
												181	A	UC Irvine	78 70	
												198	A	UNLV	57 71	
												198	H	UNLV	49 62	
												215	H	Hawaii	58 57	
												216	H	California Baptist	83 67	
												251	A	Cal St. Fullerton	83 72	
												252	A	Nevada	69 74	
												252	H	Nevada	64 61	
												270	A	San Diego	71 72	
												273	H	Colorado St.	54 45	
												291	A	Air Force	66 75	
												291	H	Air Force	70 61	
												293	A	San Jose St.	76 84	
												293	H	San Jose St.	69 68	
												295	H	UC Santa Barbara	58 63	
												310	H	Incarinate Word	81 38	
LAST 12 Division I GAMES:																
				252	H	Nevada	64 61	49	A	Boise St.	67 91					
				123	A	Fresno St.	59 58	273	H	Colorado St.	54 45					
				293	A	San Jose St.	76 84	179	A	Utah St.	56 54					
				179	H	Utah St.	52 65	42	H	New Mexico	61 59					
				198	H	UNLV	49 62	293	H	San Jose St.	69 68					
				252	A	Nevada	69 74	291	A	Air Force	66 75					

Non-Div I Games:

San Diego St.

■ Loss,
 ■ Non-Conf,
 ■ S Site,
 ■ Home
 ■ A Away
 N Neutral

San Francisco

Through Games Of March 8, 2019

Average RPI Win:	259	WON-LOST	WINNING	LAST 10	STRENGTH OF	OPP. STRENGTH	TEAM	ADJ.	CONF.	ADJ CONF.
Average RPI Loss:	102	RECORD	PCT. RANK	GAMES	SCHEDULE	OF SCHEDULE	RPI	RPI	RPI	RPI
DIV. I ONLY	7- 24	306	1- 1	96	94	250	250	7	7	
DIV. I NON-CONF.	4- 7	228	0- 0	194	187	229	229	7	7	
TOTALS	RPI 1-25	RPI 26-50	W-L RECORDS	RPI 51-100	RPI 101-150	RPI 150+				
7- 24	0- 3	0- 2	OVERALL	0- 10	0- 3	7- 6				
2- 11	0- 1	0- 1	HOME	0- 5	0- 2	2- 2				
2- 11	0- 2	0- 1	AWAY	0- 4	0- 1	2- 3				
3- 2	0- 0	0- 0	NEUTRAL	0- 1	0- 0	3- 1				
4- 7	0- 1	0- 0	NON-CONFERENCE	0- 3	0- 1	4- 2				
1- 3	0- 0	0- 0	HOME	0- 2	0- 1	1- 0				
1- 3	0- 1	0- 0	AWAY	0- 1	0- 0	1- 1				
2- 1	0- 0	0- 0	NEUTRAL	0- 0	0- 0	2- 1				
3- 17	0- 2	0- 2	CONFERENCE	0- 7	0- 2	3- 4				
1- 8	0- 1	0- 1	HOME	0- 3	0- 1	1- 2				
1- 8	0- 1	0- 1	AWAY	0- 3	0- 1	1- 2				
1- 1	0- 0	0- 0	NEUTRAL	0- 1	0- 0	1- 0				

RPI 1-25				RPI 26-50				RPI 51-100				RPI 101+ Team's RPI: 250			
RPI	S	Opponent	Score	RPI	S	Opponent	Score	RPI	S	Opponent	Score	RPI	S	Opponent	Score
4	A	Stanford	62 96	35	A	BYU	59 82	55	A	Saint Mary's (CA)	63 88	104	A	Pepperdine	50 69
13	A	Gonzaga	51 78	35	H	BYU	59 67	55	H	Saint Mary's (CA)	65 80	104	H	Pepperdine	66 72
13	H	Gonzaga	44 64					77	A	Idaho	63 70	114	H	Northern Colo.	63 68
								79	H	UT Arlington	73 80	157	A	Washington St.	61 91
								85	H	UC Davis	68 70	164	A	Santa Clara	57 49
								90	A	Pacific	48 74	164	H	Santa Clara	66 71
								90	H	Pacific	75 85	188	A	Portland	73 78
								98	A	Loyola Marymount	58 66	188	H	Portland	66 69
								98	H	Loyola Marymount	66 73	188	N	Portland	76 69
								98	N	Loyola Marymount	45 66	241	N	North Dakota	97 100
												257	A	Sacramento St.	86 75
												270	A	San Diego	59 66
												270	H	San Diego	68 57
												293	H	San Jose St.	85 63
												316	N	Cal Poly	65 62
												326	N	North Dakota St.	75 42
LAST 12 Division I GAMES:															
188	N	Portland	76 69	55	A	Saint Mary's (CA)	63 88								
98	N	Loyola Marymount	45 66	90	A	Pacific	48 74								
270	A	San Diego	59 66	98	H	Loyola Marymount	66 73								
35	A	BYU	59 82	104	H	Pepperdine	66 72								
13	H	Gonzaga	44 64	164	A	Santa Clara	57 49								
188	H	Portland	66 69	188	A	Portland	73 78								

Non-Div I Games:

San Francisco

■ Loss,
■ Non-Conf,
■ S Site,
■ Home
■ A Away
N Neutral

Average RPI Win:	230	WON-LOST	WINNING	LAST 10	STRENGTH OF	OPP. STRENGTH	TEAM	ADJ.	CONF.	ADJ CONF.
Average RPI Loss:	148	RECORD	PCT. RANK	GAMES	SCHEDULE	OF SCHEDULE	RPI	RPI	RPI	RPI
DIV. I ONLY	6- 22	313	1- 0	154	154	293	293	15	15	
DIV. I NON-CONF.	1- 9	326	0- 0	252	178	336	336	13	13	
TOTALS	RPI 1-25	RPI 26-50	W-L RECORDS	RPI 51-100	RPI 101-150	RPI 150+				
6- 22	0- 0	0- 4	OVERALL	0- 4	1- 3	5- 11				
5- 8	0- 0	0- 2	HOME	0- 2	1- 0	4- 4				
1- 14	0- 0	0- 2	AWAY	0- 2	0- 3	1- 7				
0- 0	0- 0	0- 0	NEUTRAL	0- 0	0- 0	0- 0				
1- 9	0- 0	0- 0	NON-CONFERENCE	0- 2	0- 2	1- 5				
1- 3	0- 0	0- 0	HOME	0- 1	0- 0	1- 2				
0- 6	0- 0	0- 0	AWAY	0- 1	0- 2	0- 3				
0- 0	0- 0	0- 0	NEUTRAL	0- 0	0- 0	0- 0				
5- 13	0- 0	0- 4	CONFERENCE	0- 2	1- 1	4- 6				
4- 5	0- 0	0- 2	HOME	0- 1	1- 0	3- 2				
1- 8	0- 0	0- 2	AWAY	0- 1	0- 1	1- 4				
0- 0	0- 0	0- 0	NEUTRAL	0- 0	0- 0	0- 0				

RPI 1-25				RPI 26-50				RPI 51-100				RPI 101+				Team's RPI: 293	
RPI	S	Opponent	Score	RPI	S	Opponent	Score	RPI	S	Opponent	Score	RPI	S	Opponent	Score		
				42	A	New Mexico	72 110	61	A	Wyoming	56 85	123	A	Fresno St.	48 77		
				42	H	New Mexico	60 79	61	H	Wyoming	56 70	123	H	Fresno St.	65 57		
				49	A	Boise St.	68 99	90	H	Pacific	67 91	134	A	CSUN	40 76		
				49	H	Boise St.	69 83	91	A	Nebraska	63 96	136	A	Portland St.	51 80		
												164	H	Santa Clara	56 62		
												172	A	Colorado	64 76		
												179	A	Utah St.	49 82		
												179	H	Utah St.	68 59		
												181	H	UC Irvine	66 74		
												198	A	UNLV	70 74		
												198	H	UNLV	43 53		
												229	A	San Diego St.	68 69		
												229	H	San Diego St.	84 76		
												250	A	San Francisco	63 85		
												252	H	Nevada	49 52		
												270	A	San Diego	79 83		
												273	A	Colorado St.	78 70		
												282	H	CSU Bakersfield	82 72		
												291	A	Air Force	77 88		
												291	H	Air Force	73 60		
LAST 12 Division I GAMES:																	
				123	H	Fresno St.	65 57	198	A	UNLV	70 74						
				61	A	Wyoming	56 85	42	H	New Mexico	60 79						
				229	H	San Diego St.	84 76	49	H	Boise St.	69 83						
				42	A	New Mexico	72 110	229	A	San Diego St.	68 69						
				291	H	Air Force	73 60	179	H	Utah St.	68 59						
				273	A	Colorado St.	78 70	291	A	Air Force	77 88						

Non-Div I Games: San Fran. St. 66 73

San Jose St.

Santa Clara

Through Games Of March 8, 2019

Average RPI Win:	214	WON-LOST	WINNING	LAST 10	STRENGTH OF	OPP. STRENGTH	TEAM	ADJ.	CONF.	ADJ CONF.
Average RPI Loss:	91	RECORD	PCT. RANK	GAMES	SCHEDULE	OF SCHEDULE	RPI	RPI	RPI	RPI
DIV. I ONLY	13- 17	213	1- 1	104	96	164	164	7	7	
DIV. I NON-CONF.	6- 4	125	0- 0	187	192	130	130	7	7	
TOTALS	RPI 1-25	RPI 26-50	W-L RECORDS	RPI 51-100	RPI 101-150	RPI 150+				
13- 17	0- 3	0- 2	OVERALL	3- 6	0- 4	10- 2				
5- 9	0- 1	0- 1	HOME	1- 3	0- 2	4- 2				
7- 7	0- 2	0- 1	AWAY	2- 2	0- 2	5- 0				
1- 1	0- 0	0- 0	NEUTRAL	0- 1	0- 0	1- 0				
6- 4	0- 1	0- 0	NON-CONFERENCE	1- 1	0- 2	5- 0				
4- 1	0- 0	0- 0	HOME	1- 0	0- 1	3- 0				
2- 3	0- 1	0- 0	AWAY	0- 1	0- 1	2- 0				
0- 0	0- 0	0- 0	NEUTRAL	0- 0	0- 0	0- 0				
7- 13	0- 2	0- 2	CONFERENCE	2- 5	0- 2	5- 2				
1- 8	0- 1	0- 1	HOME	0- 3	0- 1	1- 2				
5- 4	0- 1	0- 1	AWAY	2- 1	0- 1	3- 0				
1- 1	0- 0	0- 0	NEUTRAL	0- 1	0- 0	1- 0				

RPI 1-25				RPI 26-50				RPI 51-100				RPI 101+ Team's RPI: 164			
RPI	S	Opponent	Score	RPI	S	Opponent	Score	RPI	S	Opponent	Score	RPI	S	Opponent	Score
13	A	Gonzaga	61 78	35	A	BYU	64 69	52	A	Southern California	46 77	104	A	Pepperdine	48 74
13	H	Gonzaga	61 74	35	H	BYU	44 54	55	A	Saint Mary's (CA)	68 81	104	H	Pepperdine	74 76
25	A	Oregon St.	31 82					55	H	Saint Mary's (CA)	59 83	123	A	Fresno St.	53 80
								68	H	Missouri St.	77 73	134	H	CSUN	38 53
								90	A	Pacific	88 83	188	A	Portland	72 66
								90	H	Pacific	70 74	188	H	Portland	106 68
								90	N	Pacific	60 76	229	H	San Diego St.	60 43
								98	A	Loyola Marymount	83 75	250	A	San Francisco	71 66
								98	H	Loyola Marymount	60 69	250	H	San Francisco	49 57
												251	A	Cal St. Fullerton	64 60
												252	H	Nevada	56 48
												270	A	San Diego	77 68
												270	H	San Diego	49 57
												270	N	San Diego	63 59
												293	A	San Jose St.	62 56
												334	H	Grand Canyon	75 55
LAST 12 Division I GAMES:															
270	N	San Diego	63 59	90	A	Pacific	88 83	55	A	Saint Mary's (CA)	68 81	104	H	Pepperdine	74 76
90	N	Pacific	60 76	35	A	BYU	64 69	98	H	Loyola Marymount	60 69	250	H	San Francisco	49 57
13	H	Gonzaga	61 74	13	A	Gonzaga	61 78								

Non-Div I Games: Sonoma St. 98 38

Santa Clara

Loss, Non-Conf, S Site, H Home A Away N Neutral

Average RPI Win:	318	WON-LOST	WINNING	LAST 10	STRENGTH OF	OPP. STRENGTH	TEAM	ADJ.	CONF.	ADJ CONF.
Average RPI Loss:	242	RECORD	PCT. RANK	GAMES	SCHEDULE	OF SCHEDULE	RPI	RPI	RPI	RPI
DIV. I ONLY	5- 18	312	1- 0	349	334	345	345	32	32	
DIV. I NON-CONF.	0- 7	336	0- 0	239	126	342	342	32	32	
TOTALS	RPI 1-25	RPI 26-50	W-L RECORDS	RPI 51-100	RPI 101-150	RPI 150+				
5- 18	0- 1	0- 1	OVERALL	0- 0	0- 0	5- 16				
2- 9	0- 0	0- 0	HOME	0- 0	0- 0	2- 9				
3- 9	0- 1	0- 1	AWAY	0- 0	0- 0	3- 7				
0- 0	0- 0	0- 0	NEUTRAL	0- 0	0- 0	0- 0				
0- 7	0- 1	0- 1	NON-CONFERENCE	0- 0	0- 0	0- 5				
0- 3	0- 0	0- 0	HOME	0- 0	0- 0	0- 3				
0- 4	0- 1	0- 1	AWAY	0- 0	0- 0	0- 2				
0- 0	0- 0	0- 0	NEUTRAL	0- 0	0- 0	0- 0				
5- 11	0- 0	0- 0	CONFERENCE	0- 0	0- 0	5- 11				
2- 6	0- 0	0- 0	HOME	0- 0	0- 0	2- 6				
3- 5	0- 0	0- 0	AWAY	0- 0	0- 0	3- 5				
0- 0	0- 0	0- 0	NEUTRAL	0- 0	0- 0	0- 0				

RPI 1-25				RPI 26-50				RPI 51-100				RPI 101+ Team's RPI: 345			
RPI	S	Opponent	Score	RPI	S	Opponent	Score	RPI	S	Opponent	Score	RPI	S	Opponent	Score
22	A	DePaul	61 124	30	A	South Dakota St.	49 97					195	A	N.C. A&T	69 73
												207	A	UMES	46 78
												211	H	Texas Southern	41 65
												221	H	Howard	70 106
												223	H	Bethune-Cookman	47 68
												233	H	Jacksonville	58 68
												235	A	Ole Miss	51 74
												256	A	Wichita St.	50 66
												279	H	Norfolk St.	42 78
												285	H	Ga. Southern	71 82
												300	A	South Carolina St.	65 64
												300	H	South Carolina St.	60 71
												305	A	Morgan St.	47 63
												305	H	Morgan St.	53 35
												319	A	Coppin St.	76 70
												319	H	Coppin St.	68 57
												335	A	N.C. Central	65 77
												335	H	N.C. Central	67 71
												337	A	Delaware St.	58 66
												346	A	Florida A&M	54 50
												346	H	Florida A&M	55 60
LAST 12 Division I GAMES:															
300	A	South Carolina St.	65 64	305	H	Morgan St.	53 35								
221	H	Howard	70 106	319	H	Coppin St.	68 57								
195	A	N.C. A&T	69 73	207	A	UMES	46 78								
335	A	N.C. Central	65 77	337	A	Delaware St.	58 66								
223	H	Bethune-Cookman	47 68	335	H	N.C. Central	67 71								
346	H	Florida A&M	55 60	300	H	South Carolina St.	60 71								

Non-Div I Games: Carver 101 49 Wesleyan (GA) 155 26

Savannah St.

Loss, Non-Conf, S Site, H Home A Away N Neutral

Average RPI Win:	316	WON-LOST	WINNING	LAST 10	STRENGTH OF	OPP. STRENGTH	TEAM	ADJ.	CONF.	ADJ CONF.
Average RPI Loss:	206	RECORD	PCT. RANK	GAMES	SCHEDULE	OF SCHEDULE	RPI	RPI	RPI	RPI
DIV. I ONLY	2- 26	348	1- 0	253	316	343	343	30	30	
DIV. I NON-CONF.	0- 13	336	0- 0	154	249	333	333	30	30	
TOTALS	RPI 1-25	RPI 26-50	W-L RECORDS	RPI 51-100	RPI 101-150	RPI 150+				
2- 26	0- 0	0- 0	OVERALL	0- 4	0- 5	2- 17				
1- 12	0- 0	0- 0	HOME	0- 0	0- 3	1- 9				
1- 13	0- 0	0- 0	AWAY	0- 3	0- 2	1- 8				
0- 1	0- 0	0- 0	NEUTRAL	0- 1	0- 0	0- 0				
0- 13	0- 0	0- 0	NON-CONFERENCE	0- 4	0- 3	0- 6				
0- 5	0- 0	0- 0	HOME	0- 0	0- 2	0- 3				
0- 7	0- 0	0- 0	AWAY	0- 3	0- 1	0- 3				
0- 1	0- 0	0- 0	NEUTRAL	0- 1	0- 0	0- 0				
2- 13	0- 0	0- 0	CONFERENCE	0- 0	0- 2	2- 11				
1- 7	0- 0	0- 0	HOME	0- 0	0- 1	1- 6				
1- 6	0- 0	0- 0	AWAY	0- 0	0- 1	1- 5				
0- 0	0- 0	0- 0	NEUTRAL	0- 0	0- 0	0- 0				

RPI 1-25			RPI 26-50			RPI 51-100			RPI 101+			Team's RPI: 343
RPI	S	Opponent	Score	RPI	S	Opponent	Score	RPI	S	Opponent	Score	
						85 A UC Davis	59 76	104 H Pepperdine			64 78	
						87 N Arizona	54 84	136 A Portland St.			43 68	
						90 A Pacific	61 75	138 H Washington			58 69	
						92 A Utah	62 89	142 A New Mexico St.			55 75	
								142 H New Mexico St.			72 83	
								181 A UC Irvine			60 65	
								215 A Hawaii			51 67	
								216 A California Baptist			83 100	
								216 H California Baptist			64 86	
								226 A UTRGV			56 69	
								226 H UTRGV			70 74	
								234 A UMKC			66 83	
								234 H UMKC			62 86	
								237 H Northern Ariz.			58 65	
								251 H Cal St. Fullerton			54 57	
								252 A Nevada			54 67	
								282 A CSU Bakersfield			68 58	
								282 H CSU Bakersfield			60 70	
								289 A Utah Valley			56 63	
								289 H Utah Valley			55 58	
								316 H Cal Poly			50 60	
								334 H Grand Canyon			73 74	
								349 A Chicago St.			61 64	
								349 H Chicago St.			90 54	
LAST 12 Division I GAMES:												
282 A		CSU Bakersfield	68 58	289 A		Utah Valley	56 63					
216 H		California Baptist	64 86	216 A		California Baptist	83 100					
349 A		Chicago St.	61 64	234 H		UMKC	62 86					
234 A		UMKC	66 83	349 H		Chicago St.	90 54					
142 H		New Mexico St.	72 83	226 A		UTRGV	56 69					
226 H		UTRGV	70 74	142 A		New Mexico St.	55 75					

Non-Div I Games:

Seattle U

■ Loss,
 ■ Non-Conf,
 ■ S Site,
 ■ Home
 ■ A Away
 N Neutral

Average RPI Win:	186	WON-LOST	WINNING	LAST 10	STRENGTH OF	OPP. STRENGTH	TEAM	ADJ.	CONF.	ADJ CONF.
Average RPI Loss:	71	RECORD	PCT. RANK	GAMES	SCHEDULE	OF SCHEDULE	RPI	RPI	RPI	RPI
DIV. I ONLY	15- 14	166	1- 0	92	75	126	126	6	6	
DIV. I NON-CONF.	8- 3	72	0- 0	259	240	122	122	4	4	
TOTALS	RPI 1-25	RPI 26-50	W-L RECORDS	RPI 51-100	RPI 101-150	RPI 150+				
15- 14	1- 4	0- 3	OVERALL	4- 4	3- 1	7- 2				
11- 4	0- 2	0- 1	HOME	3- 0	2- 0	6- 1				
3- 9	1- 2	0- 2	AWAY	1- 3	1- 1	0- 1				
1- 1	0- 0	0- 0	NEUTRAL	0- 1	0- 0	1- 0				
8- 3	0- 1	0- 1	NON-CONFERENCE	1- 1	0- 0	7- 0				
6- 0	0- 0	0- 0	HOME	0- 0	0- 0	6- 0				
1- 2	0- 1	0- 1	AWAY	1- 0	0- 0	0- 0				
1- 1	0- 0	0- 0	NEUTRAL	0- 1	0- 0	1- 0				
7- 11	1- 3	0- 2	CONFERENCE	3- 3	3- 1	0- 2				
5- 4	0- 2	0- 1	HOME	3- 0	2- 0	0- 1				
2- 7	1- 1	0- 1	AWAY	0- 3	1- 1	0- 1				
0- 0	0- 0	0- 0	NEUTRAL	0- 0	0- 0	0- 0				

RPI 1-25				RPI 26-50				RPI 51-100				RPI 101+ Team's RPI: 126			
RPI	S	Opponent	Score	RPI	S	Opponent	Score	RPI	S	Opponent	Score	RPI	S	Opponent	Score
6	A	UConn	61 99	32	A	UCLA	62 78	57	A	Princeton	70 66	118	A	St. John's (NY)	76 72
12	A	Marquette	60 96	45	A	Villanova	68 73	60	A	Butler	59 62	118	H	St. John's (NY)	77 67
12	H	Marquette	63 109	45	H	Villanova	66 70	60	H	Butler	83 62	119	A	Providence	75 82
22	A	DePaul	84 73					62	N	Georgia Tech	73 84	119	H	Providence	79 73
22	H	DePaul	85 94					71	A	Georgetown	43 51	202	A	Xavier	62 63
								71	H	Georgetown	76 63	202	H	Xavier	76 80
								99	A	Creighton	71 80	236	H	St. Francis Brooklyn	100 77
								99	H	Creighton	82 75	298	H	Kennesaw St.	102 80
												303	H	UTSA	84 53
												309	N	UNC Greensboro	71 64
												315	H	Wagner	95 40
												323	H	UMass Lowell	90 57
												347	H	Saint Peter's	90 47
LAST 12 Division I GAMES:															
118	A	St. John's (NY)	76 72	119	A	Providence	75 82								
45	A	Villanova	68 73	60	H	Butler	83 62								
71	A	Georgetown	43 51	202	H	Xavier	76 80								
12	H	Marquette	63 109	71	H	Georgetown	76 63								
22	H	DePaul	85 94	45	H	Villanova	66 70								
99	A	Creighton	71 80	22	A	DePaul	84 73								

Non-Div I Games:

Seton Hall

■ Loss,
■ Non-Conf,
■ S Site,
■ H Home
■ A Away
N Neutral

Average RPI Win:	279	WON-LOST	WINNING	LAST 10	STRENGTH OF	OPP. STRENGTH	TEAM	ADJ.	CONF.	ADJ CONF.
Average RPI Loss:	181	RECORD	PCT. RANK	GAMES	SCHEDULE	OF SCHEDULE	RPI	RPI	RPI	RPI
DIV. I ONLY	12- 18	226	0- 1	283	290	276	276	26	26	
DIV. I NON-CONF.	4- 7	228	0- 0	213	284	270	270	27	27	
TOTALS	RPI 1-25	RPI 26-50	W-L RECORDS	RPI 51-100	RPI 101-150	RPI 150+				
12- 18	0- 0	0- 2	OVERALL	0- 3	0- 2	12- 11				
6- 9	0- 0	0- 1	HOME	0- 2	0- 1	6- 5				
5- 7	0- 0	0- 1	AWAY	0- 0	0- 1	5- 5				
1- 2	0- 0	0- 0	NEUTRAL	0- 1	0- 0	1- 1				
4- 7	0- 0	0- 0	NON-CONFERENCE	0- 3	0- 0	4- 4				
2- 4	0- 0	0- 0	HOME	0- 2	0- 0	2- 2				
1- 2	0- 0	0- 0	AWAY	0- 0	0- 0	1- 2				
1- 1	0- 0	0- 0	NEUTRAL	0- 1	0- 0	1- 0				
8- 11	0- 0	0- 2	CONFERENCE	0- 0	0- 2	8- 7				
4- 5	0- 0	0- 1	HOME	0- 0	0- 1	4- 3				
4- 5	0- 0	0- 1	AWAY	0- 0	0- 1	4- 3				
0- 1	0- 0	0- 0	NEUTRAL	0- 0	0- 0	0- 1				

RPI S	Opponent	Score	RPI S	Opponent	Score	RPI S	Opponent	Score	RPI S	Opponent	Score	Team's RPI: 276
44	A Quinnipiac	31 68	44	H Quinnipiac	38 67	56	H Penn	51 58	122	A Marist	59 88	
						70	N Drexel	39 51	122	H Marist	58 73	
						84	H Harvard	54 73	171	A Rider	54 77	
									171	H Rider	52 55	
									182	A Sacred Heart	50 72	
									203	H Massachusetts	64 59	
									221	A Howard	86 81	
									228	A Monmouth	77 68	
									228	H Monmouth	54 56	
									245	H Hofstra	50 57	
									248	H Colgate	55 53	
									263	A St. Bonaventure	58 74	
									267	A Manhattan	48 52	
									267	H Manhattan	62 56	
									268	H Niagara	67 61	
									280	A Canisius	78 66	
									284	A Fairfield	55 59	
									284	H Fairfield	40 66	
									307	H Fla. Atlantic	66 70	
									313	A Iona	66 45	
									313	H Iona	59 47	
									313	N Iona	64 75	
									315	N Wagner	74 71	
									347	A Saint Peter's	84 57	
									347	H Saint Peter's	50 46	
LAST 12 Division I GAMES:												
313	N Iona	64 75	284	H Fairfield	40 66							
315	N Wagner	74 71	228	H Monmouth	54 56							
44	H Quinnipiac	38 67	313	A Iona	66 45							
171	A Rider	54 77	267	A Manhattan	48 52							
280	A Canisius	78 66	122	H Marist	58 73							
268	H Niagara	67 61	284	A Fairfield	55 59							

Non-Div I Games:

Siena

South Alabama

Through Games Of March 8, 2019

Average RPI Win: 217	WON-LOST	WINNING	LAST 10	STRENGTH OF	OPP. STRENGTH	TEAM	ADJ.	CONF.	ADJ CONF.
Average RPI Loss: 124	RECORD	PCT. RANK	GAMES	SCHEDULE	OF SCHEDULE	RPI	RPI	RPI	RPI
DIV. I ONLY	18- 8	70	1- 0	204	166	103	103	12	12
DIV. I NON-CONF.	9- 0	1	1- 0	296	266	53	53	14	14
TOTALS	RPI 1-25	RPI 26-50	W-L RECORDS	RPI 51-100	RPI 101-150	RPI 150+			
18- 8	0- 0	0- 0	OVERALL	1- 4	3- 1	14- 3			
9- 2	0- 0	0- 0	HOME	1- 1	1- 0	7- 1			
8- 6	0- 0	0- 0	AWAY	0- 3	1- 1	7- 2			
1- 0	0- 0	0- 0	NEUTRAL	0- 0	1- 0	0- 0			
9- 0	0- 0	0- 0	NON-CONFERENCE	0- 0	1- 0	8- 0			
3- 0	0- 0	0- 0	HOME	0- 0	0- 0	3- 0			
5- 0	0- 0	0- 0	AWAY	0- 0	0- 0	5- 0			
1- 0	0- 0	0- 0	NEUTRAL	0- 0	1- 0	0- 0			
9- 8	0- 0	0- 0	CONFERENCE	1- 4	2- 1	6- 3			
6- 2	0- 0	0- 0	HOME	1- 1	1- 0	4- 1			
3- 6	0- 0	0- 0	AWAY	0- 3	1- 1	2- 2			
0- 0	0- 0	0- 0	NEUTRAL	0- 0	0- 0	0- 0			

RPI S	Opponent	Score	RPI S	Opponent	Score	RPI S	Opponent	Score	RPI S	Opponent	Score	Team's RPI: 103
						67	A Little Rock	44 47	135	A Georgia St.	68 59	
						67	H Little Rock	42 65	135	H Georgia St.	62 59	
						79	A UT Arlington	51 72	142	N New Mexico St.	68 67	
						89	A Troy	58 66	149	A Appalachian St.	63 71	
						89	H Troy	80 77	158	A Alabama	72 67	
									162	A Texas St.	45 77	
									175	A Coastal Caro.	88 78	
									175	H Coastal Caro.	67 50	
									177	A Southern U.	53 49	
									184	H Southern Miss.	77 68	
									190	A Arkansas St.	58 69	
									190	H Arkansas St.	64 77	
									243	H ETSU	81 74	
									265	H Louisiana	83 60	
									266	H Alabama St.	77 65	
									277	A Central Ark.	58 50	
									285	A Ga. Southern	69 53	
									285	H Ga. Southern	73 60	
									301	H La.-Monroe	77 49	
									304	A Tennessee St.	78 56	
									314	A FIU	84 77	
LAST 12 Division I GAMES:												
314	A FIU	84 77	285	H Ga. Southern	73 60							
175	H Coastal Caro.	67 50	67	A Little Rock	44 47							
162	A Texas St.	45 77	190	A Arkansas St.	58 69							
79	A UT Arlington	51 72	89	H Troy	80 77							
89	A Troy	58 66	301	H La.-Monroe	77 49							
135	H Georgia St.	62 59	265	H Louisiana	83 60							

Non-Div I Games: Faulkner 97 40 Spring Hill 75 57

South Alabama

Loss, Non-Conf, S Site, H Home A Away N Neutral

South Carolina

Through Games Of March 8, 2019

Average RPI Win: 130	WON-LOST	WINNING	LAST 10	STRENGTH OF	OPP. STRENGTH	TEAM	ADJ.	CONF.	ADJ CONF.
Average RPI Loss: 20	RECORD	PCT. RANK	GAMES	SCHEDULE	OF SCHEDULE	RPI	RPI	RPI	RPI
DIV. I ONLY	21- 9	67	0- 1	8	29	19	19	5	5
DIV. I NON-CONF.	8- 5	119	0- 0	13	20	37	37	5	5
TOTALS	RPI 1-25	RPI 26-50	W-L RECORDS	RPI 51-100	RPI 101-150	RPI 150+			
21- 9	2- 8	3- 0	OVERALL	4- 1	3- 0	9- 0			
11- 4	0- 4	2- 0	HOME	0- 0	3- 0	6- 0			
9- 2	2- 2	1- 0	AWAY	4- 0	0- 0	2- 0			
1- 3	0- 2	0- 0	NEUTRAL	0- 1	0- 0	1- 0			
8- 5	0- 5	1- 0	NON-CONFERENCE	1- 0	2- 0	4- 0			
5- 2	0- 2	1- 0	HOME	0- 0	2- 0	2- 0			
2- 1	0- 1	0- 0	AWAY	1- 0	0- 0	1- 0			
1- 2	0- 2	0- 0	NEUTRAL	0- 0	0- 0	1- 0			
13- 4	2- 3	2- 0	CONFERENCE	3- 1	1- 0	5- 0			
6- 2	0- 2	1- 0	HOME	0- 0	1- 0	4- 0			
7- 1	2- 1	1- 0	AWAY	3- 0	0- 0	1- 0			
0- 1	0- 0	0- 0	NEUTRAL	0- 1	0- 0	0- 0			

RPI	S	Opponent	Score	RPI	S	Opponent	Score	RPI	S	Opponent	Score	RPI	S	Opponent	Score
2	H	Baylor	69 94	27	H	Missouri	79 65	58	A	Tennessee	82 67	110	H	Dayton	65 55
6	A	UConn	79 97	48	A	Auburn	73 66	81	A	Arkansas	87 79	112	H	Georgia	65 57
8	A	Mississippi St.	74 89	50	H	Clemson	69 57	81	N	Arkansas	89 95	149	H	Appalachian St.	80 50
8	H	Mississippi St.	64 68					82	A	LSU	76 53	158	H	Alabama	62 59
14	H	Maryland	61 85					88	A	Purdue	82 73	166	H	Temple	88 60
16	A	Texas A&M	60 57									191	H	Furman	66 53
17	N	Drake	85 90									204	H	Vanderbilt	80 69
21	A	Kentucky	74 70									214	A	Florida	96 77
21	H	Kentucky	57 65									214	H	Florida	71 40
25	N	Oregon St.	68 70									235	H	Ole Miss	76 42
												243	N	ETSU	101 55
												266	A	Alabama St.	94 38
LAST 12 Division I GAMES:															
81	N	Arkansas	89 95	21	H	Kentucky	57 65								
17	N	Drake	85 90	214	A	Florida	96 77								
25	N	Oregon St.	68 70	112	H	Georgia	65 57								
8	H	Mississippi St.	64 68	6	A	UConn	79 97								
48	A	Auburn	73 66	235	H	Ole Miss	76 42								
58	A	Tennessee	82 67	81	A	Arkansas	87 79								

Non-Div I Games:

South Carolina

Loss, Non-Conf, S Site, H Home A Away N Neutral

Average RPI Win:	304	WON-LOST	WINNING	LAST 10	STRENGTH OF	OPP. STRENGTH	TEAM	ADJ.	CONF.	ADJ CONF.
Average RPI Loss:	223	RECORD	PCT. RANK	GAMES	SCHEDULE	OF SCHEDULE	RPI	RPI	RPI	RPI
DIV. I ONLY	13- 15	194	1- 0	350	341	300	300	32	32	
DIV. I NON-CONF.	5- 7	206	1- 0	331	270	290	290	32	32	
TOTALS	RPI 1-25	RPI 26-50	W-L RECORDS	RPI 51-100	RPI 101-150	RPI 150+				
13- 15	0- 0	0- 0	OVERALL	0- 2	0- 1	13- 12				
6- 6	0- 0	0- 0	HOME	0- 0	0- 0	6- 6				
7- 7	0- 0	0- 0	AWAY	0- 2	0- 0	7- 5				
0- 2	0- 0	0- 0	NEUTRAL	0- 0	0- 1	0- 1				
5- 7	0- 0	0- 0	NON-CONFERENCE	0- 2	0- 1	5- 4				
3- 1	0- 0	0- 0	HOME	0- 0	0- 0	3- 1				
2- 4	0- 0	0- 0	AWAY	0- 2	0- 0	2- 2				
0- 2	0- 0	0- 0	NEUTRAL	0- 0	0- 1	0- 1				
8- 8	0- 0	0- 0	CONFERENCE	0- 0	0- 0	8- 8				
3- 5	0- 0	0- 0	HOME	0- 0	0- 0	3- 5				
5- 3	0- 0	0- 0	AWAY	0- 0	0- 0	5- 3				
0- 0	0- 0	0- 0	NEUTRAL	0- 0	0- 0	0- 0				

RPI S	Opponent	Score	RPI S	Opponent	Score	RPI S	Opponent	Score	RPI S	Opponent	Score	Team's RPI: 300
						86	A Radford	31 61	146	N Wake Forest	44 58	
						87	A Arizona	32 73	175	A Coastal Caro.	44 57	
									194	N East Carolina	63 71	
									195	A N.C. A&T	52 59	
									195	H N.C. A&T	44 58	
									198	H UNLV	58 49	
									207	A UMES	43 63	
									221	H Howard	72 63	
									223	A Bethune-Cookman	57 51	
									223	H Bethune-Cookman	64 69	
									279	H Norfolk St.	50 57	
									292	H Charleston So.	67 58	
									297	A Col. of Charleston	51 75	
									299	H Winthrop	50 58	
									305	A Morgan St.	51 62	
									305	H Morgan St.	61 63	
									319	A Coppin St.	75 59	
									319	H Coppin St.	60 55	
									331	A Presbyterian	57 48	
									335	A N.C. Central	72 60	
									337	A Delaware St.	63 60	
									341	H USC Upstate	71 66	
									342	A Western Caro.	54 39	
									345	A Savannah St.	71 60	
									345	H Savannah St.	64 65	
									346	H Florida A&M	61 48	
LAST 12 Division I GAMES:												
			198	H UNLV	58 49				223	H Bethune-Cookman	64 69	
			345	H Savannah St.	64 65				319	H Coppin St.	60 55	
			223	A Bethune-Cookman	57 51				305	H Morgan St.	61 63	
			335	A N.C. Central	72 60				337	A Delaware St.	63 60	
			195	A N.C. A&T	52 59				207	A UMES	43 63	
			346	H Florida A&M	61 48				345	A Savannah St.	71 60	

Non-Div I Games: Voorhees 88 61 UNKNOWN 67 51

South Carolina St.

Loss, Non-Conf, S Site, H Home A Away N Neutral

South Dakota

Through Games Of March 8, 2019

Average RPI Win:	198	WON-LOST	WINNING	LAST 10	STRENGTH OF	OPP. STRENGTH	TEAM	ADJ.	CONF.	ADJ CONF.
Average RPI Loss:	62	RECORD	PCT. RANK	GAMES	SCHEDULE	OF SCHEDULE	RPI	RPI	RPI	RPI
DIV. I ONLY	24- 4	12	1- 0	163	143	37	37	19	19	
DIV. I NON-CONF.	10- 2	37	0- 0	45	22	15	15	19	19	
TOTALS	RPI 1-25	RPI 26-50	W-L RECORDS	RPI 51-100	RPI 101-150	RPI 150+				
24- 4	1- 1	2- 2	OVERALL	4- 0	0- 0	17- 1				
11- 0	1- 0	1- 0	HOME	1- 0	0- 0	8- 0				
10- 3	0- 1	1- 1	AWAY	2- 0	0- 0	7- 1				
3- 1	0- 0	0- 1	NEUTRAL	1- 0	0- 0	2- 0				
10- 2	1- 1	1- 1	NON-CONFERENCE	4- 0	0- 0	4- 0				
3- 0	1- 0	0- 0	HOME	1- 0	0- 0	1- 0				
4- 1	0- 1	1- 0	AWAY	2- 0	0- 0	1- 0				
3- 1	0- 0	0- 1	NEUTRAL	1- 0	0- 0	2- 0				
14- 2	0- 0	1- 1	CONFERENCE	0- 0	0- 0	13- 1				
8- 0	0- 0	1- 0	HOME	0- 0	0- 0	7- 0				
6- 2	0- 0	0- 1	AWAY	0- 0	0- 0	6- 1				
0- 0	0- 0	0- 0	NEUTRAL	0- 0	0- 0	0- 0				

RPI S	Opponent	Score	RPI S	Opponent	Score	Team's RPI: 37	RPI S	Opponent	Score	RPI S	Opponent	Score
11	H Iowa St.	64 59	27	A Missouri	74 61		68	A Missouri St.	85 74	153	A Denver	99 104
17	A Drake	64 76	30	A South Dakota St.	78 82		72	H Green Bay	55 49	153	H Denver	73 58
			30	H South Dakota St.	105 98		98	N Loyola Marymount	67 40	165	A Oral Roberts	76 72
			46	N Indiana	60 68		99	A Creighton	77 65	165	H Oral Roberts	75 64
										173	A Montana	64 41
										210	N Grambling	67 53
										230	A Western Ill.	83 61
										230	H Western Ill.	92 49
										241	A North Dakota	80 50
										241	H North Dakota	87 54
										256	N Wichita St.	73 64
										310	H Incarnate Word	96 43
										317	A Omaha	80 49
										317	H Omaha	78 33
										326	A North Dakota St.	67 41
										326	H North Dakota St.	76 57
										338	A Purdue Fort Wayne	71 49
										338	H Purdue Fort Wayne	69 51
LAST 12 Division I GAMES:												
241	H North Dakota	87 54	317	H Omaha	78 33							
326	H North Dakota St.	76 57	338	A Purdue Fort Wayne	71 49							
30	A South Dakota St.	78 82	230	H Western Ill.	92 49							
153	H Denver	73 58	241	A North Dakota	80 50							
230	A Western Ill.	83 61	317	A Omaha	80 49							
165	H Oral Roberts	75 64	165	A Oral Roberts	76 72							

Non-Div I Games: St. Mary (NE) 112 52 Bellevue 79 40

South Dakota

Loss, Non-Conf, S Site, H Home A Away N Neutral

Average RPI Win:	184	WON-LOST	WINNING	LAST 10	STRENGTH OF	OPP. STRENGTH	TEAM	ADJ.	CONF.	ADJ CONF.
Average RPI Loss:	77	RECORD	PCT. RANK	GAMES	SCHEDULE	OF SCHEDULE	RPI	RPI	RPI	RPI
DIV. I ONLY	17- 14	147	1- 0	89	74	121	121	9	9	
DIV. I NON-CONF.	9- 5	104	0- 0	219	18	141	141	8	8	
TOTALS	RPI 1-25	RPI 26-50	W-L RECORDS	RPI 51-100	RPI 101-150	RPI 150+				
17- 14	0- 5	1- 1	OVERALL	2- 6	0- 0	14- 2				
10- 5	0- 2	0- 0	HOME	0- 2	0- 0	10- 1				
5- 5	0- 2	0- 0	AWAY	2- 2	0- 0	3- 1				
2- 4	0- 1	1- 1	NEUTRAL	0- 2	0- 0	1- 0				
9- 5	0- 1	1- 1	NON-CONFERENCE	1- 3	0- 0	7- 0				
7- 0	0- 0	0- 0	HOME	0- 0	0- 0	7- 0				
1- 1	0- 0	0- 0	AWAY	1- 1	0- 0	0- 0				
1- 4	0- 1	1- 1	NEUTRAL	0- 2	0- 0	0- 0				
8- 9	0- 4	0- 0	CONFERENCE	1- 3	0- 0	7- 2				
3- 5	0- 2	0- 0	HOME	0- 2	0- 0	3- 1				
4- 4	0- 2	0- 0	AWAY	1- 1	0- 0	3- 1				
1- 0	0- 0	0- 0	NEUTRAL	0- 0	0- 0	1- 0				

RPI	S	Opponent	Score	RPI	S	Opponent	Score	RPI	S	Opponent	Score	RPI	S	Opponent	Score	Team's RPI: 121
6	A	UConn	46 63	32	N	UCLA	60 56	73	A	Cincinnati	43 57	152	H	Oklahoma	87 70	
6	H	UConn	47 57	38	N	North Carolina	69 71	73	H	Cincinnati	56 57	161	H	Tulsa	59 48	
15	A	UCF	63 66					82	A	LSU	49 78	166	A	Temple	63 53	
15	H	UCF	49 62					94	N	Virginia	67 74	168	A	Tulane	50 45	
21	N	Kentucky	63 85					95	A	Ohio St.	71 47	168	H	Tulane	73 46	
								99	N	Creighton	76 83	168	N	Tulane	61 52	
								100	A	Houston	59 49	194	A	East Carolina	63 50	
								100	H	Houston	52 54	210	H	Grambling	67 50	
												212	H	George Washington	63 30	
												223	H	Bethune-Cookman	88 39	
												224	H	Memphis	40 47	
												227	A	SMU	44 46	
												242	H	Albany (NY)	74 37	
												256	H	Wichita St.	55 46	
												275	H	Vermont	102 55	
												312	H	New Hampshire	79 36	
LAST 12 Division I GAMES:																
168	N	Tulane	61 52	161	H	Tulsa	59 48									
6	H	UConn	47 57	100	H	Houston	52 54									
73	A	Cincinnati	43 57	168	A	Tulane	50 45									
100	A	Houston	59 49	15	A	UCF	63 66									
256	H	Wichita St.	55 46	73	H	Cincinnati	56 57									
194	A	East Carolina	63 50	227	A	SMU	44 46									

Non-Div I Games:

South Fla.

■ Loss,
■ Non-Conf,
■ S Site,
■ Home
■ A Away
N Neutral

Average RPI Win:	272	WON-LOST	WINNING	LAST 10	STRENGTH OF	OPP. STRENGTH	TEAM	ADJ.	CONF.	ADJ CONF.
Average RPI Loss:	163	RECORD	PCT. RANK	GAMES	SCHEDULE	OF SCHEDULE	RPI	RPI	RPI	RPI
DIV. I ONLY	11- 17	231	0- 1	220	275	239	239	22	22	
DIV. I NON-CONF.	3- 6	241	0- 0	241	267	239	239	23	23	
TOTALS	RPI 1-25	RPI 26-50	W-L RECORDS	RPI 51-100	RPI 101-150	RPI 150+				
11- 17	0- 1	0- 0	OVERALL	0- 3	1- 4	10- 9				
6- 5	0- 0	0- 0	HOME	0- 1	1- 1	5- 3				
5- 10	0- 1	0- 0	AWAY	0- 1	0- 3	5- 5				
0- 2	0- 0	0- 0	NEUTRAL	0- 1	0- 0	0- 1				
3- 6	0- 1	0- 0	NON-CONFERENCE	0- 0	0- 1	3- 4				
1- 1	0- 0	0- 0	HOME	0- 0	0- 0	1- 1				
2- 4	0- 1	0- 0	AWAY	0- 0	0- 1	2- 2				
0- 1	0- 0	0- 0	NEUTRAL	0- 0	0- 0	0- 1				
8- 11	0- 0	0- 0	CONFERENCE	0- 3	1- 3	7- 5				
5- 4	0- 0	0- 0	HOME	0- 1	1- 1	4- 2				
3- 6	0- 0	0- 0	AWAY	0- 1	0- 2	3- 3				
0- 1	0- 0	0- 0	NEUTRAL	0- 1	0- 0	0- 0				

RPI 1-25				RPI 26-50				RPI 51-100				RPI 101+ Team's RPI: 239			
RPI	S	Opponent	Score	RPI	S	Opponent	Score	RPI	S	Opponent	Score	RPI	S	Opponent	Score
8	A	Mississippi St.	53 88					54	A	Belmont	57 91	111	A	UT Martin	50 61
								54	H	Belmont	86 92	111	H	UT Martin	73 80
								54	N	Belmont	65 74	132	A	Morehead St.	54 82
												148	H	Tennessee Tech	62 53
												150	A	Southern Ill.	40 60
												155	A	Bradley	79 85
												197	N	North Ala.	67 80
												213	H	Jacksonville St.	39 56
												224	A	Memphis	57 69
												225	H	Indiana St.	51 62
												230	H	Western Ill.	81 71
												238	A	SIUE	62 52
												238	H	SIUE	63 58
												261	A	Murray St.	74 82
												261	H	Murray St.	59 64
												262	A	Austin Peay	54 56
												262	H	Austin Peay	64 54
												296	A	Eastern Ill.	80 54
												296	H	Eastern Ill.	72 57
												304	A	Tennessee St.	59 62
												304	H	Tennessee St.	81 57
												322	A	NJIT	68 58
												328	A	Evansville	54 50
												332	A	Eastern Ky.	52 42
LAST 12 Division I GAMES:															
				54	N	Belmont	65 74					111	A	UT Martin	50 61
				54	H	Belmont	86 92					213	H	Jacksonville St.	39 56
				304	H	Tennessee St.	81 57					148	H	Tennessee Tech	62 53
				261	A	Murray St.	74 82					304	A	Tennessee St.	59 62
				262	A	Austin Peay	54 56					54	A	Belmont	57 91
				296	A	Eastern Ill.	80 54					296	H	Eastern Ill.	72 57

Non-Div I Games: Ill.-Springfield 82 46 Harris-Stowe 80 65

Southeast Mo. St.

Loss, Non-Conf, S Site, H Home A Away N Neutral

Average RPI Win:	268	WON-LOST	WINNING	LAST 10	STRENGTH OF	OPP. STRENGTH	TEAM	ADJ.	CONF.	ADJ CONF.
Average RPI Loss:	218	RECORD	PCT. RANK	GAMES	SCHEDULE	OF SCHEDULE	RPI	RPI	RPI	RPI
DIV. I ONLY	8- 18	271	0- 1	338	302	324	324	25	25	
DIV. I NON-CONF.	4- 5	190	0- 0	300	325	221	221	22	22	
TOTALS	RPI 1-25	RPI 26-50	W-L RECORDS	RPI 51-100	RPI 101-150	RPI 150+				
8- 18	0- 0	0- 1	OVERALL	0- 2	1- 1	7- 14				
5- 6	0- 0	0- 0	HOME	0- 1	1- 0	4- 5				
3- 12	0- 0	0- 1	AWAY	0- 1	0- 1	3- 9				
0- 0	0- 0	0- 0	NEUTRAL	0- 0	0- 0	0- 0				
4- 5	0- 0	0- 0	NON-CONFERENCE	0- 1	0- 0	4- 4				
1- 1	0- 0	0- 0	HOME	0- 0	0- 0	1- 1				
3- 4	0- 0	0- 0	AWAY	0- 1	0- 0	3- 3				
0- 0	0- 0	0- 0	NEUTRAL	0- 0	0- 0	0- 0				
4- 13	0- 0	0- 1	CONFERENCE	0- 1	1- 1	3- 10				
4- 5	0- 0	0- 0	HOME	0- 1	1- 0	3- 4				
0- 8	0- 0	0- 1	AWAY	0- 0	0- 1	0- 6				
0- 0	0- 0	0- 0	NEUTRAL	0- 0	0- 0	0- 0				

RPI S	Opponent	Score	RPI S	Opponent	Score	RPI S	Opponent	Score	RPI S	Opponent	Score	Team's RPI: 324
			47	A Lamar University	54 94	64	H SFA	51 62	141	A Abilene Christian	66 86	
						82	A LSU	52 72	141	H Abilene Christian	74 71	
									158	A Alabama	40 88	
									160	H Nicholls St.	66 73	
									169	A Louisiana Tech	53 72	
									174	A Sam Houston St.	63 94	
									184	H Southern Miss.	52 59	
									227	A SMU	63 62	
									255	H A&M-Corpus Christi	56 45	
									258	A Jackson St.	50 45	
									277	A Central Ark.	33 75	
									277	H Central Ark.	62 53	
									287	A New Orleans	45 46	
									287	H New Orleans	58 61	
									301	H La.-Monroe	49 42	
									302	A Alabama A&M	48 51	
									310	A Incarnate Word	69 76	
									317	A McNeese	56 62	
									317	H McNeese	70 75	
									320	A Northwestern St.	47 58	
									320	H Northwestern St.	56 60	
									336	H Houston Baptist	73 65	
									351	A Alcorn	77 59	
LAST 12 Division I GAMES:												
			287	A New Orleans	45 46	277	A Central Ark.	33 75				
			320	H Northwestern St.	56 60	255	H A&M-Corpus Christi	56 45				
			141	A Abilene Christian	66 86	160	H Nicholls St.	66 73				
			287	H New Orleans	58 61	174	A Sam Houston St.	63 94				
			317	H McNeese	70 75	320	A Northwestern St.	47 58				
			310	A Incarnate Word	69 76	336	H Houston Baptist	73 65				

Non-Div I Games: Mobile 70 57 Xavier (LA) 47 59

Southeastern La.

Loss, Non-Conf, S Site, H Home A Away N Neutral

Average RPI Win:	152	WON-LOST	WINNING	LAST 10	STRENGTH OF	OPP. STRENGTH	TEAM	ADJ.	CONF.	ADJ CONF.
Average RPI Loss:	40	RECORD	PCT. RANK	GAMES	SCHEDULE	OF SCHEDULE	RPI	RPI	RPI	RPI
DIV. I ONLY	17- 13	137	0- 1	24	34	52	52	2	2	
DIV. I NON-CONF.	10- 1	17	0- 0	144	158	25	25	2	2	
TOTALS	RPI 1-25	RPI 26-50	W-L RECORDS	RPI 51-100	RPI 101-150	RPI 150+				
17- 13	0- 8	2- 2	OVERALL	3- 2	3- 0	9- 1				
10- 4	0- 3	1- 1	HOME	1- 0	3- 0	5- 0				
6- 8	0- 5	1- 1	AWAY	2- 1	0- 0	3- 1				
1- 1	0- 0	0- 0	NEUTRAL	0- 1	0- 0	1- 0				
10- 1	0- 1	0- 0	NON-CONFERENCE	1- 0	2- 0	7- 0				
5- 0	0- 0	0- 0	HOME	0- 0	2- 0	3- 0				
4- 1	0- 1	0- 0	AWAY	1- 0	0- 0	3- 0				
1- 0	0- 0	0- 0	NEUTRAL	0- 0	0- 0	1- 0				
7- 12	0- 7	2- 2	CONFERENCE	2- 2	1- 0	2- 1				
5- 4	0- 3	1- 1	HOME	1- 0	1- 0	2- 0				
2- 7	0- 4	1- 1	AWAY	1- 1	0- 0	0- 1				
0- 1	0- 0	0- 0	NEUTRAL	0- 1	0- 0	0- 0				

RPI 1-25				RPI 26-50				RPI 51-100				RPI 101+			
RPI	S	Opponent	Score	RPI	S	Opponent	Score	RPI	S	Opponent	Score	RPI	S	Opponent	Score
4	A	Stanford	64 72	32	A	UCLA	72 67	79	A	UT Arlington	73 61	123	H	Fresno St.	62 61
4	H	Stanford	67 69	32	H	UCLA	65 72	87	A	Arizona	68 71	134	H	CSUN	58 42
5	A	Oregon	78 96	39	A	California	59 66	87	N	Arizona	48 76	138	H	Washington	82 57
5	H	Oregon	53 93	39	H	California	86 76	92	A	Utah	84 80	157	H	Washington St.	81 73
16	A	Texas A&M	51 71					92	H	Utah	83 77	163	H	UC Riverside	73 55
23	A	Arizona St.	59 68									164	H	Santa Clara	77 46
25	A	Oregon St.	61 68									172	A	Colorado	76 81
25	H	Oregon St.	52 76									172	H	Colorado	84 77
												179	N	Utah St.	55 46
												198	A	UNLV	86 72
												252	A	Nevada	72 51
												272	A	Long Beach St.	86 50
												295	H	UC Santa Barbara	82 39
LAST 12 Division I GAMES:															
				87	N	Arizona	48 76	39	H	California	86 76				
				92	H	Utah	83 77	172	A	Colorado	76 81				
				172	H	Colorado	84 77	92	A	Utah	84 80				
				5	A	Oregon	78 96	157	H	Washington St.	81 73				
				25	A	Oregon St.	61 68	138	H	Washington	82 57				
				4	H	Stanford	67 69	23	A	Arizona St.	59 68				

Non-Div I Games:

Southern California

■ Loss,
 ■ Non-Conf,
 ■ S Site,
 ■ H Home
 ■ A Away
 N Neutral

Average RPI Win:	227	WON-LOST	WINNING	LAST 10	STRENGTH OF	OPP. STRENGTH	TEAM	ADJ.	CONF.	ADJ CONF.
Average RPI Loss:	103	RECORD	PCT. RANK	GAMES	SCHEDULE	OF SCHEDULE	RPI	RPI	RPI	RPI
DIV. I ONLY	14- 14	170	1- 0	90	187	150	150	13	13	
DIV. I NON-CONF.	7- 4	108	0- 0	94	221	77	77	15	15	
TOTALS	RPI 1-25	RPI 26-50	W-L RECORDS	RPI 51-100	RPI 101-150	RPI 150+				
14- 14	0- 3	0- 0	OVERALL	0- 4	3- 2	11- 5				
9- 5	0- 1	0- 0	HOME	0- 2	2- 0	7- 2				
4- 8	0- 1	0- 0	AWAY	0- 2	0- 2	4- 3				
1- 1	0- 1	0- 0	NEUTRAL	0- 0	1- 0	0- 0				
7- 4	0- 1	0- 0	NON-CONFERENCE	0- 0	3- 2	4- 1				
5- 0	0- 0	0- 0	HOME	0- 0	2- 0	3- 0				
1- 3	0- 0	0- 0	AWAY	0- 0	0- 2	1- 1				
1- 1	0- 1	0- 0	NEUTRAL	0- 0	1- 0	0- 0				
7- 10	0- 2	0- 0	CONFERENCE	0- 4	0- 0	7- 4				
4- 5	0- 1	0- 0	HOME	0- 2	0- 0	4- 2				
3- 5	0- 1	0- 0	AWAY	0- 2	0- 0	3- 2				
0- 0	0- 0	0- 0	NEUTRAL	0- 0	0- 0	0- 0				

RPI 1-25				RPI 26-50				RPI 51-100				RPI 101+ Team's RPI: 150			
RPI	S	Opponent	Score	RPI	S	Opponent	Score	RPI	S	Opponent	Score	RPI	S	Opponent	Score
17	A	Drake	66 94					68	A	Missouri St.	51 66	105	A	Western Ky.	76 83
17	H	Drake	64 71					68	H	Missouri St.	58 70	109	N	Hartford	72 50
23	N	Arizona St.	38 82					78	A	UNI	53 65	111	A	UT Martin	94 95
								78	H	UNI	67 76	125	H	Northern Ill.	82 73
												130	H	IUPUI	78 73
												155	A	Bradley	53 58
												155	H	Bradley	62 55
												156	A	Illinois St.	52 60
												156	H	Illinois St.	66 68
												178	A	Saint Louis	58 62
												201	H	Marshall	58 49
												225	A	Indiana St.	80 61
												225	H	Indiana St.	58 61
												239	H	Southeast Mo. St.	60 40
												246	A	Loyola Chicago	64 41
												246	H	Loyola Chicago	74 63
												261	A	Murray St.	65 59
												296	H	Eastern Ill.	73 59
												311	A	Valparaiso	58 47
												311	H	Valparaiso	87 65
												328	H	Evansville	67 47
LAST 12 Division I GAMES:															
225	A	Indiana St.	80 61	155	H	Bradley	62 55								
78	H	UNI	67 76	68	H	Missouri St.	58 70								
17	H	Drake	64 71	17	A	Drake	66 94								
311	A	Valparaiso	58 47	78	A	UNI	53 65								
246	A	Loyola Chicago	64 41	246	H	Loyola Chicago	74 63								
156	H	Illinois St.	66 68	311	H	Valparaiso	87 65								

Non-Div I Games:

Southern Ill.

■ Loss,
■ Non-Conf,
■ S Site,
■ H Home
■ A Away
N Neutral

Seasonal Record:				Through Games of March 9, 1919						
Average RPI Win:	260	WON-LOST	WINNING	LAST 10	STRENGTH OF	OPP. STRENGTH	TEAM	ADJ.	CONF.	ADJ CONF.
Average RPI Loss:	110	RECORD	PCT. RANK	GAMES	SCHEDULE	OF SCHEDULE	RPI	RPI	RPI	RPI
DIV. I ONLY	15- 12	141	0- 1	232	190	184	184	14	14	
DIV. I NON-CONF.	6- 5	143	0- 0	278	320	250	250	17	17	

TOTALS	RPI 1-25	RPI 26-50		W-L RECORDS		RPI 51-100	RPI 101-150	RPI 150+		
15- 12	0- 1	0- 1		OVERALL		0- 3	2- 3	13- 4		
10- 6	0- 1	0- 1		HOME		0- 2	1- 0	9- 2		
5- 6	0- 0	0- 0		AWAY		0- 1	1- 3	4- 2		
0- 0	0- 0	0- 0		NEUTRAL		0- 0	0- 0	0- 0		
6- 5	0- 1	0- 0		NON-CONFERENCE		0- 1	0- 1	6- 2		
5- 3	0- 1	0- 0		HOME		0- 1	0- 0	5- 1		
1- 2	0- 0	0- 0		AWAY		0- 0	0- 1	1- 1		
0- 0	0- 0	0- 0		NEUTRAL		0- 0	0- 0	0- 0		
9- 7	0- 0	0- 1		CONFERENCE		0- 2	2- 2	7- 2		
5- 3	0- 0	0- 1		HOME		0- 1	1- 0	4- 1		
4- 4	0- 0	0- 0		AWAY		0- 1	1- 2	3- 1		
0- 0	0- 0	0- 0		NEUTRAL		0- 0	0- 0	0- 0		

RPI 1-25						
RPI	S	Opponent	Score			
8	H	Mississippi St.	42	86		
RPI 26-50						
RPI	S	Opponent	Score			
34	H	Rice	47	58		
RPI 51-100						
RPI	S	Opponent	Score			
66	A	Middle Tenn.	49	66		
96	H	Old Dominion	50	53		
100	H	Houston	44	61		
Team's RPI: 184						
RPI	S	Opponent	Score			
102	A	UAB	60	71		
103	A	South Alabama	68	77		
105	A	Western Ky.	69	56		
107	A	Charlotte	46	59		
107	H	Charlotte	65	54		
168	A	Tulane	54	71		
169	A	Louisiana Tech	85	106		
169	H	Louisiana Tech	74	70		
174	H	Sam Houston St.	61	65		
192	H	North Texas	48	62		
201	A	Marshall	64	52		
210	H	Grambling	68	47		
269	A	UTEP	64	63		
290	H	Samford	76	40		
303	A	UTSA	70	45		
303	H	UTSA	72	39		
307	H	Fla. Atlantic	67	45		
314	H	FIU	71	57		
320	H	Northwestern St.	69	54		
324	A	Southeastern La.	59	52		
327	H	Mississippi Val.	67	60		
351	H	Alcorn	66	47		
LAST 12 Division I GAMES:						
107	A	Charlotte	46	59	307	H Fla. Atlantic 67 45
303	H	UTSA	72	39	314	H FIU 71 57
169	H	Louisiana Tech	74	70	201	A Marshall 64 52
269	A	UTEP	64	63	105	A Western Ky. 69 56
303	A	UTSA	70	45	96	H Old Dominion 50 53
169	A	Louisiana Tech	85	106	107	H Charlotte 65 54

Non-Div I Games:	Blue Mountain (MS)	84	38	William Carey	74	48
------------------	--------------------	----	----	---------------	----	----

Southern Miss.

■ Loss, ■ Non-Conf, S Site, H Home A Away N Neutral

Southern U.

Through Games Of March 8, 2019

Average RPI Win:	293	WON-LOST	WINNING	LAST 10	STRENGTH OF	OPP. STRENGTH	TEAM	ADJ.	CONF.	ADJ CONF.
Average RPI Loss:	117	RECORD	PCT. RANK	GAMES	SCHEDULE	OF SCHEDULE	RPI	RPI	RPI	RPI
DIV. I ONLY	13- 11	148	0- 0	263	291	177	177	29	29	
DIV. I NON-CONF.	0- 7	336	0- 0	6	4	185	185	28	28	
TOTALS	RPI 1-25	RPI 26-50	W-L RECORDS	RPI 51-100	RPI 101-150	RPI 150+				
13- 11	0- 3	0- 1	OVERALL	0- 1	0- 2	13- 4				
7- 3	0- 0	0- 0	HOME	0- 0	0- 1	7- 2				
6- 8	0- 3	0- 1	AWAY	0- 1	0- 1	6- 2				
0- 0	0- 0	0- 0	NEUTRAL	0- 0	0- 0	0- 0				
0- 7	0- 3	0- 1	NON-CONFERENCE	0- 1	0- 2	0- 0				
0- 1	0- 0	0- 0	HOME	0- 0	0- 1	0- 0				
0- 6	0- 3	0- 1	AWAY	0- 1	0- 1	0- 0				
0- 0	0- 0	0- 0	NEUTRAL	0- 0	0- 0	0- 0				
13- 4	0- 0	0- 0	CONFERENCE	0- 0	0- 0	13- 4				
7- 2	0- 0	0- 0	HOME	0- 0	0- 0	7- 2				
6- 2	0- 0	0- 0	AWAY	0- 0	0- 0	6- 2				
0- 0	0- 0	0- 0	NEUTRAL	0- 0	0- 0	0- 0				

RPI 1-25				RPI 26-50				RPI 51-100				RPI 101+ Team's RPI: 177			
RPI	S	Opponent	Score	RPI	S	Opponent	Score	RPI	S	Opponent	Score	RPI	S	Opponent	Score
2	A	Baylor	49 94	43	A	Michigan	35 76	51	A	TCU	40 69	103	H	South Alabama	49 53
21	A	Kentucky	41 91									144	A	Texas Tech	58 76
23	A	Arizona St.	47 69									186	A	Prairie View	52 63
												186	H	Prairie View	54 55
												210	A	Grambling	86 81
												210	H	Grambling	71 65
												211	H	Texas Southern	63 61
												258	A	Jackson St.	76 74
												258	H	Jackson St.	52 59
												266	A	Alabama St.	61 78
												266	H	Alabama St.	62 52
												302	A	Alabama A&M	54 50
												302	H	Alabama A&M	68 60
												327	A	Mississippi Val.	67 46
												327	H	Mississippi Val.	74 67
												348	A	Ark.-Pine Bluff	56 45
												348	H	Ark.-Pine Bluff	73 41
												351	A	Alcorn	75 54
												351	H	Alcorn	51 39
LAST 12 Division I GAMES:															
186	A	Prairie View	52 63	258	H	Jackson St.	52 59	210	H	Grambling	71 65	351	A	Alcorn	75 54
351	H	Alcorn	51 39	266	A	Alabama St.	61 78	302	A	Alabama A&M	54 50	327	H	Mississippi Val.	74 67
266	H	Alabama St.	62 52												
302	H	Alabama A&M	68 60												
327	A	Mississippi Val.	67 46												
348	A	Ark.-Pine Bluff	56 45												

Non-Div I Games: Dillard 61 63 Wiley 89 58 Louisiana Col. 77 53 Millsaps 71 36 Southern U.

Loss, Non-Conf, S Site, H Home A Away N Neutral

Southern Utah

Through Games Of March 8, 2019

Average RPI Win:	216	WON-LOST	WINNING	LAST 10	STRENGTH OF	OPP. STRENGTH	TEAM	ADJ.	CONF.	ADJ CONF.
Average RPI Loss:	154	RECORD	PCT. RANK	GAMES	SCHEDULE	OF SCHEDULE	RPI	RPI	RPI	RPI
DIV. I ONLY	7- 22	303	0- 1	127	222	283	283	16	16	
DIV. I NON-CONF.	3- 6	241	0- 1	41	316	184	184	12	12	
TOTALS	RPI 1-25	RPI 26-50	W-L RECORDS	RPI 51-100	RPI 101-150	RPI 150+				
7- 22	0- 0	1- 1	OVERALL	0- 3	0- 8	6- 10				
6- 8	0- 0	1- 0	HOME	0- 1	0- 4	5- 3				
1- 14	0- 0	0- 1	AWAY	0- 2	0- 4	1- 7				
0- 0	0- 0	0- 0	NEUTRAL	0- 0	0- 0	0- 0				
3- 6	0- 0	1- 1	NON-CONFERENCE	0- 1	0- 0	2- 4				
3- 1	0- 0	1- 0	HOME	0- 0	0- 0	2- 1				
0- 5	0- 0	0- 1	AWAY	0- 1	0- 0	0- 3				
0- 0	0- 0	0- 0	NEUTRAL	0- 0	0- 0	0- 0				
4- 16	0- 0	0- 0	CONFERENCE	0- 2	0- 8	4- 6				
3- 7	0- 0	0- 0	HOME	0- 1	0- 4	3- 2				
1- 9	0- 0	0- 0	AWAY	0- 1	0- 4	1- 4				
0- 0	0- 0	0- 0	NEUTRAL	0- 0	0- 0	0- 0				

RPI S	Opponent	Score	RPI S	Opponent	Score	RPI S	Opponent	Score	RPI S	Opponent	Score	Team's RPI: 283
35	H BYU	67 64	77	A Idaho	49 77	108	A Idaho St.	47 80				
49	A Boise St.	53 88	77	H Idaho	70 82	108	H Idaho St.	57 69				
			85	A UC Davis	45 68	114	A Northern Colo.	71 88				
						114	H Northern Colo.	44 71				
						136	A Portland St.	49 63				
						136	H Portland St.	56 81				
						143	A Montana St.	64 69				
						143	H Montana St.	55 70				
						153	H Denver	70 71				
						163	A UC Riverside	50 56				
						165	A Oral Roberts	59 64				
						173	A Montana	57 79				
						173	H Montana	71 56				
						181	A UC Irvine	58 75				
						185	A Eastern Wash.	66 80				
						185	H Eastern Wash.	73 63				
						237	A Northern Ariz.	82 76				
						237	H Northern Ariz.	69 78				
						257	A Sacramento St.	76 77				
						257	H Sacramento St.	69 75				
						270	H San Diego	69 59				
						289	H Utah Valley	60 59				
						321	A Weber St.	66 67				
						321	H Weber St.	84 79				
LAST 12 Division I GAMES:												
163	A UC Riverside	50 56	136	H Portland St.	56 81							
114	A Northern Colo.	71 88	257	H Sacramento St.	69 75							
143	H Montana St.	55 70	108	A Idaho St.	47 80							
173	H Montana	71 56	321	A Weber St.	66 67							
77	A Idaho	49 77	77	H Idaho	70 82							
185	A Eastern Wash.	66 80	185	H Eastern Wash.	73 63							

Non-Div I Games:

Southern Utah

■ Loss,
■ Non-Conf,
■ S Site,
■ Home
■ A Away
N Neutral

Average RPI Win: 249		WON-LOST	WINNING	LAST 10	STRENGTH OF	OPP. STRENGTH	TEAM	ADJ.	CONF.	ADJ CONF.
Average RPI Loss: 148		RECORD	PCT. RANK	GAMES	SCHEDULE	OF SCHEDULE	RPI	RPI	RPI	RPI
DIV. I ONLY		8- 22	292	0- 1	161	178	263	263	17	17
DIV. I NON-CONF.		3- 10	278	0- 0	120	154	244	244	16	16
TOTALS		RPI 1-25	RPI 26-50		W-L RECORDS		RPI 51-100	RPI 101-150	RPI 150+	
8- 22		0- 0	0- 3		OVERALL		0- 3	0- 5	8- 11	
4- 9		0- 0	0- 1		HOME		0- 3	0- 2	4- 3	
4- 12		0- 0	0- 1		AWAY		0- 0	0- 3	4- 8	
0- 1		0- 0	0- 1		NEUTRAL		0- 0	0- 0	0- 0	
3- 10		0- 0	0- 3		NON-CONFERENCE		0- 1	0- 2	3- 4	
2- 3		0- 0	0- 1		HOME		0- 1	0- 0	2- 1	
1- 6		0- 0	0- 1		AWAY		0- 0	0- 2	1- 3	
0- 1		0- 0	0- 1		NEUTRAL		0- 0	0- 0	0- 0	
5- 12		0- 0	0- 0		CONFERENCE		0- 2	0- 3	5- 7	
2- 6		0- 0	0- 0		HOME		0- 2	0- 2	2- 2	
3- 6		0- 0	0- 0		AWAY		0- 0	0- 1	3- 5	
0- 0		0- 0	0- 0		NEUTRAL		0- 0	0- 0	0- 0	

[illegible]

Non-Div I Games:

St. Bonaventure

■ Loss, ■ Non-Conf, S Site, H Home A Away N Neutral

Average RPI Win:	291	WON-LOST	WINNING	LAST 10	STRENGTH OF	OPP. STRENGTH	TEAM	ADJ.	CONF.	ADJ CONF.
Average RPI Loss:	204	RECORD	PCT. RANK	GAMES	SCHEDULE	OF SCHEDULE	RPI	RPI	RPI	RPI
DIV. I ONLY	17- 12	125	1- 0	340	345	236	236	31	31	
DIV. I NON-CONF.	5- 6	177	0- 0	310	324	269	269	31	31	
TOTALS	RPI 1-25	RPI 26-50	W-L RECORDS	RPI 51-100	RPI 101-150	RPI 150+				
17- 12	0- 0	0- 0	OVERALL	0- 1	1- 2	16- 9				
9- 4	0- 0	0- 0	HOME	0- 1	0- 0	9- 3				
7- 7	0- 0	0- 0	AWAY	0- 0	1- 2	6- 5				
1- 1	0- 0	0- 0	NEUTRAL	0- 0	0- 0	1- 1				
5- 6	0- 0	0- 0	NON-CONFERENCE	0- 1	1- 2	4- 3				
2- 2	0- 0	0- 0	HOME	0- 1	0- 0	2- 1				
2- 3	0- 0	0- 0	AWAY	0- 0	1- 2	1- 1				
1- 1	0- 0	0- 0	NEUTRAL	0- 0	0- 0	1- 1				
12- 6	0- 0	0- 0	CONFERENCE	0- 0	0- 0	12- 6				
7- 2	0- 0	0- 0	HOME	0- 0	0- 0	7- 2				
5- 4	0- 0	0- 0	AWAY	0- 0	0- 0	5- 4				
0- 0	0- 0	0- 0	NEUTRAL	0- 0	0- 0	0- 0				

RPI S	Opponent	Score	RPI S	Opponent	Score	RPI S	Opponent	Score	RPI S	Opponent	Score	Team's RPI: 236
						57 H	Princeton	64 83	126 A	Seton Hall	77 100	
									132 A	Morehead St.	101 94	
									137 A	Stony Brook	67 74	
									176 A	Robert Morris	57 74	
									176 H	Robert Morris	56 75	
									182 A	Sacred Heart	56 53	
									182 H	Sacred Heart	66 68	
									209 A	Saint Francis (PA)	84 86	
									209 H	Saint Francis (PA)	78 65	
									242 H	Albany (NY)	60 67	
									244 A	Mt. St. Mary's	75 78	
									244 H	Mt. St. Mary's	69 65	
									267 H	Manhattan	73 65	
									274 A	Loyola Maryland	75 70	
									278 A	Army West Point	57 69	
									294 A	Bryant	60 55	
									294 H	Bryant	101 77	
									311 N	Valparaiso	76 78	
									315 A	Wagner	85 87	
									315 H	Wagner	76 61	
									325 A	Central Conn. St.	83 69	
									325 H	Central Conn. St.	70 58	
									344 A	Fairleigh Dickinson	64 53	
									344 H	Fairleigh Dickinson	73 61	
									347 H	Saint Peter's	74 70	
									349 N	Chicago St.	110 73	
LAST 12 Division I GAMES:												
325 A	Central Conn. St.	83 69	350 H	LIU Brooklyn	87 64							
244 H	Mt. St. Mary's	69 65	315 A	Wagner	85 87							
294 H	Bryant	101 77	344 H	Fairleigh Dickinson	73 61							
209 A	Saint Francis (PA)	84 86	182 A	Sacred Heart	56 53							
176 A	Robert Morris	57 74	244 A	Mt. St. Mary's	75 78							
325 H	Central Conn. St.	70 58	344 A	Fairleigh Dickinson	64 53							

Non-Div I Games: Mercy 102 51

St. Francis Brooklyn

Loss, Non-Conf, S Site, H Home A Away N Neutral

S
t
.
F
r
a
n
c
i
s
B
r
o
o
k
l
y
n

RPI S Opponent St. Francis Brooklyn Score

Through Games Of March 8, 2019

RPI	S	Opponent	Score
350	A	LIU Brooklyn	79 67
350	H	LIU Brooklyn	87 64

St. Francis Brooklyn

S
t
.
F
r
a
n
c
i
s
B
r
o
o
k
l
y
n

St. John's (NY)

Through Games Of March 8, 2019

Average RPI Win:	173	WON-LOST	WINNING	LAST 10	STRENGTH OF	OPP. STRENGTH	TEAM	ADJ.	CONF.	ADJ CONF.
Average RPI Loss:	64	RECORD	PCT. RANK	GAMES	SCHEDULE	OF SCHEDULE	RPI	RPI	RPI	RPI
DIV. I ONLY	14- 15	182	0- 1	76	43	118	118	6	6	
DIV. I NON-CONF.	7- 4	108	0- 0	215	54	110	110	4	4	
TOTALS	RPI 1-25	RPI 26-50	W-L RECORDS	RPI 51-100	RPI 101-150	RPI 150+				
14- 15	1- 5	1- 2	OVERALL	3- 4	2- 4	7- 0				
5- 7	1- 2	0- 1	HOME	1- 2	1- 2	2- 0				
7- 7	0- 2	1- 1	AWAY	1- 2	1- 2	4- 0				
2- 1	0- 1	0- 0	NEUTRAL	1- 0	0- 0	1- 0				
7- 4	0- 2	0- 1	NON-CONFERENCE	1- 0	1- 1	5- 0				
2- 1	0- 1	0- 0	HOME	0- 0	1- 0	1- 0				
3- 2	0- 0	0- 1	AWAY	0- 0	0- 1	3- 0				
2- 1	0- 1	0- 0	NEUTRAL	1- 0	0- 0	1- 0				
7- 11	1- 3	1- 1	CONFERENCE	2- 4	1- 3	2- 0				
3- 6	1- 1	0- 1	HOME	1- 2	0- 2	1- 0				
4- 5	0- 2	1- 0	AWAY	1- 2	1- 1	1- 0				
0- 0	0- 0	0- 0	NEUTRAL	0- 0	0- 0	0- 0				

RPI 1-25				RPI 26-50				RPI 51-100				RPI 101+ Team's RPI: 118			
RPI	S	Opponent	Score	RPI	S	Opponent	Score	RPI	S	Opponent	Score	RPI	S	Opponent	Score
6	N	UConn	55 65	26	A	James Madison	51 64	60	A	Butler	45 66	119	A	Providence	60 57
12	A	Marquette	73 83	45	A	Villanova	66 62	60	H	Butler	68 73	119	H	Providence	66 67
12	H	Marquette	81 74	45	H	Villanova	57 73	71	A	Georgetown	80 82	126	A	Seton Hall	67 77
20	H	Florida St.	53 57					71	H	Georgetown	59 51	126	H	Seton Hall	72 76
22	A	DePaul	64 73					88	N	Purdue	68 62	128	H	Yale	56 52
22	H	DePaul	62 70					99	A	Creighton	51 45	146	A	Wake Forest	59 64
								99	H	Creighton	63 65	202	A	Xavier	76 57
												202	H	Xavier	70 41
												235	N	Ole Miss	64 59
												278	A	Army West Point	60 49
												286	A	La Salle	83 57
												313	A	Iona	61 35
												337	H	Delaware St.	82 44
LAST 12 Division I GAMES:															
126	H	Seton Hall	72 76	99	A	Creighton	51 45								
71	A	Georgetown	80 82	202	H	Xavier	70 41								
45	A	Villanova	66 62	60	H	Butler	68 73								
22	H	DePaul	62 70	45	H	Villanova	57 73								
12	H	Marquette	81 74	71	H	Georgetown	59 51								
119	A	Providence	60 57	12	A	Marquette	73 83								

Non-Div I Games:

St. John's (NY)

■ Loss,
 ■ Non-Conf,
 ■ S Site,
 ■ H Home
 ■ A Away
 N Neutral

Stanford

Through Games Of March 8, 2019

Average RPI Win:	86	WON-LOST	WINNING	LAST 10	STRENGTH OF	OPP. STRENGTH	TEAM	ADJ.	CONF.	ADJ CONF.
Average RPI Loss:	37	RECORD	PCT. RANK	GAMES	SCHEDULE	OF SCHEDULE	RPI	RPI	RPI	RPI
DIV. I ONLY	26- 4	10	1- 0	5	10	4	4	2	2	
DIV. I NON-CONF.	10- 1	17	0- 0	5	36	2	2	2	2	
TOTALS	RPI 1-25	RPI 26-50	W-L RECORDS	RPI 51-100	RPI 101-150	RPI 150+				
26- 4	4- 2	5- 1	OVERALL	9- 1	3- 0	5- 0				
13- 1	3- 1	2- 0	HOME	4- 0	2- 0	2- 0				
10- 3	1- 1	2- 1	AWAY	3- 1	1- 0	3- 0				
3- 0	0- 0	1- 0	NEUTRAL	2- 0	0- 0	0- 0				
10- 1	1- 1	1- 0	NON-CONFERENCE	5- 0	1- 0	2- 0				
5- 0	1- 0	0- 0	HOME	2- 0	1- 0	1- 0				
3- 1	0- 1	1- 0	AWAY	1- 0	0- 0	1- 0				
2- 0	0- 0	0- 0	NEUTRAL	2- 0	0- 0	0- 0				
16- 3	3- 1	4- 1	CONFERENCE	4- 1	2- 0	3- 0				
8- 1	2- 1	2- 0	HOME	2- 0	1- 0	1- 0				
7- 2	1- 0	1- 1	AWAY	2- 1	1- 0	2- 0				
1- 0	0- 0	1- 0	NEUTRAL	0- 0	0- 0	0- 0				

RPI	S	Opponent	Score	RPI	S	Opponent	Score	RPI	S	Opponent	Score	RPI	S	Opponent	Score
2	H	Baylor	68 63	32	A	UCLA	65 51	52	A	Southern California	69 67	134	H	CSUN	69 43
5	H	Oregon	48 88	32	H	UCLA	86 80	52	H	Southern California	72 64	138	A	Washington	72 53
13	A	Gonzaga	73 79	36	A	Buffalo	62 55	58	A	Tennessee	95 85	138	H	Washington	91 54
23	A	Arizona St.	72 65	39	A	California	80 81	63	N	FGCU	88 65	157	A	Washington St.	67 42
23	H	Arizona St.	71 50	39	H	California	75 50	75	N	American	71 49	157	H	Washington St.	85 64
25	H	Oregon St.	61 44	39	N	California	72 54	77	H	Idaho	115 71	172	A	Colorado	80 69
								85	H	UC Davis	71 43	215	A	Hawaii	81 59
								87	A	Arizona	78 48	250	H	San Francisco	96 62
								87	H	Arizona	56 54				
								92	A	Utah	68 75				
LAST 12 Division I GAMES:															
				39	N	California	72 54	32	A	UCLA	65 51				
				138	A	Washington	72 53	5	H	Oregon	48 88				
				157	A	Washington St.	67 42	25	H	Oregon St.	61 44				
				23	H	Arizona St.	71 50	39	H	California	75 50				
				87	H	Arizona	56 54	39	A	California	80 81				
				52	A	Southern California	69 67	92	A	Utah	68 75				

Non-Div I Games:

Stanford

■ Loss,
■ Non-Conf, S Site,
■ Home
■ Away
N Neutral

Average RPI Win: 275	WON-LOST	WINNING	LAST 10	STRENGTH OF	OPP. STRENGTH	TEAM	ADJ.	CONF.	ADJ CONF.
Average RPI Loss: 133	RECORD	PCT. RANK	GAMES	SCHEDULE	OF SCHEDULE	RPI	RPI	RPI	RPI
DIV. I ONLY	14- 15	182	0- 1	223	240	208	208	24	24
DIV. I NON-CONF.	3- 9	271	0- 0	141	130	280	280	26	26
TOTALS	RPI 1-25	RPI 26-50	W-L RECORDS	RPI 51-100	RPI 101-150	RPI 150+			
14- 15	0- 1	0- 1	OVERALL	0- 5	0- 1	14- 7			
9- 5	0- 1	0- 0	HOME	0- 2	0- 0	9- 2			
5- 7	0- 0	0- 1	AWAY	0- 2	0- 0	5- 4			
0- 3	0- 0	0- 0	NEUTRAL	0- 1	0- 1	0- 1			
3- 9	0- 1	0- 1	NON-CONFERENCE	0- 3	0- 1	3- 3			
3- 2	0- 1	0- 0	HOME	0- 1	0- 0	3- 0			
0- 4	0- 0	0- 1	AWAY	0- 1	0- 0	0- 2			
0- 3	0- 0	0- 0	NEUTRAL	0- 1	0- 1	0- 1			
11- 6	0- 0	0- 0	CONFERENCE	0- 2	0- 0	11- 4			
6- 3	0- 0	0- 0	HOME	0- 1	0- 0	6- 2			
5- 3	0- 0	0- 0	AWAY	0- 1	0- 0	5- 2			
0- 0	0- 0	0- 0	NEUTRAL	0- 0	0- 0	0- 0			

RPI 1-25				RPI 26-50				RPI 51-100				RPI 101+ Team's RPI: 208			
RPI	S	Opponent	Score	RPI	S	Opponent	Score	RPI	S	Opponent	Score	RPI	S	Opponent	Score
15	H	UCF	55 78	29	A	Texas	46 65	56	H	Penn	53 75	122	N	Marist	69 76
								58	A	Tennessee	55 65	158	A	Alabama	47 59
								63	A	FGCU	42 61	161	A	Tulsa	54 55
								63	H	FGCU	40 73	187	A	Liberty	68 56
								74	N	Wright St.	44 57	187	H	Liberty	69 52
												197	A	North Ala.	55 71
												197	H	North Ala.	69 59
												231	A	North Florida	57 71
												231	H	North Florida	62 75
												233	A	Jacksonville	69 56
												233	H	Jacksonville	54 46
												241	H	North Dakota	74 63
												245	N	Hofstra	50 53
												298	A	Kennesaw St.	58 45
												298	H	Kennesaw St.	59 67
												298	H	Kennesaw St.	76 69
												322	A	NJIT	56 47
												322	H	NJIT	74 48
												326	H	North Dakota St.	60 59
												329	A	Lipscomb	80 65
												329	H	Lipscomb	76 49
												346	H	Florida A&M	69 44
LAST 12 Division I GAMES:															
298	H	Kennesaw St.	59 67	63	H	FGCU	40 73	233	H	Jacksonville	54 46				
63	A	FGCU	42 61	187	A	Liberty	68 56	298	H	Kennesaw St.	76 69				
298	A	Kennesaw St.	58 45	233	A	Jacksonville	69 56	329	H	Lipscomb	76 49				
231	H	North Florida	62 75												
197	H	North Ala.	69 59												
322	A	NJIT	56 47												

Non-Div I Games: Central St. (OH) 81 51 Webber Int'l 80 52

Stetson

■ Loss,
 ■ Non-Conf,
 ■ S Site,
 ■ Home
 ■ Away
 N Neutral

Stony Brook

Through Games Of March 8, 2019

Average RPI Win:	273	WON-LOST	WINNING	LAST 10	STRENGTH OF	OPP. STRENGTH	TEAM	ADJ.	CONF.	ADJ CONF.
Average RPI Loss:	97	RECORD	PCT. RANK	GAMES	SCHEDULE	OF SCHEDULE	RPI	RPI	RPI	RPI
DIV. I ONLY	22- 7	45	1- 0	313	258	137	137	23	23	
DIV. I NON-CONF.	10- 2	37	0- 0	283	271	84	84	24	24	
TOTALS	RPI 1-25	RPI 26-50	W-L RECORDS	RPI 51-100	RPI 101-150	RPI 150+				
22- 7	0- 1	0- 0	OVERALL	0- 3	1- 2	21- 1				
12- 3	0- 0	0- 0	HOME	0- 1	0- 1	12- 1				
10- 4	0- 1	0- 0	AWAY	0- 2	1- 1	9- 0				
0- 0	0- 0	0- 0	NEUTRAL	0- 0	0- 0	0- 0				
10- 2	0- 1	0- 0	NON-CONFERENCE	0- 1	1- 0	9- 0				
6- 0	0- 0	0- 0	HOME	0- 0	0- 0	6- 0				
4- 2	0- 1	0- 0	AWAY	0- 1	1- 0	3- 0				
0- 0	0- 0	0- 0	NEUTRAL	0- 0	0- 0	0- 0				
12- 5	0- 0	0- 0	CONFERENCE	0- 2	0- 2	12- 1				
6- 3	0- 0	0- 0	HOME	0- 1	0- 1	6- 1				
6- 2	0- 0	0- 0	AWAY	0- 1	0- 1	6- 0				
0- 0	0- 0	0- 0	NEUTRAL	0- 0	0- 0	0- 0				

RPI 1-25				RPI 26-50				RPI 51-100				RPI 101+ Team's RPI: 137			
RPI	S	Opponent	Score	RPI	S	Opponent	Score	RPI	S	Opponent	Score	RPI	S	Opponent	Score
24	A	Rutgers	47 61					59	A	Maine	61 71	109	A	Hartford	62 73
								59	H	Maine	54 68	109	H	Hartford	36 64
								75	A	Toledo	48 80	145	A	Penn St.	81 70
												182	A	Sacred Heart	73 58
												206	H	Cornell	63 61
												236	H	St. Francis Brooklyn	74 67
												242	A	Albany (NY)	68 52
												242	H	Albany (NY)	49 54
												245	H	Hofstra	77 49
												254	A	Binghamton	65 56
												254	H	Binghamton	68 53
												267	A	Manhattan	79 48
												275	A	Vermont	67 61
												275	H	Vermont	69 58
												275	H	Vermont	58 48
												285	H	Ga. Southern	72 43
												306	A	UMBC	70 59
												306	H	UMBC	57 44
												312	A	New Hampshire	82 63
												312	H	New Hampshire	67 37
												313	A	Iona	53 51
												315	H	Wagner	70 45
												323	A	UMass Lowell	64 47
												323	H	UMass Lowell	76 56
												344	H	Fairleigh Dickinson	63 49
LAST 12 Division I GAMES:															
275	H	Vermont	69 58	323	A	UMass Lowell	64 47								
275	H	Vermont	58 48	254	H	Binghamton	68 53								
306	A	UMBC	70 59	109	A	Hartford	62 73								
59	A	Maine	61 71	306	H	UMBC	57 44								
242	A	Albany (NY)	68 52	275	A	Vermont	67 61								
312	H	New Hampshire	67 37	242	H	Albany (NY)	49 54								

Non-Div I Games: SUNY New Paltz 87 50

Stony Brook

Loss, Non-Conf, S Site, H Home A Away N Neutral

Syracuse

Through Games Of March 8, 2019

Average RPI Win:	94	WON-LOST	WINNING	LAST 10	STRENGTH OF	OPP. STRENGTH	TEAM	ADJ.	CONF.	ADJ CONF.
Average RPI Loss:	29	RECORD	PCT. RANK	GAMES	SCHEDULE	OF SCHEDULE	RPI	RPI	RPI	RPI
DIV. I ONLY	24- 7	37	1- 0	4	7	10	10	1	1	
DIV. I NON-CONF.	11- 2	32	0- 0	9	63	5	5	1	1	
TOTALS	RPI 1-25	RPI 26-50	W-L RECORDS	RPI 51-100	RPI 101-150	RPI 150+				
24- 7	5- 5	4- 0	OVERALL	5- 1	7- 1	3- 0				
11- 3	1- 3	2- 0	HOME	1- 0	4- 0	3- 0				
6- 4	1- 2	1- 0	AWAY	2- 1	2- 1	0- 0				
7- 0	3- 0	1- 0	NEUTRAL	2- 0	1- 0	0- 0				
11- 2	3- 1	2- 0	NON-CONFERENCE	1- 0	2- 1	3- 0				
6- 0	1- 0	1- 0	HOME	0- 0	1- 0	3- 0				
0- 2	0- 1	0- 0	AWAY	0- 0	0- 1	0- 0				
5- 0	2- 0	1- 0	NEUTRAL	1- 0	1- 0	0- 0				
13- 5	2- 4	2- 0	CONFERENCE	4- 1	5- 0	0- 0				
5- 3	0- 3	1- 0	HOME	1- 0	3- 0	0- 0				
6- 2	1- 1	1- 0	AWAY	2- 1	2- 0	0- 0				
2- 0	1- 0	0- 0	NEUTRAL	1- 0	0- 0	0- 0				

RPI	S	Opponent	Score	RPI	S	Opponent	Score	RPI	S	Opponent	Score	RPI	S	Opponent	Score
1	H	Notre Dame	68 98	33	N	Kansas St.	70 61	57	N	Princeton	92 61	106	A	Minnesota	68 72
3	A	Louisville	51 76	38	H	North Carolina	90 77	62	A	Georgia Tech	55 65	120	H	Towson	98 55
5	A	Oregon	73 75	41	H	Bucknell	70 56	65	A	Virginia Tech	75 73	124	A	Pittsburgh	82 50
7	H	NC State	73 77	50	A	Clemson	84 75	80	A	Duke	64 55	124	H	Pittsburgh	90 63
15	N	UCF	57 52					94	H	Virginia	72 68	129	A	Boston College	76 59
16	H	Texas A&M	75 65					94	N	Virginia	67 57	129	H	Boston College	96 69
18	H	Miami (FL)	71 84									133	N	Duquesne	87 71
18	N	Miami (FL)	92 85									146	H	Wake Forest	77 57
20	A	Florida St.	94 88									207	H	UMES	96 51
22	N	DePaul	83 81									241	H	North Dakota	85 49
												268	H	Niagara	94 45
LAST 12 Division I GAMES:															
		94	N	Virginia	67	57			146	H	Wake Forest	77	57		
		18	N	Miami (FL)	92	85			7	H	NC State	73	77		
		129	A	Boston College	76	59			129	H	Boston College	96	69		
		20	A	Florida St.	94	88			3	A	Louisville	51	76		
		1	H	Notre Dame	68	98			94	H	Virginia	72	68		
		124	H	Pittsburgh	90	63			80	A	Duke	64	55		

Non-Div I Games:

Syracuse

■ Loss,
■ Non-Conf,
■ S Site,
■ H Home
■ A Away
N Neutral

Average RPI Win:	171	WON-LOST	WINNING	LAST 10	STRENGTH OF	OPP. STRENGTH	TEAM	ADJ.	CONF.	ADJ CONF.
Average RPI Loss:	39	RECORD	PCT. RANK	GAMES	SCHEDULE	OF SCHEDULE	RPI	RPI	RPI	RPI
DIV. I ONLY	20- 9	71	0- 1	70	54	51	51	3	3	
DIV. I NON-CONF.	10- 1	17	0- 0	265	269	78	78	3	3	
TOTALS	RPI 1-25	RPI 26-50	W-L RECORDS	RPI 51-100	RPI 101-150	RPI 150+				
20- 9	1- 3	1- 4	OVERALL	1- 1	7- 1	10- 0				
14- 3	1- 1	0- 2	HOME	1- 0	5- 0	7- 0				
6- 5	0- 2	1- 1	AWAY	0- 1	2- 1	3- 0				
0- 1	0- 0	0- 1	NEUTRAL	0- 0	0- 0	0- 0				
10- 1	0- 0	0- 1	NON-CONFERENCE	0- 0	2- 0	8- 0				
8- 0	0- 0	0- 0	HOME	0- 0	2- 0	6- 0				
2- 0	0- 0	0- 0	AWAY	0- 0	0- 0	2- 0				
0- 1	0- 0	0- 1	NEUTRAL	0- 0	0- 0	0- 0				
10- 8	1- 3	1- 3	CONFERENCE	1- 1	5- 1	2- 0				
6- 3	1- 1	0- 2	HOME	1- 0	3- 0	1- 0				
4- 5	0- 2	1- 1	AWAY	0- 1	2- 1	1- 0				
0- 0	0- 0	0- 0	NEUTRAL	0- 0	0- 0	0- 0				

RPI	S	Opponent	Score	RPI	S	Opponent	Score	RPI	S	Opponent	Score	RPI	S	Opponent	Score
2	A	Baylor	71 89	29	A	Texas	67 73	69	A	West Virginia	65 79	133	H	Duquesne	61 48
2	H	Baylor	55 79	29	H	Texas	48 62	69	H	West Virginia	62 48	139	A	Oklahoma St.	71 75
11	A	Iowa St.	54 92	33	A	Kansas St.	61 47					139	H	Oklahoma St.	69 55
11	H	Iowa St.	76 69	33	H	Kansas St.	72 75					143	H	Montana St.	71 49
				35	N	BYU	58 61					144	A	Texas Tech	70 63
Team's RPI: 51															
LAST 12 Division I GAMES:															
29	H	Texas	48 62	2	A	Baylor	71 89					174	H	Sam Houston St.	72 59
152	A	Oklahoma	76 63	144	A	Texas Tech	70 63					177	H	Southern U.	69 40
147	A	Kansas	76 66	139	H	Oklahoma St.	69 55					227	H	SMU	65 63
33	H	Kansas St.	72 75	33	A	Kansas St.	61 47					229	A	San Diego St.	81 64
69	A	West Virginia	65 79	147	H	Kansas	58 53					235	A	Ole Miss	55 50
11	H	Iowa St.	76 69	152	H	Oklahoma	86 71					278	H	Army West Point	63 38
												327	H	Mississippi Val.	96 47
												351	H	Alcorn	88 31

Non-Div I Games:

TCU

■ Loss,
 ■ Non-Conf, S Site,
 ■ Home
 ■ Away
 N Neutral

Average RPI Win:	221	WON-LOST	WINNING	LAST 10	STRENGTH OF	OPP. STRENGTH	TEAM	ADJ.	CONF.	ADJ CONF.
Average RPI Loss:	97	RECORD	PCT. RANK	GAMES	SCHEDULE	OF SCHEDULE	RPI	RPI	RPI	RPI
DIV. I ONLY	11- 19	248	0- 1	79	84	166	166	9	9	
DIV. I NON-CONF.	4- 9	252	0- 0	126	72	196	196	8	8	
TOTALS	RPI 1-25	RPI 26-50	W-L RECORDS	RPI 51-100	RPI 101-150	RPI 150+				
11- 19	0- 6	0- 1	OVERALL	2- 4	0- 3	9- 5				
7- 4	0- 1	0- 0	HOME	2- 0	0- 1	5- 2				
4- 13	0- 5	0- 1	AWAY	0- 3	0- 2	4- 2				
0- 2	0- 0	0- 0	NEUTRAL	0- 1	0- 0	0- 1				
4- 9	0- 3	0- 1	NON-CONFERENCE	0- 2	0- 2	4- 1				
3- 0	0- 0	0- 0	HOME	0- 0	0- 0	3- 0				
1- 8	0- 3	0- 1	AWAY	0- 1	0- 2	1- 1				
0- 1	0- 0	0- 0	NEUTRAL	0- 1	0- 0	0- 0				
7- 10	0- 3	0- 0	CONFERENCE	2- 2	0- 1	5- 4				
4- 4	0- 1	0- 0	HOME	2- 0	0- 1	2- 2				
3- 5	0- 2	0- 0	AWAY	0- 2	0- 0	3- 1				
0- 1	0- 0	0- 0	NEUTRAL	0- 0	0- 0	0- 1				

RPI	S	Opponent	Score	RPI	S	Opponent	Score	RPI	S	Opponent	Score	RPI	S	Opponent	Score	Team's RPI: 166
6	A	UConn	74 109	45	A	Villanova	68 76	56	A	Penn	62 71	121	H	South Fla.	53 63	
6	H	UConn	67 88					73	A	Cincinnati	52 72	122	A	Marist	68 74	
15	A	UCF	54 62					73	H	Cincinnati	78 70	133	A	Duquesne	53 54	
18	A	Miami (FL)	61 73					86	N	Radford	50 56	161	A	Tulsa	75 61	
19	A	South Carolina	60 88					100	A	Houston	65 78	161	H	Tulsa	61 64	
22	A	DePaul	88 102					100	H	Houston	76 65	168	H	Tulane	57 66	
												194	H	East Carolina	84 62	
												224	A	Memphis	84 53	
												224	N	Memphis	58 59	
												227	A	SMU	52 53	
												232	A	Saint Joseph's	58 52	
												235	A	Ole Miss	55 62	
												256	A	Wichita St.	65 40	
												256	H	Wichita St.	68 52	
												286	H	La Salle	75 47	
												313	H	Iona	59 39	
												337	H	Delaware St.	75 61	
LAST 12 Division I GAMES:																
224	N	Memphis	58 59	73	H	Cincinnati	78 70									
224	A	Memphis	84 53	6	A	UConn	74 109									
256	H	Wichita St.	68 52	100	H	Houston	76 65									
161	H	Tulsa	61 64	256	A	Wichita St.	65 40									
15	A	UCF	54 62	161	A	Tulsa	75 61									
227	A	SMU	52 53	194	H	East Carolina	84 62									

Non-Div I Games:

Temple

Tennessee

Through Games Of March 8, 2019

Average RPI Win:	152	WON-LOST	WINNING	LAST 10	STRENGTH OF	OPP. STRENGTH	TEAM	ADJ.	CONF.	ADJ CONF.
Average RPI Loss:	55	RECORD	PCT. RANK	GAMES	SCHEDULE	OF SCHEDULE	RPI	RPI	RPI	RPI
DIV. I ONLY	19- 12	113	1- 0	30	48	58	58	5	5	
DIV. I NON-CONF.	11- 2	32	0- 0	62	86	32	32	5	5	
TOTALS	RPI 1-25	RPI 26-50	W-L RECORDS	RPI 51-100	RPI 101-150	RPI 150+				
19- 12	0- 7	5- 1	OVERALL	3- 1	2- 1	9- 2				
10- 7	0- 4	1- 1	HOME	2- 1	0- 0	7- 1				
6- 4	0- 2	3- 0	AWAY	0- 0	1- 1	2- 1				
3- 1	0- 1	1- 0	NEUTRAL	1- 0	1- 0	0- 0				
11- 2	0- 2	2- 0	NON-CONFERENCE	1- 0	2- 0	6- 0				
7- 2	0- 2	0- 0	HOME	1- 0	0- 0	6- 0				
2- 0	0- 0	1- 0	AWAY	0- 0	1- 0	0- 0				
2- 0	0- 0	1- 0	NEUTRAL	0- 0	1- 0	0- 0				
8- 10	0- 5	3- 1	CONFERENCE	2- 1	0- 1	3- 2				
3- 5	0- 2	1- 1	HOME	1- 1	0- 0	1- 1				
4- 4	0- 2	2- 0	AWAY	0- 0	0- 1	2- 1				
1- 1	0- 1	0- 0	NEUTRAL	1- 0	0- 0	0- 0				

RPI	S	Opponent	Score	RPI	S	Opponent	Score	RPI	S	Opponent	Score	RPI	S	Opponent	Score
1	H	Notre Dame	62 77	27	A	Missouri	62 60	54	H	Belmont	84 76	102	N	UAB	73 69
4	H	Stanford	85 95	27	H	Missouri	64 66	81	H	Arkansas	79 80	112	A	Georgia	62 66
8	A	Mississippi St.	63 91	29	A	Texas	88 82	82	H	LSU	74 65	139	A	Oklahoma St.	76 63
8	N	Mississippi St.	68 83	48	A	Auburn	78 69	82	N	LSU	69 66	158	A	Alabama	65 86
16	A	Texas A&M	62 79	48	H	Auburn	73 62					183	H	UNC Asheville	73 46
19	H	South Carolina	67 82	50	N	Clemson	78 66					204	A	Vanderbilt	82 65
21	H	Kentucky	71 73									204	H	Vanderbilt	69 76
												208	H	Stetson	65 55
												214	H	Florida	67 50
												235	A	Ole Miss	81 56
												243	H	ETSU	80 61
												261	H	Murray St.	98 77
												331	H	Presbyterian	97 49
												346	H	Florida A&M	96 31
LAST 12 Division I GAMES:															
		82	N	LSU	69	66	16	A	Texas A&M	62	79				
		8	N	Mississippi St.	68	83	27	A	Missouri	62	60				
		102	N	UAB	73	69	48	H	Auburn	73	62				
		235	A	Ole Miss	81	56	8	A	Mississippi St.	63	91				
		204	H	Vanderbilt	69	76	204	A	Vanderbilt	82	65				
		19	H	South Carolina	67	82	214	H	Florida	67	50				

Non-Div I Games:

Tennessee

■ Loss,
■ Non-Conf,
■ S Site,
■ H Home
■ A Away
N Neutral

Tennessee St.

Through Games Of March 8, 2019

Average RPI Win:	292	WON-LOST	WINNING	LAST 10	STRENGTH OF	OPP. STRENGTH	TEAM	ADJ.	CONF.	ADJ CONF.
Average RPI Loss:	156	RECORD	PCT. RANK	GAMES	SCHEDULE	OF SCHEDULE	RPI	RPI	RPI	RPI
DIV. I ONLY	5- 25	332	0- 1	179	195	304	304	22	22	
DIV. I NON-CONF.	0- 12	336	0- 0	179	67	332	332	23	23	
TOTALS	RPI 1-25	RPI 26-50	W-L RECORDS	RPI 51-100	RPI 101-150	RPI 150+				
5- 25	0- 2	0- 0	OVERALL	0- 4	0- 8	5- 11				
3- 7	0- 0	0- 0	HOME	0- 1	0- 4	3- 2				
2- 15	0- 2	0- 0	AWAY	0- 2	0- 3	2- 8				
0- 3	0- 0	0- 0	NEUTRAL	0- 1	0- 1	0- 1				
0- 12	0- 2	0- 0	NON-CONFERENCE	0- 2	0- 2	0- 6				
0- 1	0- 0	0- 0	HOME	0- 0	0- 1	0- 0				
0- 8	0- 2	0- 0	AWAY	0- 1	0- 0	0- 5				
0- 3	0- 0	0- 0	NEUTRAL	0- 1	0- 1	0- 1				
5- 13	0- 0	0- 0	CONFERENCE	0- 2	0- 6	5- 5				
3- 6	0- 0	0- 0	HOME	0- 1	0- 3	3- 2				
2- 7	0- 0	0- 0	AWAY	0- 1	0- 3	2- 3				
0- 0	0- 0	0- 0	NEUTRAL	0- 0	0- 0	0- 0				

RPI 1-25				RPI 26-50				RPI 51-100				RPI 101+ Team's RPI: 304			
RPI	S	Opponent	Score	RPI	S	Opponent	Score	RPI	S	Opponent	Score	RPI	S	Opponent	Score
3	A	Louisville	52 107					54	A	Belmont	46 80	103	H	South Alabama	56 78
22	A	DePaul	73 95					54	H	Belmont	65 89	111	A	UT Martin	60 83
								81	N	Arkansas	55 79	111	H	UT Martin	61 73
								89	A	Troy	67 92	124	N	Pittsburgh	56 78
												132	A	Morehead St.	55 71
												132	H	Morehead St.	62 85
												148	A	Tennessee Tech	65 76
												148	H	Tennessee Tech	59 69
												180	N	Wisconsin	53 58
												200	A	Ball St.	51 90
												201	A	Marshall	59 80
												204	A	Vanderbilt	63 89
												213	A	Jacksonville St.	73 76
												213	H	Jacksonville St.	52 62
												238	H	SIUE	55 66
												239	A	Southeast Mo. St.	57 81
												239	H	Southeast Mo. St.	62 59
												261	A	Murray St.	65 61
												262	A	Austin Peay	47 74
												296	H	Eastern Ill.	70 66
												302	A	Alabama A&M	57 67
												329	A	Lipscomb	62 64
												332	A	Eastern Ky.	57 31
												332	H	Eastern Ky.	60 38
LAST 12 Division I GAMES:															
111	A	UT Martin	60 83	332	A	Eastern Ky.	57 31								
239	A	Southeast Mo. St.	57 81	132	A	Morehead St.	55 71								
296	H	Eastern Ill.	70 66	239	H	Southeast Mo. St.	62 59								
238	H	SIUE	55 66	111	H	UT Martin	61 73								
213	A	Jacksonville St.	73 76	261	A	Murray St.	65 61								
54	H	Belmont	65 89	262	A	Austin Peay	47 74								

Non-Div I Games:

Tennessee St.

■ Loss,
 ■ Non-Conf,
 ■ S Site,
 ■ Home
 ■ A Away
 N Neutral

Tennessee Tech

Through Games Of March 8, 2019

Average RPI Win:	247	WON-LOST	WINNING	LAST 10	STRENGTH OF	OPP. STRENGTH	TEAM	ADJ.	CONF.	ADJ CONF.
Average RPI Loss:	149	RECORD	PCT. RANK	GAMES	SCHEDULE	OF SCHEDULE	RPI	RPI	RPI	RPI
DIV. I ONLY	19- 10	90	1- 1	279	245	148	148	22	22	
DIV. I NON-CONF.	6- 3	91	0- 0	290	209	140	140	23	23	
TOTALS	RPI 1-25	RPI 26-50	W-L RECORDS	RPI 51-100	RPI 101-150	RPI 150+				
19- 10	0- 0	0- 0	OVERALL	2- 4	1- 2	16- 4				
9- 3	0- 0	0- 0	HOME	1- 1	0- 1	8- 1				
9- 5	0- 0	0- 0	AWAY	1- 1	1- 1	7- 3				
1- 2	0- 0	0- 0	NEUTRAL	0- 2	0- 0	1- 0				
6- 3	0- 0	0- 0	NON-CONFERENCE	1- 2	0- 0	5- 1				
3- 0	0- 0	0- 0	HOME	1- 0	0- 0	2- 0				
3- 2	0- 0	0- 0	AWAY	0- 1	0- 0	3- 1				
0- 1	0- 0	0- 0	NEUTRAL	0- 1	0- 0	0- 0				
13- 7	0- 0	0- 0	CONFERENCE	1- 2	1- 2	11- 3				
6- 3	0- 0	0- 0	HOME	0- 1	0- 1	6- 1				
6- 3	0- 0	0- 0	AWAY	1- 0	1- 1	4- 2				
1- 1	0- 0	0- 0	NEUTRAL	0- 1	0- 0	1- 0				

RPI 1-25			RPI 26-50			RPI 51-100			RPI 101+			Team's RPI: 148
RPI	S	Opponent	Score	RPI	S	Opponent	Score	RPI	S	Opponent	Score	
						54 A Belmont	77 72	111 A UT Martin			80 76	
						54 H Belmont	67 99	132 A Morehead St.			56 77	
						54 N Belmont	48 62	132 H Morehead St.			70 73	
						66 H Middle Tenn.	68 64	183 H UNC Asheville			60 53	
						81 A Arkansas	42 65	202 A Xavier			60 70	
						96 N Old Dominion	73 80	213 A Jacksonville St.			66 49	
								213 H Jacksonville St.			62 59	
								238 A SIUE			61 63	
								238 H SIUE			79 55	
								239 A Southeast Mo. St.			53 62	
								256 A Wichita St.			55 45	
								261 H Murray St.			74 65	
								262 H Austin Peay			65 72	
								262 N Austin Peay			68 57	
								292 A Charleston So.			77 55	
								296 A Eastern Ill.			68 51	
								296 H Eastern Ill.			99 88	
								304 A Tennessee St.			69 59	
								304 H Tennessee St.			76 65	
								329 A Lipscomb			67 52	
								332 A Eastern Ky.			81 68	
								332 H Eastern Ky.			77 57	
								342 H Western Caro.			77 58	
LAST 12 Division I GAMES:												
						262 N Austin Peay	68 57	54 H Belmont			67 99	
						54 N Belmont	48 62	213 H Jacksonville St.			62 59	
						296 A Eastern Ill.	68 51	111 A UT Martin			80 76	
						238 A SIUE	61 63	239 A Southeast Mo. St.			53 62	
						132 H Morehead St.	70 73	261 H Murray St.			74 65	
						332 H Eastern Ky.	77 57	262 H Austin Peay			65 72	

Non-Div I Games: Tenn. Wesleyan 100 58 Cumberland (TN) 88 55

Tennessee Tech

Loss, Non-Conf, S Site, H Home A Away N Neutral

Average RPI Win:	147	WON-LOST	WINNING	LAST 10	STRENGTH OF	OPP. STRENGTH	TEAM	ADJ.	CONF.	ADJ CONF.
Average RPI Loss:	27	RECORD	PCT. RANK	GAMES	SCHEDULE	OF SCHEDULE	RPI	RPI	RPI	RPI
DIV. I ONLY	22- 8	53	2- 0	26	47	29	29	3	3	
DIV. I NON-CONF.	10- 2	37	2- 0	91	190	44	44	3	3	
TOTALS	RPI 1-25	RPI 26-50	W-L RECORDS	RPI 51-100	RPI 101-150	RPI 150+				
22- 8	1- 4	2- 2	OVERALL	4- 2	7- 0	8- 0				
10- 6	0- 3	0- 1	HOME	1- 2	4- 0	5- 0				
9- 2	1- 1	0- 1	AWAY	2- 0	3- 0	3- 0				
3- 0	0- 0	2- 0	NEUTRAL	1- 0	0- 0	0- 0				
10- 2	0- 1	2- 0	NON-CONFERENCE	1- 1	1- 0	6- 0				
5- 2	0- 1	0- 0	HOME	0- 1	1- 0	4- 0				
2- 0	0- 0	0- 0	AWAY	0- 0	0- 0	2- 0				
3- 0	0- 0	2- 0	NEUTRAL	1- 0	0- 0	0- 0				
12- 6	1- 3	0- 2	CONFERENCE	3- 1	6- 0	2- 0				
5- 4	0- 2	0- 1	HOME	1- 1	3- 0	1- 0				
7- 2	1- 1	0- 1	AWAY	2- 0	3- 0	1- 0				
0- 0	0- 0	0- 0	NEUTRAL	0- 0	0- 0	0- 0				

RPI 1-25				RPI 26-50				Team's RPI: 29	RPI 51-100				RPI 101+			
RPI	S	Opponent	Score	RPI	S	Opponent	Score		RPI	S	Opponent	Score	RPI	S	Opponent	Score
2	A	Baylor	35 64	33	A	Kansas St.	69 87		51	A	TCU	62 48	133	H	Duquesne	78 41
2	H	Baylor	68 74	33	H	Kansas St.	60 69		51	H	TCU	73 67	139	A	Oklahoma St.	61 55
8	H	Mississippi St.	49 67	43	N	Michigan	69 52		58	H	Tennessee	82 88	139	H	Oklahoma St.	60 51
11	A	Iowa St.	64 62	44	N	Quinnipiac	56 55		69	A	West Virginia	70 58	144	A	Texas Tech	78 71
11	H	Iowa St.	73 82						69	H	West Virginia	58 64	144	H	Texas Tech	81 57
									97	N	Fordham	72 54	147	A	Kansas	91 73
													147	H	Kansas	62 43
													152	A	Oklahoma	76 67
													152	H	Oklahoma	73 63
													192	A	North Texas	64 54
													208	H	Stetson	65 46
													226	A	UTRGV	81 66
													303	H	UTSA	98 54
													317	H	McNeese	96 40
													320	H	Northwestern St.	104 66
LAST 12 Division I GAMES:																
				97	N	Fordham	72 54		33	H	Kansas St.	60 69				
				43	N	Michigan	69 52		139	A	Oklahoma St.	61 55				
				51	A	TCU	62 48		147	A	Kansas	91 73				
				11	H	Iowa St.	73 82		2	H	Baylor	68 74				
				2	A	Baylor	35 64		152	A	Oklahoma	76 67				
				144	H	Texas Tech	81 57		69	H	West Virginia	58 64				

Non-Div I Games:

Texas

■ Loss,
■ Non-Conf,
■ S Site,
■ H Home
■ A Away
N Neutral

Average RPI Win: 127		WON-LOST	WINNING	LAST 10	STRENGTH OF		OPP. STRENGTH	TEAM	ADJ.	CONF.	ADJ CONF.
Average RPI Loss: 32		RECORD	PCT. RANK	GAMES	SCHEDULE		OF SCHEDULE	RPI	RPI	RPI	RPI
DIV. I ONLY		24- 6	24	1- 0	25		52	16	16	5	5
DIV. I NON-CONF.		11- 2	32	0- 0	34		82	18	18	5	5
TOTALS		RPI 1-25	RPI 26-50		W-L RECORDS		RPI 51-100	RPI 101-150		RPI 150+	
24- 6		3- 3	3- 2		OVERALL		6- 1	1- 0		11- 0	
13- 3		1- 2	1- 1		HOME		4- 0	0- 0		7- 0	
8- 3		1- 1	1- 1		AWAY		2- 1	1- 0		3- 0	
3- 0		1- 0	1- 0		NEUTRAL		0- 0	0- 0		1- 0	
11- 2		1- 1	1- 1		NON-CONFERENCE		3- 0	0- 0		6- 0	
7- 1		0- 0	1- 1		HOME		1- 0	0- 0		5- 0	
2- 1		0- 1	0- 0		AWAY		2- 0	0- 0		0- 0	
2- 0		1- 0	0- 0		NEUTRAL		0- 0	0- 0		1- 0	
13- 4		2- 2	2- 1		CONFERENCE		3- 1	1- 0		5- 0	
6- 2		1- 2	0- 0		HOME		3- 0	0- 0		2- 0	
6- 2		1- 0	1- 1		AWAY		0- 1	1- 0		3- 0	
1- 0		0- 0	1- 0		NEUTRAL		0- 0	0- 0		0- 0	

RPI	S	Opponent	Score
8	H	Mississippi St.	64 92
10	A	Syracuse	65 75
19	H	South Carolina	57 60
21	A	Kentucky	62 55
21	H	Kentucky	73 71
25	N	Oregon St.	76 70

RPI	S	Opponent	Score
27	A	Missouri	65 70
34	H	Rice	65 54
47	H	Lamar University	68 74
48	A	Auburn	69 67
48	N	Auburn	64 62

RPI	S	Opponent	Score
52	H	Southern California	71 51
58	H	Tennessee	79 62
67	A	Little Rock	61 40
81	H	Arkansas	66 53
82	A	LSU	52 63
82	H	LSU	59 55
100	A	Houston	68 52

RPI	S	Opponent	Score
112	A	Georgia	76 66
158	H	Alabama	70 43
163	N	UC Riverside	70 63
186	H	Prairie View	70 57
190	H	Arkansas St.	97 56
204	A	Vanderbilt	50 43
204	H	Vanderbilt	69 53
214	A	Florida	80 62
226	H	UTRGV	84 61
233	H	Jacksonville	73 53
235	A	Ole Miss	72 60
277	H	Central Ark.	84 27

LAST 12 Division I GAMES:

48	N	Auburn	64 62	82	H	LSU	59 55
81	H	Arkansas	66 53	27	A	Missouri	65 70
21	A	Kentucky	62 55	235	A	Ole Miss	72 60
214	A	Florida	80 62	204	H	Vanderbilt	69 53
58	H	Tennessee	79 62	21	H	Kentucky	73 71
8	H	Mississippi St.	64 92	48	A	Auburn	69 67

Non-Div I Games:

Texas A&M

■ Loss,
 ■ Non-Conf, S Site,
 ■ Home
 ■ Away
 N Neutral

Texas Southern

Through Games Of March 8, 2019

Average RPI Win:	290	WON-LOST	WINNING	LAST 10	STRENGTH OF	OPP. STRENGTH	TEAM	ADJ.	CONF.	ADJ CONF.
Average RPI Loss:	171	RECORD	PCT. RANK	GAMES	SCHEDULE	OF SCHEDULE	RPI	RPI	RPI	RPI
DIV. I ONLY	13- 13	170	1- 0	299	338	211	211	29	29	
DIV. I NON-CONF.	2- 7	288	0- 0	50	273	169	169	28	28	
TOTALS	RPI 1-25	RPI 26-50	W-L RECORDS	RPI 51-100	RPI 101-150	RPI 150+				
13- 13	0- 0	0- 2	OVERALL	0- 1	0- 2	13- 8				
6- 2	0- 0	0- 0	HOME	0- 0	0- 0	6- 2				
7- 9	0- 0	0- 2	AWAY	0- 1	0- 1	7- 5				
0- 2	0- 0	0- 0	NEUTRAL	0- 0	0- 1	0- 1				
2- 7	0- 0	0- 2	NON-CONFERENCE	0- 1	0- 2	2- 2				
0- 0	0- 0	0- 0	HOME	0- 0	0- 0	0- 0				
2- 5	0- 0	0- 2	AWAY	0- 1	0- 1	2- 1				
0- 2	0- 0	0- 0	NEUTRAL	0- 0	0- 1	0- 1				
11- 6	0- 0	0- 0	CONFERENCE	0- 0	0- 0	11- 6				
6- 2	0- 0	0- 0	HOME	0- 0	0- 0	6- 2				
5- 4	0- 0	0- 0	AWAY	0- 0	0- 0	5- 4				
0- 0	0- 0	0- 0	NEUTRAL	0- 0	0- 0	0- 0				

RPI S	Opponent	Score	RPI S	Opponent	Score	RPI S	Opponent	Score	RPI S	Opponent	Score	Team's RPI: 211
34	A Rice	71 76	64	A SFA	55 74	141	N Abilene Christian	39 81				
40	A Michigan St.	45 91				144	A Texas Tech	55 75				
						160	N Nicholls St.	57 58				
						168	A Tulane	56 62				
						177	A Southern U.	61 63				
						186	A Prairie View	52 44				
						186	H Prairie View	73 67				
						210	A Grambling	55 72				
						210	H Grambling	67 75				
						226	A UTRGV	69 55				
						258	A Jackson St.	64 73				
						258	H Jackson St.	76 67				
						266	A Alabama St.	51 44				
						266	H Alabama St.	51 58				
						302	A Alabama A&M	56 45				
						302	H Alabama A&M	53 45				
						327	A Mississippi Val.	68 50				
						327	H Mississippi Val.	73 45				
						345	A Savannah St.	65 41				
						348	A Ark.-Pine Bluff	59 58				
						348	H Ark.-Pine Bluff	62 49				
						351	A Alcorn	52 53				
						351	H Alcorn	66 51				
LAST 12 Division I GAMES:												
351	H Alcorn	66 51	210	A Grambling	55 72							
302	A Alabama A&M	56 45	186	H Prairie View	73 67							
266	A Alabama St.	51 44	302	H Alabama A&M	53 45							
327	H Mississippi Val.	73 45	266	H Alabama St.	51 58							
348	H Ark.-Pine Bluff	62 49	327	A Mississippi Val.	68 50							
258	A Jackson St.	64 73	348	A Ark.-Pine Bluff	59 58							

Non-Div I Games: Huston-Tillotson 72 36 Paul Quinn 83 54

Texas Southern

Loss, Non-Conf, S Site, H Home A Away N Neutral

Average RPI Win:	202	WON-LOST	WINNING	LAST 10	STRENGTH OF	OPP. STRENGTH	TEAM	ADJ.	CONF.	ADJ CONF.
Average RPI Loss:	124	RECORD	PCT. RANK	GAMES	SCHEDULE	OF SCHEDULE	RPI	RPI	RPI	RPI
DIV. I ONLY	12- 15	208	0- 1	118	133	162	162	12	12	
DIV. I NON-CONF.	3- 7	256	0- 1	103	145	190	190	14	14	
TOTALS	RPI 1-25	RPI 26-50	W-L RECORDS	RPI 51-100	RPI 101-150	RPI 150+				
12- 15	0- 0	0- 2	OVERALL	1- 4	2- 5	9- 4				
5- 6	0- 0	0- 0	HOME	1- 1	1- 3	3- 2				
7- 8	0- 0	0- 2	AWAY	0- 2	1- 2	6- 2				
0- 1	0- 0	0- 0	NEUTRAL	0- 1	0- 0	0- 0				
3- 7	0- 0	0- 2	NON-CONFERENCE	0- 1	0- 2	3- 2				
1- 2	0- 0	0- 0	HOME	0- 0	0- 1	1- 1				
2- 4	0- 0	0- 2	AWAY	0- 0	0- 1	2- 1				
0- 1	0- 0	0- 0	NEUTRAL	0- 1	0- 0	0- 0				
9- 8	0- 0	0- 0	CONFERENCE	1- 3	2- 3	6- 2				
4- 4	0- 0	0- 0	HOME	1- 1	1- 2	2- 1				
5- 4	0- 0	0- 0	AWAY	0- 2	1- 1	4- 1				
0- 0	0- 0	0- 0	NEUTRAL	0- 0	0- 0	0- 0				

RPI S	Opponent	Score	RPI S	Opponent	Score	RPI S	Opponent	Score	RPI S	Opponent	Score	Team's RPI: 162
27	A Missouri	50 69	42	A New Mexico	51 82	55	N Saint Mary's (CA)	62 89	103	H South Alabama	77 45	
						67	A Little Rock	47 62	135	A Georgia St.	69 60	
						67	H Little Rock	50 48	135	H Georgia St.	34 57	
						79	A UT Arlington	53 68	139	A Oklahoma St.	55 66	
						89	H Troy	63 82	143	H Montana St.	59 67	
									149	A Appalachian St.	56 77	
									149	H Appalachian St.	49 62	
									160	H Nicholls St.	72 67	
									165	H Oral Roberts	64 81	
									168	A Tulane	61 67	
									175	A Coastal Caro.	70 77	
									175	H Coastal Caro.	73 58	
									190	A Arkansas St.	85 62	
									190	H Arkansas St.	68 54	
									255	A A&M-Corpus Christi	60 53	
									265	A Louisiana	71 65	
									285	A Ga. Southern	64 52	
									285	H Ga. Southern	55 65	
									301	A La.-Monroe	62 51	
									303	A UTSA	68 60	
LAST 12 Division I GAMES:												
168	A Tulane	61 67	301	A La.-Monroe	62 51							
143	H Montana St.	59 67	67	H Little Rock	50 48							
160	H Nicholls St.	72 67	190	H Arkansas St.	68 54							
103	H South Alabama	77 45	175	A Coastal Caro.	70 77							
89	H Troy	63 82	149	A Appalachian St.	56 77							
265	A Louisiana	71 65	79	A UT Arlington	53 68							

Non-Div I Games: UNKNOWN 92 39 Tex. A&M Int'l 89 25

Texas St.

Loss, Non-Conf, S Site, H Home A Away N Neutral

Average RPI Win:	192	WON-LOST	WINNING	LAST 10	STRENGTH OF	OPP. STRENGTH	TEAM	ADJ.	CONF.	ADJ CONF.
Average RPI Loss:	61	RECORD	PCT. RANK	GAMES	SCHEDULE	OF SCHEDULE	RPI	RPI	RPI	RPI
DIV. I ONLY	14- 16	190	1- 0	66	60	144	144	3	3	
DIV. I NON-CONF.	9- 2	43	0- 0	209	321	101	101	3	3	
TOTALS	RPI 1-25	RPI 26-50	W-L RECORDS	RPI 51-100	RPI 101-150	RPI 150+				
14- 16	0- 4	0- 4	OVERALL	1- 5	4- 1	9- 2				
11- 7	0- 2	0- 2	HOME	1- 3	3- 0	7- 0				
2- 9	0- 2	0- 2	AWAY	0- 2	1- 1	1- 2				
1- 0	0- 0	0- 0	NEUTRAL	0- 0	0- 0	1- 0				
9- 2	0- 0	0- 0	NON-CONFERENCE	1- 1	1- 0	7- 1				
8- 1	0- 0	0- 0	HOME	1- 1	1- 0	6- 0				
1- 1	0- 0	0- 0	AWAY	0- 0	0- 0	1- 1				
0- 0	0- 0	0- 0	NEUTRAL	0- 0	0- 0	0- 0				
5- 14	0- 4	0- 4	CONFERENCE	0- 4	3- 1	2- 1				
3- 6	0- 2	0- 2	HOME	0- 2	2- 0	1- 0				
1- 8	0- 2	0- 2	AWAY	0- 2	1- 1	0- 1				
1- 0	0- 0	0- 0	NEUTRAL	0- 0	0- 0	1- 0				

RPI 1-25				RPI 26-50				RPI 51-100				RPI 101+ Team's RPI: 144			
RPI	S	Opponent	Score	RPI	S	Opponent	Score	RPI	S	Opponent	Score	RPI	S	Opponent	Score
2	A	Baylor	37 96	29	A	Texas	57 81	51	A	TCU	70 78	139	A	Oklahoma St.	57 65
2	H	Baylor	56 73	29	H	Texas	71 78	51	H	TCU	63 70	139	H	Oklahoma St.	90 78
11	A	Iowa St.	66 105	33	A	Kansas St.	67 75	64	H	SFA	77 69	141	H	Abilene Christian	105 54
11	H	Iowa St.	62 64	33	H	Kansas St.	62 66	69	A	West Virginia	65 68	147	A	Kansas	75 71
								69	H	West Virginia	72 75	147	H	Kansas	69 66
								77	H	Idaho	77 88	152	A	Oklahoma	61 66
												152	H	Oklahoma	88 82
												152	N	Oklahoma	104 84
												177	H	Southern U.	76 58
												211	H	Texas Southern	75 55
												213	H	Jacksonville St.	71 58
												214	A	Florida	67 72
												252	A	Nevada	86 67
												255	H	A&M-Corpus Christi	78 61
												301	H	La.-Monroe	86 42
												336	H	Houston Baptist	82 76
LAST 12 Division I GAMES:															
152	N	Oklahoma	104 84	69	H	West Virginia	72 75								
152	H	Oklahoma	88 82	139	H	Oklahoma St.	90 78								
33	A	Kansas St.	67 75	51	H	TCU	63 70								
11	H	Iowa St.	62 64	2	A	Baylor	37 96								
29	A	Texas	57 81	11	A	Iowa St.	66 105								
147	A	Kansas	75 71	29	H	Texas	71 78								

Non-Div I Games:

Texas Tech

■ Loss,
 ■ Non-Conf, S Site,
 ■ Home
 ■ Away
 N Neutral

Average RPI Win:	198	WON-LOST	WINNING	LAST 10	STRENGTH OF	OPP. STRENGTH	TEAM	ADJ.	CONF.	ADJ CONF.
Average RPI Loss:	75	RECORD	PCT. RANK	GAMES	SCHEDULE	OF SCHEDULE	RPI	RPI	RPI	RPI
DIV. I ONLY	19- 9	77	1- 0	117	105	75	75	8	8	
DIV. I NON-CONF.	8- 3	72	0- 0	148	197	69	69	9	9	
TOTALS	RPI 1-25	RPI 26-50	W-L RECORDS	RPI 51-100	RPI 101-150	RPI 150+				
19- 9	0- 1	2- 1	OVERALL	1- 4	3- 2	13- 1				
11- 3	0- 1	2- 0	HOME	0- 2	3- 0	6- 0				
8- 6	0- 0	0- 1	AWAY	1- 2	0- 2	7- 1				
0- 0	0- 0	0- 0	NEUTRAL	0- 0	0- 0	0- 0				
8- 3	0- 1	0- 0	NON-CONFERENCE	1- 1	2- 1	5- 0				
4- 1	0- 1	0- 0	HOME	0- 0	2- 0	2- 0				
4- 2	0- 0	0- 0	AWAY	1- 1	0- 1	3- 0				
0- 0	0- 0	0- 0	NEUTRAL	0- 0	0- 0	0- 0				
11- 6	0- 0	2- 1	CONFERENCE	0- 3	1- 1	8- 1				
7- 2	0- 0	2- 0	HOME	0- 2	1- 0	4- 0				
4- 4	0- 0	0- 1	AWAY	0- 1	0- 1	4- 1				
0- 0	0- 0	0- 0	NEUTRAL	0- 0	0- 0	0- 0				

RPI 1-25				RPI 26-50				RPI 51-100				Team's RPI: 75	RPI 101+			
RPI	S	Opponent	Score	RPI	S	Opponent	Score	RPI	S	Opponent	Score		RPI	S	Opponent	Score
1	H	Notre Dame	56 72	28	H	Central Mich.	62 59	53	A	Miami (OH)	64 65		110	A	Dayton	49 70
				31	H	Ohio	76 50	53	H	Miami (OH)	56 65		125	A	Northern Ill.	52 54
				36	A	Buffalo	63 73	54	A	Belmont	78 69		125	H	Northern Ill.	64 53
								59	A	Maine	59 73		133	H	Duquesne	65 52
								83	H	Kent St.	47 58		137	H	Stony Brook	80 48
													151	A	Akron	64 70
													200	A	Ball St.	63 62
													200	H	Ball St.	65 58
													217	A	Eastern Mich.	70 67
													217	H	Eastern Mich.	63 43
													218	A	Bowling Green	79 65
													218	H	Bowling Green	76 56
													224	A	Memphis	58 48
													264	A	Western Mich.	80 57
													264	H	Western Mich.	73 63
													281	A	Cleveland St.	65 60
													311	A	Valparaiso	65 59
													313	H	Iona	84 38
													333	H	Detroit Mercy	77 60
LAST 12 Division I GAMES:																
				217	A	Eastern Mich.	70 67					31	H	Ohio	76 50	
				125	H	Northern Ill.	64 53					217	H	Eastern Mich.	63 43	
				264	H	Western Mich.	73 63					36	A	Buffalo	63 73	
				200	A	Ball St.	63 62					218	H	Bowling Green	76 56	
				53	H	Miami (OH)	56 65					151	A	Akron	64 70	
				125	A	Northern Ill.	52 54					28	H	Central Mich.	62 59	

Non-Div I Games:

Toledo

Average RPI Win: 212	WON-LOST	WINNING	LAST 10	STRENGTH OF	OPP. STRENGTH	TEAM	ADJ.	CONF.	ADJ CONF.
Average RPI Loss: 113	RECORD	PCT. RANK	GAMES	SCHEDULE	OF SCHEDULE	RPI	RPI	RPI	RPI
DIV. I ONLY	17- 11	117	0- 1	203	103	120	120	10	10
DIV. I NON-CONF.	6- 5	143	0- 0	294	122	163	163	10	10
TOTALS	RPI 1-25	RPI 26-50	W-L RECORDS	RPI 51-100	RPI 101-150	RPI 150+			
17- 11	0- 1	0- 2	OVERALL	1- 1	3- 4	13- 3			
8- 3	0- 0	0- 1	HOME	0- 0	2- 1	6- 1			
9- 8	0- 1	0- 1	AWAY	1- 1	1- 3	7- 2			
0- 0	0- 0	0- 0	NEUTRAL	0- 0	0- 0	0- 0			
6- 5	0- 1	0- 0	NON-CONFERENCE	0- 1	0- 1	6- 2			
3- 0	0- 0	0- 0	HOME	0- 0	0- 0	3- 0			
3- 5	0- 1	0- 0	AWAY	0- 1	0- 1	3- 2			
0- 0	0- 0	0- 0	NEUTRAL	0- 0	0- 0	0- 0			
11- 6	0- 0	0- 2	CONFERENCE	1- 0	3- 3	7- 1			
5- 3	0- 0	0- 1	HOME	0- 0	2- 1	3- 1			
6- 3	0- 0	0- 1	AWAY	1- 0	1- 2	4- 0			
0- 0	0- 0	0- 0	NEUTRAL	0- 0	0- 0	0- 0			

RPI 1-25				RPI 26-50				RPI 51-100				RPI 101+				Team's RPI: 120	
RPI	S	Opponent	Score	RPI	S	Opponent	Score	RPI	S	Opponent	Score	RPI	S	Opponent	Score		
10	A	Syracuse	55 98	26	A	James Madison	59 71	69	A	West Virginia	43 90	101	A	Northeastern	68 77		
				26	H	James Madison	56 63	70	A	Drexel	55 54	101	H	Northeastern	88 83		
												117	A	UNCW	73 77		
												117	H	UNCW	82 61		
												131	A	Delaware	56 48		
												131	H	Delaware	57 70		
												146	A	Wake Forest	53 60		
												159	A	William & Mary	82 75		
												159	H	William & Mary	69 80		
												201	A	Marshall	76 69		
												203	H	Massachusetts	78 53		
												212	A	George Washington	63 76		
												219	A	Elon	59 50		
												219	H	Elon	59 58		
												232	A	Saint Joseph's	73 52		
												244	A	Mt. St. Mary's	78 87		
												245	A	Hofstra	68 56		
												245	H	Hofstra	92 68		
												274	H	Loyola Maryland	62 57		
												286	H	La Salle	92 68		
												297	A	Col. of Charleston	77 61		
												297	H	Col. of Charleston	87 61		
												306	A	UMBC	71 62		
LAST 12 Division I GAMES:																	
				131	H	Delaware	57 70					101	A	Northeastern	68 77		
				26	H	James Madison	56 63					245	A	Hofstra	68 56		
				219	A	Elon	59 50					26	A	James Madison	59 71		
				159	A	William & Mary	82 75					159	H	William & Mary	69 80		
				297	H	Col. of Charleston	87 61					219	H	Elon	59 58		
				117	H	UNCW	82 61					117	A	UNCW	73 77		

Non-Div I Games:

Towson

■ Loss,
 ■ Non-Conf, S Site,
 ■ Home
 ■ Away
 N Neutral

Average RPI Win:	219	WON-LOST	WINNING	LAST 10	STRENGTH OF	OPP. STRENGTH	TEAM	ADJ.	CONF.	ADJ CONF.
Average RPI Loss:	86	RECORD	PCT. RANK	GAMES	SCHEDULE	OF SCHEDULE	RPI	RPI	RPI	RPI
DIV. I ONLY	20- 7	50	1- 0	215	141	89	89	12	12	
DIV. I NON-CONF.	8- 2	52	0- 0	301	204	117	117	14	14	
TOTALS	RPI 1-25	RPI 26-50	W-L RECORDS	RPI 51-100	RPI 101-150	RPI 150+				
20- 7	0- 1	0- 0	OVERALL	1- 3	3- 3	16- 0				
10- 2	0- 0	0- 0	HOME	1- 1	2- 1	7- 0				
8- 5	0- 1	0- 0	AWAY	0- 2	1- 2	7- 0				
2- 0	0- 0	0- 0	NEUTRAL	0- 0	0- 0	2- 0				
8- 2	0- 1	0- 0	NON-CONFERENCE	0- 1	0- 0	8- 0				
3- 1	0- 0	0- 0	HOME	0- 1	0- 0	3- 0				
3- 1	0- 1	0- 0	AWAY	0- 0	0- 0	3- 0				
2- 0	0- 0	0- 0	NEUTRAL	0- 0	0- 0	2- 0				
12- 5	0- 0	0- 0	CONFERENCE	1- 2	3- 3	8- 0				
7- 1	0- 0	0- 0	HOME	1- 0	2- 1	4- 0				
5- 4	0- 0	0- 0	AWAY	0- 2	1- 2	4- 0				
0- 0	0- 0	0- 0	NEUTRAL	0- 0	0- 0	0- 0				

RPI 1-25				RPI 26-50				RPI 51-100 Team's RPI: 89				RPI 101+			
RPI	S	Opponent	Score	RPI	S	Opponent	Score	RPI	S	Opponent	Score	RPI	S	Opponent	Score
20	A	Florida St.	67 103					66	H	Middle Tenn.	64 67	103	A	South Alabama	77 80
								67	A	Little Rock	72 76	103	H	South Alabama	66 58
								67	H	Little Rock	71 66	135	A	Georgia St.	80 84
								79	A	UT Arlington	65 88	135	H	Georgia St.	70 85
												149	A	Appalachian St.	83 72
												149	H	Appalachian St.	95 66
												162	A	Texas St.	82 63
												174	N	Sam Houston St.	84 79
												175	A	Coastal Caro.	82 81
												190	A	Arkansas St.	100 89
												190	H	Arkansas St.	87 79
												213	A	Jacksonville St.	89 63
												235	A	Ole Miss	71 54
												243	A	ETSU	84 66
												265	H	Louisiana	90 64
												266	H	Alabama St.	116 46
												285	A	Ga. Southern	97 81
												285	H	Ga. Southern	100 78
												290	H	Samford	72 52
												301	H	La.-Monroe	78 56
												304	H	Tennessee St.	92 67
												327	N	Mississippi Val.	75 54
LAST 12 Division I GAMES:															
149	H	Appalachian St.	95 66	190	A	Arkansas St.	100 89								
79	A	UT Arlington	65 88	67	A	Little Rock	72 76								
162	A	Texas St.	82 63	103	A	South Alabama	77 80								
103	H	South Alabama	66 58	265	H	Louisiana	90 64								
285	H	Ga. Southern	100 78	301	H	La.-Monroe	78 56								
135	H	Georgia St.	70 85	135	A	Georgia St.	80 84								

Non-Div I Games: Talladega 91 70

Troy

Tulane

Through Games Of March 8, 2019

Average RPI Win:	182	WON-LOST	WINNING	LAST 10	STRENGTH OF	OPP. STRENGTH	TEAM	ADJ.	CONF.	ADJ CONF.
Average RPI Loss:	127	RECORD	PCT. RANK	GAMES	SCHEDULE	OF SCHEDULE	RPI	RPI	RPI	RPI
DIV. I ONLY	15- 15	170	0- 1	135	93	168	168	9	9	
DIV. I NON-CONF.	10- 3	59	0- 0	203	120	93	93	8	8	
TOTALS	RPI 1-25	RPI 26-50	W-L RECORDS	RPI 51-100	RPI 101-150	RPI 150+				
15- 15	1- 2	1- 1	OVERALL	1- 3	1- 3	11- 6				
8- 7	1- 1	0- 0	HOME	0- 2	1- 1	6- 3				
4- 6	0- 1	0- 0	AWAY	1- 1	0- 1	3- 3				
3- 2	0- 0	1- 1	NEUTRAL	0- 0	0- 1	2- 0				
10- 3	0- 0	1- 1	NON-CONFERENCE	1- 1	1- 0	7- 1				
6- 1	0- 0	0- 0	HOME	0- 1	1- 0	5- 0				
1- 1	0- 0	0- 0	AWAY	1- 0	0- 0	0- 1				
3- 1	0- 0	1- 1	NEUTRAL	0- 0	0- 0	2- 0				
5- 12	1- 2	0- 0	CONFERENCE	0- 2	0- 3	4- 5				
2- 6	1- 1	0- 0	HOME	0- 1	0- 1	1- 3				
3- 5	0- 1	0- 0	AWAY	0- 1	0- 1	3- 2				
0- 1	0- 0	0- 0	NEUTRAL	0- 0	0- 1	0- 0				

RPI 1-25				RPI 26-50				RPI 51-100				RPI 101+ Team's RPI: 168			
RPI	S	Opponent	Score	RPI	S	Opponent	Score	RPI	S	Opponent	Score	RPI	S	Opponent	Score
6	H	UConn	33 75	28	N	Central Mich.	68 57	73	H	Cincinnati	65 80	121	A	South Fla.	46 73
15	A	UCF	42 52	39	N	California	57 65	82	A	LSU	56 54	121	H	South Fla.	45 50
15	H	UCF	61 59					96	H	Old Dominion	48 56	121	N	South Fla.	52 61
								100	A	Houston	82 83	138	H	Washington	63 51
												158	A	Alabama	58 69
												160	H	Nicholls St.	71 46
												161	A	Tulsa	67 72
												162	H	Texas St.	67 61
												166	A	Temple	66 57
												184	H	Southern Miss.	71 54
												194	A	East Carolina	61 63
												194	H	East Carolina	68 57
												211	H	Texas Southern	62 56
												224	A	Memphis	62 61
												224	H	Memphis	59 65
												227	A	SMU	61 43
												227	H	SMU	60 64
												256	H	Wichita St.	44 62
												281	N	Cleveland St.	81 72
												307	H	Fla. Atlantic	88 45
												346	N	Florida A&M	78 34
LAST 12 Division I GAMES:															
				121	N	South Fla.	52 61					224	H	Memphis	59 65
				162	H	Texas St.	67 61					15	H	UCF	61 59
				73	H	Cincinnati	65 80					161	A	Tulsa	67 72
				15	A	UCF	42 52					121	H	South Fla.	45 50
				227	H	SMU	60 64					194	A	East Carolina	61 63
				100	A	Houston	82 83					224	A	Memphis	62 61

Non-Div I Games:

Tulane

■ Loss,
■ Non-Conf,
■ S Site,
■ H Home
■ A Away
N Neutral

Average RPI Win:	201	WON-LOST	WINNING	LAST 10	STRENGTH OF	OPP. STRENGTH	TEAM	ADJ.	CONF.	ADJ CONF.
Average RPI Loss:	105	RECORD	PCT. RANK	GAMES	SCHEDULE	OF SCHEDULE	RPI	RPI	RPI	RPI
DIV. I ONLY	13- 17	213	1- 0	86	100	161	161	9	9	
DIV. I NON-CONF.	6- 7	172	0- 0	57	94	119	119	8	8	
TOTALS	RPI 1-25	RPI 26-50	W-L RECORDS	RPI 51-100	RPI 101-150	RPI 150+				
13- 17	0- 3	0- 0	OVERALL	0- 8	1- 1	12- 5				
8- 6	0- 1	0- 0	HOME	0- 3	1- 0	7- 2				
3- 11	0- 2	0- 0	AWAY	0- 5	0- 1	3- 3				
2- 0	0- 0	0- 0	NEUTRAL	0- 0	0- 0	2- 0				
6- 7	0- 1	0- 0	NON-CONFERENCE	0- 5	1- 0	5- 1				
4- 2	0- 0	0- 0	HOME	0- 2	1- 0	3- 0				
1- 5	0- 1	0- 0	AWAY	0- 3	0- 0	1- 1				
1- 0	0- 0	0- 0	NEUTRAL	0- 0	0- 0	1- 0				
7- 10	0- 2	0- 0	CONFERENCE	0- 3	0- 1	7- 4				
4- 4	0- 1	0- 0	HOME	0- 1	0- 0	4- 2				
2- 6	0- 1	0- 0	AWAY	0- 2	0- 1	2- 2				
1- 0	0- 0	0- 0	NEUTRAL	0- 0	0- 0	1- 0				

RPI S	Opponent	Score	RPI S	Opponent	Score	RPI S	Opponent	Score	RPI S	Opponent	Score	Team's RPI: 161
6	H UConn	49 68				54	A Belmont	53 78	121	A South Fla.	48 59	
15	A UCF	44 60				64	A SFA	34 76	141	H Abilene Christian	75 63	
23	A Arizona St.	52 70				67	H Little Rock	53 63	158	N Alabama	80 73	
						73	A Cincinnati	47 74	165	A Oral Roberts	76 68	
						73	H Cincinnati	50 70	166	A Temple	64 61	
						75	A American	52 68	166	H Temple	61 75	
						81	H Arkansas	59 61	168	H Tulane	72 67	
						100	A Houston	44 76	178	H Saint Louis	86 75	
									190	A Arkansas St.	60 73	
									194	A East Carolina	75 55	
									194	H East Carolina	60 64	
									208	H Stetson	55 54	
									224	A Memphis	56 59	
									224	H Memphis	46 39	
									227	H SMU	49 35	
									256	A Wichita St.	49 71	
									256	H Wichita St.	63 49	
									256	N Wichita St.	61 50	
									269	H UTEP	66 45	
LAST 12 Division I GAMES:												
256	N Wichita St.	61 50	73	A Cincinnati	47 74							
23	A Arizona St.	52 70	121	A South Fla.	48 59							
256	A Wichita St.	49 71	168	H Tulane	72 67							
194	H East Carolina	60 64	227	H SMU	49 35							
166	A Temple	64 61	224	A Memphis	56 59							
6	H UConn	49 68	166	H Temple	61 75							

Non-Div I Games:

Tulsa

■ Loss,
■ Non-Conf,
■ S Site,
■ H Home
■ A Away
N Neutral

Average RPI Win:	229	WON-LOST	WINNING	LAST 10	STRENGTH OF	OPP. STRENGTH	TEAM	ADJ.	CONF.	ADJ CONF.
Average RPI Loss:	87	RECORD	PCT. RANK	GAMES	SCHEDULE	OF SCHEDULE	RPI	RPI	RPI	RPI
DIV. I ONLY	23- 5	20	0- 1	293	174	102	102	14	14	
DIV. I NON-CONF.	11- 1	13	0- 1	332	279	116	116	17	17	
TOTALS	RPI 1-25	RPI 26-50	W-L RECORDS	RPI 51-100	RPI 101-150	RPI 150+				
23- 5	0- 0	0- 1	OVERALL	3- 2	2- 1	18- 1				
11- 2	0- 0	0- 1	HOME	1- 0	2- 0	8- 1				
10- 2	0- 0	0- 0	AWAY	2- 1	0- 1	8- 0				
2- 1	0- 0	0- 0	NEUTRAL	0- 1	0- 0	2- 0				
11- 1	0- 0	0- 0	NON-CONFERENCE	1- 1	1- 0	9- 0				
5- 0	0- 0	0- 0	HOME	0- 0	1- 0	4- 0				
4- 0	0- 0	0- 0	AWAY	1- 0	0- 0	3- 0				
2- 1	0- 0	0- 0	NEUTRAL	0- 1	0- 0	2- 0				
12- 4	0- 0	0- 1	CONFERENCE	2- 1	1- 1	9- 1				
6- 2	0- 0	0- 1	HOME	1- 0	1- 0	4- 1				
6- 2	0- 0	0- 0	AWAY	1- 1	0- 1	5- 0				
0- 0	0- 0	0- 0	NEUTRAL	0- 0	0- 0	0- 0				

RPI S	Opponent	Score	RPI S	Opponent	Score	RPI S	Opponent	Score	RPI S	Opponent	Score	Team's RPI: 102
34	H Rice	43 55	58	N Tennessee	69 73	105	H Western Ky.	70 63	107	A Charlotte	56 60	
			63	A FGCU	62 60	149	H Appalachian St.	80 61	152	N Oklahoma	89 84	
			66	A Middle Tenn.	44 60	169	A Louisiana Tech	95 69	169	H Louisiana Tech	68 73	
			66	H Middle Tenn.	77 72	184	H Southern Miss.	71 60	192	H North Texas	70 60	
			96	A Old Dominion	69 61	201	H Marshall	77 59	224	H Memphis	85 54	
						266	A Alabama St.	62 47	269	A UTEP	74 48	
						269	H UTEP	68 45	290	A Samford	66 41	
						302	H Alabama A&M	82 47	303	A UTSA	59 42	
						307	A Fla. Atlantic	89 64	314	A FIU	83 59	
						317	H McNeese	91 48	319	N Coppin St.	86 61	
						349	A Chicago St.	90 45	351	H Alcorn	80 53	
LAST 12 Division I GAMES:												
58	N Tennessee	69 73	107	A Charlotte	56 60							
169	A Louisiana Tech	95 69	96	A Old Dominion	69 61							
269	H UTEP	68 45	66	A Middle Tenn.	44 60							
66	H Middle Tenn.	77 72	34	H Rice	43 55							
105	H Western Ky.	70 63	192	H North Texas	70 60							
201	H Marshall	77 59	303	A UTSA	59 42							

Non-Div I Games: Ala.-Huntsville 83 58

UAB

Loss, Non-Conf, S Site, H Home A Away N Neutral

Average RPI Win:	226	WON-LOST	WINNING	LAST 10	STRENGTH OF	OPP. STRENGTH	TEAM	ADJ.	CONF.	ADJ CONF.
Average RPI Loss:	119	RECORD	PCT. RANK	GAMES	SCHEDULE	OF SCHEDULE	RPI	RPI	RPI	RPI
DIV. I ONLY	21- 6	35	0- 1	260	161	85	85	20	20	
DIV. I NON-CONF.	7- 5	132	0- 1	253	51	137	137	20	20	
TOTALS	RPI 1-25	RPI 26-50	W-L RECORDS	RPI 51-100	RPI 101-150	RPI 150+				
21- 6	0- 1	0- 0	OVERALL	1- 2	2- 1	18- 2				
10- 1	0- 0	0- 0	HOME	1- 1	1- 0	8- 0				
10- 5	0- 1	0- 0	AWAY	0- 1	1- 1	9- 2				
1- 0	0- 0	0- 0	NEUTRAL	0- 0	0- 0	1- 0				
7- 5	0- 1	0- 0	NON-CONFERENCE	1- 2	0- 1	6- 1				
3- 1	0- 0	0- 0	HOME	1- 1	0- 0	2- 0				
3- 4	0- 1	0- 0	AWAY	0- 1	0- 1	3- 1				
1- 0	0- 0	0- 0	NEUTRAL	0- 0	0- 0	1- 0				
14- 1	0- 0	0- 0	CONFERENCE	0- 0	2- 0	12- 1				
7- 0	0- 0	0- 0	HOME	0- 0	1- 0	6- 0				
7- 1	0- 0	0- 0	AWAY	0- 0	1- 0	6- 1				
0- 0	0- 0	0- 0	NEUTRAL	0- 0	0- 0	0- 0				

RPI 1-25				RPI 26-50				RPI 51-100				Team's RPI: 85		RPI 101+			
RPI	S	Opponent	Score	RPI	S	Opponent	Score	RPI	S	Opponent	Score			RPI	S	Opponent	Score
4	A	Stanford	43 71					55	H	Saint Mary's (CA)	76 74			134	A	CSUN	60 49
								90	H	Pacific	80 83			134	H	CSUN	70 54
								98	A	Loyola Marymount	53 60			136	A	Portland St.	50 65
														157	A	Washington St.	75 62
														163	A	UC Riverside	67 59
														163	H	UC Riverside	72 59
														173	A	Montana	56 62
														181	A	UC Irvine	63 44
														181	H	UC Irvine	80 57
														215	A	Hawaii	60 65
														215	H	Hawaii	72 46
														250	A	San Francisco	70 68
														251	A	Cal St. Fullerton	75 39
														251	H	Cal St. Fullerton	75 51
														252	N	Nevada	84 68
														257	A	Sacramento St.	109 60
														272	A	Long Beach St.	66 49
														272	H	Long Beach St.	70 50
														283	H	Southern Utah	68 45
														295	A	UC Santa Barbara	70 44
														316	A	Cal Poly	85 61
														316	H	Cal Poly	87 54
														343	H	Seattle U	76 59
LAST 12 Division I GAMES:																	
				173	A	Montana	56 62					316	A	Cal Poly	85 61		
				316	H	Cal Poly	87 54					295	A	UC Santa Barbara	70 44		
				181	A	UC Irvine	63 44					134	H	CSUN	70 54		
				272	A	Long Beach St.	66 49					272	H	Long Beach St.	70 50		
				215	H	Hawaii	72 46					251	A	Cal St. Fullerton	75 39		
				163	H	UC Riverside	72 59					134	A	CSUN	60 49		

Non-Div I Games: Dominican (CA) 92 42

UC Davis

■ Loss,
 ■ Non-Conf,
 ■ S Site,
 ■ Home
 ■ A Away
 N Neutral

Average RPI Win:	256	WON-LOST	WINNING	LAST 10	STRENGTH OF	OPP. STRENGTH	TEAM	ADJ.	CONF.	ADJ CONF.
Average RPI Loss:	163	RECORD	PCT. RANK	GAMES	SCHEDULE	OF SCHEDULE	RPI	RPI	RPI	RPI
DIV. I ONLY	16- 10	110	0- 1	311	242	181	181	20	20	
DIV. I NON-CONF.	9- 2	43	0- 0	316	255	136	136	20	20	
TOTALS	RPI 1-25	RPI 26-50	W-L RECORDS	RPI 51-100	RPI 101-150	RPI 150+				
16- 10	0- 1	0- 0	OVERALL	0- 2	2- 1	14- 6				
8- 4	0- 0	0- 0	HOME	0- 1	1- 0	7- 3				
6- 6	0- 1	0- 0	AWAY	0- 1	1- 1	5- 3				
2- 0	0- 0	0- 0	NEUTRAL	0- 0	0- 0	2- 0				
9- 2	0- 1	0- 0	NON-CONFERENCE	0- 0	1- 0	8- 1				
4- 1	0- 0	0- 0	HOME	0- 0	0- 0	4- 1				
3- 1	0- 1	0- 0	AWAY	0- 0	1- 0	2- 0				
2- 0	0- 0	0- 0	NEUTRAL	0- 0	0- 0	2- 0				
7- 8	0- 0	0- 0	CONFERENCE	0- 2	1- 1	6- 5				
4- 3	0- 0	0- 0	HOME	0- 1	1- 0	3- 2				
3- 5	0- 0	0- 0	AWAY	0- 1	0- 1	3- 3				
0- 0	0- 0	0- 0	NEUTRAL	0- 0	0- 0	0- 0				

RPI 1-25				RPI 26-50				RPI 51-100				RPI 101+ Team's RPI: 181			
RPI	S	Opponent	Score	RPI	S	Opponent	Score	RPI	S	Opponent	Score	RPI	S	Opponent	Score
5	A	Oregon	69 115					85	A	UC Davis	57 80	134	A	CSUN	58 68
								85	H	UC Davis	44 63	134	H	CSUN	65 61
												136	A	Portland St.	73 68
												163	A	UC Riverside	72 88
												163	H	UC Riverside	65 66
												188	A	Portland	84 69
												198	H	UNLV	57 55
												215	A	Hawaii	53 48
												215	H	Hawaii	68 70
												225	N	Indiana St.	77 61
												229	H	San Diego St.	70 78
												251	A	Cal St. Fullerton	58 67
												251	H	Cal St. Fullerton	65 61
												272	A	Long Beach St.	48 46
												282	H	CSU Bakersfield	85 78
												283	H	Southern Utah	75 58
												293	A	San Jose St.	74 66
												295	A	UC Santa Barbara	52 71
												295	H	UC Santa Barbara	74 68
												316	A	Cal Poly	75 59
												316	H	Cal Poly	73 57
												343	H	Seattle U	65 60
												350	N	LIU Brooklyn	84 71
LAST 12 Division I GAMES:															
134	A	CSUN	58 68	272	A	Long Beach St.	48 46	251	H	Cal St. Fullerton	65 61				
85	H	UC Davis	44 63	215	H	Hawaii	68 70	295	H	UC Santa Barbara	74 68				
251	A	Cal St. Fullerton	58 67	316	H	Cal Poly	73 57	85	A	UC Davis	57 80				
163	H	UC Riverside	65 66												
215	A	Hawaii	53 48												
295	A	UC Santa Barbara	52 71												

Non-Div I Games: LIFE Pacific 105 31

UC Irvine

Loss, Non-Conf, S Site, H Home A Away N Neutral

Average RPI Win:	237	WON-LOST	WINNING	LAST 10	STRENGTH OF	OPP. STRENGTH	TEAM	ADJ.	CONF.	ADJ CONF.
Average RPI Loss:	145	RECORD	PCT. RANK	GAMES	SCHEDULE	OF SCHEDULE	RPI	RPI	RPI	RPI
DIV. I ONLY	15- 14	166	1- 0	178	215	163	163	20	20	
DIV. I NON-CONF.	6- 8	199	1- 0	122	171	156	156	20	20	
TOTALS	RPI 1-25	RPI 26-50	W-L RECORDS	RPI 51-100	RPI 101-150	RPI 150+				
15- 14	0- 2	0- 1	OVERALL	0- 3	2- 2	13- 6				
8- 3	0- 0	0- 0	HOME	0- 1	2- 0	6- 2				
6- 8	0- 0	0- 1	AWAY	0- 2	0- 2	6- 3				
1- 3	0- 2	0- 0	NEUTRAL	0- 0	0- 0	1- 1				
6- 8	0- 2	0- 1	NON-CONFERENCE	0- 1	1- 1	5- 3				
3- 0	0- 0	0- 0	HOME	0- 0	1- 0	2- 0				
2- 5	0- 0	0- 1	AWAY	0- 1	0- 1	2- 2				
1- 3	0- 2	0- 0	NEUTRAL	0- 0	0- 0	1- 1				
9- 6	0- 0	0- 0	CONFERENCE	0- 2	1- 1	8- 3				
5- 3	0- 0	0- 0	HOME	0- 1	1- 0	4- 2				
4- 3	0- 0	0- 0	AWAY	0- 1	0- 1	4- 1				
0- 0	0- 0	0- 0	NEUTRAL	0- 0	0- 0	0- 0				

RPI S	Opponent	Score	RPI S	Opponent	Score	RPI S	Opponent	Score	RPI S	Opponent	Score	Team's RPI: 163
5 N	Oregon	44 94	35 A	BYU	70 72	52 A	Southern California	55 73	134 A	CSUN	56 69	
16 N	Texas A&M	63 70				85 A	UC Davis	59 72	134 H	CSUN	63 51	
						85 H	UC Davis	59 67	139 A	Oklahoma St.	51 76	
									142 H	New Mexico St.	65 64	
									175 H	Coastal Caro.	62 43	
									181 A	UC Irvine	66 65	
									181 H	UC Irvine	88 72	
									185 N	Eastern Wash.	57 45	
									193 N	Milwaukee	54 56	
									215 A	Hawaii	60 55	
									215 H	Hawaii	44 51	
									216 A	California Baptist	57 65	
									251 H	Cal St. Fullerton	62 59	
									272 A	Long Beach St.	73 59	
									272 H	Long Beach St.	45 63	
									282 A	CSU Bakersfield	79 67	
									283 H	Southern Utah	56 50	
									289 A	Utah Valley	53 56	
									295 A	UC Santa Barbara	44 61	
									295 H	UC Santa Barbara	73 60	
									316 A	Cal Poly	75 68	
									316 H	Cal Poly	80 66	
									321 A	Weber St.	71 39	
LAST 12 Division I GAMES:												
283 H	Southern Utah	56 50	316 H	Cal Poly	80 66							
215 H	Hawaii	44 51	85 A	UC Davis	59 72							
295 A	UC Santa Barbara	44 61	251 H	Cal St. Fullerton	62 59							
134 H	CSUN	63 51	295 H	UC Santa Barbara	73 60							
181 A	UC Irvine	66 65	215 A	Hawaii	60 55							
316 A	Cal Poly	75 68	272 A	Long Beach St.	73 59							

Non-Div I Games:

UC Riverside

■ Loss,
■ Non-Conf,
■ S Site,
■ Home
■ A Away
N Neutral

Average RPI Win:	228	WON-LOST	WINNING	LAST 10	STRENGTH OF	OPP. STRENGTH	TEAM	ADJ.	CONF.	ADJ CONF.
Average RPI Loss:	177	RECORD	PCT. RANK	GAMES	SCHEDULE	OF SCHEDULE	RPI	RPI	RPI	RPI
DIV. I ONLY	8- 20	281	1- 0	197	243	295	295	20	20	
DIV. I NON-CONF.	3- 10	278	1- 0	146	241	268	268	20	20	
TOTALS	RPI 1-25	RPI 26-50	W-L RECORDS	RPI 51-100	RPI 101-150	RPI 150+				
8- 20	0- 0	0- 1	OVERALL	0- 5	1- 2	7- 12				
6- 8	0- 0	0- 0	HOME	0- 3	1- 1	5- 4				
1- 12	0- 0	0- 1	AWAY	0- 2	0- 1	1- 8				
1- 0	0- 0	0- 0	NEUTRAL	0- 0	0- 0	1- 0				
3- 10	0- 0	0- 1	NON-CONFERENCE	0- 4	0- 1	3- 4				
1- 5	0- 0	0- 0	HOME	0- 2	0- 1	1- 2				
1- 5	0- 0	0- 1	AWAY	0- 2	0- 0	1- 2				
1- 0	0- 0	0- 0	NEUTRAL	0- 0	0- 0	1- 0				
5- 10	0- 0	0- 0	CONFERENCE	0- 1	1- 1	4- 8				
5- 3	0- 0	0- 0	HOME	0- 1	1- 0	4- 2				
0- 7	0- 0	0- 0	AWAY	0- 0	0- 1	0- 6				
0- 0	0- 0	0- 0	NEUTRAL	0- 0	0- 0	0- 0				

RPI S	Opponent	Score	RPI S	Opponent	Score	RPI S	Opponent	Score	RPI S	Opponent	Score	Team's RPI: 295
39	A California	45 69	52	A Southern California	39 82	134	A CSUN	65 73				
			55	H Saint Mary's (CA)	55 80	134	H CSUN	61 60				
			85	H UC Davis	44 70	142	H New Mexico St.	73 81				
			90	A Pacific	53 69	163	A UC Riverside	60 73				
			98	H Loyola Marymount	57 70	163	H UC Riverside	61 44				
						181	A UC Irvine	68 74				
						181	H UC Irvine	71 52				
						196	N Dartmouth	62 56				
						198	A UNLV	51 69				
						215	A Hawaii	49 72				
						215	H Hawaii	35 47				
						216	H California Baptist	64 76				
						229	A San Diego St.	63 58				
						251	A Cal St. Fullerton	62 74				
						251	H Cal St. Fullerton	52 59				
						272	A Long Beach St.	53 62				
						272	H Long Beach St.	60 54				
						282	H CSU Bakersfield	48 56				
						289	A Utah Valley	54 63				
						316	A Cal Poly	67 75				
						316	H Cal Poly	44 42				
						334	H Grand Canyon	66 55				
LAST 12 Division I GAMES:												
196	N	Dartmouth	62	56	215	A	Hawaii	49	72			
163	H	UC Riverside	61	44	134	H	CSUN	61	60			
316	H	Cal Poly	44	42	85	H	UC Davis	44	70			
272	A	Long Beach St.	53	62	163	A	UC Riverside	60	73			
251	A	Cal St. Fullerton	62	74	181	A	UC Irvine	68	74			
181	H	UC Irvine	71	52	215	H	Hawaii	35	47			

Non-Div I Games:

UC Santa Barbara

■ Loss,
■ Non-Conf,
■ S Site,
■ H Home
■ A Away
N Neutral

Average RPI Win:	153	WON-LOST	WINNING	LAST 10	STRENGTH OF	OPP. STRENGTH	TEAM	ADJ.	CONF.	ADJ CONF.
Average RPI Loss:	44	RECORD	PCT. RANK	GAMES	SCHEDULE	OF SCHEDULE	RPI	RPI	RPI	RPI
DIV. I ONLY	24- 5	18	1- 0	49	80	15	15	9	9	
DIV. I NON-CONF.	11- 2	32	0- 0	38	44	13	13	8	8	
TOTALS	RPI 1-25	RPI 26-50	W-L RECORDS	RPI 51-100	RPI 101-150	RPI 150+				
24- 5	0- 3	2- 1	OVERALL	4- 0	6- 0	12- 1				
11- 1	0- 1	1- 0	HOME	3- 0	1- 0	6- 0				
12- 3	0- 1	1- 1	AWAY	1- 0	5- 0	5- 1				
1- 1	0- 1	0- 0	NEUTRAL	0- 0	0- 0	1- 0				
11- 2	0- 1	2- 1	NON-CONFERENCE	1- 0	4- 0	4- 0				
4- 0	0- 0	1- 0	HOME	1- 0	0- 0	2- 0				
6- 1	0- 0	1- 1	AWAY	0- 0	4- 0	1- 0				
1- 1	0- 1	0- 0	NEUTRAL	0- 0	0- 0	1- 0				
13- 3	0- 2	0- 0	CONFERENCE	3- 0	2- 0	8- 1				
7- 1	0- 1	0- 0	HOME	2- 0	1- 0	4- 0				
6- 2	0- 1	0- 0	AWAY	1- 0	1- 0	4- 1				
0- 0	0- 0	0- 0	NEUTRAL	0- 0	0- 0	0- 0				

RPI	S	Opponent	Score	RPI	S	Opponent	Score	RPI	S	Opponent	Score	RPI	S	Opponent	Score
6	A	UConn	57 93	28	A	Central Mich.	68 75	73	H	Cincinnati	56 55	121	A	South Fla.	62 49
6	H	UConn	41 78	44	A	Quinnipiac	47 45	90	H	Pacific	64 57	121	H	South Fla.	66 63
10	N	Syracuse	52 57	45	H	Villanova	71 56	100	A	Houston	59 50	124	A	Pittsburgh	61 58
								100	H	Houston	58 56	131	A	Delaware	71 60
												133	A	Duquesne	71 63
												140	A	Mercer	76 42
												161	H	Tulsa	60 44
												166	H	Temple	62 54
												168	A	Tulane	59 61
												168	H	Tulane	52 42
												170	H	Chattanooga	75 37
												187	N	Liberty	53 45
												194	A	East Carolina	61 58
												208	A	Stetson	78 55
												224	A	Memphis	68 55
												227	A	SMU	66 54
												227	H	SMU	55 43
												256	A	Wichita St.	57 49
												271	H	Richmond	70 48
LAST 12 Division I GAMES:															
100	A	Houston	59 50	227	A	SMU	66 54								
168	H	Tulane	52 42	121	H	South Fla.	66 63								
166	H	Temple	62 54	100	H	Houston	58 56								
256	A	Wichita St.	57 49	6	A	UConn	57 93								
6	H	UConn	41 78	194	A	East Carolina	61 58								
168	A	Tulane	59 61	227	H	SMU	55 43								

Non-Div I Games:

UCF

■ Loss,
 ■ Non-Conf,
 ■ S Site,
 ■ Home
 ■ A Away
 N Neutral

Average RPI Win:	123	WON-LOST	WINNING	LAST 10	STRENGTH OF	OPP. STRENGTH	TEAM	ADJ.	CONF.	ADJ CONF.
Average RPI Loss:	3	RECORD	PCT. RANK	GAMES	SCHEDULE	OF SCHEDULE	RPI	RPI	RPI	RPI
DIV. I ONLY	28- 2	2	1- 0	43	28	6	6	9	9	
DIV. I NON-CONF.	12- 2	31	0- 0	35	1	9	9	8	8	
TOTALS	RPI 1-25	RPI 26-50	W-L RECORDS	RPI 51-100	RPI 101-150	RPI 150+				
28- 2	5- 2	1- 0	OVERALL	6- 0	4- 0	12- 0				
12- 0	3- 0	0- 0	HOME	3- 0	2- 0	4- 0				
12- 2	2- 2	1- 0	AWAY	2- 0	1- 0	6- 0				
4- 0	0- 0	0- 0	NEUTRAL	1- 0	1- 0	2- 0				
12- 2	3- 2	1- 0	NON-CONFERENCE	2- 0	2- 0	4- 0				
4- 0	2- 0	0- 0	HOME	1- 0	1- 0	0- 0				
4- 2	1- 2	1- 0	AWAY	0- 0	0- 0	2- 0				
4- 0	0- 0	0- 0	NEUTRAL	1- 0	1- 0	2- 0				
16- 0	2- 0	0- 0	CONFERENCE	4- 0	2- 0	8- 0				
8- 0	1- 0	0- 0	HOME	2- 0	1- 0	4- 0				
8- 0	1- 0	0- 0	AWAY	2- 0	1- 0	4- 0				
0- 0	0- 0	0- 0	NEUTRAL	0- 0	0- 0	0- 0				

RPI	S	Opponent	Score	RPI	S	Opponent	Score	RPI	S	Opponent	Score	RPI	S	Opponent	Score
1	A	Notre Dame	89 71	39	A	California	76 66	73	A	Cincinnati	65 55	118	N	St. John's (NY)	65 55
2	A	Baylor	57 68					73	H	Cincinnati	82 38	121	A	South Fla.	57 47
3	A	Louisville	69 78					88	N	Purdue	86 40	121	H	South Fla.	63 46
15	A	UCF	78 41					95	H	Ohio St.	85 53	126	H	Seton Hall	99 61
15	H	UCF	93 57					100	A	Houston	81 61	152	A	Oklahoma	72 63
19	H	South Carolina	97 79					100	H	Houston	83 61	161	A	Tulsa	68 49
22	H	DePaul	99 63									166	A	Temple	88 67
LAST 12 Division I GAMES:															
121	A	South Fla.	57 47	19	H	South Carolina	97 79	166	H	Temple	109 74	178	A	Saint Louis	98 42
100	H	Houston	83 61	256	A	Wichita St.	84 47	194	H	East Carolina	118 55	194	H	East Carolina	118 55
256	A	Wichita St.	84 47	161	A	Tulsa	68 49	73	A	Cincinnati	65 55	204	N	Vanderbilt	80 42
161	A	Tulsa	68 49	224	H	Memphis	102 45	3	A	Louisville	69 78	224	H	Memphis	102 45
224	H	Memphis	102 45	15	A	UCF	78 41	15	H	UCF	93 57	227	H	SMU	79 39
15	A	UCF	78 41									235	N	Ole Miss	90 50
												256	A	Wichita St.	84 47

Non-Div I Games:

UConn

■ Loss,
■ Non-Conf, S Site,
■ Home
■ Away
N Neutral

Average RPI Win:	316	WON-LOST	WINNING	LAST 10	STRENGTH OF	OPP. STRENGTH	TEAM	ADJ.	CONF.	ADJ CONF.
Average RPI Loss:	178	RECORD	PCT. RANK	GAMES	SCHEDULE	OF SCHEDULE	RPI	RPI	RPI	RPI
DIV. I ONLY	3- 26	346	0- 1	282	216	340	340	21	21	
DIV. I NON-CONF.	2- 9	297	0- 0	257	195	316	316	18	18	
TOTALS	RPI 1-25	RPI 26-50	W-L RECORDS	RPI 51-100	RPI 101-150	RPI 150+				
3- 26	0- 1	0- 1	OVERALL	0- 5	0- 5	3- 14				
2- 11	0- 0	0- 1	HOME	0- 3	0- 2	2- 5				
1- 13	0- 1	0- 0	AWAY	0- 2	0- 3	1- 7				
0- 2	0- 0	0- 0	NEUTRAL	0- 0	0- 0	0- 2				
2- 9	0- 1	0- 1	NON-CONFERENCE	0- 1	0- 1	2- 5				
1- 3	0- 0	0- 1	HOME	0- 1	0- 0	1- 1				
1- 4	0- 1	0- 0	AWAY	0- 0	0- 1	1- 2				
0- 2	0- 0	0- 0	NEUTRAL	0- 0	0- 0	0- 2				
1- 17	0- 0	0- 0	CONFERENCE	0- 4	0- 4	1- 9				
1- 8	0- 0	0- 0	HOME	0- 2	0- 2	1- 4				
0- 9	0- 0	0- 0	AWAY	0- 2	0- 2	0- 5				
0- 0	0- 0	0- 0	NEUTRAL	0- 0	0- 0	0- 0				

RPI 1-25				RPI 26-50				RPI 51-100				RPI 101+ Team's RPI: 340			
RPI	S	Opponent	Score	RPI	S	Opponent	Score	RPI	S	Opponent	Score	RPI	S	Opponent	Score
12	A	Marquette	32 96	32	H	UCLA	47 78	53	H	Miami (OH)	56 65	115	A	Youngstown St.	29 81
								72	A	Green Bay	32 62	115	H	Youngstown St.	59 83
								72	H	Green Bay	53 77	116	A	Northwestern	44 87
								74	A	Wright St.	47 72	130	A	IUPUI	43 71
								74	H	Wright St.	46 79	130	H	IUPUI	44 73
												193	A	Milwaukee	53 72
												193	H	Milwaukee	37 48
												217	A	Eastern Mich.	38 52
												225	A	Indiana St.	53 60
												240	A	Northern Ky.	44 78
												240	H	Northern Ky.	49 67
												246	H	Loyola Chicago	60 75
												258	N	Jackson St.	57 72
												281	A	Cleveland St.	53 71
												281	H	Cleveland St.	48 74
												284	N	Fairfield	60 68
												308	A	Oakland	57 74
												308	H	Oakland	69 65
												311	H	Valparaiso	75 65
												328	A	Evansville	62 54
												333	A	Detroit Mercy	45 62
												333	H	Detroit Mercy	36 42
LAST 12 Division I GAMES:															
				72	H	Green Bay	53 77	281	H	Cleveland St.	48 74				
				193	H	Milwaukee	37 48	240	A	Northern Ky.	44 78				
				130	H	IUPUI	44 73	74	A	Wright St.	47 72				
				308	A	Oakland	57 74	193	A	Milwaukee	53 72				
				333	A	Detroit Mercy	45 62	72	A	Green Bay	32 62				
				115	H	Youngstown St.	59 83	130	A	IUPUI	43 71				

Non-Div I Games:

UIC

■ Loss,
 ■ Non-Conf,
 S Site,
 ■ Home
 ■ Away
 N Neutral

Average RPI Win:	299	WON-LOST	WINNING	LAST 10	STRENGTH OF	OPP. STRENGTH	TEAM	ADJ.	CONF.	ADJ CONF.
Average RPI Loss:	179	RECORD	PCT. RANK	GAMES	SCHEDULE	OF SCHEDULE	RPI	RPI	RPI	RPI
DIV. I ONLY	7- 20	294	0- 1	276	262	306	306	23	23	
DIV. I NON-CONF.	4- 6	212	0- 0	281	262	260	260	24	24	
TOTALS	RPI 1-25	RPI 26-50	W-L RECORDS	RPI 51-100	RPI 101-150	RPI 150+				
7- 20	0- 1	0- 0	OVERALL	0- 3	0- 6	7- 10				
2- 10	0- 0	0- 0	HOME	0- 1	0- 3	2- 6				
3- 10	0- 1	0- 0	AWAY	0- 2	0- 3	3- 4				
2- 0	0- 0	0- 0	NEUTRAL	0- 0	0- 0	2- 0				
4- 6	0- 1	0- 0	NON-CONFERENCE	0- 1	0- 1	4- 3				
0- 4	0- 0	0- 0	HOME	0- 0	0- 1	0- 3				
2- 2	0- 1	0- 0	AWAY	0- 1	0- 0	2- 0				
2- 0	0- 0	0- 0	NEUTRAL	0- 0	0- 0	2- 0				
3- 14	0- 0	0- 0	CONFERENCE	0- 2	0- 5	3- 7				
2- 6	0- 0	0- 0	HOME	0- 1	0- 2	2- 3				
1- 8	0- 0	0- 0	AWAY	0- 1	0- 3	1- 4				
0- 0	0- 0	0- 0	NEUTRAL	0- 0	0- 0	0- 0				

RPI 1-25				RPI 26-50				RPI 51-100				RPI 101+ Team's RPI: 306			
RPI	S	Opponent	Score	RPI	S	Opponent	Score	RPI	S	Opponent	Score	RPI	S	Opponent	Score
14	A	Maryland	61 92					59	A	Maine	44 84	109	A	Hartford	47 92
								59	H	Maine	45 58	109	A	Hartford	48 65
								75	A	American	42 64	109	H	Hartford	52 66
												120	H	Towson	62 71
												137	A	Stony Brook	44 57
												137	H	Stony Brook	59 70
												207	H	UMES	67 73
												242	A	Albany (NY)	44 64
												242	H	Albany (NY)	69 60
												244	H	Mt. St. Mary's	52 65
												245	H	Hofstra	42 45
												254	A	Binghamton	45 67
												254	H	Binghamton	46 58
												275	A	Vermont	50 58
												275	H	Vermont	44 58
												298	N	Kennesaw St.	57 53
												303	N	UTSA	72 58
												305	A	Morgan St.	73 68
												312	A	New Hampshire	55 47
												312	H	New Hampshire	64 62
												319	A	Coppin St.	57 52
												323	A	UMass Lowell	41 62
												323	H	UMass Lowell	55 67
LAST 12 Division I GAMES:															
109	A	Hartford	48 65	254	H	Binghamton	46 58								
312	A	New Hampshire	55 47	59	H	Maine	45 58								
137	H	Stony Brook	59 70	109	A	Hartford	47 92								
242	H	Albany (NY)	69 60	137	A	Stony Brook	44 57								
275	A	Vermont	50 58	312	H	New Hampshire	64 62								
323	A	UMass Lowell	41 62	275	H	Vermont	44 58								

Non-Div I Games: Notre Dame (MD) 81 43 Eastern 81 42 Gettysburg 65 51

UMBC

Loss, Non-Conf, S Site, H Home A Away N Neutral

Average RPI Win:	294	WON-LOST	WINNING	LAST 10	STRENGTH OF	OPP. STRENGTH	TEAM	ADJ.	CONF.	ADJ CONF.
Average RPI Loss:	180	RECORD	PCT. RANK	GAMES	SCHEDULE	OF SCHEDULE	RPI	RPI	RPI	RPI
DIV. I ONLY	14- 13	163	1- 0	319	306	207	207	32	32	
DIV. I NON-CONF.	2- 9	297	0- 0	226	65	259	259	32	32	
TOTALS	RPI 1-25	RPI 26-50	W-L RECORDS	RPI 51-100	RPI 101-150	RPI 150+				
14- 13	0- 2	0- 1	OVERALL	0- 1	0- 1	14- 8				
6- 3	0- 0	0- 1	HOME	0- 0	0- 0	6- 2				
8- 10	0- 2	0- 0	AWAY	0- 1	0- 1	8- 6				
0- 0	0- 0	0- 0	NEUTRAL	0- 0	0- 0	0- 0				
2- 9	0- 2	0- 1	NON-CONFERENCE	0- 1	0- 1	2- 4				
0- 1	0- 0	0- 1	HOME	0- 0	0- 0	0- 0				
2- 8	0- 2	0- 0	AWAY	0- 1	0- 1	2- 4				
0- 0	0- 0	0- 0	NEUTRAL	0- 0	0- 0	0- 0				
12- 4	0- 0	0- 0	CONFERENCE	0- 0	0- 0	12- 4				
6- 2	0- 0	0- 0	HOME	0- 0	0- 0	6- 2				
6- 2	0- 0	0- 0	AWAY	0- 0	0- 0	6- 2				
0- 0	0- 0	0- 0	NEUTRAL	0- 0	0- 0	0- 0				

RPI 1-25				RPI 26-50				RPI 51-100				RPI 101+ Team's RPI: 207			
RPI	S	Opponent	Score	RPI	S	Opponent	Score	RPI	S	Opponent	Score	RPI	S	Opponent	Score
10	A	Syracuse	51 96	36	H	Buffalo	63 69	71	A	Georgetown	55 74	146	A	Wake Forest	67 78
18	A	Miami (FL)	53 71									194	A	East Carolina	69 84
												195	A	N.C. A&T	58 70
												195	H	N.C. A&T	49 51
												221	A	Howard	80 73
												221	H	Howard	80 72
												222	A	George Mason	49 70
												223	A	Bethune-Cookman	64 52
												244	A	Mt. St. Mary's	86 73
												271	A	Richmond	55 57
												279	A	Norfolk St.	59 43
												300	H	South Carolina St.	63 43
												305	A	Morgan St.	73 68
												305	H	Morgan St.	53 57
												306	A	UMBC	73 67
												319	H	Coppin St.	74 54
												335	A	N.C. Central	69 61
												335	H	N.C. Central	59 49
												337	A	Delaware St.	62 65
												337	H	Delaware St.	69 58
												339	A	Longwood	71 83
												345	H	Savannah St.	78 46
												346	A	Florida A&M	68 36
LAST 12 Division I GAMES:															
337	H	Delaware St.	69 58	345	H	Savannah St.	78 46								
305	H	Morgan St.	53 57	300	H	South Carolina St.	63 43								
337	A	Delaware St.	62 65	221	A	Howard	80 73								
319	H	Coppin St.	74 54	279	A	Norfolk St.	59 43								
195	A	N.C. A&T	58 70	223	A	Bethune-Cookman	64 52								
335	A	N.C. Central	69 61	346	A	Florida A&M	68 36								

Non-Div I Games: Regent 72 16 Cheyney 88 39

UMES

Loss, Non-Conf, S Site, H Home A Away N Neutral

Average RPI Win:	290	WON-LOST	WINNING	LAST 10	STRENGTH OF	OPP. STRENGTH	TEAM	ADJ.	CONF.	ADJ CONF.
Average RPI Loss:	173	RECORD	PCT. RANK	GAMES	SCHEDULE	OF SCHEDULE	RPI	RPI	RPI	RPI
DIV. I ONLY	12- 14	201	0- 1	274	318	234	234	30	30	
DIV. I NON-CONF.	4- 7	228	0- 0	159	225	203	203	30	30	
TOTALS	RPI 1-25	RPI 26-50	W-L RECORDS	RPI 51-100	RPI 101-150	RPI 150+				
12- 14	0- 0	0- 2	OVERALL	0- 0	0- 3	12- 9				
5- 6	0- 0	0- 0	HOME	0- 0	0- 1	5- 5				
7- 8	0- 0	0- 2	AWAY	0- 0	0- 2	7- 4				
0- 0	0- 0	0- 0	NEUTRAL	0- 0	0- 0	0- 0				
4- 7	0- 0	0- 2	NON-CONFERENCE	0- 0	0- 1	4- 4				
2- 2	0- 0	0- 0	HOME	0- 0	0- 0	2- 2				
2- 5	0- 0	0- 2	AWAY	0- 0	0- 1	2- 2				
0- 0	0- 0	0- 0	NEUTRAL	0- 0	0- 0	0- 0				
8- 7	0- 0	0- 0	CONFERENCE	0- 0	0- 2	8- 5				
3- 4	0- 0	0- 0	HOME	0- 0	0- 1	3- 3				
5- 3	0- 0	0- 0	AWAY	0- 0	0- 1	5- 2				
0- 0	0- 0	0- 0	NEUTRAL	0- 0	0- 0	0- 0				










































































RPI 1-25			RPI 26-50			RPI 51-100			RPI 101+ Team's RPI: 234		
RPI	S	Opponent	Score	RPI	S	Opponent	Score	RPI	S	Opponent	Score
				27	A	Missouri	59 66	142	A	New Mexico St.	61 68
				33	A	Kansas St.	50 61	142	H	New Mexico St.	86 90
								147	A	Kansas	55 67
								153	A	Denver	75 92
								156	H	Illinois St.	55 62
								165	A	Oral Roberts	64 75
								169	H	Louisiana Tech	80 70
								216	A	California Baptist	78 74
								216	H	California Baptist	92 95
								222	H	George Mason	84 91
								226	A	UTRGV	64 67
								226	H	UTRGV	56 75
								238	H	SIUE	80 75
								246	A	Loyola Chicago	88 74
								282	A	CSU Bakersfield	71 85
								282	H	CSU Bakersfield	57 67
								289	A	Utah Valley	68 64
								289	H	Utah Valley	97 64
								326	A	North Dakota St.	69 59
								334	A	Grand Canyon	65 56
								334	H	Grand Canyon	73 45
								343	A	Seattle U	86 62
								343	H	Seattle U	83 66
								349	A	Chicago St.	111 58
LAST 12 Division I GAMES:											
				226	A	UTRGV	64 67				
				142	A	New Mexico St.	61 68				
				289	H	Utah Valley	97 64				
				343	H	Seattle U	83 66				
				282	A	CSU Bakersfield	71 85				
				334	A	Grand Canyon	65 56				
				216	H	California Baptist	92 95				
				226	H	UTRGV	56 75				
				142	H	New Mexico St.	86 90				
				343	A	Seattle U	86 62				
				289	A	Utah Valley	68 64				
				334	H	Grand Canyon	73 45				

Non-Div I Games: Peru St. 98 62 Mo.-St. Louis 92 63

UMKC


Loss, Non-Conf, S Site, H Home A Away N Neutral

Average RPI Win:	298	WON-LOST	WINNING	LAST 10	STRENGTH OF	OPP. STRENGTH	TEAM	ADJ.	CONF.	ADJ CONF.
Average RPI Loss:	193	RECORD	PCT. RANK	GAMES	SCHEDULE	OF SCHEDULE	RPI	RPI	RPI	RPI
DIV. I ONLY	6- 22	313	0- 1	289	298	323	323	23	23	
DIV. I NON-CONF.	3- 9	271	0- 0	289	337	301	301	24	24	
TOTALS	RPI 1-25	RPI 26-50	W-L RECORDS	RPI 51-100	RPI 101-150	RPI 150+				
6- 22	0- 0	0- 0	OVERALL	0- 3	0- 6	6- 13				
3- 9	0- 0	0- 0	HOME	0- 1	0- 3	3- 5				
3- 13	0- 0	0- 0	AWAY	0- 2	0- 3	3- 8				
0- 0	0- 0	0- 0	NEUTRAL	0- 0	0- 0	0- 0				
3- 9	0- 0	0- 0	NON-CONFERENCE	0- 1	0- 2	3- 6				
1- 3	0- 0	0- 0	HOME	0- 0	0- 1	1- 2				
2- 6	0- 0	0- 0	AWAY	0- 1	0- 1	2- 4				
0- 0	0- 0	0- 0	NEUTRAL	0- 0	0- 0	0- 0				
3- 13	0- 0	0- 0	CONFERENCE	0- 2	0- 4	3- 7				
2- 6	0- 0	0- 0	HOME	0- 1	0- 2	2- 3				
1- 7	0- 0	0- 0	AWAY	0- 1	0- 2	1- 4				
0- 0	0- 0	0- 0	NEUTRAL	0- 0	0- 0	0- 0				

RPI 1-25			RPI 26-50			RPI 51-100			RPI 101+			Team's RPI: 323
RPI	S	Opponent	Score	RPI	S	Opponent	Score	RPI	S	Opponent	Score	
						59  Maine	45  79	109  Hartford		45  69		
						59  Maine	41  60	109  Hartford		44  66		
						60  Butler	36  89	119  Providence		47  71		
								126  Seton Hall		57  90		
								137  Stony Brook		56  76		
								137  Stony Brook		47  64		
								189  Holy Cross		54  63		
								196  Dartmouth		54  70		
								203  Massachusetts		62 59		
								206  Cornell		54  63		
								242  Albany (NY)		56  63		
								242  Albany (NY)		53  56		
								248  Colgate		52  61		
								254  Binghamton		53  58		
								254  Binghamton		50  70		
								275  Vermont		42  52		
								275  Vermont		54 51		
								294  Bryant		57  58		
								305  Morgan St.		49  61		
								306  UMBC		67 55		
								306  UMBC		62 41		
								312  New Hampshire		46  54		
								312  New Hampshire		53  56		
								347  Saint Peter's		59 57		
								350  LIU Brooklyn		69 64		
LAST 12 Division I GAMES:												
						59  Maine	41  60	312  New Hampshire		46  54		
						109  Hartford	45  69	275  Vermont		42  52		
						254  Binghamton	53  58	59  Maine		45  79		
						306  UMBC	62 41	254  Binghamton		50  70		
						242  Albany (NY)	53  56	109  Hartford		44  66		
						137  Stony Brook	47  64	242  Albany (NY)		56  63		

Non-Div I Games: Fisher 79 45

UMass Lowell

 Loss,
  Non-Conf,
  S Site,
  H Home
  A Away
 N Neutral

UNC Asheville

Through Games Of March 8, 2019

Average RPI Win:	282	WON-LOST	WINNING	LAST 10	STRENGTH OF	OPP. STRENGTH	TEAM	ADJ.	CONF.	ADJ CONF.
Average RPI Loss:	149	RECORD	PCT. RANK	GAMES	SCHEDULE	OF SCHEDULE	RPI	RPI	RPI	RPI
DIV. I ONLY	15- 13	151	0- 1	242	309	183	183	28	28	
DIV. I NON-CONF.	4- 6	212	0- 0	121	274	191	191	29	29	
TOTALS	RPI 1-25	RPI 26-50	W-L RECORDS	RPI 51-100	RPI 101-150	RPI 150+				
15- 13	0- 0	0- 0	OVERALL	0- 4	1- 4	14- 5				
11- 2	0- 0	0- 0	HOME	0- 1	1- 0	10- 1				
4- 11	0- 0	0- 0	AWAY	0- 3	0- 4	4- 4				
0- 0	0- 0	0- 0	NEUTRAL	0- 0	0- 0	0- 0				
4- 6	0- 0	0- 0	NON-CONFERENCE	0- 2	0- 3	4- 1				
4- 0	0- 0	0- 0	HOME	0- 0	0- 0	4- 0				
0- 6	0- 0	0- 0	AWAY	0- 2	0- 3	0- 1				
0- 0	0- 0	0- 0	NEUTRAL	0- 0	0- 0	0- 0				
11- 7	0- 0	0- 0	CONFERENCE	0- 2	1- 1	10- 4				
7- 2	0- 0	0- 0	HOME	0- 1	1- 0	6- 1				
4- 5	0- 0	0- 0	AWAY	0- 1	0- 1	4- 3				
0- 0	0- 0	0- 0	NEUTRAL	0- 0	0- 0	0- 0				

RPI 1-25			RPI 26-50			RPI 51-100			RPI 101+ Team's RPI: 183		
RPI	S	Opponent	Score	RPI	S	Opponent	Score	RPI	S	Opponent	Score
						58 A Tennessee	46 73	107 A Charlotte		53 70	
						66 A Middle Tenn.	46 67	113 A High Point		81 82	
						86 A Radford	46 60	113 H High Point		67 56	
						86 H Radford	44 45	140 A Mercer		47 61	
								148 A Tennessee Tech		53 60	
								154 H Davidson		69 56	
								191 A Furman		47 58	
								199 H Hampton		58 61	
								205 A Campbell		48 49	
								205 H Campbell		60 52	
								243 H ETSU		56 55	
								247 A Gardner-Webb		59 69	
								259 H Wofford		60 46	
								292 A Charleston So.		59 70	
								292 H Charleston So.		62 45	
								299 A Winthrop		55 43	
								299 H Winthrop		70 36	
								331 A Presbyterian		52 43	
								331 H Presbyterian		51 45	
								339 A Longwood		68 57	
								339 H Longwood		80 55	
								341 A USC Upstate		93 86	
								341 H USC Upstate		56 53	
								342 H Western Caro.		74 49	
LAST 12 Division I GAMES:											
113 A		High Point	81 82	331 H		Presbyterian	51 45				
292 H		Charleston So.	62 45	205 A		Campbell	48 49				
86 H		Radford	44 45	292 A		Charleston So.	59 70				
341 H		USC Upstate	56 53	299 H		Winthrop	70 36				
339 A		Longwood	68 57	331 A		Presbyterian	52 43				
299 A		Winthrop	55 43	339 H		Longwood	80 55				

Non-Div I Games: Warren Wilson 92 31

UNC Asheville

Loss, Non-Conf, S Site, H Home A Away N Neutral

Through Games Of March 8, 2019

[illegible]

Non-Div I Games:	Pfeiffer	92	23	UNC Pembroke	72	32	Lees-McRae	92	36	Young Harris	62	29	UNC Greensboro
------------------	----------	----	----	--------------	----	----	------------	----	----	--------------	----	----	----------------

■ Loss, ■ Non-Conf, S Site, H Home A Away N Neutral

Average RPI Win:	225	WON-LOST	WINNING	LAST 10	STRENGTH OF	OPP. STRENGTH	TEAM	ADJ.	CONF.	ADJ CONF.
Average RPI Loss:	88	RECORD	PCT. RANK	GAMES	SCHEDULE	OF SCHEDULE	RPI	RPI	RPI	RPI
DIV. I ONLY	16- 11	121	1- 0	172	121	117	117	10	10	
DIV. I NON-CONF.	5- 4	139	0- 0	284	234	166	166	10	10	
TOTALS	RPI 1-25	RPI 26-50	W-L RECORDS	RPI 51-100	RPI 101-150	RPI 150+				
16- 11	0- 0	1- 3	OVERALL	0- 3	3- 4	12- 1				
11- 1	0- 0	1- 0	HOME	0- 1	3- 0	7- 0				
5- 10	0- 0	0- 3	AWAY	0- 2	0- 4	5- 1				
0- 0	0- 0	0- 0	NEUTRAL	0- 0	0- 0	0- 0				
5- 4	0- 0	0- 2	NON-CONFERENCE	0- 1	0- 1	5- 0				
3- 0	0- 0	0- 0	HOME	0- 0	0- 0	3- 0				
2- 4	0- 0	0- 2	AWAY	0- 1	0- 1	2- 0				
0- 0	0- 0	0- 0	NEUTRAL	0- 0	0- 0	0- 0				
11- 7	0- 0	1- 1	CONFERENCE	0- 2	3- 3	7- 1				
8- 1	0- 0	1- 0	HOME	0- 1	3- 0	4- 0				
3- 6	0- 0	0- 1	AWAY	0- 1	0- 3	3- 1				
0- 0	0- 0	0- 0	NEUTRAL	0- 0	0- 0	0- 0				

RPI	S	Opponent	Score	RPI	S	Opponent	Score	RPI	S	Opponent	Score	RPI	S	Opponent	Score	Team's RPI: 117
26	A	James Madison	51 58	70	A	Drexel	55 67	101	A	Northeastern	54 83					
26	H	James Madison	66 63	70	H	Drexel	53 65	101	H	Northeastern	83 70					
31	A	Ohio	72 95	93	A	VCU	47 58	120	A	Towson	61 82					
38	A	North Carolina	55 82					120	H	Towson	77 73					
								124	A	Pittsburgh	56 60					
								131	A	Delaware	53 65					
								131	H	Delaware	72 64					
								159	A	William & Mary	64 70					
								159	H	William & Mary	66 58					
								194	A	East Carolina	71 68					
								219	A	Elon	75 70					
								219	H	Elon	76 51					
								245	A	Hofstra	61 51					
								245	H	Hofstra	89 54					
								297	A	Col. of Charleston	66 62					
								297	H	Col. of Charleston	71 49					
								331	H	Presbyterian	63 48					
								334	H	Grand Canyon	77 55					
								335	A	N.C. Central	89 82					
								339	H	Longwood	35 33					
LAST 12 Division I GAMES:																
297	A	Col. of Charleston	66 62	120	A	Towson	61 82									
245	A	Hofstra	61 51	159	H	William & Mary	66 58									
101	A	Northeastern	54 83	219	H	Elon	76 51									
131	H	Delaware	72 64	101	H	Northeastern	83 70									
70	H	Drexel	53 65	245	H	Hofstra	89 54									
26	A	James Madison	51 58	70	A	Drexel	55 67									

Non-Div I Games: Fayetteville St. 72 54 Belmont Abbey 74 58

UNCW

Loss, Non-Conf, S Site, H Home A Away N Neutral

Average RPI Win:	223	WON-LOST	WINNING	LAST 10	STRENGTH OF	OPP. STRENGTH	TEAM	ADJ.	CONF.	ADJ CONF.
Average RPI Loss:	55	RECORD	PCT. RANK	GAMES	SCHEDULE	OF SCHEDULE	RPI	RPI	RPI	RPI
DIV. I ONLY	18- 10	97	0- 1	98	132	78	78	13	13	
DIV. I NON-CONF.	6- 5	143	0- 1	63	50	71	71	15	15	
TOTALS	RPI 1-25	RPI 26-50	W-L RECORDS	RPI 51-100	RPI 101-150	RPI 150+				
18- 10	0- 4	0- 2	OVERALL	1- 2	4- 1	13- 1				
10- 2	0- 1	0- 0	HOME	1- 1	2- 0	7- 0				
8- 7	0- 3	0- 1	AWAY	0- 1	2- 1	6- 1				
0- 1	0- 0	0- 1	NEUTRAL	0- 0	0- 0	0- 0				
6- 5	0- 2	0- 2	NON-CONFERENCE	1- 0	2- 1	3- 0				
4- 0	0- 0	0- 0	HOME	1- 0	1- 0	2- 0				
2- 4	0- 2	0- 1	AWAY	0- 0	1- 1	1- 0				
0- 1	0- 0	0- 1	NEUTRAL	0- 0	0- 0	0- 0				
12- 5	0- 2	0- 0	CONFERENCE	0- 2	2- 0	10- 1				
6- 2	0- 1	0- 0	HOME	0- 1	1- 0	5- 0				
6- 3	0- 1	0- 0	AWAY	0- 1	1- 0	5- 1				
0- 0	0- 0	0- 0	NEUTRAL	0- 0	0- 0	0- 0				

RPI S	Opponent	Score	RPI S	Opponent	Score	RPI S	Opponent	Score	Team's RPI: 78	RPI S	Opponent	Score
9	A Iowa	57 83	33	A Kansas St.	62 72	68	A Missouri St.	48 58		125	A Northern Ill.	59 70
12	A Marquette	61 102	49	N Boise St.	60 61	68	H Missouri St.	58 63		130	A IUPUI	53 40
17	A Drake	61 76				99	H Creighton	65 55		131	H Delaware	79 67
17	H Drake	64 88								150	A Southern Ill.	76 67
										150	H Southern Ill.	65 53
										155	A Bradley	81 78
										155	H Bradley	61 57
										156	A Illinois St.	64 66
										225	A Indiana St.	71 51
										225	H Indiana St.	71 63
										241	H North Dakota	64 60
										246	A Loyola Chicago	71 65
										246	H Loyola Chicago	64 52
										272	A Long Beach St.	71 64
										311	A Valparaiso	64 56
										311	H Valparaiso	71 52
										317	H Omaha	79 50
										328	A Evansville	74 46
										328	H Evansville	95 46
LAST 12 Division I GAMES:												
125	A Northern Ill.	59 70	225	H Indiana St.	71 63							
12	A Marquette	61 102	17	A Drake	61 76							
155	H Bradley	61 57	311	A Valparaiso	64 56							
150	A Southern Ill.	76 67	246	A Loyola Chicago	71 65							
68	A Missouri St.	48 58	68	H Missouri St.	58 63							
328	H Evansville	95 46	150	H Southern Ill.	65 53							

Non-Div I Games: Minnesota St. 73 56

UNI

Loss, Non-Conf, S Site, H Home A Away N Neutral

Average RPI Win:	240	WON-LOST	WINNING	LAST 10	STRENGTH OF	OPP. STRENGTH	TEAM	ADJ.	CONF.	ADJ CONF.
Average RPI Loss:	119	RECORD	PCT. RANK	GAMES	SCHEDULE	OF SCHEDULE	RPI	RPI	RPI	RPI
DIV. I ONLY	12- 17	222	0- 1	121	151	198	198	15	15	
DIV. I NON-CONF.	2- 9	297	0- 1	77	186	276	276	13	13	
TOTALS	RPI 1-25	RPI 26-50	W-L RECORDS	RPI 51-100	RPI 101-150	RPI 150+				
12- 17	0- 1	1- 3	OVERALL	0- 6	0- 2	11- 5				
9- 7	0- 1	1- 1	HOME	0- 4	0- 0	8- 1				
3- 10	0- 0	0- 2	AWAY	0- 2	0- 2	3- 4				
0- 0	0- 0	0- 0	NEUTRAL	0- 0	0- 0	0- 0				
2- 9	0- 1	0- 0	NON-CONFERENCE	0- 4	0- 1	2- 3				
2- 5	0- 1	0- 0	HOME	0- 3	0- 0	2- 1				
0- 4	0- 0	0- 0	AWAY	0- 1	0- 1	0- 2				
0- 0	0- 0	0- 0	NEUTRAL	0- 0	0- 0	0- 0				
10- 8	0- 0	1- 3	CONFERENCE	0- 2	0- 1	9- 2				
7- 2	0- 0	1- 1	HOME	0- 1	0- 0	6- 0				
3- 6	0- 0	0- 2	AWAY	0- 1	0- 1	3- 2				
0- 0	0- 0	0- 0	NEUTRAL	0- 0	0- 0	0- 0				

RPI	S	Opponent	Score	RPI	S	Opponent	Score	RPI	S	Opponent	Score	RPI	S	Opponent	Score	Team's RPI: 198
13	H	Gonzaga	59 70	42	A	New Mexico	77 80	52	H	Southern California	72 86	123	A	Fresno St.	55 73	
				42	H	New Mexico	66 57	61	A	Wyoming	62 90	136	A	Portland St.	49 58	
				49	A	Boise St.	38 53	61	H	Wyoming	49 64	179	H	Utah St.	77 56	
				49	H	Boise St.	57 64	66	H	Middle Tenn.	62 66	181	A	UC Irvine	55 57	
								74	H	Wright St.	52 68	214	H	Florida	56 53	
								80	A	Duke	38 66	215	H	Hawaii	61 66	
												229	A	San Diego St.	62 49	
												229	H	San Diego St.	71 57	
												252	A	Nevada	62 70	
												252	H	Nevada	67 58	
												273	A	Colorado St.	49 52	
												273	H	Colorado St.	60 45	
												291	A	Air Force	62 47	
												291	H	Air Force	66 56	
												293	A	San Jose St.	53 43	
												293	H	San Jose St.	74 70	
												295	H	UC Santa Barbara	69 51	
												300	A	South Carolina St.	49 58	
LAST 12 Division I GAMES:																
300	A	South Carolina St.	49 58	229	A	San Diego St.	62 49	61	H	Wyoming	49 64					
214	H	Florida	56 53	293	H	San Jose St.	74 70	291	A	Air Force	62 47					
66	H	Middle Tenn.	62 66	123	A	Fresno St.	55 73	49	H	Boise St.	57 64					
273	H	Colorado St.	60 45													
49	A	Boise St.	38 53													
252	H	Nevada	67 58													

Non-Div I Games:

UNLV

■ Loss,
■ Non-Conf, S Site,
■ Home
■ Away
N Neutral

USC Upstate

Through Games Of March 8, 2019

Average RPI Win:	318	WON-LOST	WINNING	LAST 10	STRENGTH OF	OPP. STRENGTH	TEAM	ADJ.	CONF.	ADJ CONF.
Average RPI Loss:	219	RECORD	PCT. RANK	GAMES	SCHEDULE	OF SCHEDULE	RPI	RPI	RPI	RPI
DIV. I ONLY	4- 21	334	0- 1	328	319	341	341	28	28	
DIV. I NON-CONF.	1- 7	319	0- 0	317	334	335	335	29	29	
TOTALS	RPI 1-25	RPI 26-50	W-L RECORDS	RPI 51-100	RPI 101-150	RPI 150+				
4- 21	0- 0	0- 0	OVERALL	0- 4	0- 1	4- 16				
2- 6	0- 0	0- 0	HOME	0- 1	0- 1	2- 4				
2- 15	0- 0	0- 0	AWAY	0- 3	0- 0	2- 12				
0- 0	0- 0	0- 0	NEUTRAL	0- 0	0- 0	0- 0				
1- 7	0- 0	0- 0	NON-CONFERENCE	0- 2	0- 0	1- 5				
0- 0	0- 0	0- 0	HOME	0- 0	0- 0	0- 0				
1- 7	0- 0	0- 0	AWAY	0- 2	0- 0	1- 5				
0- 0	0- 0	0- 0	NEUTRAL	0- 0	0- 0	0- 0				
3- 14	0- 0	0- 0	CONFERENCE	0- 2	0- 1	3- 11				
2- 6	0- 0	0- 0	HOME	0- 1	0- 1	2- 4				
1- 8	0- 0	0- 0	AWAY	0- 1	0- 0	1- 7				
0- 0	0- 0	0- 0	NEUTRAL	0- 0	0- 0	0- 0				

RPI 1-25			RPI 26-50			RPI 51-100				RPI 101+				Team's RPI: 341	
RPI	S	Opponent	Score	RPI	S	Opponent	Score	RPI	S	Opponent	Score	RPI	S	Opponent	Score
								65	A	Virginia Tech	45 96	113	H	High Point	61 87
								86	A	Radford	43 55	183	A	UNC Asheville	53 56
								86	H	Radford	41 82	183	H	UNC Asheville	86 93
								91	A	Nebraska	64 87	191	A	Furman	67 78
												194	A	East Carolina	53 63
												199	A	Hampton	43 67
												205	A	Campbell	41 61
												205	H	Campbell	49 59
												247	A	Gardner-Webb	72 92
												292	A	Charleston So.	62 74
												292	H	Charleston So.	75 78
												299	A	Winthrop	76 50
												299	H	Winthrop	58 49
												300	A	South Carolina St.	66 71
												317	A	Omaha	69 96
												331	A	Presbyterian	54 70
												331	H	Presbyterian	58 66
												335	A	N.C. Central	82 63
												339	A	Longwood	58 80
												339	H	Longwood	72 67
												342	A	Western Caro.	64 68
LAST 12 Division I GAMES:															
				205	H	Campbell	49 59					292	A	Charleston So.	62 74
				86	A	Radford	43 55					205	A	Campbell	41 61
				299	H	Winthrop	58 49					86	H	Radford	41 82
				183	A	UNC Asheville	53 56					199	A	Hampton	43 67
				331	H	Presbyterian	58 66					339	H	Longwood	72 67
				339	A	Longwood	58 80					247	A	Gardner-Webb	72 92

Non-Div I Games: Brevard 71 53 Converse 69 51 UNKNOWN 101 53

USC Upstate

Loss, Non-Conf, S Site, H Home A Away N Neutral

Average RPI Win:	203	WON-LOST	WINNING	LAST 10	STRENGTH OF	OPP. STRENGTH	TEAM	ADJ.	CONF.	ADJ CONF.
Average RPI Loss:	88	RECORD	PCT. RANK	GAMES	SCHEDULE	OF SCHEDULE	RPI	RPI	RPI	RPI
DIV. I ONLY	22- 6	34	1- 0	201	124	79	79	12	12	
DIV. I NON-CONF.	8- 3	72	0- 0	271	146	128	128	14	14	
TOTALS	RPI 1-25	RPI 26-50	W-L RECORDS	RPI 51-100	RPI 101-150	RPI 150+				
22- 6	0- 0	0- 0	OVERALL	2- 4	4- 2	16- 0				
11- 3	0- 0	0- 0	HOME	1- 3	3- 0	7- 0				
11- 3	0- 0	0- 0	AWAY	1- 1	1- 2	9- 0				
0- 0	0- 0	0- 0	NEUTRAL	0- 0	0- 0	0- 0				
8- 3	0- 0	0- 0	NON-CONFERENCE	1- 2	0- 1	7- 0				
3- 2	0- 0	0- 0	HOME	0- 2	0- 0	3- 0				
5- 1	0- 0	0- 0	AWAY	1- 0	0- 1	4- 0				
0- 0	0- 0	0- 0	NEUTRAL	0- 0	0- 0	0- 0				
14- 3	0- 0	0- 0	CONFERENCE	1- 2	4- 1	9- 0				
8- 1	0- 0	0- 0	HOME	1- 1	3- 0	4- 0				
6- 2	0- 0	0- 0	AWAY	0- 1	1- 1	5- 0				
0- 0	0- 0	0- 0	NEUTRAL	0- 0	0- 0	0- 0				

RPI 1-25				RPI 26-50				RPI 51-100				Team's RPI: 79		RPI 101+			
RPI	S	Opponent	Score	RPI	S	Opponent	Score	RPI	S	Opponent	Score		RPI	S	Opponent	Score	
								52	H	Southern California	61	73	103	H	South Alabama	72 51	
								67	A	Little Rock	65	68	123	A	Fresno St.	61 70	
								67	H	Little Rock	61	62	135	A	Georgia St.	48 50	
								81	H	Arkansas	65	66	135	H	Georgia St.	69 45	
								89	H	Troy	88	65	149	A	Appalachian St.	72 65	
								100	A	Houston	65	61	149	H	Appalachian St.	99 94	
													162	H	Texas St.	68 53	
													165	A	Oral Roberts	80 62	
													175	A	Coastal Caro.	67 64	
													175	H	Coastal Caro.	79 53	
													190	A	Arkansas St.	100 73	
													190	H	Arkansas St.	67 62	
													210	H	Grambling	78 54	
													227	A	SMU	66 41	
													250	A	San Francisco	80 73	
													258	H	Jackson St.	99 63	
													265	A	Louisiana	76 61	
													285	A	Ga. Southern	74 53	
													285	H	Ga. Southern	81 48	
													301	A	La.-Monroe	60 56	
													303	H	UTSA	53 48	
													310	A	Incarnate Word	97 49	
LAST 12 Division I GAMES:																	
				89	H	Troy	88 65						175	A	Coastal Caro.	67 64	
				103	H	South Alabama	72 51						162	H	Texas St.	68 53	
				301	A	La.-Monroe	60 56						265	A	Louisiana	76 61	
				190	H	Arkansas St.	67 62						135	H	Georgia St.	69 45	
				67	H	Little Rock	61 62						285	H	Ga. Southern	81 48	
				149	A	Appalachian St.	72 65						67	A	Little Rock	65 68	

Non-Div I Games:

UT Arlington

■ Loss,
 ■ Non-Conf,
 ■ S Site,
 ■ H Home
 ■ A Away
 N Neutral

Average RPI Win:	242	WON-LOST	WINNING	LAST 10	STRENGTH OF	OPP. STRENGTH	TEAM	ADJ.	CONF.	ADJ CONF.
Average RPI Loss:	143	RECORD	PCT. RANK	GAMES	SCHEDULE	OF SCHEDULE	RPI	RPI	RPI	RPI
DIV. I ONLY	21- 8	57	2- 0	267	230	111	111	22	22	
DIV. I NON-CONF.	6- 3	91	0- 0	255	96	105	105	23	23	
TOTALS	RPI 1-25	RPI 26-50	W-L RECORDS	RPI 51-100	RPI 101-150	RPI 150+				
21- 8	0- 1	0- 0	OVERALL	1- 1	2- 4	18- 2				
12- 1	0- 0	0- 0	HOME	1- 0	1- 1	10- 0				
7- 7	0- 1	0- 0	AWAY	0- 1	0- 3	7- 2				
2- 0	0- 0	0- 0	NEUTRAL	0- 0	1- 0	1- 0				
6- 3	0- 1	0- 0	NON-CONFERENCE	0- 0	1- 2	5- 0				
4- 0	0- 0	0- 0	HOME	0- 0	1- 0	3- 0				
2- 3	0- 1	0- 0	AWAY	0- 0	0- 2	2- 0				
0- 0	0- 0	0- 0	NEUTRAL	0- 0	0- 0	0- 0				
15- 5	0- 0	0- 0	CONFERENCE	1- 1	1- 2	13- 2				
8- 1	0- 0	0- 0	HOME	1- 0	0- 1	7- 0				
5- 4	0- 0	0- 0	AWAY	0- 1	0- 1	5- 2				
2- 0	0- 0	0- 0	NEUTRAL	0- 0	1- 0	1- 0				

RPI 1-25				RPI 26-50				RPI 51-100				RPI 101+ Team's RPI: 111			
RPI	S	Opponent	Score	RPI	S	Opponent	Score	RPI	S	Opponent	Score	RPI	S	Opponent	Score
3	A	Louisville	62 102					54	A	Belmont	86 100	116	A	Northwestern	64 90
								54	H	Belmont	71 68	130	A	IUPUI	72 73
												132	A	Morehead St.	75 85
												132	N	Morehead St.	68 58
												148	H	Tennessee Tech	76 80
												150	H	Southern Ill.	95 94
												170	A	Chattanooga	81 79
												190	H	Arkansas St.	97 91
												213	H	Jacksonville St.	77 72
												238	A	SIUE	75 48
												238	H	SIUE	68 55
												239	A	Southeast Mo. St.	80 73
												239	H	Southeast Mo. St.	61 50
												261	A	Murray St.	73 76
												261	H	Murray St.	75 67
												261	N	Murray St.	77 56
												262	A	Austin Peay	59 58
												262	H	Austin Peay	74 65
												290	H	Samford	89 68
												296	A	Eastern Ill.	71 77
												296	H	Eastern Ill.	90 66
												304	A	Tennessee St.	73 61
												304	H	Tennessee St.	83 60
												327	H	Mississippi Val.	110 51
												329	A	Lipscomb	62 53
												332	A	Eastern Ky.	87 61
LAST 12 Division I GAMES:															
				261	N	Murray St.	77 56					238	A	SIUE	75 48
				132	N	Morehead St.	68 58					239	H	Southeast Mo. St.	61 50
				304	H	Tennessee St.	83 60					148	H	Tennessee Tech	76 80
				54	H	Belmont	71 68					213	H	Jacksonville St.	77 72
				262	A	Austin Peay	59 58					54	A	Belmont	86 100
				261	A	Murray St.	73 76					304	A	Tennessee St.	73 61

Non-Div I Games: Ala.-Huntsville 100 69 Christian Bros. 108 82

UT Martin

■ Loss,
 ■ Non-Conf, S Site,
 ■ Home
 ■ Away
 N Neutral

Average RPI Win:	285	WON-LOST	WINNING	LAST 10	STRENGTH OF	OPP. STRENGTH	TEAM	ADJ.	CONF.	ADJ CONF.
Average RPI Loss:	138	RECORD	PCT. RANK	GAMES	SCHEDULE	OF SCHEDULE	RPI	RPI	RPI	RPI
DIV. I ONLY	8- 21	287	1- 0	151	213	269	269	14	14	
DIV. I NON-CONF.	3- 10	278	0- 0	183	299	294	294	17	17	
TOTALS	RPI 1-25	RPI 26-50	W-L RECORDS	RPI 51-100	RPI 101-150	RPI 150+				
8- 21	0- 0	0- 2	OVERALL	0- 3	0- 7	8- 9				
4- 11	0- 0	0- 0	HOME	0- 1	0- 5	4- 5				
3- 9	0- 0	0- 2	AWAY	0- 2	0- 2	3- 3				
1- 1	0- 0	0- 0	NEUTRAL	0- 0	0- 0	1- 1				
3- 10	0- 0	0- 1	NON-CONFERENCE	0- 1	0- 3	3- 5				
2- 5	0- 0	0- 0	HOME	0- 0	0- 3	2- 2				
0- 4	0- 0	0- 1	AWAY	0- 1	0- 0	0- 2				
1- 1	0- 0	0- 0	NEUTRAL	0- 0	0- 0	1- 1				
5- 11	0- 0	0- 1	CONFERENCE	0- 2	0- 4	5- 4				
2- 6	0- 0	0- 0	HOME	0- 1	0- 2	2- 3				
3- 5	0- 0	0- 1	AWAY	0- 1	0- 2	3- 1				
0- 0	0- 0	0- 0	NEUTRAL	0- 0	0- 0	0- 0				

RPI S	Opponent	Score	RPI S	Opponent	Score	RPI S	Opponent	Score	RPI S	Opponent	Score	Team's RPI: 269
34	A Rice	42 76	42	A New Mexico	51 69	66	H Middle Tenn.	49 79	102	A UAB	45 68	
						87	A Arizona	40 62	102	H UAB	48 74	
						96	A Old Dominion	59 78	105	H Western Ky.	61 64	
									107	A Charlotte	39 62	
									136	H Portland St.	61 89	
									141	H Abilene Christian	69 70	
									142	H New Mexico St.	65 69	
									151	N Akron	57 64	
									160	H Nicholls St.	56 58	
									161	A Tulsa	45 66	
									169	H Louisiana Tech	64 74	
									184	H Southern Miss.	63 64	
									190	H Arkansas St.	66 67	
									192	A North Texas	51 70	
									192	H North Texas	59 51	
									201	H Marshall	60 63	
									230	N Western Ill.	84 72	
									282	H CSU Bakersfield	53 47	
									303	A UTSA	73 60	
									303	H UTSA	77 73	
									307	A Fla. Atlantic	70 44	
									314	A FIU	60 55	
									321	A Weber St.	63 68	
									351	H Alcorn	77 51	
LAST 12 Division I GAMES:												
192	H North Texas	59 51	307	A Fla. Atlantic	70 44							
102	A UAB	45 68	105	H Western Ky.	61 64							
303	H UTSA	77 73	201	H Marshall	60 63							
184	H Southern Miss.	63 64	107	A Charlotte	39 62							
169	H Louisiana Tech	64 74	96	A Old Dominion	59 78							
314	A FIU	60 55	66	H Middle Tenn.	49 79							

Non-Div I Games:

UTEP

■ Loss,
 ■ Non-Conf,
 ■ S Site,
 ■ H Home
 ■ A Away
 N Neutral

Average RPI Win: 286	WON-LOST	WINNING	LAST 10	STRENGTH OF	OPP. STRENGTH	TEAM	ADJ.	CONF.	ADJ CONF.
Average RPI Loss: 183	RECORD	PCT. RANK	GAMES	SCHEDULE	OF SCHEDULE	RPI	RPI	RPI	RPI
DIV. I ONLY	14- 13	163	0- 1	296	304	226	226	30	30
DIV. I NON-CONF.	4- 7	228	0- 0	152	153	207	207	30	30
TOTALS	RPI 1-25	RPI 26-50	W-L RECORDS	RPI 51-100	RPI 101-150	RPI 150+			
14- 13	0- 2	0- 1	OVERALL	0- 0	0- 2	14- 8			
8- 5	0- 0	0- 1	HOME	0- 0	0- 1	8- 3			
6- 8	0- 2	0- 0	AWAY	0- 0	0- 1	6- 5			
0- 0	0- 0	0- 0	NEUTRAL	0- 0	0- 0	0- 0			
4- 7	0- 2	0- 1	NON-CONFERENCE	0- 0	0- 0	4- 4			
2- 3	0- 0	0- 1	HOME	0- 0	0- 0	2- 2			
2- 4	0- 2	0- 0	AWAY	0- 0	0- 0	2- 2			
0- 0	0- 0	0- 0	NEUTRAL	0- 0	0- 0	0- 0			
10- 6	0- 0	0- 0	CONFERENCE	0- 0	0- 2	10- 4			
6- 2	0- 0	0- 0	HOME	0- 0	0- 1	6- 1			
4- 4	0- 0	0- 0	AWAY	0- 0	0- 1	4- 3			
0- 0	0- 0	0- 0	NEUTRAL	0- 0	0- 0	0- 0			

RPI 1-25				RPI 26-50				RPI 51-100				RPI 101+ Team's RPI: 226			
RPI	S	Opponent	Score	RPI	S	Opponent	Score	RPI	S	Opponent	Score	RPI	S	Opponent	Score
2	A	Baylor	37 98	29	H	Texas	66 81					142	A	New Mexico St.	63 71
16	A	Texas A&M	61 84									142	H	New Mexico St.	67 70
												186	H	Prairie View	57 50
												203	A	Massachusetts	70 74
												211	H	Texas Southern	55 69
												216	A	California Baptist	63 66
												216	H	California Baptist	60 56
												234	A	UMKC	75 56
												234	H	UMKC	67 64
												255	A	A&M-Corpus Christi	70 57
												255	H	A&M-Corpus Christi	49 59
												265	H	Louisiana	75 60
												280	A	Canisius	57 53
												282	A	CSU Bakersfield	63 68
												282	H	CSU Bakersfield	64 56
												289	A	Utah Valley	57 72
												289	H	Utah Valley	55 57
												303	A	UTSA	58 61
												334	A	Grand Canyon	66 50
												334	H	Grand Canyon	49 42
												343	A	Seattle U	74 70
												343	H	Seattle U	69 56
												349	A	Chicago St.	71 55
												349	H	Chicago St.	84 38
LAST 12 Division I GAMES:															
216	A	California Baptist	63 66	282	H	CSU Bakersfield	64 56								
234	H	UMKC	67 64	334	H	Grand Canyon	49 42								
349	H	Chicago St.	84 38	234	A	UMKC	75 56								
142	H	New Mexico St.	67 70	349	A	Chicago St.	71 55								
289	A	Utah Valley	57 72	142	A	New Mexico St.	63 71								
343	A	Seattle U	74 70	343	H	Seattle U	69 56								

Non-Div I Games: Texas Lutheran 82 38 UNKNOWN 74 43

UTRGV

Loss, Non-Conf, S Site, H Home A Away N Neutral

Average RPI Win:	173	WON-LOST	WINNING	LAST 10	STRENGTH OF	OPP. STRENGTH	TEAM	ADJ.	CONF.	ADJ CONF.
Average RPI Loss:	47	RECORD	PCT. RANK	GAMES	SCHEDULE	OF SCHEDULE	RPI	RPI	RPI	RPI
DIV. I ONLY	20- 10	84	0- 1	167	22	92	92	2	2	
DIV. I NON-CONF.	11- 0	1	0- 0	314	185	65	65	2	2	
TOTALS	RPI 1-25	RPI 26-50	W-L RECORDS	RPI 51-100	RPI 101-150	RPI 150+				
20- 10	1- 4	2- 2	OVERALL	1- 3	3- 1	13- 0				
13- 3	1- 1	2- 1	HOME	1- 1	2- 0	7- 0				
5- 6	0- 3	0- 1	AWAY	0- 2	1- 0	4- 0				
2- 1	0- 0	0- 0	NEUTRAL	0- 0	0- 1	2- 0				
11- 0	0- 0	1- 0	NON-CONFERENCE	0- 0	1- 0	9- 0				
7- 0	0- 0	1- 0	HOME	0- 0	1- 0	5- 0				
2- 0	0- 0	0- 0	AWAY	0- 0	0- 0	2- 0				
2- 0	0- 0	0- 0	NEUTRAL	0- 0	0- 0	2- 0				
9- 10	1- 4	1- 2	CONFERENCE	1- 3	2- 1	4- 0				
6- 3	1- 1	1- 1	HOME	1- 1	1- 0	2- 0				
3- 6	0- 3	0- 1	AWAY	0- 2	1- 0	2- 0				
0- 1	0- 0	0- 0	NEUTRAL	0- 0	0- 1	0- 0				

RPI S Opponent	Score	RPI S Opponent	Score	RPI S Opponent	Score	RPI S Opponent	Score
4 H Stanford	75 68	32 A UCLA	60 76	52 A Southern California	77 83	108 H Idaho St.	74 60
5 A Oregon	65 87	32 H UCLA	90 100	52 H Southern California	80 84	138 A Washington	58 43
23 A Arizona St.	58 60	35 H BYU	78 67	87 A Arizona	55 66	138 H Washington	88 56
23 H Arizona St.	63 65	39 H California	87 74	87 H Arizona	80 64	138 N Washington	54 64
25 A Oregon St.	63 71					157 A Washington St.	72 68
						157 H Washington St.	75 67
						158 H Alabama	72 62
						172 A Colorado	76 61
						172 H Colorado	78 59
						185 A Eastern Wash.	95 51
						214 N Florida	74 58
						215 N Hawaii	73 48
						252 A Nevada	74 52
						272 H Long Beach St.	82 59
						289 H Utah Valley	85 47
						321 H Weber St.	77 56
						343 H Seattle U	89 62
LAST 12 Division I GAMES:							
138 N Washington	54 64	23 A Arizona St.	58 60				
215 N Hawaii	73 48	87 A Arizona	55 66				
52 A Southern California	77 83	32 H UCLA	90 100				
32 A UCLA	60 76	52 H Southern California	80 84				
157 H Washington St.	75 67	25 A Oregon St.	63 71				
138 H Washington	88 56	5 A Oregon	65 87				

Non-Div I Games:

Utah

Average RPI Win:	229	WON-LOST	WINNING	LAST 10	STRENGTH OF	OPP. STRENGTH	TEAM	ADJ.	CONF.	ADJ CONF.
Average RPI Loss:	131	RECORD	PCT. RANK	GAMES	SCHEDULE	OF SCHEDULE	RPI	RPI	RPI	RPI
DIV. I ONLY	14- 14	170	1- 0	224	104	179	179	15	15	
DIV. I NON-CONF.	4- 6	212	0- 0	233	32	213	213	13	13	
TOTALS	RPI 1-25	RPI 26-50	W-L RECORDS	RPI 51-100	RPI 101-150	RPI 150+				
14- 14	0- 1	1- 3	OVERALL	1- 2	0- 2	12- 6				
7- 6	0- 1	1- 2	HOME	1- 0	0- 1	5- 2				
7- 6	0- 0	0- 1	AWAY	0- 1	0- 1	7- 3				
0- 2	0- 0	0- 0	NEUTRAL	0- 1	0- 0	0- 1				
4- 6	0- 1	0- 1	NON-CONFERENCE	0- 1	0- 0	4- 3				
1- 3	0- 1	0- 1	HOME	0- 0	0- 0	1- 1				
3- 1	0- 0	0- 0	AWAY	0- 0	0- 0	3- 1				
0- 2	0- 0	0- 0	NEUTRAL	0- 1	0- 0	0- 1				
10- 8	0- 0	1- 2	CONFERENCE	1- 1	0- 2	8- 3				
6- 3	0- 0	1- 1	HOME	1- 0	0- 1	4- 1				
4- 5	0- 0	0- 1	AWAY	0- 1	0- 1	4- 2				
0- 0	0- 0	0- 0	NEUTRAL	0- 0	0- 0	0- 0				

RPI 1-25				RPI 26-50				RPI 51-100				RPI 101+ Team's RPI: 179			
RPI	S	Opponent	Score	RPI	S	Opponent	Score	RPI	S	Opponent	Score	RPI	S	Opponent	Score
5	H	Oregon	58 88	35	H	BYU	57 62	52	N	Southern California	46 55	123	A	Fresno St.	59 70
				42	A	New Mexico	56 74	61	A	Wyoming	35 53	123	H	Fresno St.	53 64
				42	H	New Mexico	64 68	61	H	Wyoming	50 42	157	A	Washington St.	72 61
				49	H	Boise St.	81 68					172	N	Colorado	68 78
												188	A	Portland	54 61
												192	A	North Texas	57 41
												198	A	UNLV	56 77
												229	A	San Diego St.	65 52
												229	H	San Diego St.	54 56
												252	A	Nevada	71 59
												252	H	Nevada	79 76
												272	H	Long Beach St.	48 50
												273	A	Colorado St.	72 53
												273	H	Colorado St.	70 59
												289	H	Utah Valley	67 62
												291	A	Air Force	48 44
												291	H	Air Force	64 55
												293	A	San Jose St.	59 68
												293	H	San Jose St.	82 49
												303	A	UTSA	62 56
LAST 12 Division I GAMES:															
273	H	Colorado St.	70 59	61	A	Wyoming	35 53								
252	A	Nevada	71 59	229	H	San Diego St.	54 56								
229	A	San Diego St.	65 52	123	H	Fresno St.	53 64								
49	H	Boise St.	81 68	198	A	UNLV	56 77								
42	A	New Mexico	56 74	293	A	San Jose St.	59 68								
291	H	Air Force	64 55	42	H	New Mexico	64 68								

Non-Div I Games: Northern N.M. 106 35

Utah St.

■ Loss,
 ■ Non-Conf, S Site,
 ■ Home
 ■ Away
 N Neutral

Utah Valley

Through Games Of March 8, 2019

Average RPI Win:	294	WON-LOST	WINNING	LAST 10	STRENGTH OF	OPP. STRENGTH	TEAM	ADJ.	CONF.	ADJ CONF.
Average RPI Loss:	190	RECORD	PCT. RANK	GAMES	SCHEDULE	OF SCHEDULE	RPI	RPI	RPI	RPI
DIV. I ONLY	11- 14	211	0- 1	323	314	289	289	30	30	
DIV. I NON-CONF.	3- 7	256	0- 0	246	236	292	292	30	30	
TOTALS	RPI 1-25	RPI 26-50	W-L RECORDS	RPI 51-100	RPI 101-150	RPI 150+				
11- 14	0- 0	0- 1	OVERALL	0- 1	0- 3	11- 9				
8- 5	0- 0	0- 1	HOME	0- 0	0- 1	8- 3				
3- 9	0- 0	0- 0	AWAY	0- 1	0- 2	3- 6				
0- 0	0- 0	0- 0	NEUTRAL	0- 0	0- 0	0- 0				
3- 7	0- 0	0- 1	NON-CONFERENCE	0- 1	0- 1	3- 4				
3- 2	0- 0	0- 1	HOME	0- 0	0- 0	3- 1				
0- 5	0- 0	0- 0	AWAY	0- 1	0- 1	0- 3				
0- 0	0- 0	0- 0	NEUTRAL	0- 0	0- 0	0- 0				
8- 7	0- 0	0- 0	CONFERENCE	0- 0	0- 2	8- 5				
5- 3	0- 0	0- 0	HOME	0- 0	0- 1	5- 2				
3- 4	0- 0	0- 0	AWAY	0- 0	0- 1	3- 3				
0- 0	0- 0	0- 0	NEUTRAL	0- 0	0- 0	0- 0				

RPI S	Opponent	Score	RPI S	Opponent	Score	RPI S	Opponent	Score	RPI S	Opponent	Score	Team's RPI: 289
35	H BYU	51 77	92	A Utah	47 85	108	A Idaho St.	68 80	142	A New Mexico St.	52 58	
						142	H New Mexico St.	63 72	163	H UC Riverside	56 53	
						179	A Utah St.	62 67	188	H Portland	60 65	
						216	A California Baptist	54 83	216	H California Baptist	74 92	
						226	A UTRGV	57 55	226	H UTRGV	72 57	
						234	A UMKC	64 97	234	H UMKC	64 68	
						251	A Cal St. Fullerton	55 56	282	H CSU Bakersfield	78 70	
						283	A Southern Utah	59 60	295	H UC Santa Barbara	63 54	
						321	H Weber St.	65 59	334	A Grand Canyon	54 64	
						334	H Grand Canyon	57 46	343	A Seattle U	58 55	
						343	H Seattle U	63 56	349	A Chicago St.	70 65	
						349	H Chicago St.	76 61				
						234	H UMKC	64 68				
						142	A New Mexico St.	52 58				
						226	A UTRGV	57 55				
						142	H New Mexico St.	63 72				

LAST 12 Division I GAMES:

334	A	Grand Canyon	54	64	343	H	Seattle U	63	56
216	H	California Baptist	74	92	216	A	California Baptist	54	83
234	A	UMKC	64	97	349	H	Chicago St.	76	61
349	A	Chicago St.	70	65	234	H	UMKC	64	68
226	H	UTRGV	72	57	142	A	New Mexico St.	52	58
142	H	New Mexico St.	63	72	226	A	UTRGV	57	55

Non-Div I Games: Ottawa (AZ) 90 61 La Verne 86 79 Arizona Christian 76 68

Utah Valley

Loss, Non-Conf, S Site, H Home A Away N Neutral

Average RPI Win:	213	WON-LOST	WINNING	LAST 10	STRENGTH OF	OPP. STRENGTH	TEAM	ADJ.	CONF.	ADJ CONF.
Average RPI Loss:	118	RECORD	PCT. RANK	GAMES	SCHEDULE	OF SCHEDULE	RPI	RPI	RPI	RPI
DIV. I ONLY	22- 8	53	1- 0	231	150	93	93	17	17	
DIV. I NON-CONF.	8- 5	119	0- 0	178	131	113	113	16	16	
TOTALS	RPI 1-25	RPI 26-50	W-L RECORDS	RPI 51-100	RPI 101-150	RPI 150+				
22- 8	0- 0	0- 1	OVERALL	2- 3	3- 2	17- 2				
12- 1	0- 0	0- 0	HOME	0- 1	3- 0	9- 0				
8- 6	0- 0	0- 1	AWAY	2- 2	0- 1	6- 2				
2- 1	0- 0	0- 0	NEUTRAL	0- 0	0- 1	2- 0				
8- 5	0- 0	0- 1	NON-CONFERENCE	1- 3	2- 1	5- 0				
4- 1	0- 0	0- 0	HOME	0- 1	2- 0	2- 0				
3- 3	0- 0	0- 1	AWAY	1- 2	0- 0	2- 0				
1- 1	0- 0	0- 0	NEUTRAL	0- 0	0- 1	1- 0				
14- 3	0- 0	0- 0	CONFERENCE	1- 0	1- 1	12- 2				
8- 0	0- 0	0- 0	HOME	0- 0	1- 0	7- 0				
5- 3	0- 0	0- 0	AWAY	1- 0	0- 1	4- 2				
1- 0	0- 0	0- 0	NEUTRAL	0- 0	0- 0	1- 0				

RPI 1-25			RPI 26-50			RPI 51-100			Team's RPI: 93			RPI 101+			
RPI	S	Opponent	Score	RPI	S	Opponent	Score	RPI	S	Opponent	Score	RPI	S	Opponent	Score
38	A	North Carolina	47 59	71	A	Georgetown	47 45	110	H	Dayton	64 62				
				73	A	Cincinnati	54 66	117	H	UNCW	58 47				
				86	H	Radford	49 54	130	N	IUPUI	61 63				
				96	A	Old Dominion	57 60	133	A	Duquesne	68 71				
				97	A	Fordham	47 44	146	H	Wake Forest	53 40				
								154	H	Davidson	61 54				
								159	A	William & Mary	72 55				
								178	A	Saint Louis	60 76				
								178	H	Saint Louis	57 47				
								195	A	N.C. A&T	54 48				
								203	H	Massachusetts	52 48				
								212	A	George Washington	48 57				
								222	A	George Mason	62 38				
								232	A	Saint Joseph's	65 47				
								232	H	Saint Joseph's	59 40				
								232	N	Saint Joseph's	58 47				
								260	H	Rhode Island	74 39				
								263	A	St. Bonaventure	59 50				
								271	A	Richmond	68 43				
								271	H	Richmond	58 37				
LAST 12 Division I GAMES:												286	H	La Salle	68 38
232	N	Saint Joseph's	58 47	271	H	Richmond	58 37	321	N	Weber St.	64 36				
154	H	Davidson	61 54	263	A	St. Bonaventure	59 50	337	H	Delaware St.	97 55				
178	A	Saint Louis	60 76	232	A	Saint Joseph's	65 47	339	H	Longwood	84 55				
133	A	Duquesne	68 71	203	H	Massachusetts	52 48								
222	A	George Mason	62 38	178	H	Saint Louis	57 47								
110	H	Dayton	64 62	212	A	George Washington	48 57								

Non-Div I Games:

VCU

■ Loss,
 ■ Non-Conf,
 ■ S Site,
 ■ H Home
 ■ A Away
 N Neutral

Valparaiso

Through Games Of March 8, 2019

Average RPI Win:	284	WON-LOST	WINNING	LAST 10	STRENGTH OF	OPP. STRENGTH	TEAM	ADJ.	CONF.	ADJ CONF.
Average RPI Loss:	162	RECORD	PCT. RANK	GAMES	SCHEDULE	OF SCHEDULE	RPI	RPI	RPI	RPI
DIV. I ONLY	6- 23	317	0- 1	255	211	311	311	13	13	
DIV. I NON-CONF.	4- 8	241	0- 0	333	315	331	331	15	15	
TOTALS	RPI 1-25	RPI 26-50	W-L RECORDS	RPI 51-100	RPI 101-150	RPI 150+				
6- 23	0- 2	0- 0	OVERALL	0- 6	0- 3	6- 12				
3- 11	0- 1	0- 0	HOME	0- 4	0- 1	3- 5				
2- 12	0- 1	0- 0	AWAY	0- 2	0- 2	2- 7				
1- 0	0- 0	0- 0	NEUTRAL	0- 0	0- 0	1- 0				
4- 8	0- 0	0- 0	NON-CONFERENCE	0- 2	0- 1	4- 5				
1- 5	0- 0	0- 0	HOME	0- 2	0- 0	1- 3				
2- 3	0- 0	0- 0	AWAY	0- 0	0- 1	2- 2				
1- 0	0- 0	0- 0	NEUTRAL	0- 0	0- 0	1- 0				
2- 15	0- 2	0- 0	CONFERENCE	0- 4	0- 2	2- 7				
2- 6	0- 1	0- 0	HOME	0- 2	0- 1	2- 2				
0- 9	0- 1	0- 0	AWAY	0- 2	0- 1	0- 5				
0- 0	0- 0	0- 0	NEUTRAL	0- 0	0- 0	0- 0				

RPI 1-25				RPI 26-50				RPI 51-100				RPI 101+ Team's RPI: 311			
RPI	S	Opponent	Score	RPI	S	Opponent	Score	RPI	S	Opponent	Score	RPI	S	Opponent	Score
17	A	Drake	53 84					53	H	Miami (OH)	47 68	132	A	Morehead St.	62 68
17	H	Drake	62 88					68	A	Missouri St.	63 108	150	A	Southern Ill.	65 87
								68	H	Missouri St.	58 77	150	H	Southern Ill.	47 58
								75	H	Toledo	59 65	155	A	Bradley	76 87
								78	A	UNI	52 71	155	H	Bradley	76 73
								78	H	UNI	56 64	156	A	Illinois St.	53 74
												156	H	Illinois St.	67 70
												218	H	Bowling Green	72 79
												220	A	Illinois	54 73
												225	A	Indiana St.	59 67
												225	H	Indiana St.	82 86
												236	N	St. Francis Brooklyn	78 76
												241	H	North Dakota	56 62
												246	A	Loyola Chicago	54 80
												296	H	Eastern Ill.	62 60
												326	H	North Dakota St.	48 51
												328	A	Evansville	65 77
												328	H	Evansville	93 49
												338	A	Purdue Fort Wayne	68 64
												340	A	UIC	65 75
												349	A	Chicago St.	76 70
LAST 12 Division I GAMES:															
156	A	Illinois St.	53 74	78	H	UNI	56 64	17	H	Drake	62 88				
155	A	Bradley	76 87	156	H	Illinois St.	67 70	155	H	Bradley	76 73				
150	H	Southern Ill.	47 58	68	A	Missouri St.	63 108	68	A	Missouri St.	58 77				
68	H	Missouri St.	58 77	150	A	Southern Ill.	65 87								
225	A	Indiana St.	59 67												
328	A	Evansville	65 77												

Non-Div I Games:

Valparaiso

■ Loss,
 ■ Non-Conf,
 ■ S Site,
 ■ Home
 ■ A Away
 N Neutral

Vanderbilt

Through Games Of March 8, 2019

Average RPI Win:	240	WON-LOST	WINNING	LAST 10	STRENGTH OF	OPP. STRENGTH	TEAM	ADJ.	CONF.	ADJ CONF.
Average RPI Loss:	74	RECORD	PCT. RANK	GAMES	SCHEDULE	OF SCHEDULE	RPI	RPI	RPI	RPI
DIV. I ONLY	7- 23	305	0- 1	50	46	204	204	5	5	
DIV. I NON-CONF.	5- 8	224	0- 0	87	66	182	182	5	5	
TOTALS	RPI 1-25	RPI 26-50	W-L RECORDS	RPI 51-100	RPI 101-150	RPI 150+				
7- 23	0- 8	0- 4	OVERALL	1- 5	0- 1	6- 5				
5- 9	0- 1	0- 2	HOME	0- 2	0- 1	5- 3				
2- 10	0- 5	0- 2	AWAY	1- 2	0- 0	1- 1				
0- 4	0- 2	0- 0	NEUTRAL	0- 1	0- 0	0- 1				
5- 8	0- 3	0- 2	NON-CONFERENCE	0- 2	0- 0	5- 1				
4- 2	0- 0	0- 1	HOME	0- 0	0- 0	4- 1				
1- 3	0- 1	0- 1	AWAY	0- 1	0- 0	1- 0				
0- 3	0- 2	0- 0	NEUTRAL	0- 1	0- 0	0- 0				
2- 15	0- 5	0- 2	CONFERENCE	1- 3	0- 1	1- 4				
1- 7	0- 1	0- 1	HOME	0- 2	0- 1	1- 2				
1- 7	0- 4	0- 1	AWAY	1- 1	0- 0	0- 1				
0- 1	0- 0	0- 0	NEUTRAL	0- 0	0- 0	0- 1				

RPI S	Opponent	Score	RPI S	Opponent	Score	RPI S	Opponent	Score	RPI S	Opponent	Score	Team's RPI: 204
6 N	UConn	42 80	27 A	Missouri	46 69	58 A	Tennessee	76 69	112 H	Georgia	64 71	
7 A	NC State	54 74	28 H	Central Mich.	57 66	58 H	Tennessee	65 82	158 H	Alabama	65 84	
8 A	Mississippi St.	70 86	33 A	Kansas St.	61 72	66 A	Middle Tenn.	58 65	158 N	Alabama	57 74	
16 A	Texas A&M	53 69	48 H	Auburn	70 72	81 A	Arkansas	62 83	197 H	North Ala.	71 74	
16 H	Texas A&M	43 50				82 H	LSU	68 79	200 A	Ball St.	60 43	
18 N	Miami (FL)	65 90				99 N	Creighton	55 75	214 H	Florida	66 78	
19 A	South Carolina	69 80							235 A	Ole Miss	60 65	
21 A	Kentucky	55 77							235 H	Ole Miss	80 68	
									262 H	Austin Peay	99 70	
									290 H	Samford	77 52	
									304 H	Tennessee St.	89 63	
									331 H	Presbyterian	78 43	
LAST 12 Division I GAMES:												
158 N	Alabama	57 74	235 A	Ole Miss	60 65							
214 H	Florida	66 78	27 A	Missouri	46 69							
58 A	Tennessee	76 69	58 H	Tennessee	65 82							
8 A	Mississippi St.	70 86	16 A	Texas A&M	53 69							
158 H	Alabama	65 84	19 A	South Carolina	69 80							
82 H	LSU	68 79	235 H	Ole Miss	80 68							

Non-Div I Games:

Vanderbilt

Loss, Non-Conf, S Site, H Home A Away N Neutral

Average RPI Win: 286		WON-LOST	WINNING	LAST 10	STRENGTH OF	OPP. STRENGTH	TEAM	ADJ.	CONF.	ADJ CONF.
Average RPI Loss: 164		RECORD	PCT. RANK	GAMES	SCHEDULE	OF SCHEDULE	RPI	RPI	RPI	RPI
DIV. I ONLY		10- 18	251	0- 1	236	285	275	275	23	23
DIV. I NON-CONF.		3- 8	267	0- 0	243	289	299	299	24	24
TOTALS		RPI 1-25	RPI 26-50	W-L RECORDS	RPI 51-100	RPI 101-150	RPI 150+			
10- 18	0- 0		0- 0	OVERALL	0- 3	0- 8	10- 7			
6- 9	0- 0		0- 0	HOME	0- 2	0- 3	6- 4			
4- 9	0- 0		0- 0	AWAY	0- 1	0- 5	4- 3			
0- 0	0- 0		0- 0	NEUTRAL	0- 0	0- 0	0- 0			
3- 8	0- 0		0- 0	NON-CONFERENCE	0- 1	0- 3	3- 4			
2- 5	0- 0		0- 0	HOME	0- 1	0- 1	2- 3			
1- 3	0- 0		0- 0	AWAY	0- 0	0- 2	1- 1			
0- 0	0- 0		0- 0	NEUTRAL	0- 0	0- 0	0- 0			
7- 10	0- 0		0- 0	CONFERENCE	0- 2	0- 5	7- 3			
4- 4	0- 0		0- 0	HOME	0- 1	0- 2	4- 1			
3- 6	0- 0		0- 0	AWAY	0- 1	0- 3	3- 2			
0- 0	0- 0		0- 0	NEUTRAL	0- 0	0- 0	0- 0			

[illegible]

Non-Div I Games:	Norwich	78	28
------------------	---------	----	----

Vermont

■ Loss, ■ Non-Conf, S Site, H Home A Away N Neutral

Villanova

Through Games Of March 8, 2019

Average RPI Win:	140	WON-LOST	WINNING	LAST 10	STRENGTH OF	OPP. STRENGTH	TEAM	ADJ.	CONF.	ADJ CONF.
Average RPI Loss:	52	RECORD	PCT. RANK	GAMES	SCHEDULE	OF SCHEDULE	RPI	RPI	RPI	RPI
DIV. I ONLY	18- 11	106	0- 1	40	56	45	45	6	6	
DIV. I NON-CONF.	9- 2	43	0- 0	56	69	20	20	4	4	
TOTALS	RPI 1-25	RPI 26-50	W-L RECORDS	RPI 51-100	RPI 101-150	RPI 150+				
18- 11	0- 5	0- 0	OVERALL	5- 4	7- 2	6- 0				
10- 4	0- 2	0- 0	HOME	3- 1	4- 1	3- 0				
8- 6	0- 3	0- 0	AWAY	2- 2	3- 1	3- 0				
0- 1	0- 0	0- 0	NEUTRAL	0- 1	0- 0	0- 0				
9- 2	0- 1	0- 0	NON-CONFERENCE	2- 1	3- 0	4- 0				
5- 0	0- 0	0- 0	HOME	1- 0	2- 0	2- 0				
4- 1	0- 1	0- 0	AWAY	1- 0	1- 0	2- 0				
0- 1	0- 0	0- 0	NEUTRAL	0- 1	0- 0	0- 0				
9- 9	0- 4	0- 0	CONFERENCE	3- 3	4- 2	2- 0				
5- 4	0- 2	0- 0	HOME	2- 1	2- 1	1- 0				
4- 5	0- 2	0- 0	AWAY	1- 2	2- 1	1- 0				
0- 0	0- 0	0- 0	NEUTRAL	0- 0	0- 0	0- 0				

RPI S	Opponent	Score	RPI S	Opponent	Score	Team's RPI: 45	RPI S	Opponent	Score	RPI S	Opponent	Score
12	A Marquette	55 93					56	A Penn	58 50	109	H Hartford	59 41
12	H Marquette	55 91					57	H Princeton	67 46	112	H Georgia	62 56
15	A UCF	56 71					60	A Butler	60 62	118	A St. John's (NY)	73 57
22	A DePaul	70 93					60	H Butler	55 63	118	H St. John's (NY)	62 66
22	H DePaul	59 66					65	N Virginia Tech	59 61	119	A Providence	61 67
							71	A Georgetown	63 68	119	H Providence	53 33
							71	H Georgetown	91 43	126	A Seton Hall	70 66
							99	A Creighton	54 52	126	H Seton Hall	73 68
							99	H Creighton	67 62	127	A Lehigh	70 48
										166	H Temple	76 68
										202	A Xavier	68 63
										202	H Xavier	75 71
										212	A George Washington	60 45
										232	A Saint Joseph's	47 35
										286	H La Salle	81 68
LAST 12 Division I GAMES:												
60	A Butler	60 62	22	A DePaul	70 93							
202	A Xavier	68 63	99	H Creighton	67 62							
126	H Seton Hall	73 68	119	H Providence	53 33							
118	H St. John's (NY)	62 66	118	A St. John's (NY)	73 57							
71	H Georgetown	91 43	126	A Seton Hall	70 66							
12	A Marquette	55 93	71	A Georgetown	63 68							

Non-Div I Games:

Villanova

Loss, Non-Conf, S Site, H Home A Away N Neutral

Virginia

Through Games Of March 8, 2019

Average RPI Win:	125	WON-LOST	WINNING	LAST 10	STRENGTH OF	OPP. STRENGTH	TEAM	ADJ.	CONF.	ADJ CONF.
Average RPI Loss:	47	RECORD	PCT. RANK	GAMES	SCHEDULE	OF SCHEDULE	RPI	RPI	RPI	RPI
DIV. I ONLY	12- 19	236	1- 0	2	13	94	94	1	1	
DIV. I NON-CONF.	6- 7	172	0- 0	19	71	104	104	1	1	
TOTALS	RPI 1-25	RPI 26-50	W-L RECORDS	RPI 51-100	RPI 101-150	RPI 150+				
12- 19	0- 10	0- 4	OVERALL	5- 2	5- 1	2- 2				
8- 8	0- 4	0- 1	HOME	4- 1	2- 1	2- 1				
2- 9	0- 5	0- 3	AWAY	1- 1	1- 0	0- 0				
2- 2	0- 1	0- 0	NEUTRAL	0- 0	2- 0	0- 1				
6- 7	0- 2	0- 2	NON-CONFERENCE	2- 1	2- 0	2- 2				
4- 4	0- 1	0- 1	HOME	1- 1	1- 0	2- 1				
1- 2	0- 1	0- 1	AWAY	1- 0	0- 0	0- 0				
1- 1	0- 0	0- 0	NEUTRAL	0- 0	1- 0	0- 1				
6- 12	0- 8	0- 2	CONFERENCE	3- 1	3- 1	0- 0				
4- 4	0- 3	0- 0	HOME	3- 0	1- 1	0- 0				
1- 7	0- 4	0- 2	AWAY	0- 1	1- 0	0- 0				
1- 1	0- 1	0- 0	NEUTRAL	0- 0	1- 0	0- 0				

RPI 1-25				RPI 26-50				RPI 51-100				Team's RPI: 94	RPI 101+			
RPI	S	Opponent	Score	RPI	S	Opponent	Score	RPI	S	Opponent	Score		RPI	S	Opponent	Score
1	A	Notre Dame	66 103	28	H	Central Mich.	61 74	62	H	Georgia Tech	53 45		107	H	Charlotte	65 61
3	A	Louisville	43 91	38	A	North Carolina	53 70	65	A	Virginia Tech	45 63		121	N	South Fla.	74 67
3	H	Louisville	49 71	40	A	Michigan St.	66 91	65	H	Virginia Tech	62 58		124	A	Pittsburgh	74 57
7	H	NC State	38 66	50	A	Clemson	65 71	75	H	American	57 54		129	H	Boston College	79 77
8	H	Mississippi St.	44 72					80	H	Duke	53 47		129	N	Boston College	77 61
10	A	Syracuse	68 72					86	H	Radford	44 57		146	H	Wake Forest	42 52
10	N	Syracuse	57 67					96	A	Old Dominion	73 67		158	N	Alabama	52 64
18	A	Miami (FL)	59 72										178	H	Saint Louis	65 67
20	H	Florida St.	61 63										195	H	N.C. A&T	67 57
21	A	Kentucky	51 63										319	H	Coppin St.	55 41
LAST 12 Division I GAMES:																
129	N	Boston College	77 61	38	A	North Carolina	53 70									
10	N	Syracuse	57 67	80	H	Duke	53 47									
1	A	Notre Dame	66 103	129	H	Boston College	79 77									
65	A	Virginia Tech	45 63	18	A	Miami (FL)	59 72									
62	H	Georgia Tech	53 45	10	A	Syracuse	68 72									
3	H	Louisville	49 71	146	H	Wake Forest	42 52									

Non-Div I Games:

Virginia

■ Loss,
■ Non-Conf, S Site,
■ Home
■ Away
N Neutral

Average RPI Win:	158	WON-LOST	WINNING	LAST 10	STRENGTH OF	OPP. STRENGTH	TEAM	ADJ.	CONF.	ADJ CONF.
Average RPI Loss:	32	RECORD	PCT. RANK	GAMES	SCHEDULE	OF SCHEDULE	RPI	RPI	RPI	RPI
DIV. I ONLY	20- 11	94	1- 0	80	12	65	65	1	1	
DIV. I NON-CONF.	13- 0	1	0- 0	237	140	30	30	1	1	
TOTALS	RPI 1-25	RPI 26-50	W-L RECORDS	RPI 51-100	RPI 101-150	RPI 150+				
20- 11	2- 6	1- 3	OVERALL	4- 2	5- 0	8- 0				
11- 5	2- 4	0- 1	HOME	2- 0	1- 0	6- 0				
4- 5	0- 2	0- 1	AWAY	1- 2	2- 0	1- 0				
5- 1	0- 0	1- 1	NEUTRAL	1- 0	2- 0	1- 0				
13- 0	1- 0	1- 0	NON-CONFERENCE	2- 0	1- 0	8- 0				
8- 0	1- 0	0- 0	HOME	1- 0	0- 0	6- 0				
1- 0	0- 0	0- 0	AWAY	0- 0	0- 0	1- 0				
4- 0	0- 0	1- 0	NEUTRAL	1- 0	1- 0	1- 0				
7- 11	1- 6	0- 3	CONFERENCE	2- 2	4- 0	0- 0				
3- 5	1- 4	0- 1	HOME	1- 0	1- 0	0- 0				
3- 5	0- 2	0- 1	AWAY	1- 2	2- 0	0- 0				
1- 1	0- 0	0- 1	NEUTRAL	0- 0	1- 0	0- 0				

RPI S	Opponent	Score	RPI S	Opponent	Score	RPI S	Opponent	Score	RPI S	Opponent	Score
1	H Notre Dame	51 80	38	H North Carolina	69 81	62	A Georgia Tech	68 76	110	N Dayton	69 57
3	H Louisville	63 72	45	N Villanova	61 59	80	A Duke	64 57	124	A Pittsburgh	74 58
7	A NC State	61 70	50	A Clemson	66 73	86	H Radford	55 44	129	A Boston College	95 86
10	H Syracuse	73 75	50	N Clemson	79 80	94	A Virginia	58 62	146	H Wake Forest	69 57
18	A Miami (FL)	61 68				94	H Virginia	63 45	146	N Wake Forest	85 63
18	H Miami (FL)	73 65				95	N Ohio St.	81 73	170	H Chattanooga	74 59
20	H Florida St.	54 56							187	A Liberty	72 61
24	H Rutgers	67 51							228	H Monmouth	82 49
									244	H Mt. St. Mary's	83 51
									271	N Richmond	85 57
									285	H Ga. Southern	78 49
									339	H Longwood	93 39
									341	H USC Upstate	96 45
LAST 12 Division I GAMES:											
146	N Wake Forest	85 63	62	A Georgia Tech	68 76						
50	N Clemson	79 80	80	A Duke	64 57						
146	H Wake Forest	69 57	3	H Louisville	63 72						
94	H Virginia	63 45	129	A Boston College	95 86						
50	A Clemson	66 73	124	A Pittsburgh	74 58						
18	H Miami (FL)	73 65	20	H Florida St.	54 56						

Non-Div I Games:

Virginia Tech

■ Loss,
 ■ Non-Conf,
 ■ S Site,
 ■ H Home
 ■ A Away
 N Neutral

W
a
g
n
e
rW
a
g
n
e
r

Non-Div I Games:	Staten Island	86	59
------------------	---------------	----	----

Page 345

RPI	S	Opponent	Score
350	H	LIU Brooklyn	72 62

Wagner

W
a
g
n
e
rW
a
g
n
e
r

Wake Forest

Through Games Of March 8, 2019

Average RPI Win:	166	WON-LOST	WINNING	LAST 10	STRENGTH OF	OPP. STRENGTH	TEAM	ADJ.	CONF.	ADJ CONF.
Average RPI Loss:	65	RECORD	PCT. RANK	GAMES	SCHEDULE	OF SCHEDULE	RPI	RPI	RPI	RPI
DIV. I ONLY	10- 20	261	0- 1	16	53	146	146	1	1	
DIV. I NON-CONF.	9- 4	85	0- 0	58	286	79	79	1	1	
TOTALS	RPI 1-25	RPI 26-50	W-L RECORDS	RPI 51-100	RPI 101-150	RPI 150+				
10- 20	0- 7	1- 3	OVERALL	1- 6	4- 2	4- 2				
7- 10	0- 3	1- 2	HOME	0- 2	3- 2	3- 1				
2- 9	0- 4	0- 1	AWAY	1- 3	1- 0	0- 1				
1- 1	0- 0	0- 0	NEUTRAL	0- 1	0- 0	1- 0				
9- 4	0- 0	1- 1	NON-CONFERENCE	0- 1	4- 0	4- 2				
7- 2	0- 0	1- 1	HOME	0- 0	3- 0	3- 1				
1- 2	0- 0	0- 0	AWAY	0- 1	1- 0	0- 1				
1- 0	0- 0	0- 0	NEUTRAL	0- 0	0- 0	1- 0				
1- 16	0- 7	0- 2	CONFERENCE	1- 5	0- 2	0- 0				
0- 8	0- 3	0- 1	HOME	0- 2	0- 2	0- 0				
1- 7	0- 4	0- 1	AWAY	1- 2	0- 0	0- 0				
0- 1	0- 0	0- 0	NEUTRAL	0- 1	0- 0	0- 0				

RPI	S	Opponent	Score	RPI	S	Opponent	Score	RPI	S	Opponent	Score	RPI	S	Opponent	Score	Team's RPI: 146
1	A	Notre Dame	48 78	26	H	James Madison	50 49	62	H	Georgia Tech	46 60	107	A	Charlotte	69 43	
3	H	Louisville	49 73	38	A	North Carolina	61 84	65	A	Virginia Tech	57 69	118	H	St. John's (NY)	64 59	
7	A	NC State	46 80	46	H	Indiana	73 87	65	N	Virginia Tech	63 85	120	H	Towson	60 53	
7	H	NC State	50 59	50	H	Clemson	53 69	80	A	Duke	52 66	124	H	Pittsburgh	64 70	
10	A	Syracuse	57 77					80	H	Duke	44 55	129	H	Boston College	64 65	
18	H	Miami (FL)	57 72					93	A	VCU	40 53	140	H	Mercer	69 54	
20	A	Florida St.	61 85					94	A	Virginia	52 42	194	A	East Carolina	61 70	
												202	H	Xavier	50 62	
												207	H	UMES	78 67	
												271	H	Richmond	62 48	
												279	H	Norfolk St.	63 61	
												300	N	South Carolina St.	58 44	
LAST 12 Division I GAMES:																
63	N	Virginia Tech	63 85	62	H	Georgia Tech	46 60									
65	A	Virginia Tech	57 69	50	H	Clemson	53 69									
124	H	Pittsburgh	64 70	20	A	Florida St.	61 85									
80	H	Duke	44 55	7	H	NC State	50 59									
7	A	NC State	46 80	94	A	Virginia	52 42									
10	A	Syracuse	57 77	80	A	Duke	52 66									

Non-Div I Games:

Wake Forest

■ Loss,
■ Non-Conf,
■ S Site,
■ H Home
■ A Away
N Neutral

Washington

Through Games Of March 8, 2019

Average RPI Win:	169	WON-LOST	WINNING	LAST 10	STRENGTH OF	OPP. STRENGTH	TEAM	ADJ.	CONF.	ADJ CONF.
Average RPI Loss:	59	RECORD	PCT. RANK	GAMES	SCHEDULE	OF SCHEDULE	RPI	RPI	RPI	RPI
DIV. I ONLY	11- 20	257	1- 0	19	57	138	138	2	2	
DIV. I NON-CONF.	7- 5	132	0- 0	81	174	125	125	2	2	
TOTALS	RPI 1-25	RPI 26-50	W-L RECORDS	RPI 51-100	RPI 101-150	RPI 150+				
11- 20	1- 7	0- 5	OVERALL	3- 5	0- 0	7- 3				
6- 9	0- 4	0- 2	HOME	1- 2	0- 0	5- 1				
2- 9	0- 3	0- 2	AWAY	0- 2	0- 0	2- 2				
3- 2	1- 0	0- 1	NEUTRAL	2- 1	0- 0	0- 0				
7- 5	0- 1	0- 2	NON-CONFERENCE	2- 1	0- 0	5- 1				
5- 2	0- 1	0- 1	HOME	1- 0	0- 0	4- 0				
1- 1	0- 0	0- 0	AWAY	0- 0	0- 0	1- 1				
1- 2	0- 0	0- 1	NEUTRAL	1- 1	0- 0	0- 0				
4- 15	1- 6	0- 3	CONFERENCE	1- 4	0- 0	2- 2				
1- 7	0- 3	0- 1	HOME	0- 2	0- 0	1- 1				
1- 8	0- 3	0- 2	AWAY	0- 2	0- 0	1- 1				
2- 0	1- 0	0- 0	NEUTRAL	1- 0	0- 0	0- 0				

RPI	S	Opponent	Score	RPI	S	Opponent	Score	RPI	S	Opponent	Score	RPI	S	Opponent	Score	Team's RPI: 138
4	A	Stanford	54 91	32	A	UCLA	60 76	52	A	Southern California	57 82	157	A	Washington St.	61 94	
4	H	Stanford	53 72	39	A	California	70 79	80	N	Duke	71 64	157	H	Washington St.	76 79	
5	A	Oregon	71 84	39	H	California	65 71	87	H	Arizona	59 69	168	A	Tulane	51 63	
5	H	Oregon	57 76	43	N	Michigan	73 80	92	A	Utah	56 88	172	A	Colorado	60 46	
8	H	Mississippi St.	56 103	49	H	Boise St.	69 73	92	H	Utah	43 58	172	H	Colorado	68 58	
25	A	Oregon St.	67 78					92	N	Utah	64 54	173	H	Montana	69 54	
25	H	Oregon St.	39 86					95	H	Ohio St.	69 59	222	H	George Mason	81 52	
25	N	Oregon St.	68 67					97	N	Fordham	57 65	237	H	Northern Ariz.	81 59	
												251	H	Cal St. Fullerton	83 74	
												343	A	Seattle U	69 58	
LAST 12 Division I GAMES:																
				92	N	Utah	64 54	39	H	California	65 71					
				25	N	Oregon St.	68 67	172	A	Colorado	60 46					
				49	H	Boise St.	69 73	92	A	Utah	56 88					
				43	N	Michigan	73 80	157	A	Washington St.	61 94					
				97	N	Fordham	57 65	87	H	Arizona	59 69					
				4	H	Stanford	53 72	32	A	UCLA	60 76					

Non-Div I Games:

Washington

■ Loss,
■ Non-Conf,
■ S Site,
■ H Home
■ A Away
N Neutral

Average RPI Win:	155	WON-LOST	WINNING	LAST 10	STRENGTH OF	OPP. STRENGTH	TEAM	ADJ.	CONF.	ADJ CONF.
Average RPI Loss:	60	RECORD	PCT. RANK	GAMES	SCHEDULE	OF SCHEDULE	RPI	RPI	RPI	RPI
DIV. I ONLY	9- 21	276	0- 1	18	26	157	157	2	2	
DIV. I NON-CONF.	5- 6	177	0- 0	67	115	165	165	2	2	
TOTALS	RPI 1-25	RPI 26-50	W-L RECORDS	RPI 51-100	RPI 101-150	RPI 150+				
9- 21	0- 8	1- 4	OVERALL	2- 5	2- 2	4- 2				
6- 9	0- 4	1- 1	HOME	2- 3	1- 0	2- 1				
1- 10	0- 4	0- 2	AWAY	0- 2	1- 1	0- 1				
2- 2	0- 0	0- 1	NEUTRAL	0- 0	0- 1	2- 0				
5- 6	0- 1	1- 0	NON-CONFERENCE	1- 2	0- 2	3- 1				
3- 3	0- 0	1- 0	HOME	1- 2	0- 0	1- 1				
0- 2	0- 1	0- 0	AWAY	0- 0	0- 1	0- 0				
2- 1	0- 0	0- 0	NEUTRAL	0- 0	0- 1	2- 0				
4- 15	0- 7	0- 4	CONFERENCE	1- 3	2- 0	1- 1				
3- 6	0- 4	0- 1	HOME	1- 1	1- 0	1- 0				
1- 8	0- 3	0- 2	AWAY	0- 2	1- 0	0- 1				
0- 1	0- 0	0- 1	NEUTRAL	0- 0	0- 0	0- 0				

RPI S Opponent	Score	RPI S Opponent	Score	RPI S Opponent	Score	RPI S Opponent	Score	Team's RPI: 157
4 A Stanford	64 85	32 A UCLA	56 83	52 A Southern California	73 81	134 A CSUN	52 65	
4 H Stanford	42 67	39 A California	63 77	55 H Saint Mary's (CA)	64 70	138 A Washington	79 76	
5 A Oregon	58 98	39 H California	58 80	85 H UC Davis	62 75	138 H Washington	94 61	
5 H Oregon	64 79	39 N California	58 77	87 H Arizona	90 88	147 N Kansas	63 71	
13 A Gonzaga	53 76	49 H Boise St.	95 71	91 H Nebraska	87 84	172 A Colorado	61 72	
23 H Arizona St.	46 61			92 A Utah	67 75	172 H Colorado	74 48	
25 A Oregon St.	69 76			92 H Utah	68 72	179 H Utah St.	61 72	
25 H Oregon St.	35 52					213 N Jacksonville St.	64 51	
						250 H San Francisco	91 61	
						256 N Wichita St.	85 59	
LAST 12 Division I GAMES:								
39 N California	58 77	172 A Colorado	61 72					
256 N Wichita St.	85 59	138 H Washington	94 61					
213 N Jacksonville St.	64 51	87 H Arizona	90 88					
39 H California	58 80	23 H Arizona St.	46 61					
4 H Stanford	42 67	52 A Southern California	73 81					
92 A Utah	67 75	32 A UCLA	56 83					

Non-Div I Games:

Washington St.

Average RPI Win:	244	WON-LOST	WINNING	LAST 10	STRENGTH OF	OPP. STRENGTH	TEAM	ADJ.	CONF.	ADJ CONF.
Average RPI Loss:	170	RECORD	PCT. RANK	GAMES	SCHEDULE	OF SCHEDULE	RPI	RPI	RPI	RPI
DIV. I ONLY	4- 24	336	0- 0	218	202	321	321	16	16	
DIV. I NON-CONF.	2- 7	288	0- 0	277	254	312	312	12	12	
TOTALS	RPI 1-25	RPI 26-50	W-L RECORDS	RPI 51-100	RPI 101-150	RPI 150+				
4- 24	0- 0	0- 0	OVERALL	0- 4	1- 8	3- 12				
2- 11	0- 0	0- 0	HOME	0- 1	0- 4	2- 6				
2- 12	0- 0	0- 0	AWAY	0- 2	1- 4	1- 6				
0- 1	0- 0	0- 0	NEUTRAL	0- 1	0- 0	0- 0				
2- 7	0- 0	0- 0	NON-CONFERENCE	0- 2	0- 1	2- 4				
1- 2	0- 0	0- 0	HOME	0- 0	0- 0	1- 2				
1- 4	0- 0	0- 0	AWAY	0- 1	0- 1	1- 2				
0- 1	0- 0	0- 0	NEUTRAL	0- 1	0- 0	0- 0				
2- 17	0- 0	0- 0	CONFERENCE	0- 2	1- 7	1- 8				
1- 9	0- 0	0- 0	HOME	0- 1	0- 4	1- 4				
1- 8	0- 0	0- 0	AWAY	0- 1	1- 3	0- 4				
0- 0	0- 0	0- 0	NEUTRAL	0- 0	0- 0	0- 0				

RPI S	Opponent	Score	RPI S	Opponent	Score	RPI S	Opponent	Score	RPI S	Opponent	Score	Team's RPI: 321
						77 A	Idaho	78 86	104 A	Pepperdine	47 68	
						77 H	Idaho	74 79	108 A	Idaho St.	57 84	
						92 A	Utah	56 77	108 H	Idaho St.	57 70	
						93 N	VCU	36 64	114 A	Northern Colo.	55 54	
									114 H	Northern Colo.	61 75	
									136 A	Portland St.	38 65	
									136 H	Portland St.	59 77	
									143 A	Montana St.	59 72	
									143 H	Montana St.	59 66	
									163 H	UC Riverside	39 71	
									173 A	Montana	56 64	
									173 H	Montana	60 72	
									185 H	Eastern Wash.	58 64	
									188 H	Portland	73 89	
									237 A	Northern Ariz.	64 74	
									237 H	Northern Ariz.	64 75	
									257 A	Sacramento St.	62 77	
									257 H	Sacramento St.	69 78	
									269 H	UTEP	68 63	
									283 A	Southern Utah	79 84	
									283 H	Southern Utah	67 66	
									289 A	Utah Valley	59 65	
									303 A	UTSA	59 66	
									310 A	Incarnate Word	72 64	
LAST 12 Division I GAMES:												
			77 A	Idaho	78 86		237 H	Northern Ariz.	64 75			
			114 H	Northern Colo.	61 75		283 H	Southern Utah	67 66			
			108 A	Idaho St.	57 84		257 A	Sacramento St.	62 77			
			257 H	Sacramento St.	69 78		136 A	Portland St.	38 65			
			143 A	Montana St.	59 72		173 H	Montana	60 72			
			173 A	Montana	56 64		143 H	Montana St.	59 66			

Non-Div I Games: La Verne 105 43

Weber St.

West Virginia

Through Games Of March 8, 2019

Average RPI Win:	178	WON-LOST	WINNING	LAST 10	STRENGTH OF	OPP. STRENGTH	TEAM	ADJ.	CONF.	ADJ CONF.
Average RPI Loss:	35	RECORD	PCT. RANK	GAMES	SCHEDULE	OF SCHEDULE	RPI	RPI	RPI	RPI
DIV. I ONLY	20- 9	71	1- 0	113	24	69	69	3	3	
DIV. I NON-CONF.	9- 2	43	1- 0	335	138	180	180	3	3	
TOTALS	RPI 1-25	RPI 26-50	W-L RECORDS	RPI 51-100	RPI 101-150	RPI 150+				
20- 9	1- 4	2- 3	OVERALL	1- 1	8- 0	8- 1				
13- 4	1- 1	1- 2	HOME	1- 0	4- 0	6- 1				
6- 4	0- 2	1- 1	AWAY	0- 1	4- 0	1- 0				
1- 1	0- 1	0- 0	NEUTRAL	0- 0	0- 0	1- 0				
9- 2	0- 1	0- 1	NON-CONFERENCE	0- 0	2- 0	7- 0				
7- 1	0- 0	0- 1	HOME	0- 0	1- 0	6- 0				
1- 0	0- 0	0- 0	AWAY	0- 0	1- 0	0- 0				
1- 1	0- 1	0- 0	NEUTRAL	0- 0	0- 0	1- 0				
11- 7	1- 3	2- 2	CONFERENCE	1- 1	6- 0	1- 1				
6- 3	1- 1	1- 1	HOME	1- 0	3- 0	0- 1				
5- 4	0- 2	1- 1	AWAY	0- 1	3- 0	1- 0				
0- 0	0- 0	0- 0	NEUTRAL	0- 0	0- 0	0- 0				

RPI	S	Opponent	Score	RPI	S	Opponent	Score	RPI	S	Opponent	Score	RPI	S	Opponent	Score
2	A	Baylor	47 79	27	H	Missouri	51 68	51	A	TCU	48 62	120	H	Towson	90 43
2	H	Baylor	57 63	29	A	Texas	64 58	51	H	TCU	79 65	124	A	Pittsburgh	77 43
9	N	Iowa	81 84	29	H	Texas	58 70					139	A	Oklahoma St.	77 54
11	A	Iowa St.	61 77	33	A	Kansas St.	79 90					139	H	Oklahoma St.	67 58
11	H	Iowa St.	73 64	33	H	Kansas St.	60 30					144	A	Texas Tech	75 72
												144	H	Texas Tech	68 65
												147	A	Kansas	75 61
												147	H	Kansas	71 50
												152	A	Oklahoma	66 55
												152	H	Oklahoma	69 80
												268	H	Niagara	84 32
												294	H	Bryant	94 48
												305	H	Morgan St.	72 37
												319	H	Coppin St.	78 37
												322	H	NJIT	95 50
												332	H	Eastern Ky.	78 29
												332	N	Eastern Ky.	81 39
LAST 12 Division I GAMES:															
332	N	Eastern Ky.	81 39	51	H	TCU	79 65								
2	H	Baylor	57 63	144	A	Texas Tech	75 72								
147	A	Kansas	75 61	11	A	Iowa St.	61 77								
33	A	Kansas St.	79 90	147	H	Kansas	71 50								
152	H	Oklahoma	69 80	29	A	Texas	64 58								
139	A	Oklahoma St.	77 54	33	H	Kansas St.	60 30								

Non-Div I Games:

West Virginia

■ Loss,
■ Non-Conf,
■ S Site,
■ H Home
■ A Away
N Neutral

Average RPI Win:	320	WON-LOST	WINNING	LAST 10	STRENGTH OF	OPP. STRENGTH	TEAM	ADJ.	CONF.	ADJ CONF.
Average RPI Loss:	208	RECORD	PCT. RANK	GAMES	SCHEDULE	OF SCHEDULE	RPI	RPI	RPI	RPI
DIV. I ONLY	2- 26	348	0- 1	241	323	342	342	27	27	
DIV. I NON-CONF.	2- 11	316	0- 0	173	344	306	306	25	25	
TOTALS	RPI 1-25	RPI 26-50	W-L RECORDS	RPI 51-100	RPI 101-150	RPI 150+				
2- 26	0- 1	0- 0	OVERALL	0- 1	0- 4	2- 20				
1- 11	0- 0	0- 0	HOME	0- 0	0- 1	1- 10				
1- 13	0- 1	0- 0	AWAY	0- 1	0- 2	1- 9				
0- 2	0- 0	0- 0	NEUTRAL	0- 0	0- 1	0- 1				
2- 11	0- 1	0- 0	NON-CONFERENCE	0- 1	0- 1	2- 8				
1- 4	0- 0	0- 0	HOME	0- 0	0- 0	1- 4				
1- 6	0- 1	0- 0	AWAY	0- 1	0- 1	1- 3				
0- 1	0- 0	0- 0	NEUTRAL	0- 0	0- 0	0- 1				
0- 15	0- 0	0- 0	CONFERENCE	0- 0	0- 3	0- 12				
0- 7	0- 0	0- 0	HOME	0- 0	0- 1	0- 6				
0- 7	0- 0	0- 0	AWAY	0- 0	0- 1	0- 6				
0- 1	0- 0	0- 0	NEUTRAL	0- 0	0- 1	0- 0				

RPI	S	Opponent	Score	RPI	S	Opponent	Score	RPI	S	Opponent	Score	RPI	S	Opponent	Score	Team's RPI: 342
21	A	Kentucky	39	99	62	A	Georgia Tech	49	84	140	A	Mercer	55	71		
										140	H	Mercer	67	69		
										140	N	Mercer	32	55		
										148	A	Tennessee Tech	58	77		
										170	A	Chattanooga	58	72		
										170	H	Chattanooga	50	65		
										175	A	Coastal Caro.	59	77		
										183	A	UNC Asheville	49	74		
										191	A	Furman	55	65		
										191	H	Furman	28	53		
										195	H	N.C. A&T	51	69		
										197	N	North Ala.	66	89		
										205	H	Campbell	37	63		
										243	A	ETSU	80	88		
										243	H	ETSU	41	72		
										247	H	Gardner-Webb	52	62		
										259	A	Wofford	65	91		
										259	H	Wofford	55	63		
										290	A	Samford	43	58		
										290	H	Samford	42	75		
										299	A	Winthrop	65	57		
										300	H	South Carolina St.	39	54		
										309	A	UNC Greensboro	59	71		
										309	H	UNC Greensboro	42	66		
										322	A	NJIT	71	79		
										341	H	USC Upstate	68	64		
LAST 12 Division I GAMES:																
140	N	Mercer	32	55	259	H	Wofford	55	63							
170	H	Chattanooga	50	65	191	H	Furman	28	53							
243	H	ETSU	41	72	243	A	ETSU	80	88							
309	H	UNC Greensboro	42	66	170	A	Chattanooga	58	72							
140	A	Mercer	55	71	309	A	UNC Greensboro	59	71							
290	A	Samford	43	58	290	H	Samford	42	75							

Non-Div I Games: North Greenville 71 44 Young Harris 63 54

Western Caro.

Loss, Non-Conf, S Site, H Home A Away N Neutral

Average RPI Win: 272	WON-LOST	WINNING	LAST 10	STRENGTH OF	OPP. STRENGTH	TEAM	ADJ.	CONF.	ADJ CONF.
Average RPI Loss: 131	RECORD	PCT. RANK	GAMES	SCHEDULE	OF SCHEDULE	RPI	RPI	RPI	RPI
DIV. I ONLY	10- 17	244	0- 1	155	228	230	230	19	19
DIV. I NON-CONF.	2- 9	297	0- 0	90	213	263	263	19	19
TOTALS	RPI 1-25	RPI 26-50	W-L RECORDS	RPI 51-100	RPI 101-150	RPI 150+			
10- 17	0- 1	0- 5	OVERALL	0- 2	0- 1	10- 8			
6- 5	0- 1	0- 3	HOME	0- 0	0- 0	6- 1			
3- 9	0- 0	0- 2	AWAY	0- 2	0- 0	3- 5			
1- 3	0- 0	0- 0	NEUTRAL	0- 0	0- 1	1- 2			
2- 9	0- 1	0- 1	NON-CONFERENCE	0- 2	0- 1	2- 4			
1- 2	0- 1	0- 1	HOME	0- 0	0- 0	1- 0			
0- 4	0- 0	0- 0	AWAY	0- 2	0- 0	0- 2			
1- 3	0- 0	0- 0	NEUTRAL	0- 0	0- 1	1- 2			
8- 8	0- 0	0- 4	CONFERENCE	0- 0	0- 0	8- 4			
5- 3	0- 0	0- 2	HOME	0- 0	0- 0	5- 1			
3- 5	0- 0	0- 2	AWAY	0- 0	0- 0	3- 3			
0- 0	0- 0	0- 0	NEUTRAL	0- 0	0- 0	0- 0			

RPI	S	Opponent	Score	RPI	S	Opponent	Score	RPI	S	Opponent	Score	RPI	S	Opponent	Score	Team's RPI: 230
17	H	Drake	71 98	27	H	Missouri	64 89	60	A	Butler	51 92	125	N	Northern Ill.	61 86	
				30	A	South Dakota St.	62 100	88	A	Purdue	60 81	153	A	Denver	85 94	
				30	H	South Dakota St.	84 93					153	H	Denver	87 78	
				37	A	South Dakota	49 92					155	A	Bradley	68 82	
				37	H	South Dakota	61 83					165	A	Oral Roberts	64 68	
												165	H	Oral Roberts	85 92	
												191	N	Furman	85 78	
												239	A	Southeast Mo. St.	71 81	
												241	A	North Dakota	92 80	
												241	H	North Dakota	111 90	
												262	H	Austin Peay	77 72	
												269	N	UTEP	72 84	
												296	N	Eastern Ill.	62 64	
												317	A	Omaha	79 67	
												317	H	Omaha	78 70	
												326	A	North Dakota St.	60 68	
												326	H	North Dakota St.	82 70	
												338	A	Purdue Fort Wayne	90 61	
												338	H	Purdue Fort Wayne	73 59	
LAST 12 Division I GAMES:																
				30	A	South Dakota St.	62 100					326	H	North Dakota St.	82 70	
				153	A	Denver	85 94					241	H	North Dakota	111 90	
				165	H	Oral Roberts	85 92					37	A	South Dakota	49 92	
				37	H	South Dakota	61 83					338	H	Purdue Fort Wayne	73 59	
				317	A	Omaha	79 67					317	H	Omaha	78 70	
				338	A	Purdue Fort Wayne	90 61					241	A	North Dakota	92 80	

Non-Div I Games: MacMurray 136 39 William Woods 81 73

Western Ill.

Average RPI Win:	199	WON-LOST	WINNING	LAST 10	STRENGTH OF	OPP. STRENGTH	TEAM	ADJ.	CONF.	ADJ CONF.
Average RPI Loss:	78	RECORD	PCT. RANK	GAMES	SCHEDULE	OF SCHEDULE	RPI	RPI	RPI	RPI
DIV. I ONLY	15- 13	151	0- 1	57	82	105	105	14	14	
DIV. I NON-CONF.	4- 8	241	0- 1	26	3	127	127	17	17	
TOTALS	RPI 1-25	RPI 26-50	W-L RECORDS	RPI 51-100	RPI 101-150	RPI 150+				
15- 13	0- 5	0- 2	OVERALL	3- 1	2- 1	10- 4				
7- 6	0- 2	0- 1	HOME	2- 0	2- 0	3- 3				
7- 5	0- 1	0- 1	AWAY	1- 1	0- 1	6- 1				
1- 2	0- 2	0- 0	NEUTRAL	0- 0	0- 0	1- 0				
4- 8	0- 5	0- 1	NON-CONFERENCE	1- 0	1- 0	2- 2				
2- 3	0- 2	0- 0	HOME	0- 0	1- 0	1- 1				
1- 3	0- 1	0- 1	AWAY	1- 0	0- 0	0- 1				
1- 2	0- 2	0- 0	NEUTRAL	0- 0	0- 0	1- 0				
11- 5	0- 0	0- 1	CONFERENCE	2- 1	1- 1	8- 2				
5- 3	0- 0	0- 1	HOME	2- 0	1- 0	2- 2				
6- 2	0- 0	0- 0	AWAY	0- 1	0- 1	6- 0				
0- 0	0- 0	0- 0	NEUTRAL	0- 0	0- 0	0- 0				

RPI 1-25				RPI 26-50				RPI 51-100				RPI 101+ Team's RPI: 105			
RPI	S	Opponent	Score	RPI	S	Opponent	Score	RPI	S	Opponent	Score	RPI	S	Opponent	Score
1	A	Notre Dame	53 94	28	A	Central Mich.	90 108	66	A	Middle Tenn.	69 81	102	A	UAB	63 70
3	H	Louisville	80 102	34	H	Rice	46 68	66	H	Middle Tenn.	67 56	107	H	Charlotte	76 58
9	H	Iowa	67 104					67	A	Little Rock	68 56	150	H	Southern Ill.	83 76
13	N	Gonzaga	55 76					96	H	Old Dominion	75 60	152	A	Oklahoma	83 90
25	N	Oregon St.	60 74									169	H	Louisiana Tech	81 76
												184	H	Southern Miss.	56 69
												192	A	North Texas	71 66
												192	H	North Texas	67 76
												200	H	Ball St.	83 86
												201	A	Marshall	69 66
												201	H	Marshall	85 55
												243	N	ETSU	82 68
												269	A	UTEP	64 61
												303	A	UTSA	81 62
												305	H	Morgan St.	90 43
												307	A	Fla. Atlantic	81 50
												314	A	FIU	94 82
LAST 12 Division I GAMES:															
				13	N	Gonzaga	55 76	66	A	Middle Tenn.	69 81				
				243	N	ETSU	82 68	192	H	North Texas	67 76				
				66	H	Middle Tenn.	67 56	34	H	Rice	46 68				
				192	A	North Texas	71 66	269	A	UTEP	64 61				
				201	A	Marshall	69 66	303	A	UTSA	81 62				
				102	A	UAB	63 70	169	H	Louisiana Tech	81 76				

Non-Div I Games: Union (TN) 77 65 Bellarmine 95 57

Western Ky.

Loss, Non-Conf, S Site, H Home A Away N Neutral

Average RPI Win:	277	WON-LOST	WINNING	LAST 10	STRENGTH OF	OPP. STRENGTH	TEAM	ADJ.	CONF.	ADJ CONF.
Average RPI Loss:	114	RECORD	PCT. RANK	GAMES	SCHEDULE	OF SCHEDULE	RPI	RPI	RPI	RPI
DIV. I ONLY	9- 18	261	0- 1	240	110	264	264	8	8	
DIV. I NON-CONF.	5- 5	162	0- 0	350	290	330	330	9	9	
TOTALS	RPI 1-25	RPI 26-50	W-L RECORDS	RPI 51-100	RPI 101-150	RPI 150+				
9- 18	0- 0	0- 5	OVERALL	0- 5	0- 2	9- 6				
4- 9	0- 0	0- 3	HOME	0- 3	0- 1	4- 2				
4- 8	0- 0	0- 2	AWAY	0- 2	0- 1	4- 3				
1- 1	0- 0	0- 0	NEUTRAL	0- 0	0- 0	1- 1				
5- 5	0- 0	0- 1	NON-CONFERENCE	0- 0	0- 1	5- 3				
2- 3	0- 0	0- 1	HOME	0- 0	0- 1	2- 1				
2- 1	0- 0	0- 0	AWAY	0- 0	0- 0	2- 1				
1- 1	0- 0	0- 0	NEUTRAL	0- 0	0- 0	1- 1				
4- 13	0- 0	0- 4	CONFERENCE	0- 5	0- 1	4- 3				
2- 6	0- 0	0- 2	HOME	0- 3	0- 0	2- 1				
2- 7	0- 0	0- 2	AWAY	0- 2	0- 1	2- 2				
0- 0	0- 0	0- 0	NEUTRAL	0- 0	0- 0	0- 0				

RPI 1-25				RPI 26-50				RPI 51-100				RPI 101+				Team's RPI: 264	
RPI	S	Opponent	Score	RPI	S	Opponent	Score	RPI	S	Opponent	Score	RPI	S	Opponent	Score		
				28	A	Central Mich.	57 88	53	H	Miami (OH)	62 81	125	A	Northern Ill.	64 77		
				28	H	Central Mich.	53 87	75	A	Toledo	63 73	142	H	New Mexico St.	54 66		
				31	A	Ohio	56 70	75	H	Toledo	57 80	151	A	Akron	62 69		
				36	H	Buffalo	59 61	83	A	Kent St.	51 55	151	H	Akron	59 72		
				43	H	Michigan	42 79	83	H	Kent St.	52 56	200	A	Ball St.	65 62		
												200	H	Ball St.	72 54		
												217	A	Eastern Mich.	61 64		
												217	H	Eastern Mich.	71 68		
												218	A	Bowling Green	84 82		
												235	A	Ole Miss	66 69		
												241	N	North Dakota	50 62		
												246	H	Loyola Chicago	53 64		
												307	A	Fla. Atlantic	69 59		
												332	H	Eastern Ky.	64 53		
												333	A	Detroit Mercy	54 44		
												338	H	Purdue Fort Wayne	69 61		
												346	N	Florida A&M	69 50		
LAST 12 Division I GAMES:																	
				28	A	Central Mich.	57 88	28	H	Central Mich.	53 87						
				200	H	Ball St.	72 54	151	A	Akron	62 69						
				75	A	Toledo	63 73	83	A	Kent St.	51 55						
				217	H	Eastern Mich.	71 68	53	H	Miami (OH)	62 81						
				83	H	Kent St.	52 56	125	A	Northern Ill.	64 77						
				31	A	Ohio	56 70	200	A	Ball St.	65 62						

Non-Div I Games: Saginaw Valley 75 51

Western Mich.

■ Loss,
■ Non-Conf,
■ S Site,
■ H Home
■ A Away
N Neutral

Average RPI Win:	219	WON-LOST	WINNING	LAST 10	STRENGTH OF	OPP. STRENGTH	TEAM	ADJ.	CONF.	ADJ CONF.
Average RPI Loss:	128	RECORD	PCT. RANK	GAMES	SCHEDULE	OF SCHEDULE	RPI	RPI	RPI	RPI
DIV. I ONLY	12- 18	226	0- 1	206	107	256	256	9	9	
DIV. I NON-CONF.	7- 6	153	0- 0	247	216	254	254	8	8	
TOTALS	RPI 1-25	RPI 26-50	W-L RECORDS	RPI 51-100	RPI 101-150	RPI 150+				
12- 18	0- 2	0- 1	OVERALL	1- 3	0- 4	11- 8				
10- 8	0- 2	0- 0	HOME	1- 2	0- 2	9- 2				
2- 6	0- 0	0- 0	AWAY	0- 1	0- 1	2- 4				
0- 4	0- 0	0- 1	NEUTRAL	0- 0	0- 1	0- 2				
7- 6	0- 0	0- 1	NON-CONFERENCE	1- 1	0- 3	6- 1				
7- 3	0- 0	0- 0	HOME	1- 1	0- 2	6- 0				
0- 0	0- 0	0- 0	AWAY	0- 0	0- 0	0- 0				
0- 3	0- 0	0- 1	NEUTRAL	0- 0	0- 1	0- 1				
5- 12	0- 2	0- 0	CONFERENCE	0- 2	0- 1	5- 7				
3- 5	0- 2	0- 0	HOME	0- 1	0- 0	3- 2				
2- 6	0- 0	0- 0	AWAY	0- 1	0- 1	2- 4				
0- 1	0- 0	0- 0	NEUTRAL	0- 0	0- 0	0- 1				

RPI S	Opponent	Score	RPI S	Opponent	Score	RPI S	Opponent	Score	RPI S	Opponent	Score	Team's RPI: 256
6	H UConn	47 84	37	N South Dakota	64 73	68	H Missouri St.	63 60	116	N Northwestern	43 65	
15	H UCF	49 57				73	A Cincinnati	54 82	121	A South Fla.	46 55	
						99	H Creighton	71 83	139	H Oklahoma St.	47 60	
						100	H Houston	58 66	148	H Tennessee Tech	45 55	
									157	N Washington St.	59 85	
									161	A Tulsa	49 63	
									161	H Tulsa	71 49	
									161	N Tulsa	50 61	
									166	A Temple	52 68	
									166	H Temple	40 65	
									168	A Tulane	62 44	
									169	H Louisiana Tech	70 56	
									174	H Sam Houston St.	63 55	
									194	A East Carolina	56 78	
									194	H East Carolina	57 47	
									210	H Grambling	70 61	
									224	A Memphis	57 48	
									224	H Memphis	50 71	
									227	A SMU	50 78	
									227	H SMU	53 42	
									336	H Houston Baptist	68 50	
									345	H Savannah St.	66 50	
									348	H Ark.-Pine Bluff	76 39	
LAST 12 Division I GAMES:												
161	N Tulsa	50 61	15	H UCF	49 57							
157	N Washington St.	59 85	227	H SMU	53 42							
161	H Tulsa	71 49	73	A Cincinnati	54 82							
166	A Temple	52 68	224	A Memphis	57 48							
6	H UConn	47 84	166	H Temple	40 65							
121	A South Fla.	46 55	194	H East Carolina	57 47							

Non-Div I Games:

Wichita St.

■ Loss,
 ■ Non-Conf,
 ■ S Site,
 ■ Home
 ■ A Away
 N Neutral

William & Mary

Through Games Of March 8, 2019

Average RPI Win:	210	WON-LOST	WINNING	LAST 10	STRENGTH OF	OPP. STRENGTH	TEAM	ADJ.	CONF.	ADJ CONF.
Average RPI Loss:	125	RECORD	PCT. RANK	GAMES	SCHEDULE	OF SCHEDULE	RPI	RPI	RPI	RPI
DIV. I ONLY	13- 15	194	0- 1	112	170	159	159	10	10	
DIV. I NON-CONF.	7- 4	108	0- 0	169	318	114	114	10	10	
TOTALS	RPI 1-25	RPI 26-50	W-L RECORDS	RPI 51-100	RPI 101-150	RPI 150+				
13- 15	0- 0	0- 2	OVERALL	1- 3	2- 7	10- 3				
6- 7	0- 0	0- 1	HOME	0- 2	1- 3	5- 1				
7- 8	0- 0	0- 1	AWAY	1- 1	1- 4	5- 2				
0- 0	0- 0	0- 0	NEUTRAL	0- 0	0- 0	0- 0				
7- 4	0- 0	0- 0	NON-CONFERENCE	0- 2	0- 1	7- 1				
4- 1	0- 0	0- 0	HOME	0- 1	0- 0	4- 0				
3- 3	0- 0	0- 0	AWAY	0- 1	0- 1	3- 1				
0- 0	0- 0	0- 0	NEUTRAL	0- 0	0- 0	0- 0				
6- 11	0- 0	0- 2	CONFERENCE	1- 1	2- 6	3- 2				
2- 6	0- 0	0- 1	HOME	0- 1	1- 3	1- 1				
4- 5	0- 0	0- 1	AWAY	1- 0	1- 3	2- 1				
0- 0	0- 0	0- 0	NEUTRAL	0- 0	0- 0	0- 0				

RPI 1-25				RPI 26-50				RPI 51-100				RPI 101+ Team's RPI: 159			
RPI	S	Opponent	Score	RPI	S	Opponent	Score	RPI	S	Opponent	Score	RPI	S	Opponent	Score
				26	A	James Madison	48 65	70	A	Drexel	77 72	101	A	Northeastern	74 88
				26	H	James Madison	65 78	70	H	Drexel	58 62	101	H	Northeastern	71 75
								93	H	VCU	55 72	109	A	Hartford	45 50
								96	A	Old Dominion	69 83	117	A	UNCW	58 66
												117	H	UNCW	70 64
												120	A	Towson	80 69
												120	H	Towson	75 82
												131	A	Delaware	52 68
												131	H	Delaware	59 70
												154	A	Davidson	65 76
												194	H	East Carolina	63 43
												212	H	George Washington	73 59
												219	A	Elon	64 59
												219	H	Elon	65 60
												221	H	Howard	88 75
												245	A	Hofstra	60 55
												271	H	Richmond	65 55
												274	A	Loyola Maryland	65 49
												279	A	Norfolk St.	55 44
												284	A	Fairfield	60 54
												297	A	Col. of Charleston	77 79
												297	H	Col. of Charleston	54 66
LAST 12 Division I GAMES:															
				101	H	Northeastern	71 75	117	A	UNCW	58 66				
				131	A	Delaware	52 68	297	A	Col. of Charleston	77 79				
				70	A	Drexel	77 72	70	H	Drexel	58 62				
				26	H	James Madison	65 78	131	H	Delaware	59 70				
				120	H	Towson	75 82	120	A	Towson	80 69				
				219	A	Elon	64 59	26	A	James Madison	48 65				

Non-Div I Games:

William & Mary

Loss, Non-Conf, S Site, H Home A Away N Neutral

Winthrop

Through Games Of March 8, 2019

Average RPI Win:	290	WON-LOST	WINNING	LAST 10	STRENGTH OF	OPP. STRENGTH	TEAM	ADJ.	CONF.	ADJ CONF.
Average RPI Loss:	205	RECORD	PCT. RANK	GAMES	SCHEDULE	OF SCHEDULE	RPI	RPI	RPI	RPI
DIV. I ONLY	10- 17	244	0- 1	329	311	299	299	28	28	
DIV. I NON-CONF.	4- 6	212	0- 0	327	313	282	282	29	29	
TOTALS	RPI 1-25	RPI 26-50	W-L RECORDS	RPI 51-100	RPI 101-150	RPI 150+				
10- 17	0- 0	0- 1	OVERALL	0- 2	0- 2	10- 12				
5- 7	0- 0	0- 0	HOME	0- 1	0- 0	5- 6				
5- 10	0- 0	0- 1	AWAY	0- 1	0- 2	5- 6				
0- 0	0- 0	0- 0	NEUTRAL	0- 0	0- 0	0- 0				
4- 6	0- 0	0- 1	NON-CONFERENCE	0- 0	0- 1	4- 4				
2- 1	0- 0	0- 0	HOME	0- 0	0- 0	2- 1				
2- 5	0- 0	0- 1	AWAY	0- 0	0- 1	2- 3				
0- 0	0- 0	0- 0	NEUTRAL	0- 0	0- 0	0- 0				
6- 11	0- 0	0- 0	CONFERENCE	0- 2	0- 1	6- 8				
3- 6	0- 0	0- 0	HOME	0- 1	0- 0	3- 5				
3- 5	0- 0	0- 0	AWAY	0- 1	0- 1	3- 3				
0- 0	0- 0	0- 0	NEUTRAL	0- 0	0- 0	0- 0				

RPI S	Opponent	Score	RPI S	Opponent	Score	RPI S	Opponent	Score	RPI S	Opponent	Score	Team's RPI: 299
26	A James Madison	39 56	86	A Radford	49 70	112	A Georgia	39 85				
			86	H Radford	57 79	113	A High Point	54 56				
						180	A Wisconsin	41 76				
						183	A UNC Asheville	36 70				
						183	H UNC Asheville	43 55				
						199	H Hampton	63 84				
						205	A Campbell	59 46				
						205	H Campbell	67 76				
						219	H Elon	58 57				
						247	A Gardner-Webb	64 62				
						247	H Gardner-Webb	52 65				
						259	A Wofford	53 70				
						285	A Ga. Southern	55 64				
						292	A Charleston So.	57 67				
						292	H Charleston So.	57 52				
						297	A Col. of Charleston	71 64				
						300	A South Carolina St.	58 50				
						331	A Presbyterian	62 54				
						331	H Presbyterian	55 52				
						335	H N.C. Central	66 41				
						339	H Longwood	77 69				
						341	A USC Upstate	49 58				
						341	H USC Upstate	50 76				
						342	H Western Caro.	57 65				
LAST 12 Division I GAMES:												
292	A Charleston So.	57 67	331	A Presbyterian	62 54							
205	H Campbell	67 76	183	A UNC Asheville	36 70							
341	A USC Upstate	49 58	113	A High Point	54 56							
86	H Radford	57 79	331	H Presbyterian	55 52							
183	H UNC Asheville	43 55	199	H Hampton	63 84							
247	H Gardner-Webb	52 65	247	A Gardner-Webb	64 62							

Non-Div I Games: Newberry

63 67

Winthrop

■ Loss,
 ■ Non-Conf,
 ■ S Site,
 ■ H Home
 ■ A Away
 N Neutral

Average RPI Win:	196	WON-LOST	WINNING	LAST 10	STRENGTH OF	OPP. STRENGTH	TEAM	ADJ.	CONF.	ADJ CONF.
Average RPI Loss:	82	RECORD	PCT. RANK	GAMES	SCHEDULE	OF SCHEDULE	RPI	RPI	RPI	RPI
DIV. I ONLY	15- 18	204	1- 0	152	73	180	180	4	4	
DIV. I NON-CONF.	9- 3	62	0- 0	307	231	167	167	6	6	
TOTALS	RPI 1-25	RPI 26-50	W-L RECORDS	RPI 51-100	RPI 101-150	RPI 150+				
15- 18	0- 3	1- 4	OVERALL	3- 5	3- 5	8- 1				
10- 6	0- 0	1- 2	HOME	2- 2	1- 2	6- 0				
1- 10	0- 3	0- 1	AWAY	0- 2	0- 3	1- 1				
4- 2	0- 0	0- 1	NEUTRAL	1- 1	2- 0	1- 0				
9- 3	0- 0	0- 0	NON-CONFERENCE	0- 3	2- 0	7- 0				
6- 1	0- 0	0- 0	HOME	0- 1	1- 0	5- 0				
1- 1	0- 0	0- 0	AWAY	0- 1	0- 0	1- 0				
2- 1	0- 0	0- 0	NEUTRAL	0- 1	1- 0	1- 0				
6- 15	0- 3	1- 4	CONFERENCE	3- 2	1- 5	1- 1				
4- 5	0- 0	1- 2	HOME	2- 1	0- 2	1- 0				
0- 9	0- 3	0- 1	AWAY	0- 1	0- 3	0- 1				
2- 1	0- 0	0- 1	NEUTRAL	1- 0	1- 0	0- 0				

RPI	S	Opponent	Score	RPI	S	Opponent	Score	RPI	S	Opponent	Score	RPI	S	Opponent	Score	Team's RPI: 180
9	A	Iowa	53 71	40	H	Michigan St.	79 62	72	A	Green Bay	46 55	106	A	Minnesota	56 74	
14	A	Maryland	57 75	43	A	Michigan	49 59	80	H	Duke	53 60	106	H	Minnesota	50 78	
24	A	Rutgers	53 73	43	H	Michigan	70 76	81	N	Arkansas	68 69	116	A	Northwestern	46 72	
				43	N	Michigan	65 73	88	H	Purdue	76 69	124	N	Pittsburgh	57 42	
				46	H	Indiana	68 75	91	H	Nebraska	70 69	130	H	IUPUI	65 64	
								95	A	Ohio St.	68 70	145	A	Penn St.	64 71	
								95	H	Ohio St.	50 61	145	H	Penn St.	59 65	
								95	N	Ohio St.	73 63	145	N	Penn St.	65 57	
												193	A	Milwaukee	68 57	
												201	H	Marshall	67 49	
												220	A	Illinois	68 78	
												220	H	Illinois	75 67	
												299	H	Winthrop	76 41	
												304	N	Tennessee St.	58 53	
												326	H	North Dakota St.	64 53	
												328	H	Evansville	96 60	
												349	H	Chicago St.	85 38	
LAST 12 Division I GAMES:																
145	N	Penn St.	65 57	220	H	Illinois	75 67									
95	N	Ohio St.	73 63	95	A	Ohio St.	68 70									
43	N	Michigan	65 73	40	H	Michigan St.	79 62									
43	A	Michigan	49 59	220	A	Illinois	68 78									
95	H	Ohio St.	50 61	43	H	Michigan	70 76									
24	A	Rutgers	53 73	14	A	Maryland	57 75									

Non-Div I Games:

Wisconsin

■ Loss,
 ■ Non-Conf,
 ■ S Site,
 ■ Home
 ■ A Away
 N Neutral

Average RPI Win: 277	WON-LOST	WINNING	LAST 10	STRENGTH OF	OPP. STRENGTH	TEAM	ADJ.	CONF.	ADJ CONF.
Average RPI Loss: 189	RECORD	PCT. RANK	GAMES	SCHEDULE	OF SCHEDULE	RPI	RPI	RPI	RPI
DIV. I ONLY	13- 15	194	1- 0	337	255	259	259	27	27
DIV. I NON-CONF.	5- 7	206	0- 0	326	247	255	255	25	25
TOTALS	RPI 1-25	RPI 26-50	W-L RECORDS	RPI 51-100	RPI 101-150	RPI 150+			
13- 15	0- 0	0- 1	OVERALL	0- 1	0- 5	13- 8			
9- 1	0- 0	0- 0	HOME	0- 0	0- 1	9- 0			
3- 13	0- 0	0- 1	AWAY	0- 1	0- 3	3- 8			
1- 1	0- 0	0- 0	NEUTRAL	0- 0	0- 1	1- 0			
5- 7	0- 0	0- 1	NON-CONFERENCE	0- 1	0- 2	5- 3			
3- 0	0- 0	0- 0	HOME	0- 0	0- 0	3- 0			
2- 7	0- 0	0- 1	AWAY	0- 1	0- 2	2- 3			
0- 0	0- 0	0- 0	NEUTRAL	0- 0	0- 0	0- 0			
8- 8	0- 0	0- 0	CONFERENCE	0- 0	0- 3	8- 5			
6- 1	0- 0	0- 0	HOME	0- 0	0- 1	6- 0			
1- 6	0- 0	0- 0	AWAY	0- 0	0- 1	1- 5			
1- 1	0- 0	0- 0	NEUTRAL	0- 0	0- 1	1- 0			

RPI 1-25			RPI 26-50			RPI 51-100			RPI 101+			Team's RPI: 259
RPI	S	Opponent	Score	RPI	S	Opponent	Score	RPI	S	Opponent	Score	
				50	A	Clemson	77 85	62	A	Georgia Tech	40 81	
								107	A	Charlotte	63 85	
								140	A	Mercer	59 65	
								140	H	Mercer	79 81	
								140	N	Mercer	51 69	
								149	A	Appalachian St.	70 94	
								170	A	Chattanooga	82 89	
								170	H	Chattanooga	64 60	
								183	A	UNC Asheville	46 60	
								191	A	Furman	50 63	
								191	H	Furman	84 75	
								243	A	ETSU	79 92	
								243	H	ETSU	77 74	
								243	N	ETSU	75 66	
								247	H	Gardner-Webb	59 53	
								285	A	Ga. Southern	81 65	
								290	A	Samford	62 79	
								290	H	Samford	71 62	
								297	H	Col. of Charleston	78 58	
								299	H	Winthrop	70 53	
								309	A	UNC Greensboro	61 77	
								309	H	UNC Greensboro	93 66	
								331	A	Presbyterian	50 61	
								335	A	N.C. Central	59 66	
								339	A	Longwood	101 72	
								342	A	Western Caro.	63 55	
								342	H	Western Caro.	91 65	
LAST 12 Division I GAMES:												
				243	N	ETSU	75 66	243	H	ETSU	77 74	
				140	N	Mercer	51 69	342	A	Western Caro.	63 55	
				140	A	Mercer	59 65	309	A	UNC Greensboro	61 77	
				290	A	Samford	62 79	290	H	Samford	71 62	
				191	H	Furman	84 75	140	H	Mercer	79 81	
				170	H	Chattanooga	64 60	191	A	Furman	50 63	

Non-Div I Games: Warren Wilson 107 30 Southern Wesleyan 110 47 Brevard 106 52

Wofford

Average RPI Win: 222	WON-LOST	WINNING	LAST 10	STRENGTH OF	OPP. STRENGTH	TEAM	ADJ.	CONF.	ADJ CONF.
Average RPI Loss: 112	RECORD	PCT. RANK	GAMES	SCHEDULE	OF SCHEDULE	RPI	RPI	RPI	RPI
DIV. I ONLY	24- 6	24	1- 0	248	209	74	74	21	21
DIV. I NON-CONF.	7- 4	108	0- 0	79	164	57	57	18	18
TOTALS	RPI 1-25	RPI 26-50	W-L RECORDS	RPI 51-100	RPI 101-150	RPI 150+			
24- 6	0- 0	0- 1	OVERALL	3- 2	4- 2	17- 1			
11- 1	0- 0	0- 0	HOME	2- 1	2- 0	7- 0			
9- 5	0- 0	0- 1	AWAY	0- 1	1- 2	8- 1			
4- 0	0- 0	0- 0	NEUTRAL	1- 0	1- 0	2- 0			
7- 4	0- 0	0- 1	NON-CONFERENCE	2- 1	1- 1	4- 1			
1- 1	0- 0	0- 0	HOME	1- 1	0- 0	0- 0			
2- 3	0- 0	0- 1	AWAY	0- 0	0- 1	2- 1			
4- 0	0- 0	0- 0	NEUTRAL	1- 0	1- 0	2- 0			
17- 2	0- 0	0- 0	CONFERENCE	1- 1	3- 1	13- 0			
10- 0	0- 0	0- 0	HOME	1- 0	2- 0	7- 0			
7- 2	0- 0	0- 0	AWAY	0- 1	1- 1	6- 0			
0- 0	0- 0	0- 0	NEUTRAL	0- 0	0- 0	0- 0			

RPI 1-25			RPI 26-50			RPI 51-100			Team's RPI: 74			RPI 101+			
RPI	S	Opponent	Score	RPI	S	Opponent	Score	RPI	S	Opponent	Score	RPI	S	Opponent	Score
40	A	Michigan St.	68 84	54	H	Belmont	63 79	107	A	Charlotte	85 88				
				70	N	Drexel	71 63	115	A	Youngstown St.	68 83				
				72	A	Green Bay	37 56	115	H	Youngstown St.	70 65				
				72	H	Green Bay	85 67	122	N	Marist	76 60				
				83	H	Kent St.	61 55	130	A	IUPUI	78 75				
								130	H	IUPUI	66 59				
								193	A	Milwaukee	73 69				
								193	H	Milwaukee	61 57				
								198	A	UNLV	68 52				
								208	N	Stetson	57 44				
								240	A	Northern Ky.	61 55				
								240	H	Northern Ky.	78 56				
								245	N	Hofstra	93 64				
								267	A	Manhattan	60 44				
								281	A	Cleveland St.	70 65				
								281	H	Cleveland St.	78 52				
								282	A	CSU Bakersfield	74 76				
								308	A	Oakland	73 64				
								308	H	Oakland	69 58				
								308	H	Oakland	83 60				
LAST 12 Division I GAMES:															
308	H	Oakland	83 60	72	A	Green Bay	37 56	333	A	Detroit Mercy	76 73				
308	A	Oakland	73 64	193	A	Milwaukee	73 69	333	H	Detroit Mercy	78 59				
333	A	Detroit Mercy	76 73	130	H	IUPUI	66 59	340	A	UIC	79 46				
115	H	Youngstown St.	70 65	340	H	UIC	72 47	340	H	UIC	72 47				
281	H	Cleveland St.	78 52	333	H	Detroit Mercy	78 59								
240	H	Northern Ky.	78 56	308	H	Oakland	69 58								

Non-Div I Games: Kentucky St. 83 53

Wright St.

Wyoming

Through Games Of March 8, 2019

Average RPI Win:	197	WON-LOST	WINNING	LAST 10	STRENGTH OF	OPP. STRENGTH	TEAM	ADJ.	CONF.	ADJ CONF.
Average RPI Loss:	83	RECORD	PCT. RANK	GAMES	SCHEDULE	OF SCHEDULE	RPI	RPI	RPI	RPI
DIV. I ONLY	18- 7	59	0- 1	108	130	61	61	15	15	
DIV. I NON-CONF.	5- 2	82	0- 0	23	79	21	21	13	13	
TOTALS	RPI 1-25	RPI 26-50	W-L RECORDS	RPI 51-100	RPI 101-150	RPI 150+				
18- 7	0- 0	2- 3	OVERALL	1- 2	2- 1	13- 1				
11- 2	0- 0	2- 1	HOME	1- 0	1- 1	7- 0				
6- 5	0- 0	0- 2	AWAY	0- 2	1- 0	5- 1				
1- 0	0- 0	0- 0	NEUTRAL	0- 0	0- 0	1- 0				
5- 2	0- 0	1- 0	NON-CONFERENCE	1- 2	1- 0	2- 0				
4- 0	0- 0	1- 0	HOME	1- 0	1- 0	1- 0				
0- 2	0- 0	0- 0	AWAY	0- 2	0- 0	0- 0				
1- 0	0- 0	0- 0	NEUTRAL	0- 0	0- 0	1- 0				
13- 5	0- 0	1- 3	CONFERENCE	0- 0	1- 1	11- 1				
7- 2	0- 0	1- 1	HOME	0- 0	0- 1	6- 0				
6- 3	0- 0	0- 2	AWAY	0- 0	1- 0	5- 1				
0- 0	0- 0	0- 0	NEUTRAL	0- 0	0- 0	0- 0				

RPI S	Opponent	Score	RPI S	Opponent	Score	RPI S	Opponent	Score	RPI S	Opponent	Score
30	H South Dakota St.	77 70	42	A New Mexico	50 57	42	H New Mexico	75 78	49	A Boise St.	64 72
			49	H Boise St.	64 52						
Team's RPI: 61											
55	A Saint Mary's (CA)	84 90	77	H Idaho	64 61	90	A Pacific	64 70	123	A Fresno St.	63 56
									123	H Fresno St.	64 66
									143	H Montana St.	66 58
									153	H Denver	78 74
									179	A Utah St.	42 50
									179	H Utah St.	53 35
									192	N North Texas	53 49
									198	A UNLV	64 49
									198	H UNLV	90 62
									229	H San Diego St.	87 45
									252	A Nevada	55 51
									273	A Colorado St.	60 49
									273	H Colorado St.	56 32
									291	A Air Force	59 56
									291	H Air Force	80 60
									293	A San Jose St.	70 56
									293	H San Jose St.	85 56
LAST 12 Division I GAMES:											
42	A New Mexico	50 57	252	A Nevada	55 51						
293	H San Jose St.	85 56	179	H Utah St.	53 35						
291	A Air Force	59 56	273	A Colorado St.	60 49						
123	H Fresno St.	64 66	291	H Air Force	80 60						
273	H Colorado St.	56 32	123	A Fresno St.	63 56						
198	A UNLV	64 49	49	H Boise St.	64 52						

Non-Div I Games: Chadron St. 80 33 UC-Colo. Springs 98 37

Wyoming

Loss, Non-Conf, S Site, H Home A Away N Neutral

Average RPI Win:	226	WON-LOST	WINNING	LAST 10	STRENGTH OF	OPP. STRENGTH	TEAM	ADJ.	CONF.	ADJ CONF.
Average RPI Loss:	71	RECORD	PCT. RANK	GAMES	SCHEDULE	OF SCHEDULE	RPI	RPI	RPI	RPI
DIV. I ONLY	11- 18	240	0- 1	106	79	202	202	6	6	
DIV. I NON-CONF.	9- 2	43	0- 0	282	309	133	133	4	4	
TOTALS	RPI 1-25	RPI 26-50	W-L RECORDS	RPI 51-100	RPI 101-150	RPI 150+				
11- 18	0- 4	0- 2	OVERALL	0- 7	4- 5	7- 0				
9- 9	0- 2	0- 1	HOME	0- 3	2- 3	7- 0				
2- 9	0- 2	0- 1	AWAY	0- 4	2- 2	0- 0				
0- 0	0- 0	0- 0	NEUTRAL	0- 0	0- 0	0- 0				
9- 2	0- 0	0- 0	NON-CONFERENCE	0- 1	2- 1	7- 0				
8- 1	0- 0	0- 0	HOME	0- 0	1- 1	7- 0				
1- 1	0- 0	0- 0	AWAY	0- 1	1- 0	0- 0				
0- 0	0- 0	0- 0	NEUTRAL	0- 0	0- 0	0- 0				
2- 16	0- 4	0- 2	CONFERENCE	0- 6	2- 4	0- 0				
1- 8	0- 2	0- 1	HOME	0- 3	1- 2	0- 0				
1- 8	0- 2	0- 1	AWAY	0- 3	1- 2	0- 0				
0- 0	0- 0	0- 0	NEUTRAL	0- 0	0- 0	0- 0				

RPI 1-25				RPI 26-50				RPI 51-100				RPI 101+ Team's RPI: 202			
RPI	S	Opponent	Score	RPI	S	Opponent	Score	RPI	S	Opponent	Score	RPI	S	Opponent	Score
12	A	Marquette	53 79	45	A	Villanova	71 75	60	A	Butler	38 63	106	H	Minnesota	53 78
12	H	Marquette	44 90	45	H	Villanova	63 68	60	H	Butler	41 63	118	A	St. John's (NY)	41 70
22	A	DePaul	48 81					71	A	Georgetown	61 68	118	H	St. John's (NY)	57 76
22	H	DePaul	71 73					71	H	Georgetown	64 67	119	A	Providence	58 71
								73	A	Cincinnati	61 79	119	H	Providence	55 63
								99	A	Creighton	62 66	126	A	Seton Hall	80 76
								99	H	Creighton	52 53	126	H	Seton Hall	63 62
												146	A	Wake Forest	62 50
												148	H	Tennessee Tech	70 60
												197	H	North Ala.	94 81
												218	H	Bowling Green	65 49
												266	H	Alabama St.	87 58
												284	H	Fairfield	48 35
												287	H	New Orleans	61 45
												337	H	Delaware St.	80 59
												349	H	Chicago St.	91 57
LAST 12 Division I GAMES:															
71	H	Georgetown	64 67	60	A	Butler	38 63								
45	H	Villanova	63 68	118	A	St. John's (NY)	41 70								
12	A	Marquette	53 79	126	A	Seton Hall	80 76								
22	A	DePaul	48 81	22	H	DePaul	71 73								
99	H	Creighton	52 53	12	H	Marquette	44 90								
119	H	Providence	55 63	119	A	Providence	58 71								

Non-Div I Games:

Xavier

■ Loss,
■ Non-Conf,
■ S Site,
■ H Home
■ A Away
N Neutral

Average RPI Win: 230	WON-LOST	WINNING	LAST 10	STRENGTH OF	OPP. STRENGTH	TEAM	ADJ.	CONF.	ADJ CONF.
Average RPI Loss: 133	RECORD	PCT. RANK	GAMES	SCHEDULE	OF SCHEDULE	RPI	RPI	RPI	RPI
DIV. I ONLY	16- 12	135	1- 0	180	227	128	128	11	11
DIV. I NON-CONF.	10- 5	91	1- 0	196	331	91	91	11	11
TOTALS	RPI 1-25	RPI 26-50	W-L RECORDS	RPI 51-100	RPI 101-150	RPI 150+			
16- 12	0- 0	0- 0	OVERALL	2- 5	1- 3	13- 4			
7- 2	0- 0	0- 0	HOME	1- 1	0- 0	6- 1			
6- 10	0- 0	0- 0	AWAY	1- 4	1- 3	4- 3			
3- 0	0- 0	0- 0	NEUTRAL	0- 0	0- 0	3- 0			
10- 5	0- 0	0- 0	NON-CONFERENCE	0- 2	1- 3	9- 0			
3- 0	0- 0	0- 0	HOME	0- 0	0- 0	3- 0			
4- 5	0- 0	0- 0	AWAY	0- 2	1- 3	3- 0			
3- 0	0- 0	0- 0	NEUTRAL	0- 0	0- 0	3- 0			
6- 7	0- 0	0- 0	CONFERENCE	2- 3	0- 0	4- 4			
4- 2	0- 0	0- 0	HOME	1- 1	0- 0	3- 1			
2- 5	0- 0	0- 0	AWAY	1- 2	0- 0	1- 3			
0- 0	0- 0	0- 0	NEUTRAL	0- 0	0- 0	0- 0			

RPI 1-25			RPI 26-50			RPI 51-100				RPI 101+			Team's RPI: 128				
RPI	S	Opponent	Score	RPI	S	Opponent	Score	RPI	S	Opponent	Score	RPI	S	Opponent	Score		
								56	A	Penn	48	54	115	A	Youngstown St.	58	56
								56	H	Penn	56	65	118	A	St. John's (NY)	52	56
								57	A	Princeton	96	86	119	A	Providence	42	59
								64	A	SFA	57	67	125	A	Northern Ill.	80	89
								73	A	Cincinnati	52	66	178	N	Saint Louis	58	52
								84	A	Harvard	69	83	195	N	N.C. A&T	59	49
								84	H	Harvard	65	62	196	A	Dartmouth	54	56
													196	H	Dartmouth	64	49
													206	A	Cornell	56	66
													206	H	Cornell	41	43
													248	H	Colgate	80	61
													253	A	Columbia	67	54
													253	H	Columbia	69	61
													268	N	Niagara	67	64
													275	A	Vermont	58	55
													278	A	Army West Point	62	51
													288	A	Brown	71	86
													288	H	Brown	84	72
													315	A	Wagner	74	41
													325	H	Central Conn. St.	58	46
													347	H	Saint Peter's	72	56
LAST 12 Division I GAMES:																	
195	N	N.C. A&T	59	49	84	A	Harvard	69	83								
64	A	SFA	57	67	196	A	Dartmouth	54	56								
268	N	Niagara	67	64	206	H	Cornell	41	43								
56	H	Penn	56	65	253	H	Columbia	69	61								
253	A	Columbia	67	54	56	A	Penn	48	54								
206	A	Cornell	56	66	57	A	Princeton	96	86								

Non-Div I Games:

Yale

■ Loss,
 ■ Non-Conf,
 ■ S Site,
 ■ Home
 ■ A Away
 N Neutral

Average RPI Win:	231	WON-LOST	WINNING	LAST 10	STRENGTH OF	OPP. STRENGTH	TEAM	ADJ.	CONF.	ADJ CONF.
Average RPI Loss:	120	RECORD	PCT. RANK	GAMES	SCHEDULE	OF SCHEDULE	RPI	RPI	RPI	RPI
DIV. I ONLY	20- 8	61	1- 0	249	224	115	115	21	21	
DIV. I NON-CONF.	6- 3	91	0- 0	112	198	80	80	18	18	
TOTALS	RPI 1-25	RPI 26-50	W-L RECORDS	RPI 51-100	RPI 101-150	RPI 150+				
20- 8	0- 0	0- 1	OVERALL	2- 3	2- 2	16- 2				
14- 1	0- 0	0- 0	HOME	2- 0	1- 1	11- 0				
6- 7	0- 0	0- 1	AWAY	0- 3	1- 1	5- 2				
0- 0	0- 0	0- 0	NEUTRAL	0- 0	0- 0	0- 0				
6- 3	0- 0	0- 1	NON-CONFERENCE	0- 1	1- 1	5- 0				
4- 1	0- 0	0- 0	HOME	0- 0	0- 1	4- 0				
2- 2	0- 0	0- 1	AWAY	0- 1	1- 0	1- 0				
0- 0	0- 0	0- 0	NEUTRAL	0- 0	0- 0	0- 0				
14- 5	0- 0	0- 0	CONFERENCE	2- 2	1- 1	11- 2				
10- 0	0- 0	0- 0	HOME	2- 0	1- 0	7- 0				
4- 5	0- 0	0- 0	AWAY	0- 2	0- 1	4- 2				
0- 0	0- 0	0- 0	NEUTRAL	0- 0	0- 0	0- 0				

RPI S	Opponent	Score	RPI S	Opponent	Score	RPI S	Opponent	Score	RPI S	Opponent	Score	Team's RPI: 115
41	A Bucknell	68 73	72	A Green Bay	42 60	124	A Pittsburgh	64 55				
			72	H Green Bay	70 59	128	H Yale	56 58				
			74	A Wright St.	65 70	130	A IUPUI	44 64				
			74	H Wright St.	83 68	130	H IUPUI	70 52				
			83	A Kent St.	34 62	151	H Akron	72 61				
						176	H Robert Morris	69 59				
						193	A Milwaukee	68 71				
						193	H Milwaukee	67 47				
						193	H Milwaukee	64 58				
						209	H Saint Francis (PA)	80 56				
						240	A Northern Ky.	62 65				
						240	H Northern Ky.	77 66				
						246	H Loyola Chicago	74 63				
						280	A Canisius	62 36				
						281	A Cleveland St.	74 61				
						281	H Cleveland St.	73 55				
						308	A Oakland	69 55				
						308	H Oakland	76 61				
						333	A Detroit Mercy	85 59				
						333	H Detroit Mercy	91 45				
						340	A UIC	83 59				
						340	H UIC	81 29				
LAST 12 Division I GAMES:												
193	H Milwaukee	64 58	340	A UIC	83 59							
281	A Cleveland St.	74 61	130	A IUPUI	44 64							
74	A Wright St.	65 70	333	H Detroit Mercy	91 45							
240	A Northern Ky.	62 65	308	H Oakland	76 61							
193	H Milwaukee	67 47	281	H Cleveland St.	73 55							
72	H Green Bay	70 59	240	H Northern Ky.	77 66							

Non-Div I Games: Thiel 76 53 Carlow 90 31

Youngstown St.

Loss, Non-Conf, S Site, H Home A Away N Neutral