

Average RPI Win:	293
Average RPI Loss:	179

Average RPI Win: 293		WON-LOST RECORD	WINNING PCT. RANK	LAST 10 GAMES	STRENGTH OF SCHEDULE	OPP. STRENGTH OF SCHEDULE	TEAM RPI	ADJ. RPI	CONF. RPI	ADJ. CONF. RPI
Average RPI Loss: 179										
DIV. I ONLY		15- 11	128	7- 3	326	338	217	217	26	26
DIV. I NON-CONF.		3- 4	209	0- 0	213	349	235	235	25	25
TOTALS		RPI 1-25	RPI 26-50	W-L RECORDS		RPI 51-100	RPI 101-999	RPI 201+		
15- 11		0- 0	0- 0	OVERALL		0- 3	15- 8	15- 5		
8- 3		0- 0	0- 0	HOME		0- 2	8- 1	8- 0		
4- 8		0- 0	0- 0	AWAY		0- 0	4- 1	4- 1		
3- 0		0- 0	0- 0	NEUTRAL		0- 0	3- 0	3- 0		
3- 4		0- 0	0- 0	NON-CONFERENCE		0- 1	3- 3	3- 2		
1- 1		0- 0	0- 0	HOME		0- 1	1- 0	1- 0		
0- 3		0- 0	0- 0	AWAY		0- 0	0- 3	0- 2		
2- 0		0- 0	0- 0	NEUTRAL		0- 0	2- 0	2- 0		
12- 7		0- 0	0- 0	CONFERENCE		0- 2	12- 5	12- 3		
7- 2		0- 0	0- 0	HOME		0- 1	7- 1	7- 0		
4- 5		0- 0	0- 0	AWAY		0- 1	4- 4	4- 3		
1- 0		0- 0	0- 0	NEUTRAL		0- 0	1- 0	1- 0		

RPI 1-25				RPI 26-50				RPI 51-100				RPI 101+ Team's RPI: 217					
RPI	S	Opponent	Score	RPI	S	Opponent	Score	RPI	S	Opponent	Score	RPI	S	Opponent	Score		
								90	A	Lamar University	59	65	115	A	SFA	58	59
								90	H	Lamar University	31	70	126	H	Central Ark.	50	58
								100	H	Rice	56	67	170	A	UTEP	49	69
													215	A	New Mexico St.	61	70
													227	H	Nicholls St.	76	55
													233	A	New Orleans	49	66
													233	H	New Orleans	75	68
													234	N	Prairie View	72	62
													244	A	Abilene Christian	59	61
													244	H	Abilene Christian	70	51
													278	A	McNeese	64	70
													278	N	McNeese	75	52
													297	H	Southeastern La.	56	52
													307	A	UTRGV	53	56
													307	H	UTRGV	71	41
													309	A	Houston Baptist	73	68
													309	H	Houston Baptist	50	49
													310	A	Incarnate Word	62	58
													310	H	Incarnate Word	75	59
													334	A	Sam Houston St.	67	57
													334	H	Sam Houston St.	62	48
													336	N	Florida A&M	58	55
													337	A	Northwestern St.	62	56
LAST 12 Division I GAMES:																	
				278	N	McNeese	75	52	115	A	SFA	58	59				
				309	A	Houston Baptist	73	68	233	H	New Orleans	75	68				
				278	A	McNeese	64	70	334	H	Sam Houston St.	62	48				
				310	H	Incarnate Word	75	59	310	A	Incarnate Word	62	58				
				244	H	Abilene Christian	70	51	297	H	Southeastern La.	56	52				
				90	A	Lamar University	59	65	309	H	Houston Baptist	50	49				

Non-Div I Games:	Tex. A&M Int'l	53	34	St. Thomas Houston	72	42	McMurry	62	43	Texas Lutheran	87	56	A&M-Corpus Christi
------------------	----------------	----	----	--------------------	----	----	---------	----	----	----------------	----	----	--------------------

Loss, Non-Conf, S Site, H Home A Away N Neutral

Average RPI Win: 275	WON-LOST RECORD	WINNING PCT. RANK	LAST 10 GAMES	STRENGTH OF SCHEDULE	OPP. STRENGTH OF SCHEDULE	TEAM RPI	ADJ. RPI	CONF. RPI	ADJ CONF. RPI
Average RPI Loss: 167									

DIV. I ONLY	12- 13	196	3- 7	286	302	244	244	26	26
DIV. I NON-CONF.	2- 4	239	0- 0	116	212	227	227	25	25

TOTALS	RPI 1-25	RPI 26-50	W-L RECORDS	RPI 51-100	RPI 101-999	RPI 201+			
12- 13	0- 0	0- 0	OVERALL	0- 2	12- 11	11- 5			
8- 3	0- 0	0- 0	HOME	0- 1	8- 2	7- 0			
2- 9	0- 0	0- 0	AWAY	0- 1	2- 8	2- 5			
2- 1	0- 0	0- 0	NEUTRAL	0- 0	2- 1	2- 0			
2- 4	0- 0	0- 0	NON-CONFERENCE	0- 1	2- 3	1- 1			
1- 1	0- 0	0- 0	HOME	0- 1	1- 0	0- 0			
0- 2	0- 0	0- 0	AWAY	0- 0	0- 2	0- 1			
1- 1	0- 0	0- 0	NEUTRAL	0- 0	1- 1	1- 0			
10- 9	0- 0	0- 0	CONFERENCE	0- 1	10- 8	10- 4			
7- 2	0- 0	0- 0	HOME	0- 0	7- 2	7- 0			
2- 7	0- 0	0- 0	AWAY	0- 1	2- 6	2- 4			
1- 0	0- 0	0- 0	NEUTRAL	0- 0	1- 0	1- 0			

RPI 1-25	RPI 26-50	RPI 51-100	RPI 101+	Team's RPI: 244
RPI S Opponent Score	RPI S Opponent Score	RPI S Opponent Score	RPI S Opponent Score	
		52 H FGCU 55 94	115 A SFA 55 66	
		90 A Lamar University 71 77	115 H SFA 52 78	
			126 A Central Ark. 45 63	
			126 H Central Ark. 61 73	
			134 N Radford 65 71	
			143 H Idaho 82 72	
			145 A Arkansas 65 79	
			213 A SMU 44 65	
			217 A A&M-Corpus Christi 51 70	
			217 H A&M-Corpus Christi 61 59	
			227 A Nicholls St. 60 81	
			233 H New Orleans 80 70	
			233 N New Orleans 88 66	
			278 A McNeese 80 75	
			279 N Old Dominion 74 60	
			297 A Southeastern La. 76 78	
			297 H Southeastern La. 86 80	
			309 H Houston Baptist 80 68	
			310 A Incarnate Word 46 58	
			310 H Incarnate Word 58 56	
			334 A Sam Houston St. 75 72	
			334 H Sam Houston St. 83 65	
			337 H Northwestern St. 80 41	
LAST 12 Division I GAMES:				
233 N New Orleans 88 66	310 H Incarnate Word 58 56			
310 A Incarnate Word 46 58	227 A Nicholls St. 60 81			
115 H SFA 52 78	334 A Sam Houston St. 75 72			
126 H Central Ark. 61 73	90 A Lamar University 71 77			
217 A A&M-Corpus Christi 51 70	217 H A&M-Corpus Christi 61 59			
297 A Southeastern La. 76 78	126 A Central Ark. 45 63			

Non-Div I Games: Southwest (NM) 91 47 Schreiner 97 48 Howard Payne 88 46 Midwestern St. 88 67 Abilene Christian

Loss, Non-Conf, S Site, H Home A Away N Neutral

Average RPI Loss: 151

DIV. I ONLY	6- 24	322	4- 6	156	170	290	290	16	16
DIV. I NON-CONF.	0- 10	337	0- 0	98	245	313	313	14	14
TOTALS	RPI 1-25	RPI 26-50	W-L RECORDS	RPI 51-100	RPI 101-999	RPI 201+			
6- 24	0- 1	0- 0	OVERALL	1- 5	5- 18	5- 4			
3- 11	0- 1	0- 0	HOME	1- 2	2- 8	2- 1			
2- 12	0- 0	0- 0	AWAY	0- 3	2- 9	2- 3			
1- 1	0- 0	0- 0	NEUTRAL	0- 0	1- 1	1- 0			
0- 10	0- 1	0- 0	NON-CONFERENCE	0- 1	0- 8	0- 2			
0- 5	0- 1	0- 0	HOME	0- 0	0- 4	0- 0			
0- 5	0- 0	0- 0	AWAY	0- 1	0- 4	0- 2			
0- 0	0- 0	0- 0	NEUTRAL	0- 0	0- 0	0- 0			
6- 14	0- 0	0- 0	CONFERENCE	1- 4	5- 10	5- 2			
3- 6	0- 0	0- 0	HOME	1- 2	2- 4	2- 1			
2- 7	0- 0	0- 0	AWAY	0- 2	2- 5	2- 1			
1- 1	0- 0	0- 0	NEUTRAL	0- 0	1- 1	1- 0			

[illegible]

Air Force

Average RPI Win:	214	WON-LOST	WINNING	LAST 10	STRENGTH OF	OPP. STRENGTH	TEAM	ADJ.	CONF.	ADJ CONF.
Average RPI Loss:	86	RECORD	PCT. RANK	GAMES	SCHEDULE	OF SCHEDULE	RPI	RPI	RPI	RPI
DIV. I ONLY	8- 21	281	2- 8	63	94	224	224	8	8	
DIV. I NON-CONF.	5- 5	170	0- 0	94	204	169	169	8	8	

TOTALS	RPI 1-25	RPI 26-50	W-L RECORDS	RPI 51-100	RPI 101-999	RPI 201+				
8- 21	0- 4	0- 2	OVERALL	0- 9	8- 6	3- 2				
6- 9	0- 3	0- 1	HOME	0- 3	6- 2	3- 0				
1- 11	0- 1	0- 1	AWAY	0- 5	1- 4	0- 1				
1- 1	0- 0	0- 0	NEUTRAL	0- 1	1- 0	0- 0				
5- 5	0- 1	0- 0	NON-CONFERENCE	0- 4	5- 0	3- 0				
4- 2	0- 1	0- 0	HOME	0- 1	4- 0	3- 0				
0- 2	0- 0	0- 0	AWAY	0- 2	0- 0	0- 0				
1- 1	0- 0	0- 0	NEUTRAL	0- 1	1- 0	0- 0				
3- 16	0- 3	0- 2	CONFERENCE	0- 5	3- 6	0- 2				
2- 7	0- 2	0- 1	HOME	0- 2	2- 2	0- 1				
1- 9	0- 1	0- 1	AWAY	0- 3	1- 4	0- 1				
0- 0	0- 0	0- 0	NEUTRAL	0- 0	0- 0	0- 0				

RPI 1-25				RPI 26-50				RPI 51-100				RPI 101+				Team's RPI: 224
RPI	S	Opponent	Score	RPI	S	Opponent	Score	RPI	S	Opponent	Score	RPI	S	Opponent	Score	
17	H	Maryland	54 75	44	A	Ball St.	65 97	51	N	Harvard	63 76	113	A	Ohio	67 70	
19	A	Buffalo	71 85	44	H	Ball St.	61 74	52	H	FGCU	63 82	113	A	Ohio	73 85	
19	H	Buffalo	66 89					74	A	Duquesne	60 66	113	H	Ohio	62 59	
24	H	Central Mich.	86 95					77	A	Miami (OH)	67 75	139	H	Youngstown St.	75 58	
								77	H	Miami (OH)	50 77	147	H	Northern Ill.	61 84	
								83	A	Tol edo	54 60	149	A	Kent St.	55 60	
								92	A	Bucknell	52 63	149	H	Kent St.	75 60	
								96	A	Western Mich.	60 76	162	N	SIUE	59 58	
								96	H	Western Mich.	51 59	196	A	Eastern Mich.	77 65	
												207	A	Bowling Green	63 84	
												207	H	Bowling Green	64 66	
												297	H	Southeastern La.	66 54	
												316	H	Eastern Ky.	62 45	
												343	H	Winthrop	69 43	

LAST 12 Division I GAMES:																
113	A	Ohio	73 85	196	A	Eastern Mich.	77 65	147	H	Northern Ill.	61 84					
113	H	Ohio	62 59	96	A	Western Mich.	60 76	44	A	Ball St.	65 97					
207	A	Bowling Green	63 84	77	H	Miami (OH)	50 77	149	H	Kent St.	75 60					
149	A	Kent St.	55 60	19	A	Buffalo	71 85	96	H	Western Mich.	51 59					

Non-Div I Games: Ohio Christian 93 33

Akron

A

A

Alabama

Average RPI Win:	310	WON-LOST	WINNING	LAST 10	STRENGTH OF	OPP. STRENGTH	TEAM	ADJ.	CONF.	ADJ CONF.
Average RPI Loss:	222	RECORD	PCT. RANK	GAMES	SCHEDULE	OF SCHEDULE	RPI	RPI	RPI	RPI
DIV. I ONLY	11- 18	237	3- 7	344	347	311	311	32	32	
DIV. I NON-CONF.	5- 6	187	0- 0	304	337	239	239	32	32	

TOTALS	RPI 1-25	RPI 26-50	W-L RECORDS	RPI 51-100	RPI 101-999	RPI 201+				
11- 18	0- 0	0- 0	OVERALL	0- 2	11- 16	11- 12				
6- 6	0- 0	0- 0	HOME	0- 0	6- 6	6- 5				
5- 11	0- 0	0- 0	AWAY	0- 0	5- 6	5- 5				
0- 1	0- 0	0- 0	NEUTRAL	0- 0	0- 1	0- 0				
5- 6	0- 0	0- 0	NON-CONFERENCE	0- 2	5- 4	5- 2				
2- 1	0- 0	0- 0	HOME	0- 0	2- 1	2- 1				
3- 4	0- 0	0- 0	AWAY	0- 2	3- 2	3- 1				
0- 1	0- 0	0- 0	NEUTRAL	0- 0	0- 1	0- 0				
6- 12	0- 0	0- 0	CONFERENCE	0- 0	6- 12	6- 10				
4- 5	0- 0	0- 0	HOME	0- 0	4- 5	4- 4				
2- 7	0- 0	0- 0	AWAY	0- 0	2- 7	2- 6				
0- 0	0- 0	0- 0	NEUTRAL	0- 0	0- 0	0- 0				

RPI 1-25				RPI 26-50				RPI 51-100				RPI 101+				Team's RPI: 311
RPI	S	Opponent	Score	RPI	S	Opponent	Score	RPI	S	Opponent	Score	RPI	S	Opponent	Score	
								75	A	UAB	58 85	130	N	Hartford	47 56	
								94	A	Alabama	32 90	164	A	Jacksonville St.	33 49	
												181	A	Southern U.	62 77	
												181	H	Southern U.	46 58	
												221	A	Texas Southern	43 60	
												221	H	Texas Southern	49 55	
												225	A	Grambling	49 78	
												225	H	Grambling	71 64	
												234	A	Prairie View	73 84	
												234	H	Prairie View	48 55	
												251	H	Austin Peay	52 55	
												260	A	Lipscomb	50 66	
												291	A	Alcorn	52 57	
												291	H	Alcorn	74 63	
												294	H	Murray St.	71 54	
												297	A	Southeastern La.	76 74	
												298	A	Jackson St.	43 59	
												298	H	Jackson St.	58 68	
												299	A	FIU	58 51	
												314	A	Alabama St.	78 69	
												314	H	Alabama St.	44 55	
												330	A	Tennessee St.	77 75	
												332	A	Ark. -Pine Bluff	48 57	
												332	H	Ark. -Pine Bluff	52 49	
												341	A	Mississippi Val.	57 49	
												341	H	Mississippi Val.	65 48	
												349	H	Evansville	70 56	
LAST 12 Division I GAMES:																
				298	H	Jackson St.	58 68	314	H	Alabama St.	44 55					
				225	H	Grambling	71 64	341	A	Mississippi Val.	57 49					
				234	A	Prairie View	73 84	332	A	Ark. -Pine Bluff	48 57					
				221	A	Texas Southern	43 60	234	H	Prairie View	48 55					
				181	H	Southern U.	46 58	221	H	Texas Southern	49 55					
				291	H	Alcorn	74 63	181	A	Southern U.	62 77					

Non-Div I Games:

Alabama A&M

■ Loss,
 ■ Non-Conf,
 ■ S Site,
 ■ Home
 ■ A Away
 N Neutral

Average RPI Win:	297	WON-LOST	WINNING	LAST 10	STRENGTH OF	OPP. STRENGTH	TEAM	ADJ.	CONF.	ADJ CONF.
Average RPI Loss:	196	RECORD	PCT. RANK	GAMES	SCHEDULE	OF SCHEDULE	RPI	RPI	RPI	RPI
DIV. I ONLY	7- 22	299	3- 7	235	344	314	314	32	32	
DIV. I NON-CONF.	1- 9	318	0- 0	30	169	257	257	32	32	

TOTALS	RPI 1-25	RPI 26-50	W-L RECORDS	RPI 51-100	RPI 101-999	RPI 201+				
7- 22	0- 2	0- 1	OVERALL	0- 1	7- 18	6- 13				
5- 7	0- 0	0- 0	HOME	0- 0	5- 7	4- 5				
2- 14	0- 2	0- 1	AWAY	0- 1	2- 10	2- 8				
0- 1	0- 0	0- 0	NEUTRAL	0- 0	0- 1	0- 0				
1- 9	0- 2	0- 1	NON-CONFERENCE	0- 1	1- 5	1- 1				
1- 2	0- 0	0- 0	HOME	0- 0	1- 2	1- 0				
0- 6	0- 2	0- 1	AWAY	0- 1	0- 2	0- 1				
0- 1	0- 0	0- 0	NEUTRAL	0- 0	0- 1	0- 0				
6- 13	0- 0	0- 0	CONFERENCE	0- 0	6- 13	5- 12				
4- 5	0- 0	0- 0	HOME	0- 0	4- 5	3- 5				
2- 8	0- 0	0- 0	AWAY	0- 0	2- 8	2- 7				
0- 0	0- 0	0- 0	NEUTRAL	0- 0	0- 0	0- 0				

RPI 1-25				RPI 26-50				RPI 51-100				RPI 101+ Team's RPI: 314			
RPI	S	Opponent	Score	RPI	S	Opponent	Score	RPI	S	Opponent	Score	RPI	S	Opponent	Score
9	A	Tennessee	51 104	50	A	Miami (FL)	31 79	75	A	UAB	44 61	115	N	SFA	50 77
11	A	South Carolina	31 99									156	A	Samford	39 58
												167	H	Troy	63 93
												176	H	South Ala.	47 59
												181	A	Southern U.	58 66
												181	H	Southern U.	58 56
												214	A	Southern Miss.	35 72
												221	A	Texas Southern	48 76
												221	A	Texas Southern	42 70
												221	H	Texas Southern	39 71
												225	A	Grambling	71 93
												225	H	Grambling	52 73
												234	A	Prairie View	63 69
												234	H	Prairie View	70 68
												291	A	Alcorn	41 73
												291	H	Alcorn	57 65
												298	A	Jackson St.	61 70
												298	H	Jackson St.	50 69
												311	A	Alabama A&M	55 44
												311	H	Alabama A&M	69 78
												332	A	Ark. -Pine Bluff	53 55
												332	H	Ark. -Pine Bluff	63 54
												340	H	Savannah St.	81 61
												341	A	Mississippi Val.	70 62
												341	H	Mississippi Val.	76 41

LAST 12 Division I GAMES:															
221	A	Texas Southern	42 70	181	H	Southern U.	58 56	311	A	Alabama A&M	55 44	332	A	Ark. -Pine Bluff	53 55
225	H	Grambling	52 73	221	H	Texas Southern	39 71	234	H	Prairie View	70 68				
298	H	Jackson St.	50 69												
221	A	Texas Southern	48 76												
234	A	Prairie View	63 69												
291	H	Alcorn	57 65												

Non-Div I Games: Mobile 61 50

Alabama St.

■ Loss,
 ■ Non-Conf,
 ■ S Site,
 ■ Home
 ■ Away
 N Neutral

Average RPI Win: 225		WON-LOST RECORD	WINNING PCT. RANK	LAST 10 GAMES	STRENGTH OF SCHEDULE	OPP. STRENGTH OF SCHEDULE	TEAM RPI	ADJ. RPI	CONF. RPI	ADJ CONF. RPI
Average RPI Loss: 128										
DIV. I ONLY		24- 7	37	6- 4	243	226	82	82	20	20
DIV. I NON-CONF.		11- 2	22	0- 0	227	177	63	63	24	24
TOTALS		RPI 1-25	RPI 26-50	W-L RECORDS	RPI 51-100	RPI 101-999	RPI 201+			
24- 7	0- 1		0- 0	OVERALL	2- 2	22- 4	12- 1			
12- 1	0- 0		0- 0	HOME	2- 1	10- 0	5- 0			
9- 5	0- 1		0- 0	AWAY	0- 1	9- 3	6- 1			
3- 1	0- 0		0- 0	NEUTRAL	0- 0	3- 1	1- 0			
11- 2	0- 1		0- 0	NON-CONFERENCE	1- 1	10- 0	6- 0			
4- 1	0- 0		0- 0	HOME	1- 1	3- 0	2- 0			
5- 1	0- 1		0- 0	AWAY	0- 0	5- 0	4- 0			
2- 0	0- 0		0- 0	NEUTRAL	0- 0	2- 0	0- 0			
13- 5	0- 0		0- 0	CONFERENCE	1- 1	12- 4	6- 1			
8- 0	0- 0		0- 0	HOME	1- 0	7- 0	3- 0			
4- 4	0- 0		0- 0	AWAY	0- 1	4- 3	2- 1			
1- 1	0- 0		0- 0	NEUTRAL	0- 0	1- 1	1- 0			

[illegible]

Non-Div I Games:

Al bany (NY)

Loss, Non-Conf, S Site, H Home A Away N Neutral

Average RPI Win: 300

Average RPI Loss: 212

WON-LOST
RECORDWINNING
PCT. RANKLAST 10
GAMESSTRENGTH OF
SCHEDULEOPP. STRENGTH
OF SCHEDULETEAM
RPIADJ.
RPICONF.
RPIADJ CONF.
RPIDIV. I ONLY
DIV. I NON-CONF.9- 18
1- 7256
3103- 7
0- 0303
106349
323291
262291
26232
3232
32

TOTALS

RPI 1-25

RPI 26-50

W-L RECORDS

RPI 51-100

RPI 101-999

RPI 201+

9- 18

0- 0

0- 0

OVERALL

0- 0

9- 18

9- 10

4- 5

0- 0

0- 0

HOME

0- 0

4- 5

4- 4

5- 11

0- 0

0- 0

AWAY

0- 0

5- 5

5- 3

0- 2

0- 0

0- 0

NEUTRAL

0- 0

0- 2

0- 0

1- 7

0- 0

0- 0

NON-CONFERENCE

0- 0

1- 7

1- 1

0- 0

0- 0

0- 0

HOME

0- 0

0- 0

0- 0

1- 5

0- 0

0- 0

AWAY

0- 0

1- 5

1- 1

0- 2

0- 0

0- 0

NEUTRAL

0- 0

0- 2

0- 0

8- 11

0- 0

0- 0

CONFERENCE

0- 0

8- 11

8- 9

4- 5

0- 0

0- 0

HOME

0- 0

4- 5

4- 4

4- 6

0- 0

0- 0

AWAY

0- 0

4- 6

4- 5

0- 0

0- 0

0- 0

NEUTRAL

0- 0

0- 0

0- 0

RPI 1-25

RPI 26-50

RPI 51-100

RPI 101+

Team's RPI: 291

RPI S Opponent Score

RPI S Opponent Score

RPI S Opponent Score

RPI S Opponent Score

115 N SFA 79 83

126 A Central Ark. 52 75

136 A Louisiana Tech 50 87

151 A Wichita St. 46 87

160 A Louisiana 47 67

174 N Oral Roberts 52 76

181 A Southern U. 56 64

181 H Southern U. 55 75

214 A Southern Miss. 67 72

221 A Texas Southern 57 91

221 H Texas Southern 54 52

225 A Grambling 51 68

225 A Grambling 71 80

225 H Grambling 68 75

234 A Prairie View 73 72

234 H Prairie View 76 96

297 A Southeastern La. 84 77

298 A Jackson St. 69 94

298 H Jackson St. 51 74

311 A Alabama A&M 63 74

311 H Alabama A&M 57 52

314 A Alabama St. 65 57

314 H Alabama St. 73 41

332 A Ark. -Pine Bluff 80 77

332 H Ark. -Pine Bluff 76 58

341 A Mississippi Val. 76 70

341 H Mississippi Val. 61 62

LAST 12 Division I GAMES:

225 A Grambling 71 80

221 H Texas Southern 54 52

234 H Prairie View 76 96

181 H Southern U. 55 75

314 A Alabama St. 65 57

311 A Alabama A&M 63 74

332 H Ark. -Pine Bluff 76 58

341 H Mississippi Val. 61 62

225 A Grambling 51 68

298 A Jackson St. 69 94

181 A Southern U. 56 64

314 H Alabama St. 73 41

Alcorn

Alcorn

Non-Div I Games:

Tougaloo

76 64

Blue Mountain (MS) 76 35

LeMoyne-Owen

81 54

Alcorn

Loss, Non-Conf, S Site, H Home A Away N Neutral

Average RPI Win:	209	WON-LOST	WINNING	LAST 10	STRENGTH OF	OPP. STRENGTH	TEAM	ADJ.	CONF.	ADJ CONF.
Average RPI Loss:	81	RECORD	PCT. RANK	GAMES	SCHEDULE	OF SCHEDULE	RPI	RPI	RPI	RPI
DIV. I ONLY	25- 6	22	8- 2	187	147	52	52	15	15	
DIV. I NON-CONF.	7- 4	102	0- 0	225	82	103	103	18	18	

TOTALS	RPI 1-25	RPI 26-50	W-L RECORDS	RPI 51-100	RPI 101-999	RPI 201+				
25- 6	0- 0	0- 1	OVERALL	3- 3	22- 2	16- 0				
15- 0	0- 0	0- 0	HOME	3- 0	12- 0	8- 0				
10- 5	0- 0	0- 0	AWAY	0- 3	10- 2	8- 0				
0- 1	0- 0	0- 1	NEUTRAL	0- 0	0- 0	0- 0				
7- 4	0- 0	0- 1	NON-CONFERENCE	1- 1	6- 2	3- 0				
4- 0	0- 0	0- 0	HOME	1- 0	3- 0	1- 0				
3- 3	0- 0	0- 0	AWAY	0- 1	3- 2	2- 0				
0- 1	0- 0	0- 1	NEUTRAL	0- 0	0- 0	0- 0				
18- 2	0- 0	0- 0	CONFERENCE	2- 2	16- 0	13- 0				
11- 0	0- 0	0- 0	HOME	2- 0	9- 0	7- 0				
7- 2	0- 0	0- 0	AWAY	0- 2	7- 0	6- 0				
0- 0	0- 0	0- 0	NEUTRAL	0- 0	0- 0	0- 0				

RPI S Opponent	Score	RPI S Opponent	Score	RPI S Opponent	Score	RPI S Opponent	Score
		29 N Villanova	60 65	71 A Navy	49 76	104 A Delaware	56 72
				71 H Navy	46 41	109 A George Mason	53 71
				78 A George Washington	44 61	139 H Youngstown St.	78 72
				92 A Bucknell I	52 57	152 A Army West Point	64 46
				92 H Bucknell I	68 58	152 H Army West Point	71 63
				93 H Penn St.	75 66	152 H Army West Point	60 49
						180 H Denver	66 53
						195 A Tulsa	72 67
						208 A Lehigh	60 44
						208 H Lehigh	82 64
						231 A Boston U.	61 54
						231 H Boston U.	66 50
						236 A Lafayette	74 67
						236 H Lafayette	55 35
						236 H Lafayette	74 66
						238 A Loyola Maryland	71 58
						238 H Loyola Maryland	69 56
						243 A Holy Cross	68 63
						243 H Holy Cross	72 57
						248 H La Salle	66 48
						288 A Colgate	77 55
						288 H Colgate	67 44
						295 A Vermont	64 62
						324 A UMBC	61 48
LAST 12 Division I GAMES:							
152 H Army West Point	60 49	231 A Boston U.	61 54				
236 H Lafayette	55 35	208 A Lehigh	60 44				
71 A Navy	49 76	238 H Loyola Maryland	69 56				
92 A Bucknell I	52 57	152 H Army West Point	71 63				
243 H Holy Cross	72 57	288 H Colgate	67 44				
236 H Lafayette	74 66	243 A Holy Cross	68 63				

Non-Div I Games:

American

Average RPI Win: 271		WON-LOST RECORD	WINNING PCT. RANK	LAST 10 GAMES	STRENGTH OF SCHEDULE	OPP. STRENGTH OF SCHEDULE	TEAM RPI	ADJ. RPI	CONF. RPI	ADJ. CONF. RPI
Average RPI Loss: 148										
DIV. I ONLY		8- 23	294	2- 8	123	268	264	264	22	22
DIV. I NON-CONF.		2- 9	295	0- 0	144	202	256	256	23	23
TOTALS		RPI 1-25	RPI 26-50	W-L RECORDS		RPI 51-100	RPI 101-999	RPI 201+		
8- 23	0- 0		0- 0	OVERALL		0- 5	8- 18	7- 4		
4- 9	0- 0		0- 0	HOME		0- 3	4- 6	3- 1		
3- 13	0- 0		0- 0	AWAY		0- 0	3- 6	3- 2		
1- 1	0- 0		0- 0	NEUTRAL		0- 1	1- 0	1- 0		
2- 9	0- 0		0- 0	NON-CONFERENCE		0- 2	2- 7	2- 1		
0- 4	0- 0		0- 0	HOME		0- 2	0- 2	0- 0		
2- 5	0- 0		0- 0	AWAY		0- 0	2- 5	2- 1		
0- 0	0- 0		0- 0	NEUTRAL		0- 0	0- 0	0- 0		
6- 14	0- 0		0- 0	CONFERENCE		0- 3	6- 11	5- 3		
4- 5	0- 0		0- 0	HOME		0- 1	4- 4	3- 1		
1- 8	0- 0		0- 0	AWAY		0- 1	1- 7	1- 2		
1- 1	0- 0		0- 0	NEUTRAL		0- 1	1- 0	1- 0		

RPI 1-25				RPI 26-50				RPI 51-100				RPI 101+				Team's RPI: 264	
RPI	S	Opponent	Score	RPI	S	Opponent	Score	RPI	S	Opponent	Score	RPI	S	Opponent	Score		
								68	H	Georgia Tech	41	75	107	H	ETSU	57	70
								75	H	UAB	59	70	108	A	Wake Forest	49	78
								95	A	Little Rock	35	61	117	A	North Carolina	43	56
								95	H	Little Rock	40	52	132	A	Texas St.	50	92
								95	N	Little Rock	34	66	132	H	Texas St.	54	69
													134	A	Radford	40	61
													160	A	Louisiana	45	61
													161	A	N.C. A&T	56	81
													167	A	Troy	74	81
													167	H	Troy	64	93
													176	A	South Ala.	52	54
													176	H	South Ala.	57	56
													177	A	UT Arlington	48	49
													177	H	UT Arlington	60	64
													185	H	Davison	57	59
													220	A	Coastal Caro.	68	73
													220	H	Coastal Caro.	51	66
													222	A	Arkansas St.	52	69
													222	H	Arkansas St.	68	66
													222	N	Arkansas St.	79	68
													223	A	UNC Asheville	60	69
													262	A	Col. of Charleston	76	70
													306	H	Georgia St.	77	62
													312	A	Marshall	56	54
													327	H	Ga. Southern	87	56
													338	A	La.-Monroe	71	67
LAST 12 Division I GAMES:																	
								95	N	Little Rock	34	66	176	H	South Ala.	57	56
								222	N	Arkansas St.	79	68	220	A	Coastal Caro.	68	73
								220	H	Coastal Caro.	51	66	132	A	Texas St.	50	92
								95	A	Little Rock	35	61	177	A	UT Arlington	48	49
								222	A	Arkansas St.	52	69	222	H	Arkansas St.	68	66
								167	H	Troy	64	93	95	H	Little Rock	40	52

Non-Div I Games:

Appal achi an St.

Average RPI Win:	257	WON-LOST	WINNING	LAST 10	STRENGTH OF	OPP. STRENGTH	TEAM	ADJ.	CONF.	ADJ CONF.
Average RPI Loss:	103	RECORD	PCT. RANK	GAMES	SCHEDULE	OF SCHEDULE	RPI	RPI	RPI	RPI
DIV. I ONLY	6- 24	322	1- 9	129	78	275	275	5	5	
DIV. I NON-CONF.	4- 7	226	0- 0	341	311	336	336	3	3	

TOTALS	RPI 1-25	RPI 26-50	W-L RECORDS	RPI 51-100	RPI 101-999	RPI 201+				
6- 24	0- 5	0- 5	OVERALL	0- 4	6- 10	4- 5				
5- 10	0- 2	0- 2	HOME	0- 1	5- 5	3- 3				
1- 12	0- 3	0- 3	AWAY	0- 1	1- 5	1- 2				
0- 2	0- 0	0- 0	NEUTRAL	0- 2	0- 0	0- 0				
4- 7	0- 0	0- 0	NON-CONFERENCE	0- 1	4- 6	4- 5				
3- 3	0- 0	0- 0	HOME	0- 0	3- 3	3- 3				
1- 3	0- 0	0- 0	AWAY	0- 0	1- 3	1- 2				
0- 1	0- 0	0- 0	NEUTRAL	0- 1	0- 0	0- 0				
2- 17	0- 5	0- 5	CONFERENCE	0- 3	2- 4	0- 0				
2- 7	0- 2	0- 2	HOME	0- 1	2- 2	0- 0				
0- 9	0- 3	0- 3	AWAY	0- 1	0- 2	0- 0				
0- 1	0- 0	0- 0	NEUTRAL	0- 1	0- 0	0- 0				

RPI 1-25				RPI 26-50				RPI 51-100				RPI 101+ Team's RPI : 275			
RPI	S	Opponent	Score	RPI	S	Opponent	Score	RPI	S	Opponent	Score	RPI	S	Opponent	Score
7	A	Oregon	44 62	41	A	Oregon St.	48 88	55	A	Ari zona St.	50 75	112	H	Washi ngton St.	60 78
7	H	Oregon	61 74	41	H	Oregon St.	40 65	55	H	Ari zona St.	45 69	114	A	Utah	55 89
10	A	UCLA	46 69	43	A	Cal i forn i a	39 63	55	N	Ari zona St.	47 76	114	H	Utah	56 80
13	A	Stanford	42 79	43	H	Cal i forn i a	51 53	69	N	TCU	59 68	141	A	Loyol a Marymount	70 84
13	H	Stanford	46 61	49	A	Southern Cal i forn i a	52 78					142	A	Col orado	60 79
												142	H	Col orado	72 63
												198	H	Washi ngton	72 70
												206	A	CSUN	63 66
												215	H	New Mexico St.	83 44
												257	H	Hawai i	60 65
												270	H	San Diego St.	67 78
												301	H	Long Beach St.	72 80
												304	A	Northern Ari z.	66 84
												315	A	Utah St.	65 49
												328	H	Southern Utah	76 74
												342	H	Iona	71 58
LAST 12 Di vi si on I GAMES:															
				55	N	Ari zona St.	47 76	10	A	UCLA	46 69				
				7	H	Oregon	61 74	198	H	Washi ngton	72 70				
				41	H	Oregon St.	40 65	112	H	Washi ngton St.	60 78				
				55	H	Ari zona St.	45 69	13	A	Stanford	42 79				
				55	A	Ari zona St.	50 75	43	A	Cal i forn i a	39 63				
				49	A	Southern Cal i forn i a	52 78	114	H	Utah	56 80				

Non-Di v I Games:

Ari zona

Average RPI Loss: 28

DIV. I ONLY	21- 12	94	5- 5	41	44	55	55	5	5
DIV. I NON-CONF.	9- 3	61	0- 0	91	41	54	54	3	3
TOTALS	RPI 1-25	RPI 26-50	W-L RECORDS	RPI 51-100	RPI 101-999	RPI 201+			
21- 12	2- 8	3- 3	OVERALL	0- 0	16- 1	8- 0			
13- 3	2- 1	1- 1	HOME	0- 0	10- 1	5- 0			
5- 6	0- 4	1- 2	AWAY	0- 0	4- 0	1- 0			
3- 3	0- 3	1- 0	NEUTRAL	0- 0	2- 0	2- 0			
9- 3	1- 3	0- 0	NON-CONFERENCE	0- 0	8- 0	5- 0			
7- 0	1- 0	0- 0	HOME	0- 0	6- 0	4- 0			
1- 1	0- 1	0- 0	AWAY	0- 0	1- 0	0- 0			
1- 2	0- 2	0- 0	NEUTRAL	0- 0	1- 0	1- 0			
12- 9	1- 5	3- 3	CONFERENCE	0- 0	8- 1	3- 0			
6- 3	1- 1	1- 1	HOME	0- 0	4- 1	1- 0			
4- 5	0- 3	1- 2	AWAY	0- 0	3- 0	1- 0			
2- 1	0- 1	1- 0	NEUTRAL	0- 0	1- 0	1- 0			

RPI 1-25				RPI 26-50				RPI 51-100				Team's RPI : 55				RPI 101+			
RPI	S	Opponent	Score	RPI	S	Opponent	Score	RPI	S	Opponent	Score	RPI	S	Opponent	Score	RPI	S	Opponent	Score
5	N	Mississippi St.	57 65	41	A	Oregon St.	54 57					112	H	Washington St.	77 51				
7	A	Oregon	64 74	41	H	Oregon St.	60 64					114	A	Utah	83 81				
7	H	Oregon	44 57	41	N	Oregon St.	57 51					114	H	Utah	56 58				
8	A	Florida St.	66 77	43	A	California	57 42					142	A	Colorado	72 47				
10	A	UCLA	63 71	43	H	California	80 71					142	H	Colorado	73 59				
13	A	Stanford	50 74	49	A	Southern California	62 77					143	H	Idaho	77 33				
13	H	Stanford	73 66									145	H	Arkansas	89 43				
13	N	Stanford	46 58									146	A	Fresno St.	81 49				
19	H	Buffalo	76 57									198	H	Washington	61 41				
22	N	Green Bay	48 61									211	N	Columbia	72 48				
												230	H	UC Riverside	73 48				
												259	H	UTSA	74 42				
												271	H	Sacramento St.	106 58				
												275	A	Arizona	69 45				
												275	H	Arizona	75 50				
												275	N	Arizona	76 47				
												288	H	Colgate	65 54				
LAST 12 Division I GAMES:																			
				13	N	Stanford	46 58	275	H	Arizona	75 50								
				41	N	Oregon St.	57 51	10	A	UCLA	63 71								
				275	N	Arizona	76 47	49	A	Southern California	62 77								
				41	H	Oregon St.	60 64	112	H	Washington St.	77 51								
				7	H	Oregon	44 57	198	H	Washington	61 41								
				275	A	Arizona	69 45	43	A	California	57 42								

Arizona St.

Average RPI Win:	304	WON-LOST	WINNING	LAST 10	STRENGTH OF	OPP. STRENGTH	TEAM	ADJ.	CONF.	ADJ CONF.
Average RPI Loss:	213	RECORD	PCT. RANK	GAMES	SCHEDULE	OF SCHEDULE	RPI	RPI	RPI	RPI
DIV. I ONLY	6- 21	313	5- 5	316	337	332	332	32	32	
DIV. I NON-CONF.	0- 8	337	0- 0	189	87	333	333	32	32	

TOTALS	RPI 1-25	RPI 26-50	W-L RECORDS	RPI 51-100	RPI 101-999	RPI 201+				
6- 21	0- 1	0- 1	OVERALL	0- 1	6- 18	6- 13				
4- 5	0- 0	0- 0	HOME	0- 0	4- 5	4- 4				
2- 14	0- 0	0- 0	AWAY	0- 0	2- 2	2- 0				
0- 2	0- 0	0- 0	NEUTRAL	0- 0	0- 2	0- 1				
0- 8	0- 1	0- 1	NON-CONFERENCE	0- 1	0- 5	0- 3				
0- 0	0- 0	0- 0	HOME	0- 0	0- 0	0- 0				
0- 6	0- 1	0- 1	AWAY	0- 1	0- 3	0- 2				
0- 2	0- 0	0- 0	NEUTRAL	0- 0	0- 2	0- 1				
6- 13	0- 0	0- 0	CONFERENCE	0- 0	6- 13	6- 10				
4- 5	0- 0	0- 0	HOME	0- 0	4- 5	4- 4				
2- 8	0- 0	0- 0	AWAY	0- 0	2- 8	2- 6				
0- 0	0- 0	0- 0	NEUTRAL	0- 0	0- 0	0- 0				

RPI 1-25				RPI 26-50				RPI 51-100				RPI 101+				Team's RPI: 332
RPI	S	Opponent	Score	RPI	S	Opponent	Score	RPI	S	Opponent	Score	RPI	S	Opponent	Score	
21	A	Iowa	45 85	33	A	Dayton	43 81	60	A	Nebraska	52 73	181	A	Southern U.	60 70	
												181	A	Southern U.	47 59	
												181	H	Southern U.	52 71	
												189	N	Oakland	37 69	
												195	A	Tulsa	37 87	
												221	A	Texas Southern	52 58	
												221	H	Texas Southern	61 59	
												225	A	Grambling	63 73	
												225	H	Grambling	57 66	
												234	A	Prairie View	52 64	
												234	H	Prairie View	72 89	
												251	A	Austin Peay	61 97	
												252	A	Texas Tech	47 74	
												280	N	Towson	44 70	
												291	A	Alcorn	58 76	
												291	H	Alcorn	77 80	
												298	A	Jackson St.	66 60	
												298	H	Jackson St.	54 60	
												311	A	Alabama A&M	49 52	
												311	H	Alabama A&M	57 48	
												314	A	Alabama St.	54 63	
												314	H	Alabama St.	55 53	
												341	A	Mississippi Val.	64 59	
												341	H	Mississippi Val.	79 64	
LAST 12 Division I GAMES:																
181	A	Southern U.	60 70	291	A	Alcorn	58 76									
341	H	Mississippi Val.	79 64	181	A	Southern U.	47 59									
298	A	Jackson St.	66 60	314	H	Alabama St.	55 53									
225	A	Grambling	63 73	311	H	Alabama A&M	57 48									
221	H	Texas Southern	61 59	298	H	Jackson St.	54 60									
234	H	Prairie View	72 89	225	H	Grambling	57 66									

Non-Div I Games: Tougalo 71 51 Philander Smith 81 73

Ark. -Pine Bluff

Loss,
Non-Conf, S Site,
H Home
A Away
N Neutral

Arkansas												
Average RPI		Win: 185	WON-LOST	WINNING	LAST 10	STRENGTH OF		OPP. STRENGTH	TEAM	ADJ.	CONF.	ADJ CONF.
Loss: 68			RECORD	PCT. RANK	GAMES	SCHEDULE		OF SCHEDULE	RPI	RPI	RPI	RPI
DIV. I ONLY		13- 18	219	2- 8		69	51	145	145	2	2	
DIV. I NON-CONF.		9- 4	82	0- 0		172	215	82	82	2	2	

TOTALS		RPI 1-25		RPI 26-50		W-L RECORDS		RPI 51-100	RPI 101-999		RPI 201+	
13- 18		0- 7		0- 2		OVERALL		1- 5	12- 4		4- 0	
8- 7		0- 3		0- 1		HOME		0- 2	8- 1		3- 0	
3- 10		0- 3		0- 1		AWAY		1- 3	2- 3		0- 0	
2- 1		0- 1		0- 0		NEUTRAL		0- 0	2- 0		1- 0	
9- 4		0- 0		0- 0		NON-CONFERENCE		0- 2	9- 2		4- 0	
7- 0		0- 0		0- 0		HOME		0- 0	7- 0		3- 0	
1- 4		0- 0		0- 0		AWAY		0- 2	1- 2		0- 0	
1- 0		0- 0		0- 0		NEUTRAL		0- 0	1- 0		1- 0	
4- 14		0- 7		0- 2		CONFERENCE		1- 3	3- 2		0- 0	
1- 7		0- 3		0- 1		HOME		0- 2	1- 1		0- 0	
2- 6		0- 3		0- 1		AWAY		1- 1	1- 1		0- 0	
1- 1		0- 1		0- 0		NEUTRAL		0- 0	1- 0		0- 0	

RPI 1-25				RPI 26-50				RPI 51-100				RPI 101+ Team's RPI: 145			
RPI	S	Opponent	Score	RPI	S	Opponent	Score	RPI	S	Opponent	Score	RPI	S	Opponent	Score
5	A	Mississippi St.	69 111	26	A	Georgia	65 78	55	A	Arizona St.	43 89	102	A	Auburn	68 58
9	H	Tennessee	85 90	28	H	LSU	57 62	60	A	Nebraska	69 80	153	A	Vanderbilt	73 78
11	A	South Carolina	42 90					86	A	Kentucky	57 78	153	N	Vanderbilt	88 76
15	H	Texas A&M	60 104					86	H	Kentucky	65 76	156	H	Samford	84 63
15	N	Texas A&M	52 82					94	A	Alabama	74 66	163	H	Ole Miss	73 72
23	A	Missouri	54 88					94	H	Alabama	76 83	168	H	Charlotte	73 72
23	H	Missouri	58 84									170	A	UTEP	61 64
												174	A	Oral Roberts	77 66
												177	H	UT Arlington	91 57
												178	H	Florida	51 65
												182	A	Kansas	60 71
												195	H	Tulsa	67 41
												215	N	New Mexico St.	69 60
												225	H	Grambling	79 62
												244	H	Abilene Christian	79 65
												334	H	Sam Houston St.	65 54

LAST 12 Division I GAMES:															
15	N	Texas A&M	52 82	23	H	Missouri	58 84								
153	N	Vanderbilt	88 76	9	H	Tennessee	85 90								
153	A	Vanderbilt	73 78	94	A	Alabama	74 66								
15	H	Texas A&M	60 104	86	H	Kentucky	65 76								
28	H	LSU	57 62	11	A	South Carolina	42 90								
86	A	Kentucky	57 78	23	A	Missouri	54 88								

Non-Div I Games:

Arkansas

Average RPI Win:	256	WON-LOST	WINNING	LAST 10	STRENGTH OF	OPP. STRENGTH	TEAM	ADJ.	CONF.	ADJ CONF.
Average RPI Loss:	148	RECORD	PCT. RANK	GAMES	SCHEDULE	OF SCHEDULE	RPI	RPI	RPI	RPI
DIV. I ONLY	15- 15	179	5- 5	310	164	222	222	22	22	
DIV. I NON-CONF.	5- 6	187	0- 0	168	67	172	172	23	23	

TOTALS	RPI 1-25	RPI 26-50	W-L RECORDS	RPI 51-100	RPI 101-999	RPI 201+				
15- 15	0- 1	0- 0	OVERALL	0- 4	15- 10	10- 3				
9- 5	0- 0	0- 0	HOME	0- 2	9- 3	6- 1				
6- 9	0- 1	0- 0	AWAY	0- 2	6- 6	4- 1				
0- 1	0- 0	0- 0	NEUTRAL	0- 0	0- 1	0- 1				
5- 6	0- 1	0- 0	NON-CONFERENCE	0- 2	5- 3	2- 0				
4- 1	0- 0	0- 0	HOME	0- 1	4- 0	2- 0				
1- 5	0- 1	0- 0	AWAY	0- 1	1- 3	0- 0				
0- 0	0- 0	0- 0	NEUTRAL	0- 0	0- 0	0- 0				
10- 9	0- 0	0- 0	CONFERENCE	0- 2	10- 7	8- 3				
5- 4	0- 0	0- 0	HOME	0- 1	5- 3	4- 1				
5- 4	0- 0	0- 0	AWAY	0- 1	5- 3	4- 1				
0- 1	0- 0	0- 0	NEUTRAL	0- 0	0- 1	0- 1				

RPI 1-25				RPI 26-50				RPI 51-100				RPI 101+				Team's RPI: 222
RPI	S	Opponent	Score	RPI	S	Opponent	Score	RPI	S	Opponent	Score	RPI	S	Opponent	Score	
14	A	South Fla.	55 98					54	A	Indiana	51 93	132	H	Texas St.	55 67	
								56	H	Belmont	52 83	158	H	UT Martin	84 73	
								95	A	Little Rock	43 53	160	A	Louisiana	53 60	
								95	H	Little Rock	58 64	160	H	Louisiana	75 77	
												163	A	Ole Miss	48 74	
												167	A	Troy	78 95	
												170	H	UTEP	76 73	
												176	A	South Ala.	75 60	
												177	H	UT Arlington	85 80	
												178	A	Florida	70 69	
												182	A	Pittsburgh	47 87	
												195	A	Tulsa	58 68	
												220	A	Coastal Caro.	70 63	
												220	H	Coastal Caro.	65 73	
												225	H	Grambling	76 56	
												264	A	Appalachian St.	66 68	
												264	H	Appalachian St.	69 52	
												264	N	Appalachian St.	68 79	
												306	A	Georgia St.	75 58	
												306	H	Georgia St.	76 63	
												327	A	Ga. Southern	71 62	
												327	H	Ga. Southern	69 48	
												330	H	Tennessee St.	68 62	
												338	A	La.-Monroe	80 73	
												338	H	La.-Monroe	76 62	
LAST 12 Division I GAMES:																
264	N	Appalachian St.	68 79	176	A	South Ala.	75 60									
338	A	La.-Monroe	80 73	167	A	Troy	78 95									
160	A	Louisiana	53 60	327	H	Ga. Southern	69 48									
220	H	Coastal Caro.	65 73	306	H	Georgia St.	76 63									
264	H	Appalachian St.	69 52	264	A	Appalachian St.	66 68									
95	H	Little Rock	58 64	220	A	Coastal Caro.	70 63									

Non-Div I Games:

Arkansas St.

Loss,
Non-Conf,
S Site,
H Home
A Away
N Neutral

Average RPI Win:	232	WON-LOST	WINNING	LAST 10	STRENGTH OF	OPP. STRENGTH	TEAM	ADJ.	CONF.	ADJ CONF.
Average RPI Loss:	132	RECORD	PCT. RANK	GAMES	SCHEDULE	OF SCHEDULE	RPI	RPI	RPI	RPI
DIV. I ONLY	16- 14	153	6- 4	160	222	152	152	15	15	
DIV. I NON-CONF.	6- 4	122	0- 0	220	296	146	146	18	18	

TOTALS	RPI 1-25	RPI 26-50	W-L RECORDS	RPI 51-100	RPI 101-999	RPI 201+				
16- 14	0- 1	0- 0	OVERALL	0- 7	16- 6	13- 5				
8- 6	0- 0	0- 0	HOME	0- 3	8- 3	6- 2				
8- 8	0- 1	0- 0	AWAY	0- 4	8- 3	7- 3				
0- 0	0- 0	0- 0	NEUTRAL	0- 0	0- 0	0- 0				
6- 4	0- 1	0- 0	NON-CONFERENCE	0- 0	6- 3	3- 2				
4- 1	0- 0	0- 0	HOME	0- 0	4- 1	2- 0				
2- 3	0- 1	0- 0	AWAY	0- 0	2- 2	1- 2				
0- 0	0- 0	0- 0	NEUTRAL	0- 0	0- 0	0- 0				
10- 10	0- 0	0- 0	CONFERENCE	0- 7	10- 3	10- 3				
4- 5	0- 0	0- 0	HOME	0- 3	4- 2	4- 2				
6- 5	0- 0	0- 0	AWAY	0- 4	6- 1	6- 1				
0- 0	0- 0	0- 0	NEUTRAL	0- 0	0- 0	0- 0				

RPI 1-25				RPI 26-50				RPI 51-100				RPI 101+				Team's RPI: 152
RPI	S	Opponent	Score	RPI	S	Opponent	Score	RPI	S	Opponent	Score	RPI	S	Opponent	Score	
25	A	Marquette	53 83					52	A	American	63 71	104	H	Delaware	59 70	
								52	A	American	49 60	119	H	Dartmouth	71 56	
								52	H	American	46 64	127	A	Yale	82 65	
								71	A	Navy	44 70	159	H	Binghamton	73 61	
								71	H	Navy	46 55	208	A	Lehigh	55 59	
								92	A	Bucknell	36 60	208	A	Lehigh	62 60	
								92	H	Bucknell	55 75	208	H	Lehigh	55 50	
												231	A	Boston U.	48 47	
												231	H	Boston U.	59 60	
												236	A	Lafayette	65 60	
												236	H	Lafayette	48 39	
												238	A	Loyola Maryland	69 62	
												238	H	Loyola Maryland	62 47	
												243	A	Holy Cross	66 57	
												243	H	Holy Cross	62 70	
												263	H	LIU Brooklyn	71 37	
												274	A	St. Francis Brooklyn	52 73	
												281	A	Fairleigh Dickinson	56 58	
												288	A	Colgate	62 54	
												288	H	Colgate	69 49	
												290	A	Air Force	65 59	
												339	H	NJIT	79 49	

LAST 12 Division I GAMES:																
				52	A	American	49 60	243	A	Holy Cross	66 57					
				208	A	Lehigh	62 60	71	H	Navy	46 55					
				92	H	Bucknell	55 75	236	H	Lafayette	48 39					
				231	A	Boston U.	48 47	52	A	American	63 71					
				288	H	Colgate	69 49	238	H	Loyola Maryland	62 47					
				208	H	Lehigh	55 50	288	A	Colgate	62 54					

Non-Div I Games: St. Joseph's (Brklyn) 107 46

Army West Point

Average RPI Win: **291**
 Average RPI Loss: **167**

WON-LOST
RECORD

WINNING
PCT. RANK

LAST 10
GAMES

STRENGTH OF
SCHEDULE

OPP. STRENGTH
OF SCHEDULE

TEAM
RPI

ADJ.
RPI

CONF.
RPI

ADJ CONF.
RPI

DIV. I ONLY	14- 14	179	4- 6	334	273	251	251	25	25
DIV. I NON-CONF.	5- 4	146	0- 0	326	309	218	218	27	27
<hr/>									
TOTALS	RPI 1-25	RPI 26-50	W-L RECORDS	RPI 51-100	RPI 101-999	RPI 201+			
14- 14	0- 0	0- 1	OVERALL	0- 1	14- 12	13- 3			
8- 4	0- 0	0- 0	HOME	0- 0	8- 4	7- 0			
6- 9	0- 0	0- 0	AWAY	0- 1	6- 1	6- 0			
0- 1	0- 0	0- 0	NEUTRAL	0- 0	0- 1	0- 0			
5- 4	0- 0	0- 1	NON-CONFERENCE	0- 0	5- 3	5- 1			
2- 1	0- 0	0- 0	HOME	0- 0	2- 1	2- 0			
3- 3	0- 0	0- 1	AWAY	0- 0	3- 2	3- 1			
0- 0	0- 0	0- 0	NEUTRAL	0- 0	0- 0	0- 0			
9- 10	0- 0	0- 0	CONFERENCE	0- 1	9- 9	8- 2			
6- 3	0- 0	0- 0	HOME	0- 0	6- 3	5- 0			
3- 6	0- 0	0- 0	AWAY	0- 1	3- 5	3- 2			
0- 1	0- 0	0- 0	NEUTRAL	0- 0	0- 1	0- 0			

RPI 1-25				RPI 26-50				RPI 51-100				RPI 101+				Team's RPI: 251
RPI	S	Opponent	Score	RPI	S	Opponent	Score	RPI	S	Opponent	Score	RPI	S	Opponent	Score	
				44	A	Ball St.	57 89	56	A	Bel mont	75 78	101	H	Western Ill.	68 81	
												129	A	Butler	54 75	
												158	A	UT Martin	66 100	
												158	H	UT Martin	69 62	
												162	A	SIUE	55 67	
												162	H	SIUE	38 61	
												162	N	SIUE	43 76	
												164	A	Jacksonville St.	47 65	
												164	H	Jacksonville St.	50 51	
												190	H	Morehead St.	59 66	
												229	A	Southeast Mo. St.	61 50	
												229	H	Southeast Mo. St.	66 65	
												240	A	Illinois	47 59	
												256	A	Northern Ky.	53 52	
												260	A	Lipscomb	71 63	
												294	A	Murray St.	65 91	
												294	H	Murray St.	75 69	
												311	A	Alabama A&M	55 52	
												313	A	Tennessee Tech	59 63	
												313	H	Tennessee Tech	53 52	
												316	H	Eastern Ky.	59 45	
												330	A	Tennessee St.	75 59	
												332	H	Ark. -Pine Bluff	97 61	
												345	A	Eastern Ill.	75 66	
												345	H	Eastern Ill.	69 59	
												349	H	Evansville	82 73	
<hr/>																
LAST 12 Division I GAMES:																
				162	N	SIUE	43 76	294	A	Murray St.	65 91					
				294	H	Murray St.	75 69	229	A	Southeast Mo. St.	61 50					
				162	A	SIUE	55 67	158	A	UT Martin	66 100					
				164	H	Jacksonville St.	50 51	190	H	Morehead St.	59 66					
				313	H	Tennessee Tech	53 52	316	H	Eastern Ky.	59 45					
				345	A	Eastern Ill.	75 66	56	A	Bel mont	75 78					

Non-Div I Games: Christian Bros. 73 50 Trevecca Nazarene 80 72

Austin Peay

Loss, Non-Conf, S Site, H Home A Away N Neutral

Average RPI Win:	218	WON-LOST	WINNING	LAST 10	STRENGTH OF	OPP. STRENGTH	TEAM	ADJ.	CONF.	ADJ CONF.
Average RPI Loss:	120	RECORD	PCT. RANK	GAMES	SCHEDULE	OF SCHEDULE	RPI	RPI	RPI	RPI
DIV. I ONLY	16- 14	153	4- 6	184	126	155	155	14	14	
DIV. I NON-CONF.	5- 6	187	0- 0	202	127	210	210	11	11	

TOTALS	RPI 1-25	RPI 26-50	W-L RECORDS	RPI 51-100	RPI 101-999	RPI 201+				
16- 14	0- 0	0- 5	OVERALL	1- 1	15- 8	9- 1				
11- 4	0- 0	0- 2	HOME	1- 0	10- 2	6- 1				
5- 9	0- 0	0- 3	AWAY	0- 1	5- 5	3- 0				
0- 1	0- 0	0- 0	NEUTRAL	0- 0	0- 1	0- 0				
5- 6	0- 0	0- 3	NON-CONFERENCE	0- 0	5- 3	3- 1				
4- 2	0- 0	0- 1	HOME	0- 0	4- 1	3- 1				
1- 4	0- 0	0- 2	AWAY	0- 0	1- 2	0- 0				
0- 0	0- 0	0- 0	NEUTRAL	0- 0	0- 0	0- 0				
11- 8	0- 0	0- 2	CONFERENCE	1- 1	10- 5	6- 0				
7- 2	0- 0	0- 1	HOME	1- 0	6- 1	3- 0				
4- 5	0- 0	0- 1	AWAY	0- 1	4- 3	3- 0				
0- 1	0- 0	0- 0	NEUTRAL	0- 0	0- 1	0- 0				

RPI	S	Opponent	Score	RPI	S	Opponent	Score	RPI	S	Opponent	Score	RPI	S	Opponent	Score
26	H	Georgi a	63 79	79	A	Saint Mary's (CA)	49 57	114	H	Utah	77 68	115	A	Colorado St.	54 56
32	A	Gonzaga	37 62	79	H	Saint Mary's (CA)	63 54	128	A	San Francisco	73 76	128	H	San Francisco	70 66
32	H	Gonzaga	70 84					141	A	Loyola Marymount	67 55	141	H	Loyola Marymount	62 52
37	A	Northern Colo.	74 79					148	A	Eastern Wash.	73 69	165	A	San Diego	69 70
43	A	Cal i forni a	45 70					165	H	San Diego	60 66	165	N	San Diego	56 61
								186	A	Paci fi c	76 83	186	H	Paci fi c	77 65
								198	A	Washington	72 80	210	H	Montana St.	75 54
								239	A	Pepperdi ne	73 67	239	H	Pepperdi ne	78 43
								289	A	Santa Clara	55 34	289	H	Santa Clara	65 47
								315	H	Utah St.	69 76	318	A	Portland	72 58
								318	H	Portland	73 35	323	H	Utah Valley	75 54
								328	H	Southern Utah	75 67				
LAST 12 Division I GAMES:															
165	N	San Diego	56 61	289	A	Santa Clara	55 34	32	H	Gonzaga	70 84	141	H	Loyola Marymount	62 52
32	A	Gonzaga	37 62	32	H	Gonzaga	70 84	186	A	Paci fi c	76 83	79	H	Saint Mary's (CA)	63 54
318	H	Portland	73 35	141	H	Loyola Marymount	62 52	165	A	San Diego	69 70				
165	H	San Diego	60 66	79	H	Saint Mary's (CA)	63 54								
239	H	Pepperdi ne	78 43	165	A	San Diego	69 70								
128	A	San Francisco	73 76												

Non-Div I Games:

BYU

Average RPI Win: 163		WON-LOST	WINNING	LAST 10	STRENGTH OF		OPP. STRENGTH	TEAM	ADJ.	CONF.	ADJ CONF.
Loss: 60		RECORD	PCT. RANK	GAMES	SCHEDULE		OF SCHEDULE	RPI	RPI	RPI	RPI
DIV. I ONLY		23- 6	31	6- 2	124		88	44	44	8	8
DIV. I NON-CONF.		10- 0	1	0- 0	187		128	20	20	8	8
TOTALS		RPI 1-25	RPI 26-50	W-L RECORDS		RPI 51-100	RPI 101-999	RPI 201+			
23- 6	0- 3	0- 0		OVERALL		7- 2	16- 1	8- 0			
13- 2	0- 2	0- 0		HOME		5- 0	8- 0	5- 0			
10- 3	0- 1	0- 0		AWAY		2- 1	8- 1	3- 0			
0- 1	0- 0	0- 0		NEUTRAL		0- 1	0- 0	0- 0			
10- 0	0- 0	0- 0		NON-CONFERENCE		3- 0	7- 0	4- 0			
6- 0	0- 0	0- 0		HOME		2- 0	4- 0	3- 0			
4- 0	0- 0	0- 0		AWAY		1- 0	3- 0	1- 0			
0- 0	0- 0	0- 0		NEUTRAL		0- 0	0- 0	0- 0			
13- 6	0- 3	0- 0		CONFERENCE		4- 2	9- 1	4- 0			
7- 2	0- 2	0- 0		HOME		3- 0	4- 0	2- 0			
6- 3	0- 1	0- 0		AWAY		1- 1	5- 1	2- 0			
0- 1	0- 0	0- 0		NEUTRAL		0- 1	0- 0	0- 0			

[illegible]

Non-Div I Games: Oakland and City 126 55

Ball St.

Loss, Non-Conf, S Site, H Home A Away N Neutral

Average RPI	Win: 110	WON-LOST RECORD	WINNING PCT. RANK	LAST 10 GAMES	STRENGTH OF SCHEDULE	OPP. STRENGTH OF SCHEDULE	TEAM RPI	ADJ. RPI	CONF. RPI	ADJ CONF. RPI
Average RPI	Loss: 10									
DIV. I ONLY	31- 1	3	10- 0	28	24	4	4	4	4	
DIV. I NON-CONF.	10- 1	15	0- 0	76	60	13	13	5	5	

TOTALS	RPI 1-25	RPI 26-50	W-L RECORDS	RPI 51-100	RPI 101-999	RPI 201+				
31- 1	4- 1	2- 0	OVERALL	14- 0	11- 0	6- 0				
16- 0	2- 0	1- 0	HOME	6- 0	7- 0	4- 0				
10- 1	1- 1	1- 0	AWAY	4- 0	4- 0	2- 0				
5- 0	1- 0	0- 0	NEUTRAL	4- 0	0- 0	0- 0				
10- 1	1- 1	0- 0	NON-CONFERENCE	4- 0	5- 0	4- 0				
7- 0	1- 0	0- 0	HOME	2- 0	4- 0	3- 0				
1- 1	0- 1	0- 0	AWAY	0- 0	1- 0	1- 0				
2- 0	0- 0	0- 0	NEUTRAL	2- 0	0- 0	0- 0				
21- 0	3- 0	2- 0	CONFERENCE	10- 0	6- 0	2- 0				
9- 0	1- 0	1- 0	HOME	4- 0	3- 0	1- 0				
9- 0	1- 0	1- 0	AWAY	4- 0	3- 0	1- 0				
3- 0	1- 0	0- 0	NEUTRAL	2- 0	0- 0	0- 0				

RPI	S	Opponent	Score	RPI	S	Opponent	Score	RPI	S	Opponent	Score	RPI	S	Opponent	Score
10	A	UCLA	68 82	34	A	Okl ahoma	74 52	57	A	Okl ahoma St.	87 45	106	A	Iowa St.	79 50
12	A	Texas	93 87	34	H	Okl ahoma	74 65	57	H	Okl ahoma St.	77 64	106	H	Iowa St.	89 49
12	H	Texas	81 56					63	A	West Vi rgi ni a	83 72	126	H	Central Ark.	86 55
12	N	Texas	77 69					63	H	West Vi rgi ni a	80 54	182	A	Kansas	83 48
13	H	Stanford	81 57					68	N	Georgi a Tech	80 57	182	H	Kansas	88 51
								69	A	TCU	85 53	202	H	North Dakota	105 43
								69	H	TCU	83 63	227	A	Ni choll s St.	85 43
								69	N	TCU	94 48	252	A	Texas Tech	90 44
								86	H	Kentucky	90 63	252	H	Texas Tech	97 49
								89	A	Kansas St.	88 58	278	H	McNeese	95 34
								89	H	Kansas St.	75 50	321	H	Coppin St.	100 54
								89	N	Kansas St.	83 54				
								90	H	Lamar Uni versi ty	121 62				
								97	N	Missouri St.	100 58				
LAST 12 Di vi si on I GAMES:															
12	N	Texas	77 69	182	H	Kansas	88 51								
69	N	TCU	94 48	57	A	Okl ahoma St.	87 45								
89	N	Kansas St.	83 54	69	H	TCU	83 63								
63	H	West Vi rgi ni a	80 54	34	H	Okl ahoma	74 65								
69	A	TCU	85 53	252	A	Texas Tech	90 44								
12	A	Texas	93 87	57	H	Okl ahoma St.	77 64								

Non-Di v I Games:

Bayl or

B
e
l
m
o
n
t

B
e
l
m
o
n
t

Bel mont

Page 23

Average RPI Win:	266	WON-LOST	WINNING	LAST 10	STRENGTH OF	OPP. STRENGTH	TEAM	ADJ.	CONF.	ADJ CONF.
Average RPI Loss:	169	RECORD	PCT. RANK	GAMES	SCHEDULE	OF SCHEDULE	RPI	RPI	RPI	RPI
DIV. I ONLY	22- 5	18	9- 1	309	343	122	122	30	30	
DIV. I NON-CONF.	6- 4	122	0- 0	155	335	144	144	31	31	

TOTALS	RPI 1-25	RPI 26-50	W-L RECORDS	RPI 51-100	RPI 101-999	RPI 201+				
22- 5	0- 0	0- 1	OVERALL	0- 1	22- 3	18- 2				
10- 3	0- 0	0- 0	HOME	0- 1	10- 2	9- 1				
9- 2	0- 0	0- 1	AWAY	0- 0	9- 1	8- 1				
3- 0	0- 0	0- 0	NEUTRAL	0- 0	3- 0	1- 0				
6- 4	0- 0	0- 1	NON-CONFERENCE	0- 1	6- 2	3- 2				
3- 2	0- 0	0- 0	HOME	0- 1	3- 1	2- 1				
1- 2	0- 0	0- 1	AWAY	0- 0	1- 1	1- 1				
2- 0	0- 0	0- 0	NEUTRAL	0- 0	2- 0	0- 0				
16- 1	0- 0	0- 0	CONFERENCE	0- 0	16- 1	15- 0				
7- 1	0- 0	0- 0	HOME	0- 0	7- 1	7- 0				
8- 0	0- 0	0- 0	AWAY	0- 0	8- 0	7- 0				
1- 0	0- 0	0- 0	NEUTRAL	0- 0	1- 0	1- 0				

RPI S Opponent	Score	RPI S Opponent	Score	RPI S Opponent	Score	RPI S Opponent	Score	Team's RPI: 122
50 A Miami (FL)	39 85	98 H Jacksonville	58 68	132 N Texas St.	62 56	161 H N. C. A&T	55 62	
				173 A Hampton	61 56	181 H Southern U.	68 56	
				197 N Richmond	63 50	216 A Norfolk St.	58 51	
				216 H Norfolk St.	60 45	234 H Prairie View	77 52	
				237 A North Florida	63 70	247 H Grand Canyon	69 60	
				266 A UMES	55 48	266 H UMES	73 61	
				266 N UMES	71 65	268 A Howard	59 55	
				272 A Morgan St.	64 57	297 H Southeastern La.	58 60	
				299 A FIU	77 59	317 H South Carolina St.	68 50	
				320 H N. C. Central	57 47	321 A Coppin St.	75 63	
				321 H Coppin St.	64 38	333 A Delaware St.	68 60	
				336 A Florida A&M	62 42	336 H Florida A&M	44 42	
				340 H Savannah St.	75 54	340 H Savannah St.	75 54	
				272 A Morgan St.	64 57			
				321 A Coppin St.	75 63			
				320 H N. C. Central	57 47			
				266 H UMES	73 61			
				216 H Norfolk St.	60 45			
				321 H Coppin St.	64 38			
				173 A Hampton	61 56			
				216 A Norfolk St.	58 51			

LAST 12 Division I GAMES:

266 N UMES	71 65	320 H N. C. Central	57 47
336 A Florida A&M	62 42	266 H UMES	73 61
161 H N. C. A&T	55 62	216 H Norfolk St.	60 45
340 H Savannah St.	75 54	321 H Coppin St.	64 38
272 A Morgan St.	64 57	173 A Hampton	61 56
321 A Coppin St.	75 63	216 A Norfolk St.	58 51

Non-Div I Games: Edward Waters 101 60 Palm Beach Atl. 61 48

Bethune-Cookman

Loss, Non-Conf, S Site, H Home A Away N Neutral

Average RPI Win: 246	WON-LOST RECORD	WINNING PCT. RANK	LAST 10 GAMES	STRENGTH OF SCHEDULE	OPP. STRENGTH OF SCHEDULE	TEAM RPI	ADJ. RPI	CONF. RPI	ADJ CONF. RPI
Average RPI Loss: 130									
DIV. I ONLY	18- 11	101	6- 4	261	238	159	159	20	20
DIV. I NON-CONF.	8- 4	87	0- 0	299	227	154	154	24	24

TOTALS	RPI 1-25	RPI 26-50	W-L RECORDS	RPI 51-100	RPI 101-999	RPI 201+			
18- 11	0- 0	0- 0	OVERALL	2- 4	16- 7	12- 0			
7- 5	0- 0	0- 0	HOME	1- 2	6- 3	4- 0			
10- 4	0- 0	0- 0	AWAY	1- 2	9- 2	7- 0			
1- 2	0- 0	0- 0	NEUTRAL	0- 0	1- 2	1- 0			
8- 4	0- 0	0- 0	NON-CONFERENCE	1- 1	7- 3	6- 0			
3- 1	0- 0	0- 0	HOME	1- 0	2- 1	1- 0			
4- 2	0- 0	0- 0	AWAY	0- 1	4- 1	4- 0			
1- 1	0- 0	0- 0	NEUTRAL	0- 0	1- 1	1- 0			
10- 7	0- 0	0- 0	CONFERENCE	1- 3	9- 4	6- 0			
4- 4	0- 0	0- 0	HOME	0- 2	4- 2	3- 0			
6- 2	0- 0	0- 0	AWAY	1- 1	5- 1	3- 0			
0- 1	0- 0	0- 0	NEUTRAL	0- 0	0- 1	0- 0			

RPI S Opponent	Score	RPI S Opponent	Score	RPI S Opponent	Score	RPI S Opponent	Score	Team's RPI: 159
				61 H Penn	77 72	119 H Dartmouth	80 64	
				72 A Mai ne	66 62	127 H Yale	69 73	
				72 H Mai ne	38 61	130 A Hartford	45 61	
				82 A Al bany (NY)	46 63	130 H Hartford	64 59	
				82 H Al bany (NY)	53 57	130 N Hartford	68 72	
				92 A Bucknel l	59 64	152 A Army West Point	61 73	
						179 A New Hampshi re	54 52	
						179 H New Hampshi re	61 63	
						187 A Stony Brook	69 64	
						187 H Stony Brook	59 67	
						195 N Tul sa	55 60	
						253 A Ri der	76 54	
						266 N UMES	68 51	
						267 A Cornel l	66 58	
						295 A Vermont	62 48	
						295 H Vermont	52 38	
						296 A Bryant	55 47	
						324 A UMBC	68 53	
						324 H UMBC	81 51	
						328 A Southern Utah	72 66	
						339 H NJIT	67 36	
						348 A UMass Lowell l	76 46	
						348 H UMass Lowell l	52 38	
LAST 12 Division I GAMES:								
130 N Hartford	68 72	187 A Stony Brook	69 64					
130 A Hartford	45 61	72 H Mai ne	38 61					
82 H Al bany (NY)	53 57	295 A Vermont	62 48					
348 H UMass Lowell l	52 38	179 A New Hampshi re	54 52					
295 H Vermont	52 38	324 A UMBC	81 51					
324 A UMBC	68 53	348 A UMass Lowell l	76 46					

Non-Div I Games: SUNY Cortland 90 36

Binghamton

2- 0				0- 0				NEUTRAL				0- 0				1- 0			
RPI 1-25				RPI 26-50				RPI 51-100				RPI 101+				Team's RPI: 120			
RPI	S	Opponent	Score	RPI	S	Opponent	Score	RPI	S	Opponent	Score	RPI	S	Opponent	Score	RPI	S	Opponent	Score
								76	A	Wyomi ng	67 63	110	H	Saint Francis (PA)	87 59				
								76	H	Wyomi ng	51 66	112	H	Washi ngton St.	53 61				
								79	H	Saint Mary' s (CA)	72 74	115	A	Colorado St.	62 58				
								88	A	New Mexi co	83 100	115	H	Colorado St.	55 49				
								88	H	New Mexi co	91 85	115	N	Colorado St.	76 51				
								91	A	UNLV	54 77	146	H	Fresno St.	75 66				
								91	H	UNLV	69 60	148	A	Eastern Wash.	61 57				
												165	N	San Diego	52 72				
												171	A	Nevada	63 55				
												171	H	Nevada	68 72				
												198	H	Washi ngton	85 62				
												203	H	CSU Bakersfi el d	59 65				
												270	A	San Diego St.	86 70				
												270	H	San Diego St.	64 53				
												277	A	San Jose St.	112 80				
												290	A	Air Force	58 47				
												290	H	Air Force	49 46				
												290	N	Air Force	60 46				
												304	N	Northern Ariz.	60 62				
												315	A	Utah St.	64 42				
												315	H	Utah St.	68 60				
												318	A	Portland	73 47				
LAST 12 Di vi si on I GAMES:																			
								115	N	Colorado St.	76 51					171	A	Nevada	63 55
								290	N	Air Force	60 46					315	H	Utah St.	68 60
								76	A	Wyomi ng	67 63					88	H	New Mexi co	91 85
								270	H	San Diego St.	64 53					91	A	UNLV	54 77
								115	H	Colorado St.	55 49					290	H	Air Force	49 46
								290	A	Air Force	58 47					277	A	San Jose St.	112 80

Northwest Chrst.	83	51
------------------	----	----

Average RPI Win:	169	WON-LOST	WINNING	LAST 10	STRENGTH OF	OPP. STRENGTH	TEAM	ADJ.	CONF.	ADJ CONF.
Average RPI Loss:	88	RECORD	PCT. RANK	GAMES	SCHEDULE	OF SCHEDULE	RPI	RPI	RPI	RPI
DIV. I ONLY	7- 23	303	1- 9	36	46	209	209	1	1	
DIV. I NON-CONF.	5- 8	220	0- 0	170	213	234	234	1	1	

TOTALS	RPI 1-25	RPI 26-50	W-L RECORDS	RPI 51-100	RPI 101-999	RPI 201+				
7- 23	0- 6	0- 5	OVERALL	2- 3	5- 9	2- 4				
6- 9	0- 2	0- 3	HOME	2- 1	4- 3	1- 1				
1- 13	0- 4	0- 2	AWAY	0- 2	1- 4	1- 2				
0- 1	0- 0	0- 0	NEUTRAL	0- 0	0- 1	0- 0				
5- 8	0- 0	0- 1	NON-CONFERENCE	2- 1	3- 6	2- 4				
4- 3	0- 0	0- 0	HOME	2- 1	2- 2	1- 1				
1- 5	0- 0	0- 1	AWAY	0- 0	1- 4	1- 3				
0- 0	0- 0	0- 0	NEUTRAL	0- 0	0- 0	0- 0				
2- 15	0- 6	0- 4	CONFERENCE	0- 2	2- 3	0- 0				
2- 6	0- 2	0- 3	HOME	0- 0	2- 1	0- 0				
0- 8	0- 4	0- 1	AWAY	0- 2	0- 1	0- 0				
0- 1	0- 0	0- 0	NEUTRAL	0- 0	0- 1	0- 0				

RPI 1-25				RPI 26-50				RPI 51-100				RPI 101+ Team's RPI: 209			
RPI	S	Opponent	Score	RPI	S	Opponent	Score	RPI	S	Opponent	Score	RPI	S	Opponent	Score
2	A	Notre Dame	60 89	31	H	Vi rgi ni a	57 68	67	A	Vi rgi ni a Tech	58 89	108	H	Wake Forest	59 67
2	H	Notre Dame	55 89	35	A	Syracuse	63 69	68	A	Georgi a Tech	43 67	117	H	North Carolina	77 64
3	H	Loui sville	52 87	35	H	Syracuse	57 75	72	H	Mai ne	40 61	117	N	North Carolina	64 69
8	A	Florida St.	39 67	40	A	Min nesota	68 78	80	H	Houston	79 74	119	A	Dartmouth	57 68
16	A	NC State	54 72	50	H	Mi ami (FL)	43 65	84	H	Fordham	55 52	124	H	Seton Hall	53 73
18	A	Duke	50 75									166	A	Clemson	61 65
												179	H	New Hampshire	64 55
												182	H	Pi ttsburgh	72 61
												211	A	Col umbia	60 68
												218	A	Provi dence	55 63
												231	A	Boston U.	57 61
												243	A	Hol y Cross	70 61
												273	H	Fai rfi eld	58 66
												296	H	Bryant	65 42
LAST 12 Division I GAMES:															
117	N	North Carolina	64 69	68	A	Georgi a Tech	43 67								
35	A	Syracuse	63 69	16	A	NC State	54 72								
8	A	Florida St.	39 67	108	H	Wake Forest	59 67								
2	H	Notre Dame	55 89	35	H	Syracuse	57 75								
3	H	Loui sville	52 87	18	A	Duke	50 75								
182	H	Pi ttsburgh	72 61	50	H	Mi ami (FL)	43 65								

Non-Div I Games:

Boston College

Average RPI Win:	225	WON-LOST	WINNING	LAST 10	STRENGTH OF	OPP. STRENGTH	TEAM	ADJ.	CONF.	ADJ CONF.
Average RPI Loss:	147	RECORD	PCT. RANK	GAMES	SCHEDULE	OF SCHEDULE	RPI	RPI	RPI	RPI
DIV. I ONLY	10- 19	250	2- 8	176	181	231	231	15	15	
DIV. I NON-CONF.	5- 5	170	0- 0	166	154	145	145	18	18	

TOTALS	RPI 1-25	RPI 26-50	W-L RECORDS	RPI 51-100	RPI 101-999	RPI 201+				
10- 19	0- 0	0- 1	OVERALL	0- 7	10- 11	7- 7				
4- 9	0- 0	0- 1	HOME	0- 3	4- 5	3- 3				
6- 10	0- 0	0- 0	AWAY	0- 4	6- 6	4- 4				
0- 0	0- 0	0- 0	NEUTRAL	0- 0	0- 0	0- 0				
5- 5	0- 0	0- 1	NON-CONFERENCE	0- 1	5- 3	3- 0				
2- 2	0- 0	0- 1	HOME	0- 0	2- 1	1- 0				
3- 3	0- 0	0- 0	AWAY	0- 1	3- 2	2- 0				
0- 0	0- 0	0- 0	NEUTRAL	0- 0	0- 0	0- 0				
5- 14	0- 0	0- 0	CONFERENCE	0- 6	5- 8	4- 7				
2- 7	0- 0	0- 0	HOME	0- 3	2- 4	2- 3				
3- 7	0- 0	0- 0	AWAY	0- 3	3- 4	2- 4				
0- 0	0- 0	0- 0	NEUTRAL	0- 0	0- 0	0- 0				

RPI	S	Opponent	Score	RPI	S	Opponent	Score	RPI	S	Opponent	Score	RPI	S	Opponent	Score	Team's RPI: 231
45	H	UCF	32 47	51	A	Harvard	70 80	104	A	Delaware	85 79	139	H	Northeastern	74 73	
				52	A	Ameri can	50 66	152	A	Army West Point	60 59	152	H	Army West Point	47 48	
				52	H	Ameri can	54 61	157	H	Marist	52 80	172	A	Brown	68 92	
				71	A	Navy	48 59	179	A	New Hampshi re	57 72	208	A	Lehi gh	58 74	
				71	H	Navy	59 64	208	H	Lehi gh	56 65	209	H	Boston College	61 57	
				92	A	Bucknel l	57 67	236	A	Lafayette	41 44	236	A	Lafayette	61 66	
				92	H	Bucknel l	58 63	236	H	Lafayette	45 47	238	A	Loyol a Maryl and	52 65	
								238	H	Loyol a Maryl and	75 56	243	A	Hol y Cross	64 58	
								243	H	Hol y Cross	57 60	288	A	Col gate	62 49	
								288	H	Col gate	66 64	295	A	Vermont	57 41	
								296	A	Bryant	78 61					
LAST 12 Division I GAMES:																
236	A	Lafayette	61 66	243	A	Hol y Cross	64 58									
238	A	Loyol a Maryl and	52 65	288	H	Col gate	66 64									
152	H	Army West Point	47 48	208	H	Lehi gh	56 65									
236	A	Lafayette	41 44	92	A	Bucknel l	57 67									
71	A	Navy	48 59	236	H	Lafayette	45 47									
52	H	Ameri can	54 61	71	H	Navy	59 64									

Non-Div I Games:

Boston U.

Bowling Green

Through Games Of March 8, 2018

Average RPI Win:	235	WON-LOST	WINNING	LAST 10	STRENGTH OF	OPP. STRENGTH	TEAM	ADJ.	CONF.	ADJ CONF.
Average RPI Loss:	95	RECORD	PCT. RANK	GAMES	SCHEDULE	OF SCHEDULE	RPI	RPI	RPI	RPI
DIV. I ONLY	10- 19	250	1- 9	102	110	207	207	8	8	
DIV. I NON-CONF.	7- 3	74	0- 0	221	336	113	113	8	8	

TOTALS	RPI 1-25	RPI 26-50	W-L RECORDS	RPI 51-100	RPI 101-999	RPI 201+				
10- 19	0- 3	0- 3	OVERALL	0- 6	10- 7	8- 1				
5- 8	0- 1	0- 1	HOME	0- 3	5- 3	4- 1				
3- 11	0- 2	0- 2	AWAY	0- 3	3- 4	2- 0				
2- 0	0- 0	0- 0	NEUTRAL	0- 0	2- 0	2- 0				
7- 3	0- 0	0- 1	NON-CONFERENCE	0- 0	7- 2	6- 1				
3- 1	0- 0	0- 0	HOME	0- 0	3- 1	3- 1				
2- 2	0- 0	0- 1	AWAY	0- 0	2- 1	1- 0				
2- 0	0- 0	0- 0	NEUTRAL	0- 0	2- 0	2- 0				
3- 16	0- 3	0- 2	CONFERENCE	0- 6	3- 5	2- 0				
2- 7	0- 1	0- 1	HOME	0- 3	2- 2	1- 0				
1- 9	0- 2	0- 1	AWAY	0- 3	1- 3	1- 0				
0- 0	0- 0	0- 0	NEUTRAL	0- 0	0- 0	0- 0				

RPI 1-25				RPI 26-50				RPI 51-100				RPI 101+ Team's RPI: 207			
RPI	S	Opponent	Score	RPI	S	Opponent	Score	RPI	S	Opponent	Score	RPI	S	Opponent	Score
19	A	Buffalo	38 74	27	A	South Dakota St.	44 76	77	A	Miami (OH)	64 92	103	A	Cincinnati	51 75
19	H	Buffalo	67 88	44	A	Ball St.	41 82	77	H	Miami (OH)	62 66	113	A	Ohio	58 69
24	A	Central Mich.	54 90	44	H	Ball St.	73 84	83	H	Toledo	67 77	113	H	Ohio	63 70
								96	A	Western Mich.	71 85	133	A	Robert Morris	64 62
								96	A	Western Mich.	58 67	147	A	Northern Ill.	68 73
								96	H	Western Mich.	67 81	149	A	Kent St.	57 81
												149	H	Kent St.	60 50
												196	H	Eastern Mich.	52 54
												216	N	Norfolk St.	59 50
												224	A	Akron	66 64
												224	H	Akron	84 63
												226	H	Xavier	63 53
												242	N	Fla. Atlantic	66 55
												286	H	Canisius	57 71
												291	H	Valparaiso	90 77
												316	H	Eastern Ky.	77 60
												325	A	Detroit Mercy	85 81

LAST 12 Division I GAMES:															
				96	A	Western Mich.	71 85	147	A	Northern Ill.	68 73				
				19	A	Buffalo	38 74	96	H	Western Mich.	67 81				
				224	H	Akron	84 63	77	H	Miami (OH)	62 66				
				77	A	Miami (OH)	64 92	149	A	Kent St.	57 81				
				19	H	Buffalo	67 88	83	H	Toledo	67 77				
				113	A	Ohio	58 69	44	A	Ball St.	41 82				

Non-Div I Games: Ferris St. 82 73

Bowling Green

Loss,
Non-Conf, S Site,
H Home
A Away
N Neutral

Average RPI Win: 286		WON-LOST RECORD	WINNING PCT. RANK	LAST 10 GAMES	STRENGTH OF SCHEDULE	OPP. STRENGTH OF SCHEDULE	TEAM RPI	ADJ. RPI	CONF. RPI	ADJ CONF. RPI
Average RPI Loss: 163										
DIV. I ONLY		12- 17	224	3- 7	314	267	269	269	24	24
DIV. I NON-CONF.		5- 5	170	0- 0	247	282	199	199	21	21
TOTALS		RPI 1-25	RPI 26-50	W-L RECORDS		RPI 51-100	RPI 101-999	RPI 201+		
12- 17	0- 1		0- 0	OVERALL		0- 4	12- 12	11- 6		
5- 8	0- 0		0- 0	HOME		0- 2	5- 6	4- 3		
5- 9	0- 1		0- 0	AWAY		0- 2	5- 6	5- 3		
2- 0	0- 0		0- 0	NEUTRAL		0- 0	2- 0	2- 0		
5- 5	0- 1		0- 0	NON-CONFERENCE		0- 0	5- 4	4- 2		
3- 1	0- 0		0- 0	HOME		0- 0	3- 1	2- 0		
1- 4	0- 1		0- 0	AWAY		0- 0	1- 3	1- 2		
1- 0	0- 0		0- 0	NEUTRAL		0- 0	1- 0	1- 0		
7- 12	0- 0		0- 0	CONFERENCE		0- 4	7- 8	7- 4		
2- 7	0- 0		0- 0	HOME		0- 2	2- 5	2- 3		
4- 5	0- 0		0- 0	AWAY		0- 2	4- 3	4- 1		
1- 0	0- 0		0- 0	NEUTRAL		0- 0	1- 0	1- 0		

RPI 1-25				RPI 26-50				RPI 51-100				RPI 101+				Team's RPI: 269	
RPI	S	Opponent	Score	RPI	S	Opponent	Score	RPI	S	Opponent	Score	RPI	S	Opponent	Score		
22	A	Green Bay	40 72					70	A	Drake	71 77	101	H	Western Ill.	87 80		
								70	H	Drake	75 84	123	H	Cleveland St.	65 67		
								97	A	Missouri St.	54 74	135	A	UNI	50 63		
								97	H	Missouri St.	65 71	135	H	UNI	40 51		
												147	A	Northern Ill.	52 76		
												169	A	Southern Ill.	53 62		
												169	H	Southern Ill.	62 63		
												227	N	Nicholls St.	75 65		
												229	A	Southeast Mo. St.	53 57		
												240	A	Illinois	62 74		
												241	A	Illinois St.	62 42		
												241	H	Illinois St.	41 53		
												245	H	Omaha	69 56		
												261	A	Indiana St.	50 65		
												261	H	Indiana St.	70 74		
												291	A	Valparaiso	88 69		
												291	H	Valparaiso	69 58		
												308	A	Loyola Chicago	59 57		
												308	H	Loyola Chicago	61 71		
												331	H	Ill.-Chicago	58 48		
												345	A	Eastern Ill.	67 52		
												349	A	Evansville	117 59		
												349	H	Evansville	92 47		
												349	N	Evansville	77 49		
LAST 12 Division I GAMES:																	
				349	N	Evansville	77 49	169	A	Southern Ill.	53 62						
				241	H	Illinois St.	41 53	97	A	Missouri St.	54 74						
				135	A	UNI	50 63	308	H	Loyola Chicago	61 71						
				70	A	Drake	71 77	291	H	Valparaiso	69 58						
				261	H	Indiana St.	70 74	70	H	Drake	75 84						
				349	H	Evansville	92 47	135	H	UNI	40 51						

Bradley

Average RPI Win: 239	WON-LOST RECORD	WINNING PCT. RANK	LAST 10 GAMES	STRENGTH OF SCHEDULE	OPP. STRENGTH OF SCHEDULE	TEAM RPI	ADJ. RPI	CONF. RPI	ADJ. CONF. RPI
Average RPI Loss: 98									
DIV. I ONLY	14- 12	150	2- 8	221	130	172	172	9	9
DIV. I NON-CONF.	11- 1	13	0- 0	315	288	100	100	9	9

TOTALS	RPI 1-25	RPI 26-50	W-L RECORDS	RPI 51-100	RPI 101-999	RPI 201+			
14- 12	0- 0	0- 3	OVERALL	0- 4	14- 5	11- 2			
6- 6	0- 0	0- 2	HOME	0- 2	6- 2	5- 1			
6- 6	0- 0	0- 1	AWAY	0- 2	6- 3	5- 1			
2- 0	0- 0	0- 0	NEUTRAL	0- 0	2- 0	1- 0			
11- 1	0- 0	0- 1	NON-CONFERENCE	0- 0	11- 0	9- 0			
4- 1	0- 0	0- 1	HOME	0- 0	4- 0	4- 0			
5- 0	0- 0	0- 0	AWAY	0- 0	5- 0	4- 0			
2- 0	0- 0	0- 0	NEUTRAL	0- 0	2- 0	1- 0			
3- 11	0- 0	0- 2	CONFERENCE	0- 4	3- 5	2- 2			
2- 5	0- 0	0- 1	HOME	0- 2	2- 2	1- 1			
1- 6	0- 0	0- 1	AWAY	0- 2	1- 3	1- 1			
0- 0	0- 0	0- 0	NEUTRAL	0- 0	0- 0	0- 0			

Brown

Brown

RPI 1-25				RPI 26-50				RPI 51-100				RPI 101+				Team's RPI: 172	
RPI	S	Opponent	Score	RPI	S	Opponent	Score	RPI	S	Opponent	Score	RPI	S	Opponent	Score		
30	A	Princeton	44 79	51	A	Harvard	85 87	119	A	Dartmouth	73 78						
30	H	Princeton	62 77	51	H	Harvard	74 86	119	H	Dartmouth	60 77						
43	H	Cal i forni a	79 89	61	A	Penn	56 67	127	A	Yale	63 77						
				61	H	Penn	55 88	127	H	Yale	81 71						
								173	N	Hampton	73 66						
								186	A	Paci fic	74 57						
								211	A	Col umbi a	84 80						
								211	H	Col umbi a	74 90						
								218	A	Provi dence	64 59						
								231	H	Boston U.	92 68						
								243	H	Holy Cross	82 78						
								249	H	Sacred Heart	102 77						
								267	A	Cornel I	68 70						
								267	H	Cornel I	85 59						
								268	A	Howard	85 81						
								287	A	Central Conn. St.	78 55						
								288	A	Col gate	83 73						
								296	H	Bryant	85 62						
								296	N	Bryant	72 60						
LAST 12 Division I GAMES:																	
61	A	Penn	56 67	211	A	Col umbi a	84 80										
30	A	Princeton	44 79	267	A	Cornel I	68 70										
267	H	Cornel I	85 59	30	H	Princeton	62 77										
211	H	Col umbi a	74 90	61	H	Penn	55 88										
119	H	Dartmouth	60 77	51	A	Harvard	85 87										
51	H	Harvard	74 86	119	A	Dartmouth	73 78										

Non-Di v I Games: Johnson & Wales (RI) 100 79

Brown

Average RPI Win: **284**
 Average RPI Loss: **195**

WON-LOST
RECORD

WINNING
PCT. RANK

LAST 10
GAMES

STRENGTH OF
SCHEDULE

OPP. STRENGTH
OF SCHEDULE

TEAM
RPI

ADJ.
RPI

CONF.
RPI

ADJ CONF.
RPI

DIV. I ONLY	9- 21	272	3- 7	274	309	296	296	29	29
DIV. I NON-CONF.	1- 10	327	0- 0	228	236	328	328	29	29

TOTALS	RPI 1-25	RPI 26-50	W-L RECORDS	RPI 51-100	RPI 101-999	RPI 201+			
9- 21	0- 0	0- 0	OVERALL	0- 2	9- 19	9- 10			
4- 9	0- 0	0- 0	HOME	0- 0	4- 9	4- 4			
4- 10	0- 0	0- 0	AWAY	0- 2	4- 8	4- 5			
1- 2	0- 0	0- 0	NEUTRAL	0- 0	1- 2	1- 1			
1- 10	0- 0	0- 0	NON-CONFERENCE	0- 2	1- 8	1- 3			
0- 4	0- 0	0- 0	HOME	0- 0	0- 4	0- 1			
0- 5	0- 0	0- 0	AWAY	0- 2	0- 3	0- 2			
1- 1	0- 0	0- 0	NEUTRAL	0- 0	1- 1	1- 0			
8- 11	0- 0	0- 0	CONFERENCE	0- 0	8- 11	8- 7			
4- 5	0- 0	0- 0	HOME	0- 0	4- 5	4- 3			
4- 5	0- 0	0- 0	AWAY	0- 0	4- 5	4- 3			
0- 1	0- 0	0- 0	NEUTRAL	0- 0	0- 1	0- 1			

RPI 1-25				RPI 26-50				RPI 51-100				RPI 101+ Team's RPI: 296			
RPI	S	Opponent	Score	RPI	S	Opponent	Score	RPI	S	Opponent	Score	RPI	S	Opponent	Score
								66	A	James Madison	36 67	110	A	Saint Francis (PA)	69 87
								72	A	Maine	68 70	110	H	Saint Francis (PA)	78 94
												130	H	Hartford	47 59
												133	A	Robert Morris	49 72
												133	H	Robert Morris	61 67
												159	H	Binghamton	47 55
												172	A	Brown	62 85
												172	N	Brown	60 72
												179	H	New Hampshire	65 74
												209	A	Boston College	42 65
												231	H	Boston U.	61 78
												243	A	Holy Cross	57 59
												249	A	Sacred Heart	81 73
												249	H	Sacred Heart	60 56
												249	N	Sacred Heart	63 80
												263	A	LIU Brooklyn	61 69
												263	H	LIU Brooklyn	75 56
												274	A	St. Francis Brooklyn	60 66
												274	H	St. Francis Brooklyn	73 63
												281	A	Fairleigh Dickinson	65 48
												281	H	Fairleigh Dickinson	69 77
												287	A	Central Conn. St.	59 66
												287	H	Central Conn. St.	66 50
												293	A	Mt. St. Mary's	67 64
												293	H	Mt. St. Mary's	63 68
												329	A	Wagner	70 60
												329	H	Wagner	66 75
												335	N	Rhode Island	58 52
LAST 12 Division I GAMES:															
				249	N	Sacred Heart	63 80					293	A	Mt. St. Mary's	67 64
				274	A	St. Francis Brooklyn	60 66					287	A	Central Conn. St.	59 66
				263	A	LIU Brooklyn	61 69					249	H	Sacred Heart	60 56
				110	H	Saint Francis (PA)	78 94					281	H	Fairleigh Dickinson	69 77
				133	H	Robert Morris	61 67					110	A	Saint Francis (PA)	69 87
				329	A	Wagner	70 60					133	A	Robert Morris	49 72

Non-Div I Games:

Bryant

Loss, Non-Conf, S Site, H Home A Away N Neutral

Average RPI Win:	208	WON-LOST	WINNING	LAST 10	STRENGTH OF	OPP. STRENGTH	TEAM	ADJ.	CONF.	ADJ CONF.
Average RPI Loss:	142	RECORD	PCT. RANK	GAMES	SCHEDULE	OF SCHEDULE	RPI	RPI	RPI	RPI
DIV. I ONLY	22- 9	61	9- 1	183	197	92	92	15	15	
DIV. I NON-CONF.	6- 5	153	0- 0	271	196	187	187	18	18	
<hr/>										
TOTALS	RPI 1-25	RPI 26-50	W-L RECORDS	RPI 51-100	RPI 101-999	RPI 201+				
22- 9	0- 0	0- 1	OVERALL	3- 3	19- 5	15- 3				
12- 4	0- 0	0- 0	HOME	2- 1	10- 3	8- 2				
10- 5	0- 0	0- 1	AWAY	1- 2	9- 2	7- 1				
0- 0	0- 0	0- 0	NEUTRAL	0- 0	0- 0	0- 0				
6- 5	0- 0	0- 1	NON-CONFERENCE	0- 1	6- 3	4- 1				
3- 2	0- 0	0- 0	HOME	0- 0	3- 2	2- 1				
3- 3	0- 0	0- 1	AWAY	0- 1	3- 1	2- 0				
0- 0	0- 0	0- 0	NEUTRAL	0- 0	0- 0	0- 0				
16- 4	0- 0	0- 0	CONFERENCE	3- 2	13- 2	11- 2				
9- 2	0- 0	0- 0	HOME	2- 1	7- 1	6- 1				
7- 2	0- 0	0- 0	AWAY	1- 1	6- 1	5- 1				
0- 0	0- 0	0- 0	NEUTRAL	0- 0	0- 0	0- 0				

RPI S Opponent	Score	RPI S Opponent	Score	RPI S Opponent	Score	RPI S Opponent	Score
		46 A Drexel	54 63	52 A American	58 68	137 H Saint Joseph's	53 77
				52 H American	57 52	139 A Youngstown St.	66 60
				71 A Navy	49 40	152 A Army West Point	75 55
				71 H Navy	62 68	152 H Army West Point	60 36
				71 H Navy	47 39	159 H Binghamton	64 59
				84 A Fordham	62 71	182 A Pittsburgh	39 57
						208 A Lehigh	62 66
						208 H Lehigh	59 52
						224 H Akron	63 52
						231 A Boston U.	63 58
						231 H Boston U.	67 57
						236 A Lafayette	80 57
						236 H Lafayette	83 53
						238 A Loyola Maryland	74 69
						238 H Loyola Maryland	65 68
						243 A Holy Cross	71 47
						243 H Holy Cross	72 63
						243 H Holy Cross	67 53
						253 A Rider	76 71
						258 H St. Bonaventure	48 59
						286 H Canisius	76 57
						288 A Colgate	63 42
						288 H Colgate	77 57
						342 A Iona	60 53
LAST 12 Division I GAMES:							
71 H Navy	62 68	238 A Loyola Maryland	74 69				
243 H Holy Cross	67 53	288 A Colgate	63 42				
152 A Army West Point	75 55	208 H Lehigh	59 52				
52 H American	57 52	236 A Lafayette	80 57				
71 A Navy	49 40	231 H Boston U.	67 57				
243 H Holy Cross	72 63	71 H Navy	47 39				

Non-Div I Games:

Bucknell I

Average RPI Win:	143	WON-LOST	WINNING	LAST 10	STRENGTH OF	OPP. STRENGTH	TEAM	ADJ.	CONF.	ADJ CONF.
Average RPI Loss:	115	RECORD	PCT. RANK	GAMES	SCHEDULE	OF SCHEDULE	RPI	RPI	RPI	RPI
DIV. I ONLY	26- 4	10	10- 0	113	79	19	19	8	8	
DIV. I NON-CONF.	9- 2	33	0- 0	222	52	46	46	8	8	

TOTALS	RPI 1-25	RPI 26-50	W-L RECORDS	RPI 51-100	RPI 101-999	RPI 201+				
26- 4	1- 1	1- 0	OVERALL	8- 1	16- 2	8- 1				
12- 0	1- 0	0- 0	HOME	3- 0	8- 0	4- 0				
10- 4	0- 1	1- 0	AWAY	3- 1	6- 2	4- 1				
4- 0	0- 0	0- 0	NEUTRAL	2- 0	2- 0	0- 0				
9- 2	0- 0	0- 0	NON-CONFERENCE	3- 1	6- 1	4- 1				
3- 0	0- 0	0- 0	HOME	0- 0	3- 0	2- 0				
3- 2	0- 0	0- 0	AWAY	1- 1	2- 1	2- 1				
3- 0	0- 0	0- 0	NEUTRAL	2- 0	1- 0	0- 0				
17- 2	1- 1	1- 0	CONFERENCE	5- 0	10- 1	4- 0				
9- 0	1- 0	0- 0	HOME	3- 0	5- 0	2- 0				
7- 2	0- 1	1- 0	AWAY	2- 0	4- 1	2- 0				
1- 0	0- 0	0- 0	NEUTRAL	0- 0	1- 0	0- 0				

RPI	S	Opponent	Score	RPI	S	Opponent	Score	RPI	S	Opponent	Score	RPI	S	Opponent	Score
24	A	Central Mich.	79 86	44	A	Ball St.	84 80	55	A	Arizona St.	57 76	104	H	Delaware	87 73
24	H	Central Mich.	85 82					60	N	Nebraska	82 72	113	A	Ohio	67 63
								73	A	St. John's (NY)	73 72	113	H	Ohio	70 53
								77	A	Miami (OH)	64 49	147	A	Northern Ill.	84 86
								77	H	Miami (OH)	72 67	149	A	Kent St.	81 51
								83	A	Toledo	84 73	149	H	Kent St.	80 42
								83	H	Toledo	87 69	149	N	Kent St.	72 50
								91	N	UNLV	80 53	166	N	Clemson	61 41
								96	H	Western Mich.	71 49	196	H	Eastern Mich.	97 92
												207	A	Bowling Green	88 67
												207	H	Bowling Green	74 38
												211	A	Columbia	65 63
												224	A	Akron	89 66
												224	H	Akron	85 71
												232	A	Niagara	62 75
												258	A	St. Bonaventure	76 59
												266	H	UMES	76 41
												286	H	Canisius	73 47

LAST 12 Division I GAMES:															
149	N	Kent St.	72 50	24	H	Central Mich.	85 82	77	A	Miami (OH)	64 49	149	H	Kent St.	80 42
207	H	Bowling Green	74 38					83	A	Toledo	84 73	24	A	Central Mich.	79 86
149	A	Kent St.	81 51					196	H	Eastern Mich.	97 92				
113	H	Ohio	70 53												
207	A	Bowling Green	88 67												
224	H	Akron	85 71												

Buffalo

Buffalo

Non-Div I Games:

Buffalo

Average RPI Win: 189

Average RPI Loss: 69

WON-LOST
RECORDWINNING
PCT. RANKLAST 10
GAMESSTRENGTH OF
SCHEDULEOPP. STRENGTH
OF SCHEDULETEAM
RPIADJ.
RPICONF.
RPIADJ CONF.
RPIDIV. I ONLY
DIV. I NON-CONF.15- 17
8- 4197
872- 8
0- 082
12677
194129
71129
716
66
6

TOTALS

RPI 1-25

RPI 26-50

W-L RECORDS

RPI 51-100

RPI 101-999

RPI 201+

15- 17

0- 6

2- 4

OVERALL

2- 4

11- 3

10- 2

7- 6

0- 2

1- 1

HOME

0- 2

6- 1

5- 1

6- 8

0- 3

1- 2

AWAY

1- 1

4- 2

4- 1

2- 3

0- 1

0- 1

NEUTRAL

1- 1

1- 0

1- 0

8- 4

0- 1

0- 2

NON-CONFERENCE

1- 1

7- 0

7- 0

4- 0

0- 0

0- 0

HOME

0- 0

4- 0

4- 0

3- 2

0- 1

0- 1

AWAY

0- 0

3- 0

3- 0

1- 2

0- 0

0- 1

NEUTRAL

1- 1

0- 0

0- 0

7- 13

0- 5

2- 2

CONFERENCE

1- 3

4- 3

3- 2

3- 6

0- 2

1- 1

HOME

0- 2

2- 1

1- 1

3- 6

0- 2

1- 1

AWAY

1- 1

1- 2

1- 1

1- 1

0- 1

0- 0

NEUTRAL

0- 0

1- 0

1- 0

RPI 1-25

RPI 26-50

RPI 51-100

RPI 101+

Team's RPI: 129

RPI	S	Opponent	Score
14	A	South Fla.	55 71
20	A	DePaul	65 87
20	H	DePaul	68 86
25	A	Marquette	67 69
25	H	Marquette	59 78
25	N	Marquette	61 73

RPI	S	Opponent	Score
29	A	Villanova	76 53
29	H	Villanova	67 69
44	A	Ball St.	75 87
46	N	Drexel	62 76
48	A	Creighton	55 64
48	H	Creighton	59 53

RPI	S	Opponent	Score
63	N	West Virginia	68 75
67	N	Virginia Tech	79 77
73	A	St. John's (NY)	38 76
73	H	St. John's (NY)	55 73
99	A	Georgetown	66 57
99	H	Georgetown	52 63

RPI	S	Opponent	Score
124	A	Seton Hall	64 75
124	H	Seton Hall	66 48
204	H	Wisconsin	69 62
218	A	Providence	69 48
218	H	Providence	68 57
218	N	Providence	73 67
226	A	Xavier	54 57
226	H	Xavier	62 69
241	A	Illinois St.	56 45
251	H	Austin Peay	75 54
260	H	Lipscomb	70 58
261	A	Indiana St.	60 51
294	A	Murray St.	88 59
308	H	Loyola Chicago	64 52

LAST 12 Division I GAMES:

25	N	Marquette	61 73	20	H	DePaul	68 86
218	N	Providence	73 67	124	A	Seton Hall	64 75
226	A	Xavier	54 57	73	A	St. John's (NY)	38 76
48	A	Creighton	55 64	29	H	Villanova	67 69
218	A	Providence	69 48	99	H	Georgetown	52 63
25	H	Marquette	59 78	218	H	Providence	68 57

Non-Div I Games:

Butler

■ Loss,
 ■ Non-Conf,
 ■ S Site,
 ■ Home
 ■ A Away
 N Neutral

Average RPI Win:	282	WON-LOST	WINNING	LAST 10	STRENGTH OF	OPP. STRENGTH	TEAM	ADJ.	CONF.	ADJ CONF.
Average RPI Loss:	188	RECORD	PCT. RANK	GAMES	SCHEDULE	OF SCHEDULE	RPI	RPI	RPI	RPI
DIV. I ONLY	15- 12	139	8- 2	320	311	203	203	31	31	
DIV. I NON-CONF.	4- 8	239	0- 0	265	174	242	242	30	30	

TOTALS	RPI 1-25	RPI 26-50	W-L RECORDS	RPI 51-100	RPI 101-999	RPI 201+				
15- 12	0- 1	0- 0	OVERALL	0- 1	15- 10	14- 7				
7- 3	0- 0	0- 0	HOME	0- 0	7- 3	7- 2				
7- 9	0- 1	0- 0	AWAY	0- 1	7- 7	6- 5				
1- 0	0- 0	0- 0	NEUTRAL	0- 0	1- 0	1- 0				
4- 8	0- 1	0- 0	NON-CONFERENCE	0- 1	4- 6	3- 3				
2- 1	0- 0	0- 0	HOME	0- 0	2- 1	2- 0				
2- 7	0- 1	0- 0	AWAY	0- 1	2- 5	1- 3				
0- 0	0- 0	0- 0	NEUTRAL	0- 0	0- 0	0- 0				
11- 4	0- 0	0- 0	CONFERENCE	0- 0	11- 4	11- 4				
5- 2	0- 0	0- 0	HOME	0- 0	5- 2	5- 2				
5- 2	0- 0	0- 0	AWAY	0- 0	5- 2	5- 2				
1- 0	0- 0	0- 0	NEUTRAL	0- 0	1- 0	1- 0				

RPI 1-25				RPI 26-50				RPI 51-100				RPI 101+				Team's RPI: 203
RPI	S	Opponent	Score	RPI	S	Opponent	Score	RPI	S	Opponent	Score	RPI	S	Opponent	Score	
13	A	Stanford	34 57					58	A	South Dakota	50 66	120	A	Boise St.	65 59	
												138	A	Cal Poly	57 59	
												170	A	UTEP	56 67	
												194	H	UC Irvine	59 72	
												212	A	Seattle U	56 64	
												212	H	Seattle U	75 68	
												213	A	SMU	29 41	
												215	A	New Mexico St.	48 56	
												215	H	New Mexico St.	62 52	
												230	A	UC Riverside	65 68	
												245	H	Omaha	52 43	
												247	A	Grand Canyon	69 40	
												247	H	Grand Canyon	76 77	
												277	A	San Jose St.	57 67	
												283	A	UMKC	76 62	
												283	H	UMKC	58 60	
												307	A	UTRGV	67 64	
												307	H	UTRGV	71 30	
												307	N	UTRGV	70 59	
												319	H	Cal St. Fullerton	55 43	
												323	A	Utah Valley	64 60	
												323	H	Utah Valley	63 58	
												328	A	Southern Utah	46 45	
												346	A	Chicago St.	63 36	
												346	H	Chicago St.	63 49	

LAST 12 Division I GAMES:																
				307	N	UTRGV	70 59					215	H	New Mexico St.	62 52	
				247	H	Grand Canyon	76 77					283	A	UMKC	76 62	
				212	A	Seattle U	56 64					346	A	Chicago St.	63 36	
				323	A	Utah Valley	64 60					212	H	Seattle U	75 68	
				247	A	Grand Canyon	69 40					346	H	Chicago St.	63 49	
				307	H	UTRGV	71 30					283	H	UMKC	58 60	

Non-Div I Games: Fresno Pacific 74 63 Whittier 72 35

CSU Bakersfield

Loss, Non-Conf, S Site, H Home A Away N Neutral

CSUN

Average RPI Win: 221

Average RPI Loss: 191

WON-LOST RECORD

WINNING PCT. RANK

LAST 10 GAMES

STRENGTH OF SCHEDULE

OPP. STRENGTH OF SCHEDULE

TEAM RPI

ADJ. RPI

CONF. RPI

ADJ CONF. RPI

DIV. I ONLY

DIV. I NON-CONF.

16- 15

171

5- 5

248

235

206

206

21

21

6- 7

184

0- 0

216

264

224

224

19

19

TOTALS

RPI 1-25

RPI 26-50

W-L RECORDS

RPI 51-100

RPI 101-999

RPI 201+

16- 15

0- 1

0- 0

OVERALL

1- 1

15- 13

11- 8

9- 6

0- 0

0- 0

HOME

1- 0

8- 6

5- 4

5- 8

0- 1

0- 0

AWAY

0- 1

5- 6

4- 4

2- 1

0- 0

0- 0

NEUTRAL

0- 0

2- 1

2- 0

6- 7

0- 1

0- 0

NON-CONFERENCE

0- 0

6- 6

4- 3

4- 3

0- 0

HOME

0- 0

4- 3

3- 1

2- 3

0- 1

0- 0

AWAY

0- 0

2- 2

1- 2

0- 1

0- 0

NEUTRAL

0- 0

0- 1

0- 0

10- 8

0- 0

0- 0

CONFERENCE

1- 1

9- 7

7- 5

5- 3

0- 0

0- 0

HOME

1- 0

4- 3

2- 3

3- 5

0- 0

0- 0

AWAY

0- 1

3- 4

3- 2

2- 0

0- 0

0- 0

NEUTRAL

0- 0

2- 0

2- 0

RPI 1-25

RPI 26-50

RPI 51-100

RPI 101+

Team's RPI: 206

RPI S Opponent Score

RPI S Opponent Score

RPI S Opponent Score

RPI S Opponent Score

7 A Oregon 43 91

64 A UC Davis 46 72

64 H UC Davis 75 71

131 N Milwaukee 50 58

138 A Cal Poly 71 84

138 H Cal Poly 86 66

141 A Loyola Marymount 75 68

143 H Idaho 75 80

146 H Fresno St. 85 72

150 H Weber St. 61 64

194 A UC Irvine 47 56

194 H UC Irvine 71 67

205 A UC Santa Barbara 48 30

205 H UC Santa Barbara 73 74

205 N UC Santa Barbara 72 63

212 H Seattle U 67 62

230 A UC Riverside 58 69

230 H UC Riverside 60 55

233 A New Orleans 73 76

245 H Omaha 60 68

257 A Hawaii 70 58

257 H Hawaii 54 56

257 N Hawaii 62 57

270 A San Diego St. 55 58

275 H Arizona 66 63

277 A San Jose St. 76 59

301 A Long Beach St. 54 67

301 H Long Beach St. 51 59

304 H Northern Ari z. 78 69

319 A Cal St. Fullerton 70 68

319 H Cal St. Fullerton 65 41

LAST 12 Division I GAMES:

205 N UC Santa Barbara 72 63

230 A UC Riverside 58 69

257 N Hawaii 62 57

64 A UC Davis 46 72

301 A Long Beach St. 54 67

301 H Long Beach St. 51 59

194 H UC Irvine 71 67

64 H UC Davis 75 71

257 H Hawaii 54 56

205 A UC Santa Barbara 48 30

138 H Cal Poly 86 66

194 A UC Irvine 47 56

Non-Div I Games: Biola 68 51

CSUN

Loss, Non-Conf, S Site, H Home A Away N Neutral

Page 37

Non-Div I Games: Biol a 68 51

CSUN

Average RPI Win: 249

Average RPI Loss: 144

WON-LOST
RECORDWINNING
PCT. RANKLAST 10
GAMESSTRENGTH OF
SCHEDULEOPP. STRENGTH
OF SCHEDULETEAM
RPIADJ.
RPICONF.
RPIADJ CONF.
RPI

DIV. I ONLY	16- 11	117	7- 3	211	256	138	138	21	21
DIV. I NON-CONF.	5- 6	187	0- 0	156	299	162	162	19	19

TOTALS	RPI 1-25	RPI 26-50	W-L RECORDS	RPI 51-100	RPI 101-999	RPI 201+			
16- 11	0- 0	0- 1	OVERALL	0- 3	16- 7	14- 3			
10- 2	0- 0	0- 0	HOME	0- 1	10- 1	8- 0			
6- 9	0- 0	0- 1	AWAY	0- 2	6- 6	6- 3			
0- 0	0- 0	0- 0	NEUTRAL	0- 0	0- 0	0- 0			
5- 6	0- 0	0- 1	NON-CONFERENCE	0- 1	5- 4	4- 1			
3- 1	0- 0	0- 0	HOME	0- 0	3- 1	2- 0			
2- 5	0- 0	0- 1	AWAY	0- 1	2- 3	2- 1			
0- 0	0- 0	0- 0	NEUTRAL	0- 0	0- 0	0- 0			
11- 5	0- 0	0- 0	CONFERENCE	0- 2	11- 3	10- 2			
7- 1	0- 0	0- 0	HOME	0- 1	7- 0	6- 0			
4- 4	0- 0	0- 0	AWAY	0- 1	4- 3	4- 2			
0- 0	0- 0	0- 0	NEUTRAL	0- 0	0- 0	0- 0			

RPI 1-25				RPI 26-50				RPI 51-100				RPI 101+ Team's RPI: 138			
RPI	S	Opponent	Score	RPI	S	Opponent	Score	RPI	S	Opponent	Score	RPI	S	Opponent	Score
				40	A	Minnesota	68 112	64	A	UC Davis	77 85	128	A	San Francisco	71 83
								64	H	UC Davis	76 80	128	H	San Francisco	88 83
								79	A	Saint Mary's (CA)	64 82	133	H	Robert Morris	50 66
												148	A	Eastern Wash.	72 75
												194	A	UC Irvine	66 107
												194	H	UC Irvine	79 76
												203	H	CSU Bakersfield	59 57
												205	A	UC Santa Barbara	68 73
												205	H	UC Santa Barbara	73 72
												206	A	CSUN	66 86
												206	H	CSUN	84 71
												230	A	UC Riverside	87 82
												230	H	UC Riverside	91 73
												247	H	Grand Canyon	75 69
												257	A	Hawaii	67 61
												257	H	Hawaii	52 50
												285	A	North Dakota St.	73 69
												301	A	Long Beach St.	75 64
												301	H	Long Beach St.	70 61
												304	A	Northern Ariz.	89 73
												319	A	Cal St. Fullerton	72 63
												319	H	Cal St. Fullerton	63 56
												323	A	Utah Valley	70 89
LAST 12 Division I GAMES:															
				257	A	Hawaii	67 61	64	A	UC Davis	77 85				
				319	H	Cal St. Fullerton	63 56	230	H	UC Riverside	91 73				
				205	H	UC Santa Barbara	73 72	257	H	Hawaii	52 50				
				206	A	CSUN	66 86	319	A	Cal St. Fullerton	72 63				
				194	A	UC Irvine	66 107	301	A	Long Beach St.	75 64				
				301	H	Long Beach St.	70 61	64	H	UC Davis	76 80				

Non-Div I Games: Cal St. Monterey Bay 77 44

Cal Poly

■ Loss,
 ■ Non-Conf,
 ■ S Site,
 ■ Home
 ■ Away
 N Neutral

Average RPI Win:	282	WON-LOST	WINNING	LAST 10	STRENGTH OF	OPP. STRENGTH	TEAM	ADJ.	CONF.	ADJ CONF.
Average RPI Loss:	189	RECORD	PCT. RANK	GAMES	SCHEDULE	OF SCHEDULE	RPI	RPI	RPI	RPI
DIV. I ONLY	7- 21	297	1- 9	291	255	319	319	21	21	
DIV. I NON-CONF.	4- 8	239	0- 0	308	322	285	285	19	19	

TOTALS	RPI 1-25	RPI 26-50	W-L RECORDS	RPI 51-100	RPI 101-999	RPI 201+				
7- 21	0- 0	0- 0	OVERALL	0- 2	7- 19	7- 10				
5- 7	0- 0	0- 0	HOME	0- 1	5- 6	5- 2				
2- 13	0- 0	0- 0	AWAY	0- 1	2- 12	2- 8				
0- 1	0- 0	0- 0	NEUTRAL	0- 0	0- 1	0- 0				
4- 8	0- 0	0- 0	NON-CONFERENCE	0- 0	4- 8	4- 3				
2- 2	0- 0	0- 0	HOME	0- 0	2- 2	2- 0				
2- 5	0- 0	0- 0	AWAY	0- 0	2- 5	2- 3				
0- 1	0- 0	0- 0	NEUTRAL	0- 0	0- 1	0- 0				
3- 13	0- 0	0- 0	CONFERENCE	0- 2	3- 11	3- 7				
3- 5	0- 0	0- 0	HOME	0- 1	3- 4	3- 2				
0- 8	0- 0	0- 0	AWAY	0- 1	0- 7	0- 5				
0- 0	0- 0	0- 0	NEUTRAL	0- 0	0- 0	0- 0				

RPI 1-25				RPI 26-50				RPI 51-100				RPI 101+				Team's RPI: 319
RPI	S	Opponent	Score	RPI	S	Opponent	Score	RPI	S	Opponent	Score	RPI	S	Opponent	Score	
								64	A	UC Davis	53 67	138	A	Cal Poly	56 63	
								64	H	UC Davis	55 67	138	H	Cal Poly	63 72	
												143	A	Idaho	60 80	
												170	H	UTEP	91 92	
												174	N	Oral Roberts	50 60	
												180	H	Denver	58 83	
												186	A	Pacific	65 81	
												194	A	UC Irvine	58 78	
												194	H	UC Irvine	60 76	
												203	A	CSU Bakersfield	43 55	
												205	A	UC Santa Barbara	59 78	
												205	H	UC Santa Barbara	52 59	
												206	A	CSUN	41 65	
												206	H	CSUN	68 70	
												230	A	UC Riverside	50 63	
												230	H	UC Riverside	71 62	
												235	A	Montana	47 68	
												257	A	Hawaii	54 59	
												257	H	Hawaii	69 57	
												259	H	UTSA	55 46	
												270	A	San Diego St.	58 59	
												289	A	Santa Clara	73 69	
												301	A	Long Beach St.	47 67	
												301	H	Long Beach St.	67 61	
												318	H	Portland	66 61	
												323	A	Utah Valley	73 36	

LAST 12 Division I GAMES:																
				194	A	UC Irvine	58 78			205	H	UC Santa Barbara	52 59			
				64	H	UC Davis	55 67			257	A	Hawaii	54 59			
				138	A	Cal Poly	56 63			194	H	UC Irvine	60 76			
				230	H	UC Riverside	71 62			138	H	Cal Poly	63 72			
				301	A	Long Beach St.	47 67			64	A	UC Davis	53 67			
				205	A	UC Santa Barbara	59 78			206	A	CSUN	41 65			

Non-Div I Games: Antelope Valley 74 48

Cal St. Fullerton

■ Loss,
 ■ Non-Conf,
 ■ S Site,
 ■ Home
 ■ Away
 N Neutral

Average RPI	Win:	159	WON-LOST	WINNING	LAST 10	STRENGTH OF	OPP. STRENGTH	TEAM	ADJ.	CONF.	ADJ CONF.
Average RPI	Loss:	23	RECORD	PCT. RANK	GAMES	SCHEDULE	OF SCHEDULE	RPI	RPI	RPI	RPI
DIV. I ONLY		21- 10		78	6- 4	64	22	43	43	5	5
DIV. I NON-CONF.		9- 2		33	0- 0	55	100	26	26	3	3

TOTALS	RPI 1-25		RPI 26-50		W-L RECORDS	RPI 51-100		RPI 101-999		RPI 201+	
21- 10	1- 7		2- 1		OVERALL	2- 2		16- 0		5- 0	
12- 3	1- 2		1- 0		HOME	1- 1		9- 0		3- 0	
8- 6	0- 4		1- 1		AWAY	1- 1		6- 0		2- 0	
1- 1	0- 1		0- 0		NEUTRAL	0- 0		1- 0		0- 0	
9- 2	0- 2		0- 0		NON-CONFERENCE	2- 0		7- 0		3- 0	
5- 1	0- 1		0- 0		HOME	1- 0		4- 0		2- 0	
4- 1	0- 1		0- 0		AWAY	1- 0		3- 0		1- 0	
0- 0	0- 0		0- 0		NEUTRAL	0- 0		0- 0		0- 0	
12- 8	1- 5		2- 1		CONFERENCE	0- 2		9- 0		2- 0	
7- 2	1- 1		1- 0		HOME	0- 1		5- 0		1- 0	
4- 5	0- 3		1- 1		AWAY	0- 1		3- 0		1- 0	
1- 1	0- 1		0- 0		NEUTRAL	0- 0		1- 0		0- 0	




























































RPI 1-25				RPI 26-50				RPI 51-100				RPI 101+			
RPI	S	Opponent	Score	RPI	S	Opponent	Score	RPI	S	Opponent	Score	RPI	S	Opponent	Score
1	A	UConn	47 82	41	A	Oregon St.	48 68	55	A	Ari zona St.	71 80	112	A	Washing ton St.	67 54
7	A	Oregon	54 91	49	A	Southern Cal i forni a	62 59	55	H	Ari zona St.	42 57	112	H	Washing ton St.	66 60
10	A	UCLA	52 60	49	H	Southern Cal i forni a	76 64	79	H	Saint Mary' s (CA)	87 80	114	H	Utah	84 73
10	H	UCLA	46 82					86	A	Kentucky	62 52	142	H	Col orado	78 76
10	N	UCLA	74 77									155	H	BYU	70 45
13	A	Stanford	69 74									165	H	San Di ego	89 64
13	H	Stanford	78 66									172	A	Brown	89 79
23	H	Mi ssouri	52 55									186	A	Paci fi c	92 85
												198	A	Washi ngton	83 67
												198	H	Washi ngton	69 60
												198	N	Washi ngton	71 68
												212	H	Seattle U	87 67
												265	H	Manhattan	87 66
												275	A	Ari zona	53 51
												275	H	Ari zona	63 39
												289	A	Santa Clara	79 41
LAST 12 Di vi si on I GAMES:															
10	N	UCLA	74 77	114	H	Utah	84 73								
198	N	Washi ngton	71 68	142	H	Col orado	78 76								
198	A	Washi ngton	83 67	41	A	Oregon St.	48 68								
112	A	Washi ngton St.	67 54	7	A	Oregon	54 91								
13	H	Stanford	78 66	55	H	Ari zona St.	42 57								
13	A	Stanford	69 74	275	H	Ari zona	63 39								

Non-Di v I Games:

Cal i forni a





Average RPI Win: 281	WON-LOST RECORD	WINNING PCT. RANK	LAST 10 GAMES	STRENGTH OF SCHEDULE	OPP. STRENGTH OF SCHEDULE	TEAM RPI	ADJ. RPI	CONF. RPI	ADJ CONF. RPI
Average RPI Loss: 193									
DIV. I ONLY	13- 14	195	4- 6	315	325	254	254	27	27
DIV. I NON-CONF.	5- 4	146	0- 0	318	312	230	230	28	28

TOTALS	RPI 1-25	RPI 26-50	W-L RECORDS	RPI 51-100	RPI 101-999	RPI 201+			
13- 14	0- 0	0- 1	OVERALL	0- 2	13- 11	12- 7			
7- 6	0- 0	0- 1	HOME	0- 1	7- 4	7- 2			
6- 8	0- 0	0- 0	AWAY	0- 0	6- 5	5- 4			
0- 0	0- 0	0- 0	NEUTRAL	0- 0	0- 0	0- 0			
5- 4	0- 0	0- 1	NON-CONFERENCE	0- 0	5- 3	5- 2			
2- 2	0- 0	0- 1	HOME	0- 0	2- 1	2- 1			
3- 2	0- 0	0- 0	AWAY	0- 0	3- 2	3- 1			
0- 0	0- 0	0- 0	NEUTRAL	0- 0	0- 0	0- 0			
8- 10	0- 0	0- 0	CONFERENCE	0- 2	8- 8	7- 5			
5- 4	0- 0	0- 0	HOME	0- 1	5- 3	5- 1			
3- 6	0- 0	0- 0	AWAY	0- 1	3- 5	2- 4			
0- 0	0- 0	0- 0	NEUTRAL	0- 0	0- 0	0- 0			

RPI S Opponent	Score	RPI S Opponent	Score	RPI S Opponent	Score	RPI S Opponent	Score	Team's RPI: 254
47  Mercer	57  58	87  Liberty	42  60	87  Liberty	33  46	134  Radford	36  56	
						134  Radford	50  51	
						182  Kansas	48  66	
						191  High Point	51 44	
						191  High Point	53  62	
						216  Norfolk St.	27  53	
						219  UNCG	72 61	
						223  UNC Asheville	33  38	
						223  UNC Asheville	52  60	
						228  Gardner-Webb	73 44	
						228  Gardner-Webb	63 55	
						246  Presbyterian	59  65	
						246  Presbyterian	53 40	
						262  Col. of Charleston	53 45	
						268  Howard	61  63	
						303  USC Upstate	69 49	
						305  Western Caro.	58 51	
						320  N.C. Central	58 51	
						322  Charleston So.	59  63	
						322  Charleston So.	58 49	
						343  Winthrop	72 48	
						343  Winthrop	57 45	
						344  Longwood	50  57	
						344  Longwood	58 48	
LAST 12 Division I GAMES:								
134  Radford	36  56	87  Liberty	33  46					
228  Gardner-Webb	63 55	322  Charleston So.	59  63					
343  Winthrop	57 45	191  High Point	51 44					
223  UNC Asheville	33  38	134  Radford	50  51					
344  Longwood	50  57	344  Longwood	58 48					
246  Presbyterian	53 40	228  Gardner-Webb	73 44					

Non-Div I Games: William Peace 94 42 Columbia Int'l 78 39

Campbell

 Loss,  Non-Conf, S Site,  Home  Away N Neutral

Average RPI Win: 273	WON-LOST RECORD	WINNING PCT. RANK	LAST 10 GAMES	STRENGTH OF SCHEDULE	OPP. STRENGTH OF SCHEDULE	TEAM RPI	ADJ. RPI	CONF. RPI	ADJ CONF. RPI
Average RPI Loss: 186									
DIV. I ONLY	10- 20	256	4- 6	275	283	286	286	28	28
DIV. I NON-CONF.	2- 9	295	0- 0	199	270	294	294	26	26

TOTALS	RPI 1-25	RPI 26-50	W-L RECORDS	RPI 51-100	RPI 101-999	RPI 201+			
10- 20	0- 1	0- 2	OVERALL	0- 2	10- 15	9- 9			
5- 9	0- 0	0- 1	HOME	0- 0	5- 8	4- 5			
5- 9	0- 0	0- 0	AWAY	0- 1	5- 0	5- 0			
0- 2	0- 0	0- 0	NEUTRAL	0- 0	0- 2	0- 1			
2- 9	0- 1	0- 0	NON-CONFERENCE	0- 2	2- 6	2- 3			
1- 4	0- 0	0- 0	HOME	0- 0	1- 4	1- 2			
1- 4	0- 1	0- 0	AWAY	0- 2	1- 1	1- 1			
0- 1	0- 0	0- 0	NEUTRAL	0- 0	0- 1	0- 0			
8- 11	0- 0	0- 2	CONFERENCE	0- 0	8- 9	7- 6			
4- 5	0- 0	0- 1	HOME	0- 0	4- 4	3- 3			
4- 5	0- 0	0- 1	AWAY	0- 0	4- 4	4- 2			
0- 1	0- 0	0- 0	NEUTRAL	0- 0	0- 1	0- 1			

RPI 1-25				RPI 26-50				RPI 51-100				RPI 101+ Team's RPI: 286			
RPI	S	Opponent	Score	RPI	S	Opponent	Score	RPI	S	Opponent	Score	RPI	S	Opponent	Score
19	A	Buffalo	47 73	35	A	Quinnipiac	39 64	77	A	Miami (OH)	47 72	111	N	Middle Tenn.	45 55
				35	H	Quinnipiac	55 84	92	A	Bucknell	57 76	157	A	Marist	47 58
												157	H	Marist	53 78
												189	H	Oakland	48 83
												190	H	Morehead St.	52 76
												199	A	Siena	59 68
												199	H	Siena	65 57
												207	A	Bowling Green	71 57
												232	A	Niagara	72 66
												232	H	Niagara	64 60
												253	A	Rider	54 70
												253	H	Rider	54 62
												258	H	St. Bonaventure	71 69
												265	A	Manhattan	39 58
												265	H	Manhattan	56 59
												267	H	Cornell	59 67
												273	H	Fairfield	52 56
												284	A	Monmouth	60 48
												284	H	Monmouth	62 50
												284	N	Monmouth	58 61
												288	H	Colgate	63 70
												307	A	UTRGV	46 63
												342	A	Iona	53 49
												347	A	Saint Peter's	66 53
												347	H	Saint Peter's	52 49
LAST 12 Division I GAMES:															
284	N	Monmouth	58 61	35	A	Quinnipiac	39 64	347	H	Saint Peter's	52 49				
199	A	Siena	59 68	232	H	Niagara	64 60	157	H	Marist	53 78				
232	A	Niagara	72 66	35	H	Quinnipiac	55 84	284	A	Monmouth	60 48				
253	H	Rider	54 62												
284	H	Monmouth	62 50												
157	A	Marist	47 58												

Non-Div I Games:

Canisius

Average RPI Win:	266	WON-LOST	WINNING	LAST 10	STRENGTH OF	OPP. STRENGTH	TEAM	ADJ.	CONF.	ADJ CONF.
Average RPI Loss:	121	RECORD	PCT. RANK	GAMES	SCHEDULE	OF SCHEDULE	RPI	RPI	RPI	RPI
DIV. I ONLY	17- 8	74	7- 3	277	246	126	126	26	26	
DIV. I NON-CONF.	3- 4	209	0- 0	61	25	85	85	25	25	

TOTALS	RPI 1-25	RPI 26-50	W-L RECORDS	RPI 51-100	RPI 101-999	RPI 201+				
17- 8	0- 3	0- 0	OVERALL	1- 0	16- 5	15- 2				
8- 2	0- 0	0- 0	HOME	1- 0	7- 2	7- 1				
7- 6	0- 0	0- 0	AWAY	0- 0	7- 0	7- 0				
2- 0	0- 0	0- 0	NEUTRAL	0- 0	2- 0	1- 0				
3- 4	0- 3	0- 0	NON-CONFERENCE	0- 0	3- 1	2- 0				
1- 0	0- 0	0- 0	HOME	0- 0	1- 0	1- 0				
0- 4	0- 3	0- 0	AWAY	0- 0	0- 1	0- 0				
2- 0	0- 0	0- 0	NEUTRAL	0- 0	2- 0	1- 0				
14- 4	0- 0	0- 0	CONFERENCE	1- 0	13- 4	13- 2				
7- 2	0- 0	0- 0	HOME	1- 0	6- 2	6- 1				
7- 2	0- 0	0- 0	AWAY	0- 0	7- 2	7- 1				
0- 0	0- 0	0- 0	NEUTRAL	0- 0	0- 0	0- 0				

RPI 1-25				RPI 26-50				RPI 51-100				RPI 101+ Team's RPI: 126			
RPI	S	Opponent	Score	RPI	S	Opponent	Score	RPI	S	Opponent	Score	RPI	S	Opponent	Score
4	A	Baylor	55 86					90	H	Lamar Uni versi ty	51 39	115	A	SFA	46 59
9	A	Tennessee	34 77									115	H	SFA	50 55
15	A	Texas A&M	61 72									166	N	Clemson	53 47
												176	A	South Ala.	43 64
												217	A	A&M-Corpus Christi	58 50
												227	A	Nicholls St.	69 48
												227	H	Nicholls St.	60 42
												233	H	New Orleans	48 52
												244	A	Abilene Christian	73 61
												244	H	Abilene Christian	63 45
												278	A	McNeese	51 45
												285	N	North Dakota St.	68 45
												291	H	Alcorn	75 52
												297	A	Southeastern La.	70 78
												297	H	Southeastern La.	63 47
												309	H	Houston Baptist	64 56
												310	A	Incarinate Word	57 35
												334	A	Sam Houston St.	73 53
												334	H	Sam Houston St.	69 44
												337	A	Northwestern St.	61 53
												337	H	Northwestern St.	59 39

LAST 12 Division I GAMES:															
337	H	Northwestern St.	59 39	309	H	Houston Baptist	64 56								
334	A	Sam Houston St.	73 53	297	A	Southeastern La.	70 78								
244	A	Abilene Christian	73 61	337	A	Northwestern St.	61 53								
115	H	SFA	50 55	115	A	SFA	46 59								
227	H	Nicholls St.	60 42	244	H	Abilene Christian	63 45								
278	A	McNeese	51 45	233	H	New Orleans	48 52								

Non-Div I Games: Central Baptist 75 34 Williams Baptist 77 31 Crowley's Ridge 106 23 Hendrix 79 22 Central Ark.

Average RPI Win:	287	WON-LOST	WINNING	LAST 10	STRENGTH OF	OPP. STRENGTH	TEAM	ADJ.	CONF.	ADJ CONF.
Average RPI Loss:	179	RECORD	PCT. RANK	GAMES	SCHEDULE	OF SCHEDULE	RPI	RPI	RPI	RPI
DIV. I ONLY	7- 23	303	5- 5	169	312	287	287	29	29	
DIV. I NON-CONF.	0- 11	337	0- 0	79	166	302	302	29	29	

TOTALS	RPI 1-25	RPI 26-50	W-L RECORDS	RPI 51-100	RPI 101-999	RPI 201+				
7- 23	0- 0	0- 1	OVERALL	0- 4	7- 18	7- 9				
4- 9	0- 0	0- 0	HOME	0- 1	4- 8	4- 4				
3- 14	0- 0	0- 1	AWAY	0- 3	3- 10	3- 5				
0- 0	0- 0	0- 0	NEUTRAL	0- 0	0- 0	0- 0				
0- 11	0- 0	0- 1	NON-CONFERENCE	0- 4	0- 6	0- 2				
0- 4	0- 0	0- 0	HOME	0- 1	0- 3	0- 1				
0- 7	0- 0	0- 1	AWAY	0- 3	0- 3	0- 1				
0- 0	0- 0	0- 0	NEUTRAL	0- 0	0- 0	0- 0				
7- 12	0- 0	0- 0	CONFERENCE	0- 0	7- 12	7- 7				
4- 5	0- 0	0- 0	HOME	0- 0	4- 5	4- 3				
3- 7	0- 0	0- 0	AWAY	0- 0	3- 7	3- 4				
0- 0	0- 0	0- 0	NEUTRAL	0- 0	0- 0	0- 0				

RPI	S	Opponent	Score	RPI	S	Opponent	Score	RPI	S	Opponent	Score	RPI	S	Opponent	Score	Team's RPI: 287
31	A	Virginia	59	103	63	A	West Virginia	52	102	110	A	Saint Francis (PA)	59	87		
					74	A	Duquesne	58	83	110	H	Saint Francis (PA)	75	85		
					82	H	Albany (NY)	60	72	127	H	Yale	62	75		
					93	A	Penn St.	66	83	130	A	Hartford	52	68		
										133	A	Robert Morris	47	66		
										133	A	Robert Morris	54	60		
										133	H	Robert Morris	51	67		
										172	H	Brown	55	78		
										187	A	Stony Brook	55	60		
										249	A	Sacred Heart	73	71		
										249	H	Sacred Heart	69	59		
										263	A	LIU Brooklyn	57	63		
										263	H	LIU Brooklyn	54	61		
										272	H	Morgan St.	41	61		
										274	A	St. Francis Brooklyn	83	77		
										274	H	St. Francis Brooklyn	70	78		
										281	A	Fairleigh Dickinson	49	78		
										281	H	Fairleigh Dickinson	76	56		
										293	A	Mt. St. Mary's	56	76		
										293	H	Mt. St. Mary's	56	68		
										295	A	Vermont	48	62		
										296	A	Bryant	50	66		
										296	H	Bryant	66	59		
										329	A	Wagner	66	64		
										329	H	Wagner	59	56		
LAST 12 Division I GAMES:																
133	A	Robert Morris	54	60	329	A	Wagner	66	64							
263	A	LIU Brooklyn	57	63	296	H	Bryant	66	59							
274	A	St. Francis Brooklyn	83	77	281	H	Fairleigh Dickinson	76	56							
133	H	Robert Morris	51	67	249	A	Sacred Heart	73	71							
110	H	Saint Francis (PA)	75	85	133	A	Robert Morris	47	66							
293	A	Mt. St. Mary's	56	76	110	A	Saint Francis (PA)	59	87							

Non-Div I Games:

Central Conn. St.

Average RPI Win:	145	WON-LOST	WINNING	LAST 10	STRENGTH OF	OPP. STRENGTH	TEAM	ADJ.	CONF.	ADJ CONF.
Average RPI Loss:	48	RECORD	PCT. RANK	GAMES	SCHEDULE	OF SCHEDULE	RPI	RPI	RPI	RPI
DIV. I ONLY	25- 4	12	9- 1	84	85	24	24	8	8	
DIV. I NON-CONF.	7- 3	74	0- 0	200	65	98	98	8	8	

TOTALS	RPI 1-25	RPI 26-50	W-L RECORDS	RPI 51-100	RPI 101-999	RPI 201+				
25- 4	1- 1	2- 1	OVERALL	5- 2	17- 0	5- 0				
11- 2	1- 0	1- 1	HOME	2- 1	7- 0	2- 0				
11- 2	0- 1	1- 0	AWAY	3- 1	7- 0	2- 0				
3- 0	0- 0	0- 0	NEUTRAL	0- 0	3- 0	1- 0				
7- 3	0- 0	0- 1	NON-CONFERENCE	0- 2	7- 0	3- 0				
2- 2	0- 0	0- 1	HOME	0- 1	2- 0	1- 0				
3- 1	0- 0	0- 0	AWAY	0- 1	3- 0	1- 0				
2- 0	0- 0	0- 0	NEUTRAL	0- 0	2- 0	1- 0				
18- 1	1- 1	2- 0	CONFERENCE	5- 0	10- 0	2- 0				
9- 0	1- 0	1- 0	HOME	2- 0	5- 0	1- 0				
8- 1	0- 1	1- 0	AWAY	3- 0	4- 0	1- 0				
1- 0	0- 0	0- 0	NEUTRAL	0- 0	1- 0	0- 0				

RPI	S	Opponent	Score	RPI	S	Opponent	Score	RPI	S	Opponent	Score	RPI	S	Opponent	Score
19	A	Buffalo	82 85	35	H	Quinnipiac	70 84	62	H	Purdue	69 79	106	N	Iowa St.	81 60
19	H	Buffalo	86 79	44	A	Ball St.	69 65	74	A	Duquesne	61 64	113	A	Ohio	74 72
				44	H	Ball St.	88 80	77	A	Miami (OH)	84 66	113	H	Ohio	82 58
								83	A	Toledo	72 67	147	A	Northern Ill.	81 78
								83	H	Toledo	85 47	147	H	Northern Ill.	91 77
								96	A	Western Mich.	78 62	149	H	Kent St.	88 84
								96	H	Western Mich.	74 70	153	H	Vanderbilt	92 75
												162	A	SIUE	94 56
												189	A	Oakland	103 85
												196	A	Eastern Mich.	95 72
												196	H	Eastern Mich.	95 82
												196	N	Eastern Mich.	67 64
												207	H	Bowling Green	90 54
												224	A	Akron	95 86
												261	A	Indiana St.	77 67
												262	H	Col. of Charleston	79 58
												270	N	San Diego St.	85 76
LAST 12 Division I GAMES:															
196	N	Eastern Mich.	67 64	19	A	Buffalo	82 85	83	H	Toledo	85 47				
83	A	Toledo	72 67	113	A	Ohio	74 72	196	A	Eastern Mich.	95 72				
44	H	Ball St.	88 80	19	H	Buffalo	86 79	96	H	Western Mich.	74 70				
96	A	Western Mich.	78 62												
147	H	Northern Ill.	91 77												
196	H	Eastern Mich.	95 82												

Non-Div I Games: Aquinas 96 47

Central Mich.

Average RPI Win: 312		WON-LOST RECORD		WINNING PCT. RANK		LAST 10 GAMES		STRENGTH OF SCHEDULE		OPP. STRENGTH OF SCHEDULE		TEAM RPI		ADJ. RPI		CONF. RPI		ADJ. CONF. RPI	
Average RPI Loss: 200																			
DIV. I ONLY		8- 19		276		3- 7		324		320		322		322		27		27	
DIV. I NON-CONF.		2- 6		280		0- 0		336		254		334		334		28		28	
TOTALS		RPI 1-25		RPI 26-50		W-L RECORDS		RPI 51-100		RPI 101-999		RPI 201+							
8- 19		0- 0		0- 0		OVERALL		0- 3		8- 16		8- 10							
4- 8		0- 0		0- 0		HOME		0- 1		4- 7		4- 5							
3- 10		0- 0		0- 0		AWAY		0- 0		3- 4		3- 2							
1- 1		0- 0		0- 0		NEUTRAL		0- 0		1- 1		1- 0							
2- 6		0- 0		0- 0		NON-CONFERENCE		0- 1		2- 5		2- 3							
1- 2		0- 0		0- 0		HOME		0- 0		1- 2		1- 2							
1- 3		0- 0		0- 0		AWAY		0- 1		1- 2		1- 1							
0- 1		0- 0		0- 0		NEUTRAL		0- 0		0- 1		0- 0							
6- 13		0- 0		0- 0		CONFERENCE		0- 2		6- 11		6- 7							
3- 6		0- 0		0- 0		HOME		0- 1		3- 5		3- 3							
2- 7		0- 0		0- 0		AWAY		0- 1		2- 6		2- 4							
1- 0		0- 0		0- 0		NEUTRAL		0- 0		1- 0		1- 0							

RPI 1-25				RPI 26-50				RPI 51-100				RPI 101+				Team's RPI: 322	
RPI	S	Opponent	Score	RPI	S	Opponent	Score	RPI	S	Opponent	Score	RPI	S	Opponent	Score		
								68	A	Georgia Tech	51	78	130	N	Hartford	43	62
								87	A	Liberty	53	63	134	A	Radford	57	74
								87	H	Liberty	57	95	134	H	Radford	56	61
													166	A	Clemson	30	66
													191	A	High Point	49	52
													191	H	High Point	74	75
													223	A	UNC Asheville	69	71
													223	H	UNC Asheville	61	78
													228	A	Gardner-Webb	52	68
													228	H	Gardner-Webb	59	75
													246	A	Presbyterian	64	61
													246	H	Presbyterian	58	81
													254	A	Campbell	49	58
													254	H	Campbell	63	59
													260	H	Lipscomb	54	58
													299	A	FIU	70	77
													301	A	Wofford	68	45
													317	H	South Carolina St.	58	60
													321	H	Coppin St.	72	58
													343	A	Winthrop	56	62
													343	H	Winthrop	81	45
													344	A	Longwood	78	61
													344	H	Longwood	73	57
													344	N	Longwood	72	62
LAST 12 Division I GAMES:																	
				344	N	Longwood	72	62	223	A	UNC Asheville	69	71				
				246	H	Presbyterian	58	81	134	A	Radford	57	74				
				343	A	Winthrop	56	62	254	H	Campbell	63	59				
				87	H	Liberty	57	95	344	A	Longwood	78	61				
				191	A	High Point	49	52	246	A	Presbyterian	64	61				
				228	H	Gardner-Webb	59	75	191	H	High Point	74	75				

Non-Div I Games:	Southern Wesleyan	94	56	Ersine	79	43
------------------	-------------------	----	----	--------	----	----

Charleston So.

Loss, Non-Conf, S Site, H Home A Away N Neutral

Average RPI Win:	232	WON-LOST	WINNING	LAST 10	STRENGTH OF	OPP. STRENGTH	TEAM	ADJ.	CONF.	ADJ CONF.
Average RPI Loss:	120	RECORD	PCT. RANK	GAMES	SCHEDULE	OF SCHEDULE	RPI	RPI	RPI	RPI
DIV. I ONLY	14- 16	199	7- 3	126	167	168	168	18	18	
DIV. I NON-CONF.	4- 9	249	0- 0	101	110	222	222	20	20	

TOTALS	RPI 1-25	RPI 26-50	W-L RECORDS	RPI 51-100	RPI 101-999	RPI 201+				
14- 16	0- 1	0- 3	OVERALL	2- 2	12- 10	11- 1				
9- 4	0- 0	0- 2	HOME	1- 1	8- 1	8- 0				
5- 9	0- 0	0- 0	AWAY	1- 1	4- 8	3- 1				
0- 3	0- 1	0- 1	NEUTRAL	0- 0	0- 1	0- 0				
4- 9	0- 1	0- 3	NON-CONFERENCE	1- 0	3- 5	3- 1				
3- 2	0- 0	0- 2	HOME	1- 0	2- 0	2- 0				
1- 5	0- 0	0- 0	AWAY	0- 0	1- 5	1- 1				
0- 2	0- 1	0- 1	NEUTRAL	0- 0	0- 0	0- 0				
10- 7	0- 0	0- 0	CONFERENCE	1- 2	9- 5	8- 0				
6- 2	0- 0	0- 0	HOME	0- 1	6- 1	6- 0				
4- 4	0- 0	0- 0	AWAY	1- 1	3- 3	2- 0				
0- 1	0- 0	0- 0	NEUTRAL	0- 0	0- 1	0- 0				

RPI 1-25				RPI 26-50				RPI 51-100				RPI 101+ Team's RPI: 168			
RPI	S	Opponent	Score	RPI	S	Opponent	Score	RPI	S	Opponent	Score	RPI	S	Opponent	Score
21	N	Iowa	64 77	27	N	South Dakota St.	70 71	59	A	Western Ky.	61 83	108	A	Wake Forest	69 71
				39	H	Rutgers	54 77	74	H	Duquesne	75 72	111	A	Middle Tenn.	45 64
				47	H	Mercer	74 90	75	A	UAB	80 71	111	H	Middle Tenn.	53 54
								100	H	Rice	55 62	136	A	Louisiana Tech	64 51
												145	A	Arkansas	72 73
												170	A	UTEP	58 67
												185	A	Davidson	66 68
												193	A	East Carolina	55 58
												201	A	North Texas	68 73
												201	N	North Texas	55 58
												204	A	Wisconsin	66 80
												214	A	Southern Miss.	85 79
												214	H	Southern Miss.	66 56
												223	A	UNC Asheville	51 47
												242	H	Fla. Atlantic	83 69
												259	H	UTSA	88 75
												279	A	Old Dominion	63 60
												279	H	Old Dominion	51 43
												299	H	FIU	80 57
												312	H	Marshall	67 61
												317	H	South Carolina St.	64 49
												321	H	Coppin St.	78 49

LAST 12 Division I GAMES:															
201	N	North Texas	55 58	136	A	Louisiana Tech	64 51	259	H	UTSA	88 75	299	H	FIU	80 57
242	H	Fla. Atlantic	83 69	312	H	Marshall	67 61	111	A	Middle Tenn.	45 64	214	A	Southern Miss.	85 79
279	H	Old Dominion	51 43												
111	H	Middle Tenn.	53 54												
59	A	Western Ky.	61 83												
75	A	UAB	80 71												

Non-Div I Games:

Charlotte

Chartedogs				Through Games Of March 6, 2018						
Average RPI Win: 188		WON-LOST RECORD	WINNING PCT. RANK	LAST 10 GAMES	STRENGTH OF SCHEDULE	OPP. STRENGTH OF SCHEDULE	TEAM RPI	ADJ. RPI	CONF. RPI	ADJ. CONF. RPI
Average RPI Loss: 106										
DIV. I ONLY		17- 12	119	5- 5	108	113	105	105	17	17
DIV. I NON-CONF.		9- 5	99	0- 0	36	42	57	57	16	16
TOTALS		RPI 1-25		RPI 26-50	W-L RECORDS		RPI 51-100	RPI 101-999	RPI 201+	
17- 12	0- 1			0- 4	OVERALL		3- 1	14- 6	7- 1	
8- 5	0- 0			0- 2	HOME		1- 1	7- 2	4- 0	
6- 5	0- 1			0- 1	AWAY		1- 0	5- 3	3- 0	
3- 2	0- 0			0- 1	NEUTRAL		1- 0	2- 1	0- 1	
9- 5	0- 1			0- 2	NON-CONFERENCE		3- 1	6- 1	1- 0	
4- 2	0- 0			0- 1	HOME		1- 1	3- 0	1- 0	
2- 2	0- 1			0- 0	AWAY		1- 0	1- 1	0- 0	
3- 1	0- 0			0- 1	NEUTRAL		1- 0	2- 0	0- 0	
8- 7	0- 0			0- 2	CONFERENCE		0- 0	8- 5	6- 1	
4- 3	0- 0			0- 1	HOME		0- 0	4- 2	3- 0	
4- 3	0- 0			0- 1	AWAY		0- 0	4- 2	3- 0	
0- 1	0- 0			0- 0	NEUTRAL		0- 0	0- 1	0- 1	

RPI 1-25				RPI 26-50				RPI 51-100				RPI 101+				Team's RPI: 105	
RPI	S	Opponent	Score	RPI	S	Opponent	Score	RPI	S	Opponent	Score	RPI	S	Opponent	Score		
22	A	Green Bay	30 60	30	N	Princeton	49 59	52	H	FGCU	68 61	102	N	Auburn	50 41		
				45	H	UCF	57 58	54	A	Indiana	64 61	107	A	ETSU	58 65		
				47	A	Mercer	56 65	67	H	Virginia Tech	44 64	107	H	ETSU	55 61		
				47	H	Mercer	50 71	99	N	Georgetown	54 41	156	A	Samford	71 65		
												156	H	Samford	68 58		
												158	H	UT Martin	87 82		
												173	H	Hampton	64 52		
												175	N	Northwestern	61 44		
												178	A	Florida	65 60		
												188	A	Furman	57 58		
												188	H	Furman	45 50		
												200	A	Stetson	67 78		
												219	A	UNCG	73 57		
												219	H	UNCG	49 42		
												219	N	UNCG	66 70		
												246	H	Presbyteri an	71 51		
												301	A	Wofford	54 47		
												301	H	Wofford	76 46		
												305	A	Western Caro.	58 41		
												305	H	Western Caro.	47 32		
LAST 12 Division I GAMES:																	
				219	N	UNCG	66 70	219	A	UNCG	73 57						
				156	A	Samford	71 65	305	A	Western Caro.	58 41						
				47	A	Mercer	56 65	47	H	Mercer	50 71						
				301	H	Wofford	76 46	156	H	Samford	68 58						
				188	H	Furman	45 50	188	A	Furman	57 58						
				107	H	ETSU	55 61	301	A	Wofford	54 47						

Non-Div I Games:

Chattanooga

Average RPI Win:	323	WON-LOST	WINNING	LAST 10	STRENGTH OF	OPP. STRENGTH	TEAM	ADJ.	CONF.	ADJ CONF.
Average RPI Loss:	212	RECORD	PCT. RANK	GAMES	SCHEDULE	OF SCHEDULE	RPI	RPI	RPI	RPI
DIV. I ONLY	1- 29	349	1- 9	264	323	346	346	31	31	
DIV. I NON-CONF.	0- 15	337	0- 0	218	269	341	341	30	30	

TOTALS	RPI 1-25	RPI 26-50	W-L RECORDS	RPI 51-100	RPI 101-999	RPI 201+				
1- 29	0- 0	0- 0	OVERALL	0- 2	1- 27	1- 18				
0- 14	0- 0	0- 0	HOME	0- 0	0- 14	0- 9				
1- 13	0- 0	0- 0	AWAY	0- 2	1- 11	1- 8				
0- 2	0- 0	0- 0	NEUTRAL	0- 0	0- 2	0- 1				
0- 15	0- 0	0- 0	NON-CONFERENCE	0- 2	0- 13	0- 4				
0- 7	0- 0	0- 0	HOME	0- 0	0- 7	0- 2				
0- 7	0- 0	0- 0	AWAY	0- 2	0- 5	0- 2				
0- 1	0- 0	0- 0	NEUTRAL	0- 0	0- 1	0- 0				
1- 14	0- 0	0- 0	CONFERENCE	0- 0	1- 14	1- 14				
0- 7	0- 0	0- 0	HOME	0- 0	0- 7	0- 7				
1- 6	0- 0	0- 0	AWAY	0- 0	1- 6	1- 6				
0- 1	0- 0	0- 0	NEUTRAL	0- 0	0- 1	0- 1				

RPI 1-25				RPI 26-50				RPI 51-100				RPI 101+				Team's RPI: 346	
RPI	S	Opponent	Score	RPI	S	Opponent	Score	RPI	S	Opponent	Score	RPI	S	Opponent	Score		
								85	A	Wright St.	39	84	101	A	Western Ill.	54	71
								89	A	Kansas St.	51	99	101	H	Western Ill.	45	83
												131	H	Milwaukee	59	84	
												147	H	Northern Ill.	59	80	
												151	A	Wichita St.	63	66	
												174	N	Oral Roberts	43	73	
												175	H	Northwestern	36	63	
												182	A	Pittsburgh	49	87	
												190	H	Morehead St.	40	79	
												203	A	CSU Bakersfield	49	63	
												203	H	CSU Bakersfield	36	63	
												212	A	Seattle U	60	72	
												212	H	Seattle U	56	63	
												215	A	New Mexico St.	59	74	
												215	H	New Mexico St.	55	63	
												215	N	New Mexico St.	60	84	
												240	A	Illinois	56	66	
												247	A	Grand Canyon	36	64	
												247	H	Grand Canyon	43	59	
												283	A	UMKC	47	106	
												283	H	UMKC	47	59	
												291	A	Valparaiso	60	71	
												298	H	Jackson St.	69	87	
												307	A	UTRGV	44	81	
												307	H	UTRGV	62	69	
												308	H	Loyola Chicago	28	46	
												323	A	Utah Valley	84	74	
												323	H	Utah Valley	30	68	

LAST 12 Division I GAMES:																	
				215	N	New Mexico St.	60	84	323	A	Utah Valley	84	74				
				283	H	UMKC	47	59	247	H	Grand Canyon	43	59				
				307	H	UTRGV	62	69	203	H	CSU Bakersfield	36	63				
				215	H	New Mexico St.	55	63	307	A	UTRGV	44	81				
				283	A	UMKC	47	106	203	A	CSU Bakersfield	49	63				
				212	A	Seattle U	60	72	247	A	Grand Canyon	36	64				

Non-Div I Games:

Chicago St.

Average RPI Win:	193	WON-LOST	WINNING	LAST 10	STRENGTH OF	OPP. STRENGTH	TEAM	ADJ.	CONF.	ADJ CONF.
Average RPI Loss:	91	RECORD	PCT. RANK	GAMES	SCHEDULE	OF SCHEDULE	RPI	RPI	RPI	RPI
DIV. I ONLY	18- 12	110	6- 4	118	82	103	103	7	7	
DIV. I NON-CONF.	7- 5	132	0- 0	250	140	211	211	7	7	

TOTALS	RPI 1-25	RPI 26-50	W-L RECORDS	RPI 51-100	RPI 101-999	RPI 201+				
18- 12	0- 5	0- 1	OVERALL	3- 0	15- 6	7- 1				
11- 6	0- 2	0- 1	HOME	2- 0	9- 3	5- 0				
6- 5	0- 2	0- 0	AWAY	1- 0	5- 3	2- 1				
1- 1	0- 1	0- 0	NEUTRAL	0- 0	1- 0	0- 0				
7- 5	0- 1	0- 0	NON-CONFERENCE	1- 0	6- 4	6- 1				
6- 3	0- 1	0- 0	HOME	1- 0	5- 2	5- 0				
1- 2	0- 0	0- 0	AWAY	0- 0	1- 2	1- 1				
0- 0	0- 0	0- 0	NEUTRAL	0- 0	0- 0	0- 0				
11- 7	0- 4	0- 1	CONFERENCE	2- 0	9- 2	1- 0				
5- 3	0- 1	0- 1	HOME	1- 0	4- 1	0- 0				
5- 3	0- 2	0- 0	AWAY	1- 0	4- 1	1- 0				
1- 1	0- 1	0- 0	NEUTRAL	0- 0	1- 0	0- 0				

RPI 1-25				RPI 26-50				RPI 51-100				RPI 101+ Team's RPI: 103			
RPI	S	Opponent	Score	RPI	S	Opponent	Score	RPI	S	Opponent	Score	RPI	S	Opponent	Score
1	A	UConn	65 106	45	H	UCF	38 50	77	H	Miami (OH)	73 62	107	A	ETSU	77 87
1	N	UConn	21 75					80	A	Houston	88 82	110	H	Saint Francis (PA)	73 77
6	H	Ohio St.	76 87					80	H	Houston	61 57	125	H	Tulane	83 52
14	A	South Fla.	65 84									151	A	Wichita St.	75 69
14	H	South Fla.	46 69									182	H	Pittsburgh	46 66
												184	A	Temple	70 52
												184	H	Temple	80 72
												192	H	Memphis	64 53
												193	A	East Carolina	66 54
												193	H	East Carolina	70 79
												195	A	Tulsa	51 64
												195	H	Tulsa	78 41
												195	N	Tulsa	66 65
												207	H	Bowling Green	75 51
												213	A	SMU	58 40
												226	A	Xavier	50 53
												229	H	Southeast Mo. St.	65 52
												268	H	Howard	87 53
												279	A	Old Dominion	54 33
												297	H	Southeastern La.	82 43
												316	H	Eastern Ky.	64 53
LAST 12 Division I GAMES:															
		1 N UConn	21 75			125 H Tulane	83 52								
		195 N Tul sa	66 65			151 A Wi chi ta St.	75 69								
		80 H Houston	61 57			1 A UConn	65 106								
		14 A South Fla.	65 84			45 H UCF	38 50								
		184 A Temple	70 52			193 H East Carol ina	70 79								
		195 H Tul sa	78 41			213 A SMU	58 40								

Non-Div I Games: Slippery Rock 85 52

Cincinnati

Clemson											
Average RPI Win: 241		WON-LOST RECORD		WINNING PCT. RANK		LAST 10 GAMES		STRENGTH OF SCHEDULE		OPP. STRENGTH OF SCHEDULE	
Average RPI Loss: 53										TEAM RPI	
ADJ. RPI		CONF. RPI		ADJ. CONF. RPI							
DIV. I ONLY		11- 19		241		0- 10		55		64	
DIV. I NON-CONF.		10- 3		52		0- 0		193		287	
TOTALS		RPI 1-25		RPI 26-50		W-L RECORDS		RPI 51-100		RPI 101-999	
11- 19		0- 8		0- 3		OVERALL		1- 4		10- 4	
7- 8		0- 4		0- 1		HOME		0- 1		7- 2	
3- 8		0- 3		0- 2		AWAY		1- 2		2- 1	
1- 3		0- 1		0- 0		NEUTRAL		0- 1		1- 1	
10- 3		0- 2		0- 0		NON-CONFERENCE		1- 0		9- 1	
6- 1		0- 1		0- 0		HOME		0- 0		6- 0	
3- 0		0- 0		0- 0		AWAY		1- 0		2- 0	
1- 2		0- 1		0- 0		NEUTRAL		0- 0		1- 1	
1- 16		0- 6		0- 3		CONFERENCE		0- 4		1- 3	
1- 7		0- 3		0- 1		HOME		0- 1		1- 2	
0- 8		0- 3		0- 2		AWAY		0- 2		0- 1	
0- 1		0- 0		0- 0		NEUTRAL		0- 1		0- 0	

RPI 1-25				RPI 26-50				RPI 51-100				RPI 101+ Team's RPI: 166			
RPI	S	Opponent	Score	RPI	S	Opponent	Score	RPI	S	Opponent	Score	RPI	S	Opponent	Score
2	A	Notre Dame	37 90	31	A	Virginia	41 70	60	A	Nebraska	67 66	108	H	Wake Forest	55 61
3	A	Louisville	46 65	35	A	Syracuse	51 86	67	A	Virginia Tech	45 53	117	A	North Carolina	52 59
8	A	Florida St.	43 91	50	H	Miami (FL)	60 72	68	A	Georgia Tech	33 66	126	N	Central Ark.	47 53
8	H	Florida St.	47 69					68	H	Georgia Tech	48 60	136	A	Louisiana Tech	55 47
11	H	South Carolina	36 66					68	N	Georgia Tech	52 61	164	H	Jacksonville St.	53 45
16	H	NC State	41 62									182	H	Pittsburgh	42 58
18	H	Duke	35 60									209	H	Boston College	65 61
19	N	Buffalo	41 61									234	H	Prairie View	64 58
LAST 12 Division I GAMES:															
68	N	Georgia Tech	52 61	68	H	Georgia Tech	48 60								
108	H	Wake Forest	55 61	182	H	Pittsburgh	42 58								
67	A	Virginia Tech	45 53	16	H	NC State	41 62								
8	A	Florida St.	43 91	35	A	Syracuse	51 86								
18	H	Duke	35 60	2	A	Notre Dame	37 90								
3	A	Louisville	46 65	209	H	Boston College	65 61								

Non-Div I Games:

Average RPI		Win: 224	Loss: 96	WON-LOST RECORD	WINNING PCT. RANK	LAST 10 GAMES	STRENGTH OF SCHEDULE	OPP. STRENGTH OF SCHEDULE	TEAM RPI	ADJ. RPI	CONF. RPI	ADJ. CONF. RPI
DIV. I ONLY				19- 11	95	6- 4	185	159	123	123	11	11
DIV. I NON-CONF.				8- 3	65	0- 0	257	210	117	117	15	15
TOTALS		RPI 1-25		RPI 26-50		W-L RECORDS		RPI 51-100		RPI 101-999		RPI 201+
19- 11		1- 1		0- 1		OVERALL		2- 4		16- 5		11- 0
10- 4		1- 0		0- 1		HOME		1- 1		8- 2		5- 0
8- 5		0- 1		0- 0		AWAY		1- 2		7- 2		6- 0
1- 2		0- 0		0- 0		NEUTRAL		0- 1		1- 1		0- 0
8- 3		0- 0		0- 1		NON-CONFERENCE		0- 1		8- 1		5- 0
4- 1		0- 0		0- 1		HOME		0- 0		4- 0		2- 0
3- 1		0- 0		0- 0		AWAY		0- 1		3- 0		3- 0
1- 1		0- 0		0- 0		NEUTRAL		0- 0		1- 1		0- 0
11- 8		1- 1		0- 0		CONFERENCE		2- 3		8- 4		6- 0
6- 3		1- 0		0- 0		HOME		1- 1		4- 2		3- 0
5- 4		0- 1		0- 0		AWAY		1- 1		4- 2		3- 0
0- 1		0- 0		0- 0		NEUTRAL		0- 1		0- 0		0- 0

RPI 1-25				RPI 26-50				RPI 51-100				RPI 101+			
RPI	S	Opponent	Score	RPI	S	Opponent	Score	RPI	S	Opponent	Score	RPI	S	Opponent	Score
22	A	Green Bay	43 69	44	H	Ball St.	64 76	81	A	IUPUI	56 94	113	H	Ohio	71 64
22	H	Green Bay	71 60					81	H	IUPUI	64 77	121	N	Saint Louis	64 80
								83	A	Toledo	56 65	131	A	Milwaukee	72 79
								85	A	Wright St.	70 63	131	H	Milwaukee	63 69
								85	H	Wright St.	71 70	139	A	Youngstown St.	69 76
								85	N	Wright St.	61 83	139	H	Youngstown St.	52 66
												160	N	Louisiana	54 45
												189	A	Oakland	86 66
												189	H	Oakland	70 62
												196	H	Eastern Mich.	77 65
												232	A	Niagara	70 61
												241	A	Illinois St.	56 47
												256	A	Northern Ky.	70 65
												256	H	Northern Ky.	72 49
												269	A	Bradley	67 65
												312	H	Marshall	85 76
												325	A	Detroit Mercy	90 76
												325	H	Detroit Mercy	75 50
												331	A	Ill.-Chicago	64 42
												331	H	Ill.-Chicago	70 67
												345	H	Eastern Ill.	77 69
LAST 12 Division I GAMES:															
				85	N	Wright St.	61 83	331	A	Ill.-Chicago	64 42				
				139	A	Youngstown St.	69 76	189	A	Oakland	86 66				
				85	A	Wright St.	70 63	325	A	Detroit Mercy	90 76				
				131	H	Milwaukee	63 69	256	H	Northern Ky.	72 49				
				22	H	Green Bay	71 60	85	H	Wright St.	71 70				
				81	A	IUPUI	56 94	139	H	Youngstown St.	52 66				

Non-Div I Games:

Cleveland and St.

Average RPI Win:	247	WON-LOST	WINNING	LAST 10	STRENGTH OF	OPP. STRENGTH	TEAM	ADJ.	CONF.	ADJ CONF.
Average RPI Loss:	165	RECORD	PCT. RANK	GAMES	SCHEDULE	OF SCHEDULE	RPI	RPI	RPI	RPI
DIV. I ONLY	15- 14	167	6- 4	246	266	220	220	22	22	
DIV. I NON-CONF.	4- 5	202	0- 0	329	216	323	323	23	23	

TOTALS	RPI 1-25	RPI 26-50	W-L RECORDS	RPI 51-100	RPI 101-999	RPI 201+				
15- 14	0- 0	0- 1	OVERALL	0- 3	15- 10	10- 4				
11- 4	0- 0	0- 0	HOME	0- 1	11- 3	7- 3				
3- 6	0- 0	0- 0	AWAY	0- 1	3- 5	2- 1				
1- 4	0- 0	0- 1	NEUTRAL	0- 1	1- 2	1- 0				
4- 5	0- 0	0- 1	NON-CONFERENCE	0- 1	4- 3	4- 2				
4- 2	0- 0	0- 0	HOME	0- 0	4- 2	4- 2				
0- 0	0- 0	0- 0	AWAY	0- 0	0- 0	0- 0				
0- 3	0- 0	0- 1	NEUTRAL	0- 1	0- 1	0- 0				
11- 9	0- 0	0- 0	CONFERENCE	0- 2	11- 7	6- 2				
7- 2	0- 0	0- 0	HOME	0- 1	7- 1	3- 1				
3- 6	0- 0	0- 0	AWAY	0- 1	3- 5	2- 1				
1- 1	0- 0	0- 0	NEUTRAL	0- 0	1- 1	1- 0				

RPI 1-25	RPI 26-50	RPI 51-100	RPI 101+	Team's RPI: 220
RPI S Opponent Score	RPI S Opponent Score	RPI S Opponent Score	RPI S Opponent Score	
	35 N Syracuse 57 69	60 N Nebraska 47 55	132 A Texas St. 69 78	
		95 A Little Rock 44 53	132 H Texas St. 65 64	
		95 H Little Rock 49 51	132 N Texas St. 69 78	
			160 A Louisiana 55 59	
			167 A Troy 97 92	
			167 H Troy 84 71	
			176 A South Ala. 62 68	
			176 H South Ala. 71 56	
			177 A UT Arlington 63 65	
			177 H UT Arlington 89 76	
			201 N North Texas 34 50	
			219 H UNCG 54 60	
			222 A Arkansas St. 73 65	
			222 H Arkansas St. 63 70	
			250 H UNCW 57 41	
			262 H Col. of Charleston 70 72	
			264 A Appal achian St. 66 51	
			264 H Appal achian St. 73 68	
			301 H Wofford 67 51	
			306 H Georgia St. 64 49	
			306 N Georgia St. 74 55	
			320 H N.C. Central 68 65	
			326 H Fort Wayne 67 58	
			327 H Ga. Southern 54 51	
			338 A La. -Monroe 56 62	
LAST 12 Division I GAMES:				
132 N Texas St. 69 78	167 H Troy 84 71			
306 N Georgia St. 74 55	264 H Appal achian St. 73 68			
264 A Appal achian St. 66 51	177 A UT Arlington 63 65			
222 A Arkansas St. 73 65	132 A Texas St. 69 78			
95 A Little Rock 44 53	95 H Little Rock 49 51			
176 H South Ala. 71 56	222 H Arkansas St. 63 70			

Non-Div I Games: Lees-McRae 73 47 Allen 93 49

Coastal Caro.

■ Loss,
 ■ Non-Conf, S Site,
 ■ Home
 ■ Away
 N Neutral

Average RPI Win:	258	WON-LOST	WINNING	LAST 10	STRENGTH OF	OPP. STRENGTH	TEAM	ADJ.	CONF.	ADJ CONF.
Average RPI Loss:	130	RECORD	PCT. RANK	GAMES	SCHEDULE	OF SCHEDULE	RPI	RPI	RPI	RPI
DIV. I ONLY	7- 24	311	2- 8	132	143	262	262	10	10	
DIV. I NON-CONF.	4- 7	226	0- 0	190	148	225	225	12	12	

TOTALS	RPI 1-25	RPI 26-50	W-L RECORDS	RPI 51-100	RPI 101-999	RPI 201+				
7- 24	0- 2	0- 4	OVERALL	0- 4	7- 14	7- 6				
2- 12	0- 0	0- 2	HOME	0- 1	2- 9	2- 5				
4- 11	0- 2	0- 2	AWAY	0- 2	4- 5	4- 1				
1- 1	0- 0	0- 0	NEUTRAL	0- 1	1- 0	1- 0				
4- 7	0- 2	0- 0	NON-CONFERENCE	0- 1	4- 4	4- 2				
2- 3	0- 0	0- 0	HOME	0- 0	2- 3	2- 2				
2- 4	0- 2	0- 0	AWAY	0- 1	2- 1	2- 0				
0- 0	0- 0	0- 0	NEUTRAL	0- 0	0- 0	0- 0				
3- 17	0- 0	0- 4	CONFERENCE	0- 3	3- 10	3- 4				
0- 9	0- 0	0- 2	HOME	0- 1	0- 6	0- 3				
2- 7	0- 0	0- 2	AWAY	0- 1	2- 4	2- 1				
1- 1	0- 0	0- 0	NEUTRAL	0- 1	1- 0	1- 0				

RPI 1-25				RPI 26-50				RPI 51-100				RPI 101+				Team's RPI: 262
RPI	S	Opponent	Score	RPI	S	Opponent	Score	RPI	S	Opponent	Score	RPI	S	Opponent	Score	
11	A	South Carolina	43 69	42	A	El on	44 97	65	A	Michigan St.	43 107	104	A	Del aware	51 79	
24	A	Central Mich.	58 79	42	H	El on	55 77	66	A	James Madi son	53 67	104	H	Del aware	59 68	
				46	A	Drexel	57 71	66	H	James Madi son	45 67	108	H	Wake Forest	40 77	
				46	H	Drexel	53 80	66	N	James Madi son	66 81	139	A	Northeastern	37 59	
												139	H	Northeastern	48 67	
												154	A	William & Mary	66 79	
												154	H	William & Mary	54 68	
												188	A	Furman	58 72	
												220	A	Coastal Caro.	72 70	
												237	A	North Florida	73 69	
												250	A	UNCW	72 63	
												250	H	UNCW	60 76	
												254	H	Campbel l	45 53	
												255	A	Hofstra	60 65	
												255	H	Hofstra	60 75	
												255	N	Hofstra	88 72	
												260	H	Li pscomb	85 69	
												264	H	Appal achian St.	70 76	
												280	A	Towson	80 67	
												280	H	Towson	58 83	
												301	H	Wofford	59 51	

LAST 12 Division I GAMES:																
				66	N	James Madi son	66 81	42	A	El on	44 97					
				255	N	Hofstra	88 72	250	A	UNCW	72 63					
				46	A	Drexel	57 71	46	H	Drexel	53 80					
				139	H	Northeastern	48 67	42	H	El on	55 77					
				250	H	UNCW	60 76	66	A	James Madi son	53 67					
				104	A	Del aware	51 79	154	A	William & Mary	66 79					

Non-Div I Games:

Col. of Charleston

Loss,
Non-Conf,
S Site,
H Home
A Away
N Neutral

Average RPI Win:	266	WON-LOST	WINNING	LAST 10	STRENGTH OF	OPP. STRENGTH	TEAM	ADJ.	CONF.	ADJ CONF.
Average RPI Loss:	161	RECORD	PCT. RANK	GAMES	SCHEDULE	OF SCHEDULE	RPI	RPI	RPI	RPI
DIV. I ONLY	7- 23	303	3- 7	212	220	288	288	15	15	
DIV. I NON-CONF.	4- 7	226	0- 0	280	303	254	254	18	18	

TOTALS	RPI 1-25	RPI 26-50	W-L RECORDS	RPI 51-100	RPI 101-999	RPI 201+				
7- 23	0- 0	0- 1	OVERALL	0- 7	7- 15	7- 10				
3- 10	0- 0	0- 0	HOME	0- 3	3- 7	3- 4				
4- 13	0- 0	0- 1	AWAY	0- 4	4- 8	4- 6				
0- 0	0- 0	0- 0	NEUTRAL	0- 0	0- 0	0- 0				
4- 7	0- 0	0- 1	NON-CONFERENCE	0- 1	4- 5	4- 2				
1- 3	0- 0	0- 0	HOME	0- 0	1- 3	1- 1				
3- 4	0- 0	0- 1	AWAY	0- 1	3- 2	3- 1				
0- 0	0- 0	0- 0	NEUTRAL	0- 0	0- 0	0- 0				
3- 16	0- 0	0- 0	CONFERENCE	0- 6	3- 10	3- 8				
2- 7	0- 0	0- 0	HOME	0- 3	2- 4	2- 3				
1- 9	0- 0	0- 0	AWAY	0- 3	1- 6	1- 5				
0- 0	0- 0	0- 0	NEUTRAL	0- 0	0- 0	0- 0				

RPI 1-25				RPI 26-50				RPI 51-100				RPI 101+				Team's RPI: 288
RPI	S	Opponent	Score	RPI	S	Opponent	Score	RPI	S	Opponent	Score	RPI	S	Opponent	Score	
35	A	Syracuse	39 79	52	A	American	44 67	127	A	Yale	56 82					
				52	H	American	55 77	152	A	Army West Point	49 69					
				55	A	Arizona St.	54 65	152	H	Army West Point	54 62					
				71	A	Navy	54 70	172	H	Brown	73 83					
				71	H	Navy	42 69	199	H	Siena	70 73					
				92	A	Bucknell I	57 77	208	A	Lehigh	54 48					
				92	H	Bucknell I	42 63	208	H	Lehigh	51 59					
								231	A	Boston U.	64 66					
								231	H	Boston U.	49 62					
								232	H	Niagara	44 81					
								236	A	Lafayette	48 63					
								236	H	Lafayette	60 55					
								238	A	Loyola Maryland	55 70					
								238	H	Loyola Maryland	71 60					
								243	A	Holy Cross	52 61					
								243	A	Holy Cross	47 66					
								243	H	Holy Cross	64 71					
								267	A	Cornell	74 70					
								280	A	Towson	65 61					
								281	A	Fairleigh Dickinson	51 61					
								286	A	Canisius	70 63					
								348	H	UMass Lowell	84 64					
LAST 12 Division I GAMES:																
243	A	Holy Cross	47 66	92	H	Bucknell I	42 63									
236	H	Lafayette	60 55	231	A	Boston U.	64 66									
243	A	Holy Cross	52 61	71	H	Navy	42 69									
152	A	Army West Point	49 69	52	A	American	44 67									
238	H	Loyola Maryland	71 60	152	H	Army West Point	54 62									
208	A	Lehigh	54 48	238	A	Loyola Maryland	55 70									

Non-Div I Games:

Colgate

1- 1				0- 1				0- 0				NEUTRAL				0- 0				1- 0				0- 0			
RPI 1-25				RPI 26-50				RPI 51-100				RPI 101+ Team's RPI: 142															
RPI	S	Opponent	Score	RPI	S	Opponent	Score	RPI	S	Opponent	Score	RPI	S	Opponent	Score												
7	H	Oregon	55 74	41	H	Oregon St.	71 86	55	A	Ari zona St.	59 73	109	H	George Mason	76 61												
7	N	Oregon	47 84	43	A	Cal i forn i a	76 78	55	H	Ari zona St.	47 72	112	A	Washington St.	75 89												
10	A	UCLA	67 73	49	A	Southern Cal i forn i a	53 65					112	H	Washington St.	72 69												
10	H	UCLA	55 93	49	H	Southern Cal i forn i a	51 86					114	A	Utah	69 65												
13	A	Stanford	53 62	50	H	Mi ami (FL)	67 61					114	H	Utah	74 78												
												114	N	Utah	66 56												
												115	A	Colorado St.	70 67												
												117	A	North Carolina	80 87												
												119	H	Dartmouth	75 81												
												156	A	Samford	71 60												
												198	A	Washi ngton	66 61												
												198	H	Washington	76 56												
												242	H	Fla. Atlantic	76 69												
												275	A	Ari zona	63 72												
												275	H	Ari zona	79 60												
												285	H	North Dakota St.	108 59												
												290	A	Air Force	68 43												
												341	H	Mi ssi ssi ppi Val .	85 48												
LAST 12 Di vi si on I GAMES:																											
				7	N	Oregon	47 84	13	A	Stanford	53 62																
				114	N	Utah	66 56	43	A	Cal i forn i a	76 78																
				49	A	Southern Cal i forn i a	53 65	114	H	Utah	74 78																
				10	A	UCLA	67 73	114	A	Utah	69 65																
				112	H	Washington St.	72 69	41	H	Oregon St.	71 86																
				198	H	Washi ngton	76 56	7	H	Oregon	55 74																

Non-Div I Games: Westminster (MO) 106 47

Average RPI Win:	204	WON-LOST	WINNING	LAST 10	STRENGTH OF	OPP. STRENGTH	TEAM	ADJ.	CONF.	ADJ CONF.
Average RPI Loss:	111	RECORD	PCT. RANK	GAMES	SCHEDULE	OF SCHEDULE	RPI	RPI	RPI	RPI
DIV. I ONLY	19- 11	95	6- 4	135	152	115	115	16	16	
DIV. I NON-CONF.	7- 3	74	0- 0	78	211	92	92	14	14	

TOTALS	RPI 1-25	RPI 26-50	W-L RECORDS	RPI 51-100	RPI 101-999	RPI 201+				
19- 11	0- 0	2- 1	OVERALL	2- 3	15- 7	10- 0				
11- 6	0- 0	1- 1	HOME	1- 1	9- 4	7- 0				
7- 4	0- 0	1- 0	AWAY	1- 2	5- 2	3- 0				
1- 1	0- 0	0- 0	NEUTRAL	0- 0	1- 1	0- 0				
7- 3	0- 0	2- 1	NON-CONFERENCE	0- 0	5- 2	3- 0				
5- 3	0- 0	1- 1	HOME	0- 0	4- 2	3- 0				
2- 0	0- 0	1- 0	AWAY	0- 0	1- 0	0- 0				
0- 0	0- 0	0- 0	NEUTRAL	0- 0	0- 0	0- 0				
12- 8	0- 0	0- 0	CONFERENCE	2- 3	10- 5	7- 0				
6- 3	0- 0	0- 0	HOME	1- 1	5- 2	4- 0				
5- 4	0- 0	0- 0	AWAY	1- 2	4- 2	3- 0				
1- 1	0- 0	0- 0	NEUTRAL	0- 0	1- 1	0- 0				

RPI	S	Opponent	Score	RPI	S	Opponent	Score	RPI	S	Opponent	Score	RPI	S	Opponent	Score	Team's RPI: 115
32	H	Gonzaga	65 49	76	A	Wyoming	64 53	120	A	Boise St.	49 55					
34	H	Oklahoma	46 78	76	H	Wyoming	49 53	120	H	Boise St.	58 62					
37	A	Northern Colo.	55 44	88	A	New Mexico	48 54	120	N	Boise St.	51 76					
				88	H	New Mexico	74 71	142	H	Colorado	67 70					
				91	A	UNLV	52 56	143	H	Idaho	69 83					
								146	A	Fresno St.	45 56					
								146	H	Fresno St.	64 75					
								146	N	Fresno St.	71 55					
								155	H	BYU	56 54					
								171	A	Nevada	65 59					
								171	H	Nevada	75 64					
								180	A	Denver	61 56					
								234	H	Prairie View	71 59					
								270	A	San Diego St.	65 63					
								270	H	San Diego St.	72 43					
								272	H	Morgan St.	60 44					
								277	A	San Jose St.	73 66					
								277	H	San Jose St.	63 48					
								290	A	Air Force	40 39					
								290	H	Air Force	61 50					
								315	H	Utah St.	56 45					
								320	H	N.C. Central	85 48					

LAST 12 Division I GAMES:																
120	N	Boise St.	51 76	277	A	San Jose St.	73 66									
146	N	Fresno St.	71 55	290	H	Air Force	61 50									
88	A	New Mexico	48 54	171	A	Nevada	65 59									
171	H	Nevada	75 64	76	A	Wyoming	64 53									
120	A	Boise St.	49 55	88	H	New Mexico	74 71									
146	H	Fresno St.	64 75	270	H	San Diego St.	72 43									

Non-Div I Games: Eastern N.M. 75 35

Colorado St.

Col umbi a				Through Games Of March 8, 2018							
Average RPI	Win:	231	WON-LOST	WINNING	LAST 10	STRENGTH OF	OPP. STRENGTH	TEAM	ADJ.	CONF.	ADJ CONF.
Average RPI	Loss:	105	RECORD	PCT. RANK	GAMES	SCHEDULE	OF SCHEDULE	RPI	RPI	RPI	RPI
DIV. I ONLY			8- 21	281	1- 9	78	120	211	211	9	9
DIV. I NON-CONF.			6- 9	214	0- 0	132	180	183	183	9	9

TOTALS		RPI 1-25		RPI 26-50		W-L RECORDS	RPI 51-100	RPI 101-999		RPI 201+	
8- 21		0- 3		0- 2		OVERALL	0- 7	8- 9		6- 2	
3- 9		0- 1		0- 1		HOME	0- 2	3- 5		2- 1	
5- 9		0- 0		0- 1		AWAY	0- 4	5- 4		4- 1	
0- 3		0- 2		0- 0		NEUTRAL	0- 1	0- 0		0- 0	
6- 9		0- 3		0- 0		NON-CONFERENCE	0- 3	6- 3		5- 1	
3- 2		0- 1		0- 0		HOME	0- 0	3- 1		2- 0	
3- 4		0- 0		0- 0		AWAY	0- 2	3- 2		3- 1	
0- 3		0- 2		0- 0		NEUTRAL	0- 1	0- 0		0- 0	
2- 12		0- 0		0- 2		CONFERENCE	0- 4	2- 6		1- 1	
0- 7		0- 0		0- 1		HOME	0- 2	0- 4		0- 1	
2- 5		0- 0		0- 1		AWAY	0- 2	2- 2		1- 0	
0- 0		0- 0		0- 0		NEUTRAL	0- 0	0- 0		0- 0	

RPI 1-25				RPI 26-50				RPI 51-100				RPI 101+ Team's RPI: 211			
RPI	S	Opponent	Score	RPI	S	Opponent	Score	RPI	S	Opponent	Score	RPI	S	Opponent	Score
5	N	Mississippi St.	54 90	30	A	Princeton	47 69	51	A	Harvard	67 85	110	H	Saint Francis (PA)	94 81
19	H	Buffalo	63 65	30	H	Princeton	46 74	51	H	Harvard	59 78	119	A	Dartmouth	65 88
22	N	Green Bay	43 61					55	N	Arizona St.	48 72	119	H	Dartmouth	77 88
								61	A	Penn	51 70	127	A	Yale	59 66
								61	H	Penn	39 75	127	H	Yale	50 73
								80	A	Houston	53 77	172	A	Brown	90 74
								100	A	Rice	44 67	172	H	Brown	80 84
												173	A	Hampton	58 60
												197	H	Richmond	79 85
												209	H	Boston College	68 60
												218	A	Providence	73 64
												255	H	Hofstra	75 53
												267	A	Cornell	72 54
												267	H	Cornell	47 57
												295	A	Vermont	73 66
												324	A	UMBC	60 44
												348	A	UMass Lowell	70 77

LAST 12 Division I GAMES:															
51	H	Harvard	59 78	172	H	Brown	80 84								
119	H	Dartmouth	77 88	127	H	Yale	50 73								
127	A	Yale	59 66	119	A	Dartmouth	65 88								
172	A	Brown	90 74	51	A	Harvard	67 85								
30	H	Princeton	46 74	267	A	Cornell	72 54								
61	H	Penn	39 75	267	H	Cornell	47 57								

Non-Div I Games:

Col umbi a

Average RPI Win:	304	WON-LOST	WINNING	LAST 10	STRENGTH OF	OPP. STRENGTH	TEAM	ADJ.	CONF.	ADJ CONF.
Average RPI Loss:	191	RECORD	PCT. RANK	GAMES	SCHEDULE	OF SCHEDULE	RPI	RPI	RPI	RPI
DIV. I ONLY	6- 23	316	1- 9	201	328	321	321	30	30	
DIV. I NON-CONF.	1- 11	331	0- 0	108	147	293	293	31	31	

TOTALS	RPI 1-25	RPI 26-50	W-L RECORDS	RPI 51-100	RPI 101-999	RPI 201+				
6- 23	0- 3	0- 0	OVERALL	0- 1	6- 19	6- 11				
6- 4	0- 1	0- 0	HOME	0- 0	6- 3	6- 1				
0- 16	0- 0	0- 0	AWAY	0- 0	0- 5	0- 5				
0- 3	0- 1	0- 0	NEUTRAL	0- 0	0- 2	0- 2				
1- 11	0- 3	0- 0	NON-CONFERENCE	0- 1	1- 7	1- 4				
1- 1	0- 1	0- 0	HOME	0- 0	1- 0	1- 0				
0- 8	0- 1	0- 0	AWAY	0- 1	0- 6	0- 3				
0- 2	0- 1	0- 0	NEUTRAL	0- 0	0- 1	0- 1				
5- 12	0- 0	0- 0	CONFERENCE	0- 0	5- 12	5- 7				
5- 3	0- 0	0- 0	HOME	0- 0	5- 3	5- 1				
0- 8	0- 0	0- 0	AWAY	0- 0	0- 8	0- 5				
0- 1	0- 0	0- 0	NEUTRAL	0- 0	0- 1	0- 1				

RPI 1-25				RPI 26-50				RPI 51-100				RPI 101+				Team's RPI: 321
RPI	S	Opponent	Score	RPI	S	Opponent	Score	RPI	S	Opponent	Score	RPI	S	Opponent	Score	
4	A	Baylor	54 100					63	A	West Virginia	43 101	111	A	Middle Tenn.	39 69	
17	H	Maryland	49 113									115	A	SFA	59 72	
23	N	Missouri	50 73									122	A	Bethune-Cookman	38 64	
												122	H	Bethune-Cookman	63 75	
												161	A	N. C. A&T	63 64	
												168	A	Charlotte	49 78	
												173	A	Hampton	35 67	
												173	H	Hampton	48 83	
												216	A	Norfolk St.	57 71	
												265	N	Manhattan	56 74	
												266	H	UMES	69 63	
												268	H	Howard	69 87	
												272	A	Morgan St.	59 73	
												272	H	Morgan St.	55 53	
												272	N	Morgan St.	51 58	
												279	A	Old Dominion	67 75	
												282	A	VCU	47 62	
												293	H	Mt. St. Mary's	68 54	
												317	A	South Carolina St.	65 67	
												317	H	South Carolina St.	56 39	
												320	A	N. C. Central	52 60	
												322	A	Charleston So.	58 72	
												333	A	Delaware St.	66 70	
												336	H	Florida A&M	62 56	
												340	H	Savannah St.	66 57	

LAST 12 Division I GAMES:																
272	N	Morgan St.	51 58	317	A	South Carolina St.	65 67									
268	H	Howard	69 87	122	A	Bethune-Cookman	38 64									
272	A	Morgan St.	59 73	173	A	Hampton	35 67									
333	A	Delaware St.	66 70	266	H	UMES	69 63									
122	H	Bethune-Cookman	63 75	317	H	South Carolina St.	56 39									
173	H	Hampton	48 83	272	H	Morgan St.	55 53									

Non-Div I Games:

Coppin St.

Average RPI Win: 237	WON-LOST RECORD	WINNING PCT. RANK	LAST 10 GAMES	STRENGTH OF SCHEDULE	OPP. STRENGTH OF SCHEDULE	TEAM RPI	ADJ. RPI	CONF. RPI	ADJ CONF. RPI
Average RPI Loss: 138									
DIV. I ONLY	7- 20	291	2- 8	182	149	267	267	9	9
DIV. I NON-CONF.	4- 9	249	0- 0	321	313	304	304	9	9

TOTALS	RPI 1-25	RPI 26-50	W-L RECORDS	RPI 51-100	RPI 101-999	RPI 201+			
7- 20	0- 0	0- 3	OVERALL	0- 4	7- 13	4- 5			
3- 10	0- 0	0- 1	HOME	0- 2	3- 7	0- 4			
4- 10	0- 0	0- 2	AWAY	0- 2	4- 6	4- 1			
0- 0	0- 0	0- 0	NEUTRAL	0- 0	0- 0	0- 0			
4- 9	0- 0	0- 1	NON-CONFERENCE	0- 0	4- 8	3- 4			
1- 5	0- 0	0- 0	HOME	0- 0	1- 5	0- 3			
3- 4	0- 0	0- 1	AWAY	0- 0	3- 3	3- 1			
0- 0	0- 0	0- 0	NEUTRAL	0- 0	0- 0	0- 0			
3- 11	0- 0	0- 2	CONFERENCE	0- 4	3- 5	1- 1			
2- 5	0- 0	0- 1	HOME	0- 2	2- 2	0- 1			
1- 6	0- 0	0- 1	AWAY	0- 2	1- 3	1- 0			
0- 0	0- 0	0- 0	NEUTRAL	0- 0	0- 0	0- 0			

RPI S Opponent	Score	RPI S Opponent	Score	RPI S Opponent	Score	RPI S Opponent	Score	Team's RPI: 267
30 A Princeton	54 75	51 A Harvard	58 80	119 A Dartmouth	40 55			
30 H Princeton	40 72	51 H Harvard	57 91	119 H Dartmouth	51 49			
46 A Drexel	39 61	61 A Penn	48 68	127 A Yale	56 69			
		61 H Penn	39 53	127 H Yale	55 65			
				159 H Binghamton	58 66			
				172 A Brown	59 85			
				172 H Brown	70 68			
				179 A New Hampshire	45 48			
				182 A Pittsburgh	39 51			
				187 H Stony Brook	48 40			
				189 H Oakland	77 79			
				208 H Lehigh	57 62			
				211 A Col umbi a	57 47			
				211 H Col umbi a	54 72			
				236 H Lafayette	58 59			
				238 A Loyol a Maryl and	63 78			
				286 A Cani si us	67 59			
				288 H Col gate	70 74			
				339 A NJIT	61 46			
				348 A UMass Lowell	71 53			
LAST 12 Division I GAMES:								
119 H Dartmouth	51 49	127 H Yale	55 65					
51 H Harvard	57 91	172 H Brown	70 68					
172 A Brown	59 85	51 A Harvard	58 80					
127 A Yale	56 69	119 A Dartmouth	40 55					
61 H Penn	39 53	211 H Col umbi a	54 72					
30 H Princeton	40 72	211 A Col umbi a	57 47					

Non-Div I Games:

Cornell

Creighton					Through Games Of March 8, 2018						
Average RPI	Win:	125	WON-LOST	WINNING	LAST 10	STRENGTH OF	OPP. STRENGTH	TEAM	ADJ.	CONF.	ADJ CONF.
Average RPI	Loss:	58	RECORD	PCT. RANK	GAMES	SCHEDULE	OF SCHEDULE	RPI	RPI	RPI	RPI
DIV. I ONLY		18- 12	110	6- 4	29	34	48	48	6	6	
DIV. I NON-CONF.		6- 4	122	0- 0	13	12	39	39	6	6	

TOTALS	RPI 1-25		RPI 26-50		W-L RECORDS	RPI 51-100		RPI 101-999		RPI 201+	
18- 12	1- 6		2- 1		OVERALL	5- 3		10- 2		5- 0	
10- 3	0- 3		2- 0		HOME	2- 0		6- 0		2- 0	
7- 6	1- 1		0- 1		AWAY	2- 3		4- 1		3- 0	
1- 3	0- 2		0- 0		NEUTRAL	1- 0		0- 1		0- 0	
6- 4	0- 2		1- 0		NON-CONFERENCE	2- 1		3- 1		1- 0	
3- 1	0- 1		1- 0		HOME	0- 0		2- 0		0- 0	
3- 1	0- 0		0- 0		AWAY	2- 1		1- 0		1- 0	
0- 2	0- 1		0- 0		NEUTRAL	0- 0		0- 1		0- 0	
12- 8	1- 4		1- 1		CONFERENCE	3- 2		7- 1		4- 0	
7- 2	0- 2		1- 0		HOME	2- 0		4- 0		2- 0	
4- 5	1- 1		0- 1		AWAY	0- 2		3- 1		2- 0	
1- 1	0- 1		0- 0		NEUTRAL	1- 0		0- 0		0- 0	

RPI 1-25				RPI 26-50				Team's RPI: 48				RPI 51-100				RPI 101+			
RPI	S	Opponent	Score	RPI	S	Opponent	Score	RPI	S	Opponent	Score	RPI	S	Opponent	Score	RPI	S	Opponent	Score
8	H	Florida St.	82 92	27	H	South Dakota St.	72 65	58	A	South Dakota	68 73	124	A	Seton Hall I	68 51				
10	N	UCLA	63 72	29	A	Villanova	48 55	60	A	Nebraska	64 49	124	H	Seton Hall I	81 64				
20	A	DePaul	67 77	29	H	Villanova	69 54	70	A	Drake	108 100	129	A	Butler	53 59				
20	H	DePaul	54 82					73	A	St. John's (NY)	65 72	129	H	Butler	64 55				
25	A	Marquette	74 73					73	H	St. John's (NY)	53 39	135	H	UNI	89 78				
25	H	Marquette	77 92					73	N	St. John's (NY)	66 58	151	H	Wichita St.	66 61				
25	N	Marquette	70 76					99	A	Georgetown	67 70	198	N	Washington	64 67				
								99	H	Georgetown	69 58	218	A	Providence	87 84				
												218	H	Providence	73 56				
												226	A	Xavier	71 64				
												226	H	Xavier	65 54				
												245	A	Omaha	72 51				
LAST 12 Division I GAMES:																			
25	N	Marquette	70 76	218	A	Providence	87 84	25	A	Marquette	74 73	20	A	DePaul	67 77				
73	N	St. John's (NY)	66 58	25	A	Marquette	74 73	20	A	DePaul	67 77	124	H	Seton Hall I	81 64				
29	A	Villanova	48 55	20	A	DePaul	67 77	124	H	Seton Hall I	81 64	73	H	St. John's (NY)	53 39				
99	A	Georgetown	67 70	124	H	Seton Hall I	81 64	73	H	St. John's (NY)	53 39	226	A	Xavier	71 64				
129	H	Butler	64 55	73	H	St. John's (NY)	53 39	226	A	Xavier	71 64								
226	H	Xavier	65 54	226	A	Xavier	71 64												

Non-Div I Games:

Creighton

Average RPI Win:	207	WON-LOST	WINNING	LAST 10	STRENGTH OF	OPP. STRENGTH	TEAM	ADJ.	CONF.	ADJ CONF.
Average RPI Loss:	92	RECORD	PCT. RANK	GAMES	SCHEDULE	OF SCHEDULE	RPI	RPI	RPI	RPI
DIV. I ONLY	15- 12	139	5- 5	119	116	119	119	9	9	
DIV. I NON-CONF.	8- 5	111	0- 0	211	195	118	118	9	9	

TOTALS	RPI 1-25	RPI 26-50	W-L RECORDS	RPI 51-100	RPI 101-999	RPI 201+				
15- 12	0- 1	0- 2	OVERALL	1- 5	14- 4	8- 1				
9- 4	0- 0	0- 1	HOME	1- 2	8- 1	6- 0				
6- 8	0- 1	0- 1	AWAY	0- 3	6- 3	2- 1				
0- 0	0- 0	0- 0	NEUTRAL	0- 0	0- 0	0- 0				
8- 5	0- 1	0- 0	NON-CONFERENCE	0- 2	8- 2	5- 0				
5- 1	0- 0	0- 0	HOME	0- 1	5- 0	4- 0				
3- 4	0- 1	0- 0	AWAY	0- 1	3- 2	1- 0				
0- 0	0- 0	0- 0	NEUTRAL	0- 0	0- 0	0- 0				
7- 7	0- 0	0- 2	CONFERENCE	1- 3	6- 2	3- 1				
4- 3	0- 0	0- 1	HOME	1- 1	3- 1	2- 0				
3- 4	0- 0	0- 1	AWAY	0- 2	3- 1	1- 1				
0- 0	0- 0	0- 0	NEUTRAL	0- 0	0- 0	0- 0				

RPI 1-25				RPI 26-50				RPI 51-100				RPI 101+ Team's RPI: 119			
RPI	S	Opponent	Score	RPI	S	Opponent	Score	RPI	S	Opponent	Score	RPI	S	Opponent	Score
6	A	Ohio St.	70 103	30	A	Princeton	63 82	51	A	Harvard	65 76	127	A	Yale	64 62
				30	H	Princeton	67 79	51	H	Harvard	63 56	127	H	Yale	39 57
								61	A	Penn	47 65	142	A	Colorado	81 75
								61	H	Penn	50 79	152	A	Army West Point	56 71
								72	H	Maine	51 64	157	A	Marist	60 51
								82	A	Albany (NY)	61 76	159	A	Binghamton	64 80
												172	A	Brown	77 60
												172	H	Brown	78 73
												179	H	New Hampshire	57 49
												209	H	Boston College	68 57
												211	A	Columbia	88 77
												211	H	Columbia	88 65
												243	A	Holy Cross	76 74
												267	A	Cornell	49 51
												267	H	Cornell	55 40
												295	H	Vermont	66 56
												335	H	Rhode Island	70 54
												339	H	NJIT	81 50

LAST 12 Division I GAMES:															
267	A	Cornell	49 51	30	A	Princeton	63 82	267	H	Cornell	55 40	127	H	Brown	78 73
211	A	Columbia	88 77	61	A	Penn	47 65	127	H	Yale	39 57				
61	H	Penn	50 79	211	H	Columbia	88 65								
30	H	Princeton	67 79	267	H	Cornell	55 40								
172	A	Brown	77 60	127	H	Yale	39 57								
127	A	Yale	64 62												

Non-Div I Games:

Dartmouth

Average RPI Win:	257	WON-LOST	WINNING	LAST 10	STRENGTH OF	OPP. STRENGTH	TEAM	ADJ.	CONF.	ADJ CONF.
Average RPI Loss:	108	RECORD	PCT. RANK	GAMES	SCHEDULE	OF SCHEDULE	RPI	RPI	RPI	RPI
DIV. I ONLY	12- 18	230	4- 6	130	163	185	185	13	13	
DIV. I NON-CONF.	5- 8	220	0- 0	66	161	135	135	10	10	

TOTALS	RPI 1-25	RPI 26-50	W-L RECORDS	RPI 51-100	RPI 101-999	RPI 201+				
12- 18	0- 1	0- 5	OVERALL	0- 4	12- 8	9- 2				
5- 8	0- 0	0- 3	HOME	0- 3	5- 2	4- 1				
7- 10	0- 1	0- 2	AWAY	0- 1	7- 6	5- 1				
0- 0	0- 0	0- 0	NEUTRAL	0- 0	0- 0	0- 0				
5- 8	0- 1	0- 4	NON-CONFERENCE	0- 0	5- 3	3- 1				
2- 3	0- 0	0- 2	HOME	0- 0	2- 1	1- 1				
3- 5	0- 1	0- 2	AWAY	0- 0	3- 2	2- 0				
0- 0	0- 0	0- 0	NEUTRAL	0- 0	0- 0	0- 0				
7- 10	0- 0	0- 1	CONFERENCE	0- 4	7- 5	6- 1				
3- 5	0- 0	0- 1	HOME	0- 3	3- 1	3- 0				
4- 5	0- 0	0- 0	AWAY	0- 1	4- 4	3- 1				
0- 0	0- 0	0- 0	NEUTRAL	0- 0	0- 0	0- 0				

RPI 1-25				RPI 26-50				RPI 51-100				RPI 101+ Team's RPI: 185			
RPI	S	Opponent	Score	RPI	S	Opponent	Score	RPI	S	Opponent	Score	RPI	S	Opponent	Score
16	A	NC State	49 73	30	H	Princeton	57 63	74	H	Duquesne	54 79	109	A	George Mason	61 74
				33	H	Dayton	68 85	78	H	George Washington	48 53	121	A	Saint Louis	72 88
				42	H	Elon	58 75	84	A	Fordham	58 66	137	H	Saint Joseph's	62 64
				45	A	UCF	54 62	84	H	Fordham	45 58	154	A	William & Mary	55 73
				47	A	Mercer	54 69					168	H	Charlotte	68 66
												188	A	Furman	62 65
												191	A	High Point	82 74
												197	A	Richmond	68 65
												197	A	Richmond	53 62
												223	H	UNC Asheville	58 50
												228	H	Gardner-Webb	65 70
												248	A	La Salle	58 51
												258	A	St. Bonaventure	75 68
												264	A	Appalachian St.	59 57
												276	A	Massachusetts	68 70
												276	H	Massachusetts	87 81
												282	H	VCU	69 63
												305	A	Western Caro.	70 57
												335	A	Rhode Island	79 67
												335	H	Rhode Island	77 67

LAST 12 Division I GAMES:															
				197	A	Richmond	53 62	121	A	Saint Louis	72 88				
				282	H	VCU	69 63	335	A	Rhode Island	79 67				
				248	A	La Salle	58 51	33	H	Dayton	68 85				
				276	A	Massachusetts	68 70	276	H	Massachusetts	87 81				
				137	H	Saint Joseph's	62 64	258	A	St. Bonaventure	75 68				
				84	H	Fordham	45 58	78	H	George Washington	48 53				

Non-Div I Games:

Davidson

Average RPI Win: 172

Average RPI Loss: 59

WON-LOST
RECORDWINNING
PCT. RANKLAST 10
GAMESSTRENGTH OF
SCHEDULEOPP. STRENGTH
OF SCHEDULETEAM
RPIADJ.
RPICONF.
RPIADJ CONF.
RPIDIV. I ONLY
DIV. I NON-CONF.23- 6
7- 431
1028- 2
0- 085
52100
5833
6633
6613
1013
10

TOTALS

RPI 1-25

RPI 26-50

W-L RECORDS

RPI 51-100

RPI 101-999

RPI 201+

23- 6

0- 2

1- 1

OVERALL

7- 2

15- 1

8- 0

12- 1

0- 1

1- 0

HOME

4- 0

7- 0

5- 0

7- 3

0- 0

0- 1

AWAY

2- 1

5- 1

2- 0

4- 2

0- 1

0- 0

NEUTRAL

1- 1

3- 0

1- 0

7- 4

0- 2

1- 1

NON-CONFERENCE

2- 1

4- 0

3- 0

4- 1

0- 1

1- 0

HOME

1- 0

2- 0

2- 0

0- 2

0- 0

0- 1

AWAY

0- 1

0- 0

0- 0

3- 1

0- 1

0- 0

NEUTRAL

1- 0

2- 0

1- 0

16- 2

0- 0

0- 0

CONFERENCE

5- 1

11- 1

5- 0

8- 0

0- 0

0- 0

HOME

3- 0

5- 0

3- 0

7- 1

0- 0

0- 0

AWAY

2- 0

5- 1

2- 0

1- 1

0- 0

0- 0

NEUTRAL

0- 1

1- 0

0- 0

RPI 1-25

RPI 26-50

Team's RPI: 33

RPI 51-100

RPI 101+

RPI	S	Opponent	Score
14	N	South Fla.	87 93
22	H	Green Bay	64 75

RPI	S	Opponent	Score
31	H	Virginia	61 46
35	A	Quinnipiac	66 72

RPI	S	Opponent	Score
51	N	Harvard	72 66
66	H	James Madison	82 54
74	H	Duquesne	79 70
78	A	George Washington	57 53
78	H	George Washington	66 55
78	N	George Washington	53 58
83	A	Tolledo	50 68
84	A	Fordham	63 62
84	H	Fordham	79 54

RPI	S	Opponent	Score
109	H	George Mason	71 66
121	A	Saint Louis	72 85
121	H	Saint Louis	101 76
125	N	Tulane	71 65
137	A	Saint Joseph's	65 59
185	A	Davidson	85 68
197	A	Richmond	66 59
197	N	Richmond	67 58
248	A	La Salle	76 47
258	H	St. Bonaventure	80 59
272	H	Morgan St.	88 52
276	A	Massachusetts	78 49
282	H	VCU	74 64
332	H	Ark.-Pine Bluff	81 43
335	H	Rhode Island	116 58
341	N	Mississippi Val.	65 46

LAST 12 Division I GAMES:

78	N	George Washington	53 58	276	A	Massachusetts	78 49
197	N	Richmond	67 58	282	H	VCU	74 64
121	A	Saint Louis	72 85	74	H	Duquesne	79 70
109	H	George Mason	71 66	185	A	Davidson	85 68
84	H	Fordham	79 54	197	A	Richmond	66 59
78	A	George Washington	57 53	78	H	George Washington	66 55

Dayton

Dayton

Non-Div I Games:

Dayton

Loss, Non-Conf, S Site, H Home A Away N Neutral

Average RPI Win:	127	WON-LOST	WINNING	LAST 10	STRENGTH OF	OPP. STRENGTH	TEAM	ADJ.	CONF.	ADJ CONF.
Average RPI Loss:	35	RECORD	PCT. RANK	GAMES	SCHEDULE	OF SCHEDULE	RPI	RPI	RPI	RPI
DIV. I ONLY	26- 7	34	9- 1	31	40	20	20	6	6	
DIV. I NON-CONF.	8- 4	87	0- 0	16	13	42	42	6	6	

TOTALS	RPI 1-25	RPI 26-50	W-L RECORDS	RPI 51-100	RPI 101-999	RPI 201+				
26- 7	2- 3	5- 2	OVERALL	5- 2	14- 0	6- 0				
16- 3	2- 1	3- 1	HOME	3- 1	8- 0	4- 0				
8- 3	0- 2	1- 1	AWAY	2- 0	5- 0	2- 0				
2- 1	0- 0	1- 0	NEUTRAL	0- 1	1- 0	0- 0				
8- 4	0- 2	2- 1	NON-CONFERENCE	1- 1	5- 0	2- 0				
5- 2	0- 1	1- 1	HOME	1- 0	3- 0	2- 0				
1- 1	0- 1	0- 0	AWAY	0- 0	1- 0	0- 0				
2- 1	0- 0	1- 0	NEUTRAL	0- 1	1- 0	0- 0				
18- 3	2- 1	3- 1	CONFERENCE	4- 1	9- 0	4- 0				
11- 1	2- 0	2- 0	HOME	2- 1	5- 0	2- 0				
7- 2	0- 1	1- 1	AWAY	2- 0	4- 0	2- 0				
0- 0	0- 0	0- 0	NEUTRAL	0- 0	0- 0	0- 0				

RPI	S	Opponent	Score	RPI	S	Opponent	Score	RPI	S	Opponent	Score	RPI	S	Opponent	Score
1	H	UConn	69 103	29	A	Villanova	58 84	52	N	FGCU	84 89	121	H	Saint Louis	86 78
2	A	Notre Dame	82 91	29	H	Villanova	71 66	73	A	St. John's (NY)	67 54	124	A	Seton Hall	72 68
25	A	Marquette	81 93	32	N	Gonzaga	88 71	73	H	St. John's (NY)	76 67	124	H	Seton Hall	89 66
25	H	Marquette	95 83	34	H	Oklahoma	111 108	81	H	IUPUI	85 71	124	H	Seton Hall	78 52
25	H	Marquette	98 63	37	H	Northern Colo.	88 94	99	A	Georgetown	78 62	129	A	Butler	86 68
				48	A	Creighton	82 54	99	H	Georgetown	85 53	129	H	Butler	87 65
				48	H	Creighton	77 67	99	H	Georgetown	85 86	175	A	Northwestern	92 63
												192	N	Memphis	81 67
												218	A	Providence	71 48
												218	H	Providence	81 47
												226	A	Xavier	73 72
												226	H	Xavier	79 48
												308	H	Loyola Chicago	88 47
												333	H	Delaware St.	110 71

LAST 12 Division I GAMES:															
25	H	Marquette	98 63	99	H	Georgetown	85 86								
99	H	Georgetown	85 53	226	A	Xavier	73 72								
124	H	Seton Hall	78 52	129	A	Butler	86 68								
124	A	Seton Hall	72 68	218	H	Providence	81 47								
73	A	St. John's (NY)	67 54	48	H	Creighton	77 67								
29	H	Villanova	71 66	25	H	Marquette	95 83								

Non-Div I Games:

DePaul

Delaware

Delaware				Through Games Of March 8, 2018							
Average RPI	Win:	215	WON-LOST	WINNING	LAST 10	STRENGTH OF	OPP. STRENGTH	TEAM	ADJ.	CONF.	ADJ CONF.
Average RPI	Loss:	106	RECORD	PCT. RANK	GAMES	SCHEDULE	OF SCHEDULE	RPI	RPI	RPI	RPI
DIV. I ONLY		19- 11	95	6- 4		170	161	104	104	10	10
DIV. I NON-CONF.		7- 4	102	0- 0		254	259	140	140	12	12

TOTALS		RPI 1-25	RPI 26-50		W-L RECORDS		RPI 51-100	RPI 101-999	RPI 201+		
19- 11		0- 1	1- 4		OVERALL		1- 2	17- 4	12- 2		
9- 4		0- 0	1- 1		HOME		1- 1	7- 2	6- 1		
8- 6		0- 1	0- 3		AWAY		0- 1	8- 1	5- 0		
2- 1		0- 0	0- 0		NEUTRAL		0- 0	2- 1	1- 1		
7- 4		0- 1	0- 1		NON-CONFERENCE		1- 0	6- 2	4- 2		
3- 1		0- 0	0- 0		HOME		1- 0	2- 1	2- 1		
3- 2		0- 1	0- 1		AWAY		0- 0	3- 0	1- 0		
1- 1		0- 0	0- 0		NEUTRAL		0- 0	1- 1	1- 1		
12- 7		0- 0	1- 3		CONFERENCE		0- 2	11- 2	8- 0		
6- 3		0- 0	1- 1		HOME		0- 1	5- 1	4- 0		
5- 4		0- 0	0- 2		AWAY		0- 1	5- 1	4- 0		
1- 0		0- 0	0- 0		NEUTRAL		0- 0	1- 0	0- 0		

RPI 1-25				RPI 26-50				RPI 51-100				RPI 101+				Team's RPI: 104
RPI	S	Opponent	Score	RPI	S	Opponent	Score	RPI	S	Opponent	Score	RPI	S	Opponent	Score	
19	A	Buffalo	73 87	30	A	Princeton	60 78	52	H	American	72 56	130	A	Hartford	72 63	
				42	A	Elon	51 64	66	A	James Madison	56 67	139	A	Northeastern	59 73	
				42	H	Elon	80 66	66	H	James Madison	53 56	139	H	Northeastern	53 64	
				46	A	Drexel	53 74					139	N	Northeastern	61 50	
				46	H	Drexel	53 72					152	A	Army West Point	70 59	
												154	A	William & Mary	61 52	
												154	H	William & Mary	68 59	
												231	H	Boston U.	79 85	
												238	H	Loyola Maryland	71 38	
												250	A	UNCW	82 49	
												250	H	UNCW	80 62	
												255	A	Hofstra	58 51	
												255	H	Hofstra	61 41	
												258	A	St. Bonaventure	53 52	
												262	A	Col. of Charleston	68 59	
												262	H	Col. of Charleston	79 51	
												280	A	Towson	81 55	
												280	H	Towson	51 49	
												333	H	Delaware St.	84 49	
												345	N	Eastern Ill.	66 37	
												347	N	Saint Peter's	87 90	

LAST 12 Division I GAMES:																
139	N	Northeastern	61 50	66	H	James Madison	53 56									
280	A	Towson	81 55	255	H	Hofstra	61 41									
46	H	Drexel	53 72	154	H	William & Mary	68 59									
66	A	James Madison	56 67	139	A	Northeastern	59 73									
154	A	William & Mary	61 52	250	H	UNCW	80 62									
262	H	Col. of Charleston	79 51	139	H	Northeastern	53 64									

Non-Div I Games:

Delaware

Average RPI Win:	311	WON-LOST	WINNING	LAST 10	STRENGTH OF	OPP. STRENGTH	TEAM	ADJ.	CONF.	ADJ CONF.
Average RPI Loss:	195	RECORD	PCT. RANK	GAMES	SCHEDULE	OF SCHEDULE	RPI	RPI	RPI	RPI
DIV. I ONLY	6- 24	322	3- 7	287	304	333	333	30	30	
DIV. I NON-CONF.	1- 12	335	0- 0	163	125	314	314	31	31	

TOTALS	RPI 1-25	RPI 26-50	W-L RECORDS	RPI 51-100	RPI 101-999	RPI 201+				
6- 24	0- 1	0- 2	OVERALL	0- 0	6- 21	6- 10				
5- 7	0- 0	0- 1	HOME	0- 0	5- 6	5- 3				
1- 14	0- 0	0- 0	AWAY	0- 0	1- 6	1- 3				
0- 3	0- 0	0- 0	NEUTRAL	0- 0	0- 3	0- 1				
1- 12	0- 1	0- 2	NON-CONFERENCE	0- 0	1- 9	1- 2				
1- 3	0- 0	0- 1	HOME	0- 0	1- 2	1- 1				
0- 7	0- 1	0- 1	AWAY	0- 0	0- 5	0- 1				
0- 2	0- 0	0- 0	NEUTRAL	0- 0	0- 2	0- 0				
5- 12	0- 0	0- 0	CONFERENCE	0- 0	5- 12	5- 8				
4- 4	0- 0	0- 0	HOME	0- 0	4- 4	4- 2				
1- 7	0- 0	0- 0	AWAY	0- 0	1- 7	1- 5				
0- 1	0- 0	0- 0	NEUTRAL	0- 0	0- 1	0- 1				

RPI 1-25				RPI 26-50				RPI 51-100				RPI 101+ Team's RPI: 333			
RPI	S	Opponent	Score	RPI	S	Opponent	Score	RPI	S	Opponent	Score	RPI	S	Opponent	Score
20	A	DePaul	71 110	38	A	Michigan	36 105					104	A	Delaware	49 84
				46	H	Drexel	52 73					122	H	Bethune-Cookman	60 68
												133	H	Robert Morris	42 65
												161	A	N. C. A&T	55 75
												161	H	N. C. A&T	48 66
												163	N	Ole Miss	58 110
												173	A	Hampton	62 66
												178	A	Florida	51 85
												182	A	Kansas	49 81
												184	A	Temple	72 96
												200	N	Stetson	43 58
												216	A	Norfolk St.	50 72
												242	A	Fla. Atlantic	67 90
												248	H	La Salle	48 71
												266	A	UMES	56 76
												266	N	UMES	60 77
												268	A	Howard	70 78
												272	A	Morgan St.	62 54
												272	H	Morgan St.	60 56
												317	H	South Carolina St.	58 44
												320	A	N. C. Central	60 76
												320	H	N. C. Central	67 74
												321	H	Coppin St.	70 66
												336	A	Florida A&M	54 59
												336	H	Florida A&M	65 73
												340	H	Savannah St.	93 79
												344	H	Longwood	60 56
LAST 12 Division I GAMES:															
				266	N	UMES	60 77			216	A	Norfolk St.	50 72		
				272	H	Morgan St.	60 56			161	A	N. C. A&T	55 75		
				266	A	UMES	56 76			320	A	N. C. Central	60 76		
				268	A	Howard	70 78			340	H	Savannah St.	93 79		
				321	H	Coppin St.	70 66			272	A	Morgan St.	62 54		
				336	H	Florida A&M	65 73			122	H	Bethune-Cookman	60 68		

Non-Div I Games:

Delaware St.

■ Loss,
■ Non-Conf,
■ S Site,
■ Home
■ A Away
N Neutral

Average RPI Win: 283	WON-LOST RECORD	WINNING PCT. RANK	LAST 10 GAMES	STRENGTH OF SCHEDULE	OPP. STRENGTH OF SCHEDULE	TEAM RPI	ADJ. RPI	CONF. RPI	ADJ CONF. RPI
Average RPI Loss: 83									
DIV. I ONLY	15- 14	167	4- 6	216	187	180	180	12	12
DIV. I NON-CONF.	8- 6	143	0- 0	274	244	188	188	17	17

TOTALS	RPI 1-25	RPI 26-50	W-L RECORDS	RPI 51-100	RPI 101-999	RPI 201+			
15- 14	0- 0	0- 3	OVERALL	0- 6	15- 5	13- 0			
6- 6	0- 0	0- 2	HOME	0- 2	6- 2	5- 0			
8- 5	0- 0	0- 1	AWAY	0- 2	8- 2	8- 0			
1- 3	0- 0	0- 0	NEUTRAL	0- 2	1- 1	0- 0			
8- 6	0- 0	0- 1	NON-CONFERENCE	0- 4	8- 1	7- 0			
2- 3	0- 0	0- 1	HOME	0- 1	2- 1	2- 0			
5- 1	0- 0	0- 0	AWAY	0- 1	5- 0	5- 0			
1- 2	0- 0	0- 0	NEUTRAL	0- 2	1- 0	0- 0			
7- 8	0- 0	0- 2	CONFERENCE	0- 2	7- 4	6- 0			
4- 3	0- 0	0- 1	HOME	0- 1	4- 1	3- 0			
3- 4	0- 0	0- 1	AWAY	0- 1	3- 2	3- 0			
0- 1	0- 0	0- 0	NEUTRAL	0- 0	0- 1	0- 0			

RPI 1-25				RPI 26-50				RPI 51-100				RPI 101+ Team's RPI: 180			
RPI	S	Opponent	Score	RPI	S	Opponent	Score	RPI	S	Opponent	Score	RPI	S	Opponent	Score
27	A	South Dakota St.	59 95	52	A	Ameri can	53 66	101	A	Western Ill.	93 118				
27	H	South Dakota St.	58 69	58	A	South Dakota	51 79	101	H	Western Ill.	61 77				
37	H	Northern Colo.	63 71	58	H	South Dakota	60 82	115	H	Colorado St.	56 61				
				76	H	Wyomi ng	51 61	174	A	Oral Roberts	60 90				
				77	N	Mi ami (OH)	52 69	174	H	Oral Roberts	70 54				
				87	N	Li berty	69 82	174	N	Oral Roberts	71 76				
								196	N	Eastern Mich.	60 54				
								245	A	Omaha	85 74				
								245	H	Omaha	81 60				
								283	A	UMKC	77 68				
								285	A	North Dakota St.	78 73				
								285	H	North Dakota St.	98 79				
								290	A	Air Force	75 54				
								304	H	Northern Ariz.	80 73				
								315	A	Utah St.	74 72				
								319	A	Cal St. Fullerton	83 58				
								323	H	Utah Valley	72 53				
								324	A	UMBC	70 48				
								326	A	Fort Wayne	73 55				
								326	H	Fort Wayne	86 65				
LAST 12 Division I GAMES:															
		174 N Oral Roberts	71 76			326 H Fort Wayne	86 65								
		101 H Western Ill.	61 77			58 H South Dakota	60 82								
		245 H Omaha	81 60			101 A Western Ill.	93 118								
		174 H Oral Roberts	70 54			174 A Oral Roberts	60 90								
		285 A North Dakota St.	78 73			245 A Omaha	85 74								
		27 A South Dakota St.	59 95			285 H North Dakota St.	98 79								

Non-Div I Games: Chadron St. 99 55

Denver

Average RPI Win:	331	WON-LOST	WINNING	LAST 10	STRENGTH OF	OPP. STRENGTH	TEAM	ADJ.	CONF.	ADJ CONF.
Average RPI Loss:	137	RECORD	PCT. RANK	GAMES	SCHEDULE	OF SCHEDULE	RPI	RPI	RPI	RPI
DIV. I ONLY	2- 28	345	1- 9	177	106	325	325	11	11	
DIV. I NON-CONF.	0- 11	337	0- 0	238	27	339	339	15	15	

TOTALS	RPI 1-25	RPI 26-50	W-L RECORDS	RPI 51-100	RPI 101-999	RPI 201+				
2- 28	0- 2	0- 1	OVERALL	0- 8	2- 17	2- 5				
1- 13	0- 1	0- 1	HOME	0- 4	1- 7	1- 2				
1- 12	0- 1	0- 0	AWAY	0- 4	1- 7	1- 2				
0- 3	0- 0	0- 0	NEUTRAL	0- 0	0- 3	0- 1				
0- 11	0- 0	0- 1	NON-CONFERENCE	0- 4	0- 6	0- 2				
0- 5	0- 0	0- 1	HOME	0- 2	0- 2	0- 1				
0- 4	0- 0	0- 0	AWAY	0- 2	0- 2	0- 1				
0- 2	0- 0	0- 0	NEUTRAL	0- 0	0- 2	0- 0				
2- 17	0- 2	0- 0	CONFERENCE	0- 4	2- 11	2- 3				
1- 8	0- 1	0- 0	HOME	0- 2	1- 5	1- 1				
1- 8	0- 1	0- 0	AWAY	0- 2	1- 5	1- 1				
0- 1	0- 0	0- 0	NEUTRAL	0- 0	0- 1	0- 1				

RPI 1-25				RPI 26-50				RPI 51-100				RPI 101+				Team's RPI: 325
RPI	S	Opponent	Score	RPI	S	Opponent	Score	RPI	S	Opponent	Score	RPI	S	Opponent	Score	
22	A	Green Bay	45 88	38	H	Michigan	50 86	65	H	Michigan St.	60 97	123	A	Cleveland St.	50 75	
22	H	Green Bay	27 85					77	A	Miami (OH)	64 91	123	H	Cleveland St.	76 90	
								81	A	IUPUI	62 90	131	A	Milwaukee	45 90	
								81	H	IUPUI	59 91	131	H	Milwaukee	61 70	
								83	H	Toledo	64 81	139	A	Youngstown St.	59 76	
								85	A	Wright St.	55 85	139	H	Youngstown St.	52 72	
								85	H	Wright St.	60 88	149	A	Kent St.	74 82	
								96	A	Western Mich.	62 74	166	N	Clemson	44 72	
												189	A	Oakland	50 83	
												189	H	Oakland	74 85	
												196	H	Eastern Mich.	76 78	
												201	N	North Texas	57 63	
												207	H	Bowling Green	81 85	
												240	A	Illinois	65 73	
												256	A	Northern Ky.	60 64	
												256	H	Northern Ky.	67 78	
												256	N	Northern Ky.	61 76	
												331	A	Ill. -Chicago	61 58	
												331	H	Ill. -Chicago	73 60	

LAST 12 Division I GAMES:																
256	N	Northern Ky.	61 76	256	A	Northern Ky.	60 64									
22	A	Green Bay	45 88	85	A	Wright St.	55 85									
131	A	Milwaukee	45 90	139	H	Youngstown St.	52 72									
189	H	Oakland	74 85	123	H	Cleveland St.	76 90									
81	H	IUPUI	59 91	189	A	Oakland	50 83									
331	H	Ill. -Chicago	73 60	131	H	Milwaukee	61 70									

Non-Div I Games:

Detroit Mercy

Average RPI Win:	223	WON-LOST	WINNING	LAST 10	STRENGTH OF	OPP. STRENGTH	TEAM	ADJ.	CONF.	ADJ CONF.
Average RPI Loss:	50	RECORD	PCT. RANK	GAMES	SCHEDULE	OF SCHEDULE	RPI	RPI	RPI	RPI
DIV. I ONLY	22- 7	44	10- 0	137	201	70	70	24	24	
DIV. I NON-CONF.	4- 7	226	0- 0	11	30	126	126	21	21	

TOTALS	RPI 1-25	RPI 26-50	W-L RECORDS	RPI 51-100	RPI 101-999	RPI 201+				
22- 7	0- 2	0- 2	OVERALL	3- 2	19- 1	13- 0				
12- 3	0- 0	0- 2	HOME	2- 1	10- 0	6- 0				
9- 3	0- 2	0- 0	AWAY	1- 1	8- 0	6- 0				
1- 1	0- 0	0- 0	NEUTRAL	0- 0	1- 1	1- 0				
4- 7	0- 2	0- 2	NON-CONFERENCE	1- 2	3- 1	1- 0				
3- 3	0- 0	0- 2	HOME	1- 1	2- 0	0- 0				
0- 3	0- 2	0- 0	AWAY	0- 1	0- 0	0- 0				
1- 1	0- 0	0- 0	NEUTRAL	0- 0	1- 1	1- 0				
18- 0	0- 0	0- 0	CONFERENCE	2- 0	16- 0	12- 0				
9- 0	0- 0	0- 0	HOME	1- 0	8- 0	6- 0				
9- 0	0- 0	0- 0	AWAY	1- 0	8- 0	6- 0				
0- 0	0- 0	0- 0	NEUTRAL	0- 0	0- 0	0- 0				

RPI 1-25				RPI 26-50				RPI 51-100				Team's RPI: 70		RPI 101+			
RPI	S	Opponent	Score	RPI	S	Opponent	Score	RPI	S	Opponent	Score		RPI	S	Opponent	Score	
7	A	Oregon	77 110	27	H	South Dakota St.	78 85	60	H	Nebraska	84 89		106	H	Iowa St.	83 80	
21	A	Iowa	66 79	48	H	Creighton	100 108	76	A	Wyoming	61 75		109	N	George Mason	75 87	
								87	H	Liberty	96 68		131	H	Milwaukee	77 73	
								97	A	Missouri St.	80 68		135	A	UNI	72 67	
								97	H	Missouri St.	84 65		135	H	UNI	81 64	
													169	A	Southern Ill.	75 64	
													169	H	Southern Ill.	84 73	
													241	A	Illinois St.	65 58	
													241	H	Illinois St.	80 64	
													261	A	Indiana St.	84 51	
													261	H	Indiana St.	85 64	
													269	A	Bradley	84 75	
													269	H	Bradley	77 71	
													291	A	Valparaiso	85 53	
													291	H	Valparaiso	86 50	
													308	A	Loyola Chicago	97 53	
													308	H	Loyola Chicago	72 46	
													341	N	Mississippi Val.	96 60	
													349	A	Evansville	101 50	
													349	H	Evansville	107 66	
LAST 12 Division I GAMES:																	
291	A	Valparaiso	85 53	349	A	Evansville	101 50										
308	A	Loyola Chicago	97 53	97	H	Missouri St.	84 65										
241	H	Illinois St.	80 64	169	H	Southern Ill.	84 73										
269	H	Bradley	77 71	269	A	Bradley	84 75										
135	A	UNI	72 67	241	A	Illinois St.	65 58										
261	A	Indiana St.	84 51	135	H	UNI	81 64										

Non-Div I Games: Iowa Wesleyan 102 25

Drake

Average RPI Win: 197

Average RPI Loss: 61

WON-LOST
RECORDWINNING
PCT. RANKLAST 10
GAMESSTRENGTH OF
SCHEDULEOPP. STRENGTH
OF SCHEDULETEAM
RPIADJ.
RPICONF.
RPIADJ CONF.
RPIDIV. I ONLY
DIV. I NON-CONF.25- 6
8- 422
879- 1
0- 0158
205118
8046
9346
9310
1210
12

TOTALS

RPI 1-25

RPI 26-50

W-L RECORDS

RPI 51-100

RPI 101-999

RPI 201+

25- 6

0- 0

1- 2

OVERALL

2- 4

22- 0

14- 0

14- 0

0- 0

1- 0

HOME

2- 0

11- 0

8- 0

10- 4

0- 0

0- 2

AWAY

0- 2

10- 0

6- 0

1- 2

0- 0

0- 0

NEUTRAL

0- 2

1- 0

0- 0

8- 4

0- 0

0- 1

NON-CONFERENCE

1- 3

7- 0

5- 0

4- 0

0- 0

0- 0

HOME

1- 0

3- 0

3- 0

3- 2

0- 0

0- 1

AWAY

0- 1

3- 0

2- 0

1- 2

0- 0

0- 0

NEUTRAL

0- 2

1- 0

0- 0

17- 2

0- 0

1- 1

CONFERENCE

1- 1

15- 0

9- 0

10- 0

0- 0

1- 0

HOME

1- 0

8- 0

5- 0

7- 2

0- 0

0- 1

AWAY

0- 1

7- 0

4- 0

0- 0

0- 0

0- 0

NEUTRAL

0- 0

0- 0

0- 0

RPI 1-25

RPI 26-50

Team's RPI: 46

RPI 51-100

RPI 101+

RPI S Opponent Score

RPI S Opponent Score

RPI S Opponent Score

RPI S Opponent Score

35 A Syracuse 62 72
 42 A El on 58 70
 42 H El on 58 56

63 N West Virginia 42 75
 66 A James Madi son 48 56
 66 H James Madi son 73 71
 67 N Virginia Tech 67 79
 92 H Bucknell 63 54
 93 A Penn St. 70 84

104 A Delaware 72 53
 104 H Delaware 74 53
 129 N Butler 76 62
 137 A Saint Joseph's 65 58
 139 A Northeastern 69 58
 139 H Northeastern 58 50
 154 A William & Mary 65 58
 154 H William & Mary 54 34
 232 A Niagara 66 65
 236 H Lafayette 52 37
 248 H La Salle 79 54
 250 A UNCW 58 40
 250 H UNCW 71 41
 250 H UNCW 68 42
 255 A Hofstra 58 47
 255 H Hofstra 47 38
 262 A Col. of Charleston 80 53
 262 H Col. of Charleston 71 57
 267 H Cornell 61 39
 280 A Towson 62 54
 280 H Towson 78 53
 333 A Delaware St. 73 52

LAST 12 Division I GAMES:

250 H UNCW 71 41
 262 H Col. of Charleston 71 57
 104 A Delaware 72 53
 280 A Towson 62 54
 66 H James Madi son 73 71
 154 H William & Mary 54 34

250 A UNCW 58 40
 42 A El on 58 70
 262 A Col. of Charleston 80 53
 280 H Towson 78 53
 139 H Northeastern 58 50
 42 H El on 58 56

D
r
e
x
e
lD
r
e
x
e
l

Non-Div I Games:

Drexel

Loss, Non-Conf, S Site, H Home A Away N Neutral

D
u
k
eD
u
k
e

Duke

Average RPI	Win: 198	WON-LOST	WINNING	LAST 10	STRENGTH OF	OPP. STRENGTH	TEAM	ADJ.	CONF.	ADJ CONF.
Average RPI	Loss: 93	RECORD	PCT. RANK	GAMES	SCHEDULE	OF SCHEDULE	RPI	RPI	RPI	RPI
DIV. I ONLY	23- 7	42	6- 4	202	99	74	74	13	13	
DIV. I NON-CONF.	10- 3	52	0- 0	159	53	52	52	10	10	
TOTALS	RPI 1-25	RPI 26-50	W-L RECORDS	RPI 51-100	RPI 101-999	RPI 201+				
23- 7	1- 1	1- 1	OVERALL	2- 1	19- 4	11- 0				
12- 2	1- 0	0- 0	HOME	1- 1	10- 1	8- 0				
10- 3	0- 0	1- 1	AWAY	1- 0	8- 2	3- 0				
1- 2	0- 1	0- 0	NEUTRAL	0- 0	1- 1	0- 0				
10- 3	1- 1	1- 0	NON-CONFERENCE	1- 0	7- 2	4- 0				
6- 0	1- 0	0- 0	HOME	1- 0	4- 0	3- 0				
3- 2	0- 0	1- 0	AWAY	0- 0	2- 2	1- 0				
1- 1	0- 1	0- 0	NEUTRAL	0- 0	1- 0	0- 0				
13- 4	0- 0	0- 1	CONFERENCE	1- 1	12- 2	7- 0				
6- 2	0- 0	0- 0	HOME	0- 1	6- 1	5- 0				
7- 1	0- 0	0- 1	AWAY	1- 0	6- 0	2- 0				
0- 1	0- 0	0- 0	NEUTRAL	0- 0	0- 1	0- 0				

RPI	S	Opponent	Score	RPI	S	Opponent	Score	RPI	S	Opponent	Score	RPI	S	Opponent	Score
1	N	UConn	52 104	31	A	Virginia	74 63	78	A	George Washington	54 53	107	A	ETSU	77 81
24	H	Central Mich.	64 61	33	A	Dayton	70 79	83	H	Toledo	73 54	109	H	George Mason	71 64
								84	H	Fordham	43 51	110	H	Saint Francis (PA)	87 68
												121	A	Saint Louis	76 66
												121	N	Saint Louis	65 71
												137	A	Saint Joseph's	61 42
												137	H	Saint Joseph's	50 69
												161	N	N.C. A&T	73 60
												168	A	Charlotte	72 75
												182	A	Pittsburgh	66 53
												185	A	Davison	79 54
												197	A	Richmond	78 70
												224	H	Akron	66 60
												248	H	La Salle	78 50
												258	A	St. Bonaventure	76 73
												258	H	St. Bonaventure	73 59
												276	H	Massachusetts	60 57
												282	A	VCU	70 51
												282	H	VCU	80 71
												287	H	Central Conn. St.	83 58
												335	H	Rhode Island	80 71
												342	H	Iona	80 59
												343	A	Winthrop	81 54
LAST 12 Division I GAMES:															
121	N	Saint Louis	65 71	282	H	VCU	80 71								
258	A	St. Bonaventure	76 73	197	A	Richmond	78 70								
84	H	Fordham	43 51	33	A	Dayton	70 79								
335	H	Rhode Island	80 71	258	H	St. Bonaventure	73 59								
121	A	Saint Louis	76 66	137	A	Saint Joseph's	61 42								
137	H	Saint Joseph's	50 69	109	H	George Mason	71 64								

Non-Div I Games:

Duquesne

Average RPI Win:	223	WON-LOST	WINNING	LAST 10	STRENGTH OF	OPP. STRENGTH	TEAM	ADJ.	CONF.	ADJ CONF.
Average RPI Loss:	83	RECORD	PCT. RANK	GAMES	SCHEDULE	OF SCHEDULE	RPI	RPI	RPI	RPI
DIV. I ONLY	19- 12	105	7- 3	171	98	107	107	17	17	
DIV. I NON-CONF.	6- 8	209	0- 0	175	23	178	178	16	16	

TOTALS	RPI 1-25	RPI 26-50	W-L RECORDS	RPI 51-100	RPI 101-999	RPI 201+				
19- 12	0- 3	0- 3	OVERALL	1- 3	18- 3	11- 2				
9- 3	0- 0	0- 1	HOME	1- 1	8- 1	4- 1				
8- 5	0- 2	0- 1	AWAY	0- 1	8- 1	5- 1				
2- 4	0- 1	0- 1	NEUTRAL	0- 1	2- 1	2- 0				
6- 8	0- 3	0- 0	NON-CONFERENCE	1- 3	5- 2	4- 1				
3- 2	0- 0	0- 0	HOME	1- 1	2- 1	1- 1				
3- 3	0- 2	0- 0	AWAY	0- 1	3- 0	3- 0				
0- 3	0- 1	0- 0	NEUTRAL	0- 1	0- 1	0- 0				
13- 4	0- 0	0- 3	CONFERENCE	0- 0	13- 1	7- 1				
6- 1	0- 0	0- 1	HOME	0- 0	6- 0	3- 0				
5- 2	0- 0	0- 1	AWAY	0- 0	5- 1	2- 1				
2- 1	0- 0	0- 1	NEUTRAL	0- 0	2- 0	2- 0				

RPI 1-25				RPI 26-50				RPI 51-100				RPI 101+ Team's RPI: 107			
RPI	S	Opponent	Score	RPI	S	Opponent	Score	RPI	S	Opponent	Score	RPI	S	Opponent	Score
2	N	Notre Dame	46 77	47	A	Mercer	48 63	65	H	Michigan St.	74 83	103	H	Cincinnati	87 77
9	A	Tennessee	49 87	47	H	Mercer	65 85	74	H	Duquesne	81 77	105	A	Chattanooga	61 55
16	A	NC State	58 70	47	N	Mercer	53 68	80	A	Houston	69 88	105	H	Chattanooga	65 58
								96	N	Western Mi ch.	79 87	112	N	Washington St.	76 80
												156	A	Samford	64 52
												156	H	Samford	76 48
												188	A	Furman	69 57
												188	H	Furman	56 46
												219	A	UNCG	61 65
												219	H	UNCG	60 52
												219	N	UNCG	54 52
												256	H	Northern Ky.	45 57
												264	A	Appalachian St.	70 57
												294	A	Murray St.	96 68
												301	A	Wofford	61 58
												301	H	Wofford	82 53
												301	N	Wofford	78 64
												305	A	Western Caro.	76 46
												305	H	Western Caro.	66 50
												313	H	Tennessee Tech	74 55
												343	A	Winthrop	74 63

LAST 12 Division I GAMES:															
				47	N	Mercer	53 68	301	H	Wofford	82 53				
				219	N	UNCG	54 52	105	A	Chattanooga	61 55				
				301	N	Wofford	78 64	305	A	Western Caro.	76 46				
				47	A	Mercer	48 63	219	A	UNCG	61 65				
				156	A	Samford	64 52	156	H	Samford	76 48				
				188	H	Furman	56 46	47	H	Mercer	65 85				

Non-Div I Games: North Greenville 90 67

ETSU

Average RPI Win:	219	WON-LOST	WINNING	LAST 10	STRENGTH OF	OPP. STRENGTH	TEAM	ADJ.	CONF.	ADJ CONF.
Average RPI Loss:	127	RECORD	PCT. RANK	GAMES	SCHEDULE	OF SCHEDULE	RPI	RPI	RPI	RPI
DIV. I ONLY	16- 15	171	5- 5	223	101	193	193	7	7	
DIV. I NON-CONF.	8- 5	111	0- 0	313	339	245	245	7	7	

TOTALS	RPI 1-25	RPI 26-50	W-L RECORDS	RPI 51-100	RPI 101-999	RPI 201+				
16- 15	0- 3	0- 1	OVERALL	1- 1	15- 10	9- 2				
11- 5	0- 1	0- 0	HOME	1- 0	10- 4	6- 0				
3- 7	0- 0	0- 0	AWAY	0- 1	3- 1	1- 0				
2- 3	0- 1	0- 0	NEUTRAL	0- 0	2- 2	2- 0				
8- 5	0- 0	0- 0	NON-CONFERENCE	0- 0	8- 5	7- 1				
6- 2	0- 0	0- 0	HOME	0- 0	6- 2	5- 0				
1- 1	0- 0	0- 0	AWAY	0- 0	1- 1	1- 1				
1- 2	0- 0	0- 0	NEUTRAL	0- 0	1- 2	1- 0				
8- 10	0- 3	0- 1	CONFERENCE	1- 1	7- 5	2- 1				
5- 3	0- 1	0- 0	HOME	1- 0	4- 2	1- 0				
2- 6	0- 1	0- 1	AWAY	0- 1	2- 3	0- 1				
1- 1	0- 1	0- 0	NEUTRAL	0- 0	1- 0	1- 0				

RPI	S	Opponent	Score	RPI	S	Opponent	Score	RPI	S	Opponent	Score	RPI	S	Opponent	Score	Team's RPI: 193
1	H	UConn	35 96	45	A	UCF	54 75	80	A	Houston	81 97	103	A	Cincinnati	79 70	
14	A	South Fla.	47 88					80	H	Houston	80 78	103	H	Cincinnati	54 66	
14	N	South Fla.	44 80									125	A	Tulane	58 64	
												151	H	Wichita St.	77 67	
												154	H	William & Mary	65 71	
												164	N	Jacksonville St.	73 82	
												168	H	Charlotte	58 55	
												170	N	UTEP	79 93	
												184	H	Temple	64 65	
												192	A	Memphis	36 72	
												192	H	Memphis	75 62	
												195	A	Tulsa	59 57	
												195	H	Tulsa	73 67	
												197	H	Richmond	64 65	
												213	A	SMU	51 65	
												213	H	SMU	76 47	
												213	N	SMU	85 74	
												216	H	Norfolk St.	51 46	
												250	A	UNCW	62 66	
												253	N	Rider	66 63	
												266	H	UMES	64 54	
												300	A	Kennesaw St.	66 56	
												303	H	USC Upstate	66 53	
												320	H	N.C. Central	73 61	
												340	H	Savannah St.	103 37	

LAST 12 Division I GAMES:																
14	N	South Fla.	44 80	192	H	Memphis	75 62	14	A	South Fla.	47 88					
213	N	SMU	85 74	213	H	SMU	76 47									
45	A	UCF	54 75	151	H	Wichita St.	77 67									
184	H	Temple	64 65	103	A	Cincinnati	79 70									
195	A	Tulsa	59 57	125	A	Tulane	58 64									
80	A	Houston	81 97													

Non-Div I Games:

East Carolina

Average RPI Win:	280	WON-LOST	WINNING	LAST 10	STRENGTH OF	OPP. STRENGTH	TEAM	ADJ.	CONF.	ADJ CONF.
Average RPI Loss:	204	RECORD	PCT. RANK	GAMES	SCHEDULE	OF SCHEDULE	RPI	RPI	RPI	RPI
DIV. I ONLY	3- 26	337	1- 9	290	282	345	345	25	25	
DIV. I NON-CONF.	1- 10	327	0- 0	294	295	346	346	27	27	

TOTALS	RPI 1-25	RPI 26-50	W-L RECORDS	RPI 51-100	RPI 101-999	RPI 201+				
3- 26	0- 0	0- 0	OVERALL	0- 3	3- 23	2- 12				
3- 11	0- 0	0- 0	HOME	0- 1	3- 10	2- 6				
0- 14	0- 0	0- 0	AWAY	0- 2	0- 12	0- 6				
0- 1	0- 0	0- 0	NEUTRAL	0- 0	0- 1	0- 0				
1- 10	0- 0	0- 0	NON-CONFERENCE	0- 1	1- 9	1- 3				
1- 4	0- 0	0- 0	HOME	0- 0	1- 4	1- 2				
0- 5	0- 0	0- 0	AWAY	0- 1	0- 4	0- 1				
0- 1	0- 0	0- 0	NEUTRAL	0- 0	0- 1	0- 0				
2- 16	0- 0	0- 0	CONFERENCE	0- 2	2- 14	1- 9				
2- 7	0- 0	0- 0	HOME	0- 1	2- 6	1- 4				
0- 9	0- 0	0- 0	AWAY	0- 1	0- 8	0- 5				
0- 0	0- 0	0- 0	NEUTRAL	0- 0	0- 0	0- 0				

RPI 1-25				RPI 26-50				RPI 51-100				RPI 101+				Team's RPI: 345
RPI	S	Opponent	Score	RPI	S	Opponent	Score	RPI	S	Opponent	Score	RPI	S	Opponent	Score	
								56	A	Bel mont	37 59	104	N	Del aware	37 66	
								56	H	Bel mont	58 86	123	A	Cleveland St.	69 77	
								85	A	Wright St.	46 81	137	A	Saint Joseph's	62 80	
												147	H	Northern Ill.	64 93	
												158	A	UT Martin	57 85	
												158	H	UT Martin	44 72	
												162	A	SIUE	52 62	
												162	H	SIUE	76 72	
												164	H	Jacksonville St.	50 59	
												175	A	Northwestern	40 74	
												190	A	Morehead St.	81 89	
												201	H	North Texas	61 63	
												229	A	Southeast Mo. St.	48 51	
												229	H	Southeast Mo. St.	54 77	
												251	A	Austin Peay	59 69	
												251	H	Austin Peay	66 75	
												269	H	Bradley	52 67	
												291	H	Valparaiso	67 76	
												294	A	Murray St.	61 72	
												294	H	Murray St.	63 70	
												313	H	Tennessee Tech	57 60	
												316	A	Eastern Ky.	51 67	
												326	A	Fort Wayne	77 93	
												330	A	Tennessee St.	68 86	
												330	H	Tennessee St.	66 59	
												349	H	Evansville	79 52	

LAST 12 Division I GAMES:																
				162	H	SIUE	76 72	313	H	Tennessee Tech	57 60					
				294	H	Murray St.	63 70	164	H	Jacksonville St.	50 59					
				158	A	UT Martin	57 85	330	A	Tennessee St.	68 86					
				229	A	Southeast Mo. St.	48 51	56	A	Bel mont	37 59					
				251	H	Austin Peay	66 75	229	H	Southeast Mo. St.	54 77					
				162	A	SIUE	52 62	158	H	UT Martin	44 72					

Non-Div I Games:

Eastern III.

Average RPI Win:	264	WON-LOST	WINNING	LAST 10	STRENGTH OF	OPP. STRENGTH	TEAM	ADJ.	CONF.	ADJ CONF.
Average RPI Loss:	185	RECORD	PCT. RANK	GAMES	SCHEDULE	OF SCHEDULE	RPI	RPI	RPI	RPI
DIV. I ONLY	7- 19	287	1- 9	300	236	316	316	25	25	
DIV. I NON-CONF.	2- 6	280	0- 0	316	68	305	305	27	27	
<hr/>										
TOTALS	RPI 1-25	RPI 26-50	W-L RECORDS	RPI 51-100	RPI 101-999	RPI 201+				
7- 19	0- 0	0- 0	OVERALL	0- 2	7- 17	5- 8				
5- 7	0- 0	0- 0	HOME	0- 1	5- 6	3- 2				
2- 12	0- 0	0- 0	AWAY	0- 1	2- 11	2- 6				
0- 0	0- 0	0- 0	NEUTRAL	0- 0	0- 0	0- 0				
2- 6	0- 0	0- 0	NON-CONFERENCE	0- 0	2- 6	2- 2				
1- 2	0- 0	0- 0	HOME	0- 0	1- 2	1- 0				
1- 4	0- 0	0- 0	AWAY	0- 0	1- 4	1- 2				
0- 0	0- 0	0- 0	NEUTRAL	0- 0	0- 0	0- 0				
5- 13	0- 0	0- 0	CONFERENCE	0- 2	5- 11	3- 6				
4- 5	0- 0	0- 0	HOME	0- 1	4- 4	2- 2				
1- 8	0- 0	0- 0	AWAY	0- 1	1- 7	1- 4				
0- 0	0- 0	0- 0	NEUTRAL	0- 0	0- 0	0- 0				

RPI 1-25				RPI 26-50				RPI 51-100				RPI 101+ Team's RPI: 316			
RPI	S	Opponent	Score	RPI	S	Opponent	Score	RPI	S	Opponent	Score	RPI	S	Opponent	Score
								56	A	Bel mont	62 95	103	A	Cincinnati	53 64
								56	H	Bel mont	55 77	109	A	George Mason	41 64
												113	H	Ohio	57 69
												149	H	Kent St.	57 65
												158	A	UT Martin	49 77
												158	H	UT Martin	54 72
												162	H	SIUE	60 62
												164	A	Jacksonville St.	51 65
												164	H	Jacksonville St.	48 44
												190	A	Morehead St.	51 62
												190	H	Morehead St.	59 56
												207	A	Bowling Green	60 77
												219	H	UNCG	70 59
												224	A	Akron	45 62
												229	A	Southeast Mo. St.	55 69
												229	H	Southeast Mo. St.	52 66
												251	A	Austin Peay	45 59
												294	A	Murray St.	68 75
												305	A	Western Caro.	62 59
												313	A	Tennessee Tech	76 68
												313	H	Tennessee Tech	55 53
												330	A	Tennessee St.	58 69
												330	H	Tennessee St.	58 59
												345	H	Eastern Ill.	67 51
<hr/>															
LAST 12 Division I GAMES:															
				190	A	Morehead St.	51 62	330	H	Tennessee St.	58 59				
				229	H	Southeast Mo. St.	52 66	56	H	Bel mont	55 77				
				330	A	Tennessee St.	58 69	294	A	Murray St.	68 75				
				56	A	Bel mont	62 95	251	A	Austin Peay	45 59				
				190	H	Morehead St.	59 56	164	H	Jacksonville St.	48 44				
				158	H	UT Martin	54 72	313	H	Tennessee Tech	55 53				

Non-Div I Games: Ohio Christian 69 45

Eastern Ky.

Average RPI Win: 188

Average RPI Loss: 121

WON-LOST
RECORDWINNING
PCT. RANKLAST 10
GAMESSTRENGTH OF
SCHEDULEOPP. STRENGTH
OF SCHEDULETEAM
RPIADJ.
RPICONF.
RPIADJ CONF.
RPIDIV. I ONLY
DIV. I NON-CONF.10- 20
3- 7256
2542- 8
0- 0101
328109
334196
308196
3088
88
8

TOTALS

RPI 1-25

RPI 26-50

W-L RECORDS

RPI 51-100

RPI 101-999

RPI 201+

10- 20

0- 4

0- 3

OVERALL

3- 3

7- 10

4- 4

5- 6

0- 1

0- 1

HOME

2- 1

3- 3

2- 1

5- 12

0- 2

0- 2

AWAY

1- 2

4- 6

2- 3

0- 2

0- 1

0- 0

NEUTRAL

0- 0

0- 1

0- 0

3- 7

0- 0

0- 1

NON-CONFERENCE

0- 0

3- 6

3- 3

2- 0

0- 0

0- 0

HOME

0- 0

2- 0

2- 0

1- 6

0- 0

0- 1

AWAY

0- 0

1- 5

1- 3

0- 1

0- 0

0- 0

NEUTRAL

0- 0

0- 1

0- 0

7- 13

0- 4

0- 2

CONFERENCE

3- 3

4- 4

1- 1

3- 6

0- 1

0- 1

HOME

2- 1

1- 3

0- 1

4- 6

0- 2

0- 1

AWAY

1- 2

3- 1

1- 0

0- 1

0- 1

0- 0

NEUTRAL

0- 0

0- 0

0- 0

RPI 1-25

RPI 26-50

RPI 51-100

RPI 101+

Team's RPI: 196

RPI	S	Opponent	Score
19	A	Buffalo	92 97
24	A	Central Mich.	82 95
24	H	Central Mich.	72 95
24	N	Central Mich.	64 67

RPI	S	Opponent	Score
40	A	Minnesota	56 80
44	A	Ball St.	85 91
44	H	Ball St.	63 88

RPI	S	Opponent	Score
77	A	Miami (OH)	74 59
77	H	Miami (OH)	69 73
83	A	Toledo	69 80
83	H	Toledo	70 57
96	A	Western Mich.	66 74
96	H	Western Mich.	69 67

RPI	S	Opponent	Score
113	H	Ohio	73 58
123	A	Cleveland St.	65 77
141	A	Loyola Marymount	64 73
147	A	Northern Ill.	84 77
147	A	Northern Ill.	83 76
147	H	Northern Ill.	75 84
149	A	Kent St.	69 76
149	H	Kent St.	60 67
180	N	Denver	54 60
207	A	Bowling Green	54 52
224	H	Akron	65 77
241	A	Illinois St.	56 65
258	A	St. Bonaventure	51 70
325	A	Detroit Mercy	78 76
331	A	Ill. -Chicago	70 73
336	H	Florida A&M	83 61
344	H	Longwood	73 44

LAST 12 Division I GAMES:

24	N	Central Mich.	64 67	24	A	Central Mich.	82 95
147	A	Northern Ill.	84 77	113	H	Ohio	73 58
44	H	Ball St.	63 88	224	H	Akron	65 77
96	A	Western Mich.	66 74	44	A	Ball St.	85 91
147	H	Northern Ill.	75 84	24	H	Central Mich.	72 95
83	A	Toledo	69 80	19	A	Buffalo	92 97

Non-Div I Games: Rochester College 62 29

Eastern Mich.

Loss, Non-Conf, S Site, H Home A Away N Neutral

Average RPI Win:	232	WON-LOST	WINNING	LAST 10	STRENGTH OF	OPP. STRENGTH	TEAM	ADJ.	CONF.	ADJ CONF.
Average RPI Loss:	105	RECORD	PCT. RANK	GAMES	SCHEDULE	OF SCHEDULE	RPI	RPI	RPI	RPI
DIV. I ONLY	16- 14	153	7- 3	167	148	148	148	19	19	
DIV. I NON-CONF.	4- 7	226	0- 0	45	125	150	150	13	13	

TOTALS	RPI 1-25	RPI 26-50	W-L RECORDS	RPI 51-100	RPI 101-999	RPI 201+				
16- 14	0- 1	0- 3	OVERALL	0- 2	16- 8	10- 2				
10- 3	0- 0	0- 1	HOME	0- 0	10- 2	5- 0				
5- 9	0- 1	0- 2	AWAY	0- 1	5- 5	5- 2				
1- 2	0- 0	0- 0	NEUTRAL	0- 1	1- 1	0- 0				
4- 7	0- 1	0- 1	NON-CONFERENCE	0- 2	4- 3	2- 0				
2- 2	0- 0	0- 0	HOME	0- 0	2- 2	1- 0				
1- 4	0- 1	0- 1	AWAY	0- 1	1- 1	1- 0				
1- 1	0- 0	0- 0	NEUTRAL	0- 1	1- 0	0- 0				
12- 7	0- 0	0- 2	CONFERENCE	0- 0	12- 5	8- 2				
8- 1	0- 0	0- 1	HOME	0- 0	8- 0	4- 0				
4- 5	0- 0	0- 1	AWAY	0- 0	4- 4	4- 2				
0- 1	0- 0	0- 0	NEUTRAL	0- 0	0- 1	0- 0				

RPI 1-25				RPI 26-50				RPI 51-100				RPI 101+ Team's RPI: 148			
RPI	S	Opponent	Score	RPI	S	Opponent	Score	RPI	S	Opponent	Score	RPI	S	Opponent	Score
7	A	Oregon	40 81	32	A	Gonzaga	45 69	62	A	Purdue	40 65	118	A	Portland St.	60 75
				37	A	Northern Colo.	62 68	79	N	Saint Mary's (CA)	56 76	118	H	Portland St.	64 57
				37	H	Northern Colo.	65 70					118	N	Portland St.	73 82
												120	H	Boise St.	57 61
												138	H	Cal Poly	75 72
												143	A	Idaho	71 85
												143	H	Idaho	71 64
												144	H	Idaho St.	66 64
												146	A	Fresno St.	56 81
												150	H	Weber St.	77 68
												155	H	BYU	69 73
												158	N	UT Martin	61 58
												202	A	North Dakota	79 81
												202	H	North Dakota	74 70
												210	A	Montana St.	74 77
												235	A	Montana	75 72
												271	A	Sacramento St.	83 72
												271	H	Sacramento St.	83 76
												290	A	Air Force	65 63
												304	A	Northern Ariz.	98 83
												304	H	Northern Ariz.	82 62
												323	H	Utah Valley	61 41
												328	A	Southern Utah	70 49
												328	H	Southern Utah	58 41
LAST 12 Division I GAMES:															
				118	N	Portland St.	73 82	235	A	Montana	75 72				
				304	A	Northern Ariz.	98 83	143	A	Idaho	71 85				
				328	A	Southern Utah	70 49	118	H	Portland St.	64 57				
				144	H	Idaho St.	66 64	271	H	Sacramento St.	83 76				
				150	H	Weber St.	77 68	37	A	Northern Colo.	62 68				
				210	A	Montana St.	74 77	202	A	North Dakota	79 81				

Non-Div I Games: Multnomah 88 42

Eastern Wash.

Loss,
Non-Conf,
S Site,
H Home
A Away
N Neutral

Average RPI Win:	192	WON-LOST	WINNING	LAST 10	STRENGTH OF	OPP. STRENGTH	TEAM	ADJ.	CONF.	ADJ CONF.
Average RPI Loss:	74	RECORD	PCT. RANK	GAMES	SCHEDULE	OF SCHEDULE	RPI	RPI	RPI	RPI
DIV. I ONLY	22- 7	44	10- 0	109	131	42	42	10	10	
DIV. I NON-CONF.	7- 3	74	0- 0	115	95	53	53	12	12	

TOTALS	RPI 1-25	RPI 26-50	W-L RECORDS	RPI 51-100	RPI 101-999	RPI 201+				
22- 7	0- 2	2- 1	OVERALL	2- 1	18- 3	10- 0				
12- 0	0- 0	1- 0	HOME	1- 0	10- 0	6- 0				
8- 6	0- 0	1- 0	AWAY	0- 0	7- 0	4- 0				
2- 1	0- 1	0- 0	NEUTRAL	1- 0	1- 0	0- 0				
7- 3	0- 2	1- 0	NON-CONFERENCE	1- 0	5- 1	2- 0				
3- 0	0- 0	0- 0	HOME	0- 0	3- 0	2- 0				
3- 2	0- 1	1- 0	AWAY	0- 0	2- 1	0- 0				
1- 1	0- 1	0- 0	NEUTRAL	1- 0	0- 0	0- 0				
15- 4	0- 0	1- 1	CONFERENCE	1- 1	13- 2	8- 0				
9- 0	0- 0	1- 0	HOME	1- 0	7- 0	4- 0				
5- 4	0- 0	0- 1	AWAY	0- 1	5- 2	4- 0				
1- 0	0- 0	0- 0	NEUTRAL	0- 0	1- 0	0- 0				

E
l
o
n

RPI 1-25				RPI 26-50				Team's RPI: 42				RPI 51-100				RPI 101+			
RPI	S	Opponent	Score	RPI	S	Opponent	Score	RPI	S	Opponent	Score	RPI	S	Opponent	Score	RPI	S	Opponent	Score
16	A	NC State	57 70	45	A	UCF	71 57	66	A	James Madison	67 70	104	A	Delaware	66 80				
21	N	Iowa	61 74	46	A	Drexel	56 58	66	H	James Madison	50 43	104	H	Delaware	64 51				
				46	H	Drexel	70 58	94	N	Alabama	60 55	108	A	Wake Forest	51 53				
												139	A	Northeastern	65 46				
												139	H	Northeastern	78 71				
												154	A	William & Mary	75 81				
												154	H	William & Mary	82 61				
												154	N	William & Mary	67 50				
												161	A	N. C. A&T	90 59				
												173	H	Hampton	82 59				
												185	A	Davidson	75 58				
												250	A	UNCW	58 49				
												250	H	UNCW	75 67				
												255	A	Hofstra	72 65				
												255	H	Hofstra	80 55				
												262	A	Col. of Charleston	77 55				
												262	H	Col. of Charleston	97 44				
												280	A	Towson	71 45				
												280	H	Towson	84 61				
												320	H	N. C. Central	78 50				
												343	H	Winthrop	98 37				
LAST 12 Division I GAMES:																			
154	N	William & Mary	67 50	262	H	Col. of Charleston	97 44												
250	A	UNCW	58 49	46	H	Drexel	70 58												
154	H	William & Mary	82 61	66	H	James Madison	50 43												
255	H	Hofstra	80 55	262	A	Col. of Charleston	77 55												
139	A	Northeastern	65 46	280	A	Towson	71 45												
255	A	Hofstra	72 65	46	A	Drexel	56 58												

E
l
o
n

Non-Div I Games: Coker

106 54

E l o n

Average RPI		Win: 294	WON-LOST RECORD	WINNING PCT. RANK	LAST 10 GAMES	STRENGTH OF SCHEDULE	OPP. STRENGTH OF SCHEDULE	TEAM RPI	ADJ. RPI	CONF. RPI	ADJ CONF. RPI
Loss: 213											
DIV. I ONLY		1- 27	348	0- 10		312	299	349	349	24	24
DIV. I NON-CONF.		1- 8	313	0- 0		317	343	347	347	21	21
TOTALS		RPI 1-25		RPI 26-50		W-L RECORDS		RPI 51-100	RPI 101-999	RPI 201+	
1- 27	0- 0			0- 0		OVERALL	0- 6		1- 21	1- 16	
1- 10	0- 0			0- 0		HOME	0- 2		1- 8	1- 5	
0- 16	0- 0			0- 0		AWAY	0- 1		0- 4	0- 3	
0- 1	0- 0			0- 0		NEUTRAL	0- 0		0- 1	0- 1	
1- 8	0- 0			0- 0		NON-CONFERENCE	0- 2		1- 6	1- 5	
1- 1	0- 0			0- 0		HOME	0- 0		1- 1	1- 0	
0- 7	0- 0			0- 0		AWAY	0- 2		0- 5	0- 5	
0- 0	0- 0			0- 0		NEUTRAL	0- 0		0- 0	0- 0	
0- 19	0- 0			0- 0		CONFERENCE	0- 4		0- 15	0- 11	
0- 9	0- 0			0- 0		HOME	0- 2		0- 7	0- 5	
0- 9	0- 0			0- 0		AWAY	0- 2		0- 7	0- 5	
0- 1	0- 0			0- 0		NEUTRAL	0- 0		0- 1	0- 1	

RPI 1-25				RPI 26-50				RPI 51-100				RPI 101+				Team's RPI: 349	
RPI	S	Opponent	Score	RPI	S	Opponent	Score	RPI	S	Opponent	Score	RPI	S	Opponent	Score		
								59	A	Western Ky.	54	92	135	A	UNI	41	65
								70	A	Drake	66	107	135	H	UNI	60	85
								70	H	Drake	50	101	169	A	Southern Ill.	41	66
								86	A	Kentucky	62	100	169	H	Southern Ill.	62	74
								97	A	Missouri St.	51	97	190	H	Morehead St.	75	82
								97	H	Missouri St.	65	95	229	A	Southeast Mo. St.	65	74
													241	A	Illinois St.	44	70
													241	H	Illinois St.	43	67
													251	A	Austin Peay	73	82
													261	A	Indiana St.	48	56
													261	H	Indiana St.	57	66
													269	A	Bradley	47	92
													269	H	Bradley	59	117
													269	N	Bradley	49	77
													291	A	Valparaiso	59	101
													291	H	Valparaiso	54	67
													294	H	Murray St.	89	81
													308	A	Loyola Chicago	63	82
													308	H	Loyola Chicago	47	60
													311	A	Alabama A&M	56	70
													331	A	Ill.-Chicago	77	96
													345	A	Eastern Ill.	52	79
LAST 12 Division I GAMES:																	
								269	N	Bradley	49	77	269	A	Bradley	47	92
								169	A	Southern Ill.	41	66	135	H	UNI	60	85
								97	A	Missouri St.	51	97	70	H	Drake	50	101
								291	H	Valparaiso	54	67	261	H	Indiana St.	57	66
								308	H	Loyola Chicago	47	60	308	A	Loyola Chicago	63	82
								241	A	Illinois St.	44	70	291	A	Valparaiso	59	101

Non-Div I Games:	Oakland City	96	59	Westminster (MO)	79	53
------------------	--------------	----	----	------------------	----	----

Evansville

■ Loss, ■ Non-Conf, S Site, H Home A Away N Neutral

Average RPI Win:	213	WON-LOST	WINNING	LAST 10	STRENGTH OF	OPP. STRENGTH	TEAM	ADJ.	CONF.	ADJ CONF.
Average RPI Loss:	101	RECORD	PCT. RANK	GAMES	SCHEDULE	OF SCHEDULE	RPI	RPI	RPI	RPI
DIV. I ONLY	26- 4	10	9- 1	217	183	52	52	23	23	
DIV. I NON-CONF.	11- 3	45	0- 0	57	43	23	23	22	22	

TOTALS	RPI 1-25	RPI 26-50	W-L RECORDS	RPI 51-100	RPI 101-999	RPI 201+				
26- 4	1- 1	1- 0	OVERALL	4- 1	20- 2	15- 1				
14- 0	0- 0	1- 0	HOME	3- 0	10- 0	8- 0				
10- 2	0- 0	0- 0	AWAY	1- 0	9- 0	7- 0				
2- 2	1- 1	0- 0	NEUTRAL	0- 1	1- 0	0- 0				
11- 3	1- 1	1- 0	NON-CONFERENCE	2- 1	7- 1	4- 0				
5- 0	0- 0	1- 0	HOME	2- 0	2- 0	1- 0				
4- 1	0- 0	0- 0	AWAY	0- 0	4- 1	3- 0				
2- 2	1- 1	0- 0	NEUTRAL	0- 1	1- 0	0- 0				
15- 1	0- 0	0- 0	CONFERENCE	2- 0	13- 1	11- 1				
9- 0	0- 0	0- 0	HOME	1- 0	8- 0	7- 0				
6- 1	0- 0	0- 0	AWAY	1- 0	5- 1	4- 1				
0- 0	0- 0	0- 0	NEUTRAL	0- 0	0- 0	0- 0				

F
G
C
UF
G
C
U

RPI 1-25				RPI 26-50				RPI 51-100				Team's RPI : 52				RPI 101+			
RPI	S	Opponent	Score	RPI	S	Opponent	Score	RPI	S	Opponent	Score	RPI	S	Opponent	Score	RPI	S	Opponent	Score
6	N	Ohio St.	62 104	27	H	South Dakota St.	87 78	51	H	Harvard	65 56	105	A	Chattanooga	61 68				
20	N	DePaul	89 84					56	N	Belmont	65 75	149	N	Kent St.	80 62				
								86	H	Kentucky	70 64	162	H	SIUE	66 49				
								98	A	Jacksonville	65 63	199	A	Siena	63 50				
								98	H	Jacksonville	63 58	200	A	Stetson	74 60				
												200	H	Stetson	80 40				
												224	A	Akron	82 63				
												237	A	North Florida	73 75				
												237	H	North Florida	67 52				
												240	H	Illinois	85 61				
												244	A	Abilene Christian	94 55				
												260	A	Lipscomb	68 54				
												260	H	Lipscomb	88 52				
												260	H	Lipscomb	105 55				
												299	A	FIU	88 52				
												300	A	Kennesaw St.	78 57				
												300	H	Kennesaw St.	78 51				
												303	A	USC Upstate	88 44				
												303	H	USC Upstate	93 60				
												339	A	NJIT	89 43				
												339	H	NJIT	90 66				
												339	H	NJIT	83 62				

				LAST 12 Division I GAMES:															
				260	H	Lipscomb	105 55	303	A	USC Upstate	88 44								
				339	H	NJIT	83 62	237	H	North Florida	67 52								
				200	A	Stetson	74 60	98	A	Jacksonville	65 63								
				300	H	Kennesaw St.	78 51	237	A	North Florida	73 75								
				260	H	Lipscomb	88 52	98	H	Jacksonville	63 58								
				339	A	NJIT	89 43	260	A	Lipscomb	68 54								

Non-Div I Games: Southeastern (FL) 76 66 Ave Maria 99 35 Fla. Memorial 82 43

FGCU

Loss, Non-Conf, S Site, H Home A Away N Neutral

Average RPI Win:	239	WON-LOST	WINNING	LAST 10	STRENGTH OF	OPP. STRENGTH	TEAM	ADJ.	CONF.	ADJ CONF.
Average RPI Loss:	175	RECORD	PCT. RANK	GAMES	SCHEDULE	OF SCHEDULE	RPI	RPI	RPI	RPI
DIV. I ONLY	8- 21	281	2- 8	198	223	299	299	18	18	
DIV. I NON-CONF.	3- 10	285	0- 0	233	267	317	317	20	20	

TOTALS	RPI 1-25	RPI 26-50	W-L RECORDS	RPI 51-100	RPI 101-999	RPI 201+				
8- 21	0- 1	0- 1	OVERALL	1- 4	7- 15	6- 8				
7- 10	0- 1	0- 0	HOME	1- 2	6- 7	5- 2				
1- 11	0- 0	0- 1	AWAY	0- 2	1- 8	1- 6				
0- 0	0- 0	0- 0	NEUTRAL	0- 0	0- 0	0- 0				
3- 10	0- 1	0- 1	NON-CONFERENCE	0- 2	3- 6	3- 4				
3- 6	0- 1	0- 0	HOME	0- 1	3- 4	3- 2				
0- 4	0- 0	0- 1	AWAY	0- 1	0- 2	0- 2				
0- 0	0- 0	0- 0	NEUTRAL	0- 0	0- 0	0- 0				
5- 11	0- 0	0- 0	CONFERENCE	1- 2	4- 9	3- 4				
4- 4	0- 0	0- 0	HOME	1- 1	3- 3	2- 0				
1- 7	0- 0	0- 0	AWAY	0- 1	1- 6	1- 4				
0- 0	0- 0	0- 0	NEUTRAL	0- 0	0- 0	0- 0				

RPI 1-25				RPI 26-50				RPI 51-100				RPI 101+ Team's RPI: 299			
RPI	S	Opponent	Score	RPI	S	Opponent	Score	RPI	S	Opponent	Score	RPI	S	Opponent	Score
14	H	South Fla.	52 82	50	A	Miami (FL)	69 77	52	H	FGCU	52 88	111	H	Middle Tenn.	59 63
								59	A	Western Ky.	47 101	122	H	Bethune-Cookman	59 77
								75	H	UAB	61 71	136	H	Louisiana Tech	57 54
								99	A	Georgetown	56 77	166	H	Clemson	65 67
								100	H	Rice	68 58	168	A	Charlotte	57 80
												170	A	UTEP	70 86
												170	H	UTEP	76 77
												201	H	North Texas	46 92
												214	A	Southern Miss.	74 70
												242	A	Fla. Atlantic	63 67
												242	H	Fla. Atlantic	86 65
												259	A	UTSA	66 69
												268	A	Howard	62 69
												272	A	Morgan St.	51 62
												279	A	Old Dominion	60 68
												285	H	North Dakota St.	68 71
												290	H	Air Force	70 69
												295	H	Vermont	80 70
												311	H	Alabama A&M	51 58
												312	A	Marshall	75 78
												312	H	Marshall	67 54
												322	H	Charleston So.	77 70

LAST 12 Division I GAMES:															
214	A	Southern Miss.	74 70	201	H	North Texas	46 92								
170	A	UTEP	70 86	168	A	Charlotte	57 80								
242	A	Fla. Atlantic	63 67	279	A	Old Dominion	60 68								
242	H	Fla. Atlantic	86 65	312	A	Marshall	75 78								
259	A	UTSA	66 69	75	H	UAB	61 71								
111	H	Middle Tenn.	59 63	136	H	Louisiana Tech	57 54								

Non-Div I Games:

FIU

Average RPI Win:	288	WON-LOST	WINNING	LAST 10	STRENGTH OF	OPP. STRENGTH	TEAM	ADJ.	CONF.	ADJ CONF.
Average RPI Loss:	177	RECORD	PCT. RANK	GAMES	SCHEDULE	OF SCHEDULE	RPI	RPI	RPI	RPI
DIV. I ONLY	13- 17	215	5- 5	327	277	273	273	28	28	
DIV. I NON-CONF.	3- 8	268	0- 0	310	221	310	310	26	26	

TOTALS	RPI 1-25	RPI 26-50	W-L RECORDS	RPI 51-100	RPI 101-999	RPI 201+				
13- 17	0- 0	0- 3	OVERALL	0- 0	13- 14	12- 6				
8- 5	0- 0	0- 2	HOME	0- 0	8- 3	7- 1				
5- 10	0- 0	0- 1	AWAY	0- 0	5- 9	5- 4				
0- 2	0- 0	0- 0	NEUTRAL	0- 0	0- 2	0- 1				
3- 8	0- 0	0- 1	NON-CONFERENCE	0- 0	3- 7	3- 2				
2- 2	0- 0	0- 1	HOME	0- 0	2- 1	2- 0				
1- 5	0- 0	0- 0	AWAY	0- 0	1- 5	1- 2				
0- 1	0- 0	0- 0	NEUTRAL	0- 0	0- 1	0- 0				
10- 9	0- 0	0- 2	CONFERENCE	0- 0	10- 7	9- 4				
6- 3	0- 0	0- 1	HOME	0- 0	6- 2	5- 1				
4- 5	0- 0	0- 1	AWAY	0- 0	4- 4	4- 2				
0- 1	0- 0	0- 0	NEUTRAL	0- 0	0- 1	0- 1				

RPI 1-25				RPI 26-50				RPI 51-100				RPI 101+ Team's RPI: 273			
RPI	S	Opponent	Score	RPI	S	Opponent	Score	RPI	S	Opponent	Score	RPI	S	Opponent	Score
				29	H	Villanova	44 73					124	A	Seton Hall	61 80
				35	A	Quinnipiac	45 77					139	A	Northeastern	43 63
				35	H	Quinnipiac	39 58					154	A	William & Mary	47 57
												157	A	Marist	63 71
												157	H	Marist	34 48
												179	N	New Hampshire	61 71
												197	H	Richmond	67 72
												199	A	Siena	40 51
												199	H	Siena	44 43
												208	A	Lehigh	53 56
												209	A	Boston College	66 58
												232	H	Niagara	59 53
												253	A	Rider	68 57
												253	H	Rider	45 61
												253	N	Rider	64 71
												265	A	Manhattan	44 55
												265	H	Manhattan	55 52
												284	A	Monmouth	65 73
												284	H	Monmouth	61 55
												286	A	Canisius	56 52
												293	H	Mt. St. Mary's	76 65
												335	A	Rhode Island	47 62
												342	A	Iona	78 68
												342	H	Iona	59 39
												347	A	Saint Peter's	62 40
												347	H	Saint Peter's	62 41
												348	H	UMass Lowell	78 67

				LAST 12 Division I GAMES:											
				253	N	Rider	64 71	265	A	Manhattan	44 55				
				342	H	Iona	59 39	342	A	Iona	78 68				
				284	A	Monmouth	65 73	265	H	Manhattan	55 52				
				347	A	Saint Peter's	62 40	35	H	Quinnipiac	39 58				
				199	H	Siena	44 43	253	A	Rider	68 57				
				157	H	Marist	34 48	199	A	Siena	40 51				

Non-Div I Games:

Fairfield

Average RPI		Win: 295	WON-LOST RECORD	WINNING PCT. RANK	LAST 10 GAMES	STRENGTH OF SCHEDULE	OPP. STRENGTH OF SCHEDULE	TEAM RPI	ADJ. RPI	CONF. RPI	ADJ. CONF. RPI
Loss: 203											
DIV. I ONLY			14- 15	188	2- 8	343	332	281	281	29	29
DIV. I NON-CONF.			7- 3	74	0- 0	344	341	244	244	29	29
TOTALS		RPI 1-25		RPI 26-50		W-L RECORDS		RPI 51-100		RPI 101-999	RPI 201+
14- 15	0- 0			0- 1		OVERALL		0- 0		14- 14	13- 8
8- 7	0- 0			0- 0		HOME		0- 0		8- 7	7- 4
6- 8	0- 0			0- 1		AWAY		0- 0		6- 7	6- 4
0- 0	0- 0			0- 0		NEUTRAL		0- 0		0- 0	0- 0
7- 3	0- 0			0- 1		NON-CONFERENCE		0- 0		7- 2	6- 1
5- 1	0- 0			0- 0		HOME		0- 0		5- 1	4- 0
2- 2	0- 0			0- 1		AWAY		0- 0		2- 1	2- 1
0- 0	0- 0			0- 0		NEUTRAL		0- 0		0- 0	0- 0
7- 12	0- 0			0- 0		CONFERENCE		0- 0		7- 12	7- 7
3- 6	0- 0			0- 0		HOME		0- 0		3- 6	3- 4
4- 6	0- 0			0- 0		AWAY		0- 0		4- 6	4- 3
0- 0	0- 0			0- 0		NEUTRAL		0- 0		0- 0	0- 0

[illegible]

Non-Div I Games:	Rutgers-Newark	76	40
------------------	----------------	----	----

Fairleigh Dickinson

Loss, Non-Conf, S Site, H Home A Away N Neutral

Average RPI Win: 261

Average RPI Loss: 162

WON-LOST
RECORDWINNING
PCT. RANKLAST 10
GAMESSTRENGTH OF
SCHEDULEOPP. STRENGTH
OF SCHEDULETEAM
RPIADJ.
RPICONF.
RPIADJ CONF.
RPIDIV. I ONLY
DIV. I NON-CONF.13- 15
6- 5203
1533- 7
0- 0269
284225
298242
229242
22918
2018
20

TOTALS

RPI 1-25

RPI 26-50

W-L RECORDS

RPI 51-100

RPI 101-999

RPI 201+

13- 15

0- 0

0- 1

OVERALL

0- 4

13- 10

11- 5

9- 5

0- 0

0- 1

HOME

0- 1

9- 3

7- 1

4- 8

0- 0

0- 0

AWAY

0- 3

4- 5

4- 2

0- 2

0- 0

0- 0

NEUTRAL

0- 0

0- 2

0- 2

6- 5

0- 0

0- 1

NON-CONFERENCE

0- 1

6- 3

6- 2

4- 2

0- 0

0- 1

HOME

0- 0

4- 1

4- 1

2- 2

0- 0

0- 0

AWAY

0- 1

2- 1

2- 0

0- 1

0- 0

0- 0

NEUTRAL

0- 0

0- 1

0- 1

7- 10

0- 0

0- 0

CONFERENCE

0- 3

7- 7

5- 3

5- 3

0- 0

0- 0

HOME

0- 1

5- 2

3- 0

2- 6

0- 0

0- 0

AWAY

0- 2

2- 4

2- 2

0- 1

0- 0

0- 0

NEUTRAL

0- 0

0- 1

0- 1

RPI 1-25

RPI 26-50

RPI 51-100

RPI 101+

Team's RPI: 242

RPI S Opponent Score

RPI S Opponent Score

RPI S Opponent Score

RPI S Opponent Score

47 H Mercer 55 66

59 A Western Ky. 63 82

111 H Middle Tenn. 65 69

60 A Nebraska 69 86

136 H Louisiana Tech 86 72

75 A UAB 57 90

142 A Colorado 69 76

100 H Rice 53 67

168 A Charlotte 69 83

170 A UTEP 70 75

170 H UTEP 72 66

201 H North Texas 51 65

207 N Bowling Green 55 66

214 H Southern Miss. 89 74

237 H North Florida 83 75

247 H Grand Canyon 73 77

259 A UTSA 99 65

259 N UTSA 71 83

261 A Indiana St. 66 58

274 H St. Francis Brooklyn 80 60

279 A Old Dominion 54 59

283 H UMKC 65 55

299 A FIU 65 86

299 H FIU 67 63

306 A Georgia St. 82 50

312 A Marshall 62 55

312 H Marshall 79 59

333 H Delaware St. 90 67

LAST 12 Division I GAMES:

259 N UTSA 71 83

279 A Old Dominion 54 59

168 A Charlotte 69 83

201 H North Texas 51 65

312 A Marshall 62 55

111 H Middle Tenn. 65 69

299 H FIU 67 63

59 A Western Ky. 63 82

214 H Southern Miss. 89 74

75 A UAB 57 90

299 A FIU 65 86

259 A UTSA 99 65

F
l
a
·
A
t
l
a
n
t
i
cF
l
a
·
A
t
l
a
n
t
i
c

Non-Div I Games:

Fla. Atlantic

Loss, Non-Conf, S Site, H Home A Away N Neutral

Average RPI Win:	202	WON-LOST	WINNING	LAST 10	STRENGTH OF	OPP. STRENGTH	TEAM	ADJ.	CONF.	ADJ CONF.
Average RPI Loss:	68	RECORD	PCT. RANK	GAMES	SCHEDULE	OF SCHEDULE	RPI	RPI	RPI	RPI
DIV. I ONLY	11- 19	241	1- 9	57	49	178	178	2	2	
DIV. I NON-CONF.	8- 5	111	0- 0	197	135	180	180	2	2	

TOTALS	RPI 1-25	RPI 26-50	W-L RECORDS	RPI 51-100	RPI 101-999	RPI 201+				
11- 19	0- 8	1- 3	OVERALL	1- 2	9- 6	4- 1				
7- 10	0- 4	0- 2	HOME	1- 2	6- 2	3- 1				
2- 7	0- 4	1- 1	AWAY	0- 0	1- 2	0- 0				
2- 2	0- 0	0- 0	NEUTRAL	0- 0	2- 2	1- 0				
8- 5	0- 2	1- 0	NON-CONFERENCE	1- 0	6- 3	4- 1				
5- 4	0- 2	0- 0	HOME	1- 0	4- 2	3- 1				
1- 0	0- 0	1- 0	AWAY	0- 0	0- 0	0- 0				
2- 1	0- 0	0- 0	NEUTRAL	0- 0	2- 1	1- 0				
3- 14	0- 6	0- 3	CONFERENCE	0- 2	3- 3	0- 0				
2- 6	0- 2	0- 2	HOME	0- 2	2- 0	0- 0				
1- 7	0- 4	0- 1	AWAY	0- 0	1- 2	0- 0				
0- 1	0- 0	0- 0	NEUTRAL	0- 0	0- 1	0- 0				

RPI	S	Opponent	Score	RPI	S	Opponent	Score	RPI	S	Opponent	Score	RPI	S	Opponent	Score	Team's RPI: 178
5	A	Mississippi St.	53 90	26	A	Georgia	43 63	86	H	Kentucky	53 56	102	A	Auburn	55 84	
5	H	Mississippi St.	50 98	26	H	Georgia	57 66	94	H	Alabama	54 63	105	H	Chattanooga	60 65	
6	H	Ohio St.	77 103	28	H	LSU	59 66	98	H	Jacksonville	69 59	137	H	Saint Joseph's	71 51	
8	H	Florida St.	54 84	34	A	Oklahoma	80 61					145	A	Arkansas	65 51	
9	H	Tennessee	42 70									153	H	Vanderbilt	88 71	
11	A	South Carolina	57 64									163	A	Ole Miss	75 78	
15	A	Texas A&M	80 85									163	H	Ole Miss	61 60	
23	A	Missouri	64 66									163	N	Ole Miss	43 48	
												197	N	Richmond	87 80	
												200	N	Stetson	71 85	
												222	H	Arkansas St.	69 70	
												306	H	Georgia St.	82 66	
												312	H	Marshall	74 69	
												333	H	Delaware St.	85 51	
												340	N	Savannah St.	90 40	

LAST 12 Division I GAMES:																
163	N	Ole Miss	43 48	5	H	Mississippi St.	50 98									
26	A	Georgia	43 63	23	A	Missouri	64 66									
9	H	Tennessee	42 70	26	H	Georgia	57 66									
153	H	Vanderbilt	88 71	5	A	Mississippi St.	53 90									
15	A	Texas A&M	80 85	163	H	Ole Miss	61 60									
11	A	South Carolina	57 64	145	A	Arkansas	65 51									

Non-Div I Games:

Florida

[illegible]

Average RPI Win:	119	WON-LOST	WINNING	LAST 10	STRENGTH OF	OPP. STRENGTH	TEAM	ADJ.	CONF.	ADJ CONF.
Average RPI Loss:	14	RECORD	PCT. RANK	GAMES	SCHEDULE	OF SCHEDULE	RPI	RPI	RPI	RPI
DIV. I ONLY	25- 6	22	7- 3	12	20	8	8	1	1	
DIV. I NON-CONF.	12- 1	6	0- 0	27	94	5	5	1	1	

TOTALS	RPI 1-25	RPI 26-50	W-L RECORDS	RPI 51-100	RPI 101-999	RPI 201+				
25- 6	2- 5	5- 1	OVERALL	5- 0	13- 0	4- 0				
13- 1	0- 1	2- 0	HOME	4- 0	7- 0	3- 0				
11- 4	2- 3	2- 1	AWAY	1- 0	6- 0	1- 0				
1- 1	0- 1	1- 0	NEUTRAL	0- 0	0- 0	0- 0				
12- 1	1- 1	1- 0	NON-CONFERENCE	3- 0	7- 0	3- 0				
6- 0	0- 0	0- 0	HOME	2- 0	4- 0	2- 0				
6- 1	1- 1	1- 0	AWAY	1- 0	3- 0	1- 0				
0- 0	0- 0	0- 0	NEUTRAL	0- 0	0- 0	0- 0				
13- 5	1- 4	4- 1	CONFERENCE	2- 0	6- 0	1- 0				
7- 1	0- 1	2- 0	HOME	2- 0	3- 0	1- 0				
5- 3	1- 2	1- 1	AWAY	0- 0	3- 0	0- 0				
1- 1	0- 1	1- 0	NEUTRAL	0- 0	0- 0	0- 0				

RPI	S	Opponent	Score	RPI	S	Opponent	Score	RPI	S	Opponent	Score	RPI	S	Opponent	Score
2	H	Notre Dame	69 100	31	H	Virginia	77 62	55	H	Arizona St.	77 66	108	A	Wake Forest	81 79
2	N	Notre Dame	80 90	35	A	Syracuse	69 76	66	A	James Madison	79 63	117	H	North Carolina	103 65
3	A	Louisville	50 49	48	A	Creighton	92 82	67	H	Virginia Tech	107 62	156	H	Samford	87 62
12	A	Texas	72 87	50	A	Miami (FL)	91 71	68	H	Georgia Tech	64 61	164	A	Jacksonville St.	75 51
16	A	NC State	56 65	50	H	Miami (FL)	105 67	98	H	Jacksonville	82 50	166	A	Clemson	69 47
18	A	Duke	66 79	50	N	Miami (FL)	73 69					166	H	Clemson	91 43
21	A	Iowa	94 93									178	A	Florida	84 54























































LAST 12 Division I GAMES:															
		2 N Notre Dame	80 90			50 A Miami (FL)	91 71								
		50 N Miami (FL)	73 69			31 H Virginia	77 62								
		68 H Georgia Tech	64 61			182 A Pittsburgh	66 59								
		209 H Boston College	67 39			16 A NC State	56 65								
		18 A Duke	66 79			2 H Notre Dame	69 100								
		166 H Clemson	91 43			3 A Louisville	50 49								

Non-Div I Games:

Florida St.

Average RPI Win: 191	WON-LOST RECORD	WINNING PCT. RANK	LAST 10 GAMES	STRENGTH OF SCHEDULE	OPP. STRENGTH OF SCHEDULE	TEAM RPI	ADJ. RPI	CONF. RPI	ADJ CONF. RPI
Average RPI Loss: 95									
DIV. I ONLY	22- 9	61	6- 4	162	111	84	84	13	13
DIV. I NON-CONF.	9- 4	82	0- 0	127	74	70	70	10	10

TOTALS	RPI 1-25	RPI 26-50	W-L RECORDS	RPI 51-100	RPI 101-999	RPI 201+			
22- 9	0- 1	1- 2	OVERALL	5- 2	16- 4	9- 1			
14- 3	0- 1	1- 1	HOME	3- 0	10- 1	6- 0			
8- 5	0- 0	0- 1	AWAY	2- 2	6- 2	3- 1			
0- 1	0- 0	0- 0	NEUTRAL	0- 0	0- 1	0- 0			
9- 4	0- 1	1- 0	NON-CONFERENCE	3- 2	5- 1	3- 1			
7- 1	0- 1	1- 0	HOME	2- 0	4- 0	2- 0			
2- 3	0- 0	0- 0	AWAY	1- 2	1- 1	1- 1			
0- 0	0- 0	0- 0	NEUTRAL	0- 0	0- 0	0- 0			
13- 5	0- 0	0- 2	CONFERENCE	2- 0	11- 3	6- 0			
7- 2	0- 0	0- 1	HOME	1- 0	6- 1	4- 0			
6- 2	0- 0	0- 1	AWAY	1- 0	5- 1	2- 0			
0- 1	0- 0	0- 0	NEUTRAL	0- 0	0- 1	0- 0			

RPI S Opponent Score	RPI S Opponent Score	RPI S Opponent Score	RPI S Opponent Score
10  UCLA 30 	33  Dayton 54 	64  UC Davis 70 62	109  George Mason 67 62
	33  Dayton 62 	73  St. John's (NY) 67 64	121  Saint Louis 85 
	37  Northern Colo. 48 33	74  Duquesne 51 43	121  Saint Louis 66 63
		78  George Washington 61 50	130  Hartford 69 44
		82  Albany (NY) 52 	137  Saint Joseph's 50 
		92  Bucknell 71 62	137 N Saint Joseph's 49 
		93  Penn St. 60 	182  Pittsburgh 58 55
			185  Davidson 58 45
			185  Davidson 66 58
			197  Richmond 43 38
			209  Boston College 52 
			248  La Salle 66 45
			258  St. Bonaventure 72 48
			265  Manhattan 54 48
			276  Massachusetts 62 51
			282  VCU 64 54
			324  UMBC 55 46
			335  Rhode Island 75 53
			335  Rhode Island 76 64
			342  Iona 78 48
LAST 12 Division I GAMES:			
137 N Saint Joseph's 49 	185  Davidson 58 45		
335  Rhode Island 75 53	335  Rhode Island 76 64		
137  Saint Joseph's 50 	121  Saint Louis 85 		
74  Duquesne 51 43	109  George Mason 67 62		
33  Dayton 54 	258  St. Bonaventure 72 48		
248  La Salle 66 45	197  Richmond 43 38		

Non-Div I Games:

Fordham

Average RPI Win: 299	WON-LOST RECORD	WINNING PCT. RANK	LAST 10 GAMES	STRENGTH OF SCHEDULE	OPP. STRENGTH OF SCHEDULE	TEAM RPI	ADJ. RPI	CONF. RPI	ADJ CONF. RPI
Average RPI Loss: 158									
DIV. I ONLY	3- 22	332	0- 10	168	207	326	326	12	12
DIV. I NON-CONF.	2- 8	290	0- 0	295	315	337	337	17	17

TOTALS	RPI 1-25	RPI 26-50	W-L RECORDS	RPI 51-100	RPI 101-999	RPI 201+			
3- 22	0- 0	0- 3	OVERALL	0- 4	3- 15	3- 8			
3- 8	0- 0	0- 1	HOME	0- 1	3- 6	3- 2			
0- 13	0- 0	0- 2	AWAY	0- 2	0- 9	0- 6			
0- 1	0- 0	0- 0	NEUTRAL	0- 1	0- 0	0- 0			
2- 8	0- 0	0- 1	NON-CONFERENCE	0- 1	2- 6	2- 5			
2- 2	0- 0	0- 0	HOME	0- 0	2- 2	2- 1			
0- 6	0- 0	0- 1	AWAY	0- 1	0- 4	0- 4			
0- 0	0- 0	0- 0	NEUTRAL	0- 0	0- 0	0- 0			
1- 14	0- 0	0- 2	CONFERENCE	0- 3	1- 9	1- 3			
1- 6	0- 0	0- 1	HOME	0- 1	1- 4	1- 1			
0- 7	0- 0	0- 1	AWAY	0- 1	0- 5	0- 2			
0- 1	0- 0	0- 0	NEUTRAL	0- 1	0- 0	0- 0			

RPI S Opponent	Score	RPI S Opponent	Score	RPI S Opponent	Score	RPI S Opponent	Score	Team's RPI: 326
27 A South Dakota St.	49 105	56 A Belmont	42 74	101 A Western Ill.	44 91			
27 H South Dakota St.	55 77	58 A South Dakota	43 85	101 H Western Ill.	64 100			
38 A Michigan	45 77	58 H South Dakota	60 79	131 H Milwaukee	48 60			
		58 N South Dakota	32 83	174 A Oral Roberts	45 66			
				174 H Oral Roberts	48 73			
				180 A Denver	65 86			
				180 H Denver	55 73			
				220 A Coastal Caro.	58 67			
				226 A Xavier	50 62			
				240 A Illinois	50 64			
				245 A Omaha	61 77			
				245 H Omaha	76 65			
				285 A North Dakota St.	56 72			
				285 H North Dakota St.	52 66			
				291 A Valparaiso	50 68			
				308 H Loyola Chicago	79 70			
				331 H Ill. - Chicago	51 67			
				345 H Eastern Ill.	93 77			
LAST 12 Division I GAMES:								
58 N South Dakota	32 83	174 A Oral Roberts	45 66					
27 H South Dakota St.	55 77	27 A South Dakota St.	49 105					
285 H North Dakota St.	52 66	285 A North Dakota St.	56 72					
245 A Omaha	61 77	101 A Western Ill.	44 91					
58 H South Dakota	60 79	58 A South Dakota	43 85					
180 A Denver	65 86	245 H Omaha	76 65					

Non-Div I Games: Quincy 73 72 Maryville (MO) 70 76 Findlay 55 75 Fort Wayne

Average RPI Win: 200		WON-LOST	WINNING	LAST 10	STRENGTH OF		OPP. STRENGTH	TEAM	ADJ.	CONF.	ADJ CONF.
Loss: 142		RECORD	PCT. RANK	GAMES	SCHEDULE		OF SCHEDULE	RPI	RPI	RPI	RPI
DIV. I ONLY		16- 14	153	6- 4	144		153	146	146	16	16
DIV. I NON-CONF.		5- 6	187	0- 0	119		250	182	182	14	14
TOTALS		RPI 1-25	RPI 26-50	W-L RECORDS		RPI 51-100	RPI 101-999	RPI 201+			
16- 14	0- 0		0- 0	OVERALL		2- 5	14- 9	8- 3			
11- 4	0- 0		0- 0	HOME		1- 3	10- 1	5- 1			
5- 9	0- 0		0- 0	AWAY		1- 2	4- 7	3- 2			
0- 1	0- 0		0- 0	NEUTRAL		0- 0	0- 1	0- 0			
5- 6	0- 0		0- 0	NON-CONFERENCE		0- 1	5- 5	2- 2			
4- 2	0- 0		0- 0	HOME		0- 1	4- 1	1- 1			
1- 4	0- 0		0- 0	AWAY		0- 0	1- 4	1- 1			
0- 0	0- 0		0- 0	NEUTRAL		0- 0	0- 0	0- 0			
11- 8	0- 0		0- 0	CONFERENCE		2- 4	9- 4	6- 1			
7- 2	0- 0		0- 0	HOME		1- 2	6- 0	4- 0			
4- 5	0- 0		0- 0	AWAY		1- 2	3- 3	2- 1			
0- 1	0- 0		0- 0	NEUTRAL		0- 0	0- 1	0- 0			

RPI 1-25				RPI 26-50				RPI 51-100				RPI 101+				Team's RPI: 146	
RPI	S	Opponent	Score	RPI	S	Opponent	Score	RPI	S	Opponent	Score	RPI	S	Opponent	Score		
								55	H	Ari zona St.	49	81	115	A	Col orado St.	75	64
								76	A	Wyomi ng	57	74	115	H	Col orado St.	56	45
								76	H	Wyomi ng	60	47	115	N	Col orado St.	55	71
								88	A	New Mexi co	75	88	120	A	Boise St.	66	75
								88	H	New Mexi co	89	93	128	A	San Franci sco	62	70
								91	A	UNLV	74	72	132	A	Texas St.	59	76
								91	H	UNLV	58	73	148	H	Eastern Wash.	81	56
													150	H	Weber St.	81	78
													171	A	Nevada	73	90
													171	H	Nevada	68	55
													177	A	UT Arl ington	54	67
													186	H	Paci fi c	81	70
													205	A	UC Santa Barbara	64	57
													206	A	CSUN	72	85
													230	H	UC Ri versi de	56	68
													235	H	Montana	61	58
													270	A	San Diego St.	66	60
													270	H	San Diego St.	64	53
													277	H	San Jose St.	81	71
													290	A	Air Force	64	58
													290	H	Air Force	64	48
													315	A	Utah St.	52	60
													315	H	Utah St.	57	56
LAST 12 Division I GAMES:																	
				115	N	Col orado St.	55	71	270	A	San Diego St.	66	60				
				88	H	New Mexi co	89	93	76	H	Wyomi ng	60	47				
				76	A	Wyomi ng	57	74	171	H	Nevada	68	55				
				91	H	UNLV	58	73	290	H	Air Force	64	48				
				115	A	Col orado St.	75	64	315	A	Utah St.	52	60				
				277	H	San Jose St.	81	71	91	A	UNLV	74	72				

Non-Div I Games:

Fresno St.

Loss, Non-Conf, S Site, H Home A Away N Neutral

Average RPI Win: 224
Average RPI Loss: 153

WON-LOST
RECORD

WINNING
PCT. RANK

LAST 10
GAMES

STRENGTH OF
SCHEDULE

OPP. STRENGTH
OF SCHEDULE

TEAM
RPI

ADJ.
RPI

CONF.
RPI

ADJ CONF.
RPI

DIV. I ONLY	14- 13	163	4- 5	271	138	188	188	17	17
DIV. I NON-CONF.	7- 5	132	0- 0	292	190	165	165	16	16
<hr/>									
TOTALS	RPI 1-25	RPI 26-50	W-L RECORDS	RPI 51-100	RPI 101-999	RPI 201+			
14- 13	0- 0	0- 3	OVERALL	0- 0	14- 10	9- 5			
9- 2	0- 0	0- 1	HOME	0- 0	9- 1	6- 0			
4- 9	0- 0	0- 0	AWAY	0- 0	4- 3	3- 2			
1- 2	0- 0	0- 0	NEUTRAL	0- 0	1- 2	0- 1			
7- 5	0- 0	0- 1	NON-CONFERENCE	0- 0	7- 4	5- 3			
4- 0	0- 0	0- 0	HOME	0- 0	4- 0	3- 0			
2- 4	0- 0	0- 1	AWAY	0- 0	2- 3	2- 2			
1- 1	0- 0	0- 0	NEUTRAL	0- 0	1- 1	0- 1			
7- 8	0- 0	0- 2	CONFERENCE	0- 0	7- 6	4- 2			
5- 2	0- 0	0- 1	HOME	0- 0	5- 1	3- 0			
2- 5	0- 0	0- 1	AWAY	0- 0	2- 4	1- 2			
0- 1	0- 0	0- 0	NEUTRAL	0- 0	0- 1	0- 0			

RPI S Opponent	Score	RPI S Opponent	Score	RPI S Opponent	Score	RPI S Opponent	Score	Team's RPI: 188
26 A Georgi a	44 79	105 A Chattanooga	50 45			105 H Chattanooga	58 57	
47 A Mercer	53 65	107 A ETSU	46 56			107 H ETSU	57 69	
47 H Mercer	64 86	113 N Ohio	70 68			117 A North Carolina	56 84	
		156 A Samford	58 62			156 H Samford	45 41	
		156 N Samford	58 59			185 H Davidson	65 62	
		219 A UNCG	74 76			219 H UNCG	55 54	
		219 H UNCG	55 54			223 A UNC Asheville	71 63	
		226 N Xavier	62 75			228 A Gardner-Webb	57 71	
		246 A Presbyterian	75 76			250 H UNCW	76 71	
		262 H Col. of Charleston	72 58			300 H Kennesaw St.	78 59	
		301 A Wofford	48 79			301 H Wofford	63 57	
		303 A USC Upstate	80 59			305 A Western Caro.	68 59	
		305 H Western Caro.	66 46			305 H Western Caro.	66 46	
LAST 12 Division I GAMES:								
156 N Samford	58 59	156 A Samford	58 62					
301 H Wofford	63 57	47 A Mercer	53 65					
107 A ETSU	46 56	301 A Wofford	48 79					
105 A Chattanooga	50 45	105 H Chattanooga	58 57					
305 H Western Caro.	66 46	107 H ETSU	57 69					
219 H UNCG	55 54	219 A UNCG	74 76					

Non-Div I Games:

Pfeiffer

102 51

Bob Jones

93 46

Converse

80 41

Furman

Average RPI Win:	277	WON-LOST	WINNING	LAST 10	STRENGTH OF	OPP. STRENGTH	TEAM	ADJ.	CONF.	ADJ CONF.
Average RPI Loss:	177	RECORD	PCT. RANK	GAMES	SCHEDULE	OF SCHEDULE	RPI	RPI	RPI	RPI
DIV. I ONLY	3- 25	334	1- 9	151	303	327	327	22	22	
DIV. I NON-CONF.	1- 8	313	0- 0	120	333	286	286	23	23	

TOTALS	RPI 1-25	RPI 26-50	W-L RECORDS	RPI 51-100	RPI 101-999	RPI 201+				
3- 25	0- 0	0- 2	OVERALL	0- 4	3- 19	2- 8				
2- 12	0- 0	0- 0	HOME	0- 3	2- 9	1- 4				
1- 12	0- 0	0- 2	AWAY	0- 1	1- 9	1- 4				
0- 1	0- 0	0- 0	NEUTRAL	0- 0	0- 1	0- 0				
1- 8	0- 0	0- 2	NON-CONFERENCE	0- 2	1- 4	1- 2				
0- 5	0- 0	0- 0	HOME	0- 2	0- 3	0- 2				
1- 3	0- 0	0- 2	AWAY	0- 0	1- 1	1- 0				
0- 0	0- 0	0- 0	NEUTRAL	0- 0	0- 0	0- 0				
2- 17	0- 0	0- 0	CONFERENCE	0- 2	2- 15	1- 6				
2- 7	0- 0	0- 0	HOME	0- 1	2- 6	1- 2				
0- 9	0- 0	0- 0	AWAY	0- 1	0- 8	0- 4				
0- 1	0- 0	0- 0	NEUTRAL	0- 0	0- 1	0- 0				

























































RPI	S	Opponent	Score	RPI	S	Opponent	Score	RPI	S	Opponent	Score	RPI	S	Opponent	Score	Team's RPI: 327
45	A	UCF	38 62	81	H	IUPUI	52 72	132	A	Texas St.	51 60	160	H	Louisiana	81 88	
47	A	Mercer	45 72	94	H	Alabama	36 84	132	H	Texas St.	56 81	160	N	Louisiana	81 88	
				95	A	Little Rock	52 92	160	H	Louisiana	48 58	161	A	N.C. A&T	49 60	
				95	H	Little Rock	34 64	167	A	Troy	47 88	167	A	Troy	80 95	
								176	A	South Ala.	52 79	176	H	South Ala.	74 81	
								177	A	UT Arlington	49 70	177	A	UT Arlington	73 68	
								187	H	Stony Brook	49 68	220	A	Coastal Caro.	51 54	
								222	A	Arkansas St.	48 69	222	H	Arkansas St.	62 71	
								264	A	Appalachian St.	56 87	300	H	Kennesaw St.	58 60	
								306	A	Georgia St.	56 71	306	H	Georgia St.	58 66	
								317	A	South Carolina St.	61 58	338	H	La.-Monroe	75 45	
								340	H	Savannah St.	67 71					
LAST 12 Division I GAMES:																
160	N	Louisiana	81 88	160	H	Louisiana	48 58	338	H	La.-Monroe	75 45	222	A	Arkansas St.	48 69	
167	H	Troy	80 95	95	A	Little Rock	52 92	177	A	UT Arlington	73 68	132	H	Texas St.	56 81	
176	H	South Ala.	74 81	177	A	UT Arlington	49 70	306	H	Georgia St.	58 66					

Non-Div I Games: Coastal Ga. 68 63 Thomas (GA) 79 51

Ga. Southern

Average RPI Win:	278	WON-LOST	WINNING	LAST 10	STRENGTH OF	OPP. STRENGTH	TEAM	ADJ.	CONF.	ADJ CONF.
Average RPI Loss:	173	RECORD	PCT. RANK	GAMES	SCHEDULE	OF SCHEDULE	RPI	RPI	RPI	RPI
DIV. I ONLY	16- 12	129	5- 5	330	301	228	228	27	27	
DIV. I NON-CONF.	7- 2	51	0- 0	301	218	125	125	28	28	

TOTALS	RPI 1-25	RPI 26-50	W-L RECORDS	RPI 51-100	RPI 101-999	RPI 201+				
16- 12	0- 0	0- 1	OVERALL	0- 3	16- 8	11- 6				
9- 5	0- 0	0- 1	HOME	0- 1	9- 3	6- 3				
6- 7	0- 0	0- 0	AWAY	0- 0	6- 3	4- 1				
1- 0	0- 0	0- 0	NEUTRAL	0- 0	1- 0	1- 0				
7- 2	0- 0	0- 1	NON-CONFERENCE	0- 1	7- 0	4- 0				
4- 1	0- 0	0- 1	HOME	0- 0	4- 0	3- 0				
3- 1	0- 0	0- 0	AWAY	0- 1	3- 0	1- 0				
0- 0	0- 0	0- 0	NEUTRAL	0- 0	0- 0	0- 0				
9- 10	0- 0	0- 0	CONFERENCE	0- 2	9- 8	7- 6				
5- 4	0- 0	0- 0	HOME	0- 1	5- 3	3- 3				
3- 6	0- 0	0- 0	AWAY	0- 1	3- 5	3- 3				
1- 0	0- 0	0- 0	NEUTRAL	0- 0	1- 0	1- 0				

RPI 1-25	RPI 26-50	RPI 51-100	RPI 101+	Team's RPI: 228
RPI S Opponent Score	RPI S Opponent Score	RPI S Opponent Score	RPI S Opponent Score	Score
	45  UCF 30  65	86  Kentucky 34  72	134  Radford 46  66	
		87  Liberty 41  59	134  Radford 69 53	
		87  Liberty 60  85	185  Davi dson 70 65	
			188  Furman 71 57	
			190  Morehead St. 68 60	
			191  High Point 80  83	
			191  High Point 54 47	
			223  UNC Asheville 60  62	
			223  UNC Asheville 60  61	
			246  Presbyterian 69  72	
			246  Presbyterian 50  60	
			254  Campbel l 55  63	
			254  Campbel l 44  73	
			293  Mt. St. Mary's 75 67	
			301  Wofford 73 55	
			303  USC Upstate 60 39	
			305  Western Caro. 70 67	
			322  Charleston So. 75 59	
			322  Charleston So. 68 52	
			343  Winthrop 66 59	
			343  Winthrop 68 55	
			343 N Winthrop 68 57	
			344  Longwood 61 54	
			344  Longwood 52 41	
LAST 12 Division I GAMES:				
343 N Winthrop 68 57	344  Longwood 52 41			
223  UNC Asheville 60  62	343  Winthrop 68 55			
254  Campbel l 55  63	87  Li berty 41  59			
191  High Point 54 47	134  Radford 46  66			
246  Presbyterian 50  60	223  UNC Asheville 60  61			
322  Charleston So. 75 59	343  Winthrop 66 59			

Non-Div I Games: Montreat 83 26 Pfeiffer 72 53 Converse 82 59

Gardner-Webb

Average RPI Win:	236	WON-LOST	WINNING	LAST 10	STRENGTH OF	OPP. STRENGTH	TEAM	ADJ.	CONF.	ADJ CONF.
Average RPI Loss:	76	RECORD	PCT. RANK	GAMES	SCHEDULE	OF SCHEDULE	RPI	RPI	RPI	RPI
DIV. I ONLY	23- 9	59	7- 3	267	137	109	109	13	13	
DIV. I NON-CONF.	11- 3	45	0- 0	261	260	87	87	10	10	

TOTALS	RPI 1-25	RPI 26-50	W-L RECORDS	RPI 51-100	RPI 101-999	RPI 201+				
23- 9	0- 0	0- 2	OVERALL	2- 6	21- 1	17- 0				
16- 2	0- 0	0- 0	HOME	1- 2	15- 0	12- 0				
6- 6	0- 0	0- 0	AWAY	0- 1	6- 1	5- 0				
1- 1	0- 0	0- 0	NEUTRAL	1- 1	0- 0	0- 0				
11- 3	0- 0	0- 1	NON-CONFERENCE	2- 1	9- 1	9- 0				
9- 0	0- 0	0- 0	HOME	1- 0	8- 0	8- 0				
1- 3	0- 0	0- 1	AWAY	0- 1	1- 1	1- 0				
1- 0	0- 0	0- 0	NEUTRAL	1- 0	0- 0	0- 0				
12- 6	0- 0	0- 1	CONFERENCE	0- 5	12- 0	8- 0				
7- 2	0- 0	0- 0	HOME	0- 2	7- 0	4- 0				
5- 3	0- 0	0- 1	AWAY	0- 2	5- 0	4- 0				
0- 1	0- 0	0- 0	NEUTRAL	0- 1	0- 0	0- 0				

RPI S Opponent	Score	RPI S Opponent	Score	RPI S Opponent	Score	RPI S Opponent	Score	Team's RPI: 109
33 A Dayton	66 71	33 H American	71 53	121 H Saint Louis	81 72			
38 A Michigan	61 75	70 N Drake	87 75	137 A Saint Joseph's	65 57			
		74 A Duquesne	64 71	142 A Colorado	61 76			
		78 A George Washington	52 62	185 H Davidson	74 61			
		78 H George Washington	61 65	197 H Richmond	77 56			
		78 N George Washington	59 64	229 H Southeast Mo. St.	57 38			
		80 A Houston	73 82	238 A Loyola Maryland	80 72			
		84 H Fordham	62 67	241 H Illinois St.	56 37			
				248 A La Salle	69 56			
				248 H La Salle	65 55			
				258 A St. Bonaventure	76 63			
				258 H St. Bonaventure	89 79			
				258 H St. Bonaventure	78 63			
				263 H LIU Brooklyn	73 70			
				266 H UMES	82 68			
				276 H Massachusetts	71 60			
				279 H Old Dominion	66 53			
				282 A VCU	65 42			
				316 H Eastern Ky.	64 41			
				324 H UMBC	58 38			
				335 A Rhode Island	92 53			
				344 H Longwood	60 41			
LAST 12 Division I GAMES:								
78 N George Washington	59 64	276 H Massachusetts	71 60					
258 H St. Bonaventure	89 79	78 H George Washington	61 65					
248 H La Salle	65 55	137 A Saint Joseph's	65 57					
33 A Dayton	66 71	258 A St. Bonaventure	76 63					
258 H St. Bonaventure	78 63	84 H Fordham	62 67					
282 A VCU	65 42	121 H Saint Louis	81 72					

Non-Div I Games:

George Mason

Average RPI Win:	185	WON-LOST	WINNING	LAST 10	STRENGTH OF	OPP. STRENGTH	TEAM	ADJ.	CONF.	ADJ CONF.
Average RPI Loss:	67	RECORD	PCT. RANK	GAMES	SCHEDULE	OF SCHEDULE	RPI	RPI	RPI	RPI
DIV. I ONLY	19- 13	116	8- 2	42	105	78	78	13	13	
DIV. I NON-CONF.	5- 7	212	0- 0	25	28	111	111	10	10	

TOTALS	RPI 1-25	RPI 26-50	W-L RECORDS	RPI 51-100	RPI 101-999	RPI 201+				
19- 13	0- 2	1- 6	OVERALL	2- 2	16- 3	9- 0				
8- 8	0- 1	0- 3	HOME	2- 1	6- 3	5- 0				
8- 5	0- 0	0- 0	AWAY	0- 0	8- 0	4- 0				
3- 0	0- 0	1- 0	NEUTRAL	0- 0	2- 0	0- 0				
5- 7	0- 2	0- 4	NON-CONFERENCE	2- 0	3- 1	3- 0				
3- 4	0- 1	0- 2	HOME	2- 0	1- 1	1- 0				
2- 3	0- 1	0- 2	AWAY	0- 0	2- 0	2- 0				
0- 0	0- 0	0- 0	NEUTRAL	0- 0	0- 0	0- 0				
14- 6	0- 0	1- 2	CONFERENCE	0- 2	13- 2	6- 0				
5- 4	0- 0	0- 1	HOME	0- 1	5- 2	4- 0				
6- 2	0- 0	0- 1	AWAY	0- 1	6- 0	2- 0				
3- 0	0- 0	1- 0	NEUTRAL	0- 0	2- 0	0- 0				

RPI 1-25				RPI 26-50				RPI 51-100				Team's RPI: 78				RPI 101+					
RPI	S	Opponent	Score	RPI	S	Opponent	Score	RPI	S	Opponent	Score	RPI	S	Opponent	Score	RPI	S	Opponent	Score		
14	H	South Fla.	78 83	27	H	South Dakota St.	88 97	52	H	American	61 44	109	A	George Mason	65 61						
17	A	Maryland	54 80	30	A	Princeton	52 72	74	H	Duquesne	53 54	109	H	George Mason	62 52						
				33	A	Dayton	55 66	84	A	Fordham	50 61	109	N	George Mason	64 59						
				33	H	Dayton	53 57	99	H	Georgetown	65 54	121	A	Saint Louis	71 58						
				33	N	Dayton	58 53					121	H	Saint Louis	69 72						
				35	H	Syracuse	62 74					137	A	Saint Joseph's	49 46						
				47	A	Mercer	44 61					137	N	Saint Joseph's	65 49						
																153	H	Vanderbilt	59 69		
																185	A	Davidson	53 48		
																197	H	Richmond	36 49		
																204	H	Wisconsin	61 46		
																248	H	La Salle	60 45		
																248	H	La Salle	69 49		
																258	A	St. Bonaventure	63 56		
																276	H	Massachusetts	55 49		
																280	A	Towson	66 43		
																282	A	VCU	61 39		
																284	A	Monmouth	59 45		
																335	H	Rhode Island	65 52		
LAST 12 Division I GAMES:																					
				137 N Saint Joseph's				65 49					121 A Saint Louis				71 58				
				33 N Dayton				58 53					276 H Massachusetts				55 49				
				109 N George Mason				64 59					33 H Dayton				53 57				
				248 H La Salle				69 49					109 A George Mason				65 61				
				197 H Richmond				36 49					258 A St. Bonaventure				63 56				
				137 A Saint Joseph's				49 46					248 H La Salle				60 45				

Non-Div I Games:

George Washington

Average RPI Win: 268

Average RPI Loss: 170

WON-LOST
RECORDWINNING
PCT. RANKLAST 10
GAMESSTRENGTH OF
SCHEDULEOPP. STRENGTH
OF SCHEDULETEAM
RPIADJ.
RPICONF.
RPIADJ CONF.
RPIDIV. I ONLY
DIV. I NON-CONF.6- 22
2- 7314
2863- 7
0- 0192
191244
112306
282306
28222
2322
23

TOTALS

RPI 1-25

RPI 26-50

W-L RECORDS

RPI 51-100

RPI 101-999

RPI 201+

6- 22 0- 1
5- 8 0- 0
1- 13 0- 0
0- 1 0- 00- 0
0- 0
0- 0
0- 0OVERALL
HOME
AWAY
NEUTRAL0- 4
0- 2
0- 0
0- 06- 17
5- 6
1- 1
0- 14- 8
3- 2
1- 0
0- 12- 7 0- 1
2- 2 0- 0
0- 5 0- 1
0- 0 0- 00- 0
0- 0
0- 0
0- 0NON-CONFERENCE
HOME
AWAY
NEUTRAL0- 2
0- 1
0- 1
0- 02- 4
2- 1
0- 3
0- 01- 3
1- 1
0- 2
0- 04- 15 0- 0
3- 6 0- 0
1- 8 0- 0
0- 1 0- 00- 0
0- 0
0- 0
0- 0CONFERENCE
HOME
AWAY
NEUTRAL0- 2
0- 1
0- 1
0- 04- 13
3- 5
1- 7
0- 13- 5
2- 1
1- 3
0- 1

RPI 1-25

RPI 26-50

RPI 51-100

RPI 101+

Team's RPI: 306

RPI S Opponent Score
5 A Mississippi St. 50 106

RPI S Opponent Score

RPI S Opponent Score
59 H Western Ky. 63 74
68 A Georgia Tech 51 75
95 A Little Rock 47 54
95 H Little Rock 50 65RPI S Opponent Score
132 A Texas St. 40 62
132 H Texas St. 63 83
160 H Louisiana 60 75
164 H Jacksonville St. 55 41
167 A Troy 86 90
167 H Troy 85 78
176 A South Ala. 52 88
176 H South Ala. 69 70
177 A UT Arlington 57 62
177 H UT Arlington 76 81
178 A Florida 66 82
220 A Coastal Caro. 49 64
220 N Coastal Caro. 55 74
222 A Arkansas St. 63 76
222 H Arkansas St. 58 75
242 H Fla. Atlantic 50 82
250 A UNCW 62 74
264 A Appalachi an St. 62 77
282 H VCU 61 56
300 A Kennesaw St. 61 71
327 A Ga. Southern 66 58
327 H Ga. Southern 71 56
338 H La. -Monroe 70 57

LAST 12 Division I GAMES:

220 N Coastal Caro. 55 74 338 H La. -Monroe 70 57
176 H South Ala. 69 70 160 H Louisiana 60 75
167 H Troy 85 78 95 A Little Rock 47 54
177 A UT Arlington 57 62 222 A Arkansas St. 63 76
132 A Texas St. 40 62 132 H Texas St. 63 83
327 A Ga. Southern 66 58 177 H UT Arlington 76 81

Non-Div I Games:

Allen

101 56

North Greenville

91 89

Georgia St.

Loss, Non-Conf, S Site, H Home A Away N Neutral

Average RPI Win: 179

Average RPI Loss: 72

WON-LOST
RECORDWINNING
PCT. RANKLAST 10
GAMESSTRENGTH OF
SCHEDULEOPP. STRENGTH
OF SCHEDULETEAM
RPIADJ.
RPICONF.
RPIADJ CONF.
RPIDIV. I ONLY
DIV. I NON-CONF.27- 5
7- 413
1029- 1
0- 095
23124
10332
4932
4914
1114
11

TOTALS

RPI 1-25

RPI 26-50

W-L RECORDS

RPI 51-100

RPI 101-999

RPI 201+

27- 5 0- 1

0- 0

OVERALL

1- 3

26- 1

8- 0

12- 2 0- 0

0- 0

HOME

0- 2

12- 0

3- 0

11- 1 0- 0

0- 0

AWAY

1- 0

10- 1

4- 0

4- 2 0- 1

0- 0

NEUTRAL

0- 1

4- 0

1- 0

7- 4 0- 1

0- 0

NON-CONFERENCE

0- 2

7- 1

1- 0

4- 1 0- 0

0- 0

HOME

0- 1

4- 0

0- 0

2- 1 0- 0

0- 0

AWAY

0- 0

2- 1

1- 0

1- 2 0- 1

0- 0

NEUTRAL

0- 1

1- 0

0- 0

20- 1 0- 0

0- 0

CONFERENCE

1- 1

19- 0

7- 0

8- 1 0- 0

0- 0

HOME

0- 1

8- 0

3- 0

9- 0 0- 0

0- 0

AWAY

1- 0

8- 0

3- 0

3- 0 0- 0

0- 0

NEUTRAL

0- 0

3- 0

1- 0

RPI 1-25

RPI 26-50

Team's RPI: 32

RPI 51-100

RPI 101+

RPI S Opponent Score
20 N DePaul 71 88

RPI S Opponent Score

RPI S Opponent Score
56 N Belmont 63 71
79 A Saint Mary's (CA) 73 65
79 H Saint Mary's (CA) 56 72
91 H UNLV 50 52RPI S Opponent Score
101 H Western Ill. 80 65
110 H Saint Francis (PA) 97 74
112 A Washington St. 64 56
115 A Colorado St. 49 65
118 H Portland St. 91 52
128 A San Francisco 81 57
128 H San Francisco 74 47
128 N San Francisco 65 53
141 A Loyola Marymount 75 69
141 H Loyola Marymount 77 67
148 H Eastern Wash. 69 45
149 N Kent St. 77 57
155 A BYU 84 70
155 H BYU 62 37
165 A San Diego 63 44
165 H San Diego 58 54
165 N San Diego 79 71
186 A Pacific 99 72
186 H Pacific 90 66
235 A Montana 70 55
239 A Pepperdine 67 48
239 H Pepperdine 73 51
239 N Pepperdine 81 70
289 A Santa Clara 63 51
289 H Santa Clara 71 44
318 A Portland 70 56
318 H Portland 75 36

LAST 12 Division I GAMES:

165 N San Diego 79 71
128 N San Francisco 65 53
239 N Pepperdine 81 70
155 H BYU 62 37
165 H San Diego 58 54
239 A Pepperdine 67 48141 A Loyola Marymount 75 69
79 H Saint Mary's (CA) 56 72
186 H Pacific 90 66
155 A BYU 84 70
165 A San Diego 63 44
128 A San Francisco 81 57

Average RPI Win:	295	WON-LOST	WINNING	LAST 10	STRENGTH OF	OPP. STRENGTH	TEAM	ADJ.	CONF.	ADJ CONF.
Average RPI Loss:	182	RECORD	PCT. RANK	GAMES	SCHEDULE	OF SCHEDULE	RPI	RPI	RPI	RPI
DIV. I ONLY	17- 13	132	8- 2	341	313	225	225	32	32	
DIV. I NON-CONF.	3- 8	268	0- 0	296	78	284	284	32	32	

TOTALS	RPI 1-25	RPI 26-50	W-L RECORDS	RPI 51-100	RPI 101-999	RPI 201+				
17- 13	0- 1	0- 0	OVERALL	0- 1	17- 11	16- 6				
11- 2	0- 1	0- 0	HOME	0- 0	11- 1	10- 1				
6- 10	0- 0	0- 0	AWAY	0- 0	6- 1	6- 1				
0- 1	0- 0	0- 0	NEUTRAL	0- 0	0- 1	0- 0				
3- 8	0- 1	0- 0	NON-CONFERENCE	0- 1	3- 6	3- 2				
2- 1	0- 1	0- 0	HOME	0- 0	2- 0	2- 0				
1- 6	0- 0	0- 0	AWAY	0- 1	1- 5	1- 2				
0- 1	0- 0	0- 0	NEUTRAL	0- 0	0- 1	0- 0				
14- 5	0- 0	0- 0	CONFERENCE	0- 0	14- 5	13- 4				
9- 1	0- 0	0- 0	HOME	0- 0	9- 1	8- 1				
5- 4	0- 0	0- 0	AWAY	0- 0	5- 4	5- 3				
0- 0	0- 0	0- 0	NEUTRAL	0- 0	0- 0	0- 0				

RPI	S	Opponent	Score	RPI	S	Opponent	Score	RPI	S	Opponent	Score	RPI	S	Opponent	Score	Team's RPI: 225
8	H	Florida St.	53 96					94	A	Alabama	49 73	117	N	North Carolina	63 79	
												136	A	Louisiana Tech	53 64	
												145	A	Arkansas	62 79	
												181	A	Southern U.	44 63	
												181	H	Southern U.	79 71	
												192	A	Memphis	48 57	
												221	A	Texas Southern	56 66	
												221	H	Texas Southern	63 73	
												222	A	Arkansas St.	56 76	
												226	A	Xavier	67 72	
												234	A	Prairie View	75 68	
												234	H	Prairie View	81 79	
												278	A	McNeese	75 60	
												291	A	Alcorn	75 68	
												291	H	Alcorn	80 71	
												291	H	Alcorn	68 51	
												297	H	Southeastern La.	61 52	
												298	A	Jackson St.	70 82	
												298	H	Jackson St.	93 89	
												311	A	Alabama A&M	64 71	
												311	H	Alabama A&M	78 49	
												314	A	Alabama St.	73 52	
												314	H	Alabama St.	93 71	
												332	A	Ark. -Pine Bluff	66 57	
												332	H	Ark. -Pine Bluff	73 63	
												338	H	La. -Monroe	61 52	
												341	A	Mississippi Val.	64 62	
												341	H	Mississippi Val.	64 55	

LAST 12 Division I GAMES:																
291	H	Alcorn	80 71	221	A	Texas Southern	56 66									
314	A	Alabama St.	73 52	234	A	Prairie View	75 68									
311	A	Alabama A&M	64 71	291	H	Alcorn	68 51									
341	H	Mississippi Val.	64 55	181	H	Southern U.	79 71									
332	H	Ark. -Pine Bluff	73 63	341	A	Mississippi Val.	64 62									
298	H	Jackson St.	93 89	332	A	Ark. -Pine Bluff	66 57									

Non-Div I Games:

Grambling

Loss,
Non-Conf, S Site,
H Home
A Away
N Neutral

Grand Canyon

Through Games Of March 8, 2018

Average RPI Win:	283	WON-LOST	WINNING	LAST 10	STRENGTH OF	OPP. STRENGTH	TEAM	ADJ.	CONF.	ADJ CONF.
Average RPI Loss:	197	RECORD	PCT. RANK	GAMES	SCHEDULE	OF SCHEDULE	RPI	RPI	RPI	RPI
DIV. I ONLY	14- 13	163	7- 3	325	327	247	247	31	31	
DIV. I NON-CONF.	4- 8	239	0- 0	273	268	267	267	30	30	

TOTALS	RPI 1-25	RPI 26-50	W-L RECORDS	RPI 51-100	RPI 101-999	RPI 201+				
14- 13	0- 1	0- 0	OVERALL	0- 2	14- 10	14- 7				
7- 5	0- 1	0- 0	HOME	0- 1	7- 3	7- 3				
6- 8	0- 0	0- 0	AWAY	0- 1	6- 7	6- 4				
1- 0	0- 0	0- 0	NEUTRAL	0- 0	1- 0	1- 0				
4- 8	0- 1	0- 0	NON-CONFERENCE	0- 2	4- 5	4- 2				
2- 3	0- 1	0- 0	HOME	0- 1	2- 1	2- 1				
2- 5	0- 0	0- 0	AWAY	0- 1	2- 4	2- 1				
0- 0	0- 0	0- 0	NEUTRAL	0- 0	0- 0	0- 0				
10- 5	0- 0	0- 0	CONFERENCE	0- 0	10- 5	10- 5				
5- 2	0- 0	0- 0	HOME	0- 0	5- 2	5- 2				
4- 3	0- 0	0- 0	AWAY	0- 0	4- 3	4- 3				
1- 0	0- 0	0- 0	NEUTRAL	0- 0	1- 0	1- 0				

RPI 1-25				RPI 26-50				RPI 51-100				RPI 101+ Team's RPI: 247			
RPI	S	Opponent	Score	RPI	S	Opponent	Score	RPI	S	Opponent	Score	RPI	S	Opponent	Score
18	H	Duke	61 74					91	A	UNLV	47 76	122	A	Bethune-Cookman	60 69
								100	H	Rice	59 69	138	A	Cal Poly	69 75
												198	A	Washington	65 79
												203	A	CSU Bakersfield	77 76
												203	H	CSU Bakersfield	40 69
												212	A	Seattle U	64 57
												212	H	Seattle U	74 63
												215	A	New Mexico St.	60 64
												215	H	New Mexico St.	50 34
												242	A	Fla. Atlantic	77 73
												283	A	UMKC	82 84
												283	H	UMKC	59 62
												289	H	Santa Clara	39 38
												291	A	Valparaiso	75 80
												301	H	Long Beach St.	63 65
												304	A	Northern Ariz.	72 54
												307	A	UTRGV	65 59
												307	H	UTRGV	59 58
												323	A	Utah Valley	64 84
												323	H	Utah Valley	81 61
												323 N		Utah Valley	72 56
												328	H	Southern Utah	59 54
												346	A	Chicago St.	59 43
												346	H	Chicago St.	64 36
LAST 12 Division I GAMES:															
				323 N		Utah Valley	72 56	307	H	UTRGV	59 58				
				203	A	CSU Bakersfield	77 76	346	A	Chicago St.	59 43				
				323	A	Utah Valley	64 84	283	A	UMKC	82 84				
				212	A	Seattle U	64 57	323	H	Utah Valley	81 61				
				203	H	CSU Bakersfield	40 69	283	H	UMKC	59 62				
				215	H	New Mexico St.	50 34	346	H	Chicago St.	64 36				

Non-Div I Games: Arizona Christian 75 51 Benedictine Mesa 67 53

Grand Canyon

Loss,
Non-Conf,
S Site,
H Home
A Away
N Neutral

Average RPI Loss: 128

DIV. I ONLY	29- 3	7	9- 1	110	112	22	22	11	11
DIV. I NON-CONF.	10- 1	15	0- 0	62	31	11	11	15	15
TOTALS	RPI 1-25	RPI 26-50	W-L RECORDS	RPI 51-100	RPI 101-999	RPI 201+			
29- 3	1- 1	2- 0	OVERALL	6- 0	20- 2	10- 1			
13- 0	1- 0	1- 0	HOME	2- 0	9- 0	4- 0			
11- 2	0- 0	1- 0	AWAY	2- 0	8- 2	4- 1			
5- 1	0- 1	0- 0	NEUTRAL	2- 0	3- 0	2- 0			
10- 1	1- 1	2- 0	NON-CONFERENCE	1- 0	6- 0	4- 0			
4- 0	1- 0	1- 0	HOME	0- 0	2- 0	1- 0			
4- 0	0- 0	1- 0	AWAY	0- 0	3- 0	2- 0			
2- 1	0- 1	0- 0	NEUTRAL	1- 0	1- 0	1- 0			
19- 2	0- 0	0- 0	CONFERENCE	5- 0	14- 2	6- 1			
9- 0	0- 0	0- 0	HOME	2- 0	7- 0	3- 0			
7- 2	0- 0	0- 0	AWAY	2- 0	5- 2	2- 1			
3- 0	0- 0	0- 0	NEUTRAL	1- 0	2- 0	1- 0			

RPI 1-25				Team's RPI : 22	
RPI	S	Opponent	Score		
5	N	Mississippi St.	46	67	
25	H	Marquette	63	55	

RPI 26-50				
RPI	S	Opponent	Score	
27	H	South Dakota St.	55	41
33	A	Dayton	75	64

RPI 51-100				
RPI	S	Opponent	Score	
55	N	Arizona St.	61	48
81	A	IUPUI	60	34
81	H	IUPUI	52	45
85	A	Wright St.	58	51
85	H	Wright St.	75	68
85	N	Wright St.	62	44

RPI 101+				
RPI	S	Opponent	Score	
105	H	Chattanooga	60	30
123	A	Cleveland St.	60	71
123	H	Cleveland St.	69	43
131	A	Milwaukee	65	36
131	H	Milwaukee	52	29
139	A	Youngstown St.	67	42
139	H	Youngstown St.	65	56
139	N	Youngstown St.	66	45
175	A	Northwestern	63	57
189	A	Oakland	81	48
189	H	Oakland	78	48
204	A	Wisconsin	67	34
211	N	Columbia	61	43
256	A	Northern Ky.	54	62
256	H	Northern Ky.	58	41
256	N	Northern Ky.	62	49
269	H	Bradley	72	40
308	A	Loyola Chicago	76	39
325	A	Detroit Mercy	85	27
325	H	Detroit Mercy	88	45
331	A	Ill. -Chicago	66	37
331	H	Ill. -Chicago	65	36

LAST 12 Division I GAMES:			
85	N	Wright St.	62 44
139	N	Youngstown St.	66 45
256	N	Northern Ky.	62 49
325	H	Detroit Mercy	88 45
189	H	Oakland	78 48
331	A	Ill. -Chicago	66 37
139	A	Youngstown St.	67 42
123	A	Cleveland St.	60 71
131	A	Milwaukee	65 36
85	H	Wright St.	75 68
256	H	Northern Ky.	58 41
81	H	IUPUI	52 45

Non-Div I Games:

Green Bay

Average RPI Win:	276	WON-LOST	WINNING	LAST 10	STRENGTH OF	OPP. STRENGTH	TEAM	ADJ.	CONF.	ADJ CONF.
Average RPI Loss:	133	RECORD	PCT. RANK	GAMES	SCHEDULE	OF SCHEDULE	RPI	RPI	RPI	RPI
DIV. I ONLY	17- 13	132	8- 2	281	241	173	173	30	30	
DIV. I NON-CONF.	4- 9	249	0- 0	130	16	191	191	31	31	

TOTALS	RPI 1-25	RPI 26-50	W-L RECORDS	RPI 51-100	RPI 101-999	RPI 201+				
17- 13	0- 1	0- 3	OVERALL	0- 1	17- 8	15- 3				
8- 3	0- 0	0- 1	HOME	0- 0	8- 2	8- 1				
7- 9	0- 1	0- 2	AWAY	0- 1	7- 5	5- 2				
2- 1	0- 0	0- 0	NEUTRAL	0- 0	2- 1	2- 0				
4- 9	0- 1	0- 3	NON-CONFERENCE	0- 1	4- 4	3- 0				
2- 1	0- 0	0- 1	HOME	0- 0	2- 0	2- 0				
1- 7	0- 1	0- 2	AWAY	0- 1	1- 3	0- 0				
1- 1	0- 0	0- 0	NEUTRAL	0- 0	1- 1	1- 0				
13- 4	0- 0	0- 0	CONFERENCE	0- 0	13- 4	12- 3				
6- 2	0- 0	0- 0	HOME	0- 0	6- 2	6- 1				
6- 2	0- 0	0- 0	AWAY	0- 0	6- 2	5- 2				
1- 0	0- 0	0- 0	NEUTRAL	0- 0	1- 0	1- 0				

RPI 1-25				RPI 26-50				RPI 51-100				RPI 101+				Team's RPI: 173
RPI	S	Opponent	Score	RPI	S	Opponent	Score	RPI	S	Opponent	Score	RPI	S	Opponent	Score	
7	A	Oregon	45 87	31	A	Virginia	62 66	69	A	TCU	68 90	105	A	Chattanooga	52 64	
				35	H	Quinnipiac	58 64					117	A	North Carolina	70 66	
				42	A	Elon	59 82					122	H	Bethune-Cookman	56 61	
												156	A	Samford	61 66	
												161	A	N.C. A&T	63 51	
												172	N	Brown	66 73	
												184	A	Temple	56 65	
												211	H	Columbia	60 58	
												216	A	Norfolk St.	70 56	
												216	H	Norfolk St.	48 63	
												266	A	UMES	70 65	
												268	A	Howard	63 68	
												272	H	Morgan St.	63 60	
												272	N	Morgan St.	66 57	
												277	N	San Jose St.	81 73	
												279	H	Old Dominion	50 42	
												317	A	South Carolina St.	70 78	
												317	H	South Carolina St.	60 42	
												320	A	N.C. Central	62 53	
												321	A	Coppin St.	83 48	
												321	H	Coppin St.	67 35	
												333	H	Delaware St.	66 62	
												336	H	Florida A&M	66 65	
												340	A	Savannah St.	81 53	
												340	H	Savannah St.	88 41	

LAST 12 Division I GAMES:																
				272	N	Morgan St.	66 57	216	H	Norfolk St.	48 63					
				216	A	Norfolk St.	70 56	268	A	Howard	63 68					
				272	H	Morgan St.	63 60	320	A	N.C. Central	62 53					
				340	H	Savannah St.	88 41	161	A	N.C. A&T	63 51					
				317	H	South Carolina St.	60 42	321	H	Coppin St.	67 35					
				321	A	Coppin St.	83 48	122	H	Bethune-Cookman	56 61					

Non-Div I Games:

Hampton

Loss,
Non-Conf,
S Site,
H Home
A Away
N Neutral

Average RPI Win:	238	WON-LOST	WINNING	LAST 10	STRENGTH OF	OPP. STRENGTH	TEAM	ADJ.	CONF.	ADJ CONF.
Average RPI Loss:	118	RECORD	PCT. RANK	GAMES	SCHEDULE	OF SCHEDULE	RPI	RPI	RPI	RPI
DIV. I ONLY	19- 12	105	6- 4	152	260	130	130	20	20	
DIV. I NON-CONF.	8- 5	111	0- 0	179	240	131	131	24	24	

TOTALS	RPI 1-25	RPI 26-50	W-L RECORDS	RPI 51-100	RPI 101-999	RPI 201+				
19- 12	0- 0	0- 2	OVERALL	2- 4	17- 6	11- 1				
10- 4	0- 0	0- 1	HOME	1- 1	9- 2	6- 0				
4- 8	0- 0	0- 0	AWAY	0- 0	4- 1	3- 1				
5- 0	0- 0	0- 0	NEUTRAL	1- 0	4- 0	2- 0				
8- 5	0- 0	0- 2	NON-CONFERENCE	0- 1	8- 2	6- 0				
4- 2	0- 0	0- 1	HOME	0- 0	4- 1	3- 0				
1- 3	0- 0	0- 1	AWAY	0- 1	1- 1	1- 0				
3- 0	0- 0	0- 0	NEUTRAL	0- 0	3- 0	2- 0				
11- 7	0- 0	0- 0	CONFERENCE	2- 3	9- 4	5- 1				
6- 2	0- 0	0- 0	HOME	1- 1	5- 1	3- 0				
3- 5	0- 0	0- 0	AWAY	0- 2	3- 3	2- 1				
2- 0	0- 0	0- 0	NEUTRAL	1- 0	1- 0	0- 0				

RPI	S	Opponent	Score	RPI	S	Opponent	Score	RPI	S	Opponent	Score	RPI	S	Opponent	Score
29	H	Villanova	53 71	72	A	Maine	56 59	104	H	Delaware	63 72				
35	A	Syracuse	63 75	72	H	Maine	44 59	117	A	North Carolina	70 90				
				82	A	Albany (NY)	53 66	127	N	Yale	78 70				
				82	H	Albany (NY)	70 55	159	A	Binghamton	59 64				
				82	N	Albany (NY)	58 56	159	H	Binghamton	61 45				
				84	A	Fordham	44 69	159	N	Binghamton	72 68				
								179	A	New Hampshire	58 76				
								179	H	New Hampshire	85 49				
								187	A	Stony Brook	75 68				
								187	H	Stony Brook	58 66				
								199	H	Siena	71 62				
								232	H	Niagara	83 65				
								255	H	Hofstra	60 49				
								287	H	Central Conn. St.	68 52				
								295	A	Vermont	47 53				
								295	H	Vermont	91 52				
								296	A	Bryant	59 47				
								311	N	Alabama A&M	56 47				
								322	N	Charleston So.	62 43				
								324	A	UMBC	61 54				
								324	H	UMBC	65 54				
								348	A	UMass Lowell	81 42				
								348	H	UMass Lowell	78 56				
LAST 12 Division I GAMES:															
				82	A	Albany (NY)	53 66								
				159	N	Binghamton	72 68								
				159	H	Binghamton	61 45								
				324	A	UMBC	61 54								
				295	H	Vermont	91 52								
				179	A	New Hampshire	58 76								
								82	A	Albany (NY)	53 66				
								72	A	Maine	56 59				
								187	H	Stony Brook	58 66				
								179	H	New Hampshire	85 49				
								348	H	UMass Lowell	78 56				
								295	A	Vermont	47 53				

Non-Div I Games:

Hartford

Average RPI Win: 182

Average RPI Loss: 79

WON-LOST
RECORDWINNING
PCT. RANKLAST 10
GAMESSTRENGTH OF
SCHEDULEOPP. STRENGTH
OF SCHEDULETEAM
RPIADJ.
RPICONF.
RPIADJ CONF.
RPIDIV. I ONLY
DIV. I NON-CONF.

18- 9

83

7- 3

70

115

51

51

9

9

8- 5

111

0- 0

90

139

72

72

9

9

TOTALS

RPI 1-25

RPI 26-50

W-L RECORDS

RPI 51-100

RPI 101-999

RPI 201+

18- 9

0- 0

1- 3

OVERALL

1- 3

16- 3

8- 0

12- 0

0- 0

1- 0

HOME

1- 0

10- 0

5- 0

4- 8

0- 0

0- 2

AWAY

0- 3

4- 3

2- 0

2- 1

0- 0

0- 1

NEUTRAL

0- 0

2- 0

1- 0

8- 5

0- 0

0- 2

NON-CONFERENCE

0- 2

8- 1

4- 0

5- 0

0- 0

0- 0

HOME

0- 0

5- 0

3- 0

1- 4

0- 0

0- 1

AWAY

0- 2

1- 1

0- 0

2- 1

0- 0

0- 1

NEUTRAL

0- 0

2- 0

1- 0

10- 4

0- 0

1- 1

CONFERENCE

1- 1

8- 2

4- 0

7- 0

0- 0

1- 0

HOME

1- 0

5- 0

2- 0

3- 4

0- 0

0- 1

AWAY

0- 1

3- 2

2- 0

0- 0

0- 0

0- 0

NEUTRAL

0- 0

0- 0

0- 0

RPI 1-25

RPI 26-50

RPI 51-100

Team's RPI: 51

RPI 101+

RPI S Opponent Score

RPI S Opponent Score

RPI S Opponent Score

RPI S Opponent Score

30 A Princeton 47 80

30 H Princeton 72 58

31 A Virginia 48 50

33 N Dayton 66 72

52 A FGCU 56 65

61 A Penn 49 69

61 H Penn 55 52

72 A Maine 51 76

119 A Dartmouth 56 63

119 H Dartmouth 76 65

127 A Yale 63 69

127 H Yale 97 73

139 A Northeastern 79 69

161 N N.C. A&T 64 60

172 A Brown 86 74

172 H Brown 87 85

184 A Temple 64 86

187 H Stony Brook 60 53

199 H Siena 75 67

211 A Col umbi a 78 59

211 H Col umbi a 85 67

224 N Akron 76 63

231 H Boston U. 80 70

248 H La Salle 70 61

249 H Sacred Heart 70 62

267 A Cornell 91 57

267 H Cornell 80 58

LAST 12 Division I GAMES:

211 A Col umbi a 78 59

267 A Cornell 91 57

30 H Princeton 72 58

61 H Penn 55 52

127 A Yale 63 69

172 A Brown 86 74

61 A Penn 49 69

30 A Princeton 47 80

267 H Cornell 80 58

211 H Col umbi a 85 67

172 H Brown 87 85

127 H Yale 97 73

H
a
r
v
a
r
dH
a
r
v
a
r
d

Non-Div I Games:

Harvard

Loss,
 Non-Conf, S Site,
 H Home
A Away
 N Neutral

Average RPI Win:	235	WON-LOST	WINNING	LAST 10	STRENGTH OF	OPP. STRENGTH	TEAM	ADJ.	CONF.	ADJ CONF.
Average RPI Loss:	159	RECORD	PCT. RANK	GAMES	SCHEDULE	OF SCHEDULE	RPI	RPI	RPI	RPI
DIV. I ONLY	11- 18	237	4- 6	200	203	257	257	21	21	
DIV. I NON-CONF.	6- 6	170	0- 0	142	108	176	176	19	19	

TOTALS	RPI 1-25	RPI 26-50	W-L RECORDS	RPI 51-100	RPI 101-999	RPI 201+				
11- 18	0- 2	0- 1	OVERALL	0- 3	11- 12	9- 7				
8- 7	0- 0	0- 1	HOME	0- 2	8- 4	6- 1				
3- 8	0- 0	0- 0	AWAY	0- 1	3- 7	3- 5				
0- 3	0- 2	0- 0	NEUTRAL	0- 0	0- 1	0- 1				
6- 6	0- 2	0- 1	NON-CONFERENCE	0- 1	6- 2	4- 1				
4- 3	0- 0	0- 1	HOME	0- 1	4- 1	2- 0				
2- 1	0- 0	0- 0	AWAY	0- 0	2- 1	2- 1				
0- 2	0- 2	0- 0	NEUTRAL	0- 0	0- 0	0- 0				
5- 12	0- 0	0- 0	CONFERENCE	0- 2	5- 10	5- 6				
4- 4	0- 0	0- 0	HOME	0- 1	4- 3	4- 1				
1- 7	0- 0	0- 0	AWAY	0- 1	1- 6	1- 4				
0- 1	0- 0	0- 0	NEUTRAL	0- 0	0- 1	0- 1				

H
a
w
a
i
iH
a
w
a
i
i

RPI 1-25				RPI 26-50				RPI 51-100				RPI 101+ Team's RPI: 257			
RPI	S	Opponent	Score	RPI	S	Opponent	Score	RPI	S	Opponent	Score	RPI	S	Opponent	Score
7	N	Oregon	44 85	49	H	Southern Cal i forn i a	60 71	62	H	Purdue	67 79	138	A	Cal Poly	50 52
15	N	Texas A&M	59 103					64	A	UC Davis	52 76	138	H	Cal Poly	61 67
								64	H	UC Davis	56 68	144	H	Idaho St.	62 64
												157	H	Marist	70 63
												165	H	San Diego	64 63
												194	A	UC Irvine	66 70
												194	H	UC Irvine	67 74
												205	A	UC Santa Barbara	61 71
												205	H	UC Santa Barbara	73 64
												206	A	CSUN	56 54
												206	H	CSUN	58 70
												206	N	CSUN	57 62
												210	H	Montana St.	81 75
												212	A	Seattle U	73 58
												230	A	UC Riverside	57 79
												230	H	UC Riverside	63 57
												275	A	Arizona	65 60
												301	A	Long Beach St.	80 85
												301	H	Long Beach St.	74 66
												304	H	Northern Ariz.	84 68
												318	A	Portland	47 76
												319	A	Cal St. Fullerton	57 69
												319	H	Cal St. Fullerton	59 54
LAST 12 Division I GAMES:															
				206	N	CSUN	57 62	319	H	Cal St. Fullerton	59 54				
				138	H	Cal Poly	61 67	205	A	UC Santa Barbara	61 71				
				205	H	UC Santa Barbara	73 64	138	A	Cal Poly	50 52				
				301	A	Long Beach St.	80 85	230	H	UC Riverside	63 57				
				206	A	CSUN	56 54	206	H	CSUN	58 70				
				64	H	UC Davis	56 68	194	A	UC Irvine	66 70				

Non-Div I Games: Hawai i Paci fi c 67 57

Hawai i

Average RPI Win:	279	WON-LOST	WINNING	LAST 10	STRENGTH OF	OPP. STRENGTH	TEAM	ADJ.	CONF.	ADJ CONF.
Average RPI Loss:	142	RECORD	PCT. RANK	GAMES	SCHEDULE	OF SCHEDULE	RPI	RPI	RPI	RPI
DIV. I ONLY	14- 13	163	3- 7	241	287	191	191	27	27	
DIV. I NON-CONF.	4- 5	202	0- 0	145	102	143	143	28	28	

TOTALS	RPI 1-25	RPI 26-50	W-L RECORDS	RPI 51-100	RPI 101-999	RPI 201+				
14- 13	0- 1	0- 0	OVERALL	0- 4	14- 8	13- 4				
6- 6	0- 0	0- 0	HOME	0- 2	6- 4	6- 2				
8- 7	0- 0	0- 0	AWAY	0- 0	8- 3	7- 1				
0- 0	0- 0	0- 0	NEUTRAL	0- 0	0- 0	0- 0				
4- 5	0- 1	0- 0	NON-CONFERENCE	0- 2	4- 2	3- 0				
1- 2	0- 0	0- 0	HOME	0- 1	1- 1	1- 0				
3- 3	0- 1	0- 0	AWAY	0- 1	3- 1	2- 0				
0- 0	0- 0	0- 0	NEUTRAL	0- 0	0- 0	0- 0				
10- 8	0- 0	0- 0	CONFERENCE	0- 2	10- 6	10- 4				
5- 4	0- 0	0- 0	HOME	0- 1	5- 3	5- 2				
5- 4	0- 0	0- 0	AWAY	0- 1	5- 3	5- 2				
0- 0	0- 0	0- 0	NEUTRAL	0- 0	0- 0	0- 0				

RPI 1-25				RPI 26-50				RPI 51-100				RPI 101+ Team's RPI: 191			
RPI	S	Opponent	Score	RPI	S	Opponent	Score	RPI	S	Opponent	Score	RPI	S	Opponent	Score
18	A	Duke	50 77					67	A	Virginia Tech	63 86	113	A	Ohio	61 64
								75	H	UAB	61 77	134	A	Radford	47 50
								87	A	Liberty	49 57	134	H	Radford	48 63
								87	H	Liberty	42 65	185	H	Davi dson	74 82
												200	A	Stetson	69 64
												216	A	Norfolk St.	59 56
												219	A	UNCG	81 72
												223	A	UNC Asheville	58 45
												223	H	UNC Asheville	59 78
												228	A	Gardner-Webb	47 54
												228	H	Gardner-Webb	83 80
												246	A	Presbyterian	55 62
												246	H	Presbyterian	81 55
												254	A	Campbel l	62 53
												254	H	Campbel l	44 51
												305	H	Western Caro.	75 69
												322	A	Charleston So.	75 74
												322	H	Charleston So.	52 49
												343	A	Winthrop	79 58
												343	H	Winthrop	77 40
												344	A	Longwood	75 39
												344	H	Longwood	62 41

LAST 12 Division I GAMES:															
				87	A	Liberty	49 57			223	H	UNC Asheville	59 78		
				134	H	Radford	48 63			344	A	Longwood	75 39		
				228	A	Gardner-Webb	47 54			254	H	Campbel l	44 51		
				322	H	Charleston So.	52 49			87	H	Liberty	42 65		
				246	A	Presbyterian	55 62			322	A	Charleston So.	75 74		
				343	H	Winthrop	77 40			134	A	Radford	47 50		

Non-Div I Games: N. C. Wesleyan 111 54 Barton 82 69

High Point

Average RPI Win: 248
Average RPI Loss: 135

WON-LOST
RECORD

WINNING
PCT. RANK

LAST 10
GAMES

STRENGTH OF
SCHEDULE

OPP. STRENGTH
OF SCHEDULE

TEAM
RPI

ADJ.
RPI

CONF.
RPI

ADJ CONF.
RPI

DIV. I ONLY	11- 19	241	1- 9	233	146	255	255	10	10
DIV. I NON-CONF.	6- 5	153	0- 0	319	232	233	233	12	12
TOTALS	RPI 1-25	RPI 26-50	W-L RECORDS	RPI 51-100	RPI 101-999	RPI 201+			
11- 19	0- 0	0- 4	OVERALL	0- 3	11- 12	9- 4			
6- 8	0- 0	0- 2	HOME	0- 1	6- 5	5- 1			
4- 10	0- 0	0- 2	AWAY	0- 2	4- 6	4- 2			
1- 1	0- 0	0- 0	NEUTRAL	0- 0	1- 1	0- 1			
6- 5	0- 0	0- 0	NON-CONFERENCE	0- 1	6- 4	5- 1			
3- 2	0- 0	0- 0	HOME	0- 0	3- 2	3- 0			
2- 3	0- 0	0- 0	AWAY	0- 1	2- 2	2- 1			
1- 0	0- 0	0- 0	NEUTRAL	0- 0	1- 0	0- 0			
5- 14	0- 0	0- 4	CONFERENCE	0- 2	5- 8	4- 3			
3- 6	0- 0	0- 2	HOME	0- 1	3- 3	2- 1			
2- 7	0- 0	0- 2	AWAY	0- 1	2- 4	2- 1			
0- 1	0- 0	0- 0	NEUTRAL	0- 0	0- 1	0- 1			

RPI 1-25				RPI 26-50				RPI 51-100				RPI 101+ Team's RPI: 255			
RPI	S	Opponent	Score	RPI	S	Opponent	Score	RPI	S	Opponent	Score	RPI	S	Opponent	Score
				42	A	El on	55 80	66	A	James Madi son	56 73	104	A	Del aware	41 61
				42	H	El on	65 72	66	H	James Madi son	42 55	104	H	Del aware	51 58
				46	A	Drexel	38 47	91	A	UNLV	52 68	108	N	Wake Forest	69 66
				46	H	Drexel	47 58					130	A	Hartford	49 60
												139	A	Northeastern	54 58
												139	H	Northeastern	50 55
												154	A	William & Mary	53 63
												154	H	William & Mary	65 54
												187	H	Stony Brook	49 73
												199	H	Siena	60 70
												211	A	Col umbi a	53 75
												243	H	Hol y Cross	69 63
												249	A	Sacred Heart	86 81
												250	A	UNCW	69 61
												250	H	UNCW	55 59
												258	H	St. Bonaventure	71 68
												262	A	Col . of Charleston	75 60
												262	H	Col . of Charleston	65 60
												262	N	Col . of Charleston	72 88
												280	A	Towson	72 73
												280	H	Towson	83 72
												324	H	UMBC	71 55
												342	A	I ona	68 43
LAST 12 Division I GAMES:															
				262	N	Col . of Charleston	72 88	104	A	Del aware	41 61				
				139	A	Northeastern	54 58	280	A	Towson	72 73				
				42	A	El on	55 80	250	H	UNCW	55 59				
				139	H	Northeastern	50 55	154	A	William & Mary	53 63				
				280	H	Towson	83 72	66	A	James Madi son	56 73				
				42	H	El on	65 72	46	H	Drexel	47 58				

Non-Div I Games:

Hofstra

Loss, Non-Conf, S Site, H Home A Away N Neutral

Average RPI Win:	264	WON-LOST	WINNING	LAST 10	STRENGTH OF	OPP. STRENGTH	TEAM	ADJ.	CONF.	ADJ CONF.
Average RPI Loss:	145	RECORD	PCT. RANK	GAMES	SCHEDULE	OF SCHEDULE	RPI	RPI	RPI	RPI
DIV. I ONLY	13- 18	219	3- 7	257	214	243	243	15	15	
DIV. I NON-CONF.	5- 6	187	0- 0	330	314	271	271	18	18	

TOTALS	RPI 1-25	RPI 26-50	W-L RECORDS	RPI 51-100	RPI 101-999	RPI 201+				
13- 18	0- 0	0- 0	OVERALL	0- 8	13- 10	12- 6				
5- 10	0- 0	0- 0	HOME	0- 4	5- 6	5- 4				
8- 8	0- 0	0- 0	AWAY	0- 4	8- 4	7- 2				
0- 0	0- 0	0- 0	NEUTRAL	0- 0	0- 0	0- 0				
5- 6	0- 0	0- 0	NON-CONFERENCE	0- 1	5- 5	5- 2				
2- 3	0- 0	0- 0	HOME	0- 1	2- 2	2- 1				
3- 3	0- 0	0- 0	AWAY	0- 0	3- 3	3- 1				
0- 0	0- 0	0- 0	NEUTRAL	0- 0	0- 0	0- 0				
8- 12	0- 0	0- 0	CONFERENCE	0- 7	8- 5	7- 4				
3- 7	0- 0	0- 0	HOME	0- 3	3- 4	3- 3				
5- 5	0- 0	0- 0	AWAY	0- 4	5- 1	4- 1				
0- 0	0- 0	0- 0	NEUTRAL	0- 0	0- 0	0- 0				

RPI 1-25				RPI 26-50				RPI 51-100				RPI 101+ Team's RPI: 243			
RPI	S	Opponent	Score	RPI	S	Opponent	Score	RPI	S	Opponent	Score	RPI	S	Opponent	Score
								52	A	American	57 72	119	H	Dartmouth	74 76
								52	H	American	63 68	152	A	Army West Point	70 62
								71	A	Navy	54 62	152	H	Army West Point	57 66
								71	H	Navy	58 65	157	A	Marist	74 85
								82	H	Albany (NY)	56 65	172	A	Brown	78 82
								92	A	Bucknell I	53 67	208	A	Lehigh	65 62
								92	A	Bucknell I	63 72	208	H	Lehigh	54 49
								92	H	Bucknell I	47 71	209	H	Boston College	61 70
												231	A	Boston U.	60 57
												231	H	Boston U.	58 64
												236	A	Lafayette	69 56
												236	H	Lafayette	65 69
												238	A	Loyola Maryland	60 77
												238	H	Loyola Maryland	58 65
												253	A	Rider	83 56
												255	A	Hofstra	63 69
												288	A	Colgate	71 64
												288	H	Colgate	66 47
												288	H	Colgate	61 52
												295	H	Vermont	64 53
												296	H	Bryant	59 57
												335	A	Rhode Island	69 63
												348	A	UMass Lowell	84 56

LAST 12 Division I GAMES:															
								92	A	Bucknell I	53 67	152	H	Army West Point	57 66
								288	H	Colgate	66 47	231	H	Boston U.	58 64
								208	A	Lehigh	65 62	71	A	Navy	54 62
								288	H	Colgate	61 52	238	H	Loyola Maryland	58 65
								52	A	American	57 72	236	A	Lafayette	69 56
								92	A	Bucknell I	63 72	52	H	American	63 68

Non-Div I Games:

Holy Cross

Average RPI Win: 172

Average RPI Loss: 101

WON-LOST
RECORDWINNING
PCT. RANKLAST 10
GAMESSTRENGTH OF
SCHEDULEOPP. STRENGTH
OF SCHEDULETEAM
RPIADJ.
RPICONF.
RPIADJ CONF.
RPIDIV. I ONLY
DIV. I NON-CONF.20- 11
11- 389
455- 5
0- 0125
12387
12380
3880
387
77
7

TOTALS

RPI 1-25

RPI 26-50

W-L RECORDS

RPI 51-100

RPI 101-999

RPI 201+

20- 11

0- 3

0- 2

OVERALL

1- 0

19- 6

6- 1

10- 3

0- 1

0- 1

HOME

0- 0

10- 1

4- 0

7- 7

0- 2

0- 1

AWAY

0- 0

7- 4

2- 1

3- 1

0- 0

0- 0

NEUTRAL

1- 0

2- 1

0- 0

11- 3

0- 1

0- 1

NON-CONFERENCE

1- 0

10- 1

4- 1

5- 0

0- 0

0- 0

HOME

0- 0

5- 0

3- 0

3- 3

0- 1

0- 1

AWAY

0- 0

3- 1

1- 1

3- 0

0- 0

0- 0

NEUTRAL

1- 0

2- 0

0- 0

9- 8

0- 2

0- 1

CONFERENCE

0- 0

9- 5

2- 0

5- 3

0- 1

0- 1

HOME

0- 0

5- 1

1- 0

4- 4

0- 1

0- 0

AWAY

0- 0

4- 3

1- 0

0- 1

0- 0

0- 0

NEUTRAL

0- 0

0- 1

0- 0

RPI 1-25

RPI 26-50

RPI 51-100

Team's RPI: 80

RPI 101+

RPI	S	Opponent	Score
1	H	UConn	35 95
14	A	South Fla.	65 81
15	A	Texas A&M	65 83

RPI	S	Opponent	Score
39	A	Rutgers	57 75
45	H	UCF	59 64

RPI	S	Opponent	Score
87	N	Liberty	75 68

RPI	S	Opponent	Score
103	A	Cincinnati	57 61
103	H	Cincinnati	82 88
107	H	ETSU	88 69
109	H	George Mason	82 73
125	A	Tulane	98 92
125	H	Tulane	72 48
131	N	Milwaukee	74 59
132	A	Texas St.	72 67
139	N	Northeastern	72 64
151	A	Wichita St.	73 62
151	H	Wichita St.	73 55
177	A	UT Arlington	62 58
184	A	Temple	99 75
192	H	Memphis	66 55
193	A	East Carolina	78 80
193	H	East Carolina	97 81
195	A	Tulsa	77 83
195	N	Tulsa	72 98
209	A	Boston College	74 79
211	H	Columbia	77 53
213	A	SMU	85 75
213	H	SMU	60 56
233	A	New Orleans	78 66
252	H	Texas Tech	79 75
310	H	Incarinate Word	98 67

LAST 12 Division I GAMES:

195	N	Tulsa	72 98	192	H	Memphis	66 55
103	A	Cincinnati	57 61	151	A	Wichita St.	73 62
45	H	UCF	59 64	125	H	Tulane	72 48
14	A	South Fla.	65 81	213	H	SMU	60 56
193	H	East Carolina	97 81	193	A	East Carolina	78 80
195	A	Tulsa	77 83	184	A	Temple	99 75

Houston

Houston

Non-Div I Games:

Houston

Loss,
 Non-Conf,
 S Site,
 H Home
A Away
 N Neutral

Average RPI Win:	317	WON-LOST	WINNING	LAST 10	STRENGTH OF	OPP. STRENGTH	TEAM	ADJ.	CONF.	ADJ CONF.
Average RPI Loss:	183	RECORD	PCT. RANK	GAMES	SCHEDULE	OF SCHEDULE	RPI	RPI	RPI	RPI
DIV. I ONLY	6- 18	297	4- 6	297	288	309	309	26	26	
DIV. I NON-CONF.	0- 6	337	0- 0	110	209	321	321	25	25	

TOTALS	RPI 1-25	RPI 26-50	W-L RECORDS	RPI 51-100	RPI 101-999	RPI 201+				
6- 18	0- 1	0- 0	OVERALL	0- 3	6- 14	6- 9				
3- 6	0- 0	0- 0	HOME	0- 1	3- 5	3- 4				
3- 12	0- 1	0- 0	AWAY	0- 2	3- 9	3- 5				
0- 0	0- 0	0- 0	NEUTRAL	0- 0	0- 0	0- 0				
0- 6	0- 1	0- 0	NON-CONFERENCE	0- 1	0- 4	0- 1				
0- 0	0- 0	0- 0	HOME	0- 0	0- 0	0- 0				
0- 6	0- 1	0- 0	AWAY	0- 1	0- 4	0- 1				
0- 0	0- 0	0- 0	NEUTRAL	0- 0	0- 0	0- 0				
6- 12	0- 0	0- 0	CONFERENCE	0- 2	6- 10	6- 8				
3- 6	0- 0	0- 0	HOME	0- 1	3- 5	3- 4				
3- 6	0- 0	0- 0	AWAY	0- 1	3- 5	3- 4				
0- 0	0- 0	0- 0	NEUTRAL	0- 0	0- 0	0- 0				

RPI 1-25				RPI 26-50				RPI 51-100				RPI 101+ Team's RPI: 309			
RPI	S	Opponent	Score	RPI	S	Opponent	Score	RPI	S	Opponent	Score	RPI	S	Opponent	Score
14	A	South Fla.	43 90					90	A	Lamar University	55 90	115	H	SFA	54 76
								90	H	Lamar University	51 79	126	A	Central Ark.	56 64
								100	A	Rice	45 67	136	A	Louisiana Tech	62 85
												170	A	UTEP	62 69
												174	A	Oral Roberts	56 78
												217	A	A&M-Corpus Christi	49 50
												217	H	A&M-Corpus Christi	68 73
												227	A	Nicholls St.	45 63
												227	H	Nicholls St.	61 73
												233	A	New Orleans	52 70
												244	A	Abilene Christian	68 80
												278	A	McNeese	67 61
												278	H	McNeese	74 86
												297	H	Southeastern La.	61 76
												310	A	Incarnate Word	58 56
												310	H	Incarnate Word	67 56
												334	A	Sam Houston St.	69 61
												334	H	Sam Houston St.	65 62
												337	H	Northwestern St.	57 51
												338	A	La.-Monroe	73 77

LAST 12 Division I GAMES:															
217	H	A&M-Corpus Christi	68 73	227	A	Nicholls St.	45 63								
310	H	Incarnate Word	67 56	126	A	Central Ark.	56 64								
278	A	McNeese	67 61	115	H	SFA	54 76								
90	A	Lamar University	55 90	217	A	A&M-Corpus Christi	49 50								
334	H	Sam Houston St.	65 62	310	A	Incarnate Word	58 56								
337	H	Northwestern St.	57 51	278	H	McNeese	74 86								

Non-Div I Games: LeTourneau 88 43 Paul Quinn 74 54 Huston-Tillotson 76 72 Jarvis Christian 78 30
Houston Baptist

Howard		Average RPI Win: 293	WON-LOST RECORD	WINNING PCT. RANK	LAST 10 GAMES	STRENGTH OF SCHEDULE	OPP. STRENGTH OF SCHEDULE	TEAM RPI	ADJ. RPI	CONF. RPI	ADJ CONF. RPI
Average RPI Loss: 183											
DIV. I ONLY		12- 18	230	5- 5	278	335	268	268	30	30	
DIV. I NON-CONF.		4- 9	249	0- 0	93	266	236	236	31	31	

TOTALS	RPI 1-25	RPI 26-50		W-L RECORDS		RPI 51-100	RPI 101-999	RPI 201+			
12- 18	0- 1	0- 2		OVERALL		0- 1	12- 14	11- 7			
8- 6	0- 0	0- 0		HOME		0- 0	8- 6	7- 2			
4- 11	0- 0	0- 0		AWAY		0- 0	4- 1	4- 1			
0- 1	0- 0	0- 0		NEUTRAL		0- 0	0- 1	0- 1			
4- 9	0- 1	0- 2		NON-CONFERENCE		0- 1	4- 5	4- 1			
4- 2	0- 0	0- 0		HOME		0- 0	4- 2	4- 0			
0- 7	0- 1	0- 2		AWAY		0- 1	0- 3	0- 1			
0- 0	0- 0	0- 0		NEUTRAL		0- 0	0- 0	0- 0			
8- 9	0- 0	0- 0		CONFERENCE		0- 0	8- 9	7- 6			
4- 4	0- 0	0- 0		HOME		0- 0	4- 4	3- 2			
4- 4	0- 0	0- 0		AWAY		0- 0	4- 4	4- 3			
0- 1	0- 0	0- 0		NEUTRAL		0- 0	0- 1	0- 1			

RPI 1-25				RPI 26-50				RPI 51-100				RPI 101+ Team's RPI: 268			
RPI	S	Opponent	Score	RPI	S	Opponent	Score	RPI	S	Opponent	Score	RPI	S	Opponent	Score
17	A	Maryland	49 111	26	A	Georgia	47 87	99	A	Georgetown	41 93	103	A	Cincinnati	53 87
				47	A	Mercer	44 70					122	H	Bethune-Cookman	55 59
												154	H	William & Mary	71 83
												161	A	N. C. A&T	53 91
												161	H	N. C. A&T	68 76
												172	H	Brown	81 85
												173	H	Hampton	68 63
												199	A	Siena	61 72
												216	H	Norfolk St.	53 59
												254	H	Campbell	63 61
												266	A	UMES	52 58
												266	H	UMES	79 83
												272	A	Morgan St.	68 61
												274	H	St. Francis Brooklyn	72 69
												281	H	Fairleigh Dickinson	68 65
												295	A	Vermont	65 88
												299	H	FIU	69 62
												317	A	South Carolina St.	68 58
												320	A	N. C. Central	77 78
												320	H	N. C. Central	69 54
												321	A	Coppin St.	87 69
												333	H	Delaware St.	78 70
												336	A	Florida A&M	59 74
												336	H	Florida A&M	76 65
												336 N		Florida A&M	64 69
												340	A	Savannah St.	87 59
LAST 12 Division I GAMES:															
				336 N		Florida A&M	64 69	266	H	UMES	79 83				
				321	A	Coppin St.	87 69	173	H	Hampton	68 63				
				216	H	Norfolk St.	53 59	272	A	Morgan St.	68 61				
				333	H	Delaware St.	78 70	336	H	Florida A&M	76 65				
				320	A	N. C. Central	77 78	266	A	UMES	52 58				
				161	A	N. C. A&T	53 91	161	H	N. C. A&T	68 76				

Non-Div I Games:

Howard

■ Loss,
 ■ Non-Conf,
 ■ S Site,
 ■ Home
 ■ A Away
 N Neutral

I
U
P
U
I

I
U
P
U
I

I UPU I

Page 116

Average RPI Win:	215	WON-LOST	WINNING	LAST 10	STRENGTH OF	OPP. STRENGTH	TEAM	ADJ.	CONF.	ADJ CONF.
Average RPI Loss:	134	RECORD	PCT. RANK	GAMES	SCHEDULE	OF SCHEDULE	RPI	RPI	RPI	RPI
DIV. I ONLY	17- 12	119	8- 2	209	134	143	143	19	19	
DIV. I NON-CONF.	3- 7	254	0- 0	117	70	207	207	13	13	

TOTALS	RPI 1-25	RPI 26-50	W-L RECORDS	RPI 51-100	RPI 101-999	RPI 201+				
17- 12	0- 1	1- 1	OVERALL	0- 3	16- 7	12- 3				
7- 6	0- 0	0- 1	HOME	0- 1	7- 4	5- 1				
9- 5	0- 0	1- 0	AWAY	0- 0	8- 0	6- 0				
1- 1	0- 0	0- 0	NEUTRAL	0- 1	1- 0	1- 0				
3- 7	0- 1	0- 0	NON-CONFERENCE	0- 3	3- 3	2- 2				
1- 3	0- 0	0- 0	HOME	0- 1	1- 2	1- 1				
2- 3	0- 1	0- 0	AWAY	0- 1	2- 1	1- 1				
0- 1	0- 0	0- 0	NEUTRAL	0- 1	0- 0	0- 0				
14- 5	0- 0	1- 1	CONFERENCE	0- 0	13- 4	10- 1				
6- 3	0- 0	0- 1	HOME	0- 0	6- 2	4- 0				
7- 2	0- 0	1- 0	AWAY	0- 0	6- 2	5- 1				
1- 0	0- 0	0- 0	NEUTRAL	0- 0	1- 0	1- 0				

RPI 1-25				RPI 26-50				RPI 51-100				RPI 101+ Team's RPI: 143			
RPI	S	Opponent	Score	RPI	S	Opponent	Score	RPI	S	Opponent	Score	RPI	S	Opponent	Score
6	A	Ohio St.	56 99	37	A	Northern Colo.	79 71	55	A	Arizona St.	33 77	115	A	Colorado St.	83 69
				37	H	Northern Colo.	72 78	69	N	TCU	76 86	118	A	Portland St.	101 90
								76	H	Wyoming	64 70	118	H	Portland St.	61 60
												144	H	Idaho St.	52 62
												148	A	Eastern Wash.	64 71
												148	H	Eastern Wash.	85 71
												150	H	Weber St.	88 105
												198	H	Washington	69 81
												202	A	North Dakota	78 64
												202	H	North Dakota	80 75
												206	A	CSUN	80 75
												210	A	Montana St.	95 77
												210	N	Montana St.	78 74
												212	H	Seattle U	60 68
												235	A	Montana	67 56
												244	A	Abilene Christian	72 82
												271	A	Sacramento St.	64 79
												271	H	Sacramento St.	101 66
												304	A	Northern Ariz.	93 83
												304	H	Northern Ariz.	83 68
												319	H	Cal St. Fullerton	80 60
												328	A	Southern Utah	65 57
												328	H	Southern Utah	74 51

LAST 12 Division I GAMES:															
210	N	Montana St.	78 74	210	A	Montana St.	95 77	148	H	Eastern Wash.	85 71	271	H	Sacramento St.	101 66
328	A	Southern Utah	65 57	148	H	Eastern Wash.	85 71	118	H	Portland St.	61 60	202	A	North Dakota	78 64
304	A	Northern Ariz.	93 83	271	H	Sacramento St.	101 66	37	A	Northern Colo.	79 71				
150	H	Weber St.	88 105												
144	H	Idaho St.	52 62												
235	A	Montana	67 56												

Non-Div I Games: Eastern Ore. 84 70

Idaho

Average RPI Win:	235	WON-LOST	WINNING	LAST 10	STRENGTH OF	OPP. STRENGTH	TEAM	ADJ.	CONF.	ADJ CONF.
Average RPI Loss:	149	RECORD	PCT. RANK	GAMES	SCHEDULE	OF SCHEDULE	RPI	RPI	RPI	RPI
DIV. I ONLY	19- 10	87	7- 3	319	165	144	144	19	19	
DIV. I NON-CONF.	6- 3	87	0- 0	323	163	120	120	13	13	

TOTALS	RPI 1-25	RPI 26-50	W-L RECORDS	RPI 51-100	RPI 101-999	RPI 201+				
19- 10	0- 0	0- 2	OVERALL	0- 1	19- 7	13- 3				
7- 3	0- 0	0- 1	HOME	0- 0	7- 2	6- 1				
10- 7	0- 0	0- 0	AWAY	0- 0	10- 0	6- 0				
2- 0	0- 0	0- 0	NEUTRAL	0- 0	2- 0	1- 0				
6- 3	0- 0	0- 0	NON-CONFERENCE	0- 1	6- 2	4- 1				
1- 0	0- 0	0- 0	HOME	0- 0	1- 0	1- 0				
5- 3	0- 0	0- 0	AWAY	0- 1	5- 2	3- 1				
0- 0	0- 0	0- 0	NEUTRAL	0- 0	0- 0	0- 0				
13- 7	0- 0	0- 2	CONFERENCE	0- 0	13- 5	9- 2				
6- 3	0- 0	0- 1	HOME	0- 0	6- 2	5- 1				
5- 4	0- 0	0- 1	AWAY	0- 0	5- 3	3- 1				
2- 0	0- 0	0- 0	NEUTRAL	0- 0	2- 0	1- 0				

RPI 1-25				RPI 26-50				RPI 51-100				RPI 101+				Team's RPI: 144
RPI	S	Opponent	Score	RPI	S	Opponent	Score	RPI	S	Opponent	Score	RPI	S	Opponent	Score	
				37	A	Northern Colo.	52 75	76	A	Wyoming	53 61	112	A	Washington St.	55 72	
				37	H	Northern Colo.	57 63					118	A	Portland St.	88 59	
												118	H	Portland St.	72 64	
												143	A	Idaho	62 52	
												148	A	Eastern Wash.	64 66	
												150	A	Weber St.	73 84	
												150	H	Weber St.	70 76	
												150	N	Weber St.	113 109	
												194	A	UC Irvine	78 72	
												198	A	Washington	79 59	
												202	A	North Dakota	68 55	
												202	H	North Dakota	57 46	
												210	H	Montana St.	60 61	
												212	A	Seattle U	74 69	
												235	H	Montana	72 60	
												239	A	Pepperdine	74 80	
												257	A	Hawaii	64 62	
												271	A	Sacramento St.	85 71	
												271	H	Sacramento St.	83 71	
												304	A	Northern Ariz.	75 55	
												304	H	Northern Ariz.	76 59	
												315	H	Utah St.	64 44	
												323	A	Utah Valley	70 58	
												328	A	Southern Utah	70 76	
												328	H	Southern Utah	66 39	
												328	N	Southern Utah	59 49	

LAST 12 Division I GAMES:																
				150	N	Weber St.	113 109	118	H	Portland St.	72 64					
				328	N	Southern Utah	59 49	271	H	Sacramento St.	83 71					
				235	H	Montana	72 60	202	A	North Dakota	68 55					
				210	H	Montana St.	60 61	37	A	Northern Colo.	52 75					
				148	A	Eastern Wash.	64 66	328	H	Southern Utah	66 39					
				143	A	Idaho	62 52	304	H	Northern Ariz.	76 59					

Non-Div I Games: Westminster (UT) 83 45 Col. of Idaho 89 32

Idaho St.

■ Loss,
 ■ Non-Conf,
 ■ S Site,
 ■ Home
 ■ A Away
 N Neutral

Average RPI Win:	265	WON-LOST	WINNING	LAST 10	STRENGTH OF	OPP. STRENGTH	TEAM	ADJ.	CONF.	ADJ CONF.
Average RPI Loss:	173	RECORD	PCT. RANK	GAMES	SCHEDULE	OF SCHEDULE	RPI	RPI	RPI	RPI
DIV. I ONLY	6- 22	314	1- 9	299	206	331	331	11	11	
DIV. I NON-CONF.	5- 4	146	0- 0	347	345	325	325	15	15	

TOTALS	RPI 1-25	RPI 26-50	W-L RECORDS	RPI 51-100	RPI 101-999	RPI 201+				
6- 22	0- 2	0- 0	OVERALL	0- 4	6- 16	4- 7				
5- 10	0- 1	0- 0	HOME	0- 2	5- 7	3- 3				
1- 11	0- 1	0- 0	AWAY	0- 2	1- 8	1- 4				
0- 1	0- 0	0- 0	NEUTRAL	0- 0	0- 1	0- 0				
5- 4	0- 0	0- 0	NON-CONFERENCE	0- 0	5- 4	3- 4				
4- 2	0- 0	0- 0	HOME	0- 0	4- 2	2- 2				
1- 2	0- 0	0- 0	AWAY	0- 0	1- 2	1- 2				
0- 0	0- 0	0- 0	NEUTRAL	0- 0	0- 0	0- 0				
1- 18	0- 2	0- 0	CONFERENCE	0- 4	1- 12	1- 3				
1- 8	0- 1	0- 0	HOME	0- 2	1- 5	1- 1				
0- 9	0- 1	0- 0	AWAY	0- 2	0- 6	0- 2				
0- 1	0- 0	0- 0	NEUTRAL	0- 0	0- 1	0- 0				

RPI 1-25				RPI 26-50				RPI 51-100				RPI 101+				Team's RPI: 331
RPI	S	Opponent	Score	RPI	S	Opponent	Score	RPI	S	Opponent	Score	RPI	S	Opponent	Score	
22	A	Green Bay	36 65					81	A	IUPUI	43 68	123	A	Cleveland St.	67 70	
22	H	Green Bay	37 66					81	H	IUPUI	46 82	123	H	Cleveland St.	42 64	
								85	A	Wright St.	50 60	131	A	Milwaukee	44 59	
								85	H	Wright St.	53 80	131	H	Milwaukee	53 76	
												139	A	Youngstown St.	63 76	
												139	H	Youngstown St.	52 71	
												189	A	Oakland	78 95	
												189	H	Oakland	63 67	
												189	N	Oakland	46 80	
												196	H	Eastern Mich.	73 70	
												201	H	North Texas	70 67	
												256	A	Northern Ky.	53 61	
												256	H	Northern Ky.	73 55	
												261	H	Indiana St.	55 46	
												269	A	Bradley	48 58	
												289	H	Santa Clara	36 45	
												298	H	Jackson St.	63 76	
												308	A	Loyola Chicago	55 57	
												325	A	Detroit Mercy	60 73	
												325	H	Detroit Mercy	58 61	
												326	A	Fort Wayne	67 51	
												349	H	Evansville	96 77	

LAST 12 Division I GAMES:																
				189	N	Oakland	46 80	139	H	Youngstown St.	52 71					
				85	H	Wright St.	53 80	123	H	Cleveland St.	42 64					
				256	H	Northern Ky.	73 55	81	A	IUPUI	43 68					
				22	H	Green Bay	37 66	131	A	Milwaukee	44 59					
				189	A	Oakland	78 95	22	A	Green Bay	36 65					
				325	A	Detroit Mercy	60 73	256	A	Northern Ky.	53 61					

Non-Div I Games: Bethel (IN) 66 46 Ind.-Northwest 74 56

Average RPI Win:	257	WON-LOST	WINNING	LAST 10	STRENGTH OF	OPP. STRENGTH	TEAM	ADJ.	CONF.	ADJ CONF.
Average RPI Loss:	73	RECORD	PCT. RANK	GAMES	SCHEDULE	OF SCHEDULE	RPI	RPI	RPI	RPI
DIV. I ONLY	9- 22	279	0- 10	106	75	240	240	3	3	
DIV. I NON-CONF.	9- 5	99	0- 0	241	225	157	157	4	4	

TOTALS	RPI 1-25	RPI 26-50	W-L RECORDS	RPI 51-100	RPI 101-999	RPI 201+				
9- 22	0- 4	0- 3	OVERALL	0- 11	9- 4	6- 1				
6- 10	0- 2	0- 1	HOME	0- 4	6- 3	6- 1				
1- 11	0- 2	0- 2	AWAY	0- 6	1- 1	0- 0				
2- 1	0- 0	0- 0	NEUTRAL	0- 1	2- 0	0- 0				
9- 5	0- 1	0- 0	NON-CONFERENCE	0- 3	9- 1	6- 0				
6- 2	0- 0	0- 0	HOME	0- 1	6- 1	6- 0				
1- 3	0- 1	0- 0	AWAY	0- 2	1- 0	0- 0				
2- 0	0- 0	0- 0	NEUTRAL	0- 0	2- 0	0- 0				
0- 17	0- 3	0- 3	CONFERENCE	0- 8	0- 3	0- 1				
0- 8	0- 2	0- 1	HOME	0- 3	0- 2	0- 1				
0- 8	0- 1	0- 2	AWAY	0- 4	0- 1	0- 0				
0- 1	0- 0	0- 0	NEUTRAL	0- 1	0- 0	0- 0				

RPI 1-25				RPI 26-50				RPI 51-100				RPI 101+ Team's RPI: 240			
RPI	S	Opponent	Score	RPI	S	Opponent	Score	RPI	S	Opponent	Score	RPI	S	Opponent	Score
6	H	Ohio St.	69 88	38	A	Michigan	42 86	52	A	FGCU	61 85	101	H	Western Ill.	67 77
17	A	Maryland	65 100	39	A	Rutgers	37 76	54	A	Indiana	54 70	151	N	Wichita St.	68 67
21	H	Iowa	71 84	40	H	Minnesota	75 84	60	A	Nebraska	47 62	175	A	Northwestern	61 68
23	A	Missouri	55 72					60	H	Nebraska	72 80	175	H	Northwestern	59 74
								62	A	Purdue	51 64	192	A	Memphis	63 47
								62	H	Purdue	54 73	194	N	UC Irvine	65 59
								65	H	Michigan St.	55 67	204	H	Wisconsin	61 70
								67	H	Virginia Tech	49 96	251	H	Austin Peay	59 47
								88	A	New Mexico	68 97	261	H	Indiana St.	81 52
								93	A	Penn St.	59 68	269	H	Bradley	74 62
								93	N	Penn St.	57 83	325	H	Detroit Mercy	73 65
												326	H	Fort Wayne	64 50
												346	H	Chicago St.	66 56

LAST 12 Division I GAMES:															
93	N	Penn St.	57 83	62	H	Purdue	54 73								
40	H	Minnesota	75 84	60	A	Nebraska	47 62								
62	A	Purdue	51 64	204	H	Wisconsin	61 70								
175	A	Northwestern	61 68	93	A	Penn St.	59 68								
6	H	Ohio St.	69 88	38	A	Michigan	42 86								
54	A	Indiana	54 70	65	H	Michigan St.	55 67								

Non-Div I Games:

Illinois

Average RPI Win: 250	WON-LOST RECORD	WINNING PCT. RANK	LAST 10 GAMES	STRENGTH OF SCHEDULE	OPP. STRENGTH OF SCHEDULE	TEAM RPI	ADJ. RPI	CONF. RPI	ADJ CONF. RPI
Average RPI Loss: 161									
DIV. I ONLY	14- 15	188	6- 4	288	249	241	241	24	24
DIV. I NON-CONF.	6- 5	153	0- 0	232	226	192	192	21	21

TOTALS	RPI 1-25	RPI 26-50	W-L RECORDS	RPI 51-100	RPI 101-999	RPI 201+			
14- 15	0- 0	0- 0	OVERALL	0- 4	14- 11	9- 4			
9- 6	0- 0	0- 0	HOME	0- 2	9- 4	6- 1			
4- 9	0- 0	0- 0	AWAY	0- 0	4- 1	3- 1			
1- 0	0- 0	0- 0	NEUTRAL	0- 0	1- 0	0- 0			
6- 5	0- 0	0- 0	NON-CONFERENCE	0- 0	6- 5	3- 0			
4- 2	0- 0	0- 0	HOME	0- 0	4- 2	2- 0			
1- 3	0- 0	0- 0	AWAY	0- 0	1- 3	1- 0			
1- 0	0- 0	0- 0	NEUTRAL	0- 0	1- 0	0- 0			
8- 10	0- 0	0- 0	CONFERENCE	0- 4	8- 6	6- 4			
5- 4	0- 0	0- 0	HOME	0- 2	5- 2	4- 1			
3- 6	0- 0	0- 0	AWAY	0- 2	3- 4	2- 3			
0- 0	0- 0	0- 0	NEUTRAL	0- 0	0- 0	0- 0			

RPI S Opponent	Score	RPI S Opponent	Score	RPI S Opponent	Score	RPI S Opponent	Score	Team's RPI: 241
				70 A Drake	64 80	109 A George Mason	37 56	
				70 H Drake	58 65	123 H Cleveland St.	47 56	
				97 A Missouri St.	58 75	129 H Butler	45 56	
				97 H Missouri St.	50 56	131 A Milwaukee	59 61	
						135 A UNI	48 66	
						135 H UNI	36 58	
						139 N Northeastern	65 55	
						162 H SIUE	62 47	
						169 A Southern Ill.	39 36	
						169 H Southern Ill.	49 46	
						189 A Oakland	43 64	
						196 H Eastern Mich.	65 56	
						256 H Northern Ky.	49 37	
						261 A Indiana St.	49 52	
						261 H Indiana St.	63 53	
						269 A Bradley	53 41	
						269 H Bradley	42 62	
						283 H UMKC	64 53	
						291 A Valparaiso	50 56	
						291 H Valparaiso	63 55	
						301 A Long Beach St.	59 51	
						308 A Loyola Chicago	59 62	
						308 H Loyola Chicago	57 49	
						349 A Evansville	67 43	
						349 H Evansville	70 44	
LAST 12 Division I GAMES:								
269 A Bradley	53 41	169 A Southern Ill.	39 36	291 H Valparaiso	63 55			
70 A Drake	64 80	308 H Loyola Chicago	57 49	135 H UNI	36 58			
135 A UNI	48 66	70 H Drake	58 65	261 A Indiana St.	49 52			
349 H Evansville	70 44							
261 H Indiana St.	63 53							
97 A Missouri St.	58 75							

Non-Div I Games:

Illinois St.

Average RPI Win:	286	WON-LOST	WINNING	LAST 10	STRENGTH OF	OPP. STRENGTH	TEAM	ADJ.	CONF.	ADJ CONF.
Average RPI Loss:	178	RECORD	PCT. RANK	GAMES	SCHEDULE	OF SCHEDULE	RPI	RPI	RPI	RPI

DIV. I ONLY	4- 24	329	2- 8	146	324	310	310	26	26
DIV. I NON-CONF.	0- 10	337	0- 0	35	300	289	289	25	25

TOTALS	RPI 1-25	RPI 26-50	W-L RECORDS	RPI 51-100	RPI 101-999	RPI 201+			
4- 24	0- 0	0- 0	OVERALL	0- 6	4- 18	4- 11			
2- 10	0- 0	0- 0	HOME	0- 2	2- 8	2- 5			
2- 14	0- 0	0- 0	AWAY	0- 1	2- 1	2- 1			
0- 0	0- 0	0- 0	NEUTRAL	0- 0	0- 0	0- 0			
0- 10	0- 0	0- 0	NON-CONFERENCE	0- 4	0- 6	0- 2			
0- 3	0- 0	0- 0	HOME	0- 1	0- 2	0- 1			
0- 7	0- 0	0- 0	AWAY	0- 3	0- 4	0- 1			
0- 0	0- 0	0- 0	NEUTRAL	0- 0	0- 0	0- 0			
4- 14	0- 0	0- 0	CONFERENCE	0- 2	4- 12	4- 9			
2- 7	0- 0	0- 0	HOME	0- 1	2- 6	2- 4			
2- 7	0- 0	0- 0	AWAY	0- 1	2- 6	2- 5			
0- 0	0- 0	0- 0	NEUTRAL	0- 0	0- 0	0- 0			

RPI 1-25				RPI 26-50				RPI 51-100				RPI 101+ Team's RPI: 310			
RPI	S	Opponent	Score	RPI	S	Opponent	Score	RPI	S	Opponent	Score	RPI	S	Opponent	Score
								57	A	Oklahoma St.	35 86	114	A	Utah	31 90
								58	H	South Dakota	51 81	115	A	SFA	49 60
								80	A	Houston	67 98	115	H	SFA	50 75
								90	A	Lamar University	54 77	126	H	Central Ark.	35 57
								90	H	Lamar University	47 71	132	H	Texas St.	33 74
								100	A	Rice	43 60	150	A	Weber St.	55 79
												177	A	UT Arlington	48 61
												217	A	A&M-Corpus Christi	59 75
												217	H	A&M-Corpus Christi	58 62
												227	H	Nicholls St.	64 62
												233	A	New Orleans	50 52
												233	H	New Orleans	45 72
												244	A	Abilene Christian	56 58
												244	H	Abilene Christian	58 46
												252	A	Texas Tech	54 80
												276	H	Massachusetts	45 64
												278	H	McNeese	57 66
												297	A	Southeastern La.	54 65
												309	A	Houston Baptist	56 67
												309	H	Houston Baptist	56 58
												334	A	Sam Houston St.	56 49
												337	A	Northwestern St.	57 53

								LAST 12 Division I GAMES:							
								244	H	Abilene Christian	58 46	244	A	Abilene Christian	56 58
								309	A	Houston Baptist	56 67	297	A	Southeastern La.	54 65
								217	A	A&M-Corpus Christi	59 75	217	H	A&M-Corpus Christi	58 62
								337	A	Northwestern St.	57 53	233	H	New Orleans	45 72
								115	A	SFA	50 75	309	H	Houston Baptist	56 58
								90	H	Lamar University	47 71	233	A	New Orleans	50 52

Non-Div I Games: Mary Hardin-Baylor 76 58

Incarnate Word

Average RPI	Win:	125	WON-LOST	WINNING	LAST 10	STRENGTH OF	OPP. STRENGTH	TEAM	ADJ.	CONF.	ADJ CONF.
Average RPI	Loss:	43	RECORD	PCT. RANK	GAMES	SCHEDULE	OF SCHEDULE	RPI	RPI	RPI	RPI
DIV. I ONLY		17- 14	143	8- 2	11	31	54	54	3	3	
DIV. I NON-CONF.		7- 6	165	0- 0	18	66	76	76	4	4	

TOTALS	RPI 1-25		RPI 26-50		W-L RECORDS		RPI 51-100		RPI 101-999		RPI 201+
17- 14	0- 7		2- 2		OVERALL		7- 3		8- 2		4- 0
10- 5	0- 2		1- 0		HOME		3- 1		6- 2		3- 0
5- 6	0- 3		1- 1		AWAY		2- 2		2- 0		1- 0
2- 3	0- 2		0- 1		NEUTRAL		2- 0		0- 0		0- 0
7- 6	0- 2		0- 1		NON-CONFERENCE		2- 1		5- 2		2- 0
4- 3	0- 1		0- 0		HOME		1- 0		3- 2		1- 0
2- 1	0- 0		0- 0		AWAY		0- 1		2- 0		1- 0
1- 2	0- 1		0- 1		NEUTRAL		1- 0		0- 0		0- 0
10- 8	0- 5		2- 1		CONFERENCE		5- 2		3- 0		2- 0
6- 2	0- 1		1- 0		HOME		2- 1		3- 0		2- 0
3- 5	0- 3		1- 1		AWAY		2- 1		0- 0		0- 0
1- 1	0- 1		0- 0		NEUTRAL		1- 0		0- 0		0- 0

RPI 1-25				RPI 26-50				RPI 51-100				Team's RPI: 54	RPI 101+			
RPI	S	Opponent	Score	RPI	S	Opponent	Score	RPI	S	Opponent	Score		RPI	S	Opponent	Score
3	H	Louisville	59 72	31	N	Virginia	72 82	59	H	Western Ky.	73 71		102	H	Auburn	53 65
6	A	Ohio St.	70 85	38	A	Michigan	79 84	60	H	Nebraska	83 75		105	H	Chattanooga	61 64
6	H	Ohio St.	62 77	39	H	Rutgers	64 58	62	A	Purdue	52 44		127	A	Yale	72 68
17	A	Maryland	70 74	40	A	Minnesota	82 70	62	H	Purdue	72 54		175	H	Northwestern	78 73
17	N	Maryland	54 67					65	A	Michigan St.	69 65		181	H	Southern U.	64 49
21	A	Iowa	62 75					65	H	Michigan St.	46 68		201	H	North Texas	68 63
23	N	Missouri	55 75					65	N	Michigan St.	111 109		204	H	Wisconsin	69 55
								75	N	UAB	71 63		222	H	Arkansas St.	93 51
								79	A	Saint Mary's (CA)	82 88		240	H	Illinois	70 54
								93	A	Penn St.	74 77		256	A	Northern Ky.	67 56
LAST 12 Division I GAMES:																
17	N	Maryland	54 67	240	H	Illinois	70 54									
65	N	Michigan St.	111 109	175	H	Northwestern	78 73									
21	A	Iowa	62 75	39	H	Rutgers	64 58									
40	A	Minnesota	82 70	204	H	Wisconsin	69 55									
60	H	Nebraska	83 75	65	A	Michigan St.	69 65									
62	A	Purdue	52 44	17	A	Maryland	70 74									

Non-Div I Games:

Indiana

Average RPI Win: 291	WON-LOST RECORD	WINNING PCT. RANK	LAST 10 GAMES	STRENGTH OF SCHEDULE	OPP. STRENGTH OF SCHEDULE	TEAM RPI	ADJ. RPI	CONF. RPI	ADJ. CONF. RPI
Average RPI Loss: 138									
DIV. I ONLY	10- 18	246	5- 5	207	245	261	261	24	24
DIV. I NON-CONF.	1- 9	318	0- 0	111	158	287	287	21	21

TOTALS	RPI 1-25	RPI 26-50	W-L RECORDS	RPI 51-100	RPI 101-999	RPI 201+			
10- 18	0- 1	0- 0	OVERALL	0- 7	10- 10	10- 4			
5- 9	0- 1	0- 0	HOME	0- 3	5- 5	5- 1			
4- 8	0- 0	0- 0	AWAY	0- 3	4- 5	4- 3			
1- 1	0- 0	0- 0	NEUTRAL	0- 1	1- 0	1- 0			
1- 9	0- 1	0- 0	NON-CONFERENCE	0- 3	1- 5	1- 3			
0- 5	0- 1	0- 0	HOME	0- 1	0- 3	0- 1			
0- 3	0- 0	0- 0	AWAY	0- 1	0- 2	0- 2			
1- 1	0- 0	0- 0	NEUTRAL	0- 1	1- 0	1- 0			
9- 9	0- 0	0- 0	CONFERENCE	0- 4	9- 5	9- 1			
5- 4	0- 0	0- 0	HOME	0- 2	5- 2	5- 0			
4- 5	0- 0	0- 0	AWAY	0- 2	4- 3	4- 1			
0- 0	0- 0	0- 0	NEUTRAL	0- 0	0- 0	0- 0			

RPI 1-25				RPI 26-50				RPI 51-100				RPI 101+ Team's RPI: 261			
RPI	S	Opponent	Score	RPI	S	Opponent	Score	RPI	S	Opponent	Score	RPI	S	Opponent	Score
24	H	Central Mich.	67 77					58	N	South Dakota	59 71	121	H	Saint Louis	59 60
								70	A	Drake	64 85	129	H	Butler	51 60
								70	H	Drake	51 84	135	A	UNI	53 59
								77	H	Miami (OH)	56 68	135	H	UNI	46 56
								81	A	IUPUI	57 86	169	A	Southern Ill.	43 54
								97	A	Missouri St.	56 69	169	H	Southern Ill.	45 64
								97	H	Missouri St.	63 77	235	N	Montana	57 45
												240	A	Illinois	52 81
												241	A	Illinois St.	53 63
												241	H	Illinois St.	52 49
												242	H	Fla. Atlantic	58 66
												269	A	Bradley	74 70
												269	H	Bradley	65 50
												291	A	Valparaiso	67 54
												291	H	Valparaiso	64 46
												308	A	Loyola Chicago	73 65
												308	H	Loyola Chicago	74 67
												331	A	Ill.-Chicago	46 55
												349	A	Evansville	66 57
												349	H	Evansville	56 48

LAST 12 Division I GAMES:															
97	A	Missouri St.	56 69	70	H	Drake	51 84								
169	A	Southern Ill.	43 54	135	H	UNI	46 56								
308	H	Loyola Chicago	74 67	349	A	Evansville	66 57								
291	H	Valparaiso	64 46	291	A	Valparaiso	67 54								
269	A	Bradley	74 70	308	A	Loyola Chicago	73 65								
241	A	Illinois St.	53 63	241	H	Illinois St.	52 49								

Non-Div I Games: Missouri S&T 84 51

Indiana St.

Average RPI Win:	347	WON-LOST	WINNING	LAST 10	STRENGTH OF	OPP. STRENGTH	TEAM	ADJ.	CONF.	ADJ CONF.
Average RPI Loss:	197	RECORD	PCT. RANK	GAMES	SCHEDULE	OF SCHEDULE	RPI	RPI	RPI	RPI
DIV. I ONLY	2- 28	345	2- 8	251	291	342	342	28	28	
DIV. I NON-CONF.	0- 11	337	0- 0	143	228	331	331	26	26	

TOTALS	RPI 1-25	RPI 26-50	W-L RECORDS	RPI 51-100	RPI 101-999	RPI 201+				
2- 28	0- 0	0- 2	OVERALL	0- 5	2- 21	2- 14				
1- 13	0- 0	0- 1	HOME	0- 2	1- 10	1- 6				
1- 14	0- 0	0- 1	AWAY	0- 3	1- 10	1- 7				
0- 1	0- 0	0- 0	NEUTRAL	0- 0	0- 1	0- 1				
0- 11	0- 0	0- 0	NON-CONFERENCE	0- 5	0- 6	0- 3				
0- 5	0- 0	0- 0	HOME	0- 2	0- 3	0- 1				
0- 6	0- 0	0- 0	AWAY	0- 3	0- 3	0- 2				
0- 0	0- 0	0- 0	NEUTRAL	0- 0	0- 0	0- 0				
2- 17	0- 0	0- 2	CONFERENCE	0- 0	2- 15	2- 11				
1- 8	0- 0	0- 1	HOME	0- 0	1- 7	1- 5				
1- 8	0- 0	0- 1	AWAY	0- 0	1- 7	1- 5				
0- 1	0- 0	0- 0	NEUTRAL	0- 0	0- 1	0- 1				

RPI 1-25				RPI 26-50				RPI 51-100				RPI 101+				Team's RPI: 342	
RPI	S	Opponent	Score	RPI	S	Opponent	Score	RPI	S	Opponent	Score	RPI	S	Opponent	Score		
35	A	Quinnipiac	47 90	74	A	Duquesne	59 80	157	A	Marist	55 75				55	75	
35	H	Quinnipiac	38 74	83	H	Toledo	57 74	157	H	Marist	45 55				45	55	
				84	A	Fordham	48 78	182	H	Kansas	58 72				58	72	
				92	H	Bucknell	53 60	184	H	Temple	54 59				54	59	
				98	A	Jacksonville	62 71	187	A	Stony Brook	46 63				46	63	
								199	A	Siena	51 64				51	64	
								199	H	Siena	48 70				48	70	
								232	A	Niagara	59 73				59	73	
								253	A	Rider	53 80				53	80	
								253	H	Rider	49 62				49	62	
								255	H	Hofstra	43 68				43	68	
								265	A	Manhattan	63 67				63	67	
								265	H	Manhattan	48 57				48	57	
								265	N	Manhattan	39 55				39	55	
								273	A	Fairfield	39 59				39	59	
								273	H	Fairfield	68 78				68	78	
								274	A	St. Francis Brooklyn	63 72				63	72	
								275	A	Arizona	58 71				58	71	
								284	A	Monmouth	56 68				56	68	
								284	H	Monmouth	56 62				56	62	
								286	H	Canisius	49 53				49	53	
								347	A	Saint Peter's	55 31				55	31	
								347	H	Saint Peter's	52 42				52	42	
LAST 12 Division I GAMES:																	
265	N	Manhattan	39 55	273	H	Fairfield	68 78										
273	A	Fairfield	39 59	35	A	Quinnipiac	47 90										
157	H	Marist	45 55	157	A	Marist	55 75										
265	H	Manhattan	48 57	347	H	Saint Peter's	52 42										
347	A	Saint Peter's	55 31	253	H	Rider	49 62										
253	A	Rider	53 80	284	A	Monmouth	56 68										

Non-Div I Games:

Iona

Average RPI Win:	123	WON-LOST	WINNING	LAST 10	STRENGTH OF	OPP. STRENGTH	TEAM	ADJ.	CONF.	ADJ CONF.
Average RPI Loss:	41	RECORD	PCT. RANK	GAMES	SCHEDULE	OF SCHEDULE	RPI	RPI	RPI	RPI
DIV. I ONLY	24- 7	37	8- 2	25	65	21	21	3	3	
DIV. I NON-CONF.	12- 1	6	0- 0	28	104	10	10	4	4	

TOTALS	RPI 1-25	RPI 26-50	W-L RECORDS	RPI 51-100	RPI 101-999	RPI 201+				
24- 7	1- 2	5- 2	OVERALL	6- 3	12- 0	5- 0				
13- 3	1- 1	3- 0	HOME	5- 2	4- 0	2- 0				
7- 3	0- 1	1- 1	AWAY	1- 1	5- 0	2- 0				
4- 1	0- 0	1- 1	NEUTRAL	0- 0	3- 0	1- 0				
12- 1	0- 1	2- 0	NON-CONFERENCE	3- 0	7- 0	2- 0				
7- 1	0- 1	1- 0	HOME	3- 0	3- 0	1- 0				
2- 0	0- 0	0- 0	AWAY	0- 0	2- 0	0- 0				
3- 0	0- 0	1- 0	NEUTRAL	0- 0	2- 0	1- 0				
12- 6	1- 1	3- 2	CONFERENCE	3- 3	5- 0	3- 0				
6- 2	1- 0	2- 0	HOME	2- 2	1- 0	1- 0				
5- 3	0- 1	1- 1	AWAY	1- 1	3- 0	2- 0				
1- 1	0- 0	0- 1	NEUTRAL	0- 0	1- 0	0- 0				

RPI	S	Opponent	Score	RPI	S	Opponent	Score	RPI	S	Opponent	Score	RPI	S	Opponent	Score
6	H	Ohio St.	103 89	35	H	Quinnipiac	83 67	54	H	Indiana	75 62	106	A	Iowa St.	61 55
8	H	Florida St.	93 94	38	H	Michigan	82 72	59	H	Western Ky.	104 97	135	A	UNI	71 47
17	A	Maryland	64 80	39	A	Rutgers	77 67	60	A	Nebraska	65 74	147	H	Northern Ill.	105 80
				40	A	Minnesota	72 77	60	H	Nebraska	74 92	156	H	Samford	80 59
				40	H	Minnesota	92 84	62	H	Purdue	70 76	168	N	Charlotte	77 64
				40	N	Minnesota	89 90	65	A	Michigan St.	71 68	175	A	Northwestern	70 61
				42	N	Elon	74 61	70	H	Drake	79 66	175	N	Northwestern	55 45
								93	H	Penn St.	80 76	204	A	Wisconsin	56 46
								96	H	Western Mich.	79 56	204	H	Wisconsin	88 61
												240	A	Illinois	84 71
												272	N	Morgan St.	90 46
												332	H	Ark.-Pine Bluff	85 45

LAST 12 Division I GAMES:															
				40	N	Minnesota	89 90	93	H	Penn St.	80 76				
				175	N	Northwestern	55 45	40	H	Minnesota	92 84				
				54	H	Indiana	75 62	65	A	Michigan St.	71 68				
				39	A	Rutgers	77 67	60	H	Nebraska	74 92				
				204	H	Wisconsin	88 61	6	H	Ohio St.	103 89				
				175	A	Northwestern	70 61	40	A	Minnesota	72 77				

Non-Div I Games:

Iowa

Average RPI Win:	184	WON-LOST	WINNING	LAST 10	STRENGTH OF	OPP. STRENGTH	TEAM	ADJ.	CONF.	ADJ CONF.
Average RPI Loss:	50	RECORD	PCT. RANK	GAMES	SCHEDULE	OF SCHEDULE	RPI	RPI	RPI	RPI
DIV. I ONLY	14- 17	207	5- 5	45	36	106	106	4	4	
DIV. I NON-CONF.	6- 5	153	0- 0	107	97	134	134	5	5	

TOTALS	RPI 1-25	RPI 26-50	W-L RECORDS	RPI 51-100	RPI 101-999	RPI 201+				
14- 17	0- 7	0- 2	OVERALL	4- 6	10- 2	7- 0				
7- 8	0- 3	0- 1	HOME	1- 4	6- 0	5- 0				
5- 7	0- 2	0- 1	AWAY	3- 2	2- 2	1- 0				
2- 2	0- 2	0- 0	NEUTRAL	0- 0	2- 0	1- 0				
6- 5	0- 2	0- 0	NON-CONFERENCE	1- 1	5- 2	4- 0				
5- 1	0- 1	0- 0	HOME	1- 0	4- 0	4- 0				
0- 3	0- 0	0- 0	AWAY	0- 1	0- 2	0- 0				
1- 1	0- 1	0- 0	NEUTRAL	0- 0	1- 0	0- 0				
8- 12	0- 5	0- 2	CONFERENCE	3- 5	5- 0	3- 0				
2- 7	0- 2	0- 1	HOME	0- 4	2- 0	1- 0				
5- 4	0- 2	0- 1	AWAY	3- 1	2- 0	1- 0				
1- 1	0- 1	0- 0	NEUTRAL	0- 0	1- 0	1- 0				

RPI 1-25				RPI 26-50				RPI 51-100				RPI 101+				Team's RPI: 106
RPI	S	Opponent	Score	RPI	S	Opponent	Score	RPI	S	Opponent	Score	RPI	S	Opponent	Score	
4	A	Bayl or	49 89	34	A	Okl ahoma	71 80	57	A	Okl ahoma St.	78 69	125	N	Tul ane	67 64	
4	H	Bayl or	50 79	34	H	Okl ahoma	69 74	57	H	Okl ahoma St.	73 81	135	A	UNI	53 57	
12	A	Texas	55 87					58	H	South Dakota	81 76	153	A	Vanderbi l t	74 77	
12	H	Texas	59 72					63	A	West Vi rgi ni a	49 57	182	A	Kansas	65 56	
12	N	Texas	69 81					63	H	West Vi rgi ni a	59 69	182	H	Kansas	71 69	
21	H	Iowa	55 61					69	A	TCU	66 63	227	H	Ni chol l s St.	75 47	
24	N	Central Mich.	60 81					69	H	TCU	52 75	230	H	UC Ri versi de	89 66	
								70	A	Drake	80 83	252	A	Texas Tech	66 54	
								89	A	Kansas St.	80 45	252	H	Texas Tech	69 57	
								89	H	Kansas St.	60 67	252	N	Texas Tech	74 49	
												283	H	UMKC	61 45	
												320	H	N. C. Central	99 58	

LAST 12 Division I GAMES:																
		12	N	Texas	69	81		69	A	TCU	66	63				
		252	N	Texas Tech	74	49		57	H	Okl ahoma St.	73	81				
		182	A	Kansas	65	56		89	A	Kansas St.	80	45				
		12	H	Texas	59	72		69	H	TCU	52	75				
		34	A	Okl ahoma	71	80		12	A	Texas	55	87				
		252	H	Texas Tech	69	57		57	A	Okl ahoma St.	78	69				

Non-Div I Games:

Iowa St.

Average RPI Win: 303

Average RPI Loss: 244

WON-LOST
RECORDWINNING
PCT. RANKLAST 10
GAMESSTRENGTH OF
SCHEDULEOPP. STRENGTH
OF SCHEDULETEAM
RPIADJ.
RPICONF.
RPIADJ CONF.
RPI

DIV. I ONLY	12- 12	179	4- 6	349	346	298	298	32	32
DIV. I NON-CONF.	2- 3	214	0- 0	349	305	342	342	32	32

TOTALS	RPI 1-25	RPI 26-50	W-L RECORDS	RPI 51-100	RPI 101-999	RPI 201+			
12- 12	0- 0	0- 0	OVERALL	0- 0	12- 12	12- 9			
6- 4	0- 0	0- 0	HOME	0- 0	6- 4	6- 3			
6- 8	0- 0	0- 0	AWAY	0- 0	6- 1	6- 1			
0- 0	0- 0	0- 0	NEUTRAL	0- 0	0- 0	0- 0			
2- 3	0- 0	0- 0	NON-CONFERENCE	0- 0	2- 3	2- 2			
0- 1	0- 0	0- 0	HOME	0- 0	0- 1	0- 1			
2- 2	0- 0	0- 0	AWAY	0- 0	2- 2	2- 1			
0- 0	0- 0	0- 0	NEUTRAL	0- 0	0- 0	0- 0			
10- 9	0- 0	0- 0	CONFERENCE	0- 0	10- 9	10- 7			
6- 3	0- 0	0- 0	HOME	0- 0	6- 3	6- 2			
4- 6	0- 0	0- 0	AWAY	0- 0	4- 6	4- 5			
0- 0	0- 0	0- 0	NEUTRAL	0- 0	0- 0	0- 0			

RPI 1-25				RPI 26-50				RPI 51-100				RPI 101+				Team's RPI: 298	
RPI	S	Opponent	Score	RPI	S	Opponent	Score	RPI	S	Opponent	Score	RPI	S	Opponent	Score		
												181	A	Southern U.	76	86	
												181	H	Southern U.	58	68	
												192	A	Memphi s	53	64	
												221	A	Texas Southern	66	71	
												221	H	Texas Southern	74	77	
												225	A	Grambl ing	89	93	
												225	H	Grambl ing	82	70	
												227	H	Ni chol l s St.	64	90	
												234	A	Prai rie View	73	85	
												234	A	Prai rie View	64	66	
												234	H	Prai rie View	70	61	
												291	A	Al corn	74	51	
												291	H	Al corn	94	69	
												311	A	Al abama A&M	68	58	
												311	H	Al abama A&M	59	43	
												314	A	Al abama St.	69	50	
												314	H	Al abama St.	70	61	
												331	A	Ill . -Chi cago	76	63	
												332	A	Ark. -Pi ne Bl uff	60	54	
												332	H	Ark. -Pi ne Bl uff	60	66	
												334	A	Sam Houston St.	68	74	
												341	A	Mi ssi ssi ppi Val .	61	72	
												341	H	Mi ssi ssi ppi Val .	68	67	
												346	A	Chi cago St.	87	69	
LAST 12 Division I GAMES:																	
234	A	Prai rie View	64	66	234	A	Prai rie View	73	85								
311	A	Al abama A&M	68	58	221	A	Texas Southern	66	71								
314	A	Al abama St.	69	50	181	H	Southern U.	58	68								
332	H	Ark. -Pi ne Bl uff	60	66	291	H	Al corn	94	69								
341	H	Mi ssi ssi ppi Val .	68	67	332	A	Ark. -Pi ne Bl uff	60	54								
225	A	Grambl ing	89	93	341	A	Mi ssi ssi ppi Val .	61	72								

Non-Div I Games: Philander Smith 88 56 Millsaps 79 41 LSU-Shreveport 85 86 Spring Hill 77 50 Jackson St.

Loss, Non-Conf, S Site, H Home A Away N Neutral

Average RPI Win:	265	WON-LOST	WINNING	LAST 10	STRENGTH OF	OPP. STRENGTH	TEAM	ADJ.	CONF.	ADJ CONF.
Average RPI Loss:	81	RECORD	PCT. RANK	GAMES	SCHEDULE	OF SCHEDULE	RPI	RPI	RPI	RPI
DIV. I ONLY	21- 7	46	9- 1	296	234	98	98	23	23	
DIV. I NON-CONF.	7- 5	132	0- 0	210	199	107	107	22	22	

TOTALS	RPI 1-25	RPI 26-50	W-L RECORDS	RPI 51-100	RPI 101-999	RPI 201+				
21- 7	0- 2	0- 0	OVERALL	0- 3	21- 2	17- 0				
11- 1	0- 0	0- 0	HOME	0- 1	11- 0	10- 0				
9- 6	0- 2	0- 0	AWAY	0- 2	9- 2	6- 0				
1- 0	0- 0	0- 0	NEUTRAL	0- 0	1- 0	1- 0				
7- 5	0- 2	0- 0	NON-CONFERENCE	0- 1	7- 2	5- 0				
3- 0	0- 0	0- 0	HOME	0- 0	3- 0	3- 0				
3- 5	0- 2	0- 0	AWAY	0- 1	3- 2	1- 0				
1- 0	0- 0	0- 0	NEUTRAL	0- 0	1- 0	1- 0				
14- 2	0- 0	0- 0	CONFERENCE	0- 2	14- 0	12- 0				
8- 1	0- 0	0- 0	HOME	0- 1	8- 0	7- 0				
6- 1	0- 0	0- 0	AWAY	0- 1	6- 0	5- 0				
0- 0	0- 0	0- 0	NEUTRAL	0- 0	0- 0	0- 0				

RPI 1-25				RPI 26-50				RPI 51-100 Team's RPI: 98				RPI 101+			
RPI	S	Opponent	Score	RPI	S	Opponent	Score	RPI	S	Opponent	Score	RPI	S	Opponent	Score
8	A	Florida St.	50 82					52	A	FGCU	58 63	122	A	Bethune-Cookman	68 58
16	A	NC State	44 64					52	H	FGCU	63 65	167	A	Troy	88 89
								94	A	Alabama	60 75	176	A	South Ala.	60 58
												178	A	Florida	59 69
												200	A	Stetson	61 54
												200	H	Stetson	73 63
												227	A	Nicholls St.	69 61
												237	A	North Florida	66 48
												237	H	North Florida	83 77
												237	H	North Florida	64 43
												256	N	Northern Ky.	61 49
												260	A	Lipscomb	70 63
												260	H	Lipscomb	70 48
												284	H	Monmouth	74 65
												300	A	Kennesaw St.	67 49
												300	H	Kennesaw St.	84 49
												300	H	Kennesaw St.	79 52
												303	A	USC Upstate	71 45
												303	H	USC Upstate	65 49
												339	A	NJIT	88 58
												339	H	NJIT	73 53
												340	H	Savannah St.	74 46
												342	H	Iona	71 62
LAST 12 Division I GAMES:															
237	H	North Florida	83 77	300	A	Kennesaw St.	67 49								
300	H	Kennesaw St.	79 52	200	A	Stetson	61 54								
237	H	North Florida	64 43	52	H	FGCU	63 65								
339	H	NJIT	73 53	200	H	Stetson	73 63								
303	H	USC Upstate	65 49	52	A	FGCU	58 63								
260	A	Lipscomb	70 63	303	A	USC Upstate	71 45								

Non-Div I Games: Flagler 79 52 Edward Waters 79 58 Webber Int'l 64 43

Jacksonville

Loss, Non-Conf, S Site, H Home A Away N Neutral

Average RPI		Win: 270	WON-LOST RECORD	WINNING PCT. RANK	LAST 10 GAMES	STRENGTH OF SCHEDULE	OPP. STRENGTH OF SCHEDULE	TEAM RPI	ADJ. RPI	CONF. RPI	ADJ. CONF. RPI
Loss: 150											
DIV. I ONLY		17- 12	119	6- 4	240	293	164	164	25	25	
DIV. I NON-CONF.		4- 5	202	0- 0	263	186	217	217	27	27	
TOTALS		RPI 1-25	RPI 26-50	W-L RECORDS		RPI 51-100	RPI 101-999	RPI 201+			
17- 12	0- 1		0- 0	OVERALL		0- 4	17- 7	13- 3			
8- 4	0- 1		0- 0	HOME		0- 1	8- 2	7- 1			
7- 7	0- 0		0- 0	AWAY		0- 2	7- 1	6- 0			
2- 1	0- 0		0- 0	NEUTRAL		0- 1	2- 0	0- 0			
4- 5	0- 1		0- 0	NON-CONFERENCE		0- 1	4- 3	3- 1			
2- 1	0- 1		0- 0	HOME		0- 0	2- 0	2- 0			
1- 4	0- 0		0- 0	AWAY		0- 1	1- 3	1- 1			
1- 0	0- 0		0- 0	NEUTRAL		0- 0	1- 0	0- 0			
13- 7	0- 0		0- 0	CONFERENCE		0- 3	13- 4	10- 2			
6- 3	0- 0		0- 0	HOME		0- 1	6- 2	5- 1			
6- 3	0- 0		0- 0	AWAY		0- 1	6- 2	5- 1			
1- 1	0- 0		0- 0	NEUTRAL		0- 1	1- 0	0- 0			

RPI 1-25				RPI 26-50				RPI 51-100				RPI 101+				Team's RPI: 164	
RPI	S	Opponent	Score	RPI	S	Opponent	Score	RPI	S	Opponent	Score	RPI	S	Opponent	Score		
8	H	Florida St.	51 75					56	A	Belmont	55 71	124	A	Seton Hall	54 73		
								56	H	Belmont	35 66	158	H	UT Martin	57 61		
								56	N	Belmont	53 63	162	A	SIUE	41 65		
								77	A	Miami (OH)	55 58	166	A	Clemson	45 53		
												190	A	Morehead St.	67 65		
												190	H	Morehead St.	70 64		
												190	N	Morehead St.	69 56		
												193	N	East Carolina	82 73		
												229	H	Southeast Mo. St.	55 48		
												233	A	New Orleans	59 54		
												251	A	Austin Peay	51 50		
												251	H	Austin Peay	65 47		
												294	A	Murray St.	59 55		
												294	H	Murray St.	97 65		
												306	A	Georgia St.	41 55		
												311	H	Alabama A&M	49 33		
												313	A	Tennessee Tech	73 59		
												313	H	Tennessee Tech	58 60		
												316	A	Eastern Ky.	44 48		
												316	H	Eastern Ky.	65 51		
												330	A	Tennessee St.	75 56		
												330	H	Tennessee St.	62 61		
												335	H	Rhode Island	63 53		
												345	A	Eastern Ill.	59 50		
LAST 12 Division I GAMES:																	
								56	N	Belmont	53 63	330	H	Tennessee St.	62 61		
								190	N	Morehead St.	69 56	313	H	Tennessee Tech	58 60		
								313	A	Tennessee Tech	73 59	162	A	SIUE	41 65		
								56	H	Belmont	35 66	345	A	Eastern Ill.	59 50		
								251	A	Austin Peay	51 50	229	H	Southeast Mo. St.	55 48		
								294	A	Murray St.	59 55	158	H	UT Martin	57 61		

Non-Div I Games:	Stillman	93	38	Brewton-Parker	103	44
------------------	----------	----	----	----------------	-----	----

Jacksonville St.

■ Loss, ■ Non-Conf, S Site, H Home A Away N Neutral

Average RPI Win:	202	WON-LOST	WINNING	LAST 10	STRENGTH OF	OPP. STRENGTH	TEAM	ADJ.	CONF.	ADJ CONF.
Average RPI Loss:	46	RECORD	PCT. RANK	GAMES	SCHEDULE	OF SCHEDULE	RPI	RPI	RPI	RPI
DIV. I ONLY	21- 9	66	8- 2	96	103	66	66	10	10	
DIV. I NON-CONF.	4- 7	226	0- 0	72	22	175	175	12	12	

TOTALS	RPI 1-25	RPI 26-50	W-L RECORDS	RPI 51-100	RPI 101-999	RPI 201+				
21- 9	0- 2	2- 5	OVERALL	1- 1	18- 1	12- 0				
12- 3	0- 1	2- 1	HOME	1- 0	9- 1	6- 0				
8- 5	0- 1	0- 3	AWAY	0- 1	8- 0	5- 0				
1- 1	0- 0	0- 1	NEUTRAL	0- 0	1- 0	1- 0				
4- 7	0- 2	0- 3	NON-CONFERENCE	1- 1	3- 1	3- 0				
3- 3	0- 1	0- 1	HOME	1- 0	2- 1	2- 0				
1- 3	0- 1	0- 1	AWAY	0- 1	1- 0	1- 0				
0- 1	0- 0	0- 1	NEUTRAL	0- 0	0- 0	0- 0				
17- 2	0- 0	2- 2	CONFERENCE	0- 0	15- 0	9- 0				
9- 0	0- 0	2- 0	HOME	0- 0	7- 0	4- 0				
7- 2	0- 0	0- 2	AWAY	0- 0	7- 0	4- 0				
1- 0	0- 0	0- 0	NEUTRAL	0- 0	1- 0	1- 0				

RPI 1-25				RPI 26-50				RPI 51-100 Team's RPI: 66				RPI 101+			
RPI	S	Opponent	Score	RPI	S	Opponent	Score	RPI	S	Opponent	Score	RPI	S	Opponent	Score
8	H	Florida St.	63 79	29	N	Villanova	57 60	73	A	St. John's (NY)	64 81	104	A	Delaware	56 53
9	A	Tennessee	60 89	33	A	Dayton	54 82	87	H	Liberty	58 47	104	H	Delaware	67 56
				39	H	Rutgers	63 76					137	H	Saint Joseph's	66 73
				42	A	Elon	43 50					139	A	Northeastern	60 57
				42	H	Elon	70 67					139	H	Northeastern	72 43
				46	A	Drexel	71 73					154	A	William & Mary	86 41
				46	H	Drexel	56 48					154	H	William & Mary	70 64
												250	A	UNCW	63 48
												250	H	UNCW	65 48
												255	A	Hofstra	55 42
												255	H	Hofstra	73 56
												262	A	Col. of Charleston	67 45
												262	H	Col. of Charleston	67 53
												262	N	Col. of Charleston	81 66
												280	A	Towson	64 55
												280	H	Towson	69 45
												295	A	Vermont	68 56
												296	H	Bryant	67 36
												329	H	Wagner	68 45

LAST 12 Division I GAMES:															
				262	N	Col. of Charleston	81 66	280	A	Towson	64 55				
				154	H	William & Mary	70 64	139	H	Northeastern	72 43				
				104	H	Delaware	67 56	42	A	Elon	43 50				
				46	A	Drexel	71 73	154	A	William & Mary	86 41				
				250	H	UNCW	65 48	262	H	Col. of Charleston	67 53				
				104	A	Delaware	56 53	255	H	Hofstra	73 56				

Non-Div I Games:

James Madison

Loss,
Non-Conf, S Site, H Home
A Away
N Neutral

Average RPI Win: 201
Average RPI Loss: 68

WON-LOST
RECORD

WINNING
PCT. RANK

LAST 10
GAMES

STRENGTH OF
SCHEDULE

OPP. STRENGTH
OF SCHEDULE

TEAM
RPI

ADJ.
RPI

CONF.
RPI

ADJ CONF.
RPI

DIV. I ONLY	12- 18	230	1- 9	87	60	182	182	4	4
DIV. I NON-CONF.	9- 2	33	0- 0	240	274	104	104	5	5
TOTALS	RPI 1-25	RPI 26-50	W-L RECORDS	RPI 51-100	RPI 101-999	RPI 201+			
12- 18	0- 4	0- 2	OVERALL	3- 9	9- 3	7- 1			
10- 8	0- 2	0- 1	HOME	3- 3	7- 2	5- 1			
2- 9	0- 2	0- 1	AWAY	0- 5	2- 1	2- 0			
0- 1	0- 0	0- 0	NEUTRAL	0- 1	0- 0	0- 0			
9- 2	0- 0	0- 0	NON-CONFERENCE	1- 2	8- 0	6- 0			
8- 1	0- 0	0- 0	HOME	1- 1	7- 0	5- 0			
1- 1	0- 0	0- 0	AWAY	0- 1	1- 0	1- 0			
0- 0	0- 0	0- 0	NEUTRAL	0- 0	0- 0	0- 0			
3- 16	0- 4	0- 2	CONFERENCE	2- 7	1- 3	1- 1			
2- 7	0- 2	0- 1	HOME	2- 2	0- 2	0- 1			
1- 8	0- 2	0- 1	AWAY	0- 4	1- 1	1- 0			
0- 1	0- 0	0- 0	NEUTRAL	0- 1	0- 0	0- 0			

RPI	S	Opponent	Score	RPI	S	Opponent	Score	RPI	S	Opponent	Score	RPI	S	Opponent	Score	Team's RPI: 182
4	A	Bayl or	51 88	34	A	Okl ahoma	64 97	57	A	Okl ahoma St.	63 92	106	A	Iowa St.	69 71	
4	H	Bayl or	48 83	34	H	Okl ahoma	52 72	57	H	Okl ahoma St.	66 59	106	H	Iowa St.	56 65	
12	A	Texas	62 79					60	H	Nebraska	49 66	127	H	Yale	81 75	
12	H	Texas	41 55					63	A	West Vi rgi ni a	46 76	145	H	Arkansas	71 60	
								63	H	West Vi rgi ni a	54 74	221	H	Texas Southern	72 37	
								69	A	TCU	66 76	229	H	Southeast Mo. St.	51 50	
								69	H	TCU	86 77	252	A	Texas Tech	60 47	
								73	A	St. John's (NY)	53 65	252	H	Texas Tech	56 68	
								89	A	Kansas St.	67 91	254	H	Campbel l	66 48	
								89	H	Kansas St.	59 63	283	H	UMKC	63 48	
								89	N	Kansas St.	63 72	333	H	Del aware St.	81 49	
								100	H	Ri ce	73 65	342	A	Iona	72 58	
LAST 12 Di vi si on I GAMES:																
		89 N Kansas St.	63 72			34 H Okl ahoma	52 72									
		106 H Iowa St.	56 65			57 A Okl ahoma St.	63 92									
		89 A Kansas St.	67 91			12 H Texas	41 55									
		57 H Okl ahoma St.	66 59			89 H Kansas St.	59 63									
		4 A Bayl or	51 88			34 A Okl ahoma	64 97									
		63 A West Vi rgi ni a	46 76			69 A TCU	66 76									

Non-Di v I Games:

Kansas

Average RPI Win:	180	WON-LOST	WINNING	LAST 10	STRENGTH OF	OPP. STRENGTH	TEAM	ADJ.	CONF.	ADJ CONF.
Average RPI Loss:	42	RECORD	PCT. RANK	GAMES	SCHEDULE	OF SCHEDULE	RPI	RPI	RPI	RPI
DIV. I ONLY	16- 15	171	4- 6	33	66	89	89	4	4	
DIV. I NON-CONF.	8- 3	65	0- 0	96	258	73	73	5	5	

TOTALS	RPI 1-25	RPI 26-50	W-L RECORDS	RPI 51-100	RPI 101-999	RPI 201+				
16- 15	0- 7	0- 2	OVERALL	4- 4	12- 2	5- 0				
9- 7	0- 2	0- 1	HOME	2- 2	7- 2	4- 0				
5- 6	0- 3	0- 1	AWAY	1- 2	4- 0	1- 0				
2- 2	0- 2	0- 0	NEUTRAL	1- 0	1- 0	0- 0				
8- 3	0- 2	0- 0	NON-CONFERENCE	2- 0	6- 1	3- 0				
6- 1	0- 0	0- 0	HOME	1- 0	5- 1	3- 0				
1- 1	0- 1	0- 0	AWAY	0- 0	1- 0	0- 0				
1- 1	0- 1	0- 0	NEUTRAL	1- 0	0- 0	0- 0				
8- 12	0- 5	0- 2	CONFERENCE	2- 4	6- 1	2- 0				
3- 6	0- 2	0- 1	HOME	1- 2	2- 1	1- 0				
4- 5	0- 2	0- 1	AWAY	1- 2	3- 0	1- 0				
1- 1	0- 1	0- 0	NEUTRAL	0- 0	1- 0	0- 0				

RPI 1-25				RPI 26-50				RPI 51-100				Team's RPI : 89				RPI 101+			
RPI	S	Opponent	Score	RPI	S	Opponent	Score	RPI	S	Opponent	Score	RPI	S	Opponent	Score	RPI	S	Opponent	Score
4	A	Bayl or	50 75	34	A	Okl ahoma	49 68	57	A	Okl ahoma St.	68 76	106	A	Iowa St.	67 60				
4	H	Bayl or	58 88	34	H	Okl ahoma	71 76	57	H	Okl ahoma St.	80 64	106	H	Iowa St.	45 80				
4	N	Bayl or	54 83					63	A	West Vi rgi ni a	60 52	115	H	SFA	74 49				
10	N	UCLA	55 64					63	H	West Vi rgi ni a	66 75	135	H	UNI	71 72				
12	A	Texas	54 76					69	A	TCU	70 87	177	H	UT Ar lington	70 56				
12	H	Texas	64 75					69	H	TCU	63 68	182	A	Kansas	63 59				
23	A	Mi ssouri	59 73					93	N	Penn St.	70 65	182	H	Kansas	91 67				
								95	H	Little Rock	66 51	182	N	Kansas	72 63				
												201	A	North Texas	55 54				
												245	H	Omaha	81 60				
												252	A	Texas Tech	86 63				
												252	H	Texas Tech	83 69				
												336	H	Flori da A&M	81 57				
												346	H	Chi cago St.	99 51				

LAST 12 Di vi si on I GAMES:																			
		4 N Bayl or	54 83			12 A Texas	54 76												
		182 N Kansas	72 63			252 H Texas Tech	83 69												
		252 A Texas Tech	86 63			106 H Iowa St.	45 80												
		182 H Kansas	91 67			34 A Okl ahoma	49 68												
		63 H West Vi rgi ni a	66 75			182 A Kansas	63 59												
		69 A TCU	70 87			69 H TCU	63 68												

Non-Di v I Games:

Kansas St.

Average RPI Win:	293	WON-LOST	WINNING	LAST 10	STRENGTH OF	OPP. STRENGTH	TEAM	ADJ.	CONF.	ADJ CONF.
Average RPI Loss:	161	RECORD	PCT. RANK	GAMES	SCHEDULE	OF SCHEDULE	RPI	RPI	RPI	RPI
DIV. I ONLY	6- 19	302	2- 8	259	216	300	300	23	23	
DIV. I NON-CONF.	3- 7	254	0- 0	264	81	252	252	22	22	

TOTALS	RPI 1-25	RPI 26-50	W-L RECORDS	RPI 51-100	RPI 101-999	RPI 201+				
6- 19	0- 1	0- 0	OVERALL	0- 7	6- 11	5- 6				
3- 6	0- 0	0- 0	HOME	0- 2	3- 4	2- 3				
3- 11	0- 0	0- 0	AWAY	0- 4	3- 7	3- 3				
0- 2	0- 1	0- 0	NEUTRAL	0- 1	0- 0	0- 0				
3- 7	0- 1	0- 0	NON-CONFERENCE	0- 2	3- 4	3- 0				
1- 1	0- 0	0- 0	HOME	0- 0	1- 1	1- 0				
2- 4	0- 0	0- 0	AWAY	0- 1	2- 3	2- 0				
0- 2	0- 1	0- 0	NEUTRAL	0- 1	0- 0	0- 0				
3- 12	0- 0	0- 0	CONFERENCE	0- 5	3- 7	2- 6				
2- 5	0- 0	0- 0	HOME	0- 2	2- 3	1- 3				
1- 7	0- 0	0- 0	AWAY	0- 3	1- 4	1- 3				
0- 0	0- 0	0- 0	NEUTRAL	0- 0	0- 0	0- 0				

RPI 1-25				RPI 26-50				RPI 51-100				RPI 101+ Team's RPI: 300			
RPI	S	Opponent	Score	RPI	S	Opponent	Score	RPI	S	Opponent	Score	RPI	S	Opponent	Score
17	N	Maryland	35 89					52	A	FGCU	51 78	163	A	Ole Miss	63 92
								52	H	FGCU	57 78	166	A	Clemson	28 41
								68	A	Georgi a Tech	48 86	188	A	Furman	59 78
								72	N	Maine	39 75	193	H	East Carolina	56 66
								98	A	Jacksonville	49 84	200	A	Stetson	53 96
								98	A	Jacksonville	52 79	200	H	Stetson	66 49
								98	H	Jacksonville	49 67	237	A	North Florida	72 77
												237	H	North Florida	44 68
												246	A	Presbyterian	60 51
												260	A	Lipscomb	52 69
												260	H	Lipscomb	62 64
												303	A	USC Upstate	61 65
												303	H	USC Upstate	64 70
												306	H	Georgia St.	71 61
												327	A	Ga. Southern	60 58
												339	A	NJIT	61 58
												339	H	NJIT	80 65

LAST 12 Division I GAMES:															
				98	A	Jacksonville	52 79	339	A	NJIT	61 58				
				260	A	Lipscomb	52 69	303	H	USC Upstate	64 70				
				52	A	FGCU	51 78	339	H	NJIT	80 65				
				200	A	Stetson	53 96	303	A	USC Upstate	61 65				
				237	H	North Florida	44 68	200	H	Stetson	66 49				
				98	H	Jacksonville	49 67	52	H	FGCU	57 78				

Non-Div I Games: Middle Ga. St. 81 65

Kennesaw St.

Average RPI Win:	204	WON-LOST	WINNING	LAST 10	STRENGTH OF	OPP. STRENGTH	TEAM	ADJ.	CONF.	ADJ CONF.
Average RPI Loss:	81	RECORD	PCT. RANK	GAMES	SCHEDULE	OF SCHEDULE	RPI	RPI	RPI	RPI
DIV. I ONLY	13- 19	229	2- 8	83	89	149	149	8	8	
DIV. I NON-CONF.	7- 5	132	0- 0	124	118	96	96	8	8	

TOTALS	RPI 1-25	RPI 26-50	W-L RECORDS	RPI 51-100	RPI 101-999	RPI 201+				
13- 19	0- 5	0- 3	OVERALL	2- 5	11- 6	6- 2				
4- 7	0- 1	0- 1	HOME	0- 3	4- 2	3- 0				
7- 8	0- 0	0- 0	AWAY	2- 0	5- 2	2- 0				
2- 4	0- 2	0- 1	NEUTRAL	0- 1	2- 0	1- 0				
7- 5	0- 1	0- 2	NON-CONFERENCE	0- 2	7- 0	4- 0				
1- 1	0- 0	0- 0	HOME	0- 1	1- 0	1- 0				
4- 1	0- 0	0- 1	AWAY	0- 0	4- 0	2- 0				
2- 3	0- 1	0- 1	NEUTRAL	0- 1	2- 0	1- 0				
6- 14	0- 4	0- 1	CONFERENCE	2- 3	4- 6	2- 2				
3- 6	0- 1	0- 1	HOME	0- 2	3- 2	2- 0				
3- 7	0- 2	0- 0	AWAY	2- 1	1- 4	0- 2				
0- 1	0- 1	0- 0	NEUTRAL	0- 0	0- 0	0- 0				

RPI 1-25				RPI 26-50				RPI 51-100				RPI 101+ Team's RPI: 149			
RPI	S	Opponent	Score	RPI	S	Opponent	Score	RPI	S	Opponent	Score	RPI	S	Opponent	Score
13	N	Stanford	54 79	32	N	Gonzaga	57 77	52	N	FGCU	62 80	113	A	Ohio	78 79
19	A	Buffalo	42 80	38	A	Michigan	41 54	77	A	Miami (OH)	35 58	113	H	Ohio	65 78
19	H	Buffalo	51 81	44	H	Ball St.	58 79	77	H	Miami (OH)	59 65	133	A	Robert Morris	46 31
19	N	Buffalo	50 72					83	A	Toledo	80 76	139	A	Youngstown St.	55 44
24	A	Central Mich.	84 88					83	A	Toledo	62 55	147	A	Northern Ill.	79 81
								85	H	Wright St.	60 72	147	H	Northern Ill.	62 72
								96	H	Western Mich.	61 66	192	N	Memphis	70 55
												196	A	Eastern Mich.	67 60
												196	H	Eastern Mich.	76 69
												207	A	Bowling Green	50 60
												207	H	Bowling Green	81 57
												224	A	Akron	60 75
												224	H	Akron	60 55
												256	A	Northern Ky.	59 54
												297	N	Southeastern La.	81 60
												316	A	Eastern Ky.	65 57
												325	H	Detroit Mercy	82 74

LAST 12 Division I GAMES:															
19	N	Buffalo	50 72	77	H	Miami (OH)	59 65	113	H	Ohio	65 78	19	A	Buffalo	42 80
83	A	Toledo	80 76	113	H	Ohio	65 78	147	H	Northern Ill.	62 72	207	H	Bowling Green	81 57
77	A	Miami (OH)	35 58	19	A	Buffalo	42 80	224	H	Akron	60 55	224	A	Akron	60 75
19	H	Buffalo	51 81	207	H	Bowling Green	81 57								
224	H	Akron	60 55												
113	A	Ohio	78 79	224	A	Akron	60 75								

Non-Div I Games:

Kent St.

Average RPI Win:	195	WON-LOST	WINNING	LAST 10	STRENGTH OF	OPP. STRENGTH	TEAM	ADJ.	CONF.	ADJ CONF.
Average RPI Loss:	33	RECORD	PCT. RANK	GAMES	SCHEDULE	OF SCHEDULE	RPI	RPI	RPI	RPI
DIV. I ONLY	15- 17	197	4- 6	16	52	86	86	2	2	
DIV. I NON-CONF.	8- 6	143	0- 0	114	130	116	116	2	2	

TOTALS	RPI 1-25	RPI 26-50	W-L RECORDS	RPI 51-100	RPI 101-999	RPI 201+				
15- 17	0- 10	0- 4	OVERALL	2- 1	13- 2	6- 0				
9- 7	0- 4	0- 3	HOME	1- 0	8- 0	5- 0				
5- 9	0- 5	0- 1	AWAY	0- 1	5- 2	1- 0				
1- 1	0- 1	0- 0	NEUTRAL	1- 0	0- 0	0- 0				
8- 6	0- 2	0- 2	NON-CONFERENCE	0- 1	8- 1	6- 0				
6- 2	0- 1	0- 1	HOME	0- 0	6- 0	5- 0				
2- 4	0- 1	0- 1	AWAY	0- 1	2- 1	1- 0				
0- 0	0- 0	0- 0	NEUTRAL	0- 0	0- 0	0- 0				
7- 11	0- 8	0- 2	CONFERENCE	2- 0	5- 1	0- 0				
3- 5	0- 3	0- 2	HOME	1- 0	2- 0	0- 0				
3- 5	0- 4	0- 0	AWAY	0- 0	3- 1	0- 0				
1- 1	0- 1	0- 0	NEUTRAL	1- 0	0- 0	0- 0				

RPI 1-25				RPI 26-50				RPI 51-100				RPI 101+			
RPI	S	Opponent	Score	RPI	S	Opponent	Score	RPI	S	Opponent	Score	RPI	S	Opponent	Score
3	H	Louisville	63 87	26	H	Georgia	42 56	52	A	FGCU	64 70	102	H	Auburn	65 48
4	A	Baylor	63 90	28	H	LSU	70 72	94	H	Alabama	79 54	111	A	Middle Tenn.	57 62
5	A	Mississippi St.	55 74	43	H	California	52 62	94	N	Alabama	71 64	112	A	Washington St.	73 68
5	H	Mississippi St.	63 85	50	A	Miami (FL)	54 65					145	A	Arkansas	76 65
5	N	Mississippi St.	58 81									145	H	Arkansas	78 57
9	H	Tennessee	49 63									153	A	Vanderbilt	55 70
11	A	South Carolina	63 81									163	A	Ole Miss	79 71
11	H	South Carolina	64 81									178	A	Florida	56 53
15	A	Texas A&M	70 74									190	H	Morehead St.	86 53
23	A	Missouri	78 83									228	H	Gardner-Webb	72 34
LAST 12 Division I GAMES:															
		5 N Mississippi St.	58 81			5 A Mississippi St.	55 74								
		94 N Alabama	71 64			23 A Missouri	78 83								
		5 H Mississippi St.	63 85			28 H LSU	70 72								
		163 A Ole Miss	79 71			102 H Auburn	65 48								
		11 A South Carolina	63 81			145 A Arkansas	76 65								
		145 H Arkansas	78 57			94 H Alabama	79 54								

Non-Div I Games:

Kentucky

Average RPI Win:	295	WON-LOST	WINNING	LAST 10	STRENGTH OF	OPP. STRENGTH	TEAM	ADJ.	CONF.	ADJ CONF.
Average RPI Loss:	183	RECORD	PCT. RANK	GAMES	SCHEDULE	OF SCHEDULE	RPI	RPI	RPI	RPI
DIV. I ONLY	13- 18	219	4- 6	289	333	263	263	29	29	
DIV. I NON-CONF.	4- 7	226	0- 0	276	306	266	266	29	29	

TOTALS	RPI 1-25	RPI 26-50	W-L RECORDS	RPI 51-100	RPI 101-999	RPI 201+				
13- 18	0- 0	0- 1	OVERALL	0- 1	13- 16	13- 8				
7- 7	0- 0	0- 1	HOME	0- 1	7- 5	7- 3				
5- 11	0- 0	0- 0	AWAY	0- 0	5- 2	5- 1				
1- 0	0- 0	0- 0	NEUTRAL	0- 0	1- 0	1- 0				
4- 7	0- 0	0- 1	NON-CONFERENCE	0- 1	4- 5	4- 2				
2- 3	0- 0	0- 1	HOME	0- 1	2- 1	2- 1				
2- 4	0- 0	0- 0	AWAY	0- 0	2- 4	2- 1				
0- 0	0- 0	0- 0	NEUTRAL	0- 0	0- 0	0- 0				
9- 11	0- 0	0- 0	CONFERENCE	0- 0	9- 11	9- 6				
5- 4	0- 0	0- 0	HOME	0- 0	5- 4	5- 2				
3- 7	0- 0	0- 0	AWAY	0- 0	3- 7	3- 4				
1- 0	0- 0	0- 0	NEUTRAL	0- 0	1- 0	1- 0				

RPI	S	Opponent	Score	RPI	S	Opponent	Score	RPI	S	Opponent	Score	RPI	S	Opponent	Score
38	H	Michigan	49 86	71	H	Navy	47 79	109	A	George Mason	70 73	110	A	Saint Francis (PA)	71 101
								110	H	Saint Francis (PA)	54 85	127	A	Yale	51 62
								133	A	Robert Morris	44 74	133	A	Robert Morris	53 60
								133	H	Robert Morris	44 55	152	A	Army West Point	37 71
								208	H	Lehigh	72 69	236	A	Lafayette	53 69
								249	A	Sacred Heart	43 63	249	H	Sacred Heart	46 50
								265	H	Manhattan	38 72	274	A	St. Francis Brooklyn	54 64
								274	H	St. Francis Brooklyn	61 59	274	N	St. Francis Brooklyn	59 56
								281	A	Fairleigh Dickinson	62 53	281	H	Fairleigh Dickinson	49 61
								287	A	Central Conn. St.	61 54	287	H	Central Conn. St.	63 57
								293	A	Mt. St. Mary's	61 59	293	H	Mt. St. Mary's	53 48
								296	A	Bryant	56 75	296	H	Bryant	69 61
								324	A	UMBC	66 52	329	A	Wagner	44 52
								329	H	Wagner	74 69	339	A	NJIT	67 49
								347	H	Saint Peter's	57 46				
LAST 12 Division I GAMES:															
133	A	Robert Morris	44 74	274	A	St. Francis Brooklyn	54 64	110	H	Saint Francis (PA)	54 85	133	H	Robert Morris	44 55
274	N	St. Francis Brooklyn	59 56	329	A	Wagner	44 52	293	A	Mt. St. Mary's	61 59	281	H	Fairleigh Dickinson	49 61
287	H	Central Conn. St.	63 57												
296	H	Bryant	69 61												
249	A	Sacred Heart	43 63												
281	A	Fairleigh Dickinson	62 53												

Non-Div I Games:

LIU Brooklyn

Average RPI Win:	137	WON-LOST	WINNING	LAST 10	STRENGTH OF	OPP. STRENGTH	TEAM	ADJ.	CONF.	ADJ CONF.
Average RPI Loss:	34	RECORD	PCT. RANK	GAMES	SCHEDULE	OF SCHEDULE	RPI	RPI	RPI	RPI
DIV. I ONLY	19- 9	75	7- 3	38	15	28	28	2	2	
DIV. I NON-CONF.	8- 3	65	0- 0	121	73	47	47	2	2	

TOTALS	RPI 1-25	RPI 26-50	W-L RECORDS	RPI 51-100	RPI 101-999	RPI 201+				
19- 9	3- 6	1- 1	OVERALL	3- 1	12- 1	4- 0				
11- 1	2- 1	1- 0	HOME	1- 0	7- 0	3- 0				
7- 6	1- 3	0- 1	AWAY	2- 1	4- 1	1- 0				
1- 2	0- 2	0- 0	NEUTRAL	0- 0	1- 0	0- 0				
8- 3	0- 2	0- 1	NON-CONFERENCE	1- 0	7- 0	4- 0				
4- 0	0- 0	0- 0	HOME	0- 0	4- 0	3- 0				
3- 2	0- 1	0- 1	AWAY	1- 0	2- 0	1- 0				
1- 1	0- 1	0- 0	NEUTRAL	0- 0	1- 0	0- 0				
11- 6	3- 4	1- 0	CONFERENCE	2- 1	5- 1	0- 0				
7- 1	2- 1	1- 0	HOME	1- 0	3- 0	0- 0				
4- 4	1- 2	0- 0	AWAY	1- 1	2- 1	0- 0				
0- 1	0- 1	0- 0	NEUTRAL	0- 0	0- 0	0- 0				

RPI	S	Opponent	Score	RPI	S	Opponent	Score	Team's RPI: 28	RPI	S	Opponent	Score	RPI	S	Opponent	Score
5	H	Mississippi St.	70 83	26	H	Georgia	71 60		86	A	Kentucky	72 70	102	A	Auburn	62 70
9	H	Tennessee	70 59	37	A	Northern Colo.	50 58		94	A	Alabama	51 65	102	H	Auburn	59 56
11	A	South Carolina	48 57						94	H	Alabama	79 78	121	N	Saint Louis	71 59
12	N	Texas	66 75						95	A	Little Rock	56 37	125	A	Tulane	73 50
14	A	South Fla.	55 61										145	A	Arkansas	62 57
15	A	Texas A&M	59 69										153	H	Vanderbilt	85 65
15	H	Texas A&M	80 78										160	H	Louisiana	60 45
15	N	Texas A&M	69 75										163	H	Ole Miss	84 55
23	A	Missouri	69 65										178	A	Florida	66 59




















































































LAST 12 Division I GAMES:																
15	N	Texas A&M	69 75	102	A	Auburn	62 70		86	A	Kentucky	72 70	26	H	Georgia	71 60
94	H	Alabama	79 78	86	A	Kentucky	72 70		9	H	Tennessee	70 59	15	A	Texas A&M	59 69
11	A	South Carolina	48 57	26	H	Georgia	71 60		102	H	Auburn	59 56				
145	A	Arkansas	62 57	9	H	Tennessee	70 59									
163	H	Ole Miss	84 55	15	A	Texas A&M	59 69									
15	H	Texas A&M	80 78	102	H	Auburn	59 56									

Non-Div I Games:

LSU

Average RPI Win:	210	WON-LOST	WINNING	LAST 10	STRENGTH OF	OPP. STRENGTH	TEAM	ADJ.	CONF.	ADJ CONF.
Average RPI Loss:	139	RECORD	PCT. RANK	GAMES	SCHEDULE	OF SCHEDULE	RPI	RPI	RPI	RPI
DIV. I ONLY	8- 22	288	1- 9	111	150	248	248	13	13	
DIV. I NON-CONF.	5- 8	220	0- 0	99	201	155	155	10	10	

TOTALS	RPI 1-25	RPI 26-50	W-L RECORDS	RPI 51-100	RPI 101-999	RPI 201+				
8- 22	0- 0	0- 3	OVERALL	1- 6	7- 13	5- 4				
4- 8	0- 0	0- 2	HOME	1- 0	3- 6	2- 1				
3- 14	0- 0	0- 1	AWAY	0- 6	3- 7	3- 3				
1- 0	0- 0	0- 0	NEUTRAL	0- 0	1- 0	0- 0				
5- 8	0- 0	0- 2	NON-CONFERENCE	1- 2	4- 4	3- 2				
1- 3	0- 0	0- 1	HOME	1- 0	0- 2	0- 1				
3- 5	0- 0	0- 1	AWAY	0- 2	3- 2	3- 1				
1- 0	0- 0	0- 0	NEUTRAL	0- 0	1- 0	0- 0				
3- 14	0- 0	0- 1	CONFERENCE	0- 4	3- 9	2- 2				
3- 5	0- 0	0- 1	HOME	0- 0	3- 4	2- 0				
0- 9	0- 0	0- 0	AWAY	0- 4	0- 5	0- 2				
0- 0	0- 0	0- 0	NEUTRAL	0- 0	0- 0	0- 0				

RPI S Opponent	Score	RPI S Opponent	Score	RPI S Opponent	Score	RPI S Opponent	Score	Team's RPI: 248
29  Villanova	49  76	51  Harvard	61  70	109  George Mason	55  65			
33  Dayton	47  76	52  American	48  66	109  George Mason	56  69			
46  Drexel	54  79	61  Penn	66  59	121  Saint Louis	87  76			
		74  Duquesne	50  78	137  Saint Joseph's	49  70			
		78  George Washington	45  60	137  Saint Joseph's	64  75			
		78  George Washington	49  69	179 N New Hampshire	59  51			
		84  Fordham	45  66	184  Temple	52  69			
				185  Davidson	51  58			
				197  Richmond	51  77			
				197  Richmond	57  60			
				201  North Texas	44  70			
				204  Wisconsin	60  71			
				208  Lehigh	69  61			
				236  Lafayette	74  47			
				253  Rider	55  76			
				258  St. Bonaventure	66  63			
				276  Massachusetts	66  69			
				282  VCU	62  57			
				333  Delaware St.	71  48			
				335  Rhode Island	63  72			
LAST 12 Division I GAMES:								
78  George Washington	49  69	121  Saint Louis	87  76					
109  George Mason	55  65	276  Massachusetts	66  69					
185  Davidson	51  58	78  George Washington	45  60					
137  Saint Joseph's	49  70	137  Saint Joseph's	64  75					
84  Fordham	45  66	282  VCU	62  57					
197  Richmond	57  60	335  Rhode Island	63  72					

Non-Div I Games:

La Salle

Average RPI Win:	265	WON-LOST	WINNING	LAST 10	STRENGTH OF	OPP. STRENGTH	TEAM	ADJ.	CONF.	ADJ CONF.
Average RPI Loss:	185	RECORD	PCT. RANK	GAMES	SCHEDULE	OF SCHEDULE	RPI	RPI	RPI	RPI
DIV. I ONLY	2- 26	343	0- 10	180	296	338	338	22	22	
DIV. I NON-CONF.	1- 8	313	0- 0	255	320	338	338	23	23	

TOTALS	RPI 1-25	RPI 26-50	W-L RECORDS	RPI 51-100	RPI 101-999	RPI 201+				
2- 26	0- 0	0- 0	OVERALL	0- 4	2- 22	2- 9				
2- 10	0- 0	0- 0	HOME	0- 1	2- 9	2- 4				
0- 15	0- 0	0- 0	AWAY	0- 1	0- 4	0- 1				
0- 1	0- 0	0- 0	NEUTRAL	0- 0	0- 1	0- 0				
1- 8	0- 0	0- 0	NON-CONFERENCE	0- 2	1- 6	1- 4				
1- 2	0- 0	0- 0	HOME	0- 0	1- 2	1- 2				
0- 6	0- 0	0- 0	AWAY	0- 2	0- 4	0- 2				
0- 0	0- 0	0- 0	NEUTRAL	0- 0	0- 0	0- 0				
1- 18	0- 0	0- 0	CONFERENCE	0- 2	1- 16	1- 5				
1- 8	0- 0	0- 0	HOME	0- 1	1- 7	1- 2				
0- 9	0- 0	0- 0	AWAY	0- 1	0- 8	0- 3				
0- 1	0- 0	0- 0	NEUTRAL	0- 0	0- 1	0- 0				

RPI 1-25				RPI 26-50				RPI 51-100				RPI 101+ Team's RPI: 338					
RPI	S	Opponent	Score	RPI	S	Opponent	Score	RPI	S	Opponent	Score	RPI	S	Opponent	Score		
								57	A	Oklahoma St.	58	112	102	A	Auburn	41	67
								95	A	Little Rock	37	57	132	A	Texas St.	52	86
								95	H	Little Rock	47	71	132	H	Texas St.	45	81
								100	A	Rice	47	63	136	A	Louisiana Tech	49	71
												160	A	Louisiana	55	63	
												160	H	Louisiana	48	76	
												167	A	Troy	62	94	
												167	H	Troy	79	86	
												176	A	South Ala.	55	72	
												176	H	South Ala.	60	67	
												176	N	South Ala.	54	80	
												177	A	UT Arlington	61	70	
												177	H	UT Arlington	53	80	
												220	H	Coastal Caro.	62	56	
												222	A	Arkansas St.	62	76	
												222	H	Arkansas St.	73	80	
												225	A	Grambling	52	61	
												233	H	New Orleans	51	89	
												264	H	Appalachian St.	67	71	
												278	A	McNeese	61	65	
												306	A	Georgia St.	57	70	
												309	H	Houston Baptist	77	73	
												327	A	Ga. Southern	45	75	
												337	H	Northwestern St.	48	70	
LAST 12 Division I GAMES:																	
				176	N	South Ala.	54	80	177	H	UT Arlington	53	80				
				222	H	Arkansas St.	73	80	306	A	Georgia St.	57	70				
				95	H	Little Rock	47	71	327	A	Ga. Southern	45	75				
				167	A	Troy	62	94	160	H	Louisiana	48	76				
				176	A	South Ala.	55	72	176	H	South Ala.	60	67				
				132	H	Texas St.	45	81	167	H	Troy	79	86				

Non-Div I Games: Millsaps 73 41 Centenary (LA) 90 53

La. -Monroe

Average RPI Win: 256	WON-LOST RECORD	WINNING PCT. RANK	LAST 10 GAMES	STRENGTH OF SCHEDULE	OPP. STRENGTH OF SCHEDULE	TEAM RPI	ADJ. RPI	CONF. RPI	ADJ CONF. RPI
Average RPI Loss: 137									
DIV. I ONLY	11- 19	241	3- 7	149	229	236	236	15	15
DIV. I NON-CONF.	4- 6	214	0- 0	208	324	241	241	18	18

TOTALS	RPI 1-25	RPI 26-50	W-L RECORDS	RPI 51-100	RPI 101-999	RPI 201+			
11- 19	0- 0	0- 2	OVERALL	0- 8	11- 9	11- 6			
7- 8	0- 0	0- 1	HOME	0- 3	7- 4	7- 3			
4- 11	0- 0	0- 1	AWAY	0- 5	4- 5	4- 3			
0- 0	0- 0	0- 0	NEUTRAL	0- 0	0- 0	0- 0			
4- 6	0- 0	0- 2	NON-CONFERENCE	0- 1	4- 3	4- 2			
3- 2	0- 0	0- 1	HOME	0- 0	3- 1	3- 1			
1- 4	0- 0	0- 1	AWAY	0- 1	1- 2	1- 1			
0- 0	0- 0	0- 0	NEUTRAL	0- 0	0- 0	0- 0			
7- 13	0- 0	0- 0	CONFERENCE	0- 7	7- 6	7- 4			
4- 6	0- 0	0- 0	HOME	0- 3	4- 3	4- 2			
3- 7	0- 0	0- 0	AWAY	0- 4	3- 3	3- 2			
0- 0	0- 0	0- 0	NEUTRAL	0- 0	0- 0	0- 0			

RPI 1-25				RPI 26-50				RPI 51-100				RPI 101+ Team's RPI: 236			
RPI	S	Opponent	Score	RPI	S	Opponent	Score	RPI	S	Opponent	Score	RPI	S	Opponent	Score
				30	H	Princeton	45 53	52	A	American	66 74	133	A	Robert Morris	42 63
				46	A	Drexel	37 52	52	A	American	35 55	152	A	Army West Point	39 48
								52	H	American	67 74	152	H	Army West Point	60 65
								61	A	Penn	42 55	208	A	Lehigh	45 70
								71	A	Navy	59 65	208	H	Lehigh	62 72
								71	H	Navy	43 59	231	A	Boston U.	47 45
								92	A	Bucknell	53 83	231	H	Boston U.	66 61
								92	H	Bucknell	57 80	231	H	Boston U.	44 41
												238	A	Loyola Maryland	73 64
												238	H	Loyola Maryland	65 54
												243	A	Holy Cross	69 65
												243	H	Holy Cross	56 69
												248	H	La Salle	47 74
												253	H	Rider	60 45
												263	H	LIU Brooklyn	69 53
												267	A	Cornell	59 58
												288	A	Colgate	55 60
												288	H	Colgate	63 48
												329	H	Wagner	70 52
												347	A	Saint Peter's	61 64
LAST 12 Division I GAMES:															
				52	A	American	35 55	71	H	Navy	43 59				
				231	H	Boston U.	66 61	238	A	Loyola Maryland	73 64				
				288	A	Colgate	55 60	152	A	Army West Point	39 48				
				208	H	Lehigh	62 72	92	H	Bucknell	57 80				
				231	H	Boston U.	44 41	243	H	Holy Cross	56 69				
				52	A	American	66 74	231	A	Boston U.	47 45				

Non-Div I Games:

Lafayette

Average RPI Win:	256	WON-LOST	WINNING	LAST 10	STRENGTH OF	OPP. STRENGTH	TEAM	ADJ.	CONF.	ADJ CONF.
Average RPI Loss:	111	RECORD	PCT. RANK	GAMES	SCHEDULE	OF SCHEDULE	RPI	RPI	RPI	RPI
DIV. I ONLY	18- 6	46	10- 0	272	250	90	90	26	26	
DIV. I NON-CONF.	1- 5	300	0- 0	42	19	196	196	25	25	

TOTALS	RPI 1-25	RPI 26-50	W-L RECORDS	RPI 51-100	RPI 101-999	RPI 201+				
18- 6	0- 1	0- 0	OVERALL	0- 2	18- 3	15- 1				
9- 0	0- 0	0- 0	HOME	0- 0	9- 0	8- 0				
8- 5	0- 1	0- 0	AWAY	0- 2	8- 2	7- 0				
1- 1	0- 0	0- 0	NEUTRAL	0- 0	1- 1	0- 1				
1- 5	0- 1	0- 0	NON-CONFERENCE	0- 2	1- 2	0- 1				
0- 0	0- 0	0- 0	HOME	0- 0	0- 0	0- 0				
0- 4	0- 1	0- 0	AWAY	0- 2	0- 1	0- 0				
1- 1	0- 0	0- 0	NEUTRAL	0- 0	1- 1	0- 1				
17- 1	0- 0	0- 0	CONFERENCE	0- 0	17- 1	15- 0				
9- 0	0- 0	0- 0	HOME	0- 0	9- 0	8- 0				
8- 1	0- 0	0- 0	AWAY	0- 0	8- 1	7- 0				
0- 0	0- 0	0- 0	NEUTRAL	0- 0	0- 0	0- 0				

RPI 1-25				RPI 26-50				RPI 51-100 Team's RPI: 90				RPI 101+			
RPI	S	Opponent	Score	RPI	S	Opponent	Score	RPI	S	Opponent	Score	RPI	S	Opponent	Score
4	A	Baylor	62 121					62	A	Purdue	64 79	115	A	SFA	75 58
								88	A	New Mexico	58 90	115	H	SFA	79 65
												126	A	Central Ark.	39 51
												147	N	Northern Ill.	90 80
												186	A	Pacific	75 80
												202	N	North Dakota	70 73
												217	A	A&M-Corpus Christi	70 31
												217	H	A&M-Corpus Christi	65 59
												227	A	Nicholls St.	76 61
												233	H	New Orleans	100 77
												244	H	Abilene Christian	77 71
												278	A	McNeese	81 72
												278	H	McNeese	83 58
												297	A	Southeastern La.	75 58
												309	A	Houston Baptist	79 51
												309	H	Houston Baptist	90 55
												310	A	Incarinate Word	71 47
												310	H	Incarinate Word	77 54
												334	A	Sam Houston St.	68 44
												334	H	Sam Houston St.	91 44
												337	H	Northwestern St.	71 44
LAST 12 Division I GAMES:															
278	A	McNeese	81 72	337	H	Northwestern St.	71 44								
115	A	SFA	75 58	115	H	SFA	79 65								
309	H	Houston Baptist	90 55	244	H	Abilene Christian	77 71								
217	H	A&M-Corpus Christi	65 59	278	H	McNeese	83 58								
310	A	Incarinate Word	71 47	227	A	Nicholls St.	76 61								
334	A	Sam Houston St.	68 44	334	H	Sam Houston St.	91 44								

Non-Div I Games: Howard Payne 101 37 Schreiner 116 37 Louisiana Col. 93 62 S' western Assemblies 92 49 Lamar University

Average RPI Win: 231
Average RPI Loss: 161

WON-LOST
RECORD

WINNING
PCT. RANK

LAST 10
GAMES

STRENGTH OF
SCHEDULE

OPP. STRENGTH
OF SCHEDULE

TEAM
RPI

ADJ.
RPI

CONF.
RPI

ADJ CONF.
RPI

DIV. I ONLY	14- 15	188	3- 7	238	202	208	208	15	15
DIV. I NON-CONF.	5- 5	170	0- 0	320	285	243	243	18	18
TOTALS	RPI 1-25	RPI 26-50	W-L RECORDS	RPI 51-100	RPI 101-999	RPI 201+			
14- 15	0- 0	0- 2	OVERALL	2- 4	12- 9	11- 7			
9- 5	0- 0	0- 0	HOME	2- 1	7- 4	6- 3			
5- 9	0- 0	0- 1	AWAY	0- 3	5- 5	5- 4			
0- 1	0- 0	0- 1	NEUTRAL	0- 0	0- 0	0- 0			
5- 5	0- 0	0- 2	NON-CONFERENCE	0- 0	5- 3	5- 3			
3- 1	0- 0	0- 0	HOME	0- 0	3- 1	3- 1			
2- 3	0- 0	0- 1	AWAY	0- 0	2- 2	2- 2			
0- 1	0- 0	0- 1	NEUTRAL	0- 0	0- 0	0- 0			
9- 10	0- 0	0- 0	CONFERENCE	2- 4	7- 6	6- 4			
6- 4	0- 0	0- 0	HOME	2- 1	4- 3	3- 2			
3- 6	0- 0	0- 0	AWAY	0- 3	3- 3	3- 2			
0- 0	0- 0	0- 0	NEUTRAL	0- 0	0- 0	0- 0			

RPI 1-25				RPI 26-50				RPI 51-100				RPI 101+				Team's RPI: 208	
RPI	S	Opponent	Score	RPI	S	Opponent	Score	RPI	S	Opponent	Score	RPI	S	Opponent	Score		
				29	N	Villanova	42 62	52	A	American	64 82	152	A	Army West Point	50 55		
				40	A	Minnesota	73 107	52	H	American	44 60	152	H	Army West Point	60 62		
								71	A	Navy	50 53	152	H	Army West Point	59 55		
								71	H	Navy	66 63	231	A	Boston U.	65 56		
								92	A	Bucknell I	52 59	231	H	Boston U.	74 58		
								92	H	Bucknell I	66 62	236	A	Lafayette	72 62		
												236	H	Lafayette	70 45		
												238	A	Loyola Maryl and	64 67		
												238	H	Loyola Maryl and	64 55		
												243	A	Holy Cross	49 54		
												243	H	Holy Cross	62 65		
												248	H	La Salle	61 69		
												249	A	Sacred Heart	55 65		
												263	A	LIU Brooklyn	69 72		
												267	A	Cornel I	62 57		
												273	H	Fairfield	56 53		
												284	A	Monmouth	75 57		
												288	A	Colgate	59 51		
												288	H	Colgate	48 54		
												293	H	Mt. St. Mary's	75 71		
												339	H	NJIT	64 50		
LAST 12 Division I GAMES:																	
				152	H	Army West Point	60 62	52	H	American	44 60						
				243	H	Holy Cross	62 65	92	A	Bucknell I	52 59						
				236	A	Lafayette	72 62	231	A	Boston U.	65 56						
				238	H	Loyola Maryl and	64 55	71	A	Navy	50 53						
				152	A	Army West Point	50 55	238	A	Loyola Maryl and	64 67						
				288	H	Colgate	48 54	152	H	Army West Point	59 55						

Non-Div I Games: Mansfield 77 47

Lehigh

Average RPI Win: 261	WON-LOST RECORD	WINNING PCT. RANK	LAST 10 GAMES	STRENGTH OF SCHEDULE	OPP. STRENGTH OF SCHEDULE	TEAM RPI	ADJ. RPI	CONF. RPI	ADJ. CONF. RPI
Average RPI Loss: 105									
DIV. I ONLY	19- 9	75	9- 1	163	307	87	87	27	27
DIV. I NON-CONF.	3- 7	254	0- 0	33	137	138	138	28	28

TOTALS	RPI 1-25	RPI 26-50	W-L RECORDS	RPI 51-100	RPI 101-999	RPI 201+			
19- 9	0- 1	0- 2	OVERALL	0- 3	19- 3	15- 2			
10- 0	0- 0	0- 0	HOME	0- 0	10- 0	8- 0			
8- 7	0- 1	0- 1	AWAY	0- 2	8- 3	7- 2			
1- 2	0- 0	0- 1	NEUTRAL	0- 1	1- 0	0- 0			
3- 7	0- 1	0- 2	NON-CONFERENCE	0- 3	3- 1	2- 1			
1- 0	0- 0	0- 0	HOME	0- 0	1- 0	1- 0			
1- 5	0- 1	0- 1	AWAY	0- 2	1- 1	1- 1			
1- 2	0- 0	0- 1	NEUTRAL	0- 1	1- 0	0- 0			
16- 2	0- 0	0- 0	CONFERENCE	0- 0	16- 2	13- 1			
9- 0	0- 0	0- 0	HOME	0- 0	9- 0	7- 0			
7- 2	0- 0	0- 0	AWAY	0- 0	7- 2	6- 1			
0- 0	0- 0	0- 0	NEUTRAL	0- 0	0- 0	0- 0			

RPI 1-25				RPI 26-50				RPI 51-100 Team's RPI: 87				RPI 101+			
RPI	S	Opponent	Score	RPI	S	Opponent	Score	RPI	S	Opponent	Score	RPI	S	Opponent	Score
18	A	Duke	51 68	37	N	Northern Colo.	57 65	66	A	James Madison	47 58	134	A	Radford	45 52
				38	A	Michigan	50 74	70	A	Drake	68 96	134	H	Radford	61 56
								80	N	Houston	68 75	180	N	Denver	82 69
												191	A	High Point	65 42
												191	H	High Point	57 49
												223	A	UNC Asheville	41 48
												223	H	UNC Asheville	53 48
												228	A	Gardner-Webb	85 60
												228	H	Gardner-Webb	59 41
												246	A	Presbyterian	76 64
												246	H	Presbyterian	63 55
												254	A	Campbell	46 33
												254	H	Campbell	60 42
												276	A	Massachusetts	61 64
												279	A	Old Dominion	63 55
												291	H	Valparaiso	61 40
												322	A	Charleston So.	95 57
												322	H	Charleston So.	63 53
												343	A	Winthrop	73 53
												343	H	Winthrop	63 37
												344	A	Longwood	63 51
												344	H	Longwood	73 36

LAST 12 Division I GAMES:															
				191	H	High Point	57 49	254	A	Campbell	46 33				
				344	H	Longwood	73 36	228	H	Gardner-Webb	59 41				
				322	A	Charleston So.	95 57	246	H	Presbyterian	63 55				
				343	A	Winthrop	73 53	191	A	High Point	65 42				
				223	H	UNC Asheville	53 48	134	H	Radford	61 56				
				134	A	Radford	45 52	344	A	Longwood	63 51				

Non-Div I Games: Limestone 68 38 Shippensburg 105 43

Liberty

Average RPI Win:	300	WON-LOST	WINNING	LAST 10	STRENGTH OF	OPP. STRENGTH	TEAM	ADJ.	CONF.	ADJ CONF.
Average RPI Loss:	147	RECORD	PCT. RANK	GAMES	SCHEDULE	OF SCHEDULE	RPI	RPI	RPI	RPI
DIV. I ONLY	12- 19	234	5- 5	263	257	260	260	23	23	
DIV. I NON-CONF.	4- 11	279	0- 0	268	276	280	280	22	22	

TOTALS	RPI 1-25	RPI 26-50	W-L RECORDS	RPI 51-100	RPI 101-999	RPI 201+				
12- 19	0- 0	0- 1	OVERALL	0- 7	12- 11	12- 4				
7- 7	0- 0	0- 0	HOME	0- 4	7- 3	7- 1				
5- 12	0- 0	0- 1	AWAY	0- 3	5- 8	5- 3				
0- 0	0- 0	0- 0	NEUTRAL	0- 0	0- 0	0- 0				
4- 11	0- 0	0- 1	NON-CONFERENCE	0- 2	4- 8	4- 3				
2- 4	0- 0	0- 0	HOME	0- 2	2- 2	2- 1				
2- 7	0- 0	0- 1	AWAY	0- 0	2- 6	2- 2				
0- 0	0- 0	0- 0	NEUTRAL	0- 0	0- 0	0- 0				
8- 8	0- 0	0- 0	CONFERENCE	0- 5	8- 3	8- 1				
5- 3	0- 0	0- 0	HOME	0- 2	5- 1	5- 0				
3- 5	0- 0	0- 0	AWAY	0- 3	3- 2	3- 1				
0- 0	0- 0	0- 0	NEUTRAL	0- 0	0- 0	0- 0				

RPI 1-25				RPI 26-50				RPI 51-100				RPI 101+				Team's RPI: 260
RPI	S	Opponent	Score	RPI	S	Opponent	Score	RPI	S	Opponent	Score	RPI	S	Opponent	Score	
				44	A	Ball St.	46 84	52	A	FGCU	52 88	111	A	Middle Tenn.	48 72	
								52	A	FGCU	55 105	121	A	Saint Louis	57 101	
								52	H	FGCU	54 68	129	A	Butler	58 70	
								56	H	Belmont	59 91	153	A	Vanderbilt	82 92	
								94	H	Alabama	51 73	190	H	Morehead St.	55 75	
								98	A	Jacksonville	48 70	200	A	Stetson	71 91	
								98	H	Jacksonville	63 70	200	H	Stetson	55 59	
												237	A	North Florida	73 69	
												237	H	North Florida	78 57	
												251	H	Austin Peay	63 71	
												262	A	Col. of Charleston	69 85	
												294	H	Murray St.	65 64	
												300	A	Kennesaw St.	64 62	
												300	H	Kennesaw St.	69 52	
												303	A	USC Upstate	64 80	
												303	H	USC Upstate	97 78	
												303	H	USC Upstate	95 53	
												311	H	Alabama A&M	66 50	
												313	A	Tennessee Tech	61 57	
												322	A	Charleston So.	58 54	
												330	A	Tennessee St.	64 71	
												339	A	NJIT	74 58	
												339	H	NJIT	66 58	
LAST 12 Division I GAMES:																
				52	A	FGCU	55 105	237	H	North Florida	78 57					
				303	H	USC Upstate	95 53	303	A	USC Upstate	64 80					
				300	H	Kennesaw St.	69 52	339	H	NJIT	66 58					
				200	A	Stetson	71 91	303	H	USC Upstate	97 78					
				52	A	FGCU	52 88	339	A	NJIT	74 58					
				98	H	Jacksonville	63 70	52	H	FGCU	54 68					

Non-Div I Games:

Lipscomb

Average RPI		Win: 226	WON-LOST RECORD	WINNING PCT. RANK	LAST 10 GAMES	STRENGTH OF SCHEDULE	OPP. STRENGTH OF SCHEDULE	TEAM RPI	ADJ. RPI	CONF. RPI	ADJ CONF. RPI
Div. I ONLY			21- 9	66	9- 1	222	127	95	95	22	22
Div. I NON-CONF.			3- 8	268	0- 0	31	5	190	190	23	23
TOTALS		RPI 1-25		RPI 26-50		W-L RECORDS		RPI 51-100	RPI 101-999	RPI 201+	
21- 9		0- 2		1- 1		OVERALL		1- 2	19- 4	13- 0	
12- 3		0- 0		1- 1		HOME		1- 0	10- 2	6- 0	
8- 6		0- 2		0- 0		AWAY		0- 2	8- 2	6- 0	
1- 0		0- 0		0- 0		NEUTRAL		0- 0	1- 0	1- 0	
3- 8		0- 2		1- 1		NON-CONFERENCE		1- 2	1- 3	0- 0	
3- 3		0- 0		1- 1		HOME		1- 0	1- 2	0- 0	
0- 5		0- 2		0- 0		AWAY		0- 2	0- 1	0- 0	
0- 0		0- 0		0- 0		NEUTRAL		0- 0	0- 0	0- 0	
18- 1		0- 0		0- 0		CONFERENCE		0- 0	18- 1	13- 0	
9- 0		0- 0		0- 0		HOME		0- 0	9- 0	6- 0	
8- 1		0- 0		0- 0		AWAY		0- 0	8- 1	6- 0	
1- 0		0- 0		0- 0		NEUTRAL		0- 0	1- 0	1- 0	

RPI 1-25					RPI 26-50					RPI 51-100					RPI 101+				
RPI	S	Opponent	Score		RPI	S	Opponent	Score		RPI	S	Opponent	Score		RPI	S	Opponent	Score	
5	A	Mississippi St.	48	86	28	H	LSU	37	56	89	A	Kansas St.	51	66	121	A	Saint Louis	45	48
15	A	Texas A&M	49	66	34	H	Oklahoma	68	56	97	H	Missouri St.	63	51	132	H	Texas St.	63	48
										100	A	Rice	51	58	136	H	Louisiana Tech	49	58
															160	A	Louisiana	72	63
															160	H	Louisiana	78	43
															167	A	Troy	70	76
															176	A	South Ala.	47	35
															177	H	UT Arlington	59	57
															192	H	Memphis	86	57
															195	H	Tulsa	61	74
															220	A	Coastal Caro.	51	49
															220	H	Coastal Caro.	53	44
															222	A	Arkansas St.	64	58
															222	H	Arkansas St.	53	43
															264	A	Appalachian St.	52	40
															264	H	Appalachian St.	61	35
															264	N	Appalachian St.	66	34
															306	A	Georgia St.	65	50
															306	H	Georgia St.	54	47
															327	A	Ga. Southern	64	34
															327	H	Ga. Southern	92	52
															338	A	La. -Monroe	71	47
															338	H	La. -Monroe	57	37
LAST 12 Division I GAMES:																			
264	N	Appalachian St.	66	34	167	A	Troy	70	76	121	A	Saint Louis	45	48					
160	A	Louisiana	72	63	176	A	South Ala.	47	35	132	H	Texas St.	63	48					
338	A	La. -Monroe	71	47	306	H	Georgia St.	54	47	136	H	Louisiana Tech	49	58					
264	H	Appalachian St.	61	35	327	H	Ga. Southern	92	52	160	A	Louisiana	72	63					
220	H	Coastal Caro.	53	44	220	A	Coastal Caro.	51	49	160	H	Louisiana	78	43					
222	A	Arkansas St.	64	58	264	A	Appalachian St.	52	40	167	A	Troy	70	76					

Non-Div I Games:

Li t t l e R o c k

Loss, Non-Conf, S Site, H Home A Away N Neutral

Average RPI Win:	242	WON-LOST	WINNING	LAST 10	STRENGTH OF	OPP. STRENGTH	TEAM	ADJ.	CONF.	ADJ CONF.
Average RPI Loss:	189	RECORD	PCT. RANK	GAMES	SCHEDULE	OF SCHEDULE	RPI	RPI	RPI	RPI
DIV. I ONLY	8- 23	294	6- 4	258	231	301	301	21	21	
DIV. I NON-CONF.	2- 12	306	0- 0	266	263	320	320	19	19	

TOTALS	RPI 1-25	RPI 26-50	W-L RECORDS	RPI 51-100	RPI 101-999	RPI 201+				
8- 23	0- 1	0- 1	OVERALL	0- 2	8- 19	7- 13				
4- 10	0- 1	0- 0	HOME	0- 1	4- 8	4- 5				
4- 10	0- 0	0- 0	AWAY	0- 0	4- 0	3- 0				
0- 3	0- 0	0- 0	NEUTRAL	0- 0	0- 3	0- 2				
2- 12	0- 1	0- 1	NON-CONFERENCE	0- 0	2- 10	2- 7				
0- 6	0- 1	0- 0	HOME	0- 0	0- 5	0- 4				
2- 4	0- 0	0- 1	AWAY	0- 0	2- 3	2- 2				
0- 2	0- 0	0- 0	NEUTRAL	0- 0	0- 2	0- 1				
6- 11	0- 0	0- 0	CONFERENCE	0- 2	6- 9	5- 6				
4- 4	0- 0	0- 0	HOME	0- 1	4- 3	4- 1				
2- 6	0- 0	0- 0	AWAY	0- 1	2- 5	1- 4				
0- 1	0- 0	0- 0	NEUTRAL	0- 0	0- 1	0- 1				

RPI 1-25				RPI 26-50				RPI 51-100				RPI 101+				Team's RPI: 301
RPI	S	Opponent	Score	RPI	S	Opponent	Score	RPI	S	Opponent	Score	RPI	S	Opponent	Score	
9	H	Tennessee	61 90	49	A	Southern Cal i forn i a	60 75	64	A	UC Davi s	49 79	138	A	Cal Poly	61 70	
								64	H	UC Davi s	71 83	138	H	Cal Poly	64 75	
												141	H	Loyol a Marymount	69 84	
												165	A	San Diego	40 74	
												174	N	Oral Roberts	58 64	
												194	A	UC Irvi ne	80 73	
												194	H	UC Irvi ne	81 100	
												205	A	UC Santa Barbara	44 51	
												205	H	UC Santa Barbara	74 90	
												206	A	CSUN	59 51	
												206	H	CSUN	67 54	
												210	H	Montana St.	51 62	
												215	H	New Mexico St.	63 72	
												230	A	UC Ri versi de	53 77	
												230	H	UC Ri versi de	70 58	
												230	N	UC Ri versi de	66 79	
												235	A	Montana	60 67	
												239	H	Pepperdi ne	71 83	
												241	H	Ill i noi s St.	51 59	
												247	A	Grand Canyon	65 63	
												257	A	Hawai i	66 74	
												257	H	Hawai i	85 80	
												275	A	Ari zona	80 72	
												282	N	VCU	59 69	
												319	A	Cal St. Fullerton	61 67	
												319	H	Cal St. Fullerton	67 47	
												339	A	NJIT	57 73	

LAST 12 Di vi si on I GAMES:																
				230	N	UC Ri versi de	66 79	64	A	UC Davi s	49 79					
				206	H	CSUN	67 54	138	A	Cal Poly	61 70					
				230	H	UC Ri versi de	70 58	206	A	CSUN	59 51					
				257	H	Hawai i	85 80	194	H	UC Irvi ne	81 100					
				194	A	UC Irvi ne	80 73	64	H	UC Davi s	71 83					
				319	H	Cal St. Fullerton	67 47	138	H	Cal Poly	64 75					

Non-Di v I Games:

Long Beach St.

■ Loss,
 ■ Non-Conf,
 ■ S Site,
 ■ Home
 ■ Away
 N Neutral

Average RPI Win:	277	WON-LOST	WINNING	LAST 10	STRENGTH OF	OPP. STRENGTH	TEAM	ADJ.	CONF.	ADJ CONF.
Average RPI Loss:	237	RECORD	PCT. RANK	GAMES	SCHEDULE	OF SCHEDULE	RPI	RPI	RPI	RPI
DIV. I ONLY	6- 23	316	4- 6	335	345	344	344	27	27	
DIV. I NON-CONF.	1- 9	318	0- 0	342	348	349	349	28	28	

TOTALS	RPI 1-25	RPI 26-50	W-L RECORDS	RPI 51-100	RPI 101-999	RPI 201+				
6- 23	0- 0	0- 0	OVERALL	0- 2	6- 21	6- 15				
5- 8	0- 0	0- 0	HOME	0- 1	5- 7	5- 5				
1- 14	0- 0	0- 0	AWAY	0- 0	1- 1	1- 0				
0- 1	0- 0	0- 0	NEUTRAL	0- 0	0- 1	0- 1				
1- 9	0- 0	0- 0	NON-CONFERENCE	0- 0	1- 9	1- 7				
1- 3	0- 0	0- 0	HOME	0- 0	1- 3	1- 3				
0- 6	0- 0	0- 0	AWAY	0- 0	0- 6	0- 4				
0- 0	0- 0	0- 0	NEUTRAL	0- 0	0- 0	0- 0				
5- 14	0- 0	0- 0	CONFERENCE	0- 2	5- 12	5- 8				
4- 5	0- 0	0- 0	HOME	0- 1	4- 4	4- 2				
1- 8	0- 0	0- 0	AWAY	0- 1	1- 7	1- 5				
0- 1	0- 0	0- 0	NEUTRAL	0- 0	0- 1	0- 1				

RPI 1-25				RPI 26-50				RPI 51-100				RPI 101+				Team's RPI: 344
RPI	S	Opponent	Score	RPI	S	Opponent	Score	RPI	S	Opponent	Score	RPI	S	Opponent	Score	
								87	A	Liberty	36 73	109	A	George Mason	41 60	
								87	H	Liberty	51 63	134	A	Radford	39 81	
												134	H	Radford	33 52	
												191	A	High Point	41 62	
												191	H	High Point	39 75	
												196	A	Eastern Mich.	44 73	
												216	H	Norfolk St.	45 64	
												223	A	UNC Asheville	52 82	
												223	H	UNC Asheville	67 54	
												228	A	Gardner-Webb	41 52	
												228	H	Gardner-Webb	54 61	
												246	A	Presbyterian	75 60	
												246	H	Presbyterian	66 56	
												254	A	Campbell	48 58	
												254	H	Campbell	57 50	
												281	H	Fairleigh Dickinson	52 72	
												291	H	Valparaiso	68 81	
												312	A	Marshall	45 90	
												320	A	N.C. Central	75 87	
												322	A	Charleston So.	57 73	
												322	H	Charleston So.	61 78	
												322	N	Charleston So.	62 72	
												329	A	Wagner	43 60	
												333	A	Delaware St.	56 60	
												343	A	Winthrop	60 69	
												343	H	Winthrop	90 60	
												348	H	UMass Lowell	84 82	
LAST 12 Division I GAMES:																
				322	N	Charleston So.	62 72	228	A	Gardner-Webb	41 52					
				343	H	Winthrop	90 60	246	A	Presbyterian	75 60					
				87	A	Liberty	36 73	191	H	High Point	39 75					
				223	H	UNC Asheville	67 54	322	H	Charleston So.	61 78					
				134	A	Radford	39 81	343	A	Winthrop	60 69					
				254	H	Campbell	57 50	254	A	Campbell	48 58					

Non-Div I Games: Milligan 66 56

Longwood

■ Loss,
 ■ Non-Conf, S Site,
 ■ Home
 ■ Away
 N Neutral

Average RPI Win: 258	WON-LOST RECORD	WINNING PCT. RANK	LAST 10 GAMES	STRENGTH OF SCHEDULE	OPP. STRENGTH OF SCHEDULE	TEAM RPI	ADJ. RPI	CONF. RPI	ADJ CONF. RPI
Average RPI Loss: 110									
DIV. I ONLY	17- 14	143	6- 4	179	233	160	160	22	22
DIV. I NON-CONF.	5- 6	187	0- 0	112	83	152	152	23	23

TOTALS	RPI 1-25	RPI 26-50	W-L RECORDS	RPI 51-100	RPI 101-999	RPI 201+			
17- 14	0- 2	0- 1	OVERALL	0- 3	17- 8	14- 0			
7- 6	0- 0	0- 0	HOME	0- 1	7- 5	7- 0			
7- 6	0- 1	0- 0	AWAY	0- 1	7- 1	5- 0			
3- 2	0- 1	0- 0	NEUTRAL	0- 0	3- 1	2- 0			
5- 6	0- 2	0- 1	NON-CONFERENCE	0- 1	5- 2	5- 0			
3- 1	0- 0	0- 0	HOME	0- 0	3- 1	3- 0			
1- 3	0- 1	0- 1	AWAY	0- 1	1- 0	1- 0			
1- 2	0- 1	0- 0	NEUTRAL	0- 0	1- 1	1- 0			
12- 8	0- 0	0- 0	CONFERENCE	0- 2	12- 6	9- 0			
4- 5	0- 0	0- 0	HOME	0- 1	4- 4	4- 0			
6- 3	0- 0	0- 0	AWAY	0- 1	6- 2	4- 0			
2- 0	0- 0	0- 0	NEUTRAL	0- 0	2- 0	1- 0			

RPI S Opponent Score	RPI S Opponent Score	RPI S Opponent Score	RPI S Opponent Score
5 N Mississippi St. 37 94	28 A LSU 45 60	83 A Toledo 55 79	102 H Auburn 60 70
15 A Texas A&M 62 83		95 A Little Rock 43 78	123 N Cleveland St. 45 54
		95 H Little Rock 63 72	132 A Texas St. 65 58
			132 H Texas St. 53 56
			167 A Troy 53 72
			167 H Troy 55 62
			176 A South Ala. 59 56
			176 H South Ala. 57 72
			177 A UT Arlington 61 63
			177 H UT Arlington 34 38
			177 N UT Arlington 54 48
			220 H Coastal Caro. 59 55
			222 A Arkansas St. 77 75
			222 H Arkansas St. 60 53
			232 N Niagara 68 52
			233 H New Orleans 66 57
			264 H Appalachian St. 61 45
			278 H McNeese 98 86
			291 H Alcorn 67 47
			297 A Southeastern La. 68 56
			306 A Georgia St. 75 60
			327 A Ga. Southern 58 48
			327 N Ga. Southern 88 81
			338 A La.-Monroe 76 48
			338 H La.-Monroe 63 55
LAST 12 Division I GAMES:			
177 N UT Arlington 54 48	177 H UT Arlington 34 38		
327 N Ga. Southern 88 81	132 H Texas St. 53 56		
95 H Little Rock 63 72	327 A Ga. Southern 58 48		
222 H Arkansas St. 60 53	306 A Georgia St. 75 60		
176 A South Ala. 59 56	338 A La.-Monroe 76 48		
167 A Troy 53 72	167 H Troy 55 62		

Non-Div I Games: Dillard 53 60

Louisiana

Average RPI Win:	202	WON-LOST	WINNING	LAST 10	STRENGTH OF	OPP. STRENGTH	TEAM	ADJ.	CONF.	ADJ CONF.
Average RPI Loss:	161	RECORD	PCT. RANK	GAMES	SCHEDULE	OF SCHEDULE	RPI	RPI	RPI	RPI

DIV. I ONLY	18- 11	101	6- 4	175	200	136	136	18	18
DIV. I NON-CONF.	8- 4	87	0- 0	285	159	168	168	20	20

TOTALS	RPI 1-25	RPI 26-50	W-L RECORDS	RPI 51-100	RPI 101-999	RPI 201+			
18- 11	0- 1	0- 0	OVERALL	5- 2	13- 8	9- 4			
11- 4	0- 0	0- 0	HOME	1- 2	10- 2	8- 0			
6- 5	0- 1	0- 0	AWAY	3- 0	3- 4	1- 3			
1- 2	0- 0	0- 0	NEUTRAL	1- 0	0- 2	0- 1			
8- 4	0- 1	0- 0	NON-CONFERENCE	2- 0	6- 3	5- 1			
6- 1	0- 0	0- 0	HOME	0- 0	6- 1	5- 0			
1- 2	0- 1	0- 0	AWAY	1- 0	0- 1	0- 0			
1- 1	0- 0	0- 0	NEUTRAL	1- 0	0- 1	0- 1			
10- 7	0- 0	0- 0	CONFERENCE	3- 2	7- 5	4- 3			
5- 3	0- 0	0- 0	HOME	1- 2	4- 1	3- 0			
5- 3	0- 0	0- 0	AWAY	2- 0	3- 3	1- 3			
0- 1	0- 0	0- 0	NEUTRAL	0- 0	0- 1	0- 0			

RPI 1-25				RPI 26-50				RPI 51-100				RPI 101+ Team's RPI: 136			
RPI	S	Opponent	Score	RPI	S	Opponent	Score	RPI	S	Opponent	Score	RPI	S	Opponent	Score
12	A	Texas	54 88					59	H	Western Ky.	64 74	102	A	Auburn	59 75
								75	A	UAB	70 60	111	A	Middle Tenn.	66 49
								75	H	UAB	61 66	166	H	Clemson	47 55
								93	N	Penn St.	71 59	168	H	Charlotte	51 64
								95	A	Little Rock	58 49	170	A	UTEP	65 62
								100	A	Rice	70 62	192	H	Memphis	65 40
								100	H	Rice	75 55	201	H	North Texas	61 53
												201	N	North Texas	69 76
												214	A	Southern Miss.	50 65
												214	H	Southern Miss.	89 57
												225	H	Grambling	64 53
												232	N	Niagara	67 73
												242	A	Fla. Atlantic	72 86
												259	H	UTSA	63 55
												278	H	McNeese	78 62
												279	H	Old Dominion	59 45
												291	H	Alcorn	87 50
												299	A	FIU	54 57
												309	H	Houston Baptist	85 62
												312	A	Marshall	74 65
												338	H	La.-Monroe	71 49

LAST 12 Division I GAMES:															
				201	N	North Texas	69 76	100	H	Rice	75 55				
				100	A	Rice	70 62	75	H	UAB	61 66				
				75	A	UAB	70 60	111	A	Middle Tenn.	66 49				
				214	H	Southern Miss.	89 57	59	H	Western Ky.	64 74				
				168	H	Charlotte	51 64	279	H	Old Dominion	59 45				
				170	A	UTEP	65 62	242	A	Fla. Atlantic	72 86				

Non-Div I Games: LSU-Alexandria 87 47

Average RPI	Win:	101	WON-LOST	WINNING	LAST 10	STRENGTH OF	OPP. STRENGTH	TEAM	ADJ.	CONF.	ADJ CONF.
Average RPI	Loss:	5	RECORD	PCT. RANK	GAMES	SCHEDULE	OF SCHEDULE	RPI	RPI	RPI	RPI
DIV. I ONLY			32- 2	4	9- 1	14	2	3	3	1	1
DIV. I NON-CONF.			14- 1	5	0- 1	64	9	7	7	1	1

TOTALS	RPI 1-25		RPI 26-50		W-L RECORDS	RPI 51-100		RPI 101-999		RPI 201+	
32- 2	7- 2		6- 0		OVERALL	6- 0		13- 0		5- 0	
16- 1	3- 1		2- 0		HOME	2- 0		9- 0		3- 0	
13- 1	2- 1		4- 0		AWAY	3- 0		4- 0		2- 0	
3- 0	2- 0		0- 0		NEUTRAL	1- 0		0- 0		0- 0	
14- 1	2- 1		2- 0		NON-CONFERENCE	3- 0		7- 0		4- 0	
9- 0	1- 0		1- 0		HOME	1- 0		6- 0		3- 0	
5- 1	1- 1		1- 0		AWAY	2- 0		1- 0		1- 0	
0- 0	0- 0		0- 0		NEUTRAL	0- 0		0- 0		0- 0	
18- 1	5- 1		4- 0		CONFERENCE	3- 0		6- 0		1- 0	
7- 1	2- 1		1- 0		HOME	1- 0		3- 0		0- 0	
8- 0	1- 0		3- 0		AWAY	1- 0		3- 0		1- 0	
3- 0	2- 0		0- 0		NEUTRAL	1- 0		0- 0		0- 0	

RPI	S	Opponent	Score	RPI	S	Opponent	Score	RPI	S	Opponent	Score	RPI	S	Opponent	Score
1	A	UConn	58 69	27	A	South Dakota St.	68 64	54	A	Indiana	72 59	108	H	Wake Forest	89 52
2	H	Notre Dame	100 67	31	A	Virginia	77 41	67	H	Virginia Tech	67 56	111	H	Middle Tenn.	80 26
2	N	Notre Dame	74 72	31	H	Virginia	51 39	67	N	Virginia Tech	73 70	117	A	North Carolina	67 57
6	A	Ohio St.	95 90	35	A	Syracuse	84 77	68	A	Georgia Tech	74 71	153	H	Vanderbilt	79 57
7	H	Oregon	74 61	38	H	Michigan	74 49	83	H	Tolledo	90 55	158	H	UT Martin	91 56
8	H	Florida St.	49 50	50	A	Miami (FL)	84 74	86	A	Kentucky	87 63	166	H	Clemson	65 46
16	A	NC State	55 47									182	A	Pittsburgh	77 51
16	N	NC State	64 59									182	H	Pittsburgh	81 49
18	H	Duke	66 60									209	A	Boston College	87 52
												229	H	Southeast Mo. St.	80 40
												290	A	Air Force	62 50
												294	H	Murray St.	115 51
												330	H	Tennessee St.	95 56

LAST 12 Division I GAMES:															
		2 N Notre Dame	74 72			209 A Boston College	87 52								
		16 N NC State	64 59			1 A UConn	58 69								
		67 N Virginia Tech	73 70			166 H Clemson	65 46								
		182 H Pittsburgh	81 49			35 A Syracuse	84 77								
		31 H Virginia	51 39			31 A Virginia	77 41								
		117 A North Carolina	67 57			108 H Wake Forest	89 52								

Non-Div I Games:

Louisville

Average RPI Win: 293
Average RPI Loss: 161

Average RPI Win: 293		WON-LOST RECORD	WINNING PCT. RANK	LAST 10 GAMES	STRENGTH OF SCHEDULE	OPP. STRENGTH OF SCHEDULE	TEAM RPI	ADJ. RPI	CONF. RPI	ADJ CONF. RPI
Average RPI Loss: 161										
DIV. I ONLY		7- 23	303	3- 6	270	228	308	308	24	24
DIV. I NON-CONF.		2- 9	295	0- 0	214	91	278	278	21	21
TOTALS		RPI 1-25	RPI 26-50	W-L RECORDS		RPI 51-100	RPI 101-999	RPI 201+		
7- 23	0- 3		0- 0	OVERALL		0- 5	7- 15	6- 8		
4- 9	0- 1		0- 0	HOME		0- 3	4- 5	3- 3		
3- 13	0- 2		0- 0	AWAY		0- 2	3- 9	3- 4		
0- 1	0- 0		0- 0	NEUTRAL		0- 0	0- 1	0- 1		
2- 9	0- 3		0- 0	NON-CONFERENCE		0- 1	2- 5	2- 1		
1- 3	0- 1		0- 0	HOME		0- 1	1- 1	1- 0		
1- 6	0- 2		0- 0	AWAY		0- 0	1- 4	1- 1		
0- 0	0- 0		0- 0	NEUTRAL		0- 0	0- 0	0- 0		
5- 14	0- 0		0- 0	CONFERENCE		0- 4	5- 10	4- 7		
3- 6	0- 0		0- 0	HOME		0- 2	3- 4	2- 3		
2- 7	0- 0		0- 0	AWAY		0- 2	2- 5	2- 3		
0- 1	0- 0		0- 0	NEUTRAL		0- 0	0- 1	0- 1		

RPI 1-25					RPI 26-50					RPI 51-100					RPI 101+ Team's RPI: 308				
RPI	S	Opponent	Score		RPI	S	Opponent	Score		RPI	S	Opponent	Score		RPI	S	Opponent	Score	
20	A	DePaul	47	88						70	A	Drake	46	72	129	A	Butler	52	64
22	H	Green Bay	39	76						70	H	Drake	53	97	131	A	Milwaukee	41	63
25	A	Marquette	30	92						96	H	Western Mi.ch.	47	65	135	A	UNI	41	70
										97	A	Missouri St.	36	75	135	H	UNI	39	64
										97	H	Missouri St.	58	69	139	H	Youngstown St.	49	73
															147	A	Northern Ill.	71	80
															169	A	Southern Ill.	46	62
															169	H	Southern Ill.	62	53
															241	A	Illinois St.	49	57
															241	H	Illinois St.	62	59
															261	A	Indiana St.	67	74
															261	H	Indiana St.	65	73
															269	A	Bradley	71	61
															269	H	Bradley	57	59
															291	A	Valparaiso	60	76
															291	H	Valparaiso	53	63
															291	N	Valparaiso	46	63
															326	A	Fort Wayne	70	79
															331	H	Ill.-Chicago	57	55
															346	A	Chicago St.	46	28
															349	A	Evansville	60	47
															349	H	Evansville	82	63
					LAST 12 Division I GAMES:														
					291	N	Valparaiso	46	63	97	H	Missouri St.	58	69					
					135	H	UNI	39	64	291	H	Valparaiso	53	63					
					70	H	Drake	53	97	269	A	Bradley	71	61					
					261	A	Indiana St.	67	74	241	A	Illinois St.	49	57					
					349	A	Evansville	60	47	349	H	Evansville	82	63					
					169	H	Southern Ill.	62	53	261	H	Indiana St.	65	73					

Non-Div I Games:

Loyol a Chi cago

Loss, Non-Conf, S Site, H Home A Away N Neutral

Average RPI Loss: 152

DIV. I ONLY	9- 21	272	3- 7	103	211	238	238	15	15
DIV. I NON-CONF.	2- 9	295	0- 0	141	239	268	268	18	18
TOTALS	RPI 1-25	RPI 26-50	W-L RECORDS	RPI 51-100	RPI 101-999	RPI 201+			
9- 21	0- 2	0- 0	OVERALL	2- 6	7- 13	7- 8			
6- 7	0- 0	0- 0	HOME	1- 3	5- 4	5- 2			
3- 14	0- 2	0- 0	AWAY	1- 3	2- 9	2- 6			
0- 0	0- 0	0- 0	NEUTRAL	0- 0	0- 0	0- 0			
2- 9	0- 2	0- 0	NON-CONFERENCE	0- 1	2- 6	2- 3			
1- 3	0- 0	0- 0	HOME	0- 1	1- 2	1- 1			
1- 6	0- 2	0- 0	AWAY	0- 0	1- 4	1- 2			
0- 0	0- 0	0- 0	NEUTRAL	0- 0	0- 0	0- 0			
7- 12	0- 0	0- 0	CONFERENCE	2- 5	5- 7	5- 5			
5- 4	0- 0	0- 0	HOME	1- 2	4- 2	4- 1			
2- 8	0- 0	0- 0	AWAY	1- 3	1- 5	1- 4			
0- 0	0- 0	0- 0	NEUTRAL	0- 0	0- 0	0- 0			

RPI 1-25				RPI 26-50				RPI 51-100				RPI 101+ Team's RPI: 238			
RPI	S	Opponent	Score	RPI	S	Opponent	Score	RPI	S	Opponent	Score	RPI	S	Opponent	Score
17	A	Maryl and	45 114					52	A	Ameri can	56 69	104	A	Del aware	38 71
25	A	Marquette	63 83					52	H	Ameri can	58 71	109	H	George Mason	72 80
								71	A	Navy	44 73	152	A	Army West Point	47 62
								71	A	Navy	55 63	152	H	Army West Point	62 69
								71	H	Navy	58 40	154	A	William & Mary	49 70
								92	A	Bucknel I	68 65	208	A	Lehi gh	55 64
								92	H	Bucknel I	69 74	208	H	Lehi gh	67 64
								99	H	Georgetown	54 72	216	A	Norfol k St.	61 58
												231	A	Boston U.	56 75
												231	H	Boston U.	65 52
												236	A	Lafayette	54 65
												236	H	Lafayette	64 73
												243	A	Hol y Cross	65 58
												243	H	Hol y Cross	77 60
												267	H	Cornel l	78 63
												274	A	St. Franci s Brookl yn	47 64
												280	H	Towson	67 76
												288	A	Col gate	60 71
												288	H	Col gate	70 55
												293	A	Mt. St. Mary's	63 71
LAST 12 Division I GAMES:															
				71	A	Navy	55 63	236	H	Lafayette	64 73				
				231	H	Boston U.	65 52	52	A	Ameri can	56 69				
				71	H	Navy	58 40	243	A	Hol y Cross	65 58				
				208	A	Lehi gh	55 64	152	A	Army West Poi nt	47 62				
				288	A	Col gate	60 71	208	H	Lehi gh	67 64				
				92	H	Bucknel I	69 74	288	H	Col gate	70 55				

Loyola Maryl and

Average RPI Win: 205	WON-LOST RECORD	WINNING PCT. RANK	LAST 10 GAMES	STRENGTH OF SCHEDULE	OPP. STRENGTH OF SCHEDULE	TEAM RPI	ADJ. RPI	CONF. RPI	ADJ CONF. RPI
Average RPI Loss: 137									
DIV. I ONLY	18- 11	101	6- 4	236	114	141	141	14	14
DIV. I NON-CONF.	7- 3	74	0- 0	288	109	149	149	11	11

TOTALS	RPI 1-25	RPI 26-50	W-L RECORDS	RPI 51-100	RPI 101-999	RPI 201+			
18- 11	0- 0	0- 3	OVERALL	3- 0	15- 8	9- 3			
10- 5	0- 0	0- 2	HOME	2- 0	8- 3	5- 1			
8- 5	0- 0	0- 1	AWAY	1- 0	7- 4	4- 2			
0- 1	0- 0	0- 0	NEUTRAL	0- 0	0- 1	0- 0			
7- 3	0- 0	0- 1	NON-CONFERENCE	1- 0	6- 2	4- 2			
4- 2	0- 0	0- 1	HOME	1- 0	3- 1	2- 1			
3- 1	0- 0	0- 0	AWAY	0- 0	3- 1	2- 1			
0- 0	0- 0	0- 0	NEUTRAL	0- 0	0- 0	0- 0			
11- 8	0- 0	0- 2	CONFERENCE	2- 0	9- 6	5- 1			
6- 3	0- 0	0- 1	HOME	1- 0	5- 2	3- 0			
5- 4	0- 0	0- 1	AWAY	1- 0	4- 3	2- 1			
0- 1	0- 0	0- 0	NEUTRAL	0- 0	0- 1	0- 0			

RPI S Opponent	Score	RPI S Opponent	Score	RPI S Opponent	Score	RPI S Opponent	Score
		32 A Gonzaga	67 77	77 H Miami (OH)	84 71	121 A Saint Louis	62 60
		32 H Gonzaga	69 75	79 A Saint Mary's (CA)	75 65	128 A San Francisco	60 78
		49 H Southern Cal i forni a	70 80	79 H Saint Mary's (CA)	69 57	128 H San Francisco	65 60
						128 N San Francisco	76 89
						155 A BYU	52 62
						155 H BYU	55 67
						165 A San Diego	67 53
						165 H San Diego	54 60
						186 A Paci fic	79 77
						186 H Paci fic	75 60
						196 H Eastern Mi ch.	73 64
						205 H UC Santa Barbara	67 61
						206 H CSUN	68 75
						213 A SMU	60 63
						230 A UC Ri versi de	67 59
						239 A Pepperdi ne	74 85
						239 H Pepperdi ne	75 60
						275 H Ari zona	84 70
						289 A Santa Clara	65 51
						289 H Santa Clara	64 45
						301 A Long Beach St.	84 69
						318 A Portl and	63 60
						318 H Portl and	76 55
LAST 12 Division I GAMES:							
		128 N San Francisco	76 89	79 A Saint Mary's (CA)	75 65		
		186 A Paci fic	79 77	318 H Portl and	76 55		
		289 H Santa Clara	64 45	155 A BYU	52 62		
		128 H San Francisco	65 60	165 A San Diego	67 53		
		32 H Gonzaga	69 75	239 H Pepperdi ne	75 60		
		239 A Pepperdi ne	74 85	318 A Portl and	63 60		

Non-Div I Games: Cal St. Dom. Hills 84 52

M a i n e

M
a
i
n
e

Non-Div I Games:	Maine Maritime	89	49	Me. -Fort Kent	100	40
------------------	----------------	----	----	----------------	-----	----

Average RPI Win:	303	WON-LOST	WINNING	LAST 10	STRENGTH OF	OPP. STRENGTH	TEAM	ADJ.	CONF.	ADJ CONF.
Average RPI Loss:	166	RECORD	PCT. RANK	GAMES	SCHEDULE	OF SCHEDULE	RPI	RPI	RPI	RPI
DIV. I ONLY	13- 18	219	5- 5	313	289	265	265	28	28	
DIV. I NON-CONF.	3- 8	268	0- 0	105	238	220	220	26	26	

TOTALS	RPI 1-25	RPI 26-50	W-L RECORDS	RPI 51-100	RPI 101-999	RPI 201+				
13- 18	0- 0	0- 3	OVERALL	0- 3	13- 12	13- 6				
7- 5	0- 0	0- 1	HOME	0- 2	7- 2	7- 1				
4- 12	0- 0	0- 2	AWAY	0- 1	4- 9	4- 5				
2- 1	0- 0	0- 0	NEUTRAL	0- 0	2- 1	2- 0				
3- 8	0- 0	0- 2	NON-CONFERENCE	0- 3	3- 3	3- 1				
1- 2	0- 0	0- 0	HOME	0- 2	1- 0	1- 0				
1- 6	0- 0	0- 2	AWAY	0- 1	1- 3	1- 1				
1- 0	0- 0	0- 0	NEUTRAL	0- 0	1- 0	1- 0				
10- 10	0- 0	0- 1	CONFERENCE	0- 0	10- 9	10- 5				
6- 3	0- 0	0- 1	HOME	0- 0	6- 2	6- 1				
3- 6	0- 0	0- 0	AWAY	0- 0	3- 6	3- 4				
1- 1	0- 0	0- 0	NEUTRAL	0- 0	1- 1	1- 0				

RPI 1-25				RPI 26-50				RPI 51-100				RPI 101+ Team's RPI: 265			
RPI	S	Opponent	Score	RPI	S	Opponent	Score	RPI	S	Opponent	Score	RPI	S	Opponent	Score
				31	A	Virginia	47 69	82	H	Albany (NY)	56 62	157	A	Marist	40 65
				35	H	Quinnipiac	64 80	84	H	Fordham	48 54	157	N	Marist	60 84
				43	A	Californi a	66 87	93	A	Penn St.	46 78	179	A	New Hampshire	55 68
												187	A	Stony Brook	59 74
												199	A	Siena	51 56
												199	H	Siena	54 56
												232	A	Niagara	64 65
												232	H	Niagara	82 64
												249	A	Sacred Heart	61 65
												253	A	Rider	51 67
												253	H	Rider	50 53
												263	A	LIU Brooklyn	72 38
												273	A	Fairfield	52 55
												273	H	Fairfield	55 44
												274	H	St. Francis Brooklyn	57 54
												284	A	Monmouth	59 63
												284	H	Monmouth	63 53
												286	A	Canisius	59 56
												286	H	Canisius	58 39
												321	N	Coppin St.	74 56
												342	A	Iona	57 48
												342	H	Iona	67 63
												342	N	Iona	55 39
												347	A	Saint Peter's	60 39
												347	H	Saint Peter's	76 64
LAST 12 Division I GAMES:															
				157	N	Marist	60 84	284	A	Monmouth	59 63				
				342	N	Iona	55 39	273	H	Fairfield	55 44				
				253	H	Rider	50 53	232	H	Niagara	82 64				
				347	A	Saint Peter's	60 39	273	A	Fairfield	52 55				
				342	A	Iona	57 48	253	A	Rider	51 67				
				199	H	Siena	54 56	284	H	Monmouth	63 53				

Non-Div I Games:

Manhattan

Average RPI Win:	273	WON-LOST	WINNING	LAST 10	STRENGTH OF	OPP. STRENGTH	TEAM	ADJ.	CONF.	ADJ CONF.
Average RPI Loss:	119	RECORD	PCT. RANK	GAMES	SCHEDULE	OF SCHEDULE	RPI	RPI	RPI	RPI
DIV. I ONLY	20- 13	109	7- 3	255	252	157	157	28	28	
DIV. I NON-CONF.	4- 8	239	0- 0	236	131	246	246	26	26	

TOTALS	RPI 1-25	RPI 26-50	W-L RECORDS	RPI 51-100	RPI 101-999	RPI 201+				
20- 13	0- 0	0- 4	OVERALL	0- 2	20- 7	18- 2				
9- 4	0- 0	0- 1	HOME	0- 1	9- 2	8- 1				
10- 6	0- 0	0- 1	AWAY	0- 0	10- 5	9- 1				
1- 3	0- 0	0- 2	NEUTRAL	0- 1	1- 0	1- 0				
4- 8	0- 0	0- 1	NON-CONFERENCE	0- 2	4- 5	4- 1				
2- 2	0- 0	0- 0	HOME	0- 1	2- 1	2- 0				
2- 4	0- 0	0- 0	AWAY	0- 0	2- 4	2- 1				
0- 2	0- 0	0- 1	NEUTRAL	0- 1	0- 0	0- 0				
16- 5	0- 0	0- 3	CONFERENCE	0- 0	16- 2	14- 1				
7- 2	0- 0	0- 1	HOME	0- 0	7- 1	6- 1				
8- 2	0- 0	0- 1	AWAY	0- 0	8- 1	7- 0				
1- 1	0- 0	0- 1	NEUTRAL	0- 0	1- 0	1- 0				

RPI 1-25				RPI 26-50				RPI 51-100				RPI 101+ Team's RPI: 157			
RPI	S	Opponent	Score	RPI	S	Opponent	Score	RPI	S	Opponent	Score	RPI	S	Opponent	Score
				35	A	Qui nni pi ac	56 62	62	N	Purdue	47 61	119	H	Dartmouth	51 60
				35	H	Qui nni pi ac	74 80	71	H	Navy	70 77	124	A	Seton Hall	60 85
				35	N	Qui nni pi ac	58 67					139	A	Northeastern	72 78
				49	N	Southern Cal i forni a	57 78					184	A	Temple	77 83
												199	A	Si ena	53 58
												199	A	Si ena	67 51
												199	H	Si ena	73 54
												231	A	Boston U.	80 52
												232	A	Ni agara	84 78
												232	H	Ni agara	61 68
												243	H	Holy Cross	85 74
												253	A	Ri der	80 69
												253	H	Ri der	68 67
												257	A	Hawai i	63 70
												265	H	Manhattan	65 40
												265	N	Manhattan	84 60
												273	A	Fai rfi eld	48 34
												273	H	Fai rfi eld	71 63
												276	A	Massachusetts	88 60
												284	A	Monmouth	85 57
												284	H	Monmouth	69 46
												286	A	Can i si us	78 53
												286	H	Can i si us	58 47
												335	H	Rhode Isl and	64 42
												342	A	I ona	55 45
												342	H	I ona	75 55
												347	A	Saint Peter's	86 53
LAST 12 Di vi si on I GAMES:															
				35	N	Qui nni pi ac	58 67	273	A	Fai rfi eld	48 34				
				199	A	Si ena	67 51	286	H	Can i si us	58 47				
				265	N	Manhattan	84 60	284	A	Monmouth	85 57				
				232	H	Ni agara	61 68	199	H	Si ena	73 54				
				342	A	I ona	55 45	342	H	I ona	75 55				
				35	H	Qui nni pi ac	74 80	286	A	Can i si us	78 53				

Non-Di v I Games:

Marist

Average RPI Win: 280	WON-LOST RECORD	WINNING PCT. RANK	LAST 10 GAMES	STRENGTH OF SCHEDULE	OPP. STRENGTH OF SCHEDULE	TEAM RPI	ADJ. RPI	CONF. RPI	ADJ CONF. RPI
Average RPI Loss: 163									
DIV. I ONLY	7- 20	291	3- 7	280	192	312	312	18	18
DIV. I NON-CONF.	4- 7	226	0- 0	332	183	324	324	20	20

TOTALS	RPI 1-25	RPI 26-50	W-L RECORDS	RPI 51-100	RPI 101-999	RPI 201+			
7- 20	0- 0	0- 0	OVERALL	0- 6	7- 14	5- 7			
5- 10	0- 0	0- 0	HOME	0- 3	5- 7	4- 3			
2- 10	0- 0	0- 0	AWAY	0- 3	2- 7	1- 4			
0- 0	0- 0	0- 0	NEUTRAL	0- 0	0- 0	0- 0			
4- 7	0- 0	0- 0	NON-CONFERENCE	0- 2	4- 5	4- 1			
3- 4	0- 0	0- 0	HOME	0- 1	3- 3	3- 1			
1- 3	0- 0	0- 0	AWAY	0- 1	1- 2	1- 0			
0- 0	0- 0	0- 0	NEUTRAL	0- 0	0- 0	0- 0			
3- 13	0- 0	0- 0	CONFERENCE	0- 4	3- 9	1- 6			
2- 6	0- 0	0- 0	HOME	0- 2	2- 4	1- 2			
1- 7	0- 0	0- 0	AWAY	0- 2	1- 5	0- 4			
0- 0	0- 0	0- 0	NEUTRAL	0- 0	0- 0	0- 0			

RPI 1-25				RPI 26-50				RPI 51-100				RPI 101+ Team's RPI: 312			
RPI	S	Opponent	Score	RPI	S	Opponent	Score	RPI	S	Opponent	Score	RPI	S	Opponent	Score
								59	A	Western Ky.	50 77	111	H	Middle Tenn.	57 73
								59	H	Western Ky.	66 86	113	H	Ohio	52 54
								75	H	UAB	62 69	123	A	Cleveland St.	76 85
								86	A	Kentucky	39 69	136	H	Louisiana Tech	65 74
								93	H	Penn St.	65 80	168	A	Charlotte	61 67
								100	A	Rice	44 87	169	H	Southern Ill.	59 64
												170	H	UTEP	66 64
												178	A	Florida	69 74
												201	A	North Texas	62 54
												214	A	Southern Miss.	61 70
												242	A	Fla. Atlantic	59 79
												242	H	Fla. Atlantic	55 62
												259	H	UTSA	59 72
												264	H	Appalachian St.	54 56
												272	H	Morgan St.	73 68
												279	A	Old Dominion	53 69
												299	A	FIU	54 67
												299	H	FIU	78 75
												330	A	Tennessee St.	71 65
												343	H	Winthrop	70 40
												344	H	Longwood	90 45

LAST 12 Division I GAMES:															
242	H	Fla. Atlantic	55 62	259	H	UTSA	59 72								
201	A	North Texas	62 54	214	A	Southern Miss.	61 70								
100	A	Rice	44 87	168	A	Charlotte	61 67								
59	A	Western Ky.	50 77	299	H	FIU	78 75								
170	H	UTEP	66 64	111	H	Middle Tenn.	57 73								
75	H	UAB	62 69	59	H	Western Ky.	66 86								

Non-Div I Games: Ky. Christian 111 38 Alice Lloyd 96 46

Marshall

Average RPI Win:	131	WON-LOST	WINNING	LAST 10	STRENGTH OF	OPP. STRENGTH	TEAM	ADJ.	CONF.	ADJ CONF.
Average RPI Loss:	32	RECORD	PCT. RANK	GAMES	SCHEDULE	OF SCHEDULE	RPI	RPI	RPI	RPI
DIV. I ONLY	25- 7	36	6- 4	34	17	17	17	3	3	
DIV. I NON-CONF.	11- 2	22	0- 0	138	39	40	40	4	4	

TOTALS	RPI 1-25	RPI 26-50	W-L RECORDS	RPI 51-100	RPI 101-999	RPI 201+				
25- 7	2- 3	4- 2	OVERALL	9- 2	10- 0	9- 0				
12- 3	2- 1	1- 0	HOME	4- 2	5- 0	5- 0				
10- 3	0- 1	3- 2	AWAY	3- 0	4- 0	3- 0				
3- 1	0- 1	0- 0	NEUTRAL	2- 0	1- 0	1- 0				
11- 2	0- 2	2- 0	NON-CONFERENCE	2- 0	7- 0	7- 0				
6- 1	0- 1	0- 0	HOME	2- 0	4- 0	4- 0				
4- 1	0- 1	2- 0	AWAY	0- 0	2- 0	2- 0				
1- 0	0- 0	0- 0	NEUTRAL	0- 0	1- 0	1- 0				
14- 5	2- 1	2- 2	CONFERENCE	7- 2	3- 0	2- 0				
6- 2	2- 0	1- 0	HOME	2- 2	1- 0	1- 0				
6- 2	0- 0	1- 2	AWAY	3- 0	2- 0	1- 0				
2- 1	0- 1	0- 0	NEUTRAL	2- 0	0- 0	0- 0				

RPI	S	Opponent	Score	RPI	S	Opponent	Score	RPI	S	Opponent	Score	RPI	S	Opponent	Score
1	A	UConn	72 97	31	A	Virginia	60 59	54	H	Indiana	74 70	175	A	Northwestern	68 65
6	H	Ohio St.	99 69	38	A	Michigan	65 71	54	N	Indiana	67 54	204	A	Wisconsin	71 44
6	N	Ohio St.	69 79	39	A	Rutgers	72 54	60	A	Nebraska	64 57	224	A	Akron	75 54
11	H	South Carolina	86 94	39	H	Rutgers	88 60	60	H	Nebraska	77 75	232	H	Niagara	92 65
21	H	Iowa	80 64	40	A	Minnesota	74 93	60	N	Nebraska	66 53	238	H	Loyola Maryland	114 45
				50	A	Miami (FL)	79 71	62	H	Purdue	65 75	240	H	Illinois	100 65
								65	A	Michigan St.	76 68	268	H	Howard	111 49
								65	H	Michigan St.	68 82	293	H	Mt. St. Mary's	97 57
								78	H	George Washington	80 54	300	N	Kennesaw St.	89 35
								82	H	Albany (NY)	91 58	321	A	Coppin St.	113 49
								93	A	Penn St.	69 65				
LAST 12 Division I GAMES:															
		6 N Ohio St.	69 79			62 H Purdue	65 75								
		60 N Nebraska	66 53			39 A Rutgers	72 54								
		54 N Indiana	67 54			65 A Michigan St.	76 68								
		60 H Nebraska	77 75			60 A Nebraska	64 57								
		38 A Michigan	65 71			39 H Rutgers	88 60								
		40 A Minnesota	74 93			175 A Northwestern	68 65								

Non-Div I Games:

Maryland

Average RPI Win:	275	WON-LOST	WINNING	LAST 10	STRENGTH OF	OPP. STRENGTH	TEAM	ADJ.	CONF.	ADJ CONF.
Average RPI Loss:	155	RECORD	PCT. RANK	GAMES	SCHEDULE	OF SCHEDULE	RPI	RPI	RPI	RPI
DIV. I ONLY	12- 16	218	5- 5	337	190	276	276	13	13	
DIV. I NON-CONF.	6- 5	153	0- 0	346	330	291	291	10	10	

TOTALS	RPI 1-25	RPI 26-50	W-L RECORDS	RPI 51-100	RPI 101-999	RPI 201+				
12- 16	0- 0	0- 1	OVERALL	1- 3	11- 12	9- 4				
7- 6	0- 0	0- 1	HOME	1- 1	6- 4	5- 0				
4- 10	0- 0	0- 0	AWAY	0- 2	4- 8	3- 4				
1- 0	0- 0	0- 0	NEUTRAL	0- 0	1- 0	1- 0				
6- 5	0- 0	0- 0	NON-CONFERENCE	1- 0	5- 5	5- 3				
3- 2	0- 0	0- 0	HOME	1- 0	2- 2	2- 0				
2- 3	0- 0	0- 0	AWAY	0- 0	2- 3	2- 3				
1- 0	0- 0	0- 0	NEUTRAL	0- 0	1- 0	1- 0				
6- 11	0- 0	0- 1	CONFERENCE	0- 3	6- 7	4- 1				
4- 4	0- 0	0- 1	HOME	0- 1	4- 2	3- 0				
2- 7	0- 0	0- 0	AWAY	0- 2	2- 5	1- 1				
0- 0	0- 0	0- 0	NEUTRAL	0- 0	0- 0	0- 0				

RPI 1-25				RPI 26-50				RPI 51-100				RPI 101+				Team's RPI: 276
RPI	S	Opponent	Score	RPI	S	Opponent	Score	RPI	S	Opponent	Score	RPI	S	Opponent	Score	
				33	H	Dayton	49 78	74	A	Duquesne	57 60	109	A	George Mason	60 71	
								78	A	George Washington	49 55	121	A	Saint Louis	63 64	
								84	H	Fordham	51 62	121	A	Saint Louis	64 70	
								87	H	Liberty	64 61	137	H	Saint Joseph's	79 84	
												139	H	Northeastern	54 64	
												157	H	Marist	60 88	
												185	A	Davidson	81 87	
												185	H	Davidson	70 68	
												197	A	Richmond	58 49	
												197	H	Richmond	39 51	
												202	A	North Dakota	52 82	
												248	H	La Salle	69 66	
												258	A	St. Bonaventure	59 69	
												280	H	Towson	72 49	
												282	H	VCU	79 75	
												285	A	North Dakota St.	70 82	
												307	A	UTRGV	59 67	
												310	A	Incarnate Word	64 45	
												335	A	Rhode Island	61 59	
												335	H	Rhode Island	87 50	
												341	N	Mississippi Val.	85 46	
												347	H	Saint Peter's	81 65	
												348	A	UMass Lowell	73 63	

LAST 12 Division I GAMES:																
121	A	Saint Louis	64 70	33	H	Dayton	49 78	248	H	La Salle	69 66	197	H	Richmond	39 51	
335	H	Rhode Island	87 50					335	A	Rhode Island	61 59	185	A	Davidson	81 87	
197	A	Richmond	58 49					282	H	VCU	79 75					
185	H	Davidson	70 68													
78	A	George Washington	49 55													
109	A	George Mason	60 71													

Non-Div I Games: Me.-Fort Kent 111 45 Fisher 121 38

Massachusetts

■ Loss,
 ■ Non-Conf, S Site,
 ■ Home
 ■ Away
 N Neutral

Average RPI Win: **308**
 Average RPI Loss: **166**

WON-LOST
RECORD

WINNING
PCT. RANK

LAST 10
GAMES

STRENGTH OF
SCHEDULE

OPP. STRENGTH
OF SCHEDULE

TEAM
RPI

ADJ.
RPI

CONF.
RPI

ADJ CONF.
RPI

DIV. I ONLY	9- 18	256	3- 7	273	270	278	278	26	26
DIV. I NON-CONF.	1- 7	310	0- 0	104	71	275	275	25	25
TOTALS	RPI 1-25	RPI 26-50	W-L RECORDS	RPI 51-100	RPI 101-999	RPI 201+			
9- 18	0- 2	0- 0	OVERALL	0- 2	9- 14	9- 9			
4- 8	0- 0	0- 0	HOME	0- 1	4- 7	4- 5			
5- 9	0- 2	0- 0	AWAY	0- 1	5- 6	5- 3			
0- 1	0- 0	0- 0	NEUTRAL	0- 0	0- 1	0- 1			
1- 7	0- 2	0- 0	NON-CONFERENCE	0- 0	1- 5	1- 2			
1- 2	0- 0	0- 0	HOME	0- 0	1- 2	1- 1			
0- 5	0- 2	0- 0	AWAY	0- 0	0- 3	0- 1			
0- 0	0- 0	0- 0	NEUTRAL	0- 0	0- 0	0- 0			
8- 11	0- 0	0- 0	CONFERENCE	0- 2	8- 9	8- 7			
3- 6	0- 0	0- 0	HOME	0- 1	3- 5	3- 4			
5- 4	0- 0	0- 0	AWAY	0- 1	5- 3	5- 2			
0- 1	0- 0	0- 0	NEUTRAL	0- 0	0- 1	0- 1			

RPI 1-25				RPI 26-50				RPI 51-100				RPI 101+ Team's RPI: 278			
RPI	S	Opponent	Score	RPI	S	Opponent	Score	RPI	S	Opponent	Score	RPI	S	Opponent	Score
4	A	Bayl or	34 95					90	A	Lamar Uni versi ty	58 83	115	A	SFA	58 73
12	A	Texas	34 100					90	H	Lamar Uni versi ty	72 81	125	H	Tul ane	66 70
												126	H	Central Ark.	45 51
												136	A	Loui si ana Tech	62 78
												160	A	Loui si ana	86 98
												213	A	SMU	59 65
												217	H	A&M-Corpus Christi	70 64
												217 N	A&M-Corpus Christi	52 75	
												225	H	Grambl ing	60 75
												227	A	Ni choll s St.	51 63
												227	H	Ni choll s St.	54 61
												233	A	New Orle ans	62 84
												233	H	New Orle ans	64 77
												244	H	Abilene Christian	75 80
												297	A	Southeastern La.	77 65
												297	H	Southeastern La.	69 47
												309	A	Houston Baptist	86 74
												309	H	Houston Baptist	61 67
												310	A	Incarnate Word	66 57
												334	A	Sam Houston St.	66 63
												337	A	Northwestern St.	60 44
												337	H	Northwestern St.	72 67
												338	H	La. -Monroe	65 61
LAST 12 Division I GAMES:															
217 N	A&M-Corpus Christi	52 75	126 H	Central Ark.	45 51										
90 H	Lamar University	72 81	297 H	Southeastern La.	69 47										
217 H	A&M-Corpus Christi	70 64	115 A	SFA	58 73										
309 H	Houston Baptist	61 67	337 A	Northwestern St.	60 44										
227 A	Nicholls St.	51 63	334 A	Sam Houston St.	66 63										
233 A	New Orleans	62 84	90 A	Lamar University	58 83										

Non-Div I Games: LSU-Alexandria 73 53 Louisiana Col. 84 46 Southern-N. O. 76 61

McNeese

Average RPI Win:	197	WON-LOST	WINNING	LAST 10	STRENGTH OF	OPP. STRENGTH	TEAM	ADJ.	CONF.	ADJ CONF.
Average RPI Loss:	101	RECORD	PCT. RANK	GAMES	SCHEDULE	OF SCHEDULE	RPI	RPI	RPI	RPI
DIV. I ONLY	10- 20	256	3- 7	65	86	192	192	7	7	
DIV. I NON-CONF.	5- 8	220	0- 0	86	141	204	204	7	7	

TOTALS	RPI 1-25	RPI 26-50	W-L RECORDS	RPI 51-100	RPI 101-999	RPI 201+				
10- 20	0- 5	0- 2	OVERALL	1- 3	9- 10	3- 2				
7- 8	0- 2	0- 1	HOME	1- 1	6- 4	3- 2				
3- 8	0- 1	0- 1	AWAY	0- 2	3- 4	0- 0				
0- 4	0- 2	0- 0	NEUTRAL	0- 0	0- 2	0- 0				
5- 8	0- 2	0- 0	NON-CONFERENCE	1- 2	4- 4	3- 1				
4- 3	0- 0	0- 0	HOME	1- 1	3- 2	3- 1				
1- 2	0- 0	0- 0	AWAY	0- 1	1- 1	0- 0				
0- 3	0- 2	0- 0	NEUTRAL	0- 0	0- 1	0- 0				
5- 12	0- 3	0- 2	CONFERENCE	0- 1	5- 6	0- 1				
3- 5	0- 2	0- 1	HOME	0- 0	3- 2	0- 1				
2- 6	0- 1	0- 1	AWAY	0- 1	2- 3	0- 0				
0- 1	0- 0	0- 0	NEUTRAL	0- 0	0- 1	0- 0				

RPI 1-25				RPI 26-50				RPI 51-100				RPI 101+ Team's RPI: 192			
RPI	S	Opponent	Score	RPI	S	Opponent	Score	RPI	S	Opponent	Score	RPI	S	Opponent	Score
1	A	UConn	49 97	45	A	UCF	41 61	75	H	UAB	64 62	103	A	Cincinnati	53 64
1	H	UConn	36 93	45	H	UCF	40 63	80	A	Houston	55 66	125	H	Tulane	73 60
6	N	Ohio St.	69 100					81	H	IUPUI	57 80	125	N	Tulane	64 76
14	H	South Fla.	62 81					95	A	Little Rock	57 86	136	A	Louisiana Tech	40 65
20	N	DePaul	67 81									149	N	Kent St.	55 70
												151	A	Wichita St.	61 69
												151	H	Wichita St.	64 77
												153	A	Vanderbilt	71 60
												169	H	Southern Ill.	56 68
												184	A	Temple	83 78
												193	A	East Carolina	62 75
												193	H	East Carolina	72 36
												195	A	Tulsa	69 48
												195	H	Tulsa	65 56
												213	H	SMU	35 53
												225	H	Grambling	57 48
												240	H	Illinois	47 63
												298	H	Jackson St.	64 53
												330	H	Tennessee St.	79 75
LAST 12 Division I GAMES:															
				125	N	Tulane	64 76					213	H	SMU	35 53
				184	A	Temple	83 78					80	A	Houston	55 66
				195	H	Tulsa	65 56					45	A	UCF	41 61
				45	H	UCF	40 63					151	H	Wichita St.	64 77
				125	H	Tulane	73 60					1	H	UConn	36 93
				193	A	East Carolina	62 75					103	A	Cincinnati	53 64

Non-Div I Games:

Memphis

Average RPI Win:	206	WON-LOST	WINNING	LAST 10	STRENGTH OF	OPP. STRENGTH	TEAM	ADJ.	CONF.	ADJ CONF.
Average RPI Loss:	43	RECORD	PCT. RANK	GAMES	SCHEDULE	OF SCHEDULE	RPI	RPI	RPI	RPI
DIV. I ONLY	30- 2	5	10- 0	256	139	47	47	17	17	
DIV. I NON-CONF.	13- 2	20	0- 0	242	191	69	69	16	16	

TOTALS	RPI 1-25	RPI 26-50	W-L RECORDS	RPI 51-100	RPI 101-999	RPI 201+				
30- 2	0- 0	1- 1	OVERALL	1- 1	28- 0	15- 0				
13- 1	0- 0	0- 1	HOME	1- 0	12- 0	7- 0				
13- 0	0- 0	1- 0	AWAY	0- 0	12- 0	6- 0				
4- 1	0- 0	0- 0	NEUTRAL	0- 1	4- 0	2- 0				
13- 2	0- 0	1- 1	NON-CONFERENCE	1- 1	11- 0	8- 0				
6- 1	0- 0	0- 1	HOME	1- 0	5- 0	4- 0				
6- 0	0- 0	1- 0	AWAY	0- 0	5- 0	3- 0				
1- 1	0- 0	0- 0	NEUTRAL	0- 1	1- 0	1- 0				
17- 0	0- 0	0- 0	CONFERENCE	0- 0	17- 0	7- 0				
7- 0	0- 0	0- 0	HOME	0- 0	7- 0	3- 0				
7- 0	0- 0	0- 0	AWAY	0- 0	7- 0	3- 0				
3- 0	0- 0	0- 0	NEUTRAL	0- 0	3- 0	1- 0				

RPI 1-25				RPI 26-50				Team's RPI: 47				RPI 51-100				RPI 101+			
RPI	S	Opponent	Score	RPI	S	Opponent	Score	RPI	S	Opponent	Score	RPI	S	Opponent	Score	RPI	S	Opponent	Score
26	H	Georgia	54 72	45	A	UCF	73 64	59	N	Western Ky.	62 67	78	H	George Washington	61 44	105	A	Chattanooga	71 50
																105	H	Chattanooga	65 56
																107	A	ETSU	85 65
																107	H	ETSU	63 48
																107	N	ETSU	68 53
																117	A	North Carolina	97 86
																156	A	Samford	73 59
																156	H	Samford	48 45
																156	N	Samford	81 44
																168	A	Charlotte	90 74
																185	H	Davidson	69 54
																188	A	Furman	86 64
																188	H	Furman	65 53
																219	A	UNCG	57 54
																219	H	UNCG	80 57
																223	A	UNC Asheville	67 56
																242	A	Fla. Atlantic	66 55
																254	A	Campbell	58 57
																268	H	Howard	70 44
																282	N	VCU	70 54
																301	A	Wofford	71 46
																301	H	Wofford	80 39
																305	A	Western Caro.	53 46
																305	H	Western Caro.	72 50
																305	N	Western Caro.	75 44
																317	H	South Carolina St.	74 53
																327	H	Ga. Southern	72 45
																343	H	Winthrop	93 45
LAST 12 Division I GAMES:																			
107	N	ETSU	68 53	305	A	Western Caro.	53 46	156	N	Samford	81 44	301	H	Wofford	80 39	188	H	Furman	65 53
156	N	Samford	75 44	105	H	Chattanooga	71 50	107	A	ETSU	85 65								
305	N	Western Caro.	63 48																
107	H	ETSU	65 56																
105	H	Chattanooga	57 54																
219	A	UNCG																	

Non-Div I Games:

Mercer

Average RPI Win:	190	WON-LOST	WINNING	LAST 10	STRENGTH OF	OPP. STRENGTH	TEAM	ADJ.	CONF.	ADJ CONF.
Average RPI Loss:	78	RECORD	PCT. RANK	GAMES	SCHEDULE	OF SCHEDULE	RPI	RPI	RPI	RPI
DIV. I ONLY	21- 9	66	9- 1	150	96	77	77	8	8	
DIV. I NON-CONF.	8- 3	65	0- 0	246	297	94	94	8	8	

TOTALS	RPI 1-25	RPI 26-50	W-L RECORDS	RPI 51-100	RPI 101-999	RPI 201+				
21- 9	0- 3	0- 1	OVERALL	2- 2	19- 3	9- 0				
11- 3	0- 2	0- 0	HOME	1- 0	10- 1	6- 0				
8- 6	0- 1	0- 1	AWAY	1- 2	7- 2	3- 0				
2- 0	0- 0	0- 0	NEUTRAL	0- 0	2- 0	0- 0				
8- 3	0- 0	0- 0	NON-CONFERENCE	1- 1	7- 2	5- 0				
5- 0	0- 0	0- 0	HOME	0- 0	5- 0	4- 0				
2- 3	0- 0	0- 0	AWAY	1- 1	1- 2	1- 0				
1- 0	0- 0	0- 0	NEUTRAL	0- 0	1- 0	0- 0				
13- 6	0- 3	0- 1	CONFERENCE	1- 1	12- 1	4- 0				
6- 3	0- 2	0- 0	HOME	1- 0	5- 1	2- 0				
6- 3	0- 1	0- 1	AWAY	0- 1	6- 0	2- 0				
1- 0	0- 0	0- 0	NEUTRAL	0- 0	1- 0	0- 0				

RPI	S	Opponent	Score	RPI	S	Opponent	Score	RPI	S	Opponent	Score	RPI	S	Opponent	Score
19	A	Buffalo	67 72	44	A	Ball St.	61 86	62	A	Purdue	66 75	103	A	Cincinnati	62 73
19	H	Buffalo	49 64					81	A	IUPUI	96 83	113	A	Ohio	78 56
24	H	Central Mich.	66 84					83	H	Toledo	67 58	113	H	Ohio	64 55
								96	A	Western Mich.	70 81	113	N	Ohio	69 66
												141	A	Loyola Marymount	71 84
												147	A	Northern Ill.	77 62
												147	H	Northern Ill.	67 65
												149	A	Kent St.	65 59
												149	H	Kent St.	58 35
												164	H	Jacksonville St.	58 55
												180	N	Denver	69 52
												196	A	Eastern Mich.	73 69
												196	H	Eastern Mich.	59 74
												207	A	Bowling Green	66 62
												207	H	Bowling Green	92 64
												224	A	Akron	77 50
												224	H	Akron	75 67
												261	A	Indiana St.	68 56
												286	H	Canisius	72 47
												291	H	Valparaiso	77 68
												325	H	Detroit Mercy	91 64
												336	H	Florida A&M	73 33

Team's RPI: 77															
LAST 12 Division I GAMES:															
113	N	Ohio	69 66	19	H	Buffalo	49 64	83	H	Toledo	67 58	207	A	Bowling Green	66 62
149	H	Kent St.	58 35					147	A	Northern Ill.	77 62	113	H	Ohio	64 55
207	H	Bowling Green	92 64					196	A	Eastern Mich.	73 69				
224	A	Akron	77 50												
149	A	Kent St.	65 59												

Non-Div I Games:

Miami (OH)

Average RPI Win:	152	WON-LOST	WINNING	LAST 10	STRENGTH OF	OPP. STRENGTH	TEAM	ADJ.	CONF.	ADJ CONF.
Average RPI Loss:	33	RECORD	PCT. RANK	GAMES	SCHEDULE	OF SCHEDULE	RPI	RPI	RPI	RPI
DIV. I ONLY	22- 9	61	5- 5	56	38	38	38	3	3	
DIV. I NON-CONF.	11- 2	22	0- 0	151	77	45	45	4	4	

TOTALS	RPI 1-25	RPI 26-50	W-L RECORDS	RPI 51-100	RPI 101-999	RPI 201+				
22- 9	3- 4	0- 2	OVERALL	6- 3	13- 0	7- 0				
14- 3	2- 2	0- 0	HOME	4- 1	8- 0	4- 0				
7- 5	1- 2	0- 2	AWAY	1- 1	5- 0	3- 0				
1- 1	0- 0	0- 0	NEUTRAL	1- 1	0- 0	0- 0				
11- 2	1- 2	0- 0	NON-CONFERENCE	1- 0	9- 0	5- 0				
8- 1	1- 1	0- 0	HOME	1- 0	6- 0	3- 0				
3- 1	0- 1	0- 0	AWAY	0- 0	3- 0	2- 0				
0- 0	0- 0	0- 0	NEUTRAL	0- 0	0- 0	0- 0				
11- 7	2- 2	0- 2	CONFERENCE	5- 3	4- 0	2- 0				
6- 2	1- 1	0- 0	HOME	3- 1	2- 0	1- 0				
4- 4	1- 1	0- 2	AWAY	1- 1	2- 0	1- 0				
1- 1	0- 0	0- 0	NEUTRAL	1- 1	0- 0	0- 0				

RPI 1-25				RPI 26-50				Team's RPI: 38				RPI 51-100				RPI 101+			
RPI	S	Opponent	Score	RPI	S	Opponent	Score	RPI	S	Opponent	Score	RPI	S	Opponent	Score	RPI	S	Opponent	Score
2	H	Notre Dame	63 83	39	A	Rutgers	56 63	54	H	Indiana	84 79	109	H	George Mason	75 61				
3	A	Louisville	49 74	40	A	Minnesota	87 93	60	A	Nebraska	69 64	113	A	Ohio	74 61				
6	A	Ohio St.	84 75					60	N	Nebraska	54 61	149	H	Kent St.	54 41				
6	H	Ohio St.	71 78					62	H	Purdue	79 81	175	A	Northwestern	80 59				
17	H	Maryland	71 65					65	A	Michigan St.	61 66	175	H	Northwestern	84 63				
21	A	Iowa	72 82					65	H	Michigan St.	74 48	189	H	Oakland	78 69				
25	H	Marquette	82 76					87	H	Liberty	74 50	204	A	Wisconsin	80 57				
								93	H	Penn St.	89 69	237	H	North Florida	79 34				
								93	N	Penn St.	77 48	240	H	Illinois	86 42				
												263	A	LIU Brooklyn	86 49				
												325	A	Detroit Mercy	86 50				
												326	H	Fort Wayne	77 45				
												333	H	Delaware St.	105 36				

LAST 12 Division I GAMES:																			
60	N	Nebraska	54 61	39	A	Rutgers	56 63	62	H	Purdue	79 81	175	A	Northwestern	80 59				
93	N	Penn St.	77 48	65	H	Michigan St.	74 48	240	H	Illinois	86 42	6	A	Ohio St.	84 75				
17	H	Maryland	71 65	61	A	Michigan St.	61 66												
40	A	Minnesota	87 93	84	H	Northwestern	84 63												

Non-Div I Games:

Mi chi gan

Average RPI Win:	223	WON-LOST	WINNING	LAST 10	STRENGTH OF	OPP. STRENGTH	TEAM	ADJ.	CONF.	ADJ CONF.
Average RPI Loss:	94	RECORD	PCT. RANK	GAMES	SCHEDULE	OF SCHEDULE	RPI	RPI	RPI	RPI
DIV. I ONLY	18- 12	110	6- 4	145	136	111	111	18	18	
DIV. I NON-CONF.	8- 5	111	0- 0	256	46	121	121	20	20	

TOTALS	RPI 1-25	RPI 26-50	W-L RECORDS	RPI 51-100	RPI 101-999	RPI 201+				
18- 12	0- 1	0- 1	OVERALL	2- 6	16- 4	10- 1				
9- 4	0- 0	0- 0	HOME	2- 2	7- 2	4- 1				
8- 6	0- 1	0- 0	AWAY	0- 3	8- 2	5- 0				
1- 2	0- 0	0- 1	NEUTRAL	0- 1	1- 0	1- 0				
8- 5	0- 1	0- 1	NON-CONFERENCE	1- 1	7- 2	5- 0				
5- 0	0- 0	0- 0	HOME	1- 0	4- 0	3- 0				
2- 4	0- 1	0- 0	AWAY	0- 1	2- 2	1- 0				
1- 1	0- 0	0- 1	NEUTRAL	0- 0	1- 0	1- 0				
10- 7	0- 0	0- 0	CONFERENCE	1- 5	9- 2	5- 1				
4- 4	0- 0	0- 0	HOME	1- 2	3- 2	1- 1				
6- 2	0- 0	0- 0	AWAY	0- 2	6- 0	4- 0				
0- 1	0- 0	0- 0	NEUTRAL	0- 1	0- 0	0- 0				

RPI 1-25				RPI 26-50				RPI 51-100				RPI 101+				Team's RPI: 111
RPI	S	Opponent	Score	RPI	S	Opponent	Score	RPI	S	Opponent	Score	RPI	S	Opponent	Score	
3	A	Louisville	26 80	49	N	Southern California	57 72	59	A	Western Ky.	43 57	125	A	Tulane	44 62	
								59	H	Western Ky.	60 76	136	H	Louisiana Tech	49 66	
								68	A	Georgia Tech	45 48	153	A	Vanderbilt	65 54	
								75	A	UAB	58 65	163	A	Ole Miss	56 65	
								75	H	UAB	51 59	167	H	Troy	73 57	
								86	H	Kentucky	62 57	168	A	Charlotte	54 53	
								100	H	Rice	51 41	168	H	Charlotte	64 45	
								100	N	Rice	53 61	170	A	UTEP	54 45	
												201	H	North Texas	56 48	
												214	H	Southern Miss.	53 61	
												223	A	UNC Asheville	72 57	
												242	A	Fla. Atlantic	69 65	
												259	A	UTSA	62 47	
												260	H	Lipscomb	72 48	
												279	H	Old Dominion	65 47	
												286	N	Canisius	55 45	
												299	A	FIU	63 59	
												312	A	Marshall	73 57	
												313	H	Tennessee Tech	58 44	
												321	H	Coppin St.	69 39	

LAST 12 Division I GAMES:																
				100	N	Rice	53 61	299	A	FIU	63 59					
				279	H	Old Dominion	65 47	242	A	Fla. Atlantic	69 65					
				168	A	Charlotte	54 53	136	H	Louisiana Tech	49 66					
				75	A	UAB	58 65	168	H	Charlotte	64 45					
				100	H	Rice	51 41	312	A	Marshall	73 57					
				59	H	Western Ky.	60 76	214	H	Southern Miss.	53 61					

Non-Div I Games:

Middle Tenn.

Average RPI Win:	225	WON-LOST	WINNING	LAST 10	STRENGTH OF	OPP. STRENGTH	TEAM	ADJ.	CONF.	ADJ CONF.
Average RPI Loss:	101	RECORD	PCT. RANK	GAMES	SCHEDULE	OF SCHEDULE	RPI	RPI	RPI	RPI
DIV. I ONLY	20- 11	89	5- 5	229	144	131	131	11	11	
DIV. I NON-CONF.	9- 3	61	0- 0	289	182	115	115	15	15	

TOTALS	RPI 1-25	RPI 26-50	W-L RECORDS	RPI 51-100	RPI 101-999	RPI 201+				
20- 11	0- 3	0- 0	OVERALL	2- 4	18- 4	12- 1				
8- 5	0- 2	0- 0	HOME	1- 1	7- 2	5- 1				
11- 4	0- 1	0- 0	AWAY	1- 2	10- 1	6- 0				
1- 2	0- 0	0- 0	NEUTRAL	0- 1	1- 1	1- 0				
9- 3	0- 1	0- 0	NON-CONFERENCE	0- 2	9- 0	7- 0				
3- 1	0- 1	0- 0	HOME	0- 0	3- 0	3- 0				
5- 1	0- 0	0- 0	AWAY	0- 1	5- 0	3- 0				
1- 1	0- 0	0- 0	NEUTRAL	0- 1	1- 0	1- 0				
11- 8	0- 2	0- 0	CONFERENCE	2- 2	9- 4	5- 1				
5- 4	0- 1	0- 0	HOME	1- 1	4- 2	2- 1				
6- 3	0- 1	0- 0	AWAY	1- 1	5- 1	3- 0				
0- 1	0- 0	0- 0	NEUTRAL	0- 0	0- 1	0- 0				

RPI 1-25				RPI 26-50				RPI 51-100				RPI 101+ Team's RPI: 131			
RPI	S	Opponent	Score	RPI	S	Opponent	Score	RPI	S	Opponent	Score	RPI	S	Opponent	Score
22	A	Green Bay	29 52					70	A	Drake	73 77	101	A	Western Ill.	77 67
22	H	Green Bay	36 65					80	N	Houston	59 74	123	A	Cleveland St.	69 63
25	H	Marquette	68 83					81	A	IUPUI	67 60	123	H	Cleveland St.	79 72
								81	H	IUPUI	68 70	139	A	Youngstown St.	85 86
								85	A	Wright St.	51 56	139	H	Youngstown St.	62 61
								85	H	Wright St.	59 53	139	N	Youngstown St.	58 62
												175	A	Northwestern	66 57
												189	A	Oakland	74 62
												189	H	Oakland	75 80
												204	A	Wisconsin	67 64
												206	N	CSUN	58 50
												241	H	Illinois St.	61 59
												256	A	Northern Ky.	52 49
												256	H	Northern Ky.	57 60
												285	H	North Dakota St.	74 38
												308	H	Loyola Chicago	63 41
												325	A	Detroit Mercy	70 61
												325	H	Detroit Mercy	90 45
												326	A	Fort Wayne	60 48
												331	A	Ill.-Chicago	76 53
												331	H	Ill.-Chicago	59 44
												346	A	Chicago St.	84 59

LAST 12 Division I GAMES:															
139	N	Youngstown St.	58 62	22	H	Green Bay	36 65								
189	H	Oakland	75 80	256	H	Northern Ky.	57 60								
325	H	Detroit Mercy	90 45	85	H	Wright St.	59 53								
81	A	IUPUI	67 60	331	H	Ill.-Chicago	59 44								
123	A	Cleveland St.	69 63	81	H	IUPUI	68 70								
139	A	Youngstown St.	85 86	325	A	Detroit Mercy	70 61								

Non-Div I Games:

Milwaukee

Average RPI Win:	146	WON-LOST	WINNING	LAST 10	STRENGTH OF	OPP. STRENGTH	TEAM	ADJ.	CONF.	ADJ CONF.
Average RPI Loss:	59	RECORD	PCT. RANK	GAMES	SCHEDULE	OF SCHEDULE	RPI	RPI	RPI	RPI
DIV. I ONLY	23- 8	50	7- 3	97	29	40	40	3	3	
DIV. I NON-CONF.	11- 2	22	0- 0	305	69	78	78	4	4	
TOTALS	RPI 1-25	RPI 26-50	W-L RECORDS	RPI 51-100	RPI 101-999	RPI 201+				
23- 8	3- 3	1- 1	OVERALL	6- 2	13- 2	9- 0				
13- 2	2- 0	1- 0	HOME	2- 2	8- 0	6- 0				
8- 5	0- 2	0- 1	AWAY	4- 0	4- 2	3- 0				
2- 1	1- 1	0- 0	NEUTRAL	0- 0	1- 0	0- 0				
11- 2	0- 0	0- 0	NON-CONFERENCE	2- 0	9- 2	6- 0				
7- 0	0- 0	0- 0	HOME	0- 0	7- 0	5- 0				
3- 2	0- 0	0- 0	AWAY	2- 0	1- 2	1- 0				
1- 0	0- 0	0- 0	NEUTRAL	0- 0	1- 0	0- 0				
12- 6	3- 3	1- 1	CONFERENCE	4- 2	4- 0	3- 0				
6- 2	2- 0	1- 0	HOME	2- 2	1- 0	1- 0				
5- 3	0- 2	0- 1	AWAY	2- 0	3- 0	2- 0				
1- 1	1- 1	0- 0	NEUTRAL	0- 0	0- 0	0- 0				

RPI S Opponent	Score	RPI S Opponent	Score	RPI S Opponent	Score	RPI S Opponent	Score
6 A Ohio St.	75 91	38 H Michigan	93 87	54 H Indiana	70 82	108 N Wake Forest	93 81
6 N Ohio St.	88 90	39 A Rutgers	70 80	60 H Nebraska	74 79	117 A North Carolina	83 88
17 H Maryland	93 74			62 A Purdue	78 74	138 H Cal Poly	112 68
21 A Iowa	84 92			65 H Michigan St.	83 77	165 A San Diego	69 72
21 H Iowa	77 72			91 A UNLV	79 72	175 A Northwestern	90 63
21 N Iowa	90 89			93 A Penn St.	91 71	196 H Eastern Mich.	80 56
				93 H Penn St.	101 68	204 A Wisconsin	71 61
				99 A Georgetown	73 63	204 H Wisconsin	90 65
						208 H Lehigh	107 73
						209 H Boston College	78 68
						226 H Xavier	74 62
						230 H UC Riverside	101 75
						240 A Illinois	84 75
						282 H VCU	108 63
						335 A Rhode Island	82 60
LAST 12 Division I GAMES:							
6 N Ohio St.	88 90	93 H Penn St.	101 68				
21 N Iowa	90 89	62 A Purdue	78 74				
240 A Illinois	84 75	21 A Iowa	84 92				
54 H Indiana	70 82	204 A Wisconsin	71 61				
17 H Maryland	93 74	21 H Iowa	77 72				
38 H Michigan	93 87	204 H Wisconsin	90 65				

Non-Div I Games:

Minnesota

Average RPI Win: 102		WON-LOST RECORD	WINNING PCT. RANK	LAST 10 GAMES	STRENGTH OF SCHEDULE	OPP. STRENGTH OF SCHEDULE	TEAM RPI	ADJ. RPI	CONF. RPI	ADJ CONF. RPI
Average RPI Loss: 11										
DIV. I ONLY		32- 1	2	9- 1	26	12	5	5	2	2
DIV. I NON-CONF.		14- 0	1	0- 0	34	38	4	4	2	2
TOTALS		RPI 1-25	RPI 26-50	W-L RECORDS		RPI 51-100	RPI 101-999	RPI 201+		
32- 1	7- 1		4- 0	OVERALL		9- 0	12- 0	4- 0		
16- 0	3- 0		1- 0	HOME		5- 0	7- 0	3- 0		
9- 0	2- 0		2- 0	AWAY		2- 0	3- 0	0- 0		
7- 1	2- 1		1- 0	NEUTRAL		2- 0	2- 0	1- 0		
14- 0	2- 0		2- 0	NON-CONFERENCE		5- 0	5- 0	4- 0		
8- 0	1- 0		1- 0	HOME		3- 0	3- 0	3- 0		
1- 0	0- 0		0- 0	AWAY		1- 0	0- 0	0- 0		
5- 0	1- 0		1- 0	NEUTRAL		1- 0	2- 0	1- 0		
18- 1	5- 1		2- 0	CONFERENCE		4- 0	7- 0	0- 0		
8- 0	2- 0		0- 0	HOME		2- 0	4- 0	0- 0		
8- 0	2- 0		2- 0	AWAY		1- 0	3- 0	0- 0		
2- 1	1- 1		0- 0	NEUTRAL		1- 0	0- 0	0- 0		

RPI 1-25				Team's RPI: 5				RPI 26-50				RPI 51-100				RPI 101+			
RPI	S	Opponent	Score	RPI	S	Opponent	Score	RPI	S	Opponent	Score	RPI	S	Opponent	Score	RPI	S	Opponent	Score
7	H	Oregon	90 79	26	A	Georgia	86 62	55	N	Arizona St.	65 57	102	H	Auburn	82 61				
9	A	Tennessee	71 52	28	A	LSU	83 70	57	H	Oklahoma St.	79 76	145	H	Arkansas	111 69				
11	H	South Carolina	67 53	31	H	Virginia	68 53	72	H	Maine	83 43	153	A	Vanderbilt	95 50				
11	N	South Carolina	51 62	35	N	Syracuse	76 65	86	A	Kentucky	85 63	160	N	Louisiana	94 37				
15	H	Texas A&M	76 55					86	H	Kentucky	74 55	163	A	Ole Miss	69 49				
15	N	Texas A&M	70 55					86	N	Kentucky	81 58	163	H	Ole Miss	76 45				
22	N	Green Bay	67 46					91	A	UNLV	103 63	178	A	Florida	98 50				
23	A	Missouri	57 53					94	H	Alabama	75 61	178	H	Florida	90 53				
								95	H	Little Rock	86 48	211	N	Columbia	90 54				
												214	H	Southern Miss.	91 56				
												306	H	Georgia St.	106 50				
												341	H	Mississippi Val.	112 36				
LAST 12 Division I GAMES:																			
11	N	South Carolina	51 62	153	A	Vanderbilt	95 50												
15	N	Texas A&M	70 55	86	H	Kentucky	74 55												
86	N	Kentucky	81 58	178	A	Florida	98 50												
86	A	Kentucky	85 63	11	H	South Carolina	67 53												
102	H	Auburn	82 61	23	A	Missouri	57 53												
15	H	Texas A&M	76 55	163	A	Ole Miss	69 49												

Non-Div I Games:

Mississippi St.

Average RPI	Win:	295	WON-LOST	WINNING	LAST 10	STRENGTH OF	OPP. STRENGTH	TEAM	ADJ.	CONF.	ADJ CONF.
Average RPI	Loss:	212	RECORD	PCT. RANK	GAMES	SCHEDULE	OF SCHEDULE	RPI	RPI	RPI	RPI
DIV. I ONLY		2- 28		345	1- 9	232	339	341	341	32	32
DIV. I NON-CONF.		0- 12		337	0- 0	46	184	290	290	32	32

TOTALS	RPI 1-25		RPI 26-50		W-L RECORDS	RPI 51-100		RPI 101-999		RPI 201+	
2- 28	0- 1		0- 1		OVERALL	0- 4		2- 22		2- 19	
1- 9	0- 0		0- 0		HOME	0- 0		1- 9		1- 8	
1- 14	0- 0		0- 0		AWAY	0- 0		1- 3		1- 2	
0- 5	0- 0		0- 1		NEUTRAL	0- 2		0- 2		0- 2	
0- 12	0- 1		0- 1		NON-CONFERENCE	0- 4		0- 6		0- 5	
0- 1	0- 0		0- 0		HOME	0- 0		0- 1		0- 1	
0- 6	0- 1		0- 0		AWAY	0- 2		0- 3		0- 2	
0- 5	0- 0		0- 1		NEUTRAL	0- 2		0- 2		0- 2	
2- 16	0- 0		0- 0		CONFERENCE	0- 0		2- 16		2- 14	
1- 8	0- 0		0- 0		HOME	0- 0		1- 8		1- 7	
1- 8	0- 0		0- 0		AWAY	0- 0		1- 8		1- 7	
0- 0	0- 0		0- 0		NEUTRAL	0- 0		0- 0		0- 0	

RPI 1-25				RPI 26-50				RPI 51-100				RPI 101+				Team's RPI: 341
RPI	S	Opponent	Score	RPI	S	Opponent	Score	RPI	S	Opponent	Score	RPI	S	Opponent	Score	
5	A	Mississippi St.	36 112	33	N	Dayton	46 65	59	A	Western Ky.	48 87	142	A	Colorado	48 85	
								65	N	Michigan St.	64 83	181	A	Southern U.	58 66	
								70	N	Drake	60 96	181	H	Southern U.	54 70	
								75	A	UAB	72 87	214	A	Southern Miss.	69 84	
												221	A	Texas Southern	39 55	
												221	H	Texas Southern	53 72	
												225	A	Grambling	55 64	
												225	H	Grambling	62 64	
												227	H	Nicholls St.	57 62	
												234	A	Prairie View	73 78	
												234	H	Prairie View	74 75	
												259	N	UTSA	55 68	
												276	N	Massachusetts	46 85	
												291	A	Alcorn	62 61	
												291	H	Alcorn	70 76	
												294	A	Murray St.	63 64	
												298	A	Jackson St.	67 68	
												298	H	Jackson St.	72 61	
												311	A	Alabama A&M	48 65	
												311	H	Alabama A&M	49 57	
												314	A	Alabama St.	41 76	
												314	H	Alabama St.	62 70	
												332	A	Ark. -Pine Bluff	64 79	
												332	H	Ark. -Pine Bluff	59 64	
LAST 12 Division I GAMES:																
332	A	Ark. -Pine Bluff	64 79	291	A	Alcorn	62 61									
225	A	Grambling	55 64	311	H	Alabama A&M	49 57									
298	A	Jackson St.	67 68	314	H	Alabama St.	62 70									
234	H	Prairie View	74 75	225	H	Grambling	62 64									
221	H	Texas Southern	53 72	298	H	Jackson St.	72 61									
181	A	Southern U.	58 66	234	A	Prairie View	73 78									

Non-Div I Games:

Mississippi Val.

Average RPI Win:	130	WON-LOST	WINNING	LAST 10	STRENGTH OF	OPP. STRENGTH	TEAM	ADJ.	CONF.	ADJ CONF.
Average RPI Loss:	24	RECORD	PCT. RANK	GAMES	SCHEDULE	OF SCHEDULE	RPI	RPI	RPI	RPI
DIV. I ONLY	24- 7	37	7- 3	43	19	23	23	2	2	
DIV. I NON-CONF.	12- 1	6	0- 0	82	64	15	15	2	2	

TOTALS	RPI 1-25	RPI 26-50	W-L RECORDS	RPI 51-100	RPI 101-999	RPI 201+				
24- 7	2- 3	2- 3	OVERALL	6- 1	14- 0	4- 0				
12- 2	2- 1	0- 1	HOME	3- 0	7- 0	2- 0				
7- 3	0- 2	1- 1	AWAY	2- 0	4- 0	0- 0				
5- 2	0- 0	1- 1	NEUTRAL	1- 1	3- 0	2- 0				
12- 1	0- 0	2- 0	NON-CONFERENCE	4- 1	6- 0	4- 0				
6- 0	0- 0	0- 0	HOME	2- 0	4- 0	2- 0				
2- 0	0- 0	1- 0	AWAY	1- 0	0- 0	0- 0				
4- 1	0- 0	1- 0	NEUTRAL	1- 1	2- 0	2- 0				
12- 6	2- 3	0- 3	CONFERENCE	2- 0	8- 0	0- 0				
6- 2	2- 1	0- 1	HOME	1- 0	3- 0	0- 0				
5- 3	0- 2	0- 1	AWAY	1- 0	4- 0	0- 0				
1- 1	0- 0	0- 1	NEUTRAL	0- 0	1- 0	0- 0				

RPI 1-25				RPI 26-50				RPI 51-100				RPI 101+			
RPI	S	Opponent	Score	RPI	S	Opponent	Score	RPI	S	Opponent	Score	RPI	S	Opponent	Score
5	H	Mississippi St.	53 57	26	A	Georgia	50 62	54	N	Indiana	75 55	102	A	Auburn	59 51
9	H	Tennessee	77 73	26	N	Georgia	41 55	59	N	Western Ky.	76 79	121	H	Saint Louis	70 58
11	A	South Carolina	54 64	28	H	LSU	65 69	85	H	Wright St.	82 80	145	A	Arkansas	84 58
11	H	South Carolina	83 74	35	N	Quinnipiac	66 51	86	H	Kentucky	83 78	145	H	Arkansas	88 54
15	A	Texas A&M	63 82	43	A	California	55 52	89	H	Kansas St.	73 59	153	A	Vanderbilt	81 70
								94	A	Alabama	62 56	153	H	Vanderbilt	83 68
								97	A	Missouri St.	69 59	162	H	SIUE	78 48
												163	A	Ole Miss	67 48
												163	N	Ole Miss	59 50
												178	H	Florida	66 64
												226	N	Xavier	74 48
												233	H	New Orleans	81 45
												240	H	Illinois	72 55
												321	N	Coppin St.	73 50

LAST 12 Division I GAMES:															
26	N	Georgia	41 55	145	A	Arkansas	84 58								
163	N	Ole Miss	59 50	86	H	Kentucky	83 78								
15	A	Texas A&M	63 82	178	H	Florida	66 64								
153	H	Vanderbilt	83 68	5	H	Mississippi St.	53 57								
9	H	Tennessee	77 73	11	A	South Carolina	54 64								
102	A	Auburn	59 51	26	A	Georgia	50 62								

Non-Div I Games:

Missouri

Average RPI Win:	243	WON-LOST	WINNING	LAST 10	STRENGTH OF	OPP. STRENGTH	TEAM	ADJ.	CONF.	ADJ CONF.
Average RPI Loss:	78	RECORD	PCT. RANK	GAMES	SCHEDULE	OF SCHEDULE	RPI	RPI	RPI	RPI
DIV. I ONLY	18- 10	92	8- 2	142	221	97	97	24	24	
DIV. I NON-CONF.	3- 7	254	0- 0	12	49	153	153	21	21	

TOTALS	RPI 1-25	RPI 26-50	W-L RECORDS	RPI 51-100	RPI 101-999	RPI 201+				
18- 10	0- 2	0- 1	OVERALL	0- 5	18- 2	12- 0				
11- 2	0- 1	0- 0	HOME	0- 1	11- 0	6- 0				
7- 6	0- 0	0- 1	AWAY	0- 3	7- 2	6- 0				
0- 2	0- 1	0- 0	NEUTRAL	0- 1	0- 0	0- 0				
3- 7	0- 2	0- 1	NON-CONFERENCE	0- 3	3- 1	0- 0				
3- 1	0- 1	0- 0	HOME	0- 0	3- 0	0- 0				
0- 4	0- 0	0- 1	AWAY	0- 2	0- 1	0- 0				
0- 2	0- 1	0- 0	NEUTRAL	0- 1	0- 0	0- 0				
15- 3	0- 0	0- 0	CONFERENCE	0- 2	15- 1	12- 0				
8- 1	0- 0	0- 0	HOME	0- 1	8- 0	6- 0				
7- 2	0- 0	0- 0	AWAY	0- 1	7- 1	6- 0				
0- 0	0- 0	0- 0	NEUTRAL	0- 0	0- 0	0- 0				

RPI 1-25				RPI 26-50				RPI 51-100 Team's RPI: 97				RPI 101+			
RPI	S	Opponent	Score	RPI	S	Opponent	Score	RPI	S	Opponent	Score	RPI	S	Opponent	Score
4	N	Baylor	58 100	44	A	Bail St.	58 70	61	N	Penn	60 65	135	A	UNI	57 52
23	H	Missouri	59 69					70	A	Drake	65 84	135	H	UNI	62 52
								70	H	Drake	68 80	151	A	Wichi ta St.	58 72
								94	A	Alabama	61 65	151	H	Wichi ta St.	94 71
								95	A	Little Rock	51 63	169	A	Southern Ill.	69 71
												169	H	Southern Ill.	79 61
												174	H	Oral Roberts	76 66
												175	H	Northwestern	90 59
												241	A	Illinois St.	56 50
												241	H	Illinois St.	75 58
												261	A	Indiana St.	77 63
												261	H	Indiana St.	69 56
												269	A	Bradley	71 65
												269	H	Bradley	74 54
												291	A	Valparaiso	66 60
												291	H	Valparaiso	83 60
												308	A	Loyola Chicago	69 58
												308	H	Loyola Chicago	75 36
												349	A	Evansville	95 65
												349	H	Evansville	97 51

LAST 12 Division I GAMES:															
261	H	Indiana St.	69 56	269	H	Bradley	74 54								
349	H	Evansville	97 51	70	A	Drake	65 84								
169	H	Southern Ill.	79 61	135	A	UNI	57 52								
291	A	Valparaiso	66 60	169	A	Southern Ill.	69 71								
308	A	Loyola Chicago	69 58	308	H	Loyola Chicago	75 36								
241	H	Illinois St.	75 58	291	H	Valparaiso	83 60								

Non-Div I Games: Central Mo. 62 36

Missouri St.

Average RPI Win: 283	WON-LOST RECORD	WINNING PCT. RANK	LAST 10 GAMES	STRENGTH OF SCHEDULE	OPP. STRENGTH OF SCHEDULE	TEAM RPI	ADJ. RPI	CONF. RPI	ADJ CONF. RPI
Average RPI Loss: 166									
DIV. I ONLY	10- 21	268	4- 6	214	297	284	284	28	28
DIV. I NON-CONF.	2- 9	295	0- 0	48	281	249	249	26	26

TOTALS	RPI 1-25	RPI 26-50	W-L RECORDS	RPI 51-100	RPI 101-999	RPI 201+			
10- 21	0- 0	0- 3	OVERALL	0- 5	10- 13	10- 8			
7- 7	0- 0	0- 1	HOME	0- 3	7- 3	7- 2			
1- 13	0- 0	0- 1	AWAY	0- 2	1- 10	1- 6			
2- 1	0- 0	0- 1	NEUTRAL	0- 0	2- 0	2- 0			
2- 9	0- 0	0- 0	NON-CONFERENCE	0- 5	2- 4	2- 2			
1- 4	0- 0	0- 0	HOME	0- 3	1- 1	1- 1			
0- 5	0- 0	0- 0	AWAY	0- 2	0- 3	0- 1			
1- 0	0- 0	0- 0	NEUTRAL	0- 0	1- 0	1- 0			
8- 12	0- 0	0- 3	CONFERENCE	0- 0	8- 9	8- 6			
6- 3	0- 0	0- 1	HOME	0- 0	6- 2	6- 1			
1- 8	0- 0	0- 1	AWAY	0- 0	1- 7	1- 5			
1- 1	0- 0	0- 1	NEUTRAL	0- 0	1- 0	1- 0			

RPI S Opponent	Score	RPI S Opponent	Score	RPI S Opponent	Score	RPI S Opponent	Score
35 A Qui nni pi ac	57 77	67 H Virginia Tech	34 84	133 A Robert Morris	38 56		
35 H Qui nni pi ac	55 76	71 A Navy	49 73	157 A Marist	46 69		
35 N Qui nni pi ac	44 83	78 H George Washington	45 59	157 H Marist	57 85		
		82 H Albany (NY)	44 68	166 A Clemson	54 57		
		98 A Jacksonvill e	65 74	199 A Siena	41 44		
				208 H Lehi gh	57 75		
				232 A Ni agara	65 68		
				232 H Ni agara	65 63		
				237 N North Flori da	67 57		
				249 H Sacred Heart	69 64		
				253 H Ri der	63 56		
				265 A Manhattan	53 63		
				265 H Manhattan	63 59		
				273 A Fai rfi el d	55 61		
				273 H Fai rfi el d	73 65		
				281 A Fai rlei gh Di cki nson	61 78		
				286 A Cani si us	50 62		
				286 H Cani si us	48 60		
				286 N Cani si us	61 58		
				342 A I ona	62 56		
				342 H I ona	68 56		
				347 A Saint Peter's	47 67		
				347 H Saint Peter's	51 44		
LAST 12 Divisi on I GAMES:							
35 N Qui nni pi ac	44 83	265 H Manhattan	63 59				
286 N Cani si us	61 58	232 H Ni agara	65 63				
35 A Qui nni pi ac	57 77	157 H Marist	57 85				
273 H Fai rfi el d	73 65	199 A Siena	41 44				
232 A Ni agara	65 68	253 H Ri der	63 56				
286 A Cani si us	50 62	265 A Manhattan	53 63				

Non-Div I Games:

Monmouth

Average RPI Win:	252	WON-LOST	WINNING	LAST 10	STRENGTH OF	OPP. STRENGTH	TEAM	ADJ.	CONF.	ADJ CONF.
Average RPI Loss:	125	RECORD	PCT. RANK	GAMES	SCHEDULE	OF SCHEDULE	RPI	RPI	RPI	RPI
DIV. I ONLY	13- 17	215	3- 7	219	154	235	235	19	19	
DIV. I NON-CONF.	3- 7	254	0- 0	102	176	258	258	13	13	

TOTALS	RPI 1-25	RPI 26-50	W-L RECORDS	RPI 51-100	RPI 101-999	RPI 201+				
13- 17	0- 1	0- 4	OVERALL	0- 2	13- 10	11- 4				
9- 6	0- 0	0- 2	HOME	0- 1	9- 3	7- 1				
3- 8	0- 0	0- 1	AWAY	0- 1	3- 6	3- 2				
1- 3	0- 1	0- 1	NEUTRAL	0- 0	1- 1	1- 1				
3- 7	0- 1	0- 1	NON-CONFERENCE	0- 2	3- 3	2- 2				
3- 3	0- 0	0- 1	HOME	0- 1	3- 1	2- 1				
0- 2	0- 0	0- 0	AWAY	0- 1	0- 1	0- 0				
0- 2	0- 1	0- 0	NEUTRAL	0- 0	0- 1	0- 1				
10- 10	0- 0	0- 3	CONFERENCE	0- 0	10- 7	9- 2				
6- 3	0- 0	0- 1	HOME	0- 0	6- 2	5- 0				
3- 6	0- 0	0- 1	AWAY	0- 0	3- 5	3- 2				
1- 1	0- 0	0- 1	NEUTRAL	0- 0	1- 0	1- 0				

RPI 1-25				RPI 26-50				RPI 51-100				RPI 101+ Team's RPI: 235			
RPI	S	Opponent	Score	RPI	S	Opponent	Score	RPI	S	Opponent	Score	RPI	S	Opponent	Score
25	N	Marquette	68 87	32	H	Gonzaga	55 70	76	A	Wyoming	62 67	115	H	SFA	60 52
				37	A	Northern Colo.	50 68	86	H	Kentucky	54 71	118	A	Portland St.	53 70
				37	H	Northern Colo.	58 64					118	H	Portland St.	69 53
				37	N	Northern Colo.	69 78					143	H	Idaho	56 67
												144	A	Idaho St.	60 72
												146	A	Fresno St.	58 61
												148	H	Eastern Wash.	72 75
												150	A	Weber St.	73 89
												202	A	North Dakota	54 43
												202	H	North Dakota	53 51
												210	A	Montana St.	64 81
												210	H	Montana St.	87 63
												212	H	Seattle U	64 78
												261	N	Indiana St.	45 57
												271	A	Sacramento St.	64 79
												271	H	Sacramento St.	68 59
												271	N	Sacramento St.	87 80
												301	H	Long Beach St.	67 60
												304	A	Northern Ariz.	69 52
												304	H	Northern Ariz.	70 62
												319	H	Cal St. Fullerton	68 47
												328	A	Southern Utah	74 65
												328	H	Southern Utah	81 71

LAST 12 Division I GAMES:															
				37	N	Northern Colo.	69 78	148	H	Eastern Wash.	72 75				
				271	N	Sacramento St.	87 80	271	A	Sacramento St.	64 79				
				144	A	Idaho St.	60 72	118	A	Portland St.	53 70				
				150	A	Weber St.	73 89	202	H	North Dakota	53 51				
				210	H	Montana St.	87 63	37	H	Northern Colo.	58 64				
				143	H	Idaho	56 67	304	A	Northern Ariz.	69 52				

Non-Div I Games: Rocky Mountain 54 38

Montana

Average RPI Win:	234	WON-LOST	WINNING	LAST 10	STRENGTH OF	OPP. STRENGTH	TEAM	ADJ.	CONF.	ADJ CONF.
Average RPI Loss:	155	RECORD	PCT. RANK	GAMES	SCHEDULE	OF SCHEDULE	RPI	RPI	RPI	RPI
DIV. I ONLY	14- 15	188	3- 7	284	171	210	210	19	19	
DIV. I NON-CONF.	4- 5	202	0- 0	209	251	185	185	13	13	

TOTALS	RPI 1-25	RPI 26-50	W-L RECORDS	RPI 51-100	RPI 101-999	RPI 201+				
14- 15	0- 0	0- 3	OVERALL	1- 0	13- 12	10- 5				
8- 3	0- 0	0- 1	HOME	1- 0	7- 2	5- 0				
4- 10	0- 0	0- 2	AWAY	0- 0	4- 8	3- 5				
2- 2	0- 0	0- 0	NEUTRAL	0- 0	2- 2	2- 0				
4- 5	0- 0	0- 1	NON-CONFERENCE	1- 0	3- 4	2- 2				
2- 0	0- 0	0- 0	HOME	1- 0	1- 0	0- 0				
1- 4	0- 0	0- 1	AWAY	0- 0	1- 3	1- 2				
1- 1	0- 0	0- 0	NEUTRAL	0- 0	1- 1	1- 0				
10- 10	0- 0	0- 2	CONFERENCE	0- 0	10- 8	8- 3				
6- 3	0- 0	0- 1	HOME	0- 0	6- 2	5- 0				
3- 6	0- 0	0- 1	AWAY	0- 0	3- 5	2- 3				
1- 1	0- 0	0- 0	NEUTRAL	0- 0	1- 1	1- 0				

RPI S Opponent	Score	RPI S Opponent	Score	RPI S Opponent	Score	RPI S Opponent	Score	Team's RPI: 210
37 A Northern Colo.	69 82	37 H Northern Colo.	63 78	76 H Wyoming	50 46	115 H SFA	59 54	
49 A Southern California	47 98					118 A Portland St.	53 62	
						118 H Portland St.	60 69	
						143 H Idaho	77 95	
						143 N Idaho	74 78	
						144 A Idaho St.	61 60	
						148 H Eastern Wash.	77 74	
						150 A Weber St.	69 85	
						155 A BYU	54 75	
						171 N Nevada	53 67	
						202 A North Dakota	70 79	
						202 H North Dakota	72 56	
						202 N North Dakota	68 58	
						235 A Montana	63 87	
						235 H Montana	81 64	
						245 A Omaha	53 64	
						257 A Hawaii	75 81	
						271 A Sacramento St.	77 88	
						271 H Sacramento St.	85 50	
						301 A Long Beach St.	62 51	
						304 A Northern Ariz.	78 56	
						304 H Northern Ariz.	81 39	
						315 N Utah St.	64 52	
						328 A Southern Utah	63 57	
						328 H Southern Utah	91 71	
LAST 12 Division I GAMES:								
143 N Idaho	74 78	143 H Idaho	77 95					
202 N North Dakota	68 58	118 A Portland St.	53 62					
150 A Weber St.	69 85	271 A Sacramento St.	77 88					
144 A Idaho St.	61 60	37 H Northern Colo.	63 78					
235 A Montana	63 87	202 H North Dakota	72 56					
148 H Eastern Wash.	77 74	328 A Southern Utah	63 57					

Non-Div I Games: Mont. St. Billings 67 47 Providence (MT) 66 31

Montana St.

Loss, Non-Conf, S Site, H Home A Away N Neutral

Average RPI Win: 275		WON-LOST RECORD	WINNING PCT. RANK	LAST 10 GAMES	STRENGTH OF SCHEDULE	OPP. STRENGTH OF SCHEDULE	TEAM RPI	ADJ. RPI	CONF. RPI	ADJ CONF. RPI
Average RPI Loss: 154										
DIV. I ONLY		19- 11	95	6- 4	328	271	190	190	25	25
DIV. I NON-CONF.		7- 4	102	0- 0	338	293	219	219	27	27
TOTALS		RPI 1-25	RPI 26-50	W-L RECORDS		RPI 51-100	RPI 101-999	RPI 201+		
19- 11	0- 0		0- 0	OVERALL		0- 4	19- 7	16- 3		
8- 5	0- 0		0- 0	HOME		0- 1	8- 4	6- 2		
11- 5	0- 0		0- 0	AWAY		0- 0	11- 0	10- 0		
0- 1	0- 0		0- 0	NEUTRAL		0- 0	0- 1	0- 0		
7- 4	0- 0		0- 0	NON-CONFERENCE		0- 2	7- 2	6- 2		
2- 2	0- 0		0- 0	HOME		0- 0	2- 2	1- 2		
5- 2	0- 0		0- 0	AWAY		0- 2	5- 0	5- 0		
0- 0	0- 0		0- 0	NEUTRAL		0- 0	0- 0	0- 0		
12- 7	0- 0		0- 0	CONFERENCE		0- 2	12- 5	10- 1		
6- 3	0- 0		0- 0	HOME		0- 1	6- 2	5- 0		
6- 3	0- 0		0- 0	AWAY		0- 1	6- 2	5- 1		
0- 1	0- 0		0- 0	NEUTRAL		0- 0	0- 1	0- 0		

RPI 1-25				RPI 26-50				RPI 51-100				RPI 101+				Team's RPI: 190	
RPI	S	Opponent	Score	RPI	S	Opponent	Score	RPI	S	Opponent	Score	RPI	S	Opponent	Score		
								56	A	Belmont	56	80	158	A	UT Martin	81	76
								56	H	Belmont	62	83	158	H	UT Martin	88	75
								63	A	West Virginia	56	66	162	H	SIUE	51	66
								86	A	Kentucky	53	86	164	A	Jacksonville St.	64	70
													164	H	Jacksonville St.	65	67
													164	N	Jacksonville St.	56	69
													169	H	Southern Ill.	85	81
													228	H	Gardner-Webb	60	68
													229	A	Southeast Mo. St.	59	56
													229	H	Southeast Mo. St.	60	58
													237	H	North Florida	56	61
													251	A	Austin Peay	66	59
													260	A	Lipscomb	75	55
													271	H	Sacramento St.	75	71
													274	A	St. Francis Brooklyn	73	59
													286	A	Canisius	76	52
													294	A	Murray St.	82	80
													313	A	Tennessee Tech	74	67
													313	H	Tennessee Tech	53	51
													316	A	Eastern Ky.	56	59
													316	H	Eastern Ky.	62	51
													330	A	Tennessee St.	71	69
													330	H	Tennessee St.	97	81
													345	H	Eastern Ill.	89	81
													346	A	Chicago St.	79	40
													349	A	Evansville	82	75
				LAST 12 Division I GAMES:													
				164	N	Jacksonville St.	56	69	229	H	Southeast Mo. St.	60	58				
				316	H	Eastern Ky.	62	51	56	H	Belmont	62	83				
				158	H	UT Martin	88	75	330	H	Tennessee St.	97	81				
				56	A	Belmont	56	80	251	A	Austin Peay	66	59				
				330	A	Tennessee St.	71	69	294	A	Murray St.	82	80				
				316	A	Eastern Ky.	56	59	313	H	Tennessee Tech	53	51				

Non-Div I Games:	Brescia	120	41	Ky. Christian	115	39
------------------	---------	-----	----	---------------	-----	----

Morehead St.

Loss, Non-Conf, S Site, H Home A Away N Neutral

Average RPI Win: 311
Average RPI Loss: 186

WON-LOST
RECORD

WINNING
PCT. RANK

LAST 10
GAMES

STRENGTH OF
SCHEDULE

OPP. STRENGTH
OF SCHEDULE

TEAM
RPI

ADJ.
RPI

CONF.
RPI

ADJ CONF.
RPI

DIV. I ONLY	14- 15	188	5- 5	347	305	272	272	30	30
DIV. I NON-CONF.	5- 6	187	0- 0	281	178	205	205	31	31

TOTALS	RPI 1-25	RPI 26-50	W-L RECORDS	RPI 51-100	RPI 101-999	RPI 201+			
14- 15	0- 1	0- 2	OVERALL	0- 1	14- 11	14- 6			
8- 3	0- 0	0- 0	HOME	0- 0	8- 3	8- 2			
5- 10	0- 0	0- 0	AWAY	0- 0	5- 0	5- 0			
1- 2	0- 1	0- 0	NEUTRAL	0- 0	1- 1	1- 0			
5- 6	0- 1	0- 2	NON-CONFERENCE	0- 1	5- 2	5- 1			
3- 0	0- 0	0- 0	HOME	0- 0	3- 0	3- 0			
2- 5	0- 0	0- 2	AWAY	0- 1	2- 2	2- 1			
0- 1	0- 1	0- 0	NEUTRAL	0- 0	0- 0	0- 0			
9- 9	0- 0	0- 0	CONFERENCE	0- 0	9- 9	9- 5			
5- 3	0- 0	0- 0	HOME	0- 0	5- 3	5- 2			
3- 5	0- 0	0- 0	AWAY	0- 0	3- 5	3- 3			
1- 1	0- 0	0- 0	NEUTRAL	0- 0	1- 1	1- 0			

RPI 1-25				RPI 26-50				RPI 51-100				RPI 101+ Team's RPI: 272			
RPI	S	Opponent	Score	RPI	S	Opponent	Score	RPI	S	Opponent	Score	RPI	S	Opponent	Score
21	N	Iowa	46 90	33	A	Dayton	52 88	63	A	West Virginia	41 84	115	A	Colorado St.	44 60
				35	A	Syracuse	68 95					122	H	Bethune-Cookman	57 64
												161	A	N. C. A&T	60 67
												173	A	Hampton	60 63
												173	N	Hampton	57 66
												216	A	Norfolk St.	55 53
												266	H	UMES	63 50
												268	H	Howard	61 68
												287	A	Central Conn. St.	61 41
												293	H	Mt. St. Mary's	75 67
												299	H	FIU	62 51
												312	A	Marshall	68 73
												317	H	South Carolina St.	65 55
												320	A	N. C. Central	57 60
												321	A	Coppin St.	53 55
												321	H	Coppin St.	73 59
												321	N	Coppin St.	58 51
												333	A	Delaware St.	56 60
												333	H	Delaware St.	54 62
												336	A	Florida A&M	59 44
												336	H	Florida A&M	61 56
												339	H	NJIT	55 43
												340	A	Savannah St.	70 41
												340	H	Savannah St.	73 67
												348	A	UMass Lowell	65 59
LAST 12 Division I GAMES:															
				173	N	Hampton	57 66	336	A	Florida A&M	59 44				
				321	N	Coppin St.	58 51	340	A	Savannah St.	70 41				
				333	A	Delaware St.	56 60	268	H	Howard	61 68				
				321	H	Coppin St.	73 59	216	A	Norfolk St.	55 53				
				173	A	Hampton	60 63	317	H	South Carolina St.	65 55				
				122	H	Bethune-Cookman	57 64	333	H	Delaware St.	54 62				

Non-Div I Games: Cheyney 123 53 Lincoln (PA) 60 41

Morgan St.

Loss, Non-Conf, S Site, H Home A Away N Neutral

Average RPI Win: 280		WON-LOST RECORD		WINNING PCT. RANK		LAST 10 GAMES		STRENGTH OF SCHEDULE		OPP. STRENGTH OF SCHEDULE		TEAM RPI		ADJ. RPI		CONF. RPI		ADJ CONF. RPI	
DIV. I ONLY		9- 20		271		3- 7		285		310		293		293		29		29	
DIV. I NON-CONF.		3- 8		268		0- 0		230		252		265		265		29		29	
TOTALS		RPI 1-25		RPI 26-50		W-L RECORDS		RPI 51-100		RPI 101-999		RPI 201+							
9- 20		0- 2		0- 0		OVERALL		0- 0		9- 18		9- 14							
5- 7		0- 0		0- 0		HOME		0- 0		5- 7		5- 5							
4- 13		0- 0		0- 0		AWAY		0- 0		4- 0		4- 0							
0- 0		0- 0		0- 0		NEUTRAL		0- 0		0- 0		0- 0							
3- 8		0- 2		0- 0		NON-CONFERENCE		0- 0		3- 6		3- 6							
2- 1		0- 0		0- 0		HOME		0- 0		2- 1		2- 1							
1- 7		0- 2		0- 0		AWAY		0- 0		1- 5		1- 5							
0- 0		0- 0		0- 0		NEUTRAL		0- 0		0- 0		0- 0							
6- 12		0- 0		0- 0		CONFERENCE		0- 0		6- 12		6- 8							
3- 6		0- 0		0- 0		HOME		0- 0		3- 6		3- 4							
3- 6		0- 0		0- 0		AWAY		0- 0		3- 6		3- 4							
0- 0		0- 0		0- 0		NEUTRAL		0- 0		0- 0		0- 0							

RPI 1-25				RPI 26-50				RPI 51-100				RPI 101+ Team's RPI: 293			
RPI	S	Opponent	Score	RPI	S	Opponent	Score	RPI	S	Opponent	Score	RPI	S	Opponent	Score
2	A	Notre Dame	65 121									110	A	Saint Francis (PA)	88 92
17	A	Maryland	57 97									110	H	Saint Francis (PA)	69 79
												133	A	Robert Morris	54 66
												133	H	Robert Morris	68 77
												208	A	Lehigh	71 75
												226	A	Xavier	45 66
												228	H	Gardner-Webb	67 75
												238	H	Loyola Maryland	71 63
												249	A	Sacred Heart	44 56
												249	H	Sacred Heart	52 82
												253	H	Rider	82 78
												263	A	LIU Brooklyn	48 53
												263	H	LIU Brooklyn	59 61
												266	A	UMES	66 63
												272	A	Morgan St.	67 75
												273	A	Fairfield	65 76
												274	A	St. Francis Brooklyn	73 82
												274	H	St. Francis Brooklyn	56 75
												281	A	Fairleigh Dickinson	55 53
												281	H	Fairleigh Dickinson	55 52
												287	A	Central Conn. St.	68 56
												287	H	Central Conn. St.	76 56
												296	A	Bryant	68 63
												296	H	Bryant	64 67
												321	A	Coppin St.	54 68
												329	A	Wagner	68 69
												329	H	Wagner	79 56
LAST 12 Division I GAMES:															
133	A	Robert Morris	54 66	281	A	Fairleigh Dickinson	55 53								
110	H	Saint Francis (PA)	69 79	274	H	St. Francis Brooklyn	56 75								
329	A	Wagner	68 69	263	H	LIU Brooklyn	59 61								
287	H	Central Conn. St.	76 56	329	H	Wagner	79 56								
296	H	Bryant	64 67	133	H	Robert Morris	68 77								
249	A	Sacred Heart	44 56	110	A	Saint Francis (PA)	88 92								

Non-Div I Games:

Mt. St. Mary's

Average RPI Win: 303	WON-LOST RECORD	WINNING PCT. RANK	LAST 10 GAMES	STRENGTH OF SCHEDULE	OPP. STRENGTH OF SCHEDULE	TEAM RPI	ADJ. RPI	CONF. RPI	ADJ CONF. RPI
Average RPI Loss: 170									
DIV. I ONLY	10- 19	250	4- 6	311	262	294	294	25	25
DIV. I NON-CONF.	3- 7	254	0- 0	322	206	307	307	27	27

TOTALS	RPI 1-25	RPI 26-50	W-L RECORDS	RPI 51-100	RPI 101-999	RPI 201+			
10- 19	0- 1	0- 0	OVERALL	0- 3	10- 15	10- 6			
6- 7	0- 0	0- 0	HOME	0- 0	6- 7	6- 1			
4- 11	0- 1	0- 0	AWAY	0- 2	4- 8	4- 5			
0- 1	0- 0	0- 0	NEUTRAL	0- 1	0- 0	0- 0			
3- 7	0- 1	0- 0	NON-CONFERENCE	0- 1	3- 5	3- 3			
2- 2	0- 0	0- 0	HOME	0- 0	2- 2	2- 0			
1- 5	0- 1	0- 0	AWAY	0- 1	1- 3	1- 3			
0- 0	0- 0	0- 0	NEUTRAL	0- 0	0- 0	0- 0			
7- 12	0- 0	0- 0	CONFERENCE	0- 2	7- 10	7- 3			
4- 5	0- 0	0- 0	HOME	0- 0	4- 5	4- 1			
3- 6	0- 0	0- 0	AWAY	0- 1	3- 5	3- 2			
0- 1	0- 0	0- 0	NEUTRAL	0- 1	0- 0	0- 0			

RPI 1-25				RPI 26-50				RPI 51-100				RPI 101+ Team's RPI: 294			
RPI	S	Opponent	Score	RPI	S	Opponent	Score	RPI	S	Opponent	Score	RPI	S	Opponent	Score
3	A	Louisville	51 115					56	A	Belmont	65 70	107	H	ETSU	68 96
								56	N	Belmont	64 88	129	H	Butler	59 88
								94	A	Alabama	47 68	158	A	UT Martin	67 85
												158	H	UT Martin	80 97
												162	A	SIUE	68 77
												162	H	SIUE	70 75
												164	A	Jacksonville St.	65 97
												164	H	Jacksonville St.	55 59
												190	H	Morehead St.	80 82
												219	A	UNCG	63 52
												229	A	Southeast Mo. St.	70 80
												229	H	Southeast Mo. St.	74 85
												251	A	Austin Peay	69 75
												251	H	Austin Peay	91 65
												256	H	Northern Ky.	98 87
												260	A	Lipscomb	64 65
												311	A	Alabama A&M	54 71
												313	A	Tennessee Tech	72 63
												313	H	Tennessee Tech	80 73
												316	H	Eastern Ky.	75 68
												330	A	Tennessee St.	85 73
												341	H	Mississippi Val.	64 63
												345	A	Eastern Ill.	70 63
												345	H	Eastern Ill.	72 61
												349	A	Evansville	81 89

LAST 12 Division I GAMES:															
				56	N	Belmont	64 88	251	H	Austin Peay	91 65				
				251	A	Austin Peay	69 75	158	A	UT Martin	67 85				
				345	A	Eastern Ill.	70 63	229	A	Southeast Mo. St.	70 80				
				313	H	Tennessee Tech	80 73	316	H	Eastern Ky.	75 68				
				164	H	Jacksonville St.	55 59	190	H	Morehead St.	80 82				
				162	A	SIUE	68 77	330	A	Tennessee St.	85 73				

Non-Div I Games: Bethel (TN) 81 76

Murray St.

Average RPI Win:	290	WON-LOST	WINNING	LAST 10	STRENGTH OF	OPP. STRENGTH	TEAM	ADJ.	CONF.	ADJ CONF.
Average RPI Loss:	92	RECORD	PCT. RANK	GAMES	SCHEDULE	OF SCHEDULE	RPI	RPI	RPI	RPI
DIV. I ONLY	19- 8	65	9- 1	321	276	161	161	30	30	
DIV. I NON-CONF.	3- 7	254	0- 0	192	47	270	270	31	31	

TOTALS	RPI 1-25	RPI 26-50	W-L RECORDS	RPI 51-100	RPI 101-999	RPI 201+				
19- 8	0- 0	0- 2	OVERALL	0- 2	19- 4	18- 0				
10- 3	0- 0	0- 2	HOME	0- 0	10- 1	10- 0				
8- 3	0- 0	0- 0	AWAY	0- 0	8- 3	7- 0				
1- 2	0- 0	0- 0	NEUTRAL	0- 2	1- 0	1- 0				
3- 7	0- 0	0- 2	NON-CONFERENCE	0- 2	3- 3	3- 0				
3- 2	0- 0	0- 2	HOME	0- 0	3- 0	3- 0				
0- 3	0- 0	0- 0	AWAY	0- 0	0- 3	0- 0				
0- 2	0- 0	0- 0	NEUTRAL	0- 2	0- 0	0- 0				
16- 1	0- 0	0- 0	CONFERENCE	0- 0	16- 1	15- 0				
7- 1	0- 0	0- 0	HOME	0- 0	7- 1	7- 0				
8- 0	0- 0	0- 0	AWAY	0- 0	8- 0	7- 0				
1- 0	0- 0	0- 0	NEUTRAL	0- 0	1- 0	1- 0				

RPI 1-25				RPI 26-50				RPI 51-100				RPI 101+ Team's RPI: 161			
RPI	S	Opponent	Score	RPI	S	Opponent	Score	RPI	S	Opponent	Score	RPI	S	Opponent	Score
26	H	Georgia	63 73	51	N	Harvard	60 64	102	A	Auburn	53 63				
42	H	Elon	59 90	74	N	Duquesne	60 73	113	A	Ohio	65 72				
								122	A	Bethune-Cookman	62 55				
								158	A	UT Martin	63 76				
								173	H	Hampton	51 63				
								216	H	Norfolk St.	53 51				
								264	H	Appalachian St.	81 56				
								266	A	UMES	57 45				
								266	H	UMES	65 60				
								268	A	Howard	76 68				
								268	H	Howard	91 53				
								272	H	Morgan St.	67 60				
								305	H	Western Caro.	68 59				
								317	A	South Carolina St.	74 54				
								317	N	South Carolina St.	54 38				
								320	A	N.C. Central	60 57				
								320	H	N.C. Central	67 54				
								321	H	Coppin St.	64 63				
								327	H	Ga. Southern	60 49				
								333	A	Delaware St.	66 48				
								333	H	Delaware St.	75 55				
								336	A	Florida A&M	73 52				
								340	A	Savannah St.	69 44				
LAST 12 Division I GAMES:															
317	N	South Carolina St.	54 38	340	A	Savannah St.	69 44								
320	A	N.C. Central	60 57	317	A	South Carolina St.	74 54								
122	A	Bethune-Cookman	62 55	333	H	Delaware St.	75 55								
336	A	Florida A&M	73 52	173	H	Hampton	51 63								
266	H	UMES	65 60	216	H	Norfolk St.	53 51								
268	H	Howard	91 53	320	H	N.C. Central	67 54								

Non-Div I Games: Saint Augustine's 94 42 St. Andrews 90 40

N. C. A&T

Loss, Non-Conf, S Site, H Home A Away N Neutral

Average RPI Win:	316	WON-LOST	WINNING	LAST 10	STRENGTH OF	OPP. STRENGTH	TEAM	ADJ.	CONF.	ADJ CONF.
Average RPI Loss:	207	RECORD	PCT. RANK	GAMES	SCHEDULE	OF SCHEDULE	RPI	RPI	RPI	RPI
DIV. I ONLY	8- 21	281	4- 6	318	336	320	320	30	30	
DIV. I NON-CONF.	1- 11	331	0- 0	258	286	340	340	31	31	

TOTALS	RPI 1-25	RPI 26-50	W-L RECORDS	RPI 51-100	RPI 101-999	RPI 201+				
8- 21	0- 0	0- 2	OVERALL	0- 0	8- 19	8- 12				
5- 6	0- 0	0- 1	HOME	0- 0	5- 5	5- 3				
3- 14	0- 0	0- 1	AWAY	0- 0	3- 13	3- 8				
0- 1	0- 0	0- 0	NEUTRAL	0- 0	0- 1	0- 1				
1- 11	0- 0	0- 2	NON-CONFERENCE	0- 0	1- 9	1- 6				
1- 2	0- 0	0- 1	HOME	0- 0	1- 1	1- 1				
0- 9	0- 0	0- 1	AWAY	0- 0	0- 8	0- 5				
0- 0	0- 0	0- 0	NEUTRAL	0- 0	0- 0	0- 0				
7- 10	0- 0	0- 0	CONFERENCE	0- 0	7- 10	7- 6				
4- 4	0- 0	0- 0	HOME	0- 0	4- 4	4- 2				
3- 5	0- 0	0- 0	AWAY	0- 0	3- 5	3- 3				
0- 1	0- 0	0- 0	NEUTRAL	0- 0	0- 1	0- 1				

RPI 1-25				RPI 26-50				RPI 51-100				RPI 101+				Team's RPI: 320
RPI	S	Opponent	Score	RPI	S	Opponent	Score	RPI	S	Opponent	Score	RPI	S	Opponent	Score	
				41	H	Oregon St.	44 97					106	A	Iowa St.	58 99	
				42	A	Elon	50 78					115	A	Colorado St.	48 85	
												122	A	Bethune-Cookman	47 57	
												161	A	N. C. A&T	54 67	
												161	H	N. C. A&T	57 60	
												173	H	Hampton	53 62	
												193	A	East Carolina	61 73	
												216	H	Norfolk St.	60 75	
												220	A	Coastal Caro.	65 68	
												246	A	Presbyteria n	60 69	
												250	A	UNCW	63 89	
												254	H	Campbel l	51 58	
												266	A	UMES	73 84	
												266	H	UMES	69 80	
												268	A	Howard	54 69	
												268	H	Howard	78 77	
												272	H	Morgan St.	60 57	
												301	A	Wofford	56 77	
												303	A	USC Upstate	61 66	
												317	A	South Carolina St.	81 63	
												317	N	South Carolina St.	67 76	
												321	H	Coppin St.	60 52	
												333	A	Delaware St.	74 67	
												333	H	Delaware St.	76 60	
												336	A	Florida A&M	81 84	
												340	A	Savannah St.	74 61	
												344	H	Longwood	87 75	
LAST 12 Division I GAMES:																
				317	N	South Carolina St.	67 76					122	A	Bethune-Cookman	47 57	
				161	H	N. C. A&T	57 60					336	A	Florida A&M	81 84	
				340	A	Savannah St.	74 61					173	H	Hampton	53 62	
				317	A	South Carolina St.	81 63					333	H	Delaware St.	76 60	
				268	H	Howard	78 77					161	A	N. C. A&T	54 67	
				266	H	UMES	69 80					266	A	UMES	73 84	

Non-Div I Games: Johnson & Wales (NC) 8 51

N. C. Central

■ Loss,
 ■ Non-Conf,
 ■ S Site,
 ■ Home
 ■ Away
 N Neutral

NC State											
Average RPI	Win:	121	WON-LOST	WINNING	LAST 10	STRENGTH OF	OPP. STRENGTH	TEAM	ADJ.	CONF.	ADJ CONF.
Average RPI	Loss:	22	RECORD	PCT. RANK	GAMES	SCHEDULE	OF SCHEDULE	RPI	RPI	RPI	RPI
DIV. I ONLY		24- 8	46	7- 3	20	9	16	16	1	1	
DIV. I NON-CONF.		11- 2	22	0- 0	80	57	22	22	1	1	

TOTALS	RPI 1-25		RPI 26-50		W-L RECORDS	RPI 51-100		RPI 101-999		RPI 201+	
24- 8	2- 4		2- 4		OVERALL	5- 0		15- 0		3- 0	
14- 2	1- 1		2- 1		HOME	3- 0		8- 0		2- 0	
7- 4	0- 2		0- 2		AWAY	1- 0		6- 0		1- 0	
3- 2	1- 1		0- 1		NEUTRAL	1- 0		1- 0		0- 0	
11- 2	0- 0		1- 2		NON-CONFERENCE	3- 0		7- 0		2- 0	
8- 0	0- 0		1- 0		HOME	2- 0		5- 0		1- 0	
2- 1	0- 0		0- 1		AWAY	0- 0		2- 0		1- 0	
1- 1	0- 0		0- 1		NEUTRAL	1- 0		0- 0		0- 0	
13- 6	2- 4		1- 2		CONFERENCE	2- 0		8- 0		1- 0	
6- 2	1- 1		1- 1		HOME	1- 0		3- 0		1- 0	
5- 3	0- 2		0- 1		AWAY	1- 0		4- 0		0- 0	
2- 1	1- 1		0- 0		NEUTRAL	0- 0		1- 0		0- 0	

RPI 1-25				Team's RPI: 16				RPI 26-50				RPI 51-100				RPI 101+			
RPI	S	Opponent	Score					RPI	S	Opponent	Score					RPI	S	Opponent	Score
2	A	Notre Dame	67	86				27	N	South Dakota St.	67	75				67	A	Virginia Tech	68 51
3	H	Louisville	47	55				31	H	Virginia	63	73				68	H	Georgia Tech	56 43
3	N	Louisville	59	64				35	H	Syracuse	60	56				94	N	Alabama	68 49
8	H	Florida St.	65	56				39	A	Rutgers	53	57				98	H	Jacksonville	64 44
18	A	Duke	56	69				42	H	Elon	70	57				99	H	Georgetown	63 49
18	N	Duke	51	45				50	A	Miami (FL)	48	52							

LAST 12 Division I GAMES:																			
		3 N Louisville	59	64						117 H North Carolina	73	54							
		18 N Duke	51	45						50 A Miami (FL)	48	52							
		117 N North Carolina	77	64						209 H Boston College	72	54							
		2 A Notre Dame	67	86						8 H Florida St.	65	56							
		182 A Pittsburgh	77	66						166 A Clemson	62	41							
		108 H Wake Forest	74	61						108 A Wake Forest	82	68							

Non-Div I Games:

NC State

■ Loss,
 ■ Non-Conf,
 ■ S Site,
 ■ Home
 ■ A Away
 N Neutral

Average RPI Win:	258	WON-LOST	WINNING	LAST 10	STRENGTH OF	OPP. STRENGTH	TEAM	ADJ.	CONF.	ADJ CONF.
Average RPI Loss:	199	RECORD	PCT. RANK	GAMES	SCHEDULE	OF SCHEDULE	RPI	RPI	RPI	RPI
DIV. I ONLY	3- 26	337	1- 9	242	294	339	339	23	23	
DIV. I NON-CONF.	1- 13	336	0- 0	278	338	345	345	22	22	

TOTALS	RPI 1-25	RPI 26-50	W-L RECORDS	RPI 51-100	RPI 101-999	RPI 201+				
3- 26	0- 0	0- 1	OVERALL	0- 6	3- 19	3- 14				
2- 12	0- 0	0- 0	HOME	0- 3	2- 9	2- 8				
1- 14	0- 0	0- 1	AWAY	0- 3	1- 10	1- 6				
0- 0	0- 0	0- 0	NEUTRAL	0- 0	0- 0	0- 0				
1- 13	0- 0	0- 1	NON-CONFERENCE	0- 1	1- 11	1- 8				
1- 6	0- 0	0- 0	HOME	0- 1	1- 5	1- 5				
0- 7	0- 0	0- 1	AWAY	0- 0	0- 6	0- 3				
0- 0	0- 0	0- 0	NEUTRAL	0- 0	0- 0	0- 0				
2- 13	0- 0	0- 0	CONFERENCE	0- 5	2- 8	2- 6				
1- 6	0- 0	0- 0	HOME	0- 2	1- 4	1- 3				
1- 7	0- 0	0- 0	AWAY	0- 3	1- 4	1- 3				
0- 0	0- 0	0- 0	NEUTRAL	0- 0	0- 0	0- 0				

RPI 1-25				RPI 26-50				RPI 51-100				RPI 101+ Team's RPI: 339			
RPI	S	Opponent	Score	RPI	S	Opponent	Score	RPI	S	Opponent	Score	RPI	S	Opponent	Score
				27	A	South Dakota St.	48 92								
								52	A	FGCU	66 90	119	A	Dartmouth	50 81
								52	A	FGCU	62 83	152	A	Army West Point	49 79
								52	H	FGCU	43 89	159	A	Binghamton	36 67
								61	H	Penn	38 77	200	A	Stetson	55 73
								98	A	Jacksonville	53 73	200	H	Stetson	53 72
								98	H	Jacksonville	58 88	208	A	Lehigh	50 64
												237	A	North Florida	66 62
												237	H	North Florida	75 65
												253	H	Rider	64 79
												260	A	Lipscomb	58 66
												260	H	Lipscomb	58 74
												263	H	LIU Brooklyn	49 67
												267	H	Cornell	46 61
												272	A	Morgan St.	43 55
												281	H	Fairleigh Dickinson	70 74
												285	A	North Dakota St.	58 105
												300	A	Kennesaw St.	65 80
												300	H	Kennesaw St.	58 61
												301	H	Long Beach St.	73 57
												303	A	USC Upstate	67 74
												303	H	USC Upstate	57 95
												347	H	Saint Peter's	52 59
LAST 12 Division I GAMES:															
				52	A	FGCU	62 83	300	H	Kennesaw St.	58 61				
				303	A	USC Upstate	67 74	260	A	Lipscomb	58 66				
				98	A	Jacksonville	53 73	300	A	Kennesaw St.	65 80				
				237	A	North Florida	66 62	260	H	Lipscomb	58 74				
				52	H	FGCU	43 89	237	H	North Florida	75 65				
				200	H	Stetson	53 72	98	H	Jacksonville	58 88				

Non-Div I Games: St. Joseph's (Brkn)106 42

NJIT

Average RPI Win:	222	WON-LOST	WINNING	LAST 10	STRENGTH OF	OPP. STRENGTH	TEAM	ADJ.	CONF.	ADJ CONF.
Average RPI Loss:	128	RECORD	PCT. RANK	GAMES	SCHEDULE	OF SCHEDULE	RPI	RPI	RPI	RPI
DIV. I ONLY	24- 6	27	8- 2	228	212	71	71	15	15	
DIV. I NON-CONF.	9- 1	19	0- 0	283	321	68	68	18	18	

TOTALS	RPI 1-25	RPI 26-50	W-L RECORDS	RPI 51-100	RPI 101-999	RPI 201+				
24- 6	0- 0	0- 0	OVERALL	2- 4	22- 2	18- 2				
15- 1	0- 0	0- 0	HOME	1- 1	14- 0	13- 0				
9- 5	0- 0	0- 0	AWAY	1- 3	8- 2	5- 2				
0- 0	0- 0	0- 0	NEUTRAL	0- 0	0- 0	0- 0				
9- 1	0- 0	0- 0	NON-CONFERENCE	0- 1	9- 0	7- 0				
6- 0	0- 0	0- 0	HOME	0- 0	6- 0	6- 0				
3- 1	0- 0	0- 0	AWAY	0- 1	3- 0	1- 0				
0- 0	0- 0	0- 0	NEUTRAL	0- 0	0- 0	0- 0				
15- 5	0- 0	0- 0	CONFERENCE	2- 3	13- 2	11- 2				
9- 1	0- 0	0- 0	HOME	1- 1	8- 0	7- 0				
6- 4	0- 0	0- 0	AWAY	1- 2	5- 2	4- 2				
0- 0	0- 0	0- 0	NEUTRAL	0- 0	0- 0	0- 0				

RPI	S	Opponent	Score	RPI	S	Opponent	Score	RPI	S	Opponent	Score	RPI	S	Opponent	Score
RPI 1-25				RPI 26-50				RPI 51-100				RPI 101+			
52	A	American	41 46	52	H	American	76 49	88	A	New Mexico	87 94	152	A	Army West Point	55 46
92	A	Bucknell	68 62	92	A	Bucknell	68 62	92	A	Bucknell	39 47	152	H	Army West Point	70 44
92	H	Bucknell	40 49	92	H	Bucknell	40 49	92	H	Bucknell	40 49	157	A	Marist	77 70
												197	A	Richmond	76 56
												208	A	Lehigh	63 66
												208	H	Lehigh	53 50
												216	H	Norfolk St.	70 51
												231	A	Boston U.	64 59
												231	H	Boston U.	59 48
												236	A	Lafayette	59 43
												236	H	Lafayette	65 59
												238	A	Loyola Maryland	40 58
												238	H	Loyola Maryland	63 55
												238	H	Loyola Maryland	73 44
												243	A	Holy Cross	65 58
												243	H	Holy Cross	62 54
												253	H	Rider	63 44
												258	H	St. Bonaventure	86 48
												263	A	LIU Brooklyn	79 47
												284	H	Monmouth	73 49
												285	H	North Dakota St.	67 54
												288	A	Colgate	69 42
												288	H	Colgate	70 54
												290	H	Air Force	71 64
LAST 12 Division I GAMES:															
92	A	Bucknell	68 62	236	A	Lafayette	59 43	52	A	American	76 49	243	H	Holy Cross	62 54
238	H	Loyola Maryland	63 55	152	A	Army West Point	55 46	288	A	Colgate	69 42	208	H	Lehigh	53 50
52	H	American	76 49	243	H	Holy Cross	62 54	92	A	Bucknell	39 47				
238	A	Loyola Maryland	40 58												
92	H	Bucknell	40 49												
231	H	Boston U.	59 48												

Non-Div I Games: Emory & Henry 88 57

Navy

Average RPI		Win: 204	WON-LOST RECORD	WINNING PCT. RANK	LAST 10 GAMES	STRENGTH OF SCHEDULE	OPP. STRENGTH OF SCHEDULE	TEAM RPI	ADJ. RPI	CONF. RPI	ADJ. CONF. RPI
Loss: 139			16- 15	171	6- 4	164	119	171	171	16	16
DIV. I ONLY											
DIV. I NON-CONF.			6- 4	122	0- 0	149	116	142	142	14	14
TOTALS		RPI 1-25		RPI 26-50		W-L RECORDS	RPI 51-100	RPI 101-999		RPI 201+	
16- 15	0- 1		0- 1		OVERALL	3- 4		13- 9		10- 4	
10- 5	0- 1		0- 0		HOME	1- 1		9- 3		7- 1	
2- 9	0- 0		0- 0		AWAY	0- 3		2- 6		1- 3	
4- 1	0- 0		0- 1		NEUTRAL	2- 0		2- 0		2- 0	
6- 4	0- 1		0- 1		NON-CONFERENCE	0- 0		6- 2		5- 1	
4- 2	0- 1		0- 0		HOME	0- 0		4- 1		3- 1	
1- 1	0- 0		0- 0		AWAY	0- 0		1- 1		1- 0	
1- 1	0- 0		0- 1		NEUTRAL	0- 0		1- 0		1- 0	
10- 11	0- 0		0- 0		CONFERENCE	3- 4		7- 7		5- 3	
6- 3	0- 0		0- 0		HOME	1- 1		5- 2		4- 0	
1- 8	0- 0		0- 0		AWAY	0- 3		1- 5		0- 3	
3- 0	0- 0		0- 0		NEUTRAL	2- 0		1- 0		1- 0	

RPI 1-25				RPI 26-50				RPI 51-100				RPI 101+				Team's RPI: 171	
RPI	S	Opponent	Score	RPI	S	Opponent	Score	RPI	S	Opponent	Score	RPI	S	Opponent	Score		
1	H	UConn	57 88	41	N	Oregon St.	49 89	76	A	Wyomi ng	60 66	114	A	Utah	61 87		
								76	H	Wyomi ng	62 65	115	A	Colorado St.	64 75		
								76	N	Wyomi ng	67 63	115	H	Colorado St.	59 65		
								88	A	New Mexi co	68 72	118	H	Portland St.	67 55		
								91	A	UNLV	75 77	120	A	Boi se St.	72 68		
								91	H	UNLV	75 55	120	H	Boi se St.	55 63		
								91	N	UNLV	77 73	146	A	Fresno St.	55 68		
												146	H	Fresno St.	90 73		
												210	N	Montana St.	67 53		
												212	A	Seattle U	74 65		
												213	H	SMU	80 72		
												239	H	Pepperdine	72 77		
												270	A	San Diego St.	72 75		
												270	H	San Diego St.	84 72		
												270	N	San Diego St.	95 84		
												271	H	Sacramento St.	95 68		
												277	A	San Jose St.	54 57		
												277	H	San Jose St.	91 63		
												289	H	Santa Clara	52 41		
												290	H	Air Force	70 60		
												315	A	Utah St.	57 79		
												315	H	Utah St.	85 78		
LAST 12 Division I GAMES:																	
				76	N	Wyomi ng	67 63	277	A	San Jose St.	54 57						
				91	N	UNLV	77 73	315	H	Utah St.	85 78						
				270	N	San Diego St.	95 84	120	H	Boi se St.	55 63						
				270	H	San Di ego St.	84 72	270	A	San Di ego St.	72 75						
				91	H	UNLV	75 55	91	A	UNLV	75 77						
				115	A	Col orado St.	64 75	115	H	Col orado St.	59 65						

Nevada

Average RPI		Win: 246	WON-LOST RECORD	WINNING PCT. RANK	LAST 10 GAMES	STRENGTH OF SCHEDULE	OPP. STRENGTH OF SCHEDULE	TEAM RPI	ADJ. RPI	CONF. RPI	ADJ. CONF. RPI
Loss: 156											
DIV. I ONLY			18- 12	110	5- 5	298	243	179	179	20	20
DIV. I NON-CONF.			8- 4	87	0- 0	340	257	194	194	24	24
TOTALS		RPI 1-25		RPI 26-50		W-L RECORDS	RPI 51-100	RPI 101-999		RPI 201+	
18- 12	0- 0			0- 0		OVERALL	1- 4	17- 8		12- 4	
8- 4	0- 0			0- 0		HOME	1- 1	7- 3		5- 1	
8- 6	0- 0			0- 0		AWAY	0- 2	8- 4		6- 2	
2- 2	0- 0			0- 0		NEUTRAL	0- 1	2- 1		1- 1	
8- 4	0- 0			0- 0		NON-CONFERENCE	0- 0	8- 4		7- 3	
4- 0	0- 0			0- 0		HOME	0- 0	4- 0		3- 0	
3- 3	0- 0			0- 0		AWAY	0- 0	3- 3		3- 2	
1- 1	0- 0			0- 0		NEUTRAL	0- 0	1- 1		1- 1	
10- 8	0- 0			0- 0		CONFERENCE	1- 4	9- 4		5- 1	
4- 4	0- 0			0- 0		HOME	1- 1	3- 3		2- 1	
5- 3	0- 0			0- 0		AWAY	0- 2	5- 1		3- 0	
1- 1	0- 0			0- 0		NEUTRAL	0- 1	1- 0		0- 0	

[illegible]

Non-Div I Games:	Colby-Sawyer	64	40
------------------	--------------	----	----

New Hampshire

■ Loss, ■ Non-Conf, S Site, H Home A Away N Neutral

NEW MEXICO				THROUGH GAMES OF MARCH 6, 2018									
Average RPI	Win:	190		WON-LOST	WINNING	LAST 10		STRENGTH OF	OPP. STRENGTH	TEAM	ADJ.	CONF.	ADJ. CONF.
Loss:	123			RECORD	PCT. RANK	GAMES		SCHEDULE	OF SCHEDULE	RPI	RPI	RPI	RPI
DIV. I ONLY				22- 10	72	6- 4		154	125	88	88	16	16
DIV. I NON-CONF.				11- 1	13	0- 0		63	146	12	12	14	14
TOTALS		RPI 1-25			RPI 26-50		W-L RECORDS		RPI 51-100		RPI 101-999		RPI 201+
22- 10	1- 0			0- 1		OVERALL		3- 5		18- 4		10- 2	
16- 2	1- 0			0- 0		HOME		3- 2		12- 0		6- 0	
5- 7	0- 0			0- 1		AWAY		0- 2		5- 4		3- 2	
1- 1	0- 0			0- 0		NEUTRAL		0- 1		1- 0		1- 0	
11- 1	1- 0			0- 1		NON-CONFERENCE		3- 0		7- 0		4- 0	
9- 0	1- 0			0- 0		HOME		3- 0		5- 0		3- 0	
2- 1	0- 0			0- 1		AWAY		0- 0		2- 0		1- 0	
0- 0	0- 0			0- 0		NEUTRAL		0- 0		0- 0		0- 0	
11- 9	0- 0			0- 0		CONFERENCE		0- 5		11- 4		6- 2	
7- 2	0- 0			0- 0		HOME		0- 2		7- 0		3- 0	
3- 6	0- 0			0- 0		AWAY		0- 2		3- 4		2- 2	
1- 1	0- 0			0- 0		NEUTRAL		0- 1		1- 0		1- 0	

RPI 1-25					
RPI	S	Opponent	Score		
25	H	Marquette	88	87	
RPI 26-50					
RPI	S	Opponent	Score		
34	A	Oklahoma	63	105	
RPI 51-100					
RPI	S	Opponent	Score		
71	H	Navy	94	87	
76	A	Wyoming	55	66	
76	H	Wyoming	62	63	
76	N	Wyoming	66	69	
90	H	Lamar University	90	58	
91	A	UNLV	62	74	
91	H	UNLV	66	68	
96	H	Western Mich.	88	76	
Team's RPI : 88					
RPI 101+					
RPI	S	Opponent	Score		
115	A	Colorado St.	71	74	
115	H	Colorado St.	54	48	
120	A	Boise St.	85	91	
120	H	Boise St.	100	83	
146	A	Fresno St.	93	89	
146	H	Fresno St.	88	75	
151	H	Wichita St.	76	62	
170	A	UTEP	59	35	
171	H	Nevada	72	68	
194	H	UC Irvine	83	61	
215	A	New Mexico St.	101	93	
215	H	New Mexico St.	86	75	
240	H	Illinois	97	68	
252	H	Texas Tech	90	56	
270	A	San Diego St.	89	97	
277	A	San Jose St.	86	95	
277	H	San Jose St.	92	62	
277	N	San Jose St.	84	54	
290	A	Air Force	88	59	
290	H	Air Force	57	49	
315	A	Utah St.	74	50	
315	H	Utah St.	80	47	
LAST 12 Division I GAMES:					
76	N	Wyoming	66	69	
277	N	San Jose St.	84	54	
146	A	Fresno St.	93	89	
115	H	Colorado St.	54	48	
91	A	UNLV	62	74	
76	H	Wyoming	62	63	
315	A	Utah St.	74	50	
290	H	Air Force	57	49	
120	A	Boise St.	85	91	
277	H	San Jose St.	92	62	
315	H	Utah St.	80	47	
115	A	Colorado St.	71	74	

Non-Div I Games:	Northern N.M.	107	66
------------------	---------------	-----	----

New Mexico

Loss, Non-Conf, S Site, H Home A Away N Neutral

Average RPI Win: 278		WON-LOST RECORD	WINNING PCT. RANK	LAST 10 GAMES	STRENGTH OF SCHEDULE	OPP. STRENGTH OF SCHEDULE	TEAM RPI	ADJ. RPI	CONF. RPI	ADJ. CONF. RPI
Average RPI Loss: 174										
DIV. I ONLY		16- 11	117	8- 2	323	316	215	215	31	31
DIV. I NON-CONF.		4- 8	239	0- 0	224	229	261	261	30	30
TOTALS		RPI 1-25	RPI 26-50	W-L RECORDS		RPI 51-100	RPI 101-999	RPI 201+		
16- 11	0- 0		0- 0	OVERALL		0- 3	16- 8	15- 6		
9- 3	0- 0		0- 0	HOME		0- 2	9- 1	8- 1		
6- 5	0- 0		0- 0	AWAY		0- 1	6- 4	6- 4		
1- 3	0- 0		0- 0	NEUTRAL		0- 0	1- 3	1- 1		
4- 8	0- 0		0- 0	NON-CONFERENCE		0- 3	4- 5	3- 3		
2- 3	0- 0		0- 0	HOME		0- 2	2- 1	1- 1		
2- 2	0- 0		0- 0	AWAY		0- 1	2- 1	2- 1		
0- 3	0- 0		0- 0	NEUTRAL		0- 0	0- 3	0- 1		
12- 3	0- 0		0- 0	CONFERENCE		0- 0	12- 3	12- 3		
7- 0	0- 0		0- 0	HOME		0- 0	7- 0	7- 0		
4- 3	0- 0		0- 0	AWAY		0- 0	4- 3	4- 3		
1- 0	0- 0		0- 0	NEUTRAL		0- 0	1- 0	1- 0		

RPI 1-25				RPI 26-50				RPI 51-100				RPI 101+ Team's RPI: 215					
RPI	S	Opponent	Score	RPI	S	Opponent	Score	RPI	S	Opponent	Score	RPI	S	Opponent	Score		
								88	A	New Mexico	75	86	139	N	Northeastern	64	65
								88	H	New Mexico	93	101	145	N	Arkansas	60	69
								96	H	Western Mi.ch.	55	64	170	H	UTEP	76	68
												203	A	CSU Bakersfi eld	52	62	
												203	H	CSU Bakersfi eld	56	48	
												205	H	UC Santa Barbara	47	77	
												212	A	Seattle U	59	69	
												212	H	Seattle U	64	53	
												217	H	A&M-Corpus Christi	70	61	
												221	N	Texas Southern	50	66	
												239	A	Pepperdine	86	64	
												247	A	Grand Canyon	34	50	
												247	H	Grand Canyon	64	60	
												275	A	Ari zona	44	83	
												283	A	UMKC	76	67	
												283	H	UMKC	70	62	
												301	A	Long Beach St.	72	63	
												307	A	UTRGV	79	77	
												307	H	UTRGV	72	56	
												323	A	Utah Valley	82	72	
												323	H	Utah Valley	59	51	
												346	A	Chi cago St.	63	55	
												346	H	Chi cago St.	74	59	
												346	N	Chi cago St.	84	60	
LAST 12 Division I GAMES:																	
				346	N	Chi cago St.	84	60	247	A	Grand Canyon	34	50				
				307	H	UTRGV	72	56	203	A	CSU Bakersfi eld	52	62				
				283	A	UMKC	76	67	307	A	UTRGV	79	77				
				346	A	Chi cago St.	63	55	283	H	UMKC	70	62				
				212	H	Seattle U	64	53	323	A	Utah Valley	82	72				
				323	H	Utah Valley	59	51	212	A	Seattle U	59	69				

Non-Div I Games:	Tex. Permian Basin	85	58	Western N. M.	89	60
------------------	--------------------	----	----	---------------	----	----

New Mexico St.

Loss, Non-Conf, S Site, H Home A Away N Neutral

Average RPI	Win:	276	WON-LOST	WINNING	LAST 10	STRENGTH OF	OPP. STRENGTH	TEAM	ADJ.	CONF.	ADJ CONF.
Average RPI	Loss:	165	RECORD	PCT. RANK	GAMES	SCHEDULE	OF SCHEDULE	RPI	RPI	RPI	RPI
DIV. I ONLY		14- 15	188	5- 5	294	275	233	233	26	26	
DIV. I NON-CONF.		3- 7	254	0- 0	97	193	214	214	25	25	

TOTALS	RPI 1-25		RPI 26-50		W-L RECORDS	RPI 51-100		RPI 101-999		RPI 201+	
14- 15	0- 1		0- 1		OVERALL	0- 2		14- 11		13- 6	
9- 4	0- 0		0- 0		HOME	0- 1		9- 3		9- 1	
5- 10	0- 0		0- 0		AWAY	0- 0		5- 2		4- 1	
0- 1	0- 0		0- 0		NEUTRAL	0- 0		0- 1		0- 1	
3- 7	0- 1		0- 1		NON-CONFERENCE	0- 1		3- 4		3- 0	
2- 2	0- 0		0- 0		HOME	0- 1		2- 1		2- 0	
1- 5	0- 1		0- 1		AWAY	0- 0		1- 3		1- 0	
0- 0	0- 0		0- 0		NEUTRAL	0- 0		0- 0		0- 0	
11- 8	0- 0		0- 0		CONFERENCE	0- 1		11- 7		10- 6	
7- 2	0- 0		0- 0		HOME	0- 0		7- 2		7- 1	
4- 5	0- 0		0- 0		AWAY	0- 1		4- 4		3- 4	
0- 1	0- 0		0- 0		NEUTRAL	0- 0		0- 1		0- 1	

RPI 1-25				RPI 26-50				RPI 51-100				RPI 101+ Team's RPI: 233			
RPI	S	Opponent	Score	RPI	S	Opponent	Score	RPI	S	Opponent	Score	RPI	S	Opponent	Score
23	A	Missouri	45 81	50	A	Miami (FL)	46 76	80	H	Houston	66 78	115	H	SFA	67 74
								90	A	Lamar University	77 100	125	A	Tulane	56 79
												126	A	Central Ark.	52 48
												160	A	Louisiana	57 66
												164	H	Jacksonville St.	54 59
												176	A	South Ala.	45 67
												206	H	CSUN	76 73
												217	A	A&M-Corpus Christi	68 75
												217	H	A&M-Corpus Christi	66 49
												221	H	Texas Southern	72 69
												227	A	Nicholls St.	48 72
												227	H	Nicholls St.	61 62
												244	A	Abilene Christian	70 80
												244	N	Abilene Christian	66 88
												278	A	McNeese	77 64
												278	H	McNeese	84 62
												297	A	Southeastern La.	74 71
												297	H	Southeastern La.	82 73
												309	H	Houston Baptist	70 52
												310	A	Incarnate Word	72 45
												310	H	Incarnate Word	52 50
												334	H	Sam Houston St.	77 50
												337	A	Northwestern St.	47 52
												337	H	Northwestern St.	81 63
												338	A	La.-Monroe	89 51

LAST 12 Division I GAMES:															
244	N	Abilene Christian	66 88	217	A	A&M-Corpus Christi	68 75								
297	A	Southeastern La.	74 71	227	H	Nicholls St.	61 62								
227	A	Nicholls St.	48 72	337	A	Northwestern St.	47 52								
334	H	Sam Houston St.	77 50	310	A	Incarnate Word	72 45								
278	H	McNeese	84 62	337	H	Northwestern St.	81 63								
297	H	Southeastern La.	82 73	310	H	Incarnate Word	52 50								

Non-Div I Games: Xavier (LA) 85 50

New Orleans

■ Loss,
 ■ Non-Conf,
 ■ S Site,
 ■ Home
 ■ A Away
 N Neutral

Average RPI Win:	245	WON-LOST	WINNING	LAST 10	STRENGTH OF	OPP. STRENGTH	TEAM	ADJ.	CONF.	ADJ CONF.
Average RPI Loss:	174	RECORD	PCT. RANK	GAMES	SCHEDULE	OF SCHEDULE	RPI	RPI	RPI	RPI
DIV. I ONLY	13- 18	219	5- 5	208	274	232	232	28	28	
DIV. I NON-CONF.	3- 8	268	0- 0	50	132	193	193	26	26	

TOTALS	RPI 1-25	RPI 26-50	W-L RECORDS	RPI 51-100	RPI 101-999	RPI 201+				
13- 18	1- 1	0- 3	OVERALL	0- 0	12- 14	8- 7				
7- 6	1- 0	0- 2	HOME	0- 0	6- 4	5- 1				
4- 11	0- 1	0- 1	AWAY	0- 0	4- 9	2- 6				
2- 1	0- 0	0- 0	NEUTRAL	0- 0	2- 1	1- 0				
3- 8	1- 1	0- 1	NON-CONFERENCE	0- 0	2- 6	1- 1				
1- 3	1- 0	0- 1	HOME	0- 0	0- 2	0- 0				
1- 4	0- 1	0- 0	AWAY	0- 0	1- 3	1- 1				
1- 1	0- 0	0- 0	NEUTRAL	0- 0	1- 1	0- 0				
10- 10	0- 0	0- 2	CONFERENCE	0- 0	10- 8	7- 6				
6- 3	0- 0	0- 1	HOME	0- 0	6- 2	5- 1				
3- 7	0- 0	0- 1	AWAY	0- 0	3- 6	1- 5				
1- 0	0- 0	0- 0	NEUTRAL	0- 0	1- 0	1- 0				

RPI 1-25				RPI 26-50				RPI 51-100				RPI 101+ Team's RPI: 232			
RPI	S	Opponent	Score	RPI	S	Opponent	Score	RPI	S	Opponent	Score	RPI	S	Opponent	Score
17	A	Maryland	65 92	35	A	Quinnipiac	61 77					123	H	Cleveland St.	61 70
19	H	Buffalo	75 62	35	H	Quinnipiac	55 84					130	A	Hartford	65 83
				46	H	Drexel	65 66					136	N	Louisiana Tech	73 67
												137	H	Saint Joseph's	69 93
												157	A	Marist	68 61
												157	H	Marist	78 84
												160	N	Louisiana	52 68
												189	A	Oakland	59 67
												199	A	Siena	73 68
												199	A	Siena	60 71
												199	H	Siena	65 50
												253	A	Rider	58 65
												253	H	Rider	69 61
												258	A	St. Bonaventure	58 76
												265	A	Manhattan	64 82
												265	H	Manhattan	65 64
												273	A	Fairfield	53 59
												284	A	Monmouth	63 65
												284	H	Monmouth	68 65
												286	A	Canisius	60 64
												286	H	Canisius	66 72
												288	A	Colgate	81 44
												342	H	Iona	73 59
												347	A	Saint Peter's	87 52
												347	H	Saint Peter's	64 54
												347	N	Saint Peter's	60 48

LAST 12 Division I GAMES:															
199	A	Siena	60 71	284	A	Monmouth	63 65								
347	N	Saint Peter's	60 48	265	A	Manhattan	64 82								
157	A	Marist	68 61	347	H	Saint Peter's	64 54								
286	H	Canisius	66 72	286	A	Canisius	60 64								
284	H	Monmouth	68 65	35	H	Quinnipiac	55 84								
253	H	Rider	69 61	157	H	Marist	78 84								

Non-Div I Games:

Niagara

Average RPI Win:	294	WON-LOST	WINNING	LAST 10	STRENGTH OF	OPP. STRENGTH	TEAM	ADJ.	CONF.	ADJ CONF.
Average RPI Loss:	154	RECORD	PCT. RANK	GAMES	SCHEDULE	OF SCHEDULE	RPI	RPI	RPI	RPI
DIV. I ONLY	13- 13	179	8- 2	304	286	227	227	26	26	
DIV. I NON-CONF.	2- 6	280	0- 0	148	207	231	231	25	25	

TOTALS	RPI 1-25	RPI 26-50	W-L RECORDS	RPI 51-100	RPI 101-999	RPI 201+				
13- 13	0- 1	0- 1	OVERALL	0- 2	13- 9	13- 5				
5- 6	0- 1	0- 0	HOME	0- 2	5- 3	5- 1				
8- 6	0- 0	0- 1	AWAY	0- 0	8- 5	8- 3				
0- 1	0- 0	0- 0	NEUTRAL	0- 0	0- 1	0- 1				
2- 6	0- 1	0- 1	NON-CONFERENCE	0- 1	2- 3	2- 2				
0- 2	0- 1	0- 0	HOME	0- 1	0- 0	0- 0				
2- 3	0- 0	0- 1	AWAY	0- 0	2- 2	2- 1				
0- 1	0- 0	0- 0	NEUTRAL	0- 0	0- 1	0- 1				
11- 7	0- 0	0- 0	CONFERENCE	0- 1	11- 6	11- 3				
5- 4	0- 0	0- 0	HOME	0- 1	5- 3	5- 1				
6- 3	0- 0	0- 0	AWAY	0- 0	6- 3	6- 2				
0- 0	0- 0	0- 0	NEUTRAL	0- 0	0- 0	0- 0				

RPI 1-25				RPI 26-50				RPI 51-100				RPI 101+				Team's RPI: 227
RPI	S	Opponent	Score	RPI	S	Opponent	Score	RPI	S	Opponent	Score	RPI	S	Opponent	Score	
4	H	Baylor	43 85	28	A	LSU	50 65	90	H	Lamar University	61 76	106	A	Iowa St.	47 75	
								98	H	Jacksonville	61 69	115	H	SFA	73 86	
												126	A	Central Ark.	42 60	
												126	H	Central Ark.	48 69	
												213	A	SMU	61 68	
												217	A	A&M-Corpus Christi	55 76	
												233	A	New Orleans	62 61	
												233	H	New Orleans	72 48	
												244	H	Abilene Christian	81 60	
												269	N	Bradley	65 75	
												278	A	McNeese	61 54	
												278	H	McNeese	63 51	
												297	A	Southeastern La.	79 64	
												297	H	Southeastern La.	57 66	
												298	A	Jackson St.	90 64	
												309	A	Houston Baptist	73 61	
												309	H	Houston Baptist	63 45	
												310	A	Incarinate Word	62 64	
												334	A	Sam Houston St.	70 65	
												337	A	Northwestern St.	79 63	
												337	H	Northwestern St.	85 53	
												341	A	Mississippi Val.	62 57	
LAST 12 Division I GAMES:																
297	A	Southeastern La.	79 64	309	H	Houston Baptist	63 45									
337	H	Northwestern St.	85 53	244	H	Abilene Christian	81 60									
233	H	New Orleans	72 48	233	A	New Orleans	62 61									
278	H	McNeese	63 51	297	H	Southeastern La.	57 66									
126	A	Central Ark.	42 60	90	H	Lamar University	61 76									
334	A	Sam Houston St.	70 65	217	A	A&M-Corpus Christi	55 76									

Non-Div I Games: Spring Hill 78 70 Evangel 72 55 Southern-N. O. 83 45

Nicholls St.

Average RPI Win:	285	WON-LOST	WINNING	LAST 10	STRENGTH OF	OPP. STRENGTH	TEAM	ADJ.	CONF.	ADJ CONF.
Average RPI Loss:	190	RECORD	PCT. RANK	GAMES	SCHEDULE	OF SCHEDULE	RPI	RPI	RPI	RPI
DIV. I ONLY	18- 11	101	6- 4	336	340	216	216	30	30	
DIV. I NON-CONF.	7- 5	132	0- 0	297	319	200	200	31	31	

TOTALS	RPI 1-25	RPI 26-50	W-L RECORDS	RPI 51-100	RPI 101-999	RPI 201+				
18- 11	0- 0	0- 0	OVERALL	0- 1	18- 10	16- 4				
7- 5	0- 0	0- 0	HOME	0- 0	7- 5	7- 2				
10- 4	0- 0	0- 0	AWAY	0- 1	10- 3	8- 0				
1- 2	0- 0	0- 0	NEUTRAL	0- 0	1- 2	1- 2				
7- 5	0- 0	0- 0	NON-CONFERENCE	0- 1	7- 4	6- 2				
2- 2	0- 0	0- 0	HOME	0- 0	2- 2	2- 1				
4- 2	0- 0	0- 0	AWAY	0- 1	4- 1	3- 0				
1- 1	0- 0	0- 0	NEUTRAL	0- 0	1- 1	1- 1				
11- 6	0- 0	0- 0	CONFERENCE	0- 0	11- 6	10- 2				
5- 3	0- 0	0- 0	HOME	0- 0	5- 3	5- 1				
6- 2	0- 0	0- 0	AWAY	0- 0	6- 2	5- 0				
0- 1	0- 0	0- 0	NEUTRAL	0- 0	0- 1	0- 1				

RPI 1-25				RPI 26-50				RPI 51-100				RPI 101+				Team's RPI: 216
RPI	S	Opponent	Score	RPI	S	Opponent	Score	RPI	S	Opponent	Score	RPI	S	Opponent	Score	
								71	A	Navy	51 70	122	A	Bethune-Cookman	45 60	
												122	H	Bethune-Cookman	51 58	
												154	A	William & Mary	80 74	
												161	A	N. C. A&T	51 53	
												173	A	Hampton	63 48	
												173	H	Hampton	56 70	
												191	H	High Point	56 59	
												193	A	East Carolina	46 51	
												207	N	Bowling Green	50 59	
												219	H	UNCG	64 63	
												238	H	Loyola Maryland	58 61	
												254	A	Campbell	53 27	
												266	A	UMES	63 53	
												268	A	Howard	59 53	
												272	H	Morgan St.	53 55	
												274	N	St. Francis Brooklyn	52 51	
												280	H	Towson	86 76	
												282	A	VCU	66 52	
												317	A	South Carolina St.	71 67	
												317	H	South Carolina St.	63 49	
												320	A	N. C. Central	75 60	
												321	H	Coppin St.	71 57	
												333	H	Delaware St.	72 50	
												336	H	Florida A&M	70 49	
												340	A	Savannah St.	78 58	
												340	H	Savannah St.	83 51	
												340	N	Savannah St.	48 51	
												344	A	Longwood	64 45	

LAST 12 Division I GAMES:																
				340	N	Savannah St.	48 51	333	H	Delaware St.	72 50					
				173	H	Hampton	56 70	173	A	Hampton	63 48					
				268	A	Howard	59 53	122	A	Bethune-Cookman	45 60					
				266	A	UMES	63 53	272	H	Morgan St.	53 55					
				317	H	South Carolina St.	63 49	161	A	N. C. A&T	51 53					
				340	H	Savannah St.	83 51	336	H	Florida A&M	70 49					

Non-Div I Games:

Norfolk St.

Loss,
Non-Conf, S Site,
H Home
A Away
N Neutral

Average RPI Win: 167

Average RPI Loss: 58

WON-LOST
RECORDWINNING
PCT. RANKLAST 10
GAMESSTRENGTH OF
SCHEDULEOPP. STRENGTH
OF SCHEDULETEAM
RPIADJ.
RPICONF.
RPIADJ CONF.
RPIDIV. I ONLY
DIV. I NON-CONF.15- 16
10- 3187
521- 9
0- 030
8563
294117
90117
901
11
1

TOTALS

RPI 1-25

RPI 26-50

W-L RECORDS

RPI 51-100

RPI 101-999

RPI 201+

15- 16 1- 7

11- 8 1- 2

1- 7 0- 4

3- 1 0- 1

10- 3 0- 0

8- 3 0- 0

0- 0 0- 0

2- 0 0- 0

5- 13 1- 7

3- 5 1- 2

1- 7 0- 4

1- 1 0- 1

1- 4

1- 3

0- 1

0- 0

1- 1

1- 1

0- 0

0- 0

0- 3

0- 2

0- 1

0- 0

OVERALL

HOME

AWAY

NEUTRAL

NON-CONFERENCE

HOME

AWAY

NEUTRAL

CONFERENCE

HOME

AWAY

NEUTRAL

0- 2

0- 1

0- 1

0- 0

0- 0

0- 0

0- 0

0- 0

0- 2

0- 1

0- 1

0- 0

13- 3

9- 2

1- 1

3- 0

9- 2

7- 2

0- 0

2- 0

4- 1

2- 0

1- 1

1- 0

5- 1

3- 0

0- 1

2- 0

4- 0

3- 0

0- 0

1- 0

1- 1

0- 0

0- 1

1- 0

North Carolina

North Carolina

RPI 1-25			
RPI	S	Opponent	Score
2	A	Notre Dame	62 94
3	H	Louisville	57 67
8	A	Florida St.	65 103
16	A	NC State	54 73
16	H	NC State	53 66
16	N	NC State	64 77
18	A	Duke	54 70
18	H	Duke	92 86

RPI 26-50			
RPI	S	Opponent	Score
31	A	Virginia	70 82
35	H	Syracuse	80 86
40	H	Minnesota	88 83
47	H	Mercer	86 97
50	H	Miami (FL)	72 92

RPI 51-100			
RPI	S	Opponent	Score
67	H	Virginia Tech	74 90
68	A	Georgia Tech	61 79

RPI 101+				Team's RPI: 117	
RPI	S	Opponent	Score		
108	A	Wake Forest	79 76		
130	H	Hartford	90 70		
134	H	Radford	79 46		
142	H	Colorado	87 80		
166	H	Clemson	59 52		
173	H	Hampton	66 70		
176	H	South Ala.	84 85		
182	H	Pittsburgh	68 67		
188	H	Furman	84 56		
198	N	Washington	90 78		
209	A	Boston College	64 77		
209	N	Boston College	69 64		
225	N	Grambling	79 63		
246	H	Presbyterian	91 56		
250	H	UNCW	86 60		
264	H	Appalachian St.	56 43		

LAST 12 Division I GAMES:

16	N	NC State	64 77	16	A	NC State	54 73
209	N	Boston College	69 64	67	H	Virginia Tech	74 90
18	A	Duke	54 70	50	H	Miami (FL)	72 92
35	H	Syracuse	80 86	2	A	Notre Dame	62 94
3	H	Louisville	57 67	31	A	Virginia	70 82
68	A	Georgia Tech	61 79	18	H	Duke	92 86

Non-Div I Games:

North Carolina

Loss,
 Non-Conf,
 S Site,
 H Home
A Away
 N Neutral

Average RPI Win:	192	WON-LOST	WINNING	LAST 10	STRENGTH OF	OPP. STRENGTH	TEAM	ADJ.	CONF.	ADJ CONF.
Average RPI Loss:	146	RECORD	PCT. RANK	GAMES	SCHEDULE	OF SCHEDULE	RPI	RPI	RPI	RPI
DIV. I ONLY	10- 18	246	2- 8	76	218	202	202	19	19	
DIV. I NON-CONF.	5- 4	146	0- 0	14	157	41	41	13	13	

TOTALS	RPI 1-25	RPI 26-50	W-L RECORDS	RPI 51-100	RPI 101-999	RPI 201+				
10- 18	0- 1	1- 3	OVERALL	1- 1	8- 13	5- 6				
7- 5	0- 0	1- 0	HOME	0- 0	6- 5	3- 2				
2- 12	0- 1	0- 3	AWAY	0- 1	2- 7	2- 3				
1- 1	0- 0	0- 0	NEUTRAL	1- 0	0- 1	0- 1				
5- 4	0- 1	0- 2	NON-CONFERENCE	1- 1	4- 0	3- 0				
3- 0	0- 0	0- 0	HOME	0- 0	3- 0	2- 0				
1- 4	0- 1	0- 2	AWAY	0- 1	1- 0	1- 0				
1- 0	0- 0	0- 0	NEUTRAL	1- 0	0- 0	0- 0				
5- 14	0- 0	1- 1	CONFERENCE	0- 0	4- 13	2- 6				
4- 5	0- 0	1- 0	HOME	0- 0	3- 5	1- 2				
1- 8	0- 0	0- 1	AWAY	0- 0	1- 7	1- 3				
0- 1	0- 0	0- 0	NEUTRAL	0- 0	0- 1	0- 1				

RPI 1-25				RPI 26-50				RPI 51-100				RPI 101+ Team's RPI: 202			
RPI	S	Opponent	Score	RPI	S	Opponent	Score	RPI	S	Opponent	Score	RPI	S	Opponent	Score
4	A	Bayl or	43 105	27	A	South Dakota St.	52 66	58	A	South Dakota	71 76	118	H	Portland St.	61 80
				37	A	Northern Colo.	45 51	90	N	Lamar Uni versi ty	73 70	135	H	UNI	80 72
				37	H	Northern Colo.	78 70					143	A	Idaho	75 80
				41	A	Oregon St.	55 65					143	H	Idaho	64 78
												144	A	Idaho St.	46 57
												144	H	Idaho St.	55 68
												148	A	Eastern Wash.	70 74
												148	H	Eastern Wash.	81 79
												150	A	Weber St.	69 80
												150	H	Weber St.	80 67
												210	A	Montana St.	56 72
												210	H	Montana St.	79 70
												210	N	Montana St.	58 68
												235	A	Montana	51 53
												235	H	Montana	43 54
												259	A	UTSA	60 47
												271	H	Sacramento St.	66 72
												276	H	Massachusetts	82 52
												285	H	North Dakota St.	79 68
												304	A	Northern Ariz.	59 79
												328	A	Southern Utah	68 53
LAST 12 Division I GAMES:															
210	N	Montana St.	58 68	144	H	Idaho St.	55 68								
118	H	Portland St.	61 80	150	H	Weber St.	80 67								
271	H	Sacramento St.	66 72	235	A	Montana	51 53								
37	A	Northern Colo.	45 51	210	A	Montana St.	56 72								
304	A	Northern Ariz.	59 79	143	H	Idaho	64 78								
328	A	Southern Utah	68 53	148	H	Eastern Wash.	81 79								

Non-Div I Games: Mayville St. 82 54 Southwest Minn. St. 85 62

North Dakota

Average RPI Win:	315	WON-LOST	WINNING	LAST 10	STRENGTH OF	OPP. STRENGTH	TEAM	ADJ.	CONF.	ADJ CONF.
Average RPI Loss:	136	RECORD	PCT. RANK	GAMES	SCHEDULE	OF SCHEDULE	RPI	RPI	RPI	RPI
DIV. I ONLY	6- 20	310	1- 9	172	208	285	285	12	12	
DIV. I NON-CONF.	4- 7	226	0- 0	282	325	272	272	17	17	

TOTALS	RPI 1-25	RPI 26-50	W-L RECORDS	RPI 51-100	RPI 101-999	RPI 201+				
6- 20	0- 0	0- 3	OVERALL	0- 3	6- 14	6- 4				
3- 8	0- 0	0- 1	HOME	0- 1	3- 6	3- 2				
2- 10	0- 0	0- 1	AWAY	0- 2	2- 7	2- 2				
1- 2	0- 0	0- 1	NEUTRAL	0- 0	1- 1	1- 0				
4- 7	0- 0	0- 0	NON-CONFERENCE	0- 1	4- 6	4- 2				
2- 2	0- 0	0- 0	HOME	0- 0	2- 2	2- 1				
1- 4	0- 0	0- 0	AWAY	0- 1	1- 3	1- 1				
1- 1	0- 0	0- 0	NEUTRAL	0- 0	1- 1	1- 0				
2- 13	0- 0	0- 3	CONFERENCE	0- 2	2- 8	2- 2				
1- 6	0- 0	0- 1	HOME	0- 1	1- 4	1- 1				
1- 6	0- 0	0- 1	AWAY	0- 1	1- 4	1- 1				
0- 1	0- 0	0- 1	NEUTRAL	0- 0	0- 0	0- 0				

RPI 1-25				RPI 26-50				RPI 51-100				RPI 101+				Team's RPI: 285
RPI	S	Opponent	Score	RPI	S	Opponent	Score	RPI	S	Opponent	Score	RPI	S	Opponent	Score	
				27	A	South Dakota St.	63 83	58	A	South Dakota	54 80	101	A	Western Ill.	72 97	
				27	H	South Dakota St.	64 85	58	H	South Dakota	67 82	101	H	Western Ill.	60 77	
				27	N	South Dakota St.	62 87	71	A	Navy	54 67	126	N	Central Ark.	45 68	
												131	A	Milwaukee	38 74	
												138	H	Cal Poly	69 73	
												142	A	Colorado	59 108	
												174	A	Oral Roberts	48 71	
												174	H	Oral Roberts	57 64	
												180	A	Denver	79 98	
												180	H	Denver	73 78	
												202	A	North Dakota	68 79	
												245	A	Omaha	67 80	
												245	H	Omaha	57 59	
												276	H	Massachusetts	82 70	
												299	A	FIU	71 68	
												307	H	UTRGV	79 82	
												324	N	UMBC	67 53	
												326	A	Fort Wayne	66 52	
												326	H	Fort Wayne	72 56	
												339	H	NJIT	105 58	

LAST 12 Division I GAMES:																
				27	N	South Dakota St.	62 87	58	A	South Dakota	54 80					
				245	H	Omaha	57 59	27	H	South Dakota St.	64 85					
				101	H	Western Ill.	60 77	101	A	Western Ill.	72 97					
				326	A	Fort Wayne	66 52	245	A	Omaha	67 80					
				180	H	Denver	73 78	326	H	Fort Wayne	72 56					
				174	H	Oral Roberts	57 64	180	A	Denver	79 98					

Non-Div I Games: Valley City St. 67 58 Mayville St. 87 43 Dakota St. 97 42

North Dakota St.

Average RPI Win:	236	WON-LOST	WINNING	LAST 10	STRENGTH OF	OPP. STRENGTH	TEAM	ADJ.	CONF.	ADJ CONF.
Average RPI Loss:	176	RECORD	PCT. RANK	GAMES	SCHEDULE	OF SCHEDULE	RPI	RPI	RPI	RPI
DIV. I ONLY	10- 18	246	4- 6	197	248	237	237	23	23	
DIV. I NON-CONF.	4- 8	239	0- 0	153	192	202	202	22	22	

TOTALS	RPI 1-25	RPI 26-50	W-L RECORDS	RPI 51-100	RPI 101-999	RPI 201+				
10- 18	0- 1	0- 2	OVERALL	1- 5	9- 10	6- 8				
5- 5	0- 0	0- 0	HOME	1- 1	4- 4	3- 3				
5- 12	0- 1	0- 2	AWAY	0- 4	5- 5	3- 4				
0- 1	0- 0	0- 0	NEUTRAL	0- 0	0- 1	0- 1				
4- 8	0- 1	0- 2	NON-CONFERENCE	0- 1	4- 4	2- 4				
2- 1	0- 0	0- 0	HOME	0- 0	2- 1	1- 1				
2- 6	0- 1	0- 2	AWAY	0- 1	2- 2	1- 2				
0- 1	0- 0	0- 0	NEUTRAL	0- 0	0- 1	0- 1				
6- 10	0- 0	0- 0	CONFERENCE	1- 4	5- 6	4- 4				
3- 4	0- 0	0- 0	HOME	1- 1	2- 3	2- 2				
3- 6	0- 0	0- 0	AWAY	0- 3	3- 3	2- 2				
0- 0	0- 0	0- 0	NEUTRAL	0- 0	0- 0	0- 0				

RPI 1-25				RPI 26-50				RPI 51-100				RPI 101+				Team's RPI: 237
RPI	S	Opponent	Score	RPI	S	Opponent	Score	RPI	S	Opponent	Score	RPI	S	Opponent	Score	
8	A	Florida St.	51 109	26	A	Georgia	37 75	52	A	FGCU	52 67	122	H	Bethune-Cookman	70 63	
				38	A	Michigan	34 79	52	H	FGCU	75 73	190	A	Morehead St.	61 56	
								63	A	West Virginia	59 87	200	A	Stetson	63 55	
								98	A	Jacksonville	77 83	200	A	Stetson	55 68	
								98	A	Jacksonville	43 64	200	H	Stetson	51 68	
								98	H	Jacksonville	48 66	242	A	Fla. Atlantic	75 83	
												256	H	Northern Ky.	58 50	
												260	A	Lipscomb	57 78	
												260	H	Lipscomb	69 73	
												262	H	Col. of Charleston	69 73	
												284	N	Monmouth	57 67	
												300	A	Kennesaw St.	68 44	
												300	H	Kennesaw St.	77 72	
												301	A	Wofford	57 69	
												303	A	USC Upstate	65 61	
												303	H	USC Upstate	79 61	
												336	A	Florida A&M	77 68	
												339	A	NJIT	65 75	
												339	H	NJIT	62 66	

LAST 12 Division I GAMES:																
				98	A	Jacksonville	77 83	260	A	Lipscomb	57 78					
				200	A	Stetson	63 55	52	A	FGCU	52 67					
				98	A	Jacksonville	43 64	200	H	Stetson	51 68					
				303	H	USC Upstate	79 61	52	H	FGCU	75 73					
				339	H	NJIT	62 66	200	A	Stetson	55 68					
				300	A	Kennesaw St.	68 44	339	A	NJIT	65 75					

Non-Div I Games: Warner 74 38 Edward Waters 73 47 Webber Int'l 81 53

North Florida

Loss, Non-Conf, S Site, H Home A Away N Neutral

North Texas

Through Games Of March 8, 2018

Average RPI Win:	238	WON-LOST	WINNING	LAST 10	STRENGTH OF	OPP. STRENGTH	TEAM	ADJ.	CONF.	ADJ CONF.
Average RPI Loss:	144	RECORD	PCT. RANK	GAMES	SCHEDULE	OF SCHEDULE	RPI	RPI	RPI	RPI

DIV. I ONLY	14- 13	163	6- 4	260	160	201	201	18	18
DIV. I NON-CONF.	6- 3	87	0- 0	345	88	237	237	20	20
TOTALS	RPI 1-25	RPI 26-50	W-L RECORDS	RPI 51-100	RPI 101-999	RPI 201+			
14- 13	0- 0	0- 0	OVERALL	0- 7	14- 6	10- 3			
6- 6	0- 0	0- 0	HOME	0- 4	6- 2	4- 1			
4- 7	0- 0	0- 0	AWAY	0- 3	4- 4	4- 2			
4- 0	0- 0	0- 0	NEUTRAL	0- 0	4- 0	2- 0			
6- 3	0- 0	0- 0	NON-CONFERENCE	0- 2	6- 1	5- 1			
3- 1	0- 0	0- 0	HOME	0- 1	3- 0	2- 0			
1- 2	0- 0	0- 0	AWAY	0- 1	1- 1	1- 1			
2- 0	0- 0	0- 0	NEUTRAL	0- 0	2- 0	2- 0			
8- 10	0- 0	0- 0	CONFERENCE	0- 5	8- 5	5- 2			
3- 5	0- 0	0- 0	HOME	0- 3	3- 2	2- 1			
3- 5	0- 0	0- 0	AWAY	0- 2	3- 3	3- 1			
2- 0	0- 0	0- 0	NEUTRAL	0- 0	2- 0	0- 0			

RPI S Opponent	Score	RPI S Opponent	Score	RPI S Opponent	Score	RPI S Opponent	Score	Team's RPI: 201
				54 A Indiana	63 68	111 A Middle Tenn.	48 56	
				59 H Western Ky.	65 79	136 A Louisiana Tech	53 61	
				75 A UAB	52 68	136 N Louisiana Tech	76 69	
				75 H UAB	51 69	168 H Charlotte	73 68	
				89 H Kansas St.	54 55	168 N Charlotte	58 55	
				100 A Rice	45 47	170 H UTEP	48 50	
				100 H Rice	49 50	195 H Tulsa	66 43	
						213 H SMU	47 40	
						214 H Southern Miss.	71 62	
						220 N Coastal Caro.	50 34	
						242 A Fla. Atlantic	65 51	
						248 H La Salle	70 44	
						259 A UTSA	58 70	
						279 A Old Dominion	55 52	
						279 H Old Dominion	63 46	
						299 A FIU	92 46	
						312 H Marshall	54 62	
						325 N Detroit Mercy	63 57	
						331 A Ill. -Chicago	67 70	
						345 A Eastern Ill.	63 61	
LAST 12 Division I GAMES:								
136 N Louisiana Tech	76 69	214 H Southern Miss.	71 62					
168 N Charlotte	58 55	242 A Fla. Atlantic	65 51					
100 A Rice	45 47	299 A FIU	92 46					
75 H UAB	51 69	259 A UTSA	58 70					
312 H Marshall	54 62	170 H UTEP	48 50					
279 A Old Dominion	55 52	59 H Western Ky.	65 79					

Non-Div I Games: Mid-Amer. Christian 86 52 Tex. A&M Int'l 64 38 Okla. Panhandle 63 41

North Texas

Loss, Non-Conf, S Site, H Home A Away N Neutral

Northeastern

Through Games Of March 8, 2018

Average RPI Win:	230	WON-LOST	WINNING	LAST 10	STRENGTH OF	OPP. STRENGTH	TEAM	ADJ.	CONF.	ADJ CONF.
Average RPI Loss:	112	RECORD	PCT. RANK	GAMES	SCHEDULE	OF SCHEDULE	RPI	RPI	RPI	RPI
DIV. I ONLY	16- 14	153	6- 4	122	204	139	139	10	10	
DIV. I NON-CONF.	5- 6	187	0- 0	201	332	213	213	12	12	

TOTALS	RPI 1-25	RPI 26-50	W-L RECORDS	RPI 51-100	RPI 101-999	RPI 201+				
16- 14	0- 0	0- 4	OVERALL	0- 4	16- 6	12- 3				
8- 5	0- 0	0- 2	HOME	0- 2	8- 1	5- 1				
7- 6	0- 0	0- 2	AWAY	0- 1	7- 3	6- 1				
1- 3	0- 0	0- 0	NEUTRAL	0- 1	1- 2	1- 1				
5- 6	0- 0	0- 0	NON-CONFERENCE	0- 2	5- 4	4- 3				
2- 2	0- 0	0- 0	HOME	0- 1	2- 1	1- 1				
2- 2	0- 0	0- 0	AWAY	0- 0	2- 2	2- 1				
1- 2	0- 0	0- 0	NEUTRAL	0- 1	1- 1	1- 1				
11- 8	0- 0	0- 4	CONFERENCE	0- 2	11- 2	8- 0				
6- 3	0- 0	0- 2	HOME	0- 1	6- 0	4- 0				
5- 4	0- 0	0- 2	AWAY	0- 1	5- 1	4- 0				
0- 1	0- 0	0- 0	NEUTRAL	0- 0	0- 1	0- 0				

RPI	S	Opponent	Score	RPI	S	Opponent	Score	RPI	S	Opponent	Score	RPI	S	Opponent	Score	Team's RPI: 139
42	A	El on	71 78	42	H	El on	46 65	51	H	Harvard	69 79	104	A	Del aware	64 53	
46	A	Drexel	50 58	46	H	Drexel	58 69	66	A	James Madi son	43 72	104	H	Del aware	73 59	
								66	H	James Madi son	57 60	104	N	Del aware	50 61	
								80	N	Houston	64 72	154	A	William & Mary	53 71	
												154	H	William & Mary	64 46	
												157	H	Marist	78 72	
												179	A	New Hampshi re	50 65	
												215	N	New Mexico St.	65 64	
												218	H	Provi dence	95 98	
												231	A	Boston U.	73 74	
												241	N	Illinois St.	55 65	
												250	A	UNCW	54 47	
												250	H	UNCW	56 39	
												255	A	Hofstra	55 50	
												255	H	Hofstra	58 54	
												262	A	Col. of Charleston	67 48	
												262	H	Col. of Charleston	59 37	
												273	H	Fairfield	63 43	
												276	A	Massachusetts	64 54	
												280	A	Towson	70 61	
												280	H	Towson	79 61	
												295	A	Vermont	71 66	

LAST 12 Division I GAMES:																
104	N	Del aware	50 61	154	A	William & Mary	53 71									
255	H	Hofstra	58 54	66	A	James Madi son	43 72									
262	A	Col. of Charleston	67 48	104	H	Del aware	73 59									
255	A	Hofstra	55 50	250	H	UNCW	56 39									
42	H	El on	46 65	46	A	Drexel	50 58									
280	H	Towson	79 61	104	A	Del aware	64 53									

Non-Div I Games:

Northeastern

Loss,
Non-Conf,
S Site,
H Home
A Away
N Neutral

Average RPI Win:	224	WON-LOST	WINNING	LAST 10	STRENGTH OF	OPP. STRENGTH	TEAM	ADJ.	CONF.	ADJ CONF.
Average RPI Loss:	173	RECORD	PCT. RANK	GAMES	SCHEDULE	OF SCHEDULE	RPI	RPI	RPI	RPI
DIV. I ONLY	6- 23	316	3- 7	205	237	304	304	19	19	
DIV. I NON-CONF.	2- 8	290	0- 0	186	302	296	296	13	13	

TOTALS	RPI 1-25	RPI 26-50	W-L RECORDS	RPI 51-100	RPI 101-999	RPI 201+				
6- 23	0- 0	0- 1	OVERALL	0- 1	6- 21	4- 9				
3- 11	0- 0	0- 1	HOME	0- 1	3- 9	2- 5				
2- 11	0- 0	0- 0	AWAY	0- 0	2- 11	2- 4				
1- 1	0- 0	0- 0	NEUTRAL	0- 0	1- 1	0- 0				
2- 8	0- 0	0- 0	NON-CONFERENCE	0- 1	2- 7	1- 4				
1- 4	0- 0	0- 0	HOME	0- 1	1- 3	1- 2				
0- 4	0- 0	0- 0	AWAY	0- 0	0- 4	0- 2				
1- 0	0- 0	0- 0	NEUTRAL	0- 0	1- 0	0- 0				
4- 15	0- 0	0- 1	CONFERENCE	0- 0	4- 14	3- 5				
2- 7	0- 0	0- 1	HOME	0- 0	2- 6	1- 3				
2- 7	0- 0	0- 0	AWAY	0- 0	2- 7	2- 2				
0- 1	0- 0	0- 0	NEUTRAL	0- 0	0- 1	0- 0				

RPI	S	Opponent	Score	RPI	S	Opponent	Score	RPI	S	Opponent	Score	RPI	S	Opponent	Score
37	H	Northern Colo.	63 85	100	H	Rice	83 88	118	A	Portland St.	59 68	118	N	Portland St.	61 77
								120	N	Boise St.	62 60	138	H	Cal Poly	73 89
								139	A	Youngstown St.	67 69	143	A	Idaho	68 83
								143	H	Idaho	83 93	144	A	Idaho St.	59 76
								144	H	Idaho St.	55 75	148	A	Eastern Wash.	62 82
								148	H	Eastern Wash.	83 98	150	A	Weber St.	63 77
								150	H	Weber St.	76 75	180	A	Denver	73 80
								202	H	North Dakota	79 59	205	H	UC Santa Barbara	93 96
								206	A	CSUN	69 78	210	A	Montana St.	39 81
								210	H	Montana St.	56 78	235	A	Montana	62 70
								235	H	Montana	52 69	247	H	Grand Canyon	54 72
								257	A	Hawaii	68 84	271	A	Sacramento St.	95 90
								275	H	Arizona	84 66	328	A	Southern Utah	72 55
								328	H	Southern Utah	57 60				
LAST 12 Division I GAMES:															
118	N	Portland St.	61 77	37	H	Northern Colo.	63 85	328	A	Southern Utah	72 55	150	A	Weber St.	63 77
148	H	Eastern Wash.	83 98	328	A	Southern Utah	72 55	144	A	Idaho St.	59 76	235	H	Montana	52 69
143	H	Idaho	83 93	150	A	Weber St.	63 77	210	H	Montana St.	56 78				
118	A	Portland St.	59 68	144	A	Idaho St.	59 76								
271	A	Sacramento St.	95 90	235	H	Montana	52 69								
202	H	North Dakota	79 59	210	H	Montana St.	56 78								

Non-Div I Games: Antelope Valley 104 49

Northern Ariz.

Average RPI Win:	179	WON-LOST	WINNING	LAST 10	STRENGTH OF	OPP. STRENGTH	TEAM	ADJ.	CONF.	ADJ CONF.
Average RPI Loss:	122	RECORD	PCT. RANK	GAMES	SCHEDULE	OF SCHEDULE	RPI	RPI	RPI	RPI
DIV. I ONLY	24- 6	27	10- 0	88	188	37	37	19	19	
DIV. I NON-CONF.	8- 3	65	0- 0	20	89	21	21	13	13	

TOTALS	RPI 1-25	RPI 26-50	W-L RECORDS	RPI 51-100	RPI 101-999	RPI 201+				
24- 6	1- 0	1- 1	OVERALL	1- 1	21- 4	10- 1				
12- 2	0- 0	1- 0	HOME	0- 0	11- 2	4- 0				
10- 4	1- 0	0- 1	AWAY	0- 1	9- 2	5- 1				
2- 0	0- 0	0- 0	NEUTRAL	1- 0	1- 0	1- 0				
8- 3	1- 0	1- 1	NON-CONFERENCE	1- 1	5- 1	1- 0				
4- 1	0- 0	1- 0	HOME	0- 0	3- 1	0- 0				
3- 2	1- 0	0- 1	AWAY	0- 1	2- 0	1- 0				
1- 0	0- 0	0- 0	NEUTRAL	1- 0	0- 0	0- 0				
16- 3	0- 0	0- 0	CONFERENCE	0- 0	16- 3	9- 1				
8- 1	0- 0	0- 0	HOME	0- 0	8- 1	4- 0				
7- 2	0- 0	0- 0	AWAY	0- 0	7- 2	4- 1				
1- 0	0- 0	0- 0	NEUTRAL	0- 0	1- 0	1- 0				

RPI 1-25				RPI 26-50				Team's RPI: 37				RPI 51-100				RPI 101+			
RPI	S	Opponent	Score	RPI	S	Opponent	Score	RPI	S	Opponent	Score	RPI	S	Opponent	Score	RPI	S	Opponent	Score
20	A	DePaul	94 88	28	H	LSU	58 50	84	A	Fordham	33 48	115	H	Colorado St.	44 55				
				35	A	Quinnipiac	49 60	87	N	Liberty	65 57	118	H	Portland St.	63 60				
												128	H	San Francisco	73 60				
												143	A	Idaho	78 72				
												143	H	Idaho	71 79				
												144	A	Idaho St.	63 57				
												144	H	Idaho St.	75 52				
												148	A	Eastern Wash.	70 65				
												148	H	Eastern Wash.	68 62				
												150	A	Weber St.	73 82				
												150	H	Weber St.	71 69				
												155	H	BYU	79 74				
												180	A	Denver	71 63				
												186	H	Pacific	80 55				
												202	A	North Dakota	70 78				
												202	H	North Dakota	51 45				
												210	A	Montana St.	78 63				
												210	H	Montana St.	82 69				
												235	A	Montana	64 58				
												235	H	Montana	68 50				
												235	N	Montana	78 69				
												271	H	Sacramento St.	90 68				
												283	A	UMKC	88 73				
												304	A	Northern Ariz.	85 63				
												328	A	Southern Utah	60 54				
LAST 12 Division I GAMES:																			
				235	N	Montana	78 69	150	H	Weber St.	71 69								
				271	H	Sacramento St.	90 68	144	H	Idaho St.	75 52								
				118	H	Portland St.	63 60	210	A	Montana St.	78 63								
				202	H	North Dakota	51 45	235	A	Montana	64 58								
				328	A	Southern Utah	60 54	148	H	Eastern Wash.	68 62								
				304	A	Northern Ariz.	85 63	143	H	Idaho	71 79								

Non-Div I Games:

Northern Colo.

Average RPI	Win:	206	WON-LOST	WINNING	LAST 10	STRENGTH OF	OPP. STRENGTH	TEAM	ADJ.	CONF.	ADJ CONF.
Average RPI	Loss:	84	RECORD	PCT. RANK	GAMES	SCHEDULE	OF SCHEDULE	RPI	RPI	RPI	RPI
DIV. I ONLY		15- 15		179	5- 5	139	97	147	147	8	8
DIV. I NON-CONF.		8- 3		65	0- 0	279	291	114	114	8	8

TOTALS	RPI 1-25		RPI 26-50		W-L RECORDS	RPI 51-100		RPI 101-999		RPI 201+	
15- 15	1- 3		0- 2		OVERALL	1- 7		13- 3		8- 0	
7- 6	1- 1		0- 1		HOME	1- 2		5- 2		3- 0	
7- 7	0- 0		0- 0		AWAY	0- 0		7- 1		4- 0	
1- 2	0- 0		0- 0		NEUTRAL	0- 2		1- 0		1- 0	
8- 3	0- 1		0- 0		NON-CONFERENCE	0- 2		8- 0		6- 0	
3- 0	0- 0		0- 0		HOME	0- 0		3- 0		2- 0	
4- 1	0- 1		0- 0		AWAY	0- 0		4- 0		3- 0	
1- 2	0- 0		0- 0		NEUTRAL	0- 2		1- 0		1- 0	
7- 12	1- 2		0- 2		CONFERENCE	1- 5		5- 3		2- 0	
4- 6	1- 1		0- 1		HOME	1- 2		2- 2		1- 0	
3- 6	0- 1		0- 1		AWAY	0- 3		3- 1		1- 0	
0- 0	0- 0		0- 0		NEUTRAL	0- 0		0- 0		0- 0	

RPI	S	Opponent	Score	RPI	S	Opponent	Score	RPI	S	Opponent	Score	RPI	S	Opponent	Score	Team's RPI: 147
19	H	Buffalo	86 84	44	A	Ball St.	72 81	77	A	Miami (OH)	65 67	101	H	Western Ill.	96 94	
21	A	Iowa	80 105	44	H	Ball St.	50 72	77	H	Miami (OH)	62 77	113	A	Ohio	75 77	
24	A	Central Mich.	77 91					82	N	Albany (NY)	91 97	149	A	Kent St.	72 62	
24	H	Central Mich.	78 81					83	A	Toledo	60 63	149	H	Kent St.	81 79	
								83	H	Toledo	89 79	162	A	SIUE	86 75	
								90	N	Lamar University	80 90	196	A	Eastern Mich.	84 75	
								96	A	Western Mich.	83 88	196	H	Eastern Mich.	76 83	
								96	H	Western Mich.	66 85	196	H	Eastern Mich.	77 84	
												207	H	Bowling Green	73 68	
												224	A	Akron	84 61	
												259	A	UTSA	69 55	
												269	H	Bradley	76 52	
												271	N	Sacramento St.	84 75	
												308	H	Loyola Chicago	80 71	
												345	A	Eastern Ill.	93 64	
												346	A	Chicago St.	80 59	

LAST 12 Division I GAMES:																
196	H	Eastern Mich.	77 84	207	H	Bowling Green	73 68									
96	H	Western Mich.	66 85	224	A	Akron	84 61									
83	H	Toledo	89 79	149	A	Kent St.	72 62									
196	A	Eastern Mich.	84 75	77	H	Miami (OH)	62 77									
24	A	Central Mich.	77 91	44	A	Ball St.	72 81									
44	H	Ball St.	50 72	113	A	Ohio	75 77									

Non-Div I Games:

Northern Ill.

Northern Sky				Through Games of March 6, 2018								
Average RPI	Win:	219	WON-LOST RECORD	WINNING PCT.	RANK	LAST 10 GAMES	STRENGTH OF SCHEDULE	OPP. STRENGTH OF SCHEDULE	TEAM RPI	ADJ. RPI	CONF. RPI	ADJ. CONF. RPI
	Loss:	146										
DIV. I ONLY			8- 22	288		4- 6	115	199	256	256	11	11
DIV. I NON-CONF.			1- 9	318		0- 0	140	316	292	292	15	15

TOTALS		RPI 1-25			RPI 26-50		W-L RECORDS		RPI 51-100	RPI 101-999		RPI 201+
8- 22	1- 2			0- 0		OVERALL	0- 6		7- 14		4- 5	
4- 9	1- 0			0- 0		HOME	0- 3		3- 6		2- 1	
3- 11	0- 1			0- 0		AWAY	0- 2		3- 8		1- 4	
1- 2	0- 1			0- 0		NEUTRAL	0- 1		1- 0		1- 0	
1- 9	0- 0			0- 0		NON-CONFERENCE	0- 2		1- 7		0- 4	
0- 4	0- 0			0- 0		HOME	0- 1		0- 3		0- 1	
1- 4	0- 0			0- 0		AWAY	0- 0		1- 4		0- 3	
0- 1	0- 0			0- 0		NEUTRAL	0- 1		0- 0		0- 0	
7- 13	1- 2			0- 0		CONFERENCE	0- 4		6- 7		4- 1	
4- 5	1- 0			0- 0		HOME	0- 2		3- 3		2- 0	
2- 7	0- 1			0- 0		AWAY	0- 2		2- 4		1- 1	
1- 1	0- 1			0- 0		NEUTRAL	0- 0		1- 0		1- 0	

[illegible]

Non-Div I Games: Oakland and City 103 25

Northern Ky.

Loss, Non-Conf, S Site, H Home A Away N Neutral

Average RPI	Win:	212	WON-LOST	WINNING	LAST 10	STRENGTH OF	OPP. STRENGTH	TEAM	ADJ.	CONF.	ADJ CONF.
Average RPI	Loss:	61	RECORD	PCT. RANK	GAMES	SCHEDULE	OF SCHEDULE	RPI	RPI	RPI	RPI
DIV. I ONLY		12- 20		239	3- 7	75	67	175	175	3	3
DIV. I NON-CONF.		7- 7		170	0- 0	134	150	164	164	4	4

TOTALS	RPI 1-25		RPI 26-50		W-L RECORDS	RPI 51-100		RPI 101-999		RPI 201+	
12- 20	0- 6		1- 4		OVERALL	0- 7		11- 3		7- 1	
7- 8	0- 4		1- 2		HOME	0- 1		6- 1		4- 0	
3- 9	0- 0		0- 0		AWAY	0- 1		3- 0		2- 0	
2- 3	0- 1		0- 0		NEUTRAL	0- 1		2- 1		1- 0	
7- 7	0- 2		0- 1		NON-CONFERENCE	0- 2		7- 2		3- 0	
4- 3	0- 2		0- 0		HOME	0- 0		4- 1		2- 0	
2- 2	0- 0		0- 1		AWAY	0- 1		2- 0		1- 0	
1- 2	0- 0		0- 0		NEUTRAL	0- 1		1- 1		0- 0	
5- 13	0- 4		1- 3		CONFERENCE	0- 5		4- 1		4- 1	
3- 5	0- 2		1- 2		HOME	0- 1		2- 0		2- 0	
1- 7	0- 1		0- 1		AWAY	0- 4		1- 1		1- 1	
1- 1	0- 1		0- 0		NEUTRAL	0- 0		1- 0		1- 0	

RPI 1-25				RPI 26-50				RPI 51-100				RPI 101+				Team's RPI: 175
RPI	S	Opponent	Score	RPI	S	Opponent	Score	RPI	S	Opponent	Score	RPI	S	Opponent	Score	
6	A	Ohio St.	54 88	35	A	Syracuse	74 81	54	A	Indiana	73 78	102	N	Auburn	49 48	
17	H	Maryland	65 68	38	A	Michigan	63 84	60	H	Nebraska	59 69	105	N	Chattanooga	44 61	
20	H	DePaul	63 92	38	H	Michigan	59 80	62	A	Purdue	60 63	131	H	Milwaukee	57 66	
21	H	Iowa	61 70	39	H	Rutgers	63 50	65	A	Michigan St.	51 81	158	A	UT Martin	71 63	
21	N	Iowa	45 55	40	H	Minnesota	63 90	93	A	Penn St.	59 67	187	H	Stony Brook	68 36	
22	H	Green Bay	57 63					97	A	Missouri St.	59 90	189	H	Oakland	88 70	
								99	N	Georgetown	54 55	204	A	Wisconsin	46 58	
												204	H	Wisconsin	69 60	
												204	N	Wisconsin	68 63	
												240	A	Illinois	74 59	
												240	H	Illinois	68 61	
												289	H	Santa Clara	57 47	
												345	H	Eastern Ill.	74 40	
												346	A	Chicago St.	63 36	

LAST 12 Division I GAMES:																
				21	N	Iowa	45 55	21	H	Iowa	61 70					
				204	N	Wisconsin	68 63	38	A	Michigan	63 84					
				39	H	Rutgers	63 50	54	A	Indiana	73 78					
				6	A	Ohio St.	54 88	38	H	Michigan	59 80					
				240	H	Illinois	68 61	17	H	Maryland	65 68					
				93	A	Penn St.	59 67	204	A	Wisconsin	46 58					

Non-Div I Games:

Northwestern

Average RPI Win:	302	WON-LOST	WINNING	LAST 10	STRENGTH OF	OPP. STRENGTH	TEAM	ADJ.	CONF.	ADJ CONF.
Average RPI Loss:	192	RECORD	PCT. RANK	GAMES	SCHEDULE	OF SCHEDULE	RPI	RPI	RPI	RPI
DIV. I ONLY	3- 22	332	1- 9	253	278	337	337	26	26	
DIV. I NON-CONF.	1- 6	306	0- 0	160	75	263	263	25	25	

TOTALS	RPI 1-25	RPI 26-50	W-L RECORDS	RPI 51-100	RPI 101-999	RPI 201+				
3- 22	0- 1	0- 0	OVERALL	0- 3	3- 18	3- 13				
2- 8	0- 0	0- 0	HOME	0- 0	2- 8	2- 6				
1- 13	0- 0	0- 0	AWAY	0- 0	1- 1	1- 0				
0- 1	0- 0	0- 0	NEUTRAL	0- 0	0- 1	0- 1				
1- 6	0- 1	0- 0	NON-CONFERENCE	0- 2	1- 3	1- 2				
0- 1	0- 0	0- 0	HOME	0- 0	0- 1	0- 1				
1- 4	0- 1	0- 0	AWAY	0- 2	1- 1	1- 0				
0- 1	0- 0	0- 0	NEUTRAL	0- 0	0- 1	0- 1				
2- 16	0- 0	0- 0	CONFERENCE	0- 1	2- 15	2- 11				
2- 7	0- 0	0- 0	HOME	0- 0	2- 7	2- 5				
0- 9	0- 0	0- 0	AWAY	0- 1	0- 8	0- 6				
0- 0	0- 0	0- 0	NEUTRAL	0- 0	0- 0	0- 0				

RPI 1-25				RPI 26-50				RPI 51-100				RPI 101+ Team's RPI: 337			
RPI	S	Opponent	Score	RPI	S	Opponent	Score	RPI	S	Opponent	Score	RPI	S	Opponent	Score
12	A	Texas	44 68					57	A	Oklahoma St.	44 78	115	A	SFA	48 83
								69	A	TCU	51 89	115	H	SFA	62 70
								90	A	Lamar University	44 71	126	A	Central Ark.	39 59
												126	H	Central Ark.	53 61
												163	A	Ole Miss	44 75
												214	H	Southern Miss.	59 71
												217	H	A&M-Corpus Christi	56 62
												221	N	Texas Southern	43 56
												227	A	Nicholls St.	53 85
												227	H	Nicholls St.	63 79
												233	A	New Orleans	63 81
												233	H	New Orleans	52 47
												244	A	Abilene Christian	41 80
												278	A	McNeese	67 72
												278	H	McNeese	44 60
												297	A	Southeastern La.	65 71
												297	H	Southeastern La.	54 64
												309	A	Houston Baptist	51 57
												310	H	Incarinate Word	53 57
												334	H	Sam Houston St.	63 60
												338	A	La.-Monroe	70 48

LAST 12 Division I GAMES:															
126	A	Central Ark.	39 59	90	A	Lamar University	44 71								
227	A	Nicholls St.	53 85	278	H	McNeese	44 60								
297	H	Southeastern La.	54 64	233	H	New Orleans	52 47								
310	H	Incarinate Word	53 57	126	H	Central Ark.	53 61								
309	A	Houston Baptist	51 57	233	A	New Orleans	63 81								
115	A	SFA	48 83	297	A	Southeastern La.	65 71								

Non-Div I Games: LeTourneau 82 39 LSU-Shreveport 62 42 LSU-Alexandria 85 55 Central Baptist 87 22 Northwestern St.

Notre Dame				Through Games Of March 6, 2018							
Average RPI	Win:	74	WON-LOST	WINNING	LAST 10	STRENGTH OF	OPP. STRENGTH	TEAM	ADJ.	CONF.	ADJ CONF.
Loss:	2	RECORD	PCT. RANK	GAMES	SCHEDULE	OF SCHEDULE	RPI	RPI	RPI	RPI	RPI
DIV. I ONLY		29- 3	7	9- 1	1	1	2	2	1	1	
DIV. I NON-CONF.		12- 1	6	0- 0	2	2	2	2	1	1	

TOTALS	RPI 1-25		RPI 26-50		W-L RECORDS		RPI 51-100		RPI 101-999		RPI 201+
29- 3	9- 3		6- 0		OVERALL		6- 0		8- 0		3- 0
13- 0	4- 0		2- 0		HOME		3- 0		4- 0		2- 0
11- 2	2- 2		3- 0		AWAY		3- 0		3- 0		1- 0
5- 1	3- 1		1- 0		NEUTRAL		0- 0		1- 0		0- 0
12- 1	5- 1		2- 0		NON-CONFERENCE		3- 0		2- 0		1- 0
5- 0	3- 0		0- 0		HOME		1- 0		1- 0		1- 0
4- 1	0- 1		2- 0		AWAY		2- 0		0- 0		0- 0
3- 0	2- 0		0- 0		NEUTRAL		0- 0		1- 0		0- 0
17- 2	4- 2		4- 0		CONFERENCE		3- 0		6- 0		2- 0
8- 0	1- 0		2- 0		HOME		2- 0		3- 0		1- 0
7- 1	2- 1		1- 0		AWAY		1- 0		3- 0		1- 0
2- 1	1- 1		1- 0		NEUTRAL		0- 0		0- 0		0- 0

RPI	S	Opponent	Score	RPI	S	Opponent	Score	RPI	S	Opponent	Score	RPI	S	Opponent	Score
1	A	UConn	71 80	31	A	Virginia	83 69	59	A	Western Ky.	78 65	107	N	ETSU	77 46
3	A	Louisville	67 100	31	N	Virginia	83 47	61	A	Penn	66 54	108	A	Wake Forest	96 73
3	N	Louisville	72 74	35	H	Syracuse	87 72	65	H	Michigan St.	90 59	117	H	North Carolina	94 62
8	A	Florida St.	100 69	38	A	Michigan	83 63	67	H	Virginia Tech	89 59	166	H	Clemson	90 37
8	N	Florida St.	90 80	41	A	Oregon St.	72 67	68	A	Georgia Tech	77 54	182	A	Pittsburgh	87 53
9	H	Tennessee	84 70	50	H	Miami (FL)	83 76	68	H	Georgia Tech	85 69	209	A	Boston College	89 55
11	N	South Carolina	92 85									209	H	Boston College	89 60
14	N	South Fla.	76 66									293	H	Mt. St. Mary's	121 65
16	H	NC State	86 67												
18	A	Duke	72 54												
20	H	DePaul	91 82												
25	H	Marquette	91 85												

LAST 12 Division I GAMES:															
3	N	Louisville	72 74	31	A	Virginia	83 69	68	H	Georgia Tech	85 69	18	A	Duke	72 54
8	N	Florida St.	90 80	68	H	Georgia Tech	85 69	117	H	North Carolina	94 62	8	A	Florida St.	100 69
31	N	Virginia	83 47	18	A	Duke	72 54	8	A	Florida St.	100 69	209	A	Pittsburgh	87 53
16	H	NC State	86 67												
67	H	Virginia Tech	89 59												
209	A	Boston College	89 55												

Non-Div I Games:

Notre Dame

Average RPI Win:	272	WON-LOST	WINNING	LAST 10	STRENGTH OF	OPP. STRENGTH	TEAM	ADJ.	CONF.	ADJ CONF.
Average RPI Loss:	96	RECORD	PCT. RANK	GAMES	SCHEDULE	OF SCHEDULE	RPI	RPI	RPI	RPI
DIV. I ONLY	14- 16	199	4- 6	199	150	189	189	11	11	
DIV. I NON-CONF.	6- 4	122	0- 0	262	144	141	141	15	15	

TOTALS	RPI 1-25	RPI 26-50	W-L RECORDS	RPI 51-100	RPI 101-999	RPI 201+				
14- 16	0- 3	0- 1	OVERALL	0- 6	14- 6	12- 1				
5- 7	0- 2	0- 0	HOME	0- 2	5- 3	5- 0				
6- 8	0- 1	0- 1	AWAY	0- 3	6- 3	4- 1				
3- 1	0- 0	0- 0	NEUTRAL	0- 1	3- 0	3- 0				
6- 4	0- 1	0- 1	NON-CONFERENCE	0- 1	6- 1	6- 0				
2- 1	0- 1	0- 0	HOME	0- 0	2- 0	2- 0				
2- 3	0- 0	0- 1	AWAY	0- 1	2- 1	2- 0				
2- 0	0- 0	0- 0	NEUTRAL	0- 0	2- 0	2- 0				
8- 12	0- 2	0- 0	CONFERENCE	0- 5	8- 5	6- 1				
3- 6	0- 1	0- 0	HOME	0- 2	3- 3	3- 0				
4- 5	0- 1	0- 0	AWAY	0- 2	4- 2	2- 1				
1- 1	0- 0	0- 0	NEUTRAL	0- 1	1- 0	1- 0				

RPI 1-25				RPI 26-50				RPI 51-100				RPI 101+				Team's RPI: 189
RPI	S	Opponent	Score	RPI	S	Opponent	Score	RPI	S	Opponent	Score	RPI	S	Opponent	Score	
22	A	Green Bay	48 78	38	A	Michigan	69 78	65	A	Michigan St.	63 95	123	A	Cleveland St.	62 70	
22	H	Green Bay	48 81					81	A	IUPUI	64 80	123	H	Cleveland St.	66 86	
24	H	Central Mich.	85 103					81	H	IUPUI	55 73	131	A	Milwaukee	80 75	
								81	N	IUPUI	49 56	131	H	Milwaukee	62 74	
								85	A	Wright St.	75 80	139	A	Youngstown St.	58 48	
								85	H	Wright St.	57 77	139	H	Youngstown St.	76 86	
												175	A	Northwestern	70 88	
												232	H	Niagara	67 59	
												241	H	Illinois St.	64 43	
												256	A	Northern Ky.	59 66	
												256	H	Northern Ky.	79 53	
												267	A	Cornell	79 77	
												279	N	Old Dominion	80 59	
												286	A	Cani si us	83 48	
												325	A	Detroit Mercy	85 74	
												325	H	Detroit Mercy	83 50	
												331	A	Ill. -Chicago	67 63	
												331	H	Ill. -Chicago	95 78	
												331	N	Ill. -Chicago	80 46	
												332	N	Ark. -Pine Bluff	69 37	

LAST 12 Division I GAMES:																
				81	N	IUPUI	49 56	81	H	IUPUI	55 73					
				331	N	Ill. -Chicago	80 46	85	A	Wright St.	75 80					
				131	A	Milwaukee	80 75	256	A	Northern Ky.	59 66					
				22	A	Green Bay	48 78	123	H	Cleveland St.	66 86					
				325	A	Detroit Mercy	85 74	139	H	Youngstown St.	76 86					
				331	H	Ill. -Chicago	95 78	325	H	Detroit Mercy	83 50					

Non-Div I Games: Mich. -Dearborn 104 44

Oakland

Loss,
Non-Conf, S Site,
H Home
A Away
N Neutral

Ohio

Ohio

Non-Div I Games:	Notre Dame (OH)	93	37
------------------	-----------------	----	----

Average RPI	Win:	90	WON-LOST	WINNING	LAST 10	STRENGTH OF	OPP. STRENGTH	TEAM	ADJ.	CONF.	ADJ CONF.
Average RPI	Loss:	19	RECORD	PCT. RANK	GAMES	SCHEDULE	OF SCHEDULE	RPI	RPI	RPI	RPI
DIV. I ONLY		27- 6	17	9- 1	6	6	6	6	3	3	
DIV. I NON-CONF.		11- 3	45	0- 1	9	3	6	6	4	4	

TOTALS	RPI 1-25		RPI 26-50		W-L RECORDS	RPI 51-100		RPI 101-999		RPI 201+	
27- 6	3- 5		6- 1		OVERALL	9- 0		9- 0		2- 0	
13- 2	1- 1		3- 1		HOME	5- 0		4- 0		0- 0	
8- 4	0- 4		1- 0		AWAY	3- 0		4- 0		2- 0	
6- 0	2- 0		2- 0		NEUTRAL	1- 0		1- 0		0- 0	
11- 3	2- 3		1- 0		NON-CONFERENCE	2- 0		6- 0		0- 0	
6- 1	1- 1		1- 0		HOME	1- 0		3- 0		0- 0	
2- 2	0- 2		0- 0		AWAY	0- 0		2- 0		0- 0	
3- 0	1- 0		0- 0		NEUTRAL	1- 0		1- 0		0- 0	
16- 3	1- 2		5- 1		CONFERENCE	7- 0		3- 0		2- 0	
7- 1	0- 0		2- 1		HOME	4- 0		1- 0		0- 0	
6- 2	0- 2		1- 0		AWAY	3- 0		2- 0		2- 0	
3- 0	1- 0		2- 0		NEUTRAL	0- 0		0- 0		0- 0	

RPI	S	Opponent	Score	RPI	S	Opponent	Score	RPI	S	Opponent	Score	RPI	S	Opponent	Score
3	H	Louisville	90 95	35	H	Quinnipiac	95 63	52	N	FGCU	104 62	103	A	Cincinnati	87 76
13	H	Stanford	85 64	38	A	Michigan	78 71	54	A	Indiana	77 62	119	H	Dartmouth	103 70
13	N	Stanford	94 82	38	H	Michigan	75 84	54	H	Indiana	85 70	143	H	Idaho	99 56
14	A	South Fla.	65 84	39	H	Rutgers	90 68	60	A	Nebraska	73 61	175	H	Northwestern	88 54
17	A	Maryland	69 99	39	N	Rutgers	82 57	62	H	Purdue	73 60	178	A	Florida	103 77
17	N	Maryland	79 69	40	H	Minnesota	91 75	65	H	Michigan St.	78 62	192	N	Memphis	100 69
18	A	Duke	60 69	40	N	Minnesota	90 88	72	H	Maine	83 70	198	H	Washington	85 76
21	A	Iowa	89 103					93	A	Penn St.	89 64	204	A	Wisconsin	68 55
								93	H	Penn St.	94 64	240	A	Illinois	88 69

LAST 12 Division I GAMES:															
17	N	Maryland	79 69	240	A	Illinois	88 69	14	A	South Fla.	65 84	39	H	Rutgers	90 68
40	N	Minnesota	90 88									204	A	Wisconsin	68 55
39	N	Rutgers	82 57									93	H	Penn St.	94 64
93	A	Penn St.	89 64									65	H	Michigan St.	78 62
175	H	Northwestern	88 54												
62	H	Purdue	73 60												

Non-Div I Games:

Ohio St.

Oklahoma

Oklahoma				Through Games Of March 8, 2018								
Average RPI	Win:	121	WON-LOST	WINNING	LAST 10	STRENGTH OF		OPP. STRENGTH	TEAM	ADJ.	CONF.	ADJ. CONF.
Average RPI	Loss:	44	RECORD	PCT. RANK	GAMES	SCHEDULE		OF SCHEDULE	RPI	RPI	RPI	RPI
DIV. I ONLY			16- 14	153	6- 4	2		18	34	34	4	4
DIV. I NON-CONF.			5- 6	187	0- 0	3		11	33	33	5	5

TOTALS		RPI 1-25	RPI 26-50		W-L RECORDS		RPI 51-100		RPI 101-999		RPI 201+	
16- 14		1- 7	0- 1		OVERALL		7- 5		8- 1		3- 0	
10- 4		1- 2	0- 0		HOME		5- 1		4- 1		2- 0	
6- 8		0- 4	0- 1		AWAY		2- 3		4- 0		1- 0	
0- 2		0- 1	0- 0		NEUTRAL		0- 1		0- 0		0- 0	
5- 6		1- 3	0- 1		NON-CONFERENCE		2- 1		2- 1		1- 0	
4- 1		1- 0	0- 0		HOME		2- 0		1- 1		1- 0	
1- 4		0- 2	0- 1		AWAY		0- 1		1- 0		0- 0	
0- 1		0- 1	0- 0		NEUTRAL		0- 0		0- 0		0- 0	
11- 8		0- 4	0- 0		CONFERENCE		5- 4		6- 0		2- 0	
6- 3		0- 2	0- 0		HOME		3- 1		3- 0		1- 0	
5- 4		0- 2	0- 0		AWAY		2- 2		3- 0		1- 0	
0- 1		0- 0	0- 0		NEUTRAL		0- 1		0- 0		0- 0	

RPI 1-25				RPI 26-50				Team's RPI: 34				RPI 51-100				RPI 101+			
RPI	S	Opponent	Score	RPI	S	Opponent	Score	RPI	S	Opponent	Score	RPI	S	Opponent	Score	RPI	S	Opponent	Score
1	N	UConn	64 88	27	A	South Dakota St.	61 67	56	H	Belmont	96 73	106	A	Iowa St.	74 69				
4	A	Bayl or	65 74					57	A	Okl ahoma St.	82 96	106	H	Iowa St.	80 71				
4	H	Bayl or	52 74					57	H	Okl ahoma St.	67 70	115	A	Col orado St.	78 46				
7	A	Oregon	74 92					63	A	West Vi rgi ni a	79 77	178	H	Fl ori da	61 80				
12	A	Texas	66 79					63	H	West Vi rgi ni a	76 57	182	A	Kansas	72 52				
12	H	Texas	78 88					69	A	TCU	58 62	182	H	Kansas	97 64				
14	H	South Fla.	79 74					69	H	TCU	84 71	213	H	SMU	87 75				
20	A	DePaul	108 111					69	N	TCU	83 90	252	A	Texas Tech	73 52				
								88	H	New Mexi co	105 63	252	H	Texas Tech	79 61				
								89	A	Kansas St.	76 71								
								89	H	Kansas St.	68 49								
								95	A	Li ttle Rock	56 68								
LAST 12 Di vi si on I GAMES:																			
69	N	TCU	83 90	4	A	Bayl or	65 74												
12	A	Texas	66 79	63	H	West Vi rgi ni a	76 57												
252	H	Texas Tech	79 61	89	H	Kansas St.	68 49												
106	H	Iowa St.	80 71	69	A	TCU	58 62												
63	A	West Vi rgi ni a	79 77	182	H	Kansas	97 64												
182	A	Kansas	72 52	57	H	Okl ahoma St.	67 70												

Non-Di v I Games:

Oklahoma

Oklahoma

Average RPI		Win: 267	WON-LOST RECORD	WINNING PCT. RANK	LAST 10 GAMES	STRENGTH OF SCHEDULE	OPP. STRENGTH OF SCHEDULE	TEAM RPI	ADJ. RPI	CONF. RPI	ADJ. CONF. RPI
Loss: 142											
DIV. I ONLY			8- 23	294	4- 6	133	213	279	279	18	18
DIV. I NON-CONF.			2- 12	306	0- 0	129	247	299	299	20	20
TOTALS		RPI 1-25		RPI 26-50		W-L RECORDS	RPI 51-100	RPI 101-999		RPI 201+	
8- 23	0- 2			0- 0		OVERALL	0- 5	8- 16		7- 3	
7- 8	0- 2			0- 0		HOME	0- 2	7- 4		6- 0	
1- 11	0- 0			0- 0		AWAY	0- 2	1- 9		1- 2	
0- 4	0- 0			0- 0		NEUTRAL	0- 1	0- 3		0- 1	
2- 12	0- 2			0- 0		NON-CONFERENCE	0- 1	2- 9		2- 2	
2- 5	0- 2			0- 0		HOME	0- 1	2- 2		2- 0	
0- 4	0- 0			0- 0		AWAY	0- 0	0- 4		0- 1	
0- 3	0- 0			0- 0		NEUTRAL	0- 0	0- 3		0- 1	
6- 11	0- 0			0- 0		CONFERENCE	0- 4	6- 7		5- 1	
5- 3	0- 0			0- 0		HOME	0- 1	5- 2		4- 0	
1- 7	0- 0			0- 0		AWAY	0- 2	1- 5		1- 1	
0- 1	0- 0			0- 0		NEUTRAL	0- 1	0- 0		0- 0	

RPI 1-25					
RPI	S	Opponent	Score		
16	H	NC State	56	73	
18	H	Duke	51	84	

RPI 26-50					
RPI	S	Opponent	Score		

RPI 51-100					
RPI	S	Opponent	Score		
59	A	Western Ky.	48	62	
75	H	UAB	61	74	
87	H	Liberty	55	63	
100	A	Rice	45	53	
100	N	Rice	48	70	

RPI 101+					
RPI	S	Opponent	Score		
103	H	Cincinnati	33	54	
109	A	George Mason	53	66	
110	N	Saint Francis (PA)	68	79	
111	A	Middle Tenn.	47	65	
136	A	Louisiana Tech	45	59	
154	A	William & Mary	58	75	
168	A	Charlotte	43	51	
168	H	Charlotte	60	63	
170	H	UTEP	56	52	
173	A	Hampton	42	50	
189	N	Oakland	59	80	
197	H	Richmond	45	54	
201	A	North Texas	46	63	
201	H	North Texas	52	55	
214	A	Southern Miss.	74	55	
242	H	Fla. Atlantic	59	54	
244	N	Abilene Christian	60	74	
259	A	UTSA	56	64	
259	H	UTSA	69	63	
282	A	VCU	39	68	
299	H	FIU	68	60	
312	H	Marshall	69	53	
317	H	South Carolina St.	52	35	
321	H	Coppin St.	75	67	

LAST 12 Division I GAMES:					
100	N	Rice	48	70	
111	A	Middle Tenn.	47	65	
168	A	Charlotte	43	51	
201	H	North Texas	52	55	
170	H	UTEP	56	52	
242	H	Fla. Atlantic	59	54	
214	A	Southern Miss.	74	55	
59	A	Western Ky.	48	62	
299	H	FIU	68	60	
100	A	Rice	45	53	
136	A	Louisiana Tech	45	59	
259	H	UTSA	69	63	

Non-Div I Games:

Ol d Domi ni on

O
l
e
M
i
s
s

Ole Miss				Through Games Of March 8, 2018							
Average RPI	Win:	218	WON-LOST	WINNING	LAST 10	STRENGTH OF	OPP. STRENGTH	TEAM	ADJ.	CONF.	ADJ CONF.
Average RPI	Loss:	62	RECORD	PCT. RANK	GAMES	SCHEDULE	OF SCHEDULE	RPI	RPI	RPI	RPI
DIV. I ONLY			12- 19	234	1- 9	49	76	163	163	2	2
DIV. I NON-CONF.			10- 3	52	0- 0	188	301	80	80	2	2

TOTALS		RPI 1-25	RPI 26-50		W-L RECORDS		RPI 51-100	RPI 101-999	RPI 201+		
12- 19		0- 8	0- 3		OVERALL		0- 2	12- 6	6- 0		
9- 7		0- 3	0- 1		HOME		0- 2	9- 1	5- 0		
1- 10		0- 0	0- 0		AWAY		0- 0	1- 0	0- 0		
2- 2		0- 1	0- 0		NEUTRAL		0- 0	2- 1	1- 0		
10- 3		0- 1	0- 0		NON-CONFERENCE		0- 0	10- 2	6- 0		
8- 0		0- 0	0- 0		HOME		0- 0	8- 0	5- 0		
1- 2		0- 1	0- 0		AWAY		0- 0	1- 1	0- 0		
1- 1		0- 0	0- 0		NEUTRAL		0- 0	1- 1	1- 0		
2- 16		0- 7	0- 3		CONFERENCE		0- 2	2- 4	0- 0		
1- 7		0- 3	0- 1		HOME		0- 2	1- 1	0- 0		
0- 8		0- 3	0- 2		AWAY		0- 0	0- 3	0- 0		
1- 1		0- 1	0- 0		NEUTRAL		0- 0	1- 0	0- 0		

RPI 1-25				RPI 26-50				RPI 51-100				RPI 101+ Team's RPI: 163			
RPI	S	Opponent	Score	RPI	S	Opponent	Score	RPI	S	Opponent	Score	RPI	S	Opponent	Score
5	A	Mississippi St.	45 76	26	A	Georgia	45 69	86	H	Kentucky	71 79	102	A	Auburn	55 60
5	H	Mississippi St.	49 69	26	H	Georgia	52 66	94	H	Alabama	79 82	111	H	Middle Tenn.	65 56
7	A	Oregon	46 90	28	A	LSU	55 84					118	A	Portland St.	79 94
9	A	Tennessee	66 75									121	N	Saint Louis	64 79
11	H	South Carolina	62 88									145	A	Arkansas	72 73
15	A	Texas A&M	54 83									153	H	Vanderbilt	72 75
23	H	Missouri	48 67									167	H	Troy	96 93
23	N	Missouri	50 59									176	H	South Ala.	66 59

Non-Div I Games:

Ole Miss

Average RPI Win:	265	WON-LOST	WINNING	LAST 10	STRENGTH OF	OPP. STRENGTH	TEAM	ADJ.	CONF.	ADJ CONF.
Average RPI Loss:	132	RECORD	PCT. RANK	GAMES	SCHEDULE	OF SCHEDULE	RPI	RPI	RPI	RPI
DIV. I ONLY	9- 16	245	3- 6	191	209	245	245	12	12	
DIV. I NON-CONF.	6- 4	122	0- 0	272	317	159	159	17	17	

TOTALS	RPI 1-25	RPI 26-50	W-L RECORDS	RPI 51-100	RPI 101-999	RPI 201+				
9- 16	0- 0	0- 3	OVERALL	0- 3	9- 10	8- 3				
5- 6	0- 0	0- 2	HOME	0- 1	5- 3	4- 0				
4- 9	0- 0	0- 1	AWAY	0- 2	4- 6	4- 3				
0- 1	0- 0	0- 0	NEUTRAL	0- 0	0- 1	0- 0				
6- 4	0- 0	0- 1	NON-CONFERENCE	0- 1	6- 2	5- 2				
3- 1	0- 0	0- 1	HOME	0- 0	3- 0	2- 0				
3- 3	0- 0	0- 0	AWAY	0- 1	3- 2	3- 2				
0- 0	0- 0	0- 0	NEUTRAL	0- 0	0- 0	0- 0				
3- 12	0- 0	0- 2	CONFERENCE	0- 2	3- 8	3- 1				
2- 5	0- 0	0- 1	HOME	0- 1	2- 3	2- 0				
1- 6	0- 0	0- 1	AWAY	0- 1	1- 4	1- 1				
0- 1	0- 0	0- 0	NEUTRAL	0- 0	0- 1	0- 0				

RPI 1-25				RPI 26-50				RPI 51-100				RPI 101+ Team's RPI: 245			
RPI	S	Opponent	Score	RPI	S	Opponent	Score	RPI	S	Opponent	Score	RPI	S	Opponent	Score
				27	A	South Dakota St.	64 89	58	A	South Dakota	46 70	101	A	Western Ill.	68 103
				27	H	South Dakota St.	54 103	58	H	South Dakota	50 72	101	H	Western Ill.	51 90
				48	H	Creighton	51 72	89	A	Kansas St.	60 81	101	N	Western Ill.	57 97
												135	H	UNI	78 74
												174	A	Oral Roberts	56 72
												174	H	Oral Roberts	53 82
												180	A	Denver	60 81
												180	H	Denver	74 85
												203	A	CSU Bakersfield	43 52
												206	A	CSUN	68 60
												210	H	Montana St.	64 53
												269	A	Bradley	56 69
												285	A	North Dakota St.	59 57
												285	H	North Dakota St.	80 67
												301	A	Wofford	64 60
												303	A	USC Upstate	69 66
												326	A	Fort Wayne	65 76
												326	H	Fort Wayne	77 61
												336	H	Florida A&M	78 73
LAST 12 Division I GAMES:															
				101	N	Western Ill.	57 97	101	A	Western Ill.	68 103				
				285	A	North Dakota St.	59 57	27	H	South Dakota St.	54 103				
				174	A	Oral Roberts	56 72	285	H	North Dakota St.	80 67				
				180	A	Denver	60 81	58	A	South Dakota	46 70				
				58	H	South Dakota	50 72	180	H	Denver	74 85				
				326	H	Fort Wayne	77 61	101	H	Western Ill.	51 90				

Non-Div I Games: Graceland (IA) 96 69 Peru St. 63 47 St. Mary (NE) 81 58

Omaha

Average RPI Win:	274	WON-LOST	WINNING	LAST 10	STRENGTH OF	OPP. STRENGTH	TEAM	ADJ.	CONF.	ADJ CONF.
Average RPI Loss:	93	RECORD	PCT. RANK	GAMES	SCHEDULE	OF SCHEDULE	RPI	RPI	RPI	RPI
DIV. I ONLY	15- 13	151	4- 5	245	189	174	174	12	12	
DIV. I NON-CONF.	7- 5	132	0- 0	331	273	208	208	17	17	

TOTALS	RPI 1-25	RPI 26-50	W-L RECORDS	RPI 51-100	RPI 101-999	RPI 201+				
15- 13	0- 0	0- 2	OVERALL	0- 5	15- 6	12- 0				
5- 4	0- 0	0- 1	HOME	0- 1	5- 2	4- 0				
5- 8	0- 0	0- 1	AWAY	0- 3	5- 4	4- 0				
5- 1	0- 0	0- 0	NEUTRAL	0- 1	5- 0	4- 0				
7- 5	0- 0	0- 0	NON-CONFERENCE	0- 2	7- 3	6- 0				
1- 1	0- 0	0- 0	HOME	0- 0	1- 1	1- 0				
2- 4	0- 0	0- 0	AWAY	0- 2	2- 2	1- 0				
4- 0	0- 0	0- 0	NEUTRAL	0- 0	4- 0	4- 0				
8- 8	0- 0	0- 2	CONFERENCE	0- 3	8- 3	6- 0				
4- 3	0- 0	0- 1	HOME	0- 1	4- 1	3- 0				
3- 4	0- 0	0- 1	AWAY	0- 1	3- 2	3- 0				
1- 1	0- 0	0- 0	NEUTRAL	0- 1	1- 0	0- 0				

RPI 1-25				RPI 26-50				RPI 51-100				RPI 101+ Team's RPI: 174			
RPI	S	Opponent	Score	RPI	S	Opponent	Score	RPI	S	Opponent	Score	RPI	S	Opponent	Score
				27	A	South Dakota St.	72 96	58	A	South Dakota	55 72	101	A	Western Ill.	49 56
				27	H	South Dakota St.	70 77	58	H	South Dakota	68 73	101	H	Western Ill.	63 85
								58	N	South Dakota	53 65	114	A	Utah	50 71
								69	A	TCU	58 72	145	H	Arkansas	66 77
								97	A	Missouri St.	66 76	177	A	UT Arlington	46 70
												180	A	Denver	54 70
												180	H	Denver	90 60
												180	N	Denver	76 71
												195	A	Tulsa	53 41
												245	A	Omaha	82 53
												245	H	Omaha	72 56
												283	A	UMKC	76 73
												285	A	North Dakota St.	64 57
												285	H	North Dakota St.	71 48
												291	N	Alcorn	76 52
												301	N	Long Beach St.	64 58
												309	H	Houston Baptist	78 56
												319	N	Cal St. Fullerton	60 50
												326	A	Fort Wayne	73 48
												326	H	Fort Wayne	66 45
												346	N	Chicago St.	73 43

LAST 12 Division I GAMES:															
				58	N	South Dakota	53 65	285	A	North Dakota St.	64 57				
				180	N	Denver	76 71	101	H	Western Ill.	63 85				
				245	H	Omaha	72 56	326	H	Fort Wayne	66 45				
				58	A	South Dakota	55 72	180	H	Denver	90 60				
				180	A	Denver	54 70	58	H	South Dakota	68 73				
				27	A	South Dakota St.	72 96	27	H	South Dakota St.	70 77				

Non-Div I Games: Okla. Panhandle 88 35 Cent. Christian (KS) 18 47

Oral Roberts

Average RPI Win: 115

Average RPI Loss: 16

WON-LOST
RECORDWINNING
PCT. RANKLAST 10
GAMESSTRENGTH OF
SCHEDULEOPP. STRENGTH
OF SCHEDULETEAM
RPIADJ.
RPICONF.
RPIADJ CONF.
RPIDIV. I ONLY
DIV. I NON-CONF.30- 4
11- 29
229- 1
0- 022
1916
267
87
85
35
3

TOTALS

RPI 1-25

RPI 26-50

W-L RECORDS

RPI 51-100

RPI 101-999

RPI 201+

30- 4

6- 3

5- 1

OVERALL

3- 0

16- 0

5- 0

16- 1

1- 1

4- 0

HOME

2- 0

9- 0

3- 0

9- 3

2- 2

1- 1

AWAY

1- 0

5- 0

1- 0

5- 0

3- 0

0- 0

NEUTRAL

0- 0

2- 0

1- 0

11- 2

2- 2

1- 0

NON-CONFERENCE

1- 0

7- 0

3- 0

8- 0

0- 0

1- 0

HOME

1- 0

6- 0

2- 0

1- 2

1- 2

0- 0

AWAY

0- 0

0- 0

0- 0

2- 0

1- 0

0- 0

NEUTRAL

0- 0

1- 0

1- 0

19- 2

4- 1

4- 1

CONFERENCE

2- 0

9- 0

2- 0

8- 1

1- 1

3- 0

HOME

1- 0

3- 0

1- 0

8- 1

1- 0

1- 1

AWAY

1- 0

5- 0

1- 0

3- 0

2- 0

0- 0

NEUTRAL

0- 0

1- 0

0- 0

RPI 1-25

Team's RPI: 7

RPI 26-50

RPI 51-100

RPI 101+

RPI	S	Opponent	Score
3	A	Louisville	61 74
5	A	Mississippi St.	79 90
10	A	UCLA	70 61
10	H	UCLA	101 94
10	N	UCLA	65 62
13	H	Stanford	65 78
13	N	Stanford	77 57
15	A	Texas A&M	83 68
15	N	Texas A&M	84 62

RPI	S	Opponent	Score
34	H	Oklahoma	92 74
41	A	Oregon St.	79 85
41	H	Oregon St.	75 63
43	H	California	91 54
49	A	Southern California	70 66
49	H	Southern California	80 74

RPI	S	Opponent	Score
55	A	Arizona St.	57 44
55	H	Arizona St.	74 64
70	H	Drake	110 77

RPI	S	Opponent	Score
112	A	Washington St.	90 79
112	H	Washington St.	89 56
114	A	Utah	84 68
142	A	Colorado	74 55
142	N	Colorado	84 47
148	H	Eastern Wash.	81 40
150	H	Weber St.	114 87
163	H	Ole Miss	90 46
173	H	Hampton	87 45
198	A	Washington	76 63
198	H	Washington	94 83
206	H	CSUN	91 43
257	N	Hawaii	85 44
275	A	Arizona	74 61
275	H	Arizona	62 44
328	H	Southern Utah	98 38

LAST 12 Division I GAMES:

13	N	Stanford	77 57	49	H	Southern California	80 74
10	N	UCLA	65 62	112	A	Washington St.	90 79
142	N	Colorado	84 47	198	A	Washington	76 63
275	A	Arizona	74 61	13	H	Stanford	65 78
55	A	Arizona St.	57 44	43	H	California	91 54
10	H	UCLA	101 94	114	A	Utah	84 68

Non-Div I Games:

Oregon

Loss,
 Non-Conf, S Site,
 H Home
A Away
 N Neutral

Average RPI Win:	168	WON-LOST	WINNING	LAST 10	STRENGTH OF	OPP. STRENGTH	TEAM	ADJ.	CONF.	ADJ CONF.
Average RPI Loss:	22	RECORD	PCT. RANK	GAMES	SCHEDULE	OF SCHEDULE	RPI	RPI	RPI	RPI
DIV. I ONLY	23- 7	42	8- 2	104	47	41	41	5	5	
DIV. I NON-CONF.	9- 2	33	0- 0	259	152	97	97	3	3	
TOTALS	RPI 1-25	RPI 26-50	W-L RECORDS	RPI 51-100	RPI 101-999	RPI 201+				
23- 7	2- 5	2- 1	OVERALL	3- 1	16- 0	9- 0				
14- 2	2- 2	2- 0	HOME	2- 0	8- 0	6- 0				
7- 4	0- 3	0- 1	AWAY	1- 0	6- 0	2- 0				
2- 1	0- 0	0- 0	NEUTRAL	0- 1	2- 0	1- 0				
9- 2	0- 2	0- 0	NON-CONFERENCE	1- 0	8- 0	7- 0				
6- 1	0- 1	0- 0	HOME	1- 0	5- 0	5- 0				
1- 1	0- 1	0- 0	AWAY	0- 0	1- 0	1- 0				
2- 0	0- 0	0- 0	NEUTRAL	0- 0	2- 0	1- 0				
14- 5	2- 3	2- 1	CONFERENCE	2- 1	8- 0	2- 0				
8- 1	2- 1	2- 0	HOME	1- 0	3- 0	1- 0				
6- 3	0- 2	0- 1	AWAY	1- 0	5- 0	1- 0				
0- 1	0- 0	0- 0	NEUTRAL	0- 1	0- 0	0- 0				

RPI 1-25	RPI 26-50	Team's RPI: 41	RPI 51-100	RPI 101+
RPI S Opponent Score	RPI S Opponent Score		RPI S Opponent Score	RPI S Opponent Score
2 H Notre Dame 67 72	43 H Cal i forn i a 68 48		55 A Ari zona St. 64 60	112 A Wash ington St. 63 61
7 A Oregon 63 75	49 A Southern Cal i forn i a 61 65		55 H Ari zona St. 57 54	112 H Wash ington St. 71 53
7 H Oregon 85 79	49 H Southern Cal i forn i a 69 63		55 N Ari zona St. 51 57	114 A Utah 69 58
10 A UCLA 49 84			64 H UC Dav i s 61 47	142 A Col orado 86 71
10 H UCLA 67 64				171 N Nevada 89 49
13 H Stanford 57 60				198 A Wash ington 95 57
18 A Duke 65 72				198 H Wash ington 75 63
				202 H North Dakota 65 55
				205 H UC Santa Barbara 74 49
				275 A Ari zona 65 40
				275 H Ari zona 88 48
				277 H San Jose St. 110 62
				315 N Utah St. 94 55
				320 A N. C. Central 97 44
				323 H Utah Valley 98 41
				340 H Savannah St. 84 36
LAST 12 Di vi si on I GAMES:				
55 N Ari zona St. 51 57	112 A Wash ington St. 63 61			
55 A Ari zona St. 64 60	43 H Cal i forn i a 68 48			
275 A Ari zona 65 40	13 H Stanford 57 60			
49 H Southern Cal i forn i a 69 63	142 A Col orado 86 71			
10 H UCLA 67 64	114 A Utah 69 58			
198 A Wash ington 95 57	7 A Oregon 63 75			

Non-Di v I Games:

Oregon St.

Average RPI Win:	208	WON-LOST	WINNING	LAST 10	STRENGTH OF	OPP. STRENGTH	TEAM	ADJ.	CONF.	ADJ CONF.
Average RPI Loss:	126	RECORD	PCT. RANK	GAMES	SCHEDULE	OF SCHEDULE	RPI	RPI	RPI	RPI
DIV. I ONLY	14- 17	207	4- 6	120	145	186	186	14	14	
DIV. I NON-CONF.	5- 5	170	0- 0	41	200	133	133	11	11	

TOTALS	RPI 1-25	RPI 26-50	W-L RECORDS	RPI 51-100	RPI 101-999	RPI 201+				
14- 17	0- 0	1- 4	OVERALL	2- 3	11- 10	8- 2				
9- 7	0- 0	1- 2	HOME	1- 2	7- 3	5- 0				
3- 9	0- 0	0- 2	AWAY	0- 1	3- 6	2- 2				
2- 1	0- 0	0- 0	NEUTRAL	1- 0	1- 1	1- 0				
5- 5	0- 0	1- 2	NON-CONFERENCE	1- 1	3- 2	3- 0				
4- 3	0- 0	1- 1	HOME	1- 1	2- 1	2- 0				
1- 2	0- 0	0- 1	AWAY	0- 0	1- 1	1- 0				
0- 0	0- 0	0- 0	NEUTRAL	0- 0	0- 0	0- 0				
9- 12	0- 0	0- 2	CONFERENCE	1- 2	8- 8	5- 2				
5- 4	0- 0	0- 1	HOME	0- 1	5- 2	3- 0				
2- 7	0- 0	0- 1	AWAY	0- 1	2- 5	1- 2				
2- 1	0- 0	0- 0	NEUTRAL	1- 0	1- 1	1- 0				

RPI	S	Opponent	Score	RPI	S	Opponent	Score	RPI	S	Opponent	Score	RPI	S	Opponent	Score	Team's RPI: 186
32	A	Gonzaga	66 90	64	H	UC Davis	58 90	128	A	San Francisco	78 80	155	A	BYU	65 77	
32	H	Gonzaga	72 99	79	A	Saint Mary's (CA)	88 96	128	H	San Francisco	71 81	155	H	BYU	83 76	
37	A	Northern Colo.	55 80	79	H	Saint Mary's (CA)	69 70	141	A	Loyola Marymount	60 75	165	A	San Diego	81 68	
43	H	Cal i forni a	85 92	79	N	Saint Mary's (CA)	77 73	141	H	Loyola Marymount	77 79	165	H	San Diego	62 60	
45	H	UCF	78 74	90	H	Lamar Uni versi ty	80 75	146	A	Fresno St.	70 81	165	N	San Diego	56 66	

LAST 12 Division I GAMES:																
165	N	San Diego	56 66	165	H	San Di ego	62 60	172	H	Brown	57 74	212	A	Seattle U	85 73	
79	N	Saint Mary's (CA)	77 73	318	A	Portland	67 89	239	A	Pepperdi ne	85 77	239	H	Pepperdi ne	84 73	
318	N	Portland	85 60	32	A	Gonzaga	66 90	277	H	San Jose St.	106 97	289	A	Santa Clara	55 57	
141	H	Loyola Marymount	77 79	239	H	Pepperdi ne	84 73	289	H	Santa Clara	55 37	318	A	Portland	67 89	
128	A	San Francisco	78 80	289	H	Santa Clara	55 37	318	H	Portland	91 55	318	N	Portland	85 60	
289	A	Santa Clara	55 57	155	H	BYU	83 76	318	N	Portland	85 60	319	H	Cal St. Fullerton	81 65	

Non-Div I Games: UC Merced 123 59

Paci fi c

Penn		Average RPI Win: 183	WON-LOST RECORD	WINNING PCT. RANK	LAST 10 GAMES	STRENGTH OF SCHEDULE	OPP. STRENGTH OF SCHEDULE	TEAM RPI	ADJ. RPI	CONF. RPI	ADJ CONF. RPI
Average RPI Loss: 84											
DIV. I ONLY		19- 7	56	8- 2	141	93	61	61	9	9	
DIV. I NON-CONF.		8- 4	87	0- 0	239	62	105	105	9	9	

TOTALS	RPI 1-25		RPI 26-50		W-L RECORDS		RPI 51-100		RPI 101-999		RPI 201+
19- 7	0- 1		1- 2		OVERALL		2- 2		16- 2		8- 1
8- 2	0- 1		0- 1		HOME		1- 0		7- 0		4- 0
9- 4	0- 0		1- 1		AWAY		0- 1		8- 2		3- 1
2- 1	0- 0		0- 0		NEUTRAL		1- 1		1- 0		1- 0
8- 4	0- 1		1- 0		NON-CONFERENCE		1- 1		6- 2		4- 1
2- 1	0- 1		0- 0		HOME		0- 0		2- 0		2- 0
4- 2	0- 0		1- 0		AWAY		0- 0		3- 2		1- 1
2- 1	0- 0		0- 0		NEUTRAL		1- 1		1- 0		1- 0
11- 3	0- 0		0- 2		CONFERENCE		1- 1		10- 0		4- 0
6- 1	0- 0		0- 1		HOME		1- 0		5- 0		2- 0
5- 2	0- 0		0- 1		AWAY		0- 1		5- 0		2- 0
0- 0	0- 0		0- 0		NEUTRAL		0- 0		0- 0		0- 0

RPI 1-25				RPI 26-50				RPI 51-100				RPI 101+			
RPI	S	Opponent	Score	RPI	S	Opponent	Score	RPI	S	Opponent	Score	RPI	S	Opponent	Score
2	H	Notre Dame	54 66	29	A	Villanova	79 77	51	A	Harvard	52 55	119	A	Dartmouth	79 50
				30	A	Princeton	40 60	51	H	Harvard	69 49	119	H	Dartmouth	65 47
				30	H	Princeton	55 70	68	N	Georgia Tech	55 69	127	A	Yale	69 54
								97	N	Missouri St.	65 60	127	H	Yale	64 52
												137	A	Saint Joseph's	57 50
												159	A	Binghamton	72 77
												172	A	Brown	88 55
												172	H	Brown	67 56
												184	A	Temple	74 59
												211	A	Columbia	75 39
												211	H	Columbia	70 51
												236	H	Lafayette	55 42
												248	A	La Salle	59 66
												267	A	Cornell	53 39
												267	H	Cornell	68 48
												282	N	VCU	82 52
												335	H	Rhode Island	84 66
												339	A	NJIT	77 38

LAST 12 Division I GAMES:															
172	H	Brown	67 56	30	A	Princeton	40 60	51	H	Harvard	69 49	119	H	Dartmouth	65 47
127	H	Yale	64 52	51	H	Harvard	69 49	119	H	Dartmouth	65 47	127	A	Yale	69 54
119	A	Dartmouth	79 50	119	H	Dartmouth	65 47	127	A	Yale	69 54	172	A	Brown	88 55
51	A	Harvard	52 55	127	A	Yale	69 54	172	A	Brown	88 55	184	A	Temple	74 59
267	A	Cornell	53 39	172	A	Brown	88 55								
211	A	Columbia	75 39	184	A	Temple	74 59								

Non-Div I Games: Gwynedd Mercy 89 25

Penn

Average RPI Win: 170

Average RPI Loss: 60

WON-LOST
RECORDWINNING
PCT. RANKLAST 10
GAMESSTRENGTH OF
SCHEDULEOPP. STRENGTH
OF SCHEDULETEAM
RPIADJ.
RPICONF.
RPIADJ CONF.
RPIDIV. I ONLY
DIV. I NON-CONF.16- 15
9- 4171
823- 7
0- 060
19459
14593
9193
913
43
4

TOTALS

RPI 1-25

RPI 26-50

W-L RECORDS

RPI 51-100

RPI 101-999

RPI 201+

16- 15

0- 4

2- 5

OVERALL

3- 4

11- 2

7- 1

11- 3

0- 2

2- 1

HOME

3- 0

6- 0

3- 0

4- 9

0- 2

0- 3

AWAY

0- 3

4- 1

3- 1

1- 3

0- 0

0- 1

NEUTRAL

0- 1

1- 1

1- 0

9- 4

0- 0

1- 0

NON-CONFERENCE

1- 2

7- 2

4- 1

6- 0

0- 0

1- 0

HOME

1- 0

4- 0

2- 0

3- 2

0- 0

0- 0

AWAY

0- 1

3- 1

2- 1

0- 2

0- 0

0- 0

NEUTRAL

0- 1

0- 1

0- 0

7- 11

0- 4

1- 5

CONFERENCE

2- 2

4- 0

3- 0

5- 3

0- 2

1- 1

HOME

2- 0

2- 0

1- 0

1- 7

0- 2

0- 3

AWAY

0- 2

1- 0

1- 0

1- 1

0- 0

0- 1

NEUTRAL

0- 0

1- 0

1- 0

RPI 1-25

RPI 26-50

RPI 51-100

Team's RPI: 93

RPI 101+

RPI	S	Opponent	Score
6	A	Ohio St.	64 94
6	H	Ohio St.	64 89
17	H	Maryland	65 69
21	A	Iowa	76 80

RPI	S	Opponent	Score
38	A	Michigan	69 89
38	N	Michigan	48 77
39	A	Rutgers	65 70
39	H	Rutgers	70 67
40	A	Minnesota	68 101
40	H	Minnesota	71 91
46	H	Drexel	84 70

RPI	S	Opponent	Score
52	A	American	66 75
54	H	Indiana	77 74
60	A	Nebraska	51 59
62	A	Purdue	73 88
65	H	Michigan St.	74 59
84	H	Fordham	65 60
89	N	Kansas St.	65 70

RPI	S	Opponent	Score
108	H	Wake Forest	68 58
136	N	Louisiana Tech	59 71
175	H	Northwestern	67 59
182	A	Pittsburgh	59 48
199	H	Siena	86 72
204	A	Wisconsin	69 62
218	A	Providence	60 51
240	H	Illinois	68 59
240	N	Illinois	83 57
258	A	St. Bonaventure	62 65
265	H	Manhattan	78 46
287	H	Central Conn. St.	83 66
312	A	Marshall	80 65

LAST 12 Division I GAMES:

38	N	Michigan	48 77	21	A	Iowa	76 80
240	N	Illinois	83 57	65	H	Michigan St.	74 59
6	H	Ohio St.	64 89	6	A	Ohio St.	64 94
60	A	Nebraska	51 59	62	A	Purdue	73 88
175	H	Northwestern	67 59	240	H	Illinois	68 59
40	A	Minnesota	68 101	39	H	Rutgers	70 67

Non-Div I Games:

Penn St.

Average RPI Win:	227	WON-LOST	WINNING	LAST 10	STRENGTH OF	OPP. STRENGTH	TEAM	ADJ.	CONF.	ADJ CONF.
Average RPI Loss:	146	RECORD	PCT. RANK	GAMES	SCHEDULE	OF SCHEDULE	RPI	RPI	RPI	RPI
DIV. I ONLY	10- 20	256	3- 7	121	215	239	239	14	14	
DIV. I NON-CONF.	4- 6	214	0- 0	92	346	177	177	11	11	

TOTALS	RPI 1-25	RPI 26-50	W-L RECORDS	RPI 51-100	RPI 101-999	RPI 201+				
10- 20	0- 0	0- 3	OVERALL	0- 3	10- 14	5- 4				
7- 6	0- 0	0- 1	HOME	0- 1	7- 4	3- 2				
2- 13	0- 0	0- 1	AWAY	0- 2	2- 10	1- 2				
1- 1	0- 0	0- 1	NEUTRAL	0- 0	1- 0	1- 0				
4- 6	0- 0	0- 0	NON-CONFERENCE	0- 1	4- 5	2- 2				
2- 2	0- 0	0- 0	HOME	0- 0	2- 2	1- 2				
2- 4	0- 0	0- 0	AWAY	0- 1	2- 3	1- 0				
0- 0	0- 0	0- 0	NEUTRAL	0- 0	0- 0	0- 0				
6- 14	0- 0	0- 3	CONFERENCE	0- 2	6- 9	3- 2				
5- 4	0- 0	0- 1	HOME	0- 1	5- 2	2- 0				
0- 9	0- 0	0- 1	AWAY	0- 1	0- 7	0- 2				
1- 1	0- 0	0- 1	NEUTRAL	0- 0	1- 0	1- 0				

RPI 1-25				RPI 26-50				RPI 51-100				RPI 101+ Team's RPI: 239			
RPI	S	Opponent	Score	RPI	S	Opponent	Score	RPI	S	Opponent	Score	RPI	S	Opponent	Score
				32	A	Gonzaga	51 73	64	A	UC Davis	64 69	114	A	Utah	65 89
				32	H	Gonzaga	48 67	79	A	Saint Mary's (CA)	62 75	128	A	San Francisco	67 68
				32	N	Gonzaga	70 81	79	H	Saint Mary's (CA)	75 82	128	H	San Francisco	95 92
												141	A	Loyola Marymount	60 75
												141	H	Loyola Marymount	85 74
												144	H	Idaho St.	80 74
												150	A	Weber St.	61 71
												155	A	BYU	43 78
												155	H	BYU	67 73
												165	A	San Diego	53 79
												165	H	San Diego	66 62
												171	A	Nevada	77 72
												186	A	Pacific	73 84
												186	H	Pacific	77 85
												194	A	UC Irvine	74 75
												212	H	Seattle U	62 65
												215	H	New Mexico St.	64 86
												289	A	Santa Clara	50 54
												289	H	Santa Clara	56 55
												289	N	Santa Clara	74 63
												301	A	Long Beach St.	83 71
												318	A	Portland	58 82
												318	H	Portland	83 79
												323	H	Utah Valley	71 44
LAST 12 Division I GAMES:															
				32	N	Gonzaga	70 81	141	H	Loyola Marymount	85 74				
				289	N	Santa Clara	74 63	165	A	San Diego	53 79				
				318	A	Portland	58 82	186	A	Pacific	73 84				
				79	H	Saint Mary's (CA)	75 82	318	H	Portland	83 79				
				32	H	Gonzaga	48 67	289	A	Santa Clara	50 54				
				155	A	BYU	43 78	141	A	Loyola Marymount	60 75				

Non-Div I Games:

Pepperdine

Average RPI Win:	193	WON-LOST	WINNING	LAST 10	STRENGTH OF	OPP. STRENGTH	TEAM	ADJ.	CONF.	ADJ CONF.
Average RPI Loss:	66	RECORD	PCT. RANK	GAMES	SCHEDULE	OF SCHEDULE	RPI	RPI	RPI	RPI
DIV. I ONLY	10- 20	256	1- 9	50	45	182	182	1	1	
DIV. I NON-CONF.	8- 5	111	0- 0	215	165	184	184	1	1	

TOTALS	RPI 1-25	RPI 26-50	W-L RECORDS	RPI 51-100	RPI 101-999	RPI 201+				
10- 20	0- 6	0- 4	OVERALL	2- 5	8- 5	5- 2				
8- 10	0- 5	0- 1	HOME	2- 2	6- 2	5- 1				
2- 9	0- 1	0- 3	AWAY	0- 3	2- 2	0- 1				
0- 1	0- 0	0- 0	NEUTRAL	0- 0	0- 1	0- 0				
8- 5	0- 0	0- 0	NON-CONFERENCE	1- 4	7- 1	5- 1				
7- 3	0- 0	0- 0	HOME	1- 2	6- 1	5- 1				
1- 2	0- 0	0- 0	AWAY	0- 2	1- 0	0- 0				
0- 0	0- 0	0- 0	NEUTRAL	0- 0	0- 0	0- 0				
2- 15	0- 6	0- 4	CONFERENCE	1- 1	1- 4	0- 1				
1- 7	0- 5	0- 1	HOME	1- 0	0- 1	0- 0				
1- 7	0- 1	0- 3	AWAY	0- 1	1- 2	0- 1				
0- 1	0- 0	0- 0	NEUTRAL	0- 0	0- 1	0- 0				

RPI 1-25				RPI 26-50				RPI 51-100				RPI 101+ Team's RPI: 182			
RPI	S	Opponent	Score	RPI	S	Opponent	Score	RPI	S	Opponent	Score	RPI	S	Opponent	Score
2	H	Notre Dame	53 87	31	A	Virginia	50 62	63	A	West Virginia	52 73	103	A	Cincinnati	66 46
3	A	Louisville	49 81	35	A	Syracuse	52 70	67	A	Virginia Tech	66 89	108	H	Wake Forest	49 58
3	H	Louisville	51 77	35	H	Syracuse	53 62	68	H	Georgia Tech	68 62	108	N	Wake Forest	38 72
8	H	Florida St.	59 66	50	A	Miami (FL)	58 82	74	H	Duquesne	53 66	117	A	North Carolina	67 68
16	H	NC State	66 77					84	A	Fordham	55 58	139	H	Youngstown St.	66 58
18	H	Duke	46 58					92	H	Bucknell	57 39	166	A	Clemson	58 42
								93	H	Penn St.	48 59	204	H	Wisconsin	57 58
												209	A	Boston College	61 72
												222	H	Arkansas St.	87 47
												250	H	UNCW	74 55
												267	H	Cornell	51 39
												280	H	Towson	81 63
												346	H	Chicago St.	87 49

LAST 12 Division I GAMES:															
108	N	Wake Forest	38 72	8	H	Florida St.	59 66	166	A	Clemson	58 42				
3	A	Louisville	49 81	18	H	Duke	46 58	35	A	Syracuse	52 70				
16	H	NC State	66 77	2	H	Notre Dame	53 87	3	H	Louisville	51 77				
35	H	Syracuse	53 62												
50	A	Miami (FL)	58 82												
209	A	Boston College	61 72												

Non-Div I Games:

Pittsburgh

Average RPI Win: 217	WON-LOST RECORD	WINNING PCT. RANK	LAST 10 GAMES	STRENGTH OF SCHEDULE	OPP. STRENGTH OF SCHEDULE	TEAM RPI	ADJ. RPI	CONF. RPI	ADJ CONF. RPI
Average RPI Loss: 162									
DIV. I ONLY	5- 23	327	3- 7	178	180	318	318	14	14
DIV. I NON-CONF.	2- 7	286	0- 0	219	327	322	322	11	11

TOTALS	RPI 1-25	RPI 26-50	W-L RECORDS	RPI 51-100	RPI 101-999	RPI 201+			
5- 23	0- 0	0- 2	OVERALL	1- 1	4- 20	3- 4			
5- 10	0- 0	0- 1	HOME	1- 0	4- 9	3- 1			
0- 12	0- 0	0- 1	AWAY	0- 1	0- 10	0- 3			
0- 1	0- 0	0- 0	NEUTRAL	0- 0	0- 1	0- 0			
2- 7	0- 0	0- 0	NON-CONFERENCE	0- 0	2- 7	2- 1			
2- 4	0- 0	0- 0	HOME	0- 0	2- 4	2- 0			
0- 3	0- 0	0- 0	AWAY	0- 0	0- 3	0- 1			
0- 0	0- 0	0- 0	NEUTRAL	0- 0	0- 0	0- 0			
3- 16	0- 0	0- 2	CONFERENCE	1- 1	2- 13	1- 3			
3- 6	0- 0	0- 1	HOME	1- 0	2- 5	1- 1			
0- 9	0- 0	0- 1	AWAY	0- 1	0- 7	0- 2			
0- 1	0- 0	0- 0	NEUTRAL	0- 0	0- 1	0- 0			

RPI S Opponent	Score	RPI S Opponent	Score	RPI S Opponent	Score	RPI S Opponent	Score	Team's RPI: 318
32 A Gonzaga	36 75	79 A Saint Mary's (CA)	49 77	110 H Saint Francis (PA)	101 106			
32 H Gonzaga	56 70	79 H Saint Mary's (CA)	68 65	118 H Portland St.	71 77			
				120 H Boise St.	47 73			
				128 A San Francisco	75 84			
				128 H San Francisco	63 76			
				141 A Loyola Marymount	55 76			
				141 H Loyola Marymount	60 63			
				150 H Weber St.	70 91			
				155 A BYU	35 73			
				155 H BYU	58 72			
				165 A San Diego	52 59			
				165 H San Diego	60 75			
				186 A Paci fic	55 91			
				186 H Paci fic	89 67			
				186 N Paci fic	60 85			
				194 A UC Irvine	52 63			
				198 A Washington	67 93			
				239 A Pepperdi ne	79 83			
				239 H Pepperdi ne	82 58			
				257 H Hawai i	76 47			
				289 A Santa Clara	57 67			
				289 H Santa Clara	43 50			
				319 A Cal St. Fullerton	61 66			
				323 H Utah Valley	71 64			
LAST 12 Division I GAMES:								
186 N Paci fic	60 85	128 H San Francisco	63 76					
239 H Pepperdi ne	82 58	141 A Loyola Marymount	55 76					
155 A BYU	35 73	239 A Pepperdi ne	79 83					
79 A Saint Mary's (CA)	49 77	79 H Saint Mary's (CA)	68 65					
289 A Santa Clara	57 67	32 A Gonzaga	36 75					
186 H Paci fic	89 67	141 H Loyola Marymount	60 63					

Non-Div I Games: Willamette 72 52 Warner Paci fic 95 59

Portland

Average RPI Win:	228	WON-LOST	WINNING	LAST 10	STRENGTH OF	OPP. STRENGTH	TEAM	ADJ.	CONF.	ADJ CONF.
Average RPI Loss:	130	RECORD	PCT. RANK	GAMES	SCHEDULE	OF SCHEDULE	RPI	RPI	RPI	RPI
DIV. I ONLY	17- 12	119	8- 2	186	205	118	118	19	19	
DIV. I NON-CONF.	4- 5	202	0- 0	136	175	108	108	13	13	

TOTALS	RPI 1-25	RPI 26-50	W-L RECORDS	RPI 51-100	RPI 101-999	RPI 201+				
17- 12	0- 0	0- 2	OVERALL	0- 2	17- 8	11- 2				
8- 2	0- 0	0- 0	HOME	0- 0	8- 2	5- 0				
7- 10	0- 0	0- 2	AWAY	0- 2	7- 6	5- 2				
2- 0	0- 0	0- 0	NEUTRAL	0- 0	2- 0	1- 0				
4- 5	0- 0	0- 1	NON-CONFERENCE	0- 2	4- 2	2- 1				
1- 0	0- 0	0- 0	HOME	0- 0	1- 0	0- 0				
3- 5	0- 0	0- 1	AWAY	0- 2	3- 2	2- 1				
0- 0	0- 0	0- 0	NEUTRAL	0- 0	0- 0	0- 0				
13- 7	0- 0	0- 1	CONFERENCE	0- 0	13- 6	9- 1				
7- 2	0- 0	0- 0	HOME	0- 0	7- 2	5- 0				
4- 5	0- 0	0- 1	AWAY	0- 0	4- 4	3- 1				
2- 0	0- 0	0- 0	NEUTRAL	0- 0	2- 0	1- 0				

RPI 1-25				RPI 26-50				RPI 51-100				RPI 101+				Team's RPI: 118	
RPI	S	Opponent	Score	RPI	S	Opponent	Score	RPI	S	Opponent	Score	RPI	S	Opponent	Score		
				32	A	Gonzaga	52 91	64	A	UC Davis	67 79	143	A	Idaho	60 61		
				37	A	Northern Colo.	60 63	91	A	UNLV	80 88	143	H	Idaho	90 101		
												144	A	Idaho St.	64 72		
												144	H	Idaho St.	59 88		
												148	A	Eastern Wash.	57 64		
												148	H	Eastern Wash.	75 60		
												148	N	Eastern Wash.	82 73		
												150	A	Weber St.	62 60		
												150	H	Weber St.	77 64		
												163	H	Ole Miss	94 79		
												171	A	Nevada	55 67		
												194	A	UC Irvine	82 72		
												202	A	North Dakota	80 61		
												210	A	Montana St.	69 60		
												210	H	Montana St.	62 53		
												212	A	Seattle U	77 91		
												235	A	Montana	53 69		
												235	H	Montana	70 53		
												271	A	Sacramento St.	81 72		
												271	H	Sacramento St.	74 73		
												277	A	San Jose St.	90 78		
												304	H	Northern Ariz.	68 59		
												304	N	Northern Ariz.	77 61		
												318	A	Portland	77 71		
												328	H	Southern Utah	70 66		
LAST 12 Division I GAMES:																	
				148	N	Eastern Wash.	82 73	144	A	Idaho St.	64 72						
				304	N	Northern Ariz.	77 61	150	A	Weber St.	62 60						
				202	A	North Dakota	80 61	210	H	Montana St.	62 53						
				37	A	Northern Colo.	60 63	235	H	Montana	70 53						
				304	H	Northern Ariz.	68 59	148	A	Eastern Wash.	57 64						
				328	H	Southern Utah	70 66	143	A	Idaho	60 61						

Non-Div I Games: Northwest (WA) 63 60 Multnomah 95 32

Portland St.

Loss, Non-Conf, S Site, H Home A Away N Neutral

Average RPI Win:	292	WON-LOST	WINNING	LAST 10	STRENGTH OF	OPP. STRENGTH	TEAM	ADJ.	CONF.	ADJ CONF.
Average RPI Loss:	197	RECORD	PCT. RANK	GAMES	SCHEDULE	OF SCHEDULE	RPI	RPI	RPI	RPI
DIV. I ONLY	13- 15	203	8- 2	265	348	234	234	32	32	
DIV. I NON-CONF.	0- 9	337	0- 0	70	272	303	303	32	32	

TOTALS	RPI 1-25	RPI 26-50	W-L RECORDS	RPI 51-100	RPI 101-999	RPI 201+				
13- 15	0- 1	0- 0	OVERALL	0- 1	13- 13	12- 8				
8- 3	0- 0	0- 0	HOME	0- 1	8- 2	7- 2				
5- 11	0- 1	0- 0	AWAY	0- 0	5- 10	5- 5				
0- 1	0- 0	0- 0	NEUTRAL	0- 0	0- 1	0- 1				
0- 9	0- 1	0- 0	NON-CONFERENCE	0- 1	0- 7	0- 3				
0- 1	0- 0	0- 0	HOME	0- 1	0- 0	0- 0				
0- 7	0- 1	0- 0	AWAY	0- 0	0- 6	0- 2				
0- 1	0- 0	0- 0	NEUTRAL	0- 0	0- 1	0- 1				
13- 6	0- 0	0- 0	CONFERENCE	0- 0	13- 6	12- 5				
8- 2	0- 0	0- 0	HOME	0- 0	8- 2	7- 2				
5- 4	0- 0	0- 0	AWAY	0- 0	5- 4	5- 3				
0- 0	0- 0	0- 0	NEUTRAL	0- 0	0- 0	0- 0				

RPI 1-25				RPI 26-50				RPI 51-100				RPI 101+				Team's RPI: 234
RPI	S	Opponent	Score	RPI	S	Opponent	Score	RPI	S	Opponent	Score	RPI	S	Opponent	Score	
15	A	Texas A&M	70 98					100	H	Rice	68 88	115	A	Colorado St.	59 71	
												122	A	Bethune-Cookman	52 77	
												132	A	Texas St.	57 84	
												166	A	Clemson	58 64	
												181	A	Southern U.	58 96	
												181	H	Southern U.	69 62	
												217	N	A&M-Corpus Christi	62 72	
												221	A	Texas Southern	61 56	
												221	H	Texas Southern	65 48	
												225	A	Grambling	79 81	
												225	H	Grambling	68 75	
												252	A	Texas Tech	60 89	
												291	A	Alcorn	96 76	
												291	H	Alcorn	72 73	
												298	A	Jackson St.	61 70	
												298	H	Jackson St.	66 64	
												298	H	Jackson St.	85 73	
												307	A	UTRGV	62 78	
												311	A	Alabama A&M	55 48	
												311	H	Alabama A&M	84 73	
												314	A	Alabama St.	68 70	
												314	H	Alabama St.	69 63	
												332	A	Ark.-Pine Bluff	89 72	
												332	H	Ark.-Pine Bluff	64 52	
												341	A	Mississippi Val.	75 74	
												341	H	Mississippi Val.	78 73	

LAST 12 Division I GAMES:																
298	H	Jackson St.	66 64	332	A	Ark.-Pine Bluff	89 72	298	H	Jackson St.	85 73					
181	A	Southern U.	58 96	225	H	Grambling	68 75									
291	A	Alcorn	96 76	221	H	Texas Southern	65 48									
311	H	Alabama A&M	84 73	311	A	Alabama A&M	55 48									
314	H	Alabama St.	69 63	314	A	Alabama St.	68 70									
341	A	Mississippi Val.	75 74													

Non-Div I Games: Texas-Tyler 99 56 Arlington Baptist 116 73

Prairie View

Loss,
Non-Conf, S Site,
H Home
A Away
N Neutral

Average RPI Win:	264	WON-LOST	WINNING	LAST 10	STRENGTH OF	OPP. STRENGTH	TEAM	ADJ.	CONF.	ADJ CONF.
Average RPI Loss:	176	RECORD	PCT. RANK	GAMES	SCHEDULE	OF SCHEDULE	RPI	RPI	RPI	RPI
DIV. I ONLY	12- 17	224	5- 5	239	290	246	246	27	27	
DIV. I NON-CONF.	3- 8	268	0- 0	180	142	253	253	28	28	

TOTALS	RPI 1-25	RPI 26-50	W-L RECORDS	RPI 51-100	RPI 101-999	RPI 201+				
12- 17	0- 2	0- 0	OVERALL	0- 3	12- 12	10- 7				
7- 6	0- 0	0- 0	HOME	0- 1	7- 5	5- 4				
5- 11	0- 0	0- 0	AWAY	0- 1	5- 1	5- 0				
0- 0	0- 0	0- 0	NEUTRAL	0- 0	0- 0	0- 0				
3- 8	0- 2	0- 0	NON-CONFERENCE	0- 1	3- 5	2- 3				
2- 2	0- 0	0- 0	HOME	0- 0	2- 2	1- 2				
1- 6	0- 2	0- 0	AWAY	0- 1	1- 3	1- 1				
0- 0	0- 0	0- 0	NEUTRAL	0- 0	0- 0	0- 0				
9- 9	0- 0	0- 0	CONFERENCE	0- 2	9- 7	8- 4				
5- 4	0- 0	0- 0	HOME	0- 1	5- 3	4- 2				
4- 5	0- 0	0- 0	AWAY	0- 1	4- 4	4- 2				
0- 0	0- 0	0- 0	NEUTRAL	0- 0	0- 0	0- 0				

RPI 1-25				RPI 26-50				RPI 51-100				RPI 101+ Team's RPI: 246			
RPI	S	Opponent	Score	RPI	S	Opponent	Score	RPI	S	Opponent	Score	RPI	S	Opponent	Score
10	A	UCLA	40 76					56	A	Bel mont	48 90	105	A	Chattanooga	51 71
18	A	Duke	45 79					87	A	Li berty	55 63	117	A	North Carolina	56 91
								87	H	Li berty	64 76	134	A	Radford	55 93
												134	H	Radford	40 64
												188	H	Furman	76 75
												191	A	High Point	55 81
												191	H	High Point	62 55
												219	H	UNCG	57 64
												223	A	UNC Asheville	76 74
												223	H	UNC Asheville	72 63
												228	A	Gardner-Webb	60 50
												228	H	Gardner-Webb	72 69
												254	A	Campbell	40 53
												254	H	Campbell	65 59
												270	A	San Diego St.	50 77
												300	H	Kennesaw St.	51 60
												303	A	USC Upstate	83 69
												320	H	N.C. Central	69 60
												322	A	Charleston So.	81 58
												322	H	Charleston So.	61 64
												343	A	Winthrop	64 58
												343	H	Winthrop	78 45
												344	A	Longwood	56 66
												344	H	Longwood	60 75

LAST 12 Division I GAMES:															
322	A	Charleston So.	81 58	344	H	Longwood	60 75								
223	H	UNC Asheville	72 63	343	A	Winthrop	64 58								
134	H	Radford	40 64	87	A	Li berty	55 63								
228	A	Gardner-Webb	60 50	322	H	Charleston So.	61 64								
191	H	High Point	62 55	223	A	UNC Asheville	76 74								
254	A	Campbell	40 53	343	H	Winthrop	78 45								

Non-Div I Games:

Presbyterian

Average RPI Win:	159	WON-LOST	WINNING	LAST 10	STRENGTH OF	OPP. STRENGTH	TEAM	ADJ.	CONF.	ADJ CONF.
Average RPI Loss:	63	RECORD	PCT. RANK	GAMES	SCHEDULE	OF SCHEDULE	RPI	RPI	RPI	RPI
DIV. I ONLY	22- 5	18	9- 1	91	92	30	30	9	9	
DIV. I NON-CONF.	10- 3	52	0- 0	118	47	48	48	9	9	

TOTALS	RPI 1-25	RPI 26-50	W-L RECORDS	RPI 51-100	RPI 101-999	RPI 201+				
22- 5	0- 0	1- 2	OVERALL	4- 2	17- 1	7- 0				
10- 2	0- 0	0- 1	HOME	3- 1	7- 0	3- 0				
10- 3	0- 0	1- 1	AWAY	1- 1	8- 1	4- 0				
2- 0	0- 0	0- 0	NEUTRAL	0- 0	2- 0	0- 0				
10- 3	0- 0	1- 2	NON-CONFERENCE	1- 1	8- 0	3- 0				
3- 2	0- 0	0- 1	HOME	1- 1	2- 0	1- 0				
5- 1	0- 0	1- 1	AWAY	0- 0	4- 0	2- 0				
2- 0	0- 0	0- 0	NEUTRAL	0- 0	2- 0	0- 0				
12- 2	0- 0	0- 0	CONFERENCE	3- 1	9- 1	4- 0				
7- 0	0- 0	0- 0	HOME	2- 0	5- 0	2- 0				
5- 2	0- 0	0- 0	AWAY	1- 1	4- 1	2- 0				
0- 0	0- 0	0- 0	NEUTRAL	0- 0	0- 0	0- 0				

RPI 1-25				RPI 26-50				Team's RPI: 30				RPI 51-100				RPI 101+			
RPI	S	Opponent	Score	RPI	S	Opponent	Score	RPI	S	Opponent	Score	RPI	S	Opponent	Score	RPI	S	Opponent	Score
				29	H	Villanova	59 62	51	A	Harvard	58 72	104	H	Delaware	78 60				
				35	A	Quinnipiac	60 46	51	H	Harvard	80 47	105	N	Chattanooga	59 49				
				39	A	Rutgers	50 70	61	A	Penn	70 55	119	A	Dartmouth	79 67				
								61	H	Penn	60 40	119	H	Dartmouth	82 63				
								68	H	Georgia Tech	56 67	124	A	Seton Hall	85 83				
								78	H	George Washington	72 52	127	A	Yale	59 73				
												127	H	Yale	64 53				
												137	N	Saint Joseph's	63 54				
												172	A	Brown	77 62				
												172	H	Brown	79 44				
												185	A	Davidson	63 57				
												211	A	Columbia	74 46				
												211	H	Columbia	69 47				
												236	A	Lafayette	53 45				
												267	A	Cornell	72 40				
												267	H	Cornell	75 54				
												324	H	UMBC	77 40				
												329	A	Wagner	58 37				
LAST 12 Division I GAMES:																			
				127	H	Yale	64 53	61	H	Penn	60 40								
				172	H	Brown	79 44	119	H	Dartmouth	82 63								
				51	A	Harvard	58 72	51	H	Harvard	80 47								
				119	A	Dartmouth	79 67	172	A	Brown	77 62								
				211	A	Columbia	74 46	127	A	Yale	59 73								
				267	A	Cornell	72 40	267	H	Cornell	75 54								

Non-Div I Games:

Princeton

Average RPI	Win:	181	WON-LOST	WINNING	LAST 10	STRENGTH OF	OPP. STRENGTH	TEAM	ADJ.	CONF.	ADJ CONF.
Average RPI	Loss:	98	RECORD	PCT. RANK	GAMES	SCHEDULE	OF SCHEDULE	RPI	RPI	RPI	RPI
DIV. I ONLY		10- 21	268	2- 8	140	70	218	218	6	6	
DIV. I NON-CONF.		7- 5	132	0- 0	269	143	186	186	6	6	

TOTALS	RPI 1-25		RPI 26-50		W-L RECORDS	RPI 51-100		RPI 101-999		RPI 201+	
10- 21	0- 4		0- 5		OVERALL	3- 3		7- 9		4- 3	
4- 10	0- 2		0- 2		HOME	1- 2		3- 4		3- 1	
3- 10	0- 2		0- 3		AWAY	1- 1		2- 4		0- 2	
3- 1	0- 0		0- 0		NEUTRAL	1- 0		2- 1		1- 0	
7- 5	0- 0		0- 1		NON-CONFERENCE	1- 1		6- 3		3- 2	
2- 3	0- 0		0- 0		HOME	0- 1		2- 2		2- 1	
2- 2	0- 0		0- 1		AWAY	0- 0		2- 1		0- 1	
3- 0	0- 0		0- 0		NEUTRAL	1- 0		2- 0		1- 0	
3- 16	0- 4		0- 4		CONFERENCE	2- 2		1- 6		1- 1	
2- 7	0- 2		0- 2		HOME	1- 1		1- 2		1- 0	
1- 8	0- 2		0- 2		AWAY	1- 1		0- 3		0- 1	
0- 1	0- 0		0- 0		NEUTRAL	0- 0		0- 1		0- 0	

RPI	S	Opponent	Score	RPI	S	Opponent	Score	RPI	S	Opponent	Score	RPI	S	Opponent	Score	Team's RPI: 218
20	A	DePaul	47 81	29	A	Villanova	43 70	73	A	St. John's (NY)	49 44	124	A	Seton Hall	56 65	
20	H	DePaul	48 71	29	H	Villanova	55 63	73	H	St. John's (NY)	70 68	124	H	Seton Hall	56 65	
25	A	Marquette	61 94	35	A	Quinnipiac	36 62	85	N	Wright St.	74 69	127	A	Yale	55 51	
25	H	Marquette	60 77	48	A	Creighton	56 73	93	H	Penn St.	51 60	129	A	Butler	57 68	
				48	H	Creighton	84 87	99	A	Georgetown	48 74	129	H	Butler	48 69	
								99	H	Georgetown	43 75	129	N	Butler	67 73	
												139	A	Northeastern	98 95	
												172	H	Brown	59 64	
												200	N	Stetson	56 45	
												209	H	Boston College	63 55	
												211	H	Columbia	64 73	
												226	A	Xavier	59 68	
												226	H	Xavier	69 48	
												249	A	Sacred Heart	75 78	
												335	H	Rhode Island	65 41	
												340	N	Savannah St.	78 48	

LAST 12 Division I GAMES:																
129	N	Butler	67 73	20	A	DePaul	47 81	124	H	Seton Hall	56 65	25	A	Marquette	61 94	
99	A	Georgetown	48 74	73	H	St. John's (NY)	70 68	129	A	Butler	57 68					
29	A	Villanova	43 70	226	H	Xavier	69 48	226	A	Xavier	59 68					
129	H	Butler	48 69													
48	H	Creighton	84 87													

Non-Div I Games:

Providence

Average RPI Win:	130	WON-LOST	WINNING	LAST 10	STRENGTH OF	OPP. STRENGTH	TEAM	ADJ.	CONF.	ADJ CONF.
Average RPI Loss:	57	RECORD	PCT. RANK	GAMES	SCHEDULE	OF SCHEDULE	RPI	RPI	RPI	RPI
DIV. I ONLY	18- 13	124	5- 5	19	62	62	62	3	3	
DIV. I NON-CONF.	9- 5	99	0- 0	17	133	55	55	4	4	

TOTALS	RPI 1-25	RPI 26-50	W-L RECORDS	RPI 51-100	RPI 101-999	RPI 201+				
18- 13	3- 1	2- 5	OVERALL	4- 5	9- 2	5- 0				
11- 5	0- 0	1- 2	HOME	4- 2	6- 1	3- 0				
6- 6	3- 1	1- 1	AWAY	0- 3	2- 1	2- 0				
1- 2	0- 0	0- 2	NEUTRAL	0- 0	1- 0	0- 0				
9- 5	1- 0	0- 2	NON-CONFERENCE	3- 1	5- 2	2- 0				
6- 2	0- 0	0- 1	HOME	3- 0	3- 1	1- 0				
2- 2	1- 0	0- 0	AWAY	0- 1	1- 1	1- 0				
1- 1	0- 0	0- 1	NEUTRAL	0- 0	1- 0	0- 0				
9- 8	2- 1	2- 3	CONFERENCE	1- 4	4- 0	3- 0				
5- 3	0- 0	1- 1	HOME	1- 2	3- 0	2- 0				
4- 4	2- 1	1- 1	AWAY	0- 2	1- 0	1- 0				
0- 1	0- 0	0- 1	NEUTRAL	0- 0	0- 0	0- 0				

RPI 1-25				RPI 26-50				RPI 51-100 Team's RPI: 62				RPI 101+			
RPI	S	Opponent	Score	RPI	S	Opponent	Score	RPI	S	Opponent	Score	RPI	S	Opponent	Score
6	A	Ohio St.	60 73	38	A	Michigan	81 79	54	A	Indiana	54 72	113	H	Ohio	71 77
17	A	Maryland	75 65	39	A	Rutgers	50 58	54	H	Indiana	44 52	114	A	Utah	68 81
21	A	Iowa	76 70	39	H	Rutgers	47 33	60	A	Nebraska	51 75	148	H	Eastern Wash.	65 40
24	A	Central Mich.	79 69	39	N	Rutgers	60 62	65	H	Michigan St.	68 82	157	N	Marist	61 47
				40	H	Minnesota	74 78	68	A	Georgia Tech	55 68	158	H	UT Martin	60 58
				44	H	Ball St.	60 66	77	H	Miami (OH)	75 66	175	H	Northwestern	63 60
				49	N	Southern California	46 58	79	H	Saint Mary's (CA)	70 60	204	H	Wisconsin	57 35
								90	H	Lamar University	79 64	240	A	Illinois	73 54
								93	H	Penn St.	88 73	240	H	Illinois	64 51
												257	A	Hawaii	79 67
												291	H	Valparaiso	95 49
LAST 12 Division I GAMES:															
				39	N	Rutgers	60 62	40	H	Minnesota	74 78				
				65	H	Michigan St.	68 82	240	A	Illinois	73 54				
				240	H	Illinois	64 51	38	A	Michigan	81 79				
				6	A	Ohio St.	60 73	93	H	Penn St.	88 73				
				17	A	Maryland	75 65	60	A	Nebraska	51 75				
				54	H	Indiana	44 52	175	H	Northwestern	63 60				

Non-Div I Games:

Purdue

Average RPI	Win: 224	WON-LOST	WINNING	LAST 10	STRENGTH OF	OPP. STRENGTH	TEAM	ADJ.	CONF.	ADJ CONF.
Average RPI	Loss: 29	RECORD	PCT. RANK	GAMES	SCHEDULE	OF SCHEDULE	RPI	RPI	RPI	RPI
DIV. I ONLY	27- 5	13	10- 0	116	224	35	35	28	28	
DIV. I NON-CONF.	6- 5	153	0- 0	5	17	18	18	26	26	
TOTALS	RPI 1-25	RPI 26-50	W-L RECORDS	RPI 51-100	RPI 101-999	RPI 201+				
27- 5	1- 3	2- 1	OVERALL	0- 1	24- 0	17- 0				
12- 1	0- 0	2- 1	HOME	0- 0	10- 0	8- 0				
12- 3	1- 2	0- 0	AWAY	0- 1	11- 0	7- 0				
3- 1	0- 1	0- 0	NEUTRAL	0- 0	3- 0	2- 0				
6- 5	1- 3	2- 1	NON-CONFERENCE	0- 1	3- 0	1- 0				
3- 1	0- 0	2- 1	HOME	0- 0	1- 0	1- 0				
3- 3	1- 2	0- 0	AWAY	0- 1	2- 0	0- 0				
0- 1	0- 1	0- 0	NEUTRAL	0- 0	0- 0	0- 0				
21- 0	0- 0	0- 0	CONFERENCE	0- 0	21- 0	16- 0				
9- 0	0- 0	0- 0	HOME	0- 0	9- 0	7- 0				
9- 0	0- 0	0- 0	AWAY	0- 0	9- 0	7- 0				
3- 0	0- 0	0- 0	NEUTRAL	0- 0	3- 0	2- 0				

RPI 1-25				RPI 26-50				Team's RPI: 35				RPI 51-100				RPI 101+			
RPI	S	Opponent	Score	RPI	S	Opponent	Score	RPI	S	Opponent	Score	RPI	S	Opponent	Score	RPI	S	Opponent	Score
6	A	Ohio St.	63 95	30	H	Princeton	46 60	65	A	Michigan St.	55 74	157	A	Marist	80 74				
21	A	Iowa	67 83	33	H	Dayton	72 66					157	H	Marist	62 56				
23	N	Missouri	51 66	37	H	Northern Colo.	60 49					157	N	Marist	67 58				
24	A	Central Mich.	84 70									173	A	Hampton	64 58				
												197	A	Richmond	81 65				
												199	A	Siena	83 72				
												199	H	Siena	68 54				
												218	H	Providence	62 36				
												232	A	Niagara	84 55				
												232	H	Niagara	77 61				
												253	A	Rider	80 59				
												253	H	Rider	73 66				
												253	N	Rider	82 62				
												265	A	Manhattan	80 64				
												273	A	Fairfield	58 39				
												273	H	Fairfield	77 45				
												284	A	Monmouth	76 55				
												284	H	Monmouth	77 57				
												284	N	Monmouth	83 44				
												286	A	Canisius	84 55				
												286	H	Canisius	64 39				
												342	A	Iona	74 38				
												342	H	Iona	90 47				
												347	H	Saint Peter's	86 39				
				LAST 12 Division I GAMES:															
				157	N	Marist	67 58		199	A	Siena	83 72							
				253	N	Rider	82 62		286	H	Canisius	64 39							
				284	N	Monmouth	83 44		342	H	Iona	90 47							
				284	H	Monmouth	77 57		273	A	Fairfield	58 39							
				253	A	Rider	80 59		232	A	Niagara	84 55							
				157	A	Marist	80 74		286	A	Canisius	84 55							

Non-Div I Games:

Qui nni pi ac

Average RPI Win:	264	WON-LOST	WINNING	LAST 10	STRENGTH OF	OPP. STRENGTH	TEAM	ADJ.	CONF.	ADJ CONF.
Average RPI Loss:	156	RECORD	PCT. RANK	GAMES	SCHEDULE	OF SCHEDULE	RPI	RPI	RPI	RPI
DIV. I ONLY	21- 7	46	10- 0	331	263	134	134	27	27	
DIV. I NON-CONF.	6- 4	122	0- 0	337	84	212	212	28	28	

TOTALS	RPI 1-25	RPI 26-50	W-L RECORDS	RPI 51-100	RPI 101-999	RPI 201+				
21- 7	0- 0	0- 0	OVERALL	1- 3	20- 4	18- 3				
11- 1	0- 0	0- 0	HOME	1- 0	10- 1	9- 1				
8- 5	0- 0	0- 0	AWAY	0- 0	8- 2	7- 2				
2- 1	0- 0	0- 0	NEUTRAL	0- 1	2- 0	2- 0				
6- 4	0- 0	0- 0	NON-CONFERENCE	0- 2	6- 2	6- 1				
3- 0	0- 0	0- 0	HOME	0- 0	3- 0	3- 0				
1- 3	0- 0	0- 0	AWAY	0- 1	1- 2	1- 1				
2- 1	0- 0	0- 0	NEUTRAL	0- 1	2- 0	2- 0				
15- 3	0- 0	0- 0	CONFERENCE	1- 1	14- 2	12- 2				
8- 1	0- 0	0- 0	HOME	1- 0	7- 1	6- 1				
7- 2	0- 0	0- 0	AWAY	0- 1	7- 1	6- 1				
0- 0	0- 0	0- 0	NEUTRAL	0- 0	0- 0	0- 0				

RPI 1-25				RPI 26-50				RPI 51-100				RPI 101+				Team's RPI: 134
RPI	S	Opponent	Score	RPI	S	Opponent	Score	RPI	S	Opponent	Score	RPI	S	Opponent	Score	
								63	N	West Virginia	55 75	117	A	North Carolina	46 79	
								67	A	Virginia Tech	42 68	191	A	High Point	63 48	
								87	A	Liberty	56 61	191	H	High Point	50 47	
								87	H	Liberty	52 45	219	H	UNCG	56 53	
												223	A	UNC Asheville	64 48	
												223	H	UNC Asheville	56 67	
												228	A	Gardner-Webb	53 69	
												228	H	Gardner-Webb	66 46	
												244	N	Abilene Christian	71 65	
												246	A	Presbyterian	64 40	
												246	H	Presbyterian	93 55	
												254	A	Campbell	51 50	
												254	H	Campbell	56 36	
												264	H	Appalachian St.	61 40	
												280	N	Towson	69 66	
												282	H	VCU	79 62	
												305	A	Western Caro.	27 39	
												313	A	Tennessee Tech	60 41	
												322	A	Charleston So.	61 56	
												322	H	Charleston So.	74 57	
												343	A	Winthrop	70 30	
												343	H	Winthrop	78 52	
												344	A	Longwood	52 33	
												344	H	Longwood	81 39	
LAST 12 Division I GAMES:																
				254	H	Campbell	56 36	322	H	Charleston So.	74 57					
				191	A	High Point	63 48	223	A	UNC Asheville	64 48					
				246	A	Presbyterian	64 40	228	H	Gardner-Webb	66 46					
				344	H	Longwood	81 39	254	A	Campbell	51 50					
				343	A	Winthrop	70 30	87	A	Liberty	56 61					
				87	H	Liberty	52 45	191	H	High Point	50 47					

Non-Div I Games: UVa-Wise 75 43

Radford

■ Loss,
 ■ Non-Conf,
 ■ S Site,
 ■ Home
 ■ Away
 N Neutral

Average RPI Win:	290	WON-LOST	WINNING	LAST 10	STRENGTH OF	OPP. STRENGTH	TEAM	ADJ.	CONF.	ADJ CONF.
Average RPI Loss:	160	RECORD	PCT. RANK	GAMES	SCHEDULE	OF SCHEDULE	RPI	RPI	RPI	RPI
DIV. I ONLY	3- 26	337	0- 10	213	179	335	335	13	13	
DIV. I NON-CONF.	2- 10	300	0- 0	223	261	318	318	10	10	

TOTALS	RPI 1-25	RPI 26-50	W-L RECORDS	RPI 51-100	RPI 101-999	RPI 201+				
3- 26	0- 0	0- 2	OVERALL	0- 6	3- 18	3- 8				
3- 9	0- 0	0- 1	HOME	0- 0	3- 8	3- 4				
0- 16	0- 0	0- 1	AWAY	0- 6	0- 9	0- 3				
0- 1	0- 0	0- 0	NEUTRAL	0- 0	0- 1	0- 1				
2- 10	0- 0	0- 1	NON-CONFERENCE	0- 2	2- 7	2- 3				
2- 2	0- 0	0- 1	HOME	0- 0	2- 1	2- 1				
0- 7	0- 0	0- 0	AWAY	0- 2	0- 5	0- 1				
0- 1	0- 0	0- 0	NEUTRAL	0- 0	0- 1	0- 1				
1- 16	0- 0	0- 1	CONFERENCE	0- 4	1- 11	1- 5				
1- 7	0- 0	0- 0	HOME	0- 0	1- 7	1- 3				
0- 9	0- 0	0- 1	AWAY	0- 4	0- 4	0- 2				
0- 0	0- 0	0- 0	NEUTRAL	0- 0	0- 0	0- 0				

Rhode Island

Rhode Island

RPI 1-25				RPI 26-50				RPI 51-100				RPI 101+				Team's RPI: 335	
RPI	S	Opponent	Score	RPI	S	Opponent	Score	RPI	S	Opponent	Score	RPI	S	Opponent	Score		
33	A	Dayton	58	116	61	A	Penn	66	84	109	H	George Mason	53	92			
40	H	Minnesota	60	82	65	A	Michigan St.	38	82	119	A	Dartmouth	54	70			
					74	A	Duquesne	71	80	121	H	Saint Louis	66	70			
					78	A	George Washington	52	65	137	A	Saint Joseph's	46	64			
					84	A	Fordham	53	75	156	A	Samford	37	67			
					84	A	Fordham	64	76	157	A	Marist	42	64			
										164	A	Jacksonville St.	53	63			
										185	A	Davidson	67	77			
										185	H	Davidson	67	79			
										197	H	Richmond	53	74			
										218	A	Providence	41	65			
										243	H	Holy Cross	63	69			
										248	H	La Salle	72	63			
										258	A	St. Bonaventure	70	81			
										258	H	St. Bonaventure	72	77			
										273	H	Fairfield	62	47			
										276	A	Massachusetts	50	87			
										276	H	Massachusetts	59	61			
										282	H	VCU	49	61			
										296	N	Bryant	52	58			
										348	H	UMass Lowell	81	64			
LAST 12 Division I GAMES:																	
84	A	Fordham	53	75	84	A	Fordham	64	76								
276	A	Massachusetts	50	87	185	H	Davidson	67	79								
258	H	St. Bonaventure	72	77	276	H	Massachusetts	59	61								
74	A	Duquesne	71	80	78	A	George Washington	52	65								
121	H	Saint Louis	66	70	248	H	La Salle	72	63								
137	A	Saint Joseph's	46	64	258	A	St. Bonaventure	70	81								

Non-Div I Games: Southern Conn. St. 57 62

Rhode Island

Average RPI Win:	232	WON-LOST	WINNING	LAST 10	STRENGTH OF	OPP. STRENGTH	TEAM	ADJ.	CONF.	ADJ CONF.
Average RPI Loss:	152	RECORD	PCT. RANK	GAMES	SCHEDULE	OF SCHEDULE	RPI	RPI	RPI	RPI
DIV. I ONLY	22- 8	51	5- 5	292	195	100	100	18	18	
DIV. I NON-CONF.	10- 2	32	0- 0	333	237	112	112	20	20	

TOTALS	RPI 1-25	RPI 26-50	W-L RECORDS	RPI 51-100	RPI 101-999	RPI 201+				
22- 8	0- 1	0- 0	OVERALL	2- 1	20- 6	15- 2				
12- 1	0- 0	0- 0	HOME	2- 0	10- 1	8- 0				
8- 7	0- 1	0- 0	AWAY	0- 1	8- 5	6- 2				
2- 0	0- 0	0- 0	NEUTRAL	0- 0	2- 0	1- 0				
10- 2	0- 1	0- 0	NON-CONFERENCE	1- 0	9- 1	9- 0				
5- 0	0- 0	0- 0	HOME	1- 0	4- 0	4- 0				
5- 2	0- 1	0- 0	AWAY	0- 0	5- 1	5- 0				
0- 0	0- 0	0- 0	NEUTRAL	0- 0	0- 0	0- 0				
12- 6	0- 0	0- 0	CONFERENCE	1- 1	11- 5	6- 2				
7- 1	0- 0	0- 0	HOME	1- 0	6- 1	4- 0				
3- 5	0- 0	0- 0	AWAY	0- 1	3- 4	1- 2				
2- 0	0- 0	0- 0	NEUTRAL	0- 0	2- 0	1- 0				

RPI 1-25				RPI 26-50				RPI 51-100				RPI 101+			
RPI	S	Opponent	Score	RPI	S	Opponent	Score	RPI	S	Opponent	Score	RPI	S	Opponent	Score
15	A	Texas A&M	76 82					59	H	Western Ky.	73 58	111	A	Middle Tenn.	41 51
								75	A	UAB	63 70	111	N	Middle Tenn.	61 53
								95	H	Little Rock	58 51	136	A	Louisiana Tech	55 75
												136	H	Louisiana Tech	62 70
												168	A	Charlotte	62 55
												170	H	UTEP	56 42
												182	A	Kansas	65 73
												201	A	North Texas	50 49
												201	H	North Texas	47 45
												211	H	Columbia	67 44
												214	H	Southern Miss.	62 56
												217	A	A&M-Corpus Christi	67 56
												234	A	Prairie View	88 68
												242	A	Fla. Atlantic	67 53
												247	A	Grand Canyon	69 59
												259	A	UTSA	58 62
												259	H	UTSA	83 52
												279	H	Old Dominion	53 45
												279	N	Old Dominion	70 48
												299	A	FIU	58 68
												304	A	Northern Ariz.	88 83
												309	H	Houston Baptist	67 45
												310	H	Incarnate Word	60 43
												312	H	Marshall	87 44
												334	A	Sam Houston St.	79 50
												338	H	La.-Monroe	63 47
LAST 12 Division I GAMES:															
111	N	Middle Tenn.	61 53	111	A	Middle Tenn.	41 51	75	A	UAB	63 70	59	H	Western Ky.	73 58
279	N	Old Dominion	70 48	279	N	Old Dominion	70 48	136	A	Louisiana Tech	55 75	214	H	Southern Miss.	62 56
201	H	North Texas	47 45	201	H	North Texas	47 45	279	H	Old Dominion	53 45				
136	H	Louisiana Tech	62 70	136	H	Louisiana Tech	62 70								
259	A	UTSA	58 62	259	A	UTSA	58 62								
312	H	Marshall	87 44	312	H	Marshall	87 44								

Non-Div I Games:

Rice

R
i
c
h
m
o
n
d

Ri chmond				Through Games Of March 8, 2018							
Average RPI	Win:	249	WON-LOST	WINNING	LAST 10	STRENGTH OF	OPP. STRENGTH	TEAM	ADJ.	CONF.	ADJ CONF.
Average RPI	Loss:	118	RECORD	PCT. RANK	GAMES	SCHEDULE	OF SCHEDULE	RPI	RPI	RPI	RPI
DIV. I ONLY		14- 17	207	7- 3		193	157	197	197	13	13
DIV. I NON-CONF.		5- 8	220	0- 0		165	219	203	203	10	10

TOTALS		RPI 1-25	RPI 26-50		W-L RECORDS		RPI 51-100	RPI 101-999		RPI 201+	
14- 17		0- 0	0- 3		OVERALL		1- 4	13- 10		11- 1	
3- 10		0- 0	0- 2		HOME		0- 3	3- 5		2- 1	
10- 3		0- 0	0- 0		AWAY		1- 0	9- 0		8- 0	
1- 4		0- 0	0- 1		NEUTRAL		0- 1	1- 2		1- 0	
5- 8		0- 0	0- 1		NON-CONFERENCE		0- 2	5- 5		4- 0	
0- 4		0- 0	0- 1		HOME		0- 1	0- 2		0- 0	
4- 1		0- 0	0- 0		AWAY		0- 0	4- 1		3- 0	
1- 3		0- 0	0- 0		NEUTRAL		0- 1	1- 2		1- 0	
9- 9		0- 0	0- 2		CONFERENCE		1- 2	8- 5		7- 1	
3- 6		0- 0	0- 1		HOME		0- 2	3- 3		2- 1	
6- 2		0- 0	0- 0		AWAY		1- 0	5- 2		5- 0	
0- 1		0- 0	0- 1		NEUTRAL		0- 0	0- 0		0- 0	

RPI 1-25				RPI 26-50				RPI 51-100				RPI 101+ Team's RPI: 197			
RPI	S	Opponent	Score	RPI	S	Opponent	Score	RPI	S	Opponent	Score	RPI	S	Opponent	Score
				33	H	Dayton	59 66	71	H	Navy	56 76	108	H	Wake Forest	81 85
				33	N	Dayton	58 67	74	H	Duquesne	70 78	109	A	George Mason	56 77
				35	H	Quinnipiac	65 81	78	A	George Washington	49 36	121	H	Saint Louis	61 79
								84	H	Fordham	38 43	122	N	Bethune-Cookman	50 63
								85	N	Wright St.	69 85	137	A	Saint Joseph's	72 81
												154	H	William & Mary	64 78
												178	N	Florida	80 87
												185	H	Davidson	62 53
												185	H	Davidson	65 68
												193	A	East Carolina	65 64
												200	A	Stetson	67 72
												211	A	Columbia	85 79
												248	A	La Salle	60 57
												248	H	La Salle	77 51
												258	A	St. Bonaventure	79 57
												273	A	Fairfield	72 67
												276	A	Massachusetts	51 39
												276	H	Massachusetts	49 58
												279	A	Old Dominion	54 45
												282	A	VCU	77 68
												282	H	VCU	59 54
												335	A	Rhode Island	74 53
												340	N	Savannah St.	100 63

LAST 12 Division I GAMES:															
				33	N	Dayton	58 67	248	A	La Salle	60 57				
				185	H	Davidson	62 53	74	H	Duquesne	70 78				
				78	A	George Washington	49 36	276	A	Massachusetts	51 39				
				276	H	Massachusetts	49 58	282	A	VCU	77 68				
				282	H	VCU	59 54	33	H	Dayton	59 66				
				258	A	St. Bonaventure	79 57	84	H	Fordham	38 43				

R
i
c
h
m
o
n
d

Non-Div I Games:

Ri chmond

Loss, Non-Conf, S Site, H Home A Away N Neutral

Average RPI		Win: 296	WON-LOST RECORD	WINNING PCT. RANK	LAST 10 GAMES	STRENGTH OF SCHEDULE	OPP. STRENGTH OF SCHEDULE	TEAM RPI	ADJ. RPI	CONF. RPI	ADJ. CONF. RPI
Loss: 166											
DIV. I ONLY			14- 17	207	6- 4	305	292	253	253	28	28
DIV. I NON-CONF.			3- 8	268	0- 0	286	275	288	288	26	26
TOTALS		RPI 1-25		RPI 26-50		W-L RECORDS	RPI 51-100	RPI 101-999		RPI 201+	
14- 17	0- 0			0- 3		OVERALL	0- 2	14- 12		14- 6	
6- 7	0- 0			0- 1		HOME	0- 1	6- 5		6- 2	
7- 8	0- 0			0- 1		AWAY	0- 1	7- 6		7- 4	
1- 2	0- 0			0- 1		NEUTRAL	0- 0	1- 1		1- 0	
3- 8	0- 0			0- 0		NON-CONFERENCE	0- 2	3- 6		3- 3	
1- 3	0- 0			0- 0		HOME	0- 1	1- 2		1- 1	
2- 4	0- 0			0- 0		AWAY	0- 1	2- 3		2- 2	
0- 1	0- 0			0- 0		NEUTRAL	0- 0	0- 1		0- 0	
11- 9	0- 0			0- 3		CONFERENCE	0- 0	11- 6		11- 3	
5- 4	0- 0			0- 1		HOME	0- 0	5- 3		5- 1	
5- 4	0- 0			0- 1		AWAY	0- 0	5- 3		5- 2	
1- 1	0- 0			0- 1		NEUTRAL	0- 0	1- 0		1- 0	

[illegible]

Non-Div I Games:

Ri der

Average RPI Win:	263	WON-LOST	WINNING	LAST 10	STRENGTH OF	OPP. STRENGTH	TEAM	ADJ.	CONF.	ADJ CONF.
Average RPI Loss:	156	RECORD	PCT. RANK	GAMES	SCHEDULE	OF SCHEDULE	RPI	RPI	RPI	RPI
DIV. I ONLY	24- 6	27	9- 1	333	265	133	133	29	29	
DIV. I NON-CONF.	6- 4	122	0- 0	311	99	209	209	29	29	

TOTALS	RPI 1-25	RPI 26-50	W-L RECORDS	RPI 51-100	RPI 101-999	RPI 201+				
24- 6	0- 0	0- 0	OVERALL	0- 1	24- 5	21- 2				
14- 2	0- 0	0- 0	HOME	0- 0	14- 2	12- 1				
10- 3	0- 0	0- 0	AWAY	0- 1	10- 2	9- 1				
0- 1	0- 0	0- 0	NEUTRAL	0- 0	0- 1	0- 0				
6- 4	0- 0	0- 0	NON-CONFERENCE	0- 1	6- 3	4- 1				
3- 2	0- 0	0- 0	HOME	0- 0	3- 2	2- 1				
3- 1	0- 0	0- 0	AWAY	0- 1	3- 0	2- 0				
0- 1	0- 0	0- 0	NEUTRAL	0- 0	0- 1	0- 0				
18- 2	0- 0	0- 0	CONFERENCE	0- 0	18- 2	17- 1				
11- 0	0- 0	0- 0	HOME	0- 0	11- 0	10- 0				
7- 2	0- 0	0- 0	AWAY	0- 0	7- 2	7- 1				
0- 0	0- 0	0- 0	NEUTRAL	0- 0	0- 0	0- 0				

RPI 1-25				RPI 26-50				RPI 51-100				RPI 101+				Team's RPI: 133	
RPI	S	Opponent	Score	RPI	S	Opponent	Score	RPI	S	Opponent	Score	RPI	S	Opponent	Score		
								65	A	Michigan St.	58	100	110	A	Saint Francis (PA)	47	68
												110	H	Saint Francis (PA)	63	62	
												128	N	San Francisco	45	57	
												138	A	Cal Poly	66	50	
												139	H	Youngstown St.	84	52	
												149	H	Kent St.	31	46	
												207	H	Bowling Green	62	64	
												236	H	Lafayette	63	42	
												249	A	Sacred Heart	91	57	
												249	H	Sacred Heart	60	49	
												256	A	Northern Ky.	59	50	
												263	A	LIU Brooklyn	55	44	
												263	H	LIU Brooklyn	60	53	
												263	H	LIU Brooklyn	74	44	
												274	A	St. Francis Brooklyn	47	49	
												274	H	St. Francis Brooklyn	59	36	
												281	A	Fairleigh Dickinson	77	68	
												281	H	Fairleigh Dickinson	62	49	
												284	H	Monmouth	56	38	
												287	A	Central Conn. St.	67	51	
												287	H	Central Conn. St.	66	47	
												287	H	Central Conn. St.	60	54	
												293	A	Mt. St. Mary's	77	68	
												293	H	Mt. St. Mary's	66	54	
												296	A	Bryant	67	61	
												296	H	Bryant	72	49	
												329	A	Wagner	58	52	
												329	H	Wagner	49	46	
												333	A	Delaware St.	65	42	

LAST 12 Division I GAMES:																	
263	H	LIU Brooklyn	74	44	249	H	Sacred Heart	60	49	281	H	Fairleigh Dickinson	62	49			
287	H	Central Conn. St.	60	54	274	A	St. Francis Brooklyn	47	49	263	A	LIU Brooklyn	55	44			
293	H	Mt. St. Mary's	66	54	110	A	Saint Francis (PA)	47	68	287	H	Central Conn. St.	66	47			
329	H	Wagner	49	46													
287	A	Central Conn. St.	67	51													
296	A	Bryant	67	61													

Non-Div I Games: Clarion 67 60

Robert Morris

Average RPI Win: 109

Average RPI Loss: 53

WON-LOST
RECORDWINNING
PCT. RANKLAST 10
GAMESSTRENGTH OF
SCHEDULEOPP. STRENGTH
OF SCHEDULETEAM
RPIADJ.
RPICONF.
RPIADJ CONF.
RPIDIV. I ONLY
DIV. I NON-CONF.20- 12
12- 2100
213- 7
0- 015
3910
2139
1439
143
43
4

TOTALS

RPI 1-25

RPI 26-50

W-L RECORDS

RPI 51-100

RPI 101-999

RPI 201+

20- 12

1- 6

4- 0

OVERALL

7- 4

8- 2

3- 0

13- 3

1- 2

4- 0

HOME

3- 1

5- 0

2- 0

5- 6

0- 2

0- 0

AWAY

2- 3

3- 1

1- 0

2- 3

0- 2

0- 0

NEUTRAL

2- 0

0- 1

0- 0

12- 2

1- 1

2- 0

NON-CONFERENCE

3- 0

6- 1

1- 0

8- 0

1- 0

2- 0

HOME

1- 0

4- 0

1- 0

3- 0

0- 0

0- 0

AWAY

1- 0

2- 0

0- 0

1- 2

0- 1

0- 0

NEUTRAL

1- 0

0- 1

0- 0

8- 10

0- 5

2- 0

CONFERENCE

4- 4

2- 1

2- 0

5- 3

0- 2

2- 0

HOME

2- 1

1- 0

1- 0

2- 6

0- 2

0- 0

AWAY

1- 3

1- 1

1- 0

1- 1

0- 1

0- 0

NEUTRAL

1- 0

0- 0

0- 0

RPI 1-25

RPI 26-50

Team's RPI: 39

RPI 51-100

RPI 101+

RPI	S	Opponent	Score
6	A	Ohio St.	68 90
6	N	Ohio St.	57 82
11	N	South Carolina	68 78
16	H	NC State	57 53
17	A	Maryland	60 88
17	H	Maryland	54 72
21	H	Iowa	67 77

RPI	S	Opponent	Score
30	H	Princeton	70 50
31	H	Virginia	52 43
38	H	Michigan	63 56
40	H	Minnesota	80 70

RPI	S	Opponent	Score
54	A	Indiana	58 64
60	H	Nebraska	42 52
62	A	Purdue	33 47
62	H	Purdue	58 50
62	N	Purdue	62 60
65	A	Michigan St.	61 58
66	A	James Madison	76 63
80	H	Houston	75 57
93	A	Penn St.	67 70
93	H	Penn St.	70 65
96	N	Western Mich.	75 64

RPI	S	Opponent	Score
108	H	Wake Forest	65 51
112	N	Washington St.	60 63
124	H	Seton Hall	70 45
168	A	Charlotte	77 54
175	A	Northwestern	50 63
184	A	Temple	84 67
199	H	Siena	59 47
204	A	Wisconsin	63 50
240	H	Illinois	76 37
281	H	Fairleigh Dickinson	101 35

LAST 12 Division I GAMES:

6 N Ohio St.	57 82	6 A Ohio St.	68 90
62 N Purdue	62 60	38 H Michigan	63 56
175 A Northwestern	50 63	17 A Maryland	60 88
21 H Iowa	67 77	54 A Indiana	58 64
204 A Wisconsin	63 50	60 H Nebraska	42 52
17 H Maryland	54 72	93 A Penn St.	67 70

Non-Div I Games:

Rutgers

Loss,
 Non-Conf,
 S Site,
 H Home
A Away
 N Neutral

Average RPI Win:	262	WON-LOST	WINNING	LAST 10	STRENGTH OF	OPP. STRENGTH	TEAM	ADJ.	CONF.	ADJ CONF.
Average RPI Loss:	143	RECORD	PCT. RANK	GAMES	SCHEDULE	OF SCHEDULE	RPI	RPI	RPI	RPI
DIV. I ONLY	20- 5	27	8- 2	332	279	115	115	26	26	
DIV. I NON-CONF.	4- 3	143	0- 0	290	271	174	174	25	25	

TOTALS	RPI 1-25	RPI 26-50	W-L RECORDS	RPI 51-100	RPI 101-999	RPI 201+				
20- 5	0- 0	0- 0	OVERALL	1- 3	19- 2	17- 2				
10- 1	0- 0	0- 0	HOME	1- 1	9- 0	8- 0				
8- 4	0- 0	0- 0	AWAY	0- 2	8- 2	7- 2				
2- 0	0- 0	0- 0	NEUTRAL	0- 0	2- 0	2- 0				
4- 3	0- 0	0- 0	NON-CONFERENCE	1- 1	3- 2	3- 2				
2- 0	0- 0	0- 0	HOME	1- 0	1- 0	1- 0				
0- 3	0- 0	0- 0	AWAY	0- 1	0- 2	0- 2				
2- 0	0- 0	0- 0	NEUTRAL	0- 0	2- 0	2- 0				
16- 2	0- 0	0- 0	CONFERENCE	0- 2	16- 0	14- 0				
8- 1	0- 0	0- 0	HOME	0- 1	8- 0	7- 0				
8- 1	0- 0	0- 0	AWAY	0- 1	8- 0	7- 0				
0- 0	0- 0	0- 0	NEUTRAL	0- 0	0- 0	0- 0				

RPI 1-25				RPI 26-50				RPI 51-100				RPI 101+				Team's RPI: 115
RPI	S	Opponent	Score	RPI	S	Opponent	Score	RPI	S	Opponent	Score	RPI	S	Opponent	Score	
								58	H	South Dakota	77 55	126	A	Central Ark.	55 50	
								89	A	Kansas St.	49 74	126	H	Central Ark.	59 46	
								90	A	Lamar University	65 79	210	A	Montana St.	54 59	
								90	H	Lamar University	58 75	217	H	A&M-Corpus Christi	59 58	
												227	A	Nicholls St.	86 73	
												233	A	New Orleans	74 67	
												235	A	Montana	52 60	
												244	A	Abilene Christian	78 52	
												244	H	Abilene Christian	66 55	
												278	H	McNeese	73 58	
												291	N	Alcorn	83 79	
												297	H	Southeastern La.	79 67	
												309	A	Houston Baptist	76 54	
												310	A	Incarnate Word	75 50	
												310	H	Incarnate Word	60 49	
												314	N	Alabama St.	77 50	
												321	H	Coppin St.	72 59	
												334	A	Sam Houston St.	72 49	
												334	H	Sam Houston St.	75 53	
												337	A	Northwestern St.	70 62	
												337	H	Northwestern St.	83 48	

LAST 12 Division I GAMES:																
				334	A	Sam Houston St.	72 49	337	H	Northwestern St.	83 48					
				244	A	Abilene Christian	78 52	278	H	McNeese	73 58					
				90	H	Lamar University	58 75	90	A	Lamar University	65 79					
				126	A	Central Ark.	55 50	309	A	Houston Baptist	76 54					
				310	A	Incarnate Word	75 50	334	H	Sam Houston St.	75 53					
				217	H	A&M-Corpus Christi	59 58	126	H	Central Ark.	59 46					

Non-Div I Games: Howard Payne 105 35 Central Baptist 97 34 Tex. A&M-Commerce 83 61 Cent. Christian (KS) 105 32 SFA

SMU

S
M
U

SMU

Average RPI Win:	225	WON-LOST	WINNING	LAST 10	STRENGTH OF	OPP. STRENGTH	TEAM	ADJ.	CONF.	ADJ CONF.
Average RPI Loss:	141	RECORD	PCT. RANK	GAMES	SCHEDULE	OF SCHEDULE	RPI	RPI	RPI	RPI
DIV. I ONLY	6- 23	316	4- 6	112	184	271	271	19	19	
DIV. I NON-CONF.	1- 9	318	0- 0	69	61	247	247	13	13	

TOTALS	RPI 1-25	RPI 26-50	W-L RECORDS	RPI 51-100	RPI 101-999	RPI 201+				
6- 23	0- 0	0- 2	OVERALL	0- 4	6- 17	5- 4				
4- 5	0- 0	0- 0	HOME	0- 0	4- 5	3- 1				
1- 15	0- 0	0- 1	AWAY	0- 4	1- 10	1- 2				
1- 3	0- 0	0- 1	NEUTRAL	0- 0	1- 2	1- 1				
1- 9	0- 0	0- 1	NON-CONFERENCE	0- 4	1- 4	1- 0				
0- 0	0- 0	0- 0	HOME	0- 0	0- 0	0- 0				
0- 7	0- 0	0- 0	AWAY	0- 4	0- 3	0- 0				
1- 2	0- 0	0- 1	NEUTRAL	0- 0	1- 1	1- 0				
5- 14	0- 0	0- 1	CONFERENCE	0- 0	5- 13	4- 4				
4- 5	0- 0	0- 0	HOME	0- 0	4- 5	3- 1				
1- 8	0- 0	0- 1	AWAY	0- 0	1- 7	1- 2				
0- 1	0- 0	0- 0	NEUTRAL	0- 0	0- 1	0- 1				

RPI 1-25				RPI 26-50				RPI 51-100				RPI 101+ Team's RPI: 271			
RPI	S	Opponent	Score	RPI	S	Opponent	Score	RPI	S	Opponent	Score	RPI	S	Opponent	Score
37	A	Northern Colo.	68 90	55	A	Arizona St.	58 106	118	A	Portland St.	73 74				
50	N	Miami (FL)	56 82	63	A	West Virginia	47 101	118	H	Portland St.	72 81				
				64	A	UC Davis	72 79	128	A	San Francisco	76 90				
				86	A	Kentucky	70 101	143	A	Idaho	66 101				
								143	H	Idaho	79 64				
								144	A	Idaho St.	71 83				
								144	H	Idaho St.	71 85				
								147	N	Northern Ill.	75 84				
								148	A	Eastern Wash.	76 83				
								148	H	Eastern Wash.	72 83				
								150	A	Weber St.	73 86				
								150	H	Weber St.	56 78				
								171	A	Nevada	68 95				
								190	A	Morehead St.	71 75				
								202	A	North Dakota	72 66				
								210	A	Montana St.	50 85				
								210	H	Montana St.	88 77				
								230	N	UC Riverside	99 72				
								235	A	Montana	59 68				
								235	H	Montana	79 64				
								235	N	Montana	80 87				
								304	H	Northern Ariz.	90 95				
								328	H	Southern Utah	79 77				
LAST 12 Division I GAMES:															
235	N	Montana	80 87	144	A	Idaho St.	71 83								
37	A	Northern Colo.	68 90	235	H	Montana	79 64								
202	A	North Dakota	72 66	210	H	Montana St.	88 77								
328	H	Southern Utah	79 77	143	A	Idaho	66 101								
304	H	Northern Ariz.	90 95	148	A	Eastern Wash.	76 83								
150	A	Weber St.	73 86	118	H	Portland St.	72 81								

Non-Div I Games: Antelope Valley 95 62

Sacramento St.

Average RPI Win:	268	WON-LOST	WINNING	LAST 10	STRENGTH OF	OPP. STRENGTH	TEAM	ADJ.	CONF.	ADJ CONF.
Average RPI Loss:	197	RECORD	PCT. RANK	GAMES	SCHEDULE	OF SCHEDULE	RPI	RPI	RPI	RPI
DIV. I ONLY	14- 17	207	7- 3	283	319	249	249	29	29	
DIV. I NON-CONF.	4- 7	226	0- 0	217	284	251	251	29	29	

TOTALS	RPI 1-25	RPI 26-50	W-L RECORDS	RPI 51-100	RPI 101-999	RPI 201+				
14- 17	0- 1	0- 0	OVERALL	0- 1	14- 15	13- 8				
8- 6	0- 0	0- 0	HOME	0- 0	8- 6	8- 3				
5- 11	0- 1	0- 0	AWAY	0- 1	5- 9	4- 5				
1- 0	0- 0	0- 0	NEUTRAL	0- 0	1- 0	1- 0				
4- 7	0- 1	0- 0	NON-CONFERENCE	0- 1	4- 5	4- 2				
3- 2	0- 0	0- 0	HOME	0- 0	3- 2	3- 1				
1- 5	0- 1	0- 0	AWAY	0- 1	1- 3	1- 1				
0- 0	0- 0	0- 0	NEUTRAL	0- 0	0- 0	0- 0				
10- 10	0- 0	0- 0	CONFERENCE	0- 0	10- 10	9- 6				
5- 4	0- 0	0- 0	HOME	0- 0	5- 4	5- 2				
4- 6	0- 0	0- 0	AWAY	0- 0	4- 6	3- 4				
1- 0	0- 0	0- 0	NEUTRAL	0- 0	1- 0	1- 0				

RPI 1-25				RPI 26-50				RPI 51-100				RPI 101+ Team's RPI: 249			
RPI	S	Opponent	Score	RPI	S	Opponent	Score	RPI	S	Opponent	Score	RPI	S	Opponent	Score
8	A	Florida St.	52 101					51	A	Harvard	62 70	110	A	Saint Francis (PA)	69 68
												110	A	Saint Francis (PA)	47 78
												110	H	Saint Francis (PA)	48 89
												133	A	Robert Morris	49 60
												133	H	Robert Morris	57 91
												172	A	Brown	77 102
												179	H	New Hampshire	47 74
												199	A	Siena	57 62
												208	H	Lehigh	65 55
												218	H	Providence	78 75
												255	H	Hofstra	81 86
												263	A	LIU Brooklyn	50 46
												263	H	LIU Brooklyn	63 43
												265	H	Manhattan	65 61
												274	A	St. Francis Brooklyn	48 63
												274	H	St. Francis Brooklyn	66 60
												281	A	Fairleigh Dickinson	59 69
												281	H	Fairleigh Dickinson	61 48
												284	A	Monmouth	64 69
												287	A	Central Conn. St.	59 69
												287	H	Central Conn. St.	71 73
												293	A	Mt. St. Mary's	82 52
												293	H	Mt. St. Mary's	56 44
												296	A	Bryant	56 60
												296	H	Bryant	73 81
												296	N	Bryant	80 63
												329	A	Wagner	72 55
												329	H	Wagner	61 49
												336	A	Florida A&M	73 68

LAST 12 Division I GAMES:															
110	A	Saint Francis (PA)	47 78	110	A	Saint Francis (PA)	69 68	293	H	Mt. St. Mary's	56 44	296	A	Bryant	56 60
296	N	Bryant	80 63	293	H	Mt. St. Mary's	56 44	329	H	Wagner	61 49	287	H	Central Conn. St.	71 73
281	H	Fairleigh Dickinson	61 48	329	H	Wagner	61 49	296	A	Bryant	56 60	274	A	St. Francis Brooklyn	48 63
263	H	LIU Brooklyn	63 43	296	A	Bryant	56 60	287	H	Central Conn. St.	71 73				
274	H	St. Francis Brooklyn	66 60	287	H	Central Conn. St.	71 73								
133	A	Robert Morris	49 60	274	A	St. Francis Brooklyn	48 63								

Non-Div I Games:

Sacred Heart

Average RPI Win:	264	WON-LOST	WINNING	LAST 10	STRENGTH OF	OPP. STRENGTH	TEAM	ADJ.	CONF.	ADJ CONF.
Average RPI Loss:	143	RECORD	PCT. RANK	GAMES	SCHEDULE	OF SCHEDULE	RPI	RPI	RPI	RPI
DIV. I ONLY	22- 9	61	9- 1	254	280	110	110	29	29	
DIV. I NON-CONF.	4- 7	226	0- 0	164	105	181	181	29	29	

TOTALS	RPI 1-25	RPI 26-50	W-L RECORDS	RPI 51-100	RPI 101-999	RPI 201+				
22- 9	0- 0	0- 1	OVERALL	0- 2	22- 6	19- 3				
11- 2	0- 0	0- 0	HOME	0- 0	11- 2	9- 1				
10- 6	0- 0	0- 1	AWAY	0- 2	10- 2	9- 0				
1- 1	0- 0	0- 0	NEUTRAL	0- 0	1- 1	1- 1				
4- 7	0- 0	0- 1	NON-CONFERENCE	0- 2	4- 4	2- 2				
1- 1	0- 0	0- 0	HOME	0- 0	1- 1	0- 0				
2- 5	0- 0	0- 1	AWAY	0- 2	2- 2	1- 1				
1- 1	0- 0	0- 0	NEUTRAL	0- 0	1- 1	1- 1				
18- 2	0- 0	0- 0	CONFERENCE	0- 0	18- 2	17- 1				
10- 1	0- 0	0- 0	HOME	0- 0	10- 1	9- 1				
8- 1	0- 0	0- 0	AWAY	0- 0	8- 1	8- 0				
0- 0	0- 0	0- 0	NEUTRAL	0- 0	0- 0	0- 0				

RPI 1-25				RPI 26-50				RPI 51-100				RPI 101+				Team's RPI: 110	
RPI	S	Opponent	Score	RPI	S	Opponent	Score	RPI	S	Opponent	Score	RPI	S	Opponent	Score		
				32	A	Gonzaga	74 97					103	A	Cincinnati	77 73		
								74	A	Duquesne	68 87	120	A	Boise St.	59 87		
								83	A	Tol edo	66 74	133	A	Robert Morris	62 63		
												133	H	Robert Morris	68 47		
												139	H	Youngstown St.	79 65		
												154	H	William & Mary	86 92		
												211	A	Columbia	81 94		
												229	N	Southeast Mo. St.	50 82		
												249	A	Sacred Heart	89 48		
												249	H	Sacred Heart	78 47		
												249	H	Sacred Heart	68 69		
												263	A	LIU Brookl yn	85 54		
												263	H	LIU Brookl yn	101 71		
												274	A	St. Franci s Brookl yn	94 71		
												274	H	St. Franci s Brookl yn	90 75		
												279	N	Old Domi ni on	79 68		
												281	A	Fai rl ei gh Dicki nson	80 56		
												281	H	Fai rl ei gh Dicki nson	89 70		
												281	H	Fai rl ei gh Dicki nson	80 61		
												287	A	Central Conn. St.	85 75		
												287	H	Central Conn. St.	87 59		
												293	A	Mt. St. Mary' s	79 69		
												293	H	Mt. St. Mary' s	92 88		
												296	A	Bryant	94 78		
												296	H	Bryant	87 69		
												318	A	Portl and	106 101		
												329	A	Wagner	79 76		
												329	H	Wagner	86 55		
LAST 12 Division I GAMES:																	
				249	H	Sacred Heart	78 47					281	H	Fai rl ei gh Dicki nson	80 61		
				281	H	Fai rl ei gh Dicki nson	89 70					249	H	Sacred Heart	68 69		
				329	H	Wagner	86 55					263	A	LIU Brookl yn	85 54		
				293	A	Mt. St. Mary' s	79 69					274	A	St. Franci s Brookl yn	94 71		
				296	A	Bryant	94 78					133	H	Robert Morris	68 47		
				287	A	Central Conn. St.	85 75					296	H	Bryant	87 69		

Non-Div I Games: Seton Hill 103 71

Saint Francis (PA)

Average RPI Win:	209	WON-LOST	WINNING	LAST 10	STRENGTH OF	OPP. STRENGTH	TEAM	ADJ.	CONF.	ADJ CONF.
Average RPI Loss:	113	RECORD	PCT. RANK	GAMES	SCHEDULE	OF SCHEDULE	RPI	RPI	RPI	RPI
DIV. I ONLY	18- 14	138	8- 2	166	128	137	137	13	13	
DIV. I NON-CONF.	5- 7	212	0- 0	146	160	166	166	10	10	

TOTALS	RPI 1-25	RPI 26-50	W-L RECORDS	RPI 51-100	RPI 101-999	RPI 201+				
18- 14	0- 0	0- 4	OVERALL	5- 4	13- 6	10- 2				
7- 6	0- 0	0- 2	HOME	0- 3	7- 1	6- 0				
9- 6	0- 0	0- 1	AWAY	4- 0	5- 5	4- 2				
2- 2	0- 0	0- 1	NEUTRAL	1- 1	1- 0	0- 0				
5- 7	0- 0	0- 3	NON-CONFERENCE	2- 1	3- 3	3- 1				
2- 2	0- 0	0- 1	HOME	0- 1	2- 0	2- 0				
3- 4	0- 0	0- 1	AWAY	2- 0	1- 3	1- 1				
0- 1	0- 0	0- 1	NEUTRAL	0- 0	0- 0	0- 0				
13- 7	0- 0	0- 1	CONFERENCE	3- 3	10- 3	7- 1				
5- 4	0- 0	0- 1	HOME	0- 2	5- 1	4- 0				
6- 2	0- 0	0- 0	AWAY	2- 0	4- 2	3- 1				
2- 1	0- 0	0- 0	NEUTRAL	1- 1	1- 0	0- 0				

RPI	S	Opponent	Score	RPI	S	Opponent	Score	RPI	S	Opponent	Score	RPI	S	Opponent	Score	Team's RPI: 137
29	A	Villanova	44 79	61	H	Penn	50 57	109	H	George Mason	57 65	121	A	Saint Louis	73 96	
30	N	Princeton	54 63	66	A	James Madison	73 66	121	N	Saint Louis	58 49	178	A	Florida	51 71	
33	H	Dayton	59 65	74	A	Duquesne	69 50	178	A	Temple	66 69	185	A	Davidson	64 62	
46	H	Drexel	58 65	74	H	Duquesne	42 61	184	A	La Salle	75 64	232	A	Niagara	93 69	
				78	H	George Washington	46 49	248	A	La Salle	70 49	258	A	St. Bonaventure	70 64	
				78	N	George Washington	49 65	276	A	Massachusetts	84 79	280	A	Towson	66 90	
				84	A	Fordham	52 50	282	A	VCU	54 56	282	H	VCU	79 41	
				84	N	Fordham	52 49	282	H	VCU	72 63	335	H	Rhode Island	64 46	
				92	A	Bucknell	77 53	345	H	Eastern Ill.	80 62	347	H	Saint Peter's	87 58	

LAST 12 Division I GAMES:																
78	N	George Washington	49 65	248	H	La Salle	70 49	185	A	Davidson	64 62	74	A	Duquesne	69 50	
121	N	Saint Louis	58 49	74	A	Duquesne	69 50	335	H	Rhode Island	64 46	109	H	George Mason	57 65	
84	N	Fordham	52 49	335	H	Rhode Island	64 46	282	A	VCU	54 56	282	H	VCU	79 41	
282	H	VCU	72 63	109	H	George Mason	57 65	282	H	VCU	72 63	335	H	Rhode Island	64 46	
84	A	Fordham	52 50	282	A	VCU	54 56	335	H	Rhode Island	64 46	109	H	George Mason	57 65	
78	H	George Washington	46 49													

Non-Div I Games:

Saint Joseph's

Average RPI Win:	178	WON-LOST	WINNING	LAST 10	STRENGTH OF	OPP. STRENGTH	TEAM	ADJ.	CONF.	ADJ CONF.
Average RPI Loss:	112	RECORD	PCT. RANK	GAMES	SCHEDULE	OF SCHEDULE	RPI	RPI	RPI	RPI
DIV. I ONLY	17- 15	162	5- 5	94	104	121	121	13	13	
DIV. I NON-CONF.	6- 7	184	0- 0	137	33	151	151	10	10	

TOTALS	RPI 1-25	RPI 26-50	W-L RECORDS	RPI 51-100	RPI 101-999	RPI 201+				
17- 15	0- 2	1- 2	OVERALL	4- 3	12- 8	6- 2				
10- 4	0- 0	1- 0	HOME	2- 2	7- 2	4- 0				
4- 9	0- 1	0- 1	AWAY	1- 1	3- 1	2- 0				
3- 2	0- 0	0- 1	NEUTRAL	1- 0	2- 1	0- 0				
6- 7	0- 2	0- 1	NON-CONFERENCE	1- 0	5- 4	2- 0				
3- 2	0- 0	0- 0	HOME	1- 0	2- 2	1- 0				
1- 4	0- 2	0- 0	AWAY	0- 0	1- 2	1- 0				
2- 1	0- 0	0- 1	NEUTRAL	0- 0	2- 0	0- 0				
11- 8	0- 0	1- 1	CONFERENCE	3- 3	7- 4	4- 2				
7- 2	0- 0	1- 0	HOME	1- 2	5- 0	3- 0				
3- 5	0- 0	0- 1	AWAY	1- 1	2- 3	1- 2				
1- 1	0- 0	0- 0	NEUTRAL	1- 0	0- 1	0- 0				

RPI 1-25				RPI 26-50				RPI 51-100				RPI 101+				Team's RPI: 121
RPI	S	Opponent	Score	RPI	S	Opponent	Score	RPI	S	Opponent	Score	RPI	S	Opponent	Score	
20	A	DePaul	78 86	28	N	LSU	59 71	74	H	Duquesne	66 76	109	A	George Mason	72 81	
23	A	Missouri	58 70	33	A	Dayton	76 101	74	N	Duquesne	71 65	112	A	Washington St.	63 85	
				33	H	Dayton	85 72	78	A	George Washington	72 69	123	N	Cleveland St.	80 64	
								78	H	George Washington	58 71	137	H	Saint Joseph's	96 73	
								84	A	Fordham	63 66	137	N	Saint Joseph's	49 58	
								84	H	Fordham	91 85	141	H	Loyola Marymount	60 62	
								95	H	Little Rock	48 45	153	H	Vanderbilt	69 74	
												162	A	SIUE	72 79	
												163	N	Ole Miss	79 64	
												185	H	Davidson	88 72	
												195	H	Tulsa	77 66	
												197	A	Richmond	79 61	
												248	A	La Salle	76 87	
												258	H	St. Bonaventure	78 55	
												260	H	Lipscomb	101 57	
												261	A	Indiana St.	60 59	
												276	H	Massachusetts	70 64	
												276	H	Massachusetts	64 63	
												282	A	VCU	84 88	
												335	A	Rhode Island	70 66	

LAST 12 Division I GAMES:																
137	N	Saint Joseph's	49 58	74	H	Duquesne	66 76	335	A	Rhode Island	70 66	248	A	La Salle	76 87	
74	N	Duquesne	71 65	276	H	Massachusetts	70 64	185	H	Davidson	88 72	84	H	Fordham	91 85	
33	H	Dayton	85 72	84	A	VCU	84 88	78	A	George Washington	72 69					
282	A	VCU	84 88													
78	H	George Washington	58 71													

Non-Div I Games:

Saint Louis

Average RPI Win:	173	WON-LOST	WINNING	LAST 10	STRENGTH OF	OPP. STRENGTH	TEAM	ADJ.	CONF.	ADJ CONF.
Average RPI Loss:	126	RECORD	PCT. RANK	GAMES	SCHEDULE	OF SCHEDULE	RPI	RPI	RPI	RPI
DIV. I ONLY	20- 10	83	7- 3	114	108	79	79	14	14	
DIV. I NON-CONF.	7- 4	102	0- 0	44	45	56	56	11	11	

TOTALS	RPI 1-25	RPI 26-50	W-L RECORDS	RPI 51-100	RPI 101-999	RPI 201+				
20- 10	0- 0	1- 2	OVERALL	1- 2	18- 6	6- 1				
11- 3	0- 0	0- 1	HOME	1- 1	10- 1	4- 0				
7- 6	0- 0	1- 1	AWAY	0- 1	6- 4	2- 1				
2- 1	0- 0	0- 0	NEUTRAL	0- 0	2- 1	0- 0				
7- 4	0- 0	0- 1	NON-CONFERENCE	1- 2	6- 1	1- 0				
4- 1	0- 0	0- 0	HOME	1- 1	3- 0	1- 0				
1- 3	0- 0	0- 1	AWAY	0- 1	1- 1	0- 0				
2- 0	0- 0	0- 0	NEUTRAL	0- 0	2- 0	0- 0				
13- 6	0- 0	1- 1	CONFERENCE	0- 0	12- 5	5- 1				
7- 2	0- 0	0- 1	HOME	0- 0	7- 1	3- 0				
6- 3	0- 0	1- 0	AWAY	0- 0	5- 3	2- 1				
0- 1	0- 0	0- 0	NEUTRAL	0- 0	0- 1	0- 0				

RPI 1-25				RPI 26-50				RPI 51-100				RPI 101+			
RPI	S	Opponent	Score	RPI	S	Opponent	Score	RPI	S	Opponent	Score	RPI	S	Opponent	Score
				32	A	Gonzaga	72 56	54	H	Indiana	88 82	112	H	Washington St.	81 75
				32	H	Gonzaga	65 73	62	A	Purdue	60 70	114	A	Utah	63 74
				43	A	Cal i forni a	80 87	64	H	UC Davi s	50 74	120	A	Boi se St.	74 72
												128	A	San Franci sco	73 59
												128	H	San Franci sco	72 64
												138	H	Cal Poly	82 64
												141	A	Loyol a Marymount	57 69
												141	H	Loyol a Marymount	65 75
												148	N	Eastern Wash.	76 56
												155	A	BYU	54 63
												155	H	BYU	57 49
												158	N	UT Martin	69 58
												165	A	San Di ego	75 53
												165	H	San Di ego	66 57
												186	A	Paci fi c	70 69
												186	H	Paci fi c	96 88
												186	N	Paci fi c	73 77
												205	H	UC Santa Barbara	89 59
												239	A	Pepperdi ne	82 75
												239	H	Pepperdi ne	75 62
												289	A	Santa Clara	72 51
												289	H	Santa Clara	59 46
												318	A	Portl and	65 68
												318	H	Portl and	77 49
LAST 12 Division I GAMES:															
				186	N	Paci fi c	73 77	141	H	Loyol a Marymount	65 75				
				289	A	Santa Clara	72 51	165	H	San Di ego	66 57				
				239	A	Pepperdi ne	82 75	128	A	San Franci sco	73 59				
				318	H	Portl and	77 49	318	A	Portl and	65 68				
				128	H	San Franci sco	72 64	155	A	BYU	54 63				
				32	A	Gonzaga	72 56	186	H	Paci fi c	96 88				

Non-Di v I Games:

Saint Mary's (CA)

Saint Peter's

Through Games Of March 8, 2018

Average RPI Win:	241	WON-LOST	WINNING	LAST 10	STRENGTH OF	OPP. STRENGTH	TEAM	ADJ.	CONF.	ADJ CONF.
Average RPI Loss:	240	RECORD	PCT. RANK	GAMES	SCHEDULE	OF SCHEDULE	RPI	RPI	RPI	RPI
DIV. I ONLY	4- 26	330	0- 10	345	318	347	347	28	28	
DIV. I NON-CONF.	3- 8	268	0- 0	309	340	315	315	26	26	

TOTALS	RPI 1-25	RPI 26-50	W-L RECORDS	RPI 51-100	RPI 101-999	RPI 201+				
4- 26	0- 0	0- 1	OVERALL	0- 0	4- 25	3- 19				
2- 11	0- 0	0- 0	HOME	0- 0	2- 11	2- 8				
1- 14	0- 0	0- 1	AWAY	0- 0	1- 12	1- 9				
1- 1	0- 0	0- 0	NEUTRAL	0- 0	1- 1	0- 1				
3- 8	0- 0	0- 0	NON-CONFERENCE	0- 0	3- 8	2- 5				
1- 3	0- 0	0- 0	HOME	0- 0	1- 3	1- 2				
1- 5	0- 0	0- 0	AWAY	0- 0	1- 5	1- 3				
1- 0	0- 0	0- 0	NEUTRAL	0- 0	1- 0	0- 0				
1- 18	0- 0	0- 1	CONFERENCE	0- 0	1- 17	1- 14				
1- 8	0- 0	0- 0	HOME	0- 0	1- 8	1- 6				
0- 9	0- 0	0- 1	AWAY	0- 0	0- 8	0- 7				
0- 1	0- 0	0- 0	NEUTRAL	0- 0	0- 1	0- 1				

RPI 1-25				RPI 26-50				RPI 51-100				RPI 101+				Team's RPI: 347
RPI	S	Opponent	Score	RPI	S	Opponent	Score	RPI	S	Opponent	Score	RPI	S	Opponent	Score	
				35	A	Quinnipiac	39 86					104	N	Delaware	90 87	
												124	A	Seton Hall	49 91	
												127	H	Yale	49 70	
												137	A	Saint Joseph's	58 87	
												157	H	Marist	53 86	
												199	A	Siena	36 70	
												199	H	Siena	59 62	
												232	A	Niagara	54 64	
												232	H	Niagara	52 87	
												232	N	Niagara	48 60	
												236	H	Lafayette	64 61	
												253	A	Rider	52 62	
												253	H	Rider	52 57	
												263	A	LIU Brooklyn	46 57	
												265	A	Manhattan	64 76	
												265	H	Manhattan	39 60	
												273	A	Fairfield	41 62	
												273	H	Fairfield	40 62	
												274	H	St. Francis Brooklyn	49 64	
												276	A	Massachusetts	65 81	
												281	A	Fairleigh Dickinson	59 69	
												284	A	Monmouth	44 51	
												284	H	Monmouth	67 47	
												286	A	Canisius	49 52	
												286	H	Canisius	53 66	
												339	A	NJIT	59 52	
												342	A	Iona	42 52	
												342	H	Iona	31 55	
												348	H	UMass Lowell	60 66	

LAST 12 Division I GAMES:																
				232	N	Niagara	48 60	286	A	Canisius	49 52					
				199	A	Siena	36 70	232	A	Niagara	54 64					
				265	H	Manhattan	39 60	199	H	Siena	59 62					
				273	H	Fairfield	40 62	342	A	Iona	42 52					
				342	H	Iona	31 55	284	H	Monmouth	67 47					
				253	A	Rider	52 62	157	H	Marist	53 86					

Non-Div I Games:

Saint Peter's

■ Loss,
 ■ Non-Conf,
 ■ S Site,
 ■ Home
 ■ Away
 N Neutral

Average RPI Win:	298	WON-LOST	WINNING	LAST 10	STRENGTH OF	OPP. STRENGTH	TEAM	ADJ.	CONF.	ADJ CONF.
Average RPI Loss:	192	RECORD	PCT. RANK	GAMES	SCHEDULE	OF SCHEDULE	RPI	RPI	RPI	RPI
DIV. I ONLY	2- 23	342	0- 10	165	341	334	334	26	26	
DIV. I NON-CONF.	1- 6	306	0- 0	43	344	273	273	25	25	

TOTALS	RPI 1-25	RPI 26-50	W-L RECORDS	RPI 51-100	RPI 101-999	RPI 201+				
2- 23	0- 0	0- 1	OVERALL	0- 3	2- 19	2- 13				
1- 12	0- 0	0- 0	HOME	0- 2	1- 10	1- 7				
1- 11	0- 0	0- 0	AWAY	0- 0	1- 2	1- 2				
0- 0	0- 0	0- 0	NEUTRAL	0- 0	0- 0	0- 0				
1- 6	0- 0	0- 1	NON-CONFERENCE	0- 1	1- 4	1- 2				
1- 3	0- 0	0- 0	HOME	0- 1	1- 2	1- 1				
0- 3	0- 0	0- 1	AWAY	0- 0	0- 2	0- 1				
0- 0	0- 0	0- 0	NEUTRAL	0- 0	0- 0	0- 0				
1- 17	0- 0	0- 0	CONFERENCE	0- 2	1- 15	1- 11				
0- 9	0- 0	0- 0	HOME	0- 1	0- 8	0- 6				
1- 8	0- 0	0- 0	AWAY	0- 1	1- 7	1- 5				
0- 0	0- 0	0- 0	NEUTRAL	0- 0	0- 0	0- 0				

RPI 1-25				RPI 26-50				RPI 51-100				RPI 101+ Team's RPI: 334			
RPI	S	Opponent	Score	RPI	S	Opponent	Score	RPI	S	Opponent	Score	RPI	S	Opponent	Score
				28	A	LSU	58 71	90	A	Lamar University	44 91	115	A	SFA	53 75
								90	H	Lamar University	44 68	115	H	SFA	49 72
								100	H	Rice	50 79	126	A	Central Ark.	44 69
												126	H	Central Ark.	53 73
												132	H	Texas St.	41 73
												145	A	Arkansas	54 65
												214	A	Southern Miss.	38 58
												217	A	A&M-Corpus Christi	48 62
												217	H	A&M-Corpus Christi	57 67
												221	H	Texas Southern	58 77
												227	H	Nicholls St.	65 70
												233	A	New Orleans	50 77
												244	A	Abilene Christian	65 83
												244	H	Abilene Christian	72 75
												278	H	McNeese	63 66
												297	A	Southeastern La.	57 52
												298	H	Jackson St.	74 68
												309	A	Houston Baptist	62 65
												309	H	Houston Baptist	61 69
												310	H	Incarinate Word	49 56
												337	A	Northwestern St.	60 63

LAST 12 Division I GAMES:															
115	H	SFA	49 72	217	A	A&M-Corpus Christi	48 62								
126	H	Central Ark.	53 73	244	H	Abilene Christian	72 75								
233	A	New Orleans	50 77	278	H	McNeese	63 66								
309	A	Houston Baptist	62 65	115	A	SFA	53 75								
227	H	Nicholls St.	65 70	297	A	Southeastern La.	57 52								
90	H	Lamar University	44 68	90	A	Lamar University	44 91								

Non-Div I Games: Wiley 80 41 St. Thomas Houston 68 66

Sam Houston St.

Average RPI Win: 224
Average RPI Loss: 104

WON-LOST
RECORD

WINNING
PCT. RANK

LAST 10
GAMES

STRENGTH OF
SCHEDULE

OPP. STRENGTH
OF SCHEDULE

TEAM
RPI

ADJ.
RPI

CONF.
RPI

ADJ CONF.
RPI

DIV. I ONLY	14- 16	199	5- 5	81	186	156	156	17	17
DIV. I NON-CONF.	7- 7	170	0- 0	59	171	119	119	16	16
TOTALS	RPI 1-25	RPI 26-50	W-L RECORDS	RPI 51-100	RPI 101-999	RPI 201+			
14- 16	0- 2	1- 3	OVERALL	0- 2	13- 9	8- 1			
10- 4	0- 0	1- 1	HOME	0- 0	9- 3	6- 0			
2- 10	0- 0	0- 0	AWAY	0- 0	2- 0	2- 0			
2- 2	0- 0	0- 1	NEUTRAL	0- 0	2- 1	0- 0			
7- 7	0- 2	1- 0	NON-CONFERENCE	0- 2	6- 3	3- 0			
6- 1	0- 0	1- 0	HOME	0- 0	5- 1	3- 0			
0- 5	0- 2	0- 0	AWAY	0- 2	0- 1	0- 0			
1- 1	0- 0	0- 0	NEUTRAL	0- 0	1- 1	0- 0			
7- 9	0- 0	0- 3	CONFERENCE	0- 0	7- 6	5- 1			
4- 3	0- 0	0- 1	HOME	0- 0	4- 2	3- 0			
2- 5	0- 0	0- 1	AWAY	0- 0	2- 4	2- 1			
1- 1	0- 0	0- 1	NEUTRAL	0- 0	1- 0	0- 0			

RPI	S	Opponent	Score	RPI	S	Opponent	Score	RPI	S	Opponent	Score	RPI	S	Opponent	Score	Team's RPI: 156
8	A	Florida St.	62 87	45	H	UCF	58 51	56	A	Bel mont	46 83	105	A	Chattanooga	58 68	
21	A	Iowa	59 80	47	A	Mercer	45 48	75	A	UAB	53 77	105	H	Chattanooga	65 71	
				47	H	Mercer	59 73					107	A	ETSU	48 76	
				47	N	Mercer	44 81					107	H	ETSU	52 64	
												142	H	Col orado	60 71	
												145	A	Arkansas	63 84	
												167	H	Troy	80 73	
												167	N	Troy	82 76	
												170	N	UTEP	33 46	
												173	H	Hampton	66 61	
												188	A	Furman	41 45	
												188	H	Furman	62 58	
												188	N	Furman	59 58	
												214	H	Southern Mi ss.	61 56	
												219	A	UNCG	60 53	
												219	H	UNCG	56 48	
												301	A	Wofford	46 58	
												301	H	Wofford	81 77	
												305	A	Western Caro.	50 32	
												305	H	Western Caro.	62 54	
												314	H	Al abama St.	58 39	
												335	H	Rhode Island	67 37	
LAST 12 Division I GAMES:																
				47	N	Mercer	44 81	47	A	Mercer	45 48					
				188	N	Furman	59 58	188	H	Furman	62 58					
				105	H	Chattanooga	65 71	301	H	Wofford	81 77					
				107	H	ETSU	52 64	107	A	ETSU	48 76					
				305	A	Western Caro.	50 32	105	A	Chattanooga	58 68					
				219	A	UNCG	60 53	219	H	UNCG	56 48					

Non-Div I Games:

AUM

59 46

Samford

Loss, Non-Conf, S Site, H Home A Away N Neutral

Average RPI Win:	209	WON-LOST	WINNING	LAST 10	STRENGTH OF	OPP. STRENGTH	TEAM	ADJ.	CONF.	ADJ CONF.
Average RPI Loss:	147	RECORD	PCT. RANK	GAMES	SCHEDULE	OF SCHEDULE	RPI	RPI	RPI	RPI
DIV. I ONLY	16- 15	171	5- 5	189	140	165	165	14	14	
DIV. I NON-CONF.	6- 4	122	0- 0	277	224	147	147	11	11	

TOTALS	RPI 1-25	RPI 26-50	W-L RECORDS	RPI 51-100	RPI 101-999	RPI 201+				
16- 15	0- 0	1- 4	OVERALL	0- 2	15- 9	8- 5				
8- 5	0- 0	1- 1	HOME	0- 1	7- 3	6- 0				
5- 9	0- 0	0- 2	AWAY	0- 1	5- 6	2- 5				
3- 1	0- 0	0- 1	NEUTRAL	0- 0	3- 0	0- 0				
6- 4	0- 0	1- 1	NON-CONFERENCE	0- 0	5- 3	4- 3				
4- 0	0- 0	1- 0	HOME	0- 0	3- 0	3- 0				
1- 4	0- 0	0- 1	AWAY	0- 0	1- 3	1- 3				
1- 0	0- 0	0- 0	NEUTRAL	0- 0	1- 0	0- 0				
10- 11	0- 0	0- 3	CONFERENCE	0- 2	10- 6	4- 2				
4- 5	0- 0	0- 1	HOME	0- 1	4- 3	3- 0				
4- 5	0- 0	0- 1	AWAY	0- 1	4- 3	1- 2				
2- 1	0- 0	0- 1	NEUTRAL	0- 0	2- 0	0- 0				

RPI S Opponent	Score	RPI S Opponent	Score	RPI S Opponent	Score	RPI S Opponent	Score	Team's RPI: 165
32 A Gonzaga	54 58	32 H Gonzaga	44 63	79 A Saint Mary's (CA)	57 66	120 N Boise St.	72 52	
32 H Gonzaga	71 79	32 N Gonzaga	72 69	79 H Saint Mary's (CA)	53 75	128 A San Francisco	60 54	
40 H Minnesota	64 89	43 A California				128 H San Francisco	47 49	
						141 A Loyola Marymount	60 54	
						141 H Loyola Marymount	53 67	
						155 A BYU	66 60	
						155 H BYU	70 69	
						155 N BYU	61 56	
						186 A Paci fic	60 62	
						186 H Paci fic	68 81	
						186 N Paci fic	66 56	
						205 A UC Santa Barbara	71 58	
						212 A Seattle U	73 80	
						239 A Pepperdi ne	62 66	
						239 H Pepperdi ne	79 53	
						257 A Hawai i	63 64	
						259 H UTSA	78 69	
						270 A San Diego St.	76 77	
						289 A Santa Clara	50 59	
						289 H Santa Clara	51 40	
						301 H Long Beach St.	74 40	
						318 A Portland	75 60	
						318 H Portland	59 52	
						328 H Southern Utah	72 59	
LAST 12 Division I GAMES:								
32 N Gonzaga	71 79	186 A Paci fic	60 62					
186 N Paci fic	66 56	289 H Santa Clara	51 40					
155 N BYU	61 56	239 H Pepperdi ne	79 53					
128 H San Franci sco	47 49	79 A Saint Mary's (CA)	57 66					
32 A Gonzaga	54 58	32 H Gonzaga	44 63					
155 A BYU	66 60	141 H Loyol a Marymount	53 67					

Non-Div I Games: San Diego Christian 82 53

San Diego

Average RPI Win: 210
Average RPI Loss: 163

WON-LOST
RECORD

WINNING
PCT. RANK

LAST 10
GAMES

STRENGTH OF
SCHEDULE

OPP. STRENGTH
OF SCHEDULE

TEAM
RPI

ADJ.
RPI

CONF.
RPI

ADJ CONF.
RPI

DIV. I ONLY	10- 19	250	2- 8	225	142	270	270	16	16
DIV. I NON-CONF.	5- 5	170	0- 0	275	256	250	250	14	14

TOTALS	RPI 1-25	RPI 26-50	W-L RECORDS	RPI 51-100	RPI 101-999	RPI 201+			
10- 19	0- 1	0- 0	OVERALL	2- 3	8- 15	6- 5			
8- 7	0- 0	0- 0	HOME	2- 1	6- 6	4- 2			
2- 9	0- 0	0- 0	AWAY	0- 2	2- 7	2- 3			
0- 3	0- 1	0- 0	NEUTRAL	0- 0	0- 2	0- 0			
5- 5	0- 1	0- 0	NON-CONFERENCE	0- 0	5- 4	4- 2			
4- 2	0- 0	0- 0	HOME	0- 0	4- 2	3- 1			
1- 1	0- 0	0- 0	AWAY	0- 0	1- 1	1- 1			
0- 2	0- 1	0- 0	NEUTRAL	0- 0	0- 1	0- 0			
5- 14	0- 0	0- 0	CONFERENCE	2- 3	3- 11	2- 3			
4- 5	0- 0	0- 0	HOME	2- 1	2- 4	1- 1			
1- 8	0- 0	0- 0	AWAY	0- 2	1- 6	1- 2			
0- 1	0- 0	0- 0	NEUTRAL	0- 0	0- 1	0- 0			

RPI 1-25				RPI 26-50				RPI 51-100				RPI 101+				Team's RPI: 270
RPI	S	Opponent	Score	RPI	S	Opponent	Score	RPI	S	Opponent	Score	RPI	S	Opponent	Score	
24	N	Central Mich.	76 85					76	A	Wyoming	50 70	115	A	Colorado St.	43 72	
								76	H	Wyoming	68 62	115	H	Colorado St.	63 65	
								88	H	New Mexico	97 89	120	A	Boise St.	53 64	
								91	A	UNLV	67 73	120	H	Boise St.	70 86	
								91	H	UNLV	64 75	125	N	Tulane	46 80	
												146	A	Fresno St.	53 64	
												146	H	Fresno St.	60 66	
												165	H	San Diego	77 76	
												171	A	Nevada	72 84	
												171	H	Nevada	75 72	
												171	N	Nevada	84 95	
												194	H	UC Irvine	65 67	
												205	A	UC Santa Barbara	64 77	
												206	H	CSUN	58 55	
												246	H	Presbyterian	77 50	
												275	A	Arizona	78 67	
												277	A	San Jose St.	75 65	
												277	H	San Jose St.	85 78	
												289	H	Santa Clara	34 48	
												290	A	Air Force	51 61	
												290	H	Air Force	48 56	
												315	A	Utah St.	58 62	
												319	H	Cal St. Fullerton	59 58	
LAST 12 Division I GAMES:																
171	N	Nevada	84 95	76	A	Wyoming	50 70									
171	A	Nevada	72 84	171	H	Nevada	75 72									
120	A	Boise St.	53 64	146	H	Fresno St.	60 66									
277	H	San Jose St.	85 78	290	A	Air Force	51 61									
290	H	Air Force	48 56	91	H	UNLV	64 75									
91	A	UNLV	67 73	115	A	Colorado St.	43 72									

Non-Div I Games: Hope Int'l 92 68

San Diego St.

Average RPI Win: 212	WON-LOST RECORD	WINNING PCT. RANK	LAST 10 GAMES	STRENGTH OF SCHEDULE	OPP. STRENGTH OF SCHEDULE	TEAM RPI	ADJ. RPI	CONF. RPI	ADJ CONF. RPI
Average RPI Loss: 100									
DIV. I ONLY	16- 15	171	6- 4	89	135	128	128	14	14
DIV. I NON-CONF.	5- 6	187	0- 0	73	122	127	127	11	11

TOTALS	RPI 1-25	RPI 26-50	W-L RECORDS	RPI 51-100	RPI 101-999	RPI 201+			
16- 15	0- 1	0- 4	OVERALL	0- 3	16- 7	7- 1			
9- 5	0- 1	0- 1	HOME	0- 1	9- 2	4- 0			
5- 9	0- 0	0- 2	AWAY	0- 2	5- 5	3- 1			
2- 1	0- 0	0- 1	NEUTRAL	0- 0	2- 0	0- 0			
5- 6	0- 1	0- 1	NON-CONFERENCE	0- 1	5- 3	2- 0			
3- 2	0- 1	0- 0	HOME	0- 0	3- 1	1- 0			
1- 4	0- 0	0- 1	AWAY	0- 1	1- 2	1- 0			
1- 0	0- 0	0- 0	NEUTRAL	0- 0	1- 0	0- 0			
11- 9	0- 0	0- 3	CONFERENCE	0- 2	11- 4	5- 1			
6- 3	0- 0	0- 1	HOME	0- 1	6- 1	3- 0			
4- 5	0- 0	0- 1	AWAY	0- 1	4- 3	2- 1			
1- 1	0- 0	0- 1	NEUTRAL	0- 0	1- 0	0- 0			

RPI 1-25				RPI 26-50				RPI 51-100				RPI 101+ Team's RPI: 128			
RPI	S	Opponent	Score	RPI	S	Opponent	Score	RPI	S	Opponent	Score	RPI	S	Opponent	Score
13	H	Stanford	66 86	32	A	Gonzaga	47 74	64	A	UC Davis	55 72	112	H	Washington St.	70 74
				32	H	Gonzaga	57 81	79	A	Saint Mary's (CA)	64 72	133	N	Robert Morris	57 45
				32	N	Gonzaga	53 65	79	H	Saint Mary's (CA)	59 73	138	A	Cal Poly	83 88
				37	A	Northern Colo.	60 73					138	H	Cal Poly	83 71
												141	A	Loyola Marymount	60 65
												141	H	Loyola Marymount	78 60
												141	N	Loyola Marymount	89 76
												146	H	Fresno St.	70 62
												155	A	BYU	66 70
												155	H	BYU	76 73
												165	A	San Diego	49 47
												165	H	San Diego	54 60
												177	A	UT Arlington	54 56
												186	A	Paci fic	81 71
												186	H	Paci fic	80 78
												239	A	Pepperdi ne	92 95
												239	H	Pepperdi ne	68 67
												271	H	Sacramento St.	90 76
												277	A	San Jose St.	87 81
												289	A	Santa Clara	58 54
												289	H	Santa Clara	64 47
												318	A	Portland	76 63
												318	H	Portland	84 75
LAST 12 Division I GAMES:															
				32	N	Gonzaga	53 65	155	H	BYU	76 73				
				141	N	Loyola Marymount	89 76	318	A	Portland	76 63				
				165	A	San Diego	49 47	289	H	Santa Clara	64 47				
				186	H	Paci fic	80 78	79	H	Saint Mary's (CA)	59 73				
				141	A	Loyola Marymount	60 65	32	H	Gonzaga	57 81				
				79	A	Saint Mary's (CA)	64 72	186	A	Paci fic	81 71				

Non-Div I Games:

San Francisco

Average RPI Win: 226		WON-LOST	WINNING	LAST 10	STRENGTH OF		OPP. STRENGTH	TEAM	ADJ.	CONF.	ADJ CONF.
Loss: 141		RECORD	PCT. RANK	GAMES	SCHEDULE		OF SCHEDULE	RPI	RPI	RPI	RPI
DIV. I ONLY		6- 23	316	1- 9	131		133	277	277	16	16
DIV. I NON-CONF.		2- 8	290	0- 0	75		138	240	240	14	14
TOTALS		RPI 1-25	RPI 26-50	W-L RECORDS		RPI 51-100	RPI 101-999	RPI 201+			
6- 23	0- 1	0- 1		OVERALL		1- 7	5- 14	4- 5			
4- 10	0- 0	0- 0		HOME		1- 3	3- 7	2- 3			
2- 11	0- 1	0- 1		AWAY		0- 3	2- 6	2- 2			
0- 2	0- 0	0- 0		NEUTRAL		0- 1	0- 1	0- 0			
2- 8	0- 1	0- 1		NON-CONFERENCE		0- 1	2- 5	2- 1			
1- 4	0- 0	0- 0		HOME		0- 1	1- 3	1- 1			
1- 3	0- 1	0- 1		AWAY		0- 0	1- 1	1- 0			
0- 1	0- 0	0- 0		NEUTRAL		0- 0	0- 1	0- 0			
4- 15	0- 0	0- 0		CONFERENCE		1- 6	3- 9	2- 4			
3- 6	0- 0	0- 0		HOME		1- 2	2- 4	1- 2			
1- 8	0- 0	0- 0		AWAY		0- 3	1- 5	1- 2			
0- 1	0- 0	0- 0		NEUTRAL		0- 1	0- 0	0- 0			

RPI 1-25			
RPI	S	Opponent	Score
10	A	UCLA	69 129

RPI 26-50			
RPI	S	Opponent	Score
41	A	Oregon St.	62 110

RPI 51-100			
RPI	S	Opponent	Score
60	H	Nebraska	55 81
76	A	Wyomi ng	46 58
76	H	Wyomi ng	64 66
88	A	New Mexi co	62 92
88	H	New Mexi co	95 86
88	N	New Mexi co	54 84
91	A	UNLV	60 79
91	H	UNLV	53 80

RPI 101+			
RPI	S	Opponent	Score
115	A	Colorado St.	48 63
115	H	Colorado St.	66 73
118	H	Portland St.	78 90
120	H	Boise St.	80 112
128	H	San Franci sco	81 87
146	A	Fresno St.	71 81
171	A	Nevada	63 91
171	H	Nevada	57 54
173	N	Hampton	73 81
186	A	Paci fi c	97 106
203	H	CSU Bakersfi el d	67 57
206	H	CSUN	59 76
270	A	San Diego St.	78 85
270	H	San Diego St.	65 75
289	A	Santa Clara	71 66
290	A	Air Force	75 74
290	H	Air Force	60 66
315	A	Utah St.	78 86
315	H	Utah St.	79 66

Team's RPI : 277			
RPI	S	Opponent	Score
88	N	New Mexico	54 84
290	H	Air Force	60 66
315	A	Utah St.	78 86
270	A	San Diego St.	78 85
171	H	Nevada	57 54
76	H	Wyomi ng	64 66
146	A	Fresno St.	71 81
115	H	Colorado St.	66 73
88	A	New Mexico	62 92
91	H	UNLV	53 80
76	A	Wyomi ng	46 58
120	H	Boise St.	80 112

LAST 12 Division I GAMES:			
88	N	New Mexico	54 84
290	H	Air Force	60 66
315	A	Utah St.	78 86
270	A	San Diego St.	78 85
171	H	Nevada	57 54
76	H	Wyomi ng	64 66
146	A	Fresno St.	71 81
115	H	Colorado St.	66 73
88	A	New Mexico	62 92
91	H	UNLV	53 80
76	A	Wyomi ng	46 58
120	H	Boise St.	80 112

Non-Div I Games:	Southern Ore.	89	87
------------------	---------------	----	----

San Jose St.

■ Loss, ■ Non-Conf, S Site, H Home A Away N Neutral

Average RPI Win:	254	WON-LOST	WINNING	LAST 10	STRENGTH OF	OPP. STRENGTH	TEAM	ADJ.	CONF.	ADJ CONF.
Average RPI Loss:	151	RECORD	PCT. RANK	GAMES	SCHEDULE	OF SCHEDULE	RPI	RPI	RPI	RPI
DIV. I ONLY	8- 21	281	3- 7	249	132	289	289	14	14	
DIV. I NON-CONF.	3- 7	254	0- 0	312	205	301	301	11	11	

TOTALS	RPI 1-25	RPI 26-50	W-L RECORDS	RPI 51-100	RPI 101-999	RPI 201+				
8- 21	0- 0	0- 4	OVERALL	0- 2	8- 15	6- 5				
5- 9	0- 0	0- 3	HOME	0- 1	5- 5	3- 2				
3- 11	0- 0	0- 0	AWAY	0- 0	3- 0	3- 0				
0- 1	0- 0	0- 0	NEUTRAL	0- 0	0- 1	0- 1				
3- 7	0- 0	0- 2	NON-CONFERENCE	0- 0	3- 5	3- 3				
1- 4	0- 0	0- 2	HOME	0- 0	1- 2	1- 2				
2- 3	0- 0	0- 0	AWAY	0- 0	2- 3	2- 1				
0- 0	0- 0	0- 0	NEUTRAL	0- 0	0- 0	0- 0				
5- 14	0- 0	0- 2	CONFERENCE	0- 2	5- 10	3- 2				
4- 5	0- 0	0- 1	HOME	0- 1	4- 3	2- 0				
1- 8	0- 0	0- 1	AWAY	0- 1	1- 6	1- 1				
0- 1	0- 0	0- 0	NEUTRAL	0- 0	0- 1	0- 1				

RPI	S	Opponent	Score	RPI	S	Opponent	Score	RPI	S	Opponent	Score	RPI	S	Opponent	Score
32	A	Gonzaga	44 71	79	A	Saint Mary's (CA)	46 59	128	A	San Francisco	47 64				
32	H	Gonzaga	51 63	79	H	Saint Mary's (CA)	51 72	128	H	San Francisco	54 58				
43	H	Cal i forn i a	41 79					141	A	Loyol a Marymount	45 64				
49	H	Southern Cal i forn i a	43 64					141	H	Loyol a Marymount	51 65				
								155	A	BYU	47 65				
								155	H	BYU	34 55				
								165	A	San Di ego	40 51				
								165	H	San Di ego	59 50				
								171	A	Nevada	41 52				
								175	A	Northwestern	47 57				
								186	A	Paci fi c	37 55				
								186	H	Paci fi c	57 55				
								205	H	UC Santa Barbara	68 63				
								239	A	Pepperdi ne	55 56				
								239	H	Pepperdi ne	54 50				
								239	N	Pepperdi ne	63 74				
								247	A	Grand Canyon	38 39				
								270	A	San Di ego St.	48 34				
								277	H	San Jose St.	66 71				
								318	A	Portland	50 43				
								318	H	Portland	67 57				
								319	H	Cal St. Fullerton	69 73				
								331	A	Ill. -Chi cago	45 36				

LAST 12 Di vi si on I GAMES:															
239	N	Pepperdi ne	63 74	155	H	BYU	34 55								
79	H	Saint Mary's (CA)	51 72	128	A	San Franci sco	47 64								
141	A	Loyol a Marymount	45 64	186	A	Paci fi c	37 55								
186	H	Paci fi c	57 55	239	H	Pepperdi ne	54 50								
318	H	Portland	67 57	165	H	San Di ego	59 50								
165	A	San Di ego	40 51	32	A	Gonzaga	44 71								

Non-Di v I Games: Menlo 104 61

Santa Clara

Average RPI Win: 293		WON-LOST RECORD	WINNING PCT. RANK	LAST 10 GAMES	STRENGTH OF SCHEDULE	OPP. STRENGTH OF SCHEDULE	TEAM RPI	ADJ. RPI	CONF. RPI	ADJ. CONF. RPI
Average RPI Loss: 221										
DIV. I ONLY		3- 25	334	1- 8	308	334	340	340	30	30
DIV. I NON-CONF.		1- 9	318	0- 0	267	115	311	311	31	31
TOTALS		RPI 1-25	RPI 26-50	W-L RECORDS	RPI 51-100	RPI 101-999	RPI 201+			
3- 25	0- 1		0- 1	OVERALL	0- 1	3- 22	3- 15			
0- 8	0- 0		0- 0	HOME	0- 0	0- 8	0- 6			
2- 13	0- 1		0- 1	AWAY	0- 1	2- 10	2- 7			
1- 4	0- 0		0- 0	NEUTRAL	0- 0	1- 4	1- 2			
1- 9	0- 1		0- 1	NON-CONFERENCE	0- 1	1- 6	1- 3			
0- 0	0- 0		0- 0	HOME	0- 0	0- 0	0- 0			
1- 6	0- 1		0- 1	AWAY	0- 1	1- 3	1- 2			
0- 3	0- 0		0- 0	NEUTRAL	0- 0	0- 3	0- 1			
2- 16	0- 0		0- 0	CONFERENCE	0- 0	2- 16	2- 12			
0- 8	0- 0		0- 0	HOME	0- 0	0- 8	0- 6			
1- 7	0- 0		0- 0	AWAY	0- 0	1- 7	1- 5			
1- 1	0- 0		0- 0	NEUTRAL	0- 0	1- 1	1- 1			

RPI 1-25			
RPI	S	Opponent	Score
11	A	South Carolina	38 99

RPI 26-50			
RPI	S	Opponent	Score
41	A	Oregon St.	36 84

RPI 51-100			
RPI	S	Opponent	Score
98	A	Jacksonville	46 74

Team's RPI: 340			
RPI	S	Opponent	Score
122	A	Bethune-Cookman	54 75
161	H	N.C. A&T	44 69
173	A	Hampton	41 88
173	H	Hampton	53 81
178	N	Florida	40 90
193	A	East Carolina	37 103
197	N	Richmond	63 100
204	A	Wisconsin	24 82
216	A	Norfolk St.	51 83
216	H	Norfolk St.	58 78
216	N	Norfolk St.	51 48
218	N	Providence	48 78
266	H	UMES	56 68
268	H	Howard	59 87
272	A	Morgan St.	67 73
272	H	Morgan St.	41 70
314	A	Alabama St.	61 81
317	A	South Carolina St.	78 80
317	H	South Carolina St.	60 71
320	H	N.C. Central	61 74
321	A	Coppin St.	57 66
327	A	Ga. Southern	71 67
333	A	Delaware St.	79 93
336	A	Florida A&M	65 47
336	N	Florida A&M	64 66

LAST 12 Division I GAMES:			
336	N	Florida A&M	64 66
216	N	Norfolk St.	51 48
317	A	South Carolina St.	78 80
320	H	N.C. Central	61 74
122	A	Bethune-Cookman	54 75
173	A	Hampton	41 88
216	A	Norfolk St.	51 83
161	H	N.C. A&T	44 69
272	H	Morgan St.	41 70
317	H	South Carolina St.	60 71
336	A	Florida A&M	65 47
333	A	Delaware St.	79 93

Savannah St.

Section III				Through Games of March 6, 2018							
Average RPI	Win:	200	WON-LOST	WINNING	LAST 10	STRENGTH OF	OPP. STRENGTH	TEAM	ADJ.	CONF.	ADJ CONF.
Loss:	43		RECORD	PCT. RANK	GAMES	SCHEDULE	OF SCHEDULE	RPI	RPI	RPI	RPI
DIV. I ONLY			16- 15	171	3- 7	86	74	124	124	6	6
DIV. I NON-CONF.			8- 3	65	0- 0	152	188	101	101	6	6

TOTALS	RPI 1-25			RPI 26-50		W-L RECORDS		RPI 51-100		RPI 101-999	RPI 201+
16- 15	0- 6			0- 6		OVERALL	2- 2		14- 1		10- 0
11- 6	0- 3			0- 3		HOME	2- 0		9- 0		6- 0
4- 9	0- 3			0- 3		AWAY	0- 2		4- 1		3- 0
1- 0	0- 0			0- 0		NEUTRAL	0- 0		1- 0		1- 0
8- 3	0- 1			0- 2		NON-CONFERENCE	0- 0		8- 0		5- 0
6- 2	0- 1			0- 1		HOME	0- 0		6- 0		4- 0
2- 1	0- 0			0- 1		AWAY	0- 0		2- 0		1- 0
0- 0	0- 0			0- 0		NEUTRAL	0- 0		0- 0		0- 0
8- 12	0- 5			0- 4		CONFERENCE	2- 2		6- 1		5- 0
5- 4	0- 2			0- 2		HOME	2- 0		3- 0		2- 0
2- 8	0- 3			0- 2		AWAY	0- 2		2- 1		2- 0
1- 0	0- 0			0- 0		NEUTRAL	0- 0		1- 0		1- 0

RPI 1-25					RPI 26-50					RPI 51-100					RPI 101+													
RPI	S	Opponent	Score		RPI	S	Opponent	Score		RPI	S	Opponent	Score		RPI	S	Opponent	Score										
10	H	UCLA	68	77	29	A	Villanova	53	59	73	A	St. John's (NY)	56	75	108	A	Wake Forest	67 57										
20	A	DePaul	66	89	29	H	Villanova	59	67	73	H	St. John's (NY)	62	57	129	A	Butler	48 66										
20	A	DePaul	52	78	30	H	Princeton	83	85	99	A	Georgetown	52	71	129	H	Butler	75 64										
20	H	DePaul	68	72	39	A	Rutgers	45	70	99	H	Georgetown	70	65	157	H	Marist	85 60										
25	A	Marquette	84	97	48	A	Creighton	64	81						164	H	Jacksonville St.	73 54										
25	H	Marquette	54	81	48	H	Creighton	51	68						209	A	Boston College	73 53										
																			218	A	Providence	65 56						
																			218	H	Providence	65 56						
																			226	A	Xavier	62 51						
																			226	H	Xavier	58 53						
																			226	N	Xavier	66 42						
																			253	H	Rider	85 49						
																			273	H	Fairfield	80 61						
																			274	H	St. Francis Brooklyn	84 50						
																			347	H	Saint Peter's	91 49						
LAST 12 Division I GAMES:																												
																			52	78	99	A	Georgetown	52	71			
																			226	N	Xavier	66	42	129	H	Butler	75	64
																			20	H	DePaul	68	72	226	H	Xavier	58	53
																			25	H	Marquette	54	81	48	A	Creighton	64	81
																			73	A	St. John's (NY)	56	75	218	A	Providence	65	56
																			29	A	Villanova	53	59	73	H	St. John's (NY)	62	57

Non-Div I Games:

Seton Hall I

Average RPI Win:	277	WON-LOST	WINNING	LAST 10	STRENGTH OF	OPP. STRENGTH	TEAM	ADJ.	CONF.	ADJ CONF.
Average RPI Loss:	132	RECORD	PCT. RANK	GAMES	SCHEDULE	OF SCHEDULE	RPI	RPI	RPI	RPI
DIV. I ONLY	17- 14	143	6- 4	265	269	199	199	28	28	
DIV. I NON-CONF.	5- 6	187	0- 0	128	162	158	158	26	26	

TOTALS	RPI 1-25	RPI 26-50	W-L RECORDS	RPI 51-100	RPI 101-999	RPI 201+				
17- 14	0- 0	0- 3	OVERALL	0- 4	17- 7	16- 4				
11- 5	0- 0	0- 1	HOME	0- 2	11- 2	10- 1				
6- 9	0- 0	0- 2	AWAY	0- 2	6- 5	6- 3				
0- 0	0- 0	0- 0	NEUTRAL	0- 0	0- 0	0- 0				
5- 6	0- 0	0- 1	NON-CONFERENCE	0- 4	5- 1	5- 0				
3- 2	0- 0	0- 0	HOME	0- 2	3- 0	3- 0				
2- 4	0- 0	0- 1	AWAY	0- 2	2- 1	2- 0				
0- 0	0- 0	0- 0	NEUTRAL	0- 0	0- 0	0- 0				
12- 8	0- 0	0- 2	CONFERENCE	0- 0	12- 6	11- 4				
8- 3	0- 0	0- 1	HOME	0- 0	8- 2	7- 1				
4- 5	0- 0	0- 1	AWAY	0- 0	4- 4	4- 3				
0- 0	0- 0	0- 0	NEUTRAL	0- 0	0- 0	0- 0				

RPI	S	Opponent	Score	RPI	S	Opponent	Score	RPI	S	Opponent	Score	RPI	S	Opponent	Score	Team's RPI: 199
35	A	Quinnipiac	54 68	51	A	Harvard	67 75	130	A	Hartford	62 71					
35	H	Quinnipiac	72 83	52	H	FGCU	50 63	157	A	Marist	54 73					
39	A	Rutgers	47 59	82	H	Albany (NY)	63 78	157	H	Marist	51 67					
				93	A	Penn St.	72 86	157	H	Marist	58 53					
								232	A	Niagara	50 65					
								232	H	Niagara	71 60					
								232	H	Niagara	68 73					
								249	H	Sacred Heart	62 57					
								253	A	Rider	71 67					
								255	A	Hofstra	70 60					
								258	H	St. Bonaventure	70 62					
								265	A	Manhattan	56 54					
								265	H	Manhattan	56 51					
								268	H	Howard	72 61					
								273	A	Fairfield	43 44					
								273	H	Fairfield	51 40					
								284	H	Monmouth	44 41					
								286	A	Canisius	57 65					
								286	H	Canisius	68 59					
								288	A	Colgate	73 70					
								342	A	Iona	70 48					
								342	H	Iona	64 51					
								347	A	Saint Peter's	62 59					
								347	H	Saint Peter's	70 36					
LAST 12 Division I GAMES:																
157	H	Marist	51 67	35	H	Quinnipiac	72 83									
232	H	Niagara	71 60	284	H	Monmouth	44 41									
347	H	Saint Peter's	70 36	157	A	Marist	54 73									
286	H	Canisius	68 59	347	A	Saint Peter's	62 59									
273	A	Fairfield	43 44	265	H	Manhattan	56 51									
265	A	Manhattan	56 54	273	H	Fairfield	51 40									

Non-Div I Games:

Siena

Average RPI Win:	247	WON-LOST	WINNING	LAST 10	STRENGTH OF	OPP. STRENGTH	TEAM	ADJ.	CONF.	ADJ CONF.
Average RPI Loss:	148	RECORD	PCT. RANK	GAMES	SCHEDULE	OF SCHEDULE	RPI	RPI	RPI	RPI

DIV. I ONLY	18- 12	110	4- 6	282	232	176	176	22	22
DIV. I NON-CONF.	6- 4	122	0- 0	68	216	79	79	23	23

TOTALS	RPI 1-25	RPI 26-50	W-L RECORDS	RPI 51-100	RPI 101-999	RPI 201+			
18- 12	0- 1	0- 0	OVERALL	0- 3	18- 8	12- 3			
9- 5	0- 0	0- 0	HOME	0- 3	9- 2	6- 1			
8- 6	0- 1	0- 0	AWAY	0- 0	8- 5	5- 2			
1- 1	0- 0	0- 0	NEUTRAL	0- 0	1- 1	1- 0			
6- 4	0- 1	0- 0	NON-CONFERENCE	0- 2	6- 1	3- 0			
3- 2	0- 0	0- 0	HOME	0- 2	3- 0	1- 0			
3- 2	0- 1	0- 0	AWAY	0- 0	3- 1	2- 0			
0- 0	0- 0	0- 0	NEUTRAL	0- 0	0- 0	0- 0			
12- 8	0- 0	0- 0	CONFERENCE	0- 1	12- 7	9- 3			
6- 3	0- 0	0- 0	HOME	0- 1	6- 2	5- 1			
5- 4	0- 0	0- 0	AWAY	0- 0	5- 4	3- 2			
1- 1	0- 0	0- 0	NEUTRAL	0- 0	1- 1	1- 0			

RPI 1-25				RPI 26-50				RPI 51-100				RPI 101+ Team's RPI: 176			
RPI	S	Opponent	Score	RPI	S	Opponent	Score	RPI	S	Opponent	Score	RPI	S	Opponent	Score
16	A	NC State	50 71					75	H	UAB	66 78	117	A	North Carolina	85 84
								95	H	Little Rock	35 47	126	H	Central Ark.	64 43
								98	H	Jacksonville	58 60	132	A	Texas St.	63 78
												160	A	Louisiana	72 57
												160	H	Louisiana	56 59
												163	A	Ole Miss	59 66
												167	A	Troy	71 82
												167	H	Troy	79 68
												167	N	Troy	79 82
												177	A	UT Arlington	76 63
												181	H	Southern U.	69 65
												214	A	Southern Miss.	78 57
												220	A	Coastal Caro.	56 71
												220	H	Coastal Caro.	68 62
												222	H	Arkansas St.	60 75
												233	H	New Orleans	67 45
												264	A	Appalachian St.	56 57
												264	H	Appalachian St.	54 52
												306	A	Georgia St.	70 69
												306	H	Georgia St.	88 52
												314	A	Alabama St.	59 47
												327	A	Ga. Southern	81 74
												327	H	Ga. Southern	79 52
												338	A	La.-Monroe	67 60
												338	H	La.-Monroe	72 55
												338	N	La.-Monroe	80 54

LAST 12 Division I GAMES:															
				167	N	Troy	79 82	220	A	Coastal Caro.	56 71				
				338	N	La.-Monroe	80 54	264	A	Appalachian St.	56 57				
				306	A	Georgia St.	70 69	222	H	Arkansas St.	60 75				
				327	A	Ga. Southern	81 74	95	H	Little Rock	35 47				
				160	H	Louisiana	56 59	167	A	Troy	71 82				
				338	H	La.-Monroe	72 55	338	A	La.-Monroe	67 60				

Non-Div I Games: Ga. Southwestern 73 42

Average RPI Win:	121	WON-LOST	WINNING	LAST 10	STRENGTH OF	OPP. STRENGTH	TEAM	ADJ.	CONF.	ADJ CONF.
Average RPI Loss:	8	RECORD	PCT. RANK	GAMES	SCHEDULE	OF SCHEDULE	RPI	RPI	RPI	RPI
DIV. I ONLY	26- 6	20	8- 2	21	3	11	11	2	2	
DIV. I NON-CONF.	11- 2	22	0- 1	184	6	50	50	2	2	

TOTALS	RPI 1-25	RPI 26-50	W-L RECORDS	RPI 51-100	RPI 101-999	RPI 201+				
26- 6	6- 6	4- 0	OVERALL	4- 0	12- 0	5- 0				
13- 2	3- 2	1- 0	HOME	1- 0	8- 0	5- 0				
8- 3	1- 3	1- 0	AWAY	2- 0	4- 0	0- 0				
5- 1	2- 1	2- 0	NEUTRAL	1- 0	0- 0	0- 0				
11- 2	2- 2	1- 0	NON-CONFERENCE	1- 0	7- 0	5- 0				
6- 1	1- 1	0- 0	HOME	0- 0	5- 0	5- 0				
3- 0	1- 0	0- 0	AWAY	0- 0	2- 0	0- 0				
2- 1	0- 1	1- 0	NEUTRAL	1- 0	0- 0	0- 0				
15- 4	4- 4	3- 0	CONFERENCE	3- 0	5- 0	0- 0				
7- 1	2- 1	1- 0	HOME	1- 0	3- 0	0- 0				
5- 3	0- 3	1- 0	AWAY	2- 0	2- 0	0- 0				
3- 0	2- 0	1- 0	NEUTRAL	0- 0	0- 0	0- 0				

RPI	S	Opponent	Score	RPI	S	Opponent	Score	RPI	S	Opponent	Score	RPI	S	Opponent	Score
1	H	UConn	58 83	26	A	Georgi a	77 65	73	N	St. John's (NY)	76 58	102	H	Auburn	71 63
2	N	Notre Dame	85 92	26	N	Georgi a	71 49	86	A	Kentucky	81 64	145	H	Arkansas	90 42
5	A	Mississippi St.	53 67	28	H	LSU	57 48	86	H	Kentucky	81 63	153	A	Vanderbilt	95 82
5	N	Mississippi St.	62 51	39	N	Rutgers	78 68	94	A	Alabama	79 66	163	A	Ole Miss	88 62
9	A	Tennessee	46 65									166	A	Clemson	66 36
9	H	Tennessee	70 86									178	H	Florida	64 57
9	N	Tennessee	73 62									184	A	Temple	87 60
15	H	Texas A&M	61 59									262	H	Col. of Charleston	69 43
17	A	Maryland	94 86									301	H	Wofford	94 60
18	H	Duke	72 52									305	H	Western Caro.	101 43
23	A	Missouri	74 83									314	H	Alabama St.	99 31
23	H	Missouri	64 54									340	H	Savannah St.	99 38

LAST 12 Division I GAMES:															
		5 N Mississippi St.	62 51			26 A Georgi a	77 65								
		26 N Georgi a	71 49			178 H Florida	64 57								
		9 N Tennessee	73 62			94 A Alabama	79 66								
		9 A Tennessee	46 65			5 A Mississippi St.	53 67								
		28 H LSU	57 48			1 H UConn	58 83								
		86 H Kentucky	81 63			23 H Missouri	64 54								

Non-Div I Games:

South Carolina

Average RPI Win:	307	WON-LOST	WINNING	LAST 10	STRENGTH OF	OPP. STRENGTH	TEAM	ADJ.	CONF.	ADJ CONF.
Average RPI Loss:	218	RECORD	PCT. RANK	GAMES	SCHEDULE	OF SCHEDULE	RPI	RPI	RPI	RPI

DIV. I ONLY	10- 18	246	5- 5	348	317	317	317	30	30
DIV. I NON-CONF.	3- 7	254	0- 0	343	168	312	312	31	31

TOTALS	RPI 1-25	RPI 26-50	W-L RECORDS	RPI 51-100	RPI 101-999	RPI 201+			
10- 18	0- 0	0- 1	OVERALL	0- 1	10- 16	9- 10			
5- 5	0- 0	0- 0	HOME	0- 0	5- 5	4- 4			
4- 12	0- 0	0- 0	AWAY	0- 0	4- 1	4- 1			
1- 1	0- 0	0- 0	NEUTRAL	0- 0	1- 1	1- 0			
3- 7	0- 0	0- 1	NON-CONFERENCE	0- 1	3- 5	3- 3			
1- 1	0- 0	0- 0	HOME	0- 0	1- 1	1- 1			
2- 6	0- 0	0- 1	AWAY	0- 1	2- 4	2- 2			
0- 0	0- 0	0- 0	NEUTRAL	0- 0	0- 0	0- 0			
7- 11	0- 0	0- 0	CONFERENCE	0- 0	7- 11	6- 7			
4- 4	0- 0	0- 0	HOME	0- 0	4- 4	3- 3			
2- 6	0- 0	0- 0	AWAY	0- 0	2- 6	2- 4			
1- 1	0- 0	0- 0	NEUTRAL	0- 0	1- 1	1- 0			

RPI S Opponent	Score	RPI S Opponent	Score	RPI S Opponent	Score	RPI S Opponent	Score	Team's RPI: 317
47 A Mercer	53 74	68 A Georgi a Tech	40 86	122 A Bethune-Cookman	50 68	161 H N. C. A&T	54 74	
				161 N N. C. A&T	38 54	166 A Clemson	48 56	
				168 A Charlotte	49 64	173 A Hampton	42 60	
				173 H Hampton	78 70	216 A Norfolk St.	49 63	
				216 H Norfolk St.	67 71	266 H UMES	54 51	
				268 H Howard	58 68	272 A Morgan St.	55 65	
				279 A Old Domini on	35 52	303 A USC Upstate	44 63	
				305 H Western Caro.	75 45	320 H N. C. Central	63 81	
				320 N N. C. Central	76 67	321 A Coppin St.	39 56	
				321 H Coppin St.	67 65	322 A Charleston So.	60 58	
				327 H Ga. Southern	58 61	333 A Delaware St.	44 58	
				336 A Florida A&M	82 49	340 A Savannah St.	71 60	
				340 H Savannah St.	80 78	343 A Winthrop	65 37	
LAST 12 Division I GAMES:								
161 N N. C. A&T	38 54	173 A Hampton	42 60					
320 N N. C. Central	76 67	161 H N. C. A&T	54 74					
340 H Savannah St.	80 78	321 H Coppin St.	67 65					
336 A Florida A&M	82 49	340 A Savannah St.	71 60					
320 H N. C. Central	63 81	272 A Morgan St.	55 65					
216 A Norfolk St.	49 63	321 A Coppin St.	39 56					

Non-Div I Games: Johnson & Wales (NC) 40 Columbia Int'l 82 38

South Carolina St.

Average RPI	Win:	199	WON-LOST	WINNING	LAST 10	STRENGTH OF	OPP. STRENGTH	TEAM	ADJ.	CONF.	ADJ CONF.
Average RPI	Loss:	85	RECORD	PCT. RANK	GAMES	SCHEDULE	OF SCHEDULE	RPI	RPI	RPI	RPI
DIV. I ONLY	23- 6	31	8- 1	157	117	58	58	12	12		
DIV. I NON-CONF.	7- 5	132	0- 0	195	59	132	132	17	17		

TOTALS	RPI 1-25	RPI 26-50	W-L RECORDS	RPI 51-100	RPI 101-999	RPI 201+					
23- 6	0- 1	3- 1	OVERALL	0- 1	20- 3	12- 0					
11- 1	0- 0	2- 0	HOME	0- 0	9- 1	6- 0					
9- 2	0- 0	1- 0	AWAY	0- 0	8- 2	4- 0					
3- 3	0- 1	0- 1	NEUTRAL	0- 1	3- 0	2- 0					
7- 5	0- 1	1- 0	NON-CONFERENCE	0- 1	6- 3	5- 0					
4- 1	0- 0	1- 0	HOME	0- 0	3- 1	3- 0					
2- 2	0- 0	0- 0	AWAY	0- 0	2- 2	1- 0					
1- 2	0- 1	0- 0	NEUTRAL	0- 1	1- 0	1- 0					
16- 1	0- 0	2- 1	CONFERENCE	0- 0	14- 0	7- 0					
7- 0	0- 0	1- 0	HOME	0- 0	6- 0	3- 0					
7- 0	0- 0	1- 0	AWAY	0- 0	6- 0	3- 0					
2- 1	0- 0	0- 1	NEUTRAL	0- 0	2- 0	1- 0					

RPI 1-25				RPI 26-50				RPI 51-100				Team's RPI: 58	RPI 101+			
RPI	S	Opponent	Score	RPI	S	Opponent	Score	RPI	S	Opponent	Score		RPI	S	Opponent	Score
9	N	Tennessee	49 69	27	A	South Dakota St.	67 61	57	N	Oklahoma St.	68 76		101	A	Western Ill.	82 58
				27	H	South Dakota St.	80 75						101	H	Western Ill.	92 81
				27	N	South Dakota St.	50 65						106	A	Iowa St.	76 81
				48	H	Creighton	73 68						115	A	SFA	55 77
													151	A	Wichita St.	62 48
													174	A	Oral Roberts	73 68
													174	H	Oral Roberts	72 55
													174	N	Oral Roberts	65 53
													180	A	Denver	82 60
													180	H	Denver	79 51
													195	H	Tulsa	61 64
													202	H	North Dakota	76 71
													203	H	CSU Bakersfield	66 50
													230	H	UC Riverside	75 66
													245	A	Omaha	72 50
													245	H	Omaha	70 46
													261	N	Indiana St.	71 59
													285	A	North Dakota St.	82 67
													285	H	North Dakota St.	80 54
													310	A	Incarnate Word	81 51
													326	A	Fort Wayne	79 60
													326	H	Fort Wayne	85 43
													326	N	Fort Wayne	83 32

LAST 12 Division I GAMES:																
				27	N	South Dakota St.	50 65	326	A	Fort Wayne	79 60					
				174	N	Oral Roberts	65 53	285	H	North Dakota St.	80 54					
				326	N	Fort Wayne	83 32	101	H	Western Ill.	92 81					
				27	H	South Dakota St.	80 75	180	A	Denver	82 60					
				174	H	Oral Roberts	72 55	27	A	South Dakota St.	67 61					
				245	A	Omaha	72 50	245	H	Omaha	70 46					

Non-Div I Games: Mt. Marty 87 25 Doane 96 54 Bellevue 89 32

South Dakota

Average RPI Win: 179		WON-LOST	WINNING	LAST 10	STRENGTH OF		OPP. STRENGTH	TEAM	ADJ.	CONF.	ADJ CONF.
Average RPI Loss: 40		RECORD	PCT. RANK	GAMES	SCHEDULE		OF SCHEDULE	RPI	RPI	RPI	RPI
DIV. I ONLY		25- 6	22	9- 1	66		107	27	27	12	12
DIV. I NON-CONF.		10- 4	73	0- 0	29		20	28	28	17	17

TOTALS		RPI 1-25	RPI 26-50		W-L RECORDS		RPI 51-100	RPI 101-999	RPI 201+		
25- 6		1- 2	1- 1		OVERALL		3- 3	20- 0	10- 0		
12- 2		0- 1	1- 0		HOME		0- 1	11- 0	6- 0		
8- 4		0- 1	0- 1		AWAY		2- 2	6- 0	3- 0		
5- 0		1- 0	0- 0		NEUTRAL		1- 0	3- 0	1- 0		
10- 4		1- 2	1- 1		NON-CONFERENCE		2- 1	6- 0	3- 0		
6- 1		0- 1	1- 0		HOME		0- 0	5- 0	3- 0		
2- 3		0- 1	0- 1		AWAY		2- 1	0- 0	0- 0		
2- 0		1- 0	0- 0		NEUTRAL		0- 0	1- 0	0- 0		
15- 2		0- 0	0- 0		CONFERENCE		1- 2	14- 0	7- 0		
6- 1		0- 0	0- 0		HOME		0- 1	6- 0	3- 0		
6- 1		0- 0	0- 0		AWAY		0- 1	6- 0	3- 0		
3- 0		0- 0	0- 0		NEUTRAL		1- 0	2- 0	1- 0		

RPI 1-25				RPI 26-50				Team's RPI: 27				RPI 51-100				RPI 101+			
RPI	S	Opponent	Score	RPI	S	Opponent	Score	RPI	S	Opponent	Score	RPI	S	Opponent	Score	RPI	S	Opponent	Score
3	H	Louisville	64 68	34	H	Oklahoma	67 61	52	A	FGCU	78 87	101	A	Western Ill.	70 42				
16	N	NC State	75 67	48	A	Creighton	65 72	58	A	South Dakota	75 80	101	H	Western Ill.	84 48				
22	A	Green Bay	41 55					58	H	South Dakota	61 67	101	N	Western Ill.	80 51				
								58	N	South Dakota	65 50	135	H	UNI	57 47				
								70	A	Drake	85 78	151	H	Wichita St.	96 64				
								78	A	George Washington	97 88	168	N	Charlotte	71 70				
												174	A	Oral Roberts	77 70				
												174	H	Oral Roberts	96 72				
												180	A	Denver	69 58				
												180	H	Denver	95 59				
												202	H	North Dakota	66 52				
												207	H	Bowling Green	76 44				
												245	A	Omaha	103 54				
												245	H	Omaha	89 64				
												285	A	North Dakota St.	85 64				
												285	H	North Dakota St.	83 63				
												285	N	North Dakota St.	87 62				
												326	A	Fort Wayne	77 55				
												326	H	Fort Wayne	105 49				
												339	H	NJIT	92 48				

LAST 12 Division I GAMES:																			
		58	N	South Dakota	65	50				174	H	Oral Roberts	96	72					
		101	N	Western Ill.	80	51				180	H	Denver	95	59					
		285	N	North Dakota St.	87	62				245	A	Omaha	103	54					
		326	A	Fort Wayne	77	55				285	A	North Dakota St.	85	64					
		58	A	South Dakota	75	80				326	H	Fort Wayne	105	49					
		101	A	Western Ill.	70	42				58	H	South Dakota	61	67					

Non-Div I Games: Dakota Wesleyan 76 63

South Dakota St.

Average RPI Win:	134	WON-LOST	WINNING	LAST 10	STRENGTH OF	OPP. STRENGTH	TEAM	ADJ.	CONF.	ADJ CONF.
Average RPI Loss:	36	RECORD	PCT. RANK	GAMES	SCHEDULE	OF SCHEDULE	RPI	RPI	RPI	RPI
DIV. I ONLY	26- 7	34	8- 2	24	33	14	14	7	7	
DIV. I NON-CONF.	11- 3	45	1- 0	65	4	24	24	7	7	

TOTALS	RPI 1-25	RPI 26-50	W-L RECORDS	RPI 51-100	RPI 101-999	RPI 201+				
26- 7	1- 4	5- 1	OVERALL	3- 1	17- 1	4- 0				
13- 1	1- 1	2- 0	HOME	1- 0	9- 0	3- 0				
8- 3	0- 1	1- 1	AWAY	1- 0	6- 1	1- 0				
5- 3	0- 2	2- 0	NEUTRAL	1- 1	2- 0	0- 0				
11- 3	1- 1	2- 1	NON-CONFERENCE	2- 1	6- 0	3- 0				
6- 0	1- 0	1- 0	HOME	0- 0	4- 0	2- 0				
2- 1	0- 0	0- 1	AWAY	1- 0	1- 0	1- 0				
3- 2	0- 1	1- 0	NEUTRAL	1- 1	1- 0	0- 0				
15- 4	0- 3	3- 0	CONFERENCE	1- 0	11- 1	1- 0				
7- 1	0- 1	1- 0	HOME	1- 0	5- 0	1- 0				
6- 2	0- 1	1- 0	AWAY	0- 0	5- 1	0- 0				
2- 1	0- 1	1- 0	NEUTRAL	0- 0	1- 0	0- 0				

RPI 1-25				Team's RPI: 14				RPI 26-50				RPI 51-100				RPI 101+			
RPI	S	Opponent	Score	RPI	S	Opponent	Score	RPI	S	Opponent	Score	RPI	S	Opponent	Score				
1	A	UConn	53 82	28	H	LSU	61 55	65	N	Michigan St.	73 83	103	A	Cincinnati	69 46				
1	H	UConn	49 100	33	N	Dayton	93 87	73	N	St. John's (NY)	68 59	103	H	Cincinnati	84 65				
1	N	UConn	54 70	34	A	Oklahoma	74 79	78	A	George Washington	83 78	112	N	Washington St.	82 45				
2	N	Notre Dame	66 76	45	A	UCF	77 68	80	H	Houston	81 65	125	A	Tulane	63 53				
6	H	Ohio St.	84 65	45	H	UCF	62 45					125	H	Tulane	75 46				
				45	N	UCF	74 59					129	H	Butler	71 55				
												151	A	Wichita St.	56 64				
												181	H	Southern U.	108 48				
												184	A	Temple	89 73				
												184	H	Temple	76 60				
												192	A	Memphis	81 62				
												193	H	East Carolina	88 47				
												193	N	East Carolina	80 44				
												195	A	Tulsa	71 57				
												213	H	SMU	64 54				
												222	H	Arkansas St.	98 55				
												299	A	FIU	82 52				
												309	H	Houston Baptist	90 43				
LAST 12 Division I GAMES:																			
				1	N	UConn	54 70	45	A	UCF	77 68								
				45	N	UCF	74 59	213	H	SMU	64 54								
				193	N	East Carolina	80 44	6	H	Ohio St.	84 65								
				1	A	UConn	53 82	193	H	East Carolina	88 47								
				103	H	Cincinnati	84 65	125	A	Tulane	63 53								
				80	H	Houston	81 65	195	A	Tulsa	71 57								

Non-Div I Games:

South Fla.

Average RPI		Win: 287	WON-LOST RECORD	WINNING PCT. RANK	LAST 10 GAMES	STRENGTH OF SCHEDULE	OPP. STRENGTH OF SCHEDULE	TEAM RPI	ADJ. RPI	CONF. RPI	ADJ. CONF. RPI
Loss: 144											
DIV. I ONLY			12- 17	224	4- 6	203	285	229	229	25	25
DIV. I NON-CONF.			3- 7	254	0- 0	47	234	189	189	27	27
TOTALS		RPI 1-25		RPI 26-50		W-L RECORDS	RPI 51-100	RPI 101-999		RPI 201+	
12- 17	0- 1		0- 1		OVERALL	0- 1	12- 14		10- 2		
7- 5	0- 0		0- 0		HOME	0- 1	7- 4		6- 1		
4- 11	0- 0		0- 0		AWAY	0- 0	4- 1		4- 0		
1- 1	0- 0		0- 0		NEUTRAL	0- 0	1- 1		0- 0		
3- 7	0- 1		0- 1		NON-CONFERENCE	0- 0	3- 5		2- 0		
2- 1	0- 0		0- 0		HOME	0- 0	2- 1		2- 0		
0- 6	0- 1		0- 1		AWAY	0- 0	0- 4		0- 0		
1- 0	0- 0		0- 0		NEUTRAL	0- 0	1- 0		0- 0		
9- 10	0- 0		0- 0		CONFERENCE	0- 1	9- 9		8- 2		
5- 4	0- 0		0- 0		HOME	0- 1	5- 3		4- 1		
4- 5	0- 0		0- 0		AWAY	0- 0	4- 5		4- 1		
0- 1	0- 0		0- 0		NEUTRAL	0- 0	0- 1		0- 0		

RPI 1-25			
RPI	S	Opponent	Score
3	A	Louisville	40 80

RPI 26-50			
RPI	S	Opponent	Score
44	A	Ball St.	56 69

RPI 51-100			
RPI	S	Opponent	Score
56	H	Belmont	57 67

RPI 101+			
RPI	S	Opponent	Score
101	A	Western Ill.	59 87
103	A	Cincinnati	52 65
109	A	George Mason	38 57
110	N	Saint Francis (PA)	82 50
158	A	UT Martin	65 72
158	H	UT Martin	68 69
158	N	UT Martin	60 63
162	A	SIUE	57 65
162	H	SIUE	72 62
164	A	Jacksonville St.	48 55
169	H	Southern Ill.	74 79
182	A	Kansas	50 51
190	A	Morehead St.	58 60
190	H	Morehead St.	56 59
251	A	Austin Peay	65 66
251	H	Austin Peay	50 61
269	H	Bradley	57 53
294	A	Murray St.	85 74
294	H	Murray St.	80 70
313	A	Tennessee Tech	70 66
316	A	Eastern Ky.	66 52
316	H	Eastern Ky.	69 55
330	H	Tennessee St.	71 66
345	A	Eastern Ill.	77 54
345	H	Eastern Ill.	51 48
349	H	Evansville	74 65

LAST 12 Division I GAMES:			
158	N	UT Martin	60 63
158	H	UT Martin	68 69
316	A	Eastern Ky.	66 52
162	H	SIUE	72 62
345	H	Eastern Ill.	51 48
158	A	UT Martin	65 72
190	A	Morehead St.	58 60
251	H	Austin Peay	50 61
294	H	Murray St.	80 70
164	A	Jacksonville St.	48 55
313	A	Tennessee Tech	70 66
345	A	Eastern Ill.	77 54

Southeast Mo. St.

Southeastern Ed.				Through Games Of March 6, 2018						
Average RPI Win: 252		WON-LOST	WINNING	LAST 10	STRENGTH OF	OPP. STRENGTH	TEAM	ADJ.	CONF.	ADJ CONF.
Loss: 192		RECORD	PCT. RANK	GAMES	SCHEDULE	OF SCHEDULE	RPI	RPI	RPI	RPI
DIV. I ONLY		8- 21	281	5- 5	268	272	297	297	26	26
DIV. I NON-CONF.		1- 10	327	0- 0	167	187	295	295	25	25
TOTALS		RPI 1-25	RPI 26-50	W-L RECORDS		RPI 51-100	RPI 101-999	RPI 201+		
8- 21	0- 0		0- 1	OVERALL		0- 2	8- 18	6- 12		
4- 8	0- 0		0- 0	HOME		0- 1	4- 7	3- 6		
4- 12	0- 0		0- 1	AWAY		0- 1	4- 10	3- 6		
0- 1	0- 0		0- 0	NEUTRAL		0- 0	0- 1	0- 0		
1- 10	0- 0		0- 1	NON-CONFERENCE		0- 1	1- 8	0- 4		
0- 3	0- 0		0- 0	HOME		0- 0	0- 3	0- 2		
1- 6	0- 0		0- 1	AWAY		0- 1	1- 4	0- 2		
0- 1	0- 0		0- 0	NEUTRAL		0- 0	0- 1	0- 0		
7- 11	0- 0		0- 0	CONFERENCE		0- 1	7- 10	6- 8		
4- 5	0- 0		0- 0	HOME		0- 1	4- 4	3- 4		
3- 6	0- 0		0- 0	AWAY		0- 0	3- 6	3- 4		
0- 0	0- 0		0- 0	NEUTRAL		0- 0	0- 0	0- 0		

RPI 1-25				RPI 26-50				RPI 51-100				RPI 101+			
RPI	S	Opponent	Score	RPI	S	Opponent	Score	RPI	S	Opponent	Score	RPI	S	Opponent	Score
				28	A	LSU	56 84	69	A	TCU	62 112	102	A	Auburn	46 80
								90	H	Lamar University	58 75	103	A	Cincinnati	43 82
												115	A	SFA	67 79
												122	A	Bethune-Cookman	60 58
												126	A	Central Ark.	47 63
												126	H	Central Ark.	78 70
												149	N	Kent St.	60 81
												160	H	Louisiana	56 68
												217	A	A&M-Corpus Christi	52 56
												224	A	Akron	54 66
												225	A	Grambling	52 61
												227	A	Nicholls St.	66 57
												227	H	Nicholls St.	64 79
												233	A	New Orleans	73 82
												233	H	New Orleans	71 74
												244	A	Abilene Christian	80 86
												244	H	Abilene Christian	78 76
												278	A	McNeese	47 69
												278	H	McNeese	65 77
												291	H	Alcorn	77 84
												309	A	Houston Baptist	76 61
												310	H	Incarnate Word	65 54
												311	H	Alabama A&M	74 76
												334	H	Sam Houston St.	52 57
												337	A	Northwestern St.	64 54
												337	H	Northwestern St.	71 65
				LAST 12 Division I GAMES:											
				227	H	Nicholls St.	64 79	310	H	Incarnate Word	65 54				
				233	H	New Orleans	71 74	126	H	Central Ark.	78 70				
				337	A	Northwestern St.	64 54	217	A	A&M-Corpus Christi	52 56				
				244	H	Abilene Christian	78 76	227	A	Nicholls St.	66 57				
				233	A	New Orleans	73 82	334	H	Sam Houston St.	52 57				
				278	A	McNeese	47 69	337	H	Northwestern St.	71 65				

Non-Div I Games:

Southeastern La.

Loss, Non-Conf, S Site, H Home A Away N Neutral

Average RPI	Win:	169	WON-LOST	WINNING	LAST 10	STRENGTH OF	OPP. STRENGTH	TEAM	ADJ.	CONF.	ADJ CONF.
Average RPI	Loss:	20	RECORD	PCT. RANK	GAMES	SCHEDULE	OF SCHEDULE	RPI	RPI	RPI	RPI
DIV. I ONLY	20- 11	89	5- 5	48	57	49	49	5	5		
DIV. I NON-CONF.	10- 1	15	0- 0	185	220	43	43	3	3		

TOTALS	RPI 1-25	RPI 26-50	W-L RECORDS	RPI 51-100	RPI 101-999	RPI 201+					
20- 11	0- 8	1- 3	OVERALL	2- 0	17- 0	7- 0					
7- 5	0- 4	1- 1	HOME	1- 0	5- 0	3- 0					
9- 5	0- 3	0- 2	AWAY	0- 0	9- 0	4- 0					
4- 1	0- 1	0- 0	NEUTRAL	1- 0	3- 0	0- 0					
10- 1	0- 1	0- 0	NON-CONFERENCE	1- 0	9- 0	6- 0					
2- 1	0- 1	0- 0	HOME	0- 0	2- 0	2- 0					
5- 0	0- 0	0- 0	AWAY	0- 0	5- 0	4- 0					
3- 0	0- 0	0- 0	NEUTRAL	1- 0	2- 0	0- 0					
10- 10	0- 7	1- 3	CONFERENCE	1- 0	8- 0	1- 0					
5- 4	0- 3	1- 1	HOME	1- 0	3- 0	1- 0					
4- 5	0- 3	0- 2	AWAY	0- 0	4- 0	0- 0					
1- 1	0- 1	0- 0	NEUTRAL	0- 0	1- 0	0- 0					

RPI 1-25				RPI 26-50				Team's RPI: 49		RPI 51-100				RPI 101+			
RPI	S	Opponent	Score	RPI	S	Opponent	Score		RPI	S	Opponent	Score	RPI	S	Opponent	Score	
7	A	Oregon	74 80	41	A	Oregon St.	63 69		55	H	Ari zona St.	77 62	111	N	Mi dd l e Tenn.	72 57	
7	H	Oregon	66 70	41	H	Oregon St.	65 61		62	N	Purdue	58 46	112	A	Washi ngton St.	73 72	
10	A	UCLA	46 59	43	A	Cal i forni a	64 76						112	N	Washi ngton St.	47 44	
10	H	UCLA	70 84	43	H	Cal i forni a	59 62						114	A	Utah	58 47	
13	A	Stanford	65 72										114	H	Utah	53 52	
13	H	Stanford	55 59										141	A	Loyol a Marymount	80 70	
13	N	Stanford	59 69										142	A	Col orado	86 51	
15	H	Texas A&M	74 75										142	H	Col orado	65 53	
LAST 12 Division I GAMES:																	
13	N	Stanford	59 69	275	H	Ari zona	78 52		10	H	UCLA	70 84					
112	N	Washington St.	47 44	55	H	Ari zona St.	77 62		10	A	UCLA	46 59					
142	H	Col orado	65 53						198	A	Washington	72 61					
114	H	Utah	53 52						112	A	Washi ngton St.	73 72					
41	A	Oregon St.	63 69														
7	A	Oregon	74 80														

Non-Div I Games:

Southern Cal i forni a

Average RPI Win:	251	WON-LOST	WINNING	LAST 10	STRENGTH OF	OPP. STRENGTH	TEAM	ADJ.	CONF.	ADJ CONF.
Average RPI Loss:	137	RECORD	PCT. RANK	GAMES	SCHEDULE	OF SCHEDULE	RPI	RPI	RPI	RPI
DIV. I ONLY	15- 13	151	5- 5	196	264	169	169	24	24	
DIV. I NON-CONF.	4- 6	214	0- 0	60	241	130	130	21	21	

TOTALS	RPI 1-25	RPI 26-50	W-L RECORDS	RPI 51-100	RPI 101-999	RPI 201+				
15- 13	0- 0	0- 1	OVERALL	1- 6	14- 6	11- 3				
8- 4	0- 0	0- 0	HOME	1- 2	7- 2	5- 1				
7- 7	0- 0	0- 0	AWAY	0- 0	7- 1	6- 1				
0- 2	0- 0	0- 1	NEUTRAL	0- 1	0- 0	0- 0				
4- 6	0- 0	0- 1	NON-CONFERENCE	0- 3	4- 2	2- 0				
1- 2	0- 0	0- 0	HOME	0- 1	1- 1	0- 0				
3- 2	0- 0	0- 0	AWAY	0- 1	3- 1	2- 0				
0- 2	0- 0	0- 1	NEUTRAL	0- 1	0- 0	0- 0				
11- 7	0- 0	0- 0	CONFERENCE	1- 3	10- 4	9- 3				
7- 2	0- 0	0- 0	HOME	1- 1	6- 1	5- 1				
4- 5	0- 0	0- 0	AWAY	0- 2	4- 3	4- 2				
0- 0	0- 0	0- 0	NEUTRAL	0- 0	0- 0	0- 0				

RPI 1-25				RPI 26-50				RPI 51-100				RPI 101+ Team's RPI: 169			
RPI	S	Opponent	Score	RPI	S	Opponent	Score	RPI	S	Opponent	Score	RPI	S	Opponent	Score
				50	N	Miami (FL)	65 75	59	H	Western Ky.	49 75	135	A	UNI	63 71
								70	A	Drake	73 84	135	H	UNI	60 53
								70	H	Drake	64 75	158	H	UT Martin	84 72
								75	A	UAB	66 76	162	H	SIUE	53 57
								82	N	Albany (NY)	57 68	190	A	Morehead St.	81 85
								97	A	Missouri St.	61 79	192	A	Memphis	68 56
								97	H	Missouri St.	71 69	229	A	Southeast Mo. St.	79 74
												241	A	Illinois St.	46 49
												241	H	Illinois St.	36 39
												261	A	Indiana St.	64 45
												261	H	Indiana St.	54 43
												269	A	Bradley	63 62
												269	H	Bradley	62 53
												291	A	Valparaiso	88 86
												291	H	Valparaiso	74 63
												308	A	Loyola Chicago	53 62
												308	H	Loyola Chicago	62 46
												312	A	Marshall	64 59
												349	A	Evansville	74 62
												349	H	Evansville	66 41

LAST 12 Division I GAMES:															
				349	H	Evansville	66 41	241	H	Illinois St.	36 39				
				261	H	Indiana St.	54 43	135	A	UNI	63 71				
				97	A	Missouri St.	61 79	70	A	Drake	73 84				
				308	A	Loyola Chicago	53 62	97	H	Missouri St.	71 69				
				291	A	Valparaiso	88 86	291	H	Valparaiso	74 63				
				269	H	Bradley	62 53	308	H	Loyola Chicago	62 46				

Non-Div I Games: Martin Methodist 60 50

Southern Ill.

■ Loss,
 ■ Non-Conf,
 ■ S Site,
 ■ Home
 ■ Away
 N Neutral

Average RPI Win:	220	WON-LOST	WINNING	LAST 10	STRENGTH OF	OPP. STRENGTH	TEAM	ADJ.	CONF.	ADJ CONF.
Average RPI Loss:	159	RECORD	PCT. RANK	GAMES	SCHEDULE	OF SCHEDULE	RPI	RPI	RPI	RPI
DIV. I ONLY	13- 15	203	3- 7	226	155	214	214	18	18	
DIV. I NON-CONF.	6- 5	153	0- 0	327	113	238	238	20	20	

TOTALS	RPI 1-25	RPI 26-50	W-L RECORDS	RPI 51-100	RPI 101-999	RPI 201+				
13- 15	0- 1	0- 0	OVERALL	2- 3	11- 11	7- 3				
10- 4	0- 0	0- 0	HOME	1- 0	9- 4	6- 2				
3- 10	0- 1	0- 0	AWAY	1- 3	2- 6	1- 1				
0- 1	0- 0	0- 0	NEUTRAL	0- 0	0- 1	0- 0				
6- 5	0- 1	0- 0	NON-CONFERENCE	0- 1	6- 3	5- 0				
5- 1	0- 0	0- 0	HOME	0- 0	5- 1	4- 0				
1- 4	0- 1	0- 0	AWAY	0- 1	1- 2	1- 0				
0- 0	0- 0	0- 0	NEUTRAL	0- 0	0- 0	0- 0				
7- 10	0- 0	0- 0	CONFERENCE	2- 2	5- 8	2- 3				
5- 3	0- 0	0- 0	HOME	1- 0	4- 3	2- 2				
2- 6	0- 0	0- 0	AWAY	1- 2	1- 4	0- 1				
0- 1	0- 0	0- 0	NEUTRAL	0- 0	0- 1	0- 0				

RPI 1-25				RPI 26-50				RPI 51-100				RPI 101+ Team's RPI: 214			
RPI	S	Opponent	Score	RPI	S	Opponent	Score	RPI	S	Opponent	Score	RPI	S	Opponent	Score
5	A	Mississippi St.	56 91					59	A	Western Ky.	60 81	111	A	Middle Tenn.	61 53
								59	H	Western Ky.	69 63	125	H	Tulane	66 58
								68	A	Georgia Tech	44 63	136	A	Louisiana Tech	57 89
								75	A	UAB	80 63	136	H	Louisiana Tech	65 50
								100	A	Rice	56 62	156	A	Samford	56 61
												163	A	Ole Miss	59 68
												168	A	Charlotte	56 66
												168	H	Charlotte	79 85
												170	H	UTEP	60 53
												170	N	UTEP	67 72
												176	H	South Ala.	57 78
												201	A	North Texas	62 71
												242	A	Fla. Atlantic	74 89
												259	H	UTSA	83 60
												279	H	Old Dominion	55 74
												291	H	Alcorn	72 67
												299	H	FIU	70 74
												312	H	Marshall	70 61
												314	H	Alabama St.	72 35
												334	H	Sam Houston St.	58 38
												337	A	Northwestern St.	71 59
												341	H	Mississippi Val.	84 69
LAST 12 Division I GAMES:															
170	N	UTEP	67 72	201	A	North Texas	62 71								
299	H	FIU	70 74	279	H	Old Dominion	55 74								
59	H	Western Ky.	69 63	312	H	Marshall	70 61								
170	H	UTEP	60 53	100	A	Rice	56 62								
242	A	Fla. Atlantic	74 89	259	H	UTSA	83 60								
136	A	Louisiana Tech	57 89	168	H	Charlotte	79 85								

Non-Div I Games: William Carey 82 44 Blue Mountain (MS) 96 46

Southern Miss.

Average RPI Win:	298	WON-LOST	WINNING	LAST 10	STRENGTH OF	OPP. STRENGTH	TEAM	ADJ.	CONF.	ADJ CONF.
Average RPI Loss:	151	RECORD	PCT. RANK	GAMES	SCHEDULE	OF SCHEDULE	RPI	RPI	RPI	RPI
DIV. I ONLY	15- 12	139	7- 3	295	321	181	181	32	32	
DIV. I NON-CONF.	0- 8	337	0- 0	49	18	274	274	32	32	

TOTALS	RPI 1-25	RPI 26-50	W-L RECORDS	RPI 51-100	RPI 101-999	RPI 201+				
15- 12	0- 1	0- 0	OVERALL	0- 3	15- 8	15- 5				
9- 1	0- 0	0- 0	HOME	0- 0	9- 1	9- 1				
6- 10	0- 1	0- 0	AWAY	0- 2	6- 7	6- 4				
0- 1	0- 0	0- 0	NEUTRAL	0- 1	0- 0	0- 0				
0- 8	0- 1	0- 0	NON-CONFERENCE	0- 3	0- 4	0- 1				
0- 0	0- 0	0- 0	HOME	0- 0	0- 0	0- 0				
0- 7	0- 1	0- 0	AWAY	0- 2	0- 4	0- 1				
0- 1	0- 0	0- 0	NEUTRAL	0- 1	0- 0	0- 0				
15- 4	0- 0	0- 0	CONFERENCE	0- 0	15- 4	15- 4				
9- 1	0- 0	0- 0	HOME	0- 0	9- 1	9- 1				
6- 3	0- 0	0- 0	AWAY	0- 0	6- 3	6- 3				
0- 0	0- 0	0- 0	NEUTRAL	0- 0	0- 0	0- 0				

RPI	S	Opponent	Score	RPI	S	Opponent	Score	RPI	S	Opponent	Score	RPI	S	Opponent	Score	Team's RPI: 181
14	A	South Fla.	48 108					54	A	Indiana	49 64	102	A	Auburn	47 65	
								57	A	Oklahoma St.	66 94	122	A	Bethune-Cookman	56 68	
								83	N	Tol edo	76 81	176	A	South Ala.	65 69	
												204	A	Wisconsin	74 77	
												221	A	Texas Southern	67 57	
												221	H	Texas Southern	60 66	
												225	A	Grambling	71 79	
												225	H	Grambling	63 44	
												234	A	Prairie View	62 69	
												234	H	Prairie View	96 58	
												291	A	Alcorn	75 55	
												291	H	Alcorn	64 56	
												298	A	Jackson St.	68 58	
												298	H	Jackson St.	86 76	
												311	A	Alabama A&M	58 46	
												311	H	Alabama A&M	77 62	
												314	A	Alabama St.	56 58	
												314	H	Alabama St.	66 58	
												332	A	Ark.-Pine Bluff	71 52	
												332	H	Ark.-Pine Bluff	70 60	
												332	H	Ark.-Pine Bluff	59 47	
												341	A	Mississippi Val.	70 54	
												341	H	Mississippi Val.	66 58	
LAST 12 Division I GAMES:																
332	H	Ark.-Pine Bluff	70 60	341	H	Mississippi Val.	66 58									
234	H	Prairie View	96 58	332	H	Ark.-Pine Bluff	59 47									
221	H	Texas Southern	60 66	298	A	Jackson St.	68 58									
291	A	Alcorn	75 55	225	A	Grambling	71 79									
311	A	Alabama A&M	58 46	291	H	Alcorn	64 56									
314	A	Alabama St.	56 58	311	H	Alabama A&M	77 62									

Non-Div I Games: Mobile 86 54

Southern U.

Average RPI		Win: 254	WON-LOST RECORD	WINNING PCT. RANK	LAST 10 GAMES	STRENGTH OF SCHEDULE	OPP. STRENGTH OF SCHEDULE	TEAM RPI	ADJ. RPI	CONF. RPI	ADJ. CONF. RPI
Loss: 177											
DIV. I ONLY			3- 27	341	0- 10	173	261	328	328	19	19
DIV. I NON-CONF.			1- 10	327	0- 0	157	326	327	327	13	13
TOTALS		RPI 1-25		RPI 26-50		W-L RECORDS		RPI 51-100	RPI 101-999	RPI 201+	
3- 27	0- 1			0- 1		OVERALL		0- 1	3- 24	2- 11	
2- 12	0- 0			0- 1		HOME		0- 1	2- 10	1- 5	
1- 14	0- 1			0- 0		AWAY		0- 0	1- 13	1- 6	
0- 1	0- 0			0- 0		NEUTRAL		0- 0	0- 1	0- 0	
1- 10	0- 1			0- 0		NON-CONFERENCE		0- 1	1- 8	1- 4	
1- 4	0- 0			0- 0		HOME		0- 1	1- 3	1- 1	
0- 6	0- 1			0- 0		AWAY		0- 0	0- 5	0- 3	
0- 0	0- 0			0- 0		NEUTRAL		0- 0	0- 0	0- 0	
2- 17	0- 0			0- 1		CONFERENCE		0- 0	2- 16	1- 7	
1- 8	0- 0			0- 1		HOME		0- 0	1- 7	0- 4	
1- 8	0- 0			0- 0		AWAY		0- 0	1- 8	1- 3	
0- 1	0- 0			0- 0		NEUTRAL		0- 0	0- 1	0- 0	

RPI 1-25					RPI 26-50					RPI 51-100					RPI 101+				
RPI	S	Opponent	Score		RPI	S	Opponent	Score		RPI	S	Opponent	Score		RPI	S	Opponent	Score	Team's RPI : 328
7	A	Oregon	38	98	37	H	Northern Colo.	54	60	64	H	UC Davis	59	85	118	A	Portland St.	66	70
															143	A	Idaho	51	74
															143	H	Idaho	57	65
															144	A	Idaho St.	39	66
															144	H	Idaho St.	76	70
															144	N	Idaho St.	49	59
															148	A	Eastern Wash.	41	58
															148	H	Eastern Wash.	49	70
															150	A	Weber St.	50	65
															150	H	Weber St.	64	77
															155	A	BYU	67	75
															159	H	Binghamton	66	72
															165	A	San Diego	59	72
															194	H	UC Irvine	64	71
															202	H	North Dakota	53	68
															203	H	CSU Bakersfield	45	46
															210	A	Montana St.	71	91
															210	H	Montana St.	57	63
															235	A	Montana	71	81
															235	H	Montana	65	74
															247	A	Grand Canyon	54	59
															271	A	Sacramento St.	77	79
															275	A	Arizona	74	76
															304	A	Northern Ariz.	60	57
															304	H	Northern Ariz.	55	72
															315	H	Utah St.	70	67
															323	A	Utah Valley	61	69
					LAST 12 Division I GAMES:														
					144	N	Idaho St.	49	59	202	H	North Dakota	53	68					
					143	H	Idaho	57	65	304	H	Northern Ariz.	55	72					
					148	H	Eastern Wash.	49	70	144	A	Idaho St.	39	66					
					271	A	Sacramento St.	77	79	150	A	Weber St.	50	65					
					118	A	Portland St.	66	70	210	H	Montana St.	57	63					
					37	H	Northern Colo.	54	60	235	H	Montana	65	74					

Non-Div I Games:

Southern Utah

■ Loss, ■ Non-Conf, S Site, H Home A Away N Neutral

Average RPI	Win:	235	WON-LOST	WINNING	LAST 10	STRENGTH OF	OPP. STRENGTH	TEAM	ADJ.	CONF.	ADJ CONF.
Average RPI	Loss:	134	RECORD	PCT. RANK	GAMES	SCHEDULE	OF SCHEDULE	RPI	RPI	RPI	RPI
DIV. I ONLY		8- 22		288	1- 9	117		181	258	258	13
DIV. I NON-CONF.		5- 8		220	0- 0	109		208	197	197	10

TOTALS	RPI 1-25		RPI 26-50		W-L RECORDS		RPI 51-100		RPI 101-999		RPI 201+
8- 22	0- 1		0- 1		OVERALL		2- 7		6- 13		5- 4
5- 9	0- 1		0- 0		HOME		1- 3		4- 5		3- 0
2- 13	0- 0		0- 1		AWAY		1- 4		1- 8		1- 4
1- 0	0- 0		0- 0		NEUTRAL		0- 0		1- 0		1- 0
5- 8	0- 1		0- 0		NON-CONFERENCE		2- 3		3- 4		2- 2
3- 3	0- 1		0- 0		HOME		1- 1		2- 1		1- 0
1- 5	0- 0		0- 0		AWAY		1- 2		0- 3		0- 2
1- 0	0- 0		0- 0		NEUTRAL		0- 0		1- 0		1- 0
3- 14	0- 0		0- 1		CONFERENCE		0- 4		3- 9		3- 2
2- 6	0- 0		0- 0		HOME		0- 2		2- 4		2- 0
1- 8	0- 0		0- 1		AWAY		0- 2		1- 5		1- 2
0- 0	0- 0		0- 0		NEUTRAL		0- 0		0- 0		0- 0

RPI	S	Opponent	Score	RPI	S	Opponent	Score	RPI	S	Opponent	Score	RPI	S	Opponent	Score	Team's RPI: 258
19	H	Buffalo	59 76	33	A	Dayton	59 80	71	A	Navy	48 86	104	H	Delaware	52 53	
								74	A	Duquesne	59 73	109	A	George Mason	79 89	
								74	H	Duquesne	73 76	109	A	George Mason	63 78	
								78	H	George Washington	56 63	109	H	George Mason	63 76	
								82	A	Albany (NY)	52 69	121	A	Saint Louis	55 78	
								83	H	Toledo	39 58	137	H	Saint Joseph's	64 70	
								84	A	Fordham	48 72	185	H	Davidson	68 75	
								92	A	Bucknell	59 48	196	H	Eastern Mich.	70 51	
								93	H	Penn St.	65 62	197	H	Richmond	57 79	
												199	A	Siena	62 70	
												232	H	Niagara	76 58	
												248	A	La Salle	63 66	
												255	A	Hofstra	68 71	
												276	H	Massachusetts	69 59	
												282	A	VCU	75 77	
												286	A	Canisius	69 71	
												324	N	UMBC	63 54	
												335	A	Rhode Island	77 72	
												335	H	Rhode Island	81 70	

LAST 12 Division I GAMES:																
109	A	George Mason	79 89	78	H	George Washington	56 63									
74	H	Duquesne	73 76	109	H	George Mason	63 76									
335	A	Rhode Island	77 72	74	A	Duquesne	59 73									
109	A	George Mason	63 78	84	A	Fordham	48 72									
197	H	Richmond	57 79	185	H	Davidson	68 75									
282	A	VCU	75 77	335	H	Rhode Island	81 70									

Non-Div I Games:

St. Bonaventure

Average RPI Win:

269

Average RPI Loss:

218

WON-LOST

RECORD

WINNING

PCT. RANK

LAST 10

GAMES

STRENGTH OF

SCHEDULE

OPP. STRENGTH

OF SCHEDULE

TEAM

RPI

ADJ.

RPI

CONF.

RPI

ADJ CONF.

RPI

DIV. I ONLY

13- 17

215

5- 5

322

326

274

274

29

29

DIV. I NON-CONF.

4- 7

226

0- 0

306

329

283

283

29

29

TOTALS

RPI 1-25

RPI 26-50

W-L RECORDS

RPI 51-100

RPI 101-999

RPI 201+

13- 17

0- 0

0- 0

OVERALL

0- 1

13- 16

11- 11

9- 4

0- 0

0- 0

HOME

0- 0

9- 4

7- 2

4- 11

0- 0

0- 0

AWAY

0- 1

4- 10

4- 7

0- 2

0- 0

0- 0

NEUTRAL

0- 0

0- 2

0- 2

4- 7

0- 0

0- 0

NON-CONFERENCE

0- 1

4- 6

3- 4

3- 1

0- 0

0- 0

HOME

0- 0

3- 1

2- 0

1- 5

0- 0

0- 0

AWAY

0- 1

1- 4

1- 3

0- 1

0- 0

0- 0

NEUTRAL

0- 0

0- 1

0- 1

9- 10

0- 0

0- 0

CONFERENCE

0- 0

9- 10

8- 7

6- 3

0- 0

0- 0

HOME

0- 0

6- 3

5- 2

3- 6

0- 0

0- 0

AWAY

0- 0

3- 6

3- 4

0- 1

0- 0

0- 0

NEUTRAL

0- 0

0- 1

0- 1

RPI 1-25

RPI 26-50

RPI 51-100

RPI 101+

Team's RPI: 274

RPI S Opponent Score

RPI S Opponent Score

RPI S Opponent Score

RPI S Opponent Score

73 A St. John's (NY)

73 A St. John's (NY)

110 A Saint Francis (PA)

110 H Saint Francis (PA)

124 A Seton Hall

133 A Robert Morris

133 H Robert Morris

152 H Army West Point

190 H Morehead St.

216 N Norfolk St.

238 H Loyola Maryland

242 A Fla. Atlantic

249 A Sacred Heart

249 H Sacred Heart

263 A LIU Brooklyn

263 H LIU Brooklyn

263 N LIU Brooklyn

265 A Manhattan

268 A Howard

281 A Fairleigh Dickinson

281 H Fairleigh Dickinson

287 A Central Conn. St.

287 H Central Conn. St.

293 A Mt. St. Mary's

293 H Mt. St. Mary's

296 A Bryant

296 H Bryant

329 A Wagner

329 H Wagner

342 H Iona

347 A Saint Peter's

LAST 12 Division I GAMES:

263 N LIU Brooklyn

56

59

133 H Robert Morris

49

47

296 H Bryant

66

60

110 H Saint Francis (PA)

71

94

287 H Central Conn. St.

77

83

293 A Mt. St. Mary's

75

56

281 A Fairleigh Dickinson

58

45

329 A Wagner

47

50

249 A Sacred Heart

60

66

249 H Sacred Heart

63

48

263 H LIU Brooklyn

64

54

281 H Fairleigh Dickinson

62

70

Average RPI	Win:	126	WON-LOST	WINNING	LAST 10	STRENGTH OF	OPP. STRENGTH	TEAM	ADJ.	CONF.	ADJ CONF.
Average RPI	Loss:	65	RECORD	PCT. RANK	GAMES	SCHEDULE	OF SCHEDULE	RPI	RPI	RPI	RPI
DIV. I ONLY		16- 14		153	4- 6	18	61	73	73	6	6
DIV. I NON-CONF.		7- 4		102	0- 0	7	56	37	37	6	6

TOTALS	RPI 1-25		RPI 26-50		W-L RECORDS	RPI 51-100		RPI 101-999		RPI 201+	
16- 14	0- 7		3- 3		OVERALL	5- 1		8- 3		3- 2	
10- 5	0- 3		2- 0		HOME	2- 1		6- 1		2- 1	
5- 6	0- 2		1- 2		AWAY	2- 0		2- 2		1- 1	
1- 3	0- 2		0- 1		NEUTRAL	1- 0		0- 0		0- 0	
7- 4	0- 3		1- 0		NON-CONFERENCE	3- 1		3- 0		1- 0	
4- 2	0- 1		0- 0		HOME	1- 1		3- 0		1- 0	
2- 0	0- 0		1- 0		AWAY	1- 0		0- 0		0- 0	
1- 2	0- 2		0- 0		NEUTRAL	1- 0		0- 0		0- 0	
9- 10	0- 4		2- 3		CONFERENCE	2- 0		5- 3		2- 2	
6- 3	0- 2		2- 0		HOME	1- 0		3- 1		1- 1	
3- 6	0- 2		0- 2		AWAY	1- 0		2- 2		1- 1	
0- 1	0- 0		0- 1		NEUTRAL	0- 0		0- 0		0- 0	

RPI 1-25				RPI 26-50				RPI 51-100				Team's RPI: 73	RPI 101+			
RPI	S	Opponent	Score	RPI	S	Opponent	Score	RPI	S	Opponent	Score		RPI	S	Opponent	Score
11	N	South Carolina	58 76	29	A	Villanova	52 69	66	H	James Madison	81 64		124	A	Seton Hall	57 62
14	N	South Fla.	59 68	29	H	Villanova	70 64	82	A	Albany (NY)	71 66		124	H	Seton Hall	75 56
19	H	Buffalo	72 73	48	A	Creighton	39 53	84	H	Fordham	64 67		129	A	Butler	73 55
20	A	DePaul	67 76	48	H	Creighton	72 65	96	N	Western Mich.	76 48		129	H	Butler	76 38
20	H	DePaul	54 67	48	N	Creighton	58 66	99	A	Georgetown	71 63		154	H	William & Mary	92 81
25	A	Marquette	72 74	50	A	Miami (FL)	74 64	99	H	Georgetown	64 41		182	H	Kansas	65 53
25	H	Marquette	57 76										218	A	Providence	68 70
													218	H	Providence	44 49
													226	A	Xavier	67 63
													226	H	Xavier	70 36
													274	H	St. Francis Brooklyn	73 49

LAST 12 Division I GAMES:																
48	N	Creighton	58 66	226	H	Xavier	70 36									
25	H	Marquette	57 76	129	H	Butler	76 38									
20	H	DePaul	54 67	218	A	Providence	68 70									
124	H	Seton Hall	75 56	48	A	Creighton	39 53									
99	A	Georgetown	71 63	124	A	Seton Hall	57 62									
29	A	Villanova	52 69	29	H	Villanova	70 64									

Non-Div I Games:

St. John's (NY)

Average RPI Win:	115	WON-LOST	WINNING	LAST 10	STRENGTH OF	OPP. STRENGTH	TEAM	ADJ.	CONF.	ADJ CONF.
Average RPI Loss:	24	RECORD	PCT. RANK	GAMES	SCHEDULE	OF SCHEDULE	RPI	RPI	RPI	RPI
DIV. I ONLY	22- 10	72	8- 2	5	13	13	13	5	5	
DIV. I NON-CONF.	6- 6	170	0- 0	4	10	36	36	3	3	

TOTALS	RPI 1-25	RPI 26-50	W-L RECORDS	RPI 51-100	RPI 101-999	RPI 201+				
22- 10	2- 7	5- 1	OVERALL	4- 1	11- 1	4- 0				
12- 2	1- 1	2- 0	HOME	2- 0	7- 1	3- 0				
6- 5	1- 3	2- 1	AWAY	0- 1	3- 0	1- 0				
4- 3	0- 3	1- 0	NEUTRAL	2- 0	1- 0	0- 0				
6- 6	0- 5	0- 0	NON-CONFERENCE	2- 0	4- 1	2- 0				
3- 2	0- 1	0- 0	HOME	1- 0	2- 1	2- 0				
1- 2	0- 2	0- 0	AWAY	0- 0	1- 0	0- 0				
2- 2	0- 2	0- 0	NEUTRAL	1- 0	1- 0	0- 0				
16- 4	2- 2	5- 1	CONFERENCE	2- 1	7- 0	2- 0				
9- 0	1- 0	2- 0	HOME	1- 0	5- 0	1- 0				
5- 3	1- 1	2- 1	AWAY	0- 1	2- 0	1- 0				
2- 1	0- 1	1- 0	NEUTRAL	1- 0	0- 0	0- 0				

RPI	S	Opponent	Score	RPI	S	Opponent	Score	RPI	S	Opponent	Score	RPI	S	Opponent	Score
1	N	UConn	53 78	41	A	Oregon St.	60 57	55	A	Arizona St.	66 73	101	H	Western Ill.	64 71
4	A	Baylor	57 81	43	A	Cal i forn i a	66 78	55	H	Arizona St.	74 50	112	H	Washing ton St.	70 57
6	A	Ohio St.	64 85	43	H	Cal i forn i a	74 69	55	N	Arizona St.	58 46	114	H	Utah	70 49
6	N	Ohio St.	82 94	49	A	Southern Cal i forn i a	59 55	56	N	Bel mont	74 53	128	A	San Franci sco	86 66
7	A	Oregon	78 65	49	H	Southern Cal i forn i a	72 65	91	H	UNLV	74 33	142	H	Col orado	62 53
7	N	Oregon	57 77	49	N	Southern Cal i forn i a	69 59					149	N	Kent St.	79 54
9	H	Tennessee	71 83									198	A	Washi ngton	86 79
10	A	UCLA	53 64									198	H	Washi ngton	71 45
10	H	UCLA	76 65									203	H	CSU Bakersfi el d	57 34
												230	H	UC Ri versi de	53 43
												275	A	Ari zona	61 46
												275	H	Ari zona	79 42

LAST 12 Division I GAMES:															
		7 N Oregon	57 77			142 H Col orado	62 53								
		55 N Arizona St.	58 46			114 H Utah	70 49								
		49 N Southern Cal i forn i a	69 59			7 A Oregon	78 65								
		198 A Washi ngton	86 79			41 A Oregon St.	60 57								
		43 A Cal i forn i a	66 78			275 H Ari zona	79 42								
		43 H Cal i forn i a	74 69			55 H Ari zona St.	74 50								

Non-Div I Games:

Stanford

Average RPI Win:	243	WON-LOST	WINNING	LAST 10	STRENGTH OF	OPP. STRENGTH	TEAM	ADJ.	CONF.	ADJ CONF.
Average RPI Loss:	143	RECORD	PCT. RANK	GAMES	SCHEDULE	OF SCHEDULE	RPI	RPI	RPI	RPI
DIV. I ONLY	15- 14	167	5- 5	227	210	200	200	23	23	
DIV. I NON-CONF.	7- 7	170	0- 0	133	124	156	156	22	22	

TOTALS	RPI 1-25	RPI 26-50	W-L RECORDS	RPI 51-100	RPI 101-999	RPI 201+				
15- 14	0- 2	0- 0	OVERALL	0- 6	15- 6	10- 5				
9- 4	0- 0	0- 0	HOME	0- 2	9- 2	6- 1				
4- 6	0- 2	0- 0	AWAY	0- 2	4- 2	3- 2				
2- 4	0- 0	0- 0	NEUTRAL	0- 2	2- 2	1- 2				
7- 7	0- 2	0- 0	NON-CONFERENCE	0- 2	7- 3	2- 2				
4- 1	0- 0	0- 0	HOME	0- 0	4- 1	1- 0				
1- 2	0- 2	0- 0	AWAY	0- 0	1- 0	0- 0				
2- 4	0- 0	0- 0	NEUTRAL	0- 2	2- 2	1- 2				
8- 7	0- 0	0- 0	CONFERENCE	0- 4	8- 3	8- 3				
5- 3	0- 0	0- 0	HOME	0- 2	5- 1	5- 1				
3- 4	0- 0	0- 0	AWAY	0- 2	3- 2	3- 2				
0- 0	0- 0	0- 0	NEUTRAL	0- 0	0- 0	0- 0				

RPI	S	Opponent	Score	RPI	S	Opponent	Score	RPI	S	Opponent	Score	RPI	S	Opponent	Score
8	A	Florida St.	39 84					52	A	FGCU	40 80	105	H	Chattanooga	78 67
12	A	Texas	59 95					52	H	FGCU	60 74	132	H	Texas St.	61 54
								59	N	Western Ky.	58 66	162	A	SIUE	65 61
								85	N	Wright St.	59 64	178	N	Florida	85 71
								98	A	Jacksonville	63 73	191	H	High Point	64 69
								98	H	Jacksonville	54 61	197	H	Richmond	72 67
												218	N	Providence	45 56
												237	A	North Florida	68 51
												237	H	North Florida	55 63
												237	H	North Florida	68 55
												256	H	Northern Ky.	67 56
												260	A	Lipscomb	59 55
												260	H	Lipscomb	91 71
												283	N	UMKC	50 67
												300	A	Kennesaw St.	49 66
												300	H	Kennesaw St.	96 53
												303	A	USC Upstate	64 69
												303	H	USC Upstate	62 61
												333	N	Delaware St.	58 43
												339	A	NJIT	72 53
												339	H	NJIT	73 55

LAST 12 Division I GAMES:															
237	H	North Florida	55 63	98	H	Jacksonville	54 61	237	A	North Florida	68 51	98	A	Jacksonville	63 73
52	H	FGCU	60 74	237	A	North Florida	68 51	237	H	North Florida	68 55	300	A	Kennesaw St.	49 66
260	H	Lipscomb	91 71	98	A	Jacksonville	63 73	300	A	Kennesaw St.	49 66	339	A	NJIT	72 53
300	H	Kennesaw St.	96 53	237	H	North Florida	68 55	260	A	Lipscomb	59 55				
303	A	USC Upstate	64 69	300	A	Kennesaw St.	49 66								
339	A	NJIT	72 53	260	A	Lipscomb	59 55								

Non-Div I Games: Thomas (GA) 92 41 Webber Int'l 67 30

Stetson

Average RPI Win:	268	WON-LOST	WINNING	LAST 10	STRENGTH OF	OPP. STRENGTH	TEAM	ADJ.	CONF.	ADJ CONF.
Average RPI Loss:	128	RECORD	PCT. RANK	GAMES	SCHEDULE	OF SCHEDULE	RPI	RPI	RPI	RPI
DIV. I ONLY	17- 12	119	7- 3	302	247	187	187	20	20	
DIV. I NON-CONF.	7- 5	132	0- 0	335	246	228	228	24	24	

TOTALS	RPI 1-25	RPI 26-50	W-L RECORDS	RPI 51-100	RPI 101-999	RPI 201+				
17- 12	0- 0	0- 1	OVERALL	1- 4	16- 7	13- 1				
8- 5	0- 0	0- 0	HOME	1- 1	7- 4	7- 0				
9- 6	0- 0	0- 1	AWAY	0- 3	9- 2	6- 1				
0- 1	0- 0	0- 0	NEUTRAL	0- 0	0- 1	0- 0				
7- 5	0- 0	0- 1	NON-CONFERENCE	0- 1	7- 3	7- 1				
4- 1	0- 0	0- 0	HOME	0- 0	4- 1	4- 0				
3- 4	0- 0	0- 1	AWAY	0- 1	3- 2	3- 1				
0- 0	0- 0	0- 0	NEUTRAL	0- 0	0- 0	0- 0				
10- 7	0- 0	0- 0	CONFERENCE	1- 3	9- 4	6- 0				
4- 4	0- 0	0- 0	HOME	1- 1	3- 3	3- 0				
6- 2	0- 0	0- 0	AWAY	0- 2	6- 0	3- 0				
0- 1	0- 0	0- 0	NEUTRAL	0- 0	0- 1	0- 0				

RPI S Opponent	Score	RPI S Opponent	Score	RPI S Opponent	Score	RPI S Opponent	Score	Team's RPI: 187
		35 A Syracuse	70 81	51 A Harvard	53 60	127 H Yale	71 77	
				72 A Mai ne	56 64	130 A Hartford	66 58	
				72 H Mai ne	76 68	130 H Hartford	68 75	
				82 A Al bany (NY)	58 64	159 A Bi nghamton	67 59	
				82 H Al bany (NY)	68 72	159 H Bi nghamton	64 69	
						175 A Northwestern	36 68	
						179 A New Hampshi re	62 56	
						179 H New Hampshi re	50 51	
						179 N New Hampshi re	54 71	
						255 A Hofstra	73 49	
						265 H Manhattan	74 59	
						267 A Cornell	40 48	
						281 A Fai rleigh Dickinson	56 51	
						287 H Central Conn. St.	60 55	
						295 A Vermont	55 49	
						295 H Vermont	80 57	
						324 A UMBC	69 44	
						324 H UMBC	53 49	
						327 A Ga. Southern	68 49	
						329 H Wagner	69 50	
						342 H Iona	63 46	
						348 A UMass Lowell	63 60	
						348 H UMass Lowell	59 50	
LAST 12 Division I GAMES:								
179 N New Hampshi re	54 71	159 H Bi nghamton	64 69					
295 A Vermont	55 49	130 A Hartford	66 58					
179 A New Hampshi re	62 56	324 A UMBC	69 44					
324 H UMBC	53 49	82 A Al bany (NY)	58 64					
72 H Mai ne	76 68	348 H UMass Lowell	59 50					
348 A UMass Lowell	63 60	179 H New Hampshi re	50 51					

Non-Div I Games: Farmingdale St. 76 25

Stony Brook

Through Games of March 6, 2018										
Average RPI Win: 155		WON-LOST RECORD	WINNING PCT. RANK	LAST 10 GAMES	STRENGTH OF SCHEDULE	OPP. STRENGTH OF SCHEDULE	TEAM RPI	ADJ. RPI	CONF. RPI	ADJ CONF. RPI
DIV. I ONLY		19- 12	105	3- 7	53	42	69	69	4	4
DIV. I NON-CONF.		9- 2	33	0- 0	206	197	74	74	5	5

TOTALS		RPI 1-25		RPI 26-50	W-L RECORDS		RPI 51-100	RPI 101-999	RPI 201+	
19- 12	1- 5			2- 1	OVERALL		4- 3	12- 3	6- 0	
11- 5	1- 1			1- 0	HOME		2- 2	7- 2	3- 0	
5- 6	0- 3			0- 1	AWAY		2- 1	3- 1	2- 0	
3- 1	0- 1			1- 0	NEUTRAL		0- 0	2- 0	1- 0	
9- 2	0- 1			0- 0	NON-CONFERENCE		1- 0	8- 1	4- 0	
6- 1	0- 0			0- 0	HOME		1- 0	5- 1	2- 0	
1- 1	0- 1			0- 0	AWAY		0- 0	1- 0	1- 0	
2- 0	0- 0			0- 0	NEUTRAL		0- 0	2- 0	1- 0	
10- 10	1- 4			2- 1	CONFERENCE		3- 3	4- 2	2- 0	
5- 4	1- 1			1- 0	HOME		1- 2	2- 1	1- 0	
4- 5	0- 2			0- 1	AWAY		2- 1	2- 1	1- 0	
1- 1	0- 1			1- 0	NEUTRAL		0- 0	0- 0	0- 0	

RPI 1-25				RPI 26-50				RPI 51-100				Team's RPI: 69				RPI 101+			
RPI	S	Opponent	Score	RPI	S	Opponent	Score	RPI	S	Opponent	Score	RPI	S	Opponent	Score	RPI	S	Opponent	Score
4	A	Bayl or	63 83	34	A	Okl ahoma	71 84	57	A	Okl ahoma St.	72 85	106	A	Iowa St.	75 52				
4	H	Bayl or	53 85	34	H	Okl ahoma	62 58	57	H	Okl ahoma St.	54 71	106	H	Iowa St.	63 66				
4	N	Bayl or	48 94	34	N	Okl ahoma	90 83	63	A	West Vi rgi nia	76 74	127	H	Yal e	72 82				
12	A	Texas	65 92					63	H	West Vi rgi nia	82 87	132	H	Texas St.	82 58				
12	H	Texas	79 77					89	A	Kansas St.	68 63	143	N	Idaho	86 76				
15	A	Texas A&M	58 71					89	H	Kansas St.	87 70	173	H	Hampton	90 68				
								94	H	Al abama	88 67	174	H	Oral Roberts	72 58				
												182	A	Kansas	77 86				
												182	H	Kansas	76 66				
												213	A	SMU	64 58				
												252	A	Texas Tech	72 60				
												252	H	Texas Tech	93 72				
												275	N	Arizona	68 59				
												297	H	Southeastern La.	112 62				
												337	H	Northwestern St.	89 51				

Team's RPI: 69																			
LAST 12 Division I GAMES:																			
4	N	Bayl or	48 94	106	H	Iowa St.	63 66												
34	N	Okl ahoma	90 83	4	A	Bayl or	63 83												
57	A	Okl ahoma St.	72 85	57	H	Okl ahoma St.	54 71												
4	H	Bayl or	53 85	12	A	Texas	65 92												
252	A	Texas Tech	72 60	106	A	Iowa St.	75 52												
89	H	Kansas St.	87 70	34	H	Okl ahoma	62 58												

Non-Div I Games:

TCU

Average RPI Win: 210

Average RPI Loss: 76

WON-LOST
RECORDWINNING
PCT. RANKLAST 10
GAMESSTRENGTH OF
SCHEDULEOPP. STRENGTH
OF SCHEDULETEAM
RPIADJ.
RPICONF.
RPIADJ CONF.
RPIDIV. I ONLY
DIV. I NON-CONF.12- 19
8- 5234
1113- 7
0- 079
17673
96184
173184
1737
77
7

TOTALS

RPI 1-25

RPI 26-50

W-L RECORDS

RPI 51-100

RPI 101-999

RPI 201+

12- 19

0- 5

0- 5

OVERALL

1- 2

11- 7

5- 1

8- 11

0- 3

0- 3

HOME

1- 2

7- 3

3- 0

3- 7

0- 1

0- 0

AWAY

0- 0

3- 1

2- 0

1- 1

0- 0

0- 1

NEUTRAL

0- 0

1- 0

0- 0

8- 5

0- 1

0- 2

NON-CONFERENCE

1- 1

7- 1

4- 0

6- 5

0- 1

0- 2

HOME

1- 1

5- 1

2- 0

2- 0

0- 0

0- 0

AWAY

0- 0

2- 0

2- 0

0- 0

0- 0

0- 0

NEUTRAL

0- 0

0- 0

0- 0

4- 14

0- 4

0- 3

CONFERENCE

0- 1

4- 6

1- 1

2- 6

0- 2

0- 1

HOME

0- 1

2- 2

1- 0

1- 7

0- 2

0- 1

AWAY

0- 0

1- 4

0- 1

1- 1

0- 0

0- 1

NEUTRAL

0- 0

1- 0

0- 0

RPI 1-25

RPI 26-50

RPI 51-100

RPI 101+

Team's RPI: 184

RPI	S	Opponent	Score
1	A	UConn	45 106
1	H	UConn	57 113
11	H	South Carolina	60 87
14	A	South Fla.	60 76
14	H	South Fla.	73 89

RPI	S	Opponent	Score
29	H	Villanova	65 69
39	H	Rutgers	67 84
45	A	UCF	46 76
45	H	UCF	57 64
45	N	UCF	70 77

RPI	S	Opponent	Score
51	H	Harvard	86 64
61	H	Penn	59 74
80	H	Houston	75 99

RPI	S	Opponent	Score
103	A	Cincinnati	72 80
103	H	Cincinnati	52 70
125	A	Tulane	65 69
137	H	Saint Joseph's	69 66
151	A	Wichita St.	81 88
151	N	Wichita St.	72 59
157	H	Marist	83 77
163	H	Ole Miss	48 64
173	H	Hampton	65 56
192	H	Memphis	78 83
193	A	East Carolina	65 64
195	H	Tulsa	76 75
213	A	SMU	56 60
213	H	SMU	55 52
248	A	La Salle	69 52
329	H	Wagner	70 36
333	H	Delaware St.	96 72
342	A	Iona	59 54

LAST 12 Division I GAMES:

45	N	UCF	70 77	151	A	Wichita St.	81 88
151	N	Wichita St.	72 59	45	H	UCF	57 64
192	H	Memphis	78 83	125	A	Tulane	65 69
193	A	East Carolina	65 64	195	H	Tulsa	76 75
103	H	Cincinnati	52 70	213	A	SMU	56 60
1	A	UConn	45 106	14	A	South Fla.	60 76

Non-Div I Games:

Temple

Loss,
Non-Conf,
S Site,
H Home
A Away
N Neutral

Average RPI Win:	106	WON-LOST	WINNING	LAST 10	STRENGTH OF	OPP. STRENGTH	TEAM	ADJ.	CONF.	ADJ CONF.
Average RPI Loss:	25	RECORD	PCT. RANK	GAMES	SCHEDULE	OF SCHEDULE	RPI	RPI	RPI	RPI
DIV. I ONLY	24- 7	37	7- 3	9	7	9	9	2	2	
DIV. I NON-CONF.	12- 1	6	0- 0	10	35	3	3	2	2	

TOTALS	RPI 1-25	RPI 26-50	W-L RECORDS	RPI 51-100	RPI 101-999	RPI 201+				
24- 7	6- 5	1- 1	OVERALL	4- 1	13- 0	2- 0				
13- 2	3- 1	1- 0	HOME	1- 1	8- 0	1- 0				
7- 4	2- 3	0- 1	AWAY	1- 0	4- 0	1- 0				
4- 1	1- 1	0- 0	NEUTRAL	2- 0	1- 0	0- 0				
12- 1	3- 1	0- 0	NON-CONFERENCE	3- 0	6- 0	2- 0				
7- 0	1- 0	0- 0	HOME	1- 0	5- 0	1- 0				
2- 1	1- 1	0- 0	AWAY	0- 0	1- 0	1- 0				
3- 0	1- 0	0- 0	NEUTRAL	2- 0	0- 0	0- 0				
12- 6	3- 4	1- 1	CONFERENCE	1- 1	7- 0	0- 0				
6- 2	2- 1	1- 0	HOME	0- 1	3- 0	0- 0				
5- 3	1- 2	0- 1	AWAY	1- 0	3- 0	0- 0				
1- 1	0- 1	0- 0	NEUTRAL	0- 0	1- 0	0- 0				

RPI	S	Opponent	Score	RPI	S	Opponent	Score	RPI	S	Opponent	Score	RPI	S	Opponent	Score
2	A	Notre Dame	70 84	26	H	Georgia	62 46	57	N	Oklahoma St.	79 69	102	H	Auburn	70 59
5	H	Mississippi St.	52 71	28	A	LSU	59 70	58	N	South Dakota	69 49	102	N	Auburn	64 61
11	A	South Carolina	86 70					66	H	James Madison	89 60	107	H	ETSU	87 49
11	H	South Carolina	65 46					86	A	Kentucky	63 49	126	H	Central Ark.	77 34
11	N	South Carolina	62 73					94	H	Alabama	63 72	145	A	Arkansas	90 85
12	H	Texas	82 75									151	H	Wichita St.	68 56
13	A	Stanford	83 71									153	A	Vanderbilt	74 64
15	A	Texas A&M	76 79									153	H	Vanderbilt	86 73
15	H	Texas A&M	82 67									163	H	Ole Miss	75 66
23	A	Missouri	73 77									167	H	Troy	131 69
25	N	Marquette	101 99									178	A	Florida	70 42
LAST 12 Division I GAMES:															
11	N	South Carolina	62 73	26	H	Georgia	62 46	145	A	Arkansas	90 85	153	A	Vanderbilt	74 64
102	N	Auburn	64 61	15	H	Texas A&M	82 67	28	A	LSU	59 70	163	H	Ole Miss	75 66
11	H	South Carolina	65 46	153	A	Vanderbilt	74 64	167	H	Troy	131 69	178	A	Florida	70 42
178	A	Florida	70 42	163	H	Ole Miss	75 66	301	A	Long Beach St.	90 61	314	H	Alabama St.	104 51
23	A	Missouri	73 77												
94	H	Alabama	63 72												

Non-Div I Games:

Tennessee

Average RPI Win: 310		WON-LOST RECORD	WINNING PCT. RANK	LAST 10 GAMES	STRENGTH OF SCHEDULE	OPP. STRENGTH OF SCHEDULE	TEAM RPI	ADJ. RPI	CONF. RPI	ADJ CONF. RPI
Average RPI Loss: 190										
DIV. I ONLY		5- 21	325	3- 7	247	300	330	330	25	25
DIV. I NON-CONF.		1- 7	310	0- 0	158	292	316	316	27	27
TOTALS		RPI 1-25	RPI 26-50	W-L RECORDS		RPI 51-100	RPI 101-999	RPI 201+		
5- 21	0- 1		0- 1	OVERALL		0- 2	5- 17	5- 8		
4- 10	0- 0		0- 1	HOME		0- 1	4- 8	4- 4		
1- 11	0- 1		0- 0	AWAY		0- 1	1- 9	1- 4		
0- 0	0- 0		0- 0	NEUTRAL		0- 0	0- 0	0- 0		
1- 7	0- 1		0- 1	NON-CONFERENCE		0- 0	1- 5	1- 3		
1- 4	0- 0		0- 1	HOME		0- 0	1- 3	1- 2		
0- 3	0- 1		0- 0	AWAY		0- 0	0- 2	0- 1		
0- 0	0- 0		0- 0	NEUTRAL		0- 0	0- 0	0- 0		
4- 14	0- 0		0- 0	CONFERENCE		0- 2	4- 12	4- 5		
3- 6	0- 0		0- 0	HOME		0- 1	3- 5	3- 2		
1- 8	0- 0		0- 0	AWAY		0- 1	1- 7	1- 3		
0- 0	0- 0		0- 0	NEUTRAL		0- 0	0- 0	0- 0		

RPI 1-25				RPI 26-50				RPI 51-100				RPI 101+				Team's RPI: 330	
RPI	S	Opponent	Score	RPI	S	Opponent	Score	RPI	S	Opponent	Score	RPI	S	Opponent	Score		
3	A	Louisville	56 95	44	H	Ball St.	65 85	56	A	Belmont	42 84	158	A	UT Martin	68 80		
								56	H	Belmont	70 87	162	A	SIUE	63 74		
												162	H	SIUE	76 88		
												164	A	Jacksonville St.	61 62		
												164	H	Jacksonville St.	56 75		
												167	H	Troy	66 95		
												190	A	Morehead St.	81 97		
												190	H	Morehead St.	69 71		
												192	A	Memphis	75 79		
												222	A	Arkansas St.	62 68		
												229	A	Southeast Mo. St.	66 71		
												251	H	Austin Peay	59 75		
												260	H	Lipscomb	71 64		
												294	H	Murray St.	73 85		
												311	H	Alabama A&M	75 77		
												312	H	Marshall	65 71		
												313	A	Tennessee Tech	65 68		
												313	H	Tennessee Tech	76 66		
												316	A	Eastern Ky.	59 58		
												316	H	Eastern Ky.	69 58		
												345	A	Eastern Ill.	59 66		
												345	H	Eastern Ill.	86 68		
LAST 12 Division I GAMES:																	
				56	A	Belmont	42 84	316	A	Eastern Ky.	59 58						
				313	A	Tennessee Tech	65 68	190	A	Morehead St.	81 97						
				316	H	Eastern Ky.	69 58	345	H	Eastern Ill.	86 68						
				190	H	Morehead St.	69 71	162	H	SIUE	76 88						
				164	A	Jacksonville St.	61 62	294	H	Murray St.	73 85						
				56	H	Belmont	70 87	251	H	Austin Peay	59 75						

Non-Div I Games:

Fisk

93 48

Tennessee St.

Average RPI Win: **287**
 Average RPI Loss: **177**

WON-LOST
RECORD

WINNING
PCT. RANK

LAST 10
GAMES

STRENGTH OF
SCHEDULE

OPP. STRENGTH
OF SCHEDULE

TEAM
RPI

ADJ.
RPI

CONF.
RPI

ADJ CONF.
RPI

DIV. I ONLY	5- 22	326	3- 7	195	281	313	313	25	25
DIV. I NON-CONF.	1- 8	313	0- 0	84	156	277	277	27	27
<hr/>									
TOTALS	RPI 1-25	RPI 26-50	W-L RECORDS	RPI 51-100	RPI 101-999	RPI 201+			
5- 22	0- 0	0- 1	OVERALL	0- 5	5- 16	4- 8			
3- 10	0- 0	0- 0	HOME	0- 2	3- 8	3- 4			
2- 12	0- 0	0- 1	AWAY	0- 3	2- 8	1- 4			
0- 0	0- 0	0- 0	NEUTRAL	0- 0	0- 0	0- 0			
1- 8	0- 0	0- 1	NON-CONFERENCE	0- 3	1- 4	1- 1			
1- 3	0- 0	0- 0	HOME	0- 1	1- 2	1- 1			
0- 5	0- 0	0- 1	AWAY	0- 2	0- 2	0- 0			
0- 0	0- 0	0- 0	NEUTRAL	0- 0	0- 0	0- 0			
4- 14	0- 0	0- 0	CONFERENCE	0- 2	4- 12	3- 7			
2- 7	0- 0	0- 0	HOME	0- 1	2- 6	2- 3			
2- 7	0- 0	0- 0	AWAY	0- 1	2- 6	1- 4			
0- 0	0- 0	0- 0	NEUTRAL	0- 0	0- 0	0- 0			

RPI 1-25	RPI 26-50	RPI 51-100	RPI 101+	Team's RPI: 313
RPI S Opponent Score	RPI S Opponent Score	RPI S Opponent Score	RPI S Opponent Score	
	26 Georgia 48 56	56 Belmont 59 78	107 ETSU 55 74	
		56 Belmont 60 68	111 Middle Tenn. 44 58	
		81 IUPUI 54 68	134 Radford 41 60	
		85 Wright St. 59 82	158 UT Martin 51 67	
		86 Kentucky 54 82	162 SIUE 58 65	
			164 Jacksonville St. 60 58	
			164 Jacksonville St. 59 73	
			190 Morehead St. 51 53	
			190 Morehead St. 67 74	
			229 Southeast Mo. St. 66 70	
			251 Austin Peay 52 53	
			251 Austin Peay 63 59	
			260 Lipscomb 57 61	
			294 Murray St. 73 80	
			294 Murray St. 63 72	
			316 Eastern Ky. 53 55	
			316 Eastern Ky. 68 76	
			330 Tennessee St. 66 76	
			330 Tennessee St. 68 65	
			343 Winthrop 70 41	
			345 Eastern Ill. 60 57	
LAST 12 Division I GAMES:				
	164 Jacksonville St. 59 73	345 Eastern Ill. 60 57		
	330 Tennessee St. 68 65	162 SIUE 58 65		
	294 Murray St. 73 80	158 UT Martin 51 67		
	251 Austin Peay 52 53	229 Southeast Mo. St. 66 70		
	56 Belmont 60 68	190 Morehead St. 51 53		
	164 Jacksonville St. 60 58	316 Eastern Ky. 53 55		

Non-Div I Games: Cumberland (TN) 83 52 Tenn. Wesleyan 84 66

Tennessee Tech

Average RPI Win: 126

Average RPI Loss: 15

WON-LOST
RECORDWINNING
PCT. RANKLAST 10
GAMESSTRENGTH OF
SCHEDULEOPP. STRENGTH
OF SCHEDULETEAM
RPIADJ.
RPICONF.
RPIADJ CONF.
RPIDIV. I ONLY
DIV. I NON-CONF.26- 6
9- 220
338- 2
0- 017
548
1512
2712
274
54
5

TOTALS

RPI 1-25

RPI 26-50

W-L RECORDS

RPI 51-100

RPI 101-999

RPI 201+

26- 6

1- 5

4- 0

OVERALL

8- 1

13- 0

5- 0

14- 2

1- 2

1- 0

HOME

4- 0

8- 0

4- 0

8- 3

0- 2

2- 0

AWAY

3- 1

3- 0

1- 0

4- 1

0- 1

1- 0

NEUTRAL

1- 0

2- 0

0- 0

9- 2

1- 2

2- 0

NON-CONFERENCE

0- 0

6- 0

3- 0

6- 1

1- 1

0- 0

HOME

0- 0

5- 0

3- 0

1- 1

0- 1

1- 0

AWAY

0- 0

0- 0

0- 0

2- 0

0- 0

1- 0

NEUTRAL

0- 0

1- 0

0- 0

17- 4

0- 3

2- 0

CONFERENCE

8- 1

7- 0

2- 0

8- 1

0- 1

1- 0

HOME

4- 0

3- 0

1- 0

7- 2

0- 1

1- 0

AWAY

3- 1

3- 0

1- 0

2- 1

0- 1

0- 0

NEUTRAL

1- 0

1- 0

0- 0

RPI 1-25

Team's RPI: 12

RPI 26-50

RPI 51-100

RPI 101+

RPI	S	Opponent	Score
1	H	UConn	71 75
4	A	Bayl or	56 81
4	H	Bayl or	87 93
4	N	Bayl or	69 77
8	H	Fl ori da St.	87 72
9	A	Tennessee	75 82

RPI	S	Opponent	Score
26	A	Georgi a	81 53
28	N	LSU	75 66
34	A	Okl ahoma	88 78
34	H	Okl ahoma	79 66

RPI	S	Opponent	Score
57	A	Okl ahoma St.	77 62
57	H	Okl ahoma St.	84 79
63	A	West Vi rgi ni a	73 55
63	H	West Vi rgi ni a	79 58
63	N	West Vi rgi ni a	68 55
69	A	TCU	77 79
69	H	TCU	92 65
89	A	Kansas St.	75 64
89	H	Kansas St.	76 54

RPI	S	Opponent	Score
106	A	Iowa St.	72 59
106	H	Iowa St.	87 55
106	N	Iowa St.	81 69
136	H	Loui si ana Tech	88 54
182	A	Kansas	55 41
182	H	Kansas	79 62
198	N	Washi ngton	92 68
200	H	Stetson	95 59
252	A	Texas Tech	90 39
252	H	Texas Tech	87 72
259	H	UTSA	120 70
278	H	McNeese	100 34
337	H	Northwestern St.	68 44

LAST 12 Di v i s i o n I GAMES:

4	N	Bayl or	69 77	57	A	Okl ahoma St.	77 62
63	N	West Vi rgi ni a	68 55	252	H	Texas Tech	87 72
106	N	Iowa St.	81 69	89	H	Kansas St.	76 54
34	H	Okl ahoma	79 66	63	A	West Vi rgi ni a	73 55
106	A	Iowa St.	72 59	69	H	TCU	92 65
4	H	Bayl or	87 93	182	A	Kansas	55 41

Non-Di v I Games:

Texas

Loss,
 Non-Conf,
 S Site,
 H Home
A Away
 N Neutral

Average RPI		Win: 293	WON-LOST RECORD	WINNING PCT. RANK	LAST 10 GAMES	STRENGTH OF SCHEDULE	OPP. STRENGTH OF SCHEDULE	TEAM RPI	ADJ. RPI	CONF. RPI	ADJ CONF. RPI
Loss: 205											
DIV. I ONLY		17- 11	108	7- 3	346	342	221	221	32	32	
DIV. I NON-CONF.		3- 6	239	0- 0	303	255	264	264	32	32	
TOTALS		RPI 1-25	RPI 26-50	W-L RECORDS		RPI 51-100	RPI 101-999	RPI 201+			
17- 11	0- 0		0- 0	OVERALL		0- 0	17- 11	16- 5			
8- 3	0- 0		0- 0	HOME		0- 0	8- 3	8- 1			
7- 8	0- 0		0- 0	AWAY		0- 0	7- 8	6- 4			
2- 0	0- 0		0- 0	NEUTRAL		0- 0	2- 0	2- 0			
3- 6		0- 0	0- 0	NON-CONFERENCE		0- 0	3- 6	3- 1			
0- 1	0- 0		0- 0	HOME		0- 0	0- 1	0- 0			
1- 5	0- 0		0- 0	AWAY		0- 0	1- 5	1- 1			
2- 0	0- 0		0- 0	NEUTRAL		0- 0	2- 0	2- 0			
14- 5		0- 0	0- 0	CONFERENCE		0- 0	14- 5	13- 4			
8- 2	0- 0		0- 0	HOME		0- 0	8- 2	8- 1			
6- 3	0- 0		0- 0	AWAY		0- 0	6- 3	5- 3			
0- 0	0- 0		0- 0	NEUTRAL		0- 0	0- 0	0- 0			

[illegible]

Non-Div I Games:	Paul Quinn	85	59	Wiley	74	36
------------------	------------	----	----	-------	----	----

Texas Southern

Loss, Non-Conf, S Site, H Home A Away N Neutral

Average RPI Win: 253		WON-LOST	WINNING	LAST 10	STRENGTH OF		OPP. STRENGTH	TEAM	ADJ.	CONF.	ADJ CONF.
Loss: 140		RECORD	PCT. RANK	GAMES	SCHEDULE		OF SCHEDULE	RPI	RPI	RPI	RPI
DIV. I ONLY		22- 8	51	9- 1	317		230	132	132	22	22
DIV. I NON-CONF.		7- 4	102	0- 0	260		243	136	136	23	23
TOTALS		RPI 1-25	RPI 26-50	W-L RECORDS		RPI 51-100	RPI 101-999	RPI 201+			
22- 8	0- 0		0- 0	OVERALL		0- 3	22- 5	17- 1			
11- 2	0- 0		0- 0	HOME		0- 1	11- 1	7- 0			
10- 5	0- 0		0- 0	AWAY		0- 0	10- 0	9- 0			
1- 1	0- 0		0- 0	NEUTRAL		0- 0	1- 1	1- 0			
7- 4	0- 0		0- 0	NON-CONFERENCE		0- 2	7- 2	6- 0			
3- 1	0- 0		0- 0	HOME		0- 1	3- 0	2- 0			
4- 2	0- 0		0- 0	AWAY		0- 1	4- 1	4- 0			
0- 1	0- 0		0- 0	NEUTRAL		0- 0	0- 1	0- 0			
15- 4	0- 0		0- 0	CONFERENCE		0- 1	15- 3	11- 1			
8- 1	0- 0		0- 0	HOME		0- 0	8- 1	5- 0			
6- 3	0- 0		0- 0	AWAY		0- 1	6- 2	5- 1			
1- 0	0- 0		0- 0	NEUTRAL		0- 0	1- 0	1- 0			

[illegible]

Non-Div I Games:

Texas St.

Average RPI Win:	293	WON-LOST	WINNING	LAST 10	STRENGTH OF	OPP. STRENGTH	TEAM	ADJ.	CONF.	ADJ CONF.
Average RPI Loss:	65	RECORD	PCT. RANK	GAMES	SCHEDULE	OF SCHEDULE	RPI	RPI	RPI	RPI
DIV. I ONLY	7- 23	303	0- 10	80	68	252	252	4	4	
DIV. I NON-CONF.	6- 5	153	0- 0	248	308	248	248	5	5	

TOTALS	RPI 1-25	RPI 26-50	W-L RECORDS	RPI 51-100	RPI 101-999	RPI 201+				
7- 23	0- 5	0- 3	OVERALL	0- 10	7- 5	6- 0				
6- 12	0- 3	0- 2	HOME	0- 4	6- 3	6- 0				
1- 10	0- 2	0- 1	AWAY	0- 6	1- 1	0- 0				
0- 1	0- 0	0- 0	NEUTRAL	0- 0	0- 1	0- 0				
6- 5	0- 1	0- 1	NON-CONFERENCE	0- 2	6- 1	6- 0				
6- 3	0- 1	0- 1	HOME	0- 0	6- 1	6- 0				
0- 2	0- 0	0- 0	AWAY	0- 2	0- 0	0- 0				
0- 0	0- 0	0- 0	NEUTRAL	0- 0	0- 0	0- 0				
1- 18	0- 4	0- 2	CONFERENCE	0- 8	1- 4	0- 0				
0- 9	0- 2	0- 1	HOME	0- 4	0- 2	0- 0				
1- 8	0- 2	0- 1	AWAY	0- 4	1- 1	0- 0				
0- 1	0- 0	0- 0	NEUTRAL	0- 0	0- 1	0- 0				

RPI 1-25				RPI 26-50				RPI 51-100				RPI 101+ Team's RPI: 252			
RPI	S	Opponent	Score	RPI	S	Opponent	Score	RPI	S	Opponent	Score	RPI	S	Opponent	Score
4	A	Bayl or	49 97	28	H	LSU	40 48	57	A	Okl ahoma St.	62 80	106	A	Iowa St.	57 69
4	H	Bayl or	44 90	34	A	Okl ahoma	61 79	57	H	Okl ahoma St.	57 98	106	H	Iowa St.	54 66
12	A	Texas	72 87	34	H	Okl ahoma	52 73	63	A	West Vi rgi ni a	52 82	106	N	Iowa St.	49 74
12	H	Texas	39 90					63	H	West Vi rgi ni a	60 74	132	H	Texas St.	70 87
15	H	Texas A&M	56 90					69	A	TCU	72 93	182	A	Kansas	68 56
								69	H	TCU	60 72	182	H	Kansas	47 60
								80	A	Houston	75 79	234	H	Prai ri e Vi ew	89 60
								88	A	New Mexico	56 90	307	H	UTRGV	80 64
								89	A	Kansas St.	69 83	310	H	Incarnate Word	80 54
								89	H	Kansas St.	63 86	332	H	Ark. -Pi ne Bl uff	74 47
												336	H	Fl ori da A&M	82 63
												348	H	UMass Lowell	93 65

LAST 12 Di vi si on I GAMES:															
106	N	Iowa St.	49 74	63	H	West Vi rgi ni a	60 74								
89	H	Kansas St.	63 86	89	A	Kansas St.	69 83								
34	A	Okl ahoma	61 79	4	H	Bayl or	44 90								
69	H	TCU	60 72	57	A	Okl ahoma St.	62 80								
106	A	Iowa St.	57 69	63	A	West Vi rgi ni a	52 82								
12	A	Texas	72 87	12	H	Texas	39 90								

Non-Di v I Games:

Texas Tech

Average RPI Win:	160	WON-LOST	WINNING	LAST 10	STRENGTH OF	OPP. STRENGTH	TEAM	ADJ.	CONF.	ADJ CONF.
Average RPI Loss:	78	RECORD	PCT. RANK	GAMES	SCHEDULE	OF SCHEDULE	RPI	RPI	RPI	RPI
DIV. I ONLY	17- 14	143	3- 7	44	95	83	83	8	8	
DIV. I NON-CONF.	9- 3	61	0- 0	56	172	32	32	8	8	

TOTALS	RPI 1-25	RPI 26-50	W-L RECORDS	RPI 51-100	RPI 101-999	RPI 201+				
17- 14	0- 5	2- 1	OVERALL	3- 3	12- 5	5- 0				
11- 4	0- 2	2- 0	HOME	2- 0	7- 2	1- 0				
5- 9	0- 3	0- 1	AWAY	1- 2	4- 3	4- 0				
1- 1	0- 0	0- 0	NEUTRAL	0- 1	1- 0	0- 0				
9- 3	0- 1	1- 0	NON-CONFERENCE	1- 2	7- 0	3- 0				
5- 0	0- 0	1- 0	HOME	1- 0	3- 0	0- 0				
3- 2	0- 1	0- 0	AWAY	0- 1	3- 0	3- 0				
1- 1	0- 0	0- 0	NEUTRAL	0- 1	1- 0	0- 0				
8- 11	0- 4	1- 1	CONFERENCE	2- 1	5- 5	2- 0				
6- 4	0- 2	1- 0	HOME	1- 0	4- 2	1- 0				
2- 7	0- 2	0- 1	AWAY	1- 1	1- 3	1- 0				
0- 0	0- 0	0- 0	NEUTRAL	0- 0	0- 0	0- 0				

RPI	S	Opponent	Score	RPI	S	Opponent	Score	RPI	S	Opponent	Score	RPI	S	Opponent	Score
3	A	Louisville	55 90	33	H	Dayton	68 50	59	N	Western Ky.	56 70	110	H	Saint Francis (PA)	74 66
19	A	Buffalo	69 87	44	A	Ball St.	73 78	72	H	Maine	65 64	113	A	Ohio	61 78
19	H	Buffalo	73 84	44	H	Ball St.	72 66	74	A	Duquesne	54 73	113	H	Ohio	75 57
24	A	Central Mich.	47 85					77	A	Miami (OH)	58 67	123	H	Cleveland St.	65 56
24	H	Central Mich.	67 72					96	A	Western Mich.	78 73	147	A	Northern Ill.	79 89
								96	H	Western Mich.	69 68	147	H	Northern Ill.	63 60
												149	H	Kent St.	76 80
												149	H	Kent St.	55 62
												160	H	Louisiana	79 55
												181	N	Southern U.	81 76
												196	A	Eastern Mich.	57 70
												196	H	Eastern Mich.	80 69
												207	A	Bowling Green	77 67
												224	H	Akron	60 54
												258	A	St. Bonaventure	58 39
												325	A	Detroit Mercy	81 64
												342	A	Iona	74 57

Team's RPI: 83															
LAST 12 Division I GAMES:															
149	H	Kent St.	76 80	24	A	Central Mich.	47 85	77	A	Miami (OH)	58 67	19	H	Buffalo	73 84
24	H	Central Mich.	67 72	77	A	Miami (OH)	58 67	96	A	Western Mich.	78 73	207	A	Bowling Green	77 67
147	A	Northern Ill.	79 89	19	H	Buffalo	73 84	96	H	Western Mich.	69 68	149	H	Kent St.	55 62
44	A	Ball St.	73 78	96	A	Western Mich.	78 73								
196	H	Eastern Mich.	80 69	207	A	Bowling Green	77 67								
96	H	Western Mich.	69 68	149	H	Kent St.	55 62								

Non-Div I Games:

Toledo

Average RPI Win: 253
Average RPI Loss: 149

WON-LOST
RECORD

WINNING
PCT. RANK

LAST 10
GAMES

STRENGTH OF
SCHEDULE

OPP. STRENGTH
OF SCHEDULE

TEAM
RPI

ADJ.
RPI

CONF.
RPI

ADJ CONF.
RPI

DIV. I ONLY	9- 21	272	1- 9	231	185	280	280	10	10
DIV. I NON-CONF.	5- 6	187	0- 0	325	307	276	276	12	12

TOTALS	RPI 1-25	RPI 26-50	W-L RECORDS	RPI 51-100	RPI 101-999	RPI 201+			
9- 21	0- 0	0- 4	OVERALL	0- 3	9- 14	7- 7			
5- 9	0- 0	0- 2	HOME	0- 2	5- 5	4- 2			
3- 10	0- 0	0- 2	AWAY	0- 1	3- 7	2- 4			
1- 2	0- 0	0- 0	NEUTRAL	0- 0	1- 2	1- 1			
5- 6	0- 0	0- 0	NON-CONFERENCE	0- 1	5- 5	4- 3			
3- 2	0- 0	0- 0	HOME	0- 1	3- 1	2- 1			
1- 3	0- 0	0- 0	AWAY	0- 0	1- 3	1- 2			
1- 1	0- 0	0- 0	NEUTRAL	0- 0	1- 1	1- 0			
4- 15	0- 0	0- 4	CONFERENCE	0- 2	4- 9	3- 4			
2- 7	0- 0	0- 2	HOME	0- 1	2- 4	2- 1			
2- 7	0- 0	0- 2	AWAY	0- 1	2- 4	1- 2			
0- 1	0- 0	0- 0	NEUTRAL	0- 0	0- 1	0- 1			

RPI 1-25				RPI 26-50				RPI 51-100				RPI 101+ Team's RPI: 280			
RPI	S	Opponent	Score	RPI	S	Opponent	Score	RPI	S	Opponent	Score	RPI	S	Opponent	Score
				42	A	El on	61 84	66	A	James Madi son	45 69	104	A	Del aware	49 51
				42	H	El on	45 71	66	H	James Madi son	55 64	104	H	Del aware	55 81
				46	A	Drexel	53 78	78	H	George Washi ngton	43 66	134	N	Radford	66 69
				46	H	Drexel	54 62					137	H	Saint Joseph's	90 66
												139	A	Northeastern	61 79
												139	H	Northeastern	61 70
												154	A	William & Mary	67 66
												154	H	William & Mary	63 75
												182	A	Pittsburgh	63 81
												216	A	Norfolk St.	76 86
												238	A	Loyol a Maryl and	76 67
												250	A	UNCW	53 64
												250	H	UNCW	72 71
												250	N	UNCW	47 58
												255	A	Hofstra	72 83
												255	H	Hofstra	73 72
												262	A	Col. of Charleston	83 58
												262	H	Col. of Charleston	67 80
												276	A	Massachusetts	49 72
												288	H	Col gate	61 65
												324	H	UMBC	95 64
												329	H	Wagner	64 42
												332	N	Ark. -Pi ne Bl uff	70 44
LAST 12 Division I GAMES:															
250	N	UNCW	47 58	66	H	James Madi son	55 64								
104	H	Del aware	55 81	255	H	Hofstra	73 72								
250	A	UNCW	53 64	154	H	William & Mary	63 75								
46	H	Drexel	54 62	46	A	Drexel	53 78								
255	A	Hofstra	72 83	42	H	El on	45 71								
139	A	Northeastern	61 79	262	A	Col. of Charl eston	83 58								

Towson

Towson

Non-Div I Games:

Towson

Loss, Non-Conf, S Site, H Home A Away N Neutral

Average RPI Win:	243	WON-LOST	WINNING	LAST 10	STRENGTH OF	OPP. STRENGTH	TEAM	ADJ.	CONF.	ADJ CONF.
Average RPI Loss:	163	RECORD	PCT. RANK	GAMES	SCHEDULE	OF SCHEDULE	RPI	RPI	RPI	RPI
DIV. I ONLY	16- 12	129	8- 2	307	194	167	167	22	22	
DIV. I NON-CONF.	3- 6	239	0- 0	231	63	198	198	23	23	

TOTALS	RPI 1-25	RPI 26-50	W-L RECORDS	RPI 51-100	RPI 101-999	RPI 201+				
16- 12	0- 1	0- 0	OVERALL	2- 0	14- 11	10- 3				
9- 1	0- 0	0- 0	HOME	2- 0	7- 1	5- 1				
6- 10	0- 1	0- 0	AWAY	0- 0	6- 9	5- 2				
1- 1	0- 0	0- 0	NEUTRAL	0- 0	1- 1	0- 0				
3- 6	0- 1	0- 0	NON-CONFERENCE	1- 0	2- 5	2- 0				
1- 0	0- 0	0- 0	HOME	1- 0	0- 0	0- 0				
2- 5	0- 1	0- 0	AWAY	0- 0	2- 4	2- 0				
0- 1	0- 0	0- 0	NEUTRAL	0- 0	0- 1	0- 0				
13- 6	0- 0	0- 0	CONFERENCE	1- 0	12- 6	8- 3				
8- 1	0- 0	0- 0	HOME	1- 0	7- 1	5- 1				
4- 5	0- 0	0- 0	AWAY	0- 0	4- 5	3- 2				
1- 0	0- 0	0- 0	NEUTRAL	0- 0	1- 0	0- 0				

RPI 1-25				RPI 26-50				RPI 51-100				RPI 101+				Team's RPI: 167
RPI	S	Opponent	Score	RPI	S	Opponent	Score	RPI	S	Opponent	Score	RPI	S	Opponent	Score	
9	A	Tennessee	69 131					95	H	Little Rock	76 70	111	A	Middle Tenn.	57 73	
								98	H	Jacksonville	89 88	125	A	Tulane	75 106	
												132	A	Texas St.	75 83	
												156	A	Samford	73 80	
												156	N	Samford	76 82	
												160	A	Louisiana	62 55	
												160	H	Louisiana	72 53	
												163	A	Ole Miss	93 96	
												176	A	South Ala.	68 79	
												176	H	South Ala.	82 71	
												176	N	South Ala.	82 79	
												177	A	UT Arlington	57 76	
												220	A	Coastal Caro.	71 84	
												220	H	Coastal Caro.	92 97	
												222	H	Arkansas St.	95 78	
												264	A	Appalachian St.	93 64	
												264	H	Appalachian St.	81 74	
												306	A	Georgia St.	78 85	
												306	H	Georgia St.	90 86	
												314	A	Alabama St.	93 63	
												327	A	Ga. Southern	95 80	
												327	H	Ga. Southern	88 47	
												330	A	Tennessee St.	95 66	
												338	A	La.-Monroe	86 79	
												338	H	La.-Monroe	94 62	
LAST 12 Division I GAMES:																
				176	N	South Ala.	82 79	220	A	Coastal Caro.	71 84					
				327	A	Ga. Southern	95 80	95	H	Little Rock	76 70					
				306	A	Georgia St.	78 85	222	H	Arkansas St.	95 78					
				338	H	La.-Monroe	94 62	176	H	South Ala.	82 71					
				160	H	Louisiana	72 53	160	A	Louisiana	62 55					
				264	A	Appalachian St.	93 64	338	A	La.-Monroe	86 79					

Non-Div I Games: Montevallo 130 50 Stillman 89 62

Troy

T
u
l
a
n
e

Tulane				Through Games Of March 8, 2018							
Average RPI	Win:	188	WON-LOST	WINNING	LAST 10	STRENGTH OF	OPP. STRENGTH	TEAM	ADJ.	CONF.	ADJ CONF.
Average RPI	Loss:	72	RECORD	PCT. RANK	GAMES	SCHEDULE	OF SCHEDULE	RPI	RPI	RPI	RPI
DIV. I ONLY			14- 17	207	3- 7	51	71	125	125	7	7
DIV. I NON-CONF.			8- 5	111	0- 0	100	98	95	95	7	7

TOTALS		RPI 1-25		RPI 26-50		W-L RECORDS		RPI 51-100	RPI 101-999	RPI 201+	
14- 17		0- 6		0- 3		OVERALL		1- 2	13- 6	4- 1	
9- 5		0- 2		0- 1		HOME		0- 1	9- 1	2- 0	
3- 9		0- 0		0- 0		AWAY		1- 0	2- 0	1- 0	
2- 3		0- 1		0- 1		NEUTRAL		0- 0	2- 1	1- 0	
8- 5		0- 1		0- 2		NON-CONFERENCE		1- 0	7- 2	3- 1	
5- 1		0- 0		0- 1		HOME		0- 0	5- 0	1- 0	
2- 2		0- 1		0- 0		AWAY		1- 0	1- 1	1- 1	
1- 2		0- 0		0- 1		NEUTRAL		0- 0	1- 1	1- 0	
6- 12		0- 5		0- 1		CONFERENCE		0- 2	6- 4	1- 0	
4- 4		0- 2		0- 0		HOME		0- 1	4- 1	1- 0	
1- 7		0- 2		0- 1		AWAY		0- 1	1- 3	0- 0	
1- 1		0- 1		0- 0		NEUTRAL		0- 0	1- 0	0- 0	

RPI 1-25				RPI 26-50				RPI 51-100				RPI 101+ Team's RPI: 125			
RPI	S	Opponent	Score	RPI	S	Opponent	Score	RPI	S	Opponent	Score	RPI	S	Opponent	Score
1	A	UConn	45 98	28	H	LSU	50 73	72	A	Maine	42 34	103	A	Cincinnati	52 83
1	H	UConn	47 91	33	N	Dayton	65 71	80	A	Houston	48 72	106	N	Iowa St.	64 67
1	N	UConn	56 82	45	A	UCF	51 59	80	H	Houston	92 98	111	H	Middle Tenn.	62 44
14	A	South Fla.	46 75									151	A	Wichita St.	70 81
14	H	South Fla.	53 63									151	H	Wichita St.	56 64
16	A	NC State	55 79									153	H	Vanderbilt	71 59
												167	H	Troy	106 75
												170	H	UTEP	67 56
												184	H	Temple	69 65
												192	A	Memphis	60 73
												192	N	Memphis	76 64
												193	H	East Carolina	64 58
												195	A	Tulsa	72 63
												195	H	Tulsa	70 39
												213	H	SMU	52 46
												214	A	Southern Miss.	58 66
												233	H	New Orleans	79 56
												270	N	San Diego St.	80 46
												278	A	McNeese	70 66

LAST 12 Division I GAMES:															
		1 N UConn	56 82			103 A Cincinnati	52 83								
		192 N Memphis	76 64			184 H Temple	69 65								
		213 H SMU	52 46			14 H South Fla.	53 63								
		151 A Wichita St.	70 81			80 A Houston	48 72								
		1 H UConn	47 91			1 A UConn	45 98								
		192 A Memphis	60 73			193 H East Carolina	64 58								

Non-Div I Games:

Tulane

Average RPI Win: 156
Average RPI Loss: 129

WON-LOST
RECORD

WINNING
PCT. RANK

LAST 10
GAMES

STRENGTH OF
SCHEDULE

OPP. STRENGTH
OF SCHEDULE

TEAM
RPI

ADJ.
RPI

CONF.
RPI

ADJ CONF.
RPI

DIV. I ONLY	10- 20	256	2- 8	73	102	195	195	7	7
DIV. I NON-CONF.	6- 6	170	0- 0	58	310	122	122	7	7

TOTALS	RPI 1-25	RPI 26-50	W-L RECORDS	RPI 51-100	RPI 101-999	RPI 201+			
10- 20	0- 2	0- 1	OVERALL	4- 2	6- 15	3- 1			
5- 9	0- 1	0- 1	HOME	1- 2	4- 5	3- 0			
3- 10	0- 1	0- 0	AWAY	2- 0	1- 9	0- 1			
2- 1	0- 0	0- 0	NEUTRAL	1- 0	1- 1	0- 0			
6- 6	0- 0	0- 0	NON-CONFERENCE	2- 2	4- 4	3- 0			
3- 3	0- 0	0- 0	HOME	0- 2	3- 1	3- 0			
2- 3	0- 0	0- 0	AWAY	2- 0	0- 3	0- 0			
1- 0	0- 0	0- 0	NEUTRAL	0- 0	1- 0	0- 0			
4- 14	0- 2	0- 1	CONFERENCE	2- 0	2- 11	0- 1			
2- 6	0- 1	0- 1	HOME	1- 0	1- 4	0- 0			
1- 7	0- 1	0- 0	AWAY	0- 0	1- 6	0- 1			
1- 1	0- 0	0- 0	NEUTRAL	1- 0	0- 1	0- 0			

RPI 1-25				RPI 26-50				RPI 51-100				RPI 101+				Team's RPI: 195
RPI	S	Opponent	Score	RPI	S	Opponent	Score	RPI	S	Opponent	Score	RPI	S	Opponent	Score	
1	A	UConn	60 78	45	H	UCF	44 47	52	H	American	67 72	103	A	Cincinnati	41 78	
14	H	South Fla.	57 71					56	H	Belmont	65 90	103	H	Cincinnati	64 51	
								58	A	South Dakota	64 61	103	N	Cincinnati	65 66	
								80	H	Houston	83 77	121	A	Saint Louis	66 77	
								80	N	Houston	98 72	125	A	Tulane	39 70	
								95	A	Little Rock	74 61	125	H	Tulane	63 72	
												145	A	Arkansas	41 67	
												151	A	Wichita St.	67 62	
												151	H	Wichita St.	59 70	
												159	N	Binghamton	60 55	
												174	H	Oral Roberts	41 53	
												184	A	Temple	75 76	
												192	A	Memphis	56 65	
												192	H	Memphis	48 69	
												193	A	East Carolina	67 73	
												193	H	East Carolina	57 59	
												201	A	North Texas	43 66	
												213	A	SMU	70 74	
												222	H	Arkansas St.	68 58	
												283	H	UMKC	76 52	
												332	H	Ark.-Pine Bluff	87 37	
LAST 12 Division I GAMES:																
103	N	Cincinnati	65 66	80	H	Houston	83 77	213	A	SMU	70 74					
80	N	Houston	98 72	184	A	Temple	75 76	14	H	South Fla.	57 71					
151	H	Wichita St.	59 70	45	H	UCF	44 47									
192	A	Memphis	56 65	125	A	Tulane	39 70									
193	H	East Carolina	57 59													
103	A	Cincinnati	41 78													

Non-Div I Games:

Alas. Anchorage

53

59

Tulsa

UAB				Through Games Of March 8, 2018							
Average RPI Win:		208	WON-LOST RECORD	WINNING PCT. RANK	LAST 10 GAMES	STRENGTH OF SCHEDULE	OPP. STRENGTH OF SCHEDULE	TEAM RPI	ADJ. RPI	CONF. RPI	ADJ CONF. RPI
Average RPI Loss:		153									
DIV. I ONLY		23- 5	16	8- 2	218	196	75	75	18	18	
DIV. I NON-CONF.		9- 2	33	0- 0	314	202	110	110	20	20	

TOTALS		RPI 1-25	RPI 26-50		W-L RECORDS		RPI 51-100	RPI 101-999	RPI 201+		
23- 5		0- 0	0- 0		OVERALL		2- 1	21- 4	10- 1		
10- 3		0- 0	0- 0		HOME		2- 0	8- 3	4- 1		
11- 1		0- 0	0- 0		AWAY		0- 0	11- 1	5- 0		
2- 1		0- 0	0- 0		NEUTRAL		0- 1	2- 0	1- 0		
9- 2		0- 0	0- 0		NON-CONFERENCE		0- 1	9- 1	5- 0		
5- 0		0- 0	0- 0		HOME		0- 0	5- 0	3- 0		
3- 1		0- 0	0- 0		AWAY		0- 0	3- 1	1- 0		
1- 1		0- 0	0- 0		NEUTRAL		0- 1	1- 0	1- 0		
14- 3		0- 0	0- 0		CONFERENCE		2- 0	12- 3	5- 1		
5- 3		0- 0	0- 0		HOME		2- 0	3- 3	1- 1		
8- 0		0- 0	0- 0		AWAY		0- 0	8- 0	4- 0		
1- 0		0- 0	0- 0		NEUTRAL		0- 0	1- 0	0- 0		

RPI 1-25				RPI 26-50				RPI 51-100				Team's RPI: 75				RPI 101+			
RPI	S	Opponent	Score	RPI	S	Opponent	Score	RPI	S	Opponent	Score	RPI	S	Opponent	Score	RPI	S	Opponent	Score
								54	N	Indiana	63	71	111	A	Middle Tenn.	59	51		
								59	H	Western Ky.	79	61	111	H	Middle Tenn.	65	58		
								100	H	Rice	70	63	136	A	Louisiana Tech	66	61		
													136	H	Louisiana Tech	60	70		
													156	H	Samford	77	53		
													168	H	Charlotte	71	80		
													169	H	Southern Ill.	76	66		
													170	A	UTEP	84	64		
													170	N	UTEP	75	66		
													176	A	South Ala.	78	66		
													191	A	High Point	77	61		
													192	A	Memphis	62	64		
													201	A	North Texas	69	51		
													201	H	North Texas	68	52		
													205	N	UC Santa Barbara	67	54		
													214	H	Southern Miss.	63	80		
													242	H	Fla. Atlantic	90	57		
													259	A	UTSA	74	66		
													264	A	Appalachian St.	70	59		
													279	A	Old Dominion	74	61		
													299	A	FIU	71	61		
													311	H	Alabama A&M	85	58		
													312	A	Marshall	69	62		
													314	H	Alabama St.	61	44		
													341	H	Mississippi Val.	87	72		
LAST 12 Division I GAMES:																			
				170	N	UTEP	75	66	100	H	Rice	70	63						
				259	A	UTSA	74	66	312	A	Marshall	69	62						
				201	A	North Texas	69	51	136	A	Louisiana Tech	66	61						
				136	H	Louisiana Tech	60	70	170	A	UTEP	84	64						
				111	H	Middle Tenn.	65	58	242	H	Fla. Atlantic	90	57						
				168	H	Charlotte	71	80	299	A	FIU	71	61						

Non-Div I Games: Tuskegee 105 50 Miles 85 42

UAB

Loss,
Non-Conf,
S Site,
H Home
A Away
N Neutral

UC Davis					Through Games Of March 8, 2018						
Average RPI	Win:	211	WON-LOST	WINNING	LAST 10	STRENGTH OF	OPP. STRENGTH	TEAM	ADJ.	CONF.	ADJ CONF.
Average RPI	Loss:	121	RECORD	PCT. RANK	GAMES	SCHEDULE	OF SCHEDULE	RPI	RPI	RPI	RPI
DIV. I ONLY		24- 5		15	8- 2	234	175	64	64	21	21
DIV. I NON-CONF.		10- 3		52	0- 0	161	72	59	59	19	19

TOTALS		RPI 1-25		RPI 26-50		W-L RECORDS	RPI 51-100	RPI 101-999		RPI 201+	
24- 5		0- 0		0- 2		OVERALL	1- 1	23- 2		14- 2	
13- 1		0- 0		0- 1		HOME	0- 0	13- 0		8- 0	
10- 4		0- 0		0- 1		AWAY	1- 1	9- 2		6- 2	
1- 0		0- 0		0- 0		NEUTRAL	0- 0	1- 0		0- 0	
10- 3		0- 0		0- 2		NON-CONFERENCE	1- 1	9- 0		4- 0	
5- 1		0- 0		0- 1		HOME	0- 0	5- 0		2- 0	
4- 2		0- 0		0- 1		AWAY	1- 1	3- 0		2- 0	
1- 0		0- 0		0- 0		NEUTRAL	0- 0	1- 0		0- 0	
14- 2		0- 0		0- 0		CONFERENCE	0- 0	14- 2		10- 2	
8- 0		0- 0		0- 0		HOME	0- 0	8- 0		6- 0	
6- 2		0- 0		0- 0		AWAY	0- 0	6- 2		4- 2	
0- 0		0- 0		0- 0		NEUTRAL	0- 0	0- 0		0- 0	

RPI 1-25			RPI 26-50			RPI 51-100			Team's RPI: 64		
RPI	S	Opponent	Score	RPI	S	Opponent	Score	RPI	S	Opponent	Score
41	A	Oregon St.	47 61	79	A	Saint Mary's (CA)	74 50	112	H	Washington St.	91 76
45	H	UCF	55 62	84	A	Fordham	62 70	118	H	Portland St.	79 67
								127	N	Yale	71 61
								128	H	San Francisco	72 55
								138	A	Cal Poly	80 76
								138	H	Cal Poly	85 77
								186	A	Pacific	90 58
								194	A	UC Irvine	76 67
								194	H	UC Irvine	66 56
								205	A	UC Santa Barbara	68 61
								205	H	UC Santa Barbara	69 63
								206	A	CSUN	71 75
								206	H	CSUN	72 46
								212	A	Seattle U	79 53
								230	A	UC Riverside	62 76
								230	H	UC Riverside	74 63
								239	H	Pepperdine	69 64
								257	A	Hawaii	68 56
								257	H	Hawaii	76 52
								271	H	Sacramento St.	79 72
								301	A	Long Beach St.	83 71
								301	H	Long Beach St.	79 49
								319	A	Cal St. Fullerton	67 55
								319	H	Cal St. Fullerton	67 53
								328	A	Southern Utah	85 59

LAST 12 Division I GAMES:											
230	A	UC Riverside	62 76	138	H	Cal Poly	85 77				
319	A	Cal St. Fullerton	67 55	206	A	CSUN	71 75				
194	H	UC Irvine	66 56	301	A	Long Beach St.	83 71				
257	A	Hawaii	68 56	205	H	UC Santa Barbara	69 63				
301	H	Long Beach St.	79 49	319	H	Cal St. Fullerton	67 53				
206	H	CSUN	72 46	138	A	Cal Poly	80 76				

Non-Div I Games:

UC Davis

UC Irvine				Through Games Of March 8, 2018							
Average RPI	Win:	256	WON-LOST	WINNING	LAST 10	STRENGTH OF	OPP. STRENGTH	TEAM	ADJ.	CONF.	ADJ CONF.
Average RPI	Loss:	157	RECORD	PCT. RANK	GAMES	SCHEDULE	OF SCHEDULE	RPI	RPI	RPI	RPI
DIV. I ONLY		17- 13	132	5- 5	301	227	194	194	21	21	
DIV. I NON-CONF.		7- 6	165	0- 0	293	262	215	215	19	19	

TOTALS	RPI 1-25		RPI 26-50		W-L RECORDS	RPI 51-100	RPI 101-999		RPI 201+		
17- 13	0- 0		0- 0		OVERALL	0- 4	17- 9		16- 5		
9- 4	0- 0		0- 0		HOME	0- 1	9- 3		8- 1		
8- 6	0- 0		0- 0		AWAY	0- 3	8- 3		8- 2		
0- 3	0- 0		0- 0		NEUTRAL	0- 0	0- 3		0- 2		
7- 6	0- 0		0- 0		NON-CONFERENCE	0- 2	7- 4		7- 1		
3- 2	0- 0		0- 0		HOME	0- 0	3- 2		3- 0		
4- 2	0- 0		0- 0		AWAY	0- 2	4- 0		4- 0		
0- 2	0- 0		0- 0		NEUTRAL	0- 0	0- 2		0- 1		
10- 7	0- 0		0- 0		CONFERENCE	0- 2	10- 5		9- 4		
6- 2	0- 0		0- 0		HOME	0- 1	6- 1		5- 1		
4- 4	0- 0		0- 0		AWAY	0- 1	4- 3		4- 2		
0- 1	0- 0		0- 0		NEUTRAL	0- 0	0- 1		0- 1		

RPI 1-25				RPI 26-50				RPI 51-100				RPI 101+ Team's RPI: 194			
RPI	S	Opponent	Score	RPI	S	Opponent	Score	RPI	S	Opponent	Score	RPI	S	Opponent	Score
								64	A	UC Davis	56 66	118	H	Portland St.	72 82
								64	H	UC Davis	67 76	138	A	Cal Poly	76 79
								88	A	New Mexico	61 83	138	H	Cal Poly	107 66
								91	A	UNLV	54 73	144	H	Idaho St.	72 78
												151	N	Wichita St.	53 76
												203	A	CSU Bakersfield	72 59
												205	A	UC Santa Barbara	55 82
												205	H	UC Santa Barbara	77 74
												206	A	CSUN	67 71
												206	H	CSUN	56 47
												212	A	Seattle U	84 79
												230	A	UC Riverside	81 71
												230	H	UC Riverside	76 63
												230	N	UC Riverside	74 86
												239	H	Pepperdine	75 74
												240	N	Illinois	59 65
												257	A	Hawaii	74 67
												257	H	Hawaii	70 66
												270	A	San Diego St.	67 65
												301	A	Long Beach St.	100 81
												301	H	Long Beach St.	73 80
												315	H	Utah St.	87 84
												318	H	Portland	63 52
												319	A	Cal St. Fullerton	76 60
												319	H	Cal St. Fullerton	78 58
												328	A	Southern Utah	71 64

LAST 12 Division I GAMES:															
				230	N	UC Riverside	74 86	138	H	Cal Poly	107 66				
				319	H	Cal St. Fullerton	78 58	230	H	UC Riverside	76 63				
				206	A	CSUN	67 71	301	A	Long Beach St.	100 81				
				64	A	UC Davis	56 66	319	A	Cal St. Fullerton	76 60				
				301	H	Long Beach St.	73 80	206	H	CSUN	56 47				
				205	A	UC Santa Barbara	55 82	230	A	UC Riverside	81 71				

Non-Div I Games: Chapman 92 57

RPI

		LAST 12 Division I		GAMES:			
194	N UC Irvine	86	74	206	H CSUN	69	58
301	N Long Beach St.	79	66	194	A UC Irvine	63	76
64	T UC Davis	76	62	205	H UC Santa Barbara	84	76
301	A Long Beach St.	58	70	138	A Cal Poly	73	91
205	A UC Santa Barbara	70	72	257	A Hawai i	57	63
319	A Cal St. Fullerton	62	71	194	H UC Irvine	71	81

UC Ri versi de

RPI

RPI	S	Opponent	Team's RPI	Score
138	A	Cal Poly	72	73
138	H	Cal Poly	73	68
141	A	Loyola Marymount	61	67
146	H	Fresno St.	57	64
165	H	San Diego	58	71
194	A	UC Irvine	74	77
194	H	UC Irvine	82	55
206	A	CSUN	74	73
206	H	CSUN	30	48
206	N	CSUN	63	72
212	H	Seattle U	71	77
215	A	New Mexico St.	77	47
230	A	UC Riverside	76	84
230	H	UC Riverside	72	70
257	A	Hawaii	64	73
257	H	Hawaii	71	61
270	H	San Diego St.	77	64
289	A	Santa Clara	63	68
301	A	Long Beach St.	90	74
301	H	Long Beach St.	51	44
304	A	Northern Ariz.	96	93
319	A	Cal St. Fullerton	59	52
319	H	Cal St. Fullerton	78	59

Page 301

Average RPI Win:	170	WON-LOST	WINNING	LAST 10	STRENGTH OF	OPP. STRENGTH	TEAM	ADJ.	CONF.	ADJ CONF.
Average RPI Loss:	54	RECORD	PCT. RANK	GAMES	SCHEDULE	OF SCHEDULE	RPI	RPI	RPI	RPI
DIV. I ONLY	21- 10	78	7- 3	52	80	45	45	7	7	
DIV. I NON-CONF.	8- 5	111	0- 0	67	154	67	67	7	7	

TOTALS	RPI 1-25	RPI 26-50	W-L RECORDS	RPI 51-100	RPI 101-999	RPI 201+				
21- 10	0- 5	0- 2	OVERALL	3- 1	18- 2	5- 0				
10- 4	0- 2	0- 2	HOME	1- 0	9- 0	2- 0				
10- 5	0- 2	0- 0	AWAY	2- 1	8- 2	3- 0				
1- 1	0- 1	0- 0	NEUTRAL	0- 0	1- 0	0- 0				
8- 5	0- 0	0- 2	NON-CONFERENCE	2- 1	6- 2	3- 0				
4- 2	0- 0	0- 2	HOME	1- 0	3- 0	1- 0				
4- 3	0- 0	0- 0	AWAY	1- 1	3- 2	2- 0				
0- 0	0- 0	0- 0	NEUTRAL	0- 0	0- 0	0- 0				
13- 5	0- 5	0- 0	CONFERENCE	1- 0	12- 0	2- 0				
6- 2	0- 2	0- 0	HOME	0- 0	6- 0	1- 0				
6- 2	0- 2	0- 0	AWAY	1- 0	5- 0	1- 0				
1- 1	0- 1	0- 0	NEUTRAL	0- 0	1- 0	0- 0				

U
C
FU
C
F

RPI 1-25				RPI 26-50				Team's RPI: 45				RPI 51-100				RPI 101+			
RPI	S	Opponent	Score	RPI	S	Opponent	Score	RPI	S	Opponent	Score	RPI	S	Opponent	Score	RPI	S	Opponent	Score
1	A	UConn	44 80	42	H	El on	57 71	64	A	UC Davi s	62 55	103	A	Ci nci nnati	50 38				
1	H	UConn	37 55	47	H	Mercer	64 73	67	A	Vi rgi ni a Tech	69 86	105	A	Chattanooga	58 57				
14	A	South Fla.	45 62					80	A	Houston	64 59	125	H	Tul ane	59 51				
14	H	South Fla.	68 77					81	H	IUPUI	63 59	135	H	UNI	53 43				
14	N	South Fla.	59 74									151	H	Wi chi ta St.	59 53				
												156	A	Samford	51 58				
												184	A	Temple	64 57				
												184	H	Temple	76 46				
												184	N	Temple	77 70				
												185	H	Davi dson	62 54				
												186	A	Paci fi c	74 78				
												192	A	Memphi s	63 40				
												192	H	Memphi s	61 41				
												193	H	East Carol i na	75 54				
												195	A	Tul sa	47 44				
												213	A	SMU	60 42				
												213	H	SMU	58 43				
												228	A	Gardner-Webb	65 30				
												231	A	Boston U.	47 32				
												327	H	Ga. Southern	62 38				
LAST 12 Division I GAMES:																			
14	N	South Fla.	59 74	184	A	Temple	64 57												
184	N	Temple	77 70	1	H	UConn	37 55												
193	H	East Carol i na	75 54	192	H	Memphi s	61 41												
80	A	Houston	64 59	103	A	Ci nci nnati	50 38												
192	A	Memphi s	63 40	195	A	Tul sa	47 44												
14	H	South Fla.	68 77	213	H	SMU	58 43												

Non-Div I Games:

UCF

Average RPI Win: 114
Average RPI Loss: 19

WON-LOST
RECORD

WINNING
PCT. RANK

LAST 10
GAMES

STRENGTH OF
SCHEDULE

OPP. STRENGTH
OF SCHEDULE

TEAM
RPI

ADJ.
RPI

CONF.
RPI

ADJ CONF.
RPI

DIV. I ONLY	24- 7	37	7- 3	10	21	10	10	5	5
DIV. I NON-CONF.	9- 2	33	0- 0	32	14	17	17	3	3
TOTALS	RPI 1-25	RPI 26-50	W-L RECORDS	RPI 51-100	RPI 101-999	RPI 201+			
24- 7	2- 5	7- 1	OVERALL	3- 1	12- 0	5- 0			
13- 2	2- 2	3- 0	HOME	1- 0	7- 0	5- 0			
8- 4	0- 2	2- 1	AWAY	1- 1	5- 0	0- 0			
3- 1	0- 1	2- 0	NEUTRAL	1- 0	0- 0	0- 0			
9- 2	1- 1	1- 0	NON-CONFERENCE	2- 1	5- 0	4- 0			
5- 1	1- 1	0- 0	HOME	0- 0	4- 0	4- 0			
2- 1	0- 0	0- 0	AWAY	1- 1	1- 0	0- 0			
2- 0	0- 0	1- 0	NEUTRAL	1- 0	0- 0	0- 0			
15- 5	1- 4	6- 1	CONFERENCE	1- 0	7- 0	1- 0			
8- 1	1- 1	3- 0	HOME	1- 0	3- 0	1- 0			
6- 3	0- 2	2- 1	AWAY	0- 0	4- 0	0- 0			
1- 1	0- 1	1- 0	NEUTRAL	0- 0	0- 0	0- 0			

RPI	S	Opponent	Score	RPI	S	Opponent	Score	RPI	S	Opponent	Score	RPI	S	Opponent	Score
1	H	UConn	60 78	41	A	Oregon St.	64 67	55	H	Arizona St.	71 63	112	A	Washington St.	79 71
4	H	Baylor	82 68	41	H	Oregon St.	84 49	57	A	Oklahoma St.	72 87	114	A	Utah	81 74
7	A	Oregon	94 101	43	A	Cal i forni a	82 46	84	A	Fordham	67 30	114	H	Utah	78 71
7	H	Oregon	61 70	43	H	Cal i forni a	60 52	89	N	Kansas St.	64 55	124	A	Seton Hall	77 68
7	N	Oregon	62 65	43	N	Cal i forni a	77 74					142	A	Col orado	93 55
13	A	Stanford	65 76	48	N	Creighton	72 63					142	H	Col orado	73 67
13	H	Stanford	64 53	49	A	Southern Cal i forni a	84 70					198	A	Washi ngton	86 69
				49	H	Southern Cal i forni a	59 46					205	H	UC Santa Barbara	74 44
												230	H	UC Ri versi de	68 48
												246	H	Presbyteri an	76 40
												275	H	Ari zona	69 46
												277	H	San Jose St.	129 69
LAST 12 Division I GAMES:															
				7	N	Oregon	62 65	55	H	Ari zona St.	71 63				
				43	N	Cal i forni a	77 74	275	H	Ari zona	69 46				
				114	H	Utah	78 71	49	A	Southern Cal i forni a	84 70				
				142	H	Col orado	73 67	49	H	Southern Cal i forni a	59 46				
				7	A	Oregon	94 101	112	A	Washi ngton St.	79 71				
				41	A	Oregon St.	64 67	198	A	Washi ngton	86 69				

Non-Div I Games:

UCLA

Average RPI	Winn:	WON-LOST RECORD	WINNING PCT. RANK	LAST 10 GAMES	STRENGTH OF SCHEDULE	OPP. STRENGTH OF SCHEDULE	TEAM RPI	ADJ. RPI	CONF. RPI	ADJ. CONF. RPI
87										
Average RPI Loss:	0									
DIV. I ONLY	32- 0	1	10- 0	3	5	1	1	7	7	
DIV. I NON-CONF.	13- 0	1	2- 0	1	1	1	1	7	7	

TOTALS	RPI 1-25	RPI 26-50	W-L RECORDS	RPI 51-100	RPI 101-999	RPI 201+				
32- 0	11- 0	4- 0	OVERALL	3- 0	14- 0	1- 0				
12- 0	4- 0	2- 0	HOME	0- 0	6- 0	0- 0				
13- 0	5- 0	1- 0	AWAY	1- 0	6- 0	1- 0				
7- 0	2- 0	1- 0	NEUTRAL	2- 0	2- 0	0- 0				
13- 0	8- 0	2- 0	NON-CONFERENCE	2- 0	1- 0	0- 0				
4- 0	3- 0	1- 0	HOME	0- 0	0- 0	0- 0				
5- 0	4- 0	0- 0	AWAY	0- 0	1- 0	0- 0				
4- 0	1- 0	1- 0	NEUTRAL	2- 0	0- 0	0- 0				
19- 0	3- 0	2- 0	CONFERENCE	1- 0	13- 0	1- 0				
8- 0	1- 0	1- 0	HOME	0- 0	6- 0	0- 0				
8- 0	1- 0	1- 0	AWAY	1- 0	5- 0	1- 0				
3- 0	1- 0	0- 0	NEUTRAL	0- 0	2- 0	0- 0				

RPI	S	Opponent	Score	RPI	S	Opponent	Score	RPI	S	Opponent	Score	RPI	S	Opponent	Score
2	H	Notre Dame	80 71	34	N	Oklahoma	88 64	65	N	Michigan St.	96 62	103	H	Cincinnati	106 65
3	H	Louisville	69 58	43	H	California	82 47	74	N	Duquesne	104 52	103	N	Cincinnati	75 21
10	A	UCLA	78 60	45	A	UCF	55 37	80	A	Houston	95 35	125	A	Tulane	91 47
11	A	South Carolina	83 58	45	H	UCF	80 44					125	H	Tulane	98 45
12	A	Texas	75 71									125	N	Tulane	82 56
13	N	Stanford	78 53									151	H	Wichita St.	124 43
14	A	South Fla.	100 49									171	A	Nevada	88 57
14	H	South Fla.	82 53									184	A	Temple	113 57
14	N	South Fla.	70 54									184	H	Temple	106 45
17	H	Maryland	97 72									192	A	Memphis	93 36
20	A	DePaul	103 69									192	H	Memphis	97 49
												193	A	East Carolina	96 35
												195	H	Tulsa	78 60
												213	A	SMU	80 36

LAST 12 Division I GAMES:															
14	N	South Fla.	70 54	184	H	Temple	106 45	3	H	Louisville	69 58	151	H	Wichita St.	124 43
103	N	Cincinnati	75 21					45	A	UCF	55 37	103	H	Cincinnati	106 65
125	N	Tulane	82 56					103	H	Cincinnati	106 65	11	A	South Carolina	83 58
14	H	South Fla.	82 53												
213	A	SMU	80 36												
125	A	Tulane	91 47												

Non-Div I Games:

UConn

UMBC		Average RPI Win: 335	WON-LOST RECORD	WINNING PCT. RANK	LAST 10 GAMES	STRENGTH OF SCHEDULE	OPP. STRENGTH OF SCHEDULE	TEAM RPI	ADJ. RPI	CONF. RPI	ADJ CONF. RPI
Average RPI Loss: 164											
DIV. I ONLY		4- 26	330	3- 7		204	259	324	324	20	20
DIV. I NON-CONF.		0- 12	337	0- 0		244	242	344	344	24	24

TOTALS	RPI 1-25		RPI 26-50		W-L RECORDS	RPI 51-100		RPI 101-999		RPI 201+	
4- 26	0- 0		0- 1		OVERALL	0- 7		4- 18		4- 8	
2- 11	0- 0		0- 0		HOME	0- 3		2- 8		2- 3	
2- 12	0- 0		0- 1		AWAY	0- 3		2- 8		2- 3	
0- 3	0- 0		0- 0		NEUTRAL	0- 1		0- 2		0- 2	
0- 12	0- 0		0- 1		NON-CONFERENCE	0- 2		0- 9		0- 7	
0- 4	0- 0		0- 0		HOME	0- 1		0- 3		0- 2	
0- 6	0- 0		0- 1		AWAY	0- 1		0- 4		0- 3	
0- 2	0- 0		0- 0		NEUTRAL	0- 0		0- 2		0- 2	
4- 14	0- 0		0- 0		CONFERENCE	0- 5		4- 9		4- 1	
2- 7	0- 0		0- 0		HOME	0- 2		2- 5		2- 1	
2- 6	0- 0		0- 0		AWAY	0- 2		2- 4		2- 0	
0- 1	0- 0		0- 0		NEUTRAL	0- 1		0- 0		0- 0	

RPI 1-25				RPI 26-50				RPI 51-100				RPI 101+ Team's RPI: 324			
RPI	S	Opponent	Score	RPI	S	Opponent	Score	RPI	S	Opponent	Score	RPI	S	Opponent	Score
				30	A	Princeton	40 77	52	H	American	48 61	109	A	George Mason	38 58
								72	A	Maine	36 69	130	A	Hartford	54 65
								72	H	Maine	50 64	130	H	Hartford	54 61
								72	N	Maine	43 65	159	A	Binghamton	51 81
								82	A	Albany (NY)	45 79	159	H	Binghamton	53 68
								82	H	Albany (NY)	75 78	179	A	New Hampshire	51 56
								84	A	Fordham	46 55	179	H	New Hampshire	46 51
												180	H	Denver	48 70
												187	A	Stony Brook	49 53
												187	H	Stony Brook	44 69
												211	H	Columbia	44 60
												255	A	Hofstra	55 71
												258	N	St. Bonaventure	54 63
												263	H	LIU Brooklyn	52 66
												266	A	UMES	43 66
												280	A	Towson	64 95
												285	N	North Dakota St.	53 67
												295	A	Vermont	52 51
												295	H	Vermont	58 72
												348	A	UMass Lowell	61 39
												348	H	UMass Lowell	73 65
												348	H	UMass Lowell	66 54

LAST 12 Division I GAMES:															
				72	N	Maine	43 65	179	H	New Hampshire	46 51				
				348	H	UMass Lowell	73 65	159	H	Binghamton	53 68				
				348	A	UMass Lowell	61 39	295	A	Vermont	52 51				
				130	H	Hartford	54 61	187	H	Stony Brook	44 69				
				82	A	Albany (NY)	45 79	72	A	Maine	36 69				
				187	A	Stony Brook	49 53	159	A	Binghamton	51 81				

Non-Div I Games: Gettysburg 72 45

UMBC

■ Loss,
 ■ Non-Conf,
 ■ S Site,
 ■ Home
 ■ A Away
 N Neutral

U
M
E
S

U
M
E
S

Page 306

UMKC				Through Games Of March 8, 2018							
Average RPI Win:		275	WON-LOST RECORD	WINNING PCT. RANK	LAST 10 GAMES	STRENGTH OF SCHEDULE	OPP. STRENGTH OF SCHEDULE	TEAM RPI	ADJ. RPI	CONF. RPI	ADJ CONF. RPI
Average RPI Loss:		189									
DIV. I ONLY		8- 19	276	4- 6	250	306	283	283	31	31	
DIV. I NON-CONF.		1- 11	331	0- 0	150	133	297	297	30	30	

TOTALS		RPI 1-25	RPI 26-50		W-L RECORDS		RPI 51-100	RPI 101-999	RPI 201+		
8- 19		0- 0	0- 1		OVERALL		0- 1	8- 17	7- 10		
3- 7		0- 0	0- 1		HOME		0- 0	3- 6	3- 4		
4- 11		0- 0	0- 0		AWAY		0- 1	4- 10	4- 5		
1- 1		0- 0	0- 0		NEUTRAL		0- 0	1- 1	0- 1		
1- 11		0- 0	0- 1		NON-CONFERENCE		0- 1	1- 9	0- 2		
0- 3		0- 0	0- 1		HOME		0- 0	0- 2	0- 0		
0- 8		0- 0	0- 0		AWAY		0- 1	0- 7	0- 2		
1- 0		0- 0	0- 0		NEUTRAL		0- 0	1- 0	0- 0		
7- 8		0- 0	0- 0		CONFERENCE		0- 0	7- 8	7- 8		
3- 4		0- 0	0- 0		HOME		0- 0	3- 4	3- 4		
4- 3		0- 0	0- 0		AWAY		0- 0	4- 3	4- 3		
0- 1		0- 0	0- 0		NEUTRAL		0- 0	0- 1	0- 1		

RPI 1-25				RPI 26-50				RPI 51-100				RPI 101+				Team's RPI: 283	
RPI	S	Opponent	Score	RPI	S	Opponent	Score	RPI	S	Opponent	Score	RPI	S	Opponent	Score		
				37	H	Northern Colo.	73 88	60	A	Nebraska	60 80	101	A	Western Ill.	71 90		
												106	A	Iowa St.	45 61		
												151	A	Wichi ta St.	63 72		
												174	H	Oral Roberts	73 76		
												180	H	Denver	68 77		
												182	A	Kansas	48 63		
												195	A	Tul sa	52 76		
												200	N	Stetson	67 50		
												203	A	CSU Bakersfi el d	60 58		
												203	H	CSU Bakersfi el d	62 76		
												212	A	Seattle U	62 66		
												212	H	Seattle U	58 62		
												212	N	Seattle U	64 75		
												215	A	New Mexi co St.	62 70		
												215	H	New Mexi co St.	67 76		
												241	A	Illinois St.	53 64		
												242	A	Fla. Atlantic	55 65		
												247	A	Grand Canyon	62 59		
												247	H	Grand Canyon	84 82		
												307	A	UTRGV	54 52		
												307	H	UTRGV	79 59		
												323	A	Utah Valley	65 68		
												323	H	Utah Valley	59 66		
												346	A	Chi cago St.	59 47		
												346	H	Chi cago St.	106 47		
LAST 12 Di vi si on I GAMES:																	
				212	N	Seattle U	64 75	212	A	Seattle U	62 66						
				346	A	Chi cago St.	59 47	203	H	CSU Bakersfi el d	62 76						
				215	H	New Mexico St.	67 76	247	H	Grand Canyon	84 82						
				307	H	UTRGV	79 59	215	A	New Mexi co St.	62 70						
				346	H	Chi cago St.	106 47	247	A	Grand Canyon	62 59						
				323	A	Utah Valley	65 68	203	A	CSU Bakersfi el d	60 58						

Non-Div I Games: Lincoln (MO) 98 41 Harris-Stowe 114 59 Cent. Christian Bib90 10

UMKC

Loss, Non-Conf, S Site, H Home A Away N Neutral

Average RPI		Win: 284	Loss: 220	WON-LOST RECORD	WINNING PCT. RANK	LAST 10 GAMES	STRENGTH OF SCHEDULE	OPP. STRENGTH OF SCHEDULE	TEAM RPI	ADJ. RPI	CONF. RPI	ADJ CONF. RPI
DIV. I ONLY				3- 26	337	1- 9	342	298	348	348	20	20
DIV. I NON-CONF.				2- 10	300	0- 0	348	347	348	348	24	24
TOTALS		RPI 1-25			RPI 26-50		W-L RECORDS	RPI 51-100		RPI 101-999		RPI 201+
3- 26	0- 0			0- 0		OVERALL	0- 4		3- 22		3- 14	
2- 11	0- 0			0- 0		HOME	0- 2		2- 9		2- 5	
1- 15	0- 0			0- 0		AWAY	0- 2		1- 13		1- 9	
0- 0	0- 0			0- 0		NEUTRAL	0- 0		0- 0		0- 0	
2- 10	0- 0			0- 0		NON-CONFERENCE	0- 0		2- 10		2- 10	
1- 4	0- 0			0- 0		HOME	0- 0		1- 4		1- 4	
1- 6	0- 0			0- 0		AWAY	0- 0		1- 6		1- 6	
0- 0	0- 0			0- 0		NEUTRAL	0- 0		0- 0		0- 0	
1- 16	0- 0			0- 0		CONFERENCE	0- 4		1- 12		1- 4	
1- 7	0- 0			0- 0		HOME	0- 2		1- 5		1- 1	
0- 9	0- 0			0- 0		AWAY	0- 2		0- 7		0- 3	
0- 0	0- 0			0- 0		NEUTRAL	0- 0		0- 0		0- 0	

[illegible]

Non-Div I Games:	Fisher	102	47
------------------	--------	-----	----

UMass Lowell I

■ Loss, ■ Non-Conf, S Site, H Home A Away N Neutral

Average RPI Win:	258	WON-LOST	WINNING	LAST 10	STRENGTH OF	OPP. STRENGTH	TEAM	ADJ.	CONF.	ADJ CONF.
Average RPI Loss:	184	RECORD	PCT. RANK	GAMES	SCHEDULE	OF SCHEDULE	RPI	RPI	RPI	RPI
DIV. I ONLY	14- 14	179	6- 4	276	295	223	223	27	27	
DIV. I NON-CONF.	2- 8	290	0- 0	270	167	309	309	28	28	

TOTALS	RPI 1-25	RPI 26-50	W-L RECORDS	RPI 51-100	RPI 101-999	RPI 201+				
14- 14	0- 1	0- 1	OVERALL	1- 1	13- 11	11- 5				
7- 7	0- 0	0- 1	HOME	1- 0	6- 6	6- 1				
7- 7	0- 1	0- 0	AWAY	0- 1	7- 5	5- 4				
0- 0	0- 0	0- 0	NEUTRAL	0- 0	0- 0	0- 0				
2- 8	0- 1	0- 1	NON-CONFERENCE	0- 0	2- 6	2- 2				
1- 4	0- 0	0- 1	HOME	0- 0	1- 3	1- 0				
1- 4	0- 1	0- 0	AWAY	0- 0	1- 3	1- 2				
0- 0	0- 0	0- 0	NEUTRAL	0- 0	0- 0	0- 0				
12- 6	0- 0	0- 0	CONFERENCE	1- 1	11- 5	9- 3				
6- 3	0- 0	0- 0	HOME	1- 0	5- 3	5- 1				
6- 3	0- 0	0- 0	AWAY	0- 1	6- 2	4- 2				
0- 0	0- 0	0- 0	NEUTRAL	0- 0	0- 0	0- 0				

RPI 1-25				RPI 26-50				RPI 51-100				RPI 101+				Team's RPI: 223
RPI	S	Opponent	Score	RPI	S	Opponent	Score	RPI	S	Opponent	Score	RPI	S	Opponent	Score	
16	A	NC State	55 87	47	H	Mercer	56 67	87	A	Liberty	48 53	111	H	Middle Tenn.	57 72	
								87	H	Liberty	48 41	134	A	Radford	67 56	
												134	H	Radford	48 64	
												168	H	Charlotte	47 51	
												185	A	Davidson	50 58	
												188	H	Furman	63 71	
												191	A	High Point	78 59	
												191	H	High Point	45 58	
												228	A	Gardner-Webb	61 60	
												228	H	Gardner-Webb	62 60	
												246	A	Presbyterian	63 72	
												246	H	Presbyterian	74 76	
												254	A	Campbell	60 52	
												254	H	Campbell	38 33	
												264	H	Appalachian St.	69 60	
												301	A	Wofford	68 70	
												303	A	USC Upstate	76 70	
												305	A	Western Caro.	52 62	
												322	A	Charleston So.	78 61	
												322	H	Charleston So.	71 69	
												343	A	Winthrop	70 48	
												343	H	Winthrop	63 51	
												344	A	Longwood	54 67	
												344	H	Longwood	82 52	
LAST 12 Division I GAMES:																
228	H	Gardner-Webb	62 60	191	A	High Point	78 59									
246	A	Presbyterian	63 72	134	H	Radford	48 64									
344	A	Longwood	54 67	343	H	Winthrop	63 51									
254	H	Campbell	38 33	228	A	Gardner-Webb	61 60									
87	A	Liberty	48 53	246	H	Presbyterian	74 76									
322	H	Charleston So.	71 69	322	A	Charleston So.	78 61									

Non-Div I Games: Warren Wilson 100 53

UNC Asheville

Average RPI Win: 236
Average RPI Loss: 145

WON-LOST
RECORD

WINNING
PCT. RANK

LAST 10
GAMES

STRENGTH OF
SCHEDULE

OPP. STRENGTH
OF SCHEDULE

TEAM
RPI

ADJ.
RPI

CONF.
RPI

ADJ CONF.
RPI

DIV. I ONLY	10- 17	240	5- 5	161	198	219	219	17	17
DIV. I NON-CONF.	3- 8	268	0- 0	196	304	255	255	16	16
<hr/>									
TOTALS	RPI 1-25	RPI 26-50	W-L RECORDS	RPI 51-100	RPI 101-999	RPI 201+			
10- 17	0- 1	0- 3	OVERALL	0- 0	10- 13	7- 4			
5- 6	0- 0	0- 1	HOME	0- 0	5- 5	3- 2			
4- 10	0- 1	0- 2	AWAY	0- 0	4- 7	4- 2			
1- 1	0- 0	0- 0	NEUTRAL	0- 0	1- 1	0- 0			
3- 8	0- 1	0- 1	NON-CONFERENCE	0- 0	3- 6	3- 4			
1- 3	0- 0	0- 0	HOME	0- 0	1- 3	1- 2			
2- 5	0- 1	0- 1	AWAY	0- 0	2- 3	2- 2			
0- 0	0- 0	0- 0	NEUTRAL	0- 0	0- 0	0- 0			
7- 9	0- 0	0- 2	CONFERENCE	0- 0	7- 7	4- 0			
4- 3	0- 0	0- 1	HOME	0- 0	4- 2	2- 0			
2- 5	0- 0	0- 1	AWAY	0- 0	2- 4	2- 0			
1- 1	0- 0	0- 0	NEUTRAL	0- 0	1- 1	0- 0			

RPI 1-25				RPI 26-50				RPI 51-100				RPI 101+				Team's RPI: 219
RPI	S	Opponent	Score	RPI	S	Opponent	Score	RPI	S	Opponent	Score	RPI	S	Opponent	Score	
18	A	Duke	54 85	31	A	Virginia	50 68					105	A	Chattanooga	42 49	
				47	A	Mercer	57 80					105	H	Chattanooga	57 73	
				47	H	Mercer	54 57					105	N	Chattanooga	70 66	
												107	A	ETSU	52 60	
												107	H	ETSU	65 61	
												107	N	ETSU	52 54	
												134	A	Radford	53 56	
												156	A	Samford	48 56	
												156	H	Samford	53 60	
												188	A	Furman	54 55	
												188	H	Furman	76 74	
												191	H	High Point	72 81	
												216	A	Norfolk St.	63 64	
												220	A	Coastal Caro.	60 54	
												246	A	Presbyteri an	64 57	
												254	H	Campbel l	61 72	
												282	H	VCU	74 61	
												294	H	Murray St.	52 63	
												301	A	Wofford	81 75	
												301	H	Wofford	66 51	
												305	A	Western Caro.	88 67	
												305	H	Western Caro.	57 54	
												316	A	Eastern Ky.	59 70	
<hr/>																
LAST 12 Division I GAMES:																
				107	N	ETSU	52 54	188	A	Furman	54 55					
				105	N	Chattanooga	70 66	105	H	Chattanooga	57 73					
				305	H	Western Caro.	57 54	107	H	ETSU	65 61					
				47	H	Mercer	54 57	305	A	Western Caro.	88 67					
				156	H	Samford	53 60	156	A	Samford	48 56					
				301	A	Wofford	81 75	47	A	Mercer	57 80					

Non-Div I Games: Greensboro 82 34 Tuscul um 69 71 Lees-McRae 78 62 Southern Wesleyan 96 35
UNCG

Loss, Non-Conf, S Site, H Home A Away N Neutral

Average RPI Win: **263**
 Average RPI Loss: **131**

WON-LOST
RECORD

WINNING
PCT. RANK

LAST 10
GAMES

STRENGTH OF
SCHEDULE

OPP. STRENGTH
OF SCHEDULE

TEAM
RPI

ADJ.
RPI

CONF.
RPI

ADJ CONF.
RPI

DIV. I ONLY	10- 19	250	5- 5	210	155	250	250	10	10
DIV. I NON-CONF.	5- 4	146	0- 0	334	235	232	232	12	12
<hr/>									
TOTALS	RPI 1-25	RPI 26-50	W-L RECORDS	RPI 51-100	RPI 101-999	RPI 201+			
10- 19	0- 0	0- 5	OVERALL	0- 2	10- 12	8- 4			
5- 8	0- 0	0- 2	HOME	0- 1	5- 5	4- 2			
4- 11	0- 0	0- 3	AWAY	0- 1	4- 7	3- 2			
1- 0	0- 0	0- 0	NEUTRAL	0- 0	1- 0	1- 0			
5- 4	0- 0	0- 0	NON-CONFERENCE	0- 0	5- 4	4- 1			
4- 0	0- 0	0- 0	HOME	0- 0	4- 0	3- 0			
1- 4	0- 0	0- 0	AWAY	0- 0	1- 4	1- 1			
0- 0	0- 0	0- 0	NEUTRAL	0- 0	0- 0	0- 0			
5- 15	0- 0	0- 5	CONFERENCE	0- 2	5- 8	4- 3			
1- 8	0- 0	0- 2	HOME	0- 1	1- 5	1- 2			
3- 7	0- 0	0- 3	AWAY	0- 1	3- 3	2- 1			
1- 0	0- 0	0- 0	NEUTRAL	0- 0	1- 0	1- 0			

RPI	S	Opponent	Score	RPI	S	Opponent	Score	RPI	S	Opponent	Score	RPI	S	Opponent	Score
42	A	Elon	67 75	42	H	Elon	49 58	66	A	James Madison	48 65	104	A	Delaware	62 80
46	A	Drexel	42 68	46	A	Drexel	41 71	66	H	James Madison	48 63	104	H	Delaware	49 82
46	A	Drexel	40 58	46	H	Drexel						117	A	North Carolina	60 86
												139	A	Northeastern	39 56
												139	H	Northeastern	47 54
												154	A	William & Mary	64 49
												154	H	William & Mary	53 66
												182	A	Pittsburgh	55 74
												188	A	Furman	71 76
												193	H	East Carolina	66 62
												220	A	Coastal Caro.	41 57
												255	A	Hofstra	59 55
												255	H	Hofstra	61 69
												262	A	Col. of Charleston	76 60
												262	H	Col. of Charleston	63 72
												280	A	Towson	71 72
												280	H	Towson	64 53
												280	N	Towson	58 47
												282	H	VCU	83 67
												301	A	Wofford	65 60
												306	H	Georgia St.	74 62
												320	H	N.C. Central	89 63
<hr/>															
LAST 12 Division I GAMES:															
46	A	Drexel	41 71	154	A	William & Mary	64 49	46	H	Drexel	40 58	262	H	Col. of Charleston	63 72
280	N	Towson	58 47	46	H	Drexel	40 58	262	H	Col. of Charleston	63 72	255	A	Hofstra	59 55
42	H	Elon	49 58	262	H	Col. of Charleston	63 72	255	A	Hofstra	59 55	139	A	Northeastern	39 56
280	H	Towson	64 53	255	A	Hofstra	59 55	104	A	Delaware	62 80				
262	A	Col. of Charleston	76 60	104	A	Delaware	62 80								
66	A	James Madison	48 65												

U
N
C
WU
N
C
W

Non-Div I Games:

Catawba

74 59

UNC Pembroke

73 64

UNCW

Loss, **Non-Conf**, **S Site**, **H Home**, **A Away**, **N Neutral**

Average RPI Win:	242	WON-LOST	WINNING	LAST 10	STRENGTH OF	OPP. STRENGTH	TEAM	ADJ.	CONF.	ADJ CONF.
Average RPI Loss:	98	RECORD	PCT. RANK	GAMES	SCHEDULE	OF SCHEDULE	RPI	RPI	RPI	RPI
DIV. I ONLY	16- 12	129	8- 2	181	178	135	135	24	24	
DIV. I NON-CONF.	3- 7	254	0- 0	40	8	137	137	21	21	

TOTALS	RPI 1-25	RPI 26-50	W-L RECORDS	RPI 51-100	RPI 101-999	RPI 201+				
16- 12	0- 1	0- 3	OVERALL	2- 5	14- 3	12- 2				
8- 4	0- 1	0- 0	HOME	0- 3	8- 0	6- 0				
7- 8	0- 0	0- 3	AWAY	1- 2	6- 3	6- 2				
1- 0	0- 0	0- 0	NEUTRAL	1- 0	0- 0	0- 0				
3- 7	0- 1	0- 3	NON-CONFERENCE	2- 1	1- 2	0- 2				
1- 2	0- 1	0- 0	HOME	0- 1	1- 0	0- 0				
1- 5	0- 0	0- 3	AWAY	1- 0	0- 2	0- 2				
1- 0	0- 0	0- 0	NEUTRAL	1- 0	0- 0	0- 0				
13- 5	0- 0	0- 0	CONFERENCE	0- 4	13- 1	12- 0				
7- 2	0- 0	0- 0	HOME	0- 2	7- 0	6- 0				
6- 3	0- 0	0- 0	AWAY	0- 2	6- 1	6- 0				
0- 0	0- 0	0- 0	NEUTRAL	0- 0	0- 0	0- 0				

UNI

UNI

RPI 1-25				RPI 26-50				RPI 51-100				RPI 101+				Team's RPI: 135
RPI	S	Opponent	Score	RPI	S	Opponent	Score	RPI	S	Opponent	Score	RPI	S	Opponent	Score	
21	H	Iowa	47 71	27	A	South Dakota St.	47 57	70	A	Drake	64 81	106	H	Iowa St.	57 53	
				45	A	UCF	43 53	70	H	Drake	67 72	169	A	Southern Ill.	53 60	
				48	A	Creighton	78 89	76	N	Wyoming	55 40	169	H	Southern Ill.	71 63	
								81	H	IUPUI	48 54	202	A	North Dakota	72 80	
								89	A	Kansas St.	72 71	241	A	Illinois St.	58 36	
								97	A	Missouri St.	52 62	241	H	Illinois St.	66 48	
								97	H	Missouri St.	52 57	245	A	Omaha	74 78	
												261	A	Indiana St.	56 46	
												261	H	Indiana St.	59 53	
												269	A	Bradley	51 40	
												269	H	Bradley	63 50	
												291	A	Valparaiso	76 53	
												291	H	Valparaiso	77 56	
												308	A	Loyola Chicago	64 39	
												308	H	Loyola Chicago	70 41	
												349	A	Evansville	85 60	
												349	H	Evansville	65 41	

LAST 12 Division I GAMES:																
308	A	Loyola Chicago	64 39	261	A	Indiana St.	56 46									
291	A	Valparaiso	76 53	169	H	Southern Ill.	71 63									
269	H	Bradley	63 50	97	H	Missouri St.	52 57									
241	H	Illinois St.	66 48	241	A	Illinois St.	58 36									
70	H	Drake	67 72	269	A	Bradley	51 40									
349	A	Evansville	85 60	70	A	Drake	64 81									

Non-Div I Games: Wis.-Parkside 92 62

UNI

UNLV				Through Games Of March 8, 2018							
Average RPI Win:		204	WON-LOST RECORD	WINNING PCT. RANK	LAST 10 GAMES	STRENGTH OF SCHEDULE	OPP. STRENGTH OF SCHEDULE	TEAM RPI	ADJ. RPI	CONF. RPI	ADJ CONF. RPI
Average RPI Loss:		93									
DIV. I ONLY			19- 11	95	7- 3	90	129	91	91	16	16
DIV. I NON-CONF.			5- 6	187	0- 0	8	85	89	89	14	14

TOTALS		RPI 1-25	RPI 26-50		W-L RECORDS		RPI 51-100		RPI 101-999		RPI 201+
19- 11		0- 3	1- 2		OVERALL		2- 1		16- 5		10- 1
12- 4		0- 1	0- 2		HOME		1- 0		11- 1		6- 0
7- 4		0- 1	1- 0		AWAY		1- 1		5- 2		4- 0
0- 3		0- 1	0- 0		NEUTRAL		0- 0		0- 2		0- 1
5- 6		0- 3	1- 2		NON-CONFERENCE		0- 0		4- 1		2- 1
4- 3		0- 1	0- 2		HOME		0- 0		4- 0		2- 0
1- 1		0- 1	1- 0		AWAY		0- 0		0- 0		0- 0
0- 2		0- 1	0- 0		NEUTRAL		0- 0		0- 1		0- 1
14- 5		0- 0	0- 0		CONFERENCE		2- 1		12- 4		8- 0
8- 1		0- 0	0- 0		HOME		1- 0		7- 1		4- 0
6- 3		0- 0	0- 0		AWAY		1- 1		5- 2		4- 0
0- 1		0- 0	0- 0		NEUTRAL		0- 0		0- 1		0- 0

RPI 1-25				RPI 26-50				RPI 51-100				RPI 101+			
RPI	S	Opponent	Score	RPI	S	Opponent	Score	RPI	S	Opponent	Score	RPI	S	Opponent	Score
5	H	Mississippi St.	63 103	32	A	Gonzaga	52 50	76	A	Wyoming	56 69	115	H	Colorado St.	56 52
13	A	Stanford	33 74	35	H	Syracuse	55 69	88	A	New Mexico	68 66	118	H	Portland St.	88 80
19	N	Buffalo	53 80	40	H	Minnesota	72 79	88	H	New Mexico	74 62	120	A	Boise St.	60 69
												120	H	Boise St.	77 54
												146	A	Fresno St.	73 58
												146	H	Fresno St.	72 74
												171	A	Nevada	55 75
												171	H	Nevada	77 75
												171	N	Nevada	73 77
												194	H	UC Irvine	73 54
												230	N	UC Riverside	88 95
												247	H	Grand Canyon	76 47
												255	H	Hofstra	68 52
												270	A	San Diego St.	75 64
												270	H	San Diego St.	73 67
												277	A	San Jose St.	80 53
												277	H	San Jose St.	79 60
												290	A	Air Force	67 59
												290	H	Air Force	69 57
												315	A	Utah St.	63 54
												315	H	Utah St.	68 58
LAST 12 Division I GAMES:															
				171	N	Nevada	73 77	290	A	Air Force	67 59				
				315	H	Utah St.	68 58	76	A	Wyoming	56 69				
				171	A	Nevada	55 75	171	H	Nevada	77 75				
				88	H	New Mexico	74 62	120	H	Boise St.	77 54				
				146	A	Fresno St.	73 58	277	A	San Jose St.	80 53				
				270	H	San Diego St.	73 67	270	A	San Diego St.	75 64				

Non-Div I Games:

UNLV

Average RPI Win: 297
Average RPI Loss: 176

Average RPI Win: 297		WON-LOST RECORD	WINNING PCT. RANK	LAST 10 GAMES	STRENGTH OF SCHEDULE	OPP. STRENGTH OF SCHEDULE	TEAM RPI	ADJ. RPI	CONF. RPI	ADJ CONF. RPI
Average RPI Loss: 176										
DIV. I ONLY		8- 19	276	5- 5	262	284	303	303	23	23
DIV. I NON-CONF.		2- 10	300	0- 0	235	331	332	332	22	22
TOTALS		RPI 1-25	RPI 26-50	W-L RECORDS	RPI 51-100	RPI 101-999	RPI 201+			
8- 19	0- 0		0- 0	OVERALL	0- 6	8- 13	7- 9			
6- 7	0- 0		0- 0	HOME	0- 2	6- 5	5- 4			
2- 12	0- 0		0- 0	AWAY	0- 4	2- 8	2- 5			
0- 0	0- 0		0- 0	NEUTRAL	0- 0	0- 0	0- 0			
2- 10	0- 0		0- 0	NON-CONFERENCE	0- 2	2- 8	2- 5			
2- 4	0- 0		0- 0	HOME	0- 0	2- 4	2- 3			
0- 6	0- 0		0- 0	AWAY	0- 2	0- 4	0- 2			
0- 0	0- 0		0- 0	NEUTRAL	0- 0	0- 0	0- 0			
6- 9	0- 0		0- 0	CONFERENCE	0- 4	6- 5	5- 4			
4- 3	0- 0		0- 0	HOME	0- 2	4- 1	3- 1			
2- 6	0- 0		0- 0	AWAY	0- 2	2- 4	2- 3			
0- 0	0- 0		0- 0	NEUTRAL	0- 0	0- 0	0- 0			

RPI 1-25				RPI 26-50				RPI 51-100				RPI 101+ Team's RPI: 303					
RPI	S	Opponent	Score	RPI	S	Opponent	Score	RPI	S	Opponent	Score	RPI	S	Opponent	Score		
								52	A	FGCU	60	93	154	A	William & Mary	63	83
								52	H	FGCU	44	88	188	H	Furman	59	80
								57	A	Oklahoma St.	71	108	193	A	East Carolina	53	66
								67	A	Virginia Tech	56	87	200	A	Stetson	61	62
								98	A	Jacksonville	49	65	200	H	Stetson	69	64
								98	H	Jacksonville	45	71	223	H	UNC Asheville	70	76
													228	A	Gardner-Webb	39	60
													237	A	North Florida	61	79
													237	H	North Florida	61	65
													245	H	Omaha	66	69
													246	H	Presbyterian	69	83
													254	A	Campbell	49	69
													260	A	Lipscomb	78	97
													260	A	Lipscomb	53	95
													260	H	Lipscomb	80	64
													300	A	Kennesaw St.	70	64
													300	H	Kennesaw St.	65	61
													317	H	South Carolina St.	63	44
													320	H	N. C. Central	66	61
													339	A	NJIT	95	57
													339	H	NJIT	74	67
LAST 12 Division I GAMES:																	
				260	A	Lipscomb	53	95	260	H	Lipscomb	80	64				
				339	H	NJIT	74	67	300	A	Kennesaw St.	70	64				
				237	A	North Florida	61	79	260	A	Lipscomb	78	97				
				98	A	Jacksonville	49	65	300	H	Kennesaw St.	65	61				
				200	H	Stetson	69	64	98	H	Jacksonville	45	71				
				52	H	FGCU	44	88	237	H	North Florida	61	65				

USC Upstate

Average RPI Win:	234	WON-LOST	WINNING	LAST 10	STRENGTH OF	OPP. STRENGTH	TEAM	ADJ.	CONF.	ADJ CONF.
Average RPI Loss:	152	RECORD	PCT. RANK	GAMES	SCHEDULE	OF SCHEDULE	RPI	RPI	RPI	RPI
DIV. I ONLY	18- 12	110	7- 3	306	172	177	177	22	22	
DIV. I NON-CONF.	6- 5	153	0- 0	243	51	171	171	23	23	

TOTALS	RPI 1-25	RPI 26-50	W-L RECORDS	RPI 51-100	RPI 101-999	RPI 201+				
18- 12	0- 0	0- 0	OVERALL	0- 4	18- 8	11- 3				
13- 2	0- 0	0- 0	HOME	0- 1	13- 1	7- 0				
5- 9	0- 0	0- 0	AWAY	0- 3	5- 6	4- 3				
0- 1	0- 0	0- 0	NEUTRAL	0- 0	0- 1	0- 0				
6- 5	0- 0	0- 0	NON-CONFERENCE	0- 3	6- 2	3- 0				
5- 1	0- 0	0- 0	HOME	0- 1	5- 0	2- 0				
1- 4	0- 0	0- 0	AWAY	0- 2	1- 2	1- 0				
0- 0	0- 0	0- 0	NEUTRAL	0- 0	0- 0	0- 0				
12- 7	0- 0	0- 0	CONFERENCE	0- 1	12- 6	8- 3				
8- 1	0- 0	0- 0	HOME	0- 0	8- 1	5- 0				
4- 5	0- 0	0- 0	AWAY	0- 1	4- 4	3- 3				
0- 1	0- 0	0- 0	NEUTRAL	0- 0	0- 1	0- 0				

RPI 1-25				RPI 26-50				RPI 51-100				RPI 101+ Team's RPI: 177			
RPI	S	Opponent	Score	RPI	S	Opponent	Score	RPI	S	Opponent	Score	RPI	S	Opponent	Score
								68	A	Georgi a Tech	52 80	114	A	Utah	41 71
								80	H	Houston	58 62	128	H	San Francisco	56 54
								89	A	Kansas St.	56 70	132	A	Texas St.	58 75
								95	A	Little Rock	57 59	132	H	Texas St.	61 59
												145	A	Arkansas	57 91
												146	H	Fresno St.	67 54
												160	A	Loui si ana	38 34
												160	H	Loui si ana	63 61
												160	N	Loui si ana	48 54
												167	H	Troy	76 57
												174	H	Oral Roberts	70 46
												176	H	South Ala.	63 76
												213	H	SMU	58 55
												220	A	Coastal Caro.	76 89
												220	H	Coastal Caro.	65 63
												222	A	Arkansas St.	80 85
												259	A	UTSA	69 68
												264	A	Appal achi an St.	64 60
												264	H	Appal achi an St.	49 48
												306	A	Georgi a St.	81 76
												306	H	Georgi a St.	62 57
												310	H	Incarnate Word	61 48
												327	A	Ga. Southern	68 73
												327	H	Ga. Southern	70 49
												338	A	La. -Monroe	80 53
												338	H	La. -Monroe	70 61

LAST 12 Division I GAMES:															
				160	N	Loui si ana	48 54	132	H	Texas St.	61 59				
				132	A	Texas St.	58 75	220	H	Coastal Caro.	65 63				
				306	H	Georgi a St.	62 57	264	H	Appal achi an St.	49 48				
				327	H	Ga. Southern	70 49	327	A	Ga. Southern	68 73				
				160	A	Loui si ana	38 34	306	A	Georgi a St.	81 76				
				338	A	La. -Monroe	80 53	338	H	La. -Monroe	70 61				

Non-Div I Games:

UT Arlington

Average RPI Win:	261	WON-LOST	WINNING	LAST 10	STRENGTH OF	OPP. STRENGTH	TEAM	ADJ.	CONF.	ADJ CONF.
Average RPI Loss:	133	RECORD	PCT. RANK	GAMES	SCHEDULE	OF SCHEDULE	RPI	RPI	RPI	RPI
DIV. I ONLY	17- 14	143	8- 2	188	258	158	158	25	25	
DIV. I NON-CONF.	2- 8	290	0- 0	95	92	260	260	27	27	

TOTALS	RPI 1-25	RPI 26-50	W-L RECORDS	RPI 51-100	RPI 101-999	RPI 201+				
17- 14	0- 1	0- 0	OVERALL	0- 4	17- 9	13- 2				
9- 3	0- 0	0- 0	HOME	0- 1	9- 2	7- 0				
6- 8	0- 1	0- 0	AWAY	0- 1	6- 6	5- 2				
2- 3	0- 0	0- 0	NEUTRAL	0- 2	2- 1	1- 0				
2- 8	0- 1	0- 0	NON-CONFERENCE	0- 2	2- 5	1- 1				
2- 1	0- 0	0- 0	HOME	0- 0	2- 1	1- 0				
0- 5	0- 1	0- 0	AWAY	0- 1	0- 3	0- 1				
0- 2	0- 0	0- 0	NEUTRAL	0- 1	0- 1	0- 0				
15- 6	0- 0	0- 0	CONFERENCE	0- 2	15- 4	12- 1				
7- 2	0- 0	0- 0	HOME	0- 1	7- 1	6- 0				
6- 3	0- 0	0- 0	AWAY	0- 0	6- 3	5- 1				
2- 1	0- 0	0- 0	NEUTRAL	0- 1	2- 0	1- 0				

RPI 1-25				RPI 26-50				RPI 51-100				RPI 101+ Team's RPI: 158			
RPI	S	Opponent	Score	RPI	S	Opponent	Score	RPI	S	Opponent	Score	RPI	S	Opponent	Score
3	A	Louisville	56 91					56	H	Belmont	63 65	105	A	Chattanooga	82 87
								56	N	Belmont	56 63	148	N	Eastern Wash.	58 61
								62	A	Purdue	58 60	161	H	N.C. A&T	76 63
								79	N	Saint Mary's (CA)	58 69	162	A	SIUE	70 73
												162	H	SIUE	72 64
												162	N	SIUE	69 67
												164	A	Jacksonville St.	61 57
												169	A	Southern Ill.	72 84
												175	H	Northwestern	63 71
												190	A	Morehead St.	75 88
												190	H	Morehead St.	76 81
												222	A	Arkansas St.	73 84
												229	A	Southeast Mo. St.	69 68
												229	H	Southeast Mo. St.	72 65
												229	N	Southeast Mo. St.	63 60
												251	A	Austin Peay	62 69
												251	H	Austin Peay	100 66
												294	A	Murray St.	97 80
												294	H	Murray St.	85 67
												305	H	Western Caro.	62 54
												313	A	Tennessee Tech	67 51
												316	A	Eastern Ky.	72 54
												316	H	Eastern Ky.	77 49
												330	H	Tennessee St.	80 68
												345	A	Eastern Ill.	72 44
												345	H	Eastern Ill.	85 57

				LAST 12 Division I GAMES:											
				56	N	Belmont	56 63	162	H	SIUE	72 64				
				162	N	SIUE	69 67	229	H	Southeast Mo. St.	72 65				
				229	N	Southeast Mo. St.	63 60	316	A	Eastern Ky.	72 54				
				229	A	Southeast Mo. St.	69 68	294	H	Murray St.	85 67				
				190	A	Morehead St.	75 88	251	H	Austin Peay	100 66				
				345	H	Eastern Ill.	85 57	313	A	Tennessee Tech	67 51				

Non-Div I Games: Rhodes 90 49 Ala.-Huntsville 104 73

UT Martin

Loss, Non-Conf, S Site, H Home A Away N Neutral

U
T
E
P

UTEP				Through Games Of March 8, 2018													
Average RPI Win: 220		WON-LOST RECORD		WINNING PCT. RANK		LAST 10 GAMES		STRENGTH OF SCHEDULE		OPP. STRENGTH OF SCHEDULE		TEAM RPI	ADJ. RPI	CONF. RPI	ADJ CONF. RPI		
DIV. I ONLY		17- 14		143		4- 6		194		242		170	170	18	18		
DIV. I NON-CONF.		9- 4		82		0- 0		204		328		109	109	20	20		

TOTALS		RPI 1-25		RPI 26-50		W-L RECORDS		RPI 51-100		RPI 101-999		RPI 201+					
17- 14		0- 0		0- 0		OVERALL		1- 4		16- 10		11- 7					
9- 5		0- 0		0- 0		HOME		1- 2		8- 3		6- 1					
5- 8		0- 0		0- 0		AWAY		0- 1		5- 7		4- 6					
3- 1		0- 0		0- 0		NEUTRAL		0- 1		3- 0		1- 0					
9- 4		0- 0		0- 0		NON-CONFERENCE		0- 1		9- 3		6- 2					
5- 1		0- 0		0- 0		HOME		0- 1		5- 0		4- 0					
2- 3		0- 0		0- 0		AWAY		0- 0		2- 3		2- 2					
2- 0		0- 0		0- 0		NEUTRAL		0- 0		2- 0		0- 0					
8- 10		0- 0		0- 0		CONFERENCE		1- 3		7- 7		5- 5					
4- 4		0- 0		0- 0		HOME		1- 1		3- 3		2- 1					
3- 5		0- 0		0- 0		AWAY		0- 1		3- 4		2- 4					
1- 1		0- 0		0- 0		NEUTRAL		0- 1		1- 0		1- 0					

RPI 1-25				RPI 26-50				RPI 51-100				RPI 101+				Team's RPI: 170	
RPI	S	Opponent	Score	RPI	S	Opponent	Score	RPI	S	Opponent	Score	RPI	S	Opponent	Score		
								59	H	Western Ky.	80 75	111	H	Middle Tenn.	45 54		
								75	H	UAB	64 84	125	A	Tulane	56 67		
								75	N	UAB	66 75	136	H	Louisiana Tech	62 65		
								88	H	New Mexico	35 59	145	H	Arkansas	64 61		
								100	A	Rice	42 56	156	N	Samford	46 33		
												168	H	Charlotte	67 58		
												193	N	East Carolina	93 79		
												201	A	North Texas	50 48		
												203	H	CSU Bakersfield	67 56		
												214	A	Southern Miss.	53 60		
												214	N	Southern Miss.	72 67		
												215	A	New Mexico St.	68 76		
												217	H	A&M-Corpus Christi	69 49		
												221	H	Texas Southern	65 55		
												222	A	Arkansas St.	73 76		
												230	A	UC Riverside	73 62		
												242	A	Fla. Atlantic	66 72		
												242	H	Fla. Atlantic	75 70		
												259	A	UTSA	66 53		
												259	H	UTSA	55 58		
												279	A	Old Dominion	52 56		
												299	A	FIU	77 76		
												299	H	FIU	86 70		
												309	H	Houston Baptist	69 62		
												312	A	Marshall	64 66		
												319	A	Cal St. Fullerton	92 91		

LAST 12 Division I GAMES:																	
								75	N	UAB	66 75	279	A	Old Dominion	52 56		
								214	N	Southern Miss.	72 67	312	A	Marshall	64 66		
								59	H	Western Ky.	80 75	136	H	Louisiana Tech	62 65		
								299	H	FIU	86 70	259	A	UTSA	66 53		
								214	A	Southern Miss.	53 60	75	H	UAB	64 84		
								259	H	UTSA	55 58	201	A	North Texas	50 48		

U
T
E
P

Non-Div I Games:

UTEP

Average RPI Win: 284
Average RPI Loss: 213

WON-LOST
RECORD

WINNING
PCT. RANK

LAST 10
GAMES

STRENGTH OF
SCHEDULE

OPP. STRENGTH
OF SCHEDULE

TEAM
RPI

ADJ.
RPI

CONF.
RPI

ADJ CONF.
RPI

DIV. I ONLY	11- 16	228	4- 6	339	330	307	307	31	31
DIV. I NON-CONF.	7- 5	132	0- 0	300	289	223	223	30	30

TOTALS	RPI 1-25	RPI 26-50	W-L RECORDS	RPI 51-100	RPI 101-999	RPI 201+			
11- 16	0- 0	0- 1	OVERALL	0- 1	11- 14	11- 14			
9- 5	0- 0	0- 1	HOME	0- 0	9- 4	9- 4			
2- 10	0- 0	0- 0	AWAY	0- 1	2- 9	2- 9			
0- 1	0- 0	0- 0	NEUTRAL	0- 0	0- 1	0- 1			
7- 5	0- 0	0- 1	NON-CONFERENCE	0- 1	7- 3	7- 3			
6- 1	0- 0	0- 1	HOME	0- 0	6- 0	6- 0			
1- 4	0- 0	0- 0	AWAY	0- 1	1- 3	1- 3			
0- 0	0- 0	0- 0	NEUTRAL	0- 0	0- 0	0- 0			
4- 11	0- 0	0- 0	CONFERENCE	0- 0	4- 11	4- 11			
3- 4	0- 0	0- 0	HOME	0- 0	3- 4	3- 4			
1- 6	0- 0	0- 0	AWAY	0- 0	1- 6	1- 6			
0- 1	0- 0	0- 0	NEUTRAL	0- 0	0- 1	0- 1			

RPI 1-25	RPI 26-50	RPI 51-100	RPI 101+	Team's RPI: 307
RPI S Opponent Score	RPI S Opponent Score	RPI S Opponent Score	RPI S Opponent Score	RPI S Opponent Score
	49 H Southern California 64 71	57 A Oklahoma St. 38 80	203 A CSU Bakersfield 30 71	
			203 H CSU Bakersfield 64 67	
			203 N CSU Bakersfield 59 70	
			204 A Wisconsin 54 82	
			212 A Seattle U 56 64	
			212 H Seattle U 69 67	
			215 A New Mexico St. 56 72	
			215 H New Mexico St. 77 79	
			217 A A&M-Corpus Christi 41 71	
			217 H A&M-Corpus Christi 56 53	
			234 H Prairie View 78 62	
			247 A Grand Canyon 58 59	
			247 H Grand Canyon 59 65	
			252 A Texas Tech 64 80	
			259 H UTSA 70 58	
			276 H Massachusetts 67 59	
			283 A UMKC 59 79	
			283 H UMKC 52 54	
			285 A North Dakota St. 82 79	
			286 H Canisius 63 46	
			323 A Utah Valley 60 69	
			323 H Utah Valley 71 64	
			336 H Florida A&M 51 38	
			346 A Chicago St. 69 62	
			346 H Chicago St. 81 44	
LAST 12 Division I GAMES:				
	203 N CSU Bakersfield 59 70	203 A CSU Bakersfield 30 71		
	215 A New Mexico St. 56 72	247 A Grand Canyon 58 59		
	346 A Chicago St. 69 62	215 H New Mexico St. 77 79		
	283 A UMKC 59 79	346 H Chicago St. 81 44		
	323 H Utah Valley 71 64	212 A Seattle U 56 64		
	212 H Seattle U 69 67	323 A Utah Valley 60 69		

UTRGV

UTRGV

Non-Div I Games: Texas Lutheran 78 43 Concordia (TX) 67 49 Trinity (TX) 62 57

UTRGV

Loss, Non-Conf, S Site, H Home A Away N Neutral

U
T
S
A

U
T
S
A

Non-Div I Games:	Sul Ross St.	97	47	Tex. A&M-Commerce	60	69
------------------	--------------	----	----	-------------------	----	----

Average RPI Win:	179	WON-LOST	WINNING	LAST 10	STRENGTH OF	OPP. STRENGTH	TEAM	ADJ.	CONF.	ADJ CONF.
Average RPI Loss:	62	RECORD	PCT. RANK	GAMES	SCHEDULE	OF SCHEDULE	RPI	RPI	RPI	RPI
DIV. I ONLY	17- 13	132	3- 7	127	58	114	114	5	5	
DIV. I NON-CONF.	9- 2	33	0- 0	181	185	51	51	3	3	

TOTALS	RPI 1-25	RPI 26-50	W-L RECORDS	RPI 51-100	RPI 101-999	RPI 201+				
17- 13	0- 4	0- 4	OVERALL	3- 2	14- 3	5- 0				
10- 6	0- 2	0- 2	HOME	2- 1	8- 1	3- 0				
7- 6	0- 2	0- 2	AWAY	1- 1	6- 1	2- 0				
0- 1	0- 0	0- 0	NEUTRAL	0- 0	0- 1	0- 0				
9- 2	0- 0	0- 0	NON-CONFERENCE	2- 1	7- 1	3- 0				
7- 0	0- 0	0- 0	HOME	2- 0	5- 0	2- 0				
2- 2	0- 0	0- 0	AWAY	0- 1	2- 1	1- 0				
0- 0	0- 0	0- 0	NEUTRAL	0- 0	0- 0	0- 0				
8- 11	0- 4	0- 4	CONFERENCE	1- 1	7- 2	2- 0				
3- 6	0- 2	0- 2	HOME	0- 1	3- 1	1- 0				
5- 4	0- 2	0- 2	AWAY	1- 0	4- 0	1- 0				
0- 1	0- 0	0- 0	NEUTRAL	0- 0	0- 1	0- 0				

RPI 1-25				RPI 26-50				RPI 51-100				RPI 101+				Team's RPI: 114
RPI	S	Opponent	Score	RPI	S	Opponent	Score	RPI	S	Opponent	Score	RPI	S	Opponent	Score	
7	H	Oregon	68 84	41	H	Oregon St.	58 69	55	A	Arizona St.	58 56	112	A	Washington St.	81 79	
10	A	UCLA	71 78	43	A	Cal i forn i a	73 84	55	H	Arizona St.	81 83	112	H	Washington St.	54 50	
10	H	UCLA	74 81	49	A	Southern Cal i forn i a	52 53	62	H	Purdue	81 68	142	A	Col orado	78 74	
13	A	Stanford	49 70	49	H	Southern Cal i forn i a	47 58	79	H	Saint Mary's (CA)	74 63	142	H	Col orado	65 69	
								94	A	Al abama	60 65	142	N	Col orado	56 66	
												150	A	Weber St.	85 58	
												155	A	BYU	68 77	
												171	H	Nevada	87 61	
												174	H	Oral Roberts	71 50	
												177	H	UT Arlington	71 41	
												198	A	Washi ngton	74 65	
												198	H	Washi ngton	81 46	
												239	H	Pepperdi ne	89 65	
												275	A	Ari zona	80 56	
												275	H	Ari zona	89 55	
												310	H	Incarnate Word	90 31	
												315	A	Utah St.	79 44	

LAST 12 Di v i s i o n I GAMES:																
142	N	Col orado	56 66	13	A	Stanford	49 70									
10	A	UCLA	71 78	142	A	Col orado	78 74									
49	A	Southern Cal i forn i a	52 53	142	H	Col orado	65 69									
198	H	Washi ngton	81 46	7	H	Oregon	68 84									
112	H	Washi ngton St.	54 50	41	H	Oregon St.	58 69									
43	A	Cal i forn i a	73 84	275	A	Ari zona	80 56									

Non-Di v I Games:

Utah

Average RPI Win: 218

Average RPI Loss: 167

WON-LOST
RECORDWINNING
PCT. RANKLAST 10
GAMESSTRENGTH OF
SCHEDULEOPP. STRENGTH
OF SCHEDULETEAM
RPIADJ.
RPICONF.
RPIADJ CONF.
RPIDIV. I ONLY
DIV. I NON-CONF.6- 23
1- 9316
3183- 7
0- 0230
253166
318315
330315
33016
1416
14

TOTALS

RPI 1-25

RPI 26-50

W-L RECORDS

RPI 51-100

RPI 101-999

RPI 201+

6- 23

0- 0

0- 1

OVERALL

0- 6

6- 16

3- 7

5- 7

0- 0

0- 0

HOME

0- 3

5- 4

3- 1

1- 13

0- 0

0- 0

AWAY

0- 3

1- 10

0- 4

0- 3

0- 0

0- 1

NEUTRAL

0- 0

0- 2

0- 2

1- 9

0- 0

0- 1

NON-CONFERENCE

0- 0

1- 8

0- 4

0- 3

0- 0

0- 0

HOME

0- 0

0- 3

0- 1

1- 4

0- 0

0- 0

AWAY

0- 0

1- 4

0- 2

0- 2

0- 0

0- 1

NEUTRAL

0- 0

0- 1

0- 1

5- 14

0- 0

0- 0

CONFERENCE

0- 6

5- 8

3- 3

5- 4

0- 0

0- 0

HOME

0- 3

5- 1

3- 0

0- 9

0- 0

0- 0

AWAY

0- 3

0- 6

0- 2

0- 1

0- 0

0- 0

NEUTRAL

0- 0

0- 1

0- 1

RPI 1-25

RPI 26-50

RPI 51-100

RPI 101+

Team's RPI: 315

RPI S Opponent Score

RPI S Opponent Score

RPI S Opponent Score

RPI S Opponent Score

41 N Oregon St. 55 94

76 A Wyoming 44 61

114 H Utah 44 79

76 H Wyoming 46 64

115 A Colorado St. 45 56

88 A New Mexico 47 80

120 A Boise St. 60 68

88 H New Mexico 50 74

120 H Boise St. 42 64

91 A UNLV 58 68

144 A Idaho St. 44 64

91 H UNLV 54 63

146 A Fresno St. 56 57

146 H Fresno St. 60 52

155 A BYU 76 69

171 A Nevada 78 85

171 H Nevada 79 57

180 H Denver 72 74

194 A UC Irvine 84 87

210 N Montana St. 52 64

270 H San Diego St. 62 58

275 H Arizona 49 65

277 A San Jose St. 66 79

277 H San Jose St. 86 78

290 A Air Force 50 57

290 H Air Force 57 55

290 N Air Force 54 68

323 A Utah Valley 43 61

328 A Southern Utah 67 70

LAST 12 Division I GAMES:

290 N Air Force 54 68 120 A Boise St. 60 68

91 A UNLV 58 68 76 H Wyoming 46 64

277 H San Jose St. 86 78 88 A New Mexico 47 80

290 H Air Force 57 55 146 H Fresno St. 60 52

171 A Nevada 78 85 290 A Air Force 50 57

88 H New Mexico 50 74 76 A Wyoming 44 61

Utah St.

Average RPI Win:	282	WON-LOST	WINNING	LAST 10	STRENGTH OF	OPP. STRENGTH	TEAM	ADJ.	CONF.	ADJ CONF.
Average RPI Loss:	216	RECORD	PCT. RANK	GAMES	SCHEDULE	OF SCHEDULE	RPI	RPI	RPI	RPI
DIV. I ONLY	9- 19	270	2- 8	329	329	323	323	31	31	
DIV. I NON-CONF.	4- 9	249	0- 0	302	283	319	319	30	30	

TOTALS	RPI 1-25	RPI 26-50	W-L RECORDS	RPI 51-100	RPI 101-999	RPI 201+				
9- 19	0- 0	0- 1	OVERALL	0- 0	9- 18	8- 13				
7- 6	0- 0	0- 0	HOME	0- 0	7- 6	6- 5				
2- 12	0- 0	0- 0	AWAY	0- 0	2- 1	2- 1				
0- 1	0- 0	0- 0	NEUTRAL	0- 0	0- 1	0- 1				
4- 9	0- 0	0- 1	NON-CONFERENCE	0- 0	4- 8	3- 3				
4- 2	0- 0	0- 0	HOME	0- 0	4- 2	3- 1				
0- 7	0- 0	0- 1	AWAY	0- 0	0- 6	0- 2				
0- 0	0- 0	0- 0	NEUTRAL	0- 0	0- 0	0- 0				
5- 10	0- 0	0- 0	CONFERENCE	0- 0	5- 10	5- 10				
3- 4	0- 0	0- 0	HOME	0- 0	3- 4	3- 4				
2- 5	0- 0	0- 0	AWAY	0- 0	2- 5	2- 5				
0- 1	0- 0	0- 0	NEUTRAL	0- 0	0- 1	0- 1				

RPI S Opponent	Score	RPI S Opponent	Score	RPI S Opponent	Score	RPI S Opponent	Score	Team's RPI: 323
		41 A Oregon St.	41 98			138 H Cal Poly	89 70	
						144 H Idaho St.	58 70	
						148 A Eastern Wash.	41 61	
						150 A Weber St.	57 75	
						155 A BYU	54 75	
						180 A Denver	53 72	
						203 A CSU Bakersfield	58 63	
						203 H CSU Bakersfield	60 64	
						212 A Seattle U	53 83	
						212 H Seattle U	75 77	
						215 A New Mexico St.	51 59	
						215 H New Mexico St.	72 82	
						239 A Pepperdine	44 71	
						247 A Grand Canyon	61 81	
						247 H Grand Canyon	84 64	
						247 N Grand Canyon	56 72	
						283 A UMKC	66 59	
						283 H UMKC	68 65	
						290 H Air Force	59 56	
						307 A UTRGV	64 71	
						307 H UTRGV	69 60	
						315 H Utah St.	61 43	
						318 A Portland	64 71	
						319 H Cal St. Fullerton	36 73	
						328 H Southern Utah	69 61	
						346 A Chicago St.	68 30	
						346 H Chicago St.	74 84	
LAST 12 Division I GAMES:								
247 N Grand Canyon	56 72	283 H UMKC	68 65					
212 A Seattle U	53 83	346 H Chicago St.	74 84					
247 H Grand Canyon	84 64	212 H Seattle U	75 77					
203 H CSU Bakersfield	60 64	247 A Grand Canyon	61 81					
307 A UTRGV	64 71	215 H New Mexico St.	72 82					
215 A New Mexico St.	51 59	307 H UTRGV	69 60					

Non-Div I Games: Antelope Valley 78 54 Dixie St. 72 63

Utah Valley

Average RPI Win:	250	WON-LOST	WINNING	LAST 10	STRENGTH OF	OPP. STRENGTH	TEAM	ADJ.	CONF.	ADJ CONF.
Average RPI Loss:	146	RECORD	PCT. RANK	GAMES	SCHEDULE	OF SCHEDULE	RPI	RPI	RPI	RPI
DIV. I ONLY	7- 22	299	3- 7	155	191	282	282	13	13	
DIV. I NON-CONF.	3- 9	280	0- 0	203	278	279	279	10	10	

TOTALS	RPI 1-25	RPI 26-50	W-L RECORDS	RPI 51-100	RPI 101-999	RPI 201+				
7- 22	0- 0	0- 3	OVERALL	0- 6	7- 13	5- 6				
5- 7	0- 0	0- 0	HOME	0- 4	5- 3	3- 1				
1- 13	0- 0	0- 0	AWAY	0- 0	1- 1	1- 0				
1- 2	0- 0	0- 1	NEUTRAL	0- 1	1- 0	1- 0				
3- 9	0- 0	0- 2	NON-CONFERENCE	0- 2	3- 5	3- 4				
2- 2	0- 0	0- 0	HOME	0- 1	2- 1	2- 1				
0- 5	0- 0	0- 1	AWAY	0- 0	0- 4	0- 3				
1- 2	0- 0	0- 1	NEUTRAL	0- 1	1- 0	1- 0				
4- 13	0- 0	0- 1	CONFERENCE	0- 4	4- 8	2- 2				
3- 5	0- 0	0- 0	HOME	0- 3	3- 2	1- 0				
1- 8	0- 0	0- 1	AWAY	0- 1	1- 6	1- 2				
0- 0	0- 0	0- 0	NEUTRAL	0- 0	0- 0	0- 0				

RPI 1-25				RPI 26-50				RPI 51-100				RPI 101+ Team's RPI: 282			
RPI	S	Opponent	Score	RPI	S	Opponent	Score	RPI	S	Opponent	Score	RPI	S	Opponent	Score
33	A	Dayton	64 74	61	N	Penn	52 82	109	H	George Mason	42 65				
40	A	Minnesota	63 108	74	A	Duquesne	71 80	121	H	Saint Louis	88 84				
47	N	Mercer	54 70	74	H	Duquesne	51 70	134	A	Radford	62 79				
				78	H	George Washington	39 61	137	A	Saint Joseph's	41 79				
				84	H	Fordham	54 64	137	A	Saint Joseph's	63 72				
				99	H	Georgetown	59 71	137	H	Saint Joseph's	56 54				
								185	A	Davison	63 69				
								197	A	Richmond	54 59				
								197	H	Richmond	68 77				
								216	H	Norfolk St.	52 66				
								219	A	UNCG	61 74				
								248	A	La Salle	57 62				
								250	A	UNCW	67 83				
								258	H	St. Bonaventure	77 75				
								276	A	Massachusetts	75 79				
								279	H	Old Dominion	68 39				
								301	N	Long Beach St.	69 59				
								306	A	Georgia St.	56 61				
								321	H	Coppin St.	62 47				
								335	A	Rhode Island	61 49				
LAST 12 Division I GAMES:															
137	A	Saint Joseph's	63 72	74	A	Duquesne	71 80								
185	A	Davison	63 69	33	A	Dayton	64 74								
121	H	Saint Louis	88 84	137	H	Saint Joseph's	56 54								
197	A	Richmond	54 59	197	H	Richmond	68 77								
109	H	George Mason	42 65	248	A	La Salle	57 62								
258	H	St. Bonaventure	77 75	276	A	Massachusetts	75 79								

Non-Div I Games:

VCU

Average RPI Win:	137	WON-LOST	WINNING	LAST 10	STRENGTH OF	OPP. STRENGTH	TEAM	ADJ.	CONF.	ADJ CONF.
Average RPI Loss:	63	RECORD	PCT. RANK	GAMES	SCHEDULE	OF SCHEDULE	RPI	RPI	RPI	RPI
DIV. I ONLY	7- 24	311	2- 8	7	11	153	153	2	2	
DIV. I NON-CONF.	4- 10	267	0- 0	21	24	148	148	2	2	

TOTALS	RPI 1-25	RPI 26-50	W-L RECORDS	RPI 51-100	RPI 101-999	RPI 201+				
7- 24	0- 10	0- 5	OVERALL	2- 2	5- 7	1- 1				
4- 11	0- 6	0- 2	HOME	1- 1	3- 2	1- 0				
3- 10	0- 4	0- 2	AWAY	1- 1	2- 3	0- 0				
0- 3	0- 0	0- 1	NEUTRAL	0- 0	0- 2	0- 1				
4- 10	0- 3	0- 2	NON-CONFERENCE	1- 1	3- 4	1- 1				
2- 5	0- 1	0- 1	HOME	0- 1	2- 2	1- 0				
2- 3	0- 2	0- 0	AWAY	1- 0	1- 1	0- 0				
0- 2	0- 0	0- 1	NEUTRAL	0- 0	0- 1	0- 1				
3- 14	0- 7	0- 3	CONFERENCE	1- 1	2- 3	0- 0				
2- 6	0- 5	0- 1	HOME	1- 0	1- 0	0- 0				
1- 7	0- 2	0- 2	AWAY	0- 1	1- 2	0- 0				
0- 1	0- 0	0- 0	NEUTRAL	0- 0	0- 1	0- 0				

RPI	S	Opponent	Score	RPI	S	Opponent	Score	RPI	S	Opponent	Score	RPI	S	Opponent	Score	Team's RPI: 153
3	A	Louisville	57 79	26	A	Georgia	55 67	56	H	Belmont	74 111	102	A	Auburn	60 63	
5	H	Mississippi St.	50 95	26	H	Georgia	52 81	78	A	George Washington	69 59	106	H	Iowa St.	77 74	
9	A	Tennessee	73 86	28	A	LSU	65 85	86	H	Kentucky	70 55	111	H	Middle Tenn.	54 65	
9	H	Tennessee	64 74	35	N	Syracuse	78 84	94	A	Alabama	75 77	121	A	Saint Louis	74 69	
11	H	South Carolina	82 95	44	H	Ball St.	79 88					125	A	Tulane	59 71	
15	H	Texas A&M	67 91									145	H	Arkansas	78 73	
16	H	NC State	72 83									145	N	Arkansas	76 88	
23	A	Missouri	68 83									163	A	Ole Miss	75 72	
23	H	Missouri	70 81									178	A	Florida	71 88	
24	A	Central Mich.	75 92									192	H	Memphis	60 71	
												204	N	Wisconsin	71 73	
												260	H	Lipscomb	92 82	

LAST 12 Division I GAMES:																
145	N	Arkansas	76 88	26	A	Georgia	55 67									
145	H	Arkansas	78 73	9	H	Tennessee	64 74									
23	A	Missouri	68 83	163	A	Ole Miss	75 72									
178	A	Florida	71 88	15	H	Texas A&M	67 91									
5	H	Mississippi St.	50 95	94	A	Alabama	75 77									
102	A	Auburn	60 63	11	H	South Carolina	82 95									

Non-Div I Games:

Vanderbilt

Average RPI Win: 231	WON-LOST RECORD	WINNING PCT. RANK	LAST 10 GAMES	STRENGTH OF SCHEDULE	OPP. STRENGTH OF SCHEDULE	TEAM RPI	ADJ. RPI	CONF. RPI	ADJ CONF. RPI
Average RPI Loss: 166									
DIV. I ONLY	7- 22	299	2- 8	174	240	295	295	20	20
DIV. I NON-CONF.	2- 10	300	0- 0	245	181	329	329	24	24

TOTALS	RPI 1-25	RPI 26-50	W-L RECORDS	RPI 51-100	RPI 101-999	RPI 201+			
7- 22	0- 0	0- 1	OVERALL	1- 6	6- 15	4- 7			
5- 10	0- 0	0- 0	HOME	1- 3	4- 7	3- 3			
2- 11	0- 0	0- 0	AWAY	0- 0	2- 0	1- 0			
0- 1	0- 0	0- 0	NEUTRAL	0- 1	0- 0	0- 0			
2- 10	0- 0	0- 1	NON-CONFERENCE	0- 2	2- 7	2- 5			
2- 5	0- 0	0- 0	HOME	0- 2	2- 3	2- 2			
0- 5	0- 0	0- 1	AWAY	0- 0	0- 4	0- 3			
0- 0	0- 0	0- 0	NEUTRAL	0- 0	0- 0	0- 0			
5- 12	0- 0	0- 0	CONFERENCE	1- 4	4- 8	2- 2			
3- 5	0- 0	0- 0	HOME	1- 1	2- 4	1- 1			
2- 6	0- 0	0- 0	AWAY	0- 2	2- 4	1- 1			
0- 1	0- 0	0- 0	NEUTRAL	0- 1	0- 0	0- 0			

RPI S Opponent Score	RPI S Opponent Score	RPI S Opponent Score	RPI S Opponent Score
	50 A Miami (FL) 49 73	52 H American 62 64	119 A Dartmouth 56 66
		66 H James Madison 56 68	130 A Hartford 52 91
		72 A Maine 55 64	130 H Hartford 53 47
		72 H Maine 47 79	139 H Northeastern 66 71
		82 A Albany (NY) 55 67	159 A Binghamton 38 52
		82 H Albany (NY) 62 57	159 H Binghamton 48 62
		82 N Albany (NY) 42 60	179 A New Hampshire 58 53
			179 H New Hampshire 49 52
			187 A Stony Brook 57 80
			187 H Stony Brook 49 55
			211 H Columbia 66 73
			231 H Boston U. 41 57
			243 A Holy Cross 53 64
			253 A Rider 49 64
			268 H Howard 88 65
			287 H Central Conn. St. 62 48
			299 A FIU 70 80
			324 A UMBC 72 58
			324 H UMBC 51 52
			348 A UMass Lowell 60 65
			348 H UMass Lowell 63 55
LAST 12 Division I GAMES:			
82 N Albany (NY) 42 60	82 H Albany (NY) 62 57	179 A New Hampshire 58 53	
187 H Stony Brook 49 55	324 H UMBC 51 52	159 H Binghamton 48 62	
72 H Maine 47 79	82 A Albany (NY) 55 67	82 H Hartford 53 47	
130 A Hartford 52 91			
159 A Binghamton 38 52			
348 A UMass Lowell 60 65			

Non-Div I Games: Norwich 75 31

Vermont

Average RPI Win:	134	WON-LOST	WINNING	LAST 10	STRENGTH OF	OPP. STRENGTH	TEAM	ADJ.	CONF.	ADJ CONF.
Average RPI Loss:	60	RECORD	PCT. RANK	GAMES	SCHEDULE	OF SCHEDULE	RPI	RPI	RPI	RPI
DIV. I ONLY	22- 8	51	7- 3	47	72	29	29	6	6	
DIV. I NON-CONF.	10- 1	15	0- 0	24	121	9	9	6	6	

TOTALS	RPI 1-25	RPI 26-50	W-L RECORDS	RPI 51-100	RPI 101-999	RPI 201+				
22- 8	2- 3	2- 1	OVERALL	5- 3	13- 1	7- 0				
9- 3	2- 1	1- 0	HOME	2- 1	4- 1	2- 0				
10- 4	0- 2	1- 1	AWAY	1- 1	8- 0	4- 0				
3- 1	0- 0	0- 0	NEUTRAL	2- 1	1- 0	1- 0				
10- 1	1- 0	1- 0	NON-CONFERENCE	2- 1	6- 0	3- 0				
2- 1	1- 0	0- 0	HOME	0- 1	1- 0	0- 0				
5- 0	0- 0	1- 0	AWAY	0- 0	4- 0	2- 0				
3- 0	0- 0	0- 0	NEUTRAL	2- 0	1- 0	1- 0				
12- 7	1- 3	1- 1	CONFERENCE	3- 2	7- 1	4- 0				
7- 2	1- 1	1- 0	HOME	2- 0	3- 1	2- 0				
5- 4	0- 2	0- 1	AWAY	1- 1	4- 0	2- 0				
0- 1	0- 0	0- 0	NEUTRAL	0- 1	0- 0	0- 0				

RPI 1-25				RPI 26-50				Team's RPI: 29				RPI 51-100				RPI 101+			
RPI	S	Opponent	Score	RPI	S	Opponent	Score	RPI	S	Opponent	Score	RPI	S	Opponent	Score	RPI	S	Opponent	Score
18	H	Duke	64 55	30	A	Princeton	62 59	52	N	American	65 60	124	A	Seton Hall	67 59				
20	A	DePaul	66 71	48	A	Creighton	54 69	61	H	Penn	77 79	124	H	Seton Hall	59 53				
20	H	DePaul	84 58	48	H	Creighton	55 48	66	N	James Madison	60 57	129	A	Butler	69 67				
25	A	Marquette	69 90					73	A	St. John's (NY)	64 70	129	H	Butler	53 76				
25	H	Marquette	57 67					73	H	St. John's (NY)	69 52	130	A	Hartford	71 53				
								99	A	Georgetown	60 58	137	H	Saint Joseph's	79 44				
								99	H	Georgetown	68 67	184	A	Temple	69 65				
								99	N	Georgetown	58 63	208	N	Lehigh	62 42				
												218	A	Providence	63 55				
												218	H	Providence	70 43				
												226	A	Xavier	89 50				
												226	H	Xavier	75 57				
												248	A	La Salle	76 49				
												273	A	Fairfield	73 44				

LAST 12 Division I GAMES:																			
				99	N	Georgetown	58 63	73	H	St. John's (NY)	69 52								
				48	H	Creighton	55 48	99	H	Georgetown	68 67								
				218	H	Providence	70 43	129	A	Butler	69 67								
				20	A	DePaul	66 71	226	A	Xavier	89 50								
				25	A	Marquette	69 90	25	H	Marquette	57 67								
				124	H	Seton Hall	59 53	20	H	DePaul	84 58								

Non-Div I Games:

Villanova

Average RPI Win:	126	WON-LOST	WINNING	LAST 10	STRENGTH OF	OPP. STRENGTH	TEAM	ADJ.	CONF.	ADJ CONF.
Average RPI Loss:	22	RECORD	PCT. RANK	GAMES	SCHEDULE	OF SCHEDULE	RPI	RPI	RPI	RPI
DIV. I ONLY	18- 13	124	4- 6	4	4	31	31	1	1	
DIV. I NON-CONF.	7- 6	165	0- 0	15	29	75	75	1	1	

TOTALS	RPI 1-25	RPI 26-50	W-L RECORDS	RPI 51-100	RPI 101-999	RPI 201+				
18- 13	1- 8	1- 4	OVERALL	6- 1	10- 0	4- 0				
10- 6	0- 3	1- 2	HOME	2- 1	7- 0	3- 0				
5- 6	1- 4	0- 2	AWAY	2- 0	2- 0	1- 0				
3- 1	0- 1	0- 0	NEUTRAL	2- 0	1- 0	0- 0				
7- 6	0- 2	0- 3	NON-CONFERENCE	2- 1	5- 0	3- 0				
5- 3	0- 1	0- 1	HOME	1- 1	4- 0	3- 0				
0- 3	0- 1	0- 2	AWAY	0- 0	0- 0	0- 0				
2- 0	0- 0	0- 0	NEUTRAL	1- 0	1- 0	0- 0				
11- 7	1- 6	1- 1	CONFERENCE	4- 0	5- 0	1- 0				
5- 3	0- 2	1- 1	HOME	1- 0	3- 0	0- 0				
5- 3	1- 3	0- 0	AWAY	2- 0	2- 0	1- 0				
1- 1	0- 1	0- 0	NEUTRAL	1- 0	0- 0	0- 0				

RPI 1-25				RPI 26-50				Team's RPI: 31				RPI 51-100				RPI 101+			
RPI	S	Opponent	Score	RPI	S	Opponent	Score	RPI	S	Opponent	Score	RPI	S	Opponent	Score	RPI	S	Opponent	Score
2	H	Notre Dame	69 83	26	H	Georgia	61 64	51	H	Harvard	50 48	108	A	Wake Forest	48 41				
2	N	Notre Dame	47 83	33	A	Dayton	46 61	54	N	Indiana	82 72	113	N	Ohio	77 59				
3	A	Louisville	39 51	35	H	Syracuse	68 63	67	A	Virginia Tech	64 62	117	H	North Carolina	82 70				
3	H	Louisville	41 77	39	A	Rutgers	43 52	67	H	Virginia Tech	61 52	166	H	Clemson	70 41				
5	A	Mississippi St.	53 68	50	H	Miami (FL)	62 77	68	A	Georgia Tech	62 56	173	H	Hampton	66 62				
8	A	Florida St.	62 77					68	N	Georgia Tech	60 58	182	H	Pittsburgh	62 50				
16	A	NC State	73 63					74	H	Duquesne	63 74	209	A	Boston College	68 57				
17	H	Maryland	59 60									219	H	UNCG	68 50				
18	A	Duke	48 55									265	H	Manhattan	69 47				
												287	H	Central Conn. St.	103 59				

LAST 12 Division I GAMES:																			
		2 N Notre Dame	47 83			67 A Virginia Tech	64 62												
		68 N Georgia Tech	60 58			8 A Florida St.	62 77												
		108 A Wake Forest	48 41			3 H Louisville	41 77												
		3 A Louisville	39 51			68 A Georgia Tech	62 56												
		50 H Miami (FL)	62 77			117 H North Carolina	82 70												
		2 H Notre Dame	69 83			67 H Virginia Tech	61 52												

Non-Div I Games:

Virginia

Average RPI Win:	159	WON-LOST	WINNING	LAST 10	STRENGTH OF	OPP. STRENGTH	TEAM	ADJ.	CONF.	ADJ CONF.
Average RPI Loss:	39	RECORD	PCT. RANK	GAMES	SCHEDULE	OF SCHEDULE	RPI	RPI	RPI	RPI
DIV. I ONLY	18- 13	124	4- 6	35	32	67	67	1	1	
DIV. I NON-CONF.	11- 2	22	0- 0	169	149	58	58	1	1	

TOTALS	RPI 1-25	RPI 26-50	W-L RECORDS	RPI 51-100	RPI 101-999	RPI 201+				
18- 13	0- 6	4- 4	OVERALL	1- 1	13- 2	6- 0				
11- 4	0- 2	1- 2	HOME	1- 0	9- 0	4- 0				
5- 6	0- 3	1- 2	AWAY	0- 0	4- 1	2- 0				
2- 3	0- 1	2- 0	NEUTRAL	0- 1	0- 1	0- 0				
11- 2	0- 0	2- 0	NON-CONFERENCE	0- 1	9- 1	5- 0				
7- 0	0- 0	1- 0	HOME	0- 0	6- 0	3- 0				
3- 0	0- 0	0- 0	AWAY	0- 0	3- 0	2- 0				
1- 2	0- 0	1- 0	NEUTRAL	0- 1	0- 1	0- 0				
7- 11	0- 6	2- 4	CONFERENCE	1- 0	4- 1	1- 0				
4- 4	0- 2	0- 2	HOME	1- 0	3- 0	1- 0				
2- 6	0- 3	1- 2	AWAY	0- 0	1- 1	0- 0				
1- 1	0- 1	1- 0	NEUTRAL	0- 0	0- 0	0- 0				

RPI 1-25				RPI 26-50				RPI 51-100				RPI 101+			
RPI	S	Opponent	Score	RPI	S	Opponent	Score	RPI	S	Opponent	Score	RPI	S	Opponent	Score
2	A	Notre Dame	59 89	31	A	Virginia	52 61	63	N	West Virginia	61 79	102	H	Auburn	72 63
3	A	Louisville	56 67	31	H	Virginia	62 64	68	H	Georgia Tech	68 62	105	A	Chattanooga	64 44
3	N	Louisville	70 73	35	A	Syracuse	73 64					108	A	Wake Forest	56 73
8	A	Florida St.	62 107	35	N	Syracuse	85 70					117	A	North Carolina	90 74
16	H	NC State	51 68	45	H	UCF	86 69					129	N	Butler	77 79
18	H	Duke	75 86	46	N	Drexel	79 67					134	H	Radford	68 42
				50	A	Miami (FL)	46 76					166	H	Clemson	53 45
				50	H	Miami (FL)	78 82					182	H	Pittsburgh	89 66
												191	H	High Point	86 63
												209	H	Boston College	89 58
												240	A	Illinois	96 49
												266	H	UMES	90 52
												284	A	Monmouth	84 34
												303	H	USC Upstate	87 56
												329	H	Wagner	99 32

LAST 12 Division I GAMES:															
		3 N Louisville	70 73			31 H Virginia	62 64								
		35 N Syracuse	85 70			117 A North Carolina	90 74								
		50 A Miami (FL)	46 76			35 A Syracuse	73 64								
		2 A Notre Dame	59 89			50 H Miami (FL)	78 82								
		166 H Clemson	53 45			68 H Georgia Tech	68 62								
		108 A Wake Forest	56 73			31 A Virginia	52 61								

Non-Div I Games:

Virginia Tech

Average RPI Win:	294	WON-LOST	WINNING	LAST 10	STRENGTH OF	OPP. STRENGTH	TEAM	ADJ.	CONF.	ADJ CONF.
Average RPI Loss:	198	RECORD	PCT. RANK	GAMES	SCHEDULE	OF SCHEDULE	RPI	RPI	RPI	RPI
DIV. I ONLY	5- 23	327	3- 7	237	315	329	329	29	29	
DIV. I NON-CONF.	1- 9	318	0- 0	139	230	306	306	29	29	

TOTALS	RPI 1-25	RPI 26-50	W-L RECORDS	RPI 51-100	RPI 101-999	RPI 201+				
5- 23	0- 0	0- 1	OVERALL	0- 3	5- 19	5- 12				
4- 8	0- 0	0- 1	HOME	0- 0	4- 7	4- 4				
1- 15	0- 0	0- 0	AWAY	0- 3	1- 12	1- 8				
0- 0	0- 0	0- 0	NEUTRAL	0- 0	0- 0	0- 0				
1- 9	0- 0	0- 1	NON-CONFERENCE	0- 3	1- 5	1- 2				
1- 2	0- 0	0- 1	HOME	0- 0	1- 1	1- 0				
0- 7	0- 0	0- 0	AWAY	0- 3	0- 4	0- 2				
0- 0	0- 0	0- 0	NEUTRAL	0- 0	0- 0	0- 0				
4- 14	0- 0	0- 0	CONFERENCE	0- 0	4- 14	4- 10				
3- 6	0- 0	0- 0	HOME	0- 0	3- 6	3- 4				
1- 8	0- 0	0- 0	AWAY	0- 0	1- 8	1- 6				
0- 0	0- 0	0- 0	NEUTRAL	0- 0	0- 0	0- 0				

W
a
g
n
e
rW
a
g
n
e
r

RPI 1-25				RPI 26-50				RPI 51-100				RPI 101+				Team's RPI: 329			
RPI	S	Opponent	Score	RPI	S	Opponent	Score	RPI	S	Opponent	Score	RPI	S	Opponent	Score				
				30	H	Princeton	37 58					66	A	James Madison	45 68	110	A	Saint Francis (PA)	55 86
												67	A	Virginia Tech	32 99	110	H	Saint Francis (PA)	76 79
												82	A	Albany (NY)	44 89	133	A	Robert Morris	46 49
																133	H	Robert Morris	52 58
																179	H	New Hampshire	53 65
																184	A	Temple	36 70
																187	A	Stony Brook	50 69
																236	A	Lafayette	52 70
																249	A	Sacred Heart	49 61
																249	H	Sacred Heart	55 72
																263	A	LIU Brooklyn	69 74
																263	H	LIU Brooklyn	52 44
																274	A	St. Francis Brooklyn	76 80
																274	H	St. Francis Brooklyn	50 47
																280	A	Towson	42 64
																281	A	Fairleigh Dickinson	61 62
																281	H	Fairleigh Dickinson	64 74
																287	A	Central Conn. St.	56 59
																287	H	Central Conn. St.	64 66
																293	A	Mt. St. Mary's	56 79
																293	H	Mt. St. Mary's	69 68
																296	A	Bryant	75 66
																296	H	Bryant	60 70
																344	H	Longwood	60 43
LAST 12 Division I GAMES:																			
				110	A	Saint Francis (PA)	55 86					249	A	Sacred Heart	49 61				
				133	A	Robert Morris	46 49					263	H	LIU Brooklyn	52 44				
				293	H	Mt. St. Mary's	69 68					274	H	St. Francis Brooklyn	50 47				
				296	H	Bryant	60 70					293	A	Mt. St. Mary's	56 79				
				287	H	Central Conn. St.	64 66					110	H	Saint Francis (PA)	76 79				
				281	A	Fairleigh Dickinson	61 62					133	H	Robert Morris	52 58				

Non-Div I Games: Staten Island 63 58

Wagner

Average RPI Win:	179	WON-LOST	WINNING	LAST 10	STRENGTH OF	OPP. STRENGTH	TEAM	ADJ.	CONF.	ADJ CONF.
Average RPI Loss:	55	RECORD	PCT. RANK	GAMES	SCHEDULE	OF SCHEDULE	RPI	RPI	RPI	RPI
DIV. I ONLY	14- 17	207	4- 6	54	26	108	108	1	1	
DIV. I NON-CONF.	8- 5	111	0- 0	212	114	129	129	1	1	

TOTALS	RPI 1-25	RPI 26-50	W-L RECORDS	RPI 51-100	RPI 101-999	RPI 201+				
14- 17	0- 7	2- 5	OVERALL	1- 2	11- 3	6- 1				
6- 8	0- 4	1- 2	HOME	1- 0	4- 2	3- 0				
7- 6	0- 3	1- 1	AWAY	0- 2	6- 0	3- 0				
1- 3	0- 0	0- 2	NEUTRAL	0- 0	1- 1	0- 1				
8- 5	0- 0	1- 2	NON-CONFERENCE	0- 1	7- 2	5- 1				
5- 1	0- 0	1- 0	HOME	0- 0	4- 1	3- 0				
3- 2	0- 0	0- 1	AWAY	0- 1	3- 0	2- 0				
0- 2	0- 0	0- 1	NEUTRAL	0- 0	0- 1	0- 1				
6- 12	0- 7	1- 3	CONFERENCE	1- 1	4- 1	1- 0				
1- 7	0- 4	0- 2	HOME	1- 0	0- 1	0- 0				
4- 4	0- 3	1- 0	AWAY	0- 1	3- 0	1- 0				
1- 1	0- 0	0- 1	NEUTRAL	0- 0	1- 0	0- 0				

RPI 1-25				RPI 26-50				RPI 51-100				RPI 101+ Team's RPI: 108			
RPI	S	Opponent	Score	RPI	S	Opponent	Score	RPI	S	Opponent	Score	RPI	S	Opponent	Score
2	H	Notre Dame	73 96	31	H	Vi rgi ni a	41 48	67	H	Vi rgi ni a Tech	73 56	117	H	North Carolina	76 79
3	A	Louisville	52 89	35	H	Syracuse	61 71	68	A	Georgi a Tech	67 79	124	H	Seton Hall	57 67
8	H	Florida St.	79 81	39	A	Rutgers	51 65	93	A	Penn St.	58 68	166	A	Cl emson	61 55
16	A	NC State	61 74	40	N	Mi nnesota	81 93					168	H	Char lotte	71 69
16	H	NC State	68 82	42	H	El on	53 51					182	A	Pi ttsburgh	58 49
18	A	Duke	51 59	50	A	Mi ami (FL)	61 50					182	N	Pi ttsburgh	72 38
18	H	Duke	67 80	50	N	Mi ami (FL)	60 68					197	A	Ri chmond	85 81
												209	A	Boston Col lege	67 59
												221	H	Texas Southern	73 56
												226	A	Xavi er	62 57
												255	N	Hofstra	66 69
												262	A	Col . of Charleston	77 40
												264	H	Appal achi an St.	78 49
												266	H	UMES	92 50

LAST 12 Di vi si on I GAMES:															
50	N	Mi ami (FL)	60 68	35	H	Syracuse	61 71								
182	N	Pi ttsburgh	72 38	18	A	Duke	51 59								
31	H	Vi rgi ni a	41 48	209	A	Boston Col lege	67 59								
166	A	Cl emson	61 55	3	A	Loui svi lle	52 89								
16	A	NC State	61 74	16	H	NC State	68 82								
67	H	Vi rgi ni a Tech	73 56	68	A	Georgi a Tech	67 79								

Non-Div I Games:

Wake Forest

Average RPI Loss: 72

DIV. I ONLY	7- 23	303	0- 10	27	56	198	198	5	5
DIV. I NON-CONF.	6- 5	153	0- 0	38	107	88	88	3	3
TOTALS	RPI 1-25	RPI 26-50	W-L RECORDS	RPI 51-100	RPI 101-999	RPI 201+			
7- 23	0- 7	1- 6	OVERALL	0- 1	6- 9	3- 1			
5- 9	0- 3	0- 3	HOME	0- 0	5- 3	3- 0			
1- 11	0- 3	0- 2	AWAY	0- 1	1- 5	0- 1			
1- 3	0- 1	1- 1	NEUTRAL	0- 0	0- 1	0- 0			
6- 5	0- 2	1- 0	NON-CONFERENCE	0- 0	5- 3	3- 0			
4- 1	0- 0	0- 0	HOME	0- 0	4- 1	3- 0			
1- 2	0- 1	0- 0	AWAY	0- 0	1- 1	0- 0			
1- 2	0- 1	1- 0	NEUTRAL	0- 0	0- 1	0- 0			
1- 18	0- 5	0- 6	CONFERENCE	0- 1	1- 6	0- 1			
1- 8	0- 3	0- 3	HOME	0- 0	1- 2	0- 0			
0- 9	0- 2	0- 2	AWAY	0- 1	0- 4	0- 1			
0- 1	0- 0	0- 1	NEUTRAL	0- 0	0- 0	0- 0			

RPI 1-25				RPI 26-50				RPI 51-100				RPI 101+			
RPI	S	Opponent	Score	RPI	S	Opponent	Score	RPI	S	Opponent	Score	RPI	S	Opponent	Score
6	A	Ohio St.	76 85	41	A	Oregon St.	63 75	55	A	Arizona St.	41 61	112	A	Washington St.	75 78
7	A	Oregon	83 94	41	H	Oregon St.	57 95					112	H	Washington St.	56 49
7	H	Oregon	63 76	43	A	California	60 69					114	A	Utah	46 81
10	H	UCLA	69 86	43	H	California	67 83					114	H	Utah	65 74
12	N	Texas	68 92	43	N	California	68 71					117	N	North Carolina	78 90
13	A	Stanford	45 71	48	N	Creighton	67 64					120	A	Boise St.	62 85
13	H	Stanford	79 86	49	H	Southern California	61 72					142	A	Colorado	56 76
												142	H	Colorado	61 66
												143	A	Idaho	81 69
												144	H	Idaho St.	59 79
												155	H	BYU	80 72
												212	H	Seattle U	84 76
												247	H	Grand Canyon	79 65
												275	A	Arizona	70 72
												318	H	Portland	93 67
Team's RPI: 198															
LAST 12 Division I GAMES:															
43	N	California	68 71	7	H	Oregon	63 76								
43	H	California	67 83	275	A	Arizona	70 72								
13	H	Stanford	79 86	55	A	Arizona St.	41 61								
114	A	Utah	46 81	49	H	Southern California	61 72								
142	A	Colorado	56 76	10	H	UCLA	69 86								
41	H	Oregon St.	57 95	112	H	Washington St.	56 49								

Washington

Average RPI Win:	133	WON-LOST	WINNING	LAST 10	STRENGTH OF	OPP. STRENGTH	TEAM	ADJ.	CONF.	ADJ CONF.
Average RPI Loss:	60	RECORD	PCT. RANK	GAMES	SCHEDULE	OF SCHEDULE	RPI	RPI	RPI	RPI
DIV. I ONLY	10- 20	256	1- 9	13	55	112	112	5	5	
DIV. I NON-CONF.	7- 5	132	0- 0	6	50	29	29	3	3	

TOTALS	RPI 1-25	RPI 26-50	W-L RECORDS	RPI 51-100	RPI 101-999	RPI 201+				
10- 20	0- 5	1- 7	OVERALL	1- 4	8- 4	1- 0				
4- 8	0- 2	0- 4	HOME	0- 1	4- 1	0- 0				
4- 10	0- 2	0- 2	AWAY	1- 3	3- 3	1- 0				
2- 2	0- 1	1- 1	NEUTRAL	0- 0	1- 0	0- 0				
7- 5	0- 1	1- 1	NON-CONFERENCE	1- 3	5- 0	0- 0				
2- 2	0- 0	0- 1	HOME	0- 1	2- 0	0- 0				
3- 2	0- 0	0- 0	AWAY	1- 2	2- 0	0- 0				
2- 1	0- 1	1- 0	NEUTRAL	0- 0	1- 0	0- 0				
3- 15	0- 4	0- 6	CONFERENCE	0- 1	3- 4	1- 0				
2- 6	0- 2	0- 3	HOME	0- 0	2- 1	0- 0				
1- 8	0- 2	0- 2	AWAY	0- 1	1- 3	1- 0				
0- 1	0- 0	0- 1	NEUTRAL	0- 0	0- 0	0- 0				

RPI 1-25				RPI 26-50				RPI 51-100				RPI 101+				Team's RPI: 112
RPI	S	Opponent	Score	RPI	S	Opponent	Score	RPI	S	Opponent	Score	RPI	S	Opponent	Score	
7	A	Oregon	56 89	32	H	Gonzaga	56 64	55	A	Arizona St.	51 77	107	N	ETSU	80 76	
7	H	Oregon	79 90	39	N	Rutgers	63 60	60	A	Nebraska	73 61	114	A	Utah	50 54	
10	H	UCLA	71 79	41	A	Oregon St.	53 71	64	A	UC Davis	76 91	114	H	Utah	79 81	
13	A	Stanford	57 70	41	H	Oregon St.	61 63	79	A	Saint Mary's (CA)	75 81	120	A	Boise St.	61 53	
14	N	South Fla.	45 82	43	A	Cal i forni a	60 66	86	H	Kentucky	68 73	121	H	Saint Loui s	85 63	
				43	H	Cal i forni a	54 67					128	A	San Franci sco	74 70	
				49	H	Southern Cal i forni a	72 73					142	A	Col orado	69 72	
				49	N	Southern Cal i forni a	44 47					142	H	Col orado	89 75	
												144	H	Idaho St.	72 55	
												198	A	Washi ngton	49 56	
												198	H	Washi ngton	78 75	
												275	A	Ari zona	78 60	

LAST 12 Division I GAMES:																
				49	N	Southern Cal i forni a	44 47	55	A	Ari zona St.	51 77					
				43	H	Cal i forni a	54 67	275	A	Ari zona	78 60					
				142	A	Col orado	69 72	10	H	UCLA	71 79					
				114	A	Utah	50 54	49	H	Southern Cal i forni a	72 73					
				7	H	Oregon	79 90	198	A	Washi ngton	49 56					
				41	H	Oregon St.	61 63	198	H	Washi ngton	78 75					

Non-Div I Games:

Washington St.

Loss,
Non-Conf,
S Site,
H Home
A Away
N Neutral

Average RPI Win:	239	WON-LOST	WINNING	LAST 10	STRENGTH OF	OPP. STRENGTH	TEAM	ADJ.	CONF.	ADJ CONF.
Average RPI Loss:	134	RECORD	PCT. RANK	GAMES	SCHEDULE	OF SCHEDULE	RPI	RPI	RPI	RPI
DIV. I ONLY	18- 10	92	5- 5	293	177	150	150	19	19	
DIV. I NON-CONF.	6- 3	87	0- 0	307	164	170	170	13	13	

TOTALS	RPI 1-25	RPI 26-50	W-L RECORDS	RPI 51-100	RPI 101-999	RPI 201+				
18- 10	0- 1	1- 1	OVERALL	0- 0	17- 8	14- 2				
12- 2	0- 0	1- 0	HOME	0- 0	11- 2	10- 0				
6- 7	0- 1	0- 1	AWAY	0- 0	6- 5	4- 2				
0- 1	0- 0	0- 0	NEUTRAL	0- 0	0- 1	0- 0				
6- 3	0- 1	0- 0	NON-CONFERENCE	0- 0	6- 2	6- 0				
4- 1	0- 0	0- 0	HOME	0- 0	4- 1	4- 0				
2- 2	0- 1	0- 0	AWAY	0- 0	2- 1	2- 0				
0- 0	0- 0	0- 0	NEUTRAL	0- 0	0- 0	0- 0				
12- 7	0- 0	1- 1	CONFERENCE	0- 0	11- 6	8- 2				
8- 1	0- 0	1- 0	HOME	0- 0	7- 1	6- 0				
4- 5	0- 0	0- 1	AWAY	0- 0	4- 4	2- 2				
0- 1	0- 0	0- 0	NEUTRAL	0- 0	0- 1	0- 0				

RPI 1-25				RPI 26-50				RPI 51-100				RPI 101+				Team's RPI: 150
RPI	S	Opponent	Score	RPI	S	Opponent	Score	RPI	S	Opponent	Score	RPI	S	Opponent	Score	
7	A	Oregon	87 114	37	A	Northern Colo.	69 71					114	H	Utah	58 85	
				37	H	Northern Colo.	82 73					118	A	Portland St.	64 77	
												118	H	Portland St.	60 62	
												143	A	Idaho	105 88	
												144	A	Idaho St.	76 70	
												144	H	Idaho St.	84 73	
												144	N	Idaho St.	109 113	
												146	A	Fresno St.	78 81	
												148	A	Eastern Wash.	68 77	
												202	A	North Dakota	67 80	
												202	H	North Dakota	80 69	
												206	A	CSUN	64 61	
												210	H	Montana St.	85 69	
												235	H	Montana	89 73	
												239	H	Pepperdine	71 61	
												271	A	Sacramento St.	78 56	
												271	H	Sacramento St.	86 73	
												290	H	Air Force	62 52	
												304	A	Northern Ariz.	75 76	
												304	H	Northern Ariz.	77 63	
												310	H	Incarinate Word	79 55	
												318	A	Portland	91 70	
												323	H	Utah Valley	75 57	
												328	A	Southern Utah	77 64	
												328	H	Southern Utah	65 50	

LAST 12 Division I GAMES:																
				144	N	Idaho St.	109 113	118	H	Portland St.	60 62					
				210	H	Montana St.	85 69	37	A	Northern Colo.	69 71					
				235	H	Montana	89 73	202	A	North Dakota	67 80					
				143	A	Idaho	105 88	304	H	Northern Ariz.	77 63					
				148	A	Eastern Wash.	68 77	328	H	Southern Utah	65 50					
				271	H	Sacramento St.	86 73	144	H	Idaho St.	84 73					

Non-Div I Games: Westminster (UT) 64 58 Antelope Valley 80 70

Weber St.

Average RPI Win: 164

Average RPI Loss: 35

WON-LOST
RECORDWINNING
PCT. RANKLAST 10
GAMESSTRENGTH OF
SCHEDULEOPP. STRENGTH
OF SCHEDULETEAM
RPIADJ.
RPICONF.
RPIADJ CONF.
RPIDIV. I ONLY
DIV. I NON-CONF.21- 11
12- 086
14- 6
0- 059
17154
17363
1963
194
54
5

TOTALS

RPI 1-25

RPI 26-50

W-L RECORDS

RPI 51-100

RPI 101-999

RPI 201+

21- 11

1- 5

1- 2

OVERALL

4- 4

15- 0

7- 0

10- 6

0- 2

0- 1

HOME

0- 3

10- 0

6- 0

6- 4

1- 2

0- 1

AWAY

2- 1

3- 0

1- 0

5- 1

0- 1

1- 0

NEUTRAL

2- 0

2- 0

0- 0

12- 0

1- 0

1- 0

NON-CONFERENCE

1- 0

9- 0

5- 0

7- 0

0- 0

0- 0

HOME

0- 0

7- 0

5- 0

1- 0

1- 0

0- 0

AWAY

0- 0

0- 0

0- 0

4- 0

0- 0

1- 0

NEUTRAL

1- 0

2- 0

0- 0

9- 11

0- 5

0- 2

CONFERENCE

3- 4

6- 0

2- 0

3- 6

0- 2

0- 1

HOME

0- 3

3- 0

1- 0

5- 4

0- 2

0- 1

AWAY

2- 1

3- 0

1- 0

1- 1

0- 1

0- 0

NEUTRAL

1- 0

0- 0

0- 0

RPI 1-25

RPI 26-50

RPI 51-100

Team's RPI: 63

RPI 101+

RPI	S	Opponent	Score
4	A	Bayl or	54 80
4	H	Bayl or	72 83
12	A	Texas	58 79
12	H	Texas	55 73
12	N	Texas	55 68
15	A	Texas A&M	70 56

RPI	S	Opponent	Score
34	A	Okl ahoma	57 76
34	H	Okl ahoma	77 79
46	N	Drexel	75 42

RPI	S	Opponent	Score
57	A	Okl ahoma St.	73 79
57	H	Okl ahoma St.	69 79
57	N	Okl ahoma St.	69 60
67	N	Virginia Tech	79 61
69	A	TCU	87 82
69	H	TCU	74 76
89	A	Kansas St.	75 66
89	H	Kansas St.	52 60

RPI	S	Opponent	Score
106	A	Iowa St.	69 59
106	H	Iowa St.	57 49
129	N	Butler	75 68
134	N	Radford	75 55
182	A	Kansas	74 54
182	H	Kansas	76 46
182	H	Pittsburgh	73 52
190	H	Morehead St.	66 56
237	H	North Florida	87 59
252	A	Texas Tech	74 60
252	H	Texas Tech	82 52
271	H	Sacramento St.	101 47
272	H	Morgan St.	84 41
287	H	Central Conn. St.	102 52
321	H	Coppin St.	101 43

LAST 12 Division I GAMES:

12	N	Texas	55 68	182	H	Kansas	76 46
57	N	Oklahoma St.	69 60	252	A	Texas Tech	74 60
4	A	Bayl or	54 80	12	H	Texas	55 73
57	H	Oklahoma St.	69 79	34	A	Oklahoma	57 76
89	A	Kansas St.	75 66	4	H	Bayl or	72 83
34	H	Oklahoma	77 79	252	H	Texas Tech	82 52

Non-Div I Games:

West Virginia

Loss,
Non-Conf,
S Site,
H Home
A Away
N Neutral

Average RPI Win:	219	WON-LOST	WINNING	LAST 10	STRENGTH OF	OPP. STRENGTH	TEAM	ADJ.	CONF.	ADJ CONF.
Average RPI Loss:	167	RECORD	PCT. RANK	GAMES	SCHEDULE	OF SCHEDULE	RPI	RPI	RPI	RPI
DIV. I ONLY	3- 25	334	1- 8	98	251	305	305	17	17	
DIV. I NON-CONF.	2- 11	305	0- 0	131	342	300	300	16	16	

TOTALS	RPI 1-25	RPI 26-50	W-L RECORDS	RPI 51-100	RPI 101-999	RPI 201+				
3- 25	0- 1	0- 4	OVERALL	0- 0	3- 20	2- 8				
2- 10	0- 0	0- 1	HOME	0- 0	2- 9	1- 4				
1- 14	0- 1	0- 2	AWAY	0- 0	1- 11	1- 4				
0- 1	0- 0	0- 1	NEUTRAL	0- 0	0- 0	0- 0				
2- 11	0- 1	0- 1	NON-CONFERENCE	0- 0	2- 9	1- 5				
2- 3	0- 0	0- 0	HOME	0- 0	2- 3	1- 2				
0- 8	0- 1	0- 1	AWAY	0- 0	0- 6	0- 3				
0- 0	0- 0	0- 0	NEUTRAL	0- 0	0- 0	0- 0				
1- 14	0- 0	0- 3	CONFERENCE	0- 0	1- 11	1- 3				
0- 7	0- 0	0- 1	HOME	0- 0	0- 6	0- 2				
1- 6	0- 0	0- 1	AWAY	0- 0	1- 5	1- 1				
0- 1	0- 0	0- 1	NEUTRAL	0- 0	0- 0	0- 0				

RPI 1-25				RPI 26-50				RPI 51-100				RPI 101+				Team's RPI: 305
RPI	S	Opponent	Score	RPI	S	Opponent	Score	RPI	S	Opponent	Score	RPI	S	Opponent	Score	
11	A	South Carolina	43 101	26	A	Georgia	50 76					105	A	Chattanooga	32 47	
				47	A	Mercer	50 72					105	H	Chattanooga	41 58	
				47	H	Mercer	46 53					107	A	ETSU	50 66	
				47	N	Mercer	44 75					107	H	ETSU	46 76	
												134	H	Radford	39 27	
												156	A	Samford	54 62	
												156	H	Samford	32 50	
												158	A	UT Martin	54 62	
												161	A	N. C. A&T	59 68	
												185	H	Davidson	57 70	
												188	A	Furman	46 66	
												188	H	Furman	59 68	
												191	A	High Point	69 75	
												219	A	UNCG	54 57	
												219	H	UNCG	67 88	
												223	H	UNC Asheville	62 52	
												228	A	Gardner-Webb	67 70	
												254	A	Campbell	51 58	
												301	A	Wofford	68 62	
												301	H	Wofford	48 54	
												316	H	Eastern Ky.	59 62	
												317	A	South Carolina St.	45 75	
												336	H	Florida A&M	63 80	

LAST 12 Division I GAMES:																
				47	N	Mercer	44 75	107	H	ETSU	46 76					
				219	A	UNCG	54 57	105	H	Chattanooga	41 58					
				156	H	Samford	32 50	219	H	UNCG	67 88					
				47	H	Mercer	46 53	47	A	Mercer	50 72					
				188	A	Furman	46 66	156	A	Samford	54 62					
				301	A	Wofford	68 62	301	H	Wofford	48 54					

Non-Div I Games: Warren Wilson 114 54 Brevard 79 34

Western Caro.

Average RPI Win:	238	WON-LOST	WINNING	LAST 10	STRENGTH OF	OPP. STRENGTH	TEAM	ADJ.	CONF.	ADJ CONF.
Average RPI Loss:	86	RECORD	PCT. RANK	GAMES	SCHEDULE	OF SCHEDULE	RPI	RPI	RPI	RPI
DIV. I ONLY	19- 9	75	6- 3	215	162	101	101	12	12	
DIV. I NON-CONF.	8- 4	87	0- 0	291	231	128	128	17	17	
<hr/>										
TOTALS	RPI 1-25	RPI 26-50	W-L RECORDS	RPI 51-100	RPI 101-999	RPI 201+				
19- 9	1- 0	0- 4	OVERALL	0- 2	18- 3	13- 1				
8- 3	0- 0	0- 1	HOME	0- 1	8- 1	6- 0				
10- 5	1- 0	0- 2	AWAY	0- 1	9- 2	6- 1				
1- 1	0- 0	0- 1	NEUTRAL	0- 0	1- 0	1- 0				
8- 4	1- 0	0- 1	NON-CONFERENCE	0- 0	7- 3	6- 1				
3- 1	0- 0	0- 0	HOME	0- 0	3- 1	3- 0				
5- 3	1- 0	0- 1	AWAY	0- 0	4- 2	3- 1				
0- 0	0- 0	0- 0	NEUTRAL	0- 0	0- 0	0- 0				
11- 5	0- 0	0- 3	CONFERENCE	0- 2	11- 0	7- 0				
5- 2	0- 0	0- 1	HOME	0- 1	5- 0	3- 0				
5- 2	0- 0	0- 1	AWAY	0- 1	5- 0	3- 0				
1- 1	0- 0	0- 1	NEUTRAL	0- 0	1- 0	1- 0				

RPI 1-25				RPI 26-50				RPI 51-100				RPI 101+ Team's RPI: 101			
RPI	S	Opponent	Score	RPI	S	Opponent	Score	RPI	S	Opponent	Score	RPI	S	Opponent	Score
13	A	Stanford	71 64	27	A	South Dakota St.	48 84	58	A	South Dakota	81 92	131	H	Milwaukee	67 77
				27	H	South Dakota St.	42 70	58	H	South Dakota	58 82	147	A	Northern Ill.	94 96
				27	N	South Dakota St.	51 80					151	A	Wichita St.	78 65
				32	A	Gonzaga	65 80					174	A	Oral Roberts	85 63
												174	H	Oral Roberts	56 49
												180	A	Denver	77 61
												180	H	Denver	118 93
												229	H	Southeast Mo. St.	87 59
												240	A	Illinois	77 67
												245	A	Omaha	90 51
												245	H	Omaha	103 68
												245	N	Omaha	97 57
												251	A	Austin Peay	81 68
												269	A	Bradley	80 87
												283	H	UMKC	90 71
												285	A	North Dakota St.	77 60
												285	H	North Dakota St.	97 72
												326	A	Fort Wayne	100 64
												326	H	Fort Wayne	91 44
												346	A	Chicago St.	83 45
												346	H	Chicago St.	71 54
<hr/>															
LAST 12 Division I GAMES:															
				27	N	South Dakota St.	51 80	174	A	Oral Roberts	85 63				
				245	N	Omaha	97 57	58	A	South Dakota	81 92				
				180	A	Denver	77 61	285	H	North Dakota St.	97 72				
				285	A	North Dakota St.	77 60	180	H	Denver	118 93				
				27	H	South Dakota St.	42 70	27	A	South Dakota St.	48 84				
				245	H	Omaha	103 68	326	H	Fort Wayne	91 44				

Non-Div I Games: Illinois Col. 122 40 William Woods 96 57 Eureka 98 46

Western Ill.

Average RPI Win:	211	WON-LOST	WINNING	LAST 10	STRENGTH OF	OPP. STRENGTH	TEAM	ADJ.	CONF.	ADJ CONF.
Average RPI Loss:	85	RECORD	PCT. RANK	GAMES	SCHEDULE	OF SCHEDULE	RPI	RPI	RPI	RPI
DIV. I ONLY	21- 8	58	7- 3	134	141	59	59	18	18	
DIV. I NON-CONF.	8- 4	87	0- 0	74	44	44	44	20	20	

TOTALS	RPI 1-25	RPI 26-50	W-L RECORDS	RPI 51-100	RPI 101-999	RPI 201+				
21- 8	1- 2	1- 1	OVERALL	1- 3	18- 2	11- 1				
10- 1	0- 1	0- 0	HOME	0- 0	10- 0	8- 0				
6- 7	0- 1	0- 1	AWAY	0- 3	6- 2	2- 1				
5- 0	1- 0	1- 0	NEUTRAL	1- 0	2- 0	1- 0				
8- 4	1- 2	1- 1	NON-CONFERENCE	1- 1	5- 0	3- 0				
2- 1	0- 1	0- 0	HOME	0- 0	2- 0	2- 0				
2- 3	0- 1	0- 1	AWAY	0- 1	2- 0	1- 0				
4- 0	1- 0	1- 0	NEUTRAL	1- 0	1- 0	0- 0				
13- 4	0- 0	0- 0	CONFERENCE	0- 2	13- 2	8- 1				
8- 0	0- 0	0- 0	HOME	0- 0	8- 0	6- 0				
4- 4	0- 0	0- 0	AWAY	0- 2	4- 2	1- 1				
1- 0	0- 0	0- 0	NEUTRAL	0- 0	1- 0	1- 0				

RPI 1-25				RPI 26-50				RPI 51-100 Team's RPI: 59				RPI 101+			
RPI	S	Opponent	Score	RPI	S	Opponent	Score	RPI	S	Opponent	Score	RPI	S	Opponent	Score
2	H	Notre Dame	65 78	44	A	Ball St.	81 93	54	A	Indiana	71 73	111	A	Middle Tenn.	76 60
21	A	Iowa	97 104	47	N	Mercer	67 62	75	A	UAB	61 79	111	H	Middle Tenn.	57 43
23	N	Missouri	79 76					83	N	Toledo	70 56	136	A	Louisiana Tech	74 64
								100	A	Rice	58 73	168	H	Charlotte	83 61
												169	A	Southern Ill.	75 49
												170	A	UTEP	75 80
												200	N	Stetson	66 58
												201	A	North Texas	79 65
												214	A	Southern Miss.	63 69
												214	H	Southern Miss.	81 60
												242	H	Fla. Atlantic	82 63
												259	H	UTSA	73 38
												259	N	UTSA	78 50
												279	H	Old Dominion	62 48
												299	H	FIU	101 47
												306	A	Georgia St.	74 63
												312	A	Marshall	86 66
												312	H	Marshall	77 50
												341	H	Mississippi Val.	87 48
												349	H	Evansville	92 54
LAST 12 Division I GAMES:															
259	N	UTSA	78 50	100	A	Rice	58 73	279	H	Old Dominion	62 48	242	H	Fla. Atlantic	82 63
170	A	UTEP	75 80					136	A	Louisiana Tech	74 64	201	A	North Texas	79 65
214	A	Southern Miss.	63 69					312	A	Marshall	86 66				
168	H	Charlotte	83 61												
312	H	Marshall	77 50												
111	A	Middle Tenn.	76 60												

Non-Div I Games: Lee 88 64

Western Ky.

Average RPI Win:	186	WON-LOST	WINNING	LAST 10	STRENGTH OF	OPP. STRENGTH	TEAM	ADJ.	CONF.	ADJ CONF.
Average RPI Loss:	65	RECORD	PCT. RANK	GAMES	SCHEDULE	OF SCHEDULE	RPI	RPI	RPI	RPI
DIV. I ONLY	15- 14	167	6- 4	77	83	96	96	8	8	
DIV. I NON-CONF.	4- 5	202	0- 0	135	54	123	123	8	8	

TOTALS	RPI 1-25	RPI 26-50	W-L RECORDS	RPI 51-100	RPI 101-999	RPI 201+				
15- 14	0- 4	1- 3	OVERALL	1- 5	13- 2	8- 0				
7- 4	0- 1	0- 1	HOME	1- 1	6- 1	4- 0				
6- 8	0- 3	0- 1	AWAY	0- 3	6- 1	4- 0				
2- 2	0- 0	1- 1	NEUTRAL	0- 1	1- 0	0- 0				
4- 5	0- 1	0- 1	NON-CONFERENCE	0- 3	4- 0	3- 0				
1- 0	0- 0	0- 0	HOME	0- 0	1- 0	1- 0				
2- 3	0- 1	0- 0	AWAY	0- 2	2- 0	2- 0				
1- 2	0- 0	0- 1	NEUTRAL	0- 1	1- 0	0- 0				
11- 9	0- 3	1- 2	CONFERENCE	1- 2	9- 2	5- 0				
6- 4	0- 1	0- 1	HOME	1- 1	5- 1	3- 0				
4- 5	0- 2	0- 1	AWAY	0- 1	4- 1	2- 0				
1- 0	0- 0	1- 0	NEUTRAL	0- 0	0- 0	0- 0				

RPI 1-25				RPI 26-50				RPI 51-100				Team's RPI : 96				RPI 101+			
RPI	S	Opponent	Score	RPI	S	Opponent	Score	RPI	S	Opponent	Score	RPI	S	Opponent	Score	RPI	S	Opponent	Score
19	A	Buffalo	49 71	39	N	Rutgers	64 75	65	A	Michigan St.	62 65	107	N	ETSU	87 79				
21	A	Iowa	56 79	44	A	Ball St.	58 85	73	N	St. John's (NY)	48 76	113	H	Ohio	54 69				
24	A	Central Mich.	70 74	44	H	Ball St.	71 81	77	H	Miami (OH)	81 70	147	A	Northern Ill.	85 66				
24	H	Central Mich.	62 78	44	N	Ball St.	65 54	83	A	Toledo	68 69	147	H	Northern Ill.	88 83				
								83	H	Toledo	73 78	149	A	Kent St.	66 61				
								88	A	New Mexico	76 88	196	A	Eastern Mich.	67 69				
												196	H	Eastern Mich.	74 66				
												207	A	Bowling Green	81 67				
												207	H	Bowling Green	85 71				
												207	H	Bowling Green	67 58				
												215	A	New Mexico St.	64 55				
												224	A	Akron	59 51				
												224	H	Akron	76 60				
												308	A	Loyola Chi cago	65 47				
												325	H	Detroit Mercy	74 62				
LAST 12 Division I GAMES:																			
				44	N	Ball St.	65 54	83	A	Toledo	68 69								
				207	H	Bowling Green	85 71	44	H	Ball St.	71 81								
				147	A	Northern Ill.	85 66	207	A	Bowling Green	81 67								
				196	H	Eastern Mich.	74 66	224	H	Akron	76 60								
				24	H	Central Mich.	62 78	83	H	Toledo	73 78								
				44	A	Ball St.	58 85	24	A	Central Mich.	70 74								

Non-Div I Games: Goshen 87 36 Kentucky St. 85 50 Olivet 86 37

Western Mich.

Average RPI Win:	190	WON-LOST	WINNING	LAST 10	STRENGTH OF	OPP. STRENGTH	TEAM	ADJ.	CONF.	ADJ CONF.
Average RPI Loss:	94	RECORD	PCT. RANK	GAMES	SCHEDULE	OF SCHEDULE	RPI	RPI	RPI	RPI
DIV. I ONLY	14- 17	207	5- 5	99	84	151	151	7	7	
DIV. I NON-CONF.	5- 9	238	0- 0	81	120	195	195	7	7	
TOTALS	RPI 1-25	RPI 26-50	W-L RECORDS	RPI 51-100	RPI 101-999	RPI 201+				
14- 17	1- 2	0- 3	OVERALL	1- 6	12- 6	5- 1				
9- 5	1- 0	0- 0	HOME	1- 2	7- 3	4- 0				
4- 10	0- 2	0- 3	AWAY	0- 4	4- 1	1- 0				
1- 2	0- 0	0- 0	NEUTRAL	0- 0	1- 2	0- 1				
5- 9	0- 1	0- 2	NON-CONFERENCE	1- 4	4- 2	3- 1				
4- 2	0- 0	0- 0	HOME	1- 1	3- 1	3- 0				
0- 6	0- 1	0- 2	AWAY	0- 3	0- 0	0- 0				
1- 1	0- 0	0- 0	NEUTRAL	0- 0	1- 1	0- 1				
9- 8	1- 1	0- 1	CONFERENCE	0- 2	8- 4	2- 0				
5- 3	1- 0	0- 0	HOME	0- 1	4- 2	1- 0				
4- 4	0- 1	0- 1	AWAY	0- 1	4- 1	1- 0				
0- 1	0- 0	0- 0	NEUTRAL	0- 0	0- 1	0- 0				

RPI	S	Opponent	Score	RPI	S	Opponent	Score	RPI	S	Opponent	Score	RPI	S	Opponent	Score	Team's RPI: 151
1	A	UConn	43 124	27	A	South Dakota St.	64 96	57	A	Oklahoma St.	67 91	101	H	Western Ill.	65 78	
9	A	Tennessee	56 68	45	A	UCF	53 59	58	H	South Dakota	48 62	103	H	Cincinnati	69 75	
14	H	South Fla.	64 56	48	A	Creighton	61 66	80	A	Houston	55 73	125	A	Tulane	64 56	
								80	H	Houston	62 73	125	H	Tulane	81 70	
								88	A	New Mexico	62 76	184	H	Temple	88 81	
								97	A	Missouri St.	71 94	184	N	Temple	59 72	
								97	H	Missouri St.	72 58	192	A	Memphis	77 64	
												192	H	Memphis	69 61	
												193	A	East Carolina	67 77	
												194	N	UC Irvine	76 53	
												195	A	Tulsa	70 59	
												195	H	Tulsa	62 67	
												213	A	SMU	52 45	
												213	H	SMU	66 43	
												240	N	Illinois	67 68	
												283	H	UMKC	72 63	
												291	H	Alcorn	87 46	
												346	H	Chicago St.	66 63	
LAST 12 Division I GAMES:																
184	N	Temple	59 72	103	H	Cincinnati	69 75									
195	A	Tulsa	70 59	80	H	Houston	62 73									
125	H	Tulane	81 70	193	A	East Carolina	67 77									
213	A	SMU	52 45	192	A	Memphis	77 64									
184	H	Temple	88 81	14	H	South Fla.	64 56									
1	A	UConn	43 124	213	H	SMU	66 43									

Non-Div I Games:

Wichita St.

Average RPI Win:	221	WON-LOST	WINNING	LAST 10	STRENGTH OF	OPP. STRENGTH	TEAM	ADJ.	CONF.	ADJ CONF.
Average RPI Loss:	124	RECORD	PCT. RANK	GAMES	SCHEDULE	OF SCHEDULE	RPI	RPI	RPI	RPI
DIV. I ONLY	16- 14	153	2- 8	159	174	154	154	10	10	
DIV. I NON-CONF.	9- 2	33	0- 0	251	280	86	86	12	12	

TOTALS	RPI 1-25	RPI 26-50	W-L RECORDS	RPI 51-100	RPI 101-999	RPI 201+				
16- 14	0- 0	1- 4	OVERALL	0- 3	15- 7	10- 4				
9- 6	0- 0	1- 1	HOME	0- 1	8- 4	6- 3				
7- 7	0- 0	0- 2	AWAY	0- 2	7- 3	4- 1				
0- 1	0- 0	0- 1	NEUTRAL	0- 0	0- 0	0- 0				
9- 2	0- 0	0- 0	NON-CONFERENCE	0- 1	9- 1	5- 1				
5- 1	0- 0	0- 0	HOME	0- 0	5- 1	4- 1				
4- 1	0- 0	0- 0	AWAY	0- 1	4- 0	1- 0				
0- 0	0- 0	0- 0	NEUTRAL	0- 0	0- 0	0- 0				
7- 12	0- 0	1- 4	CONFERENCE	0- 2	6- 6	5- 3				
4- 5	0- 0	1- 1	HOME	0- 1	3- 3	2- 2				
3- 6	0- 0	0- 2	AWAY	0- 1	3- 3	3- 1				
0- 1	0- 0	0- 1	NEUTRAL	0- 0	0- 0	0- 0				

RPI 1-25				RPI 26-50				RPI 51-100				RPI 101+ Team's RPI: 154			
RPI	S	Opponent	Score	RPI	S	Opponent	Score	RPI	S	Opponent	Score	RPI	S	Opponent	Score
42	A	El on	61 82	42	A	El on	81 75	66	A	James Madi son	64 70	104	A	Del aware	59 68
42	H	El on		42	H	El on		66	H	James Madi son	41 86	104	H	Del aware	52 61
42	N	El on	50 67	46	A	Drexel	34 54	73	A	St. John' s (NY)	81 92	110	A	Saint Francis (PA)	92 86
46	A	Drexel		46	H	Drexel	58 65					139	A	Northeastern	46 64
												139	H	Northeastern	71 53
												185	H	Davi dson	73 55
												193	A	East Carol ina	71 65
												197	A	Ri chmond	78 64
												216	H	Norfol k St.	74 80
												238	H	Loyol a Maryl and	70 49
												250	A	UNCW	66 53
												250	H	UNCW	49 64
												255	A	Hofstra	54 65
												255	H	Hofstra	63 53
												262	A	Col . of Charl eston	68 54
												262	H	Col . of Charl eston	79 66
												268	A	Howard	83 71
												273	H	Fai rfi el d	57 47
												279	H	Ol d Domini on	75 58
												280	A	Towson	75 63
												280	H	Towson	66 67
												303	H	USC Upstate	83 63
LAST 12 Division I GAMES:															
42	N	El on	50 67	139	H	Northeastern	71 53								
66	A	James Madi son	64 70	104	A	Del aware	59 68								
42	A	El on	61 82	280	A	Towson	75 63								
104	H	Del aware	52 61	66	H	James Madi son	41 86								
46	A	Drexel	34 54	255	H	Hofstra	63 53								
250	H	UNCW	49 64	262	H	Col . of Charl eston	79 66								

Non-Div I Games:

William & Mary

W
i
n
t
h
r
o
p

Winthrop				Through Games Of March 8, 2018							
Average RPI	Win:	333	WON-LOST	WINNING	LAST 10	STRENGTH OF	OPP. STRENGTH	TEAM	ADJ.	CONF.	ADJ CONF.
Average RPI	Loss:	199	RECORD	PCT. RANK	GAMES	SCHEDULE	OF SCHEDULE	RPI	RPI	RPI	RPI
DIV. I ONLY			2- 27	344	1- 9	220	322	343	343	27	27
DIV. I NON-CONF.			0- 10	337	0- 0	174	253	335	335	28	28

TOTALS	RPI 1-25			RPI 26-50		W-L RECORDS	RPI 51-100	RPI 101-999		RPI 201+	
2- 27	0- 1			0- 2		OVERALL	0- 3	2- 21		2- 16	
2- 11	0- 0			0- 0		HOME	0- 2	2- 9		2- 6	
0- 15	0- 1			0- 2		AWAY	0- 1	0- 11		0- 9	
0- 1	0- 0			0- 0		NEUTRAL	0- 0	0- 1		0- 1	
0- 10	0- 1			0- 2		NON-CONFERENCE	0- 1	0- 6		0- 5	
0- 4	0- 0			0- 0		HOME	0- 1	0- 3		0- 2	
0- 6	0- 1			0- 2		AWAY	0- 0	0- 3		0- 3	
0- 0	0- 0			0- 0		NEUTRAL	0- 0	0- 0		0- 0	
2- 17	0- 0			0- 0		CONFERENCE	0- 2	2- 15		2- 11	
2- 7	0- 0			0- 0		HOME	0- 1	2- 6		2- 4	
0- 9	0- 0			0- 0		AWAY	0- 1	0- 8		0- 6	
0- 1	0- 0			0- 0		NEUTRAL	0- 0	0- 1		0- 1	

W
i
n
t
h
r
o
p

RPI 1-25				RPI 26-50				RPI 51-100				RPI 101+ Team's RPI: 343			
RPI	S	Opponent	Score	RPI	S	Opponent	Score	RPI	S	Opponent	Score	RPI	S	Opponent	Score
18	A	Duke	30 101	42	A	El on	37 98	74	H	Duquesne	54 81	107	H	ETSU	63 74
				47	A	Mercer	45 93	87	A	Li berty	37 63	134	A	Radford	52 78
								87	H	Li berty	53 73	134	H	Radford	30 70
												191	A	Hi gh Poi nt	40 77
												191	H	Hi gh Poi nt	58 79
												223	A	UNC Asheville	51 63
												223	H	UNC Asheville	48 70
												224	A	Akron	43 69
												228	A	Gardner-Webb	55 68
												228	H	Gardner-Webb	59 66
												228	N	Gardner-Webb	57 68
												246	A	Presbyteri an	45 78
												246	H	Presbyteri an	58 64
												254	A	Campbel l	45 57
												254	H	Campbel l	48 72
												301	H	Wofford	68 73
												312	A	Marshall	40 70
												313	A	Tennessee Tech	41 70
												317	H	South Carolina St.	37 65
												322	A	Charleston So.	45 81
												322	H	Charleston So.	62 56
												344	A	Longwood	60 90
												344	H	Longwood	69 60
LAST 12 Division I GAMES:															
				228	N	Gardner-Webb	57 68					191	A	Hi gh Poi nt	40 77
				344	A	Longwood	60 90					228	A	Gardner-Webb	55 68
				322	H	Charleston So.	62 56					246	H	Presbyteri an	58 64
				254	A	Campbel l	45 57					223	A	UNC Asheville	51 63
				87	H	Li berty	53 73					344	H	Longwood	69 60
				134	H	Radford	30 70					228	H	Gardner-Webb	59 66

Non-Div I Games: N. C. Wesleyan 94 50

Winthrop

Average RPI		Win: 222	WON-LOST RECORD	WINNING PCT. RANK	LAST 10 GAMES	STRENGTH OF SCHEDULE	OPP. STRENGTH OF SCHEDULE	TEAM RPI	ADJ. RPI	CONF. RPI	ADJ. CONF. RPI
Loss: 63											
DIV. I ONLY			9- 21	272	2- 8	71	53	204	204	3	3
DIV. I NON-CONF.			7- 6	165	0- 0	177	79	163	163	4	4
TOTALS		RPI 1-25		RPI 26-50		W-L RECORDS	RPI 51-100	RPI 101-999		RPI 201+	
9- 21	0- 6		0- 5		OVERALL	0- 6	9- 4		4- 0		
6- 9	0- 4		0- 3		HOME	0- 1	6- 1		3- 0		
2- 10	0- 2		0- 1		AWAY	0- 5	2- 2		1- 0		
1- 2	0- 0		0- 1		NEUTRAL	0- 0	1- 1		0- 0		
7- 6	0- 2		0- 1		NON-CONFERENCE	0- 1	7- 2		3- 0		
5- 2	0- 1		0- 0		HOME	0- 0	5- 1		3- 0		
1- 3	0- 1		0- 0		AWAY	0- 1	1- 1		0- 0		
1- 1	0- 0		0- 1		NEUTRAL	0- 0	1- 0		0- 0		
2- 15	0- 4		0- 4		CONFERENCE	0- 5	2- 2		1- 0		
1- 7	0- 3		0- 3		HOME	0- 1	1- 0		0- 0		
1- 7	0- 1		0- 1		AWAY	0- 4	1- 1		1- 0		
0- 1	0- 0		0- 0		NEUTRAL	0- 0	0- 1		0- 0		

RPI 1-25			
RPI	S	Opponent	Score
6	H	Ohio St.	55 68
17	H	Maryland	44 71
21	A	Iowa	61 88
21	H	Iowa	46 56
22	H	Green Bay	34 67
25	A	Marquette	65 88

RPI 26-50			
RPI	S	Opponent	Score
35	N	Syracuse	74 77
38	H	Michigan	57 80
39	H	Rutgers	50 63
40	A	Minnesota	65 90
40	H	Minnesota	61 71

RPI 51-100			
RPI	S	Opponent	Score
54	A	Indiana	55 69
60	A	Nebraska	48 51
62	A	Purdue	35 57
65	A	Michigan St.	61 69
78	A	George Washington	46 61
93	H	Penn St.	62 69

RPI 101+			
RPI	S	Opponent	Score
129	A	Butler	62 69
131	H	Milwaukee	64 67
153	N	Vanderbilt	73 71
168	H	Charlotte	80 66
175	A	Northwestern	60 69
175	H	Northwestern	58 46
175	N	Northwestern	63 68
181	H	Southern U.	77 74
182	A	Pittsburgh	58 57
240	A	Illinois	70 61
248	H	La Salle	71 60
307	H	UTRGV	82 54
340	H	Savannah St.	82 24

Team's RPI : 204			
RPI	S	Opponent	Score
175	N	Northwestern	63 68
181	H	Southern U.	77 74
182	A	Pittsburgh	58 57
240	A	Illinois	70 61
248	H	La Salle	71 60
307	H	UTRGV	82 54
340	H	Savannah St.	82 24

LAST 12 Division I GAMES:			
175	N	Northwestern	63 68
65	A	Michigan St.	61 69
21	A	Iowa	61 88
39	H	Rutgers	50 63
60	A	Nebraska	48 51
6	H	Ohio St.	55 68
40	H	Minnesota	61 71
240	A	Illinois	70 61
54	A	Indiana	55 69
175	H	Northwestern	58 46
40	A	Minnesota	65 90
93	H	Penn St.	62 69

Non-Div I Games:

Wi sconsi n

Average RPI Win: 253	WON-LOST RECORD	WINNING PCT. RANK	LAST 10 GAMES	STRENGTH OF SCHEDULE	OPP. STRENGTH OF SCHEDULE	TEAM RPI	ADJ. RPI	CONF. RPI	ADJ. CONF. RPI
Average RPI Loss: 164									
DIV. I ONLY	7- 20	291	1- 9	244	193	301	301	17	17
DIV. I NON-CONF.	4- 8	239	0- 0	298	290	298	298	16	16

TOTALS	RPI 1-25	RPI 26-50	W-L RECORDS	RPI 51-100	RPI 101-999	RPI 201+			
7- 20	0- 1	0- 3	OVERALL	0- 0	7- 16	5- 9			
5- 8	0- 0	0- 1	HOME	0- 0	5- 7	3- 5			
2- 11	0- 1	0- 2	AWAY	0- 0	2- 8	2- 4			
0- 1	0- 0	0- 0	NEUTRAL	0- 0	0- 1	0- 0			
4- 8	0- 1	0- 1	NON-CONFERENCE	0- 0	4- 6	4- 6			
3- 3	0- 0	0- 0	HOME	0- 0	3- 3	3- 3			
1- 5	0- 1	0- 1	AWAY	0- 0	1- 3	1- 3			
0- 0	0- 0	0- 0	NEUTRAL	0- 0	0- 0	0- 0			
3- 12	0- 0	0- 2	CONFERENCE	0- 0	3- 10	1- 3			
2- 5	0- 0	0- 1	HOME	0- 0	2- 4	0- 2			
1- 6	0- 0	0- 1	AWAY	0- 0	1- 5	1- 1			
0- 1	0- 0	0- 0	NEUTRAL	0- 0	0- 1	0- 0			

RPI 1-25				RPI 26-50				RPI 51-100				RPI 101+ Team's RPI: 301			
RPI	S	Opponent	Score	RPI	S	Opponent	Score	RPI	S	Opponent	Score	RPI	S	Opponent	Score
11	A	South Carolina	60 94	26	A	Georgia	56 95					105	A	Chattanooga	46 76
				47	A	Mercer	39 80					105	H	Chattanooga	47 54
				47	H	Mercer	46 71					107	A	ETSU	53 82
												107	H	ETSU	58 61
												107	N	ETSU	64 78
												156	A	Samford	77 81
												156	H	Samford	58 46
												188	A	Furman	57 63
												188	H	Furman	79 48
												219	A	UNCG	51 66
												219	H	UNCG	75 81
												220	A	Coastal Caro.	51 67
												223	H	UNC Asheville	70 68
												228	A	Gardner-Webb	55 73
												237	H	North Florida	69 57
												245	H	Omaha	60 64
												250	H	UNCW	60 65
												262	A	Col. of Charleston	51 59
												305	A	Western Caro.	54 48
												305	H	Western Caro.	62 68
												320	H	N. C. Central	77 56
												322	H	Charleston So.	45 68
												343	A	Winthrop	73 68
LAST 12 Division I GAMES:															
				107	N	ETSU	64 78	47	A	Mercer	39 80				
				188	A	Furman	57 63	156	A	Samford	77 81				
				105	A	Chattanooga	46 76	188	H	Furman	79 48				
				107	A	ETSU	53 82	107	H	ETSU	58 61				
				219	H	UNCG	75 81	105	H	Chattanooga	47 54				
				305	H	Western Caro.	62 68	305	A	Western Caro.	54 48				

Non-Div I Games: Brevard 85 46 Southern Wesleyan 104 57 Bob Jones 96 54

Wofford

Average RPI Win:	214	WON-LOST	WINNING	LAST 10	STRENGTH OF	OPP. STRENGTH	TEAM	ADJ.	CONF.	ADJ CONF.
Average RPI Loss:	79	RECORD	PCT. RANK	GAMES	SCHEDULE	OF SCHEDULE	RPI	RPI	RPI	RPI
DIV. I ONLY	21- 10	78	7- 3	136	158	85	85	11	11	
DIV. I NON-CONF.	7- 3	74	0- 0	252	189	106	106	15	15	

TOTALS	RPI 1-25	RPI 26-50	W-L RECORDS	RPI 51-100	RPI 101-999	RPI 201+				
21- 10	0- 4	0- 1	OVERALL	3- 1	18- 4	9- 1				
9- 3	0- 1	0- 0	HOME	0- 1	9- 1	6- 0				
8- 5	0- 2	0- 1	AWAY	2- 0	6- 2	3- 0				
4- 2	0- 1	0- 0	NEUTRAL	1- 0	3- 1	0- 1				
7- 3	0- 1	0- 1	NON-CONFERENCE	1- 0	6- 1	3- 1				
3- 0	0- 0	0- 0	HOME	0- 0	3- 0	3- 0				
2- 2	0- 1	0- 1	AWAY	1- 0	1- 0	0- 0				
2- 1	0- 0	0- 0	NEUTRAL	0- 0	2- 1	0- 1				
14- 7	0- 3	0- 0	CONFERENCE	2- 1	12- 3	6- 0				
6- 3	0- 1	0- 0	HOME	0- 1	6- 1	3- 0				
6- 3	0- 1	0- 0	AWAY	1- 0	5- 2	3- 0				
2- 1	0- 1	0- 0	NEUTRAL	1- 0	1- 0	0- 0				

RPI 1-25				RPI 26-50				RPI 51-100				Team's RPI: 85				RPI 101+			
RPI	S	Opponent	Score	RPI	S	Opponent	Score	RPI	S	Opponent	Score	RPI	S	Opponent	Score	RPI	S	Opponent	Score
22	A	Green Bay	68 75	26	A	Georgia	71 87	56	A	Belmont	91 81	123	A	Cleveland St.	70 71				
22	H	Green Bay	51 58					81	A	IUPUI	66 63	123	H	Cleveland St.	63 70				
22	N	Green Bay	44 62					81	H	IUPUI	61 64	123	N	Cleveland St.	83 61				
23	A	Missouri	80 82					81	N	IUPUI	60 52	131	A	Milwaukee	53 59				
												131	H	Milwaukee	56 51				
												139	A	Youngstown St.	69 59				
												139	H	Youngstown St.	73 50				
												149	A	Kent St.	72 60				
												189	A	Oakland	77 57				
												189	H	Oakland	80 75				
												197	N	Richmond	85 69				
												200	N	Stetson	64 59				
												218	N	Providence	69 74				
												256	A	Northern Ky.	68 63				
												256	H	Northern Ky.	73 60				
												313	H	Tennessee Tech	82 59				
												325	A	Detroit Mercy	88 60				
												325	H	Detroit Mercy	85 55				
												331	A	Ill. -Chicago	80 53				
												331	H	Ill. -Chicago	60 50				
												345	H	Eastern Ill.	81 46				
												346	H	Chicago St.	84 39				

LAST 12 Division I GAMES:																			
22	N	Green Bay	44 62	256	H	Northern Ky.	73 60												
81	N	IUPUI	60 52	189	H	Oakland	80 75												
123	N	Cleveland St.	83 61	325	H	Detroit Mercy	85 55												
331	A	Ill. -Chicago	80 53	22	A	Green Bay	68 75												
81	A	IUPUI	66 63	131	A	Milwaukee	53 59												
123	H	Cleveland St.	63 70	139	A	Youngstown St.	69 59												

Non-Div I Games: Northwestern Ohio 106 52 Cincinnati Christian 99 36

Wright St.

Average RPI Win: 174
 Average RPI Loss: 156

WON-LOST
 RECORD

WINNING
 PCT. RANK

LAST 10
 GAMES

STRENGTH OF
 SCHEDULE

OPP. STRENGTH
 OF SCHEDULE

TEAM
 RPI

ADJ.
 RPI

CONF.
 RPI

ADJ CONF.
 RPI

DIV. I ONLY	19- 10	87	7- 3	92	173	76	76	16	16
DIV. I NON-CONF.	5- 4	146	0- 0	26	248	61	61	14	14
TOTALS	RPI 1-25	RPI 26-50	W-L RECORDS	RPI 51-100	RPI 101-999	RPI 201+			
19- 10	0- 1	0- 0	OVERALL	5- 1	14- 8	6- 3			
10- 2	0- 0	0- 0	HOME	3- 0	7- 2	4- 0			
8- 5	0- 1	0- 0	AWAY	1- 0	7- 4	2- 3			
1- 3	0- 0	0- 0	NEUTRAL	1- 1	0- 2	0- 0			
5- 4	0- 1	0- 0	NON-CONFERENCE	1- 1	4- 2	1- 1			
3- 0	0- 0	0- 0	HOME	1- 0	2- 0	1- 0			
2- 2	0- 1	0- 0	AWAY	0- 0	2- 1	0- 1			
0- 2	0- 0	0- 0	NEUTRAL	0- 1	0- 1	0- 0			
14- 6	0- 0	0- 0	CONFERENCE	4- 0	10- 6	5- 2			
7- 2	0- 0	0- 0	HOME	2- 0	5- 2	3- 0			
6- 3	0- 0	0- 0	AWAY	1- 0	5- 3	2- 2			
1- 1	0- 0	0- 0	NEUTRAL	1- 0	0- 1	0- 0			

RPI S Opponent	Score	RPI S Opponent	Score	RPI S Opponent	Score	RPI S Opponent	Score
18 A Duke	40 63			70 H Drake	75 61	115 A Colorado St.	53 49
				81 N IUPUI	59 65	115 H Colorado St.	53 64
				88 A New Mexico	63 62	120 A Boise St.	66 51
				88 H New Mexico	66 55	120 H Boise St.	63 67
				88 N New Mexico	69 66	135 N UNI	40 55
				91 H UNLV	69 56	143 A Idaho	70 64
						144 H Idaho St.	61 53
						146 A Fresno St.	47 60
						146 H Fresno St.	74 57
						171 A Nevada	65 62
						171 H Nevada	66 60
						171 N Nevada	63 67
						180 A Denver	61 51
						210 A Montana St.	46 50
						235 H Montana	67 62
						270 A San Diego St.	62 68
						270 H San Diego St.	70 50
						277 A San Jose St.	66 64
						277 H San Jose St.	58 46
						290 A Air Force	47 57
						315 A Utah St.	64 46
						315 H Utah St.	61 44
LAST 12 Division I GAMES:							
171 N Nevada	63 67	277 A San Jose St.	66 64				
88 N New Mexico	69 66	270 H San Diego St.	70 50				
120 H Boise St.	63 67	91 H UNLV	69 56				
290 A Air Force	47 57	315 A Utah St.	64 46				
146 H Fresno St.	74 57	146 A Fresno St.	47 60				
88 A New Mexico	63 62	115 H Colorado St.	53 64				

Non-Div I Games: Colo. Christian 62 33 Adams St. 73 47

Wyoming

Average RPI Win:	213	WON-LOST	WINNING	LAST 10	STRENGTH OF	OPP. STRENGTH	TEAM	ADJ.	CONF.	ADJ CONF.
Average RPI Loss:	78	RECORD	PCT. RANK	GAMES	SCHEDULE	OF SCHEDULE	RPI	RPI	RPI	RPI
DIV. I ONLY	10- 20	256	1- 9	105	81	226	226	6	6	
DIV. I NON-CONF.	7- 4	102	0- 0	207	265	160	160	6	6	

TOTALS	RPI 1-25	RPI 26-50	W-L RECORDS	RPI 51-100	RPI 101-999	RPI 201+				
10- 20	0- 5	0- 5	OVERALL	0- 4	10- 6	5- 2				
8- 8	0- 2	0- 2	HOME	0- 2	8- 2	5- 0				
1- 10	0- 2	0- 3	AWAY	0- 2	1- 3	0- 2				
1- 2	0- 1	0- 0	NEUTRAL	0- 0	1- 1	0- 0				
7- 4	0- 1	0- 1	NON-CONFERENCE	0- 0	7- 2	4- 1				
6- 1	0- 0	0- 0	HOME	0- 0	6- 1	4- 0				
0- 2	0- 0	0- 1	AWAY	0- 0	0- 1	0- 1				
1- 1	0- 1	0- 0	NEUTRAL	0- 0	1- 0	0- 0				
3- 16	0- 4	0- 4	CONFERENCE	0- 4	3- 4	1- 1				
2- 7	0- 2	0- 2	HOME	0- 2	2- 1	1- 0				
1- 8	0- 2	0- 2	AWAY	0- 2	1- 2	0- 1				
0- 1	0- 0	0- 0	NEUTRAL	0- 0	0- 1	0- 0				

RPI 1-25				RPI 26-50				RPI 51-100				RPI 101+ Team's RPI: 226			
RPI	S	Opponent	Score	RPI	S	Opponent	Score	RPI	S	Opponent	Score	RPI	S	Opponent	Score
20	A	DePaul	48 79	29	A	Villanova	57 75	73	A	St. John's (NY)	36 70	103	H	Cincinnati	53 50
20	H	DePaul	72 73	29	H	Villanova	50 89	73	H	St. John's (NY)	63 67	108	H	Wake Forest	57 62
23	N	Missouri	48 74	40	A	Minnesota	62 74	99	A	Georgetown	60 65	124	A	Seton Hall	53 58
25	A	Marquette	67 88	48	A	Creighton	54 65	99	H	Georgetown	48 65	124	H	Seton Hall	51 62
25	H	Marquette	63 80	48	H	Creighton	64 71					124	N	Seton Hall	42 66
												129	A	Butler	69 62
												129	H	Butler	57 54
												179	H	New Hampshire	71 66
												188	N	Furman	75 62
												207	A	Bowling Green	53 63
												218	A	Providence	48 69
												218	H	Providence	68 59
												225	H	Grambling	72 67
												293	H	Mt. St. Mary's	66 45
												326	H	Fort Wayne	62 50
												336	H	Florida A&M	70 52

LAST 12 Division I GAMES:															
124	N	Seton Hall	42 66	73	A	St. John's (NY)	36 70	124	A	Seton Hall	53 58	99	H	Georgetown	48 65
129	H	Butler	57 54	29	H	Villanova	50 89	48	H	Creighton	64 71	218	H	Providence	68 59
218	A	Providence	48 69	20	H	DePaul	72 73								
48	A	Creighton	54 65	25	H	Marquette	63 80								

Non-Div I Games:

Xavier

Average RPI Win:	195	WON-LOST	WINNING	LAST 10	STRENGTH OF	OPP. STRENGTH	TEAM	ADJ.	CONF.	ADJ CONF.
Average RPI Loss:	108	RECORD	PCT. RANK	GAMES	SCHEDULE	OF SCHEDULE	RPI	RPI	RPI	RPI
DIV. I ONLY	15- 12	139	6- 4	128	123	127	127	9	9	
DIV. I NON-CONF.	7- 6	165	0- 0	234	222	178	178	9	9	

TOTALS	RPI 1-25	RPI 26-50	W-L RECORDS	RPI 51-100	RPI 101-999	RPI 201+				
15- 12	0- 0	1- 1	OVERALL	2- 5	12- 6	8- 1				
7- 5	0- 0	1- 0	HOME	1- 2	5- 3	4- 1				
8- 5	0- 0	0- 1	AWAY	1- 2	7- 2	4- 0				
0- 2	0- 0	0- 0	NEUTRAL	0- 1	0- 1	0- 0				
7- 6	0- 0	0- 0	NON-CONFERENCE	1- 2	6- 4	4- 1				
2- 3	0- 0	0- 0	HOME	0- 1	2- 2	2- 1				
5- 1	0- 0	0- 0	AWAY	1- 0	4- 1	2- 0				
0- 2	0- 0	0- 0	NEUTRAL	0- 1	0- 1	0- 0				
8- 6	0- 0	1- 1	CONFERENCE	1- 3	6- 2	4- 0				
5- 2	0- 0	1- 0	HOME	1- 1	3- 1	2- 0				
3- 4	0- 0	0- 1	AWAY	0- 2	3- 1	2- 0				
0- 0	0- 0	0- 0	NEUTRAL	0- 0	0- 0	0- 0				

RPI	S	Opponent	Score	RPI	S	Opponent	Score	RPI	S	Opponent	Score	RPI	S	Opponent	Score	Team's RPI: 127
30	A	Princeton	53 64	30	H	Princeton	73 59	51	A	Harvard	73 97	119	A	Dartmouth	57 39	
								51	H	Harvard	69 63	119	H	Dartmouth	62 64	
								54	H	Indiana	68 72	130	N	Hartford	70 78	
								61	A	Penn	52 64	152	H	Army West Point	65 82	
								61	H	Penn	54 69	159	A	Binghamton	73 69	
								64	N	UC Davis	61 71	172	A	Brown	71 81	
								69	A	TCU	82 72	172	H	Brown	77 63	
												182	A	Kansas	75 81	
												187	A	Stony Brook	77 71	
												211	A	Columbia	73 50	
												211	H	Columbia	66 59	
												218	H	Providence	51 55	
												263	H	LIU Brooklyn	62 51	
												267	A	Cornell	65 55	
												267	H	Cornell	69 56	
												287	A	Central Conn. St.	75 62	
												288	H	Colgate	82 56	
												347	A	Saint Peter's	70 49	

LAST 12 Division I GAMES:																
30	A	Princeton	53 64	267	A	Cornell	65 55									
61	A	Penn	52 64	211	A	Columbia	73 50									
211	H	Columbia	66 59	61	H	Penn	54 69									
267	H	Cornell	69 56	30	H	Princeton	73 59									
51	H	Harvard	69 63	119	A	Dartmouth	57 39									
119	H	Dartmouth	62 64	51	A	Harvard	73 97									

Non-Div I Games:

Yale

Youngstown St.				Through Games of March 6, 2018										
Average RPI	Win:	230	WON-LOST RECORD	WINNING PCT.	RANK	LAST 10 GAMES	STRENGTH OF SCHEDULE	OPP. STRENGTH OF SCHEDULE	TEAM RPI	ADJ. RPI	CONF. RPI	ADJ CONF. RPI		
	Loss:	105												
DIV. I ONLY			14- 15			188	8- 2		100	176	139	139	11	11
DIV. I NON-CONF.			2- 7			286	0- 0		198	214	269	269	15	15

TOTALS	RPI	1-25				RPI	26-50	W-L RECORDS	RPI	51-100	RPI	101-999	RPI	201+
14- 15		0- 3				0- 0		OVERALL		1- 5		13- 7		8- 1
6- 6		0- 1				0- 0		HOME		0- 3		6- 2		4- 0
7- 8		0- 1				0- 0		AWAY		1- 2		6- 5		4- 1
1- 1		0- 1				0- 0		NEUTRAL		0- 0		1- 0		0- 0
2- 7		0- 0				0- 0		NON-CONFERENCE		0- 2		2- 5		2- 1
1- 2		0- 0				0- 0		HOME		0- 1		1- 1		1- 0
1- 5		0- 0				0- 0		AWAY		0- 1		1- 4		1- 1
0- 0		0- 0				0- 0		NEUTRAL		0- 0		0- 0		0- 0
12- 8		0- 3				0- 0		CONFERENCE		1- 3		11- 2		6- 0
5- 4		0- 1				0- 0		HOME		0- 2		5- 1		3- 0
6- 3		0- 1				0- 0		AWAY		1- 1		5- 1		3- 0
1- 1		0- 1				0- 0		NEUTRAL		0- 0		1- 0		0- 0

[illegible]

Non-Div I Games:	Ohio Valley	86	59	Penn St.-Beaver	97	40
------------------	-------------	----	----	-----------------	----	----

Youngstown St.

■ Loss, ■ Non-Conf, S Site, H Home A Away N Neutral