

Average RPI Win:	303	WON-LOST	WINNING	LAST 10	STRENGTH OF	OPP. STRENGTH	TEAM	ADJ.	CONF.	ADJ CONF.
Average RPI Loss:	173	RECORD	PCT. RANK	GAMES	SCHEDULE	OF SCHEDULE	RPI	RPI	RPI	RPI
DIV. I ONLY	9- 17	258	5- 5	242	322	284	284	27	27	
DIV. I NON-CONF.	1- 7	313	0- 0	42	339	276	276	27	27	
TOTALS	RPI 1-25	RPI 26-50	W-L RECORDS	RPI 51-100	RPI 101-150	RPI 150+				
9- 17	0- 1	0- 0	OVERALL	0- 3	0- 4	9- 9				
7- 5	0- 0	0- 0	HOME	0- 2	0- 2	7- 1				
2- 11	0- 1	0- 0	AWAY	0- 1	0- 2	2- 7				
0- 1	0- 0	0- 0	NEUTRAL	0- 0	0- 0	0- 1				
1- 7	0- 1	0- 0	NON-CONFERENCE	0- 1	0- 0	1- 5				
1- 2	0- 0	0- 0	HOME	0- 1	0- 0	1- 1				
0- 4	0- 1	0- 0	AWAY	0- 0	0- 0	0- 3				
0- 1	0- 0	0- 0	NEUTRAL	0- 0	0- 0	0- 1				
8- 10	0- 0	0- 0	CONFERENCE	0- 2	0- 4	8- 4				
6- 3	0- 0	0- 0	HOME	0- 1	0- 2	6- 0				
2- 7	0- 0	0- 0	AWAY	0- 1	0- 2	2- 4				
0- 0	0- 0	0- 0	NEUTRAL	0- 0	0- 0	0- 0				

RPI 1-25				RPI 26-50				RPI 51-100				RPI 101+ Team's RPI: 284			
RPI	S	Opponent	Score	RPI	S	Opponent	Score	RPI	S	Opponent	Score	RPI	S	Opponent	Score
22	A	Texas A&M	55 84					56	H	Toledo	60 76	107	A	Abilene Christian	64 72
								97	H	Central Ark.	41 49	107	H	Abilene Christian	59 72
								99	A	SFA	56 64	132	A	Lamar University	49 65
												132	H	Lamar University	63 74
												155	A	Rice	36 70
												164	A	Texas St.	50 57
												185	H	Texas Southern	64 61
												214	N	UC Santa Barbara	60 66
												221	A	New Orleans	54 75
												237	A	UTRGV	46 55
												237	H	UTRGV	65 68
												287	H	McNeese	77 66
												289	A	Nicholls St.	54 74
												289	H	Nicholls St.	65 60
												294	H	Northwestern St.	60 51
												329	A	Southeastern La.	69 53
												329	H	Southeastern La.	77 61
												333	A	Incarnate Word	56 63
												333	H	Incarnate Word	68 65
												338	A	Houston Baptist	51 56
												338	H	Houston Baptist	68 51
												340	A	Sam Houston St.	63 37
LAST 12 Division I GAMES:															
333	H	Incarnate Word	68 65	329	A	Southeastern La.	69 53								
338	H	Houston Baptist	68 51	338	A	Houston Baptist	51 56								
287	H	McNeese	77 66	107	H	Abilene Christian	59 72								
107	A	Abilene Christian	64 72	289	H	Nicholls St.	65 60								
132	H	Lamar University	63 74	132	A	Lamar University	49 65								
333	A	Incarnate Word	56 63	340	A	Sam Houston St.	63 37								

Non-Div I Games: Schreiner 73 44 Okla. Panhandle 66 40 Montana Tech 83 50

A&M-Corpus Christi

Loss, Non-Conf, S Site, H Home A Away N Neutral

Average RPI Win: 260	WON-LOST	WINNING	LAST 10	STRENGTH OF	OPP. STRENGTH	TEAM	ADJ.	CONF.	ADJ CONF.
Average RPI Loss: 114	RECORD	PCT. RANK	GAMES	SCHEDULE	OF SCHEDULE	RPI	RPI	RPI	RPI
DIV. I ONLY	19- 8	68	9- 1	206	283	107	107	27	27
DIV. I NON-CONF.	3- 6	230	0- 0	85	107	187	187	27	27
TOTALS	RPI 1-25	RPI 26-50	W-L RECORDS	RPI 51-100	RPI 101-150	RPI 150+			
19- 8	0- 3	0- 0	OVERALL	2- 2	2- 0	15- 3			
10- 2	0- 0	0- 0	HOME	1- 1	2- 0	7- 1			
8- 6	0- 3	0- 0	AWAY	1- 1	0- 0	7- 2			
1- 0	0- 0	0- 0	NEUTRAL	0- 0	0- 0	1- 0			
3- 6	0- 3	0- 0	NON-CONFERENCE	0- 0	1- 0	2- 3			
2- 1	0- 0	0- 0	HOME	0- 0	1- 0	1- 1			
0- 5	0- 3	0- 0	AWAY	0- 0	0- 0	0- 2			
1- 0	0- 0	0- 0	NEUTRAL	0- 0	0- 0	1- 0			
16- 2	0- 0	0- 0	CONFERENCE	2- 2	1- 0	13- 0			
8- 1	0- 0	0- 0	HOME	1- 1	1- 0	6- 0			
8- 1	0- 0	0- 0	AWAY	1- 1	0- 0	7- 0			
0- 0	0- 0	0- 0	NEUTRAL	0- 0	0- 0	0- 0			

RPI 1-25				RPI 26-50				RPI 51-100				RPI 101+ Team's RPI: 107			
RPI	S	Opponent	Score	RPI	S	Opponent	Score	RPI	S	Opponent	Score	RPI	S	Opponent	Score
7	A	Baylor	34 79					97	A	Central Ark.	70 80	132	H	Lamar University	77 59
22	A	Texas A&M	45 71					97	H	Central Ark.	83 76	148	H	Omaha	73 66
23	A	Missouri	46 52					99	A	SFA	80 73	179	A	Wichita St.	62 81
								99	H	SFA	61 70	184	A	UTSA	68 71
												221	H	New Orleans	68 55
												237	H	UTRGV	70 54
												264	N	Murray St.	81 57
												284	A	A&M-Corpus Christi	72 59
												284	H	A&M-Corpus Christi	72 64
												287	H	McNeese	77 65
												289	A	Nicholls St.	89 73
												294	A	Northwestern St.	75 74
												294	H	Northwestern St.	79 57
												298	H	UMKC	68 71
												329	A	Southeastern La.	82 57
												333	A	Incarinate Word	75 66
												333	H	Incarinate Word	68 45
												338	A	Houston Baptist	89 60
												340	A	Sam Houston St.	72 39
												340	H	Sam Houston St.	78 56
LAST 12 Division I GAMES:															
338	A	Houston Baptist	89 60	294	H	Northwestern St.	79 57								
333	H	Incarinate Word	68 45	97	A	Central Ark.	70 80								
340	A	Sam Houston St.	72 39	340	H	Sam Houston St.	78 56								
284	H	A&M-Corpus Christi	72 64	284	A	A&M-Corpus Christi	72 59								
294	A	Northwestern St.	75 74	287	H	McNeese	77 65								
99	A	SFA	80 73	333	A	Incarinate Word	75 66								

Non-Div I Games: Harding 74 62 Sul Ross St. 106 58 Howard Payne 87 52

Abilene Christian

Loss, Non-Conf, S Site, H Home A Away N Neutral

Average RPI Win:	281	WON-LOST	WINNING	LAST 10	STRENGTH OF	OPP. STRENGTH	TEAM	ADJ.	CONF.	ADJ CONF.
Average RPI Loss:	163	RECORD	PCT. RANK	GAMES	SCHEDULE	OF SCHEDULE	RPI	RPI	RPI	RPI
DIV. I ONLY	4- 25	333	1- 9	204	210	322	322	13	13	
DIV. I NON-CONF.	2- 8	288	0- 0	293	306	326	326	15	15	
TOTALS	RPI 1-25	RPI 26-50	W-L RECORDS	RPI 51-100	RPI 101-150	RPI 150+				
4- 25	0- 0	0- 2	OVERALL	0- 3	0- 8	4- 12				
2- 12	0- 0	0- 1	HOME	0- 2	0- 5	2- 4				
2- 12	0- 0	0- 1	AWAY	0- 1	0- 3	2- 7				
0- 1	0- 0	0- 0	NEUTRAL	0- 0	0- 0	0- 1				
2- 8	0- 0	0- 0	NON-CONFERENCE	0- 0	0- 4	2- 4				
1- 4	0- 0	0- 0	HOME	0- 0	0- 3	1- 1				
1- 4	0- 0	0- 0	AWAY	0- 0	0- 1	1- 3				
0- 0	0- 0	0- 0	NEUTRAL	0- 0	0- 0	0- 0				
2- 17	0- 0	0- 2	CONFERENCE	0- 3	0- 4	2- 8				
1- 8	0- 0	0- 1	HOME	0- 2	0- 2	1- 3				
1- 8	0- 0	0- 1	AWAY	0- 1	0- 2	1- 4				
0- 1	0- 0	0- 0	NEUTRAL	0- 0	0- 0	0- 1				

RPI 1-25				RPI 26-50				RPI 51-100				RPI 101+				Team's RPI: 322	
RPI	S	Opponent	Score	RPI	S	Opponent	Score	RPI	S	Opponent	Score	RPI	S	Opponent	Score		
				48	A	Boise St.	48 72	53	H	Colorado St.	35 72	104	A	UNLV	38 52		
				48	H	Boise St.	59 69	98	A	Wyoming	41 73	104	H	UNLV	56 60		
								98	H	Wyoming	54 66	108	A	Colorado	68 95		
												111	H	Vanderbilt	49 75		
												128	H	Northern Colo.	44 71		
												137	H	Navy	46 64		
												145	A	Fresno St.	40 63		
												145	H	Fresno St.	56 72		
												151	A	New Mexico	64 81		
												157	A	Army West Point	47 75		
												189	A	Utah St.	62 65		
												189	H	Utah St.	64 61		
												189	N	Utah St.	40 46		
												200	A	San Jose St.	74 86		
												200	H	San Jose St.	67 83		
												235	H	Weber St.	61 76		
												269	A	San Diego St.	62 59		
												269	H	San Diego St.	51 64		
												282	A	Eastern Mich.	44 65		
												283	A	Nevada	58 65		
												283	H	Nevada	51 56		
												310	A	Denver	52 65		
												328	H	Utah Valley	64 53		
												339	A	Fairleigh Dickinson	56 48		
LAST 12 Division I GAMES:																	
				189	N	Utah St.	40 46	283	A	Nevada	58 65						
				48	A	Boise St.	48 72	48	H	Boise St.	59 69						
				269	H	San Diego St.	51 64	151	A	New Mexico	64 81						
				189	H	Utah St.	64 61	98	A	Wyoming	41 73						
				104	A	UNLV	38 52	145	H	Fresno St.	56 72						
				200	H	San Jose St.	67 83	269	A	San Diego St.	62 59						

Non-Div I Games:

Air Force

■ Loss,
 ■ Non-Conf,
 ■ S Site,
 ■ Home
 ■ A Away
 N Neutral

Average RPI Win:	258	WON-LOST	WINNING	LAST 10	STRENGTH OF	OPP. STRENGTH	TEAM	ADJ.	CONF.	ADJ CONF.
Average RPI Loss:	121	RECORD	PCT. RANK	GAMES	SCHEDULE	OF SCHEDULE	RPI	RPI	RPI	RPI
DIV. I ONLY	7- 21	305	0- 10	123	144	236	236	10	10	
DIV. I NON-CONF.	5- 4	143	0- 0	233	256	159	159	11	11	
TOTALS	RPI 1-25	RPI 26-50	W-L RECORDS	RPI 51-100	RPI 101-150	RPI 150+				
7- 21	0- 0	0- 2	OVERALL	1- 10	0- 3	6- 6				
1- 10	0- 0	0- 0	HOME	0- 5	0- 2	1- 3				
6- 10	0- 0	0- 1	AWAY	1- 5	0- 1	5- 3				
0- 1	0- 0	0- 1	NEUTRAL	0- 0	0- 0	0- 0				
5- 4	0- 0	0- 1	NON-CONFERENCE	0- 2	0- 1	5- 0				
0- 2	0- 0	0- 0	HOME	0- 1	0- 1	0- 0				
5- 1	0- 0	0- 0	AWAY	0- 1	0- 0	5- 0				
0- 1	0- 0	0- 1	NEUTRAL	0- 0	0- 0	0- 0				
2- 17	0- 0	0- 1	CONFERENCE	1- 8	0- 2	1- 6				
1- 8	0- 0	0- 0	HOME	0- 4	0- 1	1- 3				
1- 9	0- 0	0- 1	AWAY	1- 4	0- 1	0- 3				
0- 0	0- 0	0- 0	NEUTRAL	0- 0	0- 0	0- 0				

RPI 1-25				RPI 26-50				RPI 51-100				RPI 101+				Team's RPI: 236	
RPI	S	Opponent	Score	RPI	S	Opponent	Score	RPI	S	Opponent	Score	RPI	S	Opponent	Score		
				29	N	Elon	62 65	56	A	Toledo	37 65	119	A	Ball St.	70 80		
				44	A	Central Mich.	62 89	56	H	Toledo	57 61	119	H	Ball St.	63 90		
								70	A	Ohio	48 62	122	H	Duquesne	57 67		
								70	H	Ohio	69 85	160	A	Western Mich.	60 73		
								71	H	Bucknell	47 61	160	H	Western Mich.	57 73		
								81	A	Northern Ill.	84 55	247	A	Miami (OH)	49 54		
								85	A	Penn St.	71 84	247	H	Miami (OH)	62 66		
								91	A	Buffalo	51 81	253	A	Canisius	73 64		
								91	H	Buffalo	55 81	256	A	Bowling Green	50 86		
								96	A	Kent St.	69 73	256	H	Bowling Green	58 62		
								96	H	Kent St.	58 72	261	A	Georgia St.	78 66		
												270	A	Eastern Ky.	63 57		
												282	H	Eastern Mich.	80 62		
												319	A	Youngstown St.	76 74		
												342	A	Winthrop	80 59		
LAST 12 Division I GAMES:																	
				56	A	Toledo	37 65	56	H	Toledo	57 61						
				70	A	Ohio	48 62	96	H	Kent St.	58 72						
				91	H	Buffalo	55 81	247	A	Miami (OH)	49 54						
				96	A	Kent St.	69 73	256	A	Bowling Green	50 86						
				247	H	Miami (OH)	62 66	119	H	Ball St.	63 90						
				91	A	Buffalo	51 81	282	H	Eastern Mich.	80 62						

Non-Div I Games: Ohio Christian 69 52 Malone 63 52

Akron

■ Loss,
 ■ Non-Conf, S Site,
 ■ Home
 ■ Away
 N Neutral

Alabama

Through Games Of March 8, 2017

Average RPI Win:	191	WON-LOST	WINNING	LAST 10	STRENGTH OF	OPP. STRENGTH	TEAM	ADJ.	CONF.	ADJ CONF.
Average RPI Loss:	52	RECORD	PCT. RANK	GAMES	SCHEDULE	OF SCHEDULE	RPI	RPI	RPI	RPI
DIV. I ONLY	19- 13	115	4- 6	140	45	133	133	2	2	
DIV. I NON-CONF.	12- 1	7	0- 0	342	283	132	132	2	2	
TOTALS	RPI 1-25	RPI 26-50	W-L RECORDS	RPI 51-100	RPI 101-150	RPI 150+				
19- 13	3- 6	1- 2	OVERALL	1- 3	3- 1	11- 1				
12- 6	1- 3	0- 1	HOME	1- 1	1- 0	9- 1				
3- 6	1- 2	1- 1	AWAY	0- 2	1- 1	0- 0				
4- 1	1- 1	0- 0	NEUTRAL	0- 0	1- 0	2- 0				
12- 1	0- 0	0- 0	NON-CONFERENCE	1- 1	0- 0	11- 0				
10- 0	0- 0	0- 0	HOME	1- 0	0- 0	9- 0				
0- 1	0- 0	0- 0	AWAY	0- 1	0- 0	0- 0				
2- 0	0- 0	0- 0	NEUTRAL	0- 0	0- 0	2- 0				
7- 12	3- 6	1- 2	CONFERENCE	0- 2	3- 1	0- 1				
2- 6	1- 3	0- 1	HOME	0- 1	1- 0	0- 1				
3- 5	1- 2	1- 1	AWAY	0- 1	1- 1	0- 0				
2- 1	1- 1	0- 0	NEUTRAL	0- 0	1- 0	0- 0				

RPI	S	Opponent	Score	RPI	S	Opponent	Score	RPI	S	Opponent	Score	RPI	S	Opponent	Score	Team's RPI: 133
3	A	South Carolina	45 93	36	A	LSU	41 48	60	H	Georgia Tech	67 65	111	A	Vanderbilt	80 87	
5	H	Mississippi St.	54 67	46	A	Auburn	63 61	67	A	Georgetown	59 70	111	N	Vanderbilt	77 57	
14	H	Kentucky	54 71	46	H	Auburn	55 66	82	H	Florida	56 66	117	A	Ole Miss	65 57	
14	N	Kentucky	55 65					86	A	Georgia	65 71	117	H	Ole Miss	90 80	
20	H	Tennessee	65 57									173	H	Arkansas	50 68	
20	N	Tennessee	72 64									187	H	Kansas	71 65	
22	A	Texas A&M	48 69									221	H	New Orleans	78 57	
23	A	Missouri	59 58									250	H	Ga. Southern	66 48	
23	H	Missouri	56 65									261	H	Georgia St.	80 57	
												287	N	McNeese	84 63	
												299	H	Lipscomb	82 35	
												303	N	UTEP	78 60	
												307	H	Alcorn	93 43	
												311	H	Mississippi Val.	93 44	
												331	H	Florida A&M	81 46	
												349	H	Alabama A&M	97 29	
LAST 12 Division I GAMES:																
14	N	Kentucky	55 65	20	H	Tennessee	65 57									
20	N	Tennessee	72 64	82	H	Florida	56 66									
111	N	Vanderbilt	77 57	22	A	Texas A&M	48 69									
23	H	Missouri	56 65	36	A	LSU	41 48									
86	A	Georgia	65 71	46	H	Auburn	55 66									
46	A	Auburn	63 61	111	A	Vanderbilt	80 87									

Non-Div I Games:

Alabama

■ Loss,
 ■ Non-Conf, S Site,
 ■ Home
 ■ Away
 N Neutral

Average RPI Win:	0	WON-LOST	WINNING	LAST 10	STRENGTH OF	OPP. STRENGTH	TEAM	ADJ.	CONF.	ADJ CONF.
Average RPI Loss:	237	RECORD	PCT. RANK	GAMES	SCHEDULE	OF SCHEDULE	RPI	RPI	RPI	RPI
DIV. I ONLY	0- 25	348	0- 10	317	337	349	349	30	30	
DIV. I NON-CONF.	0- 7	335	0- 0	190	246	339	339	30	30	
TOTALS	RPI 1-25	RPI 26-50	W-L RECORDS	RPI 51-100	RPI 101-150	RPI 150+				
0- 25	0- 0	0- 1	OVERALL	0- 0	0- 2	0- 22				
0- 9	0- 0	0- 0	HOME	0- 0	0- 0	0- 9				
0- 16	0- 0	0- 0	AWAY	0- 0	0- 0	0- 8				
0- 0	0- 0	0- 0	NEUTRAL	0- 0	0- 0	0- 0				
0- 7	0- 0	0- 1	NON-CONFERENCE	0- 0	0- 2	0- 4				
0- 0	0- 0	0- 0	HOME	0- 0	0- 0	0- 0				
0- 7	0- 0	0- 1	AWAY	0- 0	0- 2	0- 4				
0- 0	0- 0	0- 0	NEUTRAL	0- 0	0- 0	0- 0				
0- 18	0- 0	0- 0	CONFERENCE	0- 0	0- 0	0- 18				
0- 9	0- 0	0- 0	HOME	0- 0	0- 0	0- 9				
0- 9	0- 0	0- 0	AWAY	0- 0	0- 0	0- 9				
0- 0	0- 0	0- 0	NEUTRAL	0- 0	0- 0	0- 0				

RPI 1-25			RPI 26-50			RPI 51-100			RPI 101+			Team's RPI: 349
RPI	S	Opponent	Score	RPI	S	Opponent	Score	RPI	S	Opponent	Score	
40	A	Western Ky.	32 96									

Non-Div I Games: Oakwood 68 65 Concordia (AL) 61 58

Alabama A&M

Loss, Non-Conf, S Site, H Home A Away N Neutral

Average RPI Win:	292	WON-LOST	WINNING	LAST 10	STRENGTH OF	OPP. STRENGTH	TEAM	ADJ.	CONF.	ADJ CONF.
Average RPI Loss:	162	RECORD	PCT. RANK	GAMES	SCHEDULE	OF SCHEDULE	RPI	RPI	RPI	RPI
DIV. I ONLY	13- 15	201	6- 4	275	307	206	206	30	30	
DIV. I NON-CONF.	0- 9	335	0- 0	44	21	282	282	30	30	
TOTALS	RPI 1-25	RPI 26-50	W-L RECORDS	RPI 51-100	RPI 101-150	RPI 150+				
13- 15	0- 2	0- 1	OVERALL	0- 1	0- 3	13- 8				
7- 3	0- 0	0- 0	HOME	0- 0	0- 0	7- 3				
6- 12	0- 0	0- 0	AWAY	0- 0	0- 2	6- 3				
0- 0	0- 0	0- 0	NEUTRAL	0- 0	0- 0	0- 0				
0- 9	0- 2	0- 1	NON-CONFERENCE	0- 1	0- 3	0- 2				
0- 0	0- 0	0- 0	HOME	0- 0	0- 0	0- 0				
0- 9	0- 2	0- 1	AWAY	0- 1	0- 3	0- 2				
0- 0	0- 0	0- 0	NEUTRAL	0- 0	0- 0	0- 0				
13- 6	0- 0	0- 0	CONFERENCE	0- 0	0- 0	13- 6				
7- 3	0- 0	0- 0	HOME	0- 0	0- 0	7- 3				
6- 3	0- 0	0- 0	AWAY	0- 0	0- 0	6- 3				
0- 0	0- 0	0- 0	NEUTRAL	0- 0	0- 0	0- 0				

RPI 1-25				RPI 26-50				RPI 51-100				RPI 101+ Team's RPI: 206			
RPI	S	Opponent	Score	RPI	S	Opponent	Score	RPI	S	Opponent	Score	RPI	S	Opponent	Score
5	A	Mississippi St.	47 90	36	A	LSU	40 93	60	A	Georgia Tech	48 70	116	A	Southern Miss.	43 70
25	A	Ohio St.	61 118									118	A	North Carolina	54 84
												123	A	Troy	66 95
												185	A	Texas Southern	48 52
												185	H	Texas Southern	50 55
												205	A	Grambling	83 76
												205	H	Grambling	45 60
												222	A	Southern U.	53 59
												222	H	Southern U.	75 70
												230	A	Samford	49 63
												266	A	Prairie View	75 61
												266	H	Prairie View	74 61
												286	A	Ark.-Pine Bluff	74 62
												286	H	Ark.-Pine Bluff	51 52
												286	H	Ark.-Pine Bluff	48 46
												297	A	Savannah St.	39 54
												307	A	Alcorn	62 56
												307	H	Alcorn	72 54
												311	A	Mississippi Val.	79 73
												311	H	Mississippi Val.	71 57
												334	A	Jackson St.	62 68
												334	H	Jackson St.	73 64
												349	A	Alabama A&M	52 37
												349	H	Alabama A&M	62 35
LAST 12 Division I GAMES:															
286	H	Ark.-Pine Bluff	48 46	307	A	Alcorn	62 56								
334	A	Jackson St.	62 68	349	H	Alabama A&M	62 35								
205	A	Grambling	83 76	311	H	Mississippi Val.	71 57								
266	H	Prairie View	74 61	286	H	Ark.-Pine Bluff	51 52								
185	H	Texas Southern	50 55	266	A	Prairie View	75 61								
222	A	Southern U.	53 59	185	A	Texas Southern	48 52								

Non-Div I Games: Mobile 84 45

Alabama St.

Loss, Non-Conf, S Site, H Home A Away N Neutral

Average RPI Win:	224	WON-LOST	WINNING	LAST 10	STRENGTH OF	OPP. STRENGTH	TEAM	ADJ.	CONF.	ADJ CONF.
Average RPI Loss:	131	RECORD	PCT. RANK	GAMES	SCHEDULE	OF SCHEDULE	RPI	RPI	RPI	RPI
DIV. I ONLY	19- 11	104	9- 1	191	179	114	114	22	22	
DIV. I NON-CONF.	5- 7	205	0- 0	151	103	175	175	22	22	
TOTALS	RPI 1-25	RPI 26-50	W-L RECORDS	RPI 51-100	RPI 101-150	RPI 150+				
19- 11	0- 2	0- 0	OVERALL	1- 2	1- 3	17- 4				
11- 1	0- 0	0- 0	HOME	1- 0	1- 0	9- 1				
6- 9	0- 1	0- 0	AWAY	0- 2	0- 3	6- 3				
2- 1	0- 1	0- 0	NEUTRAL	0- 0	0- 0	2- 0				
5- 7	0- 2	0- 0	NON-CONFERENCE	0- 1	0- 2	5- 2				
4- 0	0- 0	0- 0	HOME	0- 0	0- 0	4- 0				
1- 6	0- 1	0- 0	AWAY	0- 1	0- 2	1- 2				
0- 1	0- 1	0- 0	NEUTRAL	0- 0	0- 0	0- 0				
14- 4	0- 0	0- 0	CONFERENCE	1- 1	1- 1	12- 2				
7- 1	0- 0	0- 0	HOME	1- 0	1- 0	5- 1				
5- 3	0- 0	0- 0	AWAY	0- 1	0- 1	5- 1				
2- 0	0- 0	0- 0	NEUTRAL	0- 0	0- 0	2- 0				

RPI 1-25				RPI 26-50				RPI 51-100				RPI 101+				Team's RPI: 114	
RPI	S	Opponent	Score	RPI	S	Opponent	Score	RPI	S	Opponent	Score	RPI	S	Opponent	Score		
14	A	Kentucky	46 70					69	A	St. John's (NY)	36 54	120	A	Fordham	82 89		
15	N	Miami (FL)	53 77					76	A	New Hampshire	58 71	124	A	Maine	71 84		
								76	H	New Hampshire	64 55	124	H	Maine	64 60		
												134	A	Yale	53 64		
												157	H	Army West Point	65 59		
												165	H	Fairfield	59 45		
												176	H	Siena	88 86		
												181	A	Hartford	58 52		
												181	H	Hartford	82 71		
												181	N	Hartford	67 65		
												210	A	UMBC	60 63		
												210	H	UMBC	56 64		
												212	A	Binghamton	67 61		
												212	H	Binghamton	80 63		
												216	A	Dartmouth	61 69		
												225	H	Boston U.	69 54		
												249	A	St. Bonaventure	59 67		
												259	A	Stony Brook	75 57		
												259	H	Stony Brook	64 54		
												275	A	Vermont	67 52		
												275	H	Vermont	64 53		
												275	N	Vermont	65 45		
												341	A	Wagner	75 50		
												344	A	UMass Lowell	79 60		
												344	H	UMass Lowell	93 69		
LAST 12 Division I GAMES:																	
				181	N	Hartford	67 65					212	H	Binghamton	80 63		
				275	N	Vermont	65 45					76	H	New Hampshire	64 55		
				181	A	Hartford	58 52					259	A	Stony Brook	75 57		
				275	A	Vermont	67 52					344	A	UMass Lowell	79 60		
				124	H	Maine	64 60					181	H	Hartford	82 71		
				210	A	UMBC	60 63					275	H	Vermont	64 53		

Non-Div I Games: Post 85 61

Albany (NY)

■ Loss,
 ■ Non-Conf, S Site,
 ■ Home
 ■ Away
 N Neutral

Average RPI Win:	307	WON-LOST	WINNING	LAST 10	STRENGTH OF	OPP. STRENGTH	TEAM	ADJ.	CONF.	ADJ CONF.
Average RPI Loss:	189	RECORD	PCT. RANK	GAMES	SCHEDULE	OF SCHEDULE	RPI	RPI	RPI	RPI
DIV. I ONLY	9- 21	280	2- 8	284	329	307	307	30	30	
DIV. I NON-CONF.	0- 11	335	0- 1	114	243	322	322	30	30	
TOTALS	RPI 1-25	RPI 26-50	W-L RECORDS	RPI 51-100	RPI 101-150	RPI 150+				
9- 21	0- 0	0- 0	OVERALL	0- 2	0- 4	9- 15				
6- 5	0- 0	0- 0	HOME	0- 1	0- 0	6- 4				
3- 15	0- 0	0- 0	AWAY	0- 1	0- 1	3- 5				
0- 1	0- 0	0- 0	NEUTRAL	0- 0	0- 0	0- 1				
0- 11	0- 0	0- 0	NON-CONFERENCE	0- 2	0- 4	0- 5				
0- 2	0- 0	0- 0	HOME	0- 1	0- 0	0- 1				
0- 8	0- 0	0- 0	AWAY	0- 1	0- 4	0- 3				
0- 1	0- 0	0- 0	NEUTRAL	0- 0	0- 0	0- 1				
9- 10	0- 0	0- 0	CONFERENCE	0- 0	0- 0	9- 10				
6- 3	0- 0	0- 0	HOME	0- 0	0- 0	6- 3				
3- 7	0- 0	0- 0	AWAY	0- 0	0- 0	3- 7				
0- 0	0- 0	0- 0	NEUTRAL	0- 0	0- 0	0- 0				

RPI 1-25			RPI 26-50			RPI 51-100			RPI 101+			Team's RPI: 307
RPI	S	Opponent	Score	RPI	S	Opponent	Score	RPI	S	Opponent	Score	
						97 A Central Ark.	45 59	103 A Texas Tech		37 90		
						97 H Central Ark.	57 71	116 A Southern Miss.		56 99		
								131 A Arizona		59 74		
								133 A Alabama		43 93		
								167 A TCU		39 95		
								174 A Houston		70 85		
								185 A Texas Southern		45 64		
								185 H Texas Southern		53 57		
								205 A Grambling		63 86		
								205 H Grambling		63 67		
								206 A Alabama St.		54 72		
								206 H Alabama St.		56 62		
								222 A Southern U.		67 73		
								222 A Southern U.		33 45		
								222 H Southern U.		69 63		
								246 A Grand Canyon		44 77		
								251 H Jacksonville St.		66 70		
								266 A Prairie View		60 69		
								266 H Prairie View		62 55		
								267 N Southeast Mo. St.		50 68		
								286 A Ark.-Pine Bluff		56 61		
								286 H Ark.-Pine Bluff		70 48		
								311 A Mississippi Val.		68 60		
								311 H Mississippi Val.		69 49		
								334 A Jackson St.		70 53		
								334 H Jackson St.		74 51		
LAST 12 Division I GAMES:												
						222 A Southern U.	67 73	206 H Alabama St.		56 62		
						267 N Southeast Mo. St.	50 68	286 A Ark.-Pine Bluff		56 61		
						266 A Prairie View	60 69	311 A Mississippi Val.		68 60		
						185 A Texas Southern	45 64	205 H Grambling		63 67		
						222 A Southern U.	33 45	334 H Jackson St.		74 51		
						349 H Alabama A&M	71 42	222 H Southern U.		69 63		

Non-Div I Games:

Alcorn

■ Loss,
 ■ Non-Conf,
 ■ S Site,
 ■ H Home
 ■ A Away
 N Neutral

A
l
c
o
r
n

Alcorn
RPI S Opponent Score

Through Games Of March 8, 2017

RPI	S	Opponent	Score	
349	A	Alabama A&M	73	57
349	H	Alabama A&M	71	42

A
l
c
o
r
n

Alcorn

Average RPI Win:	236	WON-LOST	WINNING	LAST 10	STRENGTH OF	OPP. STRENGTH	TEAM	ADJ.	CONF.	ADJ CONF.
Average RPI Loss:	169	RECORD	PCT. RANK	GAMES	SCHEDULE	OF SCHEDULE	RPI	RPI	RPI	RPI
DIV. I ONLY	15- 15	169	6- 4	185	264	188	188	24	24	
DIV. I NON-CONF.	3- 8	262	0- 0	121	202	241	241	25	25	
TOTALS	RPI 1-25	RPI 26-50	W-L RECORDS	RPI 51-100	RPI 101-150	RPI 150+				
15- 15	0- 0	0- 1	OVERALL	2- 2	1- 4	12- 8				
10- 4	0- 0	0- 0	HOME	2- 0	1- 2	7- 2				
5- 9	0- 0	0- 1	AWAY	0- 2	0- 0	5- 5				
0- 2	0- 0	0- 0	NEUTRAL	0- 0	0- 1	0- 1				
3- 8	0- 0	0- 1	NON-CONFERENCE	1- 1	0- 3	2- 3				
2- 2	0- 0	0- 0	HOME	1- 0	0- 2	1- 0				
1- 4	0- 0	0- 1	AWAY	0- 1	0- 0	1- 2				
0- 2	0- 0	0- 0	NEUTRAL	0- 0	0- 1	0- 1				
12- 7	0- 0	0- 0	CONFERENCE	1- 1	1- 1	10- 5				
8- 2	0- 0	0- 0	HOME	1- 0	1- 0	6- 2				
4- 5	0- 0	0- 0	AWAY	0- 1	0- 1	4- 3				
0- 0	0- 0	0- 0	NEUTRAL	0- 0	0- 0	0- 0				

RPI S	Opponent	Score	RPI S	Opponent	Score	RPI S	Opponent	Score	RPI S	Opponent	Score	Team's RPI: 188
47	A Michigan	33 82	52	H George Washington	66 61	127	H William & Mary	34 48				
			71	A Bucknell	67 73	135	H Delaware	55 56				
			71	H Bucknell	59 47	137	A Navy	44 60				
			85	A Penn St.	65 70	137	H Navy	50 48				
						143	N VCU	62 68				
						157	A Army West Point	51 53				
						157	H Army West Point	57 68				
						171	A La Salle	59 63				
						178	A Hofstra	67 72				
						210	H UMBC	70 53				
						225	A Boston U.	62 71				
						225	H Boston U.	57 51				
						225	H Boston U.	73 62				
						261	N Georgia St.	58 59				
						268	A Loyola Maryland	60 45				
						268	H Loyola Maryland	66 59				
						274	A Colgate	73 62				
						274	H Colgate	68 57				
						300	A Lafayette	76 52				
						300	H Lafayette	75 45				
						306	A Lehigh	70 58				
						306	H Lehigh	68 51				
						317	A Holy Cross	46 51				
						317	H Holy Cross	60 61				
						319	A Youngstown St.	77 64				
LAST 12 Division I GAMES:												
225	H Boston U.	57 51	157	H Army West Point	57 68							
137	A Navy	44 60	225	A Boston U.	62 71							
268	H Loyola Maryland	66 59	306	A Lehigh	70 58							
137	H Navy	50 48	71	H Bucknell	59 47							
317	A Holy Cross	46 51	274	A Colgate	73 62							
300	H Lafayette	75 45	317	H Holy Cross	60 61							

Non-Div I Games:

American

■ Loss,
 ■ Non-Conf,
 ■ S Site,
 ■ Home
 ■ A Away
 N Neutral

Appalachian St.

Through Games Of March 8, 2017

Average RPI Win:	263	WON-LOST	WINNING	LAST 10	STRENGTH OF	OPP. STRENGTH	TEAM	ADJ.	CONF.	ADJ CONF.
Average RPI Loss:	146	RECORD	PCT. RANK	GAMES	SCHEDULE	OF SCHEDULE	RPI	RPI	RPI	RPI
DIV. I ONLY	12- 18	226	4- 6	178	249	215	215	21	21	
DIV. I NON-CONF.	5- 6	186	0- 0	152	216	171	171	19	19	
TOTALS	RPI 1-25	RPI 26-50	W-L RECORDS	RPI 51-100	RPI 101-150	RPI 150+				
12- 18	0- 2	0- 2	OVERALL	0- 3	0- 2	12- 9				
5- 8	0- 0	0- 1	HOME	0- 1	0- 1	5- 5				
5- 10	0- 2	0- 1	AWAY	0- 2	0- 1	5- 4				
2- 0	0- 0	0- 0	NEUTRAL	0- 0	0- 0	2- 0				
5- 6	0- 2	0- 0	NON-CONFERENCE	0- 1	0- 1	5- 2				
2- 2	0- 0	0- 0	HOME	0- 0	0- 1	2- 1				
2- 4	0- 2	0- 0	AWAY	0- 1	0- 0	2- 1				
1- 0	0- 0	0- 0	NEUTRAL	0- 0	0- 0	1- 0				
7- 12	0- 0	0- 2	CONFERENCE	0- 2	0- 1	7- 7				
3- 6	0- 0	0- 1	HOME	0- 1	0- 0	3- 4				
3- 6	0- 0	0- 1	AWAY	0- 1	0- 1	3- 3				
1- 0	0- 0	0- 0	NEUTRAL	0- 0	0- 0	1- 0				

RPI 1-25				RPI 26-50				RPI 51-100				RPI 101+ Team's RPI: 215			
RPI	S	Opponent	Score	RPI	S	Opponent	Score	RPI	S	Opponent	Score	RPI	S	Opponent	Score
17	A	DePaul	58 99	45	A	Little Rock	55 67	60	A	Georgia Tech	52 81	123	A	Troy	77 86
20	A	Tennessee	66 92	45	H	Little Rock	69 77	84	A	UT Arlington	63 74	126	H	Radford	54 57
								84	H	UT Arlington	62 73	158	H	Louisiana	58 68
												164	A	Texas St.	66 64
												164	H	Texas St.	37 53
												201	A	ETSU	71 68
												213	H	Col. of Charleston	62 65
												229	A	Liberty	66 57
												233	A	Richmond	46 55
												238	H	UNC Asheville	81 51
												243	A	South Ala.	41 54
												250	A	Ga. Southern	50 53
												250	H	Ga. Southern	73 48
												254	A	Coastal Caro.	55 60
												254	H	Coastal Caro.	53 56
												254	N	Coastal Caro.	79 58
												261	A	Georgia St.	67 63
												261	H	Georgia St.	55 59
												278	H	N.C. A&T	71 58
												313	N	Gardner-Webb	72 67
												318	A	Arkansas St.	81 72
												318	H	Arkansas St.	76 50
												332	H	La.-Monroe	79 61
LAST 12 Division I GAMES:															
254	N	Coastal Caro.	79 58	261	H	Georgia St.	55 59	250	H	Ga. Southern	73 48				
254	H	Coastal Caro.	53 56	318	A	Arkansas St.	81 72	45	A	Little Rock	55 67				
332	H	La.-Monroe	79 61	84	H	UT Arlington	62 73	164	H	Texas St.	37 53				
158	H	Louisiana	58 68												
243	A	South Ala.	41 54												
123	A	Troy	77 86												

Non-Div I Games:

Appalachian St.

■ Loss,
 ■ Non-Conf,
 ■ S Site,
 ■ Home
 ■ Away
 N Neutral

Average RPI Win:	178	WON-LOST	WINNING	LAST 10	STRENGTH OF	OPP. STRENGTH	TEAM	ADJ.	CONF.	ADJ CONF.
Average RPI Loss:	52	RECORD	PCT. RANK	GAMES	SCHEDULE	OF SCHEDULE	RPI	RPI	RPI	RPI
DIV. I ONLY	14- 16	193	3- 7	67	37	131	131	1	1	
DIV. I NON-CONF.	9- 2	37	0- 0	304	311	125	125	1	1	
TOTALS	RPI 1-25	RPI 26-50	W-L RECORDS	RPI 51-100	RPI 101-150	RPI 150+				
14- 16	0- 7	1- 3	OVERALL	2- 3	3- 1	8- 2				
9- 7	0- 4	1- 1	HOME	1- 1	1- 0	6- 1				
5- 8	0- 3	0- 1	AWAY	1- 2	2- 1	2- 1				
0- 1	0- 0	0- 1	NEUTRAL	0- 0	0- 0	0- 0				
9- 2	0- 0	0- 0	NON-CONFERENCE	0- 0	1- 0	8- 2				
6- 1	0- 0	0- 0	HOME	0- 0	0- 0	6- 1				
3- 1	0- 0	0- 0	AWAY	0- 0	1- 0	2- 1				
0- 0	0- 0	0- 0	NEUTRAL	0- 0	0- 0	0- 0				
5- 14	0- 7	1- 3	CONFERENCE	2- 3	2- 1	0- 0				
3- 6	0- 4	1- 1	HOME	1- 1	1- 0	0- 0				
2- 7	0- 3	0- 1	AWAY	1- 2	1- 1	0- 0				
0- 1	0- 0	0- 1	NEUTRAL	0- 0	0- 0	0- 0				

RPI	S	Opponent	Score	RPI	S	Opponent	Score	RPI	S	Opponent	Score	RPI	S	Opponent	Score	Team's RPI: 131
4	H	Oregon St.	57 65	34	A	Arizona St.	54 67	54	A	California	60 71	102	A	Washington St.	70 62	
6	A	Stanford	46 73	34	H	Arizona St.	62 58	54	H	California	64 74	102	H	Washington St.	56 55	
6	H	Stanford	55 77	35	H	Oregon	65 79	78	A	Utah	81 70	108	A	Colorado	56 65	
9	A	Washington	55 91	35	N	Oregon	63 70	89	A	Southern California	54 58	140	A	New Mexico St.	74 63	
9	H	Washington	73 90					89	H	Southern California	67 62	183	H	North Texas	58 62	
10	A	UCLA	49 69									187	A	Kansas	51 75	
10	H	UCLA	56 79									189	H	Utah St.	61 57	
												193	A	George Mason	81 70	
												205	H	Grambling	73 46	
												207	H	Portland St.	75 52	
												223	H	San Diego	76 59	
												290	A	Southern Utah	77 65	
												307	H	Alcorn	74 59	
												337	H	Fla. Atlantic	77 67	
LAST 12 Division I GAMES:																
35	N	Oregon	63 70	9	A	Washington	55 91									
89	H	Southern California	67 62	4	H	Oregon St.	57 65									
10	H	UCLA	56 79	35	H	Oregon	65 79									
34	A	Arizona St.	54 67	10	A	UCLA	49 69									
34	H	Arizona St.	62 58	89	A	Southern California	54 58									
102	A	Washington St.	70 62	54	A	California	60 71									

Non-Div I Games:

Arizona

Average RPI Win:	121	WON-LOST	WINNING	LAST 10	STRENGTH OF	OPP. STRENGTH	TEAM	ADJ.	CONF.	ADJ CONF.
Average RPI Loss:	27	RECORD	PCT. RANK	GAMES	SCHEDULE	OF SCHEDULE	RPI	RPI	RPI	RPI
DIV. I ONLY	19- 12	109	5- 5	25	2	34	34	1	1	
DIV. I NON-CONF.	9- 2	37	0- 0	81	51	31	31	1	1	
TOTALS	RPI 1-25	RPI 26-50	W-L RECORDS	RPI 51-100	RPI 101-150	RPI 150+				
19- 12	1- 9	1- 1	OVERALL	8- 1	4- 1	5- 0				
11- 4	0- 4	1- 0	HOME	3- 0	2- 0	5- 0				
6- 6	1- 3	0- 1	AWAY	3- 1	2- 1	0- 0				
2- 2	0- 2	0- 0	NEUTRAL	2- 0	0- 0	0- 0				
9- 2	1- 1	0- 1	NON-CONFERENCE	3- 0	0- 0	5- 0				
6- 0	0- 0	0- 0	HOME	1- 0	0- 0	5- 0				
2- 1	1- 0	0- 1	AWAY	1- 0	0- 0	0- 0				
1- 1	0- 1	0- 0	NEUTRAL	1- 0	0- 0	0- 0				
10- 10	0- 8	1- 0	CONFERENCE	5- 1	4- 1	0- 0				
5- 4	0- 4	1- 0	HOME	2- 0	2- 0	0- 0				
4- 5	0- 3	0- 0	AWAY	2- 1	2- 1	0- 0				
1- 1	0- 1	0- 0	NEUTRAL	1- 0	0- 0	0- 0				

RPI S	Opponent	Score	RPI S	Opponent	Score	RPI S	Opponent	Score	RPI S	Opponent	Score
4	H Oregon St.	45 54	27	A Marquette	63 75	54	A California	54 45	102	A Washington St.	61 58
6	A Stanford	56 66	35	H Oregon	68 63	54	H California	72 62	102	H Washington St.	68 49
6	H Stanford	57 64				69	N St. John's (NY)	54 41	108	A Colorado	71 52
9	A Washington	57 70				78	A Utah	66 44	131	A Arizona	58 62
9	H Washington	54 65				78	N Utah	72 54	131	H Arizona	67 54
10	A UCLA	60 69				82	H Florida	69 63	161	H Oral Roberts	79 52
10	H UCLA	52 55				83	A Middle Tenn.	69 48	200	H San Jose St.	82 37
10	N UCLA	68 77				89	A Southern California	50 65	225	H Boston U.	71 42
14	A Kentucky	73 71				89	H Southern California	69 62	314	H Illinois St.	76 40
16	N Maryland	42 83							317	H Holy Cross	63 33
LAST 12 Division I GAMES:											
10	N UCLA	68 77	9	A Washington	57 70						
78	N Utah	72 54	102	A Washington St.	61 58						
10	H UCLA	52 55	35	H Oregon	68 63						
89	H Southern California	69 62	4	H Oregon St.	45 54						
131	H Arizona	67 54	89	A Southern California	50 65						
131	A Arizona	58 62	10	A UCLA	60 69						

Non-Div I Games:

Arizona St.

Average RPI Win:	273	WON-LOST	WINNING	LAST 10	STRENGTH OF	OPP. STRENGTH	TEAM	ADJ.	CONF.	ADJ CONF.
Average RPI Loss:	210	RECORD	PCT. RANK	GAMES	SCHEDULE	OF SCHEDULE	RPI	RPI	RPI	RPI
DIV. I ONLY	10- 18	252	5- 5	308	330	286	286	30	30	
DIV. I NON-CONF.	1- 8	314	0- 0	116	214	288	288	30	30	
TOTALS	RPI 1-25	RPI 26-50	W-L RECORDS	RPI 51-100	RPI 101-150	RPI 150+				
10- 18	0- 1	0- 1	OVERALL	0- 0	0- 1	10- 15				
5- 5	0- 0	0- 0	HOME	0- 0	0- 0	5- 5				
4- 12	0- 1	0- 1	AWAY	0- 0	0- 1	4- 9				
1- 1	0- 0	0- 0	NEUTRAL	0- 0	0- 0	1- 1				
1- 8	0- 1	0- 1	NON-CONFERENCE	0- 0	0- 1	1- 5				
0- 1	0- 0	0- 0	HOME	0- 0	0- 0	0- 1				
0- 6	0- 1	0- 1	AWAY	0- 0	0- 1	0- 3				
1- 1	0- 0	0- 0	NEUTRAL	0- 0	0- 0	1- 1				
9- 10	0- 0	0- 0	CONFERENCE	0- 0	0- 0	9- 10				
5- 4	0- 0	0- 0	HOME	0- 0	0- 0	5- 4				
4- 6	0- 0	0- 0	AWAY	0- 0	0- 0	4- 6				
0- 0	0- 0	0- 0	NEUTRAL	0- 0	0- 0	0- 0				

RPI 1-25				RPI 26-50				RPI 51-100				RPI 101+ Team's RPI: 286			
RPI	S	Opponent	Score	RPI	S	Opponent	Score	RPI	S	Opponent	Score	RPI	S	Opponent	Score
4	A	Oregon St.	40 73	37	A	South Dakota St.	45 103					119	A	Ball St.	60 88
												180	A	Cincinnati	42 72
												185	A	Texas Southern	71 60
												185	H	Texas Southern	49 45
												191	N	Campbell	31 51
												204	A	Xavier	41 62
												205	A	Grambling	54 56
												205	H	Grambling	58 68
												206	A	Alabama St.	46 48
												206	A	Alabama St.	52 51
												206	H	Alabama St.	62 74
												208	A	Illinois	58 70
												222	A	Southern U.	50 67
												222	H	Southern U.	63 59
												262	H	Austin Peay	55 69
												266	A	Prairie View	57 62
												266	H	Prairie View	64 47
												307	A	Alcorn	48 70
												307	H	Alcorn	61 56
												311	A	Mississippi Val.	54 57
												311	H	Mississippi Val.	63 73
												330	N	Morgan St.	53 44
												334	A	Jackson St.	78 71
												334	H	Jackson St.	56 80
												349	A	Alabama A&M	65 55
												349	H	Alabama A&M	61 57
LAST 12 Division I GAMES:															
206	A	Alabama St.	46 48	307	H	Alcorn	61 56								
311	A	Mississippi Val.	54 57	222	H	Southern U.	63 59								
334	H	Jackson St.	56 80	349	A	Alabama A&M	65 55								
205	H	Grambling	58 68	206	A	Alabama St.	52 51								
266	A	Prairie View	57 62	334	A	Jackson St.	78 71								
185	A	Texas Southern	71 60	205	A	Grambling	54 56								

Non-Div I Games: Philander Smith 88 65 Tougaloo 71 60

Ark.-Pine Bluff

■ Loss,
 ■ Non-Conf,
 ■ S Site,
 ■ Home
 ■ A Away
 N Neutral

Arkansas

Through Games Of March 8, 2017

Average RPI Win:	195	WON-LOST	WINNING	LAST 10	STRENGTH OF	OPP. STRENGTH	TEAM	ADJ.	CONF.	ADJ CONF.
Average RPI Loss:	60	RECORD	PCT. RANK	GAMES	SCHEDULE	OF SCHEDULE	RPI	RPI	RPI	RPI
DIV. I ONLY	13- 17	211	0- 10	101	47	173	173	2	2	
DIV. I NON-CONF.	11- 2	23	0- 0	290	208	100	100	2	2	
TOTALS	RPI 1-25	RPI 26-50	W-L RECORDS	RPI 51-100	RPI 101-150	RPI 150+				
13- 17	0- 7	0- 3	OVERALL	1- 3	6- 2	6- 2				
9- 8	0- 4	0- 2	HOME	1- 1	3- 0	5- 1				
2- 8	0- 3	0- 1	AWAY	0- 1	2- 2	0- 1				
2- 1	0- 0	0- 0	NEUTRAL	0- 1	1- 0	1- 0				
11- 2	0- 0	0- 0	NON-CONFERENCE	1- 0	4- 0	6- 2				
8- 1	0- 0	0- 0	HOME	1- 0	2- 0	5- 1				
1- 1	0- 0	0- 0	AWAY	0- 0	1- 0	0- 1				
2- 0	0- 0	0- 0	NEUTRAL	0- 0	1- 0	1- 0				
2- 15	0- 7	0- 3	CONFERENCE	0- 3	2- 2	0- 0				
1- 7	0- 4	0- 2	HOME	0- 1	1- 0	0- 0				
1- 7	0- 3	0- 1	AWAY	0- 1	1- 2	0- 0				
0- 1	0- 0	0- 0	NEUTRAL	0- 1	0- 0	0- 0				

RPI 1-25				RPI 26-50				RPI 51-100				RPI 101+ Team's RPI: 173			
RPI	S	Opponent	Score	RPI	S	Opponent	Score	RPI	S	Opponent	Score	RPI	S	Opponent	Score
3	H	South Carolina	49 79	36	A	LSU	46 53	77	H	South Dakota	70 67	101	H	Stetson	79 62
5	H	Mississippi St.	51 59	36	H	LSU	52 53	82	A	Florida	53 57	103	H	Texas Tech	66 60
14	H	Kentucky	62 69	46	H	Auburn	64 70	82	N	Florida	61 71	111	A	Vanderbilt	64 66
20	A	Tennessee	46 59					86	H	Georgia	66 69	111	H	Vanderbilt	59 56
22	A	Texas A&M	65 90									117	A	Ole Miss	64 73
23	A	Missouri	56 67									133	A	Alabama	68 50
23	H	Missouri	46 60									137	N	Navy	70 67
												142	A	Tulsa	57 50
												154	A	Missouri St.	62 64
												161	H	Oral Roberts	60 70
												166	N	Memphis	91 61
												260	H	Butler	68 50
												294	H	Northwestern St.	65 36
												332	H	La.-Monroe	92 46
												338	H	Houston Baptist	101 40
												340	H	Sam Houston St.	71 39
LAST 12 Division I GAMES:															
		82	N	Florida	61	71		82	A	Florida	53	57			
		46	H	Auburn	64	70		3	H	South Carolina	49	79			
		111	A	Vanderbilt	64	66		86	H	Georgia	66	69			
		20	A	Tennessee	46	59		36	A	LSU	46	53			
		14	H	Kentucky	62	69		23	H	Missouri	46	60			
		23	A	Missouri	56	67		111	H	Vanderbilt	59	56			

Non-Div I Games:

Arkansas

■ Loss,
■ Non-Conf, S Site,
■ Home
■ Away
N Neutral

Average RPI Win: 250	WON-LOST	WINNING	LAST 10	STRENGTH OF	OPP. STRENGTH	TEAM	ADJ.	CONF.	ADJ CONF.
Average RPI Loss: 163	RECORD	PCT. RANK	GAMES	SCHEDULE	OF SCHEDULE	RPI	RPI	RPI	RPI
DIV. I ONLY	7- 24	313	3- 7	260	159	318	318	21	21
DIV. I NON-CONF.	2- 10	305	0- 0	254	45	313	313	19	19
TOTALS	RPI 1-25	RPI 26-50	W-L RECORDS	RPI 51-100	RPI 101-150	RPI 150+			
7- 24	0- 0	0- 3	OVERALL	0- 5	1- 2	6- 14			
5- 7	0- 0	0- 2	HOME	0- 1	1- 1	4- 3			
0- 15	0- 0	0- 1	AWAY	0- 3	0- 1	0- 10			
2- 2	0- 0	0- 0	NEUTRAL	0- 1	0- 0	2- 1			
2- 10	0- 0	0- 1	NON-CONFERENCE	0- 4	1- 0	1- 5			
1- 2	0- 0	0- 1	HOME	0- 1	1- 0	0- 0			
0- 6	0- 0	0- 0	AWAY	0- 2	0- 0	0- 4			
1- 2	0- 0	0- 0	NEUTRAL	0- 1	0- 0	1- 1			
5- 14	0- 0	0- 2	CONFERENCE	0- 1	0- 2	5- 9			
4- 5	0- 0	0- 1	HOME	0- 0	0- 1	4- 3			
0- 9	0- 0	0- 1	AWAY	0- 1	0- 1	0- 6			
1- 0	0- 0	0- 0	NEUTRAL	0- 0	0- 0	1- 0			

RPI S	Opponent	Score	RPI S	Opponent	Score	RPI S	Opponent	Score	RPI S	Opponent	Score	Team's RPI: 318
30	H South Fla.	59 78	54	N California	55 80	123	A Troy	77 90				
45	A Little Rock	59 73	59	A Iowa St.	53 105	123	H Troy	75 83				
45	H Little Rock	35 60	80	A Oklahoma St.	34 76	142	H Tulsa	83 80				
			82	H Florida	60 71	158	A Louisiana	60 72				
			84	A UT Arlington	58 69	158	H Louisiana	72 80				
						164	A Texas St.	43 63				
						179	A Wichita St.	51 69				
						215	A Appalachian St.	50 76				
						215	H Appalachian St.	72 81				
						220	A UT Martin	63 68				
						243	A South Ala.	49 71				
						243	H South Ala.	56 53				
						250	H Ga. Southern	76 84				
						250	N Ga. Southern	61 54				
						252	A Tennessee St.	66 76				
						254	A Coastal Caro.	55 57				
						254	H Coastal Caro.	60 52				
						261	H Georgia St.	59 57				
						262	A Austin Peay	55 62				
						271	N Kennesaw St.	70 67				
						296	N Northern Ky.	78 83				
						332	A La.-Monroe	51 59				
						332	H La.-Monroe	71 56				
LAST 12 Division I GAMES:												
250	N Ga. Southern	61 54	84	A UT Arlington	58 69							
243	A South Ala.	49 71	164	A Texas St.	43 63							
123	A Troy	77 90	215	H Appalachian St.	72 81							
250	H Ga. Southern	76 84	254	H Coastal Caro.	60 52							
261	H Georgia St.	59 57	332	A La.-Monroe	51 59							
45	H Little Rock	35 60	158	A Louisiana	60 72							

Non-Div I Games:

Arkansas St.

■ Loss,
■ Non-Conf,
■ S Site,
■ H Home
■ A Away
N Neutral

Army West Point

Through Games Of March 8, 2017

Average RPI Win:	271	WON-LOST	WINNING	LAST 10	STRENGTH OF	OPP. STRENGTH	TEAM	ADJ.	CONF.	ADJ CONF.
Average RPI Loss:	137	RECORD	PCT. RANK	GAMES	SCHEDULE	OF SCHEDULE	RPI	RPI	RPI	RPI
DIV. I ONLY	21- 8	58	8- 2	329	263	157	157	24	24	
DIV. I NON-CONF.	8- 2	49	0- 0	340	265	146	146	25	25	
TOTALS	RPI 1-25	RPI 26-50	W-L RECORDS	RPI 51-100	RPI 101-150	RPI 150+				
21- 8	0- 0	0- 0	OVERALL	0- 3	2- 3	19- 2				
12- 3	0- 0	0- 0	HOME	0- 1	1- 1	11- 1				
9- 5	0- 0	0- 0	AWAY	0- 2	1- 2	8- 1				
0- 0	0- 0	0- 0	NEUTRAL	0- 0	0- 0	0- 0				
8- 2	0- 0	0- 0	NON-CONFERENCE	0- 1	2- 1	6- 0				
5- 0	0- 0	0- 0	HOME	0- 0	1- 0	4- 0				
3- 2	0- 0	0- 0	AWAY	0- 1	1- 1	2- 0				
0- 0	0- 0	0- 0	NEUTRAL	0- 0	0- 0	0- 0				
13- 6	0- 0	0- 0	CONFERENCE	0- 2	0- 2	13- 2				
7- 3	0- 0	0- 0	HOME	0- 1	0- 1	7- 1				
6- 3	0- 0	0- 0	AWAY	0- 1	0- 1	6- 1				
0- 0	0- 0	0- 0	NEUTRAL	0- 0	0- 0	0- 0				

RPI S	Opponent	Score	RPI S	Opponent	Score	RPI S	Opponent	Score	RPI S	Opponent	Score	Team's RPI: 157
						71	A Bucknell	62 68	114	A Albany (NY)	59 65	
						71	H Bucknell	56 60	134	H Yale	59 55	
						72	A Minnesota	52 70	135	A Delaware	61 47	
									137	A Navy	62 67	
									137	H Navy	58 63	
									188	A American	68 57	
									188	H American	53 51	
									216	A Dartmouth	68 60	
									225	A Boston U.	64 52	
									225	H Boston U.	62 66	
									268	A Loyola Maryland	62 71	
									268	H Loyola Maryland	67 48	
									274	A Colgate	76 69	
									274	H Colgate	83 76	
									274	H Colgate	57 47	
									300	A Lafayette	63 55	
									300	H Lafayette	76 73	
									306	A Lehigh	75 71	
									306	H Lehigh	70 52	
									317	A Holy Cross	67 59	
									317	H Holy Cross	60 41	
									322	H Air Force	75 47	
									325	H St. Francis Brooklyn	69 46	
									336	A LIU Brooklyn	68 47	
									339	H Fairleigh Dickinson	86 58	
									341	H Wagner	85 40	
LAST 12 Division I GAMES:												
274	H Colgate	83 76	188	A American	68 57							
225	H Boston U.	62 66	274	H Colgate	57 47							
306	H Lehigh	70 52	268	H Loyola Maryland	67 48							
225	A Boston U.	64 52	300	A Lafayette	63 55							
137	A Navy	62 67	71	A Bucknell	62 68							
317	H Holy Cross	60 41	137	H Navy	58 63							

Non-Div I Games: Mercy 90 48

Army West Point

Loss, Non-Conf, S Site, H Home A Away N Neutral

Average RPI Win: 130	WON-LOST	WINNING	LAST 10	STRENGTH OF	OPP. STRENGTH	TEAM	ADJ.	CONF.	ADJ CONF.
Average RPI Loss: 52	RECORD	PCT. RANK	GAMES	SCHEDULE	OF SCHEDULE	RPI	RPI	RPI	RPI
DIV. I ONLY	17- 14	142	3- 7	15	44	46	46	2	2
DIV. I NON-CONF.	10- 4	80	0- 0	35	103	36	36	2	2
TOTALS	RPI 1-25	RPI 26-50	W-L RECORDS	RPI 51-100	RPI 101-150	RPI 150+			
17- 14	1- 7	3- 1	OVERALL	2- 3	6- 3	5- 0			
7- 6	1- 3	2- 0	HOME	1- 1	2- 2	1- 0			
7- 6	0- 4	0- 0	AWAY	1- 1	3- 1	3- 0			
3- 2	0- 0	1- 1	NEUTRAL	0- 1	1- 0	1- 0			
10- 4	0- 1	2- 1	NON-CONFERENCE	1- 1	3- 1	4- 0			
4- 1	0- 0	1- 0	HOME	1- 0	1- 1	1- 0			
3- 2	0- 1	0- 0	AWAY	0- 1	1- 0	2- 0			
3- 1	0- 0	1- 1	NEUTRAL	0- 0	1- 0	1- 0			
7- 10	1- 6	1- 0	CONFERENCE	1- 2	3- 2	1- 0			
3- 5	1- 3	1- 0	HOME	0- 1	1- 1	0- 0			
4- 4	0- 3	0- 0	AWAY	1- 0	2- 1	1- 0			
0- 1	0- 0	0- 0	NEUTRAL	0- 1	0- 0	0- 0			

RPI S	Opponent	Score	RPI S	Opponent	Score	Team's RPI: 46	RPI S	Opponent	Score	RPI S	Opponent	Score
3	A South Carolina	41 60	28	N Drake	85 80		75	A Tulane	59 61	105	H Virginia Tech	87 92
3	H South Carolina	47 73	36	H LSU	54 49		82	A Florida	82 75	111	A Vanderbilt	64 59
5	H Mississippi St.	47 77	39	N West Virginia	52 56		86	H Georgia	51 57	117	A Ole Miss	59 63
14	H Kentucky	60 64	49	H Indiana	71 67		86	N Georgia	52 56	117	H Ole Miss	83 60
20	H Tennessee	79 61					95	H Jacksonville	53 41	119	N Ball St.	54 40
21	A Kansas St.	66 71								123	H Troy	61 52
22	A Texas A&M	61 66								133	A Alabama	66 55
23	A Missouri	53 68								133	H Alabama	61 63
										144	A Louisiana Tech	76 66
										170	A East Carolina	61 52
										173	A Arkansas	70 64
										232	N Marist	52 51
										278	A N.C. A&T	68 36
										297	H Savannah St.	75 46
LAST 12 Division I GAMES:												
			86	N Georgia	52 56		3	A South Carolina	41 60			
			173	A Arkansas	70 64		22	A Texas A&M	61 66			
			36	H LSU	54 49		5	H Mississippi St.	47 77			
			133	H Alabama	61 63		133	A Alabama	66 55			
			117	A Ole Miss	59 63		23	A Missouri	53 68			
			86	H Georgia	51 57		14	H Kentucky	60 64			

Non-Div I Games:

Auburn

■ Loss,
■ Non-Conf,
■ S Site,
■ H Home
■ A Away
N Neutral

Average RPI Win:	261	WON-LOST	WINNING	LAST 10	STRENGTH OF	OPP. STRENGTH	TEAM	ADJ.	CONF.	ADJ CONF.
Average RPI Loss:	190	RECORD	PCT. RANK	GAMES	SCHEDULE	OF SCHEDULE	RPI	RPI	RPI	RPI
DIV. I ONLY	12- 16	217	4- 6	296	268	262	262	26	26	
DIV. I NON-CONF.	4- 7	224	0- 0	229	248	260	260	26	26	
TOTALS	RPI 1-25	RPI 26-50	W-L RECORDS	RPI 51-100	RPI 101-150	RPI 150+				
12- 16	0- 0	0- 1	OVERALL	0- 3	0- 1	12- 11				
8- 5	0- 0	0- 1	HOME	0- 1	0- 0	8- 3				
4- 9	0- 0	0- 0	AWAY	0- 2	0- 1	4- 6				
0- 2	0- 0	0- 0	NEUTRAL	0- 0	0- 0	0- 2				
4- 7	0- 0	0- 1	NON-CONFERENCE	0- 2	0- 1	4- 3				
3- 2	0- 0	0- 1	HOME	0- 0	0- 0	3- 1				
1- 4	0- 0	0- 0	AWAY	0- 2	0- 1	1- 1				
0- 1	0- 0	0- 0	NEUTRAL	0- 0	0- 0	0- 1				
8- 9	0- 0	0- 0	CONFERENCE	0- 1	0- 0	8- 8				
5- 3	0- 0	0- 0	HOME	0- 1	0- 0	5- 2				
3- 5	0- 0	0- 0	AWAY	0- 0	0- 0	3- 5				
0- 1	0- 0	0- 0	NEUTRAL	0- 0	0- 0	0- 1				

RPI S	Opponent	Score	RPI S	Opponent	Score	RPI S	Opponent	Score	RPI S	Opponent	Score	Team's RPI: 262
40	H Western Ky.	65 85	58	H Belmont	71 80	117	A Ole Miss	38 66				
			83	A Middle Tenn.	51 82	177	H Morehead St.	71 81				
			94	A UCF	43 61	201	H ETSU	77 74				
						203	A SIUE	69 76				
						203	H SIUE	85 62				
						220	A UT Martin	80 83				
						220	H UT Martin	85 60				
						220	N UT Martin	43 59				
						241	A Evansville	54 68				
						247	H Miami (OH)	58 73				
						249	N St. Bonaventure	57 58				
						251	A Jacksonville St.	45 65				
						252	H Tennessee St.	79 63				
						264	A Murray St.	62 67				
						264	H Murray St.	75 63				
						267	A Southeast Mo. St.	74 64				
						267	H Southeast Mo. St.	84 74				
						270	A Eastern Ky.	71 80				
						271	H Kennesaw St.	68 49				
						281	A Tennessee Tech	87 84				
						286	A Ark.-Pine Bluff	69 55				
						301	A Eastern Ill.	69 59				
						301	H Eastern Ill.	73 78				
						318	H Arkansas St.	62 55				
LAST 12 Division I GAMES:												
220	N	UT Martin	43	59	252	H	Tennessee St.	79	63			
267	A	Southeast Mo. St.	74	64	270	A	Eastern Ky.	71	80			
220	H	UT Martin	85	60	267	H	Southeast Mo. St.	84	74			
301	H	Eastern Ill.	73	78	220	A	UT Martin	80	83			
203	A	SIUE	69	76	264	H	Murray St.	75	63			
264	A	Murray St.	62	67	301	A	Eastern Ill.	69	59			

Non-Div I Games: Trevecca Nazarene 69 51 Christian Bros. 76 57

Austin Peay

■ Loss,
 ■ Non-Conf,
 ■ S Site,
 ■ Home
 ■ A Away
 N Neutral

Average RPI Win:	206	WON-LOST	WINNING	LAST 10	STRENGTH OF	OPP. STRENGTH	TEAM	ADJ.	CONF.	ADJ CONF.
Average RPI Loss:	89	RECORD	PCT. RANK	GAMES	SCHEDULE	OF SCHEDULE	RPI	RPI	RPI	RPI
DIV. I ONLY	20- 11	97	7- 3	134	100	88	88	14	14	
DIV. I NON-CONF.	6- 5	148	0- 0	65	10	81	81	13	13	
TOTALS	RPI 1-25	RPI 26-50	W-L RECORDS	RPI 51-100	RPI 101-150	RPI 150+				
20- 11	0- 3	0- 0	OVERALL	1- 3	5- 3	14- 2				
10- 2	0- 2	0- 0	HOME	1- 0	2- 0	7- 0				
6- 7	0- 0	0- 0	AWAY	0- 3	0- 2	6- 2				
4- 2	0- 1	0- 0	NEUTRAL	0- 0	3- 1	1- 0				
6- 5	0- 3	0- 0	NON-CONFERENCE	0- 2	3- 0	3- 0				
1- 2	0- 2	0- 0	HOME	0- 0	0- 0	1- 0				
2- 2	0- 0	0- 0	AWAY	0- 2	0- 0	2- 0				
3- 1	0- 1	0- 0	NEUTRAL	0- 0	3- 0	0- 0				
14- 6	0- 0	0- 0	CONFERENCE	1- 1	2- 3	11- 2				
9- 0	0- 0	0- 0	HOME	1- 0	2- 0	6- 0				
4- 5	0- 0	0- 0	AWAY	0- 1	0- 2	4- 2				
1- 1	0- 0	0- 0	NEUTRAL	0- 0	0- 1	1- 0				

RPI 1-25			RPI 26-50			RPI 51-100			Team's RPI: 88	RPI 101+		
RPI	S	Opponent	Score	RPI	S	Opponent	Score	RPI	S	Opponent	Score	RPI
4	N	Oregon St.	56 65					63	A	Gonzaga	52 87	104
9	H	Washington	70 82					63	H	Gonzaga	71 63	109
19	H	Oklahoma	61 68					78	A	Utah	60 77	109
								86	A	Georgia	51 81	109
												N
												112
												N
												138
												A
												H
												142
												N
												163
												A
												H
												189
												A
												202
												A
												202
												H
												223
												A
												H
												223
												N
												235
												H
												244
												A
												H
												244
												H
												277
												A
												H
												277
												H
												312
												A
												H
												312
												H
												328
												A

LAST 12 Division I GAMES:

109	N	St. Mary's (CA)	49 59	138	H	San Francisco	73 61
223	N	San Diego	75 66	312	H	Pepperdine	88 49
63	H	Gonzaga	71 63	277	A	Portland	77 38
277	H	Portland	73 60	63	A	Gonzaga	52 87
109	A	St. Mary's (CA)	58 64	202	A	Loyola Marymount	74 77
223	A	San Diego	65 47	163	H	Santa Clara	72 66

Non-Div I Games:

BYU

■ Loss,
■ Non-Conf,
■ S Site,
■ H Home
■ A Away
N Neutral

Average RPI Win:	202	WON-LOST	WINNING	LAST 10	STRENGTH OF	OPP. STRENGTH	TEAM	ADJ.	CONF.	ADJ CONF.
Average RPI Loss:	95	RECORD	PCT. RANK	GAMES	SCHEDULE	OF SCHEDULE	RPI	RPI	RPI	RPI
DIV. I ONLY	20- 10	85	7- 3	184	104	119	119	10	10	
DIV. I NON-CONF.	6- 5	148	0- 0	318	129	235	235	11	11	
TOTALS	RPI 1-25	RPI 26-50	W-L RECORDS	RPI 51-100	RPI 101-150	RPI 150+				
20- 10	0- 0	1- 3	OVERALL	4- 5	0- 0	15- 2				
9- 5	0- 0	1- 0	HOME	1- 4	0- 0	7- 1				
10- 2	0- 0	0- 2	AWAY	3- 0	0- 0	7- 0				
1- 3	0- 0	0- 1	NEUTRAL	0- 1	0- 0	1- 1				
6- 5	0- 0	0- 2	NON-CONFERENCE	0- 1	0- 0	6- 2				
3- 2	0- 0	0- 0	HOME	0- 1	0- 0	3- 1				
2- 1	0- 0	0- 1	AWAY	0- 0	0- 0	2- 0				
1- 2	0- 0	0- 1	NEUTRAL	0- 0	0- 0	1- 1				
14- 5	0- 0	1- 1	CONFERENCE	4- 4	0- 0	9- 0				
6- 3	0- 0	1- 0	HOME	1- 3	0- 0	4- 0				
8- 1	0- 0	0- 1	AWAY	3- 0	0- 0	5- 0				
0- 1	0- 0	0- 0	NEUTRAL	0- 1	0- 0	0- 0				

RPI 1-25				RPI 26-50				RPI 51-100				RPI 101+ Team's RPI: 119			
RPI	S	Opponent	Score	RPI	S	Opponent	Score	RPI	S	Opponent	Score	RPI	S	Opponent	Score
				40	A	Western Ky.	61 68	56	A	Toledo	51 45	153	A	Oakland	66 59
				44	A	Central Mich.	92 101	56	H	Toledo	66 76	160	A	Western Mich.	83 72
				44	H	Central Mich.	81 73	57	H	Purdue	42 58	160	H	Western Mich.	61 56
				46	N	Auburn	40 54	70	H	Ohio	68 72	170	N	East Carolina	69 82
								81	A	Northern Ill.	92 84	236	A	Akron	90 63
								81	H	Northern Ill.	96 101	236	H	Akron	80 70
								91	A	Buffalo	89 75	241	H	Evansville	84 49
								91	N	Buffalo	65 69	247	A	Miami (OH)	81 60
								96	H	Kent St.	71 47	256	A	Bowling Green	75 53
												256	H	Bowling Green	91 70
												260	A	Butler	74 50
												278	N	N.C. A&T	76 57
												282	A	Eastern Mich.	64 54
												282	H	Eastern Mich.	78 49
												286	H	Ark.-Pine Bluff	88 60
												299	H	Lipscomb	74 78
												345	H	Chicago St.	88 53
LAST 12 Division I GAMES:															
				91	N	Buffalo	65 69	70	H	Ohio	68 72				
				56	H	Toledo	66 76	256	H	Bowling Green	91 70				
				282	A	Eastern Mich.	64 54	247	A	Miami (OH)	81 60				
				44	H	Central Mich.	81 73	236	A	Akron	90 63				
				160	A	Western Mich.	83 72	81	H	Northern Ill.	96 101				
				81	A	Northern Ill.	92 84	91	A	Buffalo	89 75				

Non-Div I Games: Urbana 93 49

Ball St.

■ Loss,
 ■ Non-Conf,
 ■ S Site,
 ■ Home
 ■ A Away
 N Neutral

Average RPI Win: 108	WON-LOST	WINNING	LAST 10	STRENGTH OF	OPP. STRENGTH	TEAM	ADJ.	CONF.	ADJ CONF.
Average RPI Loss: 18	RECORD	PCT. RANK	GAMES	SCHEDULE	OF SCHEDULE	RPI	RPI	RPI	RPI
DIV. I ONLY	30- 3	3	8- 2	32	10	7	7	4	4
DIV. I NON-CONF.	11- 1	12	0- 0	79	38	7	7	3	3
TOTALS	RPI 1-25	RPI 26-50	W-L RECORDS	RPI 51-100	RPI 101-150	RPI 150+			
30- 3	10- 2	2- 1	OVERALL	5- 0	4- 0	9- 0			
15- 1	3- 1	1- 0	HOME	2- 0	2- 0	7- 0			
10- 1	4- 1	1- 0	AWAY	2- 0	1- 0	2- 0			
5- 1	3- 0	0- 1	NEUTRAL	1- 0	1- 0	0- 0			
11- 1	4- 1	0- 0	NON-CONFERENCE	1- 0	1- 0	5- 0			
7- 0	1- 0	0- 0	HOME	0- 0	1- 0	5- 0			
1- 1	1- 1	0- 0	AWAY	0- 0	0- 0	0- 0			
3- 0	2- 0	0- 0	NEUTRAL	1- 0	0- 0	0- 0			
19- 2	6- 1	2- 1	CONFERENCE	4- 0	3- 0	4- 0			
8- 1	2- 1	1- 0	HOME	2- 0	1- 0	2- 0			
9- 0	3- 0	1- 0	AWAY	2- 0	1- 0	2- 0			
2- 1	1- 0	0- 1	NEUTRAL	0- 0	1- 0	0- 0			

RPI	S	Opponent	Score	RPI	S	Opponent	Score	RPI	S	Opponent	Score	RPI	S	Opponent	Score
1	A	UConn	61 72	39	A	West Virginia	91 56	59	A	Iowa St.	83 52	103	A	Texas Tech	79 61
10	H	UCLA	84 70	39	H	West Virginia	79 73	59	H	Iowa St.	68 42	103	H	Texas Tech	86 48
13	A	Texas	70 67	39	N	West Virginia	66 77	80	A	Oklahoma St.	86 50	103	N	Texas Tech	95 63
13	H	Texas	79 85					80	H	Oklahoma St.	89 67	107	H	Abilene Christian	79 34
17	N	DePaul	104 72					96	N	Kent St.	84 42	164	H	Texas St.	90 24
19	A	Oklahoma	103 64									167	A	TCU	91 73
19	H	Oklahoma	92 58									167	H	TCU	77 54
20	A	Tennessee	88 66									187	A	Kansas	92 43
21	A	Kansas St.	91 49									187	H	Kansas	90 43
21	H	Kansas St.	87 57									311	H	Mississippi Val.	101 36
21	N	Kansas St.	88 71									329	H	Southeastern La.	109 38
25	N	Ohio St.	85 68									338	H	Houston Baptist	118 43
												342	H	Winthrop	140 32
LAST 12 Division I GAMES:															
		39	N	West Virginia	66	77	80	H	Oklahoma St.	89	67				
		21	N	Kansas St.	88	71	167	A	TCU	91	73				
		103	N	Texas Tech	95	63	13	H	Texas	79	85				
		19	A	Oklahoma	103	64	103	A	Texas Tech	79	61				
		103	H	Texas Tech	86	48	59	A	Iowa St.	83	52				
		13	A	Texas	70	67	19	H	Oklahoma	92	58				

Non-Div I Games:

Baylor

■ Loss,
■ Non-Conf,
■ S Site,
■ H Home
■ A Away
N Neutral

Belmont

Through Games Of March 8, 2017

Average RPI Win:	241	WON-LOST	WINNING	LAST 10	STRENGTH OF	OPP. STRENGTH	TEAM	ADJ.	CONF.	ADJ CONF.
Average RPI Loss:	75	RECORD	PCT. RANK	GAMES	SCHEDULE	OF SCHEDULE	RPI	RPI	RPI	RPI
DIV. I ONLY	26- 5	13	10- 0	233	228	58	58	26	26	
DIV. I NON-CONF.	7- 5	137	0- 0	154	72	88	88	26	26	
TOTALS	RPI 1-25	RPI 26-50	W-L RECORDS	RPI 51-100	RPI 101-150	RPI 150+				
26- 5	0- 1	0- 1	OVERALL	1- 1	0- 2	25- 0				
10- 1	0- 0	0- 1	HOME	1- 0	0- 0	9- 0				
13- 3	0- 1	0- 0	AWAY	0- 1	0- 1	13- 0				
3- 1	0- 0	0- 0	NEUTRAL	0- 0	0- 1	3- 0				
7- 5	0- 1	0- 1	NON-CONFERENCE	1- 1	0- 2	6- 0				
2- 1	0- 0	0- 1	HOME	1- 0	0- 0	1- 0				
5- 3	0- 1	0- 0	AWAY	0- 1	0- 1	5- 0				
0- 1	0- 0	0- 0	NEUTRAL	0- 0	0- 1	0- 0				
19- 0	0- 0	0- 0	CONFERENCE	0- 0	0- 0	19- 0				
8- 0	0- 0	0- 0	HOME	0- 0	0- 0	8- 0				
8- 0	0- 0	0- 0	AWAY	0- 0	0- 0	8- 0				
3- 0	0- 0	0- 0	NEUTRAL	0- 0	0- 0	3- 0				

RPI 1-25				RPI 26-50				RPI 51-100 Team's RPI: 58				RPI 101+			
RPI	S	Opponent	Score	RPI	S	Opponent	Score	RPI	S	Opponent	Score	RPI	S	Opponent	Score
11	A	Louisville	50 73	26	H	Green Bay	53 62	62	H	IUPUI	78 72	123	A	Troy	74 91
								72	A	Minnesota	74 75	145	N	Fresno St.	53 62
												177	A	Morehead St.	91 59
												177	H	Morehead St.	96 76
												189	A	UAB	72 58
												202	A	Loyola Marymount	79 72
												203	H	SIUE	94 67
												220	H	UT Martin	71 66
												220	N	UT Martin	83 62
												228	A	Presbyterian	83 58
												230	A	Samford	73 54
												251	A	Jacksonville St.	54 53
												251	H	Jacksonville St.	61 52
												252	A	Tennessee St.	70 60
												252	H	Tennessee St.	87 71
												262	A	Austin Peay	80 71
												264	A	Murray St.	87 69
												267	H	Southeast Mo. St.	89 77
												267	N	Southeast Mo. St.	74 59
												270	A	Eastern Ky.	73 67
												270	H	Eastern Ky.	74 58
												270	N	Eastern Ky.	94 64
												281	A	Tennessee Tech	85 66
												281	H	Tennessee Tech	89 75
												299	H	Lipscomb	100 62
												301	A	Eastern Ill.	77 58
LAST 12 Division I GAMES:															
				270	N	Eastern Ky.	94 64					281	A	Tennessee Tech	85 66
				220	N	UT Martin	83 62					251	H	Jacksonville St.	61 52
				267	N	Southeast Mo. St.	74 59					264	A	Murray St.	87 69
				252	H	Tennessee St.	87 71					203	H	SIUE	94 67
				177	H	Morehead St.	96 76					252	A	Tennessee St.	70 60
				270	A	Eastern Ky.	73 67					281	H	Tennessee Tech	89 75

Non-Div I Games: Trevecca Nazarene 87 56

Belmont

Loss, Non-Conf, S Site, H Home A Away N Neutral

RPI	S	Opponent	Score
316	A	Fort Wayne	85 59

Belmont

B
e
l
m
o
n
t

B
e
l
m
o
n
t

Bethune-Cookman

Through Games Of March 8, 2017

Average RPI Win:	287	WON-LOST	WINNING	LAST 10	STRENGTH OF	OPP. STRENGTH	TEAM	ADJ.	CONF.	ADJ CONF.
Average RPI Loss:	192	RECORD	PCT. RANK	GAMES	SCHEDULE	OF SCHEDULE	RPI	RPI	RPI	RPI
DIV. I ONLY	18- 9	85	10- 0	327	340	169	169	32	32	
DIV. I NON-CONF.	2- 8	288	0- 0	228	288	304	304	31	31	
TOTALS	RPI 1-25	RPI 26-50	W-L RECORDS	RPI 51-100	RPI 101-150	RPI 150+				
18- 9	0- 0	0- 0	OVERALL	0- 2	0- 2	18- 5				
8- 1	0- 0	0- 0	HOME	0- 0	0- 0	8- 1				
8- 7	0- 0	0- 0	AWAY	0- 2	0- 2	8- 3				
2- 1	0- 0	0- 0	NEUTRAL	0- 0	0- 0	2- 1				
2- 8	0- 0	0- 0	NON-CONFERENCE	0- 2	0- 2	2- 4				
1- 0	0- 0	0- 0	HOME	0- 0	0- 0	1- 0				
0- 7	0- 0	0- 0	AWAY	0- 2	0- 2	0- 3				
1- 1	0- 0	0- 0	NEUTRAL	0- 0	0- 0	1- 1				
16- 1	0- 0	0- 0	CONFERENCE	0- 0	0- 0	16- 1				
7- 1	0- 0	0- 0	HOME	0- 0	0- 0	7- 1				
8- 0	0- 0	0- 0	AWAY	0- 0	0- 0	8- 0				
1- 0	0- 0	0- 0	NEUTRAL	0- 0	0- 0	1- 0				

RPI 1-25				RPI 26-50				RPI 51-100				RPI 101+ Team's RPI: 169			
RPI	S	Opponent	Score	RPI	S	Opponent	Score	RPI	S	Opponent	Score	RPI	S	Opponent	Score
								94	A	UCF	43 70	101	A	Stetson	60 63
								95	A	Jacksonville	63 69	113	A	Clemson	38 59
												168	H	Hampton	66 56
												203	N	SIUE	83 78
												222	A	Southern U.	59 61
												227	H	Howard	75 54
												252	N	Tennessee St.	60 69
												258	A	UMES	61 33
												258	H	UMES	56 59
												266	A	Prairie View	64 66
												273	A	Norfolk St.	68 58
												273	H	Norfolk St.	53 44
												278	A	N.C. A&T	65 60
												291	A	Coppin St.	76 56
												291	H	Coppin St.	71 52
												295	H	North Florida	52 50
												297	A	Savannah St.	38 31
												297	N	Savannah St.	53 43
												329	A	Southeastern La.	63 75
												330	H	Morgan St.	50 48
												331	A	Florida A&M	64 41
												331	H	Florida A&M	66 53
												335	A	N.C. Central	62 52
												347	H	Delaware St.	72 58
												348	A	South Carolina St.	64 34
LAST 12 Division I GAMES:															
				297	N	Savannah St.	53 43					258	A	UMES	61 33
				331	H	Florida A&M	66 53					291	A	Coppin St.	76 56
				278	A	N.C. A&T	65 60					227	H	Howard	75 54
				335	A	N.C. Central	62 52					347	H	Delaware St.	72 58
				273	H	Norfolk St.	53 44					273	A	Norfolk St.	68 58
				168	H	Hampton	66 56					258	H	UMES	56 59

Non-Div I Games: Edward Waters 55 45 Flagler 76 53

Bethune-Cookman

■ Loss,
 ■ Non-Conf, S Site,
 ■ Home
 ■ Away
 N Neutral

Binghamton

Through Games Of March 8, 2017

Average RPI Win:	248	WON-LOST	WINNING	LAST 10	STRENGTH OF	OPP. STRENGTH	TEAM	ADJ.	CONF.	ADJ CONF.
Average RPI Loss:	142	RECORD	PCT. RANK	GAMES	SCHEDULE	OF SCHEDULE	RPI	RPI	RPI	RPI
DIV. I ONLY	11- 17	234	4- 6	146	258	212	212	22	22	
DIV. I NON-CONF.	3- 8	262	0- 0	100	315	211	211	22	22	
TOTALS	RPI 1-25	RPI 26-50	W-L RECORDS	RPI 51-100	RPI 101-150	RPI 150+				
11- 17	0- 0	0- 0	OVERALL	1- 4	1- 6	9- 7				
5- 8	0- 0	0- 0	HOME	0- 2	1- 2	4- 4				
6- 8	0- 0	0- 0	AWAY	1- 2	0- 3	5- 3				
0- 1	0- 0	0- 0	NEUTRAL	0- 0	0- 1	0- 0				
3- 8	0- 0	0- 0	NON-CONFERENCE	1- 2	0- 2	2- 4				
0- 5	0- 0	0- 0	HOME	0- 1	0- 1	0- 3				
3- 3	0- 0	0- 0	AWAY	1- 1	0- 1	2- 1				
0- 0	0- 0	0- 0	NEUTRAL	0- 0	0- 0	0- 0				
8- 9	0- 0	0- 0	CONFERENCE	0- 2	1- 4	7- 3				
5- 3	0- 0	0- 0	HOME	0- 1	1- 1	4- 1				
3- 5	0- 0	0- 0	AWAY	0- 1	0- 2	3- 2				
0- 1	0- 0	0- 0	NEUTRAL	0- 0	0- 1	0- 0				

RPI 1-25			RPI 26-50			RPI 51-100				RPI 101+		Team's RPI: 212			
RPI	S	Opponent	Score	RPI	S	Opponent	Score	RPI	S	Opponent	Score				
								55	A	Penn	61 48	114	A	Albany (NY)	63 80
								70	A	Ohio	55 63	114	H	Albany (NY)	61 67
								71	H	Bucknell	57 67	124	A	Maine	49 62
								76	A	New Hampshire	69 76	124	H	Maine	58 52
								76	H	New Hampshire	62 70	124	N	Maine	40 57
												125	H	Cornell	51 54
												134	A	Yale	48 57
												156	H	Brown	72 83
												181	A	Hartford	73 76
												181	H	Hartford	60 59
												194	H	Columbia	65 75
												195	A	Providence	58 71
												197	H	Sacred Heart	69 77
												210	A	UMBC	45 53
												210	H	UMBC	69 62
												259	A	Stony Brook	48 40
												259	H	Stony Brook	59 74
												275	A	Vermont	64 55
												275	H	Vermont	76 61
												321	A	NJIT	68 44
												339	A	Fairleigh Dickinson	80 69
												344	A	UMass Lowell	58 48
												344	H	UMass Lowell	69 54
LAST 12 Division I GAMES:															
				124	N	Maine	40 57			275	H	Vermont	76 61		
				124	A	Maine	49 62			344	H	UMass Lowell	69 54		
				181	H	Hartford	60 59			210	A	UMBC	45 53		
				259	H	Stony Brook	59 74			124	H	Maine	58 52		
				76	A	New Hampshire	69 76			181	A	Hartford	73 76		
				114	A	Albany (NY)	63 80			259	A	Stony Brook	48 40		

Non-Div I Games: Georgian Court 74 53 Misericordia 77 54

Binghamton

Loss, Non-Conf, S Site, H Home A Away N Neutral

Average RPI Win:	173	WON-LOST	WINNING	LAST 10	STRENGTH OF	OPP. STRENGTH	TEAM	ADJ.	CONF.	ADJ CONF.
Average RPI Loss:	151	RECORD	PCT. RANK	GAMES	SCHEDULE	OF SCHEDULE	RPI	RPI	RPI	RPI
DIV. I ONLY	22- 7	36	9- 1	126	126	48	48	13	13	
DIV. I NON-CONF.	8- 1	19	0- 0	117	96	18	18	15	15	
TOTALS	RPI 1-25	RPI 26-50	W-L RECORDS	RPI 51-100	RPI 101-150	RPI 150+				
22- 7	0- 1	0- 0	OVERALL	4- 1	6- 1	12- 4				
12- 2	0- 0	0- 0	HOME	1- 1	2- 1	9- 0				
7- 5	0- 1	0- 0	AWAY	2- 0	3- 0	2- 4				
3- 0	0- 0	0- 0	NEUTRAL	1- 0	1- 0	1- 0				
8- 1	0- 1	0- 0	NON-CONFERENCE	0- 0	4- 0	4- 0				
5- 0	0- 0	0- 0	HOME	0- 0	1- 0	4- 0				
2- 1	0- 1	0- 0	AWAY	0- 0	2- 0	0- 0				
1- 0	0- 0	0- 0	NEUTRAL	0- 0	1- 0	0- 0				
14- 6	0- 0	0- 0	CONFERENCE	4- 1	2- 1	8- 4				
7- 2	0- 0	0- 0	HOME	1- 1	1- 1	5- 0				
5- 4	0- 0	0- 0	AWAY	2- 0	1- 0	2- 4				
2- 0	0- 0	0- 0	NEUTRAL	1- 0	0- 0	1- 0				

RPI 1-25				RPI 26-50				Team's RPI: 48				RPI 51-100				RPI 101+			
RPI	S	Opponent	Score	RPI	S	Opponent	Score	RPI	S	Opponent	Score	RPI	S	Opponent	Score	RPI	S	Opponent	Score
9	A	Washington	66 92									53	A	Colorado St.	51 45	102	A	Washington St.	77 73
												53	H	Colorado St.	53 60	104	H	UNLV	55 58
												53	N	Colorado St.	65 61	109	A	St. Mary's (CA)	83 78
												98	A	Wyoming	53 43	110	N	Charlotte	68 65
												98	H	Wyoming	64 54	136	H	Eastern Wash.	67 64
																145	A	Fresno St.	66 48
																145	H	Fresno St.	67 66
																151	A	New Mexico	68 75
																151	H	New Mexico	64 62
																151	N	New Mexico	64 62
																189	A	Utah St.	63 65
																189	H	Utah St.	76 56
																200	A	San Jose St.	69 61
																200	H	San Jose St.	86 64
																207	H	Portland St.	94 76
																217	H	Seattle U	73 68
																240	H	Hawaii	61 49
																269	A	San Diego St.	77 84
																277	H	Portland	74 60
																283	A	Nevada	62 69
																283	H	Nevada	77 74
																322	A	Air Force	69 59
																322	H	Air Force	72 48
LAST 12 Division I GAMES:																			
						53	N	Colorado St.	65	61		98	A	Wyoming	53	43			
						151	N	New Mexico	64	62		151	H	New Mexico	64	62			
						322	H	Air Force	72	48		322	A	Air Force	69	59			
						145	A	Fresno St.	66	48		189	A	Utah St.	63	65			
						200	A	San Jose St.	69	61		53	H	Colorado St.	53	60			
						283	H	Nevada	77	74		98	H	Wyoming	64	54			

Non-Div I Games: Southern Ore. 89 45 Concordia Portland 71 40

Boise St.

Loss, Non-Conf, S Site, H Home A Away N Neutral

Average RPI Win:	195	WON-LOST	WINNING	LAST 10	STRENGTH OF	OPP. STRENGTH	TEAM	ADJ.	CONF.	ADJ CONF.
Average RPI Loss:	70	RECORD	PCT. RANK	GAMES	SCHEDULE	OF SCHEDULE	RPI	RPI	RPI	RPI
DIV. I ONLY	9- 21	280	1- 9	46	50	175	175	3	3	
DIV. I NON-CONF.	7- 6	157	0- 0	198	227	188	188	4	4	
<hr/>										
TOTALS	RPI 1-25	RPI 26-50	W-L RECORDS	RPI 51-100	RPI 101-150	RPI 150+				
9- 21	0- 6	0- 3	OVERALL	0- 6	4- 3	5- 3				
6- 9	0- 3	0- 2	HOME	0- 2	2- 2	4- 0				
2- 10	0- 3	0- 1	AWAY	0- 2	2- 1	0- 3				
1- 2	0- 0	0- 0	NEUTRAL	0- 2	0- 0	1- 0				
7- 6	0- 0	0- 0	NON-CONFERENCE	0- 2	2- 2	5- 2				
5- 2	0- 0	0- 0	HOME	0- 1	1- 1	4- 0				
1- 3	0- 0	0- 0	AWAY	0- 0	1- 1	0- 2				
1- 1	0- 0	0- 0	NEUTRAL	0- 1	0- 0	1- 0				
2- 15	0- 6	0- 3	CONFERENCE	0- 4	2- 1	0- 1				
1- 7	0- 3	0- 2	HOME	0- 1	1- 1	0- 0				
1- 7	0- 3	0- 1	AWAY	0- 2	1- 0	0- 1				
0- 1	0- 0	0- 0	NEUTRAL	0- 1	0- 0	0- 0				

RPI 1-25				RPI 26-50				RPI 51-100				RPI 101+ Team's RPI: 175			
RPI	S	Opponent	Score	RPI	S	Opponent	Score	RPI	S	Opponent	Score	RPI	S	Opponent	Score
2	A	Notre Dame	45 82	31	A	Syracuse	52 79	51	A	Virginia	55 62	105	H	Virginia Tech	79 82
2	H	Notre Dame	69 80	31	H	Syracuse	45 72	60	H	Georgia Tech	67 71	109	H	St. Mary's (CA)	54 62
8	H	Duke	44 67	38	H	North Carolina St.	58 70	60	N	Georgia Tech	67 71	113	H	Clemson	60 48
11	A	Louisville	43 68					85	H	Penn St.	56 60	118	A	North Carolina	88 77
12	H	Florida St.	53 85					87	A	Wake Forest	55 71	120	A	Fordham	49 56
15	A	Miami (FL)	51 58					100	N	SMU	64 72	124	H	Maine	64 53
												134	A	Yale	71 64
												162	A	Pittsburgh	43 56
												181	A	Hartford	56 65
												195	H	Providence	57 53
												198	A	Seton Hall	66 71
												216	H	Dartmouth	65 53
												225	H	Boston U.	67 49
												305	H	Central Conn. St.	66 46
												325	N	St. Francis Brooklyn	73 58
<hr/>															
LAST 12 Division I GAMES:															
		60	N	Georgia Tech	67	71	31	H	Syracuse	45	72				
		105	H	Virginia Tech	79	82	12	H	Florida St.	53	85				
		2	A	Notre Dame	45	82	15	A	Miami (FL)	51	58				
		38	H	North Carolina St.	58	70	87	A	Wake Forest	55	71				
		11	A	Louisville	43	68	8	H	Duke	44	67				
		118	A	North Carolina	88	77	2	H	Notre Dame	69	80				

Non-Div I Games:

Boston College

■ Loss,
 ■ Non-Conf,
 ■ S Site,
 ■ H Home
 ■ A Away
 N Neutral

Average RPI Win: 281	WON-LOST	WINNING	LAST 10	STRENGTH OF	OPP. STRENGTH	TEAM	ADJ.	CONF.	ADJ CONF.
Average RPI Loss: 140	RECORD	PCT. RANK	GAMES	SCHEDULE	OF SCHEDULE	RPI	RPI	RPI	RPI
DIV. I ONLY	13- 17	211	6- 4	230	251	225	225	24	24
DIV. I NON-CONF.	2- 9	293	0- 0	222	157	318	318	25	25
TOTALS	RPI 1-25	RPI 26-50	W-L RECORDS	RPI 51-100	RPI 101-150	RPI 150+			
13- 17	0- 0	0- 2	OVERALL	0- 3	0- 4	13- 8			
8- 6	0- 0	0- 1	HOME	0- 2	0- 1	8- 2			
5- 10	0- 0	0- 1	AWAY	0- 1	0- 2	5- 6			
0- 1	0- 0	0- 0	NEUTRAL	0- 0	0- 1	0- 0			
2- 9	0- 0	0- 2	NON-CONFERENCE	0- 1	0- 2	2- 4			
2- 3	0- 0	0- 1	HOME	0- 1	0- 0	2- 1			
0- 5	0- 0	0- 1	AWAY	0- 0	0- 1	0- 3			
0- 1	0- 0	0- 0	NEUTRAL	0- 0	0- 1	0- 0			
11- 8	0- 0	0- 0	CONFERENCE	0- 2	0- 2	11- 4			
6- 3	0- 0	0- 0	HOME	0- 1	0- 1	6- 1			
5- 5	0- 0	0- 0	AWAY	0- 1	0- 1	5- 3			
0- 0	0- 0	0- 0	NEUTRAL	0- 0	0- 0	0- 0			

RPI S	Opponent	Score	RPI S	Opponent	Score	RPI S	Opponent	Score	RPI S	Opponent	Score	Team's RPI: 225
34	A Arizona St.	42 71	71	A Bucknell	56 73	114	A Albany (NY)	54 69				
43	H Harvard	52 65	71	H Bucknell	50 66	121	N Long Beach St.	48 61				
			76	H New Hampshire	51 59	137	A Navy	41 55				
						137	H Navy	59 62				
						152	A Northeastern	59 78				
						157	A Army West Point	66 62				
						157	H Army West Point	52 64				
						175	A Boston College	49 67				
						188	A American	62 73				
						188	A American	51 57				
						188	H American	71 62				
						216	H Dartmouth	49 61				
						232	A Marist	57 76				
						268	A Loyola Maryland	67 55				
						268	H Loyola Maryland	61 58				
						274	A Colgate	87 96				
						274	H Colgate	65 51				
						300	A Lafayette	75 58				
						300	H Lafayette	68 50				
						306	A Lehigh	69 64				
						306	H Lehigh	64 50				
						309	H Massachusetts	64 60				
						317	A Holy Cross	66 49				
						317	H Holy Cross	68 56				
						344	H UMass Lowell	66 56				
LAST 12 Division I GAMES:												
188	A American	51 57	268	A Loyola Maryland	67 55							
157	A Army West Point	66 62	188	H American	71 62							
317	H Holy Cross	68 56	300	A Lafayette	75 58							
157	H Army West Point	52 64	137	A Navy	41 55							
71	A Bucknell	56 73	306	H Lehigh	64 50							
274	H Colgate	65 51	71	H Bucknell	50 66							

Non-Div I Games:

Boston U.

■ Loss,
 ■ Non-Conf, S Site,
 ■ Home
 ■ Away
 N Neutral

Bowling Green

Through Games Of March 8, 2017

Average RPI Win:	240	WON-LOST	WINNING	LAST 10	STRENGTH OF	OPP. STRENGTH	TEAM	ADJ.	CONF.	ADJ CONF.
Average RPI Loss:	120	RECORD	PCT. RANK	GAMES	SCHEDULE	OF SCHEDULE	RPI	RPI	RPI	RPI
DIV. I ONLY	6- 22	315	3- 7	107	107	256	256	10	10	
DIV. I NON-CONF.	2- 7	284	0- 0	243	56	299	299	11	11	
TOTALS	RPI 1-25	RPI 26-50	W-L RECORDS	RPI 51-100	RPI 101-150	RPI 150+				
6- 22	0- 1	0- 1	OVERALL	1- 10	0- 3	5- 7				
1- 11	0- 0	0- 1	HOME	0- 5	0- 1	1- 4				
3- 10	0- 1	0- 0	AWAY	1- 4	0- 2	2- 3				
2- 1	0- 0	0- 0	NEUTRAL	0- 1	0- 0	2- 0				
2- 7	0- 1	0- 0	NON-CONFERENCE	0- 2	0- 1	2- 3				
0- 3	0- 0	0- 0	HOME	0- 1	0- 0	0- 2				
0- 3	0- 1	0- 0	AWAY	0- 0	0- 1	0- 1				
2- 1	0- 0	0- 0	NEUTRAL	0- 1	0- 0	2- 0				
4- 15	0- 0	0- 1	CONFERENCE	1- 8	0- 2	3- 4				
1- 8	0- 0	0- 1	HOME	0- 4	0- 1	1- 2				
3- 7	0- 0	0- 0	AWAY	1- 4	0- 1	2- 2				
0- 0	0- 0	0- 0	NEUTRAL	0- 0	0- 0	0- 0				

RPI 1-25				RPI 26-50				RPI 51-100				RPI 101+ Team's RPI: 256			
RPI	S	Opponent	Score	RPI	S	Opponent	Score	RPI	S	Opponent	Score	RPI	S	Opponent	Score
11	A	Louisville	58 83	44	H	Central Mich.	65 76	51	H	Virginia	47 67	105	A	Virginia Tech	51 98
								56	A	Toledo	59 74	119	A	Ball St.	70 91
								65	N	Chattanooga	49 54	119	H	Ball St.	53 75
								70	A	Ohio	68 79	160	A	Western Mich.	58 75
								70	H	Ohio	58 69	160	H	Western Mich.	53 74
								81	H	Northern Ill.	76 89	180	H	Cincinnati	58 68
								91	A	Buffalo	64 62	182	H	Cleveland St.	56 64
								91	A	Buffalo	45 61	236	A	Akron	62 58
								91	H	Buffalo	50 61	236	H	Akron	86 50
								96	A	Kent St.	78 80	247	A	Miami (OH)	61 59
								96	H	Kent St.	60 70	247	H	Miami (OH)	65 75
												270	A	Eastern Ky.	55 57
												282	A	Eastern Mich.	74 81
												300	N	Lafayette	69 42
												327	N	Saint Peter's	73 68
LAST 12 Division I GAMES:															
		91	A	Buffalo	45	61				160	H	Western Mich.	53	74	
		247	H	Miami (OH)	65	75				56	A	Toledo	59	74	
		70	A	Ohio	68	79				119	A	Ball St.	70	91	
		91	A	Buffalo	64	62				236	H	Akron	86	50	
		96	H	Kent St.	60	70				96	A	Kent St.	78	80	
		247	A	Miami (OH)	61	59				282	A	Eastern Mich.	74	81	

Non-Div I Games: Ohio Valley 82 46 Davis & Elkins 73 46 Malone 65 78

Bowling Green

Loss, Non-Conf, S Site, H Home A Away N Neutral

Average RPI Win:	249	WON-LOST	WINNING	LAST 10	STRENGTH OF	OPP. STRENGTH	TEAM	ADJ.	CONF.	ADJ CONF.
Average RPI Loss:	135	RECORD	PCT. RANK	GAMES	SCHEDULE	OF SCHEDULE	RPI	RPI	RPI	RPI
DIV. I ONLY	10- 18	252	5- 5	160	188	231	231	16	16	
DIV. I NON-CONF.	3- 7	250	0- 0	101	201	197	197	14	14	
TOTALS	RPI 1-25	RPI 26-50	W-L RECORDS	RPI 51-100	RPI 101-150	RPI 150+				
10- 18	0- 0	0- 5	OVERALL	0- 4	1- 0	9- 9				
6- 7	0- 0	0- 3	HOME	0- 2	1- 0	5- 2				
4- 11	0- 0	0- 2	AWAY	0- 2	0- 0	4- 7				
0- 0	0- 0	0- 0	NEUTRAL	0- 0	0- 0	0- 0				
3- 7	0- 0	0- 1	NON-CONFERENCE	0- 4	1- 0	2- 2				
1- 3	0- 0	0- 1	HOME	0- 2	1- 0	0- 0				
2- 4	0- 0	0- 0	AWAY	0- 2	0- 0	2- 2				
0- 0	0- 0	0- 0	NEUTRAL	0- 0	0- 0	0- 0				
7- 11	0- 0	0- 4	CONFERENCE	0- 0	0- 0	7- 7				
5- 4	0- 0	0- 2	HOME	0- 0	0- 0	5- 2				
2- 7	0- 0	0- 2	AWAY	0- 0	0- 0	2- 5				
0- 0	0- 0	0- 0	NEUTRAL	0- 0	0- 0	0- 0				

RPI S	Opponent	Score	RPI S	Opponent	Score	RPI S	Opponent	Score	RPI S	Opponent	Score	Team's RPI: 231
26	H Green Bay	43 68	26	H Green Bay	43 68	61	A Western Ill.	77 91	139	H Detroit Mercy	70 60	
28	A Drake	46 98	28	A Drake	46 98	81	H Northern Ill.	51 81	154	A Missouri St.	75 73	
28	H Drake	60 93	28	H Drake	60 93	93	H Saint Louis	58 68	154	H Missouri St.	62 56	
50	A UNI	50 70	50	A UNI	50 70	96	A Kent St.	52 77	160	A Western Mich.	64 83	
50	H UNI	53 72	50	H UNI	53 72				172	A Southern Ill.	63 69	
LAST 12 Division I GAMES:												
314	H Illinois St.	70 59	50	A UNI	50 70				172	H Southern Ill.	57 66	
172	A Southern Ill.	63 69	234	H Indiana St.	54 41				179	A Wichita St.	54 65	
241	A Evansville	71 73	323	H Loyola Chicago	72 45				179	H Wichita St.	69 76	
179	H Wichita St.	69 76	241	H Evansville	56 52				234	A Indiana St.	51 58	
154	H Missouri St.	62 56	172	H Southern Ill.	57 66				234	H Indiana St.	54 41	
28	A Drake	46 98	154	A Missouri St.	75 73				241	A Evansville	71 73	
									241	H Evansville	56 52	
									260	A Butler	56 58	
									292	A Valparaiso	67 56	
									314	A Illinois St.	63 71	
									314	H Illinois St.	70 59	
									320	A Ill.-Chicago	65 56	
									323	A Loyola Chicago	60 53	
									323	H Loyola Chicago	72 45	

Non-Div I Games: Eureka 103 59

Bradley

Average RPI Win:	211	WON-LOST	WINNING	LAST 10	STRENGTH OF	OPP. STRENGTH	TEAM	ADJ.	CONF.	ADJ CONF.
Average RPI Loss:	146	RECORD	PCT. RANK	GAMES	SCHEDULE	OF SCHEDULE	RPI	RPI	RPI	RPI
DIV. I ONLY	15- 11	126	5- 5	200	183	156	156	8	8	
DIV. I NON-CONF.	8- 4	97	0- 0	335	330	207	207	9	9	
TOTALS	RPI 1-25	RPI 26-50	W-L RECORDS	RPI 51-100	RPI 101-150	RPI 150+				
15- 11	0- 0	0- 2	OVERALL	0- 2	4- 3	11- 4				
7- 6	0- 0	0- 1	HOME	0- 1	2- 1	5- 3				
8- 5	0- 0	0- 1	AWAY	0- 1	2- 2	6- 1				
0- 0	0- 0	0- 0	NEUTRAL	0- 0	0- 0	0- 0				
8- 4	0- 0	0- 0	NON-CONFERENCE	0- 0	0- 1	8- 3				
4- 2	0- 0	0- 0	HOME	0- 0	0- 0	4- 2				
4- 2	0- 0	0- 0	AWAY	0- 0	0- 1	4- 1				
0- 0	0- 0	0- 0	NEUTRAL	0- 0	0- 0	0- 0				
7- 7	0- 0	0- 2	CONFERENCE	0- 2	4- 2	3- 1				
3- 4	0- 0	0- 1	HOME	0- 1	2- 1	1- 1				
4- 3	0- 0	0- 1	AWAY	0- 1	2- 1	2- 0				
0- 0	0- 0	0- 0	NEUTRAL	0- 0	0- 0	0- 0				

RPI S	Opponent	Score	RPI S	Opponent	Score	RPI S	Opponent	Score	RPI S	Opponent	Score	Team's RPI: 156
43	A Harvard	59 69	43	H Harvard	63 66	55	A Penn	60 86	115	A Princeton	98 88	
						55	H Penn	68 71	115	H Princeton	75 81	
									125	A Cornell	67 46	
									125	H Cornell	72 67	
									134	A Yale	51 73	
									134	H Yale	76 73	
									143	A VCU	72 85	
									194	A Columbia	76 59	
									194	H Columbia	69 60	
									195	H Providence	77 70	
									197	A Sacred Heart	80 66	
									212	A Binghamton	83 72	
									216	A Dartmouth	65 62	
									216	H Dartmouth	88 92	
									227	H Howard	83 78	
									245	A Bryant	67 70	
									274	H Colgate	62 67	
									275	A Vermont	62 50	
									279	H Manhattan	57 58	
									302	H Rhode Island	76 65	
									327	H Saint Peter's	80 71	
									330	A Morgan St.	68 51	
LAST 12 Division I GAMES:												
125	A Cornell	67 46	216	A Dartmouth	65 62							
194	A Columbia	76 59	43	A Harvard	59 69							
43	H Harvard	63 66	194	H Columbia	69 60							
216	H Dartmouth	88 92	125	H Cornell	72 67							
115	H Princeton	75 81	134	A Yale	51 73							
55	H Penn	68 71	134	H Yale	76 73							

Non-Div I Games: Rhode Island Col. 90 44

Brown

Average RPI Win: 292	WON-LOST	WINNING	LAST 10	STRENGTH OF	OPP. STRENGTH	TEAM	ADJ.	CONF.	ADJ CONF.
Average RPI Loss: 218	RECORD	PCT. RANK	GAMES	SCHEDULE	OF SCHEDULE	RPI	RPI	RPI	RPI
DIV. I ONLY	18- 13	122	8- 2	345	326	245	245	31	31
DIV. I NON-CONF.	5- 6	186	0- 0	337	230	290	290	32	32
TOTALS	RPI 1-25	RPI 26-50	W-L RECORDS	RPI 51-100	RPI 101-150	RPI 150+			
18- 13	0- 0	0- 0	OVERALL	0- 1	0- 1	18- 11			
12- 2	0- 0	0- 0	HOME	0- 0	0- 1	12- 1			
5- 10	0- 0	0- 0	AWAY	0- 1	0- 0	5- 9			
1- 1	0- 0	0- 0	NEUTRAL	0- 0	0- 0	1- 1			
5- 6	0- 0	0- 0	NON-CONFERENCE	0- 1	0- 1	5- 4			
3- 1	0- 0	0- 0	HOME	0- 0	0- 1	3- 0			
1- 4	0- 0	0- 0	AWAY	0- 1	0- 0	1- 3			
1- 1	0- 0	0- 0	NEUTRAL	0- 0	0- 0	1- 1			
13- 7	0- 0	0- 0	CONFERENCE	0- 0	0- 0	13- 7			
9- 1	0- 0	0- 0	HOME	0- 0	0- 0	9- 1			
4- 6	0- 0	0- 0	AWAY	0- 0	0- 0	4- 6			
0- 0	0- 0	0- 0	NEUTRAL	0- 0	0- 0	0- 0			

RPI S	Opponent	Score	RPI S	Opponent	Score	RPI S	Opponent	Score	RPI S	Opponent	Score	Team's RPI: 245
						76 A	New Hampshire	60 62	124 H	Maine	52 77	
									156 H	Brown	70 67	
									162 A	Pittsburgh	60 76	
									192 A	Robert Morris	46 62	
									192 H	Robert Morris	62 59	
									195 N	Providence	51 62	
									197 A	Sacred Heart	75 68	
									197 A	Sacred Heart	59 66	
									197 H	Sacred Heart	53 65	
									226 A	Rutgers	42 50	
									242 A	Saint Francis (PA)	67 79	
									242 H	Saint Francis (PA)	85 70	
									275 A	Vermont	63 57	
									288 A	Mt. St. Mary's	53 61	
									288 H	Mt. St. Mary's	59 47	
									288 H	Mt. St. Mary's	78 62	
									302 N	Rhode Island	62 56	
									305 A	Central Conn. St.	52 53	
									305 H	Central Conn. St.	70 64	
									309 A	Massachusetts	62 68	
									317 H	Holy Cross	76 74	
									325 A	St. Francis Brooklyn	47 63	
									325 H	St. Francis Brooklyn	63 54	
									336 A	LIU Brooklyn	62 53	
									336 H	LIU Brooklyn	57 53	
									339 A	Fairleigh Dickinson	56 48	
LAST 12 Division I GAMES:												
197 A	Sacred Heart	75 68	336 H	LIU Brooklyn	57 53							
288 H	Mt. St. Mary's	59 47	325 H	St. Francis Brooklyn	63 54							
305 H	Central Conn. St.	70 64	288 A	Mt. St. Mary's	53 61							
341 A	Wagner	58 55	197 A	Sacred Heart	59 66							
192 H	Robert Morris	62 59	339 H	Fairleigh Dickinson	50 48							
242 H	Saint Francis (PA)	85 70	305 A	Central Conn. St.	52 53							

Non-Div I Games:

Bryant

■ Loss,
 ■ Non-Conf,
 S Site,
 ■ Home
 ■ Away
 N Neutral

RPI	S	Opponent	Score	
339	H	Fairleigh Dickinson	50	48
341	A	Wagner	58	55
341	H	Wagner	70	61
344	H	UMass Lowell	73	62

Bryant

B
r
y
a
n
t

B
r
y
a
n
t

Average RPI Win: 231		WON-LOST	WINNING	LAST 10	STRENGTH OF	OPP. STRENGTH	TEAM	ADJ.	CONF.	ADJ CONF.
Average RPI Loss: 176		RECORD	PCT. RANK	GAMES	SCHEDULE	OF SCHEDULE	RPI	RPI	RPI	RPI
DIV. I ONLY		25- 5	14	8- 2	300	226	71	71	24	24
DIV. I NON-CONF.		8- 3	67	0- 0	284	95	87	87	25	25
TOTALS	RPI 1-25		RPI 26-50		W-L RECORDS		RPI 51-100		RPI 101-150	RPI 150+
25- 5	0- 0		0- 1		OVERALL		1- 0		3- 1	21- 3
14- 0	0- 0		0- 0		HOME		1- 0		1- 0	12- 0
11- 5	0- 0		0- 0		AWAY		0- 0		2- 0	9- 0
0- 0	0- 0		0- 0		NEUTRAL		0- 0		0- 0	0- 0
8- 3	0- 0		0- 1		NON-CONFERENCE		1- 0		1- 1	6- 1
4- 0	0- 0		0- 0		HOME		1- 0		0- 0	3- 0
4- 3	0- 0		0- 1		AWAY		0- 0		1- 1	3- 1
0- 0	0- 0		0- 0		NEUTRAL		0- 0		0- 0	0- 0
17- 2	0- 0		0- 0		CONFERENCE		0- 0		2- 0	15- 2
10- 0	0- 0		0- 0		HOME		0- 0		1- 0	9- 0
7- 2	0- 0		0- 0		AWAY		0- 0		1- 0	6- 2
0- 0	0- 0		0- 0		NEUTRAL		0- 0		0- 0	0- 0

RPI 1-25			
RPI	S	Opponent	Score
RPI 26-50			
RPI	S	Opponent	Score
29	A	Elon	58 64
RPI 51-100			
RPI	S	Opponent	Score
79	H	Drexel	78 66
Team's RPI: 71			
RPI 101+			
RPI	S	Opponent	Score
112	A	Saint Joseph's	64 61
118	A	North Carolina	50 65
137	A	Navy	63 54
137	H	Navy	67 64
157	A	Army West Point	60 56
157	H	Army West Point	68 62
182	H	Cleveland St.	77 66
188	A	American	47 59
188	H	American	73 67
212	A	Binghamton	67 57
225	A	Boston U.	66 50
225	H	Boston U.	73 56
226	A	Rutgers	53 57
236	A	Akron	61 47
249	A	St. Bonaventure	57 35
268	A	Loyola Maryland	72 66
268	H	Loyola Maryland	57 39
268	H	Loyola Maryland	75 72
274	A	Colgate	79 49
274	H	Colgate	79 56
279	H	Manhattan	69 64
300	A	Lafayette	79 65
300	H	Lafayette	78 61
306	A	Lehigh	77 58
306	H	Lehigh	73 54
317	A	Holy Cross	51 63
317	A	Holy Cross	51 63

Non-Div I Games:

Bucknell

Loss, Non-Conf, S Site, H Home A Away N Neutral

B
u
c
k
n
e
l
l

RPI S Opponent Score

Through Games Of March 8, 2017

RPI	S	Opponent	Score	
317	H	Holy Cross	77	48
321	H	NJIT	67	36

B
u
c
k
n
e
l
l

Bucknell

RPI 1-25				RPI 26-50				RPI 51-100				Team's RPI: 91				RPI 101+			
RPI	S	Opponent	Score	RPI	S	Opponent	Score	RPI	S	Opponent	Score	RPI	S	Opponent	Score	RPI	S	Opponent	Score
				43	N	Harvard	62 74	56	A	Toledo	63 85	119	H	Ball St.	75 89				
				44	A	Central Mich.	71 88	56	H	Toledo	64 73	119	N	Ball St.	69 65				
				44	H	Central Mich.	67 56	70	A	Ohio	55 83	120	A	Fordham	58 54				
								70	H	Ohio	65 54	122	A	Duquesne	71 69				
								81	H	Northern Ill.	80 89	160	A	Western Mich.	62 47				
								94	H	UCF	66 65	178	H	Hofstra	74 50				
								96	A	Kent St.	71 80	197	H	Sacred Heart	76 55				
								96	H	Kent St.	77 62	236	A	Akron	81 55				
												236	H	Akron	81 51				
												247	A	Miami (OH)	68 51				
												247	H	Miami (OH)	71 45				
												249	H	St. Bonaventure	68 47				
												253	A	Canisius	65 52				
												256	A	Bowling Green	61 50				
												256	H	Bowling Green	62 64				
												256	H	Bowling Green	61 45				
												265	H	Niagara	73 63				
												279	H	Manhattan	73 39				
												282	A	Eastern Mich.	56 52				
												309	H	Massachusetts	61 47				
LAST 12 Division I GAMES:																			
				119	N	Ball St.	69 65	236	H	Akron	81 51								
				256	H	Bowling Green	61 45	282	A	Eastern Mich.	56 52								
				96	A	Kent St.	71 80	81	H	Northern Ill.	80 89								
				236	A	Akron	81 55	96	H	Kent St.	77 62								
				256	H	Bowling Green	62 64	56	A	Toledo	63 85								
				70	H	Ohio	65 54	160	A	Western Mich.	62 47								

Non-Div I Games:

Average RPI Win:	231	WON-LOST	WINNING	LAST 10	STRENGTH OF	OPP. STRENGTH	TEAM	ADJ.	CONF.	ADJ CONF.
Average RPI Loss:	95	RECORD	PCT. RANK	GAMES	SCHEDULE	OF SCHEDULE	RPI	RPI	RPI	RPI
DIV. I ONLY	6- 25	322	1- 9	75	79	260	260	7	7	
DIV. I NON-CONF.	3- 8	262	0- 0	185	131	295	295	7	7	
TOTALS	RPI 1-25	RPI 26-50	W-L RECORDS	RPI 51-100	RPI 101-150	RPI 150+				
6- 25	0- 5	0- 4	OVERALL	0- 7	0- 1	6- 8				
4- 12	0- 2	0- 2	HOME	0- 4	0- 1	4- 3				
1- 12	0- 2	0- 2	AWAY	0- 3	0- 0	1- 5				
1- 1	0- 1	0- 0	NEUTRAL	0- 0	0- 0	1- 0				
3- 8	0- 0	0- 2	NON-CONFERENCE	0- 1	0- 1	3- 4				
3- 4	0- 0	0- 1	HOME	0- 1	0- 1	3- 1				
0- 4	0- 0	0- 1	AWAY	0- 0	0- 0	0- 3				
0- 0	0- 0	0- 0	NEUTRAL	0- 0	0- 0	0- 0				
3- 17	0- 5	0- 2	CONFERENCE	0- 6	0- 0	3- 4				
1- 8	0- 2	0- 1	HOME	0- 3	0- 0	1- 2				
1- 8	0- 2	0- 1	AWAY	0- 3	0- 0	1- 2				
1- 1	0- 1	0- 0	NEUTRAL	0- 0	0- 0	1- 0				

RPI	S	Opponent	Score	RPI	S	Opponent	Score	RPI	S	Opponent	Score	RPI	S	Opponent	Score	Team's RPI: 260
17	A	DePaul	69 100	26	A	Green Bay	34 61	66	A	Villanova	58 61	119	H	Ball St.	50 74	
17	H	DePaul	62 92	27	A	Marquette	53 91	66	H	Villanova	69 70	167	A	TCU	47 73	
24	A	Creighton	52 67	27	H	Marquette	66 72	67	A	Georgetown	72 83	173	A	Arkansas	50 68	
24	H	Creighton	53 65	30	H	South Fla.	59 74	67	H	Georgetown	52 58	195	A	Providence	51 68	
24	N	Creighton	55 64					69	A	St. John's (NY)	55 62	195	H	Providence	58 64	
								69	H	St. John's (NY)	41 62	198	A	Seton Hall	63 65	
								94	H	UCF	59 66	198	H	Seton Hall	79 58	
												201	H	ETSU	59 68	
												204	A	Xavier	65 62	
												204	H	Xavier	43 53	
												204	N	Xavier	68 66	
												211	A	Wisconsin	55 60	
												231	H	Bradley	58 56	
												234	H	Indiana St.	66 48	
												316	H	Fort Wayne	70 64	
LAST 12 Division I GAMES:																
24	N	Creighton	55 64	17	H	DePaul	62 92									
204	N	Xavier	68 66	27	H	Marquette	66 72									
24	H	Creighton	53 65	204	H	Xavier	43 53									
195	H	Providence	58 64	198	A	Seton Hall	63 65									
66	A	Villanova	58 61	69	A	St. John's (NY)	55 62									
67	A	Georgetown	72 83	67	H	Georgetown	52 58									

Non-Div I Games:

Butler

■ Loss,
■ Non-Conf,
■ S Site,
■ H Home
■ A Away
N Neutral

CSU Bakersfield

Through Games Of March 8, 2017

Average RPI Win:	288	WON-LOST	WINNING	LAST 10	STRENGTH OF	OPP. STRENGTH	TEAM	ADJ.	CONF.	ADJ CONF.
Average RPI Loss:	182	RECORD	PCT. RANK	GAMES	SCHEDULE	OF SCHEDULE	RPI	RPI	RPI	RPI
DIV. I ONLY	13- 14	186	7- 3	328	272	263	263	29	29	
DIV. I NON-CONF.	3- 9	275	0- 0	311	111	317	317	29	29	
TOTALS	RPI 1-25	RPI 26-50	W-L RECORDS	RPI 51-100	RPI 101-150	RPI 150+				
13- 14	0- 1	0- 1	OVERALL	0- 2	0- 2	13- 8				
7- 6	0- 1	0- 0	HOME	0- 1	0- 1	7- 3				
6- 7	0- 0	0- 1	AWAY	0- 1	0- 1	6- 4				
0- 1	0- 0	0- 0	NEUTRAL	0- 0	0- 0	0- 1				
3- 9	0- 1	0- 1	NON-CONFERENCE	0- 2	0- 0	3- 5				
2- 4	0- 1	0- 0	HOME	0- 1	0- 0	2- 2				
1- 5	0- 0	0- 1	AWAY	0- 1	0- 0	1- 3				
0- 0	0- 0	0- 0	NEUTRAL	0- 0	0- 0	0- 0				
10- 5	0- 0	0- 0	CONFERENCE	0- 0	0- 2	10- 3				
5- 2	0- 0	0- 0	HOME	0- 0	0- 1	5- 1				
5- 2	0- 0	0- 0	AWAY	0- 0	0- 1	5- 1				
0- 1	0- 0	0- 0	NEUTRAL	0- 0	0- 0	0- 1				

RPI 1-25				RPI 26-50				RPI 51-100				RPI 101+ Team's RPI: 263			
RPI	S	Opponent	Score	RPI	S	Opponent	Score	RPI	S	Opponent	Score	RPI	S	Opponent	Score
6	H	Stanford	56 77	35	A	Oregon	62 77	54	A	California	63 86	140	A	New Mexico St.	55 69
								77	H	South Dakota	60 75	140	H	New Mexico St.	55 64
												186	H	UC Riverside	66 71
												217	A	Seattle U	47 54
												217	H	Seattle U	52 63
												237	A	UTRGV	67 61
												237	H	UTRGV	74 46
												240	H	Hawaii	58 51
												244	A	Pacific	61 91
												246	A	Grand Canyon	80 64
												246	H	Grand Canyon	74 59
												272	H	Cal Poly	57 49
												290	H	Southern Utah	59 65
												298	A	UMKC	65 63
												298	H	UMKC	52 33
												303	A	UTEP	61 74
												312	A	Pepperdine	57 62
												326	A	UC Irvine	86 66
												328	A	Utah Valley	63 59
												328	H	Utah Valley	55 39
												328	N	Utah Valley	53 59
												345	A	Chicago St.	71 67
												345	H	Chicago St.	83 48
LAST 12 Division I GAMES:															
				328	N	Utah Valley	53 59					237	A	UTRGV	67 61
				246	A	Grand Canyon	80 64					140	A	New Mexico St.	55 69
				345	A	Chicago St.	71 67					246	H	Grand Canyon	74 59
				298	A	UMKC	65 63					298	H	UMKC	52 33
				217	H	Seattle U	52 63					345	H	Chicago St.	83 48
				328	H	Utah Valley	55 39					328	A	Utah Valley	63 59

Non-Div I Games: Stanislaus St. 78 51 Fresno Pacific 84 61

CSU Bakersfield

Loss, Non-Conf, S Site, H Home A Away N Neutral

Average RPI Win: 222	WON-LOST	WINNING	LAST 10	STRENGTH OF	OPP. STRENGTH	TEAM	ADJ.	CONF.	ADJ CONF.
Average RPI Loss: 146	RECORD	PCT. RANK	GAMES	SCHEDULE	OF SCHEDULE	RPI	RPI	RPI	RPI
DIV. I ONLY	18- 13	122	8- 2	186	215	150	150	23	23
DIV. I NON-CONF.	7- 7	165	0- 0	88	132	126	126	23	23
TOTALS	RPI 1-25	RPI 26-50	W-L RECORDS	RPI 51-100	RPI 101-150	RPI 150+			
18- 13	0- 2	0- 1	OVERALL	0- 3	4- 2	14- 5			
8- 7	0- 0	0- 1	HOME	0- 2	2- 1	6- 3			
9- 6	0- 2	0- 0	AWAY	0- 1	2- 1	7- 2			
1- 0	0- 0	0- 0	NEUTRAL	0- 0	0- 0	1- 0			
7- 7	0- 2	0- 1	NON-CONFERENCE	0- 1	3- 1	4- 2			
2- 5	0- 0	0- 1	HOME	0- 1	1- 1	1- 2			
5- 2	0- 2	0- 0	AWAY	0- 0	2- 0	3- 0			
0- 0	0- 0	0- 0	NEUTRAL	0- 0	0- 0	0- 0			
11- 6	0- 0	0- 0	CONFERENCE	0- 2	1- 1	10- 3			
6- 2	0- 0	0- 0	HOME	0- 1	1- 0	5- 1			
4- 4	0- 0	0- 0	AWAY	0- 1	0- 1	4- 2			
1- 0	0- 0	0- 0	NEUTRAL	0- 0	0- 0	1- 0			

RPI 1-25				RPI 26-50				RPI 51-100				RPI 101+ Team's RPI: 150			
RPI	S	Opponent	Score	RPI	S	Opponent	Score	RPI	S	Opponent	Score	RPI	S	Opponent	Score
6	A	Stanford	54 88	42	H	Michigan St.	59 63	55	H	Penn	36 47	109	A	St. Mary's (CA)	73 61
9	A	Washington	44 101					73	A	UC Davis	65 81	121	A	Long Beach St.	60 63
								73	H	UC Davis	55 63	121	H	Long Beach St.	63 56
												136	H	Eastern Wash.	57 71
												139	H	Detroit Mercy	76 67
												145	A	Fresno St.	61 57
												186	A	UC Riverside	70 67
												186	H	UC Riverside	79 70
												207	H	Portland St.	99 72
												214	A	UC Santa Barbara	62 55
												214	H	UC Santa Barbara	75 61
												217	A	Seattle U	68 64
												223	H	San Diego	67 76
												235	A	Weber St.	89 78
												240	A	Hawaii	60 49
												240	H	Hawaii	67 56
												240	N	Hawaii	71 64
												272	A	Cal Poly	68 79
												272	H	Cal Poly	63 70
												290	H	Southern Utah	71 77
												293	A	Northern Ariz.	83 79
												326	A	UC Irvine	52 77
												326	H	UC Irvine	85 77
												346	A	Cal St. Fullerton	71 54
												346	H	Cal St. Fullerton	58 41
LAST 12 Division I GAMES:															
				240	N	Hawaii	71 64					326	H	UC Irvine	85 77
				73	H	UC Davis	55 63					186	A	UC Riverside	70 67
				121	A	Long Beach St.	60 63					214	A	UC Santa Barbara	62 55
				186	H	UC Riverside	79 70					240	H	Hawaii	67 56
				346	A	Cal St. Fullerton	71 54					121	H	Long Beach St.	63 56
				240	A	Hawaii	60 49					214	H	UC Santa Barbara	75 61

Non-Div I Games:

CSUN

 Loss,
 Non-Conf,
 S Site,
 H Home
 A Away
N Neutral

Average RPI Win:	263	WON-LOST	WINNING	LAST 10	STRENGTH OF	OPP. STRENGTH	TEAM	ADJ.	CONF.	ADJ CONF.
Average RPI Loss:	168	RECORD	PCT. RANK	GAMES	SCHEDULE	OF SCHEDULE	RPI	RPI	RPI	RPI
DIV. I ONLY	11- 18	243	4- 6	273	248	272	272	23	23	
DIV. I NON-CONF.	4- 8	230	0- 0	207	244	280	280	23	23	
TOTALS	RPI 1-25	RPI 26-50	W-L RECORDS	RPI 51-100	RPI 101-150	RPI 150+				
11- 18	0- 2	0- 0	OVERALL	0- 3	3- 3	8- 10				
8- 6	0- 0	0- 0	HOME	0- 1	2- 2	6- 3				
3- 11	0- 2	0- 0	AWAY	0- 2	1- 1	2- 6				
0- 1	0- 0	0- 0	NEUTRAL	0- 0	0- 0	0- 1				
4- 8	0- 2	0- 0	NON-CONFERENCE	0- 1	0- 2	4- 3				
4- 2	0- 0	0- 0	HOME	0- 0	0- 2	4- 0				
0- 6	0- 2	0- 0	AWAY	0- 1	0- 0	0- 3				
0- 0	0- 0	0- 0	NEUTRAL	0- 0	0- 0	0- 0				
7- 10	0- 0	0- 0	CONFERENCE	0- 2	3- 1	4- 7				
4- 4	0- 0	0- 0	HOME	0- 1	2- 0	2- 3				
3- 5	0- 0	0- 0	AWAY	0- 1	1- 1	2- 3				
0- 1	0- 0	0- 0	NEUTRAL	0- 0	0- 0	0- 1				

RPI 1-25				RPI 26-50				RPI 51-100				RPI 101+ Team's RPI: 272			
RPI	S	Opponent	Score	RPI	S	Opponent	Score	RPI	S	Opponent	Score	RPI	S	Opponent	Score
6	A	Stanford	55 83					73	A	UC Davis	75 83	109	H	St. Mary's (CA)	71 79
10	A	UCLA	64 80					73	H	UC Davis	53 61	121	A	Long Beach St.	80 83
								74	A	Montana St.	52 71	121	H	Long Beach St.	69 67
												138	H	San Francisco	67 73
												150	A	CSUN	70 63
												150	H	CSUN	79 68
												186	A	UC Riverside	59 68
												186	H	UC Riverside	69 72
												214	A	UC Santa Barbara	63 77
												214	H	UC Santa Barbara	78 67
												240	A	Hawaii	57 66
												240	H	Hawaii	79 87
												240	N	Hawaii	50 71
												246	A	Grand Canyon	59 64
												263	A	CSU Bakersfield	49 57
												285	A	Sacramento St.	96 97
												293	H	Northern Ariz.	58 53
												304	H	North Dakota St.	73 46
												312	H	Pepperdine	62 52
												326	A	UC Irvine	78 60
												326	H	UC Irvine	71 74
												328	H	Utah Valley	77 65
												346	A	Cal St. Fullerton	69 45
												346	H	Cal St. Fullerton	73 57
LAST 12 Division I GAMES:															
240	N	Hawaii	50 71	346	A	Cal St. Fullerton	69 45								
214	A	UC Santa Barbara	63 77	326	A	UC Irvine	78 60								
346	H	Cal St. Fullerton	73 57	186	H	UC Riverside	69 72								
73	A	UC Davis	75 83	73	H	UC Davis	53 61								
326	H	UC Irvine	71 74	240	A	Hawaii	57 66								
121	H	Long Beach St.	69 67	150	A	CSUN	70 63								

Non-Div I Games:

Cal Poly

■ Loss,
 ■ Non-Conf,
 ■ S Site,
 ■ Home
 ■ A Away
 N Neutral

Average RPI Win:	325	WON-LOST	WINNING	LAST 10	STRENGTH OF	OPP. STRENGTH	TEAM	ADJ.	CONF.	ADJ CONF.
Average RPI Loss:	198	RECORD	PCT. RANK	GAMES	SCHEDULE	OF SCHEDULE	RPI	RPI	RPI	RPI
DIV. I ONLY	2- 25	344	0- 10	303	259	346	346	23	23	
DIV. I NON-CONF.	1- 10	325	0- 0	323	294	346	346	23	23	
TOTALS	RPI 1-25	RPI 26-50	W-L RECORDS	RPI 51-100	RPI 101-150	RPI 150+				
2- 25	0- 0	0- 0	OVERALL	0- 3	0- 6	2- 16				
2- 12	0- 0	0- 0	HOME	0- 1	0- 3	2- 8				
0- 13	0- 0	0- 0	AWAY	0- 2	0- 3	0- 8				
0- 0	0- 0	0- 0	NEUTRAL	0- 0	0- 0	0- 0				
1- 10	0- 0	0- 0	NON-CONFERENCE	0- 1	0- 2	1- 7				
1- 5	0- 0	0- 0	HOME	0- 0	0- 1	1- 4				
0- 5	0- 0	0- 0	AWAY	0- 1	0- 1	0- 3				
0- 0	0- 0	0- 0	NEUTRAL	0- 0	0- 0	0- 0				
1- 15	0- 0	0- 0	CONFERENCE	0- 2	0- 4	1- 9				
1- 7	0- 0	0- 0	HOME	0- 1	0- 2	1- 4				
0- 8	0- 0	0- 0	AWAY	0- 1	0- 2	0- 5				
0- 0	0- 0	0- 0	NEUTRAL	0- 0	0- 0	0- 0				

RPI 1-25				RPI 26-50				RPI 51-100				RPI 101+				Team's RPI: 346	
RPI	S	Opponent	Score	RPI	S	Opponent	Score	RPI	S	Opponent	Score	RPI	S	Opponent	Score		
								73	A	UC Davis	39	59	121	A	Long Beach St.	55	84
								73	H	UC Davis	51	70	121	H	Long Beach St.	48	65
								98	A	Wyoming	26	61	136	A	Eastern Wash.	67	84
													149	H	Idaho	86	88
													150	A	CSUN	41	58
													150	H	CSUN	54	71
													186	A	UC Riverside	45	68
													186	H	UC Riverside	63	75
													194	H	Columbia	46	61
													202	H	Loyola Marymount	62	77
													207	A	Portland St.	73	81
													214	A	UC Santa Barbara	37	57
													214	H	UC Santa Barbara	49	56
													223	A	San Diego	50	103
													240	A	Hawaii	50	60
													240	H	Hawaii	45	55
													269	H	San Diego St.	61	71
													272	A	Cal Poly	57	73
													272	H	Cal Poly	45	69
													310	A	Denver	58	77
													312	H	Pepperdine	58	69
													324	H	Montana	72	56
													326	A	UC Irvine	62	69
													326	H	UC Irvine	64	53
LAST 12 Division I GAMES:																	
				326	A	UC Irvine	62	69					121	A	Long Beach St.	55	84
				272	A	Cal Poly	57	73					214	A	UC Santa Barbara	37	57
				240	H	Hawaii	45	55					73	A	UC Davis	39	59
				150	H	CSUN	54	71					121	H	Long Beach St.	48	65
				186	H	UC Riverside	63	75					186	A	UC Riverside	45	68
				272	H	Cal Poly	45	69					73	H	UC Davis	51	70

Non-Div I Games: Antelope Valley 64 56 Whittier 97 49

Cal St. Fullerton

Loss, Non-Conf, S Site, H Home A Away N Neutral

California

Through Games Of March 8, 2017

Average RPI Win:	148	WON-LOST	WINNING	LAST 10	STRENGTH OF	OPP. STRENGTH	TEAM	ADJ.	CONF.	ADJ CONF.
Average RPI Loss:	39	RECORD	PCT. RANK	GAMES	SCHEDULE	OF SCHEDULE	RPI	RPI	RPI	RPI
DIV. I ONLY	19- 13	115	4- 6	44	23	54	54	1	1	
DIV. I NON-CONF.	12- 0	1	0- 0	189	188	23	23	1	1	
TOTALS	RPI 1-25	RPI 26-50	W-L RECORDS	RPI 51-100	RPI 101-150	RPI 150+				
19- 13	2- 6	1- 3	OVERALL	2- 2	7- 2	7- 0				
10- 6	1- 2	0- 2	HOME	1- 1	3- 1	5- 0				
5- 6	0- 3	1- 1	AWAY	0- 1	3- 1	1- 0				
4- 1	1- 1	0- 0	NEUTRAL	1- 0	1- 0	1- 0				
12- 0	1- 0	0- 0	NON-CONFERENCE	0- 0	4- 0	7- 0				
7- 0	0- 0	0- 0	HOME	0- 0	2- 0	5- 0				
2- 0	0- 0	0- 0	AWAY	0- 0	1- 0	1- 0				
3- 0	1- 0	0- 0	NEUTRAL	0- 0	1- 0	1- 0				
7- 13	1- 6	1- 3	CONFERENCE	2- 2	3- 2	0- 0				
3- 6	1- 2	0- 2	HOME	1- 1	1- 1	0- 0				
3- 6	0- 3	1- 1	AWAY	0- 1	2- 1	0- 0				
1- 1	0- 1	0- 0	NEUTRAL	1- 0	0- 0	0- 0				

RPI	S	Opponent	Score	RPI	S	Opponent	Score	RPI	S	Opponent	Score	RPI	S	Opponent	Score
4	A	Oregon St.	56 71	34	A	Arizona St.	62 72	78	A	Utah	57 63	102	A	Washington St.	79 84
4	H	Oregon St.	56 66	34	H	Arizona St.	45 54	78	H	Utah	64 73	108	A	Colorado	65 53
4	N	Oregon St.	49 65	35	A	Oregon	55 49	89	H	Southern California	63 56	108	H	Colorado	59 64
6	A	Stanford	54 72	35	H	Oregon	66 69	89	N	Southern California	71 58	109	A	St. Mary's (CA)	74 67
6	H	Stanford	66 72									116	N	Southern Miss.	71 51
9	A	Washington	67 90									122	H	Duquesne	86 66
10	H	UCLA	80 77									131	A	Arizona	74 64
19	N	Oklahoma	82 74									131	H	Arizona	71 60
												138	H	San Francisco	75 52
												163	H	Santa Clara	73 58
												186	H	UC Riverside	71 56
												196	A	Nebraska	86 65
												263	H	CSU Bakersfield	86 63
												285	H	Sacramento St.	97 73
												306	H	Lehigh	96 63
												318	N	Arkansas St.	80 55
LAST 12 Division I GAMES:															
4	N	Oregon St.	49 65	108	H	Colorado	59 64								
89	N	Southern California	71 58	78	H	Utah	64 73								
4	A	Oregon St.	56 71	89	H	Southern California	63 56								
35	A	Oregon	55 49	10	H	UCLA	80 77								
6	A	Stanford	54 72	102	A	Washington St.	79 84								
6	H	Stanford	66 72	9	A	Washington	67 90								

Non-Div I Games:

California

Loss, Non-Conf, S Site, H Home A Away N Neutral

Average RPI Win:	288	WON-LOST	WINNING	LAST 10	STRENGTH OF	OPP. STRENGTH	TEAM	ADJ.	CONF.	ADJ CONF.
Average RPI Loss:	175	RECORD	PCT. RANK	GAMES	SCHEDULE	OF SCHEDULE	RPI	RPI	RPI	RPI
DIV. I ONLY	18- 8	71	6- 4	333	328	191	191	28	28	
DIV. I NON-CONF.	5- 3	122	0- 0	326	346	213	213	28	28	
TOTALS	RPI 1-25	RPI 26-50	W-L RECORDS	RPI 51-100	RPI 101-150	RPI 150+				
18- 8	0- 0	0- 0	OVERALL	0- 1	0- 3	18- 4				
8- 4	0- 0	0- 0	HOME	0- 0	0- 2	8- 2				
8- 4	0- 0	0- 0	AWAY	0- 1	0- 1	8- 2				
2- 0	0- 0	0- 0	NEUTRAL	0- 0	0- 0	2- 0				
5- 3	0- 0	0- 0	NON-CONFERENCE	0- 1	0- 1	5- 1				
1- 2	0- 0	0- 0	HOME	0- 0	0- 1	1- 1				
2- 1	0- 0	0- 0	AWAY	0- 1	0- 0	2- 0				
2- 0	0- 0	0- 0	NEUTRAL	0- 0	0- 0	2- 0				
13- 5	0- 0	0- 0	CONFERENCE	0- 0	0- 2	13- 3				
7- 2	0- 0	0- 0	HOME	0- 0	0- 1	7- 1				
6- 3	0- 0	0- 0	AWAY	0- 0	0- 1	6- 2				
0- 0	0- 0	0- 0	NEUTRAL	0- 0	0- 0	0- 0				

RPI S	Opponent	Score	RPI S	Opponent	Score	RPI S	Opponent	Score	RPI S	Opponent	Score	Team's RPI: 191
						92 A	Mercer	60 76	126 A	Radford	48 49	
									126 H	Radford	42 61	
									143 H	VCU	53 66	
									201 H	ETSU	55 56	
									224 A	High Point	69 53	
									224 H	High Point	58 33	
									228 A	Presbyterian	49 39	
									228 H	Presbyterian	50 42	
									229 A	Liberty	47 57	
									229 H	Liberty	52 58	
									238 A	UNC Asheville	61 55	
									238 H	UNC Asheville	61 60	
									255 A	Charleston So.	43 60	
									255 H	Charleston So.	54 37	
									280 A	Western Caro.	50 48	
									286 N	Ark.-Pine Bluff	51 31	
									313 A	Gardner-Webb	73 61	
									313 H	Gardner-Webb	67 56	
									315 A	USC Upstate	56 41	
									330 N	Morgan St.	62 51	
									335 H	N.C. Central	61 30	
									342 A	Winthrop	70 35	
									342 H	Winthrop	61 32	
									343 A	Longwood	66 54	
									343 H	Longwood	74 50	
LAST 12 Division I GAMES:												
229 A	Liberty	47 57	238 H	UNC Asheville	61 60							
126 A	Radford	48 49	255 A	Charleston So.	43 60							
313 H	Gardner-Webb	67 56	343 H	Longwood	74 50							
228 H	Presbyterian	50 42	229 H	Liberty	52 58							
224 A	High Point	69 53	313 A	Gardner-Webb	73 61							
342 A	Winthrop	70 35	224 H	High Point	58 33							

Non-Div I Games: Columbia (SC) 73 32 Saint Augustine's 69 33 St. Andrews 94 39

Campbell

Loss, Non-Conf, S Site, H Home A Away N Neutral

Canisius

Through Games Of March 8, 2017

Average RPI Win:	264	WON-LOST	WINNING	LAST 10	STRENGTH OF	OPP. STRENGTH	TEAM	ADJ.	CONF.	ADJ CONF.
Average RPI Loss:	142	RECORD	PCT. RANK	GAMES	SCHEDULE	OF SCHEDULE	RPI	RPI	RPI	RPI
DIV. I ONLY	10- 21	267	4- 6	159	222	253	253	18	18	
DIV. I NON-CONF.	1- 8	314	0- 0	91	272	273	273	17	17	
TOTALS	RPI 1-25	RPI 26-50	W-L RECORDS	RPI 51-100	RPI 101-150	RPI 150+				
10- 21	0- 1	0- 3	OVERALL	0- 1	0- 6	10- 10				
5- 9	0- 0	0- 1	HOME	0- 1	0- 3	5- 4				
4- 11	0- 1	0- 1	AWAY	0- 0	0- 3	4- 6				
1- 1	0- 0	0- 1	NEUTRAL	0- 0	0- 0	1- 0				
1- 8	0- 1	0- 0	NON-CONFERENCE	0- 1	0- 2	1- 4				
0- 4	0- 0	0- 0	HOME	0- 1	0- 1	0- 2				
1- 4	0- 1	0- 0	AWAY	0- 0	0- 1	1- 2				
0- 0	0- 0	0- 0	NEUTRAL	0- 0	0- 0	0- 0				
9- 13	0- 0	0- 3	CONFERENCE	0- 0	0- 4	9- 6				
5- 5	0- 0	0- 1	HOME	0- 0	0- 2	5- 2				
3- 7	0- 0	0- 1	AWAY	0- 0	0- 2	3- 4				
1- 1	0- 0	0- 1	NEUTRAL	0- 0	0- 0	1- 0				

RPI 1-25				RPI 26-50				RPI 51-100				RPI 101+ Team's RPI: 253			
RPI	S	Opponent	Score	RPI	S	Opponent	Score	RPI	S	Opponent	Score	RPI	S	Opponent	Score
25	A	Ohio St.	56 89	33	A	Quinnipiac	49 62	91	H	Buffalo	52 65	106	A	Rider	50 61
				33	H	Quinnipiac	53 64					106	H	Rider	70 71
				33	N	Quinnipiac	58 63					125	A	Cornell	43 60
												132	H	Lamar University	51 65
												147	A	Iona	52 55
												147	H	Iona	45 58
												152	H	Northeastern	59 83
												165	A	Fairfield	48 57
												165	H	Fairfield	63 49
												176	A	Siena	42 67
												176	H	Siena	67 77
												177	A	Morehead St.	68 77
												219	A	Monmouth	53 55
												219	H	Monmouth	74 54
												232	A	Marist	60 67
												232	H	Marist	74 85
												236	H	Akron	64 73
												242	A	Saint Francis (PA)	74 95
												249	A	St. Bonaventure	74 57
												265	A	Niagara	65 57
												265	H	Niagara	52 41
												265	N	Niagara	80 74
												279	A	Manhattan	62 57
												279	H	Manhattan	58 48
												327	A	Saint Peter's	59 54
												327	H	Saint Peter's	61 56
LAST 12 Division I GAMES:															
				33	N	Quinnipiac	58 63	106	A	Rider	50 61				
				265	N	Niagara	80 74	265	H	Niagara	52 41				
				33	A	Quinnipiac	49 62	147	H	Iona	45 58				
				165	A	Fairfield	48 57	279	H	Manhattan	58 48				
				176	H	Siena	67 77	232	A	Marist	60 67				
				327	H	Saint Peter's	61 56	176	A	Siena	42 67				

Non-Div I Games:

Canisius

■ Loss,
 ■ Non-Conf,
 ■ S Site,
 ■ H Home
 ■ A Away
 N Neutral

Central Ark.

Through Games Of March 8, 2017
































































































Average RPI Win:	264	WON-LOST	WINNING	LAST 10	STRENGTH OF	OPP. STRENGTH	TEAM	ADJ.	CONF.	ADJ CONF.
Average RPI Loss:	91	RECORD	PCT. RANK	GAMES	SCHEDULE	OF SCHEDULE	RPI	RPI	RPI	RPI
DIV. I ONLY	20- 4	14	10- 0	314	276	97	97	27	27	
DIV. I NON-CONF.	4- 2	97	0- 0	295	62	105	105	27	27	
TOTALS	RPI 1-25	RPI 26-50	W-L RECORDS	RPI 51-100	RPI 101-150	RPI 150+				
20- 4	0- 1	0- 0	OVERALL	2- 0	1- 3	17- 0				
9- 1	0- 0	0- 0	HOME	1- 0	1- 1	7- 0				
9- 3	0- 0	0- 0	AWAY	1- 0	0- 1	8- 0				
2- 0	0- 0	0- 0	NEUTRAL	0- 0	0- 0	2- 0				
4- 2	0- 1	0- 0	NON-CONFERENCE	0- 0	0- 1	4- 0				
1- 0	0- 0	0- 0	HOME	0- 0	0- 0	1- 0				
1- 2	0- 1	0- 0	AWAY	0- 0	0- 1	1- 0				
2- 0	0- 0	0- 0	NEUTRAL	0- 0	0- 0	2- 0				
16- 2	0- 0	0- 0	CONFERENCE	2- 0	1- 2	13- 0				
8- 1	0- 0	0- 0	HOME	1- 0	1- 1	6- 0				
8- 1	0- 0	0- 0	AWAY	1- 0	0- 1	7- 0				
0- 0	0- 0	0- 0	NEUTRAL	0- 0	0- 0	0- 0				

RPI 1-25				RPI 26-50				RPI 51-100				RPI 101+ Team's RPI: 97			
RPI	S	Opponent	Score	RPI	S	Opponent	Score	RPI	S	Opponent	Score	RPI	S	Opponent	Score
22	A	Texas A&M	49 74					99	A	SFA	67 63	103	A	Texas Tech	45 79
								99	H	SFA	70 58	107	A	Abilene Christian	76 83
												107	H	Abilene Christian	80 70
												132	H	Lamar University	56 70
												174	N	Houston	69 55
												221	A	New Orleans	55 51
												229	N	Liberty	61 41
												284	A	A&M-Corpus Christi	49 41
												287	A	McNeese	72 49
												287	H	McNeese	67 52
												289	A	Nicholls St.	61 52
												294	A	Northwestern St.	62 51
												294	H	Northwestern St.	76 43
												307	A	Alcorn	71 57
												307	H	Alcorn	59 45
												329	A	Southeastern La.	78 64
												329	H	Southeastern La.	77 55
												333	H	Incarinate Word	63 50
												338	A	Houston Baptist	80 49
												338	H	Houston Baptist	83 39
												340	H	Sam Houston St.	75 48
LAST 12 Division I GAMES:															
294	A	Northwestern St.	62 51	107	H	Abilene Christian	80 70								
99	H	SFA	70 58	329	H	Southeastern La.	77 55								
329	A	Southeastern La.	78 64	287	A	McNeese	72 49								
338	H	Houston Baptist	83 39	333	H	Incarinate Word	63 50								
340	H	Sam Houston St.	75 48	99	A	SFA	67 63								
289	A	Nicholls St.	61 52	221	A	New Orleans	55 51								

Non-Div I Games: Crowley's Ridge 102 31 Williams Baptist 82 32 Central Baptist 94 47 Hendrix 71 39
Central Ark.






Loss, Non-Conf, S Site, H Home A Away N Neutral

Average RPI Win:	296	WON-LOST	WINNING	LAST 10	STRENGTH OF	OPP. STRENGTH	TEAM	ADJ.	CONF.	ADJ CONF.
Average RPI Loss:	214	RECORD	PCT. RANK	GAMES	SCHEDULE	OF SCHEDULE	RPI	RPI	RPI	RPI
DIV. I ONLY	11- 20	255	3- 7	319	324	305	305	31	31	
DIV. I NON-CONF.	1- 10	325	0- 0	292	151	344	344	32	32	
TOTALS	RPI 1-25	RPI 26-50	W-L RECORDS	RPI 51-100	RPI 101-150	RPI 150+				
11- 20	0- 0	0- 1	OVERALL	0- 1	0- 1	11- 17				
7- 5	0- 0	0- 0	HOME	0- 0	0- 0	7- 5				
4- 14	0- 0	0- 1	AWAY	0- 1	0- 1	4- 11				
0- 1	0- 0	0- 0	NEUTRAL	0- 0	0- 0	0- 1				
1- 10	0- 0	0- 1	NON-CONFERENCE	0- 1	0- 1	1- 7				
1- 2	0- 0	0- 0	HOME	0- 0	0- 0	1- 2				
0- 7	0- 0	0- 1	AWAY	0- 1	0- 1	0- 4				
0- 1	0- 0	0- 0	NEUTRAL	0- 0	0- 0	0- 1				
10- 10	0- 0	0- 0	CONFERENCE	0- 0	0- 0	10- 10				
6- 3	0- 0	0- 0	HOME	0- 0	0- 0	6- 3				
4- 7	0- 0	0- 0	AWAY	0- 0	0- 0	4- 7				
0- 0	0- 0	0- 0	NEUTRAL	0- 0	0- 0	0- 0				

RPI S	Opponent	Score	RPI S	Opponent	Score	RPI S	Opponent	Score	RPI S	Opponent	Score	Team's RPI: 305
			31 	 Syracuse	63  	76 	 New Hampshire	52 	105 	 Virginia Tech	47 	
									175 	 Boston College	46 	
									181 	 Hartford	58 	
									192 	Robert Morris	46 	
									192 	Robert Morris	62 	
									192 	Robert Morris	39 	
									197 	Sacred Heart	61 	
									197 	Sacred Heart	67 50	
									198 	Seton Hall	70 	
									216 	Dartmouth	51 	
									242 	Saint Francis (PA)	81 	
									242 	Saint Francis (PA)	65 57	
									242 	Saint Francis (PA)	70 	
									245 	Bryant	64 	
									245 	Bryant	53 52	
									259 	Stony Brook	59 	
									269 N	San Diego St.	62 	
									275 	Vermont	78 76	
									288 	Mt. St. Mary's	66 	
									288 	Mt. St. Mary's	68 58	
									309 	Massachusetts	37 	
									325 	St. Francis Brooklyn	61 53	
									325 	St. Francis Brooklyn	71 44	
									336 	LIU Brooklyn	76 71	
									336 	LIU Brooklyn	62 	
									339 	Fairleigh Dickinson	64 	
LAST 12 Division I GAMES:												
			192 	Robert Morris	62  	339 	Fairleigh Dickinson	64 				
			242 	Saint Francis (PA)	65 57	197 	Sacred Heart	61 				
			245 	Bryant	64  	341 	Wagner	83 71				
			325 	St. Francis Brooklyn	71 44	288 	Mt. St. Mary's	66 				
			242 	Saint Francis (PA)	70  	336 	LIU Brooklyn	62 				
			192 	Robert Morris	39  	245 	Bryant	53 52				

Non-Div I Games:

Central Conn. St.

 Loss,
  Non-Conf,
  S Site,
  H Home
  A Away
 N Neutral

RPI	S	Opponent	Score	
339	H	Fairleigh Dickinson	68	49
341	A	Wagner	83	71
341	H	Wagner	66	53

Central Conn. St.
t
.

Average RPI Win:	187	WON-LOST	WINNING	LAST 10	STRENGTH OF	OPP. STRENGTH	TEAM	ADJ.	CONF.	ADJ CONF.
Average RPI Loss:	75	RECORD	PCT. RANK	GAMES	SCHEDULE	OF SCHEDULE	RPI	RPI	RPI	RPI
DIV. I ONLY	23- 8	43	8- 2	93	105	44	44	10	10	
DIV. I NON-CONF.	8- 4	97	0- 0	241	59	138	138	11	11	
TOTALS	RPI 1-25	RPI 26-50	W-L RECORDS	RPI 51-100	RPI 101-150	RPI 150+				
23- 8	0- 1	0- 1	OVERALL	7- 4	2- 1	14- 1				
15- 1	0- 0	0- 1	HOME	4- 0	2- 0	9- 0				
6- 6	0- 1	0- 0	AWAY	3- 4	0- 1	3- 0				
2- 1	0- 0	0- 0	NEUTRAL	0- 0	0- 0	2- 1				
8- 4	0- 1	0- 1	NON-CONFERENCE	0- 2	1- 0	7- 0				
6- 1	0- 0	0- 1	HOME	0- 0	1- 0	5- 0				
0- 3	0- 1	0- 0	AWAY	0- 2	0- 0	0- 0				
2- 0	0- 0	0- 0	NEUTRAL	0- 0	0- 0	2- 0				
15- 4	0- 0	0- 0	CONFERENCE	7- 2	1- 1	7- 1				
9- 0	0- 0	0- 0	HOME	4- 0	1- 0	4- 0				
6- 3	0- 0	0- 0	AWAY	3- 2	0- 1	3- 0				
0- 1	0- 0	0- 0	NEUTRAL	0- 0	0- 0	0- 1				

RPI 1-25				RPI 26-50				Team's RPI: 44	RPI 51-100				RPI 101+			
RPI	S	Opponent	Score	RPI	S	Opponent	Score		RPI	S	Opponent	Score	RPI	S	Opponent	Score
2	A	Notre Dame	47 107	29	H	Elon	57 71		56	A	Toledo	72 74	112	H	Saint Joseph's	73 71
									56	H	Toledo	72 61	119	A	Ball St.	73 81
									57	A	Purdue	51 62	119	H	Ball St.	101 92
									70	A	Ohio	70 64	153	H	Oakland	70 67
									70	H	Ohio	64 59	160	A	Western Mich.	94 73
									81	A	Northern Ill.	109 94	160	H	Western Mich.	94 83
									81	H	Northern Ill.	109 86	160	N	Western Mich.	63 67
									83	A	Middle Tenn.	69 79	208	H	Illinois	82 51
									91	A	Buffalo	56 67	236	H	Akron	89 62
									91	H	Buffalo	88 71	247	H	Miami (OH)	80 61
									96	A	Kent St.	91 78	256	A	Bowling Green	76 65
													257	H	Furman	81 71
													282	A	Eastern Mich.	104 63
													282	H	Eastern Mich.	71 48
													304	N	North Dakota St.	77 55
													320	H	Ill.-Chicago	77 55
													323	H	Loyola Chicago	95 57
													328	N	Utah Valley	71 62
LAST 12 Division I GAMES:																
160	N	Western Mich.	63 67	70	A	Ohio	70 64									
282	H	Eastern Mich.	71 48	160	H	Western Mich.	94 83									
160	A	Western Mich.	94 73	81	A	Northern Ill.	109 94									
119	A	Ball St.	73 81	282	A	Eastern Mich.	104 63									
81	H	Northern Ill.	109 86	70	H	Ohio	64 59									
56	H	Toledo	72 61	56	A	Toledo	72 74									

Non-Div I Games:

Central Mich.

Average RPI Win: 279		WON-LOST	WINNING	LAST 10	STRENGTH OF	OPP. STRENGTH	TEAM	ADJ.	CONF.	ADJ CONF.
Average RPI Loss: 196		RECORD	PCT. RANK	GAMES	SCHEDULE	OF SCHEDULE	RPI	RPI	RPI	RPI
DIV. I ONLY		14- 12	152	6- 4	341	304	255	255	28	28
DIV. I NON-CONF.		3- 5	223	0- 0	343	190	324	324	28	28
TOTALS	RPI 1-25	RPI 26-50		W-L RECORDS		RPI 51-100	RPI 101-150	RPI 150+		
14- 12	0- 0	0- 1		OVERALL		0- 0	1- 2	13- 9		
9- 4	0- 0	0- 0		HOME		0- 0	1- 0	8- 4		
5- 8	0- 0	0- 1		AWAY		0- 0	0- 2	5- 5		
0- 0	0- 0	0- 0		NEUTRAL		0- 0	0- 0	0- 0		
3- 5	0- 0	0- 1		NON-CONFERENCE		0- 0	0- 1	3- 3		
2- 2	0- 0	0- 0		HOME		0- 0	0- 0	2- 2		
1- 3	0- 0	0- 1		AWAY		0- 0	0- 1	1- 1		
0- 0	0- 0	0- 0		NEUTRAL		0- 0	0- 0	0- 0		
11- 7	0- 0	0- 0		CONFERENCE		0- 0	1- 1	10- 6		
7- 2	0- 0	0- 0		HOME		0- 0	1- 0	6- 2		
4- 5	0- 0	0- 0		AWAY		0- 0	0- 1	4- 4		
0- 0	0- 0	0- 0		NEUTRAL		0- 0	0- 0	0- 0		

[illegible]

Charleston So.

■ Loss, ■ Non-Conf, S Site, H Home A Away N Neutral

Average RPI Win:	210	WON-LOST	WINNING	LAST 10	STRENGTH OF	OPP. STRENGTH	TEAM	ADJ.	CONF.	ADJ CONF.
Average RPI Loss:	98	RECORD	PCT. RANK	GAMES	SCHEDULE	OF SCHEDULE	RPI	RPI	RPI	RPI
DIV. I ONLY	21- 9	69	6- 4	207	102	110	110	15	15	
DIV. I NON-CONF.	8- 3	67	0- 0	291	31	115	115	16	16	
TOTALS	RPI 1-25	RPI 26-50	W-L RECORDS	RPI 51-100	RPI 101-150	RPI 150+				
21- 9	0- 1	1- 2	OVERALL	0- 2	3- 2	17- 2				
10- 4	0- 0	1- 0	HOME	0- 1	0- 1	9- 2				
10- 3	0- 1	0- 1	AWAY	0- 0	3- 1	7- 0				
1- 2	0- 0	0- 1	NEUTRAL	0- 1	0- 0	1- 0				
8- 3	0- 1	0- 1	NON-CONFERENCE	0- 1	1- 0	7- 0				
5- 0	0- 0	0- 0	HOME	0- 0	0- 0	5- 0				
3- 1	0- 1	0- 0	AWAY	0- 0	1- 0	2- 0				
0- 2	0- 0	0- 1	NEUTRAL	0- 1	0- 0	0- 0				
13- 6	0- 0	1- 1	CONFERENCE	0- 1	2- 2	10- 2				
5- 4	0- 0	1- 0	HOME	0- 1	0- 1	4- 2				
7- 2	0- 0	0- 1	AWAY	0- 0	2- 1	5- 0				
1- 0	0- 0	0- 0	NEUTRAL	0- 0	0- 0	1- 0				

RPI 1-25				RPI 26-50				RPI 51-100				RPI 101+				Team's RPI: 110	
RPI	S	Opponent	Score	RPI	S	Opponent	Score	RPI	S	Opponent	Score	RPI	S	Opponent	Score		
15	A	Miami (FL)	46 80	40	A	Western Ky.	74 75	78	N	Utah	68 81	116	A	Southern Miss.	78 61		
				40	H	Western Ky.	89 85	83	H	Middle Tenn.	81 83	122	A	Duquesne	77 63		
				48	N	Boise St.	65 68					130	A	Old Dominion	86 75		
												130	H	Old Dominion	70 72		
												144	A	Louisiana Tech	54 80		
												155	A	Rice	69 51		
												155	H	Rice	52 55		
												162	A	Pittsburgh	70 63		
												170	H	East Carolina	79 64		
												183	A	North Texas	78 63		
												183	H	North Texas	66 49		
												184	H	UTSA	78 67		
												189	H	UAB	81 88		
												211	H	Wisconsin	63 48		
												213	A	Col. of Charleston	62 49		
												228	H	Presbyterian	71 63		
												248	A	Marshall	89 75		
												248	H	Marshall	93 77		
												248	N	Marshall	71 66		
												276	H	Davidson	93 79		
												303	H	UTEP	84 74		
												308	A	FIU	101 54		
												337	A	Fla. Atlantic	72 66		
												343	H	Longwood	66 41		
LAST 12 Division I GAMES:																	
				248	N	Marshall	71 66					83	H	Middle Tenn.	81 83		
				303	H	UTEP	84 74					189	H	UAB	81 88		
				184	H	UTSA	78 67					308	A	FIU	101 54		
				248	A	Marshall	89 75					337	A	Fla. Atlantic	72 66		
				40	A	Western Ky.	74 75					155	H	Rice	52 55		
				130	H	Old Dominion	70 72					183	H	North Texas	66 49		

Non-Div I Games:

Charlotte

■ Loss,
 ■ Non-Conf,
 ■ S Site,
 ■ Home
 ■ A Away
 N Neutral

Chattanooga

Through Games Of March 8, 2017

Average RPI Win:	212	WON-LOST	WINNING	LAST 10	STRENGTH OF	OPP. STRENGTH	TEAM	ADJ.	CONF.	ADJ CONF.
Average RPI Loss:	84	RECORD	PCT. RANK	GAMES	SCHEDULE	OF SCHEDULE	RPI	RPI	RPI	RPI
DIV. I ONLY	21- 10	80	9- 1	83	124	65	65	17	17	
DIV. I NON-CONF.	6- 8	203	0- 0	47	15	101	101	20	20	
TOTALS	RPI 1-25	RPI 26-50	W-L RECORDS	RPI 51-100	RPI 101-150	RPI 150+				
21- 10	0- 3	0- 2	OVERALL	3- 2	1- 1	17- 2				
8- 4	0- 1	0- 2	HOME	1- 1	1- 0	6- 0				
8- 5	0- 2	0- 0	AWAY	1- 1	0- 0	7- 2				
5- 1	0- 0	0- 0	NEUTRAL	1- 0	0- 1	4- 0				
6- 8	0- 3	0- 2	NON-CONFERENCE	0- 2	1- 1	5- 0				
1- 4	0- 1	0- 2	HOME	0- 1	1- 0	0- 0				
3- 3	0- 2	0- 0	AWAY	0- 1	0- 0	3- 0				
2- 1	0- 0	0- 0	NEUTRAL	0- 0	0- 1	2- 0				
15- 2	0- 0	0- 0	CONFERENCE	3- 0	0- 0	12- 2				
7- 0	0- 0	0- 0	HOME	1- 0	0- 0	6- 0				
5- 2	0- 0	0- 0	AWAY	1- 0	0- 0	4- 2				
3- 0	0- 0	0- 0	NEUTRAL	1- 0	0- 0	2- 0				

RPI 1-25				RPI 26-50				RPI 51-100 Team's RPI: 65				RPI 101+			
RPI	S	Opponent	Score	RPI	S	Opponent	Score	RPI	S	Opponent	Score	RPI	S	Opponent	Score
1	A	UConn	43 80	26	H	Green Bay	55 71	82	H	Florida	61 72	101	H	Stetson	66 55
2	H	Notre Dame	58 79	49	H	Indiana	76 79	90	A	FGCU	55 68	124	N	Maine	39 49
11	A	Louisville	47 63					92	A	Mercer	74 56	199	A	UNCG	72 75
								92	H	Mercer	70 50	199	H	UNCG	58 55
								92	N	Mercer	61 59	199	N	UNCG	75 53
												201	A	ETSU	70 62
												201	H	ETSU	60 45
												220	A	UT Martin	80 60
												226	A	Rutgers	66 53
												228	A	Presbyterian	56 48
												230	A	Samford	77 61
												230	H	Samford	51 45
												239	A	Wofford	71 61
												239	H	Wofford	76 56
												256	N	Bowling Green	54 49
												257	A	Furman	48 65
												257	H	Furman	66 43
												280	A	Western Caro.	60 48
												280	H	Western Caro.	67 46
												280	N	Western Caro.	85 41
												300	N	Lafayette	68 43
LAST 12 Division I GAMES:															
				92	N	Mercer	61 59	199	A	UNCG	72 75				
				199	N	UNCG	75 53	201	A	ETSU	70 62				
				280	N	Western Caro.	85 41	230	H	Samford	51 45				
				239	H	Wofford	76 56	92	H	Mercer	70 50				
				257	H	Furman	66 43	257	A	Furman	48 65				
				280	A	Western Caro.	60 48	239	A	Wofford	71 61				

Non-Div I Games:

Chattanooga

Loss, Non-Conf, S Site, H Home A Away N Neutral

Average RPI Win:	0	WON-LOST	WINNING	LAST 10	STRENGTH OF	OPP. STRENGTH	TEAM	ADJ.	CONF.	ADJ CONF.
Average RPI Loss:	204	RECORD	PCT. RANK	GAMES	SCHEDULE	OF SCHEDULE	RPI	RPI	RPI	RPI
DIV. I ONLY	0- 29	348	0- 10	177	320	345	345	29	29	
DIV. I NON-CONF.	0- 14	335	0- 0	90	301	319	319	29	29	
TOTALS	RPI 1-25	RPI 26-50	W-L RECORDS	RPI 51-100	RPI 101-150	RPI 150+				
0- 29	0- 1	0- 0	OVERALL	0- 3	0- 5	0- 20				
0- 13	0- 0	0- 0	HOME	0- 1	0- 2	0- 10				
0- 15	0- 1	0- 0	AWAY	0- 2	0- 3	0- 9				
0- 1	0- 0	0- 0	NEUTRAL	0- 0	0- 0	0- 1				
0- 14	0- 1	0- 0	NON-CONFERENCE	0- 3	0- 3	0- 7				
0- 6	0- 0	0- 0	HOME	0- 1	0- 1	0- 4				
0- 8	0- 1	0- 0	AWAY	0- 2	0- 2	0- 3				
0- 0	0- 0	0- 0	NEUTRAL	0- 0	0- 0	0- 0				
0- 15	0- 0	0- 0	CONFERENCE	0- 0	0- 2	0- 13				
0- 7	0- 0	0- 0	HOME	0- 0	0- 1	0- 6				
0- 7	0- 0	0- 0	AWAY	0- 0	0- 1	0- 6				
0- 1	0- 0	0- 0	NEUTRAL	0- 0	0- 0	0- 1				

RPI 1-25				RPI 26-50				RPI 51-100				RPI 101+ Team's RPI: 345			
RPI	S	Opponent	Score	RPI	S	Opponent	Score	RPI	S	Opponent	Score	RPI	S	Opponent	Score
21	A	Kansas St.	33 83					61	H	Western Ill.	50 54	119	A	Ball St.	53 88
								68	A	Northwestern	42 75	140	A	New Mexico St.	63 100
								81	A	Northern Ill.	85 94	140	H	New Mexico St.	54 65
												141	H	Wright St.	65 71
												146	A	Milwaukee	49 71
												153	H	Oakland	60 80
												160	H	Western Mich.	51 64
												177	A	Morehead St.	55 63
												180	A	Cincinnati	53 81
												217	A	Seattle U	53 82
												217	H	Seattle U	51 64
												217	N	Seattle U	60 78
												237	A	UTRGV	43 71
												237	H	UTRGV	46 57
												246	A	Grand Canyon	39 57
												246	H	Grand Canyon	62 73
												263	A	CSU Bakersfield	48 83
												263	H	CSU Bakersfield	67 71
												292	H	Valparaiso	51 53
												298	A	UMKC	53 62
												298	H	UMKC	55 71
												321	H	NJIT	42 57
												323	A	Loyola Chicago	54 59
												328	A	Utah Valley	54 73
												328	H	Utah Valley	59 62
LAST 12 Division I GAMES:															
217	N	Seattle U	60 78	217	A	Seattle U	53 82								
298	H	UMKC	55 71	140	H	New Mexico St.	54 65								
263	H	CSU Bakersfield	67 71	246	A	Grand Canyon	39 57								
246	H	Grand Canyon	62 73	263	A	CSU Bakersfield	48 83								
298	A	UMKC	53 62	237	H	UTRGV	46 57								
328	A	Utah Valley	54 73	217	H	Seattle U	51 64								

Non-Div I Games:

Chicago St.

■ Loss,
 ■ Non-Conf,
 ■ S Site,
 ■ Home
 ■ A Away
 N Neutral

Average RPI Win:	217	WON-LOST	WINNING	LAST 10	STRENGTH OF	OPP. STRENGTH	TEAM	ADJ.	CONF.	ADJ CONF.
Average RPI Loss:	102	RECORD	PCT. RANK	GAMES	SCHEDULE	OF SCHEDULE	RPI	RPI	RPI	RPI
DIV. I ONLY	15- 14	164	2- 8	227	82	180	180	5	5	
DIV. I NON-CONF.	8- 4	97	0- 0	334	267	226	226	5	5	
TOTALS	RPI 1-25	RPI 26-50	W-L RECORDS	RPI 51-100	RPI 101-150	RPI 150+				
15- 14	0- 3	0- 1	OVERALL	2- 5	0- 1	13- 4				
10- 6	0- 1	0- 0	HOME	2- 2	0- 1	8- 2				
5- 7	0- 2	0- 1	AWAY	0- 3	0- 0	5- 1				
0- 1	0- 0	0- 0	NEUTRAL	0- 0	0- 0	0- 1				
8- 4	0- 1	0- 0	NON-CONFERENCE	0- 1	0- 0	8- 2				
5- 3	0- 0	0- 0	HOME	0- 1	0- 0	5- 2				
3- 1	0- 1	0- 0	AWAY	0- 0	0- 0	3- 0				
0- 0	0- 0	0- 0	NEUTRAL	0- 0	0- 0	0- 0				
7- 10	0- 2	0- 1	CONFERENCE	2- 4	0- 1	5- 2				
5- 3	0- 1	0- 0	HOME	2- 1	0- 1	3- 0				
2- 6	0- 1	0- 1	AWAY	0- 3	0- 0	2- 1				
0- 1	0- 0	0- 0	NEUTRAL	0- 0	0- 0	0- 1				

RPI 1-25				RPI 26-50				RPI 51-100				RPI 101+ Team's RPI: 180			
RPI	S	Opponent	Score	RPI	S	Opponent	Score	RPI	S	Opponent	Score	RPI	S	Opponent	Score
1	H	UConn	49 96	30	A	South Fla.	52 72	75	A	Tulane	51 62	142	H	Tulsa	61 78
18	A	Temple	64 88					75	H	Tulane	68 74	166	A	Memphis	66 59
25	A	Ohio St.	38 80					86	H	Georgia	48 51	166	H	Memphis	68 57
								94	A	UCF	44 64	170	A	East Carolina	69 80
								94	H	UCF	63 57	170	H	East Carolina	74 64
								100	A	SMU	47 64	174	A	Houston	71 62
								100	H	SMU	67 65	174	H	Houston	85 64
												174	N	Houston	61 74
												204	H	Xavier	61 72
												227	H	Howard	66 56
												234	H	Indiana St.	55 63
												247	A	Miami (OH)	49 43
												256	A	Bowling Green	68 58
												267	A	Southeast Mo. St.	83 75
												281	H	Tennessee Tech	60 38
												286	H	Ark.-Pine Bluff	72 42
												301	H	Eastern Ill.	78 64
												345	H	Chicago St.	81 53
LAST 12 Division I GAMES:															
174	N	Houston	61 74	174	A	Houston	71 62								
142	H	Tulsa	61 78	1	H	UConn	49 96								
18	A	Temple	64 88	30	A	South Fla.	52 72								
170	A	East Carolina	69 80	75	H	Tulane	68 74								
166	H	Memphis	68 57	94	A	UCF	44 64								
75	A	Tulane	51 62	170	H	East Carolina	74 64								

Non-Div I Games: Clarion 92 54

Cincinnati

Loss, Non-Conf, S Site, H Home A Away N Neutral

Average RPI Win:	197	WON-LOST	WINNING	LAST 10	STRENGTH OF	OPP. STRENGTH	TEAM	ADJ.	CONF.	ADJ CONF.
Average RPI Loss:	41	RECORD	PCT. RANK	GAMES	SCHEDULE	OF SCHEDULE	RPI	RPI	RPI	RPI
DIV. I ONLY	15- 16	175	4- 6	47	58	113	113	3	3	
DIV. I NON-CONF.	11- 2	23	0- 0	191	282	74	74	4	4	
TOTALS	RPI 1-25	RPI 26-50	W-L RECORDS	RPI 51-100	RPI 101-150	RPI 150+				
15- 16	0- 8	0- 3	OVERALL	1- 3	5- 1	9- 1				
9- 7	0- 3	0- 2	HOME	1- 1	3- 1	5- 0				
3- 8	0- 4	0- 1	AWAY	0- 2	0- 0	3- 1				
3- 1	0- 1	0- 0	NEUTRAL	0- 0	2- 0	1- 0				
11- 2	0- 1	0- 1	NON-CONFERENCE	0- 0	3- 0	8- 0				
7- 1	0- 0	0- 1	HOME	0- 0	2- 0	5- 0				
2- 1	0- 1	0- 0	AWAY	0- 0	0- 0	2- 0				
2- 0	0- 0	0- 0	NEUTRAL	0- 0	1- 0	1- 0				
4- 14	0- 7	0- 2	CONFERENCE	1- 3	2- 1	1- 1				
2- 6	0- 3	0- 1	HOME	1- 1	1- 1	0- 0				
1- 7	0- 3	0- 1	AWAY	0- 2	0- 0	1- 1				
1- 1	0- 1	0- 0	NEUTRAL	0- 0	1- 0	0- 0				

RPI S	Opponent	Score	RPI S	Opponent	Score	RPI S	Opponent	Score	RPI S	Opponent	Score	Team's RPI: 113
2	H Notre Dame	80 84	31	H Syracuse	62 88	51	H Virginia	37 69	105	H Virginia Tech	69 78	
3	A South Carolina	61 83	35	H Oregon	59 87	60	A Georgia Tech	58 72	105	N Virginia Tech	67 66	
8	A Duke	37 65	38	A North Carolina St.	53 65	60	H Georgia Tech	62 61	118	H North Carolina	78 67	
11	H Louisville	46 60				87	A Wake Forest	56 68	124	H Maine	69 61	
11	N Louisville	46 68							141	N Wright St.	75 51	
12	A Florida St.	47 80							144	H Louisiana Tech	78 67	
12	H Florida St.	27 86							162	A Pittsburgh	54 46	
15	A Miami (FL)	57 81							169	H Bethune-Cookman	59 38	
									175	A Boston College	48 60	
									219	A Monmouth	60 47	
									250	H Ga. Southern	58 47	
									251	A Jacksonville St.	69 63	
									254	H Coastal Caro.	64 57	
									280	H Western Caro.	78 63	
									323	N Loyola Chicago	61 40	
									348	H South Carolina St.	56 36	
LAST 12 Division I GAMES:												
	11 N Louisville	46 68		162 A Pittsburgh	54 46							
	105 N Virginia Tech	67 66		118 H North Carolina	78 67							
	60 A Georgia Tech	58 72		8 A Duke	37 65							
	12 A Florida St.	47 80		60 H Georgia Tech	62 61							
	2 H Notre Dame	80 84		11 H Louisville	46 60							
	15 A Miami (FL)	57 81		38 A North Carolina St.	53 65							

Non-Div I Games:

Clemson

■ Loss,
■ Non-Conf,
■ S Site,
■ H Home
■ A Away
N Neutral

Cleveland St.

Through Games Of March 8, 2017

Average RPI Win:	266	WON-LOST	WINNING	LAST 10	STRENGTH OF	OPP. STRENGTH	TEAM	ADJ.	CONF.	ADJ CONF.
Average RPI Loss:	129	RECORD	PCT. RANK	GAMES	SCHEDULE	OF SCHEDULE	RPI	RPI	RPI	RPI
DIV. I ONLY	13- 15	201	4- 6	164	247	182	182	19	19	
DIV. I NON-CONF.	4- 5	198	0- 0	134	271	144	144	21	21	
TOTALS	RPI 1-25	RPI 26-50	W-L RECORDS	RPI 51-100	RPI 101-150	RPI 150+				
13- 15	0- 1	0- 2	OVERALL	0- 2	1- 7	12- 3				
5- 6	0- 0	0- 1	HOME	0- 1	1- 2	4- 2				
7- 8	0- 1	0- 1	AWAY	0- 1	0- 4	7- 1				
1- 1	0- 0	0- 0	NEUTRAL	0- 0	0- 1	1- 0				
4- 5	0- 1	0- 0	NON-CONFERENCE	0- 2	0- 1	4- 1				
0- 2	0- 0	0- 0	HOME	0- 1	0- 0	0- 1				
3- 3	0- 1	0- 0	AWAY	0- 1	0- 1	3- 0				
1- 0	0- 0	0- 0	NEUTRAL	0- 0	0- 0	1- 0				
9- 10	0- 0	0- 2	CONFERENCE	0- 0	1- 6	8- 2				
5- 4	0- 0	0- 1	HOME	0- 0	1- 2	4- 1				
4- 5	0- 0	0- 1	AWAY	0- 0	0- 3	4- 1				
0- 1	0- 0	0- 0	NEUTRAL	0- 0	0- 1	0- 0				

RPI 1-25				RPI 26-50				RPI 51-100				RPI 101+ Team's RPI: 182			
RPI	S	Opponent	Score	RPI	S	Opponent	Score	RPI	S	Opponent	Score	RPI	S	Opponent	Score
25	A	Ohio St.	78 96	26	A	Green Bay	60 79	56	H	Toledo	59 92	137	A	Navy	63 88
				26	H	Green Bay	51 65	71	A	Bucknell	66 77	139	A	Detroit Mercy	54 66
												139	H	Detroit Mercy	75 50
												139	N	Detroit Mercy	56 70
												141	A	Wright St.	63 84
												141	H	Wright St.	60 65
												146	A	Milwaukee	72 76
												146	H	Milwaukee	78 80
												153	A	Oakland	74 62
												153	H	Oakland	79 93
												233	N	Richmond	69 65
												241	A	Evansville	66 62
												256	A	Bowling Green	64 56
												265	H	Niagara	49 67
												292	A	Valparaiso	66 62
												292	H	Valparaiso	71 60
												296	A	Northern Ky.	58 54
												296	H	Northern Ky.	77 58
												301	A	Eastern Ill.	66 56
												319	A	Youngstown St.	67 92
												319	H	Youngstown St.	71 68
												320	A	Ill.-Chicago	63 59
												320	H	Ill.-Chicago	77 59
LAST 12 Division I GAMES:															
139	N	Detroit Mercy	56 70	26	A	Green Bay	60 79	292	A	Valparaiso	66 62				
153	H	Oakland	79 93	320	A	Ill.-Chicago	63 59	26	H	Green Bay	51 65				
139	H	Detroit Mercy	75 50	146	H	Milwaukee	78 80	139	A	Detroit Mercy	54 66				
296	H	Northern Ky.	77 58												
141	H	Wright St.	60 65												
146	A	Milwaukee	72 76												

Non-Div I Games: Notre Dame (OH) 51 66 Lake Erie 65 42

Cleveland St.

Loss, Non-Conf, S Site, H Home A Away N Neutral

Average RPI Win: 260	WON-LOST	WINNING	LAST 10	STRENGTH OF	OPP. STRENGTH	TEAM	ADJ.	CONF.	ADJ CONF.
Average RPI Loss: 179	RECORD	PCT. RANK	GAMES	SCHEDULE	OF SCHEDULE	RPI	RPI	RPI	RPI
DIV. I ONLY	12- 15	207	4- 6	312	255	254	254	21	21
DIV. I NON-CONF.	4- 4	165	0- 0	348	324	292	292	19	19
TOTALS	RPI 1-25	RPI 26-50	W-L RECORDS	RPI 51-100	RPI 101-150	RPI 150+			
12- 15	0- 0	0- 2	OVERALL	0- 2	0- 2	12- 9			
6- 5	0- 0	0- 1	HOME	0- 1	0- 0	6- 3			
5- 9	0- 0	0- 1	AWAY	0- 1	0- 2	5- 5			
1- 1	0- 0	0- 0	NEUTRAL	0- 0	0- 0	1- 1			
4- 4	0- 0	0- 0	NON-CONFERENCE	0- 0	0- 1	4- 3			
1- 1	0- 0	0- 0	HOME	0- 0	0- 0	1- 1			
2- 3	0- 0	0- 0	AWAY	0- 0	0- 1	2- 2			
1- 0	0- 0	0- 0	NEUTRAL	0- 0	0- 0	1- 0			
8- 11	0- 0	0- 2	CONFERENCE	0- 2	0- 1	8- 6			
5- 4	0- 0	0- 1	HOME	0- 1	0- 0	5- 2			
3- 6	0- 0	0- 1	AWAY	0- 1	0- 1	3- 3			
0- 1	0- 0	0- 0	NEUTRAL	0- 0	0- 0	0- 1			

RPI S	Opponent	Score	RPI S	Opponent	Score	RPI S	Opponent	Score	RPI S	Opponent	Score	Team's RPI: 254
45	A Little Rock	47 79	84	A UT Arlington	58 60	113	A Clemson	57 64				
45	H Little Rock	66 74	84	H UT Arlington	41 70	123	A Troy	66 78				
						158	H Louisiana	71 68				
						164	A Texas St.	62 83				
						164	H Texas St.	64 48				
						213	A Col. of Charleston	79 72				
						215	A Appalachian St.	56 53				
						215	H Appalachian St.	60 55				
						215 N	Appalachian St.	58 79				
						239	A Wofford	62 67				
						242	H Saint Francis (PA)	59 70				
						243	A South Ala.	61 45				
						248	A Marshall	66 84				
						250	A Ga. Southern	70 78				
						250	H Ga. Southern	62 65				
						261	A Georgia St.	73 67				
						261	H Georgia St.	48 69				
						316	A Fort Wayne	72 57				
						318	A Arkansas St.	52 60				
						318	H Arkansas St.	57 55				
						332	H La.-Monroe	75 48				
						335	H N.C. Central	66 50				
						348 N	South Carolina St.	63 54				
LAST 12 Division I GAMES:												
215 N	Appalachian St.	58 79	250	H Ga. Southern	62 65							
215	A Appalachian St.	56 53	261	H Georgia St.	48 69							
158	H Louisiana	71 68	45	A Little Rock	47 79							
332	H La.-Monroe	75 48	318	A Arkansas St.	52 60							
123	A Troy	66 78	164	H Texas St.	64 48							
243	A South Ala.	61 45	84	H UT Arlington	41 70							

Non-Div I Games: Pfeiffer

91 49

Catawba

58

63

Coastal Caro.

■ Loss,
 ■ Non-Conf,
 ■ S Site,
 ■ Home
 ■ Away
 N Neutral

Average RPI Win:	194	WON-LOST	WINNING	LAST 10	STRENGTH OF	OPP. STRENGTH	TEAM	ADJ.	CONF.	ADJ CONF.
Average RPI Loss:	126	RECORD	PCT. RANK	GAMES	SCHEDULE	OF SCHEDULE	RPI	RPI	RPI	RPI
DIV. I ONLY	9- 21	280	3- 7	105	101	213	213	9	9	
DIV. I NON-CONF.	3- 8	262	0- 0	158	180	218	218	8	8	
TOTALS	RPI 1-25	RPI 26-50	W-L RECORDS	RPI 51-100	RPI 101-150	RPI 150+				
9- 21	0- 1	0- 6	OVERALL	1- 1	2- 4	6- 9				
5- 8	0- 0	0- 2	HOME	1- 0	1- 3	3- 3				
4- 12	0- 1	0- 4	AWAY	0- 1	1- 1	3- 5				
0- 1	0- 0	0- 0	NEUTRAL	0- 0	0- 0	0- 1				
3- 8	0- 1	0- 2	NON-CONFERENCE	0- 0	0- 2	3- 3				
0- 4	0- 0	0- 0	HOME	0- 0	0- 2	0- 2				
3- 4	0- 1	0- 2	AWAY	0- 0	0- 0	3- 1				
0- 0	0- 0	0- 0	NEUTRAL	0- 0	0- 0	0- 0				
6- 13	0- 0	0- 4	CONFERENCE	1- 1	2- 2	3- 6				
5- 4	0- 0	0- 2	HOME	1- 0	1- 1	3- 1				
1- 8	0- 0	0- 2	AWAY	0- 1	1- 1	0- 4				
0- 1	0- 0	0- 0	NEUTRAL	0- 0	0- 0	0- 1				

RPI 1-25				RPI 26-50				RPI 51-100				RPI 101+				Team's RPI: 213	
RPI	S	Opponent	Score	RPI	S	Opponent	Score	RPI	S	Opponent	Score	RPI	S	Opponent	Score		
11	A	Louisville	58 86	29	A	Elon	57 70	79	A	Drexel	57 70	105	H	Virginia Tech	61 71		
				29	H	Elon	56 84	79	H	Drexel	79 75	110	H	Charlotte	49 62		
				38	A	North Carolina St.	47 91					127	A	William & Mary	71 69		
				40	A	Western Ky.	76 89					127	H	William & Mary	70 60		
				41	A	James Madison	60 74					135	A	Delaware	66 71		
				41	H	James Madison	78 84					135	H	Delaware	56 69		
												152	A	Northeastern	44 61		
												152	H	Northeastern	75 86		
												174	A	Houston	63 79		
												178	A	Hofstra	81 85		
												178	H	Hofstra	71 55		
												209	A	Towson	59 61		
												209	H	Towson	59 54		
												215	A	Appalachian St.	65 62		
												218	A	UNCW	61 67		
												218	H	UNCW	76 37		
												218	N	UNCW	44 49		
												254	H	Coastal Caro.	72 79		
												255	A	Charleston So.	79 76		
												295	H	North Florida	47 60		
												342	A	Winthrop	95 64		
LAST 12 Division I GAMES:																	
				218	N	UNCW	44 49					152	A	Northeastern	44 61		
				41	A	James Madison	60 74					178	A	Hofstra	81 85		
				135	H	Delaware	56 69					209	H	Towson	59 54		
				152	H	Northeastern	75 86					79	H	Drexel	79 75		
				41	H	James Madison	78 84					218	A	UNCW	61 67		
				127	A	William & Mary	71 69					178	H	Hofstra	71 55		

Non-Div I Games:

Col. of Charleston

■ Loss,
 ■ Non-Conf,
 ■ S Site,
 ■ Home
 ■ A Away
 N Neutral

Average RPI Win: 257	WON-LOST	WINNING	LAST 10	STRENGTH OF	OPP. STRENGTH	TEAM	ADJ.	CONF.	ADJ CONF.
Average RPI Loss: 181	RECORD	PCT. RANK	GAMES	SCHEDULE	OF SCHEDULE	RPI	RPI	RPI	RPI
DIV. I ONLY	10- 20	264	4- 6	246	278	274	274	24	24
DIV. I NON-CONF.	3- 8	262	0- 0	271	236	291	291	25	25
TOTALS	RPI 1-25	RPI 26-50	W-L RECORDS	RPI 51-100	RPI 101-150	RPI 150+			
10- 20	0- 0	0- 0	OVERALL	0- 4	1- 2	9- 14			
7- 5	0- 0	0- 0	HOME	0- 1	0- 2	7- 2			
3- 15	0- 0	0- 0	AWAY	0- 3	1- 0	2- 12			
0- 0	0- 0	0- 0	NEUTRAL	0- 0	0- 0	0- 0			
3- 8	0- 0	0- 0	NON-CONFERENCE	0- 2	0- 1	3- 5			
2- 1	0- 0	0- 0	HOME	0- 0	0- 1	2- 0			
1- 7	0- 0	0- 0	AWAY	0- 2	0- 0	1- 5			
0- 0	0- 0	0- 0	NEUTRAL	0- 0	0- 0	0- 0			
7- 12	0- 0	0- 0	CONFERENCE	0- 2	1- 1	6- 9			
5- 4	0- 0	0- 0	HOME	0- 1	0- 1	5- 2			
2- 8	0- 0	0- 0	AWAY	0- 1	1- 0	1- 7			
0- 0	0- 0	0- 0	NEUTRAL	0- 0	0- 0	0- 0			

RPI S	Opponent	Score	RPI S	Opponent	Score	RPI S	Opponent	Score	RPI S	Opponent	Score	Team's RPI: 274
						57	A Purdue	51 71	125	H Cornell	57 70	
						63	A Gonzaga	42 72	137	A Navy	69 61	
						71	A Bucknell	56 79	137	H Navy	67 80	
						71	H Bucknell	49 79	156	A Brown	67 62	
									157	A Army West Point	47 57	
									157	A Army West Point	76 83	
									157	H Army West Point	69 76	
									176	A Siena	63 71	
									188	A American	57 68	
									188	H American	62 73	
									194	A Columbia	67 75	
									195	A Providence	85 92	
									209	H Towson	76 71	
									225	A Boston U.	51 65	
									225	H Boston U.	96 87	
									249	A St. Bonaventure	57 70	
									268	A Loyola Maryland	77 87	
									268	H Loyola Maryland	76 62	
									300	A Lafayette	85 90	
									300	H Lafayette	76 69	
									306	A Lehigh	74 83	
									306	H Lehigh	75 70	
									317	A Holy Cross	62 54	
									317	H Holy Cross	70 52	
									336	H LIU Brooklyn	76 61	
									344	A UMass Lowell	77 82	
LAST 12 Division I GAMES:												
157	A Army West Point	76 83	71	H Bucknell	49 79							
306	A Lehigh	74 83	157	A Army West Point	47 57							
300	A Lafayette	85 90	137	A Navy	69 61							
306	H Lehigh	75 70	317	H Holy Cross	70 52							
268	H Loyola Maryland	76 62	188	H American	62 73							
225	A Boston U.	51 65	268	A Loyola Maryland	77 87							

Non-Div I Games:

Colgate

■ Loss,
 ■ Non-Conf,
 ■ S Site,
 ■ H Home
 ■ A Away
 N Neutral

Colorado

Through Games Of March 8, 2017

Average RPI Win:	163	WON-LOST	WINNING	LAST 10	STRENGTH OF	OPP. STRENGTH	TEAM	ADJ.	CONF.	ADJ CONF.
Average RPI Loss:	43	RECORD	PCT. RANK	GAMES	SCHEDULE	OF SCHEDULE	RPI	RPI	RPI	RPI
DIV. I ONLY	15- 15	169	3- 7	56	16	108	108	1	1	
DIV. I NON-CONF.	10- 1	15	0- 0	240	205	76	76	1	1	
TOTALS	RPI 1-25	RPI 26-50	W-L RECORDS	RPI 51-100	RPI 101-150	RPI 150+				
15- 15	1- 7	1- 2	OVERALL	4- 4	3- 2	6- 0				
11- 6	1- 3	1- 1	HOME	3- 2	2- 0	4- 0				
4- 8	0- 4	0- 1	AWAY	1- 2	1- 1	2- 0				
0- 1	0- 0	0- 0	NEUTRAL	0- 0	0- 1	0- 0				
10- 1	1- 0	0- 0	NON-CONFERENCE	2- 1	1- 0	6- 0				
7- 1	1- 0	0- 0	HOME	2- 1	0- 0	4- 0				
3- 0	0- 0	0- 0	AWAY	0- 0	1- 0	2- 0				
0- 0	0- 0	0- 0	NEUTRAL	0- 0	0- 0	0- 0				
5- 14	0- 7	1- 2	CONFERENCE	2- 3	2- 2	0- 0				
4- 5	0- 3	1- 1	HOME	1- 1	2- 0	0- 0				
1- 8	0- 4	0- 1	AWAY	1- 2	0- 1	0- 0				
0- 1	0- 0	0- 0	NEUTRAL	0- 0	0- 1	0- 0				

RPI 1-25				RPI 26-50				RPI 51-100				RPI 101+ Team's RPI: 108			
RPI	S	Opponent	Score	RPI	S	Opponent	Score	RPI	S	Opponent	Score	RPI	S	Opponent	Score
4	A	Oregon St.	57 81	34	H	Arizona St.	52 71	53	H	Colorado St.	74 56	102	A	Washington St.	56 67
4	H	Oregon St.	49 54	35	A	Oregon	66 71	54	A	California	64 59	102	H	Washington St.	70 58
6	A	Stanford	51 64	35	H	Oregon	76 66	54	H	California	53 65	102	N	Washington St.	78 79
6	H	Stanford	70 84					78	A	Utah	53 58	128	A	Northern Colo.	83 62
9	A	Washington	46 79					78	H	Utah	54 49	131	H	Arizona	65 56
9	H	Washington	75 79					89	A	Southern California	54 79	159	H	Idaho St.	85 56
10	A	UCLA	74 87					98	H	Wyoming	75 82	304	A	North Dakota St.	76 59
14	H	Kentucky	79 69					100	H	SMU	67 50	311	A	Mississippi Val.	76 64
LAST 12 Division I GAMES:															
102	N	Washington St.	78 79	6	A	Stanford	51 64								
102	A	Washington St.	56 67	9	H	Washington	75 79								
9	A	Washington	46 79	102	H	Washington St.	70 58								
35	H	Oregon	76 66	78	A	Utah	53 58								
4	H	Oregon St.	49 54	78	H	Utah	54 49								
54	A	California	64 59	4	A	Oregon St.	57 81								

Non-Div I Games:

Colorado

Loss, Non-Conf, S Site, H Home A Away N Neutral

Average RPI Win:	197	WON-LOST	WINNING	LAST 10	STRENGTH OF	OPP. STRENGTH	TEAM	ADJ.	CONF.	ADJ CONF.
Average RPI Loss:	89	RECORD	PCT. RANK	GAMES	SCHEDULE	OF SCHEDULE	RPI	RPI	RPI	RPI
DIV. I ONLY	22- 8	50	7- 3	137	110	53	53	13	13	
DIV. I NON-CONF.	6- 4	127	0- 0	251	61	141	141	15	15	
TOTALS	RPI 1-25	RPI 26-50	W-L RECORDS	RPI 51-100	RPI 101-150	RPI 150+				
22- 8	0- 2	1- 2	OVERALL	1- 1	6- 1	14- 2				
13- 1	0- 0	0- 1	HOME	1- 0	4- 0	8- 0				
8- 6	0- 1	1- 0	AWAY	0- 0	2- 1	5- 1				
1- 1	0- 0	0- 1	NEUTRAL	0- 0	0- 0	1- 0				
6- 4	0- 2	0- 0	NON-CONFERENCE	0- 0	2- 1	4- 1				
5- 0	0- 0	0- 0	HOME	0- 0	2- 0	3- 0				
1- 4	0- 2	0- 0	AWAY	0- 0	0- 1	1- 1				
0- 0	0- 0	0- 0	NEUTRAL	0- 0	0- 0	0- 0				
16- 4	0- 0	1- 2	CONFERENCE	1- 1	4- 0	10- 1				
8- 1	0- 0	0- 1	HOME	1- 0	2- 0	5- 0				
7- 2	0- 0	1- 0	AWAY	0- 1	2- 0	4- 1				
1- 1	0- 0	0- 1	NEUTRAL	0- 0	0- 0	1- 0				

RPI 1-25				RPI 26-50				RPI 51-100				RPI 101+			
RPI	S	Opponent	Score	RPI	S	Opponent	Score	RPI	S	Opponent	Score	RPI	S	Opponent	Score
9	A	Washington	68 101	48	A	Boise St.	60 53	98	A	Wyoming	49 56	104	A	UNLV	57 37
19	A	Oklahoma	55 70	48	H	Boise St.	45 51	98	H	Wyoming	61 54	104	H	UNLV	44 41
				48	N	Boise St.	61 65					108	A	Colorado	56 74
												128	H	Northern Colo.	58 47
												145	A	Fresno St.	66 64
												145	H	Fresno St.	73 56
												148	H	Omaha	69 42
												151	A	New Mexico	78 63
												151	H	New Mexico	58 55
												189	A	Utah St.	48 55
												189	H	Utah St.	74 43
												196	A	Nebraska	59 62
												200	A	San Jose St.	68 56
												200	H	San Jose St.	70 67
												200	N	San Jose St.	65 60
												217	H	Seattle U	66 62
												269	A	San Diego St.	80 46
												269	H	San Diego St.	60 43
												283	H	Nevada	64 51
												310	H	Denver	76 49
												322	A	Air Force	72 35
												324	A	Montana	63 49
												329	H	Southeastern La.	77 31
LAST 12 Division I GAMES:															
				48	N	Boise St.	61 65	98	H	Wyoming	61 54				
				200	N	San Jose St.	65 60	145	A	Fresno St.	66 64				
				283	H	Nevada	64 51	189	A	Utah St.	48 55				
				98	A	Wyoming	49 56	104	H	UNLV	44 41				
				269	A	San Diego St.	80 46	48	A	Boise St.	60 53				
				151	H	New Mexico	58 55	269	H	San Diego St.	60 43				

Non-Div I Games: N.M. Highlands 96 31 Adams St. 76 29

Colorado St.

Loss, Non-Conf, S Site, H Home A Away N Neutral

Average RPI Win:	257	WON-LOST	WINNING	LAST 10	STRENGTH OF	OPP. STRENGTH	TEAM	ADJ.	CONF.	ADJ CONF.
Average RPI Loss:	122	RECORD	PCT. RANK	GAMES	SCHEDULE	OF SCHEDULE	RPI	RPI	RPI	RPI
DIV. I ONLY	13- 14	186	2- 8	238	204	194	194	8	8	
DIV. I NON-CONF.	10- 3	54	0- 0	339	344	177	177	9	9	
TOTALS	RPI 1-25	RPI 26-50	W-L RECORDS	RPI 51-100	RPI 101-150	RPI 150+				
13- 14	0- 0	0- 2	OVERALL	0- 2	1- 6	12- 4				
5- 7	0- 0	0- 1	HOME	0- 1	0- 3	5- 2				
8- 7	0- 0	0- 1	AWAY	0- 1	1- 3	7- 2				
0- 0	0- 0	0- 0	NEUTRAL	0- 0	0- 0	0- 0				
10- 3	0- 0	0- 0	NON-CONFERENCE	0- 0	0- 1	10- 2				
4- 1	0- 0	0- 0	HOME	0- 0	0- 0	4- 1				
6- 2	0- 0	0- 0	AWAY	0- 0	0- 1	6- 1				
0- 0	0- 0	0- 0	NEUTRAL	0- 0	0- 0	0- 0				
3- 11	0- 0	0- 2	CONFERENCE	0- 2	1- 5	2- 2				
1- 6	0- 0	0- 1	HOME	0- 1	0- 3	1- 1				
2- 5	0- 0	0- 1	AWAY	0- 1	1- 2	1- 1				
0- 0	0- 0	0- 0	NEUTRAL	0- 0	0- 0	0- 0				

RPI S	Opponent	Score	RPI S	Opponent	Score	RPI S	Opponent	Score	RPI S	Opponent	Score	Team's RPI: 194
			43 A	Harvard	68 70	55 A	Penn	59 68	115 A	Princeton	54 78	
			43 H	Harvard	55 58	55 H	Penn	54 64	115 H	Princeton	52 62	
									121 A	Long Beach St.	60 73	
									125 A	Cornell	70 77	
									125 H	Cornell	55 69	
									134 A	Yale	72 68	
									134 H	Yale	47 55	
									156 A	Brown	60 69	
									156 H	Brown	59 76	
									195 H	Providence	66 64	
									210 H	UMBC	56 67	
									212 A	Binghamton	75 65	
									216 A	Dartmouth	91 88	
									216 H	Dartmouth	69 48	
									233 A	Richmond	65 58	
									242 A	Saint Francis (PA)	84 77	
									259 A	Stony Brook	53 55	
									268 A	Loyola Maryland	65 53	
									274 H	Colgate	75 67	
									321 A	NJIT	65 51	
									336 H	LIU Brooklyn	66 57	
									344 H	UMass Lowell	76 57	
									346 A	Cal St. Fullerton	61 46	
LAST 12 Division I GAMES:												
134 H	Yale	47 55	115 H	Princeton	52 62							
156 H	Brown	59 76	55 H	Penn	54 64							
55 A	Penn	59 68	156 A	Brown	60 69							
115 A	Princeton	54 78	134 A	Yale	72 68							
216 H	Dartmouth	69 48	43 A	Harvard	68 70							
43 H	Harvard	55 58	216 A	Dartmouth	91 88							

Non-Div I Games:

Columbia

■ Loss,
 ■ Non-Conf, S Site,
 ■ Home
 ■ Away
 N Neutral

Average RPI Win:	317	WON-LOST	WINNING	LAST 10	STRENGTH OF	OPP. STRENGTH	TEAM	ADJ.	CONF.	ADJ CONF.
Average RPI Loss:	169	RECORD	PCT. RANK	GAMES	SCHEDULE	OF SCHEDULE	RPI	RPI	RPI	RPI
DIV. I ONLY	8- 21	288	4- 6	255	313	291	291	32	32	
DIV. I NON-CONF.	0- 12	335	0- 0	63	70	300	300	31	31	
TOTALS	RPI 1-25	RPI 26-50	W-L RECORDS	RPI 51-100	RPI 101-150	RPI 150+				
8- 21	0- 1	0- 2	OVERALL	0- 3	0- 2	8- 13				
4- 5	0- 0	0- 0	HOME	0- 1	0- 0	4- 4				
4- 14	0- 1	0- 2	AWAY	0- 2	0- 2	4- 7				
0- 2	0- 0	0- 0	NEUTRAL	0- 0	0- 0	0- 2				
0- 12	0- 1	0- 2	NON-CONFERENCE	0- 3	0- 2	0- 4				
0- 1	0- 0	0- 0	HOME	0- 1	0- 0	0- 0				
0- 10	0- 1	0- 2	AWAY	0- 2	0- 2	0- 3				
0- 1	0- 0	0- 0	NEUTRAL	0- 0	0- 0	0- 1				
8- 9	0- 0	0- 0	CONFERENCE	0- 0	0- 0	8- 9				
4- 4	0- 0	0- 0	HOME	0- 0	0- 0	4- 4				
4- 4	0- 0	0- 0	AWAY	0- 0	0- 0	4- 4				
0- 1	0- 0	0- 0	NEUTRAL	0- 0	0- 0	0- 1				

RPI S	Opponent	Score	RPI S	Opponent	Score	RPI S	Opponent	Score	RPI S	Opponent	Score	Team's RPI: 291
15	A Miami (FL)	35 75	31	A Syracuse	30 76	51	A Virginia	40 103	118	A North Carolina	55 90	
			39	A West Virginia	39 69	52	A George Washington	46 77	143	A VCU	44 73	
						99	H SFA	57 72	168	A Hampton	54 78	
									168	H Hampton	61 65	
									169	A Bethune-Cookman	52 71	
									169	H Bethune-Cookman	56 76	
									201	N ETSU	58 70	
									209	A Towson	65 69	
									210	A UMBC	63 73	
									227	A Howard	58 66	
									258	A UMES	55 49	
									258	N UMES	59 62	
									273	H Norfolk St.	45 49	
									278	H N.C. A&T	65 57	
									288	A Mt. St. Mary's	48 54	
									297	A Savannah St.	59 47	
									330	A Morgan St.	42 71	
									330	H Morgan St.	61 45	
									331	A Florida A&M	70 62	
									335	H N.C. Central	46 58	
									347	H Delaware St.	77 64	
									348	A South Carolina St.	66 63	
									348	H South Carolina St.	70 54	
LAST 12 Division I GAMES:												
258	N	UMES	59	62	169	H	Bethune-Cookman	56	76			
168	H	Hampton	61	65	335	H	N.C. Central	46	58			
330	A	Morgan St.	42	71	258	A	UMES	55	49			
297	A	Savannah St.	59	47	168	A	Hampton	54	78			
348	A	South Carolina St.	66	63	330	H	Morgan St.	61	45			
347	H	Delaware St.	77	64	273	H	Norfolk St.	45	49			

Non-Div I Games:

Coppin St.

■ Loss,
■ Non-Conf,
■ S Site,
■ Home
■ A Away
N Neutral

Average RPI Win: 203	WON-LOST	WINNING	LAST 10	STRENGTH OF	OPP. STRENGTH	TEAM	ADJ.	CONF.	ADJ CONF.
Average RPI Loss: 137	RECORD	PCT. RANK	GAMES	SCHEDULE	OF SCHEDULE	RPI	RPI	RPI	RPI
DIV. I ONLY	16- 11	117	5- 5	145	185	125	125	8	8
DIV. I NON-CONF.	9- 4	85	0- 0	288	316	140	140	9	9
TOTALS	RPI 1-25	RPI 26-50	W-L RECORDS	RPI 51-100	RPI 101-150	RPI 150+			
16- 11	0- 0	1- 1	OVERALL	1- 3	3- 1	11- 6			
8- 4	0- 0	1- 0	HOME	1- 2	1- 1	5- 1			
8- 7	0- 0	0- 1	AWAY	0- 1	2- 0	6- 5			
0- 0	0- 0	0- 0	NEUTRAL	0- 0	0- 0	0- 0			
9- 4	0- 0	0- 0	NON-CONFERENCE	1- 1	0- 0	8- 3			
4- 1	0- 0	0- 0	HOME	1- 1	0- 0	3- 0			
5- 3	0- 0	0- 0	AWAY	0- 0	0- 0	5- 3			
0- 0	0- 0	0- 0	NEUTRAL	0- 0	0- 0	0- 0			
7- 7	0- 0	1- 1	CONFERENCE	0- 2	3- 1	3- 3			
4- 3	0- 0	1- 0	HOME	0- 1	1- 1	2- 1			
3- 4	0- 0	0- 1	AWAY	0- 1	2- 0	1- 2			
0- 0	0- 0	0- 0	NEUTRAL	0- 0	0- 0	0- 0			

RPI S	Opponent	Score	RPI S	Opponent	Score	RPI S	Opponent	Score	RPI S	Opponent	Score	Team's RPI: 125
43	A Harvard	59 62	43	H Harvard	57 52	55	A Penn	34 47	115	A Princeton	55 44	
						55	H Penn	55 61	115	H Princeton	54 58	
						76	H New Hampshire	61 56	134	A Yale	76 63	
						79	H Drexel	53 63	134	H Yale	59 49	
									156	A Brown	67 72	
									156	H Brown	46 67	
									162	A Pittsburgh	44 56	
									194	A Columbia	69 55	
									194	H Columbia	77 70	
									209	A Towson	63 68	
									212	A Binghamton	54 51	
									216	A Dartmouth	74 84	
									216	H Dartmouth	72 57	
									227	H Howard	67 55	
									242	A Saint Francis (PA)	78 72	
									253	H Canisius	60 43	
									259	A Stony Brook	65 66	
									268	H Loyola Maryland	58 50	
									274	A Colgate	70 57	
									319	A Youngstown St.	80 75	
									347	A Delaware St.	72 51	
LAST 12 Division I GAMES:												
156	H Brown	46 67	55	H Penn	55 61							
134	H Yale	59 49	115	H Princeton	54 58							
115	A Princeton	55 44	134	A Yale	76 63							
55	A Penn	34 47	156	A Brown	67 72							
43	H Harvard	57 52	216	A Dartmouth	74 84							
216	H Dartmouth	72 57	43	A Harvard	59 62							

Non-Div I Games:

Cornell

■ Loss,
 ■ Non-Conf, S Site,
 ■ Home
 ■ Away
 N Neutral

Creighton

Through Games Of March 8, 2017

Average RPI Win:	142	WON-LOST	WINNING	LAST 10	STRENGTH OF	OPP. STRENGTH	TEAM	ADJ.	CONF.	ADJ CONF.
Average RPI Loss:	50	RECORD	PCT. RANK	GAMES	SCHEDULE	OF SCHEDULE	RPI	RPI	RPI	RPI
DIV. I ONLY	23- 7	34	9- 1	63	62	24	24	7	7	
DIV. I NON-CONF.	6- 4	127	0- 0	60	22	60	60	7	7	
TOTALS	RPI 1-25	RPI 26-50	W-L RECORDS	RPI 51-100	RPI 101-150	RPI 150+				
23- 7	0- 3	4- 3	OVERALL	6- 0	1- 0	12- 1				
12- 1	0- 1	2- 0	HOME	3- 0	1- 0	6- 0				
9- 5	0- 1	1- 3	AWAY	3- 0	0- 0	5- 1				
2- 1	0- 1	1- 0	NEUTRAL	0- 0	0- 0	1- 0				
6- 4	0- 1	2- 2	NON-CONFERENCE	0- 0	1- 0	3- 1				
4- 0	0- 0	1- 0	HOME	0- 0	1- 0	2- 0				
1- 3	0- 0	0- 2	AWAY	0- 0	0- 0	1- 1				
1- 1	0- 1	1- 0	NEUTRAL	0- 0	0- 0	0- 0				
17- 3	0- 2	2- 1	CONFERENCE	6- 0	0- 0	9- 0				
8- 1	0- 1	1- 0	HOME	3- 0	0- 0	4- 0				
8- 2	0- 1	1- 1	AWAY	3- 0	0- 0	4- 0				
1- 0	0- 0	0- 0	NEUTRAL	0- 0	0- 0	1- 0				

RPI S	Opponent	Score	RPI S	Opponent	Score	RPI S	Opponent	Score	RPI S	Opponent	Score
17 A	DePaul	65 79	27 A	Marquette	83 63	66 A	Villanova	47 44	148 H	Omaha	82 45
17 H	DePaul	56 60	27 A	Marquette	65 72	66 H	Villanova	60 46	179 A	Wichita St.	54 62
23 N	Missouri	63 72	27 H	Marquette	80 77	67 A	Georgetown	67 59	187 H	Kansas	69 49
			28 H	Drake	80 77	67 H	Georgetown	70 68	195 A	Providence	58 51
			32 N	Dayton	56 53	69 A	St. John's (NY)	55 43	195 H	Providence	88 57
			37 A	South Dakota St.	56 63	69 H	St. John's (NY)	67 60	196 H	Nebraska	80 64
			50 A	UNI	49 50				198 A	Seton Hall	70 60
									198 H	Seton Hall	61 44
									204 A	Xavier	67 57
									204 H	Xavier	63 52
									232 A	Marist	72 50
									260 A	Butler	65 53
									260 H	Butler	67 52
									260 N	Butler	64 55
LAST 12 Division I GAMES:											
27 A	Marquette	65 72	195 H	Providence	88 57						
260 N	Butler	64 55	67 A	Georgetown	67 59						
260 A	Butler	65 53	66 A	Villanova	47 44						
204 A	Xavier	67 57	27 H	Marquette	80 77						
69 H	St. John's (NY)	67 60	17 H	DePaul	56 60						
198 H	Seton Hall	61 44	198 A	Seton Hall	70 60						

Non-Div I Games:

Creighton

■ Loss,
 ■ Non-Conf, S Site,
 ■ Home
 ■ Away
 N Neutral

Average RPI Win: 207	WON-LOST	WINNING	LAST 10	STRENGTH OF	OPP. STRENGTH	TEAM	ADJ.	CONF.	ADJ CONF.
Average RPI Loss: 134	RECORD	PCT. RANK	GAMES	SCHEDULE	OF SCHEDULE	RPI	RPI	RPI	RPI
DIV. I ONLY	8- 19	284	2- 8	82	181	216	216	8	8
DIV. I NON-CONF.	5- 8	218	0- 0	203	298	221	221	9	9
TOTALS	RPI 1-25	RPI 26-50	W-L RECORDS	RPI 51-100	RPI 101-150	RPI 150+			
8- 19	0- 0	0- 2	OVERALL	0- 3	3- 7	5- 7			
5- 7	0- 0	0- 1	HOME	0- 1	3- 1	2- 4			
3- 12	0- 0	0- 1	AWAY	0- 2	0- 6	3- 3			
0- 0	0- 0	0- 0	NEUTRAL	0- 0	0- 0	0- 0			
5- 8	0- 0	0- 0	NON-CONFERENCE	0- 1	1- 3	4- 4			
3- 2	0- 0	0- 0	HOME	0- 0	1- 0	2- 2			
2- 6	0- 0	0- 0	AWAY	0- 1	0- 3	2- 2			
0- 0	0- 0	0- 0	NEUTRAL	0- 0	0- 0	0- 0			
3- 11	0- 0	0- 2	CONFERENCE	0- 2	2- 4	1- 3			
2- 5	0- 0	0- 1	HOME	0- 1	2- 1	0- 2			
1- 6	0- 0	0- 1	AWAY	0- 1	0- 3	1- 1			
0- 0	0- 0	0- 0	NEUTRAL	0- 0	0- 0	0- 0			

RPI S	Opponent	Score	RPI S	Opponent	Score	RPI S	Opponent	Score	RPI S	Opponent	Score	Team's RPI: 216
43	A Harvard	65 70	43	H Harvard	61 70	55	A Penn	38 68	114	H Albany (NY)	69 61	
						55	H Penn	47 60	115	A Princeton	55 85	
						76	A New Hampshire	47 64	115	H Princeton	58 56	
									124	A Maine	55 60	
									125	A Cornell	57 72	
									125	H Cornell	84 74	
									127	A William & Mary	50 63	
									130	A Old Dominion	56 82	
									134	A Yale	44 58	
									134	H Yale	50 57	
									156	A Brown	92 88	
									156	H Brown	62 65	
									157	H Army West Point	60 68	
									175	A Boston College	53 65	
									194	A Columbia	48 69	
									194	H Columbia	88 91	
									225	A Boston U.	61 49	
									232	H Marist	61 66	
									275	A Vermont	54 59	
									302	A Rhode Island	62 52	
									305	H Central Conn. St.	61 51	
									317	H Holy Cross	53 49	
LAST 12 Division I GAMES:												
115	H Princeton	58 56	156	H Brown	62 65							
55	H Penn	47 60	134	H Yale	50 57							
134	A Yale	44 58	55	A Penn	38 68							
156	A Brown	92 88	115	A Princeton	55 85							
194	A Columbia	48 69	125	H Cornell	84 74							
125	A Cornell	57 72	194	H Columbia	88 91							

Non-Div I Games:

Dartmouth

■ Loss,
 ■ Non-Conf,
 ■ S Site,
 ■ H Home
 ■ A Away
 N Neutral

Davidson

Through Games Of March 8, 2017

Average RPI Win: 234	WON-LOST	WINNING	LAST 10	STRENGTH OF	OPP. STRENGTH	TEAM	ADJ.	CONF.	ADJ CONF.
Average RPI Loss: 139	RECORD	PCT. RANK	GAMES	SCHEDULE	OF SCHEDULE	RPI	RPI	RPI	RPI
DIV. I ONLY	6- 23	316	3- 7	81	189	276	276	12	12
DIV. I NON-CONF.	2- 10	305	0- 0	39	296	256	256	12	12
TOTALS	RPI 1-25	RPI 26-50	W-L RECORDS	RPI 51-100	RPI 101-150	RPI 150+			
6- 23	0- 0	0- 2	OVERALL	0- 5	1- 7	5- 9			
5- 9	0- 0	0- 1	HOME	0- 3	1- 1	4- 4			
1- 12	0- 0	0- 1	AWAY	0- 1	0- 6	1- 4			
0- 2	0- 0	0- 0	NEUTRAL	0- 1	0- 0	0- 1			
2- 10	0- 0	0- 1	NON-CONFERENCE	0- 3	0- 2	2- 4			
2- 4	0- 0	0- 0	HOME	0- 2	0- 1	2- 1			
0- 4	0- 0	0- 1	AWAY	0- 0	0- 1	0- 2			
0- 2	0- 0	0- 0	NEUTRAL	0- 1	0- 0	0- 1			
4- 13	0- 0	0- 1	CONFERENCE	0- 2	1- 5	3- 5			
3- 5	0- 0	0- 1	HOME	0- 1	1- 0	2- 3			
1- 8	0- 0	0- 0	AWAY	0- 1	0- 5	1- 2			
0- 0	0- 0	0- 0	NEUTRAL	0- 0	0- 0	0- 0			

RPI S	Opponent	Score	RPI S	Opponent	Score	RPI S	Opponent	Score	RPI S	Opponent	Score	Team's RPI: 276
32	H Dayton	52 68	42	A Michigan St.	34 70	52	A George Washington	62 76	110	A Charlotte	79 93	
						56	N Toledo	41 76	112	A Saint Joseph's	54 69	
						92	H Mercer	60 67	120	A Fordham	54 62	
						93	H Saint Louis	69 106	120	A Fordham	72 85	
						94	H UCF	38 57	120	H Fordham	52 51	
									122	A Duquesne	51 73	
									126	H Radford	40 44	
									143	A VCU	47 54	
									159	N Idaho St.	58 70	
									160	A Western Mich.	63 76	
									171	H La Salle	58 65	
									193	A George Mason	55 59	
									193	H George Mason	58 54	
									201	A ETSU	56 76	
									218	H UNCW	58 67	
									224	H High Point	82 72	
									233	H Richmond	52 61	
									249	A St. Bonaventure	51 70	
									257	H Furman	71 61	
									302	H Rhode Island	74 64	
									309	A Massachusetts	63 59	
									309	H Massachusetts	60 61	
LAST 12 Division I GAMES:												
120	A Fordham	54 62	309	A Massachusetts	63 59							
143	A VCU	47 54	32	H Dayton	52 68							
112	A Saint Joseph's	54 69	233	H Richmond	52 61							
120	H Fordham	52 51	249	A St. Bonaventure	51 70							
302	H Rhode Island	74 64	171	H La Salle	58 65							
193	A George Mason	55 59	193	H George Mason	58 54							

Non-Div I Games:

Davidson

■ Loss,
 ■ Non-Conf,
 ■ S Site,
 ■ H Home
 ■ A Away
 N Neutral

Average RPI Win:	168	WON-LOST	WINNING	LAST 10	STRENGTH OF	OPP. STRENGTH	TEAM	ADJ.	CONF.	ADJ CONF.
Average RPI Loss:	63	RECORD	PCT. RANK	GAMES	SCHEDULE	OF SCHEDULE	RPI	RPI	RPI	RPI
DIV. I ONLY	22- 9	63	8- 2	52	91	32	32	12	12	
DIV. I NON-CONF.	6- 6	165	0- 0	27	14	73	73	12	12	
TOTALS	RPI 1-25	RPI 26-50	W-L RECORDS	RPI 51-100	RPI 101-150	RPI 150+				
22- 9	1- 2	0- 1	OVERALL	4- 4	8- 1	9- 1				
8- 3	0- 0	0- 1	HOME	2- 1	2- 0	4- 1				
8- 4	0- 1	0- 0	AWAY	1- 2	3- 1	4- 0				
6- 2	1- 1	0- 0	NEUTRAL	1- 1	3- 0	1- 0				
6- 6	1- 2	0- 1	NON-CONFERENCE	0- 3	2- 0	3- 0				
1- 2	0- 0	0- 1	HOME	0- 1	0- 0	1- 0				
2- 2	0- 1	0- 0	AWAY	0- 1	1- 0	1- 0				
3- 2	1- 1	0- 0	NEUTRAL	0- 1	1- 0	1- 0				
16- 3	0- 0	0- 0	CONFERENCE	4- 1	6- 1	6- 1				
7- 1	0- 0	0- 0	HOME	2- 0	2- 0	3- 1				
6- 2	0- 0	0- 0	AWAY	1- 1	2- 1	3- 0				
3- 0	0- 0	0- 0	NEUTRAL	1- 0	2- 0	0- 0				

RPI S	Opponent	Score	RPI S	Opponent	Score	Team's RPI: 32	RPI S	Opponent	Score	RPI S	Opponent	Score
1 A	UConn	65 98	33 H	Quinnipiac	60 63		51 A	Virginia	56 66	112 H	Saint Joseph's	64 59
22 N	Texas A&M	74 57					52 A	George Washington	39 52	115 A	Princeton	62 56
24 N	Creighton	53 56					52 H	George Washington	50 48	120 A	Fordham	52 66
							56 H	Toledo	72 76	122 A	Duquesne	75 64
							60 N	Georgia Tech	68 81	122 H	Duquesne	66 47
							93 A	Saint Louis	78 67	122 N	Duquesne	70 56
							93 H	Saint Louis	68 62	130 N	Old Dominion	77 69
							93 N	Saint Louis	75 65	143 A	VCU	68 48
										143 N	VCU	77 61
										171 H	La Salle	51 54
										193 A	George Mason	60 48
										211 A	Wisconsin	83 64
										229 N	Liberty	82 53
										233 H	Richmond	55 39
										249 A	St. Bonaventure	62 60
										276 A	Davidson	68 52
										302 H	Rhode Island	81 51
										309 H	Massachusetts	77 65
										330 H	Morgan St.	61 42
LAST 12 Division I GAMES:												
122 N	Duquesne	70 56	52 A	George Washington	39 52							
93 N	Saint Louis	75 65	233 H	Richmond	55 39							
143 N	VCU	77 61	143 A	VCU	68 48							
93 H	Saint Louis	68 62	276 A	Davidson	68 52							
120 A	Fordham	52 66	302 H	Rhode Island	81 51							
122 H	Duquesne	66 47	193 A	George Mason	60 48							

Non-Div I Games:

Dayton

Average RPI Win: 146	WON-LOST	WINNING	LAST 10	STRENGTH OF	OPP. STRENGTH	TEAM	ADJ.	CONF.	ADJ CONF.
Average RPI Loss: 16	RECORD	PCT. RANK	GAMES	SCHEDULE	OF SCHEDULE	RPI	RPI	RPI	RPI
DIV. I ONLY	26- 7	26	8- 2	34	63	17	17	7	7
DIV. I NON-CONF.	8- 4	97	0- 0	15	12	32	32	7	7
TOTALS	RPI 1-25	RPI 26-50	W-L RECORDS	RPI 51-100	RPI 101-150	RPI 150+			
26- 7	2- 4	2- 3	OVERALL	8- 0	0- 0	14- 0			
13- 2	1- 1	0- 1	HOME	4- 0	0- 0	8- 0			
9- 4	1- 2	0- 2	AWAY	3- 0	0- 0	5- 0			
4- 1	0- 1	2- 0	NEUTRAL	1- 0	0- 0	1- 0			
8- 4	0- 4	2- 0	NON-CONFERENCE	1- 0	0- 0	5- 0			
5- 1	0- 1	0- 0	HOME	1- 0	0- 0	4- 0			
1- 2	0- 2	0- 0	AWAY	0- 0	0- 0	1- 0			
2- 1	0- 1	2- 0	NEUTRAL	0- 0	0- 0	0- 0			
18- 3	2- 0	0- 3	CONFERENCE	7- 0	0- 0	9- 0			
8- 1	1- 0	0- 1	HOME	3- 0	0- 0	4- 0			
8- 2	1- 0	0- 2	AWAY	3- 0	0- 0	4- 0			
2- 0	0- 0	0- 0	NEUTRAL	1- 0	0- 0	1- 0			

RPI	S	Opponent	Score	RPI	S	Opponent	Score	RPI	S	Opponent	Score	RPI	S	Opponent	Score
1	A	UConn	46 91	27	A	Marquette	78 86	66	A	Villanova	80 50	189	H	UAB	90 80
2	H	Notre Dame	61 75	27	A	Marquette	81 96	66	H	Villanova	77 50	195	A	Providence	64 55
7	N	Baylor	72 104	27	H	Marquette	101 102	67	A	Georgetown	76 53	195	H	Providence	61 56
18	A	Temple	74 84	31	N	Syracuse	108 84	67	H	Georgetown	79 70	198	A	Seton Hall	96 65
24	A	Creighton	60 56	40	N	Western Ky.	77 69	68	H	Northwestern	89 66	198	H	Seton Hall	86 60
24	H	Creighton	79 65					69	A	St. John's (NY)	78 66	198	N	Seton Hall	92 60
								69	H	St. John's (NY)	54 51	204	A	Xavier	70 43
								69	N	St. John's (NY)	59 41	204	H	Xavier	85 69
												215	H	Appalachian St.	99 58
												220	H	UT Martin	100 68
												260	A	Butler	92 62
												260	H	Butler	100 69
												266	H	Prairie View	94 62
												323	A	Loyola Chicago	107 46
LAST 12 Division I GAMES:															
27	A	Marquette	78 86	260	A	Butler	92 62								
69	N	St. John's (NY)	59 41	204	A	Xavier	70 43								
198	N	Seton Hall	92 60	198	H	Seton Hall	86 60								
67	H	Georgetown	79 70	69	H	St. John's (NY)	54 51								
66	H	Villanova	77 50	195	A	Providence	64 55								
27	A	Marquette	81 96	24	A	Creighton	60 56								

Non-Div I Games:

DePaul

■ Loss,
■ Non-Conf,
■ S Site,
■ H Home
■ A Away
N Neutral

Delaware

Through Games Of March 8, 2017

Average RPI Win: 195	WON-LOST	WINNING	LAST 10	STRENGTH OF	OPP. STRENGTH	TEAM	ADJ.	CONF.	ADJ CONF.
Average RPI Loss: 89	RECORD	PCT. RANK	GAMES	SCHEDULE	OF SCHEDULE	RPI	RPI	RPI	RPI
DIV. I ONLY	16- 13	140	5- 5	80	116	135	135	9	9
DIV. I NON-CONF.	6- 5	148	0- 0	104	238	161	161	8	8
TOTALS	RPI 1-25	RPI 26-50	W-L RECORDS	RPI 51-100	RPI 101-150	RPI 150+			
16- 13	0- 0	0- 5	OVERALL	0- 3	2- 2	14- 3			
9- 7	0- 0	0- 2	HOME	0- 2	1- 1	8- 2			
7- 4	0- 0	0- 2	AWAY	0- 1	1- 0	6- 1			
0- 2	0- 0	0- 1	NEUTRAL	0- 0	0- 1	0- 0			
6- 5	0- 0	0- 1	NON-CONFERENCE	0- 1	1- 1	5- 2			
4- 3	0- 0	0- 0	HOME	0- 1	1- 0	3- 2			
2- 0	0- 0	0- 0	AWAY	0- 0	0- 0	2- 0			
0- 2	0- 0	0- 1	NEUTRAL	0- 0	0- 1	0- 0			
10- 8	0- 0	0- 4	CONFERENCE	0- 2	1- 1	9- 1			
5- 4	0- 0	0- 2	HOME	0- 1	0- 1	5- 0			
5- 4	0- 0	0- 2	AWAY	0- 1	1- 0	4- 1			
0- 0	0- 0	0- 0	NEUTRAL	0- 0	0- 0	0- 0			

RPI S	Opponent	Score	RPI S	Opponent	Score	RPI S	Opponent	Score	RPI S	Opponent	Score	Team's RPI: 135
29	A Elon	42 69	29	H Elon	48 57	67	H Georgetown	46 54	115	H Princeton	66 62	
41	A James Madison	42 77	41	A James Madison	51 66	79	A Drexel	49 53	127	A William & Mary	68 54	
42	N Michigan St.	64 81	42	N Michigan St.	64 81	79	H Drexel	44 54	127	H William & Mary	49 60	
									139	N Detroit Mercy	64 66	
									152	A Northeastern	41 50	
									152	H Northeastern	65 53	
									157	H Army West Point	47 61	
									178	A Hofstra	73 56	
									178	H Hofstra	56 45	
									181	H Hartford	66 67	
									188	A American	56 55	
									192	H Robert Morris	67 65	
									193	H George Mason	67 51	
									209	A Towson	73 67	
									209	H Towson	75 59	
									213	A Col. of Charleston	69 56	
									213	H Col. of Charleston	71 66	
									218	A UNCW	63 52	
									218	H UNCW	57 40	
									249	H St. Bonaventure	43 40	
									268	A Loyola Maryland	47 45	
LAST 12 Division I GAMES:												
209	H Towson	75 59	41	A James Madison	42 77							
213	A Col. of Charleston	69 56	79	H Drexel	44 54							
29	H Elon	48 57	218	H UNCW	57 40							
79	A Drexel	49 53	209	A Towson	73 67							
152	A Northeastern	41 50	127	A William & Mary	68 54							
178	H Hofstra	56 45	213	H Col. of Charleston	71 66							

Non-Div I Games:

Delaware

Loss, Non-Conf, S Site, H Home A Away N Neutral

Average RPI Win:	341	WON-LOST	WINNING	LAST 10	STRENGTH OF	OPP. STRENGTH	TEAM	ADJ.	CONF.	ADJ CONF.
Average RPI Loss:	234	RECORD	PCT. RANK	GAMES	SCHEDULE	OF SCHEDULE	RPI	RPI	RPI	RPI
DIV. I ONLY	3- 27	342	1- 9	342	332	347	347	32	32	
DIV. I NON-CONF.	1- 12	332	0- 0	275	254	336	336	31	31	
TOTALS	RPI 1-25	RPI 26-50	W-L RECORDS	RPI 51-100	RPI 101-150	RPI 150+				
3- 27	0- 0	0- 0	OVERALL	0- 2	0- 4	3- 21				
1- 10	0- 0	0- 0	HOME	0- 0	0- 2	1- 8				
2- 16	0- 0	0- 0	AWAY	0- 2	0- 2	2- 12				
0- 1	0- 0	0- 0	NEUTRAL	0- 0	0- 0	0- 1				
1- 12	0- 0	0- 0	NON-CONFERENCE	0- 2	0- 4	1- 6				
0- 3	0- 0	0- 0	HOME	0- 0	0- 2	0- 1				
1- 9	0- 0	0- 0	AWAY	0- 2	0- 2	1- 5				
0- 0	0- 0	0- 0	NEUTRAL	0- 0	0- 0	0- 0				
2- 15	0- 0	0- 0	CONFERENCE	0- 0	0- 0	2- 15				
1- 7	0- 0	0- 0	HOME	0- 0	0- 0	1- 7				
1- 7	0- 0	0- 0	AWAY	0- 0	0- 0	1- 7				
0- 1	0- 0	0- 0	NEUTRAL	0- 0	0- 0	0- 1				

RPI S	Opponent	Score	RPI S	Opponent	Score	RPI S	Opponent	Score	RPI S	Opponent	Score	Team's RPI: 347
						59	A Iowa St.	57 88	105	A Virginia Tech	48 88	
						79	A Drexel	44 69	125	H Cornell	51 72	
									127	A William & Mary	48 82	
									139	H Detroit Mercy	71 90	
									168	H Hampton	52 83	
									169	A Bethune-Cookman	58 72	
									171	A La Salle	38 78	
									178	A Hofstra	44 64	
									204	A Xavier	53 86	
									227	H Howard	76 93	
									258	H UMES	72 79	
									273	H Norfolk St.	74 82	
									273 N	Norfolk St.	40 60	
									278	A N.C. A&T	44 83	
									278	H N.C. A&T	60 68	
									291	A Coppin St.	64 77	
									297	A Savannah St.	57 64	
									306	A Lehigh	80 91	
									321	H NJIT	43 57	
									330	A Morgan St.	47 74	
									330	H Morgan St.	52 71	
									331	A Florida A&M	61 69	
									331	H Florida A&M	56 65	
									335	A N.C. Central	63 68	
									335	H N.C. Central	55 51	
									341	A Wagner	61 49	
LAST 12 Division I GAMES:												
			273 N	Norfolk St.	40 60	331	A	Florida A&M	61 69			
			227	H Howard	76 93	169	A	Bethune-Cookman	58 72			
			258	H UMES	72 79	278	H	N.C. A&T	60 68			
			330	H Morgan St.	52 71	335	H	N.C. Central	55 51			
			291	A Coppin St.	64 77	331	H	Florida A&M	56 65			
			330	A Morgan St.	47 74	297	A	Savannah St.	57 64			

Non-Div I Games:

Delaware St.

D
e
l
a
w
a
r
e
S
t
.

RPI S Delaware St. Score

Through Games Of March 8, 2017

RPI	S	Opponent	Score	
343	A	Longwood	77	88
348	A	South Carolina St.	72	70

D
e
l
a
w
a
r
e
S
t
.

Delaware St.

Average RPI Win: 296	WON-LOST	WINNING	LAST 10	STRENGTH OF	OPP. STRENGTH	TEAM	ADJ.	CONF.	ADJ CONF.
Average RPI Loss: 139	RECORD	PCT. RANK	GAMES	SCHEDULE	OF SCHEDULE	RPI	RPI	RPI	RPI
DIV. I ONLY	6- 24	320	2- 8	189	196	310	310	11	11
DIV. I NON-CONF.	3- 10	280	0- 0	280	310	327	327	10	10
TOTALS	RPI 1-25	RPI 26-50	W-L RECORDS	RPI 51-100	RPI 101-150	RPI 150+			
6- 24	0- 0	0- 3	OVERALL	0- 9	0- 3	6- 9			
4- 9	0- 0	0- 1	HOME	0- 3	0- 1	4- 4			
2- 13	0- 0	0- 1	AWAY	0- 2	0- 1	2- 2			
0- 2	0- 0	0- 1	NEUTRAL	0- 1	0- 0	0- 0			
3- 10	0- 0	0- 1	NON-CONFERENCE	0- 2	0- 1	3- 6			
3- 2	0- 0	0- 0	HOME	0- 0	0- 0	3- 2			
0- 7	0- 0	0- 0	AWAY	0- 2	0- 1	0- 4			
0- 1	0- 0	0- 1	NEUTRAL	0- 0	0- 0	0- 0			
3- 14	0- 0	0- 2	CONFERENCE	0- 7	0- 2	3- 3			
1- 7	0- 0	0- 1	HOME	0- 3	0- 1	1- 2			
2- 6	0- 0	0- 1	AWAY	0- 3	0- 1	2- 1			
0- 1	0- 0	0- 0	NEUTRAL	0- 1	0- 0	0- 0			

Denver

Denver

RPI S	Opponent	Score	RPI S	Opponent	Score	RPI S	Opponent	Score	RPI S	Opponent	Score	Team's RPI: 310
37	A South Dakota St.	54 78	37	H South Dakota St.	63 72	53	A Colorado St.	49 76	128	A Northern Colo.	48 68	
50	N UNI	68 79				61	A Western Ill.	62 87	148	A Omaha	78 100	
						61	H Western Ill.	68 80	148	H Omaha	73 82	
						61	N Western Ill.	39 82	152	H Northeastern	69 72	
						62	A IUPUI	49 71	159	A Idaho St.	64 65	
						62	H IUPUI	45 67	161	A Oral Roberts	47 45	
						77	A South Dakota	64 70	161	H Oral Roberts	57 70	
						77	H South Dakota	44 53	217	H Seattle U	72 75	
						98	A Wyoming	49 59	246	A Grand Canyon	70 73	
									293	A Northern Ariz.	67 82	
									304	A North Dakota St.	58 67	
									304	H North Dakota St.	80 86	
									312	H Pepperdine	75 67	
									316	A Fort Wayne	78 72	
									316	H Fort Wayne	78 50	
									322	H Air Force	65 52	
									328	A Utah Valley	58 72	
									346	H Cal St. Fullerton	77 58	
LAST 12 Division I GAMES:												
61	N Western Ill.	39 82	62	H IUPUI	45 67							
148	A Omaha	78 100	316	H Fort Wayne	78 50							
37	A South Dakota St.	54 78	77	H South Dakota	44 53							
161	H Oral Roberts	57 70	161	A Oral Roberts	47 45							
304	A North Dakota St.	58 67	148	H Omaha	73 82							
61	H Western Ill.	68 80	37	H South Dakota St.	63 72							

Non-Div I Games:

Denver

Detroit Mercy

Through Games Of March 8, 2017

Average RPI Win:	213	WON-LOST	WINNING	LAST 10	STRENGTH OF	OPP. STRENGTH	TEAM	ADJ.	CONF.	ADJ CONF.
Average RPI Loss:	155	RECORD	PCT. RANK	GAMES	SCHEDULE	OF SCHEDULE	RPI	RPI	RPI	RPI
DIV. I ONLY	18- 14	137	6- 4	175	198	139	139	19	19	
DIV. I NON-CONF.	4- 7	224	0- 0	262	109	229	229	21	21	
TOTALS	RPI 1-25	RPI 26-50	W-L RECORDS	RPI 51-100	RPI 101-150	RPI 150+				
18- 14	0- 0	1- 2	OVERALL	1- 2	4- 3	12- 7				
10- 2	0- 0	1- 0	HOME	1- 0	2- 0	6- 2				
5- 11	0- 0	0- 1	AWAY	0- 2	0- 3	5- 5				
3- 1	0- 0	0- 1	NEUTRAL	0- 0	2- 0	1- 0				
4- 7	0- 0	0- 0	NON-CONFERENCE	1- 2	1- 1	2- 4				
1- 2	0- 0	0- 0	HOME	1- 0	0- 0	0- 2				
2- 5	0- 0	0- 0	AWAY	0- 2	0- 1	2- 2				
1- 0	0- 0	0- 0	NEUTRAL	0- 0	1- 0	0- 0				
14- 7	0- 0	1- 2	CONFERENCE	0- 0	3- 2	10- 3				
9- 0	0- 0	1- 0	HOME	0- 0	2- 0	6- 0				
3- 6	0- 0	0- 1	AWAY	0- 0	0- 2	3- 3				
2- 1	0- 0	0- 1	NEUTRAL	0- 0	1- 0	1- 0				

RPI 1-25			RPI 26-50			RPI 51-100			RPI 101+			Team's RPI: 139		
RPI	S	Opponent	Score	RPI	S	Opponent	Score	RPI	S	Opponent	Score			
				26	A	Green Bay	55 60	56	A	Toledo	66 72	135	N Delaware	66 64
				26	H	Green Bay	76 72	72	A	Minnesota	91 111	141	A Wright St.	69 77
				26	N	Green Bay	52 64	96	H	Kent St.	73 52	141	H Wright St.	85 80
												141	N Wright St.	71 52
												146	A Milwaukee	69 81
												146	H Milwaukee	77 63
												150	A CSUN	67 76
												153	A Oakland	80 71
												153	H Oakland	71 61
												160	H Western Mich.	65 75
												170	A East Carolina	81 83
												182	A Cleveland St.	50 75
												182	H Cleveland St.	66 54
												182	N Cleveland St.	70 56
												193	H George Mason	54 55
												231	A Bradley	60 70
												282	A Eastern Mich.	77 64
												292	A Valparaiso	55 57
												292	H Valparaiso	85 60
												296	A Northern Ky.	55 53
												296	H Northern Ky.	57 49
												319	A Youngstown St.	83 67
												319	H Youngstown St.	80 63
												320	A Ill.-Chicago	62 63
												320	H Ill.-Chicago	98 76
												347	A Delaware St.	90 71
						</								

LAST 12 Division I GAMES:

26	N Green Bay	52 64	292	A Valparaiso	55 57
141	N Wright St.	71 52	320	A Ill.-Chicago	62 63
182	N Cleveland St.	70 56	153	H Oakland	71 61
319	A Youngstown St.	83 67	26	H Green Bay	76 72
182	A Cleveland St.	50 75	146	H Milwaukee	77 63
141	H Wright St.	85 80	296	A Northern Ky.	55 53

Non-Div I Games:

Detroit Mercy

Loss, Non-Conf, S Site, H Home A Away N Neutral

Average RPI Win: 186	WON-LOST	WINNING	LAST 10	STRENGTH OF	OPP. STRENGTH	TEAM	ADJ.	CONF.	ADJ CONF.
Average RPI Loss: 93	RECORD	PCT. RANK	GAMES	SCHEDULE	OF SCHEDULE	RPI	RPI	RPI	RPI
DIV. I ONLY	20- 9	72	6- 4	149	98	79	79	9	9
DIV. I NON-CONF.	9- 2	37	0- 0	236	179	65	65	8	8
TOTALS	RPI 1-25	RPI 26-50	W-L RECORDS	RPI 51-100	RPI 101-150	RPI 150+			
20- 9	0- 0	1- 4	OVERALL	1- 1	5- 2	13- 2			
12- 2	0- 0	1- 2	HOME	1- 0	3- 0	7- 0			
6- 7	0- 0	0- 2	AWAY	0- 1	2- 2	4- 2			
2- 0	0- 0	0- 0	NEUTRAL	0- 0	0- 0	2- 0			
9- 2	0- 0	1- 0	NON-CONFERENCE	1- 1	2- 1	5- 0			
5- 0	0- 0	1- 0	HOME	1- 0	1- 0	2- 0			
2- 2	0- 0	0- 0	AWAY	0- 1	1- 1	1- 0			
2- 0	0- 0	0- 0	NEUTRAL	0- 0	0- 0	2- 0			
11- 7	0- 0	0- 4	CONFERENCE	0- 0	3- 1	8- 2			
7- 2	0- 0	0- 2	HOME	0- 0	2- 0	5- 0			
4- 5	0- 0	0- 2	AWAY	0- 0	1- 1	3- 2			
0- 0	0- 0	0- 0	NEUTRAL	0- 0	0- 0	0- 0			

RPI S	Opponent	Score	RPI S	Opponent	Score	RPI S	Opponent	Score	RPI S	Opponent	Score
29	A Elon	65 75	29	H Elon	45 48	71	A Bucknell	66 78	111	A Vanderbilt	63 73
31	H Syracuse	62 61	41	A James Madison	47 54	85	H Penn St.	83 60	112	H Saint Joseph's	60 49
41	H James Madison	64 74							125	A Cornell	63 53
									127	A William & Mary	65 74
									127	H William & Mary	65 48
									135	A Delaware	54 44
									135	H Delaware	53 49
									152	A Northeastern	63 33
									152	H Northeastern	74 51
									178	A Hofstra	53 58
									178	H Hofstra	65 43
									193	N George Mason	82 71
									209	A Towson	80 65
									209	H Towson	58 48
									213	A Col. of Charleston	75 79
									213	H Col. of Charleston	70 57
									218	A UNCW	71 38
									218	H UNCW	76 51
									265	H Niagara	69 57
									300	A Lafayette	81 39
									309	N Massachusetts	65 47
									347	H Delaware St.	69 44
LAST 12 Division I GAMES:											
127	A William & Mary	65 74	127	H William & Mary	65 48						
178	A Hofstra	53 58	135	A Delaware	54 44						
41	H James Madison	64 74	213	A Col. of Charleston	75 79						
135	H Delaware	53 49	152	H Northeastern	74 51						
209	A Towson	80 65	41	A James Madison	47 54						
218	H UNCW	76 51	178	H Hofstra	65 43						

Non-Div I Games:

Drexel

Average RPI Win:	182	WON-LOST	WINNING	LAST 10	STRENGTH OF	OPP. STRENGTH	TEAM	ADJ.	CONF.	ADJ CONF.
Average RPI Loss:	107	RECORD	PCT. RANK	GAMES	SCHEDULE	OF SCHEDULE	RPI	RPI	RPI	RPI
DIV. I ONLY	18- 15	150	6- 4	90	92	122	122	12	12	
DIV. I NON-CONF.	7- 6	157	0- 1	97	86	109	109	12	12	
TOTALS	RPI 1-25	RPI 26-50	W-L RECORDS	RPI 51-100	RPI 101-150	RPI 150+				
18- 15	0- 2	0- 3	OVERALL	4- 4	3- 3	11- 3				
10- 5	0- 1	0- 1	HOME	1- 2	1- 1	8- 0				
5- 9	0- 1	0- 1	AWAY	2- 2	1- 2	2- 3				
3- 1	0- 0	0- 1	NEUTRAL	1- 0	1- 0	1- 0				
7- 6	0- 2	0- 0	NON-CONFERENCE	1- 3	1- 1	5- 0				
3- 3	0- 1	0- 0	HOME	0- 1	0- 1	3- 0				
3- 3	0- 1	0- 0	AWAY	1- 2	1- 0	1- 0				
1- 0	0- 0	0- 0	NEUTRAL	0- 0	0- 0	1- 0				
11- 9	0- 0	0- 3	CONFERENCE	3- 1	2- 2	6- 3				
7- 2	0- 0	0- 1	HOME	1- 1	1- 0	5- 0				
2- 6	0- 0	0- 1	AWAY	1- 0	0- 2	1- 3				
2- 1	0- 0	0- 1	NEUTRAL	1- 0	1- 0	0- 0				

RPI	S	Opponent	Score	RPI	S	Opponent	Score	RPI	S	Opponent	Score	RPI	S	Opponent	Score	Team's RPI: 122
16	H	Maryland	57 77	32	A	Dayton	47 66	52	A	George Washington	73 63	110	H	Charlotte	63 77	
25	A	Ohio St.	69 89	32	H	Dayton	64 75	52	H	George Washington	40 75	112	A	Saint Joseph's	58 60	
				32	N	Dayton	56 70	52	N	George Washington	62 58	112	N	Saint Joseph's	78 63	
								54	A	California	66 86	120	A	Fordham	51 64	
								69	A	St. John's (NY)	71 65	143	H	VCU	70 51	
								70	A	Ohio	46 64	147	A	Iona	61 58	
								91	H	Buffalo	69 71	162	H	Pittsburgh	63 54	
								93	H	Saint Louis	94 65	171	A	La Salle	76 68	
												193	H	George Mason	76 57	
												193	H	George Mason	66 55	
												233	H	Richmond	73 61	
												236	A	Akron	67 57	
												249	A	St. Bonaventure	56 69	
												249	H	St. Bonaventure	83 61	
												276	H	Davidson	73 51	
												280	N	Western Caro.	65 50	
												300	H	Lafayette	67 52	
												302	A	Rhode Island	69 71	
												306	H	Lehigh	63 49	
												309	A	Massachusetts	67 75	
LAST 12 Division I GAMES:																
				32	N	Dayton	56 70	302	A	Rhode Island	69 71					
				112	N	Saint Joseph's	78 63	32	A	Dayton	47 66					
				52	N	George Washington	62 58	143	H	VCU	70 51					
				193	H	George Mason	66 55	193	H	George Mason	76 57					
				54	A	California	66 86	112	A	Saint Joseph's	58 60					
				249	H	St. Bonaventure	83 61	52	A	George Washington	73 63					

Non-Div I Games:

Duquesne

■ Loss,
 ■ Non-Conf,
 ■ S Site,
 ■ Home
 ■ A Away
 N Neutral

Average RPI Win: 250	WON-LOST	WINNING	LAST 10	STRENGTH OF	OPP. STRENGTH	TEAM	ADJ.	CONF.	ADJ CONF.
Average RPI Loss: 146	RECORD	PCT. RANK	GAMES	SCHEDULE	OF SCHEDULE	RPI	RPI	RPI	RPI
DIV. I ONLY	16- 14	157	5- 5	289	170	201	201	17	17
DIV. I NON-CONF.	8- 7	164	0- 0	306	178	233	233	20	20
TOTALS	RPI 1-25	RPI 26-50	W-L RECORDS	RPI 51-100	RPI 101-150	RPI 150+			
16- 14	0- 1	0- 1	OVERALL	0- 4	1- 2	15- 6			
8- 7	0- 1	0- 1	HOME	0- 2	1- 1	7- 2			
7- 5	0- 0	0- 0	AWAY	0- 2	0- 0	7- 3			
1- 2	0- 0	0- 0	NEUTRAL	0- 0	0- 1	1- 1			
8- 7	0- 1	0- 1	NON-CONFERENCE	0- 0	1- 2	7- 3			
4- 4	0- 1	0- 1	HOME	0- 0	1- 1	3- 1			
3- 2	0- 0	0- 0	AWAY	0- 0	0- 0	3- 2			
1- 1	0- 0	0- 0	NEUTRAL	0- 0	0- 1	1- 0			
8- 7	0- 0	0- 0	CONFERENCE	0- 4	0- 0	8- 3			
4- 3	0- 0	0- 0	HOME	0- 2	0- 0	4- 1			
4- 3	0- 0	0- 0	AWAY	0- 2	0- 0	4- 1			
0- 1	0- 0	0- 0	NEUTRAL	0- 0	0- 0	0- 1			

RPI 1-25				RPI 26-50				RPI 51-100				RPI 101+ Team's RPI: 201			
RPI	S	Opponent	Score	RPI	S	Opponent	Score	RPI	S	Opponent	Score	RPI	S	Opponent	Score
20	H	Tennessee	58 83	29	H	Elon	51 79	65	A	Chattanooga	45 60	111	H	Vanderbilt	72 80
								65	H	Chattanooga	62 70	124	N	Maine	48 61
								92	A	Mercer	55 72	130	H	Old Dominion	70 60
								92	H	Mercer	56 71	191	A	Campbell	56 55
												199	A	UNCG	62 73
												199	H	UNCG	60 52
												215	H	Appalachian St.	68 71
												230	A	Samford	69 57
												230	H	Samford	61 56
												230	N	Samford	64 67
												239	A	Wofford	77 69
												239	H	Wofford	52 54
												257	A	Furman	74 64
												257	H	Furman	75 66
												260	A	Butler	68 59
												262	A	Austin Peay	74 77
												264	H	Murray St.	79 60
												276	H	Davidson	76 56
												280	A	Western Caro.	72 55
												280	H	Western Caro.	76 57
												281	A	Tennessee Tech	82 76
												291	N	Coppin St.	70 58
												296	A	Northern Ky.	56 62
												342	H	Winthrop	62 45
LAST 12 Division I GAMES:															
		230	N	Samford			64 67			92	H	Mercer			56 71
		257	H	Furman			75 66			230	H	Samford			61 56
		239	H	Wofford			52 54			239	A	Wofford			77 69
		199	A	UNCG			62 73			257	A	Furman			74 64
		280	A	Western Caro.			72 55			280	H	Western Caro.			76 57
		65	H	Chattanooga			62 70			199	H	UNCG			60 52

Non-Div I Games:

ETSU

■ Loss,
 ■ Non-Conf,
 ■ S Site,
 ■ H Home
 ■ A Away
 N Neutral

East Carolina

Through Games Of March 8, 2017

Average RPI Win:	193	WON-LOST	WINNING	LAST 10	STRENGTH OF	OPP. STRENGTH	TEAM	ADJ.	CONF.	ADJ CONF.
Average RPI Loss:	85	RECORD	PCT. RANK	GAMES	SCHEDULE	OF SCHEDULE	RPI	RPI	RPI	RPI
DIV. I ONLY	10- 19	259	1- 9	40	84	170	170	5	5	
DIV. I NON-CONF.	8- 4	97	0- 0	98	258	85	85	5	5	
TOTALS	RPI 1-25	RPI 26-50	W-L RECORDS	RPI 51-100	RPI 101-150	RPI 150+				
10- 19	0- 4	0- 4	OVERALL	1- 4	2- 3	7- 4				
7- 7	0- 2	0- 2	HOME	1- 2	1- 0	5- 1				
1- 10	0- 2	0- 1	AWAY	0- 1	0- 3	1- 3				
2- 2	0- 0	0- 1	NEUTRAL	0- 1	1- 0	1- 0				
8- 4	0- 0	0- 2	NON-CONFERENCE	0- 0	2- 2	6- 0				
5- 1	0- 0	0- 1	HOME	0- 0	1- 0	4- 0				
1- 2	0- 0	0- 0	AWAY	0- 0	0- 2	1- 0				
2- 1	0- 0	0- 1	NEUTRAL	0- 0	1- 0	1- 0				
2- 15	0- 4	0- 2	CONFERENCE	1- 4	0- 1	1- 4				
2- 6	0- 2	0- 1	HOME	1- 2	0- 0	1- 1				
0- 8	0- 2	0- 1	AWAY	0- 1	0- 1	0- 3				
0- 1	0- 0	0- 0	NEUTRAL	0- 1	0- 0	0- 0				

RPI S Opponent	Score	RPI S Opponent	Score	RPI S Opponent	Score	RPI S Opponent	Score	Team's RPI: 170
1 A UConn	45 90	30 A South Fla.	48 79	75 H Tulane	45 61	110 A Charlotte	64 79	
1 H UConn	44 91	30 H South Fla.	66 76	94 A UCF	51 79	119 N Ball St.	82 69	
18 A Temple	47 78	39 N West Virginia	47 79	94 H UCF	42 54	127 A William & Mary	72 82	
18 H Temple	43 76	46 H Auburn	52 61	100 H SMU	58 57	139 H Detroit Mercy	83 81	
				100 N SMU	54 60	142 A Tulsa	92 100	
						166 A Memphis	50 72	
						174 A Houston	65 81	
						174 H Houston	62 73	
						180 A Cincinnati	64 74	
						180 H Cincinnati	80 69	
						218 H UNCW	75 65	
						222 H Southern U.	62 55	
						228 H Presbyterian	54 46	
						232 N Marist	70 68	
						233 A Richmond	71 60	
						258 H UMES	66 58	
LAST 12 Division I GAMES:								
100 N SMU	54 60	30 H South Fla.	66 76					
174 A Houston	65 81	174 H Houston	62 73					
180 H Cincinnati	80 69	142 A Tulsa	92 100					
94 A UCF	51 79	1 H UConn	44 91					
166 A Memphis	50 72	180 A Cincinnati	64 74					
18 H Temple	43 76	94 H UCF	42 54					

Non-Div I Games: Greensboro 107 40

East Carolina

Loss, Non-Conf, S Site, H Home A Away N Neutral

Average RPI Win:	265	WON-LOST	WINNING	LAST 10	STRENGTH OF	OPP. STRENGTH	TEAM	ADJ.	CONF.	ADJ CONF.
Average RPI Loss:	208	RECORD	PCT. RANK	GAMES	SCHEDULE	OF SCHEDULE	RPI	RPI	RPI	RPI
DIV. I ONLY	7- 19	295	4- 6	258	314	301	301	26	26	
DIV. I NON-CONF.	2- 8	288	0- 0	179	347	277	277	26	26	
TOTALS	RPI 1-25	RPI 26-50	W-L RECORDS	RPI 51-100	RPI 101-150	RPI 150+				
7- 19	0- 0	0- 0	OVERALL	0- 2	0- 2	7- 15				
3- 8	0- 0	0- 0	HOME	0- 1	0- 1	3- 6				
4- 11	0- 0	0- 0	AWAY	0- 1	0- 1	4- 9				
0- 0	0- 0	0- 0	NEUTRAL	0- 0	0- 0	0- 0				
2- 8	0- 0	0- 0	NON-CONFERENCE	0- 1	0- 2	2- 5				
0- 3	0- 0	0- 0	HOME	0- 0	0- 1	0- 2				
2- 5	0- 0	0- 0	AWAY	0- 1	0- 1	2- 3				
0- 0	0- 0	0- 0	NEUTRAL	0- 0	0- 0	0- 0				
5- 11	0- 0	0- 0	CONFERENCE	0- 1	0- 0	5- 10				
3- 5	0- 0	0- 0	HOME	0- 1	0- 0	3- 4				
2- 6	0- 0	0- 0	AWAY	0- 0	0- 0	2- 6				
0- 0	0- 0	0- 0	NEUTRAL	0- 0	0- 0	0- 0				

RPI S	Opponent	Score	RPI S	Opponent	Score	RPI S	Opponent	Score	RPI S	Opponent	Score	Team's RPI: 301
						58	H Belmont	58 77	101	A Stetson	55 72	
						61	A Western Ill.	62 83	141	H Wright St.	61 71	
									177	A Morehead St.	62 66	
									180	A Cincinnati	64 78	
									182	H Cleveland St.	56 66	
									203	A SIUE	52 68	
									203	H SIUE	59 75	
									220	A UT Martin	72 74	
									220	H UT Martin	80 70	
									234	H Indiana St.	61 88	
									241	A Evansville	73 63	
									251	H Jacksonville St.	71 67	
									252	A Tennessee St.	58 69	
									262	A Austin Peay	78 73	
									262	H Austin Peay	59 69	
									264	A Murray St.	74 92	
									264	H Murray St.	57 66	
									267	A Southeast Mo. St.	71 62	
									267	H Southeast Mo. St.	65 107	
									270	A Eastern Ky.	85 88	
									281	H Tennessee Tech	54 46	
									292	A Valparaiso	68 73	
									314	A Illinois St.	49 60	
									331	A Florida A&M	66 50	
LAST 12 Division I GAMES:												
203	A	SIUE	52	68	252	A	Tennessee St.	58	69			
262	A	Austin Peay	78	73	203	H	SIUE	59	75			
264	H	Murray St.	57	66	267	A	Southeast Mo. St.	71	62			
267	H	Southeast Mo. St.	65	107	220	H	UT Martin	80	70			
220	A	UT Martin	72	74	262	H	Austin Peay	59	69			
281	H	Tennessee Tech	54	46	264	A	Murray St.	74	92			

Non-Div I Games: Ill.-Springfield 74 60 Millikin 97 54

Eastern Ill.

Loss, Non-Conf, S Site, H Home A Away N Neutral

Average RPI Win:	246	WON-LOST	WINNING	LAST 10	STRENGTH OF	OPP. STRENGTH	TEAM	ADJ.	CONF.	ADJ CONF.
Average RPI Loss:	184	RECORD	PCT. RANK	GAMES	SCHEDULE	OF SCHEDULE	RPI	RPI	RPI	RPI
DIV. I ONLY	11- 20	255	4- 6	202	292	270	270	26	26	
DIV. I NON-CONF.	2- 10	305	0- 0	276	278	334	334	26	26	
TOTALS	RPI 1-25	RPI 26-50	W-L RECORDS	RPI 51-100	RPI 101-150	RPI 150+				
11- 20	0- 0	0- 1	OVERALL	0- 5	0- 1	11- 13				
7- 5	0- 0	0- 1	HOME	0- 1	0- 0	7- 3				
1- 11	0- 0	0- 0	AWAY	0- 3	0- 1	1- 7				
3- 4	0- 0	0- 0	NEUTRAL	0- 1	0- 0	3- 3				
2- 10	0- 0	0- 1	NON-CONFERENCE	0- 2	0- 1	2- 6				
1- 3	0- 0	0- 1	HOME	0- 0	0- 0	1- 2				
0- 4	0- 0	0- 0	AWAY	0- 2	0- 1	0- 1				
1- 3	0- 0	0- 0	NEUTRAL	0- 0	0- 0	1- 3				
9- 10	0- 0	0- 0	CONFERENCE	0- 3	0- 0	9- 7				
6- 2	0- 0	0- 0	HOME	0- 1	0- 0	6- 1				
1- 7	0- 0	0- 0	AWAY	0- 1	0- 0	1- 6				
2- 1	0- 0	0- 0	NEUTRAL	0- 1	0- 0	2- 0				

RPI S	Opponent	Score	RPI S	Opponent	Score	RPI S	Opponent	Score	RPI S	Opponent	Score	Team's RPI: 270
40	H Western Ky.	63 90	58	A Belmont	58 74	141	A Wright St.	73 85				
			58	H Belmont	67 73	160	N Western Mich.	59 74				
			58	N Belmont	64 94	177	A Morehead St.	54 80				
			93	A Saint Louis	51 78	177	H Morehead St.	65 58				
			96	A Kent St.	67 80	177	N Morehead St.	73 67				
						199	A UNCG	66 81				
						203	H SIUE	75 63				
						203	N SIUE	61 58				
						220	A UT Martin	56 66				
						236	H Akron	57 63				
						247	N Miami (OH)	54 65				
						251	A Jacksonville St.	61 71				
						251	H Jacksonville St.	49 54				
						252	A Tennessee St.	64 78				
						252	H Tennessee St.	66 62				
						256	H Bowling Green	57 55				
						262	H Austin Peay	80 71				
						264	A Murray St.	64 70				
						267	A Southeast Mo. St.	74 63				
						280	H Western Caro.	61 72				
						281	A Tennessee Tech	51 53				
						281	H Tennessee Tech	78 65				
						301	H Eastern Ill.	88 85				
						316	N Fort Wayne	59 68				
						330	N Morgan St.	66 58				
LAST 12 Division I GAMES:												
	58	N Belmont	64	94	58	H Belmont	67	73				
	203	N SIUE	61	58	177	H Morehead St.	65	58				
	177	N Morehead St.	73	67	264	A Murray St.	64	70				
	281	H Tennessee Tech	78	65	220	A UT Martin	56	66				
	251	A Jacksonville St.	61	71	262	H Austin Peay	80	71				
	252	A Tennessee St.	64	78	281	A Tennessee Tech	51	53				

Non-Div I Games: Ohio Valley 88 30

Eastern Ky.

■ Loss,
■ Non-Conf,
■ S Site,
■ H Home
■ A Away
N Neutral

Average RPI Win:	284	WON-LOST	WINNING	LAST 10	STRENGTH OF	OPP. STRENGTH	TEAM	ADJ.	CONF.	ADJ CONF.
Average RPI Loss:	118	RECORD	PCT. RANK	GAMES	SCHEDULE	OF SCHEDULE	RPI	RPI	RPI	RPI
DIV. I ONLY	5- 25	327	0- 10	88	146	282	282	10	10	
DIV. I NON-CONF.	4- 7	224	0- 0	223	253	254	254	11	11	
TOTALS	RPI 1-25	RPI 26-50	W-L RECORDS	RPI 51-100	RPI 101-150	RPI 150+				
5- 25	0- 0	0- 2	OVERALL	0- 12	0- 4	5- 7				
3- 10	0- 0	0- 1	HOME	0- 4	0- 2	3- 3				
1- 13	0- 0	0- 1	AWAY	0- 7	0- 1	1- 4				
1- 2	0- 0	0- 0	NEUTRAL	0- 1	0- 1	1- 0				
4- 7	0- 0	0- 0	NON-CONFERENCE	0- 3	0- 2	4- 2				
2- 2	0- 0	0- 0	HOME	0- 0	0- 1	2- 1				
1- 3	0- 0	0- 0	AWAY	0- 2	0- 0	1- 1				
1- 2	0- 0	0- 0	NEUTRAL	0- 1	0- 1	1- 0				
1- 18	0- 0	0- 2	CONFERENCE	0- 9	0- 2	1- 5				
1- 8	0- 0	0- 1	HOME	0- 4	0- 1	1- 2				
0- 10	0- 0	0- 1	AWAY	0- 5	0- 1	0- 3				
0- 0	0- 0	0- 0	NEUTRAL	0- 0	0- 0	0- 0				

RPI S	Opponent	Score	RPI S	Opponent	Score	RPI S	Opponent	Score	RPI S	Opponent	Score	Team's RPI: 282
44	A Central Mich.	48 71	44	H Central Mich.	63 104	56	A Toledo	57 65	119	A Ball St.	49 78	
						56	H Toledo	49 66	119	H Ball St.	54 64	
						57	A Purdue	50 77	128	N Northern Colo.	57 58	
						70	A Ohio	49 63	139	H Detroit Mercy	64 77	
						70	A Ohio	51 68	160	A Western Mich.	60 70	
						75	N Tulane	50 62	160	H Western Mich.	67 76	
						81	A Northern Ill.	73 85	177	A Morehead St.	73 78	
						81	H Northern Ill.	71 81	219	H Monmouth	68 75	
						87	A Wake Forest	61 89	236	A Akron	62 80	
						91	H Buffalo	52 56	247	A Miami (OH)	61 72	
						96	A Kent St.	65 83	247	H Miami (OH)	63 79	
						96	H Kent St.	67 86	249	H St. Bonaventure	75 56	
									256	H Bowling Green	81 74	
									261	N Georgia St.	69 59	
									322	H Air Force	65 44	
									333	A Incarnate Word	66 47	
LAST 12 Division I GAMES:												
70	A Ohio	49 63	91	H Buffalo	52 56							
44	A Central Mich.	48 71	247	H Miami (OH)	63 79							
119	H Ball St.	54 64	96	A Kent St.	65 83							
81	H Northern Ill.	71 81	44	H Central Mich.	63 104							
56	A Toledo	57 65	236	A Akron	62 80							
160	A Western Mich.	60 70	256	H Bowling Green	81 74							

Non-Div I Games: Ferris St. 68 50

Eastern Mich.

Average RPI Win:	236	WON-LOST	WINNING	LAST 10	STRENGTH OF	OPP. STRENGTH	TEAM	ADJ.	CONF.	ADJ CONF.
Average RPI Loss:	105	RECORD	PCT. RANK	GAMES	SCHEDULE	OF SCHEDULE	RPI	RPI	RPI	RPI
DIV. I ONLY	17- 12	118	7- 3	148	214	136	136	20	20	
DIV. I NON-CONF.	4- 6	209	0- 0	41	155	111	111	18	18	
TOTALS	RPI 1-25	RPI 26-50	W-L RECORDS	RPI 51-100	RPI 101-150	RPI 150+				
17- 12	0- 1	0- 3	OVERALL	0- 4	4- 2	13- 2				
7- 4	0- 0	0- 0	HOME	0- 2	2- 1	5- 1				
8- 6	0- 1	0- 1	AWAY	0- 2	1- 1	7- 1				
2- 2	0- 0	0- 2	NEUTRAL	0- 0	1- 0	1- 0				
4- 6	0- 1	0- 3	NON-CONFERENCE	0- 2	1- 0	3- 0				
1- 1	0- 0	0- 0	HOME	0- 1	0- 0	1- 0				
2- 3	0- 1	0- 1	AWAY	0- 1	1- 0	1- 0				
1- 2	0- 0	0- 2	NEUTRAL	0- 0	0- 0	1- 0				
13- 6	0- 0	0- 0	CONFERENCE	0- 2	3- 2	10- 2				
6- 3	0- 0	0- 0	HOME	0- 1	2- 1	4- 1				
6- 3	0- 0	0- 0	AWAY	0- 1	0- 1	6- 1				
1- 0	0- 0	0- 0	NEUTRAL	0- 0	1- 0	0- 0				

RPI 1-25				RPI 26-50				RPI 51-100				RPI 101+				Team's RPI: 136	
RPI	S	Opponent	Score	RPI	S	Opponent	Score	RPI	S	Opponent	Score	RPI	S	Opponent	Score		
9	A	Washington	52 100	28	N	Drake	78 93	63	H	Gonzaga	54 73	128	H	Northern Colo.	67 61		
				29	N	Elon	55 76	74	A	Montana St.	83 88	129	H	North Dakota	71 75		
				48	A	Boise St.	64 67	74	H	Montana St.	61 72	149	A	Idaho	51 78		
								75	A	Tulane	51 63	149	H	Idaho	67 57		
												149	N	Idaho	73 64		
												150	A	CSUN	71 57		
												159	A	Idaho St.	61 58		
												159	H	Idaho St.	58 41		
												207	A	Portland St.	68 62		
												235	A	Weber St.	70 42		
												235	H	Weber St.	99 85		
												257	N	Furman	68 56		
												285	A	Sacramento St.	72 65		
												290	A	Southern Utah	67 66		
												290	H	Southern Utah	63 64		
												293	A	Northern Ariz.	47 56		
												293	H	Northern Ariz.	79 64		
												324	A	Montana	60 46		
												324	H	Montana	64 57		
												328	A	Utah Valley	83 50		
												346	H	Cal St. Fullerton	84 67		
LAST 12 Division I GAMES:																	
				149	N	Idaho	73 64					128	H	Northern Colo.	67 61		
				293	H	Northern Ariz.	79 64					129	H	North Dakota	71 75		
				290	H	Southern Utah	63 64					207	A	Portland St.	68 62		
				159	A	Idaho St.	61 58					285	A	Sacramento St.	72 65		
				235	A	Weber St.	70 42					74	H	Montana St.	61 72		
				149	A	Idaho	51 78					324	H	Montana	64 57		

Non-Div I Games: Multnomah 88 30

Eastern Wash.

■ Loss,
 ■ Non-Conf,
 ■ S Site,
 ■ Home
 ■ Away
 N Neutral

Average RPI Win:	165	WON-LOST	WINNING	LAST 10	STRENGTH OF	OPP. STRENGTH	TEAM	ADJ.	CONF.	ADJ CONF.
Average RPI Loss:	54	RECORD	PCT. RANK	GAMES	SCHEDULE	OF SCHEDULE	RPI	RPI	RPI	RPI
DIV. I ONLY	23- 6	25	9- 1	70	90	29	29	9	9	
DIV. I NON-CONF.	7- 4	114	2- 0	62	57	48	48	8	8	
TOTALS	RPI 1-25	RPI 26-50	W-L RECORDS	RPI 51-100	RPI 101-150	RPI 150+				
23- 6	0- 1	1- 3	OVERALL	3- 1	5- 1	14- 0				
10- 2	0- 0	0- 1	HOME	2- 1	2- 0	6- 0				
11- 4	0- 1	1- 2	AWAY	1- 0	2- 1	7- 0				
2- 0	0- 0	0- 0	NEUTRAL	0- 0	1- 0	1- 0				
7- 4	0- 1	1- 1	NON-CONFERENCE	1- 1	1- 1	4- 0				
2- 1	0- 0	0- 0	HOME	1- 1	0- 0	1- 0				
3- 3	0- 1	1- 1	AWAY	0- 0	0- 1	2- 0				
2- 0	0- 0	0- 0	NEUTRAL	0- 0	1- 0	1- 0				
16- 2	0- 0	0- 2	CONFERENCE	2- 0	4- 0	10- 0				
8- 1	0- 0	0- 1	HOME	1- 0	2- 0	5- 0				
8- 1	0- 0	0- 1	AWAY	1- 0	2- 0	5- 0				
0- 0	0- 0	0- 0	NEUTRAL	0- 0	0- 0	0- 0				

RPI 1-25				RPI 26-50				Team's RPI: 29				RPI 51-100				RPI 101+			
RPI	S	Opponent	Score	RPI	S	Opponent	Score	RPI	S	Opponent	Score	RPI	S	Opponent	Score	RPI	S	Opponent	Score
8	A	Duke	61 68	26	A	Green Bay	56 71	71	H	Bucknell	64 58	118	A	North Carolina	73 78				
				41	A	James Madison	54 61	79	A	Drexel	48 45	127	A	William & Mary	60 58				
				41	H	James Madison	70 76	79	H	Drexel	75 65	127	H	William & Mary	70 47				
				44	A	Central Mich.	71 57	87	H	Wake Forest	68 78	135	A	Delaware	57 48				
												135	H	Delaware	69 42				
												136	N	Eastern Wash.	76 55				
												152	A	Northeastern	76 65				
												152	H	Northeastern	70 58				
												178	A	Hofstra	64 53				
												178	H	Hofstra	72 61				
												201	A	ETSU	79 51				
												209	A	Towson	67 65				
												209	H	Towson	83 55				
												213	A	Col. of Charleston	84 56				
												213	H	Col. of Charleston	70 57				
												218	A	UNCW	66 56				
												218	H	UNCW	82 48				
												226	H	Rutgers	66 54				
												236	N	Akron	65 62				
												261	A	Georgia St.	84 67				
LAST 12 Division I GAMES:																			
				44	A	Central Mich.	71 57	178	H	Hofstra	72 61								
				136	N	Eastern Wash.	76 55	41	A	James Madison	54 61								
				218	H	UNCW	82 48	152	H	Northeastern	70 58								
				209	A	Towson	67 65	218	A	UNCW	66 56								
				135	A	Delaware	57 48	209	H	Towson	83 55								
				127	H	William & Mary	70 47	178	A	Hofstra	64 53								

Non-Div I Games: King (TN) 93 47

Elon

Evansville

Through Games Of March 8, 2017

Average RPI Win:	264	WON-LOST	WINNING	LAST 10	STRENGTH OF	OPP. STRENGTH	TEAM	ADJ.	CONF.	ADJ CONF.
Average RPI Loss:	145	RECORD	PCT. RANK	GAMES	SCHEDULE	OF SCHEDULE	RPI	RPI	RPI	RPI
DIV. I ONLY	12- 16	217	5- 5	267	211	241	241	16	16	
DIV. I NON-CONF.	4- 6	209	0- 0	281	292	264	264	14	14	
TOTALS	RPI 1-25	RPI 26-50	W-L RECORDS	RPI 51-100	RPI 101-150	RPI 150+				
12- 16	0- 1	0- 4	OVERALL	0- 1	0- 1	12- 9				
7- 7	0- 0	0- 2	HOME	0- 0	0- 0	7- 5				
5- 9	0- 0	0- 1	AWAY	0- 0	0- 0	5- 1				
0- 0	0- 0	0- 0	NEUTRAL	0- 0	0- 0	0- 0				
4- 6	0- 1	0- 0	NON-CONFERENCE	0- 1	0- 1	4- 3				
2- 3	0- 0	0- 0	HOME	0- 0	0- 0	2- 3				
2- 3	0- 1	0- 0	AWAY	0- 1	0- 1	2- 0				
0- 0	0- 0	0- 0	NEUTRAL	0- 0	0- 0	0- 0				
8- 10	0- 0	0- 4	CONFERENCE	0- 0	0- 0	8- 6				
5- 4	0- 0	0- 2	HOME	0- 0	0- 0	5- 2				
3- 6	0- 0	0- 2	AWAY	0- 0	0- 0	3- 4				
0- 0	0- 0	0- 0	NEUTRAL	0- 0	0- 0	0- 0				

RPI 1-25				RPI 26-50				RPI 51-100				RPI 101+				Team's RPI: 241	
RPI	S	Opponent	Score	RPI	S	Opponent	Score	RPI	S	Opponent	Score	RPI	S	Opponent	Score		
11	A	Louisville	47 89	28	A	Drake	65 82	68	A	Northwestern	66 88	119	A	Ball St.	49 84		
				28	H	Drake	48 73					154	A	Missouri St.	43 68		
				50	A	UNI	40 54					154	H	Missouri St.	41 77		
				50	H	UNI	36 62					172	A	Southern Ill.	74 61		
												172	H	Southern Ill.	63 60		
												179	A	Wichita St.	68 69		
												179	H	Wichita St.	67 74		
												182	H	Cleveland St.	62 66		
												231	A	Bradley	52 56		
												231	H	Bradley	73 71		
												234	A	Indiana St.	52 44		
												234	H	Indiana St.	57 41		
												262	H	Austin Peay	68 54		
												264	A	Murray St.	82 77		
												267	H	Southeast Mo. St.	74 76		
												292	A	Valparaiso	70 65		
												301	H	Eastern Ill.	63 73		
												314	A	Illinois St.	58 71		
												314	H	Illinois St.	60 56		
												323	A	Loyola Chicago	81 50		
												323	H	Loyola Chicago	67 36		
												349	H	Alabama A&M	63 54		
LAST 12 Division I GAMES:																	
				234	A	Indiana St.	52 44					179	A	Wichita St.	68 69		
				323	A	Loyola Chicago	81 50					28	H	Drake	48 73		
				314	H	Illinois St.	60 56					50	H	UNI	36 62		
				231	H	Bradley	73 71					231	A	Bradley	52 56		
				172	A	Southern Ill.	74 61					314	A	Illinois St.	58 71		
				154	A	Missouri St.	43 68					172	H	Southern Ill.	63 60		

Non-Div I Games: Oakland City 108 68

Evansville

Loss, Non-Conf, S Site, H Home A Away N Neutral

FGCU				STRENGTH OF SCHEDULE	OPP. STRENGTH OF SCHEDULE	TEAM RPI	ADJ. RPI	CONF. RPI	ADJ CONF. RPI
Average RPI Win:	243	WON-LOST RECORD	WINNING PCT. RANK						
Average RPI Loss:	92		LAST 10 GAMES						
DIV. I ONLY	23- 8	43	7- 3	196	236	90	90	25	25
DIV. I NON-CONF.	9- 6	127	0- 1	136	197	113	113	24	24

TOTALS	RPI 1-25	RPI 26-50	W-L RECORDS	RPI 51-100	RPI 101-150	RPI 150+			
23- 8	0- 1	0- 1	OVERALL	3- 3	1- 2	19- 1			
15- 1	0- 0	0- 0	HOME	3- 0	0- 1	12- 0			
8- 4	0- 0	0- 1	AWAY	0- 1	1- 1	7- 1			
0- 3	0- 1	0- 0	NEUTRAL	0- 2	0- 0	0- 0			
9- 6	0- 1	0- 1	NON-CONFERENCE	1- 2	0- 1	8- 1			
7- 0	0- 0	0- 0	HOME	1- 0	0- 0	6- 0			
2- 3	0- 0	0- 1	AWAY	0- 0	0- 1	2- 1			
0- 3	0- 1	0- 0	NEUTRAL	0- 2	0- 0	0- 0			
14- 2	0- 0	0- 0	CONFERENCE	2- 1	1- 1	11- 0			
8- 1	0- 0	0- 0	HOME	2- 0	0- 1	6- 0			
6- 1	0- 0	0- 0	AWAY	0- 1	1- 0	5- 0			
0- 0	0- 0	0- 0	NEUTRAL	0- 0	0- 0	0- 0			

RPI 1-25				RPI 26-50				RPI 51-100 Team's RPI: 90				RPI 101+			
RPI	S	Opponent	Score	RPI	S	Opponent	Score	RPI	S	Opponent	Score	RPI	S	Opponent	Score
25	N	Ohio St.	66 79	33	A	Quinnipiac	56 66	52	N	George Washington	47 76	101	A	Stetson	84 71
								65	H	Chattanooga	68 55	101	H	Stetson	64 67
								95	A	Jacksonville	65 73	128	A	Northern Colo.	74 77
								95	H	Jacksonville	68 64	168	H	Hampton	60 49
								95	H	Jacksonville	60 57	176	H	Siena	66 42
								96	N	Kent St.	64 77	181	A	Hartford	70 63
												186	H	UC Riverside	60 45
												208	A	Illinois	73 82
												271	A	Kennesaw St.	75 56
												271	H	Kennesaw St.	69 35
												278	H	N.C. A&T	67 41
												295	A	North Florida	68 51
												295	H	North Florida	59 42
												295	H	North Florida	69 46
												297	H	Savannah St.	89 40
												299	A	Lipscomb	90 63
												299	H	Lipscomb	98 50
												308	H	FIU	89 42
												315	A	USC Upstate	80 50
												315	H	USC Upstate	93 43
												321	A	NJIT	77 46
												321	H	NJIT	73 53
												337	A	Fla. Atlantic	65 50
LAST 12 Division I GAMES:															
				95	H	Jacksonville	68 64	299	H	Lipscomb	98 50				
				295	H	North Florida	59 42	271	H	Kennesaw St.	69 35				
				52	N	George Washington	47 76	295	H	North Florida	69 46				
				101	H	Stetson	64 67	95	A	Jacksonville	65 73				
				321	A	NJIT	77 46	295	A	North Florida	68 51				
				315	A	USC Upstate	80 50	95	H	Jacksonville	60 57				

Non-Div I Games: St. Thomas (FL) 71 48 Ave Maria 101 34

FGCU

Loss, Non-Conf, S Site, H Home A Away N Neutral

F
I
UF
I
U

FIU

Page 89

Average RPI Win: 230		WON-LOST	WINNING	LAST 10	STRENGTH OF	OPP. STRENGTH	TEAM	ADJ.	CONF.	ADJ CONF.
Average RPI Loss: 160		RECORD	PCT. RANK	GAMES	SCHEDULE	OF SCHEDULE	RPI	RPI	RPI	RPI
DIV. I ONLY		17- 14	142	7- 3	218	232	165	165	18	18
DIV. I NON-CONF.		3- 6	230	0- 0	220	270	239	239	17	17
TOTALS		RPI 1-25	RPI 26-50	W-L RECORDS	RPI 51-100	RPI 101-150	RPI 150+			
17- 14	0- 1		1- 2	OVERALL	0- 0	3- 3	13- 8			
9- 4	0- 0		1- 0	HOME	0- 0	2- 0	6- 4			
7- 9	0- 1		0- 2	AWAY	0- 0	1- 2	6- 4			
1- 1	0- 0		0- 0	NEUTRAL	0- 0	0- 1	1- 0			
3- 6	0- 1		0- 1	NON-CONFERENCE	0- 0	0- 1	3- 3			
1- 2	0- 0		0- 0	HOME	0- 0	0- 0	1- 2			
2- 4	0- 1		0- 1	AWAY	0- 0	0- 1	2- 1			
0- 0	0- 0		0- 0	NEUTRAL	0- 0	0- 0	0- 0			
14- 8	0- 0		1- 1	CONFERENCE	0- 0	3- 2	10- 5			
8- 2	0- 0		1- 0	HOME	0- 0	2- 0	5- 2			
5- 5	0- 0		0- 1	AWAY	0- 0	1- 1	4- 3			
1- 1	0- 0		0- 0	NEUTRAL	0- 0	0- 1	1- 0			

RPI 1-25					
RPI	S	Opponent	Score		
18	A	Temple	59	73	
RPI 26-50					
RPI	S	Opponent	Score		
33	A	Quinnipiac	55	60	
33	H	Quinnipiac	65	52	
43	A	Harvard	44	58	
RPI 51-100					
RPI	S	Opponent	Score		
Team's RPI: 165					
RPI	S	Opponent	Score		
106	A	Rider	68	67	
106	H	Rider	53	49	
106	N	Rider	36	49	
114	A	Albany (NY)	45	59	
147	A	Iona	55	65	
147	H	Iona	68	59	
171	A	La Salle	61	68	
176	A	Siena	52	67	
176	H	Siena	61	57	
197	H	Sacred Heart	44	56	
219	A	Monmouth	71	68	
219	H	Monmouth	53	60	
232	A	Marist	55	71	
232	H	Marist	62	68	
232	N	Marist	61	44	
253	A	Canisius	49	63	
253	H	Canisius	57	48	
265	A	Niagara	65	55	
265	H	Niagara	66	63	
268	H	Loyola Maryland	58	57	
279	A	Manhattan	64	43	
279	H	Manhattan	71	56	
288	A	Mt. St. Mary's	70	57	
302	H	Rhode Island	65	72	
327	A	Saint Peter's	56	39	
327	H	Saint Peter's	50	38	
LAST 12 Division I GAMES:					
106	N	Rider	36	49	
232	N	Marist	61	44	
106	H	Rider	53	49	
253	H	Canisius	57	48	
147	A	Iona	55	65	
232	H	Marist	62	68	
327	A	Saint Peter's	56	39	
279	A	Manhattan	64	43	
327	H	Saint Peter's	50	38	
33	H	Quinnipiac	65	52	
265	H	Niagara	66	63	
219	H	Monmouth	53	60	

Non-Div I Games:

Fairfield

Loss, Non-Conf, S Site, H Home A Away N Neutral

F
a
i
r
f
i
e
l
d

RPI S Opponent Score

Through Games Of March 8, 2017

RPI	S	Opponent	Score
344	A	UMass Lowell	65 41

F
a
i
r
f
i
e
l
d

Fairfield

Average RPI Win: 313				WON-LOST		WINNING		LAST 10		STRENGTH OF		OPP. STRENGTH		TEAM		ADJ.		CONF.		ADJ CONF.	
Average RPI Loss: 250				RECORD		PCT. RANK		GAMES		SCHEDULE		OF SCHEDULE		RPI		RPI		RPI		RPI	
DIV. I ONLY				8- 21		288		3- 7		347		349		339		339		31		31	
DIV. I NON-CONF.				2- 8		288		0- 0		349		345		347		347		32		32	
TOTALS				RPI 1-25		RPI 26-50		W-L RECORDS		RPI 51-100		RPI 101-150		RPI 150+							
8- 21				0- 0		0- 0		OVERALL		0- 0		0- 0		8- 21							
4- 9				0- 0		0- 0		HOME		0- 0		0- 0		4- 9							
4- 12				0- 0		0- 0		AWAY		0- 0		0- 0		4- 11							
0- 0				0- 0		0- 0		NEUTRAL		0- 0		0- 0		0- 0							
2- 8				0- 0		0- 0		NON-CONFERENCE		0- 0		0- 0		2- 8							
1- 3				0- 0		0- 0		HOME		0- 0		0- 0		1- 3							
1- 5				0- 0		0- 0		AWAY		0- 0		0- 0		1- 5							
0- 0				0- 0		0- 0		NEUTRAL		0- 0		0- 0		0- 0							
6- 13				0- 0		0- 0		CONFERENCE		0- 0		0- 0		6- 13							
3- 6				0- 0		0- 0		HOME		0- 0		0- 0		3- 6							
3- 7				0- 0		0- 0		AWAY		0- 0		0- 0		3- 7							
0- 0				0- 0		0- 0		NEUTRAL		0- 0		0- 0		0- 0							

[illegible]

Non-Div I Games: Queens (NY)

54

70

Fairleigh Dickinson

Loss, Non-Conf, S Site, H Home A Away N Neutral

RPI	S	Opponent	Score	
341	H	Wagner	66	74
343	H	Longwood	75	59
344	A	UMass Lowell	55	61

F
a
i
r
l
e
i
g
h
D
i
c
k
i
n
s
o
n

F
a
i
r
l
e
i
g
h
D
i
c
k
i
n
s
o
n

Fairleigh Dickinson

Fla. Atlantic

Through Games Of March 8, 2017

Average RPI Win:	273	WON-LOST	WINNING	LAST 10	STRENGTH OF	OPP. STRENGTH	TEAM	ADJ.	CONF.	ADJ CONF.
Average RPI Loss:	184	RECORD	PCT. RANK	GAMES	SCHEDULE	OF SCHEDULE	RPI	RPI	RPI	RPI
DIV. I ONLY	3- 25	340	0- 10	241	231	337	337	15	15	
DIV. I NON-CONF.	3- 7	250	0- 0	206	348	307	307	16	16	
TOTALS	RPI 1-25	RPI 26-50	W-L RECORDS	RPI 51-100	RPI 101-150	RPI 150+				
3- 25	0- 0	0- 1	OVERALL	0- 4	0- 5	3- 15				
3- 12	0- 0	0- 0	HOME	0- 2	0- 4	3- 6				
0- 13	0- 0	0- 1	AWAY	0- 2	0- 1	0- 9				
0- 0	0- 0	0- 0	NEUTRAL	0- 0	0- 0	0- 0				
3- 7	0- 0	0- 0	NON-CONFERENCE	0- 2	0- 1	3- 4				
3- 3	0- 0	0- 0	HOME	0- 1	0- 0	3- 2				
0- 4	0- 0	0- 0	AWAY	0- 1	0- 1	0- 2				
0- 0	0- 0	0- 0	NEUTRAL	0- 0	0- 0	0- 0				
0- 18	0- 0	0- 1	CONFERENCE	0- 2	0- 4	0- 11				
0- 9	0- 0	0- 0	HOME	0- 1	0- 4	0- 4				
0- 9	0- 0	0- 1	AWAY	0- 1	0- 0	0- 7				
0- 0	0- 0	0- 0	NEUTRAL	0- 0	0- 0	0- 0				

RPI S	Opponent	Score	RPI S	Opponent	Score	RPI S	Opponent	Score	RPI S	Opponent	Score	Team's RPI: 337
40	A Western Ky.	55 76	83	A Middle Tenn.	69 87	110	H Charlotte	66 72				
			83	H Middle Tenn.	59 71	116	H Southern Miss.	67 82				
			90	H FGCU	50 65	130	H Old Dominion	73 93				
			92	A Mercer	57 74	131	A Arizona	67 77				
						144	H Louisiana Tech	52 76				
						155	A Rice	55 89				
						183	A North Texas	57 79				
						184	A UTSA	66 97				
						184	H UTSA	62 72				
						189	A UAB	55 66				
						189	H UAB	75 78				
						233	H Richmond	67 77				
						234	H Indiana St.	70 67				
						246	A Grand Canyon	60 81				
						248	A Marshall	53 76				
						251	H Jacksonville St.	63 55				
						258	H UMES	59 76				
						295	A North Florida	88 95				
						303	A UTEP	59 69				
						303	H UTEP	50 51				
						308	A FIU	65 74				
						308	H FIU	60 65				
						334	H Jackson St.	67 58				
LAST 12 Division I GAMES:												
83	H Middle Tenn.	59 71	155	A Rice	55 89							
189	H UAB	75 78	183	A North Texas	57 79							
184	A UTSA	66 97	130	H Old Dominion	73 93							
303	A UTEP	59 69	110	H Charlotte	66 72							
116	H Southern Miss.	67 82	308	H FIU	60 65							
144	H Louisiana Tech	52 76	83	A Middle Tenn.	69 87							

Non-Div I Games: Fla. Memorial 84 64

Fla. Atlantic

Loss, Non-Conf, S Site, H Home A Away N Neutral

Average RPI Win:	180	WON-LOST	WINNING	LAST 10	STRENGTH OF	OPP. STRENGTH	TEAM	ADJ.	CONF.	ADJ CONF.
Average RPI Loss:	32	RECORD	PCT. RANK	GAMES	SCHEDULE	OF SCHEDULE	RPI	RPI	RPI	RPI
DIV. I ONLY	15- 16	175	4- 6	51	35	82	82	2	2	
DIV. I NON-CONF.	9- 4	85	0- 0	135	144	58	58	2	2	
TOTALS	RPI 1-25	RPI 26-50	W-L RECORDS	RPI 51-100	RPI 101-150	RPI 150+				
15- 16	1- 10	0- 4	OVERALL	3- 1	3- 1	8- 0				
3- 6	0- 4	0- 1	HOME	1- 0	0- 1	2- 0				
5- 8	0- 5	0- 2	AWAY	2- 1	2- 0	1- 0				
7- 2	1- 1	0- 1	NEUTRAL	0- 0	1- 0	5- 0				
9- 4	1- 1	0- 2	NON-CONFERENCE	1- 1	1- 0	6- 0				
1- 0	0- 0	0- 0	HOME	0- 0	0- 0	1- 0				
2- 3	0- 1	0- 1	AWAY	1- 1	0- 0	1- 0				
6- 1	1- 0	0- 1	NEUTRAL	0- 0	1- 0	4- 0				
6- 12	0- 9	0- 2	CONFERENCE	2- 0	2- 1	2- 0				
2- 6	0- 4	0- 1	HOME	1- 0	0- 1	1- 0				
3- 5	0- 4	0- 1	AWAY	1- 0	2- 0	0- 0				
1- 1	0- 1	0- 0	NEUTRAL	0- 0	0- 0	1- 0				

RPI 1-25				RPI 26-50				RPI 51-100				Team's RPI: 82		RPI 101+			
RPI	S	Opponent	Score	RPI	S	Opponent	Score	RPI	S	Opponent	Score			RPI	S	Opponent	Score
3	H	South Carolina	62 81	34	A	Arizona St.	63 69	65	A	Chattanooga	72 61			111	A	Vanderbilt	93 73
5	A	Mississippi St.	49 82	36	A	LSU	67 78	68	A	Northwestern	68 73			117	H	Ole Miss	75 84
12	A	Florida St.	58 83	46	H	Auburn	75 82	86	A	Georgia	76 68			121	N	Long Beach St.	83 53
14	A	Kentucky	48 67	49	N	Indiana	88 102	86	H	Georgia	65 58			133	A	Alabama	66 56
18	N	Temple	83 76											173	H	Arkansas	57 53
20	A	Tennessee	70 74											173	N	Arkansas	71 61
20	H	Tennessee	75 84											239	N	Wofford	74 51
22	A	Texas A&M	76 84											243	N	South Ala.	85 33
22	H	Texas A&M	59 67											278	N	N.C. A&T	67 38
22	N	Texas A&M	48 67											318	A	Arkansas St.	71 60
23	H	Missouri	67 74											329	H	Southeastern La.	102 51
														331	N	Florida A&M	78 65
LAST 12 Division I GAMES:																	
				22	N	Texas A&M	48 67	133	A	Alabama	66 56						
				173	N	Arkansas	71 61	173	H	Arkansas	57 53						
				86	H	Georgia	65 58	117	H	Ole Miss	75 84						
				20	A	Tennessee	70 74	22	A	Texas A&M	76 84						
				14	A	Kentucky	48 67	111	A	Vanderbilt	93 73						
				23	H	Missouri	67 74	20	H	Tennessee	75 84						

Non-Div I Games:

Florida

■ Loss,
■ Non-Conf,
■ S Site,
■ H Home
■ A Away
N Neutral

Average RPI Win:	298	WON-LOST	WINNING	LAST 10	STRENGTH OF	OPP. STRENGTH	TEAM	ADJ.	CONF.	ADJ CONF.
Average RPI Loss:	232	RECORD	PCT. RANK	GAMES	SCHEDULE	OF SCHEDULE	RPI	RPI	RPI	RPI
DIV. I ONLY	10- 18	252	7- 3	344	342	331	331	32	32	
DIV. I NON-CONF.	0- 11	335	0- 0	320	291	349	349	31	31	
TOTALS	RPI 1-25	RPI 26-50	W-L RECORDS	RPI 51-100	RPI 101-150	RPI 150+				
10- 18	0- 0	0- 0	OVERALL	0- 1	0- 2	10- 15				
6- 6	0- 0	0- 0	HOME	0- 0	0- 1	6- 5				
3- 8	0- 0	0- 0	AWAY	0- 0	0- 1	3- 7				
1- 4	0- 0	0- 0	NEUTRAL	0- 1	0- 0	1- 3				
0- 11	0- 0	0- 0	NON-CONFERENCE	0- 1	0- 2	0- 8				
0- 4	0- 0	0- 0	HOME	0- 0	0- 1	0- 3				
0- 3	0- 0	0- 0	AWAY	0- 0	0- 1	0- 2				
0- 4	0- 0	0- 0	NEUTRAL	0- 1	0- 0	0- 3				
10- 7	0- 0	0- 0	CONFERENCE	0- 0	0- 0	10- 7				
6- 2	0- 0	0- 0	HOME	0- 0	0- 0	6- 2				
3- 5	0- 0	0- 0	AWAY	0- 0	0- 0	3- 5				
1- 0	0- 0	0- 0	NEUTRAL	0- 0	0- 0	1- 0				

RPI S	Opponent	Score	RPI S	Opponent	Score	RPI S	Opponent	Score	RPI S	Opponent	Score	Team's RPI: 331
						82 N	Florida	65 78	133 A	Alabama	46 81	
									148 H	Omaha	50 70	
									168 H	Hampton	62 44	
									169 A	Bethune-Cookman	53 66	
									169 H	Bethune-Cookman	41 64	
									177 H	Morehead St.	48 53	
									227 A	Howard	58 72	
									227 H	Howard	55 51	
									233 N	Richmond	51 64	
									248 A	Marshall	67 77	
									251 N	Jacksonville St.	54 66	
									258 H	UMES	59 49	
									259 N	Stony Brook	49 80	
									273 H	Norfolk St.	59 51	
									278 A	N.C. A&T	57 65	
									280 H	Western Caro.	61 62	
									291 H	Coppin St.	62 70	
									295 A	North Florida	60 71	
									297 A	Savannah St.	52 56	
									301 H	Eastern Ill.	50 66	
									330 A	Morgan St.	61 26	
									330 H	Morgan St.	51 48	
									335 A	N.C. Central	49 52	
									347 A	Delaware St.	65 56	
									347 H	Delaware St.	69 61	
									348 A	South Carolina St.	81 61	
LAST 12 Division I GAMES:												
			348 N	South Carolina St.	65 61		278 A	N.C. A&T	57 65			
			169 A	Bethune-Cookman	53 66		347 H	Delaware St.	69 61			
			348 A	South Carolina St.	81 61		227 H	Howard	55 51			
			168 H	Hampton	62 44		330 A	Morgan St.	61 26			
			273 H	Norfolk St.	59 51		347 A	Delaware St.	65 56			
			335 A	N.C. Central	49 52		258 H	UMES	59 49			

Non-Div I Games: Thomas (GA) 74 65 Stillman 69 59

Florida A&M

Loss, Non-Conf, S Site, H Home A Away N Neutral

RPI	S	Opponent	Score
348	N	South Carolina St.	65 61

Florida A&M

F
l
o
r
i
d
a

A
&

M

F
l
o
r
i
d
a

A
&

M

Average RPI Win:	114	WON-LOST	WINNING	LAST 10	STRENGTH OF	OPP. STRENGTH	TEAM	ADJ.	CONF.	ADJ CONF.
Average RPI Loss:	20	RECORD	PCT. RANK	GAMES	SCHEDULE	OF SCHEDULE	RPI	RPI	RPI	RPI
DIV. I ONLY	25- 6	21	6- 4	14	31	12	12	3	3	
DIV. I NON-CONF.	12- 2	21	0- 1	46	60	21	21	4	4	
TOTALS	RPI 1-25	RPI 26-50	W-L RECORDS	RPI 51-100	RPI 101-150	RPI 150+				
25- 6	4- 4	3- 1	OVERALL	7- 1	4- 0	7- 0				
13- 3	3- 2	2- 1	HOME	3- 0	1- 0	4- 0				
9- 2	1- 1	0- 0	AWAY	3- 1	3- 0	2- 0				
3- 1	0- 1	1- 0	NEUTRAL	1- 0	0- 0	1- 0				
12- 2	0- 2	2- 0	NON-CONFERENCE	5- 0	0- 0	5- 0				
6- 2	0- 2	1- 0	HOME	2- 0	0- 0	3- 0				
3- 0	0- 0	0- 0	AWAY	2- 0	0- 0	1- 0				
3- 0	0- 0	1- 0	NEUTRAL	1- 0	0- 0	1- 0				
13- 4	4- 2	1- 1	CONFERENCE	2- 1	4- 0	2- 0				
7- 1	3- 0	1- 1	HOME	1- 0	1- 0	1- 0				
6- 2	1- 1	0- 0	AWAY	1- 1	3- 0	1- 0				
0- 1	0- 1	0- 0	NEUTRAL	0- 0	0- 0	0- 0				

RPI S	Opponent	Score	RPI S	Opponent	Score	RPI S	Opponent	Score	RPI S	Opponent	Score
1	H UConn	76 78	31	H Syracuse	77 58	51	A Virginia	51 60	105	A Virginia Tech	82 54
2	A Notre Dame	61 79	38	H North Carolina St.	61 70	60	A Georgia Tech	69 63	113	A Clemson	86 27
8	H Duke	69 45	41	H James Madison	84 64	63	N Gonzaga	87 69	113	H Clemson	80 47
11	H Louisville	72 65	47	N Michigan	76 62	72	A Minnesota	75 61	118	A North Carolina	90 77
13	H Texas	88 92				82	H Florida	83 58	162	H Pittsburgh	79 48
15	A Miami (FL)	81 66				87	H Wake Forest	102 60	175	A Boston College	85 53
15	H Miami (FL)	80 71				92	A Mercer	83 40	189	A UAB	93 47
15	N Miami (FL)	54 56				95	H Jacksonville	90 47	251	H Jacksonville St.	73 62
									280	H Western Caro.	90 41
									295	H North Florida	95 39
									342	N Winthrop	98 35
LAST 12 Division I GAMES:											
15	N Miami (FL)	54 56	87	H Wake Forest	102 60						
2	A Notre Dame	61 79	15	H Miami (FL)	80 71						
162	H Pittsburgh	79 48	175	A Boston College	85 53						
113	H Clemson	80 47	60	A Georgia Tech	69 63						
51	A Virginia	51 60	105	A Virginia Tech	82 54						
13	H Texas	88 92	31	H Syracuse	77 58						

Non-Div I Games:

Florida St.

Average RPI Win: 201	WON-LOST	WINNING	LAST 10	STRENGTH OF	OPP. STRENGTH	TEAM	ADJ.	CONF.	ADJ CONF.
Average RPI Loss: 107	RECORD	PCT. RANK	GAMES	SCHEDULE	OF SCHEDULE	RPI	RPI	RPI	RPI
DIV. I ONLY	21- 11	91	6- 4	157	103	120	120	12	12
DIV. I NON-CONF.	9- 5	112	0- 0	94	112	112	112	12	12
TOTALS	RPI 1-25	RPI 26-50	W-L RECORDS	RPI 51-100	RPI 101-150	RPI 150+			
21- 11	0- 1	2- 0	OVERALL	0- 5	4- 4	15- 1			
16- 3	0- 0	2- 0	HOME	0- 2	4- 1	10- 0			
4- 6	0- 1	0- 0	AWAY	0- 1	0- 0	4- 0			
1- 2	0- 0	0- 0	NEUTRAL	0- 1	0- 1	1- 0			
9- 5	0- 1	1- 0	NON-CONFERENCE	0- 2	2- 2	6- 0			
8- 2	0- 0	1- 0	HOME	0- 2	2- 0	5- 0			
0- 2	0- 1	0- 0	AWAY	0- 0	0- 1	0- 0			
1- 1	0- 0	0- 0	NEUTRAL	0- 0	0- 1	1- 0			
12- 6	0- 0	1- 0	CONFERENCE	0- 3	2- 2	9- 1			
8- 1	0- 0	1- 0	HOME	0- 0	2- 1	5- 0			
4- 4	0- 0	0- 0	AWAY	0- 2	0- 1	4- 1			
0- 1	0- 0	0- 0	NEUTRAL	0- 1	0- 0	0- 0			

RPI 1-25				RPI 26-50				RPI 51-100				RPI 101+ Team's RPI: 120			
RPI	S	Opponent	Score	RPI	S	Opponent	Score	RPI	S	Opponent	Score	RPI	S	Opponent	Score
2	A	Notre Dame	36 67	32	H	Dayton	66 52	52	A	George Washington	46 63	103	N	Texas Tech	50 59
				45	H	Little Rock	65 43	69	H	St. John's (NY)	45 59	112	A	Saint Joseph's	44 47
								91	H	Buffalo	54 58	112	H	Saint Joseph's	44 39
								93	A	Saint Louis	58 82	114	H	Albany (NY)	89 82
								93	N	Saint Louis	58 68	115	H	Princeton	57 55
												122	H	Duquesne	64 51
												143	H	VCU	58 61
												147	A	Iona	46 55
												171	A	La Salle	66 61
												175	H	Boston College	56 49
												193	A	George Mason	53 49
												205	N	Grambling	59 53
												233	H	Richmond	67 41
												238	H	UNC Asheville	55 42
												249	A	St. Bonaventure	60 44
												249	H	St. Bonaventure	57 45
												257	H	Furman	60 47
												265	H	Niagara	92 69
												276	A	Davidson	51 52
												276	H	Davidson	85 72
												276	H	Davidson	62 54
												279	H	Manhattan	63 60
												302	A	Rhode Island	74 69
												309	H	Massachusetts	74 43
LAST 12 Division I GAMES:															
				93	N	Saint Louis	58 68	112	H	Saint Joseph's	44 39				
				276	H	Davidson	62 54	249	H	St. Bonaventure	57 45				
				171	A	La Salle	66 61	52	A	George Washington	46 63				
				32	H	Dayton	66 52	93	A	Saint Louis	58 82				
				276	A	Davidson	51 52	143	H	VCU	58 61				
				309	H	Massachusetts	74 43	112	A	Saint Joseph's	44 47				

Non-Div I Games:

Fordham

■ Loss,
 ■ Non-Conf,
 S Site,
 ■ Home
 ■ Away
 N Neutral

Fort Wayne

Through Games Of March 8, 2017

Average RPI Win:	261	WON-LOST	WINNING	LAST 10	STRENGTH OF	OPP. STRENGTH	TEAM	ADJ.	CONF.	ADJ CONF.
Average RPI Loss:	150	RECORD	PCT. RANK	GAMES	SCHEDULE	OF SCHEDULE	RPI	RPI	RPI	RPI
DIV. I ONLY	4- 23	329	2- 8	188	160	316	316	11	11	
DIV. I NON-CONF.	2- 9	293	0- 0	253	263	310	310	10	10	
TOTALS	RPI 1-25	RPI 26-50	W-L RECORDS	RPI 51-100	RPI 101-150	RPI 150+				
4- 23	0- 0	0- 2	OVERALL	0- 8	1- 2	3- 11				
2- 9	0- 0	0- 1	HOME	0- 4	1- 0	1- 4				
1- 13	0- 0	0- 1	AWAY	0- 4	0- 2	1- 6				
1- 1	0- 0	0- 0	NEUTRAL	0- 0	0- 0	1- 1				
2- 9	0- 0	0- 0	NON-CONFERENCE	0- 2	0- 1	2- 6				
0- 3	0- 0	0- 0	HOME	0- 1	0- 0	0- 2				
1- 5	0- 0	0- 0	AWAY	0- 1	0- 1	1- 3				
1- 1	0- 0	0- 0	NEUTRAL	0- 0	0- 0	1- 1				
2- 14	0- 0	0- 2	CONFERENCE	0- 6	1- 1	1- 5				
2- 6	0- 0	0- 1	HOME	0- 3	1- 0	1- 2				
0- 8	0- 0	0- 1	AWAY	0- 3	0- 1	0- 3				
0- 0	0- 0	0- 0	NEUTRAL	0- 0	0- 0	0- 0				

RPI S	Opponent	Score	RPI S	Opponent	Score	RPI S	Opponent	Score	RPI S	Opponent	Score	Team's RPI: 316
37	A South Dakota St.	51 73	37	H South Dakota St.	59 76	58	H Belmont	59 85	141	A Wright St.	51 62	
						61	A Western Ill.	51 77	148	A Omaha	49 63	
						61	H Western Ill.	53 75	148	H Omaha	65 62	
						62	A IUPUI	55 66	153	H Oakland	61 82	
						62	H IUPUI	48 62	160	A Western Mich.	35 61	
						77	A South Dakota	59 87	161	A Oral Roberts	56 82	
						77	H South Dakota	55 82	161	H Oral Roberts	59 75	
						96	A Kent St.	55 66	208	A Illinois	33 56	
									247	N Miami (OH)	47 69	
									254	H Coastal Caro.	57 72	
									260	A Butler	64 70	
									270	N Eastern Ky.	68 59	
									304	A North Dakota St.	56 68	
									304	H North Dakota St.	72 68	
									310	A Denver	50 78	
									310	H Denver	72 78	
									320	A Ill.-Chicago	61 55	
LAST 12 Division I GAMES:												
62	A IUPUI	55 66	310	A Denver	50 78							
61	A Western Ill.	51 77	62	H IUPUI	48 62							
37	H South Dakota St.	59 76	148	H Omaha	65 62							
148	A Omaha	49 63	161	H Oral Roberts	59 75							
304	H North Dakota St.	72 68	77	A South Dakota	59 87							
77	H South Dakota	55 82	310	H Denver	72 78							

Non-Div I Games: Defiance 76 58 Trine 71 80

Fort Wayne

Loss, Non-Conf, S Site, H Home A Away N Neutral

Average RPI Win:	221	WON-LOST	WINNING	LAST 10	STRENGTH OF	OPP. STRENGTH	TEAM	ADJ.	CONF.	ADJ CONF.
Average RPI Loss:	110	RECORD	PCT. RANK	GAMES	SCHEDULE	OF SCHEDULE	RPI	RPI	RPI	RPI
DIV. I ONLY	16- 14	157	5- 5	131	153	145	145	13	13	
DIV. I NON-CONF.	5- 4	143	0- 0	139	152	139	139	15	15	
TOTALS	RPI 1-25	RPI 26-50	W-L RECORDS	RPI 51-100	RPI 101-150	RPI 150+				
16- 14	0- 1	0- 2	OVERALL	3- 4	2- 2	11- 5				
6- 7	0- 0	0- 1	HOME	1- 2	1- 1	4- 3				
6- 7	0- 1	0- 1	AWAY	0- 2	1- 1	5- 2				
4- 0	0- 0	0- 0	NEUTRAL	2- 0	0- 0	2- 0				
5- 4	0- 1	0- 0	NON-CONFERENCE	1- 1	1- 1	3- 1				
1- 3	0- 0	0- 0	HOME	0- 1	1- 1	0- 1				
2- 1	0- 1	0- 0	AWAY	0- 0	0- 0	2- 0				
2- 0	0- 0	0- 0	NEUTRAL	1- 0	0- 0	1- 0				
11- 10	0- 0	0- 2	CONFERENCE	2- 3	1- 1	8- 4				
5- 4	0- 0	0- 1	HOME	1- 1	0- 0	4- 2				
4- 6	0- 0	0- 1	AWAY	0- 2	1- 1	3- 2				
2- 0	0- 0	0- 0	NEUTRAL	1- 0	0- 0	1- 0				

RPI 1-25			RPI 26-50			RPI 51-100			RPI 101+			Team's RPI: 145
RPI	S	Opponent	Score	RPI	S	Opponent	Score	RPI	S	Opponent	Score	
9	A	Washington	54 85	48	A	Boise St.	66 67	53	A	Colorado St.	56 73	104 A UNLV 38 54
				48	H	Boise St.	48 66	53	H	Colorado St.	64 66	104 A UNLV 53 51
								58	N	Belmont	62 53	138 H San Francisco 61 48
								78	H	Utah	55 65	150 H CSUN 57 61
								98	A	Wyoming	48 70	151 A New Mexico 57 66
								98	H	Wyoming	52 47	151 H New Mexico 54 80
								98	N	Wyoming	58 48	189 H Utah St. 47 52
												200 A San Jose St. 68 77
												200 H San Jose St. 88 74
												214 H UC Santa Barbara 49 50
												235 A Weber St. 60 57
												244 A Pacific 74 67
												269 A San Diego St. 59 51
												269 H San Diego St. 59 50
												283 A Nevada 71 70
												283 H Nevada 68 54
												283 N Nevada 62 57
												322 A Air Force 72 56
												322 H Air Force 63 40
												326 N UC Irvine 63 45
LAST 12 Division I GAMES:												
104	A	UNLV	53 51	151	A	New Mexico	57 66					
98	N	Wyoming	58 48	200	A	San Jose St.	68 77					
283	N	Nevada	62 57	53	H	Colorado St.	64 66					
104	A	UNLV	38 54	98	H	Wyoming	52 47					
48	H	Boise St.	48 66	269	A	San Diego St.	59 51					
269	H	San Diego St.	59 50	322	A	Air Force	72 56					

Non-Div I Games: Biola 71 50 Cal St. Dom. Hills 73 60

Fresno St.

Loss, Non-Conf, S Site, H Home A Away N Neutral

Furman

Through Games Of March 8, 2017

Average RPI Win: 244	WON-LOST	WINNING	LAST 10	STRENGTH OF	OPP. STRENGTH	TEAM	ADJ.	CONF.	ADJ CONF.
Average RPI Loss: 157	RECORD	PCT. RANK	GAMES	SCHEDULE	OF SCHEDULE	RPI	RPI	RPI	RPI
DIV. I ONLY	11- 17	234	3- 7	236	205	257	257	17	17
DIV. I NON-CONF.	4- 9	248	0- 1	279	213	309	309	20	20
TOTALS	RPI 1-25	RPI 26-50	W-L RECORDS	RPI 51-100	RPI 101-150	RPI 150+			
11- 17	0- 0	0- 1	OVERALL	1- 5	0- 3	10- 8			
9- 4	0- 0	0- 0	HOME	1- 1	0- 1	8- 2			
2- 11	0- 0	0- 1	AWAY	0- 0	0- 0	2- 0			
0- 2	0- 0	0- 0	NEUTRAL	0- 0	0- 1	0- 1			
4- 9	0- 0	0- 1	NON-CONFERENCE	0- 2	0- 3	4- 3			
4- 2	0- 0	0- 0	HOME	0- 0	0- 1	4- 1			
0- 6	0- 0	0- 1	AWAY	0- 2	0- 1	0- 2			
0- 1	0- 0	0- 0	NEUTRAL	0- 0	0- 1	0- 0			
7- 8	0- 0	0- 0	CONFERENCE	1- 3	0- 0	6- 5			
5- 2	0- 0	0- 0	HOME	1- 1	0- 0	4- 1			
2- 5	0- 0	0- 0	AWAY	0- 2	0- 0	2- 3			
0- 1	0- 0	0- 0	NEUTRAL	0- 0	0- 0	0- 1			

RPI 1-25			RPI 26-50			RPI 51-100			RPI 101+			Team's RPI: 257			
RPI	S	Opponent	Score	RPI	S	Opponent	Score	RPI	S	Opponent	Score				
				44	A	Central Mich.	71 81	65	A	Chattanooga	43 66	120	A	Fordham	47 60
								65	H	Chattanooga	65 48	136	N	Eastern Wash.	56 68
								86	A	Georgia	62 67	143	H	VCU	61 75
								87	A	Wake Forest	52 59	199	A	UNCG	52 65
								92	A	Mercer	52 76	199	H	UNCG	65 55
								92	H	Mercer	47 68	199	N	UNCG	63 68
												201	A	ETSU	66 75
												201	H	ETSU	64 74
												218	A	UNCW	52 56
												230	A	Samford	54 50
												230	H	Samford	53 48
												233	H	Richmond	48 54
												238	H	UNC Asheville	63 51
												239	A	Wofford	69 49
												239	H	Wofford	65 60
												276	A	Davidson	61 71
												280	A	Western Caro.	72 75
												280	H	Western Caro.	73 44
												313	H	Gardner-Webb	84 62
												315	H	USC Upstate	57 37
												335	H	N.C. Central	60 40
LAST 12 Division I GAMES:															
				199	N	UNCG	63 68	239	H	Wofford	65 60				
				44	A	Central Mich.	71 81	199	A	UNCG	52 65				
				201	A	ETSU	66 75	280	A	Western Caro.	72 75				
				65	A	Chattanooga	43 66	65	H	Chattanooga	65 48				
				92	H	Mercer	47 68	201	H	ETSU	64 74				
				230	H	Samford	53 48	230	A	Samford	54 50				

Non-Div I Games: Bob Jones 95 45 Mars Hill 81 46 Newberry 67 41

Furman

Loss, Non-Conf, S Site, H Home A Away N Neutral

Average RPI Win: 266		WON-LOST	WINNING	LAST 10	STRENGTH OF	OPP. STRENGTH	TEAM	ADJ.	CONF.	ADJ CONF.
Average RPI Loss: 167		RECORD	PCT. RANK	GAMES	SCHEDULE	OF SCHEDULE	RPI	RPI	RPI	RPI
DIV. I ONLY		12- 17	221	5- 5	259	275	250	250	21	21
DIV. I NON-CONF.		3- 7	250	0- 0	167	328	251	251	19	19
TOTALS		RPI 1-25	RPI 26-50	W-L RECORDS	RPI 51-100	RPI 101-150	RPI 150+			
12- 17	0- 0		0- 1	OVERALL	0- 4	0- 4	12- 8			
7- 6	0- 0		0- 0	HOME	0- 3	0- 1	7- 2			
5- 10	0- 0		0- 1	AWAY	0- 1	0- 3	5- 5			
0- 1	0- 0		0- 0	NEUTRAL	0- 0	0- 0	0- 1			
3- 7	0- 0		0- 0	NON-CONFERENCE	0- 3	0- 2	3- 2			
2- 2	0- 0		0- 0	HOME	0- 2	0- 0	2- 0			
1- 5	0- 0		0- 0	AWAY	0- 1	0- 2	1- 2			
0- 0	0- 0		0- 0	NEUTRAL	0- 0	0- 0	0- 0			
9- 10	0- 0		0- 1	CONFERENCE	0- 1	0- 2	9- 6			
5- 4	0- 0		0- 0	HOME	0- 1	0- 1	5- 2			
4- 5	0- 0		0- 1	AWAY	0- 0	0- 1	4- 3			
0- 1	0- 0		0- 0	NEUTRAL	0- 0	0- 0	0- 1			

[illegible]

Non-Div I Games:	Thomas (GA)	106	43
------------------	-------------	-----	----

Ga. Southern

Loss, Non-Conf, S Site, H Home A Away N Neutral

Average RPI Win:	304	WON-LOST	WINNING	LAST 10	STRENGTH OF	OPP. STRENGTH	TEAM	ADJ.	CONF.	ADJ CONF.
Average RPI Loss:	201	RECORD	PCT. RANK	GAMES	SCHEDULE	OF SCHEDULE	RPI	RPI	RPI	RPI
DIV. I ONLY	8- 18	278	3- 7	321	310	313	313	28	28	
DIV. I NON-CONF.	2- 6	275	0- 0	317	223	289	289	28	28	
TOTALS	RPI 1-25	RPI 26-50	W-L RECORDS	RPI 51-100	RPI 101-150	RPI 150+				
8- 18	0- 0	0- 0	OVERALL	0- 1	0- 3	8- 14				
4- 5	0- 0	0- 0	HOME	0- 0	0- 1	4- 4				
4- 11	0- 0	0- 0	AWAY	0- 0	0- 2	4- 4				
0- 2	0- 0	0- 0	NEUTRAL	0- 0	0- 0	0- 2				
2- 6	0- 0	0- 0	NON-CONFERENCE	0- 1	0- 1	2- 4				
0- 0	0- 0	0- 0	HOME	0- 0	0- 0	0- 0				
2- 4	0- 0	0- 0	AWAY	0- 1	0- 1	2- 2				
0- 2	0- 0	0- 0	NEUTRAL	0- 0	0- 0	0- 2				
6- 12	0- 0	0- 0	CONFERENCE	0- 0	0- 2	6- 10				
4- 5	0- 0	0- 0	HOME	0- 0	0- 1	4- 4				
2- 7	0- 0	0- 0	AWAY	0- 0	0- 1	2- 6				
0- 0	0- 0	0- 0	NEUTRAL	0- 0	0- 0	0- 0				

RPI 1-25			RPI 26-50			RPI 51-100			RPI 101+			Team's RPI: 313
RPI	S	Opponent	Score	RPI	S	Opponent	Score	RPI	S	Opponent	Score	
						94 A UCF	52 66	105 A Virginia Tech		42 76		
								126 A Radford		57 67		
								126 H Radford		42 51		
								189 N UAB		49 59		
								191 A Campbell		56 67		
								191 H Campbell		61 73		
								215 N Appalachian St.		67 72		
								224 A High Point		69 71		
								224 H High Point		65 84		
								228 A Presbyterian		47 58		
								228 H Presbyterian		55 56		
								229 A Liberty		63 66		
								229 H Liberty		84 82		
								238 A UNC Asheville		49 67		
								238 H UNC Asheville		55 52		
								239 A Wofford		66 75		
								255 A Charleston So.		57 64		
								255 H Charleston So.		48 51		
								257 A Furman		62 84		
								280 A Western Caro.		68 60		
								315 A USC Upstate		57 53		
								342 A Winthrop		89 54		
								342 H Winthrop		63 57		
								343 A Longwood		77 43		
								343 H Longwood		89 55		
LAST 12 Division I GAMES:												
						238 A UNC Asheville	49 67	224 H High Point		65 84		
						255 H Charleston So.	48 51	343 H Longwood		89 55		
						191 A Campbell	56 67	229 A Liberty		63 66		
						126 H Radford	42 51	342 A Winthrop		89 54		
						342 H Winthrop	63 57	191 H Campbell		61 73		
						228 A Presbyterian	47 58	255 A Charleston So.		57 64		

Non-Div I Games: Montreat 92 45 Southern Wesleyan 86 62 Converse 68 38

Gardner-Webb

Loss, Non-Conf, S Site, H Home A Away N Neutral

George Mason

Through Games Of March 8, 2017

Average RPI Win:	242	WON-LOST	WINNING	LAST 10	STRENGTH OF	OPP. STRENGTH	TEAM	ADJ.	CONF.	ADJ CONF.
Average RPI Loss:	124	RECORD	PCT. RANK	GAMES	SCHEDULE	OF SCHEDULE	RPI	RPI	RPI	RPI
DIV. I ONLY	13- 17	211	3- 7	167	163	193	193	12	12	
DIV. I NON-CONF.	7- 6	157	0- 0	155	290	142	142	12	12	
TOTALS	RPI 1-25	RPI 26-50	W-L RECORDS	RPI 51-100	RPI 101-150	RPI 150+				
13- 17	0- 0	0- 1	OVERALL	0- 6	4- 6	9- 4				
7- 6	0- 0	0- 1	HOME	0- 2	3- 2	4- 1				
6- 10	0- 0	0- 0	AWAY	0- 3	1- 4	5- 3				
0- 1	0- 0	0- 0	NEUTRAL	0- 1	0- 0	0- 0				
7- 6	0- 0	0- 0	NON-CONFERENCE	0- 3	3- 2	4- 1				
3- 2	0- 0	0- 0	HOME	0- 1	2- 1	1- 0				
4- 3	0- 0	0- 0	AWAY	0- 1	1- 1	3- 1				
0- 1	0- 0	0- 0	NEUTRAL	0- 1	0- 0	0- 0				
6- 11	0- 0	0- 1	CONFERENCE	0- 3	1- 4	5- 3				
4- 4	0- 0	0- 1	HOME	0- 1	1- 1	3- 1				
2- 7	0- 0	0- 0	AWAY	0- 2	0- 3	2- 2				
0- 0	0- 0	0- 0	NEUTRAL	0- 0	0- 0	0- 0				

RPI S	Opponent	Score	RPI S	Opponent	Score	RPI S	Opponent	Score	RPI S	Opponent	Score	Team's RPI: 193
			32	H Dayton	48 60	52	A George Washington	49 80	112	A Saint Joseph's	53 57	
						52	H George Washington	71 79	120	H Fordham	49 53	
						67	A Georgetown	56 69	122	A Duquesne	55 66	
						79	N Drexel	71 82	122	A Duquesne	57 76	
						93	A Saint Louis	50 89	126	H Radford	70 56	
						99	H SFA	76 77	131	H Arizona	70 81	
									135	A Delaware	51 67	
									137	H Navy	68 64	
									139	A Detroit Mercy	55 54	
									143	H VCU	70 59	
									171	A La Salle	57 59	
									209	A Towson	75 79	
									233	A Richmond	54 50	
									233	H Richmond	58 70	
									249	H St. Bonaventure	52 49	
									273	H Norfolk St.	60 33	
									276	A Davidson	54 58	
									276	H Davidson	59 55	
									302	H Rhode Island	60 51	
									308	A FIU	67 51	
									309	A Massachusetts	66 55	
									314	A Illinois St.	72 46	
									336	A LIU Brooklyn	64 48	
LAST 12 Division I GAMES:												
122	A Duquesne	55 66	122	A Duquesne	57 76							
112	A Saint Joseph's	53 57	171	A La Salle	57 59							
52	A George Washington	49 80	32	H Dayton	48 60							
302	H Rhode Island	60 51	233	A Richmond	54 50							
233	H Richmond	58 70	276	A Davidson	54 58							
276	H Davidson	59 55	143	H VCU	70 59							

Non-Div I Games:

George Mason

■ Loss,
 ■ Non-Conf,
 ■ S Site,
 ■ H Home
 ■ A Away
 N Neutral

George Washington

Through Games Of March 8, 2017

Average RPI Win:	177	WON-LOST	WINNING	LAST 10	STRENGTH OF	OPP. STRENGTH	TEAM	ADJ.	CONF.	ADJ CONF.
Average RPI Loss:	78	RECORD	PCT. RANK	GAMES	SCHEDULE	OF SCHEDULE	RPI	RPI	RPI	RPI
DIV. I ONLY	20- 9	72	7- 3	84	89	52	52	12	12	
DIV. I NON-CONF.	7- 5	137	0- 0	51	32	75	75	12	12	
TOTALS	RPI 1-25	RPI 26-50	W-L RECORDS	RPI 51-100	RPI 101-150	RPI 150+				
20- 9	0- 1	2- 3	OVERALL	2- 2	5- 2	11- 1				
11- 2	0- 1	1- 0	HOME	0- 0	4- 1	6- 0				
7- 5	0- 0	0- 2	AWAY	1- 2	1- 0	5- 1				
2- 2	0- 0	1- 1	NEUTRAL	1- 0	0- 1	0- 0				
7- 5	0- 1	1- 2	NON-CONFERENCE	2- 1	1- 0	3- 1				
4- 1	0- 1	0- 0	HOME	0- 0	1- 0	3- 0				
1- 3	0- 0	0- 1	AWAY	1- 1	0- 0	0- 1				
2- 1	0- 0	1- 1	NEUTRAL	1- 0	0- 0	0- 0				
13- 4	0- 0	1- 1	CONFERENCE	0- 1	4- 2	8- 0				
7- 1	0- 0	1- 0	HOME	0- 0	3- 1	3- 0				
6- 2	0- 0	0- 1	AWAY	0- 1	1- 0	5- 0				
0- 1	0- 0	0- 0	NEUTRAL	0- 0	0- 1	0- 0				

RPI S	Opponent	Score	RPI S	Opponent	Score	RPI S	Opponent	Score	RPI S	Opponent	Score
6	H Stanford	52 71	31	N Syracuse	71 74	66	A Villanova	72 69	112	H Saint Joseph's	53 44
			32	A Dayton	48 50	67	A Georgetown	57 72	115	H Princeton	56 45
			32	H Dayton	52 39	90	N FGCU	76 47	120	H Fordham	63 46
			37	A South Dakota St.	55 60	93	A Saint Louis	59 67	122	A Duquesne	75 40
			40	N Western Ky.	68 49				122	H Duquesne	63 73
									122	N Duquesne	58 62
									143	H VCU	81 67
									171	A La Salle	79 65
									188	A American	61 66
									193	A George Mason	79 71
									193	H George Mason	80 49
									208	H Illinois	72 56
									233	A Richmond	63 44
									249	H St. Bonaventure	63 57
									268	H Loyola Maryland	74 64
									276	H Davidson	76 62
									291	H Coppin St.	77 46
									302	A Rhode Island	72 44
									309	A Massachusetts	60 54
LAST 12 Division I GAMES:											
122	N Duquesne	58 62	171	A La Salle	79 65						
233	A Richmond	63 44	120	H Fordham	63 46						
193	H George Mason	80 49	122	H Duquesne	63 73						
249	H St. Bonaventure	63 57	93	A Saint Louis	59 67						
32	H Dayton	52 39	309	A Massachusetts	60 54						
302	A Rhode Island	72 44	276	H Davidson	76 62						

Non-Div I Games:

George Washington

■ Loss,
■ Non-Conf,
■ S Site,
■ H Home
■ A Away
N Neutral

Georgetown

Through Games Of March 8, 2017

Average RPI Win:	179	WON-LOST	WINNING	LAST 10	STRENGTH OF	OPP. STRENGTH	TEAM	ADJ.	CONF.	ADJ CONF.
Average RPI Loss:	45	RECORD	PCT. RANK	GAMES	SCHEDULE	OF SCHEDULE	RPI	RPI	RPI	RPI
DIV. I ONLY	17- 12	118	5- 5	68	73	67	67	7	7	
DIV. I NON-CONF.	8- 2	49	0- 0	103	88	27	27	7	7	
TOTALS	RPI 1-25	RPI 26-50	W-L RECORDS	RPI 51-100	RPI 101-150	RPI 150+				
17- 12	0- 4	0- 3	OVERALL	3- 4	3- 1	11- 0				
8- 4	0- 2	0- 1	HOME	2- 1	1- 0	5- 0				
7- 8	0- 2	0- 2	AWAY	0- 3	1- 1	6- 0				
2- 0	0- 0	0- 0	NEUTRAL	1- 0	1- 0	0- 0				
8- 2	0- 0	0- 0	NON-CONFERENCE	2- 1	3- 1	3- 0				
3- 0	0- 0	0- 0	HOME	1- 0	1- 0	1- 0				
3- 2	0- 0	0- 0	AWAY	0- 1	1- 1	2- 0				
2- 0	0- 0	0- 0	NEUTRAL	1- 0	1- 0	0- 0				
9- 10	0- 4	0- 3	CONFERENCE	1- 3	0- 0	8- 0				
5- 4	0- 2	0- 1	HOME	1- 1	0- 0	4- 0				
4- 6	0- 2	0- 2	AWAY	0- 2	0- 0	4- 0				
0- 0	0- 0	0- 0	NEUTRAL	0- 0	0- 0	0- 0				

RPI 1-25				RPI 26-50				RPI 51-100 Team's RPI: 67				RPI 101+			
RPI	S	Opponent	Score	RPI	S	Opponent	Score	RPI	S	Opponent	Score	RPI	S	Opponent	Score
17	A	DePaul	70 79	27	A	Marquette	66 80	52	H	George Washington	72 57	105	A	Virginia Tech	63 73
17	H	DePaul	53 76	27	A	Marquette	70 80	66	A	Villanova	50 71	133	H	Alabama	70 59
24	A	Creighton	68 70	27	H	Marquette	77 84	66	H	Villanova	54 49	135	A	Delaware	54 46
24	H	Creighton	59 67					69	A	St. John's (NY)	54 65	141	N	Wright St.	67 60
								69	H	St. John's (NY)	66 71	193	H	George Mason	69 56
								72	A	Minnesota	60 68	195	A	Providence	71 39
								85	N	Penn St.	68 54	195	H	Providence	72 70
												198	A	Seton Hall	77 60
												198	H	Seton Hall	77 58
												204	A	Xavier	69 64
												204	H	Xavier	81 63
												209	A	Towson	75 59
												260	A	Butler	58 52
												260	H	Butler	83 72
												308	A	FIU	66 53
LAST 12 Division I GAMES:															
27	A	Marquette	66 80	198	A	Seton Hall	77 60								
17	A	DePaul	70 79	24	H	Creighton	59 67								
27	A	Marquette	70 80	195	H	Providence	72 70								
204	H	Xavier	81 63	66	H	Villanova	54 49								
260	H	Butler	83 72	260	A	Butler	58 52								
69	A	St. John's (NY)	54 65	204	A	Xavier	69 64								

Non-Div I Games:

Georgetown

■ Loss,
 ■ Non-Conf,
 ■ S Site,
 ■ H Home
 ■ A Away
 N Neutral

Average RPI Win:	136	WON-LOST	WINNING	LAST 10	STRENGTH OF	OPP. STRENGTH	TEAM	ADJ.	CONF.	ADJ CONF.
Average RPI Loss:	53	RECORD	PCT. RANK	GAMES	SCHEDULE	OF SCHEDULE	RPI	RPI	RPI	RPI
DIV. I ONLY	16- 15	166	6- 4	41	17	86	86	2	2	
DIV. I NON-CONF.	8- 5	125	0- 0	182	102	153	153	2	2	
TOTALS	RPI 1-25	RPI 26-50	W-L RECORDS	RPI 51-100	RPI 101-150	RPI 150+				
16- 15	2- 7	3- 1	OVERALL	3- 5	2- 1	6- 1				
11- 5	2- 2	1- 0	HOME	2- 2	2- 0	4- 1				
3- 8	0- 4	1- 0	AWAY	0- 3	0- 1	2- 0				
2- 2	0- 1	1- 1	NEUTRAL	1- 0	0- 0	0- 0				
8- 5	0- 0	0- 1	NON-CONFERENCE	3- 3	0- 0	5- 1				
6- 2	0- 0	0- 0	HOME	2- 1	0- 0	4- 1				
1- 2	0- 0	0- 0	AWAY	0- 2	0- 0	1- 0				
1- 1	0- 0	0- 1	NEUTRAL	1- 0	0- 0	0- 0				
8- 10	2- 7	3- 0	CONFERENCE	0- 2	2- 1	1- 0				
5- 3	2- 2	1- 0	HOME	0- 1	2- 0	0- 0				
2- 6	0- 4	1- 0	AWAY	0- 1	0- 1	1- 0				
1- 1	0- 1	1- 0	NEUTRAL	0- 0	0- 0	0- 0				

RPI	S	Opponent	Score	RPI	S	Opponent	Score	RPI	S	Opponent	Score	RPI	S	Opponent	Score
3	A	South Carolina	63 66	30	N	South Fla.	65 81	51	H	Virginia	43 66	111	H	Vanderbilt	70 68
3	H	South Carolina	44 62	36	H	LSU	70 65	60	A	Georgia Tech	45 52	117	A	Ole Miss	62 69
3	N	South Carolina	48 72	46	A	Auburn	57 51	72	N	Minnesota	70 58	133	H	Alabama	71 65
5	A	Mississippi St.	49 58	46	N	Auburn	56 52	80	A	Oklahoma St.	51 71	173	A	Arkansas	69 66
14	A	Kentucky	61 82					82	A	Florida	58 65	180	A	Cincinnati	51 48
14	H	Kentucky	56 66					82	H	Florida	68 76	230	H	Samford	59 65
20	H	Tennessee	81 78					88	H	BYU	81 51	257	H	Furman	67 62
22	H	Texas A&M	69 59					92	H	Mercer	72 64	271	H	Kennesaw St.	82 40
23	A	Missouri	45 63									280	H	Western Caro.	78 43
												348	H	South Carolina St.	64 50
LAST 12 Division I GAMES:															
		3 N South Carolina	48 72			46 A Auburn	57 51								
		46 N Auburn	56 52			14 H Kentucky	56 66								
		82 A Florida	58 65			20 H Tennessee	81 78								
		133 H Alabama	71 65			173 A Arkansas	69 66								
		36 H LSU	70 65			117 A Ole Miss	62 69								
		5 A Mississippi St.	49 58			3 H South Carolina	44 62								

Non-Div I Games:

Georgia

■ Loss,
 ■ Non-Conf,
 ■ S Site,
 ■ H Home
 ■ A Away
 N Neutral

Average RPI Win:	217	WON-LOST	WINNING	LAST 10	STRENGTH OF	OPP. STRENGTH	TEAM	ADJ.	CONF.	ADJ CONF.
Average RPI Loss:	183	RECORD	PCT. RANK	GAMES	SCHEDULE	OF SCHEDULE	RPI	RPI	RPI	RPI
DIV. I ONLY	11- 18	243	5- 5	271	213	261	261	21	21	
DIV. I NON-CONF.	3- 7	250	0- 0	204	148	263	263	19	19	
TOTALS	RPI 1-25	RPI 26-50	W-L RECORDS	RPI 51-100	RPI 101-150	RPI 150+				
11- 18	0- 0	0- 2	OVERALL	1- 2	1- 2	9- 12				
4- 9	0- 0	0- 1	HOME	1- 0	0- 1	3- 7				
6- 6	0- 0	0- 1	AWAY	0- 1	1- 1	5- 3				
1- 3	0- 0	0- 0	NEUTRAL	0- 1	0- 0	1- 2				
3- 7	0- 0	0- 1	NON-CONFERENCE	0- 2	0- 1	3- 3				
1- 3	0- 0	0- 1	HOME	0- 0	0- 0	1- 2				
1- 2	0- 0	0- 0	AWAY	0- 1	0- 1	1- 0				
1- 2	0- 0	0- 0	NEUTRAL	0- 1	0- 0	1- 1				
8- 11	0- 0	0- 1	CONFERENCE	1- 0	1- 1	6- 9				
3- 6	0- 0	0- 0	HOME	1- 0	0- 1	2- 5				
5- 4	0- 0	0- 1	AWAY	0- 0	1- 0	4- 3				
0- 1	0- 0	0- 0	NEUTRAL	0- 0	0- 0	0- 1				

RPI S	Opponent	Score	RPI S	Opponent	Score	RPI S	Opponent	Score	RPI S	Opponent	Score	Team's RPI: 261
29	H Elon	67 84	60	A Georgia Tech	42 73	123	A Troy	68 65				
45	A Little Rock	45 52	84	H UT Arlington	64 59	123	H Troy	69 87				
			85	N Penn St.	42 69	133	A Alabama	57 80				
						158	A Louisiana	65 72				
						158	H Louisiana	64 70				
						164	H Texas St.	51 62				
						177	A Morehead St.	68 50				
						188	N American	59 58				
						215	A Appalachian St.	59 55				
						215	H Appalachian St.	63 67				
						218	H UNCW	66 72				
						236	H Akron	66 78				
						243	A South Ala.	55 45				
						243	H South Ala.	47 77				
						243	N South Ala.	44 49				
						250	A Ga. Southern	58 54				
						250	H Ga. Southern	63 62				
						254	A Coastal Caro.	69 48				
						254	H Coastal Caro.	67 73				
						271	H Kennesaw St.	62 59				
						282	N Eastern Mich.	59 69				
						318	A Arkansas St.	57 59				
						332	A La.-Monroe	63 72				
						332	H La.-Monroe	87 35				
LAST 12 Division I GAMES:												
243	N South Ala.	44 49	215	A Appalachian St.	59 55							
250	H Ga. Southern	63 62	254	A Coastal Caro.	69 48							
45	A Little Rock	45 52	158	H Louisiana	64 70							
318	A Arkansas St.	57 59	332	H La.-Monroe	87 35							
84	H UT Arlington	64 59	123	A Troy	68 65							
164	H Texas St.	51 62	243	A South Ala.	55 45							

Non-Div I Games: Allen 96 58

Georgia St.

■ Loss,
 ■ Non-Conf,
 ■ S Site,
 ■ Home
 ■ A Away
 N Neutral

Average RPI Win:	140	WON-LOST	WINNING	LAST 10	STRENGTH OF	OPP. STRENGTH	TEAM	ADJ.	CONF.	ADJ CONF.
Average RPI Loss:	47	RECORD	PCT. RANK	GAMES	SCHEDULE	OF SCHEDULE	RPI	RPI	RPI	RPI
DIV. I ONLY	17- 14	142	4- 6	26	34	60	60	3	3	
DIV. I NON-CONF.	11- 2	23	0- 0	66	118	28	28	4	4	
TOTALS	RPI 1-25	RPI 26-50	W-L RECORDS	RPI 51-100	RPI 101-150	RPI 150+				
17- 14	1- 7	2- 2	OVERALL	3- 2	3- 3	8- 0				
11- 5	0- 3	1- 2	HOME	2- 0	3- 0	5- 0				
3- 8	0- 3	0- 0	AWAY	1- 2	0- 3	2- 0				
3- 1	1- 1	1- 0	NEUTRAL	0- 0	0- 0	1- 0				
11- 2	1- 0	1- 1	NON-CONFERENCE	3- 0	1- 1	5- 0				
7- 1	0- 0	0- 1	HOME	2- 0	1- 0	4- 0				
2- 1	0- 0	0- 0	AWAY	1- 0	0- 1	1- 0				
2- 0	1- 0	1- 0	NEUTRAL	0- 0	0- 0	0- 0				
6- 12	0- 7	1- 1	CONFERENCE	0- 2	2- 2	3- 0				
4- 4	0- 3	1- 1	HOME	0- 0	2- 0	1- 0				
1- 7	0- 3	0- 0	AWAY	0- 2	0- 2	1- 0				
1- 1	0- 1	0- 0	NEUTRAL	0- 0	0- 0	1- 0				

RPI 1-25				RPI 26-50				RPI 51-100 Team's RPI: 60				RPI 101+			
RPI	S	Opponent	Score	RPI	S	Opponent	Score	RPI	S	Opponent	Score	RPI	S	Opponent	Score
2	A	Notre Dame	69 90	31	H	Syracuse	75 66	51	A	Virginia	64 65	105	H	Virginia Tech	87 81
2	H	Notre Dame	38 55	32	N	Dayton	81 68	83	A	Middle Tenn.	61 60	113	A	Clemson	61 62
8	H	Duke	68 75	38	H	North Carolina St.	67 75	86	H	Georgia	52 45	113	H	Clemson	72 58
11	A	Louisville	51 91	47	H	Michigan	52 92	87	A	Wake Forest	65 70	115	H	Princeton	67 51
12	H	Florida St.	63 69					92	H	Mercer	70 50	118	A	North Carolina	88 89
15	A	Miami (FL)	70 75									133	A	Alabama	65 67
15	N	Miami (FL)	71 87									162	H	Pittsburgh	71 57
23	N	Missouri	72 70									175	A	Boston College	71 67
LAST 12 Division I GAMES:															
15	N	Miami (FL)	71 87	2	A	Notre Dame	69 90								
175	N	Boston College	71 67	38	H	North Carolina St.	67 75								
15	A	Miami (FL)	70 75	105	H	Virginia Tech	87 81								
113	H	Clemson	72 58	51	A	Virginia	64 65								
162	H	Pittsburgh	71 57	113	A	Clemson	61 62								
118	A	North Carolina	88 89	12	H	Florida St.	63 69								

Non-Div I Games:

Georgia Tech

■ Loss,
 ■ Non-Conf,
 ■ S Site,
 ■ H Home
 ■ A Away
 N Neutral

Average RPI Win: 192	WON-LOST	WINNING	LAST 10	STRENGTH OF	OPP. STRENGTH	TEAM	ADJ.	CONF.	ADJ CONF.
Average RPI Loss: 140	RECORD	PCT. RANK	GAMES	SCHEDULE	OF SCHEDULE	RPI	RPI	RPI	RPI
DIV. I ONLY	26- 6	19	8- 2	220	111	63	63	14	14
DIV. I NON-CONF.	9- 2	37	0- 0	193	49	68	68	13	13
TOTALS	RPI 1-25	RPI 26-50	W-L RECORDS	RPI 51-100	RPI 101-150	RPI 150+			
26- 6	1- 1	0- 1	OVERALL	2- 1	7- 1	16- 2			
14- 1	0- 0	0- 0	HOME	2- 0	3- 0	9- 1			
8- 3	1- 0	0- 0	AWAY	0- 1	2- 1	5- 1			
4- 2	0- 1	0- 1	NEUTRAL	0- 0	2- 0	2- 0			
9- 2	1- 1	0- 1	NON-CONFERENCE	1- 0	2- 0	5- 0			
6- 0	0- 0	0- 0	HOME	1- 0	1- 0	4- 0			
2- 0	1- 0	0- 0	AWAY	0- 0	1- 0	0- 0			
1- 2	0- 1	0- 1	NEUTRAL	0- 0	0- 0	1- 0			
17- 4	0- 0	0- 0	CONFERENCE	1- 1	5- 1	11- 2			
8- 1	0- 0	0- 0	HOME	1- 0	2- 0	5- 1			
6- 3	0- 0	0- 0	AWAY	0- 1	1- 1	5- 1			
3- 0	0- 0	0- 0	NEUTRAL	0- 0	2- 0	1- 0			

RPI 1-25				RPI 26-50				RPI 51-100				Team's RPI: 63	RPI 101+			
RPI	S	Opponent	Score	RPI	S	Opponent	Score	RPI	S	Opponent	Score		RPI	S	Opponent	Score
6	A	Stanford	68 63	47	N	Michigan	66 78	68	H	Northwestern	67 56		102	H	Washington St.	79 61
12	N	Florida St.	69 87					88	A	BYU	63 71		109	A	St. Mary's (CA)	79 75
								88	H	BYU	87 52		109	H	St. Mary's (CA)	59 58
													109	N	St. Mary's (CA)	86 75
													136	A	Eastern Wash.	73 54
													138	A	San Francisco	72 77
													138	H	San Francisco	61 46
													138	N	San Francisco	77 46
													163	A	Santa Clara	50 49
													163	H	Santa Clara	51 39
													202	A	Loyola Marymount	80 56
													202	H	Loyola Marymount	73 61
													223	A	San Diego	57 55
													223	H	San Diego	62 57
													228	H	Presbyterian	79 39
													244	A	Pacific	74 58
													244	H	Pacific	63 65
													244	N	Pacific	91 59
													274	H	Colgate	72 42
													277	A	Portland	85 50
													277	H	Portland	67 55
													289	H	Nicholls St.	78 46
													312	A	Pepperdine	69 79
													312	H	Pepperdine	83 61
													326	H	UC Irvine	102 38
													342	N	Winthrop	71 41
LAST 12 Division I GAMES:																
109	N	St. Mary's (CA)	86 75	138	A	San Francisco	72 77	109	H	St. Mary's (CA)	59 58		202	H	Loyola Marymount	73 61
138	N	San Francisco	77 46	244	N	Pacific	91 59	163	A	Santa Clara	50 49		88	H	BYU	87 52
244	N	Pacific	91 59	88	A	BYU	63 71	223	H	San Diego	62 57		312	H	Pepperdine	83 61
88	A	BYU	63 71	223	H	San Diego	62 57	244	A	Pacific	74 58		342	N	Winthrop	71 41
223	H	San Diego	62 57													
244	A	Pacific	74 58													

Non-Div I Games:

Gonzaga

■ Loss,
 ■ Non-Conf, S Site,
 ■ Home
 ■ Away
 N Neutral

Average RPI Win:	296	WON-LOST	WINNING	LAST 10	STRENGTH OF	OPP. STRENGTH	TEAM	ADJ.	CONF.	ADJ CONF.
Average RPI Loss:	155	RECORD	PCT. RANK	GAMES	SCHEDULE	OF SCHEDULE	RPI	RPI	RPI	RPI
DIV. I ONLY	17- 13	130	9- 1	331	297	205	205	30	30	
DIV. I NON-CONF.	2- 9	293	0- 0	268	43	286	286	30	30	
TOTALS	RPI 1-25	RPI 26-50	W-L RECORDS	RPI 51-100	RPI 101-150	RPI 150+				
17- 13	0- 1	0- 0	OVERALL	0- 3	0- 3	17- 6				
8- 3	0- 0	0- 0	HOME	0- 0	0- 0	8- 3				
9- 8	0- 0	0- 0	AWAY	0- 0	0- 0	9- 1				
0- 2	0- 0	0- 0	NEUTRAL	0- 1	0- 1	0- 0				
2- 9	0- 1	0- 0	NON-CONFERENCE	0- 3	0- 3	2- 2				
0- 1	0- 0	0- 0	HOME	0- 0	0- 0	0- 1				
2- 6	0- 1	0- 0	AWAY	0- 2	0- 2	2- 1				
0- 2	0- 0	0- 0	NEUTRAL	0- 1	0- 1	0- 0				
15- 4	0- 0	0- 0	CONFERENCE	0- 0	0- 0	15- 4				
8- 2	0- 0	0- 0	HOME	0- 0	0- 0	8- 2				
7- 2	0- 0	0- 0	AWAY	0- 0	0- 0	7- 2				
0- 0	0- 0	0- 0	NEUTRAL	0- 0	0- 0	0- 0				

RPI S	Opponent	Score	RPI S	Opponent	Score	RPI S	Opponent	Score	RPI S	Opponent	Score	Team's RPI: 205
15 A	Miami (FL)	61 89				75 A	Tulane	56 79	120 N	Fordham	53 59	
						89 A	Southern California	64 75	131 A	Arizona	46 73	
						100 N	SMU	36 56	144 A	Louisiana Tech	55 69	
									167 A	TCU	47 83	
									185 A	Texas Southern	61 69	
									185 H	Texas Southern	64 52	
									206 A	Alabama St.	60 45	
									206 H	Alabama St.	76 83	
									222 A	Southern U.	70 63	
									222 H	Southern U.	68 71	
									266 A	Prairie View	49 51	
									266 H	Prairie View	60 55	
									286 A	Ark.-Pine Bluff	68 58	
									286 H	Ark.-Pine Bluff	56 54	
									289 H	Nicholls St.	60 71	
									307 A	Alcorn	67 63	
									307 H	Alcorn	86 63	
									311 A	Mississippi Val.	82 51	
									311 H	Mississippi Val.	88 67	
									311 H	Mississippi Val.	71 61	
									329 A	Southeastern La.	87 71	
									332 A	La.-Monroe	59 54	
									334 A	Jackson St.	60 57	
									334 H	Jackson St.	90 85	
									349 A	Alabama A&M	68 53	
									349 H	Alabama A&M	87 57	
LAST 12 Division I GAMES:												
311 H	Mississippi Val.	71 61	266 H	Prairie View	60 55							
349 H	Alabama A&M	87 57	185 H	Texas Southern	64 52							
206 H	Alabama St.	76 83	307 A	Alcorn	67 63							
311 A	Mississippi Val.	82 51	222 A	Southern U.	70 63							
286 A	Ark.-Pine Bluff	68 58	311 H	Mississippi Val.	88 67							
334 A	Jackson St.	60 57	286 H	Ark.-Pine Bluff	56 54							

Non-Div I Games:

Grambling

■ Loss,
 ■ Non-Conf,
 S Site,
 ■ Home
 ■ Away
 N Neutral

Average RPI Win: 290		WON-LOST	WINNING	LAST 10	STRENGTH OF	OPP. STRENGTH	TEAM	ADJ.	CONF.	ADJ CONF.
Average RPI Loss: 180		RECORD	PCT. RANK	GAMES	SCHEDULE	OF SCHEDULE	RPI	RPI	RPI	RPI
DIV. I ONLY		14- 12	152	5- 5	325	296	246	246	29	29
DIV. I NON-CONF.		7- 5	137	0- 0	289	212	195	195	29	29
TOTALS		RPI 1-25	RPI 26-50		W-L RECORDS		RPI 51-100	RPI 101-150	RPI 150+	
14- 12	0- 2	0- 0		OVERALL		0- 0	1- 2		13- 8	
11- 3	0- 1	0- 0		HOME		0- 0	1- 1		10- 1	
3- 9	0- 1	0- 0		AWAY		0- 0	0- 1		3- 7	
0- 0	0- 0	0- 0		NEUTRAL		0- 0	0- 0		0- 0	
7- 5	0- 2	0- 0		NON-CONFERENCE		0- 0	1- 0		6- 3	
6- 1	0- 1	0- 0		HOME		0- 0	1- 0		5- 0	
1- 4	0- 1	0- 0		AWAY		0- 0	0- 0		1- 3	
0- 0	0- 0	0- 0		NEUTRAL		0- 0	0- 0		0- 0	
7- 7	0- 0	0- 0		CONFERENCE		0- 0	0- 2		7- 5	
5- 2	0- 0	0- 0		HOME		0- 0	0- 1		5- 1	
2- 5	0- 0	0- 0		AWAY		0- 0	0- 1		2- 4	
0- 0	0- 0	0- 0		NEUTRAL		0- 0	0- 0		0- 0	

RPI 1-25			
RPI	S	Opponent	Score
8	A	Duke	47 90
9	H	Washington	66 101

RPI 26-50			
RPI	S	Opponent	Score

RPI 51-100			
RPI	S	Opponent	Score

Team's RPI: 246			
RPI	S	Opponent	Score
140	A	New Mexico St.	60 67
140	H	New Mexico St.	65 81
149	H	Idaho	64 60
155	A	Rice	50 64
186	A	UC Riverside	64 77
217	A	Seattle U	60 86
217	H	Seattle U	82 77
237	A	UTRGV	49 52
237	H	UTRGV	60 59
240	A	Hawaii	47 51
263	A	CSU Bakersfield	59 74
263	H	CSU Bakersfield	64 80
272	H	Cal Poly	64 59
290	A	Southern Utah	76 73
293	H	Northern Ariz.	76 65
298	A	UMKC	65 77
298	H	UMKC	75 64
307	H	Alcorn	77 44
310	H	Denver	73 70
328	A	Utah Valley	62 46
328	H	Utah Valley	60 42
337	H	Fla. Atlantic	81 60
345	A	Chicago St.	73 62
345	H	Chicago St.	57 39

LAST 12 Division I GAMES:			
263	H	CSU Bakersfield	64 80
298	A	UMKC	65 77
345	A	Chicago St.	73 62
328	H	Utah Valley	60 42
217	H	Seattle U	82 77
140	A	New Mexico St.	60 67
237	A	UTRGV	49 52
263	A	CSU Bakersfield	59 74
345	H	Chicago St.	57 39
298	H	UMKC	75 64
217	A	Seattle U	60 86
237	H	UTRGV	60 59

Non-Div I Games:	Chaminade	85	55
------------------	-----------	----	----

Grand Canyon

■ Loss, ■ Non-Conf, S Site, H Home A Away N Neutral

Average RPI Win:	181	WON-LOST	WINNING	LAST 10	STRENGTH OF	OPP. STRENGTH	TEAM	ADJ.	CONF.	ADJ CONF.
Average RPI Loss:	130	RECORD	PCT. RANK	GAMES	SCHEDULE	OF SCHEDULE	RPI	RPI	RPI	RPI
DIV. I ONLY	27- 5	10	8- 2	79	174	26	26	19	19	
DIV. I NON-CONF.	9- 2	37	0- 1	4	20	4	4	21	21	
TOTALS	RPI 1-25	RPI 26-50	W-L RECORDS	RPI 51-100	RPI 101-150	RPI 150+				
27- 5	0- 1	5- 0	OVERALL	2- 0	6- 2	14- 2				
13- 1	0- 0	3- 0	HOME	0- 0	3- 0	7- 1				
11- 4	0- 1	2- 0	AWAY	2- 0	1- 2	6- 1				
3- 0	0- 0	0- 0	NEUTRAL	0- 0	2- 0	1- 0				
9- 2	0- 1	5- 0	NON-CONFERENCE	2- 0	0- 0	2- 1				
4- 1	0- 0	3- 0	HOME	0- 0	0- 0	1- 1				
5- 1	0- 1	2- 0	AWAY	2- 0	0- 0	1- 0				
0- 0	0- 0	0- 0	NEUTRAL	0- 0	0- 0	0- 0				
18- 3	0- 0	0- 0	CONFERENCE	0- 0	6- 2	12- 1				
9- 0	0- 0	0- 0	HOME	0- 0	3- 0	6- 0				
6- 3	0- 0	0- 0	AWAY	0- 0	1- 2	5- 1				
3- 0	0- 0	0- 0	NEUTRAL	0- 0	2- 0	1- 0				

RPI 1-25				RPI 26-50				Team's RPI: 26				RPI 51-100				RPI 101+			
RPI	S	Opponent	Score	RPI	S	Opponent	Score	RPI	S	Opponent	Score	RPI	S	Opponent	Score	RPI	S	Opponent	Score
2	A	Notre Dame	67 71	27	A	Marquette	78 63	58	A	Belmont	62 53	139	A	Detroit Mercy	72 76				
				28	H	Drake	71 48	65	A	Chattanooga	71 55	139	H	Detroit Mercy	60 55				
				29	H	Elon	71 56					139	N	Detroit Mercy	64 52				
				37	A	South Dakota St.	67 43					141	A	Wright St.	58 51				
				45	H	Little Rock	57 31					141	H	Wright St.	62 41				
												146	A	Milwaukee	60 72				
												146	H	Milwaukee	89 47				
												146	N	Milwaukee	66 59				
												153	A	Oakland	71 74				
												153	H	Oakland	89 47				
												182	A	Cleveland St.	65 51				
												182	H	Cleveland St.	79 60				
												211	H	Wisconsin	53 54				
												231	A	Bradley	68 43				
												260	H	Butler	61 34				
												292	A	Valparaiso	75 36				
												292	H	Valparaiso	56 35				
												292	N	Valparaiso	89 60				
												296	A	Northern Ky.	74 37				
												296	H	Northern Ky.	70 39				
												319	A	Youngstown St.	84 51				
												319	H	Youngstown St.	75 41				
												320	A	Ill.-Chicago	79 65				
												320	H	Ill.-Chicago	65 31				
LAST 12 Division I GAMES:																			
				139	N	Detroit Mercy	64 52					320	H	Ill.-Chicago	65 31				
				146	N	Milwaukee	66 59					146	A	Milwaukee	60 72				
				292	N	Valparaiso	89 60					319	H	Youngstown St.	75 41				
				2	A	Notre Dame	67 71					182	H	Cleveland St.	79 60				
				296	A	Northern Ky.	74 37					139	A	Detroit Mercy	72 76				
				141	A	Wright St.	58 51					153	A	Oakland	71 74				

Non-Div I Games:

Green Bay

■ Loss,
■ Non-Conf, S Site,
■ Home
■ Away
N Neutral

Average RPI Win:	273	WON-LOST	WINNING	LAST 10	STRENGTH OF	OPP. STRENGTH	TEAM	ADJ.	CONF.	ADJ CONF.
Average RPI Loss:	143	RECORD	PCT. RANK	GAMES	SCHEDULE	OF SCHEDULE	RPI	RPI	RPI	RPI
DIV. I ONLY	17- 12	118	5- 5	293	287	168	168	32	32	
DIV. I NON-CONF.	6- 7	182	0- 0	77	35	89	89	31	31	
TOTALS	RPI 1-25	RPI 26-50	W-L RECORDS	RPI 51-100	RPI 101-150	RPI 150+				
17- 12	1- 1	0- 2	OVERALL	0- 3	1- 1	15- 5				
8- 2	1- 0	0- 0	HOME	0- 0	0- 0	7- 2				
5- 10	0- 1	0- 2	AWAY	0- 3	0- 1	5- 3				
4- 0	0- 0	0- 0	NEUTRAL	0- 0	1- 0	3- 0				
6- 7	1- 1	0- 2	NON-CONFERENCE	0- 3	1- 1	4- 0				
2- 0	1- 0	0- 0	HOME	0- 0	0- 0	1- 0				
0- 7	0- 1	0- 2	AWAY	0- 3	0- 1	0- 0				
4- 0	0- 0	0- 0	NEUTRAL	0- 0	1- 0	3- 0				
11- 5	0- 0	0- 0	CONFERENCE	0- 0	0- 0	11- 5				
6- 2	0- 0	0- 0	HOME	0- 0	0- 0	6- 2				
5- 3	0- 0	0- 0	AWAY	0- 0	0- 0	5- 3				
0- 0	0- 0	0- 0	NEUTRAL	0- 0	0- 0	0- 0				

RPI 1-25				RPI 26-50				RPI 51-100				RPI 101+ Team's RPI: 168			
RPI	S	Opponent	Score	RPI	S	Opponent	Score	RPI	S	Opponent	Score	RPI	S	Opponent	Score
3	A	South Carolina	38 92	38	A	North Carolina St.	56 81	64	A	Iowa	51 84	124	N	Maine	58 49
18	H	Temple	71 65	41	A	James Madison	50 71	68	A	Northwestern	48 67	130	A	Old Dominion	58 61
								90	A	FGCU	49 60	169	A	Bethune-Cookman	56 66
												227	H	Howard	62 67
												230	N	Samford	63 57
												233	H	Richmond	72 45
												258	H	UMES	65 68
												273	A	Norfolk St.	58 57
												273	H	Norfolk St.	77 65
												278	H	N.C. A&T	64 57
												291	A	Coppin St.	65 61
												291	H	Coppin St.	78 54
												297	A	Savannah St.	51 55
												297	H	Savannah St.	75 46
												300	N	Lafayette	58 55
												327	N	Saint Peter's	71 42
												330	A	Morgan St.	71 58
												331	A	Florida A&M	44 62
												335	H	N.C. Central	60 36
												347	A	Delaware St.	83 52
												348	A	South Carolina St.	51 50
												348	H	South Carolina St.	80 46
LAST 12 Division I GAMES:															
291	A	Coppin St.	65 61	348	A	South Carolina St.	51 50								
273	H	Norfolk St.	77 65	297	A	Savannah St.	51 55								
330	A	Morgan St.	71 58	258	H	UMES	65 68								
331	A	Florida A&M	44 62	291	H	Coppin St.	78 54								
169	A	Bethune-Cookman	56 66	273	A	Norfolk St.	58 57								
227	H	Howard	62 67	335	H	N.C. Central	60 36								

Non-Div I Games:

Hampton

■ Loss,
 ■ Non-Conf, S Site,
 ■ Home
 ■ Away
 N Neutral

Average RPI Win:	240	WON-LOST	WINNING	LAST 10	STRENGTH OF	OPP. STRENGTH	TEAM	ADJ.	CONF.	ADJ CONF.
Average RPI Loss:	144	RECORD	PCT. RANK	GAMES	SCHEDULE	OF SCHEDULE	RPI	RPI	RPI	RPI
DIV. I ONLY	17- 14	142	3- 7	234	235	181	181	22	22	
DIV. I NON-CONF.	9- 4	85	0- 0	209	274	131	131	22	22	
TOTALS	RPI 1-25	RPI 26-50	W-L RECORDS	RPI 51-100	RPI 101-150	RPI 150+				
17- 14	0- 0	0- 1	OVERALL	0- 3	1- 5	16- 5				
7- 7	0- 0	0- 1	HOME	0- 2	0- 2	7- 2				
7- 6	0- 0	0- 0	AWAY	0- 1	1- 2	6- 3				
3- 1	0- 0	0- 0	NEUTRAL	0- 0	0- 1	3- 0				
9- 4	0- 0	0- 1	NON-CONFERENCE	0- 1	1- 0	8- 2				
3- 3	0- 0	0- 1	HOME	0- 1	0- 0	3- 1				
4- 1	0- 0	0- 0	AWAY	0- 0	1- 0	3- 1				
2- 0	0- 0	0- 0	NEUTRAL	0- 0	0- 0	2- 0				
8- 10	0- 0	0- 0	CONFERENCE	0- 2	0- 5	8- 3				
4- 4	0- 0	0- 0	HOME	0- 1	0- 2	4- 1				
3- 5	0- 0	0- 0	AWAY	0- 1	0- 2	3- 2				
1- 1	0- 0	0- 0	NEUTRAL	0- 0	0- 1	1- 0				

RPI S	Opponent	Score	RPI S	Opponent	Score	RPI S	Opponent	Score	RPI S	Opponent	Score	Team's RPI: 181
33	H Quinnipiac	59 82	76	A New Hampshire	50 58	114	A Albany (NY)	71 82				
			76	H New Hampshire	57 62	114	H Albany (NY)	52 58				
			90	H FGCU	63 70	114	N Albany (NY)	65 67				
						124	A Maine	62 73				
						124	H Maine	60 66				
						135	A Delaware	67 66				
						175	H Boston College	65 56				
						176	A Siena	80 76				
						178	A Hofstra	69 67				
						195	H Providence	65 77				
						197	H Sacred Heart	81 64				
						210	A UMBC	80 73				
						210	H UMBC	47 64				
						210	N UMBC	74 40				
						212	A Binghamton	59 60				
						212	H Binghamton	76 73				
						219	N Monmouth	75 72				
						259	A Stony Brook	62 40				
						259	H Stony Brook	65 52				
						265	A Niagara	62 75				
						273	N Norfolk St.	61 51				
						275	A Vermont	70 76				
						275	H Vermont	68 55				
						305	A Central Conn. St.	68 58				
						309	H Massachusetts	75 56				
						344	A UMass Lowell	84 64				
LAST 12 Division I GAMES:												
114	N Albany (NY)	65 67	344	A UMass Lowell	84 64							
210	N UMBC	74 40	210	H UMBC	47 64							
114	H Albany (NY)	52 58	124	H Maine	60 66							
212	A Binghamton	59 60	275	A Vermont	70 76							
76	H New Hampshire	57 62	114	A Albany (NY)	71 82							
259	A Stony Brook	62 40	212	H Binghamton	76 73							

Non-Div I Games:

Hartford

■ Loss,
■ Non-Conf,
■ S Site,
■ H Home
■ A Away
N Neutral

RPI	S	Opponent	Score
344	H	UMass Lowell	80 59

Hartford

H
a
r
t
f
o
r
d

H
a
r
t
f
o
r
d

Average RPI Win: 177	WON-LOST	WINNING	LAST 10	STRENGTH OF	OPP. STRENGTH	TEAM	ADJ.	CONF.	ADJ CONF.
Average RPI Loss: 96	RECORD	PCT. RANK	GAMES	SCHEDULE	OF SCHEDULE	RPI	RPI	RPI	RPI
DIV. I ONLY	20- 7	48	4- 6	86	128	43	43	8	8
DIV. I NON-CONF.	12- 1	7	0- 0	141	186	20	20	9	9
TOTALS	RPI 1-25	RPI 26-50	W-L RECORDS	RPI 51-100	RPI 101-150	RPI 150+			
20- 7	1- 0	0- 0	OVERALL	1- 3	3- 4	15- 0			
10- 2	1- 0	0- 0	HOME	0- 1	3- 1	6- 0			
8- 5	0- 0	0- 0	AWAY	0- 2	0- 3	8- 0			
2- 0	0- 0	0- 0	NEUTRAL	1- 0	0- 0	1- 0			
12- 1	1- 0	0- 0	NON-CONFERENCE	1- 1	1- 0	9- 0			
5- 0	1- 0	0- 0	HOME	0- 0	1- 0	3- 0			
5- 1	0- 0	0- 0	AWAY	0- 1	0- 0	5- 0			
2- 0	0- 0	0- 0	NEUTRAL	1- 0	0- 0	1- 0			
8- 6	0- 0	0- 0	CONFERENCE	0- 2	2- 4	6- 0			
5- 2	0- 0	0- 0	HOME	0- 1	2- 1	3- 0			
3- 4	0- 0	0- 0	AWAY	0- 1	0- 3	3- 0			
0- 0	0- 0	0- 0	NEUTRAL	0- 0	0- 0	0- 0			

RPI 1-25				RPI 26-50		Team's RPI: 43		RPI 51-100				RPI 101+			
RPI	S	Opponent	Score	RPI	S	Opponent	Score	RPI	S	Opponent	Score	RPI	S	Opponent	Score
18	H	Temple	73 62					55	A	Penn	43 63	115	A	Princeton	58 63
								55	H	Penn	46 64	115	H	Princeton	60 64
								72	A	Minnesota	87 103	124	H	Maine	69 62
								91	N	Buffalo	74 62	125	A	Cornell	52 57
												125	H	Cornell	62 59
												134	A	Yale	52 57
												134	H	Yale	76 56
												156	A	Brown	66 63
												156	H	Brown	69 59
												165	H	Fairfield	58 44
												171	A	La Salle	66 64
												176	A	Siena	65 58
												187	A	Kansas	69 59
												194	A	Columbia	58 55
												194	H	Columbia	70 68
												197	A	Sacred Heart	68 60
												216	A	Dartmouth	70 61
												216	H	Dartmouth	70 65
												225	A	Boston U.	65 52
												230	H	Samford	57 52
												238	N	UNC Asheville	79 62
												321	H	NJIT	59 38
LAST 12 Division I GAMES:															
55	H	Penn	46 64	134	H	Yale	76 56								
115	H	Princeton	60 64	156	H	Brown	69 59								
156	A	Brown	66 63	115	A	Princeton	58 63								
134	A	Yale	52 57	55	A	Penn	43 63								
125	A	Cornell	52 57	194	H	Columbia	70 68								
194	A	Columbia	58 55	125	H	Cornell	62 59								

Non-Div I Games:

Harvard

H
a
w
a
i
i

H
a
w
a
i
i

Non-Div I Games:	Hawaii Pacific	88	54
------------------	----------------	----	----

Page 119

Average RPI Win:	272	WON-LOST	WINNING	LAST 10	STRENGTH OF	OPP. STRENGTH	TEAM	ADJ.	CONF.	ADJ CONF.
Average RPI Loss:	181	RECORD	PCT. RANK	GAMES	SCHEDULE	OF SCHEDULE	RPI	RPI	RPI	RPI
DIV. I ONLY	13- 14	186	9- 1	269	311	224	224	28	28	
DIV. I NON-CONF.	0- 9	335	0- 0	166	218	333	333	28	28	
TOTALS	RPI 1-25	RPI 26-50	W-L RECORDS	RPI 51-100	RPI 101-150	RPI 150+				
13- 14	0- 0	0- 1	OVERALL	0- 1	1- 3	12- 9				
7- 6	0- 0	0- 0	HOME	0- 1	1- 1	6- 4				
6- 8	0- 0	0- 0	AWAY	0- 0	0- 0	6- 0				
0- 0	0- 0	0- 0	NEUTRAL	0- 0	0- 0	0- 0				
0- 9	0- 0	0- 1	NON-CONFERENCE	0- 1	0- 2	0- 5				
0- 4	0- 0	0- 0	HOME	0- 1	0- 1	0- 2				
0- 5	0- 0	0- 1	AWAY	0- 0	0- 1	0- 3				
0- 0	0- 0	0- 0	NEUTRAL	0- 0	0- 0	0- 0				
13- 5	0- 0	0- 0	CONFERENCE	0- 0	1- 1	12- 4				
7- 2	0- 0	0- 0	HOME	0- 0	1- 0	6- 2				
6- 3	0- 0	0- 0	AWAY	0- 0	0- 1	6- 2				
0- 0	0- 0	0- 0	NEUTRAL	0- 0	0- 0	0- 0				

RPI S	Opponent	Score	RPI S	Opponent	Score	RPI S	Opponent	Score	RPI S	Opponent	Score	Team's RPI: 224
39	A West Virginia	59 82	70	H Ohio	48 76	101	H Stetson	47 81	117	A Ole Miss	62 73	
						126	A Radford	56 59	126	H Radford	74 64	
						189	A UAB	66 75	191	A Campbell	33 58	
						191	H Campbell	53 69	199	H UNCG	67 69	
						228	A Presbyterian	72 64	228	H Presbyterian	87 60	
						229	A Liberty	74 81	229	H Liberty	78 69	
						238	A UNC Asheville	76 60	238	H UNC Asheville	81 70	
						255	A Charleston So.	64 62	255	H Charleston So.	68 74	
						273	H Norfolk St.	60 63	276	A Davidson	72 82	
						280	A Western Caro.	64 73	313	A Gardner-Webb	84 65	
						313	H Gardner-Webb	71 69	342	A Winthrop	70 57	
						342	A Winthrop	88 43	343	A Longwood	80 49	
						343	H Longwood	81 60	343	H Longwood	81 60	
						126	H Radford	74 64	313	A Gardner-Webb	84 65	
						343	H Longwood	81 60	342	A Winthrop	70 57	
						228	A Presbyterian	72 64	238	H UNC Asheville	81 70	
						255	A Charleston So.	64 62	343	A Longwood	80 49	
						191	H Campbell	53 69	228	H Presbyterian	87 60	
						229	H Liberty	78 69	191	A Campbell	33 58	

LAST 12 Division I GAMES:

126	H	Radford	74	64	313	A	Gardner-Webb	84	65
343	H	Longwood	81	60	342	A	Winthrop	70	57
228	A	Presbyterian	72	64	238	H	UNC Asheville	81	70
255	A	Charleston So.	64	62	343	A	Longwood	80	49
191	H	Campbell	53	69	228	H	Presbyterian	87	60
229	H	Liberty	78	69	191	A	Campbell	33	58

Non-Div I Games: Spring Hill 74 58 Brevard 89 42

High Point

■ Loss,
 ■ Non-Conf,
 ■ S Site,
 ■ H Home
 ■ A Away
 N Neutral

Hofstra

Through Games Of March 8, 2017

Average RPI Win: 198	WON-LOST	WINNING	LAST 10	STRENGTH OF	OPP. STRENGTH	TEAM	ADJ.	CONF.	ADJ CONF.
Average RPI Loss: 133	RECORD	PCT. RANK	GAMES	SCHEDULE	OF SCHEDULE	RPI	RPI	RPI	RPI
DIV. I ONLY	13- 17	211	5- 5	127	145	178	178	9	9
DIV. I NON-CONF.	7- 4	114	0- 0	188	326	121	121	8	8
TOTALS	RPI 1-25	RPI 26-50	W-L RECORDS	RPI 51-100	RPI 101-150	RPI 150+			
13- 17	0- 0	0- 4	OVERALL	2- 2	2- 4	9- 7			
7- 7	0- 0	0- 2	HOME	1- 0	1- 1	5- 4			
5- 10	0- 0	0- 2	AWAY	1- 2	1- 3	3- 3			
1- 0	0- 0	0- 0	NEUTRAL	0- 0	0- 0	1- 0			
7- 4	0- 0	0- 0	NON-CONFERENCE	1- 1	1- 1	5- 2			
4- 1	0- 0	0- 0	HOME	0- 0	0- 0	4- 1			
3- 3	0- 0	0- 0	AWAY	1- 1	1- 1	1- 1			
0- 0	0- 0	0- 0	NEUTRAL	0- 0	0- 0	0- 0			
6- 13	0- 0	0- 4	CONFERENCE	1- 1	1- 3	4- 5			
3- 6	0- 0	0- 2	HOME	1- 0	1- 1	1- 3			
2- 7	0- 0	0- 2	AWAY	0- 1	0- 2	2- 2			
1- 0	0- 0	0- 0	NEUTRAL	0- 0	0- 0	1- 0			

RPI S	Opponent	Score	RPI S	Opponent	Score	RPI S	Opponent	Score	RPI S	Opponent	Score	Team's RPI: 178
29	A Elon	61 72	29	H Elon	53 64	73	A UC Davis	64 60	112	A Saint Joseph's	75 64	
41	A James Madison	57 93	41	A James Madison	57 93	79	A Drexel	43 65	127	A William & Mary	65 81	
41	H James Madison	50 61	41	H James Madison	50 61	79	H Drexel	58 53	127	H William & Mary	64 61	
						91	A Buffalo	50 74	135	A Delaware	45 56	
									135	H Delaware	56 73	
									137	A Navy	69 78	
									152	A Northeastern	46 52	
									152	H Northeastern	51 53	
									181	H Hartford	67 69	
									188	H American	72 67	
									209	A Towson	70 61	
									209	H Towson	56 59	
									209	N Towson	77 66	
									213	A Col. of Charleston	55 71	
									213	H Col. of Charleston	85 81	
									218	A UNCW	66 54	
									218	H UNCW	54 56	
									232	H Marist	62 42	
									259	A Stony Brook	67 64	
									285	A Sacramento St.	85 97	
									309	H Massachusetts	71 55	
									347	H Delaware St.	64 44	
LAST 12 Division I GAMES:												
209	N Towson	77 66	135	A Delaware	45 56							
152	A Northeastern	46 52	213	H Col. of Charleston	85 81							
79	H Drexel	58 53	127	A William & Mary	65 81							
209	H Towson	56 59	127	H William & Mary	64 61							
218	A UNCW	66 54	41	H James Madison	50 61							
29	A Elon	61 72	29	H Elon	53 64							

Non-Div I Games:

Hofstra

Loss, Non-Conf, S Site, H Home A Away N Neutral

Holy Cross

Through Games Of March 8, 2017

Average RPI Win:	237	WON-LOST	WINNING	LAST 10	STRENGTH OF	OPP. STRENGTH	TEAM	ADJ.	CONF.	ADJ CONF.
Average RPI Loss:	202	RECORD	PCT. RANK	GAMES	SCHEDULE	OF SCHEDULE	RPI	RPI	RPI	RPI
DIV. I ONLY	8- 22	296	3- 7	295	256	317	317	24	24	
DIV. I NON-CONF.	2- 9	293	0- 0	287	247	337	337	25	25	
TOTALS	RPI 1-25	RPI 26-50	W-L RECORDS	RPI 51-100	RPI 101-150	RPI 150+				
8- 22	0- 0	0- 2	OVERALL	1- 2	0- 3	7- 15				
5- 10	0- 0	0- 1	HOME	1- 1	0- 2	4- 6				
3- 12	0- 0	0- 1	AWAY	0- 1	0- 1	3- 9				
0- 0	0- 0	0- 0	NEUTRAL	0- 0	0- 0	0- 0				
2- 9	0- 0	0- 2	NON-CONFERENCE	0- 1	0- 1	2- 5				
2- 3	0- 0	0- 1	HOME	0- 1	0- 1	2- 0				
0- 6	0- 0	0- 1	AWAY	0- 0	0- 0	0- 5				
0- 0	0- 0	0- 0	NEUTRAL	0- 0	0- 0	0- 0				
6- 13	0- 0	0- 0	CONFERENCE	1- 1	0- 2	5- 10				
3- 7	0- 0	0- 0	HOME	1- 0	0- 1	2- 6				
3- 6	0- 0	0- 0	AWAY	0- 1	0- 1	3- 4				
0- 0	0- 0	0- 0	NEUTRAL	0- 0	0- 0	0- 0				

RPI S	Opponent	Score	RPI S	Opponent	Score	RPI S	Opponent	Score	RPI S	Opponent	Score	Team's RPI: 317
33	H Quinnipiac	55 78	71	A Bucknell	48 77	134	H Yale	70 71				
34	A Arizona St.	33 63	71	H Bucknell	63 51	137	A Navy	56 57				
			85	H Penn St.	48 84	137	H Navy	71 73				
						157	A Army West Point	41 60				
						157	H Army West Point	59 67				
						188	A American	61 60				
						188	H American	51 46				
						216	A Dartmouth	49 53				
						225	A Boston U.	56 68				
						225	H Boston U.	49 66				
						232	H Marist	50 46				
						245	A Bryant	74 76				
						268	A Loyola Maryland	59 58				
						268	H Loyola Maryland	37 56				
						274	A Colgate	52 70				
						274	H Colgate	54 62				
						275	A Vermont	52 63				
						279	A Manhattan	56 60				
						300	A Lafayette	67 61				
						300	H Lafayette	70 85				
						300	H Lafayette	54 58				
						306	A Lehigh	64 80				
						306	H Lehigh	65 47				
						309	A Massachusetts	66 69				
						344	H UMass Lowell	62 47				
LAST 12 Division I GAMES:												
300	H Lafayette	54 58	306	A Lehigh	64 80							
268	H Loyola Maryland	37 56	300	H Lafayette	70 85							
225	A Boston U.	56 68	71	H Bucknell	63 51							
268	A Loyola Maryland	59 58	274	A Colgate	52 70							
188	H American	51 46	137	H Navy	71 73							
157	A Army West Point	41 60	188	A American	61 60							

Non-Div I Games:

Holy Cross

■ Loss,
■ Non-Conf,
■ S Site,
■ H Home
■ A Away
N Neutral

Average RPI Win:	205	WON-LOST	WINNING	LAST 10	STRENGTH OF	OPP. STRENGTH	TEAM	ADJ.	CONF.	ADJ CONF.
Average RPI Loss:	95	RECORD	PCT. RANK	GAMES	SCHEDULE	OF SCHEDULE	RPI	RPI	RPI	RPI
DIV. I ONLY	12- 19	239	4- 6	91	87	174	174	5	5	
DIV. I NON-CONF.	7- 6	157	0- 0	163	275	157	157	5	5	
TOTALS	RPI 1-25	RPI 26-50	W-L RECORDS	RPI 51-100	RPI 101-150	RPI 150+				
12- 19	0- 3	0- 1	OVERALL	0- 8	2- 3	10- 4				
6- 8	0- 1	0- 1	HOME	0- 4	1- 0	5- 2				
5- 9	0- 1	0- 0	AWAY	0- 3	1- 3	4- 2				
1- 2	0- 1	0- 0	NEUTRAL	0- 1	0- 0	1- 0				
7- 6	0- 0	0- 0	NON-CONFERENCE	0- 2	0- 3	7- 1				
4- 2	0- 0	0- 0	HOME	0- 1	0- 0	4- 1				
3- 3	0- 0	0- 0	AWAY	0- 0	0- 3	3- 0				
0- 1	0- 0	0- 0	NEUTRAL	0- 1	0- 0	0- 0				
5- 13	0- 3	0- 1	CONFERENCE	0- 6	2- 0	3- 3				
2- 6	0- 1	0- 1	HOME	0- 3	1- 0	1- 1				
2- 6	0- 1	0- 0	AWAY	0- 3	1- 0	1- 2				
1- 1	0- 1	0- 0	NEUTRAL	0- 0	0- 0	1- 0				

RPI	S	Opponent	Score	RPI	S	Opponent	Score	RPI	S	Opponent	Score	RPI	S	Opponent	Score	Team's RPI: 174
1	A	UConn	42 91	30	H	South Fla.	50 79	75	A	Tulane	56 82	103	A	Texas Tech	60 84	
18	H	Temple	57 69					75	H	Tulane	49 57	104	A	UNLV	53 64	
18	N	Temple	58 67					92	H	Mercer	60 64	121	A	Long Beach St.	55 65	
								94	A	UCF	59 85	142	A	Tulsa	65 62	
								94	H	UCF	48 62	142	H	Tulsa	71 66	
								97	N	Central Ark.	55 69	158	A	Louisiana	69 64	
								100	A	SMU	45 74	164	H	Texas St.	56 61	
								100	H	SMU	45 66	166	A	Memphis	65 66	
												170	A	East Carolina	73 62	
												170	H	East Carolina	81 65	
												180	A	Cincinnati	64 85	
												180	H	Cincinnati	62 71	
												180	N	Cincinnati	74 61	
												184	A	UTSA	56 49	
												213	H	Col. of Charleston	79 63	
												226	H	Rutgers	53 51	
												237	A	UTRGV	68 52	
												307	H	Alcorn	85 70	
												329	H	Southeastern La.	83 80	
LAST 12 Division I GAMES:																
18	N	Temple	58 67	180	H	Cincinnati	62 71									
180	N	Cincinnati	74 61	94	A	UCF	59 85									
100	A	SMU	45 74	170	A	East Carolina	73 62									
170	H	East Carolina	81 65	75	H	Tulane	49 57									
30	H	South Fla.	50 79	1	A	UConn	42 91									
142	A	Tulsa	65 62	166	A	Memphis	65 66									

Non-Div I Games:

Houston

■ Loss,
 ■ Non-Conf,
 ■ S Site,
 ■ Home
 ■ A Away
 N Neutral

Houston Baptist

Through Games Of March 8, 2017

Average RPI Win:	311	WON-LOST	WINNING	LAST 10	STRENGTH OF	OPP. STRENGTH	TEAM	ADJ.	CONF.	ADJ CONF.
Average RPI Loss:	199	RECORD	PCT. RANK	GAMES	SCHEDULE	OF SCHEDULE	RPI	RPI	RPI	RPI
DIV. I ONLY	4- 22	328	2- 8	270	300	338	338	27	27	
DIV. I NON-CONF.	0- 8	335	0- 0	157	141	328	328	27	27	
TOTALS	RPI 1-25	RPI 26-50	W-L RECORDS	RPI 51-100	RPI 101-150	RPI 150+				
4- 22	0- 2	0- 0	OVERALL	0- 3	0- 3	4- 14				
4- 9	0- 0	0- 0	HOME	0- 1	0- 2	4- 6				
0- 13	0- 0	0- 0	AWAY	0- 0	0- 0	0- 4				
0- 0	0- 0	0- 0	NEUTRAL	0- 0	0- 0	0- 0				
0- 8	0- 2	0- 0	NON-CONFERENCE	0- 0	0- 0	0- 6				
0- 4	0- 0	0- 0	HOME	0- 0	0- 0	0- 4				
0- 4	0- 2	0- 0	AWAY	0- 0	0- 0	0- 2				
0- 0	0- 0	0- 0	NEUTRAL	0- 0	0- 0	0- 0				
4- 14	0- 0	0- 0	CONFERENCE	0- 3	0- 3	4- 8				
4- 5	0- 0	0- 0	HOME	0- 1	0- 2	4- 2				
0- 9	0- 0	0- 0	AWAY	0- 2	0- 1	0- 6				
0- 0	0- 0	0- 0	NEUTRAL	0- 0	0- 0	0- 0				

RPI	S	Opponent	Score	RPI	S	Opponent	Score	RPI	S	Opponent	Score	RPI	S	Opponent	Score	Team's RPI: 338
7	A	Baylor	43 118					97	A	Central Ark.	39 83	107	H	Abilene Christian	60 89	
13	A	Texas	46 98					97	H	Central Ark.	49 80	132	A	Lamar University	22 74	
								99	A	SFA	49 86	132	H	Lamar University	53 81	
												155	H	Rice	53 79	
												161	H	Oral Roberts	65 75	
												173	A	Arkansas	40 101	
												185	H	Texas Southern	34 50	
												221	H	New Orleans	63 73	
												284	A	A&M-Corpus Christi	51 68	
												284	H	A&M-Corpus Christi	56 51	
												287	A	McNeese	53 68	
												287	H	McNeese	72 68	
												289	A	Nicholls St.	57 76	
												294	A	Northwestern St.	54 75	
												303	A	UTEP	45 75	
												329	H	Southeastern La.	71 87	
												332	H	La.-Monroe	65 77	
												333	A	Incarnate Word	54 69	
												333	H	Incarnate Word	68 51	
												340	A	Sam Houston St.	63 78	
												340	H	Sam Houston St.	61 51	
LAST 12 Division I GAMES:																
107	H	Abilene Christian	60 89	340	A	Sam Houston St.	63 78									
284	A	A&M-Corpus Christi	51 68	294	A	Northwestern St.	54 75									
132	A	Lamar University	22 74	284	H	A&M-Corpus Christi	56 51									
287	H	McNeese	72 68	333	A	Incarnate Word	54 69									
97	A	Central Ark.	39 83	289	A	Nicholls St.	57 76									
132	H	Lamar University	53 81	221	H	New Orleans	63 73									

Non-Div I Games: S'western Assemblie71 52 Arlington Baptist 75 55

Houston Baptist

Loss, Non-Conf, S Site, H Home A Away N Neutral

Average RPI Win:	297	WON-LOST	WINNING	LAST 10	STRENGTH OF	OPP. STRENGTH	TEAM	ADJ.	CONF.	ADJ CONF.
Average RPI Loss:	213	RECORD	PCT. RANK	GAMES	SCHEDULE	OF SCHEDULE	RPI	RPI	RPI	RPI
DIV. I ONLY	16- 13	140	6- 4	337	348	227	227	32	32	
DIV. I NON-CONF.	4- 8	230	0- 0	257	331	255	255	31	31	
TOTALS	RPI 1-25	RPI 26-50	W-L RECORDS	RPI 51-100	RPI 101-150	RPI 150+				
16- 13	0- 0	0- 2	OVERALL	0- 0	0- 1	16- 10				
9- 2	0- 0	0- 0	HOME	0- 0	0- 0	9- 2				
7- 10	0- 0	0- 2	AWAY	0- 0	0- 1	7- 7				
0- 1	0- 0	0- 0	NEUTRAL	0- 0	0- 0	0- 1				
4- 8	0- 0	0- 2	NON-CONFERENCE	0- 0	0- 1	4- 5				
2- 1	0- 0	0- 0	HOME	0- 0	0- 0	2- 1				
2- 7	0- 0	0- 2	AWAY	0- 0	0- 1	2- 4				
0- 0	0- 0	0- 0	NEUTRAL	0- 0	0- 0	0- 0				
12- 5	0- 0	0- 0	CONFERENCE	0- 0	0- 0	12- 5				
7- 1	0- 0	0- 0	HOME	0- 0	0- 0	7- 1				
5- 3	0- 0	0- 0	AWAY	0- 0	0- 0	5- 3				
0- 1	0- 0	0- 0	NEUTRAL	0- 0	0- 0	0- 1				

RPI S	Opponent	Score	RPI S	Opponent	Score	RPI S	Opponent	Score	RPI S	Opponent	Score	Team's RPI: 227
			39	A West Virginia	49	95			125	A Cornell	55	67
			47	A Michigan	41	109			156	A Brown	78	83
									168	A Hampton	67	62
									169	A Bethune-Cookman	54	75
									180	A Cincinnati	56	66
									192	A Robert Morris	42	59
									258	A UMES	72	71
									258	H UMES	71	40
									273	A Norfolk St.	68	60
									275	H Vermont	64	57
									278	A N.C. A&T	55	63
									278	H N.C. A&T	69	61
									278	N N.C. A&T	58	68
									288	H Mt. St. Mary's	95	62
									291	H Coppin St.	66	58
									297	H Savannah St.	55	49
									320	H Ill.-Chicago	63	70
									321	A NJIT	55	70
									325	A St. Francis Brooklyn	78	63
									330	H Morgan St.	72	73
									331	A Florida A&M	51	55
									331	H Florida A&M	72	58
									335	A N.C. Central	73	50
									335	H N.C. Central	62	48
									339	A Fairleigh Dickinson	71	68
									347	A Delaware St.	93	76
LAST 12 Division I GAMES:												
			278	N N.C. A&T	58	68	330	H Morgan St.	72	73		
			347	A Delaware St.	93	76	168	A Hampton	67	62		
			258	H UMES	71	40	169	A Bethune-Cookman	54	75		
			273	A Norfolk St.	68	60	331	A Florida A&M	51	55		
			335	H N.C. Central	62	48	348	H South Carolina St.	75	57		
			278	H N.C. A&T	69	61	297	H Savannah St.	55	49		

Non-Div I Games:

Howard

■ Loss,
 ■ Non-Conf,
 ■ S Site,
 ■ Home
 ■ A Away
 N Neutral

RPI	S	Opponent	Score
348	H	South Carolina St.	75 57

Howard

IUPUI				Through Games Of March 8, 2017						
Average RPI Win:	196	WON-LOST	WINNING	LAST 10	STRENGTH OF	OPP. STRENGTH	TEAM	ADJ.	CONF.	ADJ CONF.
Average RPI Loss:	83	RECORD	PCT. RANK	GAMES	SCHEDULE	OF SCHEDULE	RPI	RPI	RPI	RPI
DIV. I ONLY	22- 8	50	8- 2	133	131	62	62	11	11	
DIV. I NON-CONF.	8- 3	67	0- 0	125	159	70	70	10	10	
<hr/>										
TOTALS	RPI 1-25	RPI 26-50	W-L RECORDS	RPI 51-100	RPI 101-150	RPI 150+				
22- 8	1- 0	2- 2	OVERALL	4- 4	2- 1	13- 1				
11- 2	1- 0	1- 1	HOME	2- 1	1- 0	6- 0				
9- 5	0- 0	0- 1	AWAY	2- 2	1- 1	6- 1				
2- 1	0- 0	1- 0	NEUTRAL	0- 1	0- 0	1- 0				
8- 3	1- 0	0- 1	NON-CONFERENCE	1- 2	1- 0	5- 0				
3- 2	1- 0	0- 1	HOME	0- 1	0- 0	2- 0				
5- 1	0- 0	0- 0	AWAY	1- 1	1- 0	3- 0				
0- 0	0- 0	0- 0	NEUTRAL	0- 0	0- 0	0- 0				
14- 5	0- 0	2- 1	CONFERENCE	3- 2	1- 1	8- 1				
8- 0	0- 0	1- 0	HOME	2- 0	1- 0	4- 0				
4- 4	0- 0	0- 1	AWAY	1- 1	0- 1	3- 1				
2- 1	0- 0	1- 0	NEUTRAL	0- 1	0- 0	1- 0				

RPI 1-25				RPI 26-50				RPI 51-100				Team's RPI: 62	RPI 101+			
RPI	S	Opponent	Score	RPI	S	Opponent	Score	RPI	S	Opponent	Score		RPI	S	Opponent	Score
23	H	Missouri	73 45	37	A	South Dakota St.	49 68	57	A	Purdue	67 62		143	A	VCU	71 62
				37	H	South Dakota St.	64 59	58	A	Belmont	72 78		148	A	Omaha	44 64
				37	N	South Dakota St.	65 61	61	A	Western Ill.	76 72		148	H	Omaha	79 47
				50	H	UNI	62 69	61	H	Western Ill.	66 52		161	A	Oral Roberts	45 54
								61	N	Western Ill.	69 77		161	H	Oral Roberts	53 41
								70	H	Ohio	65 71		234	A	Indiana St.	45 35
								77	A	South Dakota	62 75		247	A	Miami (OH)	65 53
								77	H	South Dakota	63 42		250	H	Ga. Southern	83 57
													281	H	Tennessee Tech	77 63
													304	A	North Dakota St.	76 53
													304	H	North Dakota St.	71 58
													304	N	North Dakota St.	69 56
													310	A	Denver	67 45
													310	H	Denver	71 49
													316	A	Fort Wayne	62 48
													316	H	Fort Wayne	66 55
													320	A	Ill.-Chicago	67 57
LAST 12 Division I GAMES:																
				61	N	Western Ill.	69 77	37	H	South Dakota St.	64 59					
				37	N	South Dakota St.	65 61	310	A	Denver	67 45					
				304	N	North Dakota St.	69 56	161	A	Oral Roberts	45 54					
				316	H	Fort Wayne	66 55	148	H	Omaha	79 47					
				77	H	South Dakota	63 42	316	A	Fort Wayne	62 48					
				304	A	North Dakota St.	76 53	61	A	Western Ill.	76 72					

Non-Div I Games: Oakland City 95 62 Ind.-Northwest 89 36

IUPUI

■ Loss,
 ■ Non-Conf, S Site,
 ■ Home
 ■ Away
 N Neutral

Average RPI Win: 247		WON-LOST	WINNING	LAST 10	STRENGTH OF	OPP. STRENGTH	TEAM	ADJ.	CONF.	ADJ CONF.
Average RPI Loss: 115		RECORD	PCT. RANK	GAMES	SCHEDULE	OF SCHEDULE	RPI	RPI	RPI	RPI
DIV. I ONLY		15- 14	164	6- 4	155	194	149	149	20	20
DIV. I NON-CONF.		3- 6	230	0- 0	25	92	86	86	18	18
TOTALS		RPI 1-25	RPI 26-50		W-L RECORDS		RPI 51-100	RPI 101-150	RPI 150+	
15- 14	0- 2	0- 2		OVERALL		1- 2	2- 4		12- 4	
5- 4	0- 0	0- 0		HOME		0- 1	2- 1		3- 2	
9- 6	0- 0	0- 0		AWAY		1- 0	0- 0		8- 0	
1- 4	0- 1	0- 1		NEUTRAL		0- 0	0- 2		1- 0	
3- 6	0- 2	0- 2		NON-CONFERENCE		1- 0	0- 1		2- 1	
0- 0	0- 0	0- 0		HOME		0- 0	0- 0		0- 0	
3- 3	0- 1	0- 1		AWAY		1- 0	0- 0		2- 1	
0- 3	0- 1	0- 1		NEUTRAL		0- 0	0- 1		0- 0	
12- 8	0- 0	0- 0		CONFERENCE		0- 2	2- 3		10- 3	
5- 4	0- 0	0- 0		HOME		0- 1	2- 1		3- 2	
6- 3	0- 0	0- 0		AWAY		0- 1	0- 1		6- 1	
1- 1	0- 0	0- 0		NEUTRAL		0- 0	0- 1		1- 0	

RPI 1-25				RPI 26-50				RPI 51-100				RPI 101+				Team's RPI: 149	
RPI	S	Opponent	Score	RPI	S	Opponent	Score	RPI	S	Opponent	Score	RPI	S	Opponent	Score		
4	N	Oregon St.	49 60	35	A	Oregon	70 73	74	A	Montana St.	64 80	104	N	UNLV	61 73		
9	A	Washington	53 105	50	N	UNI	74 76	74	H	Montana St.	61 66	128	H	Northern Colo.	67 71		
								98	A	Wyoming	74 71	129	H	North Dakota	74 61		
												136	A	Eastern Wash.	57 67		
												136	H	Eastern Wash.	78 51		
												136	N	Eastern Wash.	64 73		
												159	A	Idaho St.	69 80		
												159	H	Idaho St.	60 67		
												207	A	Portland St.	72 66		
												217	A	Seattle U	68 64		
												235	A	Weber St.	82 77		
												235	H	Weber St.	95 77		
												246	A	Grand Canyon	60 64		
												285	A	Sacramento St.	72 58		
												290	A	Southern Utah	85 68		
												290	H	Southern Utah	76 61		
												290	N	Southern Utah	83 68		
												293	A	Northern Ariz.	91 80		
												293	H	Northern Ariz.	61 76		
												324	A	Montana	86 59		
												324	H	Montana	75 50		
												346	A	Cal St. Fullerton	88 86		
LAST 12 Division I GAMES:																	
				136	N	Eastern Wash.	64 73	136	H	Eastern Wash.	78 51						
				290	N	Southern Utah	83 68	129	H	North Dakota	74 61						
				290	H	Southern Utah	76 61	128	H	Northern Colo.	67 71						
				293	H	Northern Ariz.	61 76	285	A	Sacramento St.	72 58						
				235	A	Weber St.	82 77	207	A	Portland St.	72 66						
				159	A	Idaho St.	69 80	324	H	Montana	75 50						

Non-Div I Games:	Lewis-Clark St.	85	49	Central Wash.	79	45
------------------	-----------------	----	----	---------------	----	----

Idaho

Loss, Non-Conf, S Site, H Home A Away N Neutral

Average RPI Win: 237	WON-LOST	WINNING	LAST 10	STRENGTH OF	OPP. STRENGTH	TEAM	ADJ.	CONF.	ADJ CONF.
Average RPI Loss: 138	RECORD	PCT. RANK	GAMES	SCHEDULE	OF SCHEDULE	RPI	RPI	RPI	RPI
DIV. I ONLY	17- 13	130	6- 4	229	191	159	159	20	20
DIV. I NON-CONF.	5- 5	165	0- 0	309	85	203	203	18	18
TOTALS	RPI 1-25	RPI 26-50	W-L RECORDS	RPI 51-100	RPI 101-150	RPI 150+			
17- 13	0- 1	0- 1	OVERALL	1- 1	4- 6	12- 4			
9- 3	0- 0	0- 0	HOME	1- 0	1- 3	7- 0			
5- 9	0- 0	0- 0	AWAY	0- 0	2- 1	3- 0			
3- 1	0- 0	0- 1	NEUTRAL	0- 0	1- 0	2- 0			
5- 5	0- 1	0- 1	NON-CONFERENCE	0- 0	0- 1	5- 2			
3- 0	0- 0	0- 0	HOME	0- 0	0- 0	3- 0			
1- 4	0- 1	0- 0	AWAY	0- 0	0- 1	1- 2			
1- 1	0- 0	0- 1	NEUTRAL	0- 0	0- 0	1- 0			
12- 8	0- 0	0- 0	CONFERENCE	1- 1	4- 5	7- 2			
6- 3	0- 0	0- 0	HOME	1- 0	1- 3	4- 0			
4- 5	0- 0	0- 0	AWAY	0- 1	2- 2	2- 2			
2- 0	0- 0	0- 0	NEUTRAL	0- 0	1- 0	1- 0			

RPI 1-25				RPI 26-50				RPI 51-100				RPI 101+ Team's RPI: 159			
RPI	S	Opponent	Score	RPI	S	Opponent	Score	RPI	S	Opponent	Score	RPI	S	Opponent	Score
4	A	Oregon St.	38 61	41	N	James Madison	53 83	74	A	Montana St.	67 73	108	A	Colorado	56 85
								74	H	Montana St.	67 59	128	A	Northern Colo.	68 58
												128	H	Northern Colo.	62 77
												128	N	Northern Colo.	60 59
												129	A	North Dakota	56 63
												129	H	North Dakota	62 65
												136	A	Eastern Wash.	41 58
												136	H	Eastern Wash.	58 61
												149	A	Idaho	67 60
												149	H	Idaho	80 69
												163	A	Santa Clara	78 82
												189	A	Utah St.	56 69
												207	H	Portland St.	53 47
												211	A	Wisconsin	42 35
												235	A	Weber St.	43 50
												235	H	Weber St.	57 52
												276	N	Davidson	70 58
												285	H	Sacramento St.	79 60
												290	A	Southern Utah	71 68
												293	A	Northern Ariz.	64 51
												310	H	Denver	65 64
												324	A	Montana	53 68
												324	H	Montana	61 43
												324	N	Montana	63 53
												326	H	UC Irvine	65 54
												328	H	Utah Valley	61 56
LAST 12 Division I GAMES:															
				128	N	Northern Colo.	60 59	128	A	Northern Colo.	68 58				
				324	N	Montana	63 53	129	A	North Dakota	56 63				
				324	A	Montana	53 68	285	H	Sacramento St.	79 60				
				74	A	Montana St.	67 73	207	H	Portland St.	53 47				
				136	H	Eastern Wash.	58 61	290	A	Southern Utah	71 68				
				149	H	Idaho	80 69	293	A	Northern Ariz.	64 51				

Non-Div I Games: Montana Tech 77 55

Idaho St.

■ Loss,
 ■ Non-Conf, S Site,
 ■ Home
 ■ Away
 N Neutral

Ill.-Chicago

Through Games Of March 8, 2017

Average RPI Win:	239	WON-LOST	WINNING	LAST 10	STRENGTH OF	OPP. STRENGTH	TEAM	ADJ.	CONF.	ADJ CONF.
Average RPI Loss:	170	RECORD	PCT. RANK	GAMES	SCHEDULE	OF SCHEDULE	RPI	RPI	RPI	RPI
DIV. I ONLY	4- 25	333	2- 8	162	237	320	320	19	19	
DIV. I NON-CONF.	1- 8	314	0- 0	143	177	293	293	21	21	
TOTALS	RPI 1-25	RPI 26-50	W-L RECORDS	RPI 51-100	RPI 101-150	RPI 150+				
4- 25	0- 0	0- 3	OVERALL	0- 4	1- 6	3- 12				
2- 11	0- 0	0- 1	HOME	0- 1	1- 2	1- 7				
1- 13	0- 0	0- 2	AWAY	0- 3	0- 3	1- 5				
1- 1	0- 0	0- 0	NEUTRAL	0- 0	0- 1	1- 0				
1- 8	0- 0	0- 1	NON-CONFERENCE	0- 4	0- 0	1- 3				
0- 4	0- 0	0- 0	HOME	0- 1	0- 0	0- 3				
1- 4	0- 0	0- 1	AWAY	0- 3	0- 0	1- 0				
0- 0	0- 0	0- 0	NEUTRAL	0- 0	0- 0	0- 0				
3- 17	0- 0	0- 2	CONFERENCE	0- 0	1- 6	2- 9				
2- 7	0- 0	0- 1	HOME	0- 0	1- 2	1- 4				
0- 9	0- 0	0- 1	AWAY	0- 0	0- 3	0- 5				
1- 1	0- 0	0- 0	NEUTRAL	0- 0	0- 1	1- 0				

RPI 1-25				RPI 26-50				RPI 51-100				RPI 101+				Team's RPI: 320	
RPI	S	Opponent	Score	RPI	S	Opponent	Score	RPI	S	Opponent	Score	RPI	S	Opponent	Score		
				26	A	Green Bay	31 65	51	A	Virginia	39 76	139	A	Detroit Mercy	76 98		
				26	H	Green Bay	65 79	56	A	Toledo	51 79	139	H	Detroit Mercy	63 62		
				44	A	Central Mich.	55 77	62	H	IUPUI	57 67	141	A	Wright St.	51 62		
								68	A	Northwestern	44 88	141	H	Wright St.	54 73		
												141	N	Wright St.	52 79		
												146	A	Milwaukee	55 83		
												146	H	Milwaukee	65 88		
												153	A	Oakland	58 81		
												153	H	Oakland	50 78		
												182	A	Cleveland St.	59 77		
												182	H	Cleveland St.	59 63		
												227	A	Howard	70 63		
												231	H	Bradley	56 65		
												292	A	Valparaiso	63 72		
												292	H	Valparaiso	74 60		
												296	A	Northern Ky.	49 66		
												296	H	Northern Ky.	37 58		
												296	N	Northern Ky.	72 60		
												314	H	Illinois St.	52 59		
												316	H	Fort Wayne	55 61		
												319	A	Youngstown St.	54 70		
												319	H	Youngstown St.	59 65		
LAST 12 Division I GAMES:																	
				141	N	Wright St.	52 79	141	A	Wright St.	51 62						
				296	N	Northern Ky.	72 60	296	A	Northern Ky.	49 66						
				292	A	Valparaiso	63 72	319	H	Youngstown St.	59 65						
				26	A	Green Bay	31 65	182	H	Cleveland St.	59 63						
				153	H	Oakland	50 78	292	H	Valparaiso	74 60						
				139	H	Detroit Mercy	63 62	296	H	Northern Ky.	37 58						

Non-Div I Games: Lake Forest 84 48 Robert Morris (IL) 106 58

Ill.-Chicago

■ Loss,
 ■ Non-Conf, S Site,
 ■ Home
 ■ Away
 N Neutral

Illinois

Through Games Of March 8, 2017

Average RPI Win:	203	WON-LOST	WINNING	LAST 10	STRENGTH OF	OPP. STRENGTH	TEAM	ADJ.	CONF.	ADJ CONF.
Average RPI Loss:	79	RECORD	PCT. RANK	GAMES	SCHEDULE	OF SCHEDULE	RPI	RPI	RPI	RPI
DIV. I ONLY	9- 22	285	1- 9	55	81	208	208	6	6	
DIV. I NON-CONF.	5- 8	218	0- 0	83	239	214	214	6	6	
TOTALS	RPI 1-25	RPI 26-50	W-L RECORDS	RPI 51-100	RPI 101-150	RPI 150+				
9- 22	0- 3	0- 4	OVERALL	2- 12	1- 0	6- 3				
8- 9	0- 1	0- 2	HOME	2- 4	1- 0	5- 2				
0- 12	0- 2	0- 2	AWAY	0- 7	0- 0	0- 1				
1- 1	0- 0	0- 0	NEUTRAL	0- 1	0- 0	1- 0				
5- 8	0- 0	0- 1	NON-CONFERENCE	1- 5	1- 0	3- 2				
5- 4	0- 0	0- 0	HOME	1- 2	1- 0	3- 2				
0- 4	0- 0	0- 1	AWAY	0- 3	0- 0	0- 0				
0- 0	0- 0	0- 0	NEUTRAL	0- 0	0- 0	0- 0				
4- 14	0- 3	0- 3	CONFERENCE	1- 7	0- 0	3- 1				
3- 5	0- 1	0- 2	HOME	1- 2	0- 0	2- 0				
0- 8	0- 2	0- 1	AWAY	0- 4	0- 0	0- 1				
1- 1	0- 0	0- 0	NEUTRAL	0- 1	0- 0	1- 0				

RPI S	Opponent	Score	RPI S	Opponent	Score	RPI S	Opponent	Score	RPI S	Opponent	Score	Team's RPI: 208
16	A Maryland	59 84	42	A Michigan St.	47 71	52	A George Washington	56 72	141	H Wright St.	76 72	
16	H Maryland	49 94	44	A Central Mich.	51 82	57	H Purdue	64 72	166	H Memphis	54 64	
25	A Ohio St.	64 88	47	H Michigan	70 86	57	N Purdue	58 72	196	H Nebraska	79 59	
			49	H Indiana	60 74	64	A Iowa	58 78	196	N Nebraska	79 70	
						64	H Iowa	70 65	211	A Wisconsin	55 59	
						68	A Northwestern	53 66	226	H Rutgers	78 41	
						70	A Ohio	68 80	248	H Marshall	53 55	
						72	A Minnesota	50 78	286	H Ark.-Pine Bluff	70 58	
						77	A South Dakota	68 77	315	H USC Upstate	77 57	
						85	A Penn St.	66 82	316	H Fort Wayne	56 33	
						85	H Penn St.	62 80				
						87	H Wake Forest	70 79				
						90	H FGCU	82 73				
						92	H Mercer	33 51				
LAST 12 Division I GAMES:												
57	N Purdue	58 72	16	A Maryland	59 84							
196	N Nebraska	79 70	57	H Purdue	64 72							
49	H Indiana	60 74	47	H Michigan	70 86							
211	A Wisconsin	55 59	85	A Penn St.	66 82							
68	A Northwestern	53 66	16	H Maryland	49 94							
85	H Penn St.	62 80	25	A Ohio St.	64 88							

Non-Div I Games:

Illinois

Loss, Non-Conf, S Site, H Home A Away N Neutral

Average RPI Win:	270	WON-LOST	WINNING	LAST 10	STRENGTH OF	OPP. STRENGTH	TEAM	ADJ.	CONF.	ADJ CONF.
Average RPI Loss:	151	RECORD	PCT. RANK	GAMES	SCHEDULE	OF SCHEDULE	RPI	RPI	RPI	RPI
DIV. I ONLY	7- 22	308	2- 8	240	171	314	314	16	16	
DIV. I NON-CONF.	3- 8	262	0- 0	244	183	301	301	14	14	
TOTALS	RPI 1-25	RPI 26-50	W-L RECORDS	RPI 51-100	RPI 101-150	RPI 150+				
7- 22	0- 0	0- 5	OVERALL	0- 2	0- 2	7- 13				
6- 9	0- 0	0- 2	HOME	0- 0	0- 2	6- 5				
1- 13	0- 0	0- 3	AWAY	0- 2	0- 0	1- 8				
0- 0	0- 0	0- 0	NEUTRAL	0- 0	0- 0	0- 0				
3- 8	0- 0	0- 1	NON-CONFERENCE	0- 2	0- 2	3- 3				
2- 4	0- 0	0- 0	HOME	0- 0	0- 2	2- 2				
1- 4	0- 0	0- 1	AWAY	0- 2	0- 0	1- 1				
0- 0	0- 0	0- 0	NEUTRAL	0- 0	0- 0	0- 0				
4- 14	0- 0	0- 4	CONFERENCE	0- 0	0- 0	4- 10				
4- 5	0- 0	0- 2	HOME	0- 0	0- 0	4- 3				
0- 9	0- 0	0- 2	AWAY	0- 0	0- 0	0- 7				
0- 0	0- 0	0- 0	NEUTRAL	0- 0	0- 0	0- 0				

RPI 1-25				RPI 26-50				RPI 51-100				RPI 101+				Team's RPI: 314	
RPI	S	Opponent	Score	RPI	S	Opponent	Score	RPI	S	Opponent	Score	RPI	S	Opponent	Score		
				28	A	Drake	49 101	61	A	Western Ill.	50 80	134	H	Yale	45 59		
				28	H	Drake	36 87	81	A	Northern Ill.	66 108	146	H	Milwaukee	60 68		
				34	A	Arizona St.	40 76					154	A	Missouri St.	60 65		
				50	A	UNI	51 82					154	H	Missouri St.	44 77		
				50	H	UNI	40 78					172	A	Southern Ill.	48 57		
												172	H	Southern Ill.	56 63		
												179	A	Wichita St.	45 67		
												179	H	Wichita St.	54 50		
												193	H	George Mason	46 72		
												203	A	SIUE	80 92		
												211	H	Wisconsin	46 64		
												231	A	Bradley	59 70		
												231	H	Bradley	71 63		
												234	A	Indiana St.	49 63		
												234	H	Indiana St.	47 65		
												241	A	Evansville	56 60		
												241	H	Evansville	71 58		
												292	H	Valparaiso	77 56		
												301	H	Eastern Ill.	60 49		
												320	A	Ill.-Chicago	59 52		
												323	A	Loyola Chicago	61 64		
												323	H	Loyola Chicago	63 51		
LAST 12 Division I GAMES:																	
				231	A	Bradley	59 70	28	A	Drake	49 101						
				241	A	Evansville	56 60	323	H	Loyola Chicago	63 51						
				172	A	Southern Ill.	48 57	234	H	Indiana St.	47 65						
				154	H	Missouri St.	44 77	172	H	Southern Ill.	56 63						
				179	H	Wichita St.	54 50	241	H	Evansville	71 58						
				50	A	UNI	51 82	179	A	Wichita St.	45 67						

Non-Div I Games:

Illinois St.

Loss, Non-Conf, S Site, H Home A Away N Neutral

Incarnate Word

Through Games Of March 8, 2017

Average RPI Win:	314	WON-LOST	WINNING	LAST 10	STRENGTH OF	OPP. STRENGTH	TEAM	ADJ.	CONF.	ADJ CONF.
Average RPI Loss:	205	RECORD	PCT. RANK	GAMES	SCHEDULE	OF SCHEDULE	RPI	RPI	RPI	RPI
DIV. I ONLY	7- 20	302	4- 6	336	284	333	333	27	27	
DIV. I NON-CONF.	0- 9	335	0- 0	325	235	348	348	27	27	
TOTALS	RPI 1-25	RPI 26-50	W-L RECORDS	RPI 51-100	RPI 101-150	RPI 150+				
7- 20	0- 0	0- 0	OVERALL	0- 2	0- 3	7- 15				
5- 6	0- 0	0- 0	HOME	0- 1	0- 1	5- 4				
2- 12	0- 0	0- 0	AWAY	0- 0	0- 0	2- 0				
0- 2	0- 0	0- 0	NEUTRAL	0- 0	0- 0	0- 2				
0- 9	0- 0	0- 0	NON-CONFERENCE	0- 0	0- 0	0- 9				
0- 2	0- 0	0- 0	HOME	0- 0	0- 0	0- 2				
0- 5	0- 0	0- 0	AWAY	0- 0	0- 0	0- 5				
0- 2	0- 0	0- 0	NEUTRAL	0- 0	0- 0	0- 2				
7- 11	0- 0	0- 0	CONFERENCE	0- 2	0- 3	7- 6				
5- 4	0- 0	0- 0	HOME	0- 1	0- 1	5- 2				
2- 7	0- 0	0- 0	AWAY	0- 1	0- 2	2- 4				
0- 0	0- 0	0- 0	NEUTRAL	0- 0	0- 0	0- 0				

RPI S	Opponent	Score	RPI S	Opponent	Score	RPI S	Opponent	Score	RPI S	Opponent	Score	Team's RPI: 333
						97	A Central Ark.	50 63	107	A Abilene Christian	45 68	
						99	H SFA	75 94	107	H Abilene Christian	66 75	
									132	A Lamar University	54 83	
									155	H Rice	43 60	
									164	A Texas St.	50 67	
									167	A TCU	40 88	
									179	A Wichita St.	63 73	
									183	A North Texas	61 84	
									189	N Utah St.	46 79	
									221	A New Orleans	58 84	
									221	H New Orleans	67 71	
									264	N Murray St.	68 72	
									282	H Eastern Mich.	47 66	
									284	A A&M-Corpus Christi	65 68	
									284	H A&M-Corpus Christi	63 56	
									287	A McNeese	61 78	
									289	A Nicholls St.	78 52	
									289	H Nicholls St.	69 63	
									294	H Northwestern St.	74 76	
									324	A Montana	56 61	
									329	A Southeastern La.	85 76	
									329	H Southeastern La.	96 56	
									338	A Houston Baptist	51 68	
									338	H Houston Baptist	69 54	
									340	H Sam Houston St.	82 55	
LAST 12 Division I GAMES:												
			284	A A&M-Corpus Christi	65 68		221	A New Orleans	58 84			
			107	A Abilene Christian	45 68		338	H Houston Baptist	69 54			
			289	H Nicholls St.	69 63		97	A Central Ark.	50 63			
			340	H Sam Houston St.	82 55		107	H Abilene Christian	66 75			
			284	H A&M-Corpus Christi	63 56		99	H SFA	75 94			
			287	A McNeese	61 78		329	H Southeastern La.	96 56			

Non-Div I Games: LSU-Alexandria 106 79 Tex. A&M-Kingsville 79 66

Incarnate Word

Loss, Non-Conf, S Site, H Home A Away N Neutral

Indiana

Through Games Of March 8, 2017

Average RPI Win:	157	WON-LOST	WINNING	LAST 10	STRENGTH OF	OPP. STRENGTH	TEAM	ADJ.	CONF.	ADJ CONF.
Average RPI Loss:	58	RECORD	PCT. RANK	GAMES	SCHEDULE	OF SCHEDULE	RPI	RPI	RPI	RPI
DIV. I ONLY	20- 10	85	6- 4	78	72	49	49	6	6	
DIV. I NON-CONF.	10- 3	54	0- 0	212	94	64	64	6	6	
TOTALS	RPI 1-25	RPI 26-50	W-L RECORDS	RPI 51-100	RPI 101-150	RPI 150+				
20- 10	0- 2	1- 5	OVERALL	8- 2	1- 0	10- 1				
12- 2	0- 2	1- 0	HOME	5- 0	1- 0	5- 0				
6- 7	0- 0	0- 5	AWAY	2- 1	0- 0	4- 1				
2- 1	0- 0	0- 0	NEUTRAL	1- 1	0- 0	1- 0				
10- 3	0- 0	0- 3	NON-CONFERENCE	2- 0	1- 0	7- 0				
6- 0	0- 0	0- 0	HOME	0- 0	1- 0	5- 0				
2- 3	0- 0	0- 3	AWAY	1- 0	0- 0	1- 0				
2- 0	0- 0	0- 0	NEUTRAL	1- 0	0- 0	1- 0				
10- 7	0- 2	1- 2	CONFERENCE	6- 2	0- 0	3- 1				
6- 2	0- 2	1- 0	HOME	5- 0	0- 0	0- 0				
4- 4	0- 0	0- 2	AWAY	1- 1	0- 0	3- 1				
0- 1	0- 0	0- 0	NEUTRAL	0- 1	0- 0	0- 0				

RPI 1-25				RPI 26-50				Team's RPI: 49	RPI 51-100				RPI 101+			
RPI	S	Opponent	Score	RPI	S	Opponent	Score		RPI	S	Opponent	Score	RPI	S	Opponent	Score
16	H	Maryland	56 92	38	A	North Carolina St.	70 84		57	H	Purdue	74 60	111	H	Vanderbilt	94 61
25	H	Ohio St.	82 92	40	A	Western Ky.	74 85		57	N	Purdue	60 66	153	H	Oakland	84 59
				42	A	Michigan St.	60 69		64	H	Iowa	80 77	183	A	North Texas	94 64
				46	A	Auburn	67 71		65	A	Chattanooga	79 76	196	A	Nebraska	64 67
				47	A	Michigan	74 78		68	A	Northwestern	67 80	208	A	Illinois	74 60
				47	H	Michigan	72 61		68	H	Northwestern	66 38	211	A	Wisconsin	78 54
									72	H	Minnesota	78 62	226	A	Rutgers	63 52
									82	N	Florida	102 88	228	H	Presbyterian	71 37
									85	A	Penn St.	89 70	259	N	Stony Brook	74 60
									85	H	Penn St.	72 66	292	H	Valparaiso	87 58
													296	H	Northern Ky.	100 49
													344	H	UMass Lowell	79 45
LAST 12 Division I GAMES:																
				57	N	Purdue	60 66		226	A	Rutgers	63 52				
				208	A	Illinois	74 60		16	H	Maryland	56 92				
				64	H	Iowa	80 77		42	A	Michigan St.	60 69				
				196	A	Nebraska	64 67		211	A	Wisconsin	78 54				
				47	H	Michigan	72 61		85	H	Penn St.	72 66				
				68	H	Northwestern	66 38		57	H	Purdue	74 60				

Non-Div I Games:

Indiana

■ Loss,
 ■ Non-Conf, S Site,
 ■ Home
 ■ Away
 N Neutral

Average RPI Win:	245	WON-LOST	WINNING	LAST 10	STRENGTH OF	OPP. STRENGTH	TEAM	ADJ.	CONF.	ADJ CONF.
Average RPI Loss:	149	RECORD	PCT. RANK	GAMES	SCHEDULE	OF SCHEDULE	RPI	RPI	RPI	RPI
DIV. I ONLY	12- 17	221	2- 8	291	152	234	234	16	16	
DIV. I NON-CONF.	6- 5	148	0- 0	305	133	176	176	14	14	
TOTALS	RPI 1-25	RPI 26-50	W-L RECORDS	RPI 51-100	RPI 101-150	RPI 150+				
12- 17	0- 1	0- 4	OVERALL	1- 1	1- 1	10- 10				
5- 7	0- 0	0- 2	HOME	0- 1	1- 0	4- 4				
7- 10	0- 1	0- 2	AWAY	1- 0	0- 1	6- 6				
0- 0	0- 0	0- 0	NEUTRAL	0- 0	0- 0	0- 0				
6- 5	0- 1	0- 0	NON-CONFERENCE	1- 1	1- 1	4- 2				
2- 1	0- 0	0- 0	HOME	0- 1	1- 0	1- 0				
4- 4	0- 1	0- 0	AWAY	1- 0	0- 1	3- 2				
0- 0	0- 0	0- 0	NEUTRAL	0- 0	0- 0	0- 0				
6- 12	0- 0	0- 4	CONFERENCE	0- 0	0- 0	6- 8				
3- 6	0- 0	0- 2	HOME	0- 0	0- 0	3- 4				
3- 6	0- 0	0- 2	AWAY	0- 0	0- 0	3- 4				
0- 0	0- 0	0- 0	NEUTRAL	0- 0	0- 0	0- 0				

RPI 1-25				RPI 26-50				RPI 51-100				RPI 101+ Team's RPI: 234			
RPI	S	Opponent	Score	RPI	S	Opponent	Score	RPI	S	Opponent	Score	RPI	S	Opponent	Score
23	A	Missouri	48 77	28	A	Drake	62 76	62	H	IUPUI	35 45	142	H	Tulsa	72 68
				28	H	Drake	45 64	93	A	Saint Louis	70 67	148	A	Omaha	45 72
				50	A	UNI	47 59					154	A	Missouri St.	63 73
				50	H	UNI	59 61					154	H	Missouri St.	46 49
												172	A	Southern Ill.	68 53
												172	H	Southern Ill.	66 70
												179	A	Wichita St.	43 67
												179	H	Wichita St.	42 56
												180	A	Cincinnati	63 55
												231	A	Bradley	41 54
												231	H	Bradley	58 51
												241	A	Evansville	41 57
												241	H	Evansville	44 52
												247	A	Miami (OH)	62 54
												260	A	Butler	48 66
												296	H	Northern Ky.	58 38
												301	A	Eastern Ill.	88 61
												314	A	Illinois St.	65 47
												314	H	Illinois St.	63 49
												323	A	Loyola Chicago	48 38
												323	H	Loyola Chicago	53 32
												337	A	Fla. Atlantic	67 70
LAST 12 Division I GAMES:															
241	H	Evansville	44 52	323	H	Loyola Chicago	53 32								
172	H	Southern Ill.	66 70	231	A	Bradley	41 54								
179	A	Wichita St.	43 67	314	A	Illinois St.	65 47								
154	A	Missouri St.	63 73	154	H	Missouri St.	46 49								
50	H	UNI	59 61	179	H	Wichita St.	42 56								
28	H	Drake	45 64	28	A	Drake	62 76								

Non-Div I Games:

Indiana St.

■ Loss,
 ■ Non-Conf,
 ■ S Site,
 ■ H Home
 ■ A Away
 N Neutral

Average RPI Win: 224	WON-LOST	WINNING	LAST 10	STRENGTH OF	OPP. STRENGTH	TEAM	ADJ.	CONF.	ADJ CONF.
Average RPI Loss: 136	RECORD	PCT. RANK	GAMES	SCHEDULE	OF SCHEDULE	RPI	RPI	RPI	RPI
DIV. I ONLY	18- 13	122	5- 5	187	200	147	147	18	18
DIV. I NON-CONF.	5- 4	143	0- 0	129	210	136	136	17	17
TOTALS	RPI 1-25	RPI 26-50	W-L RECORDS	RPI 51-100	RPI 101-150	RPI 150+			
18- 13	0- 0	1- 2	OVERALL	0- 1	3- 4	14- 6			
11- 4	0- 0	1- 0	HOME	0- 0	2- 2	8- 2			
7- 8	0- 0	0- 1	AWAY	0- 1	1- 2	6- 4			
0- 1	0- 0	0- 1	NEUTRAL	0- 0	0- 0	0- 0			
5- 4	0- 0	0- 0	NON-CONFERENCE	0- 1	3- 2	2- 1			
4- 1	0- 0	0- 0	HOME	0- 0	2- 1	2- 0			
1- 3	0- 0	0- 0	AWAY	0- 1	1- 1	0- 1			
0- 0	0- 0	0- 0	NEUTRAL	0- 0	0- 0	0- 0			
13- 9	0- 0	1- 2	CONFERENCE	0- 0	0- 2	12- 5			
7- 3	0- 0	1- 0	HOME	0- 0	0- 1	6- 2			
6- 5	0- 0	0- 1	AWAY	0- 0	0- 1	6- 3			
0- 1	0- 0	0- 1	NEUTRAL	0- 0	0- 0	0- 0			

RPI 1-25				RPI 26-50				RPI 51-100				RPI 101+				Team's RPI: 147	
RPI	S	Opponent	Score	RPI	S	Opponent	Score	RPI	S	Opponent	Score	RPI	S	Opponent	Score		
				33	A	Quinnipiac	45 53	85	A	Penn St.	67 80	106	A	Rider	65 85		
				33	H	Quinnipiac	58 44					106	H	Rider	36 52		
				33	N	Quinnipiac	59 64					112	H	Saint Joseph's	58 57		
												120	H	Fordham	55 46		
												122	H	Duquesne	58 61		
												137	A	Navy	68 73		
												143	A	VCU	59 57		
												165	A	Fairfield	59 68		
												165	H	Fairfield	65 55		
												176	A	Siena	53 57		
												176	A	Siena	67 47		
												176	H	Siena	46 58		
												183	A	North Texas	55 66		
												219	A	Monmouth	65 75		
												219	H	Monmouth	60 54		
												232	A	Marist	48 37		
												232	H	Marist	62 68		
												253	A	Canisius	58 45		
												253	H	Canisius	55 52		
												259	H	Stony Brook	57 46		
												265	A	Niagara	65 55		
												265	H	Niagara	68 61		
												279	A	Manhattan	76 62		
												279	H	Manhattan	70 53		
												325	H	St. Francis Brooklyn	62 46		
												327	A	Saint Peter's	66 58		
LAST 12 Division I GAMES:																	
				33	N	Quinnipiac	59 64					219	A	Monmouth	65 75		
				176	A	Siena	67 47					106	H	Rider	36 52		
				176	A	Siena	53 57					253	A	Canisius	58 45		
				327	H	Saint Peter's	51 50					265	A	Niagara	65 55		
				165	H	Fairfield	65 55					33	H	Quinnipiac	58 44		
				33	A	Quinnipiac	45 53					232	A	Marist	48 37		

Non-Div I Games:

Iona

■ Loss,
 ■ Non-Conf,
 ■ S Site,
 ■ Home
 ■ A Away
 N Neutral

I
o
n
a

RPI S Opponent Iona Score

Through Games Of March 8, 2017

RPI	S	Opponent	Score
327	H	Saint Peter's	51 50

I
o
n
a

Iona

Average RPI Win: 144	WON-LOST	WINNING	LAST 10	STRENGTH OF	OPP. STRENGTH	TEAM	ADJ.	CONF.	ADJ CONF.
Average RPI Loss: 50	RECORD	PCT. RANK	GAMES	SCHEDULE	OF SCHEDULE	RPI	RPI	RPI	RPI
DIV. I ONLY	17- 13	130	4- 6	24	68	64	64	6	6
DIV. I NON-CONF.	9- 4	85	0- 0	3	69	25	25	6	6
TOTALS	RPI 1-25	RPI 26-50	W-L RECORDS	RPI 51-100	RPI 101-150	RPI 150+			
17- 13	0- 5	3- 4	OVERALL	4- 3	1- 0	9- 1			
14- 3	0- 2	2- 1	HOME	4- 0	0- 0	8- 0			
2- 8	0- 2	0- 3	AWAY	0- 2	1- 0	1- 1			
1- 2	0- 1	1- 0	NEUTRAL	0- 1	0- 0	0- 0			
9- 4	0- 2	2- 2	NON-CONFERENCE	2- 0	1- 0	4- 0			
7- 2	0- 1	1- 1	HOME	2- 0	0- 0	4- 0			
1- 1	0- 0	0- 1	AWAY	0- 0	1- 0	0- 0			
1- 1	0- 1	1- 0	NEUTRAL	0- 0	0- 0	0- 0			
8- 9	0- 3	1- 2	CONFERENCE	2- 3	0- 0	5- 1			
7- 1	0- 1	1- 0	HOME	2- 0	0- 0	4- 0			
1- 7	0- 2	0- 2	AWAY	0- 2	0- 0	1- 1			
0- 1	0- 0	0- 0	NEUTRAL	0- 1	0- 0	0- 0			

RPI S	Opponent	Score	RPI S	Opponent	Score	RPI S	Opponent	Score	RPI S	Opponent	Score
2	H Notre Dame	58 73	28	A Drake	76 81	57	A Purdue	52 72	129	A North Dakota	75 60
10	N UCLA	65 78	37	H South Dakota St.	64 66	59	H Iowa St.	88 76	161	H Oral Roberts	96 76
16	A Maryland	81 100	41	N James Madison	90 75	68	H Northwestern	78 59	168	H Hampton	84 51
16	H Maryland	82 98	42	H Michigan St.	87 83	68	N Northwestern	73 78	192	H Robert Morris	81 60
25	A Ohio St.	81 88	47	A Michigan	70 72	72	H Minnesota	80 65	196	H Nebraska	75 72
			49	A Indiana	77 80	85	A Penn St.	58 71	208	A Illinois	65 70
			50	H UNI	88 39	96	H Kent St.	83 48	208	H Illinois	78 58
									211	H Wisconsin	71 60
									226	A Rutgers	71 59
									226	H Rutgers	71 57
									309	H Massachusetts	71 30
LAST 12 Division I GAMES:											
68	N Northwestern	73 78	42	H Michigan St.	87 83						
211	H Wisconsin	71 60	47	A Michigan	70 72						
49	A Indiana	77 80	226	H Rutgers	71 57						
57	A Purdue	52 72	16	A Maryland	81 100						
68	H Northwestern	78 59	72	H Minnesota	80 65						
25	A Ohio St.	81 88	226	A Rutgers	71 59						

Non-Div I Games:

Iowa

■ Loss,
 ■ Non-Conf,
 ■ S Site,
 ■ H Home
 ■ A Away
 N Neutral

Average RPI Win: 144		WON-LOST	WINNING	LAST 10	STRENGTH OF	OPP. STRENGTH	TEAM	ADJ.	CONF.	ADJ CONF.
Average RPI Loss: 44		RECORD	PCT. RANK	GAMES	SCHEDULE	OF SCHEDULE	RPI	RPI	RPI	RPI
DIV. I ONLY		18- 12	114	7- 3	37	38	59	59	4	4
DIV. I NON-CONF.		9- 2	37	0- 0	92	224	61	61	3	3
TOTALS		RPI 1-25	RPI 26-50		W-L RECORDS		RPI 51-100	RPI 101-150	RPI 150+	
18- 12	2- 8	4- 0		OVERALL		2- 2	1- 1	9- 1		
15- 4	1- 4	3- 0		HOME		2- 0	1- 0	8- 0		
3- 7	1- 3	1- 0		AWAY		0- 2	0- 1	1- 1		
0- 1	0- 1	0- 0		NEUTRAL		0- 0	0- 0	0- 0		
9- 2	0- 1	2- 0		NON-CONFERENCE		1- 1	0- 0	6- 0		
9- 1	0- 1	2- 0		HOME		1- 0	0- 0	6- 0		
0- 1	0- 0	0- 0		AWAY		0- 1	0- 0	0- 0		
0- 0	0- 0	0- 0		NEUTRAL		0- 0	0- 0	0- 0		
9- 10	2- 7	2- 0		CONFERENCE		1- 1	1- 1	3- 1		
6- 3	1- 3	1- 0		HOME		1- 0	1- 0	2- 0		
3- 6	1- 3	1- 0		AWAY		0- 1	0- 1	1- 1		
0- 1	0- 1	0- 0		NEUTRAL		0- 0	0- 0	0- 0		

RPI S	Opponent	Score	RPI S	Opponent	Score	RPI S	Opponent	Score	RPI S	Opponent	Score
5	H Mississippi St.	81 85	28	H Drake	75 67	64	A Iowa	76 88	103	A Texas Tech	66 75
7	A Baylor	42 68	39	A West Virginia	80 55	80	A Oklahoma St.	59 71	103	H Texas Tech	79 68
7	H Baylor	52 83	39	H West Virginia	68 53	80	H Oklahoma St.	61 48	167	A TCU	75 80
13	A Texas	70 66	50	H UNI	76 68	81	H Northern Ill.	97 89	167	H TCU	72 69
13	H Texas	68 75							187	A Kansas	90 75
19	A Oklahoma	63 78							187	H Kansas	87 58
19	H Oklahoma	57 67							197	H Sacred Heart	76 56
21	A Kansas St.	68 80							214	H UC Santa Barbara	77 60
21	H Kansas St.	75 69							221	H New Orleans	100 63
21	N Kansas St.	67 74							297	H Savannah St.	74 51
									318	H Arkansas St.	105 53
									347	H Delaware St.	88 57
LAST 12 Division I GAMES:											
21	N Kansas St.	67 74	21	A Kansas St.	68 80						
80	H Oklahoma St.	61 48	39	A West Virginia	80 55						
13	A Texas	70 66	7	H Baylor	52 83						
187	A Kansas	90 75	167	H TCU	72 69						
39	H West Virginia	68 53	19	A Oklahoma	63 78						
103	H Texas Tech	79 68	21	H Kansas St.	75 69						

Non-Div I Games:

Iowa St.

■ Loss,
 ■ Non-Conf, S Site,
 ■ Home
 ■ Away
 N Neutral

Average RPI Win: 292		WON-LOST	WINNING	LAST 10	STRENGTH OF	OPP. STRENGTH	TEAM	ADJ.	CONF.	ADJ CONF.
Average RPI Loss: 247		RECORD	PCT. RANK	GAMES	SCHEDULE	OF SCHEDULE	RPI	RPI	RPI	RPI
DIV. I ONLY		8- 16	264	5- 5	349	343	334	334	30	30
DIV. I NON-CONF.		2- 4	230	0- 0	346	331	329	329	30	30
TOTALS	RPI 1-25		RPI 26-50		W-L RECORDS	RPI 51-100	RPI 101-150		RPI 150+	
8- 16	0- 0		0- 0		OVERALL	0- 0	0- 1		8- 15	
4- 6	0- 0		0- 0		HOME	0- 0	0- 0		4- 6	
3- 10	0- 0		0- 0		AWAY	0- 0	0- 0		3- 3	
1- 0	0- 0		0- 0		NEUTRAL	0- 0	0- 0		1- 0	
2- 4	0- 0		0- 0		NON-CONFERENCE	0- 0	0- 1		2- 3	
1- 0	0- 0		0- 0		HOME	0- 0	0- 0		1- 0	
0- 4	0- 0		0- 0		AWAY	0- 0	0- 1		0- 3	
1- 0	0- 0		0- 0		NEUTRAL	0- 0	0- 0		1- 0	
6- 12	0- 0		0- 0		CONFERENCE	0- 0	0- 0		6- 12	
3- 6	0- 0		0- 0		HOME	0- 0	0- 0		3- 6	
3- 6	0- 0		0- 0		AWAY	0- 0	0- 0		3- 6	
0- 0	0- 0		0- 0		NEUTRAL	0- 0	0- 0		0- 0	

RPI 1-25				RPI 26-50				RPI 51-100				RPI 101+			
RPI	S	Opponent	Score	RPI	S	Opponent	Score	RPI	S	Opponent	Score	RPI	S	Opponent	Score
												117	A	Ole Miss	41 89
												185	A	Texas Southern	52 62
												185	H	Texas Southern	63 66
												205	A	Grambling	85 90
												205	H	Grambling	57 60
												206	A	Alabama St.	64 73
												206	H	Alabama St.	68 62
												222	A	Southern U.	61 80
												222	H	Southern U.	56 85
												242	N	Saint Francis (PA)	88 84
												266	A	Prairie View	63 73
												266	H	Prairie View	74 60
												286	A	Ark.-Pine Bluff	80 56
												286	H	Ark.-Pine Bluff	71 78
												289	A	Nicholls St.	76 83
												294	A	Northwestern St.	65 83
												307	A	Alcorn	51 74
												307	H	Alcorn	53 70
												311	A	Mississippi Val.	63 60
												311	H	Mississippi Val.	57 62
												329	H	Southeastern La.	83 66
												337	A	Fla. Atlantic	58 67
												349	A	Alabama A&M	64 54
												349	H	Alabama A&M	58 49
LAST 12 Division I GAMES:															
				206	H	Alabama St.	68 62					266	H	Prairie View	74 60
				349	H	Alabama A&M	58 49					222	A	Southern U.	61 80
				286	A	Ark.-Pine Bluff	80 56					307	A	Alcorn	51 74
				311	A	Mississippi Val.	63 60					286	H	Ark.-Pine Bluff	71 78
				205	H	Grambling	57 60					311	H	Mississippi Val.	57 62
				185	H	Texas Southern	63 66					205	A	Grambling	85 90

[illegible]

Loss, Non-Conf, S Site, H Home A Away N Neutral

Jacksonville

Through Games Of March 8, 2017

Average RPI Win: 257	WON-LOST	WINNING	LAST 10	STRENGTH OF	OPP. STRENGTH	TEAM	ADJ.	CONF.	ADJ CONF.
Average RPI Loss: 74	RECORD	PCT. RANK	GAMES	SCHEDULE	OF SCHEDULE	RPI	RPI	RPI	RPI
DIV. I ONLY	20- 8	61	7- 3	221	206	95	95	25	25
DIV. I NON-CONF.	8- 4	97	0- 0	124	119	66	66	24	24
TOTALS	RPI 1-25	RPI 26-50	W-L RECORDS	RPI 51-100	RPI 101-150	RPI 150+			
20- 8	0- 1	0- 2	OVERALL	2- 2	1- 3	17- 0			
11- 1	0- 0	0- 0	HOME	1- 0	1- 1	9- 0			
7- 6	0- 1	0- 2	AWAY	0- 2	0- 1	7- 0			
2- 1	0- 0	0- 0	NEUTRAL	1- 0	0- 1	1- 0			
8- 4	0- 1	0- 2	NON-CONFERENCE	1- 0	1- 1	6- 0			
4- 0	0- 0	0- 0	HOME	0- 0	1- 0	3- 0			
2- 3	0- 1	0- 2	AWAY	0- 0	0- 0	2- 0			
2- 1	0- 0	0- 0	NEUTRAL	1- 0	0- 1	1- 0			
12- 4	0- 0	0- 0	CONFERENCE	1- 2	0- 2	11- 0			
7- 1	0- 0	0- 0	HOME	1- 0	0- 1	6- 0			
5- 3	0- 0	0- 0	AWAY	0- 2	0- 1	5- 0			
0- 0	0- 0	0- 0	NEUTRAL	0- 0	0- 0	0- 0			

RPI 1-25				RPI 26-50				RPI 51-100				Team's RPI: 95		RPI 101+			
RPI	S	Opponent	Score	RPI	S	Opponent	Score	RPI	S	Opponent	Score			RPI	S	Opponent	Score
12	A	Florida St.	47 90	30	A	South Fla.	52 64	73	N	UC Davis	61 54			101	A	Stetson	47 57
				46	A	Auburn	41 53	90	A	FGCU	57 60			101	H	Stetson	49 65
								90	A	FGCU	64 68			118	N	North Carolina	57 87
								90	H	FGCU	73 65			123	H	Troy	77 70
														169	H	Bethune-Cookman	69 63
														239	N	Wofford	66 60
														243	H	South Ala.	62 55
														271	A	Kennesaw St.	74 62
														271	H	Kennesaw St.	72 48
														289	H	Nicholls St.	76 71
														295	A	North Florida	69 59
														295	H	North Florida	68 58
														297	A	Savannah St.	55 40
														299	A	Lipscomb	73 67
														299	H	Lipscomb	84 60
														299	H	Lipscomb	91 64
														308	A	FIU	71 56
														315	A	USC Upstate	65 47
														315	H	USC Upstate	59 46
														321	A	NJIT	75 56
														321	H	NJIT	75 59
LAST 12 Division I GAMES:																	
				90	A	FGCU	64 68	321	H	NJIT	75 59						
				299	H	Lipscomb	91 64	101	A	Stetson	47 57						
				295	A	North Florida	69 59	90	H	FGCU	73 65						
				271	A	Kennesaw St.	74 62	101	H	Stetson	49 65						
				299	A	Lipscomb	73 67	90	A	FGCU	57 60						
				315	H	USC Upstate	59 46	299	H	Lipscomb	84 60						

Non-Div I Games: Thomas (GA) 100 43 Johnson & Wales (FI110 31 Fla. Memorial 76 51

Jacksonville

Loss, Non-Conf, S Site, H Home A Away N Neutral

Average RPI Win:	271	WON-LOST	WINNING	LAST 10	STRENGTH OF	OPP. STRENGTH	TEAM	ADJ.	CONF.	ADJ CONF.
Average RPI Loss:	192	RECORD	PCT. RANK	GAMES	SCHEDULE	OF SCHEDULE	RPI	RPI	RPI	RPI
DIV. I ONLY	12- 15	207	5- 5	297	280	251	251	26	26	
DIV. I NON-CONF.	6- 5	148	0- 0	315	266	209	209	26	26	
TOTALS	RPI 1-25	RPI 26-50	W-L RECORDS	RPI 51-100	RPI 101-150	RPI 150+				
12- 15	0- 1	0- 0	OVERALL	0- 2	0- 2	12- 10				
7- 5	0- 0	0- 0	HOME	0- 1	0- 1	7- 3				
4- 10	0- 1	0- 0	AWAY	0- 1	0- 1	4- 7				
1- 0	0- 0	0- 0	NEUTRAL	0- 0	0- 0	1- 0				
6- 5	0- 1	0- 0	NON-CONFERENCE	0- 0	0- 2	6- 2				
2- 2	0- 0	0- 0	HOME	0- 0	0- 1	2- 1				
3- 3	0- 1	0- 0	AWAY	0- 0	0- 1	3- 1				
1- 0	0- 0	0- 0	NEUTRAL	0- 0	0- 0	1- 0				
6- 10	0- 0	0- 0	CONFERENCE	0- 2	0- 0	6- 8				
5- 3	0- 0	0- 0	HOME	0- 1	0- 0	5- 2				
1- 7	0- 0	0- 0	AWAY	0- 1	0- 0	1- 6				
0- 0	0- 0	0- 0	NEUTRAL	0- 0	0- 0	0- 0				

RPI S	Opponent	Score	RPI S	Opponent	Score	RPI S	Opponent	Score	RPI S	Opponent	Score	Team's RPI: 251
12	A Florida St.	62 73				58	A Belmont	52 61	113	H Clemson	63 69	
						58	H Belmont	53 54	117	A Ole Miss	50 68	
									177	A Morehead St.	82 85	
									177	H Morehead St.	69 68	
									203	A SIUE	62 69	
									220	A UT Martin	83 94	
									221	H New Orleans	79 81	
									250	H Ga. Southern	67 55	
									252	A Tennessee St.	51 64	
									252	H Tennessee St.	69 56	
									262	H Austin Peay	65 45	
									264	H Murray St.	64 71	
									267	H Southeast Mo. St.	58 65	
									270	A Eastern Ky.	54 49	
									270	H Eastern Ky.	71 61	
									271	A Kennesaw St.	65 59	
									281	A Tennessee Tech	54 56	
									281	H Tennessee Tech	57 44	
									289	H Nicholls St.	75 52	
									297	A Savannah St.	64 57	
									301	A Eastern Ill.	67 71	
									307	A Alcorn	70 66	
									331	N Florida A&M	66 54	
									337	A Fla. Atlantic	55 63	
LAST 12 Division I GAMES:												
177	A Morehead St.	82 85	267	H Southeast Mo. St.	58 65							
270	H Eastern Ky.	71 61	177	H Morehead St.	69 68							
281	H Tennessee Tech	57 44	270	A Eastern Ky.	54 49							
252	H Tennessee St.	69 56	252	A Tennessee St.	51 64							
58	A Belmont	52 61	58	H Belmont	53 54							
203	A SIUE	62 69	281	A Tennessee Tech	54 56							

Non-Div I Games: Brewton Parker 89 26

Jacksonville St.

■ Loss,
 ■ Non-Conf,
 ■ S Site,
 ■ Home
 ■ A Away
 N Neutral

Average RPI Win:	156	WON-LOST	WINNING	LAST 10	STRENGTH OF	OPP. STRENGTH	TEAM	ADJ.	CONF.	ADJ CONF.
Average RPI Loss:	101	RECORD	PCT. RANK	GAMES	SCHEDULE	OF SCHEDULE	RPI	RPI	RPI	RPI
DIV. I ONLY	22- 7	36	9- 1	92	85	41	41	9	9	
DIV. I NON-CONF.	7- 4	114	0- 0	122	19	79	79	8	8	
TOTALS	RPI 1-25	RPI 26-50	W-L RECORDS	RPI 51-100	RPI 101-150	RPI 150+				
22- 7	0- 2	2- 0	OVERALL	3- 2	4- 1	13- 2				
10- 3	0- 1	1- 0	HOME	2- 0	1- 1	6- 1				
11- 3	0- 1	1- 0	AWAY	1- 1	3- 0	6- 1				
1- 1	0- 0	0- 0	NEUTRAL	0- 1	0- 0	1- 0				
7- 4	0- 2	0- 0	NON-CONFERENCE	1- 2	1- 0	5- 0				
3- 1	0- 1	0- 0	HOME	1- 0	0- 0	2- 0				
3- 2	0- 1	0- 0	AWAY	0- 1	1- 0	2- 0				
1- 1	0- 0	0- 0	NEUTRAL	0- 1	0- 0	1- 0				
15- 3	0- 0	2- 0	CONFERENCE	2- 0	3- 1	8- 2				
7- 2	0- 0	1- 0	HOME	1- 0	1- 1	4- 1				
8- 1	0- 0	1- 0	AWAY	1- 0	2- 0	4- 1				
0- 0	0- 0	0- 0	NEUTRAL	0- 0	0- 0	0- 0				

RPI 1-25				RPI 26-50				Team's RPI: 41	RPI 51-100				RPI 101+			
RPI	S	Opponent	Score	RPI	S	Opponent	Score		RPI	S	Opponent	Score	RPI	S	Opponent	Score
12	A	Florida St.	64 84	29	A	Elon	76 70		64	N	Iowa	75 90	112	A	Saint Joseph's	85 72
20	H	Tennessee	69 81	29	H	Elon	61 54		69	A	St. John's (NY)	63 74	127	A	William & Mary	79 64
									79	A	Drexel	74 64	127	H	William & Mary	53 62
									79	H	Drexel	54 47	135	A	Delaware	66 51
									87	H	Wake Forest	83 76	135	H	Delaware	77 42
													152	A	Northeastern	67 49
													152	H	Northeastern	74 54
													159	N	Idaho St.	83 53
													168	H	Hampton	71 50
													178	A	Hofstra	61 50
													178	H	Hofstra	93 57
													209	A	Towson	51 54
													209	H	Towson	55 60
													213	A	Col. of Charleston	84 78
													213	H	Col. of Charleston	74 60
													218	A	UNCW	70 59
													218	H	UNCW	73 51
													226	A	Rutgers	82 76
													229	A	Liberty	62 48
													325	H	St. Francis Brooklyn	83 57
LAST 12 Division I GAMES:																
213	H	Col. of Charleston	74 60	135	H	Delaware	77 42									
127	H	William & Mary	53 62	152	A	Northeastern	67 49									
79	A	Drexel	74 64	178	A	Hofstra	61 50									
213	A	Col. of Charleston	84 78	127	A	William & Mary	79 64									
218	A	UNCW	70 59	79	H	Drexel	54 47									
29	H	Elon	61 54	209	H	Towson	55 60									

Non-Div I Games:

James Madison

Average RPI Win:	157	WON-LOST	WINNING	LAST 10	STRENGTH OF	OPP. STRENGTH	TEAM	ADJ.	CONF.	ADJ CONF.
Average RPI Loss:	62	RECORD	PCT. RANK	GAMES	SCHEDULE	OF SCHEDULE	RPI	RPI	RPI	RPI
DIV. I ONLY	8- 22	296	2- 8	35	26	187	187	4	4	
DIV. I NON-CONF.	6- 5	148	0- 0	96	116	150	150	3	3	
TOTALS	RPI 1-25	RPI 26-50	W-L RECORDS	RPI 51-100	RPI 101-150	RPI 150+				
8- 22	0- 9	0- 3	OVERALL	1- 5	3- 2	4- 3				
7- 10	0- 4	0- 2	HOME	1- 2	3- 0	3- 2				
1- 11	0- 5	0- 1	AWAY	0- 2	0- 2	1- 1				
0- 1	0- 0	0- 0	NEUTRAL	0- 1	0- 0	0- 0				
6- 5	0- 1	0- 1	NON-CONFERENCE	0- 1	2- 1	4- 1				
5- 3	0- 0	0- 1	HOME	0- 1	2- 0	3- 1				
1- 2	0- 1	0- 0	AWAY	0- 0	0- 1	1- 0				
0- 0	0- 0	0- 0	NEUTRAL	0- 0	0- 0	0- 0				
2- 17	0- 8	0- 2	CONFERENCE	1- 4	1- 1	0- 2				
2- 7	0- 4	0- 1	HOME	1- 1	1- 0	0- 1				
0- 9	0- 4	0- 1	AWAY	0- 2	0- 1	0- 1				
0- 1	0- 0	0- 0	NEUTRAL	0- 1	0- 0	0- 0				

RPI	S	Opponent	Score	RPI	S	Opponent	Score	RPI	S	Opponent	Score	RPI	S	Opponent	Score	Team's RPI: 187
7	A	Baylor	43 90	39	A	West Virginia	54 73	59	A	Iowa St.	58 87	103	A	Texas Tech	60 75	
7	H	Baylor	43 92	39	H	West Virginia	51 62	59	H	Iowa St.	75 90	103	H	Texas Tech	66 60	
13	A	Texas	42 75	43	H	Harvard	59 69	80	A	Oklahoma St.	70 74	129	H	North Dakota	76 71	
13	H	Texas	54 66					80	H	Oklahoma St.	67 49	131	H	Arizona	75 51	
19	A	Oklahoma	52 89					80	N	Oklahoma St.	75 79	133	A	Alabama	65 71	
19	H	Oklahoma	54 84					100	H	SMU	63 75	154	H	Missouri St.	64 87	
21	A	Kansas St.	60 73									161	H	Oral Roberts	64 56	
21	H	Kansas St.	54 61									166	A	Memphis	68 58	
24	A	Creighton	49 69									167	A	TCU	68 83	
												167	H	TCU	68 80	
												186	H	UC Riverside	90 84	
												302	H	Rhode Island	72 36	
LAST 12 Division I GAMES:																
		80 N Oklahoma St.	75 79			80 H Oklahoma St.	67 49									
		39 A West Virginia	54 73			167 H TCU	68 80									
		21 H Kansas St.	54 61			19 A Oklahoma	52 89									
		59 H Iowa St.	75 90			103 H Texas Tech	66 60									
		103 A Texas Tech	60 75			80 A Oklahoma St.	70 74									
		13 A Texas	42 75			167 A TCU	68 83									

Non-Div I Games:

Kansas

■ Loss,
■ Non-Conf,
■ S Site,
■ H Home
■ A Away
N Neutral

Average RPI Win:	120	WON-LOST	WINNING	LAST 10	STRENGTH OF	OPP. STRENGTH	TEAM	ADJ.	CONF.	ADJ CONF.
Average RPI Loss:	22	RECORD	PCT. RANK	GAMES	SCHEDULE	OF SCHEDULE	RPI	RPI	RPI	RPI
DIV. I ONLY	22- 10	77	6- 4	20	9	21	21	4	4	
DIV. I NON-CONF.	10- 2	32	0- 0	55	29	19	19	3	3	
TOTALS	RPI 1-25	RPI 26-50	W-L RECORDS	RPI 51-100	RPI 101-150	RPI 150+				
22- 10	1- 7	4- 2	OVERALL	5- 1	6- 0	6- 0				
13- 3	1- 3	2- 0	HOME	3- 0	4- 0	3- 0				
5- 6	0- 3	0- 2	AWAY	1- 1	2- 0	2- 0				
4- 1	0- 1	2- 0	NEUTRAL	1- 0	0- 0	1- 0				
10- 2	0- 1	3- 1	NON-CONFERENCE	1- 0	4- 0	2- 0				
6- 1	0- 1	1- 0	HOME	1- 0	3- 0	1- 0				
1- 1	0- 0	0- 1	AWAY	0- 0	1- 0	0- 0				
3- 0	0- 0	2- 0	NEUTRAL	0- 0	0- 0	1- 0				
12- 8	1- 6	1- 1	CONFERENCE	4- 1	2- 0	4- 0				
7- 2	1- 2	1- 0	HOME	2- 0	1- 0	2- 0				
4- 5	0- 3	0- 1	AWAY	1- 1	1- 0	2- 0				
1- 1	0- 1	0- 0	NEUTRAL	1- 0	0- 0	0- 0				

RPI	S	Opponent	Score	RPI	S	Opponent	Score	RPI	S	Opponent	Score	RPI	S	Opponent	Score
1	H	UConn	58 75	36	N	LSU	69 54	59	A	Iowa St.	69 75	103	A	Texas Tech	65 53
7	A	Baylor	57 87	38	N	North Carolina St.	67 50	59	H	Iowa St.	80 68	103	H	Texas Tech	68 54
7	H	Baylor	49 91	39	A	West Virginia	59 66	59	N	Iowa St.	74 67	115	H	Princeton	60 42
7	N	Baylor	71 88	39	H	West Virginia	86 71	80	A	Oklahoma St.	63 43	132	H	Lamar University	68 43
13	A	Texas	58 63	46	H	Auburn	71 66	80	H	Oklahoma St.	74 69	142	H	Tulsa	82 62
13	H	Texas	61 69	50	A	UNI	59 67	84	H	UT Arlington	62 49	148	A	Omaha	70 57
19	A	Oklahoma	80 85									167	A	TCU	68 65
19	H	Oklahoma	79 71									167	H	TCU	74 63
												187	A	Kansas	61 54
												187	H	Kansas	73 60
												303	N	UTEP	61 40
												345	H	Chicago St.	83 33
LAST 12 Division I GAMES:															
		7 N Baylor	71 88			39 A West Virginia	59 66								
		59 N Iowa St.	74 67			59 H Iowa St.	80 68								
		13 H Texas	61 69			13 A Texas	58 63								
		187 A Kansas	61 54			103 A Texas Tech	65 53								
		19 H Oklahoma	79 71			80 H Oklahoma St.	74 69								
		167 A TCU	68 65			7 H Baylor	49 91								

Non-Div I Games:

Kansas St.

Average RPI Win:	308	WON-LOST	WINNING	LAST 10	STRENGTH OF	OPP. STRENGTH	TEAM	ADJ.	CONF.	ADJ CONF.
Average RPI Loss:	148	RECORD	PCT. RANK	GAMES	SCHEDULE	OF SCHEDULE	RPI	RPI	RPI	RPI
DIV. I ONLY	10- 20	264	6- 4	203	265	271	271	25	25	
DIV. I NON-CONF.	1- 13	334	0- 0	214	252	338	338	24	24	
TOTALS	RPI 1-25	RPI 26-50	W-L RECORDS	RPI 51-100	RPI 101-150	RPI 150+				
10- 20	0- 1	0- 0	OVERALL	0- 7	0- 4	10- 8				
6- 8	0- 1	0- 0	HOME	0- 3	0- 1	6- 3				
4- 9	0- 0	0- 0	AWAY	0- 0	0- 1	4- 0				
0- 3	0- 0	0- 0	NEUTRAL	0- 0	0- 0	0- 3				
1- 13	0- 1	0- 0	NON-CONFERENCE	0- 3	0- 1	1- 8				
1- 5	0- 1	0- 0	HOME	0- 1	0- 0	1- 3				
0- 5	0- 0	0- 0	AWAY	0- 2	0- 1	0- 2				
0- 3	0- 0	0- 0	NEUTRAL	0- 0	0- 0	0- 3				
9- 7	0- 0	0- 0	CONFERENCE	0- 4	0- 3	9- 0				
5- 3	0- 0	0- 0	HOME	0- 2	0- 1	5- 0				
4- 4	0- 0	0- 0	AWAY	0- 2	0- 2	4- 0				
0- 0	0- 0	0- 0	NEUTRAL	0- 0	0- 0	0- 0				

RPI 1-25				RPI 26-50				RPI 51-100				RPI 101+ Team's RPI: 271			
RPI	S	Opponent	Score	RPI	S	Opponent	Score	RPI	S	Opponent	Score	RPI	S	Opponent	Score
18	H	Temple	38 79					60	H	Georgia Tech	49 86	101	A	Stetson	48 78
								86	A	Georgia	40 82	101	A	Stetson	43 60
								90	A	FGCU	35 69	101	H	Stetson	56 65
								90	H	FGCU	56 75	111	A	Vanderbilt	54 86
								92	A	Mercer	46 61	177	H	Morehead St.	50 71
								95	A	Jacksonville	48 72	204	N	Xavier	52 75
								95	H	Jacksonville	62 74	207	N	Portland St.	61 71
												239	H	Wofford	49 78
												251	H	Jacksonville St.	59 65
												261	A	Georgia St.	59 62
												262	A	Austin Peay	49 68
												295	A	North Florida	67 61
												295	H	North Florida	52 48
												297	H	Savannah St.	72 60
												299	A	Lipscomb	70 55
												299	H	Lipscomb	96 69
												315	A	USC Upstate	79 71
												315	H	USC Upstate	74 67
												318	N	Arkansas St.	67 70
												321	A	NJIT	66 56
												321	H	NJIT	75 64
												321	H	NJIT	62 60
LAST 12 Division I GAMES:															
101	A	Stetson	48 78	90	A	FGCU	35 69								
321	H	NJIT	62 60	321	A	NJIT	66 56								
299	H	Lipscomb	96 69	315	H	USC Upstate	74 67								
95	H	Jacksonville	62 74	321	H	NJIT	75 64								
295	H	North Florida	52 48	315	A	USC Upstate	79 71								
101	A	Stetson	43 60	295	A	North Florida	67 61								

Non-Div I Games:

Kennesaw St.

■ Loss,
 ■ Non-Conf,
 ■ S Site,
 ■ H Home
 ■ A Away
 N Neutral

Average RPI Win:	203	WON-LOST	WINNING	LAST 10	STRENGTH OF	OPP. STRENGTH	TEAM	ADJ.	CONF.	ADJ CONF.
Average RPI Loss:	82	RECORD	PCT. RANK	GAMES	SCHEDULE	OF SCHEDULE	RPI	RPI	RPI	RPI
DIV. I ONLY	19- 12	109	8- 2	100	113	96	96	10	10	
DIV. I NON-CONF.	6- 6	165	0- 0	87	162	137	137	11	11	
TOTALS	RPI 1-25	RPI 26-50	W-L RECORDS	RPI 51-100	RPI 101-150	RPI 150+				
19- 12	0- 1	0- 2	OVERALL	5- 6	1- 2	13- 1				
11- 3	0- 0	0- 1	HOME	3- 1	0- 0	8- 1				
7- 6	0- 0	0- 0	AWAY	1- 4	1- 2	5- 0				
1- 3	0- 1	0- 1	NEUTRAL	1- 1	0- 0	0- 0				
6- 6	0- 1	0- 1	NON-CONFERENCE	1- 2	1- 1	4- 1				
4- 1	0- 0	0- 0	HOME	0- 0	0- 0	4- 1				
1- 3	0- 0	0- 0	AWAY	0- 2	1- 1	0- 0				
1- 2	0- 1	0- 1	NEUTRAL	1- 0	0- 0	0- 0				
13- 6	0- 0	0- 1	CONFERENCE	4- 4	0- 1	9- 0				
7- 2	0- 0	0- 1	HOME	3- 1	0- 0	4- 0				
6- 3	0- 0	0- 0	AWAY	1- 2	0- 1	5- 0				
0- 1	0- 0	0- 0	NEUTRAL	0- 1	0- 0	0- 0				

RPI 1-25				RPI 26-50				RPI 51-100				Team's RPI: 96	RPI 101+			
RPI	S	Opponent	Score	RPI	S	Opponent	Score	RPI	S	Opponent	Score		RPI	S	Opponent	Score
7	N	Baylor	42 84	40	N	Western Ky.	73 79	56	H	Toledo	70 60		119	A	Ball St.	47 71
				44	H	Central Mich.	78 91	56	N	Toledo	63 67		139	A	Detroit Mercy	52 73
								64	A	Iowa	48 83		141	A	Wright St.	79 69
								70	A	Ohio	68 65		160	A	Western Mich.	71 67
								70	H	Ohio	83 77		192	H	Robert Morris	65 68
								72	A	Minnesota	62 92		231	H	Bradley	77 52
								81	A	Northern Ill.	72 93		236	A	Akron	72 58
								81	H	Northern Ill.	97 98		236	H	Akron	73 69
								90	N	FGCU	77 64		247	A	Miami (OH)	78 51
								91	A	Buffalo	62 77		247	H	Miami (OH)	84 66
								91	H	Buffalo	80 71		256	A	Bowling Green	70 60
													256	H	Bowling Green	80 78
													270	H	Eastern Ky.	80 67
													282	A	Eastern Mich.	86 67
													282	H	Eastern Mich.	83 65
													316	H	Fort Wayne	66 55
													319	H	Youngstown St.	75 60
LAST 12 Division I GAMES:																
				56	N	Toledo	63 67	236	A	Akron	72 58					
				91	H	Buffalo	80 71	282	H	Eastern Mich.	83 65					
				247	A	Miami (OH)	78 51	91	A	Buffalo	62 77					
				236	H	Akron	73 69	247	H	Miami (OH)	84 66					
				256	A	Bowling Green	70 60	256	H	Bowling Green	80 78					
				70	H	Ohio	83 77	81	A	Northern Ill.	72 93					

Non-Div I Games:

Kent St.

■ Loss,
■ Non-Conf,
■ S Site,
■ H Home
■ A Away
N Neutral

Average RPI Win: 94		WON-LOST	WINNING	LAST 10	STRENGTH OF	OPP. STRENGTH	TEAM	ADJ.	CONF.	ADJ CONF.
Average RPI Loss: 24		RECORD	PCT. RANK	GAMES	SCHEDULE	OF SCHEDULE	RPI	RPI	RPI	RPI
DIV. I ONLY		21- 10	80	6- 4	3	13	14	14	2	2
DIV. I NON-CONF.		9- 4	85	0- 0	5	26	17	17	2	2
TOTALS		RPI 1-25	RPI 26-50		W-L RECORDS		RPI 51-100	RPI 101-150	RPI 150+	
21- 10	4- 8	2- 1		OVERALL		5- 0	7- 1	3- 0		
15- 3	4- 2	0- 1		HOME		4- 0	5- 0	2- 0		
5- 6	0- 5	2- 0		AWAY		1- 0	1- 1	1- 0		
1- 1	0- 1	0- 0		NEUTRAL		0- 0	1- 0	0- 0		
9- 4	2- 2	0- 1		NON-CONFERENCE		2- 0	3- 1	2- 0		
9- 1	2- 0	0- 1		HOME		2- 0	3- 0	2- 0		
0- 3	0- 2	0- 0		AWAY		0- 0	0- 1	0- 0		
0- 0	0- 0	0- 0		NEUTRAL		0- 0	0- 0	0- 0		
12- 6	2- 6	2- 0		CONFERENCE		3- 0	4- 0	1- 0		
6- 2	2- 2	0- 0		HOME		2- 0	2- 0	0- 0		
5- 3	0- 3	2- 0		AWAY		1- 0	1- 0	1- 0		
1- 1	0- 1	0- 0		NEUTRAL		0- 0	1- 0	0- 0		

RPI	S	Opponent	Score	RPI	S	Opponent	Score	RPI	S	Opponent	Score	RPI	S	Opponent	Score
3	A	South Carolina	87 95	34	H	Arizona St.	71 73	76	H	New Hampshire	92 43	102	H	Washington St.	69 67
3	H	South Carolina	63 75	36	A	LSU	55 42	82	H	Florida	67 48	108	A	Colorado	69 79
3	N	South Carolina	77 89	46	A	Auburn	64 60	83	H	Middle Tenn.	61 48	111	H	Vanderbilt	71 63
5	H	Mississippi St.	78 75					86	A	Georgia	66 56	114	H	Albany (NY)	70 46
8	A	Duke	54 69					86	H	Georgia	82 61	117	H	Ole Miss	89 57
11	A	Louisville	67 69									126	H	Radford	59 36
15	H	Miami (FL)	82 66									133	A	Alabama	71 54
19	H	Oklahoma	82 68									133	N	Alabama	65 55
20	A	Tennessee	65 72									173	A	Arkansas	69 62
22	H	Texas A&M	68 77									177	H	Morehead St.	74 47
23	A	Missouri	67 73									230	H	Samford	80 57
23	H	Missouri	64 62												
LAST 12 Division I GAMES:															
		3 N South Carolina	77 89			86 A Georgia	66 56								
		133 N Alabama	65 55			111 H Vanderbilt	71 63								
		3 A South Carolina	87 95			3 H South Carolina	63 75								
		5 H Mississippi St.	78 75			23 A Missouri	67 73								
		82 H Florida	67 48			117 H Ole Miss	89 57								
		173 A Arkansas	69 62			46 A Auburn	64 60								

Non-Div I Games:

Kentucky

Average RPI Win:	310	WON-LOST	WINNING	LAST 10	STRENGTH OF	OPP. STRENGTH	TEAM	ADJ.	CONF.	ADJ CONF.
Average RPI Loss:	226	RECORD	PCT. RANK	GAMES	SCHEDULE	OF SCHEDULE	RPI	RPI	RPI	RPI
DIV. I ONLY	6- 23	316	3- 7	310	344	336	336	31	31	
DIV. I NON-CONF.	1- 10	325	0- 1	187	309	332	332	32	32	
TOTALS	RPI 1-25	RPI 26-50	W-L RECORDS	RPI 51-100	RPI 101-150	RPI 150+				
6- 23	0- 1	0- 0	OVERALL	0- 0	0- 2	6- 20				
3- 11	0- 0	0- 0	HOME	0- 0	0- 1	3- 10				
3- 10	0- 1	0- 0	AWAY	0- 0	0- 0	3- 9				
0- 2	0- 0	0- 0	NEUTRAL	0- 0	0- 1	0- 1				
1- 10	0- 1	0- 0	NON-CONFERENCE	0- 0	0- 2	1- 7				
1- 4	0- 0	0- 0	HOME	0- 0	0- 1	1- 3				
0- 4	0- 1	0- 0	AWAY	0- 0	0- 0	0- 3				
0- 2	0- 0	0- 0	NEUTRAL	0- 0	0- 1	0- 1				
5- 13	0- 0	0- 0	CONFERENCE	0- 0	0- 0	5- 13				
2- 7	0- 0	0- 0	HOME	0- 0	0- 0	2- 7				
3- 6	0- 0	0- 0	AWAY	0- 0	0- 0	3- 6				
0- 0	0- 0	0- 0	NEUTRAL	0- 0	0- 0	0- 0				

RPI 1-25			RPI 26-50			RPI 51-100			RPI 101+ Team's RPI: 336		
RPI	S	Opponent	Score	RPI	S	RPI	S	Opponent	Score		
25	A	Ohio St.	54 113						134	H	Yale 44 75
									146	N	Milwaukee 50 88
									157	H	Army West Point 47 68
									192	A	Robert Morris 42 83
									192	H	Robert Morris 54 64
									193	H	George Mason 48 64
									194	A	Columbia 57 66
									197	A	Sacred Heart 48 66
									197	H	Sacred Heart 41 51
									198	A	Seton Hall 59 77
									210	H	UMBC 45 57
									242	A	Saint Francis (PA) 52 66
									242	H	Saint Francis (PA) 30 74
									245	A	Bryant 53 57
									245	H	Bryant 53 62
									259	H	Stony Brook 58 48
									274	A	Colgate 61 76
									288	A	Mt. St. Mary's 43 56
									288	H	Mt. St. Mary's 63 60
									305	A	Central Conn. St. 68 62
									305	H	Central Conn. St. 71 76
									321	N	NJIT 48 50
									325	A	St. Francis Brooklyn 62 58
									325	H	St. Francis Brooklyn 54 56
									339	A	Fairleigh Dickinson 46 64
									339	H	Fairleigh Dickinson 54 67
LAST 12 Division I GAMES:											
321	N	NJIT	48 50	339	H	Fairleigh Dickinson	54 67	192	H	Robert Morris	54 64
341	A	Wagner	63 58	242	H	Saint Francis (PA)	30 74	305	A	Central Conn. St.	68 62
288	A	Mt. St. Mary's	43 56	197	A	Sacred Heart	48 66	341	H	Wagner	69 64
325	A	St. Francis Brooklyn	62 58								
197	H	Sacred Heart	41 51								
245	A	Bryant	53 57								

Non-Div I Games:

LIU Brooklyn

■ Loss,
 ■ Non-Conf,
 ■ S Site,
 ■ H Home
 ■ A Away
 N Neutral

RPI	S	Opponent	Score	
341	A	Wagner	63	58
341	H	Wagner	69	64

L
I
U
B
r
o
o
k
l
y
n

L
I
U
B
r
o
o
k
l
y
n

LIU Brooklyn

Average RPI Win:	131	WON-LOST	WINNING	LAST 10	STRENGTH OF	OPP. STRENGTH	TEAM	ADJ.	CONF.	ADJ CONF.
Average RPI Loss:	30	RECORD	PCT. RANK	GAMES	SCHEDULE	OF SCHEDULE	RPI	RPI	RPI	RPI
DIV. I ONLY	20- 11	97	5- 5	31	14	36	36	2	2	
DIV. I NON-CONF.	11- 2	23	0- 0	76	23	35	35	2	2	
TOTALS	RPI 1-25	RPI 26-50	W-L RECORDS	RPI 51-100	RPI 101-150	RPI 150+				
20- 11	2- 8	2- 1	OVERALL	3- 1	6- 1	7- 0				
13- 3	2- 3	1- 0	HOME	3- 0	2- 0	5- 0				
3- 6	0- 0	0- 0	AWAY	0- 0	2- 0	1- 0				
4- 2	0- 2	1- 0	NEUTRAL	0- 0	2- 0	1- 0				
11- 2	0- 2	2- 0	NON-CONFERENCE	2- 0	2- 0	5- 0				
7- 1	0- 1	1- 0	HOME	2- 0	0- 0	4- 0				
1- 0	0- 0	0- 0	AWAY	0- 0	1- 0	0- 0				
3- 1	0- 1	1- 0	NEUTRAL	0- 0	1- 0	1- 0				
9- 9	2- 6	0- 1	CONFERENCE	1- 1	4- 1	2- 0				
6- 2	2- 2	0- 0	HOME	1- 0	2- 0	1- 0				
2- 6	0- 3	0- 1	AWAY	0- 1	1- 1	1- 0				
1- 1	0- 1	0- 0	NEUTRAL	0- 0	1- 0	0- 0				

RPI	S	Opponent	Score	RPI	S	Opponent	Score	RPI	S	Opponent	Score	RPI	S	Opponent	Score
1	H	UConn	53 76	38	N	North Carolina St.	59 58	75	H	Tulane	69 51	111	A	Vanderbilt	68 70
3	H	South Carolina	61 84	45	H	Little Rock	69 49	82	H	Florida	78 67	111	H	Vanderbilt	64 58
5	A	Mississippi St.	48 74	46	A	Auburn	49 54	86	A	Georgia	65 70	117	A	Ole Miss	62 51
5	N	Mississippi St.	61 78					87	H	Wake Forest	60 57	117	N	Ole Miss	65 49
14	H	Kentucky	42 55									118	N	North Carolina	70 43
20	A	Tennessee	58 77									133	H	Alabama	48 41
21	N	Kansas St.	54 69									144	A	Louisiana Tech	77 73
22	A	Texas A&M	52 54									155	H	Rice	66 55
22	H	Texas A&M	67 63									167	H	TCU	67 61
23	H	Missouri	80 71									173	A	Arkansas	53 52
												173	H	Arkansas	53 46
												206	H	Alabama St.	93 40
												303	N	UTEP	78 45
												340	H	Sam Houston St.	89 41
LAST 12 Division I GAMES:															
		5 N Mississippi St.	61 78			111 A Vanderbilt	68 70								
		117 N Ole Miss	65 49			117 A Ole Miss	62 51								
		111 H Vanderbilt	64 58			133 H Alabama	48 41								
		46 A Auburn	49 54			20 A Tennessee	58 77								
		86 A Georgia	65 70			173 H Arkansas	53 46								
		22 H Texas A&M	67 63			22 A Texas A&M	52 54								

Non-Div I Games:

LSU

■ Loss,
■ Non-Conf,
■ S Site,
■ H Home
■ A Away
N Neutral

Average RPI Win:	234	WON-LOST	WINNING	LAST 10	STRENGTH OF	OPP. STRENGTH	TEAM	ADJ.	CONF.	ADJ CONF.
Average RPI Loss:	108	RECORD	PCT. RANK	GAMES	SCHEDULE	OF SCHEDULE	RPI	RPI	RPI	RPI
DIV. I ONLY	17- 13	130	5- 5	243	119	171	171	12	12	
DIV. I NON-CONF.	7- 5	137	0- 0	199	172	154	154	12	12	
TOTALS	RPI 1-25	RPI 26-50	W-L RECORDS	RPI 51-100	RPI 101-150	RPI 150+				
17- 13	0- 1	1- 1	OVERALL	1- 3	0- 7	15- 1				
8- 7	0- 0	0- 1	HOME	0- 2	0- 3	8- 1				
8- 5	0- 1	1- 0	AWAY	1- 1	0- 3	6- 0				
1- 1	0- 0	0- 0	NEUTRAL	0- 0	0- 1	1- 0				
7- 5	0- 1	0- 1	NON-CONFERENCE	1- 1	0- 1	6- 1				
4- 2	0- 0	0- 1	HOME	0- 0	0- 0	4- 1				
2- 3	0- 1	0- 0	AWAY	1- 1	0- 1	1- 0				
1- 0	0- 0	0- 0	NEUTRAL	0- 0	0- 0	1- 0				
10- 8	0- 0	1- 0	CONFERENCE	0- 2	0- 6	9- 0				
4- 5	0- 0	0- 0	HOME	0- 2	0- 3	4- 0				
6- 2	0- 0	1- 0	AWAY	0- 0	0- 2	5- 0				
0- 1	0- 0	0- 0	NEUTRAL	0- 0	0- 1	0- 0				

RPI 1-25			RPI 26-50			RPI 51-100			RPI 101+			Team's RPI: 171
RPI	S	Opponent	Score	RPI	S	Opponent	Score	RPI	S	Opponent	Score	
18	A	Temple	70 86	32	A	Dayton	54 51	52	H	George Washington	65 79	106 A Rider 61 74
				43	H	Harvard	64 66	55	A	Penn	58 56	112 A Saint Joseph's 58 67
								66	A	Villanova	49 52	112 H Saint Joseph's 55 75
								93	H	Saint Louis	74 79	112 N Saint Joseph's 48 66
												120 H Fordham 61 66
												122 H Duquesne 68 76
												143 A VCU 56 61
												165 H Fairfield 68 61
												188 H American 63 59
												193 H George Mason 59 57
												218 A UNCW 64 48
												233 A Richmond 63 58
												247 N Miami (OH) 79 70
												249 A St. Bonaventure 57 45
												249 H St. Bonaventure 73 70
												276 A Davidson 65 58
												298 H UMKC 64 59
												300 H Lafayette 49 56
												302 A Rhode Island 58 49
												302 H Rhode Island 70 51
												309 A Massachusetts 57 52
												309 H Massachusetts 68 64
												347 H Delaware St. 78 38
LAST 12 Division I GAMES:												
				112	N	Saint Joseph's	48 66	249	A	St. Bonaventure	57 45	
				249	H	St. Bonaventure	73 70	52	H	George Washington	65 79	
				120	H	Fordham	61 66	302	A	Rhode Island	58 49	
				309	A	Massachusetts	57 52	193	H	George Mason	59 57	
				93	H	Saint Louis	74 79	309	H	Massachusetts	68 64	
				112	A	Saint Joseph's	58 67	276	A	Davidson	65 58	

Non-Div I Games:

La Salle

■ Loss,
 ■ Non-Conf,
 ■ S Site,
 ■ H Home
 ■ A Away
 N Neutral

La.-Monroe

Through Games Of March 8, 2017

Average RPI Win:	270	WON-LOST	WINNING	LAST 10	STRENGTH OF	OPP. STRENGTH	TEAM	ADJ.	CONF.	ADJ CONF.
Average RPI Loss:	186	RECORD	PCT. RANK	GAMES	SCHEDULE	OF SCHEDULE	RPI	RPI	RPI	RPI
DIV. I ONLY	4- 24	330	1- 9	226	270	332	332	21	21	
DIV. I NON-CONF.	1- 8	314	0- 0	303	317	340	340	19	19	
TOTALS	RPI 1-25	RPI 26-50	W-L RECORDS	RPI 51-100	RPI 101-150	RPI 150+				
4- 24	0- 0	0- 2	OVERALL	0- 2	0- 3	4- 17				
3- 10	0- 0	0- 1	HOME	0- 1	0- 2	3- 6				
1- 13	0- 0	0- 1	AWAY	0- 1	0- 1	1- 10				
0- 1	0- 0	0- 0	NEUTRAL	0- 0	0- 0	0- 1				
1- 8	0- 0	0- 0	NON-CONFERENCE	0- 0	0- 2	1- 6				
0- 4	0- 0	0- 0	HOME	0- 0	0- 1	0- 3				
1- 4	0- 0	0- 0	AWAY	0- 0	0- 1	1- 3				
0- 0	0- 0	0- 0	NEUTRAL	0- 0	0- 0	0- 0				
3- 16	0- 0	0- 2	CONFERENCE	0- 2	0- 1	3- 11				
3- 6	0- 0	0- 1	HOME	0- 1	0- 1	3- 3				
0- 9	0- 0	0- 1	AWAY	0- 1	0- 0	0- 7				
0- 1	0- 0	0- 0	NEUTRAL	0- 0	0- 0	0- 1				

RPI S	Opponent	Score	RPI S	Opponent	Score	RPI S	Opponent	Score	RPI S	Opponent	Score	Team's RPI: 332
45	A Little Rock	34 78	45	H Little Rock	47 92	84	A UT Arlington	59 93	117	A Ole Miss	40 97	
						84	H UT Arlington	47 83	123	H Troy	67 94	
									144	H Louisiana Tech	53 73	
									155	H Rice	50 93	
									158	A Louisiana	57 67	
									158	H Louisiana	59 65	
									158	N Louisiana	72 79	
									164	A Texas St.	50 63	
									164	H Texas St.	61 59	
									173	A Arkansas	46 92	
									205	H Grambling	54 59	
									215	A Appalachian St.	61 79	
									243	H South Ala.	44 74	
									250	A Ga. Southern	65 76	
									250	H Ga. Southern	44 65	
									254	A Coastal Caro.	48 75	
									261	A Georgia St.	35 87	
									261	H Georgia St.	72 63	
									287	H McNeese	52 78	
									289	A Nicholls St.	54 73	
									294	A Northwestern St.	65 67	
									318	A Arkansas St.	56 71	
									318	H Arkansas St.	59 51	
									338	A Houston Baptist	77 65	
LAST 12 Division I GAMES:												
158	N Louisiana	72 79	243	H South Ala.	44 74							
164	H Texas St.	61 59	123	H Troy	67 94							
84	H UT Arlington	47 83	250	A Ga. Southern	65 76							
215	A Appalachian St.	61 79	261	A Georgia St.	35 87							
254	A Coastal Caro.	48 75	318	H Arkansas St.	59 51							
158	H Louisiana	59 65	45	H Little Rock	47 92							

Non-Div I Games: Centenary (LA) 83 39 LSU-Alexandria 73 61

La.-Monroe

Loss, Non-Conf, S Site, H Home A Away N Neutral

Average RPI Win:	270	WON-LOST	WINNING	LAST 10	STRENGTH OF	OPP. STRENGTH	TEAM	ADJ.	CONF.	ADJ CONF.
Average RPI Loss:	167	RECORD	PCT. RANK	GAMES	SCHEDULE	OF SCHEDULE	RPI	RPI	RPI	RPI
DIV. I ONLY	4- 28	336	3- 7	108	261	300	300	24	24	
DIV. I NON-CONF.	1- 11	330	0- 0	28	143	227	227	25	25	
TOTALS	RPI 1-25	RPI 26-50	W-L RECORDS	RPI 51-100	RPI 101-150	RPI 150+				
4- 28	0- 1	0- 0	OVERALL	0- 6	0- 6	4- 15				
1- 11	0- 0	0- 0	HOME	0- 3	0- 1	1- 7				
3- 14	0- 1	0- 0	AWAY	0- 2	0- 5	3- 6				
0- 3	0- 0	0- 0	NEUTRAL	0- 1	0- 0	0- 2				
1- 11	0- 1	0- 0	NON-CONFERENCE	0- 4	0- 3	1- 3				
0- 3	0- 0	0- 0	HOME	0- 2	0- 0	0- 1				
1- 5	0- 1	0- 0	AWAY	0- 1	0- 3	1- 0				
0- 3	0- 0	0- 0	NEUTRAL	0- 1	0- 0	0- 2				
3- 17	0- 0	0- 0	CONFERENCE	0- 2	0- 3	3- 12				
1- 8	0- 0	0- 0	HOME	0- 1	0- 1	1- 6				
2- 9	0- 0	0- 0	AWAY	0- 1	0- 2	2- 6				
0- 0	0- 0	0- 0	NEUTRAL	0- 0	0- 0	0- 0				

RPI 1-25				RPI 26-50				RPI 51-100				RPI 101+ Team's RPI: 300			
RPI	S	Opponent	Score	RPI	S	Opponent	Score	RPI	S	Opponent	Score	RPI	S	Opponent	Score
11	A	Louisville	48 92					55	H	Penn	47 64	106	A	Rider	58 76
								65	N	Chattanooga	43 68	115	A	Princeton	27 65
								69	A	St. John's (NY)	46 64	122	A	Duquesne	52 67
								71	A	Bucknell	61 78	137	A	Navy	37 53
								71	H	Bucknell	65 79	137	A	Navy	41 76
								79	H	Drexel	39 81	137	H	Navy	65 68
												157	A	Army West Point	73 76
												157	H	Army West Point	55 63
												168	N	Hampton	55 58
												171	A	La Salle	56 49
												188	A	American	45 75
												188	H	American	52 76
												192	H	Robert Morris	51 62
												225	A	Boston U.	50 68
												225	H	Boston U.	58 75
												256	N	Bowling Green	42 69
												268	A	Loyola Maryland	47 75
												268	H	Loyola Maryland	55 60
												274	A	Colgate	69 76
												274	H	Colgate	90 85
												306	A	Lehigh	60 69
												306	H	Lehigh	53 56
												317	A	Holy Cross	85 70
												317	A	Holy Cross	58 54
												317	H	Holy Cross	61 67
LAST 12 Division I GAMES:															
137	A	Navy	37 53	188	A	American	45 75	137	H	Navy	65 68	317	A	Holy Cross	85 70
317	A	Holy Cross	58 54	317	A	Holy Cross	85 70	225	H	Boston U.	58 75	317	A	Holy Cross	58 54
71	A	Bucknell	61 78	157	H	Army West Point	55 63	268	A	Loyola Maryland	47 75				
274	H	Colgate	90 85												
71	H	Bucknell	65 79												
306	A	Lehigh	60 69												

Non-Div I Games:

Lafayette

■ Loss,
 ■ Non-Conf,
 ■ S Site,
 ■ H Home
 ■ A Away
 N Neutral

Average RPI Win:	286	WON-LOST	WINNING	LAST 10	STRENGTH OF	OPP. STRENGTH	TEAM	ADJ.	CONF.	ADJ CONF.
Average RPI Loss:	93	RECORD	PCT. RANK	GAMES	SCHEDULE	OF SCHEDULE	RPI	RPI	RPI	RPI
DIV. I ONLY	18- 6	38	9- 1	332	244	132	132	27	27	
DIV. I NON-CONF.	3- 3	165	0- 0	215	4	134	134	27	27	
TOTALS	RPI 1-25	RPI 26-50	W-L RECORDS	RPI 51-100	RPI 101-150	RPI 150+				
18- 6	0- 2	0- 1	OVERALL	1- 1	0- 1	17- 1				
11- 0	0- 0	0- 0	HOME	0- 0	0- 0	11- 0				
7- 6	0- 2	0- 1	AWAY	1- 1	0- 1	6- 1				
0- 0	0- 0	0- 0	NEUTRAL	0- 0	0- 0	0- 0				
3- 3	0- 2	0- 1	NON-CONFERENCE	0- 0	0- 0	3- 0				
2- 0	0- 0	0- 0	HOME	0- 0	0- 0	2- 0				
1- 3	0- 2	0- 1	AWAY	0- 0	0- 0	1- 0				
0- 0	0- 0	0- 0	NEUTRAL	0- 0	0- 0	0- 0				
15- 3	0- 0	0- 0	CONFERENCE	1- 1	0- 1	14- 1				
9- 0	0- 0	0- 0	HOME	0- 0	0- 0	9- 0				
6- 3	0- 0	0- 0	AWAY	1- 1	0- 1	5- 1				
0- 0	0- 0	0- 0	NEUTRAL	0- 0	0- 0	0- 0				

RPI 1-25				RPI 26-50				RPI 51-100				RPI 101+ Team's RPI: 132			
RPI	S	Opponent	Score	RPI	S	Opponent	Score	RPI	S	Opponent	Score	RPI	S	Opponent	Score
4	A	Oregon St.	56 88	35	A	Oregon	67 84	97	A	Central Ark.	70 56	107	A	Abilene Christian	59 77
21	A	Kansas St.	43 68					99	A	SFA	66 74	221	A	New Orleans	66 55
												221	H	New Orleans	73 42
												253	A	Canisius	65 51
												284	A	A&M-Corpus Christi	74 63
												284	H	A&M-Corpus Christi	65 49
												287	A	McNeese	83 67
												287	H	McNeese	79 57
												289	A	Nicholls St.	67 78
												289	H	Nicholls St.	81 77
												293	H	Northern Ariz.	75 60
												294	H	Northwestern St.	73 60
												323	H	Loyola Chicago	76 50
												329	H	Southeastern La.	86 68
												333	H	Incarinate Word	83 54
												338	A	Houston Baptist	81 53
												338	H	Houston Baptist	74 22
												340	A	Sam Houston St.	70 44
												340	H	Sam Houston St.	84 51
LAST 12 Division I GAMES:															
287	A	McNeese	83 67	340	H	Sam Houston St.	84 51								
289	H	Nicholls St.	81 77	287	H	McNeese	79 57								
338	H	Houston Baptist	74 22	221	A	New Orleans	66 55								
284	A	A&M-Corpus Christi	74 63	294	H	Northwestern St.	73 60								
338	A	Houston Baptist	81 53	284	H	A&M-Corpus Christi	65 49								
99	A	SFA	66 74	289	A	Nicholls St.	67 78								

Non-Div I Games: St. Thomas (TX) 95 49 Louisiana Col. 94 55 Howard Payne 93 56 Southwestern (TX) 87 41

Lamar University

Loss, Non-Conf, S Site, H Home A Away N Neutral

Average RPI Win:	290	WON-LOST	WINNING	LAST 10	STRENGTH OF	OPP. STRENGTH	TEAM	ADJ.	CONF.	ADJ CONF.
Average RPI Loss:	176	RECORD	PCT. RANK	GAMES	SCHEDULE	OF SCHEDULE	RPI	RPI	RPI	RPI
DIV. I ONLY	9- 20	273	4- 6	262	295	306	306	24	24	
DIV. I NON-CONF.	4- 6	209	0- 0	217	322	261	261	25	25	
TOTALS	RPI 1-25	RPI 26-50	W-L RECORDS	RPI 51-100	RPI 101-150	RPI 150+				
9- 20	0- 0	0- 0	OVERALL	0- 4	0- 4	9- 12				
7- 8	0- 0	0- 0	HOME	0- 1	0- 2	7- 5				
2- 12	0- 0	0- 0	AWAY	0- 3	0- 2	2- 7				
0- 0	0- 0	0- 0	NEUTRAL	0- 0	0- 0	0- 0				
4- 6	0- 0	0- 0	NON-CONFERENCE	0- 2	0- 2	4- 2				
3- 3	0- 0	0- 0	HOME	0- 0	0- 1	3- 2				
1- 3	0- 0	0- 0	AWAY	0- 2	0- 1	1- 0				
0- 0	0- 0	0- 0	NEUTRAL	0- 0	0- 0	0- 0				
5- 14	0- 0	0- 0	CONFERENCE	0- 2	0- 2	5- 10				
4- 5	0- 0	0- 0	HOME	0- 1	0- 1	4- 3				
1- 9	0- 0	0- 0	AWAY	0- 1	0- 1	1- 7				
0- 0	0- 0	0- 0	NEUTRAL	0- 0	0- 0	0- 0				

RPI 1-25			RPI 26-50			RPI 51-100			RPI 101+ Team's RPI: 306		
RPI	S	Opponent	Score	RPI	S	Opponent	Score	RPI	S	Opponent	Score
								54	A	California	63 96
								66	A	Villanova	37 59
								71	A	Bucknell	54 73
								71	H	Bucknell	58 77
								106	H	Rider	68 75
								122	A	Duquesne	49 63
								137	A	Navy	44 79
								137	H	Navy	64 66
								157	A	Army West Point	52 70
								157	H	Army West Point	71 75
								188	A	American	51 68
								188	H	American	58 70
								197	H	Sacred Heart	68 62
								219	H	Monmouth	62 73
								225	A	Boston U.	50 64
								225	H	Boston U.	64 69
								268	A	Loyola Maryland	50 78
								268	A	Loyola Maryland	58 62
								268	H	Loyola Maryland	86 69
								273	H	Norfolk St.	57 81
								274	A	Colgate	70 75
								274	H	Colgate	83 74
								288	A	Mt. St. Mary's	74 57
								300	A	Lafayette	56 53
								300	H	Lafayette	69 60
								317	A	Holy Cross	47 65
								317	H	Holy Cross	80 64
								321	H	NJIT	84 52
								347	H	Delaware St.	91 80
LAST 12 Division I GAMES:											
268	A	Loyola Maryland	50 78	317	H	Holy Cross	80 64				
274	H	Colgate	83 74	71	A	Bucknell	54 73				
157	A	Army West Point	52 70	188	H	American	58 70				
274	A	Colgate	70 75	268	H	Loyola Maryland	86 69				
300	H	Lafayette	69 60	225	A	Boston U.	50 64				
137	A	Navy	44 79	300	A	Lafayette	56 53				

Non-Div I Games: East Stroudsburg 78 72

Lehigh

■ Loss,
 ■ Non-Conf,
 ■ S Site,
 ■ H Home
 ■ A Away
 N Neutral

Liberty

Through Games Of March 8, 2017

Average RPI Win:	263	WON-LOST	WINNING	LAST 10	STRENGTH OF	OPP. STRENGTH	TEAM	ADJ.	CONF.	ADJ CONF.
Average RPI Loss:	176	RECORD	PCT. RANK	GAMES	SCHEDULE	OF SCHEDULE	RPI	RPI	RPI	RPI
DIV. I ONLY	12- 16	217	7- 3	190	312	229	229	28	28	
DIV. I NON-CONF.	0- 10	335	0- 0	53	203	303	303	28	28	
TOTALS	RPI 1-25	RPI 26-50	W-L RECORDS	RPI 51-100	RPI 101-150	RPI 150+				
12- 16	0- 1	0- 2	OVERALL	0- 1	1- 2	11- 10				
8- 4	0- 1	0- 1	HOME	0- 0	1- 0	7- 2				
4- 8	0- 0	0- 0	AWAY	0- 0	0- 2	4- 6				
0- 4	0- 0	0- 1	NEUTRAL	0- 1	0- 0	0- 2				
0- 10	0- 1	0- 2	NON-CONFERENCE	0- 1	0- 1	0- 5				
0- 3	0- 1	0- 1	HOME	0- 0	0- 0	0- 1				
0- 3	0- 0	0- 0	AWAY	0- 0	0- 1	0- 2				
0- 4	0- 0	0- 1	NEUTRAL	0- 1	0- 0	0- 2				
12- 6	0- 0	0- 0	CONFERENCE	0- 0	1- 1	11- 5				
8- 1	0- 0	0- 0	HOME	0- 0	1- 0	7- 1				
4- 5	0- 0	0- 0	AWAY	0- 0	0- 1	4- 4				
0- 0	0- 0	0- 0	NEUTRAL	0- 0	0- 0	0- 0				

RPI 1-25				RPI 26-50				RPI 51-100				RPI 101+ Team's RPI: 229			
RPI	S	Opponent	Score	RPI	S	Opponent	Score	RPI	S	Opponent	Score	RPI	S	Opponent	Score
8	H	Duke	38 98	32	N	Dayton	53 82	97	N	Central Ark.	41 61	126	A	Radford	68 76
				41	H	James Madison	48 62					126	H	Radford	49 48
												137	A	Navy	66 67
												184	A	UTSA	64 80
												191	A	Campbell	58 52
												191	H	Campbell	57 47
												210	N	UMBC	51 62
												215	H	Appalachian St.	57 66
												224	A	High Point	69 78
												224	H	High Point	81 74
												228	A	Presbyterian	55 56
												228	H	Presbyterian	68 60
												233	N	Richmond	54 63
												238	A	UNC Asheville	54 64
												238	H	UNC Asheville	53 57
												255	A	Charleston So.	81 72
												255	H	Charleston So.	67 56
												292	A	Valparaiso	68 70
												313	A	Gardner-Webb	82 84
												313	H	Gardner-Webb	66 63
												342	A	Winthrop	78 63
												342	H	Winthrop	80 51
												343	A	Longwood	71 38
												343	H	Longwood	92 47
LAST 12 Division I GAMES:															
191	H	Campbell	57 47	228	A	Presbyterian	55 56								
238	H	UNC Asheville	53 57	126	H	Radford	49 48								
342	A	Winthrop	78 63	313	H	Gardner-Webb	66 63								
343	A	Longwood	71 38	191	A	Campbell	58 52								
255	H	Charleston So.	67 56	342	H	Winthrop	80 51								
224	A	High Point	69 78	126	A	Radford	68 76								

Non-Div I Games: West Liberty 64 38

Liberty

Loss, Non-Conf, S Site, H Home A Away N Neutral

RPI 1-25				RPI 26-50				RPI 51-100				RPI 101+				Team's RPI: 299	
RPI	S	Opponent	Score	RPI	S	Opponent	Score	RPI	S	Opponent	Score	RPI	S	Opponent	Score		
				40	A	Western Ky.	35 87	58	A	Belmont	62 100	101	A	Stetson	60 66		
								90	A	FGCU	50 98	101	H	Stetson	66 91		
								90	H	FGCU	63 90	115	H	Princeton	43 71		
								93	H	Saint Louis	38 83	117	A	Ole Miss	49 76		
								95	A	Jacksonville	64 91	119	A	Ball St.	78 74		
								95	A	Jacksonville	60 84	133	A	Alabama	35 82		
								95	H	Jacksonville	67 73	177	A	Morehead St.	53 73		
												252	H	Tennessee St.	71 77		
												255	H	Charleston So.	52 67		
												264	A	Murray St.	59 79		
												267	A	Southeast Mo. St.	63 79		
												268	A	Loyola Maryland	30 74		
												271	A	Kennesaw St.	69 96		
												271	H	Kennesaw St.	55 70		
												281	H	Tennessee Tech	71 69		
												295	A	North Florida	60 58		
												295	H	North Florida	66 62		
												315	A	USC Upstate	75 89		
												315	H	USC Upstate	84 77		
												321	A	NJIT	68 76		
												321	H	NJIT	53 76		
LAST 12 Division I GAMES:																	
				95	A	Jacksonville	64 91	315	A	USC Upstate	75 89						
				271	A	Kennesaw St.	69 96	321	H	NJIT	53 76						
				295	H	North Florida	66 62	315	H	USC Upstate	84 77						
				95	H	Jacksonville	67 73	321	A	NJIT	68 76						
				90	A	FGCU	50 98	95	A	Jacksonville	60 84						
				101	A	Stetson	60 66	295	A	North Florida	60 58						

Page 158

Little Rock

Through Games Of March 8, 2017

Average RPI Win:	208	WON-LOST	WINNING	LAST 10	STRENGTH OF	OPP. STRENGTH	TEAM	ADJ.	CONF.	ADJ CONF.
Average RPI Loss:	56	RECORD	PCT. RANK	GAMES	SCHEDULE	OF SCHEDULE	RPI	RPI	RPI	RPI
DIV. I ONLY	23- 7	34	8- 2	117	142	45	45	21	21	
DIV. I NON-CONF.	6- 6	165	0- 1	22	11	62	62	19	19	
TOTALS	RPI 1-25	RPI 26-50	W-L RECORDS	RPI 51-100	RPI 101-150	RPI 150+				
23- 7	0- 3	0- 2	OVERALL	2- 0	3- 1	18- 1				
12- 2	0- 2	0- 0	HOME	1- 0	1- 0	10- 0				
11- 5	0- 1	0- 2	AWAY	1- 0	2- 1	8- 1				
0- 0	0- 0	0- 0	NEUTRAL	0- 0	0- 0	0- 0				
6- 6	0- 3	0- 2	NON-CONFERENCE	1- 0	1- 1	4- 0				
3- 2	0- 2	0- 0	HOME	1- 0	0- 0	2- 0				
3- 4	0- 1	0- 2	AWAY	0- 0	1- 1	2- 0				
0- 0	0- 0	0- 0	NEUTRAL	0- 0	0- 0	0- 0				
17- 1	0- 0	0- 0	CONFERENCE	1- 0	2- 0	14- 1				
9- 0	0- 0	0- 0	HOME	0- 0	1- 0	8- 0				
8- 1	0- 0	0- 0	AWAY	1- 0	1- 0	6- 1				
0- 0	0- 0	0- 0	NEUTRAL	0- 0	0- 0	0- 0				

RPI S	Opponent	Score	RPI S	Opponent	Score	RPI S	Opponent	Score	RPI S	Opponent	Score
5	H Mississippi St.	44 58	26	A Green Bay	31 57	84	A UT Arlington	58 49	120	A Fordham	43 65
19	A Oklahoma	58 68	36	A LSU	49 69	93	H Saint Louis	56 43	123	A Troy	74 63
22	H Texas A&M	37 55							123	H Troy	77 74
									142	A Tulsa	63 58
									154	A Missouri St.	58 47
									158	A Louisiana	82 64
									158	H Louisiana	64 60
									161	H Oral Roberts	56 50
									164	A Texas St.	47 64
									166	A Memphis	54 44
									183	H North Texas	55 44
									215	A Appalachian St.	77 69
									215	H Appalachian St.	67 55
									243	A South Ala.	50 44
									243	H South Ala.	71 54
									250	H Ga. Southern	57 41
									254	A Coastal Caro.	74 66
									254	H Coastal Caro.	79 47
									261	H Georgia St.	52 45
									318	A Arkansas St.	60 35
									318	H Arkansas St.	73 59
									332	A La.-Monroe	92 47
									332	H La.-Monroe	78 34

LAST 12 Division I GAMES:

120	A	Fordham	43	65	164	A	Texas St.	47	64
123	A	Troy	74	63	84	A	UT Arlington	58	49
243	A	South Ala.	50	44	254	H	Coastal Caro.	79	47
261	H	Georgia St.	52	45	215	H	Appalachian St.	67	55
250	H	Ga. Southern	57	41	158	A	Louisiana	82	64
318	A	Arkansas St.	60	35	332	A	La.-Monroe	92	47

Non-Div I Games:

Little Rock

Loss, Non-Conf, S Site, H Home A Away N Neutral

Average RPI Win:	220	WON-LOST	WINNING	LAST 10	STRENGTH OF	OPP. STRENGTH	TEAM	ADJ.	CONF.	ADJ CONF.
Average RPI Loss:	131	RECORD	PCT. RANK	GAMES	SCHEDULE	OF SCHEDULE	RPI	RPI	RPI	RPI
DIV. I ONLY	20- 10	85	7- 3	231	176	121	121	23	23	
DIV. I NON-CONF.	8- 6	141	0- 0	149	63	114	114	23	23	
TOTALS	RPI 1-25	RPI 26-50	W-L RECORDS	RPI 51-100	RPI 101-150	RPI 150+				
20- 10	0- 1	1- 1	OVERALL	2- 3	1- 2	16- 3				
11- 1	0- 1	0- 0	HOME	1- 0	1- 0	9- 0				
7- 6	0- 0	0- 0	AWAY	1- 1	0- 2	6- 3				
2- 3	0- 0	1- 1	NEUTRAL	0- 2	0- 0	1- 0				
8- 6	0- 1	1- 1	NON-CONFERENCE	0- 3	0- 1	7- 0				
3- 1	0- 1	0- 0	HOME	0- 0	0- 0	3- 0				
3- 2	0- 0	0- 0	AWAY	0- 1	0- 1	3- 0				
2- 3	0- 0	1- 1	NEUTRAL	0- 2	0- 0	1- 0				
12- 4	0- 0	0- 0	CONFERENCE	2- 0	1- 1	9- 3				
8- 0	0- 0	0- 0	HOME	1- 0	1- 0	6- 0				
4- 4	0- 0	0- 0	AWAY	1- 0	0- 1	3- 3				
0- 0	0- 0	0- 0	NEUTRAL	0- 0	0- 0	0- 0				

RPI 1-25				RPI 26-50				RPI 51-100				RPI 101+ Team's RPI: 121			
RPI	S	Opponent	Score	RPI	S	Opponent	Score	RPI	S	Opponent	Score	RPI	S	Opponent	Score
8	H	Duke	46 83	30	N	South Fla.	73 68	73	A	UC Davis	64 51	138	A	San Francisco	71 73
				33	N	Quinnipiac	60 63	73	H	UC Davis	64 62	150	A	CSUN	56 63
								80	N	Oklahoma St.	57 63	150	H	CSUN	63 60
								82	N	Florida	53 83	174	H	Houston	65 55
								89	A	Southern California	74 82	186	A	UC Riverside	73 66
												186	H	UC Riverside	55 51
												194	H	Columbia	73 60
												202	A	Loyola Marymount	81 78
												214	A	UC Santa Barbara	60 65
												214	H	UC Santa Barbara	59 45
												225	N	Boston U.	61 48
												240	A	Hawaii	63 66
												240	H	Hawaii	68 57
												244	H	Pacific	66 58
												272	A	Cal Poly	67 69
												272	H	Cal Poly	83 80
												283	A	Nevada	97 93
												312	A	Pepperdine	44 41
												326	A	UC Irvine	68 63
												326	H	UC Irvine	87 74
												346	A	Cal St. Fullerton	65 48
												346	H	Cal St. Fullerton	84 55
LAST 12 Division I GAMES:															
240	A	Hawaii	63 66	346	H	Cal St. Fullerton	84 55								
150	H	CSUN	63 60	326	A	UC Irvine	68 63								
326	H	UC Irvine	87 74	150	A	CSUN	56 63								
186	A	UC Riverside	73 66	186	H	UC Riverside	55 51								
214	H	UC Santa Barbara	59 45	346	A	Cal St. Fullerton	65 48								
272	A	Cal Poly	67 69	73	H	UC Davis	64 62								

Non-Div I Games: Biola 76 48

Long Beach St.

■ Loss,
 ■ Non-Conf,
 ■ S Site,
 ■ Home
 ■ Away
 N Neutral

Average RPI Win:	344	WON-LOST	WINNING	LAST 10	STRENGTH OF	OPP. STRENGTH	TEAM	ADJ.	CONF.	ADJ CONF.
Average RPI Loss:	208	RECORD	PCT. RANK	GAMES	SCHEDULE	OF SCHEDULE	RPI	RPI	RPI	RPI
DIV. I ONLY	3- 24	338	1- 9	299	319	343	343	28	28	
DIV. I NON-CONF.	2- 7	284	0- 0	216	295	284	284	28	28	
TOTALS	RPI 1-25	RPI 26-50	W-L RECORDS	RPI 51-100	RPI 101-150	RPI 150+				
3- 24	0- 1	0- 2	OVERALL	0- 0	0- 3	3- 18				
2- 9	0- 0	0- 0	HOME	0- 0	0- 1	2- 8				
1- 15	0- 0	0- 1	AWAY	0- 0	0- 1	1- 4				
0- 0	0- 0	0- 0	NEUTRAL	0- 0	0- 0	0- 0				
2- 7	0- 1	0- 2	NON-CONFERENCE	0- 0	0- 1	2- 3				
1- 1	0- 0	0- 0	HOME	0- 0	0- 0	1- 1				
1- 6	0- 1	0- 2	AWAY	0- 0	0- 1	1- 2				
0- 0	0- 0	0- 0	NEUTRAL	0- 0	0- 0	0- 0				
1- 17	0- 0	0- 0	CONFERENCE	0- 0	0- 2	1- 15				
1- 8	0- 0	0- 0	HOME	0- 0	0- 1	1- 7				
0- 9	0- 0	0- 0	AWAY	0- 0	0- 1	0- 8				
0- 0	0- 0	0- 0	NEUTRAL	0- 0	0- 0	0- 0				

RPI 1-25				RPI 26-50				RPI 51-100				RPI 101+ Team's RPI: 343			
RPI	S	Opponent	Score	RPI	S	Opponent	Score	RPI	S	Opponent	Score	RPI	S	Opponent	Score
8	A	Duke	48 105	27	A	Marquette	37 87					110	A	Charlotte	41 66
				39	A	West Virginia	40 107					126	A	Radford	55 73
												126	H	Radford	34 74
												191	A	Campbell	50 74
												191	H	Campbell	54 66
												224	A	High Point	60 81
												224	H	High Point	49 80
												228	A	Presbyterian	55 65
												228	H	Presbyterian	62 63
												229	A	Liberty	47 92
												229	H	Liberty	38 71
												238	A	UNC Asheville	53 84
												238	H	UNC Asheville	53 80
												248	A	Marshall	50 70
												255	A	Charleston So.	63 71
												255	H	Charleston So.	47 62
												273	H	Norfolk St.	56 85
												313	A	Gardner-Webb	55 89
												313	H	Gardner-Webb	43 77
												339	A	Fairleigh Dickinson	59 75
												342	A	Winthrop	72 78
												342	H	Winthrop	83 78
												344	A	UMass Lowell	72 59
												347	H	Delaware St.	88 77
LAST 12 Division I GAMES:															
228	H	Presbyterian	62 63	342	H	Winthrop	83 78								
224	A	High Point	60 81	313	A	Gardner-Webb	55 89								
255	A	Charleston So.	63 71	191	A	Campbell	50 74								
229	H	Liberty	38 71	224	H	High Point	49 80								
238	A	UNC Asheville	53 84	255	H	Charleston So.	47 62								
126	H	Radford	34 74	342	A	Winthrop	72 78								

Non-Div I Games: West Va. Tech 58 76 Milligan 71 47

Longwood

Loss, Non-Conf, S Site, H Home A Away N Neutral

Louisiana

Through Games Of March 8, 2017

Average RPI Win:	261	WON-LOST	WINNING	LAST 10	STRENGTH OF	OPP. STRENGTH	TEAM	ADJ.	CONF.	ADJ CONF.
Average RPI Loss:	122	RECORD	PCT. RANK	GAMES	SCHEDULE	OF SCHEDULE	RPI	RPI	RPI	RPI
DIV. I ONLY	16- 10	108	7- 3	256	229	158	158	21	21	
DIV. I NON-CONF.	4- 3	141	0- 0	175	173	155	155	19	19	
TOTALS	RPI 1-25	RPI 26-50	W-L RECORDS	RPI 51-100	RPI 101-150	RPI 150+				
16- 10	0- 1	0- 2	OVERALL	0- 2	2- 1	14- 4				
9- 3	0- 0	0- 1	HOME	0- 1	2- 0	7- 1				
5- 6	0- 0	0- 1	AWAY	0- 0	0- 1	5- 1				
2- 1	0- 1	0- 0	NEUTRAL	0- 0	0- 0	2- 0				
4- 3	0- 1	0- 0	NON-CONFERENCE	0- 0	1- 1	3- 1				
2- 1	0- 0	0- 0	HOME	0- 0	1- 0	1- 1				
1- 1	0- 0	0- 0	AWAY	0- 0	0- 1	1- 0				
1- 1	0- 1	0- 0	NEUTRAL	0- 0	0- 0	1- 0				
12- 7	0- 0	0- 2	CONFERENCE	0- 2	1- 0	11- 3				
7- 2	0- 0	0- 1	HOME	0- 1	1- 0	6- 0				
4- 5	0- 0	0- 1	AWAY	0- 1	0- 0	4- 3				
1- 0	0- 0	0- 0	NEUTRAL	0- 0	0- 0	1- 0				

RPI 1-25			RPI 26-50			RPI 51-100			RPI 101+ Team's RPI: 158		
RPI	S	Opponent	Score	RPI	S	Opponent	Score	RPI	S	Opponent	Score
2	N	Notre Dame	51 91	45	A	Little Rock	60 64	84	A	UT Arlington	66 79
				45	H	Little Rock	64 82	84	H	UT Arlington	76 79
LAST 12 Division I GAMES:											
332	N	La.-Monroe	79 72	123	H	Troy	80 72	116	A	Southern Miss.	49 71
84	H	UT Arlington	76 79	243	H	South Ala.	62 38	123	H	Troy	80 72
164	H	Texas St.	62 43	261	A	Georgia St.	70 64	144	H	Louisiana Tech	80 72
254	A	Coastal Caro.	68 71	250	A	Ga. Southern	60 63	164	A	Texas St.	40 62
215	A	Appalachian St.	68 58	45	H	Little Rock	64 82	164	H	Texas St.	62 43
332	A	La.-Monroe	65 59	318	H	Arkansas St.	72 60	174	H	Houston	64 69
								215	A	Appalachian St.	68 58
								243	H	South Ala.	62 38
								250	A	Ga. Southern	60 63
								250	H	Ga. Southern	79 52
								254	A	Coastal Caro.	68 71
								261	A	Georgia St.	70 64
								261	H	Georgia St.	72 65
								267	N	Southeast Mo. St.	82 78
								287	A	McNeese	77 70
								318	A	Arkansas St.	80 72
								318	H	Arkansas St.	72 60
								329	H	Southeastern La.	86 77
								332	A	La.-Monroe	65 59
								332	H	La.-Monroe	67 57
								332	N	La.-Monroe	79 72

Non-Div I Games: Xavier (LA) 74 55 Southern-N.O. 87 57

Louisiana

■ Loss,
 ■ Non-Conf,
 ■ S Site,
 ■ Home
 ■ A Away
 N Neutral

Louisiana Tech

Through Games Of March 8, 2017

Average RPI Win:	224	WON-LOST	WINNING	LAST 10	STRENGTH OF	OPP. STRENGTH	TEAM	ADJ.	CONF.	ADJ CONF.
Average RPI Loss:	123	RECORD	PCT. RANK	GAMES	SCHEDULE	OF SCHEDULE	RPI	RPI	RPI	RPI
DIV. I ONLY	16- 12	127	7- 3	169	161	144	144	15	15	
DIV. I NON-CONF.	4- 6	209	0- 0	186	193	210	210	16	16	
TOTALS	RPI 1-25	RPI 26-50	W-L RECORDS	RPI 51-100	RPI 101-150	RPI 150+				
16- 12	0- 0	0- 3	OVERALL	0- 2	2- 3	14- 4				
9- 5	0- 0	0- 2	HOME	0- 2	2- 1	7- 0				
7- 7	0- 0	0- 1	AWAY	0- 0	0- 2	7- 4				
0- 0	0- 0	0- 0	NEUTRAL	0- 0	0- 0	0- 0				
4- 6	0- 0	0- 2	NON-CONFERENCE	0- 1	0- 1	4- 2				
2- 3	0- 0	0- 2	HOME	0- 1	0- 0	2- 0				
2- 3	0- 0	0- 0	AWAY	0- 0	0- 1	2- 2				
0- 0	0- 0	0- 0	NEUTRAL	0- 0	0- 0	0- 0				
12- 6	0- 0	0- 1	CONFERENCE	0- 1	2- 2	10- 2				
7- 2	0- 0	0- 0	HOME	0- 1	2- 1	5- 0				
5- 4	0- 0	0- 1	AWAY	0- 0	0- 1	5- 2				
0- 0	0- 0	0- 0	NEUTRAL	0- 0	0- 0	0- 0				

RPI S	Opponent	Score	RPI S	Opponent	Score	RPI S	Opponent	Score	RPI S	Opponent	Score	Team's RPI: 144
36	H LSU	73 77	83	H Middle Tenn.	65 79	110	H Charlotte	80 54	113	A Clemson	67 78	
40	A Western Ky.	58 67	99	H SFA	58 60	116	A Southern Miss.	63 72	116	H Southern Miss.	72 61	
46	H Auburn	66 76				130	H Old Dominion	64 69	155	A Rice	70 67	
						155	H Rice	62 51	158	A Louisiana	72 80	
						166	A Memphis	54 56	183	A North Texas	72 65	
						183	H North Texas	65 49	184	A UTSA	61 63	
						184	H UTSA	77 71	189	H UAB	64 63	
						205	H Grambling	69 55	248	A Marshall	72 54	
						287	A McNeese	66 56	289	H Nicholls St.	68 52	
						303	A UTEP	62 69	303	H UTEP	69 61	
						308	A FIU	76 63	332	A La.-Monroe	73 53	
						337	A Fla. Atlantic	76 52				
LAST 12 Division I GAMES:												
116	A Southern Miss.	63 72	303	H UTEP	69 61							
155	H Rice	62 51	248	A Marshall	72 54							
183	H North Texas	65 49	40	A Western Ky.	58 67							
308	A FIU	76 63	83	H Middle Tenn.	65 79							
337	A Fla. Atlantic	76 52	189	H UAB	64 63							
184	H UTSA	77 71	183	A North Texas	72 65							

Non-Div I Games: LSU-Alexandria 103 63

Louisiana Tech

■ Loss,
 ■ Non-Conf,
 ■ S Site,
 ■ Home
 ■ A Away
 N Neutral

Louisville

Through Games Of March 8, 2017

Average RPI Win:	109	WON-LOST	WINNING	LAST 10	STRENGTH OF	OPP. STRENGTH	TEAM	ADJ.	CONF.	ADJ CONF.
Average RPI Loss:	12	RECORD	PCT. RANK	GAMES	SCHEDULE	OF SCHEDULE	RPI	RPI	RPI	RPI
DIV. I ONLY	27- 7	24	7- 3	12	20	11	11	3	3	
DIV. I NON-CONF.	13- 2	20	0- 0	26	25	8	8	4	4	
TOTALS	RPI 1-25	RPI 26-50	W-L RECORDS	RPI 51-100	RPI 101-150	RPI 150+				
27- 7	2- 6	5- 1	OVERALL	7- 0	5- 0	8- 0				
16- 2	2- 1	3- 1	HOME	4- 0	1- 0	6- 0				
9- 3	0- 3	1- 0	AWAY	3- 0	3- 0	2- 0				
2- 2	0- 2	1- 0	NEUTRAL	0- 0	1- 0	0- 0				
13- 2	1- 2	3- 0	NON-CONFERENCE	3- 0	1- 0	5- 0				
9- 1	1- 1	2- 0	HOME	2- 0	0- 0	4- 0				
4- 0	0- 0	1- 0	AWAY	1- 0	1- 0	1- 0				
0- 1	0- 1	0- 0	NEUTRAL	0- 0	0- 0	0- 0				
14- 5	1- 4	2- 1	CONFERENCE	4- 0	4- 0	3- 0				
7- 1	1- 0	1- 1	HOME	2- 0	1- 0	2- 0				
5- 3	0- 3	0- 0	AWAY	2- 0	2- 0	1- 0				
2- 1	0- 1	1- 0	NEUTRAL	0- 0	1- 0	0- 0				

RPI	S	Opponent	Score	RPI	S	Opponent	Score	RPI	S	Opponent	Score	RPI	S	Opponent	Score
2	A	Notre Dame	66 85	30	A	South Fla.	66 52	51	A	Virginia	86 81	105	A	Virginia Tech	88 70
2	N	Notre Dame	73 84	31	H	Syracuse	91 76	51	H	Virginia	66 55	111	A	Vanderbilt	78 66
3	N	South Carolina	59 83	37	H	South Dakota St.	83 30	58	H	Belmont	73 50	113	A	Clemson	60 46
8	A	Duke	55 58	38	H	North Carolina St.	70 72	60	H	Georgia Tech	91 51	113	N	Clemson	68 46
12	A	Florida St.	65 72	38	N	North Carolina St.	59 58	65	H	Chattanooga	63 47	118	H	North Carolina	87 57
14	H	Kentucky	69 67	40	H	Western Ky.	68 61	83	A	Middle Tenn.	91 72	162	A	Pittsburgh	63 48
15	H	Miami (FL)	63 59					87	A	Wake Forest	75 46	162	H	Pittsburgh	73 52
16	H	Maryland	72 78									175	H	Boston College	68 43
												213	H	Col. of Charleston	86 58
												220	A	UT Martin	100 57
												241	H	Evansville	89 47
												256	H	Bowling Green	83 58
												300	H	Lafayette	92 48
LAST 12 Division I GAMES:															
		2 N Notre Dame	73 84			175 H Boston College	68 43								
		38 N North Carolina St.	59 58			105 A Virginia Tech	88 70								
		113 N Clemson	68 46			2 A Notre Dame	66 85								
		87 A Wake Forest	75 46			38 H North Carolina St.	70 72								
		51 H Virginia	66 55			162 A Pittsburgh	63 48								
		118 H North Carolina	87 57			113 A Clemson	60 46								

Non-Div I Games:

Louisville

■ Loss,
 ■ Non-Conf,
 ■ S Site,
 ■ H Home
 ■ A Away
 N Neutral

Average RPI Win: 330		WON-LOST	WINNING	LAST 10	STRENGTH OF	OPP. STRENGTH	TEAM	ADJ.	CONF.	ADJ CONF.
Average RPI Loss: 144		RECORD	PCT. RANK	GAMES	SCHEDULE	OF SCHEDULE	RPI	RPI	RPI	RPI
DIV. I ONLY		2- 27	346	0- 10	119	165	323	323	16	16
DIV. I NON-CONF.		1- 10	325	0- 0	54	98	271	271	14	14
TOTALS	RPI 1-25		RPI 26-50		W-L RECORDS		RPI 51-100		RPI 101-150	RPI 150+
2- 27	0- 2		0- 5		OVERALL		0- 1		0- 4	2- 15
2- 11	0- 1		0- 2		HOME		0- 1		0- 1	2- 6
0- 14	0- 1		0- 3		AWAY		0- 0		0- 1	0- 9
0- 2	0- 0		0- 0		NEUTRAL		0- 0		0- 2	0- 0
1- 10	0- 2		0- 1		NON-CONFERENCE		0- 1		0- 4	1- 2
1- 3	0- 1		0- 0		HOME		0- 1		0- 1	1- 0
0- 5	0- 1		0- 1		AWAY		0- 0		0- 1	0- 2
0- 2	0- 0		0- 0		NEUTRAL		0- 0		0- 2	0- 0
1- 17	0- 0		0- 4		CONFERENCE		0- 0		0- 0	1- 13
1- 8	0- 0		0- 2		HOME		0- 0		0- 0	1- 6
0- 9	0- 0		0- 2		AWAY		0- 0		0- 0	0- 7
0- 0	0- 0		0- 0		NEUTRAL		0- 0		0- 0	0- 0

[illegible]

Non-Div I Games:

Loyola Chicago

Loss, Non-Conf, S Site, H Home A Away N Neutral

Loyola Maryland

Through Games Of March 8, 2017

Average RPI Win:	280	WON-LOST	WINNING	LAST 10	STRENGTH OF	OPP. STRENGTH	TEAM	ADJ.	CONF.	ADJ CONF.
Average RPI Loss:	161	RECORD	PCT. RANK	GAMES	SCHEDULE	OF SCHEDULE	RPI	RPI	RPI	RPI
DIV. I ONLY	11- 20	255	2- 8	201	274	268	268	24	24	
DIV. I NON-CONF.	4- 7	224	0- 0	171	219	242	242	25	25	
TOTALS	RPI 1-25	RPI 26-50	W-L RECORDS	RPI 51-100	RPI 101-150	RPI 150+				
11- 20	0- 1	0- 0	OVERALL	0- 4	0- 4	11- 11				
8- 8	0- 1	0- 0	HOME	0- 1	0- 2	8- 4				
3- 12	0- 0	0- 0	AWAY	0- 3	0- 2	3- 7				
0- 0	0- 0	0- 0	NEUTRAL	0- 0	0- 0	0- 0				
4- 7	0- 1	0- 0	NON-CONFERENCE	0- 1	0- 2	4- 3				
3- 3	0- 1	0- 0	HOME	0- 0	0- 1	3- 1				
1- 4	0- 0	0- 0	AWAY	0- 1	0- 1	1- 2				
0- 0	0- 0	0- 0	NEUTRAL	0- 0	0- 0	0- 0				
7- 13	0- 0	0- 0	CONFERENCE	0- 3	0- 2	7- 8				
5- 5	0- 0	0- 0	HOME	0- 1	0- 1	5- 3				
2- 8	0- 0	0- 0	AWAY	0- 2	0- 1	2- 5				
0- 0	0- 0	0- 0	NEUTRAL	0- 0	0- 0	0- 0				

RPI 1-25				RPI 26-50				RPI 51-100				RPI 101+ Team's RPI: 268			
RPI	S	Opponent	Score	RPI	S	Opponent	Score	RPI	S	Opponent	Score	RPI	S	Opponent	Score
16	H	Maryland	60 79					52	A	George Washington	64 74	125	A	Cornell	50 58
								71	A	Bucknell	39 57	135	H	Delaware	45 47
								71	A	Bucknell	72 75	137	A	Navy	51 77
								71	H	Bucknell	66 72	137	H	Navy	43 55
												157	A	Army West Point	48 67
												157	H	Army West Point	71 62
												162	A	Pittsburgh	44 74
												165	A	Fairfield	57 58
												188	A	American	59 66
												188	H	American	45 60
												194	H	Columbia	53 65
												210	A	UMBC	70 65
												225	A	Boston U.	58 61
												225	H	Boston U.	55 67
												274	A	Colgate	62 76
												274	H	Colgate	87 77
												288	H	Mt. St. Mary's	58 53
												299	H	Lipscomb	74 30
												300	A	Lafayette	60 55
												300	H	Lafayette	75 47
												306	A	Lehigh	69 86
												306	H	Lehigh	78 50
												306	H	Lehigh	62 58
												317	A	Holy Cross	56 37
												317	H	Holy Cross	58 59
												325	H	St. Francis Brooklyn	69 60
LAST 12 Division I GAMES:															
				71	A	Bucknell	72 75					71	A	Bucknell	39 57
				306	H	Lehigh	78 50					225	H	Boston U.	55 67
				317	A	Holy Cross	56 37					137	H	Navy	43 55
				188	A	American	59 66					157	A	Army West Point	48 67
				317	H	Holy Cross	58 59					306	A	Lehigh	69 86
				274	A	Colgate	62 76					300	H	Lafayette	75 47

Non-Div I Games:

Loyola Maryland

Loss, Non-Conf, S Site, H Home A Away N Neutral

Average RPI Win:	239	WON-LOST	WINNING	LAST 10	STRENGTH OF	OPP. STRENGTH	TEAM	ADJ.	CONF.	ADJ CONF.
Average RPI Loss:	128	RECORD	PCT. RANK	GAMES	SCHEDULE	OF SCHEDULE	RPI	RPI	RPI	RPI
DIV. I ONLY	14- 16	193	5- 5	222	169	202	202	14	14	
DIV. I NON-CONF.	5- 6	186	0- 0	219	250	212	212	13	13	
TOTALS	RPI 1-25	RPI 26-50	W-L RECORDS	RPI 51-100	RPI 101-150	RPI 150+				
14- 16	0- 0	0- 0	OVERALL	1- 6	1- 6	12- 4				
9- 6	0- 0	0- 0	HOME	1- 3	1- 2	7- 1				
5- 9	0- 0	0- 0	AWAY	0- 1	0- 0	5- 1				
0- 1	0- 0	0- 0	NEUTRAL	0- 0	0- 1	0- 0				
5- 6	0- 0	0- 0	NON-CONFERENCE	0- 3	0- 2	5- 1				
2- 4	0- 0	0- 0	HOME	0- 2	0- 1	2- 1				
3- 2	0- 0	0- 0	AWAY	0- 1	0- 1	3- 0				
0- 0	0- 0	0- 0	NEUTRAL	0- 0	0- 0	0- 0				
9- 10	0- 0	0- 0	CONFERENCE	1- 3	1- 4	7- 3				
7- 2	0- 0	0- 0	HOME	1- 1	1- 1	5- 0				
2- 7	0- 0	0- 0	AWAY	0- 2	0- 2	2- 3				
0- 1	0- 0	0- 0	NEUTRAL	0- 0	0- 1	0- 0				

RPI 1-25			RPI 26-50			RPI 51-100			RPI 101+ Team's RPI: 202		
RPI	S	Opponent	Score	RPI	S	Opponent	Score	RPI	S	Opponent	Score
						58 H Belmont	72 79	102 A Washington St.		45 92	
						63 A Gonzaga	61 73	109 A St. Mary's (CA)		59 74	
						63 H Gonzaga	56 80	109 H St. Mary's (CA)		72 57	
						80 A Oklahoma St.	58 66	121 H Long Beach St.		78 81	
						88 A BYU	59 76	138 A San Francisco		73 89	
						88 H BYU	77 74	138 H San Francisco		72 79	
						93 H Saint Louis	76 90	138 N San Francisco		67 80	
								163 A Santa Clara		64 71	
								163 H Santa Clara		61 50	
								186 H UC Riverside		72 75	
								214 H UC Santa Barbara		57 55	
								217 A Seattle U		62 59	
								223 A San Diego		58 61	
								223 H San Diego		63 55	
								244 A Pacific		65 52	
								244 H Pacific		75 64	
								269 A San Diego St.		60 53	
								277 A Portland		56 71	
								277 H Portland		69 54	
								312 A Pepperdine		87 78	
								312 H Pepperdine		72 60	
								326 H UC Irvine		58 39	
								346 A Cal St. Fullerton		77 62	
LAST 12 Division I GAMES:											
						138 N San Francisco	67 80	63 A Gonzaga		61 73	
						244 H Pacific	75 64	138 H San Francisco		72 79	
						138 A San Francisco	73 89	223 H San Diego		63 55	
						312 A Pepperdine	87 78	88 H BYU		77 74	
						109 H St. Mary's (CA)	72 57	244 A Pacific		65 52	
						277 A Portland	56 71	163 H Santa Clara		61 50	

Non-Div I Games:

Loyola Marymount

■ Loss,
 ■ Non-Conf,
 ■ S Site,
 ■ H Home
 ■ A Away
 N Neutral

Average RPI Win:	204	WON-LOST	WINNING	LAST 10	STRENGTH OF	OPP. STRENGTH	TEAM	ADJ.	CONF.	ADJ CONF.
Average RPI Loss:	121	RECORD	PCT. RANK	GAMES	SCHEDULE	OF SCHEDULE	RPI	RPI	RPI	RPI
DIV. I ONLY	18- 15	150	7- 3	118	132	124	124	22	22	
DIV. I NON-CONF.	7- 8	181	0- 0	74	24	97	97	22	22	
TOTALS	RPI 1-25	RPI 26-50	W-L RECORDS	RPI 51-100	RPI 101-150	RPI 150+				
18- 15	0- 3	0- 1	OVERALL	3- 3	1- 2	14- 6				
10- 2	0- 1	0- 0	HOME	1- 1	1- 0	8- 0				
3- 12	0- 2	0- 1	AWAY	0- 2	0- 2	3- 5				
5- 1	0- 0	0- 0	NEUTRAL	2- 0	0- 0	3- 1				
7- 8	0- 3	0- 1	NON-CONFERENCE	2- 1	0- 1	5- 2				
3- 1	0- 1	0- 0	HOME	1- 0	0- 0	2- 0				
1- 6	0- 2	0- 1	AWAY	0- 1	0- 1	1- 1				
3- 1	0- 0	0- 0	NEUTRAL	1- 0	0- 0	2- 1				
11- 7	0- 0	0- 0	CONFERENCE	1- 2	1- 1	9- 4				
7- 1	0- 0	0- 0	HOME	0- 1	1- 0	6- 0				
2- 6	0- 0	0- 0	AWAY	0- 1	0- 1	2- 4				
2- 0	0- 0	0- 0	NEUTRAL	1- 0	0- 0	1- 0				

RPI 1-25				RPI 26-50				RPI 51-100				RPI 101+ Team's RPI: 124			
RPI	S	Opponent	Score	RPI	S	Opponent	Score	RPI	S	Opponent	Score	RPI	S	Opponent	Score
3	A	South Carolina	42 79	43	A	Harvard	62 69	57	H	Purdue	67 47	113	A	Clemson	61 69
5	H	Mississippi St.	43 87					65	N	Chattanooga	49 39	114	A	Albany (NY)	60 64
15	A	Miami (FL)	51 76					75	A	Tulane	62 77	114	H	Albany (NY)	84 71
								76	A	New Hampshire	44 50	152	H	Northeastern	68 49
								76	H	New Hampshire	57 65	168	N	Hampton	49 58
								76	N	New Hampshire	61 52	175	A	Boston College	53 64
												181	A	Hartford	66 60
												181	H	Hartford	73 62
												201	N	ETSU	61 48
												210	A	UMBC	62 66
												210	H	UMBC	72 40
												212	A	Binghamton	52 58
												212	H	Binghamton	62 49
												212	N	Binghamton	57 40
												216	H	Dartmouth	60 55
												245	A	Bryant	77 52
												259	A	Stony Brook	41 55
												259	H	Stony Brook	78 71
												275	A	Vermont	52 55
												275	H	Vermont	59 43
												327	N	Saint Peter's	59 43
												344	A	UMass Lowell	65 44
												344	H	UMass Lowell	76 50
LAST 12 Division I GAMES:															
		76 N New Hampshire	61 52			344 H UMass Lowell	76 50								
		212 N Binghamton	57 40			181 A Hartford	66 60								
		212 H Binghamton	62 49			210 A UMBC	62 66								
		114 A Albany (NY)	60 64			275 H Vermont	59 43								
		76 H New Hampshire	57 65			212 A Binghamton	52 58								
		259 H Stony Brook	78 71			114 H Albany (NY)	84 71								

Non-Div I Games:

Maine

■ Loss,
 ■ Non-Conf,
 S Site,
 ■ Home
 ■ Away
 N Neutral

Manhattan

Manhattan

Manhattan

Marist

Through Games Of March 8, 2017

Average RPI Win: 238	WON-LOST	WINNING	LAST 10	STRENGTH OF	OPP. STRENGTH	TEAM	ADJ.	CONF.	ADJ CONF.
Average RPI Loss: 165	RECORD	PCT. RANK	GAMES	SCHEDULE	OF SCHEDULE	RPI	RPI	RPI	RPI
DIV. I ONLY	15- 17	192	5- 5	309	166	232	232	18	18
DIV. I NON-CONF.	3- 7	250	0- 0	327	101	305	305	17	17
TOTALS	RPI 1-25	RPI 26-50	W-L RECORDS	RPI 51-100	RPI 101-150	RPI 150+			
15- 17	0- 1	0- 3	OVERALL	0- 0	1- 3	14- 10			
5- 8	0- 1	0- 1	HOME	0- 0	0- 2	5- 4			
8- 6	0- 0	0- 1	AWAY	0- 0	1- 1	7- 4			
2- 3	0- 0	0- 1	NEUTRAL	0- 0	0- 0	2- 2			
3- 7	0- 1	0- 1	NON-CONFERENCE	0- 0	0- 0	3- 5			
1- 2	0- 1	0- 0	HOME	0- 0	0- 0	1- 1			
1- 3	0- 0	0- 0	AWAY	0- 0	0- 0	1- 3			
1- 2	0- 0	0- 1	NEUTRAL	0- 0	0- 0	1- 1			
12- 10	0- 0	0- 2	CONFERENCE	0- 0	1- 3	11- 5			
4- 6	0- 0	0- 1	HOME	0- 0	0- 2	4- 3			
7- 3	0- 0	0- 1	AWAY	0- 0	1- 1	6- 1			
1- 1	0- 0	0- 0	NEUTRAL	0- 0	0- 0	1- 1			

RPI 1-25				RPI 26-50				RPI 51-100				RPI 101+ Team's RPI: 232			
RPI	S	Opponent	Score	RPI	S	Opponent	Score	RPI	S	Opponent	Score	RPI	S	Opponent	Score
24	H	Creighton	50 72	33	A	Quinnipiac	57 79					106	A	Rider	46 65
				33	H	Quinnipiac	36 70					106	H	Rider	56 69
				46	N	Auburn	51 52					147	A	Iona	68 62
												147	H	Iona	37 48
												165	A	Fairfield	68 62
												165	H	Fairfield	71 55
												165	N	Fairfield	44 61
												170	N	East Carolina	68 70
												176	A	Siena	70 59
												176	H	Siena	68 69
												178	A	Hofstra	42 62
												198	H	Seton Hall	63 76
												216	A	Dartmouth	66 61
												219	A	Monmouth	69 79
												219	H	Monmouth	76 66
												225	H	Boston U.	76 57
												253	A	Canisius	85 74
												253	H	Canisius	67 60
												265	A	Niagara	60 58
												265	H	Niagara	53 68
												278	N	N.C. A&T	69 64
												279	A	Manhattan	62 47
												279	H	Manhattan	81 76
												302	A	Rhode Island	61 82
												317	A	Holy Cross	46 50
												327	A	Saint Peter's	66 58
LAST 12 Division I GAMES:															
				165	N	Fairfield	44 61					106	A	Rider	46 65
				327	N	Saint Peter's	71 60					265	H	Niagara	53 68
				279	H	Manhattan	81 76					33	A	Quinnipiac	57 79
				33	H	Quinnipiac	36 70					327	A	Saint Peter's	66 58
				219	H	Monmouth	76 66					176	A	Siena	70 59
				165	A	Fairfield	68 62					253	H	Canisius	67 60

Non-Div I Games:

Marist

■ Loss,
 ■ Non-Conf,
 ■ S Site,
 ■ H Home
 ■ A Away
 N Neutral

M
a
r
i
s
t

RPI S Opponent Marist Score

Through Games Of March 8, 2017

RPI	S	Opponent	Score	
327	H	Saint Peter's	69	73
327	N	Saint Peter's	71	60

M
a
r
i
s
t

Marist

Average RPI Win: 135		WON-LOST	WINNING	LAST 10	STRENGTH OF	OPP. STRENGTH	TEAM	ADJ.	CONF.	ADJ CONF.
Average RPI Loss: 81		RECORD	PCT. RANK	GAMES	SCHEDULE	OF SCHEDULE	RPI	RPI	RPI	RPI
DIV. I ONLY		25- 7	29	9- 1	54	74	27	27	7	7
DIV. I NON-CONF.		9- 2	37	0- 0	86	89	44	44	7	7
TOTALS		RPI 1-25	RPI 26-50		W-L RECORDS		RPI 51-100	RPI 101-150		RPI 150+
25- 7	5- 2	1- 1		OVERALL		6- 2	1- 0		12- 2	
16- 3	3- 1	1- 1		HOME		4- 1	1- 0		7- 0	
9- 3	2- 1	0- 0		AWAY		2- 1	0- 0		5- 1	
0- 1	0- 0	0- 0		NEUTRAL		0- 0	0- 0		0- 1	
9- 2	1- 0	1- 1		NON-CONFERENCE		1- 0	1- 0		5- 1	
6- 1	0- 0	1- 1		HOME		1- 0	1- 0		3- 0	
3- 0	1- 0	0- 0		AWAY		0- 0	0- 0		2- 0	
0- 1	0- 0	0- 0		NEUTRAL		0- 0	0- 0		0- 1	
16- 5	4- 2	0- 0		CONFERENCE		5- 2	0- 0		7- 1	
10- 2	3- 1	0- 0		HOME		3- 1	0- 0		4- 0	
6- 3	1- 1	0- 0		AWAY		2- 1	0- 0		3- 1	
0- 0	0- 0	0- 0		NEUTRAL		0- 0	0- 0		0- 0	

RPI 1-25				RPI 26-50				Team's RPI: 27	RPI 51-100				RPI 101+			
RPI	S	Opponent	Score	RPI	S	Opponent	Score		RPI	S	Opponent	Score	RPI	S	Opponent	Score
4	A	Oregon St.	74 73	26	H	Green Bay	63 78		61	H	Western Ill.	77 61	146	H	Milwaukee	85 74
17	A	DePaul	102 101	34	H	Arizona St.	75 63		66	A	Villanova	77 71	151	H	New Mexico	62 52
17	H	DePaul	86 78						66	H	Villanova	62 53	163	N	Santa Clara	62 65
17	H	DePaul	96 81						67	A	Georgetown	84 77	195	A	Providence	64 66
24	A	Creighton	77 80						67	H	Georgetown	80 66	195	H	Providence	79 74
24	H	Creighton	63 83						67	H	Georgetown	80 70	198	A	Seton Hall	83 77
24	H	Creighton	72 65						69	A	St. John's (NY)	64 70	198	H	Seton Hall	103 60
									69	H	St. John's (NY)	72 82	204	A	Xavier	86 71
													204	H	Xavier	85 61
													211	A	Wisconsin	81 75
													242	H	Saint Francis (PA)	104 91
													244	A	Pacific	89 75
													260	A	Butler	72 66
													260	H	Butler	91 53
													343	H	Longwood	87 37
LAST 12 Division I GAMES:																
17	H	DePaul	86 78	204	A	Xavier	86 71									
24	H	Creighton	72 65	260	A	Butler	72 66									
67	H	Georgetown	80 66	69	H	St. John's (NY)	72 82									
66	H	Villanova	62 53	198	H	Seton Hall	103 60									
67	H	Georgetown	80 70	24	A	Creighton	77 80									
17	H	DePaul	96 81	195	A	Providence	64 66									

Non-Div I Games:

Marquette

■ Loss,
■ Non-Conf,
■ S Site,
■ H Home
■ A Away
N Neutral

Marshall

Through Games Of March 8, 2017

Average RPI Win:	273	WON-LOST	WINNING	LAST 10	STRENGTH OF	OPP. STRENGTH	TEAM	ADJ.	CONF.	ADJ CONF.
Average RPI Loss:	130	RECORD	PCT. RANK	GAMES	SCHEDULE	OF SCHEDULE	RPI	RPI	RPI	RPI
DIV. I ONLY	11- 17	234	1- 9	214	195	248	248	15	15	
DIV. I NON-CONF.	6- 3	97	0- 0	341	318	220	220	16	16	
TOTALS	RPI 1-25	RPI 26-50	W-L RECORDS	RPI 51-100	RPI 101-150	RPI 150+				
11- 17	0- 0	0- 2	OVERALL	0- 3	0- 8	11- 4				
7- 6	0- 0	0- 1	HOME	0- 1	0- 4	7- 0				
3- 9	0- 0	0- 1	AWAY	0- 2	0- 3	3- 3				
1- 2	0- 0	0- 0	NEUTRAL	0- 0	0- 1	1- 1				
6- 3	0- 0	0- 0	NON-CONFERENCE	0- 1	0- 1	6- 1				
4- 0	0- 0	0- 0	HOME	0- 0	0- 0	4- 0				
1- 2	0- 0	0- 0	AWAY	0- 1	0- 1	1- 0				
1- 1	0- 0	0- 0	NEUTRAL	0- 0	0- 0	1- 1				
5- 14	0- 0	0- 2	CONFERENCE	0- 2	0- 7	5- 3				
3- 6	0- 0	0- 1	HOME	0- 1	0- 4	3- 0				
2- 7	0- 0	0- 1	AWAY	0- 1	0- 2	2- 3				
0- 1	0- 0	0- 0	NEUTRAL	0- 0	0- 1	0- 0				

RPI 1-25				RPI 26-50				RPI 51-100				RPI 101+				Team's RPI: 248	
RPI	S	Opponent	Score	RPI	S	Opponent	Score	RPI	S	Opponent	Score	RPI	S	Opponent	Score		
				40	A	Western Ky.	57 73	83	A	Middle Tenn.	69 94	110	A	Charlotte	77 93		
				40	H	Western Ky.	64 78	83	H	Middle Tenn.	63 72	110	H	Charlotte	75 89		
								85	A	Penn St.	80 82	110	N	Charlotte	66 71		
												116	H	Southern Miss.	78 82		
												118	A	North Carolina	53 75		
												130	A	Old Dominion	69 73		
												130	H	Old Dominion	85 94		
												144	H	Louisiana Tech	54 72		
												155	A	Rice	74 84		
												183	A	North Texas	60 57		
												184	A	UTSA	88 81		
												189	A	UAB	55 71		
												189	H	UAB	61 58		
												208	A	Illinois	55 53		
												254	H	Coastal Caro.	84 66		
												266	N	Prairie View	68 78		
												303	A	UTEP	74 84		
												308	H	FIU	70 52		
												330	H	Morgan St.	62 43		
												331	H	Florida A&M	77 67		
												337	H	Fla. Atlantic	76 53		
												340	N	Sam Houston St.	73 50		
												343	H	Longwood	70 50		
LAST 12 Division I GAMES:																	
				110	N	Charlotte	66 71	189	A	UAB	55 71						
				183	A	North Texas	60 57	40	H	Western Ky.	64 78						
				155	A	Rice	74 84	144	H	Louisiana Tech	54 72						
				110	H	Charlotte	75 89	116	H	Southern Miss.	78 82						
				130	H	Old Dominion	85 94	303	A	UTEP	74 84						
				83	A	Middle Tenn.	69 94	184	A	UTSA	88 81						

Non-Div I Games: Me.-Fort Kent 136 62 Bluefield Col. 77 35

Marshall

Loss, Non-Conf, S Site, H Home A Away N Neutral

Maryland

Through Games Of March 8, 2017

Average RPI Win:	143	WON-LOST	WINNING	LAST 10	STRENGTH OF	OPP. STRENGTH	TEAM	ADJ.	CONF.	ADJ CONF.
Average RPI Loss:	13	RECORD	PCT. RANK	GAMES	SCHEDULE	OF SCHEDULE	RPI	RPI	RPI	RPI
DIV. I ONLY	30- 2	2	9- 1	115	46	16	16	6	6	
DIV. I NON-CONF.	12- 1	7	0- 0	234	65	54	54	6	6	
TOTALS	RPI 1-25	RPI 26-50	W-L RECORDS	RPI 51-100	RPI 101-150	RPI 150+				
30- 2	1- 2	5- 0	OVERALL	9- 0	2- 0	13- 0				
14- 1	0- 1	1- 0	HOME	4- 0	0- 0	9- 0				
11- 1	1- 1	2- 0	AWAY	3- 0	1- 0	4- 0				
5- 0	0- 0	2- 0	NEUTRAL	2- 0	1- 0	0- 0				
12- 1	1- 1	1- 0	NON-CONFERENCE	0- 0	2- 0	8- 0				
6- 1	0- 1	0- 0	HOME	0- 0	0- 0	6- 0				
4- 0	1- 0	0- 0	AWAY	0- 0	1- 0	2- 0				
2- 0	0- 0	1- 0	NEUTRAL	0- 0	1- 0	0- 0				
18- 1	0- 1	4- 0	CONFERENCE	9- 0	0- 0	5- 0				
8- 0	0- 0	1- 0	HOME	4- 0	0- 0	3- 0				
7- 1	0- 1	2- 0	AWAY	3- 0	0- 0	2- 0				
3- 0	0- 0	1- 0	NEUTRAL	2- 0	0- 0	0- 0				

RPI 1-25				RPI 26-50				RPI 51-100				RPI 101+			
RPI	S	Opponent	Score	RPI	S	Opponent	Score	RPI	S	Opponent	Score	RPI	S	Opponent	Score
1	H	UConn	81 87	34	N	Arizona St.	83 42	57	A	Purdue	85 70	102	N	Washington St.	79 69
11	A	Louisville	78 72	42	A	Michigan St.	89 72	57	N	Purdue	74 64	122	A	Duquesne	77 57
25	A	Ohio St.	87 98	42	N	Michigan St.	100 89	64	A	Iowa	98 82	196	A	Nebraska	93 49
				47	H	Michigan	83 70	64	H	Iowa	100 81	208	A	Illinois	94 49
				49	A	Indiana	92 56	68	H	Northwestern	96 65	208	H	Illinois	84 59
								72	A	Minnesota	83 72	209	H	Towson	97 63
								72	H	Minnesota	93 60	210	H	UMBC	92 42
								72	N	Minnesota	92 80	211	H	Wisconsin	89 40
								85	H	Penn St.	89 83	226	H	Rutgers	80 71
												258	H	UMES	106 61
												265	A	Niagara	96 64
												268	A	Loyola Maryland	79 60
												288	H	Mt. St. Mary's	106 42
												327	H	Saint Peter's	101 49
												344	H	UMass Lowell	100 44
LAST 12 Division I GAMES:															
				57	N	Purdue	74 64	42	A	Michigan St.	89 72				
				42	N	Michigan St.	100 89	208	H	Illinois	84 59				
				72	N	Minnesota	92 80	49	A	Indiana	92 56				
				72	H	Minnesota	93 60	57	A	Purdue	85 70				
				25	A	Ohio St.	87 98	64	H	Iowa	100 81				
				211	H	Wisconsin	89 40	208	A	Illinois	94 49				

Non-Div I Games:

Maryland

Loss, Non-Conf, S Site, H Home A Away N Neutral

Massachusetts

Through Games Of March 8, 2017

Average RPI Win:	274	WON-LOST	WINNING	LAST 10	STRENGTH OF	OPP. STRENGTH	TEAM	ADJ.	CONF.	ADJ CONF.
Average RPI Loss:	160	RECORD	PCT. RANK	GAMES	SCHEDULE	OF SCHEDULE	RPI	RPI	RPI	RPI
DIV. I ONLY	8- 21	288	1- 9	281	164	309	309	12	12	
DIV. I NON-CONF.	5- 7	205	1- 0	307	269	267	267	12	12	
TOTALS	RPI 1-25	RPI 26-50	W-L RECORDS	RPI 51-100	RPI 101-150	RPI 150+				
8- 21	0- 0	0- 1	OVERALL	0- 6	1- 3	7- 11				
6- 6	0- 0	0- 0	HOME	0- 2	1- 0	5- 4				
1- 14	0- 0	0- 0	AWAY	0- 1	0- 1	1- 2				
1- 1	0- 0	0- 0	NEUTRAL	0- 1	0- 0	1- 0				
5- 7	0- 0	0- 0	NON-CONFERENCE	0- 3	0- 0	5- 4				
4- 0	0- 0	0- 0	HOME	0- 0	0- 0	4- 0				
0- 6	0- 0	0- 0	AWAY	0- 2	0- 0	0- 4				
1- 1	0- 0	0- 0	NEUTRAL	0- 1	0- 0	1- 0				
3- 14	0- 0	0- 1	CONFERENCE	0- 3	1- 3	2- 7				
2- 6	0- 0	0- 0	HOME	0- 2	1- 0	1- 4				
1- 8	0- 0	0- 1	AWAY	0- 1	0- 3	1- 3				
0- 0	0- 0	0- 0	NEUTRAL	0- 0	0- 0	0- 0				

RPI 1-25				RPI 26-50				RPI 51-100				RPI 101+				Team's RPI: 309	
RPI	S	Opponent	Score	RPI	S	Opponent	Score	RPI	S	Opponent	Score	RPI	S	Opponent	Score		
				32	A	Dayton	65 77	52	H	George Washington	54 60	112	A	Saint Joseph's	50 81		
								64	A	Iowa	30 71	120	A	Fordham	43 74		
								79	N	Drexel	47 65	122	H	Duquesne	75 67		
								91	A	Buffalo	47 61	143	A	VCU	52 55		
								93	A	Saint Louis	51 91	171	A	La Salle	64 68		
								93	H	Saint Louis	60 81	171	H	La Salle	52 57		
												178	A	Hofstra	55 71		
												181	A	Hartford	56 75		
												193	H	George Mason	55 66		
												225	A	Boston U.	60 64		
												233	A	Richmond	45 56		
												245	H	Bryant	68 62		
												249	H	St. Bonaventure	38 55		
												276	A	Davidson	61 60		
												276	H	Davidson	59 63		
												302	A	Rhode Island	50 53		
												302	H	Rhode Island	68 67		
												304	H	North Dakota St.	70 58		
												305	H	Central Conn. St.	76 37		
												308	A	FIU	57 58		
												317	H	Holy Cross	69 66		
												324	N	Montana	59 58		
LAST 12 Division I GAMES:																	
				93	A	Saint Louis	51 91	276	H	Davidson	59 63						
				324	N	Montana	59 58	93	H	Saint Louis	60 81						
				302	A	Rhode Island	50 53	143	A	VCU	52 55						
				171	H	La Salle	52 57	171	A	La Salle	64 68						
				233	A	Richmond	45 56	52	H	George Washington	54 60						
				120	A	Fordham	43 74	249	H	St. Bonaventure	38 55						

Non-Div I Games: Merrimack 73 44

Massachusetts

Loss, Non-Conf, S Site, H Home A Away N Neutral

Average RPI Win: 321	WON-LOST	WINNING	LAST 10	STRENGTH OF	OPP. STRENGTH	TEAM	ADJ.	CONF.	ADJ CONF.
Average RPI Loss: 160	RECORD	PCT. RANK	GAMES	SCHEDULE	OF SCHEDULE	RPI	RPI	RPI	RPI
DIV. I ONLY	9- 16	249	3- 7	305	285	287	287	27	27
DIV. I NON-CONF.	1- 6	310	0- 0	247	76	308	308	27	27
TOTALS	RPI 1-25	RPI 26-50	W-L RECORDS	RPI 51-100	RPI 101-150	RPI 150+			
9- 16	0- 0	0- 0	OVERALL	0- 4	0- 5	9- 7			
5- 6	0- 0	0- 0	HOME	0- 2	0- 2	5- 2			
4- 8	0- 0	0- 0	AWAY	0- 2	0- 2	4- 4			
0- 2	0- 0	0- 0	NEUTRAL	0- 0	0- 1	0- 1			
1- 6	0- 0	0- 0	NON-CONFERENCE	0- 1	0- 2	1- 3			
0- 2	0- 0	0- 0	HOME	0- 0	0- 1	0- 1			
1- 2	0- 0	0- 0	AWAY	0- 1	0- 0	1- 1			
0- 2	0- 0	0- 0	NEUTRAL	0- 0	0- 1	0- 1			
8- 10	0- 0	0- 0	CONFERENCE	0- 3	0- 3	8- 4			
5- 4	0- 0	0- 0	HOME	0- 2	0- 1	5- 1			
3- 6	0- 0	0- 0	AWAY	0- 1	0- 2	3- 3			
0- 0	0- 0	0- 0	NEUTRAL	0- 0	0- 0	0- 0			

RPI 1-25			RPI 26-50			RPI 51-100			RPI 101+			Team's RPI: 287			
RPI	S	Opponent	Score	RPI	S	Opponent	Score	RPI	S	Opponent	Score	RPI	S	Opponent	Score
								75	A	Tulane	65 82	107	A	Abilene Christian	65 77
								97	A	Central Ark.	52 67	132	A	Lamar University	57 79
								97	H	Central Ark.	49 72	132	H	Lamar University	67 83
								99	H	SFA	65 96	133	N	Alabama	63 84
												144	H	Louisiana Tech	56 66
												158	H	Louisiana	70 77
												162	N	Pittsburgh	65 71
												167	A	TCU	70 74
												221	A	New Orleans	85 92
												221	H	New Orleans	59 71
												284	A	A&M-Corpus Christi	66 77
												289	H	Nicholls St.	59 52
												294	A	Northwestern St.	68 63
												294	H	Northwestern St.	68 52
												329	A	Southeastern La.	86 83
												332	A	La.-Monroe	78 52
												333	H	Incarnate Word	78 61
												338	A	Houston Baptist	68 72
												338	H	Houston Baptist	68 53
												340	A	Sam Houston St.	61 58
												340	H	Sam Houston St.	79 56
LAST 12 Division I GAMES:															
				132	H	Lamar University	67 83					333	H	Incarnate Word	78 61
				340	A	Sam Houston St.	61 58					132	A	Lamar University	57 79
				284	A	A&M-Corpus Christi	66 77					97	H	Central Ark.	49 72
				338	A	Houston Baptist	68 72					107	A	Abilene Christian	65 77
				289	H	Nicholls St.	59 52					221	H	New Orleans	59 71
				221	A	New Orleans	85 92					294	H	Northwestern St.	68 52

Non-Div I Games: LSU-Alexandria 100 66 Louisiana Col. 88 47 Southern-N.O. 94 65 Wiley 72 56
McNeese

Loss, Non-Conf, S Site, H Home A Away N Neutral

Average RPI Win:	156	WON-LOST	WINNING	LAST 10	STRENGTH OF	OPP. STRENGTH	TEAM	ADJ.	CONF.	ADJ CONF.
Average RPI Loss:	125	RECORD	PCT. RANK	GAMES	SCHEDULE	OF SCHEDULE	RPI	RPI	RPI	RPI
DIV. I ONLY	14- 16	193	5- 5	114	77	166	166	5	5	
DIV. I NON-CONF.	7- 6	157	0- 0	282	171	224	224	5	5	
TOTALS	RPI 1-25	RPI 26-50	W-L RECORDS	RPI 51-100	RPI 101-150	RPI 150+				
14- 16	0- 3	1- 2	OVERALL	4- 2	2- 2	7- 7				
11- 5	0- 1	1- 1	HOME	2- 1	2- 0	6- 2				
3- 9	0- 2	0- 1	AWAY	2- 1	0- 1	1- 4				
0- 2	0- 0	0- 0	NEUTRAL	0- 0	0- 1	0- 1				
7- 6	0- 0	0- 1	NON-CONFERENCE	0- 0	2- 0	5- 5				
6- 2	0- 0	0- 1	HOME	0- 0	2- 0	4- 1				
1- 3	0- 0	0- 0	AWAY	0- 0	0- 0	1- 3				
0- 1	0- 0	0- 0	NEUTRAL	0- 0	0- 0	0- 1				
7- 10	0- 3	1- 1	CONFERENCE	4- 2	0- 2	2- 2				
5- 3	0- 1	1- 0	HOME	2- 1	0- 0	2- 1				
2- 6	0- 2	0- 1	AWAY	2- 1	0- 1	0- 1				
0- 1	0- 0	0- 0	NEUTRAL	0- 0	0- 1	0- 0				

RPI	S	Opponent	Score	RPI	S	Opponent	Score	RPI	S	Opponent	Score	RPI	S	Opponent	Score	Team's RPI: 166
1	A	UConn	48 91	30	A	South Fla.	49 79	75	A	Tulane	55 52	111	H	Vanderbilt	75 59	
18	A	Temple	51 66	30	H	South Fla.	62 57	75	H	Tulane	57 56	142	A	Tulsa	52 57	
18	H	Temple	67 73	45	H	Little Rock	44 54	94	A	UCF	65 62	142	N	Tulsa	55 60	
								94	H	UCF	65 59	144	H	Louisiana Tech	56 54	
								100	A	SMU	44 53	154	H	Missouri St.	69 60	
								100	H	SMU	39 60	170	H	East Carolina	72 50	
												172	A	Southern Ill.	61 69	
												173	N	Arkansas	61 91	
												174	H	Houston	66 65	
												180	A	Cincinnati	57 68	
												180	H	Cincinnati	59 66	
												187	H	Kansas	58 68	
												208	A	Illinois	64 54	
												230	A	Samford	42 48	
												267	H	Southeast Mo. St.	65 63	
												283	A	Nevada	67 75	
												289	H	Nicholls St.	73 62	
												294	H	Northwestern St.	54 38	
LAST 12 Division I GAMES:																
142	N	Tulsa	55 60	75	A	Tulane	55 52									
75	H	Tulane	57 56	30	H	South Fla.	62 57									
1	A	UConn	48 91	100	A	SMU	44 53									
100	H	SMU	39 60	94	H	UCF	65 59									
180	A	Cincinnati	57 68	174	H	Houston	66 65									
170	H	East Carolina	72 50	18	A	Temple	51 66									

Non-Div I Games:

Memphis

■ Loss,
■ Non-Conf,
■ S Site,
■ Home
■ A Away
N Neutral

Average RPI Win:	242	WON-LOST	WINNING	LAST 10	STRENGTH OF	OPP. STRENGTH	TEAM	ADJ.	CONF.	ADJ CONF.
Average RPI Loss:	59	RECORD	PCT. RANK	GAMES	SCHEDULE	OF SCHEDULE	RPI	RPI	RPI	RPI
DIV. I ONLY	22- 6	27	8- 2	292	141	92	92	17	17	
DIV. I NON-CONF.	8- 3	67	0- 0	328	71	135	135	20	20	
TOTALS	RPI 1-25	RPI 26-50	W-L RECORDS	RPI 51-100	RPI 101-150	RPI 150+				
22- 6	0- 1	0- 0	OVERALL	0- 5	0- 0	22- 0				
9- 2	0- 1	0- 0	HOME	0- 1	0- 0	9- 0				
11- 3	0- 0	0- 0	AWAY	0- 3	0- 0	11- 0				
2- 1	0- 0	0- 0	NEUTRAL	0- 1	0- 0	2- 0				
8- 3	0- 1	0- 0	NON-CONFERENCE	0- 2	0- 0	8- 0				
3- 1	0- 1	0- 0	HOME	0- 0	0- 0	3- 0				
5- 2	0- 0	0- 0	AWAY	0- 2	0- 0	5- 0				
0- 0	0- 0	0- 0	NEUTRAL	0- 0	0- 0	0- 0				
14- 3	0- 0	0- 0	CONFERENCE	0- 3	0- 0	14- 0				
6- 1	0- 0	0- 0	HOME	0- 1	0- 0	6- 0				
6- 1	0- 0	0- 0	AWAY	0- 1	0- 0	6- 0				
2- 1	0- 0	0- 0	NEUTRAL	0- 1	0- 0	2- 0				

RPI 1-25				RPI 26-50				RPI 51-100				Team's RPI: 92	RPI 101+			
RPI	S	Opponent	Score	RPI	S	Opponent	Score	RPI	S	Opponent	Score		RPI	S	Opponent	Score
12	H	Florida St.	40 83					60	A	Georgia Tech	50 70		174	A	Houston	64 60
								65	A	Chattanooga	50 70		191	H	Campbell	76 60
								65	H	Chattanooga	56 74		199	A	UNCG	77 64
								65	N	Chattanooga	59 61		199	H	UNCG	58 47
								86	A	Georgia	64 72		201	A	ETSU	71 56
													201	H	ETSU	72 55
													208	A	Illinois	51 33
													230	A	Samford	76 68
													230	H	Samford	59 49
													230	N	Samford	63 52
													239	A	Wofford	61 46
													239	H	Wofford	54 39
													239	N	Wofford	67 42
													250	A	Ga. Southern	77 56
													257	A	Furman	68 47
													257	H	Furman	76 52
													271	H	Kennesaw St.	61 46
													276	A	Davidson	67 60
													280	A	Western Caro.	59 57
													280	H	Western Caro.	84 53
													337	H	Fla. Atlantic	74 57
													342	A	Winthrop	71 48
LAST 12 Division I GAMES:																
				65	N	Chattanooga	59 61	199	H	UNCG	58 47					
				230	N	Samford	63 52	280	H	Western Caro.	84 53					
				239	N	Wofford	67 42	201	A	ETSU	71 56					
				230	A	Samford	76 68	65	A	Chattanooga	50 70					
				257	A	Furman	68 47	230	H	Samford	59 49					
				239	A	Wofford	61 46	239	H	Wofford	54 39					

Non-Div I Games: West Ga. 67 36 Paine 93 50 Emmanuel (GA) 84 70

Mercer

Loss, Non-Conf, S Site, H Home A Away N Neutral

Average RPI Win: 126		WON-LOST	WINNING	LAST 10	STRENGTH OF	OPP. STRENGTH	TEAM	ADJ.	CONF.	ADJ CONF.
Average RPI Loss: 12		RECORD	PCT. RANK	GAMES	SCHEDULE	OF SCHEDULE	RPI	RPI	RPI	RPI
DIV. I ONLY		23- 8	43	7- 3	19	21	15	15	3	3
DIV. I NON-CONF.		11- 1	12	0- 0	128	66	16	16	4	4
TOTALS		RPI 1-25	RPI 26-50		W-L RECORDS		RPI 51-100	RPI 101-150	RPI 150+	
23- 8	2- 7	1- 1		OVERALL		5- 0	9- 0	6- 0		
13- 2	0- 2	0- 0		HOME		2- 0	7- 0	4- 0		
7- 5	1- 4	1- 1		AWAY		2- 0	1- 0	2- 0		
3- 1	1- 1	0- 0		NEUTRAL		1- 0	1- 0	0- 0		
11- 1	1- 1	0- 0		NON-CONFERENCE		1- 0	5- 0	4- 0		
7- 0	0- 0	0- 0		HOME		0- 0	4- 0	3- 0		
3- 1	1- 1	0- 0		AWAY		1- 0	0- 0	1- 0		
1- 0	0- 0	0- 0		NEUTRAL		0- 0	1- 0	0- 0		
12- 7	1- 6	1- 1		CONFERENCE		4- 0	4- 0	2- 0		
6- 2	0- 2	0- 0		HOME		2- 0	3- 0	1- 0		
4- 4	0- 3	1- 1		AWAY		1- 0	1- 0	1- 0		
2- 1	1- 1	0- 0		NEUTRAL		1- 0	0- 0	0- 0		

RPI 1-25				Team's RPI: 15		RPI 26-50				RPI 51-100				RPI 101+			
RPI	S	Opponent	Score	RPI	S	Opponent	Score	RPI	S	Opponent	Score	RPI	S	Opponent	Score		
2	H	Notre Dame	55 67	31	A	Syracuse	48 81	51	H	Virginia	63 52	103	H	Texas Tech	74 56		
8	A	Duke	70 83	38	A	North Carolina St.	67 64	60	H	Georgia Tech	75 70	105	A	Virginia Tech	79 69		
8	N	Duke	52 57					60	N	Georgia Tech	87 71	105	H	Virginia Tech	82 75		
11	A	Louisville	59 63					69	A	St. John's (NY)	62 50	110	H	Charlotte	80 46		
12	A	Florida St.	71 80					87	A	Wake Forest	79 56	113	H	Clemson	81 57		
12	H	Florida St.	66 81									114	N	Albany (NY)	77 53		
12	N	Florida St.	56 54									118	H	North Carolina	100 88		
14	A	Kentucky	66 82									124	H	Maine	76 51		
25	A	Ohio St.	94 89									130	H	Old Dominion	66 56		
												162	A	Pittsburgh	82 50		
												175	H	Boston College	58 51		
												205	H	Grambling	89 61		
												291	H	Coppin St.	75 35		
												308	A	FIU	69 49		
												323	H	Loyola Chicago	81 43		
LAST 12 Division I GAMES:																	
		8 N Duke	52 57			113 H Clemson	81 57										
		12 N Florida St.	56 54			51 H Virginia	63 52										
		60 N Georgia Tech	87 71			12 A Florida St.	71 80										
		60 H Georgia Tech	75 70			87 A Wake Forest	79 56										
		105 A Virginia Tech	79 69			175 H Boston College	58 51										
		8 A Duke	70 83			118 H North Carolina	100 88										

Non-Div I Games:

Miami (FL)

■ Loss, ■ Non-Conf, S Site, H Home A Away N Neutral

RPI 1-25				RPI 26-50				RPI 51-100				RPI 101+				Team's RPI: 247
RPI	S	Opponent	Score	RPI	S	Opponent	Score	RPI	S	Opponent	Score	RPI	S	Opponent	Score	
				44	A	Central Mich.	61 80	56	A	Toledo	50 64	119	H	Ball St.	60 81	
								62	H	IUPUI	53 65	141	A	Wright St.	57 65	
								70	A	Ohio	63 77	160	A	Western Mich.	66 73	
								70	H	Ohio	62 79	160	H	Western Mich.	60 85	
								81	A	Northern Ill.	76 89	171	N	La Salle	70 79	
								81	H	Northern Ill.	61 63	177	A	Morehead St.	43 77	
								91	A	Buffalo	45 71	180	H	Cincinnati	43 49	
								91	H	Buffalo	51 68	195	N	Providence	59 75	
								96	A	Kent St.	66 84	234	H	Indiana St.	54 62	
								96	H	Kent St.	51 78	236	A	Akron	66 62	
												236	H	Akron	54 49	
												256	A	Bowling Green	75 65	
												256	H	Bowling Green	59 61	
												262	A	Austin Peay	73 58	
												270	N	Eastern Ky.	65 54	
												282	A	Eastern Mich.	79 63	
												282	H	Eastern Mich.	72 61	
												296	A	Northern Ky.	60 50	
												316	N	Fort Wayne	69 47	
LAST 12 Division I GAMES:																
				160	A	Western Mich.	66 73	81	H	Northern Ill.	61 63					
				256	A	Bowling Green	75 65	282	A	Eastern Mich.	79 63					
				96	H	Kent St.	51 78	236	H	Akron	54 49					
				70	A	Ohio	63 77	119	H	Ball St.	60 81					
				236	A	Akron	66 62	96	A	Kent St.	66 84					
				256	H	Bowling Green	59 61	70	H	Ohio	62 79					

Non-Div I Games:	Cedarville	70	57	Northwood	64	49
------------------	------------	----	----	-----------	----	----

Page 180

Michigan

Through Games Of March 8, 2017

Average RPI Win:	165	WON-LOST	WINNING	LAST 10	STRENGTH OF	OPP. STRENGTH	TEAM	ADJ.	CONF.	ADJ CONF.
Average RPI Loss:	54	RECORD	PCT. RANK	GAMES	SCHEDULE	OF SCHEDULE	RPI	RPI	RPI	RPI
DIV. I ONLY	22- 9	63	6- 4	98	75	47	47	6	6	
DIV. I NON-CONF.	11- 3	53	0- 0	130	146	51	51	6	6	
TOTALS	RPI 1-25	RPI 26-50	W-L RECORDS	RPI 51-100	RPI 101-150	RPI 150+				
22- 9	0- 4	1- 3	OVERALL	7- 1	0- 0	14- 1				
14- 1	0- 0	1- 1	HOME	4- 0	0- 0	9- 0				
6- 6	0- 3	0- 1	AWAY	2- 1	0- 0	4- 1				
2- 2	0- 1	0- 1	NEUTRAL	1- 0	0- 0	1- 0				
11- 3	0- 2	0- 0	NON-CONFERENCE	3- 0	0- 0	8- 1				
7- 0	0- 0	0- 0	HOME	1- 0	0- 0	6- 0				
2- 2	0- 1	0- 0	AWAY	1- 0	0- 0	1- 1				
2- 1	0- 1	0- 0	NEUTRAL	1- 0	0- 0	1- 0				
11- 6	0- 2	1- 3	CONFERENCE	4- 1	0- 0	6- 0				
7- 1	0- 0	1- 1	HOME	3- 0	0- 0	3- 0				
4- 4	0- 2	0- 1	AWAY	1- 1	0- 0	3- 0				
0- 1	0- 0	0- 1	NEUTRAL	0- 0	0- 0	0- 0				

RPI 1-25				RPI 26-50				Team's RPI: 47	RPI 51-100				RPI 101+			
RPI	S	Opponent	Score	RPI	S	Opponent	Score		RPI	S	Opponent	Score	RPI	S	Opponent	Score
10	A	UCLA	64 84	42	H	Michigan St.	68 86		57	A	Purdue	72 62	153	H	Oakland	101 63
12	N	Florida St.	62 76	42	N	Michigan St.	64 74		60	A	Georgia Tech	92 52	160	H	Western Mich.	66 40
16	A	Maryland	70 83	49	A	Indiana	61 72		63	N	Gonzaga	78 66	188	H	American	82 33
25	A	Ohio St.	87 96	49	H	Indiana	78 74		64	H	Iowa	72 70	196	A	Nebraska	84 51
									68	H	Northwestern	80 54	196	H	Nebraska	88 60
									70	H	Ohio	69 46	204	A	Xavier	58 61
									72	H	Minnesota	84 69	208	A	Illinois	86 70
									85	A	Penn St.	75 76	211	A	Wisconsin	73 56
													211	H	Wisconsin	75 66
													226	H	Rutgers	63 50
													227	H	Howard	109 41
													265	H	Niagara	107 35
													269	A	San Diego St.	92 57
													275	H	Vermont	78 56
													342	N	Winthrop	76 39
LAST 12 Division I GAMES:																
		42 N Michigan St.	64 74			57 A Purdue	72 62									
		85 A Penn St.	75 76			64 H Iowa	72 70									
		196 H Nebraska	88 60			208 A Illinois	86 70									
		42 H Michigan St.	68 86			68 H Northwestern	80 54									
		49 A Indiana	61 72			196 A Nebraska	84 51									
		211 H Wisconsin	75 66			16 A Maryland	70 83									

Non-Div I Games:

Michigan

■ Loss,
 ■ Non-Conf, S Site,
 ■ Home
 ■ Away
 N Neutral

Average RPI Win:	138	WON-LOST	WINNING	LAST 10	STRENGTH OF	OPP. STRENGTH	TEAM	ADJ.	CONF.	ADJ CONF.
Average RPI Loss:	70	RECORD	PCT. RANK	GAMES	SCHEDULE	OF SCHEDULE	RPI	RPI	RPI	RPI
DIV. I ONLY	21- 11	91	6- 4	57	56	42	42	6	6	
DIV. I NON-CONF.	10- 3	54	0- 0	56	55	29	29	6	6	
TOTALS	RPI 1-25	RPI 26-50	W-L RECORDS	RPI 51-100	RPI 101-150	RPI 150+				
21- 11	1- 3	4- 2	OVERALL	4- 4	2- 0	10- 2				
11- 3	1- 2	1- 0	HOME	3- 1	0- 0	6- 0				
7- 7	0- 0	2- 2	AWAY	1- 3	1- 0	3- 2				
3- 1	0- 1	1- 0	NEUTRAL	0- 0	1- 0	1- 0				
10- 3	0- 1	1- 2	NON-CONFERENCE	1- 0	2- 0	6- 0				
5- 1	0- 1	0- 0	HOME	1- 0	0- 0	4- 0				
4- 2	0- 0	1- 2	AWAY	0- 0	1- 0	2- 0				
1- 0	0- 0	0- 0	NEUTRAL	0- 0	1- 0	0- 0				
11- 8	1- 2	3- 0	CONFERENCE	3- 4	0- 0	4- 2				
6- 2	1- 1	1- 0	HOME	2- 1	0- 0	2- 0				
3- 5	0- 0	1- 0	AWAY	1- 3	0- 0	1- 2				
2- 1	0- 1	1- 0	NEUTRAL	0- 0	0- 0	1- 0				

RPI 1-25				RPI 26-50				Team's RPI: 42	RPI 51-100				RPI 101+			
RPI	S	Opponent	Score	RPI	S	Opponent	Score		RPI	S	Opponent	Score	RPI	S	Opponent	Score
2	H	Notre Dame	61 79	31	A	Syracuse	64 75		57	A	Purdue	54 66	135	N	Delaware	81 64
16	H	Maryland	72 89	33	A	Quinnipiac	71 54		57	H	Purdue	66 76	150	A	CSUN	63 59
16	N	Maryland	89 100	35	A	Oregon	55 88		64	A	Iowa	83 87	152	H	Northeastern	78 44
25	H	Ohio St.	94 75	47	A	Michigan	86 68		68	A	Northwestern	65 76	153	H	Oakland	81 74
				47	N	Michigan	74 64		72	A	Minnesota	93 74	160	A	Western Mich.	68 64
				49	H	Indiana	69 60		72	H	Minnesota	85 69	196	A	Nebraska	74 76
									85	H	Penn St.	73 64	196	H	Nebraska	93 73
									98	H	Wyoming	63 51	208	H	Illinois	71 47
													211	A	Wisconsin	81 57
													211	N	Wisconsin	70 63
													222	H	Southern U.	70 55
													226	A	Rutgers	58 62
													276	H	Davidson	70 34
													302	A	Rhode Island	85 48
LAST 12 Division I GAMES:																
		16 N Maryland	89 100			72 H Minnesota	85 69									
		47 N Michigan	74 64			16 H Maryland	72 89									
		211 N Wisconsin	70 63			64 A Iowa	83 87									
		196 A Nebraska	74 76			49 H Indiana	69 60									
		85 H Penn St.	73 64			72 A Minnesota	93 74									
		47 A Michigan	86 68			211 A Wisconsin	81 57									

Non-Div I Games:

Michigan St.

Middle Tenn.

Through Games Of March 8, 2017

Average RPI Win:	209	WON-LOST	WINNING	LAST 10	STRENGTH OF	OPP. STRENGTH	TEAM	ADJ.	CONF.	ADJ CONF.
Average RPI Loss:	48	RECORD	PCT. RANK	GAMES	SCHEDULE	OF SCHEDULE	RPI	RPI	RPI	RPI
DIV. I ONLY	20- 9	72	9- 1	124	96	83	83	15	15	
DIV. I NON-CONF.	5- 6	186	0- 0	36	5	110	110	16	16	
TOTALS	RPI 1-25	RPI 26-50	W-L RECORDS	RPI 51-100	RPI 101-150	RPI 150+				
20- 9	0- 2	1- 3	OVERALL	1- 3	3- 1	15- 0				
11- 5	0- 1	1- 2	HOME	1- 2	0- 0	9- 0				
9- 4	0- 1	0- 1	AWAY	0- 1	3- 1	6- 0				
0- 0	0- 0	0- 0	NEUTRAL	0- 0	0- 0	0- 0				
5- 6	0- 2	1- 1	NON-CONFERENCE	1- 3	0- 0	3- 0				
3- 4	0- 1	1- 1	HOME	1- 2	0- 0	1- 0				
2- 2	0- 1	0- 0	AWAY	0- 1	0- 0	2- 0				
0- 0	0- 0	0- 0	NEUTRAL	0- 0	0- 0	0- 0				
15- 3	0- 0	0- 2	CONFERENCE	0- 0	3- 1	12- 0				
8- 1	0- 0	0- 1	HOME	0- 0	0- 0	8- 0				
7- 2	0- 0	0- 1	AWAY	0- 0	3- 1	4- 0				
0- 0	0- 0	0- 0	NEUTRAL	0- 0	0- 0	0- 0				

RPI 1-25			RPI 26-50			RPI 51-100			Team's RPI: 83	RPI 101+		
RPI	S	Opponent	Score	RPI	S	Opponent	Score	RPI	S	Opponent	Score	
11	H	Louisville	72 91	34	H	Arizona St.	48 69	51	A	Virginia	51 63	110 A Charlotte 83 81
14	A	Kentucky	48 61	40	A	Western Ky.	51 66	60	H	Georgia Tech	60 61	116 A Southern Miss. 61 81
				40	H	Western Ky.	75 82	70	H	Ohio	52 73	130 A Old Dominion 80 63
				44	H	Central Mich.	79 69	75	H	Tulane	62 59	144 A Louisiana Tech 79 65
												154 A Missouri St. 71 52
												155 H Rice 71 61
												183 H North Texas 60 52
												184 H UTSA 77 63
												189 A UAB 64 61
												189 H UAB 87 56
												248 A Marshall 72 63
												248 H Marshall 94 69
												262 H Austin Peay 82 51
												281 A Tennessee Tech 73 62
												303 H UTEP 76 53
												308 A FIU 88 53
												308 H FIU 95 43
												337 A Fla. Atlantic 71 59
												337 H Fla. Atlantic 87 69
LAST 12 Division I GAMES:												
337	A	Fla. Atlantic	71 59	130	A	Old Dominion	80 63					
308	A	FIU	88 53	303	H	UTEP	76 53					
189	H	UAB	87 56	184	H	UTSA	77 63					
248	H	Marshall	94 69	144	A	Louisiana Tech	79 65					
40	H	Western Ky.	75 82	116	A	Southern Miss.	61 81					
110	A	Charlotte	83 81	337	H	Fla. Atlantic	87 69					

Non-Div I Games:

Middle Tenn.

■ Loss,
■ Non-Conf, S Site,
■ Home
■ Away
N Neutral

Milwaukee

Through Games Of March 8, 2017

Average RPI Win:	250	WON-LOST	WINNING	LAST 10	STRENGTH OF	OPP. STRENGTH	TEAM	ADJ.	CONF.	ADJ CONF.
Average RPI Loss:	114	RECORD	PCT. RANK	GAMES	SCHEDULE	OF SCHEDULE	RPI	RPI	RPI	RPI
DIV. I ONLY	20- 11	97	6- 4	279	192	146	146	19	19	
DIV. I NON-CONF.	8- 3	67	1- 0	333	158	168	168	21	21	
TOTALS	RPI 1-25	RPI 26-50	W-L RECORDS	RPI 51-100	RPI 101-150	RPI 150+				
20- 11	0- 0	1- 3	OVERALL	1- 2	1- 3	17- 3				
11- 3	0- 0	1- 0	HOME	1- 1	1- 1	8- 1				
7- 7	0- 0	0- 2	AWAY	0- 1	0- 2	7- 2				
2- 1	0- 0	0- 1	NEUTRAL	0- 0	0- 0	2- 0				
8- 3	0- 0	0- 1	NON-CONFERENCE	1- 2	0- 0	7- 0				
4- 1	0- 0	0- 0	HOME	1- 1	0- 0	3- 0				
3- 2	0- 0	0- 1	AWAY	0- 1	0- 0	3- 0				
1- 0	0- 0	0- 0	NEUTRAL	0- 0	0- 0	1- 0				
12- 8	0- 0	1- 2	CONFERENCE	0- 0	1- 3	10- 3				
7- 2	0- 0	1- 0	HOME	0- 0	1- 1	5- 1				
4- 5	0- 0	0- 1	AWAY	0- 0	0- 2	4- 2				
1- 1	0- 0	0- 1	NEUTRAL	0- 0	0- 0	1- 0				

RPI S	Opponent	Score	RPI S	Opponent	Score	RPI S	Opponent	Score	RPI S	Opponent	Score	Team's RPI: 146
26	A Green Bay	47 89	26	H Green Bay	72 60	61	H Western Ill.	76 68	139	A Detroit Mercy	63 77	
26	H Green Bay	72 60	68	H Northwestern	63 65	68	H Northwestern	63 65	139	H Detroit Mercy	81 69	
26	N Green Bay	59 66	81	A Northern Ill.	104 114	81	A Northern Ill.	104 114	141	A Wright St.	52 62	
27	A Marquette	74 85							141	H Wright St.	51 69	
									153	A Oakland	63 77	
									153	H Oakland	73 75	
									153	N Oakland	82 60	
									182	A Cleveland St.	80 78	
									182	H Cleveland St.	76 72	
									211	H Wisconsin	80 63	
									275	A Vermont	68 44	
									292	A Valparaiso	85 74	
									292	H Valparaiso	80 64	
									296	A Northern Ky.	51 72	
									296	H Northern Ky.	72 44	
									304	H North Dakota St.	79 74	
									314	A Illinois St.	68 60	
									319	A Youngstown St.	78 74	
									319	H Youngstown St.	86 82	
									320	A Ill.-Chicago	88 65	
									320	H Ill.-Chicago	83 55	
									323	A Loyola Chicago	73 46	
									336	N LIU Brooklyn	88 50	
									345	H Chicago St.	71 49	
LAST 12 Division I GAMES:												
26	N Green Bay	59 66	26	H Green Bay	72 60							
153	N Oakland	82 60	182	H Cleveland St.	76 72							
275	A Vermont	68 44	319	H Youngstown St.	86 82							
141	A Wright St.	52 62	153	A Oakland	63 77							
296	A Northern Ky.	51 72	139	A Detroit Mercy	63 77							
292	H Valparaiso	80 64	319	A Youngstown St.	78 74							

Non-Div I Games:

Milwaukee

■ Loss,
 ■ Non-Conf, S Site,
 ■ Home
 ■ Away
 N Neutral

Average RPI Win:	136	WON-LOST	WINNING	LAST 10	STRENGTH OF	OPP. STRENGTH	TEAM	ADJ.	CONF.	ADJ CONF.
Average RPI Loss:	44	RECORD	PCT. RANK	GAMES	SCHEDULE	OF SCHEDULE	RPI	RPI	RPI	RPI
DIV. I ONLY	15- 16	175	4- 6	7	64	72	72	6	6	
DIV. I NON-CONF.	9- 4	85	0- 0	13	27	33	33	6	6	
TOTALS	RPI 1-25	RPI 26-50	W-L RECORDS	RPI 51-100	RPI 101-150	RPI 150+				
15- 16	0- 7	1- 4	OVERALL	5- 4	2- 1	7- 0				
11- 5	0- 3	1- 1	HOME	4- 1	1- 0	5- 0				
3- 8	0- 3	0- 3	AWAY	0- 2	1- 0	2- 0				
1- 3	0- 1	0- 0	NEUTRAL	1- 1	0- 1	0- 0				
9- 4	0- 2	1- 0	NON-CONFERENCE	3- 1	2- 1	3- 0				
7- 1	0- 1	1- 0	HOME	3- 0	1- 0	2- 0				
2- 1	0- 1	0- 0	AWAY	0- 0	1- 0	1- 0				
0- 2	0- 0	0- 0	NEUTRAL	0- 1	0- 1	0- 0				
6- 12	0- 5	0- 4	CONFERENCE	2- 3	0- 0	4- 0				
4- 4	0- 2	0- 1	HOME	1- 1	0- 0	3- 0				
1- 7	0- 2	0- 3	AWAY	0- 2	0- 0	1- 0				
1- 1	0- 1	0- 0	NEUTRAL	1- 0	0- 0	0- 0				

RPI 1-25				RPI 26-50				RPI 51-100				RPI 101+			
RPI	S	Opponent	Score	RPI	S	Opponent	Score	RPI	S	Opponent	Score	RPI	S	Opponent	Score
3	A	South Carolina	58 98	42	A	Michigan St.	69 85	57	H	Purdue	54 67	118	N	North Carolina	77 91
12	H	Florida St.	61 75	42	H	Michigan St.	74 93	58	H	Belmont	75 74	139	H	Detroit Mercy	111 91
16	A	Maryland	60 93	43	H	Harvard	103 87	64	A	Iowa	65 80	143	A	VCU	79 69
16	H	Maryland	72 83	47	A	Michigan	69 84	67	H	Georgetown	68 60	151	A	New Mexico	69 65
16	N	Maryland	80 92	49	A	Indiana	62 78	68	H	Northwestern	71 61	157	H	Army West Point	70 52
25	A	Ohio St.	62 87					85	A	Penn St.	66 77	196	A	Nebraska	79 69
25	H	Ohio St.	76 88					85	N	Penn St.	70 64	198	H	Seton Hall	90 57
								86	N	Georgia	58 70	208	H	Illinois	78 50
								96	H	Kent St.	92 62	211	H	Wisconsin	88 60
												226	H	Rutgers	80 46
LAST 12 Division I GAMES:															
		16 N Maryland	80 92			226 H Rutgers	80 46								
		85 N Penn St.	70 64			85 A Penn St.	66 77								
		68 H Northwestern	71 61			196 A Nebraska	79 69								
		16 A Maryland	60 93			42 H Michigan St.	74 93								
		57 H Purdue	54 67			25 H Ohio St.	76 88								
		42 A Michigan St.	69 85			64 A Iowa	65 80								

Non-Div I Games:

Minnesota

■ Loss,
■ Non-Conf,
■ S Site,
■ H Home
■ A Away
N Neutral

Average RPI Win:	93	WON-LOST	WINNING	LAST 10	STRENGTH OF	OPP. STRENGTH	TEAM	ADJ.	CONF.	ADJ CONF.
Average RPI Loss:	10	RECORD	PCT. RANK	GAMES	SCHEDULE	OF SCHEDULE	RPI	RPI	RPI	RPI
DIV. I ONLY	29- 4	5	7- 3	17	5	5	5	2	2	
DIV. I NON-CONF.	14- 0	1	0- 0	75	18	5	5	2	2	
TOTALS	RPI 1-25	RPI 26-50	W-L RECORDS	RPI 51-100	RPI 101-150	RPI 150+				
29- 4	6- 4	5- 0	OVERALL	7- 0	6- 0	5- 0				
10- 1	3- 1	1- 0	HOME	2- 0	2- 0	2- 0				
12- 2	2- 2	2- 0	AWAY	2- 0	4- 0	2- 0				
7- 1	1- 1	2- 0	NEUTRAL	3- 0	0- 0	1- 0				
14- 0	1- 0	2- 0	NON-CONFERENCE	5- 0	2- 0	4- 0				
3- 0	1- 0	0- 0	HOME	0- 0	0- 0	2- 0				
6- 0	0- 0	1- 0	AWAY	2- 0	2- 0	1- 0				
5- 0	0- 0	1- 0	NEUTRAL	3- 0	0- 0	1- 0				
15- 4	5- 4	3- 0	CONFERENCE	2- 0	4- 0	1- 0				
7- 1	2- 1	1- 0	HOME	2- 0	2- 0	0- 0				
6- 2	2- 2	1- 0	AWAY	0- 0	2- 0	1- 0				
2- 1	1- 1	1- 0	NEUTRAL	0- 0	0- 0	0- 0				

RPI 1-25				Team's RPI: 5		RPI 26-50				RPI 51-100				RPI 101+					
RPI	S	Opponent	Score		RPI	S	Opponent	Score		RPI	S	Opponent	Score		RPI	S	Opponent	Score	
3	A	South Carolina	61	64	35	N	Oregon	75	63	59	A	Iowa St.	85	81	111	H	Vanderbilt	86	41
3	N	South Carolina	49	59	36	H	LSU	74	48	66	N	Villanova	108	62	116	A	Southern Miss.	72	50
13	H	Texas	79	68	36	N	LSU	78	61	75	N	Tulane	66	49	117	A	Ole Miss	66	44
14	A	Kentucky	75	78	45	A	Little Rock	58	44	82	H	Florida	82	49	117	H	Ole Miss	73	62
20	A	Tennessee	74	64	46	A	Auburn	77	47	86	H	Georgia	58	49	124	A	Maine	87	43
20	H	Tennessee	64	82						89	A	Southern California	76	72	133	A	Alabama	67	54
22	A	Texas A&M	72	67						100	N	SMU	91	42	173	A	Arkansas	59	51
22	H	Texas A&M	71	61											200	N	San Jose St.	88	51
22	N	Texas A&M	66	50											206	H	Alabama St.	90	47
23	H	Missouri	70	53											240	A	Hawaii	66	41
															294	H	Northwestern St.	106	30
LAST 12 Division I GAMES:																			
		3 N South Carolina	49	59			86 H Georgia					58	49						
		22 N Texas A&M	66	50			117 A Ole Miss					66	44						
		36 N LSU	78	61			111 H Vanderbilt					86	41						
		20 H Tennessee	64	82			23 H Missouri					70	53						
		14 A Kentucky	75	78			46 A Auburn					77	47						
		22 A Texas A&M	72	67			22 H Texas A&M					71	61						

Non-Div I Games:

Mississippi St.

Loss, Non-Conf, S Site, H Home A Away N Neutral

Average RPI Win:	294	WON-LOST	WINNING	LAST 10	STRENGTH OF	OPP. STRENGTH	TEAM	ADJ.	CONF.	ADJ CONF.
Average RPI Loss:	201	RECORD	PCT. RANK	GAMES	SCHEDULE	OF SCHEDULE	RPI	RPI	RPI	RPI
DIV. I ONLY	8- 20	287	2- 8	304	327	311	311	30	30	
DIV. I NON-CONF.	1- 8	314	0- 0	118	148	266	266	30	30	
TOTALS	RPI 1-25	RPI 26-50	W-L RECORDS	RPI 51-100	RPI 101-150	RPI 150+				
8- 20	0- 1	0- 0	OVERALL	0- 0	0- 4	8- 15				
4- 7	0- 0	0- 0	HOME	0- 0	0- 1	4- 6				
4- 13	0- 0	0- 0	AWAY	0- 0	0- 1	4- 3				
0- 0	0- 0	0- 0	NEUTRAL	0- 0	0- 0	0- 0				
1- 8	0- 1	0- 0	NON-CONFERENCE	0- 0	0- 4	1- 3				
0- 2	0- 0	0- 0	HOME	0- 0	0- 1	0- 1				
1- 6	0- 1	0- 0	AWAY	0- 0	0- 3	1- 2				
0- 0	0- 0	0- 0	NEUTRAL	0- 0	0- 0	0- 0				
7- 12	0- 0	0- 0	CONFERENCE	0- 0	0- 0	7- 12				
4- 5	0- 0	0- 0	HOME	0- 0	0- 0	4- 5				
3- 7	0- 0	0- 0	AWAY	0- 0	0- 0	3- 7				
0- 0	0- 0	0- 0	NEUTRAL	0- 0	0- 0	0- 0				

RPI 1-25			
RPI	S	Opponent	Score
7	A	Baylor	36 101
RPI 26-50			
RPI	S	Opponent	Score
RPI 51-100			
RPI	S	Opponent	Score
Team's RPI: 311			
RPI	S	Opponent	Score
108	H	Colorado	64 76
116	A	Southern Miss.	55 83
117	A	Ole Miss	30 67
133	A	Alabama	44 93
185	A	Texas Southern	54 60
185	H	Texas Southern	75 74
189	A	UAB	46 80
205	A	Grambling	61 71
205	A	Grambling	67 88
205	H	Grambling	51 82
206	A	Alabama St.	57 71
206	H	Alabama St.	73 79
211	A	Wisconsin	61 103
222	A	Southern U.	44 51
222	H	Southern U.	51 62
264	H	Murray St.	62 80
266	A	Prairie View	65 96
266	H	Prairie View	64 55
286	A	Ark.-Pine Bluff	73 63
286	H	Ark.-Pine Bluff	57 54
294	A	Northwestern St.	68 64
307	A	Alcorn	49 69
307	H	Alcorn	60 68
334	A	Jackson St.	62 57
334	H	Jackson St.	60 63
349	A	Alabama A&M	58 52
205	A	Grambling	67 88
334	A	Jackson St.	62 57
LAST 12 Division I GAMES:			
205	A	Grambling	61 71
286	H	Ark.-Pine Bluff	57 54
205	H	Grambling	51 82
334	H	Jackson St.	60 63
185	A	Texas Southern	54 60
266	A	Prairie View	65 96
222	H	Southern U.	51 62
307	H	Alcorn	60 68
206	A	Alabama St.	57 71
349	A	Alabama A&M	58 52
205	A	Grambling	67 88
334	A	Jackson St.	62 57

Non-Div I Games:	Blue Mountain	66	40	Tougaloo	99	55
------------------	---------------	----	----	----------	----	----

Mississippi Val.

Loss, Non-Conf, S Site, H Home A Away N Neutral

RPI	S	Opponent	Score
349	H	Alabama A&M	60 58

M
i
s
s
i
s
s
i
p
p
i
V
a
l
.

M
i
s
s
i
s
s
i
p
p
i
V
a
l
.

Mississippi Val.
a
l

Average RPI Win:	120	WON-LOST	WINNING	LAST 10	STRENGTH OF	OPP. STRENGTH	TEAM	ADJ.	CONF.	ADJ CONF.
Average RPI Loss:	45	RECORD	PCT. RANK	GAMES	SCHEDULE	OF SCHEDULE	RPI	RPI	RPI	RPI
DIV. I ONLY	21- 10	80	7- 3	18	43	23	23	2	2	
DIV. I NON-CONF.	10- 4	80	0- 0	37	124	39	39	2	2	
TOTALS	RPI 1-25	RPI 26-50	W-L RECORDS	RPI 51-100	RPI 101-150	RPI 150+				
21- 10	4- 5	1- 1	OVERALL	3- 3	4- 1	9- 0				
15- 1	3- 0	1- 0	HOME	2- 0	2- 1	7- 0				
5- 7	0- 1	0- 0	AWAY	1- 0	2- 0	2- 0				
1- 2	1- 1	0- 0	NEUTRAL	0- 1	0- 0	0- 0				
10- 4	1- 1	0- 0	NON-CONFERENCE	1- 3	1- 0	7- 0				
8- 0	0- 0	0- 0	HOME	1- 0	1- 0	6- 0				
1- 3	0- 1	0- 0	AWAY	0- 2	0- 0	1- 0				
1- 1	1- 0	0- 0	NEUTRAL	0- 1	0- 0	0- 0				
11- 6	3- 4	1- 1	CONFERENCE	2- 0	3- 1	2- 0				
7- 1	3- 0	1- 0	HOME	1- 0	1- 1	1- 0				
4- 4	0- 3	0- 1	AWAY	1- 0	2- 0	1- 0				
0- 1	0- 1	0- 0	NEUTRAL	0- 0	0- 0	0- 0				

RPI	S	Opponent	Score
3	H	South Carolina	62 60
5	A	Mississippi St.	53 70
9	A	Washington	66 79
14	A	Kentucky	62 64
14	H	Kentucky	73 67
20	A	Tennessee	66 77
22	H	Texas A&M	78 76
22	N	Texas A&M	48 62
24	N	Creighton	72 63

RPI	S	Opponent	Score
36	A	LSU	71 80
46	H	Auburn	68 53

RPI	S	Opponent	Score
60	N	Georgia Tech	70 72
61	H	Western Ill.	71 68
62	A	IUPUI	45 73
82	A	Florida	74 67
86	H	Georgia	63 45
93	A	Saint Louis	61 72

RPI	S	Opponent	Score
107	H	Abilene Christian	52 46
111	A	Vanderbilt	74 68
117	H	Ole Miss	100 65
133	A	Alabama	65 56
133	H	Alabama	58 59
154	H	Missouri St.	73 49
173	A	Arkansas	60 46
173	H	Arkansas	67 56
179	H	Wichita St.	64 57
186	H	UC Riverside	68 62
196	A	Nebraska	55 35
203	H	SIUE	72 60
220	H	UT Martin	80 69
234	H	Indiana St.	77 48

LAST 12 Division I GAMES:

22	N	Texas A&M	48 62	20	A	Tennessee	66 77
133	A	Alabama	65 56	5	A	Mississippi St.	53 70
117	H	Ole Miss	100 65	14	H	Kentucky	73 67
3	H	South Carolina	62 60	46	H	Auburn	68 53
82	A	Florida	74 67	173	A	Arkansas	60 46
173	H	Arkansas	67 56	22	H	Texas A&M	78 76

Non-Div I Games:

Missouri

Average RPI Win:	231	WON-LOST	WINNING	LAST 10	STRENGTH OF	OPP. STRENGTH	TEAM	ADJ.	CONF.	ADJ CONF.
Average RPI Loss:	96	RECORD	PCT. RANK	GAMES	SCHEDULE	OF SCHEDULE	RPI	RPI	RPI	RPI
DIV. I ONLY	15- 13	154	7- 3	180	118	154	154	16	16	
DIV. I NON-CONF.	3- 7	250	0- 0	138	17	208	208	14	14	
TOTALS	RPI 1-25	RPI 26-50	W-L RECORDS	RPI 51-100	RPI 101-150	RPI 150+				
15- 13	0- 1	0- 5	OVERALL	0- 3	0- 0	15- 4				
8- 5	0- 0	0- 3	HOME	0- 1	0- 0	8- 1				
7- 7	0- 1	0- 2	AWAY	0- 1	0- 0	7- 3				
0- 1	0- 0	0- 0	NEUTRAL	0- 1	0- 0	0- 0				
3- 7	0- 1	0- 1	NON-CONFERENCE	0- 3	0- 0	3- 2				
2- 2	0- 0	0- 1	HOME	0- 1	0- 0	2- 0				
1- 4	0- 1	0- 0	AWAY	0- 1	0- 0	1- 2				
0- 1	0- 0	0- 0	NEUTRAL	0- 1	0- 0	0- 0				
12- 6	0- 0	0- 4	CONFERENCE	0- 0	0- 0	12- 2				
6- 3	0- 0	0- 2	HOME	0- 0	0- 0	6- 1				
6- 3	0- 0	0- 2	AWAY	0- 0	0- 0	6- 1				
0- 0	0- 0	0- 0	NEUTRAL	0- 0	0- 0	0- 0				

RPI 1-25				RPI 26-50				RPI 51-100				RPI 101+ Team's RPI: 154			
RPI	S	Opponent	Score	RPI	S	Opponent	Score	RPI	S	Opponent	Score	RPI	S	Opponent	Score
23	A	Missouri	49 73	28	A	Drake	91 98	68	A	Northwestern	52 75	161	A	Oral Roberts	56 78
				28	H	Drake	64 90	83	H	Middle Tenn.	52 71	166	A	Memphis	60 69
				45	H	Little Rock	47 58	89	N	Southern California	67 89	172	A	Southern Ill.	78 60
				50	A	UNI	64 65					172	H	Southern Ill.	73 59
				50	H	UNI	54 61					173	H	Arkansas	64 62
												179	A	Wichita St.	65 60
												179	H	Wichita St.	73 62
												183	H	North Texas	63 54
												187	A	Kansas	87 64
												231	A	Bradley	56 62
												231	H	Bradley	73 75
												234	A	Indiana St.	49 46
												234	H	Indiana St.	73 63
												241	A	Evansville	77 41
												241	H	Evansville	68 43
												314	A	Illinois St.	77 44
												314	H	Illinois St.	65 60
												323	A	Loyola Chicago	60 32
												323	H	Loyola Chicago	61 52
LAST 12 Division I GAMES:															
				50	A	UNI	64 65	241	H	Evansville	68 43				
				28	A	Drake	91 98	172	H	Southern Ill.	73 59				
				323	H	Loyola Chicago	61 52	179	A	Wichita St.	65 60				
				234	H	Indiana St.	73 63	234	A	Indiana St.	49 46				
				314	A	Illinois St.	77 44	323	A	Loyola Chicago	60 32				
				231	A	Bradley	56 62	231	H	Bradley	73 75				

Non-Div I Games: Alas. Anchorage 65 58

Missouri St.

Average RPI Win:	242	WON-LOST	WINNING	LAST 10	STRENGTH OF	OPP. STRENGTH	TEAM	ADJ.	CONF.	ADJ CONF.
Average RPI Loss:	179	RECORD	PCT. RANK	GAMES	SCHEDULE	OF SCHEDULE	RPI	RPI	RPI	RPI
DIV. I ONLY	15- 16	175	5- 5	294	241	219	219	18	18	
DIV. I NON-CONF.	5- 4	143	0- 0	316	329	216	216	17	17	
TOTALS	RPI 1-25	RPI 26-50	W-L RECORDS	RPI 51-100	RPI 101-150	RPI 150+				
15- 16	0- 0	1- 1	OVERALL	0- 0	1- 5	13- 10				
7- 6	0- 0	1- 0	HOME	0- 0	1- 2	5- 4				
7- 8	0- 0	0- 1	AWAY	0- 0	0- 0	7- 1				
1- 2	0- 0	0- 0	NEUTRAL	0- 0	0- 1	1- 1				
5- 4	0- 0	0- 0	NON-CONFERENCE	0- 0	0- 1	5- 3				
1- 2	0- 0	0- 0	HOME	0- 0	0- 1	1- 1				
4- 1	0- 0	0- 0	AWAY	0- 0	0- 0	4- 1				
0- 1	0- 0	0- 0	NEUTRAL	0- 0	0- 0	0- 1				
10- 12	0- 0	1- 1	CONFERENCE	0- 0	1- 4	8- 7				
6- 4	0- 0	1- 0	HOME	0- 0	1- 1	4- 3				
3- 7	0- 0	0- 1	AWAY	0- 0	0- 2	3- 4				
1- 1	0- 0	0- 0	NEUTRAL	0- 0	0- 1	1- 0				

RPI 1-25				RPI 26-50				RPI 51-100				RPI 101+				Team's RPI: 219
RPI	S	Opponent	Score	RPI	S	Opponent	Score	RPI	S	Opponent	Score	RPI	S	Opponent	Score	
				33	A	Quinnipiac	54 74					106	A	Rider	63 75	
				33	H	Quinnipiac	61 58					106	H	Rider	69 71	
												106	N	Rider	51 67	
												113	H	Clemson	47 60	
												147	A	Iona	54 60	
												147	H	Iona	75 65	
												165	A	Fairfield	60 53	
												165	H	Fairfield	68 71	
												176	A	Siena	76 85	
												176	H	Siena	86 91	
												181	N	Hartford	72 75	
												192	A	Robert Morris	69 56	
												195	H	Providence	58 62	
												197	A	Sacred Heart	65 54	
												232	A	Marist	66 76	
												232	H	Marist	79 69	
												253	A	Canisius	54 74	
												253	H	Canisius	55 53	
												265	A	Niagara	45 66	
												265	H	Niagara	68 62	
												279	A	Manhattan	63 50	
												279	H	Manhattan	61 75	
												279	N	Manhattan	62 46	
												282	A	Eastern Mich.	75 68	
												306	A	Lehigh	73 62	
												325	A	St. Francis Brooklyn	78 87	
LAST 12 Division I GAMES:																
				106	N	Rider	51 67					279	H	Manhattan	61 75	
				279	N	Manhattan	62 46					147	H	Iona	75 65	
				265	H	Niagara	68 62					327	A	Saint Peter's	58 42	
				279	A	Manhattan	63 50					33	A	Quinnipiac	54 74	
				106	A	Rider	63 75					106	H	Rider	69 71	
				232	A	Marist	66 76					176	H	Siena	86 91	

Non-Div I Games:

Monmouth

M
o
n
m
o
u
t
h

RPI S Opponent Monmouth Score

Through Games Of March 8, 2017

RPI	S	Opponent	Score	
327	A	Saint Peter's	58	42
327	H	Saint Peter's	76	59
339	H	Fairleigh Dickinson	72	63

M
o
n
m
o
u
t
h

Monmouth

Montana

Through Games Of March 8, 2017

Average RPI Win:	262	WON-LOST	WINNING	LAST 10	STRENGTH OF	OPP. STRENGTH	TEAM	ADJ.	CONF.	ADJ CONF.
Average RPI Loss:	168	RECORD	PCT. RANK	GAMES	SCHEDULE	OF SCHEDULE	RPI	RPI	RPI	RPI
DIV. I ONLY	5- 23	323	4- 6	179	269	324	324	20	20	
DIV. I NON-CONF.	1- 8	314	0- 0	192	314	331	331	18	18	
TOTALS	RPI 1-25	RPI 26-50	W-L RECORDS	RPI 51-100	RPI 101-150	RPI 150+				
5- 23	0- 0	0- 1	OVERALL	0- 5	0- 6	5- 11				
5- 8	0- 0	0- 0	HOME	0- 3	0- 2	5- 3				
0- 12	0- 0	0- 0	AWAY	0- 2	0- 4	0- 6				
0- 3	0- 0	0- 1	NEUTRAL	0- 0	0- 0	0- 2				
1- 8	0- 0	0- 1	NON-CONFERENCE	0- 3	0- 0	1- 4				
1- 3	0- 0	0- 0	HOME	0- 2	0- 0	1- 1				
0- 3	0- 0	0- 0	AWAY	0- 1	0- 0	0- 2				
0- 2	0- 0	0- 1	NEUTRAL	0- 0	0- 0	0- 1				
4- 15	0- 0	0- 0	CONFERENCE	0- 2	0- 6	4- 7				
4- 5	0- 0	0- 0	HOME	0- 1	0- 2	4- 2				
0- 9	0- 0	0- 0	AWAY	0- 1	0- 4	0- 4				
0- 1	0- 0	0- 0	NEUTRAL	0- 0	0- 0	0- 1				

RPI 1-25			RPI 26-50			RPI 51-100			RPI 101+			Team's RPI: 324			
RPI	S	Opponent	Score	RPI	S	Opponent	Score	RPI	S	Opponent	Score				
				37	N	South Dakota St.	43 84	53	H	Colorado St.	49 63	128	A	Northern Colo.	46 65
								74	A	Montana St.	54 71	129	A	North Dakota	63 73
								74	H	Montana St.	69 75	136	A	Eastern Wash.	57 64
								98	H	Wyoming	42 67	136	H	Eastern Wash.	46 60
								99	A	SFA	46 54	149	A	Idaho	50 75
												149	H	Idaho	59 86
												159	A	Idaho St.	43 61
												159	H	Idaho St.	68 53
												159	N	Idaho St.	53 63
												189	H	Utah St.	47 65
												207	A	Portland St.	45 68
												207	H	Portland St.	44 64
												217	A	Seattle U	44 60
												235	A	Weber St.	58 74
												235	H	Weber St.	71 46
												285	A	Sacramento St.	69 99
												285	H	Sacramento St.	60 73
												290	H	Southern Utah	64 55
												293	H	Northern Ariz.	60 59
												309	N	Massachusetts	58 59
												333	H	Incarinate Word	61 56
												346	A	Cal St. Fullerton	56 72
LAST 12 Division I GAMES:															
				159	N	Idaho St.	53 63	293	H	Northern Ariz.	60 59				
				159	H	Idaho St.	68 53	290	H	Southern Utah	64 55				
				235	H	Weber St.	71 46	74	H	Montana St.	69 75				
				74	A	Montana St.	54 71	149	A	Idaho	50 75				
				207	A	Portland St.	45 68	136	A	Eastern Wash.	57 64				
				285	A	Sacramento St.	69 99	285	H	Sacramento St.	60 73				

Non-Div I Games: Rocky Mountain 64 56 Great Falls 66 55

Montana

Loss, Non-Conf, S Site, H Home A Away N Neutral

Average RPI Win: 226		WON-LOST	WINNING	LAST 10	STRENGTH OF	OPP. STRENGTH	TEAM	ADJ.	CONF.	ADJ CONF.
Average RPI Loss: 139		RECORD	PCT. RANK	GAMES	SCHEDULE	OF SCHEDULE	RPI	RPI	RPI	RPI
DIV. I ONLY		21- 6	30	9- 1	265	216	74	74	20	20
DIV. I NON-CONF.		5- 3	122	0- 0	250	154	108	108	18	18
TOTALS		RPI 1-25	RPI 26-50	W-L RECORDS	RPI 51-100	RPI 101-150	RPI 150+			
21- 6	0- 0		0- 0	OVERALL	0- 2	5- 1	16- 3			
11- 0	0- 0		0- 0	HOME	0- 0	2- 0	9- 0			
8- 6	0- 0		0- 0	AWAY	0- 2	3- 1	5- 3			
2- 0	0- 0		0- 0	NEUTRAL	0- 0	0- 0	2- 0			
5- 3	0- 0		0- 0	NON-CONFERENCE	0- 2	0- 0	5- 1			
2- 0	0- 0		0- 0	HOME	0- 0	0- 0	2- 0			
2- 3	0- 0		0- 0	AWAY	0- 2	0- 0	2- 1			
1- 0	0- 0		0- 0	NEUTRAL	0- 0	0- 0	1- 0			
16- 3	0- 0		0- 0	CONFERENCE	0- 0	5- 1	11- 2			
9- 0	0- 0		0- 0	HOME	0- 0	2- 0	7- 0			
6- 3	0- 0		0- 0	AWAY	0- 0	3- 1	3- 2			
1- 0	0- 0		0- 0	NEUTRAL	0- 0	0- 0	1- 0			

[illegible]

Non-Div I Games:	Carroll (MT)	75	44	Great Falls	75	42
------------------	--------------	----	----	-------------	----	----

Montana St.

Loss, Non-Conf, S Site, H Home A Away N Neutral

Average RPI Win:	272	WON-LOST	WINNING	LAST 10	STRENGTH OF	OPP. STRENGTH	TEAM	ADJ.	CONF.	ADJ CONF.
Average RPI Loss:	164	RECORD	PCT. RANK	GAMES	SCHEDULE	OF SCHEDULE	RPI	RPI	RPI	RPI
DIV. I ONLY	19- 9	78	6- 4	340	238	177	177	26	26	
DIV. I NON-CONF.	8- 3	67	0- 0	344	164	200	200	26	26	
TOTALS	RPI 1-25	RPI 26-50	W-L RECORDS	RPI 51-100	RPI 101-150	RPI 150+				
19- 9	0- 1	0- 1	OVERALL	0- 2	0- 0	19- 5				
12- 2	0- 0	0- 0	HOME	0- 1	0- 0	12- 1				
7- 6	0- 1	0- 1	AWAY	0- 1	0- 0	7- 3				
0- 1	0- 0	0- 0	NEUTRAL	0- 0	0- 0	0- 1				
8- 3	0- 1	0- 1	NON-CONFERENCE	0- 0	0- 0	8- 1				
5- 1	0- 0	0- 0	HOME	0- 0	0- 0	5- 1				
3- 2	0- 1	0- 1	AWAY	0- 0	0- 0	3- 0				
0- 0	0- 0	0- 0	NEUTRAL	0- 0	0- 0	0- 0				
11- 6	0- 0	0- 0	CONFERENCE	0- 2	0- 0	11- 4				
7- 1	0- 0	0- 0	HOME	0- 1	0- 0	7- 0				
4- 4	0- 0	0- 0	AWAY	0- 1	0- 0	4- 3				
0- 1	0- 0	0- 0	NEUTRAL	0- 0	0- 0	0- 1				

RPI 1-25				RPI 26-50				RPI 51-100				RPI 101+ Team's RPI: 177			
RPI	S	Opponent	Score	RPI	S	Opponent	Score	RPI	S	Opponent	Score	RPI	S	Opponent	Score
14	A	Kentucky	47 74	39	A	West Virginia	53 94	58	A	Belmont	76 96	203	H	SIUE	69 66
								58	H	Belmont	59 91	220	A	UT Martin	89 68
												247	H	Miami (OH)	77 43
												251	A	Jacksonville St.	68 69
												251	H	Jacksonville St.	85 82
												252	A	Tennessee St.	66 69
												252	H	Tennessee St.	87 74
												253	H	Canisius	77 68
												261	H	Georgia St.	50 68
												262	A	Austin Peay	81 71
												264	H	Murray St.	73 59
												267	A	Southeast Mo. St.	82 72
												270	A	Eastern Ky.	58 65
												270	H	Eastern Ky.	80 54
												270 N		Eastern Ky.	67 73
												271	A	Kennesaw St.	71 50
												281	A	Tennessee Tech	81 52
												281	H	Tennessee Tech	79 65
												282	H	Eastern Mich.	78 73
												295	A	North Florida	84 65
												299	H	Lipscomb	73 53
												301	H	Eastern Ill.	66 62
												331	A	Florida A&M	53 48
												345	H	Chicago St.	63 55
LAST 12 Division I GAMES:															
				270 N		Eastern Ky.	67 73	267	A	Southeast Mo. St.	82 72				
				251	H	Jacksonville St.	85 82	264	H	Murray St.	73 59				
				281	A	Tennessee Tech	81 52	251	A	Jacksonville St.	68 69				
				58	A	Belmont	76 96	281	H	Tennessee Tech	79 65				
				252	H	Tennessee St.	87 74	270	H	Eastern Ky.	80 54				
				270	A	Eastern Ky.	58 65	58	H	Belmont	59 91				

Non-Div I Games: Ky. Christian 100 52 Alice Lloyd 92 42

Morehead St.

■ Loss,
 ■ Non-Conf, S Site,
 ■ Home
 ■ Away
 N Neutral

Average RPI Win: 289		WON-LOST	WINNING	LAST 10	STRENGTH OF		OPP. STRENGTH	TEAM	ADJ.	CONF.	ADJ CONF.
Average RPI Loss: 241		RECORD	PCT. RANK	GAMES	SCHEDULE		OF SCHEDULE	RPI	RPI	RPI	RPI
DIV. I ONLY		8- 21	288	7- 3	334		347	330	330	32	32
DIV. I NON-CONF.		1- 11	330	0- 0	178		341	314	314	31	31
TOTALS		RPI 1-25	RPI 26-50		W-L RECORDS		RPI 51-100	RPI 101-150		RPI 150+	
8- 21	0- 0	0- 1		OVERALL		0- 1	0- 0		8- 19		
4- 6	0- 0	0- 0		HOME		0- 0	0- 0		4- 6		
4- 11	0- 0	0- 1		AWAY		0- 1	0- 0		4- 9		
0- 4	0- 0	0- 0		NEUTRAL		0- 0	0- 0		0- 4		
1- 11	0- 0	0- 1		NON-CONFERENCE		0- 1	0- 0		1- 9		
0- 2	0- 0	0- 0		HOME		0- 0	0- 0		0- 2		
1- 6	0- 0	0- 1		AWAY		0- 1	0- 0		1- 4		
0- 3	0- 0	0- 0		NEUTRAL		0- 0	0- 0		0- 3		
7- 10	0- 0	0- 0		CONFERENCE		0- 0	0- 0		7- 10		
4- 4	0- 0	0- 0		HOME		0- 0	0- 0		4- 4		
3- 5	0- 0	0- 0		AWAY		0- 0	0- 0		3- 5		
0- 1	0- 0	0- 0		NEUTRAL		0- 0	0- 0		0- 1		

[illegible]

Non-Div I Games: Washington Adventis79 28

Morgan St.

Loss, Non-Conf, S Site, H Home A Away N Neutral

RPI	S	Opponent	Score
348	A	South Carolina St.	46 50

Morgan St.

M
o
r
g
a
n
S
t
.

M
o
r
g
a
n
S
t
.

Mt. St. Mary's

Through Games Of March 8, 2017

Average RPI Win:	303	WON-LOST	WINNING	LAST 10	STRENGTH OF	OPP. STRENGTH	TEAM	ADJ.	CONF.	ADJ CONF.
Average RPI Loss:	214	RECORD	PCT. RANK	GAMES	SCHEDULE	OF SCHEDULE	RPI	RPI	RPI	RPI
DIV. I ONLY	12- 18	226	7- 3	311	345	288	288	31	31	
DIV. I NON-CONF.	2- 9	293	0- 0	195	302	315	315	32	32	
TOTALS	RPI 1-25	RPI 26-50	W-L RECORDS	RPI 51-100	RPI 101-150	RPI 150+				
12- 18	0- 1	0- 1	OVERALL	0- 0	0- 1	12- 15				
8- 6	0- 0	0- 0	HOME	0- 0	0- 0	8- 6				
4- 12	0- 1	0- 1	AWAY	0- 0	0- 1	4- 9				
0- 0	0- 0	0- 0	NEUTRAL	0- 0	0- 0	0- 0				
2- 9	0- 1	0- 1	NON-CONFERENCE	0- 0	0- 1	2- 6				
2- 3	0- 0	0- 0	HOME	0- 0	0- 0	2- 3				
0- 6	0- 1	0- 1	AWAY	0- 0	0- 1	0- 3				
0- 0	0- 0	0- 0	NEUTRAL	0- 0	0- 0	0- 0				
10- 9	0- 0	0- 0	CONFERENCE	0- 0	0- 0	10- 9				
6- 3	0- 0	0- 0	HOME	0- 0	0- 0	6- 3				
4- 6	0- 0	0- 0	AWAY	0- 0	0- 0	4- 6				
0- 0	0- 0	0- 0	NEUTRAL	0- 0	0- 0	0- 0				

RPI 1-25				RPI 26-50				RPI 51-100				RPI 101+ Team's RPI: 288			
RPI	S	Opponent	Score	RPI	S	Opponent	Score	RPI	S	Opponent	Score	RPI	S	Opponent	Score
16	A	Maryland	42 106	39	A	West Virginia	45 77					127	A	William & Mary	46 68
												162	A	Pittsburgh	54 89
												165	H	Fairfield	57 70
												192	A	Robert Morris	58 70
												192	H	Robert Morris	44 50
												197	A	Sacred Heart	45 49
												197	H	Sacred Heart	61 59
												227	A	Howard	62 95
												242	A	Saint Francis (PA)	66 58
												242	H	Saint Francis (PA)	88 97
												245	A	Bryant	62 78
												245	A	Bryant	47 59
												245	H	Bryant	61 53
												258	H	UMES	52 63
												268	A	Loyola Maryland	53 58
												291	H	Coppin St.	54 48
												305	A	Central Conn. St.	58 68
												305	H	Central Conn. St.	81 66
												306	H	Lehigh	57 74
												325	A	St. Francis Brooklyn	62 44
												325	H	St. Francis Brooklyn	55 71
												330	H	Morgan St.	65 50
												336	A	LIU Brooklyn	60 63
												336	H	LIU Brooklyn	56 43
												339	A	Fairleigh Dickinson	75 71
												339	H	Fairleigh Dickinson	61 50
LAST 12 Division I GAMES:															
245	A	Bryant	47 59	242	A	Saint Francis (PA)	66 58								
325	H	St. Francis Brooklyn	55 71	245	H	Bryant	61 53								
336	H	LIU Brooklyn	56 43	305	H	Central Conn. St.	81 66								
341	A	Wagner	70 59	197	H	Sacred Heart	61 59								
339	A	Fairleigh Dickinson	75 71	192	H	Robert Morris	44 50								
192	A	Robert Morris	58 70	197	A	Sacred Heart	45 49								

Non-Div I Games:

Mt. St. Mary's

■ Loss,
 ■ Non-Conf,
 ■ S Site,
 ■ Home
 ■ A Away
 N Neutral

M
t
.
S
t
.
M
a
r
y
'
s

RPI S Opponent Score
Mt. St. Mary's

Through Games Of March 8, 2017

RPI	S	Opponent	Score	
341	A	Wagner	70	59
341	H	Wagner	66	47

M
t
.
S
t
.
M
a
r
y
'
s

Mt. St. Mary's

Average RPI Win:	279	WON-LOST	WINNING	LAST 10	STRENGTH OF	OPP. STRENGTH	TEAM	ADJ.	CONF.	ADJ CONF.
Average RPI Loss:	196	RECORD	PCT. RANK	GAMES	SCHEDULE	OF SCHEDULE	RPI	RPI	RPI	RPI
DIV. I ONLY	13- 14	186	3- 7	330	298	264	264	26	26	
DIV. I NON-CONF.	6- 5	148	0- 0	330	335	238	238	26	26	
TOTALS	RPI 1-25	RPI 26-50	W-L RECORDS	RPI 51-100	RPI 101-150	RPI 150+				
13- 14	0- 0	0- 0	OVERALL	0- 2	0- 1	13- 11				
7- 5	0- 0	0- 0	HOME	0- 1	0- 0	7- 4				
5- 8	0- 0	0- 0	AWAY	0- 1	0- 0	5- 7				
1- 1	0- 0	0- 0	NEUTRAL	0- 0	0- 1	1- 0				
6- 5	0- 0	0- 0	NON-CONFERENCE	0- 1	0- 1	6- 3				
3- 1	0- 0	0- 0	HOME	0- 0	0- 0	3- 1				
2- 3	0- 0	0- 0	AWAY	0- 1	0- 0	2- 2				
1- 1	0- 0	0- 0	NEUTRAL	0- 0	0- 1	1- 0				
7- 9	0- 0	0- 0	CONFERENCE	0- 1	0- 0	7- 8				
4- 4	0- 0	0- 0	HOME	0- 1	0- 0	4- 3				
3- 5	0- 0	0- 0	AWAY	0- 0	0- 0	3- 5				
0- 0	0- 0	0- 0	NEUTRAL	0- 0	0- 0	0- 0				

RPI S	Opponent	Score	RPI S	Opponent	Score	RPI S	Opponent	Score	RPI S	Opponent	Score	Team's RPI: 264
						58	H Belmont	69 87	107	N Abilene Christian	57 81	
						70	A Ohio	70 79	172	A Southern Ill.	63 70	
									177	A Morehead St.	59 73	
									199	H UNCG	81 70	
									201	A ETSU	60 79	
									203	A SIUE	84 77	
									203	H SIUE	76 85	
									220	A UT Martin	82 83	
									220	H UT Martin	70 90	
									241	H Evansville	77 82	
									251	A Jacksonville St.	71 64	
									252	H Tennessee St.	80 72	
									262	A Austin Peay	63 75	
									262	H Austin Peay	67 62	
									267	A Southeast Mo. St.	70 79	
									267	H Southeast Mo. St.	67 80	
									270	H Eastern Ky.	70 64	
									281	A Tennessee Tech	54 72	
									296	A Northern Ky.	72 69	
									299	H Lipscomb	79 59	
									301	A Eastern Ill.	66 57	
									301	H Eastern Ill.	92 74	
									311	A Mississippi Val.	80 62	
									333	N Incarnate Word	72 68	
									349	H Alabama A&M	81 49	
LAST 12 Division I GAMES:												
220	A	UT Martin	82	83	58	H	Belmont	69	87			
267	H	Southeast Mo. St.	67	80	177	A	Morehead St.	59	73			
203	H	SIUE	76	85	220	H	UT Martin	70	90			
301	A	Eastern Ill.	66	57	267	A	Southeast Mo. St.	70	79			
262	H	Austin Peay	67	62	262	A	Austin Peay	63	75			
270	H	Eastern Ky.	70	64	203	A	SIUE	84	77			

Non-Div I Games: Eureka 101 59 MacMurray 93 37

Murray St.

Loss, Non-Conf, S Site, H Home A Away N Neutral

Average RPI Win:	285	WON-LOST	WINNING	LAST 10	STRENGTH OF	OPP. STRENGTH	TEAM	ADJ.	CONF.	ADJ CONF.
Average RPI Loss:	180	RECORD	PCT. RANK	GAMES	SCHEDULE	OF SCHEDULE	RPI	RPI	RPI	RPI
DIV. I ONLY	12- 17	221	6- 4	298	317	278	278	32	32	
DIV. I NON-CONF.	2- 9	293	0- 0	71	73	259	259	31	31	
TOTALS	RPI 1-25	RPI 26-50	W-L RECORDS	RPI 51-100	RPI 101-150	RPI 150+				
12- 17	0- 1	0- 2	OVERALL	1- 2	0- 1	11- 11				
7- 5	0- 1	0- 1	HOME	1- 0	0- 0	6- 3				
3- 8	0- 0	0- 0	AWAY	0- 1	0- 0	3- 7				
2- 4	0- 0	0- 1	NEUTRAL	0- 1	0- 1	2- 1				
2- 9	0- 1	0- 2	NON-CONFERENCE	1- 2	0- 1	1- 3				
2- 2	0- 1	0- 1	HOME	1- 0	0- 0	1- 0				
0- 3	0- 0	0- 0	AWAY	0- 1	0- 0	0- 2				
0- 4	0- 0	0- 1	NEUTRAL	0- 1	0- 1	0- 1				
10- 8	0- 0	0- 0	CONFERENCE	0- 0	0- 0	10- 8				
5- 3	0- 0	0- 0	HOME	0- 0	0- 0	5- 3				
3- 5	0- 0	0- 0	AWAY	0- 0	0- 0	3- 5				
2- 0	0- 0	0- 0	NEUTRAL	0- 0	0- 0	2- 0				

RPI 1-25				RPI 26-50				RPI 51-100				RPI 101+ Team's RPI: 278			
RPI	S	Opponent	Score	RPI	S	Opponent	Score	RPI	S	Opponent	Score	RPI	S	Opponent	Score
10	H	UCLA	42 83	39	N	West Virginia	64 80	70	H	Ohio	63 57	119	N	Ball St.	57 76
				46	H	Auburn	36 68	82	N	Florida	38 67	168	A	Hampton	57 64
								90	A	FGCU	41 67	169	H	Bethune-Cookman	60 65
												215	A	Appalachian St.	58 71
												220	H	UT Martin	74 59
												227	A	Howard	61 69
												227	H	Howard	63 55
												227	N	Howard	68 58
												232	N	Marist	64 69
												250	A	Ga. Southern	50 65
												258	A	UMES	50 58
												258	H	UMES	57 60
												273	A	Norfolk St.	53 69
												291	A	Coppin St.	57 65
												297	H	Savannah St.	89 54
												330	A	Morgan St.	67 62
												331	H	Florida A&M	65 57
												335	A	N.C. Central	62 38
												335	H	N.C. Central	54 58
												335	N	N.C. Central	71 58
												347	A	Delaware St.	68 60
												347	H	Delaware St.	83 44
												348	H	South Carolina St.	66 54
LAST 12 Division I GAMES:															
				227	N	Howard	68 58	227	A	Howard	61 69				
				335	N	N.C. Central	71 58	348	H	South Carolina St.	66 54				
				335	H	N.C. Central	54 58	331	H	Florida A&M	65 57				
				169	H	Bethune-Cookman	60 65	347	A	Delaware St.	68 60				
				297	H	Savannah St.	89 54	273	A	Norfolk St.	53 69				
				258	A	UMES	50 58	335	A	N.C. Central	62 38				

Non-Div I Games: Francis Marion 72 65 Slippery Rock 70 59

N.C. A&T

■ Loss,
 ■ Non-Conf, S Site,
 ■ Home
 ■ Away
 N Neutral

N.C. Central

Through Games Of March 8, 2017

Average RPI Win:	307	WON-LOST	WINNING	LAST 10	STRENGTH OF	OPP. STRENGTH	TEAM	ADJ.	CONF.	ADJ CONF.
Average RPI Loss:	223	RECORD	PCT. RANK	GAMES	SCHEDULE	OF SCHEDULE	RPI	RPI	RPI	RPI
DIV. I ONLY	7- 20	302	5- 5	324	339	335	335	32	32	
DIV. I NON-CONF.	0- 10	335	0- 0	202	281	341	341	31	31	
TOTALS	RPI 1-25	RPI 26-50	W-L RECORDS	RPI 51-100	RPI 101-150	RPI 150+				
7- 20	0- 0	0- 1	OVERALL	0- 1	0- 1	7- 17				
5- 7	0- 0	0- 0	HOME	0- 0	0- 0	5- 7				
2- 12	0- 0	0- 1	AWAY	0- 1	0- 1	2- 9				
0- 1	0- 0	0- 0	NEUTRAL	0- 0	0- 0	0- 1				
0- 10	0- 0	0- 1	NON-CONFERENCE	0- 1	0- 1	0- 7				
0- 4	0- 0	0- 0	HOME	0- 0	0- 0	0- 4				
0- 6	0- 0	0- 1	AWAY	0- 1	0- 1	0- 3				
0- 0	0- 0	0- 0	NEUTRAL	0- 0	0- 0	0- 0				
7- 10	0- 0	0- 0	CONFERENCE	0- 0	0- 0	7- 10				
5- 3	0- 0	0- 0	HOME	0- 0	0- 0	5- 3				
2- 6	0- 0	0- 0	AWAY	0- 0	0- 0	2- 6				
0- 1	0- 0	0- 0	NEUTRAL	0- 0	0- 0	0- 1				

RPI S	Opponent	Score	RPI S	Opponent	Score	RPI S	Opponent	Score	RPI S	Opponent	Score	Team's RPI: 335
38	A North Carolina St.	33 83	57	A Purdue	27 61	130	A Old Dominion	52 83	168	A Hampton	36 60	
						169	H Bethune-Cookman	52 62	191	A Campbell	30 61	
						199	H UNCG	51 64	227	A Howard	48 62	
						227	H Howard	50 73	228	H Presbyterian	63 72	
						239	H Wofford	54 64	254	A Coastal Caro.	50 66	
						257	A Furman	40 60	258	A UMES	51 73	
						258	H UMES	68 59	273	A Norfolk St.	40 71	
						278	A N.C. A&T	58 54	278	H N.C. A&T	38 62	
						278	N N.C. A&T	58 71	291	A Coppin St.	58 46	
						297	H Savannah St.	58 51	315	H USC Upstate	58 68	
						330	A Morgan St.	42 44	331	H Florida A&M	52 49	
						347	A Delaware St.	51 55	347	H Delaware St.	68 63	
						348	H South Carolina St.	52 41				
LAST 12 Division I GAMES:												
278	N N.C. A&T	58 71	331	H Florida A&M	52 49							
278	A N.C. A&T	58 54	348	H South Carolina St.	52 41							
297	H Savannah St.	58 51	291	A Coppin St.	58 46							
169	H Bethune-Cookman	52 62	330	A Morgan St.	42 44							
227	A Howard	48 62	347	A Delaware St.	51 55							
258	A UMES	51 73	278	H N.C. A&T	38 62							

Non-Div I Games: Johnson & Wales (NC75 38 Pfeiffer 47 50

N.C. Central

Loss, Non-Conf, S Site, H Home A Away N Neutral

Average RPI Win:	312	WON-LOST	WINNING	LAST 10	STRENGTH OF	OPP. STRENGTH	TEAM	ADJ.	CONF.	ADJ CONF.
Average RPI Loss:	187	RECORD	PCT. RANK	GAMES	SCHEDULE	OF SCHEDULE	RPI	RPI	RPI	RPI
DIV. I ONLY	9- 19	270	3- 7	338	282	321	321	25	25	
DIV. I NON-CONF.	5- 8	218	0- 0	338	342	312	312	24	24	
TOTALS	RPI 1-25	RPI 26-50	W-L RECORDS	RPI 51-100	RPI 101-150	RPI 150+				
9- 19	0- 0	0- 1	OVERALL	0- 5	0- 3	9- 10				
5- 7	0- 0	0- 0	HOME	0- 2	0- 1	5- 4				
3- 12	0- 0	0- 1	AWAY	0- 3	0- 2	3- 6				
1- 0	0- 0	0- 0	NEUTRAL	0- 0	0- 0	1- 0				
5- 8	0- 0	0- 1	NON-CONFERENCE	0- 1	0- 1	5- 5				
2- 3	0- 0	0- 0	HOME	0- 0	0- 0	2- 3				
2- 5	0- 0	0- 1	AWAY	0- 1	0- 1	2- 2				
1- 0	0- 0	0- 0	NEUTRAL	0- 0	0- 0	1- 0				
4- 11	0- 0	0- 0	CONFERENCE	0- 4	0- 2	4- 5				
3- 4	0- 0	0- 0	HOME	0- 2	0- 1	3- 1				
1- 7	0- 0	0- 0	AWAY	0- 2	0- 1	1- 4				
0- 0	0- 0	0- 0	NEUTRAL	0- 0	0- 0	0- 0				

RPI 1-25			RPI 26-50			RPI 51-100			RPI 101+			Team's RPI: 321
RPI	S	Opponent	Score	RPI	S	Opponent	Score	RPI	S	Opponent	Score	
43	A	Harvard	38 59	71	A	Bucknell	36 67	101	A	Stetson	43 77	
				90	A	FGCU	53 73	101	H	Stetson	37 60	
				90	H	FGCU	46 77	112	A	Saint Joseph's	36 75	
				95	A	Jacksonville	59 75	194	H	Columbia	51 65	
				95	H	Jacksonville	56 75	212	H	Binghamton	44 68	
								227	H	Howard	70 55	
								271	A	Kennesaw St.	60 62	
								271	A	Kennesaw St.	64 75	
								271	H	Kennesaw St.	56 66	
								275	A	Vermont	42 64	
								295	A	North Florida	51 61	
								295	H	North Florida	64 62	
								299	A	Lipscomb	76 53	
								299	H	Lipscomb	76 68	
								306	A	Lehigh	52 84	
								315	A	USC Upstate	58 75	
								315	H	USC Upstate	70 66	
								336	N	LIU Brooklyn	50 48	
								339	H	Fairleigh Dickinson	61 66	
								341	H	Wagner	68 45	
								345	A	Chicago St.	57 42	
								347	A	Delaware St.	57 43	
LAST 12 Division I GAMES:												
271	A	Kennesaw St.	60 62	271	H	Kennesaw St.	56 66					
315	H	USC Upstate	70 66	299	A	Lipscomb	76 53					
90	H	FGCU	46 77	271	A	Kennesaw St.	64 75					
101	H	Stetson	37 60	299	H	Lipscomb	76 68					
295	A	North Florida	51 61	101	A	Stetson	43 77					
95	A	Jacksonville	59 75	90	A	FGCU	53 73					

Non-Div I Games: St. Joseph's (Brkln87 53 Rutgers-Newark 83 52

NJIT

■ Loss,
 ■ Non-Conf,
 ■ S Site,
 ■ Home
 ■ A Away
 N Neutral

Average RPI Win: 250	WON-LOST	WINNING	LAST 10	STRENGTH OF	OPP. STRENGTH	TEAM	ADJ.	CONF.	ADJ CONF.
Average RPI Loss: 135	RECORD	PCT. RANK	GAMES	SCHEDULE	OF SCHEDULE	RPI	RPI	RPI	RPI
DIV. I ONLY	21- 8	58	7- 3	307	223	137	137	24	24
DIV. I NON-CONF.	6- 4	127	0- 0	272	100	151	151	25	25
TOTALS	RPI 1-25	RPI 26-50	W-L RECORDS	RPI 51-100	RPI 101-150	RPI 150+			
21- 8	0- 1	0- 0	OVERALL	0- 3	1- 0	20- 4			
12- 2	0- 0	0- 0	HOME	0- 1	1- 0	11- 1			
9- 5	0- 1	0- 0	AWAY	0- 2	0- 0	9- 2			
0- 1	0- 0	0- 0	NEUTRAL	0- 0	0- 0	0- 1			
6- 4	0- 1	0- 0	NON-CONFERENCE	0- 1	1- 0	5- 2			
4- 0	0- 0	0- 0	HOME	0- 0	1- 0	3- 0			
2- 3	0- 1	0- 0	AWAY	0- 1	0- 0	2- 1			
0- 1	0- 0	0- 0	NEUTRAL	0- 0	0- 0	0- 1			
15- 4	0- 0	0- 0	CONFERENCE	0- 2	0- 0	15- 2			
8- 2	0- 0	0- 0	HOME	0- 1	0- 0	8- 1			
7- 2	0- 0	0- 0	AWAY	0- 1	0- 0	7- 1			
0- 0	0- 0	0- 0	NEUTRAL	0- 0	0- 0	0- 0			

RPI 1-25				RPI 26-50				RPI 51-100				RPI 101+ Team's RPI: 137			
RPI	S	Opponent	Score	RPI	S	Opponent	Score	RPI	S	Opponent	Score	RPI	S	Opponent	Score
20	A	Tennessee	55 85					71	A	Bucknell	64 67	147	H	Iona	73 68
								71	H	Bucknell	54 63	157	A	Army West Point	63 58
								87	A	Wake Forest	65 75	157	H	Army West Point	67 62
												173	N	Arkansas	67 70
												178	H	Hofstra	78 69
												182	H	Cleveland St.	88 63
												188	A	American	48 50
												188	H	American	60 44
												193	A	George Mason	64 68
												225	A	Boston U.	62 59
												225	H	Boston U.	55 41
												229	H	Liberty	67 66
												268	A	Loyola Maryland	55 43
												268	H	Loyola Maryland	77 51
												274	A	Colgate	80 67
												274	H	Colgate	61 69
												283	A	Nevada	79 62
												300	A	Lafayette	68 65
												300	H	Lafayette	53 37
												300	H	Lafayette	76 41
												306	A	Lehigh	66 64
												306	H	Lehigh	79 44
												317	A	Holy Cross	73 71
												317	H	Holy Cross	57 56
												322	A	Air Force	64 46
LAST 12 Division I GAMES:															
300	H	Lafayette	53 37	300	A	Lafayette	68 65								
188	H	American	60 44	268	A	Loyola Maryland	55 43								
71	H	Bucknell	54 63	274	H	Colgate	61 69								
188	A	American	48 50	225	H	Boston U.	55 41								
157	H	Army West Point	67 62	317	A	Holy Cross	73 71								
306	H	Lehigh	79 44	157	A	Army West Point	63 58								

Non-Div I Games: Goucher 93 40

Navy

■ Loss,
 ■ Non-Conf,
 ■ S Site,
 ■ Home
 ■ A Away
 N Neutral

Nebraska

Through Games Of March 8, 2017

Average RPI Win:	136	WON-LOST	WINNING	LAST 10	STRENGTH OF	OPP. STRENGTH	TEAM	ADJ.	CONF.	ADJ CONF.
Average RPI Loss:	71	RECORD	PCT. RANK	GAMES	SCHEDULE	OF SCHEDULE	RPI	RPI	RPI	RPI
DIV. I ONLY	7- 22	308	2- 8	27	42	196	196	6	6	
DIV. I NON-CONF.	4- 8	230	0- 0	16	8	164	164	6	6	
TOTALS	RPI 1-25	RPI 26-50	W-L RECORDS	RPI 51-100	RPI 101-150	RPI 150+				
7- 22	0- 6	2- 4	OVERALL	1- 7	1- 2	3- 3				
7- 9	0- 4	2- 2	HOME	1- 3	1- 0	3- 0				
0- 10	0- 2	0- 2	AWAY	0- 3	0- 1	0- 2				
0- 3	0- 0	0- 0	NEUTRAL	0- 1	0- 1	0- 1				
4- 8	0- 3	0- 1	NON-CONFERENCE	1- 2	1- 2	2- 0				
4- 4	0- 2	0- 1	HOME	1- 1	1- 0	2- 0				
0- 2	0- 1	0- 0	AWAY	0- 0	0- 1	0- 0				
0- 2	0- 0	0- 0	NEUTRAL	0- 1	0- 1	0- 0				
3- 14	0- 3	2- 3	CONFERENCE	0- 5	0- 0	1- 3				
3- 5	0- 2	2- 1	HOME	0- 2	0- 0	1- 0				
0- 8	0- 1	0- 2	AWAY	0- 3	0- 0	0- 2				
0- 1	0- 0	0- 0	NEUTRAL	0- 0	0- 0	0- 1				

RPI	S	Opponent	Score	RPI	S	Opponent	Score	RPI	S	Opponent	Score	RPI	S	Opponent	Score	Team's RPI: 196
1	H	UConn	41 84	28	H	Drake	70 84	51	N	Virginia	51 73	102	N	Washington St.	65 79	
16	H	Maryland	49 93	42	A	Michigan St.	73 93	53	H	Colorado St.	62 59	105	A	Virginia Tech	67 76	
23	H	Missouri	35 55	42	H	Michigan St.	76 74	54	H	California	65 86	148	H	Omaha	66 58	
24	A	Creighton	64 80	47	A	Michigan	60 88	57	A	Purdue	45 88	200	H	San Jose St.	83 61	
25	A	Ohio St.	75 95	47	H	Michigan	51 84	64	A	Iowa	72 75	208	A	Illinois	59 79	
25	H	Ohio St.	69 87	49	H	Indiana	67 64	68	H	Northwestern	58 62	208	N	Illinois	70 79	
								72	H	Minnesota	69 79	211	A	Wisconsin	56 82	
								85	A	Penn St.	69 86	226	H	Rutgers	62 58	
												237	H	UTRGV	71 53	
LAST 12 Division I GAMES:																
208	N	Illinois	70 79	72	H	Minnesota	69 79									
42	H	Michigan St.	76 74	25	A	Ohio St.	75 95									
47	A	Michigan	60 88	57	A	Purdue	45 88									
49	H	Indiana	67 64	47	H	Michigan	51 84									
25	H	Ohio St.	69 87	85	A	Penn St.	69 86									
211	A	Wisconsin	56 82	208	A	Illinois	59 79									

Non-Div I Games:

Nebraska

■ Loss,
 ■ Non-Conf, S Site,
 ■ Home
 ■ Away
 N Neutral

Nevada

Through Games Of March 8, 2017

Average RPI Win: 244	WON-LOST	WINNING	LAST 10	STRENGTH OF	OPP. STRENGTH	TEAM	ADJ.	CONF.	ADJ CONF.
Average RPI Loss: 151	RECORD	PCT. RANK	GAMES	SCHEDULE	OF SCHEDULE	RPI	RPI	RPI	RPI
DIV. I ONLY	10- 19	259	3- 7	268	154	283	283	13	13
DIV. I NON-CONF.	5- 5	165	0- 0	319	245	275	275	15	15
TOTALS	RPI 1-25	RPI 26-50	W-L RECORDS	RPI 51-100	RPI 101-150	RPI 150+			
10- 19	0- 0	1- 1	OVERALL	0- 3	0- 7	9- 8			
7- 9	0- 0	1- 0	HOME	0- 2	0- 4	6- 3			
3- 9	0- 0	0- 1	AWAY	0- 1	0- 2	3- 5			
0- 1	0- 0	0- 0	NEUTRAL	0- 0	0- 1	0- 0			
5- 5	0- 0	0- 0	NON-CONFERENCE	0- 1	0- 2	5- 2			
3- 4	0- 0	0- 0	HOME	0- 1	0- 2	3- 1			
2- 1	0- 0	0- 0	AWAY	0- 0	0- 0	2- 1			
0- 0	0- 0	0- 0	NEUTRAL	0- 0	0- 0	0- 0			
5- 14	0- 0	1- 1	CONFERENCE	0- 2	0- 5	4- 6			
4- 5	0- 0	1- 0	HOME	0- 1	0- 2	3- 2			
1- 8	0- 0	0- 1	AWAY	0- 1	0- 2	1- 4			
0- 1	0- 0	0- 0	NEUTRAL	0- 0	0- 1	0- 0			

RPI S	Opponent	Score	RPI S	Opponent	Score	RPI S	Opponent	Score	RPI S	Opponent	Score	Team's RPI: 283
48	A Boise St.	74 77	48	H Boise St.	69 62	53	A Colorado St.	51 64	104	A UNLV	41 60	
						78	H Utah	50 80	104	H UNLV	49 64	
						98	H Wyoming	59 72	121	H Long Beach St.	93 97	
									137	H Navy	62 79	
									145	A Fresno St.	54 68	
									145	H Fresno St.	70 71	
									145	N Fresno St.	57 62	
									151	A New Mexico	50 59	
									151	H New Mexico	63 69	
									166	H Memphis	75 67	
									189	A Utah St.	57 60	
									189	H Utah St.	69 81	
									200	A San Jose St.	84 107	
									200	H San Jose St.	108 85	
									223	A San Diego	54 70	
									240	H Hawaii	67 59	
									269	A San Diego St.	78 83	
									269	H San Diego St.	88 65	
									277	H Portland	72 59	
									285	A Sacramento St.	99 95	
									312	A Pepperdine	69 60	
									322	A Air Force	56 51	
									322	H Air Force	65 58	
									326	H UC Irvine	59 72	
LAST 12 Division I GAMES:												
145	N Fresno St.	57 62	322	H Air Force	65 58							
53	A Colorado St.	51 64	269	H San Diego St.	88 65							
200	H San Jose St.	108 85	104	A UNLV	41 60							
104	H UNLV	49 64	189	H Utah St.	69 81							
48	A Boise St.	74 77	151	A New Mexico	50 59							
189	A Utah St.	57 60	48	H Boise St.	69 62							

Non-Div I Games: Holy Names 70 42

Nevada

■ Loss,
 ■ Non-Conf, S Site,
 ■ Home
 ■ Away
 N Neutral

New Hampshire

Through Games Of March 8, 2017

Average RPI Win:	229	WON-LOST	WINNING	LAST 10	STRENGTH OF	OPP. STRENGTH	TEAM	ADJ.	CONF.	ADJ CONF.
Average RPI Loss:	102	RECORD	PCT. RANK	GAMES	SCHEDULE	OF SCHEDULE	RPI	RPI	RPI	RPI
DIV. I ONLY	25- 5	14	8- 2	280	212	76	76	22	22	
DIV. I NON-CONF.	9- 3	63	0- 0	261	217	103	103	22	22	
TOTALS	RPI 1-25	RPI 26-50	W-L RECORDS	RPI 51-100	RPI 101-150	RPI 150+				
25- 5	0- 1	0- 0	OVERALL	0- 0	3- 4	22- 0				
13- 1	0- 0	0- 0	HOME	0- 0	2- 1	11- 0				
11- 3	0- 1	0- 0	AWAY	0- 0	1- 2	10- 0				
1- 1	0- 0	0- 0	NEUTRAL	0- 0	0- 1	1- 0				
9- 3	0- 1	0- 0	NON-CONFERENCE	0- 0	0- 2	9- 0				
5- 1	0- 0	0- 0	HOME	0- 0	0- 1	5- 0				
4- 2	0- 1	0- 0	AWAY	0- 0	0- 1	4- 0				
0- 0	0- 0	0- 0	NEUTRAL	0- 0	0- 0	0- 0				
16- 2	0- 0	0- 0	CONFERENCE	0- 0	3- 2	13- 0				
8- 0	0- 0	0- 0	HOME	0- 0	2- 0	6- 0				
7- 1	0- 0	0- 0	AWAY	0- 0	1- 1	6- 0				
1- 1	0- 0	0- 0	NEUTRAL	0- 0	0- 1	1- 0				

RPI	S	Opponent	Score	RPI	S	Opponent	Score	RPI	S	Opponent	Score	RPI	S	Opponent	Score
14	A	Kentucky	43 92									114	A	Albany (NY)	55 64
												114	H	Albany (NY)	71 58
												124	A	Maine	65 57
												124	H	Maine	50 44
												124	N	Maine	52 61
												125	A	Cornell	56 61
												134	H	Yale	58 64
												152	A	Northeastern	66 63
												176	A	Siena	77 67
												181	A	Hartford	62 57
												181	H	Hartford	58 50
												197	H	Sacred Heart	71 43
												210	A	UMBC	65 61
												210	H	UMBC	60 50
												212	A	Binghamton	70 62
												212	H	Binghamton	76 69
												216	H	Dartmouth	64 47
												225	A	Boston U.	59 51
												245	H	Bryant	62 60
												259	A	Stony Brook	56 45
												259	H	Stony Brook	49 46
												259	N	Stony Brook	58 49
												275	A	Vermont	57 49
												275	H	Vermont	66 47
												279	A	Manhattan	59 42
												305	H	Central Conn. St.	56 52
LAST 12 Division I GAMES:															

Non-Div I Games: New England Col. 58 38

New Hampshire

Loss, Non-Conf, S Site, H Home A Away N Neutral

RPI	S	Opponent	Score	
341	H	Wagner	73	40
344	A	UMass Lowell	76	57
344	H	UMass Lowell	58	45

New Hampshire

New Mexico

Through Games Of March 8, 2017

Average RPI Win:	211	WON-LOST	WINNING	LAST 10	STRENGTH OF	OPP. STRENGTH	TEAM	ADJ.	CONF.	ADJ CONF.
Average RPI Loss:	98	RECORD	PCT. RANK	GAMES	SCHEDULE	OF SCHEDULE	RPI	RPI	RPI	RPI
DIV. I ONLY	14- 15	181	3- 6	77	140	151	151	13	13	
DIV. I NON-CONF.	4- 6	209	0- 0	140	83	228	228	15	15	
TOTALS	RPI 1-25	RPI 26-50	W-L RECORDS	RPI 51-100	RPI 101-150	RPI 150+				
14- 15	0- 0	1- 3	OVERALL	1- 5	3- 6	9- 1				
10- 6	0- 0	1- 0	HOME	1- 3	2- 3	6- 0				
4- 8	0- 0	0- 2	AWAY	0- 2	1- 3	3- 1				
0- 1	0- 0	0- 1	NEUTRAL	0- 0	0- 0	0- 0				
4- 6	0- 0	0- 1	NON-CONFERENCE	1- 1	1- 4	2- 0				
4- 3	0- 0	0- 0	HOME	1- 1	1- 2	2- 0				
0- 3	0- 0	0- 1	AWAY	0- 0	0- 2	0- 0				
0- 0	0- 0	0- 0	NEUTRAL	0- 0	0- 0	0- 0				
10- 9	0- 0	1- 2	CONFERENCE	0- 4	2- 2	7- 1				
6- 3	0- 0	1- 0	HOME	0- 2	1- 1	4- 0				
4- 5	0- 0	0- 1	AWAY	0- 2	1- 1	3- 1				
0- 1	0- 0	0- 1	NEUTRAL	0- 0	0- 0	0- 0				

RPI S	Opponent	Score	RPI S	Opponent	Score	RPI S	Opponent	Score	RPI S	Opponent	Score	Team's RPI: 151
27	A Marquette	52 62	53	A Colorado St.	55 58	103	A Texas Tech	58 69				
48	A Boise St.	62 64	53	H Colorado St.	63 78	104	A UNLV	42 56				
48	H Boise St.	75 68	72	H Minnesota	65 69	104	H UNLV	52 61				
48	N Boise St.	62 64	98	A Wyoming	52 68	112	H Saint Joseph's	67 79				
			98	H Wyoming	58 60	140	A New Mexico St.	70 77				
			100	H SMU	64 49	140	H New Mexico St.	84 55				
						142	H Tulsa	64 67				
						145	A Fresno St.	80 54				
						145	H Fresno St.	66 57				
						189	A Utah St.	68 58				
						189	H Utah St.	78 67				
						200	A San Jose St.	82 72				
						269	A San Diego St.	51 63				
						269	H San Diego St.	85 42				
						283	A Nevada	69 63				
						283	H Nevada	59 50				
						303	H UTEP	79 66				
						322	H Air Force	81 64				
						339	H Fairleigh Dickinson	83 56				
LAST 12 Division I GAMES:												
48	N Boise St.	62 64	322	H Air Force	81 64							
269	A San Diego St.	51 63	200	A San Jose St.	82 72							
98	H Wyoming	58 60	104	H UNLV	52 61							
53	A Colorado St.	55 58	283	H Nevada	59 50							
145	H Fresno St.	66 57	189	A Utah St.	68 58							
48	A Boise St.	62 64	98	A Wyoming	52 68							

Non-Div I Games: Northern N.M. 87 47

New Mexico

■ Loss,
 ■ Non-Conf, S Site,
 ■ Home
 ■ Away
 N Neutral

Average RPI Win:	271	WON-LOST	WINNING	LAST 10	STRENGTH OF	OPP. STRENGTH	TEAM	ADJ.	CONF.	ADJ CONF.
Average RPI Loss:	137	RECORD	PCT. RANK	GAMES	SCHEDULE	OF SCHEDULE	RPI	RPI	RPI	RPI
DIV. I ONLY	20- 6	32	10- 0	326	276	140	140	29	29	
DIV. I NON-CONF.	6- 6	165	0- 0	297	136	219	219	29	29	
TOTALS	RPI 1-25	RPI 26-50	W-L RECORDS	RPI 51-100	RPI 101-150	RPI 150+				
20- 6	0- 0	0- 1	OVERALL	0- 0	0- 2	20- 3				
10- 1	0- 0	0- 0	HOME	0- 0	0- 1	10- 0				
9- 2	0- 0	0- 0	AWAY	0- 0	0- 0	9- 2				
1- 3	0- 0	0- 1	NEUTRAL	0- 0	0- 1	1- 1				
6- 6	0- 0	0- 1	NON-CONFERENCE	0- 0	0- 2	6- 3				
3- 1	0- 0	0- 0	HOME	0- 0	0- 1	3- 0				
2- 2	0- 0	0- 0	AWAY	0- 0	0- 0	2- 2				
1- 3	0- 0	0- 1	NEUTRAL	0- 0	0- 1	1- 1				
14- 0	0- 0	0- 0	CONFERENCE	0- 0	0- 0	14- 0				
7- 0	0- 0	0- 0	HOME	0- 0	0- 0	7- 0				
7- 0	0- 0	0- 0	AWAY	0- 0	0- 0	7- 0				
0- 0	0- 0	0- 0	NEUTRAL	0- 0	0- 0	0- 0				

RPI 1-25			RPI 26-50			RPI 51-100			RPI 101+			Team's RPI: 140
RPI	S	Opponent	Score	RPI	S	Opponent	Score	RPI	S	Opponent	Score	
				33	N	Quinnipiac	46 49					
								104	N	UNLV	47 52	
								131	H	Arizona	63 74	
								151	A	New Mexico	55 84	
								151	H	New Mexico	77 70	
								163	N	Santa Clara	46 60	
								200	H	San Jose St.	66 55	
								217	A	Seattle U	64 61	
								217	H	Seattle U	73 69	
								237	A	UTRGV	64 46	
								237	H	UTRGV	87 67	
								240	A	Hawaii	53 56	
								246	A	Grand Canyon	81 65	
								246	H	Grand Canyon	67 60	
								263	A	CSU Bakersfield	64 55	
								263	H	CSU Bakersfield	69 55	
								285	N	Sacramento St.	99 73	
								293	A	Northern Ariz.	79 68	
								298	A	UMKC	60 43	
								298	H	UMKC	78 72	
								303	A	UTEP	67 59	
								312	H	Pepperdine	75 66	
								328	A	Utah Valley	66 53	
								328	H	Utah Valley	63 46	
								345	A	Chicago St.	65 54	
								345	H	Chicago St.	100 63	
LAST 12 Division I GAMES:												
				237	A	UTRGV	64 46					
				217	A	Seattle U	64 61					
				328	A	Utah Valley	66 53					
				237	H	UTRGV	87 67					
				246	H	Grand Canyon	67 60					
				263	H	CSU Bakersfield	69 55					
				345	A	Chicago St.	65 54					
				328	H	Utah Valley	63 46					
				217	H	Seattle U	73 69					
				298	A	UMKC	60 43					
				263	A	CSU Bakersfield	64 55					
				246	A	Grand Canyon	81 65					

Non-Div I Games: N.M. Highlands 94 37 Western N.M. 85 28

New Mexico St.

Loss, Non-Conf, S Site, H Home A Away N Neutral

New Orleans

Through Games Of March 8, 2017

Average RPI Win:	296	WON-LOST	WINNING	LAST 10	STRENGTH OF	OPP. STRENGTH	TEAM	ADJ.	CONF.	ADJ CONF.
Average RPI Loss:	153	RECORD	PCT. RANK	GAMES	SCHEDULE	OF SCHEDULE	RPI	RPI	RPI	RPI
DIV. I ONLY	11- 14	210	4- 6	228	305	221	221	27	27	
DIV. I NON-CONF.	2- 5	259	0- 0	52	169	172	172	27	27	
TOTALS	RPI 1-25	RPI 26-50	W-L RECORDS	RPI 51-100	RPI 101-150	RPI 150+				
11- 14	0- 1	0- 0	OVERALL	0- 4	0- 5	11- 4				
7- 4	0- 0	0- 0	HOME	0- 2	0- 1	7- 1				
4- 10	0- 1	0- 0	AWAY	0- 2	0- 4	4- 3				
0- 0	0- 0	0- 0	NEUTRAL	0- 0	0- 0	0- 0				
2- 5	0- 1	0- 0	NON-CONFERENCE	0- 1	0- 2	2- 1				
1- 1	0- 0	0- 0	HOME	0- 0	0- 0	1- 1				
1- 4	0- 1	0- 0	AWAY	0- 1	0- 2	1- 0				
0- 0	0- 0	0- 0	NEUTRAL	0- 0	0- 0	0- 0				
9- 9	0- 0	0- 0	CONFERENCE	0- 3	0- 3	9- 3				
6- 3	0- 0	0- 0	HOME	0- 2	0- 1	6- 0				
3- 6	0- 0	0- 0	AWAY	0- 1	0- 2	3- 3				
0- 0	0- 0	0- 0	NEUTRAL	0- 0	0- 0	0- 0				

RPI	S	Opponent	Score	RPI	S	Opponent	Score	RPI	S	Opponent	Score	RPI	S	Opponent	Score	Team's RPI: 221
13	A	Texas	48 80					59	A	Iowa St.	63 100	107	A	Abilene Christian	55 68	
								97	H	Central Ark.	51 55	116	A	Southern Miss.	53 78	
								99	A	SFA	61 88	132	A	Lamar University	42 73	
								99	H	SFA	67 71	132	H	Lamar University	55 66	
												133	A	Alabama	57 78	
												185	H	Texas Southern	63 57	
												243	H	South Ala.	62 65	
												251	A	Jacksonville St.	81 79	
												284	H	A&M-Corpus Christi	75 54	
												287	A	McNeese	71 59	
												287	H	McNeese	92 85	
												289	A	Nicholls St.	69 79	
												289	H	Nicholls St.	81 77	
												294	A	Northwestern St.	93 95	
												329	A	Southeastern La.	70 85	
												329	H	Southeastern La.	102 87	
												333	A	Incarinate Word	71 67	
												333	H	Incarinate Word	84 58	
												338	A	Houston Baptist	73 63	
												340	H	Sam Houston St.	78 49	
LAST 12 Division I GAMES:																
289	A	Nicholls St.	69 79	333	H	Incarinate Word	84 58									
329	H	Southeastern La.	102 87	289	H	Nicholls St.	81 77									
294	A	Northwestern St.	93 95	132	H	Lamar University	55 66									
99	H	SFA	67 71	99	A	SFA	61 88									
287	H	McNeese	92 85	287	A	McNeese	71 59									
329	A	Southeastern La.	70 85	97	H	Central Ark.	51 55									

Non-Div I Games: Blue Mountain 75 37 Crowley's Ridge 123 33 Trinity Baptist 100 35

New Orleans

Loss, Non-Conf, S Site, H Home A Away N Neutral

Niagara

Through Games Of March 8, 2017

Average RPI Win: 244	WON-LOST	WINNING	LAST 10	STRENGTH OF	OPP. STRENGTH	TEAM	ADJ.	CONF.	ADJ CONF.
Average RPI Loss: 144	RECORD	PCT. RANK	GAMES	SCHEDULE	OF SCHEDULE	RPI	RPI	RPI	RPI
DIV. I ONLY	8- 22	296	3- 7	142	190	265	265	18	18
DIV. I NON-CONF.	3- 6	230	0- 0	14	128	106	106	17	17
TOTALS	RPI 1-25	RPI 26-50	W-L RECORDS	RPI 51-100	RPI 101-150	RPI 150+			
8- 22	0- 1	0- 4	OVERALL	0- 2	0- 5	8- 10			
5- 8	0- 1	0- 1	HOME	0- 0	0- 2	5- 4			
3- 13	0- 0	0- 3	AWAY	0- 2	0- 3	3- 5			
0- 1	0- 0	0- 0	NEUTRAL	0- 0	0- 0	0- 1			
3- 6	0- 1	0- 2	NON-CONFERENCE	0- 2	0- 1	3- 0			
2- 1	0- 1	0- 0	HOME	0- 0	0- 0	2- 0			
1- 5	0- 0	0- 2	AWAY	0- 2	0- 1	1- 0			
0- 0	0- 0	0- 0	NEUTRAL	0- 0	0- 0	0- 0			
5- 16	0- 0	0- 2	CONFERENCE	0- 0	0- 4	5- 10			
3- 7	0- 0	0- 1	HOME	0- 0	0- 2	3- 4			
2- 8	0- 0	0- 1	AWAY	0- 0	0- 2	2- 5			
0- 1	0- 0	0- 0	NEUTRAL	0- 0	0- 0	0- 1			

RPI 1-25				RPI 26-50				RPI 51-100				RPI 101+				Team's RPI: 265	
RPI	S	Opponent	Score	RPI	S	Opponent	Score	RPI	S	Opponent	Score	RPI	S	Opponent	Score		
16	H	Maryland	64 96	31	A	Syracuse	60 109	79	A	Drexel	57 69	106	A	Rider	41 62		
				33	A	Quinnipiac	45 61	91	A	Buffalo	63 73	106	H	Rider	58 78		
				33	H	Quinnipiac	64 71					120	A	Fordham	69 92		
				47	A	Michigan	35 107					147	A	Iona	61 68		
												147	H	Iona	55 65		
												165	A	Fairfield	63 66		
												165	H	Fairfield	55 65		
												176	A	Siena	53 71		
												176	H	Siena	68 70		
												181	H	Hartford	75 62		
												182	A	Cleveland St.	67 49		
												219	A	Monmouth	62 68		
												219	H	Monmouth	66 45		
												232	A	Marist	68 53		
												232	H	Marist	58 60		
												249	H	St. Bonaventure	65 43		
												253	A	Canisius	41 52		
												253	H	Canisius	57 65		
												253	N	Canisius	74 80		
												279	A	Manhattan	62 59		
												279	H	Manhattan	65 42		
												327	A	Saint Peter's	66 78		
												327	H	Saint Peter's	71 63		
LAST 12 Division I GAMES:																	
				253	N	Canisius	74 80					253	A	Canisius	41 52		
				219	A	Monmouth	62 68					279	H	Manhattan	65 42		
				106	A	Rider	41 62					147	H	Iona	55 65		
				327	H	Saint Peter's	71 63					165	A	Fairfield	63 66		
				176	H	Siena	68 70					33	A	Quinnipiac	45 61		
				232	A	Marist	68 53					165	H	Fairfield	55 65		

Non-Div I Games:

Niagara

■ Loss,
 ■ Non-Conf,
 ■ S Site,
 ■ Home
 ■ A Away
 N Neutral

Average RPI Win:	284	WON-LOST	WINNING	LAST 10	STRENGTH OF	OPP. STRENGTH	TEAM	ADJ.	CONF.	ADJ CONF.
Average RPI Loss:	194	RECORD	PCT. RANK	GAMES	SCHEDULE	OF SCHEDULE	RPI	RPI	RPI	RPI
DIV. I ONLY	10- 19	259	3- 7	282	318	289	289	27	27	
DIV. I NON-CONF.	3- 8	262	0- 0	205	343	278	278	27	27	
TOTALS	RPI 1-25	RPI 26-50	W-L RECORDS	RPI 51-100	RPI 101-150	RPI 150+				
10- 19	0- 0	0- 0	OVERALL	0- 5	1- 4	9- 10				
7- 5	0- 0	0- 0	HOME	0- 2	1- 2	6- 1				
3- 13	0- 0	0- 0	AWAY	0- 0	0- 0	3- 1				
0- 1	0- 0	0- 0	NEUTRAL	0- 0	0- 0	0- 1				
3- 8	0- 0	0- 0	NON-CONFERENCE	0- 2	0- 2	3- 4				
2- 1	0- 0	0- 0	HOME	0- 0	0- 1	2- 0				
1- 6	0- 0	0- 0	AWAY	0- 2	0- 1	1- 3				
0- 1	0- 0	0- 0	NEUTRAL	0- 0	0- 0	0- 1				
7- 11	0- 0	0- 0	CONFERENCE	0- 3	1- 2	6- 6				
5- 4	0- 0	0- 0	HOME	0- 2	1- 1	4- 1				
2- 7	0- 0	0- 0	AWAY	0- 1	0- 1	2- 5				
0- 0	0- 0	0- 0	NEUTRAL	0- 0	0- 0	0- 0				

RPI S	Opponent	Score	RPI S	Opponent	Score	RPI S	Opponent	Score	RPI S	Opponent	Score	Team's RPI: 289
						63	A Gonzaga	46 78	107	H Abilene Christian	73 89	
						95	A Jacksonville	71 76	123	H Troy	75 100	
						97	H Central Ark.	52 61	132	A Lamar University	77 81	
						99	A SFA	55 80	132	H Lamar University	78 67	
						99	H SFA	77 82	144	A Louisiana Tech	52 68	
									166	A Memphis	62 73	
									205	A Grambling	71 60	
									221	A New Orleans	77 81	
									221	H New Orleans	79 69	
									251	A Jacksonville St.	52 75	
									266	A Prairie View	67 69	
									284	A A&M-Corpus Christi	60 65	
									284	H A&M-Corpus Christi	74 54	
									287	A McNeese	52 59	
									294	A Northwestern St.	58 75	
									295	N North Florida	74 77	
									329	A Southeastern La.	76 60	
									329	H Southeastern La.	92 57	
									332	H La.-Monroe	73 54	
									333	A Incarnate Word	63 69	
									333	H Incarnate Word	52 78	
									334	H Jackson St.	83 76	
									338	H Houston Baptist	76 57	
									340	A Sam Houston St.	66 59	
LAST 12 Division I GAMES:												
221	H	New Orleans	79	69	99	H	SFA	77	82			
132	A	Lamar University	77	81	221	A	New Orleans	77	81			
329	H	Southeastern La.	92	57	329	A	Southeastern La.	76	60			
333	A	Incarnate Word	63	69	284	A	A&M-Corpus Christi	60	65			
287	A	McNeese	52	59	338	H	Houston Baptist	76	57			
97	H	Central Ark.	52	61	132	H	Lamar University	78	67			

Non-Div I Games:

Nicholls St.

■ Loss,
 ■ Non-Conf,
 S Site,
 ■ Home
 ■ Away
 N Neutral

Average RPI Win: 312		WON-LOST	WINNING	LAST 10	STRENGTH OF	OPP. STRENGTH	TEAM	ADJ.	CONF.	ADJ CONF.
Average RPI Loss: 199		RECORD	PCT. RANK	GAMES	SCHEDULE	OF SCHEDULE	RPI	RPI	RPI	RPI
DIV. I ONLY		13- 14	186	5- 5	343	341	273	273	32	32
DIV. I NON-CONF.		3- 7	250	0- 0	299	287	258	258	31	31
TOTALS	RPI 1-25		RPI 26-50		W-L RECORDS		RPI 51-100		RPI 101-150	RPI 150+
13- 14	0- 0		0- 0		OVERALL		0- 0		0- 2	13- 12
5- 4	0- 0		0- 0		HOME		0- 0		0- 1	5- 3
7- 9	0- 0		0- 0		AWAY		0- 0		0- 1	7- 8
1- 1	0- 0		0- 0		NEUTRAL		0- 0		0- 0	1- 1
3- 7	0- 0		0- 0		NON-CONFERENCE		0- 0		0- 2	3- 5
0- 1	0- 0		0- 0		HOME		0- 0		0- 1	0- 0
3- 5	0- 0		0- 0		AWAY		0- 0		0- 1	3- 4
0- 1	0- 0		0- 0		NEUTRAL		0- 0		0- 0	0- 1
10- 7	0- 0		0- 0		CONFERENCE		0- 0		0- 0	10- 7
5- 3	0- 0		0- 0		HOME		0- 0		0- 0	5- 3
4- 4	0- 0		0- 0		AWAY		0- 0		0- 0	4- 4
1- 0	0- 0		0- 0		NEUTRAL		0- 0		0- 0	1- 0

[illegible]

Non-Div I Games:	Lincoln (PA)	62	28	Saint Augustine's	99	59
------------------	--------------	----	----	-------------------	----	----

Norfolk St.

■ Loss, ■ Non-Conf, S Site, H Home A Away N Neutral

RPI	S	Opponent	Score
348	H	South Carolina St.	83 68

N
o
r
f
o
l
k
S
t
.

N
o
r
f
o
l
k
S
t
.

Norfolk St.

North Carolina

Through Games Of March 8, 2017

Average RPI Win:	166	WON-LOST	WINNING	LAST 10	STRENGTH OF	OPP. STRENGTH	TEAM	ADJ.	CONF.	ADJ CONF.
Average RPI Loss:	54	RECORD	PCT. RANK	GAMES	SCHEDULE	OF SCHEDULE	RPI	RPI	RPI	RPI
DIV. I ONLY	15- 16	175	3- 7	43	55	118	118	3	3	
DIV. I NON-CONF.	11- 2	23	1- 0	174	237	67	67	4	4	
TOTALS	RPI 1-25	RPI 26-50	W-L RECORDS	RPI 51-100	RPI 101-150	RPI 150+				
15- 16	0- 6	2- 5	OVERALL	5- 1	0- 2	8- 2				
11- 5	0- 3	2- 0	HOME	3- 1	0- 0	6- 1				
1- 8	0- 3	0- 2	AWAY	0- 0	0- 2	1- 1				
3- 3	0- 0	0- 3	NEUTRAL	2- 0	0- 0	1- 0				
11- 2	0- 0	1- 2	NON-CONFERENCE	3- 0	0- 0	7- 0				
8- 0	0- 0	1- 0	HOME	1- 0	0- 0	6- 0				
1- 0	0- 0	0- 0	AWAY	0- 0	0- 0	1- 0				
2- 2	0- 0	0- 2	NEUTRAL	2- 0	0- 0	0- 0				
4- 14	0- 6	1- 3	CONFERENCE	2- 1	0- 2	1- 2				
3- 5	0- 3	1- 0	HOME	2- 1	0- 0	0- 1				
0- 8	0- 3	0- 2	AWAY	0- 0	0- 2	0- 1				
1- 1	0- 0	0- 1	NEUTRAL	0- 0	0- 0	1- 0				

RPI S	Opponent	Score	RPI S	Opponent	Score	RPI S	Opponent	Score	RPI S	Opponent	Score	Team's RPI: 118
2	H Notre Dame	55 77	29	H Elon	78 73	51	H Virginia	67 58	105	A Virginia Tech	68 76	
8	A Duke	58 70	30	N South Fla.	55 83	60	H Georgia Tech	89 88	113	A Clemson	67 78	
8	H Duke	71 95	31	A Syracuse	64 95	71	H Bucknell	65 50	162	A Pittsburgh	48 68	
11	A Louisville	57 87	31	N Syracuse	64 83	72	N Minnesota	91 77	162	N Pittsburgh	72 60	
12	H Florida St.	77 90	36	N LSU	43 70	87	H Wake Forest	77 80	175	H Boston College	77 88	
15	A Miami (FL)	88 100	38	A North Carolina St.	60 80	95	N Jacksonville	87 57	206	H Alabama St.	84 54	
			38	H North Carolina St.	83 70				211	A Wisconsin	72 59	
									248	H Marshall	75 53	
									255	H Charleston So.	93 77	
									291	H Coppin St.	90 55	
									348	H South Carolina St.	82 49	
									349	H Alabama A&M	80 35	
LAST 12 Division I GAMES:												
31	N Syracuse	64 83	60	H Georgia Tech	89 88							
162	N Pittsburgh	72 60	31	A Syracuse	64 95							
72	N Minnesota	91 77	175	H Boston College	77 88							
8	H Duke	71 95	113	A Clemson	67 78							
38	A North Carolina St.	60 80	38	H North Carolina St.	83 70							
11	A Louisville	57 87	15	A Miami (FL)	88 100							

Non-Div I Games:

North Carolina

■ Loss,
 ■ Non-Conf, S Site,
 ■ Home
 ■ Away
 N Neutral

Average RPI Win:	147	WON-LOST	WINNING	LAST 10	STRENGTH OF	OPP. STRENGTH	TEAM	ADJ.	CONF.	ADJ CONF.
Average RPI Loss:	49	RECORD	PCT. RANK	GAMES	SCHEDULE	OF SCHEDULE	RPI	RPI	RPI	RPI
DIV. I ONLY	22- 8	50	6- 3	69	40	38	38	3	3	
DIV. I NON-CONF.	10- 3	54	0- 0	266	156	116	116	4	4	
TOTALS	RPI 1-25	RPI 26-50	W-L RECORDS	RPI 51-100	RPI 101-150	RPI 150+				
22- 8	4- 3	1- 2	OVERALL	3- 2	3- 1	11- 0				
14- 2	2- 1	1- 0	HOME	0- 1	3- 0	8- 0				
7- 3	2- 0	0- 1	AWAY	3- 1	0- 1	2- 0				
1- 3	0- 2	0- 1	NEUTRAL	0- 0	0- 0	1- 0				
10- 3	0- 1	1- 1	NON-CONFERENCE	0- 1	0- 0	9- 0				
8- 0	0- 0	1- 0	HOME	0- 0	0- 0	7- 0				
1- 1	0- 0	0- 0	AWAY	0- 1	0- 0	1- 0				
1- 2	0- 1	0- 1	NEUTRAL	0- 0	0- 0	1- 0				
12- 5	4- 2	0- 1	CONFERENCE	3- 1	3- 1	2- 0				
6- 2	2- 1	0- 0	HOME	0- 1	3- 0	1- 0				
6- 2	2- 0	0- 1	AWAY	3- 0	0- 1	1- 0				
0- 1	0- 1	0- 0	NEUTRAL	0- 0	0- 0	0- 0				

RPI 1-25				RPI 26-50				Team's RPI: 38		RPI 51-100				RPI 101+			
RPI	S	Opponent	Score	RPI	S	Opponent	Score	RPI	S	Opponent	Score	RPI	S	Opponent	Score		
2	H	Notre Dame	70 62	31	A	Syracuse	75 85	51	A	Virginia	59 48	105	H	Virginia Tech	85 71		
8	H	Duke	55 52	36	N	LSU	58 59	60	A	Georgia Tech	75 67	113	H	Clemson	65 53		
11	A	Louisville	72 70	49	H	Indiana	84 70	75	A	Tulane	58 63	118	A	North Carolina	70 83		
11	N	Louisville	58 59					87	A	Wake Forest	65 50	118	H	North Carolina	80 60		
12	A	Florida St.	70 61					87	H	Wake Forest	77 89	162	H	Pittsburgh	55 42		
15	H	Miami (FL)	64 67									168	H	Hampton	81 56		
21	N	Kansas St.	50 67									175	A	Boston College	70 58		
LAST 12 Division I GAMES:																	
		11	N	Louisville	58	59		60	A	Georgia Tech	75	67					
		51	A	Virginia	59	48		11	A	Louisville	72	70					
		118	H	North Carolina	80	60		118	A	North Carolina	70	83					
		87	H	Wake Forest	77	89		162	H	Pittsburgh	55	42					
		175	A	Boston College	70	58		113	H	Clemson	65	53					
		105	H	Virginia Tech	85	71		8	H	Duke	55	52					

Non-Div I Games:

North Carolina St.

■ Loss,
 ■ Non-Conf, S Site,
 ■ Home
 ■ Away
 N Neutral

North Dakota

Through Games Of March 8, 2017

Average RPI Win:	228	WON-LOST	WINNING	LAST 10	STRENGTH OF	OPP. STRENGTH	TEAM	ADJ.	CONF.	ADJ CONF.
Average RPI Loss:	111	RECORD	PCT. RANK	GAMES	SCHEDULE	OF SCHEDULE	RPI	RPI	RPI	RPI
DIV. I ONLY	18- 10	103	7- 3	195	184	129	129	20	20	
DIV. I NON-CONF.	3- 6	230	0- 0	115	28	185	185	18	18	
TOTALS	RPI 1-25	RPI 26-50	W-L RECORDS	RPI 51-100	RPI 101-150	RPI 150+				
18- 10	0- 0	0- 3	OVERALL	0- 2	4- 2	14- 3				
9- 4	0- 0	0- 2	HOME	0- 2	2- 0	7- 0				
9- 5	0- 0	0- 1	AWAY	0- 0	2- 2	7- 2				
0- 1	0- 0	0- 0	NEUTRAL	0- 0	0- 0	0- 1				
3- 6	0- 0	0- 3	NON-CONFERENCE	0- 1	1- 1	2- 1				
1- 3	0- 0	0- 2	HOME	0- 1	1- 0	0- 0				
2- 3	0- 0	0- 1	AWAY	0- 0	0- 1	2- 1				
0- 0	0- 0	0- 0	NEUTRAL	0- 0	0- 0	0- 0				
15- 4	0- 0	0- 0	CONFERENCE	0- 1	3- 1	12- 2				
8- 1	0- 0	0- 0	HOME	0- 1	1- 0	7- 0				
7- 2	0- 0	0- 0	AWAY	0- 0	2- 1	5- 1				
0- 1	0- 0	0- 0	NEUTRAL	0- 0	0- 0	0- 1				

RPI S	Opponent	Score	RPI S	Opponent	Score	RPI S	Opponent	Score	RPI S	Opponent	Score	Team's RPI: 129
28	H Drake	91 99	64	H Iowa	60 75	103	A Texas Tech	80 90	128	A Northern Colo.	57 51	
37	H South Dakota St.	72 83	74	H Montana St.	71 74	128	H Northern Colo.	75 68	136	A Eastern Wash.	75 71	
50	A UNI	53 74				138	H San Francisco	71 63	149	A Idaho	61 74	
						159	A Idaho St.	65 62	159	H Idaho St.	63 56	
						187	A Kansas	71 76	207	A Portland St.	67 81	
						207	H Portland St.	65 61	207	N Portland St.	62 65	
						223	A San Diego	65 61	235	A Weber St.	70 65	
						235	H Weber St.	83 67	285	A Sacramento St.	92 78	
						285	H Sacramento St.	94 71	290	A Southern Utah	68 65	
						290	H Southern Utah	75 70	293	A Northern Ariz.	80 78	
						293	H Northern Ariz.	88 69	304	A North Dakota St.	76 55	
						324	H Montana	73 63				
LAST 12 Division I GAMES:												
207	N Portland St.	62 65	149	A Idaho	61 74							
207	A Portland St.	67 81	136	A Eastern Wash.	75 71							
285	A Sacramento St.	92 78	128	A Northern Colo.	57 51							
128	H Northern Colo.	75 68	293	H Northern Ariz.	88 69							
235	H Weber St.	83 67	290	H Southern Utah	75 70							
159	H Idaho St.	63 56	159	A Idaho St.	65 62							

Non-Div I Games: Mayville St. 70 43 Mary 79 67

North Dakota

Loss, Non-Conf, S Site, H Home A Away N Neutral

Average RPI Win: 253		WON-LOST	WINNING	LAST 10	STRENGTH OF	OPP. STRENGTH	TEAM	ADJ.	CONF.	ADJ CONF.
Average RPI Loss: 140		RECORD	PCT. RANK	GAMES	SCHEDULE	OF SCHEDULE	RPI	RPI	RPI	RPI
DIV. I ONLY		4- 24	330	1- 9	110	197	304	304	11	11
DIV. I NON-CONF.		0- 11	335	0- 0	149	312	335	335	10	10
TOTALS		RPI 1-25	RPI 26-50	W-L RECORDS	RPI 51-100	RPI 101-150	RPI 150+			
4- 24	0- 0		0- 3	OVERALL	1- 6	0- 5	3- 10			
3- 8	0- 0		0- 1	HOME	1- 2	0- 3	2- 2			
1- 13	0- 0		0- 1	AWAY	0- 3	0- 2	1- 7			
0- 3	0- 0		0- 1	NEUTRAL	0- 1	0- 0	0- 1			
0- 11	0- 0		0- 1	NON-CONFERENCE	0- 0	0- 3	0- 7			
0- 3	0- 0		0- 0	HOME	0- 0	0- 2	0- 1			
0- 6	0- 0		0- 0	AWAY	0- 0	0- 1	0- 5			
0- 2	0- 0		0- 1	NEUTRAL	0- 0	0- 0	0- 1			
4- 13	0- 0		0- 2	CONFERENCE	1- 6	0- 2	3- 3			
3- 5	0- 0		0- 1	HOME	1- 2	0- 1	2- 1			
1- 7	0- 0		0- 1	AWAY	0- 3	0- 1	1- 2			
0- 1	0- 0		0- 0	NEUTRAL	0- 1	0- 0	0- 0			

RPI 1-25				RPI 26-50				RPI 51-100				RPI 101+				Team's RPI: 304	
RPI	S	Opponent	Score	RPI	S	Opponent	Score	RPI	S	Opponent	Score	RPI	S	Opponent	Score		
				37	A	South Dakota St.	44 70	61	A	Western Ill.	81 110	108	H	Colorado	59 76		
				37	H	South Dakota St.	66 69	61	H	Western Ill.	60 87	129	H	North Dakota	55 76		
				44	N	Central Mich.	55 77	62	A	IUPUI	58 71	146	A	Milwaukee	74 79		
								62	H	IUPUI	53 76	148	A	Omaha	64 90		
								62	N	IUPUI	56 69	148	H	Omaha	60 80		
								77	A	South Dakota	48 80	153	A	Oakland	66 95		
								77	H	South Dakota	83 73	160	H	Western Mich.	63 68		
												161	A	Oral Roberts	64 71		
												161	H	Oral Roberts	50 70		
												195	A	Providence	63 86		
												214	N	UC Santa Barbara	59 66		
												237	A	UTRGV	67 81		
												272	A	Cal Poly	46 73		
												309	A	Massachusetts	58 70		
												310	A	Denver	86 80		
												310	H	Denver	67 58		
												316	A	Fort Wayne	68 72		
												316	H	Fort Wayne	68 56		
LAST 12 Division I GAMES:																	
				62	N	IUPUI	56 69	61	H	Western Ill.	60 87						
				161	A	Oral Roberts	64 71	37	A	South Dakota St.	44 70						
				148	A	Omaha	64 90	161	H	Oral Roberts	50 70						
				62	H	IUPUI	53 76	77	A	South Dakota	48 80						
				310	H	Denver	67 58	62	A	IUPUI	58 71						
				316	A	Fort Wayne	68 72	148	H	Omaha	60 80						

Non-Div I Games:	Mayville St.	93	44	Dickinson St.	70	63
------------------	--------------	----	----	---------------	----	----

North Dakota St.

Loss, Non-Conf, S Site, H Home A Away N Neutral

North Florida

Through Games Of March 8, 2017

Average RPI Win:	303	WON-LOST	WINNING	LAST 10	STRENGTH OF	OPP. STRENGTH	TEAM	ADJ.	CONF.	ADJ CONF.
Average RPI Loss:	162	RECORD	PCT. RANK	GAMES	SCHEDULE	OF SCHEDULE	RPI	RPI	RPI	RPI
DIV. I ONLY	7- 20	302	2- 8	215	253	295	295	25	25	
DIV. I NON-CONF.	4- 8	230	0- 0	200	260	248	248	24	24	
TOTALS	RPI 1-25	RPI 26-50	W-L RECORDS	RPI 51-100	RPI 101-150	RPI 150+				
7- 20	0- 1	0- 2	OVERALL	0- 5	0- 2	7- 10				
4- 7	0- 0	0- 0	HOME	0- 2	0- 1	4- 4				
2- 12	0- 1	0- 2	AWAY	0- 3	0- 1	2- 5				
1- 1	0- 0	0- 0	NEUTRAL	0- 0	0- 0	1- 1				
4- 8	0- 1	0- 2	NON-CONFERENCE	0- 0	0- 0	4- 5				
2- 2	0- 0	0- 0	HOME	0- 0	0- 0	2- 2				
1- 5	0- 1	0- 2	AWAY	0- 0	0- 0	1- 2				
1- 1	0- 0	0- 0	NEUTRAL	0- 0	0- 0	1- 1				
3- 12	0- 0	0- 0	CONFERENCE	0- 5	0- 2	3- 5				
2- 5	0- 0	0- 0	HOME	0- 2	0- 1	2- 2				
1- 7	0- 0	0- 0	AWAY	0- 3	0- 1	1- 3				
0- 0	0- 0	0- 0	NEUTRAL	0- 0	0- 0	0- 0				

RPI 1-25				RPI 26-50				RPI 51-100				RPI 101+ Team's RPI: 295			
RPI	S	Opponent	Score	RPI	S	Opponent	Score	RPI	S	Opponent	Score	RPI	S	Opponent	Score
12	A	Florida St.	39 95	30	A	South Fla.	42 78	90	A	FGCU	42 59	101	A	Stetson	44 68
				38	A	North Carolina St.	52 78	90	A	FGCU	46 69	101	H	Stetson	44 62
								90	H	FGCU	51 68	169	A	Bethune-Cookman	50 52
								95	A	Jacksonville	58 68	177	H	Morehead St.	65 84
								95	H	Jacksonville	59 69	204	A	Xavier	46 83
												213	A	Col. of Charleston	60 47
												239	H	Wofford	60 79
												243	N	South Ala.	55 62
												271	A	Kennesaw St.	48 52
												271	H	Kennesaw St.	61 67
												289	N	Nicholls St.	77 74
												299	A	Lipscomb	62 66
												299	H	Lipscomb	58 60
												315	A	USC Upstate	78 67
												315	H	USC Upstate	77 74
												321	A	NJIT	62 64
												321	H	NJIT	61 51
												331	H	Florida A&M	71 60
												337	H	Fla. Atlantic	95 88
LAST 12 Division I GAMES:															
				90	A	FGCU	42 59	90	A	FGCU	46 69				
				95	H	Jacksonville	59 69	101	H	Stetson	44 62				
				299	A	Lipscomb	62 66	90	H	FGCU	51 68				
				271	A	Kennesaw St.	48 52	101	A	Stetson	44 68				
				321	H	NJIT	61 51	271	H	Kennesaw St.	61 67				
				315	H	USC Upstate	77 74	299	H	Lipscomb	58 60				

Non-Div I Games: Warner 72 44 Webber Int'l 103 57 Edward Waters 70 50

North Florida

Loss, Non-Conf, S Site, H Home A Away N Neutral

Average RPI Win: 210		WON-LOST	WINNING	LAST 10	STRENGTH OF	OPP. STRENGTH	TEAM	ADJ.	CONF.	ADJ CONF.
Average RPI Loss: 129		RECORD	PCT. RANK	GAMES	SCHEDULE	OF SCHEDULE	RPI	RPI	RPI	RPI
DIV. I ONLY		12- 18	226	6- 4	106	167	183	183	15	15
DIV. I NON-CONF.		3- 8	262	0- 0	146	181	249	249	16	16
TOTALS		RPI 1-25	RPI 26-50	W-L RECORDS	RPI 51-100	RPI 101-150	RPI 150+			
12- 18	0- 0		0- 3	OVERALL	0- 2	4- 8	8- 5			
6- 7	0- 0		0- 2	HOME	0- 0	3- 2	3- 3			
6- 9	0- 0		0- 1	AWAY	0- 2	1- 5	5- 1			
0- 2	0- 0		0- 0	NEUTRAL	0- 0	0- 1	0- 1			
3- 8	0- 0		0- 2	NON-CONFERENCE	0- 1	2- 2	1- 3			
2- 2	0- 0		0- 1	HOME	0- 0	1- 0	1- 1			
1- 4	0- 0		0- 1	AWAY	0- 1	1- 1	0- 1			
0- 2	0- 0		0- 0	NEUTRAL	0- 0	0- 1	0- 1			
9- 10	0- 0		0- 1	CONFERENCE	0- 1	2- 6	7- 2			
4- 5	0- 0		0- 1	HOME	0- 0	2- 2	2- 2			
5- 5	0- 0		0- 0	AWAY	0- 1	0- 4	5- 0			
0- 0	0- 0		0- 0	NEUTRAL	0- 0	0- 0	0- 0			

[illegible]

Non-Div I Games:

North Texas

Loss, Non-Conf, S Site, H Home A Away N Neutral

Average RPI Win: 210		WON-LOST	WINNING	LAST 10	STRENGTH OF	OPP. STRENGTH	TEAM	ADJ.	CONF.	ADJ CONF.
Average RPI Loss: 85		RECORD	PCT. RANK	GAMES	SCHEDULE	OF SCHEDULE	RPI	RPI	RPI	RPI
DIV. I ONLY		12- 18	226	5- 5	65	94	152	152	9	9
DIV. I NON-CONF.		4- 8	230	0- 0	61	84	173	173	8	8
TOTALS	RPI 1-25	RPI 26-50		W-L RECORDS		RPI 51-100	RPI 101-150	RPI 150+		
12- 18	0- 1	0- 6		OVERALL		0- 4	1- 5	11- 2		
7- 6	0- 0	0- 2		HOME		0- 2	1- 2	6- 0		
5- 9	0- 0	0- 4		AWAY		0- 1	0- 3	5- 1		
0- 3	0- 1	0- 0		NEUTRAL		0- 1	0- 0	0- 1		
4- 8	0- 1	0- 2		NON-CONFERENCE		0- 2	0- 2	4- 1		
2- 2	0- 0	0- 0		HOME		0- 1	0- 1	2- 0		
2- 3	0- 0	0- 2		AWAY		0- 0	0- 1	2- 0		
0- 3	0- 1	0- 0		NEUTRAL		0- 1	0- 0	0- 1		
8- 10	0- 0	0- 4		CONFERENCE		0- 2	1- 3	7- 1		
5- 4	0- 0	0- 2		HOME		0- 1	1- 1	4- 0		
3- 6	0- 0	0- 2		AWAY		0- 1	0- 2	3- 1		
0- 0	0- 0	0- 0		NEUTRAL		0- 0	0- 0	0- 0		

RPI 1-25				RPI 26-50				RPI 51-100				RPI 101+ Team's RPI: 152			
RPI	S	Opponent	Score	RPI	S	Opponent	Score	RPI	S	Opponent	Score	RPI	S	Opponent	Score
6	N	Stanford	45 74	29	A	Elon	58 70	57	N	Purdue	54 79	109	H	St. Mary's (CA)	53 77
				29	H	Elon	65 76	76	H	New Hampshire	63 66	124	A	Maine	49 68
				33	A	Quinnipiac	59 76	79	A	Drexel	51 74	127	A	William & Mary	58 60
				41	A	James Madison	54 74	79	H	Drexel	33 63	127	H	William & Mary	54 68
				41	H	James Madison	49 67					135	A	Delaware	53 65
				42	A	Michigan St.	44 78					135	H	Delaware	50 41
												176	H	Siena	61 50
												178	A	Hofstra	53 51
												178	H	Hofstra	52 46
												179	N	Wichita St.	73 87
												209	A	Towson	63 51
												209	H	Towson	72 64
												213	A	Col. of Charleston	86 75
												213	H	Col. of Charleston	61 44
												218	A	UNCW	63 68
												218	H	UNCW	55 47
												225	H	Boston U.	78 59
												253	A	Canisius	83 59
												310	A	Denver	72 69
LAST 12 Division I GAMES:															
				178	H	Hofstra	52 46	29	A	Elon	58 70				
				218	A	UNCW	63 68	41	H	James Madison	49 67				
				213	A	Col. of Charleston	86 75	127	H	William & Mary	54 68				
				209	A	Towson	63 51	79	A	Drexel	51 74				
				135	H	Delaware	50 41	29	H	Elon	65 76				
				213	H	Col. of Charleston	61 44	218	H	UNCW	55 47				

Non-Div I Games:

Northeastern

Loss, Non-Conf, S Site, H Home A Away N Neutral

Average RPI Win:	260	WON-LOST	WINNING	LAST 10	STRENGTH OF	OPP. STRENGTH	TEAM	ADJ.	CONF.	ADJ CONF.
Average RPI Loss:	178	RECORD	PCT. RANK	GAMES	SCHEDULE	OF SCHEDULE	RPI	RPI	RPI	RPI
DIV. I ONLY	8- 21	288	3- 7	224	279	293	293	20	20	
DIV. I NON-CONF.	3- 7	250	0- 0	231	338	287	287	18	18	
TOTALS	RPI 1-25	RPI 26-50	W-L RECORDS	RPI 51-100	RPI 101-150	RPI 150+				
8- 21	0- 0	0- 0	OVERALL	0- 2	2- 9	6- 10				
5- 8	0- 0	0- 0	HOME	0- 0	1- 5	4- 3				
3- 12	0- 0	0- 0	AWAY	0- 2	1- 4	2- 6				
0- 1	0- 0	0- 0	NEUTRAL	0- 0	0- 0	0- 1				
3- 7	0- 0	0- 0	NON-CONFERENCE	0- 1	0- 3	3- 3				
2- 2	0- 0	0- 0	HOME	0- 0	0- 2	2- 0				
1- 5	0- 0	0- 0	AWAY	0- 1	0- 1	1- 3				
0- 0	0- 0	0- 0	NEUTRAL	0- 0	0- 0	0- 0				
5- 14	0- 0	0- 0	CONFERENCE	0- 1	2- 6	3- 7				
3- 6	0- 0	0- 0	HOME	0- 0	1- 3	2- 3				
2- 7	0- 0	0- 0	AWAY	0- 1	1- 3	1- 3				
0- 1	0- 0	0- 0	NEUTRAL	0- 0	0- 0	0- 1				

RPI 1-25				RPI 26-50				RPI 51-100				RPI 101+ Team's RPI: 293					
RPI	S	Opponent	Score	RPI	S	Opponent	Score	RPI	S	Opponent	Score	RPI	S	Opponent	Score		
								74	A	Montana St.	69	86	128	A	Northern Colo.	64	75
								78	A	Utah	65	78	128	H	Northern Colo.	66	69
												129	A	North Dakota	69	88	
												129	H	North Dakota	78	80	
												132	A	Lamar University	60	75	
												136	A	Eastern Wash.	64	79	
												136	H	Eastern Wash.	56	47	
												140	H	New Mexico St.	68	79	
												149	A	Idaho	76	61	
												149	H	Idaho	80	91	
												150	H	CSUN	79	83	
												159	H	Idaho St.	51	64	
												207	A	Portland St.	55	56	
												207	H	Portland St.	73	74	
												207	N	Portland St.	76	88	
												214	A	UC Santa Barbara	51	60	
												235	H	Weber St.	64	75	
												246	A	Grand Canyon	65	76	
												272	A	Cal Poly	53	58	
												285	A	Sacramento St.	76	82	
												285	H	Sacramento St.	91	88	
												290	A	Southern Utah	77	68	
												290	H	Southern Utah	77	65	
												303	A	UTEP	65	51	
												310	H	Denver	82	67	
												319	H	Youngstown St.	70	49	
LAST 12 Division I GAMES:																	
				207	N	Portland St.	76	88	324	A	Montana	59	60				
				136	A	Eastern Wash.	64	79	74	A	Montana St.	69	86				
				149	A	Idaho	76	61	235	H	Weber St.	64	75				
				207	H	Portland St.	73	74	159	H	Idaho St.	51	64				
				285	H	Sacramento St.	91	88	129	A	North Dakota	69	88				
				290	H	Southern Utah	77	65	128	A	Northern Colo.	64	75				

Non-Div I Games: Antelope Valley 109 60

Northern Ariz.

■ Loss,
 ■ Non-Conf, S Site,
 ■ Home
 ■ Away
 N Neutral

RPI	S	Opponent	Score
324	A	Montana	59 60

Northern Ariz. .

N
o
r
t
h
e
r
n
A
r
i
z
.

N
o
r
t
h
e
r
n
A
r
i
z
.

Average RPI Win:	237	WON-LOST	WINNING	LAST 10	STRENGTH OF	OPP. STRENGTH	TEAM	ADJ.	CONF.	ADJ CONF.
Average RPI Loss:	123	RECORD	PCT. RANK	GAMES	SCHEDULE	OF SCHEDULE	RPI	RPI	RPI	RPI
DIV. I ONLY	21- 8	58	5- 5	287	217	128	128	20	20	
DIV. I NON-CONF.	7- 3	83	0- 0	283	153	127	127	18	18	
TOTALS	RPI 1-25	RPI 26-50	W-L RECORDS	RPI 51-100	RPI 101-150	RPI 150+				
21- 8	0- 0	0- 0	OVERALL	2- 1	1- 5	18- 2				
10- 3	0- 0	0- 0	HOME	2- 0	0- 2	8- 1				
10- 4	0- 0	0- 0	AWAY	0- 1	1- 3	9- 0				
1- 1	0- 0	0- 0	NEUTRAL	0- 0	0- 0	1- 1				
7- 3	0- 0	0- 0	NON-CONFERENCE	1- 1	0- 2	6- 0				
3- 1	0- 0	0- 0	HOME	1- 0	0- 1	2- 0				
3- 2	0- 0	0- 0	AWAY	0- 1	0- 1	3- 0				
1- 0	0- 0	0- 0	NEUTRAL	0- 0	0- 0	1- 0				
14- 5	0- 0	0- 0	CONFERENCE	1- 0	1- 3	12- 2				
7- 2	0- 0	0- 0	HOME	1- 0	0- 1	6- 1				
7- 2	0- 0	0- 0	AWAY	0- 0	1- 2	6- 0				
0- 1	0- 0	0- 0	NEUTRAL	0- 0	0- 0	0- 1				

RPI S	Opponent	Score	RPI S	Opponent	Score	RPI S	Opponent	Score	RPI S	Opponent	Score	Team's RPI: 128
						53	A Colorado St.	47 58	108	H Colorado	62 83	
						74	H Montana St.	66 58	109	A St. Mary's (CA)	65 75	
						90	H FGCU	77 74	129	A North Dakota	68 75	
									129	H North Dakota	51 57	
									136	A Eastern Wash.	61 67	
									149	A Idaho	71 67	
									159	A Idaho St.	77 62	
									159	H Idaho St.	58 68	
									159	N Idaho St.	59 60	
									184	A UTSA	73 66	
									207	A Portland St.	57 50	
									207	H Portland St.	91 62	
									223	H San Diego	54 51	
									235	A Weber St.	88 79	
									235	H Weber St.	86 62	
									244	A Pacific	60 56	
									282	N Eastern Mich.	58 57	
									285	A Sacramento St.	102 74	
									285	H Sacramento St.	95 88	
									290	A Southern Utah	83 53	
									290	H Southern Utah	74 55	
									293	A Northern Ariz.	69 66	
									293	H Northern Ariz.	75 64	
									310	H Denver	68 48	
									322	A Air Force	71 44	
									324	H Montana	65 46	
LAST 12 Division I GAMES:												
			159	N Idaho St.	59 60	136	A Eastern Wash.	61 67				
			285	A Sacramento St.	102 74	149	A Idaho	71 67				
			207	A Portland St.	57 50	129	H North Dakota	51 57				
			129	A North Dakota	68 75	290	H Southern Utah	74 55				
			159	H Idaho St.	58 68	293	H Northern Ariz.	75 64				
			235	H Weber St.	86 62	235	A Weber St.	88 79				

Non-Div I Games: Colo. Christian 90 47

Northern Colo.

■ Loss,
 ■ Non-Conf, S Site,
 ■ Home
 ■ Away
 N Neutral

Average RPI Win:	197	WON-LOST	WINNING	LAST 10	STRENGTH OF	OPP. STRENGTH	TEAM	ADJ.	CONF.	ADJ CONF.
Average RPI Loss:	88	RECORD	PCT. RANK	GAMES	SCHEDULE	OF SCHEDULE	RPI	RPI	RPI	RPI
DIV. I ONLY	20- 10	85	5- 5	111	130	81	81	10	10	
DIV. I NON-CONF.	7- 4	114	0- 0	238	215	123	123	11	11	
TOTALS	RPI 1-25	RPI 26-50	W-L RECORDS	RPI 51-100	RPI 101-150	RPI 150+				
20- 10	0- 0	0- 3	OVERALL	6- 4	2- 1	12- 2				
9- 4	0- 0	0- 1	HOME	2- 1	1- 1	6- 1				
10- 5	0- 0	0- 1	AWAY	3- 1	1- 0	6- 1				
1- 1	0- 0	0- 0	NEUTRAL	1- 1	0- 0	0- 0				
7- 4	0- 0	0- 1	NON-CONFERENCE	0- 3	1- 0	6- 0				
4- 0	0- 0	0- 0	HOME	0- 0	1- 0	3- 0				
3- 3	0- 0	0- 1	AWAY	0- 2	0- 0	3- 0				
0- 1	0- 0	0- 0	NEUTRAL	0- 1	0- 0	0- 0				
13- 6	0- 0	0- 2	CONFERENCE	6- 1	1- 1	6- 2				
5- 4	0- 0	0- 1	HOME	2- 1	0- 1	3- 1				
7- 2	0- 0	0- 1	AWAY	3- 0	1- 0	3- 1				
1- 0	0- 0	0- 0	NEUTRAL	1- 0	0- 0	0- 0				

RPI 1-25			RPI 26-50			RPI 51-100			Team's RPI: 81			RPI 101+			
RPI	S	Opponent	Score	RPI	S	Opponent	Score	RPI	S	Opponent	Score	RPI	S	Opponent	Score
				28	A	Drake	86 95	56	A	Toledo	77 73	119	A	Ball St.	101 96
				44	A	Central Mich.	86 109	56	H	Toledo	75 79	119	H	Ball St.	84 92
				44	H	Central Mich.	94 109	59	A	Iowa St.	89 97	146	H	Milwaukee	114 104
								61	A	Western Ill.	79 83	160	A	Western Mich.	77 90
								70	H	Ohio	88 80	160	H	Western Mich.	67 62
								70	N	Ohio	72 71	203	H	SIUE	97 78
								77	N	South Dakota	83 97	231	A	Bradley	81 51
								91	A	Buffalo	89 80	236	H	Akron	55 84
								96	A	Kent St.	98 97	247	A	Miami (OH)	63 61
								96	H	Kent St.	93 72	247	H	Miami (OH)	89 76
												256	A	Bowling Green	89 76
												282	A	Eastern Mich.	81 71
												282	H	Eastern Mich.	85 73
												298	A	UMKC	86 75
												314	H	Illinois St.	108 66
												323	A	Loyola Chicago	90 70
												345	H	Chicago St.	94 85
LAST 12 Division I GAMES:															
				70	N	Ohio	72 71	247	A	Miami (OH)	63 61				
				160	A	Western Mich.	77 90	91	A	Buffalo	89 80				
				56	H	Toledo	75 79	44	H	Central Mich.	94 109				
				282	A	Eastern Mich.	81 71	160	H	Western Mich.	67 62				
				44	A	Central Mich.	86 109	119	A	Ball St.	101 96				
				119	H	Ball St.	84 92	96	H	Kent St.	93 72				

Non-Div I Games:

Northern Ill.

Average RPI Win:	254	WON-LOST	WINNING	LAST 10	STRENGTH OF	OPP. STRENGTH	TEAM	ADJ.	CONF.	ADJ CONF.
Average RPI Loss:	173	RECORD	PCT. RANK	GAMES	SCHEDULE	OF SCHEDULE	RPI	RPI	RPI	RPI
DIV. I ONLY	8- 22	296	2- 8	209	260	296	296	19	19	
DIV. I NON-CONF.	3- 8	262	0- 0	164	319	272	272	21	21	
TOTALS	RPI 1-25	RPI 26-50	W-L RECORDS	RPI 51-100	RPI 101-150	RPI 150+				
8- 22	0- 0	0- 3	OVERALL	0- 1	2- 6	6- 12				
4- 9	0- 0	0- 1	HOME	0- 0	1- 3	3- 5				
2- 11	0- 0	0- 1	AWAY	0- 1	0- 2	2- 5				
2- 2	0- 0	0- 0	NEUTRAL	0- 0	1- 0	1- 2				
3- 8	0- 0	0- 1	NON-CONFERENCE	0- 1	1- 1	2- 5				
1- 3	0- 0	0- 0	HOME	0- 0	0- 1	1- 2				
0- 4	0- 0	0- 1	AWAY	0- 1	0- 0	0- 2				
2- 1	0- 0	0- 0	NEUTRAL	0- 0	1- 0	1- 1				
5- 14	0- 0	0- 2	CONFERENCE	0- 0	1- 5	4- 7				
3- 6	0- 0	0- 1	HOME	0- 0	1- 2	2- 3				
2- 7	0- 0	0- 1	AWAY	0- 0	0- 3	2- 3				
0- 1	0- 0	0- 0	NEUTRAL	0- 0	0- 0	0- 1				

RPI S	Opponent	Score	RPI S	Opponent	Score	RPI S	Opponent	Score	RPI S	Opponent	Score	Team's RPI: 296
26	A Green Bay	39 70	70	A Ohio	41 58	101	H Stetson	45 54				
26	H Green Bay	37 74				116	N Southern Miss.	58 53				
49	A Indiana	49 100				139	A Detroit Mercy	49 57				
						139	H Detroit Mercy	53 55				
						141	A Wright St.	47 67				
						141	H Wright St.	63 70				
						146	A Milwaukee	44 72				
						146	H Milwaukee	72 51				
						153	A Oakland	66 86				
						153	H Oakland	47 61				
						182	A Cleveland St.	58 77				
						182	H Cleveland St.	54 58				
						201	H ETSU	62 56				
						207	N Portland St.	54 77				
						234	A Indiana St.	38 58				
						247	H Miami (OH)	50 60				
						264	H Murray St.	69 72				
						281	A Tennessee Tech	40 55				
						292	A Valparaiso	70 55				
						292	H Valparaiso	32 41				
						318	N Arkansas St.	83 78				
						319	A Youngstown St.	73 77				
						319	H Youngstown St.	87 81				
						320	A Ill.-Chicago	58 37				
						320	H Ill.-Chicago	66 49				
						320	N Ill.-Chicago	60 72				
LAST 12 Division I GAMES:												
320	N Ill.-Chicago	60 72	292	H Valparaiso	32 41							
26	H Green Bay	37 74	320	H Ill.-Chicago	66 49							
146	H Milwaukee	72 51	141	A Wright St.	47 67							
153	A Oakland	66 86	139	H Detroit Mercy	53 55							
182	A Cleveland St.	58 77	153	H Oakland	47 61							
319	A Youngstown St.	73 77	320	A Ill.-Chicago	58 37							

Non-Div I Games: Ind.-East 66 46

Northern Ky.

■ Loss,
 ■ Non-Conf, S Site,
 ■ Home
 ■ Away
 N Neutral

Northwestern

Through Games Of March 8, 2017

Average RPI Win:	167	WON-LOST	WINNING	LAST 10	STRENGTH OF	OPP. STRENGTH	TEAM	ADJ.	CONF.	ADJ CONF.
Average RPI Loss:	47	RECORD	PCT. RANK	GAMES	SCHEDULE	OF SCHEDULE	RPI	RPI	RPI	RPI
DIV. I ONLY	20- 11	97	4- 6	85	71	68	68	6	6	
DIV. I NON-CONF.	11- 2	23	0- 0	170	168	47	47	6	6	
TOTALS	RPI 1-25	RPI 26-50	W-L RECORDS	RPI 51-100	RPI 101-150	RPI 150+				
20- 11	0- 4	2- 2	OVERALL	4- 5	1- 0	13- 0				
15- 2	0- 1	2- 0	HOME	3- 1	0- 0	10- 0				
4- 8	0- 2	0- 2	AWAY	0- 4	1- 0	3- 0				
1- 1	0- 1	0- 0	NEUTRAL	1- 0	0- 0	0- 0				
11- 2	0- 1	0- 0	NON-CONFERENCE	2- 1	1- 0	8- 0				
9- 0	0- 0	0- 0	HOME	2- 0	0- 0	7- 0				
2- 2	0- 1	0- 0	AWAY	0- 1	1- 0	1- 0				
0- 0	0- 0	0- 0	NEUTRAL	0- 0	0- 0	0- 0				
9- 9	0- 3	2- 2	CONFERENCE	2- 4	0- 0	5- 0				
6- 2	0- 1	2- 0	HOME	1- 1	0- 0	3- 0				
2- 6	0- 1	0- 2	AWAY	0- 3	0- 0	2- 0				
1- 1	0- 1	0- 0	NEUTRAL	1- 0	0- 0	0- 0				

RPI 1-25			RPI 26-50			RPI 51-100			Team's RPI: 68	RPI 101+		
RPI	S	Opponent	Score	RPI	S	Opponent	Score	RPI	S	Opponent	Score	
16	A	Maryland	65 96	42	H	Michigan St.	76 65	51	H	Virginia	69 60	146 A Milwaukee 65 63
17	A	DePaul	66 89	47	A	Michigan	54 80	57	A	Purdue	59 61	154 H Missouri St. 75 52
25	H	Ohio St.	87 94	49	A	Indiana	38 66	57	H	Purdue	76 60	161 H Oral Roberts 64 55
25	N	Ohio St.	68 99	49	H	Indiana	80 67	63	A	Gonzaga	56 67	163 A Santa Clara 87 75
								64	A	Iowa	59 78	168 H Hampton 67 48
								64	N	Iowa	78 73	196 A Nebraska 62 58
								72	A	Minnesota	61 71	208 H Illinois 66 53
								82	H	Florida	73 68	211 H Wisconsin 63 43
								85	H	Penn St.	58 74	220 H UT Martin 82 59
												226 A Rutgers 55 37
												226 H Rutgers 60 38
												241 H Evansville 88 66
												320 H Ill.-Chicago 88 44
												345 H Chicago St. 75 42
LAST 12 Division I GAMES:												
25	N	Ohio St.	68 99	64	A	Iowa	59 78					
64	N	Iowa	78 73	49	A	Indiana	38 66					
72	A	Minnesota	61 71	85	H	Penn St.	58 74					
57	A	Purdue	59 61	211	H	Wisconsin	63 43					
226	H	Rutgers	60 38	226	A	Rutgers	55 37					
208	H	Illinois	66 53	47	A	Michigan	54 80					

Non-Div I Games:

Northwestern

■ Loss,
 ■ Non-Conf,
 ■ S Site,
 ■ H Home
 ■ A Away
 N Neutral

Average RPI Win:	291	WON-LOST	WINNING	LAST 10	STRENGTH OF	OPP. STRENGTH	TEAM	ADJ.	CONF.	ADJ CONF.
Average RPI Loss:	177	RECORD	PCT. RANK	GAMES	SCHEDULE	OF SCHEDULE	RPI	RPI	RPI	RPI
DIV. I ONLY	9- 16	249	4- 6	290	288	294	294	27	27	
DIV. I NON-CONF.	2- 5	259	0- 0	237	134	297	297	27	27	
TOTALS	RPI 1-25	RPI 26-50	W-L RECORDS	RPI 51-100	RPI 101-150	RPI 150+				
9- 16	0- 2	0- 0	OVERALL	1- 3	0- 3	8- 8				
8- 4	0- 0	0- 0	HOME	1- 1	0- 1	7- 2				
1- 12	0- 2	0- 0	AWAY	0- 2	0- 2	1- 6				
0- 0	0- 0	0- 0	NEUTRAL	0- 0	0- 0	0- 0				
2- 5	0- 2	0- 0	NON-CONFERENCE	0- 0	0- 0	2- 3				
2- 1	0- 0	0- 0	HOME	0- 0	0- 0	2- 1				
0- 4	0- 2	0- 0	AWAY	0- 0	0- 0	0- 2				
0- 0	0- 0	0- 0	NEUTRAL	0- 0	0- 0	0- 0				
7- 11	0- 0	0- 0	CONFERENCE	1- 3	0- 3	6- 5				
6- 3	0- 0	0- 0	HOME	1- 1	0- 1	5- 1				
1- 8	0- 0	0- 0	AWAY	0- 2	0- 2	1- 4				
0- 0	0- 0	0- 0	NEUTRAL	0- 0	0- 0	0- 0				

RPI 1-25				RPI 26-50				RPI 51-100				RPI 101+ Team's RPI: 294			
RPI	S	Opponent	Score	RPI	S	Opponent	Score	RPI	S	Opponent	Score	RPI	S	Opponent	Score
5	A	Mississippi St.	30 106					97	A	Central Ark.	43 76	107	A	Abilene Christian	57 79
13	A	Texas	39 86					97	H	Central Ark.	51 62	107	H	Abilene Christian	74 75
								99	A	SFA	67 80	132	A	Lamar University	60 73
								99	H	SFA	76 72	166	A	Memphis	38 54
												173	A	Arkansas	36 65
												221	H	New Orleans	95 93
												284	A	A&M-Corpus Christi	51 60
												287	A	McNeese	52 68
												287	H	McNeese	63 68
												289	H	Nicholls St.	75 58
												311	H	Mississippi Val.	64 68
												329	A	Southeastern La.	58 69
												329	H	Southeastern La.	89 71
												332	H	La.-Monroe	67 65
												333	A	Incarinate Word	76 74
												334	H	Jackson St.	83 65
												338	H	Houston Baptist	75 54
												340	A	Sam Houston St.	73 92
												340	H	Sam Houston St.	78 51
LAST 12 Division I GAMES:															
97	H	Central Ark.	51 62	107	A	Abilene Christian	57 79								
99	A	SFA	67 80	338	H	Houston Baptist	75 54								
221	H	New Orleans	95 93	99	H	SFA	76 72								
340	A	Sam Houston St.	73 92	132	A	Lamar University	60 73								
107	H	Abilene Christian	74 75	329	A	Southeastern La.	58 69								
329	H	Southeastern La.	89 71	287	A	McNeese	52 68								

Non-Div I Games: LeTourneau 80 68 Louisiana Col. 113 65 LSU-Alexandria 97 76 Central Baptist 93 42 Northwestern St.

Notre Dame

Through Games Of March 8, 2017

Average RPI Win:	77	WON-LOST	WINNING	LAST 10	STRENGTH OF	OPP. STRENGTH	TEAM	ADJ.	CONF.	ADJ CONF.
Average RPI Loss:	20	RECORD	PCT. RANK	GAMES	SCHEDULE	OF SCHEDULE	RPI	RPI	RPI	RPI
DIV. I ONLY	30- 3	3	10- 0	1	4	2	2	3	3	
DIV. I NON-CONF.	12- 2	21	0- 0	2	3	2	2	4	4	
TOTALS	RPI 1-25	RPI 26-50	W-L RECORDS	RPI 51-100	RPI 101-150	RPI 150+				
30- 3	8- 2	4- 1	OVERALL	8- 0	4- 0	6- 0				
14- 1	4- 1	2- 0	HOME	3- 0	1- 0	4- 0				
12- 2	2- 1	2- 1	AWAY	4- 0	3- 0	1- 0				
4- 0	2- 0	0- 0	NEUTRAL	1- 0	0- 0	1- 0				
12- 2	2- 2	3- 0	NON-CONFERENCE	3- 0	1- 0	3- 0				
6- 1	1- 1	2- 0	HOME	0- 0	1- 0	2- 0				
5- 1	1- 1	1- 0	AWAY	3- 0	0- 0	0- 0				
1- 0	0- 0	0- 0	NEUTRAL	0- 0	0- 0	1- 0				
18- 1	6- 0	1- 1	CONFERENCE	5- 0	3- 0	3- 0				
8- 0	3- 0	0- 0	HOME	3- 0	0- 0	2- 0				
7- 1	1- 0	1- 1	AWAY	1- 0	3- 0	1- 0				
3- 0	2- 0	0- 0	NEUTRAL	1- 0	0- 0	0- 0				

RPI S	Opponent	Score	RPI S	Opponent	Score	RPI S	Opponent	Score	RPI S	Opponent	Score
1	H UConn	61 72	26	H Green Bay	71 67	51	H Virginia	82 74	105	A Virginia Tech	76 59
8	H Duke	62 58	31	A Syracuse	85 80	51	N Virginia	76 59	113	A Clemson	84 80
8	N Duke	84 61	38	A North Carolina St.	62 70	56	A Toledo	85 68	118	A North Carolina	77 55
9	H Washington	71 60	42	A Michigan St.	79 61	60	A Georgia Tech	55 38	120	H Fordham	67 36
11	H Louisville	85 66	44	H Central Mich.	107 47	60	H Georgia Tech	90 69	158	N Louisiana	91 51
11	N Louisville	84 73				64	A Iowa	73 58	162	H Pittsburgh	86 54
12	H Florida St.	79 61				65	A Chattanooga	79 58	167	H TCU	92 59
15	A Miami (FL)	67 55				87	H Wake Forest	92 72	175	A Boston College	80 69
17	A DePaul	75 61							175	H Boston College	82 45
20	A Tennessee	69 71							292	H Valparaiso	114 54
LAST 12 Division I GAMES:											
8	N Duke	84 61	113	A Clemson	84 80						
11	N Louisville	84 73	60	H Georgia Tech	90 69						
51	N Virginia	76 59	11	H Louisville	85 66						
12	H Florida St.	79 61	105	A Virginia Tech	76 59						
175	H Boston College	82 45	51	H Virginia	82 74						
31	A Syracuse	85 80	8	H Duke	62 58						

Non-Div I Games:

Notre Dame

Loss, Non-Conf, S Site, H Home A Away N Neutral

Oakland

Through Games Of March 8, 2017

Average RPI Win:	262	WON-LOST	WINNING	LAST 10	STRENGTH OF	OPP. STRENGTH	TEAM	ADJ.	CONF.	ADJ CONF.
Average RPI Loss:	101	RECORD	PCT. RANK	GAMES	SCHEDULE	OF SCHEDULE	RPI	RPI	RPI	RPI
DIV. I ONLY	16- 12	127	7- 3	223	202	153	153	19	19	
DIV. I NON-CONF.	4- 5	198	0- 0	263	98	196	196	21	21	
TOTALS	RPI 1-25	RPI 26-50	W-L RECORDS	RPI 51-100	RPI 101-150	RPI 150+				
16- 12	0- 0	1- 5	OVERALL	0- 0	2- 6	13- 1				
8- 4	0- 0	1- 0	HOME	0- 0	1- 3	6- 1				
8- 7	0- 0	0- 5	AWAY	0- 0	1- 2	7- 0				
0- 1	0- 0	0- 0	NEUTRAL	0- 0	0- 1	0- 0				
4- 5	0- 0	0- 4	NON-CONFERENCE	0- 0	0- 1	4- 0				
2- 1	0- 0	0- 0	HOME	0- 0	0- 1	2- 0				
2- 4	0- 0	0- 4	AWAY	0- 0	0- 0	2- 0				
0- 0	0- 0	0- 0	NEUTRAL	0- 0	0- 0	0- 0				
12- 7	0- 0	1- 1	CONFERENCE	0- 0	2- 5	9- 1				
6- 3	0- 0	1- 0	HOME	0- 0	1- 2	4- 1				
6- 3	0- 0	0- 1	AWAY	0- 0	1- 2	5- 0				
0- 1	0- 0	0- 0	NEUTRAL	0- 0	0- 1	0- 0				

RPI 1-25				RPI 26-50				RPI 51-100				RPI 101+				Team's RPI: 153	
RPI	S	Opponent	Score	RPI	S	Opponent	Score	RPI	S	Opponent	Score	RPI	S	Opponent	Score		
				26	A	Green Bay	47 89					119	H	Ball St.	59 66		
				26	H	Green Bay	74 71					139	A	Detroit Mercy	61 71		
				42	A	Michigan St.	74 81					139	H	Detroit Mercy	71 80		
				44	A	Central Mich.	67 70					141	A	Wright St.	66 84		
				47	A	Michigan	63 101					141	H	Wright St.	61 73		
				49	A	Indiana	59 84					146	A	Milwaukee	75 73		
												146	H	Milwaukee	77 63		
												146	N	Milwaukee	60 82		
												182	A	Cleveland St.	93 79		
												182	H	Cleveland St.	62 74		
												275	H	Vermont	79 55		
												292	A	Valparaiso	98 60		
												292	H	Valparaiso	104 63		
												296	A	Northern Ky.	61 47		
												296	H	Northern Ky.	86 66		
												304	H	North Dakota St.	95 66		
												316	A	Fort Wayne	82 61		
												319	A	Youngstown St.	80 58		
												319	H	Youngstown St.	80 54		
												320	A	Ill.-Chicago	78 50		
												320	H	Ill.-Chicago	81 58		
												345	A	Chicago St.	80 60		
LAST 12 Division I GAMES:																	
				146	N	Milwaukee	60 82	139	A	Detroit Mercy	61 71						
				182	A	Cleveland St.	93 79	146	H	Milwaukee	77 63						
				319	A	Youngstown St.	80 58	26	H	Green Bay	74 71						
				296	H	Northern Ky.	86 66	141	A	Wright St.	66 84						
				320	A	Ill.-Chicago	78 50	296	A	Northern Ky.	61 47						
				292	A	Valparaiso	98 60	319	H	Youngstown St.	80 54						

Non-Div I Games: Concordia (MI) 99 32 Marygrove 126 31

Oakland

Loss, Non-Conf, S Site, H Home A Away N Neutral

Average RPI Win:	192	WON-LOST	WINNING	LAST 10	STRENGTH OF	OPP. STRENGTH	TEAM	ADJ.	CONF.	ADJ CONF.
Average RPI Loss:	95	RECORD	PCT. RANK	GAMES	SCHEDULE	OF SCHEDULE	RPI	RPI	RPI	RPI
DIV. I ONLY	22- 9	63	6- 4	135	121	70	70	10	10	
DIV. I NON-CONF.	9- 2	37	0- 0	169	220	49	49	11	11	
TOTALS	RPI 1-25	RPI 26-50	W-L RECORDS	RPI 51-100	RPI 101-150	RPI 150+				
22- 9	0- 0	0- 3	OVERALL	5- 5	2- 0	15- 1				
14- 2	0- 0	0- 1	HOME	2- 1	1- 0	11- 0				
8- 6	0- 0	0- 2	AWAY	3- 3	1- 0	4- 1				
0- 1	0- 0	0- 0	NEUTRAL	0- 1	0- 0	0- 0				
9- 2	0- 0	0- 1	NON-CONFERENCE	2- 0	1- 0	6- 1				
6- 0	0- 0	0- 0	HOME	0- 0	1- 0	5- 0				
3- 2	0- 0	0- 1	AWAY	2- 0	0- 0	1- 1				
0- 0	0- 0	0- 0	NEUTRAL	0- 0	0- 0	0- 0				
13- 7	0- 0	0- 2	CONFERENCE	3- 5	1- 0	9- 0				
8- 2	0- 0	0- 1	HOME	2- 1	0- 0	6- 0				
5- 4	0- 0	0- 1	AWAY	1- 3	1- 0	3- 0				
0- 1	0- 0	0- 0	NEUTRAL	0- 1	0- 0	0- 0				

RPI S	Opponent	Score	RPI S	Opponent	Score	RPI S	Opponent	Score	RPI S	Opponent	Score
44	A Central Mich.	59 64	44	H Central Mich.	64 70	56	A Toledo	64 55	119	A Ball St.	72 68
47	A Michigan	46 69				56	H Toledo	61 55	122	H Duquesne	64 46
						62	A IUPUI	71 65	160	H Western Mich.	80 67
						81	A Northern Ill.	80 88	208	H Illinois	80 68
						81	N Northern Ill.	71 72	212	H Binghamton	63 55
						83	A Middle Tenn.	73 52	220	H UT Martin	72 55
						91	A Buffalo	54 65	224	A High Point	76 48
						91	H Buffalo	83 55	236	A Akron	85 69
						96	A Kent St.	77 83	236	H Akron	62 48
						96	H Kent St.	65 68	247	A Miami (OH)	79 62
									247	H Miami (OH)	77 63
									256	A Bowling Green	69 58
									256	H Bowling Green	79 68
									264	H Murray St.	79 70
									278	A N.C. A&T	57 63
									282	H Eastern Mich.	63 49
									282	H Eastern Mich.	68 51
									296	H Northern Ky.	58 41
LAST 12 Division I GAMES:											
81	N Northern Ill.	71 72	96	A Kent St.	77 83						
282	H Eastern Mich.	63 49	44	H Central Mich.	64 70						
236	H Akron	62 48	119	A Ball St.	72 68						
256	H Bowling Green	79 68	56	H Toledo	61 55						
247	H Miami (OH)	77 63	44	A Central Mich.	59 64						
91	A Buffalo	54 65	247	A Miami (OH)	79 62						

Non-Div I Games:

Ohio

Average RPI Win: 147		WON-LOST	WINNING	LAST 10	STRENGTH OF	OPP. STRENGTH	TEAM	ADJ.	CONF.	ADJ CONF.
Average RPI Loss: 21		RECORD	PCT. RANK	GAMES	SCHEDULE	OF SCHEDULE	RPI	RPI	RPI	RPI
DIV. I ONLY		26- 6	19	9- 1	64	53	25	25	6	6
DIV. I NON-CONF.		10- 4	80	0- 0	49	52	63	63	6	6
<hr/>										
TOTALS	RPI 1-25		RPI 26-50		W-L RECORDS	RPI 51-100	RPI 101-150		RPI 150+	
26- 6	1- 4		3- 1		OVERALL	8- 1	1- 0		13- 0	
16- 2	1- 2		1- 0		HOME	3- 0	1- 0		10- 0	
7- 2	0- 1		1- 1		AWAY	3- 0	0- 0		3- 0	
3- 2	0- 1		1- 0		NEUTRAL	2- 1	0- 0		0- 0	
10- 4	0- 4		1- 0		NON-CONFERENCE	1- 0	1- 0		7- 0	
8- 2	0- 2		0- 0		HOME	0- 0	1- 0		7- 0	
0- 1	0- 1		0- 0		AWAY	0- 0	0- 0		0- 0	
2- 1	0- 1		1- 0		NEUTRAL	1- 0	0- 0		0- 0	
16- 2	1- 0		2- 1		CONFERENCE	7- 1	0- 0		6- 0	
8- 0	1- 0		1- 0		HOME	3- 0	0- 0		3- 0	
7- 1	0- 0		1- 1		AWAY	3- 0	0- 0		3- 0	
1- 1	0- 0		0- 0		NEUTRAL	1- 1	0- 0		0- 0	

RPI	S	Opponent	Score	RPI	S	Opponent	Score	RPI	S	Opponent	Score	RPI	S	Opponent	Score
1	A	UConn	63 82	31	N	Syracuse	77 72	57	A	Purdue	61 56	122	H	Duquesne	89 69
3	H	South Carolina	80 92	42	A	Michigan St.	75 94	57	N	Purdue	60 71	180	H	Cincinnati	80 38
7	N	Baylor	68 85	47	H	Michigan	96 87	64	H	Iowa	88 81	182	H	Cleveland St.	96 78
15	H	Miami (FL)	89 94	49	A	Indiana	92 82	68	A	Northwestern	94 87	196	A	Nebraska	87 69
16	H	Maryland	98 87					68	N	Northwestern	99 68	196	H	Nebraska	95 75
								72	A	Minnesota	88 76	206	H	Alabama St.	118 61
								72	H	Minnesota	87 62	208	H	Illinois	88 64
								85	H	Penn St.	87 72	211	A	Wisconsin	96 68
								90	N	FGCU	79 66	211	H	Wisconsin	70 61
												222	H	Southern U.	108 73
												226	A	Rutgers	73 45
												253	H	Canisius	89 56
												336	H	LIU Brooklyn	113 54
												342	H	Winthrop	88 48
LAST 12 Division I GAMES:															
				57	N	Purdue	60 71	211	A	Wisconsin	96 68				
				68	N	Northwestern	99 68	85	H	Penn St.	87 72				
				226	A	Rutgers	73 45	196	H	Nebraska	95 75				
				16	H	Maryland	98 87	72	A	Minnesota	88 76				
				196	A	Nebraska	87 69	208	H	Illinois	88 64				
				64	H	Iowa	88 81	211	H	Wisconsin	70 61				

Non-Div I Games:

Ohio St.

■ Loss,
 ■ Non-Conf, S Site,
 ■ Home
 ■ Away
 N Neutral

Average RPI Win: 111		WON-LOST	WINNING	LAST 10	STRENGTH OF	OPP. STRENGTH	TEAM	ADJ.	CONF.	ADJ CONF.
Average RPI Loss: 39		RECORD	PCT. RANK	GAMES	SCHEDULE	OF SCHEDULE	RPI	RPI	RPI	RPI
DIV. I ONLY		22- 9	63	6- 4	23	28	19	19	4	4
DIV. I NON-CONF.		9- 3	63	0- 0	45	81	42	42	3	3
TOTALS		RPI 1-25	RPI 26-50	W-L RECORDS		RPI 51-100	RPI 101-150	RPI 150+		
22- 9	2- 5	3- 2		OVERALL		6- 1	3- 0	8- 1		
14- 2	2- 1	3- 0		HOME		3- 0	2- 0	4- 1		
6- 5	0- 4	0- 1		AWAY		3- 0	1- 0	2- 0		
2- 2	0- 0	0- 1		NEUTRAL		0- 1	0- 0	2- 0		
9- 3	0- 1	2- 0		NON-CONFERENCE		2- 1	1- 0	4- 1		
6- 1	0- 0	2- 0		HOME		1- 0	1- 0	2- 1		
1- 1	0- 1	0- 0		AWAY		1- 0	0- 0	0- 0		
2- 1	0- 0	0- 0		NEUTRAL		0- 1	0- 0	2- 0		
13- 6	2- 4	1- 2		CONFERENCE		4- 0	2- 0	4- 0		
8- 1	2- 1	1- 0		HOME		2- 0	1- 0	2- 0		
5- 4	0- 3	0- 1		AWAY		2- 0	1- 0	2- 0		
0- 1	0- 0	0- 1		NEUTRAL		0- 0	0- 0	0- 0		

RPI S	Opponent	Score	RPI S	Opponent	Score	RPI S	Opponent	Score	RPI S	Opponent	Score
7	A Baylor	58 92	37	H South Dakota St.	74 60	53	H Colorado St.	70 55	103	A Texas Tech	64 56
7	H Baylor	64 103	39	A West Virginia	73 83	54	N California	74 82	103	H Texas Tech	66 45
13	A Texas	68 86	39	H West Virginia	90 87	59	A Iowa St.	67 57	142	H Tulsa	85 68
13	H Texas	74 73	39	N West Virginia	58 82	59	H Iowa St.	78 63	161	H Oral Roberts	67 74
14	A Kentucky	68 82	45	H Little Rock	68 58	80	A Oklahoma St.	66 60	167	A TCU	73 64
21	A Kansas St.	71 79				80	H Oklahoma St.	68 62	167	H TCU	87 72
21	H Kansas St.	85 80				88	A BYU	68 61	172	H Southern Ill.	80 48
									187	A Kansas	84 54
									187	H Kansas	89 52
									204	N Xavier	81 69
									207	N Portland St.	74 60
									237	H UTRGV	92 59
LAST 12 Division I GAMES:											
39	N West Virginia	58 82	39	H West Virginia	90 87						
7	H Baylor	64 103	80	A Oklahoma St.	66 60						
167	A TCU	73 64	187	H Kansas	89 52						
21	A Kansas St.	71 79	7	A Baylor	58 92						
13	H Texas	74 73	59	H Iowa St.	78 63						
103	A Texas Tech	64 56	80	H Oklahoma St.	68 62						

Non-Div I Games:

Oklahoma

■ Loss,
■ Non-Conf, S Site,
■ Home
■ Away
N Neutral

Average RPI Win:	153	WON-LOST	WINNING	LAST 10	STRENGTH OF	OPP. STRENGTH	TEAM	ADJ.	CONF.	ADJ CONF.
Average RPI Loss:	38	RECORD	PCT. RANK	GAMES	SCHEDULE	OF SCHEDULE	RPI	RPI	RPI	RPI
DIV. I ONLY	17- 14	142	4- 6	49	19	80	80	4	4	
DIV. I NON-CONF.	10- 1	15	0- 0	95	126	22	22	3	3	
TOTALS	RPI 1-25	RPI 26-50	W-L RECORDS	RPI 51-100	RPI 101-150	RPI 150+				
17- 14	0- 10	2- 1	OVERALL	2- 1	3- 1	10- 1				
12- 4	0- 4	2- 0	HOME	2- 0	1- 0	7- 0				
2- 8	0- 4	0- 1	AWAY	0- 1	1- 1	1- 1				
3- 2	0- 2	0- 0	NEUTRAL	0- 0	1- 0	2- 0				
10- 1	0- 1	1- 0	NON-CONFERENCE	1- 0	2- 0	6- 0				
7- 0	0- 0	1- 0	HOME	1- 0	0- 0	5- 0				
1- 0	0- 0	0- 0	AWAY	0- 0	1- 0	0- 0				
2- 1	0- 1	0- 0	NEUTRAL	0- 0	1- 0	1- 0				
7- 13	0- 9	1- 1	CONFERENCE	1- 1	1- 1	4- 1				
5- 4	0- 4	1- 0	HOME	1- 0	1- 0	2- 0				
1- 8	0- 4	0- 1	AWAY	0- 1	0- 1	1- 1				
1- 1	0- 1	0- 0	NEUTRAL	0- 0	0- 0	1- 0				

RPI 1-25				RPI 26-50				RPI 51-100 Team's RPI: 80				RPI 101+			
RPI	S	Opponent	Score	RPI	S	Opponent	Score	RPI	S	Opponent	Score	RPI	S	Opponent	Score
4	N	Oregon St.	54 73	39	A	West Virginia	53 79	59	A	Iowa St.	48 61	102	A	Washington St.	79 72
7	A	Baylor	67 89	39	H	West Virginia	67 63	59	H	Iowa St.	71 59	103	A	Texas Tech	65 70
7	H	Baylor	50 86	50	H	UNI	81 57	86	H	Georgia	71 51	103	H	Texas Tech	75 62
13	A	Texas	35 66									121	N	Long Beach St.	63 57
13	H	Texas	71 85									155	H	Rice	65 51
13	N	Texas	60 71									163	N	Santa Clara	67 53
19	A	Oklahoma	62 68									167	A	TCU	82 67
19	H	Oklahoma	60 66									167	H	TCU	88 70
21	A	Kansas St.	69 74									187	A	Kansas	49 67
21	H	Kansas St.	43 63									187	H	Kansas	74 70
												187	N	Kansas	79 75
												202	H	Loyola Marymount	66 58
												237	H	UTRGV	86 53
												252	H	Tennessee St.	86 48
												318	H	Arkansas St.	76 34
LAST 12 Division I GAMES:															
		13 N Texas	60 71			167 H TCU	88 70								
		187 N Kansas	79 75			39 A West Virginia	53 79								
		59 A Iowa St.	48 61			187 A Kansas	49 67								
		39 H West Virginia	67 63			19 H Oklahoma	60 66								
		103 H Texas Tech	75 62			13 H Texas	71 85								
		7 A Baylor	67 89			21 A Kansas St.	69 74								

Non-Div I Games:

Oklahoma St.

■ Loss,
■ Non-Conf,
■ S Site,
■ H Home
■ A Away
N Neutral

Average RPI Win:	225	WON-LOST	WINNING	LAST 10	STRENGTH OF	OPP. STRENGTH	TEAM	ADJ.	CONF.	ADJ CONF.
Average RPI Loss:	90	RECORD	PCT. RANK	GAMES	SCHEDULE	OF SCHEDULE	RPI	RPI	RPI	RPI
DIV. I ONLY	17- 13	130	7- 3	94	151	130	130	15	15	
DIV. I NON-CONF.	5- 6	186	0- 0	57	138	163	163	16	16	
TOTALS	RPI 1-25	RPI 26-50	W-L RECORDS	RPI 51-100	RPI 101-150	RPI 150+				
17- 13	0- 2	0- 4	OVERALL	0- 1	3- 3	14- 3				
10- 5	0- 0	0- 1	HOME	0- 1	1- 2	9- 1				
6- 6	0- 2	0- 1	AWAY	0- 0	2- 1	4- 2				
1- 2	0- 0	0- 2	NEUTRAL	0- 0	0- 0	1- 0				
5- 6	0- 2	0- 2	NON-CONFERENCE	0- 0	1- 1	4- 1				
5- 1	0- 0	0- 0	HOME	0- 0	1- 1	4- 0				
0- 3	0- 2	0- 0	AWAY	0- 0	0- 0	0- 1				
0- 2	0- 0	0- 2	NEUTRAL	0- 0	0- 0	0- 0				
12- 7	0- 0	0- 2	CONFERENCE	0- 1	2- 2	10- 2				
5- 4	0- 0	0- 1	HOME	0- 1	0- 1	5- 1				
6- 3	0- 0	0- 1	AWAY	0- 0	2- 1	4- 1				
1- 0	0- 0	0- 0	NEUTRAL	0- 0	0- 0	1- 0				

RPI 1-25				RPI 26-50				RPI 51-100				RPI 101+				Team's RPI: 130
RPI	S	Opponent	Score	RPI	S	Opponent	Score	RPI	S	Opponent	Score	RPI	S	Opponent	Score	
8	A	Duke	64 92	31	N	Syracuse	66 92	83	H	Middle Tenn.	63 80	110	A	Charlotte	72 70	
15	A	Miami (FL)	56 66	32	N	Dayton	69 77					110	H	Charlotte	75 86	
				40	A	Western Ky.	73 79					116	A	Southern Miss.	69 84	
				40	H	Western Ky.	62 67					127	H	William & Mary	58 69	
												143	H	VCU	70 60	
												144	A	Louisiana Tech	69 64	
												155	A	Rice	59 47	
												155	H	Rice	81 66	
												168	H	Hampton	61 58	
												183	A	North Texas	55 65	
												183	H	North Texas	62 47	
												184	H	UTSA	68 81	
												189	H	UAB	73 61	
												201	A	ETSU	60 70	
												216	H	Dartmouth	82 56	
												248	A	Marshall	94 85	
												248	H	Marshall	73 69	
												273	H	Norfolk St.	65 54	
												303	H	UTEP	87 68	
												303	N	UTEP	80 70	
												308	A	FIU	86 64	
												335	H	N.C. Central	83 52	
												337	A	Fla. Atlantic	93 73	
LAST 12 Division I GAMES:																
303	N	UTEP	80 70	189	H	UAB	73 61									
184	H	UTSA	68 81	83	H	Middle Tenn.	63 80									
303	H	UTEP	87 68	337	A	Fla. Atlantic	93 73									
40	A	Western Ky.	73 79	308	A	FIU	86 64									
248	A	Marshall	94 85	183	H	North Texas	62 47									
110	A	Charlotte	72 70	155	H	Rice	81 66									

Non-Div I Games:

Old Dominion

■ Loss,
 ■ Non-Conf,
 ■ S Site,
 ■ Home
 ■ A Away
 N Neutral

Average RPI Win:	186	WON-LOST	WINNING	LAST 10	STRENGTH OF	OPP. STRENGTH	TEAM	ADJ.	CONF.	ADJ CONF.
Average RPI Loss:	53	RECORD	PCT. RANK	GAMES	SCHEDULE	OF SCHEDULE	RPI	RPI	RPI	RPI
DIV. I ONLY	17- 13	130	4- 6	87	52	117	117	2	2	
DIV. I NON-CONF.	11- 2	23	0- 0	314	255	99	99	2	2	
TOTALS	RPI 1-25	RPI 26-50	W-L RECORDS	RPI 51-100	RPI 101-150	RPI 150+				
17- 13	2- 5	2- 4	OVERALL	2- 0	1- 4	10- 0				
15- 3	2- 1	2- 1	HOME	1- 0	1- 1	9- 0				
1- 9	0- 4	0- 2	AWAY	1- 0	0- 3	0- 0				
1- 1	0- 0	0- 1	NEUTRAL	0- 0	0- 0	1- 0				
11- 2	0- 0	1- 1	NON-CONFERENCE	0- 0	1- 1	9- 0				
10- 0	0- 0	1- 0	HOME	0- 0	1- 0	8- 0				
0- 2	0- 0	0- 1	AWAY	0- 0	0- 1	0- 0				
1- 0	0- 0	0- 0	NEUTRAL	0- 0	0- 0	1- 0				
6- 11	2- 5	1- 3	CONFERENCE	2- 0	0- 3	1- 0				
5- 3	2- 1	1- 1	HOME	1- 0	0- 1	1- 0				
1- 7	0- 4	0- 1	AWAY	1- 0	0- 2	0- 0				
0- 1	0- 0	0- 1	NEUTRAL	0- 0	0- 0	0- 0				

RPI	S	Opponent	Score	RPI	S	Opponent	Score	RPI	S	Opponent	Score	RPI	S	Opponent	Score	Team's RPI: 117
3	A	South Carolina	46 65	35	H	Oregon	83 67	82	A	Florida	84 75	104	A	UNLV	57 64	
5	A	Mississippi St.	62 73	36	H	LSU	51 62	86	H	Georgia	69 62	111	A	Vanderbilt	67 85	
5	H	Mississippi St.	44 66	36	N	LSU	49 65					133	A	Alabama	80 90	
14	A	Kentucky	57 89	39	A	West Virginia	61 66					133	H	Alabama	57 65	
20	H	Tennessee	67 62	46	A	Auburn	60 83					143	H	VCU	77 57	
22	H	Texas A&M	62 49	46	H	Auburn	63 59					173	H	Arkansas	73 64	
23	A	Missouri	65 100									211	N	Wisconsin	69 44	
												224	H	High Point	73 62	
												251	H	Jacksonville St.	68 50	
												262	H	Austin Peay	66 38	
												299	H	Lipscomb	76 49	
												311	H	Mississippi Val.	67 30	
												329	H	Southeastern La.	81 31	
												332	H	La.-Monroe	97 40	
												334	H	Jackson St.	89 41	
LAST 12 Division I GAMES:																
36	N	LSU	49 65	36	H	LSU	51 62									
22	H	Texas A&M	62 49	82	A	Florida	84 75									
23	A	Missouri	65 100	86	H	Georgia	69 62									
111	A	Vanderbilt	67 85	14	A	Kentucky	57 89									
46	H	Auburn	63 59	133	H	Alabama	57 65									
5	H	Mississippi St.	44 66	3	A	South Carolina	46 65									

Non-Div I Games:

Ole Miss

■ Loss,
 ■ Non-Conf, S Site,
 ■ Home
 ■ Away
 N Neutral

Omaha

O
m
a
h
a

Omaha

Page 238

Oral Roberts

Through Games Of March 8, 2017

Average RPI Win:	216	WON-LOST	WINNING	LAST 10	STRENGTH OF	OPP. STRENGTH	TEAM	ADJ.	CONF.	ADJ CONF.
Average RPI Loss:	87	RECORD	PCT. RANK	GAMES	SCHEDULE	OF SCHEDULE	RPI	RPI	RPI	RPI
DIV. I ONLY	13- 15	201	4- 6	156	88	161	161	11	11	
DIV. I NON-CONF.	6- 5	148	0- 0	181	13	90	90	10	10	
TOTALS	RPI 1-25	RPI 26-50	W-L RECORDS	RPI 51-100	RPI 101-150	RPI 150+				
13- 15	1- 0	0- 5	OVERALL	1- 7	2- 1	9- 2				
6- 5	0- 0	0- 1	HOME	1- 2	1- 1	4- 1				
7- 9	1- 0	0- 3	AWAY	0- 5	1- 0	5- 1				
0- 1	0- 0	0- 1	NEUTRAL	0- 0	0- 0	0- 0				
6- 5	1- 0	0- 2	NON-CONFERENCE	0- 2	1- 0	4- 1				
3- 0	0- 0	0- 0	HOME	0- 0	1- 0	2- 0				
3- 5	1- 0	0- 2	AWAY	0- 2	0- 0	2- 1				
0- 0	0- 0	0- 0	NEUTRAL	0- 0	0- 0	0- 0				
7- 10	0- 0	0- 3	CONFERENCE	1- 5	1- 1	5- 1				
3- 5	0- 0	0- 1	HOME	1- 2	0- 1	2- 1				
4- 4	0- 0	0- 1	AWAY	0- 3	1- 0	3- 0				
0- 1	0- 0	0- 1	NEUTRAL	0- 0	0- 0	0- 0				

RPI 1-25				RPI 26-50				RPI 51-100				RPI 101+ Team's RPI: 161			
RPI	S	Opponent	Score	RPI	S	Opponent	Score	RPI	S	Opponent	Score	RPI	S	Opponent	Score
19	A	Oklahoma	74 67	34	A	Arizona St.	52 79	61	A	Western Ill.	72 76	142	H	Tulsa	76 68
				37	A	South Dakota St.	35 82	61	H	Western Ill.	62 76	148	A	Omaha	67 65
				37	H	South Dakota St.	57 78	62	A	IUPUI	41 53	148	H	Omaha	49 64
				37	N	South Dakota St.	50 65	62	H	IUPUI	54 45	154	H	Missouri St.	78 56
				45	A	Little Rock	50 56	64	A	Iowa	76 96	173	A	Arkansas	70 60
								68	A	Northwestern	55 64	187	A	Kansas	56 64
								77	A	South Dakota	50 79	220	H	UT Martin	82 53
								77	H	South Dakota	47 69	304	A	North Dakota St.	70 50
												304	H	North Dakota St.	71 64
												310	A	Denver	70 57
												310	H	Denver	45 47
												316	A	Fort Wayne	75 59
												316	H	Fort Wayne	82 56
												338	A	Houston Baptist	75 65
LAST 12 Division I GAMES:															
				37	N	South Dakota St.	50 65	62	H	IUPUI	54 45				
				304	H	North Dakota St.	71 64	61	H	Western Ill.	62 76				
				310	A	Denver	70 57	304	A	North Dakota St.	70 50				
				77	A	South Dakota	50 79	310	H	Denver	45 47				
				148	H	Omaha	49 64	316	A	Fort Wayne	75 59				
				37	A	South Dakota St.	35 82	62	A	IUPUI	41 53				

Non-Div I Games: Mid-Amer. Christian98 63 Okla. Sci. & Arts 67 35

Oral Roberts

Loss, Non-Conf, S Site, H Home A Away N Neutral

Oregon

Through Games Of March 8, 2017

Average RPI Win:	129	WON-LOST	WINNING	LAST 10	STRENGTH OF	OPP. STRENGTH	TEAM	ADJ.	CONF.	ADJ CONF.
Average RPI Loss:	36	RECORD	PCT. RANK	GAMES	SCHEDULE	OF SCHEDULE	RPI	RPI	RPI	RPI
DIV. I ONLY	20- 13	113	5- 5	16	15	35	35	1	1	
DIV. I NON-CONF.	10- 2	32	0- 0	126	135	40	40	1	1	
TOTALS	RPI 1-25	RPI 26-50	W-L RECORDS	RPI 51-100	RPI 101-150	RPI 150+				
20- 13	2- 8	1- 1	OVERALL	5- 1	6- 3	6- 0				
10- 5	1- 3	1- 0	HOME	2- 1	3- 1	3- 0				
6- 6	0- 3	0- 1	AWAY	3- 0	2- 2	1- 0				
4- 2	1- 2	0- 0	NEUTRAL	0- 0	1- 0	2- 0				
10- 2	0- 1	1- 0	NON-CONFERENCE	0- 0	3- 1	6- 0				
6- 0	0- 0	1- 0	HOME	0- 0	2- 0	3- 0				
2- 1	0- 0	0- 0	AWAY	0- 0	1- 1	1- 0				
2- 1	0- 1	0- 0	NEUTRAL	0- 0	0- 0	2- 0				
10- 11	2- 7	0- 1	CONFERENCE	5- 1	3- 2	0- 0				
4- 5	1- 3	0- 0	HOME	2- 1	1- 1	0- 0				
4- 5	0- 3	0- 1	AWAY	3- 0	1- 1	0- 0				
2- 1	1- 1	0- 0	NEUTRAL	0- 0	1- 0	0- 0				

RPI 1-25				RPI 26-50				Team's RPI: 35				RPI 51-100				RPI 101+			
RPI	S	Opponent	Score	RPI	S	Opponent	Score	RPI	S	Opponent	Score	RPI	S	Opponent	Score	RPI	S	Opponent	Score
4	A	Oregon St.	60 67	34	A	Arizona St.	63 68	54	A	California	69 66	102	H	Washington St.	59 75				
4	H	Oregon St.	40 43	42	H	Michigan St.	88 55	54	H	California	49 55	108	A	Colorado	66 76				
5	N	Mississippi St.	63 75					78	A	Utah	73 61	108	H	Colorado	71 66				
6	A	Stanford	60 81					78	H	Utah	84 66	113	A	Clemson	87 59				
6	H	Stanford	59 65					89	A	Southern California	59 53	117	A	Ole Miss	67 83				
6	N	Stanford	56 71					89	H	Southern California	73 50	131	A	Arizona	79 65				
9	H	Washington	77 99									131	N	Arizona	70 63				
9	N	Washington	70 69									132	H	Lamar University	84 67				
10	A	UCLA	63 79									149	H	Idaho	73 70				
10	H	UCLA	84 75									184	H	UTSA	77 63				
												200	N	San Jose St.	91 62				
												207	N	Portland St.	90 46				
												240	A	Hawaii	86 49				
												263	H	CSU Bakersfield	77 62				
												277	H	Portland	81 41				
LAST 12 Division I GAMES:																			
				6	N	Stanford	56 71	78	A	Utah	73 61								
				9	N	Washington	70 69	89	H	Southern California	73 50								
				131	N	Arizona	70 63	10	H	UCLA	84 75								
				6	H	Stanford	59 65	34	A	Arizona St.	63 68								
				54	H	California	49 55	131	A	Arizona	79 65								
				108	A	Colorado	66 76	4	A	Oregon St.	60 67								

Non-Div I Games:

Oregon

■ Loss,
■ Non-Conf,
■ S Site,
■ Home
■ A Away
N Neutral

Average RPI Win:	92	WON-LOST	WINNING	LAST 10	STRENGTH OF	OPP. STRENGTH	TEAM	ADJ.	CONF.	ADJ CONF.
Average RPI Loss:	33	RECORD	PCT. RANK	GAMES	SCHEDULE	OF SCHEDULE	RPI	RPI	RPI	RPI
DIV. I ONLY	29- 4	5	8- 2	6	25	4	4	1	1	
DIV. I NON-CONF.	11- 1	12	0- 0	43	192	15	15	1	1	
TOTALS	RPI 1-25	RPI 26-50	W-L RECORDS	RPI 51-100	RPI 101-150	RPI 150+				
29- 4	5- 2	4- 1	OVERALL	9- 1	7- 0	4- 0				
14- 2	3- 0	1- 1	HOME	3- 1	3- 0	4- 0				
8- 1	1- 1	2- 0	AWAY	3- 0	2- 0	0- 0				
7- 1	1- 1	1- 0	NEUTRAL	3- 0	2- 0	0- 0				
11- 1	0- 0	1- 1	NON-CONFERENCE	3- 0	3- 0	4- 0				
6- 1	0- 0	0- 1	HOME	1- 0	1- 0	4- 0				
0- 0	0- 0	0- 0	AWAY	0- 0	0- 0	0- 0				
5- 0	0- 0	1- 0	NEUTRAL	2- 0	2- 0	0- 0				
18- 3	5- 2	3- 0	CONFERENCE	6- 1	4- 0	0- 0				
8- 1	3- 0	1- 0	HOME	2- 1	2- 0	0- 0				
8- 1	1- 1	2- 0	AWAY	3- 0	2- 0	0- 0				
2- 1	1- 1	0- 0	NEUTRAL	1- 0	0- 0	0- 0				

RPI	S	Opponent	Score	RPI	S	Opponent	Score	RPI	S	Opponent	Score	RPI	S	Opponent	Score
6	A	Stanford	72 69	27	H	Marquette	73 74	54	A	California	66 56	102	H	Washington St.	80 58
6	H	Stanford	50 47	33	N	Quinnipiac	75 60	54	H	California	71 56	104	N	UNLV	62 59
6	N	Stanford	43 48	34	A	Arizona St.	54 45	54	N	California	65 49	108	A	Colorado	54 49
9	H	Washington	73 70	35	A	Oregon	43 40	73	H	UC Davis	93 52	108	H	Colorado	81 57
10	A	UCLA	56 66	35	H	Oregon	67 60	78	A	Utah	63 49	131	A	Arizona	65 57
10	H	UCLA	68 61					78	H	Utah	70 44	132	H	Lamar University	88 56
10	N	UCLA	63 53					80	N	Oklahoma St.	73 54	149	N	Idaho	60 49
								88	N	BYU	65 56	159	H	Idaho St.	61 38
								89	A	Southern California	74 60	277	H	Portland	62 45
								89	H	Southern California	50 70	286	H	Ark.-Pine Bluff	73 40
												290	H	Southern Utah	77 38
LAST 12 Division I GAMES:															
6	N	Stanford	43 48	108	A	Colorado	54 49								
10	N	UCLA	63 53	10	H	UCLA	68 61								
54	N	California	65 49	89	H	Southern California	50 70								
54	H	California	71 56	131	A	Arizona	65 57								
6	H	Stanford	50 47	34	A	Arizona St.	54 45								
78	A	Utah	63 49	35	H	Oregon	67 60								

Non-Div I Games:

Oregon St.

RPI 1-25				RPI 26-50				RPI 51-100				RPI 101+ Team's RPI: 244			
RPI	S	Opponent	Score	RPI	S	Opponent	Score	RPI	S	Opponent	Score	RPI	S	Opponent	Score
10	A	UCLA	55 82	27	H	Marquette	75 89	63	A	Gonzaga	65 63	109	A	St. Mary's (CA)	74 82
								63	H	Gonzaga	58 74	109	H	St. Mary's (CA)	54 63
								63	N	Gonzaga	59 91	121	A	Long Beach St.	58 66
								73	H	UC Davis	87 95	128	H	Northern Colo.	56 60
								74	H	Montana St.	66 72	138	A	San Francisco	64 67
								88	A	BYU	50 68	138	H	San Francisco	63 60
								88	H	BYU	55 68	145	H	Fresno St.	67 74
												163	A	Santa Clara	51 68
												163	H	Santa Clara	51 61
												200	A	San Jose St.	99 96
												202	A	Loyola Marymount	64 75
												202	H	Loyola Marymount	52 65
												223	A	San Diego	71 73
												223	H	San Diego	84 64
												263	H	CSU Bakersfield	91 61
												277	A	Portland	84 74
												277	H	Portland	71 78
												312	A	Pepperdine	58 59
												312	H	Pepperdine	80 79
												312	N	Pepperdine	73 55
LAST 12 Division I GAMES:															
		63 N Gonzaga	59 91			163 A Santa Clara	51 68								
		312 N Pepperdine	73 55			223 A San Diego	71 73								
		202 A Loyola Marymount	64 75			312 H Pepperdine	80 79								
		163 H Santa Clara	51 61			109 A St. Mary's (CA)	74 82								
		63 H Gonzaga	58 74			138 A San Francisco	64 67								
		277 H Portland	71 78			202 H Loyola Marymount	52 65								

Page 242

Average RPI Win:	176	WON-LOST	WINNING	LAST 10	STRENGTH OF	OPP. STRENGTH	TEAM	ADJ.	CONF.	ADJ CONF.
Average RPI Loss:	103	RECORD	PCT. RANK	GAMES	SCHEDULE	OF SCHEDULE	RPI	RPI	RPI	RPI
DIV. I ONLY	19- 7	56	9- 1	99	108	55	55	8	8	
DIV. I NON-CONF.	6- 6	165	0- 0	226	113	181	181	9	9	
TOTALS	RPI 1-25	RPI 26-50	W-L RECORDS	RPI 51-100	RPI 101-150	RPI 150+				
19- 7	0- 2	2- 0	OVERALL	0- 1	6- 2	11- 2				
7- 5	0- 1	1- 0	HOME	0- 1	3- 1	3- 2				
12- 2	0- 1	1- 0	AWAY	0- 0	3- 1	8- 0				
0- 0	0- 0	0- 0	NEUTRAL	0- 0	0- 0	0- 0				
6- 6	0- 2	0- 0	NON-CONFERENCE	0- 1	1- 1	5- 2				
0- 5	0- 1	0- 0	HOME	0- 1	0- 1	0- 2				
6- 1	0- 1	0- 0	AWAY	0- 0	1- 0	5- 0				
0- 0	0- 0	0- 0	NEUTRAL	0- 0	0- 0	0- 0				
13- 1	0- 0	2- 0	CONFERENCE	0- 0	5- 1	6- 0				
7- 0	0- 0	1- 0	HOME	0- 0	3- 0	3- 0				
6- 1	0- 0	1- 0	AWAY	0- 0	2- 1	3- 0				
0- 0	0- 0	0- 0	NEUTRAL	0- 0	0- 0	0- 0				

RPI 1-25				RPI 26-50				RPI 51-100				Team's RPI: 55	RPI 101+			
RPI	S	Opponent	Score	RPI	S	Opponent	Score	RPI	S	Opponent	Score		RPI	S	Opponent	Score
8	A	Duke	55 68	43	A	Harvard	64 46	66	H	Villanova	48 60		112	H	Saint Joseph's	53 57
18	H	Temple	53 63	43	H	Harvard	63 43						115	A	Princeton	62 57
													115	H	Princeton	52 40
													125	A	Cornell	61 55
													125	H	Cornell	47 34
													134	A	Yale	48 61
													134	H	Yale	66 55
													150	A	CSUN	47 36
													156	A	Brown	71 68
													156	H	Brown	86 60
													171	H	La Salle	56 58
													186	A	UC Riverside	71 55
													194	A	Columbia	64 54
													194	H	Columbia	68 59
													212	H	Binghamton	48 61
													216	A	Dartmouth	60 47
													216	H	Dartmouth	68 38
													233	A	Richmond	47 44
													300	A	Lafayette	64 47
													302	A	Rhode Island	75 43
													341	A	Wagner	63 39
LAST 12 Division I GAMES:																
115	H	Princeton	52 40	156	A	Brown	71 68									
43	A	Harvard	64 46	125	A	Cornell	61 55									
216	A	Dartmouth	60 47	194	A	Columbia	64 54									
194	H	Columbia	68 59	216	H	Dartmouth	68 38									
125	H	Cornell	47 34	43	H	Harvard	63 43									
134	A	Yale	48 61	18	H	Temple	53 63									

Non-Div I Games: Stevens 89 43

Penn

■ Loss,
 ■ Non-Conf,
 ■ S Site,
 ■ Home
 ■ A Away
 N Neutral

Average RPI Win:	169	WON-LOST	WINNING	LAST 10	STRENGTH OF	OPP. STRENGTH	TEAM	ADJ.	CONF.	ADJ CONF.
Average RPI Loss:	68	RECORD	PCT. RANK	GAMES	SCHEDULE	OF SCHEDULE	RPI	RPI	RPI	RPI
DIV. I ONLY	19- 10	94	6- 4	150	60	85	85	6	6	
DIV. I NON-CONF.	10- 2	32	0- 0	286	106	84	84	6	6	
TOTALS	RPI 1-25	RPI 26-50	W-L RECORDS	RPI 51-100	RPI 101-150	RPI 150+				
19- 10	1- 2	1- 3	OVERALL	4- 4	1- 0	12- 1				
14- 1	1- 0	1- 1	HOME	3- 0	1- 0	8- 0				
4- 7	0- 2	0- 2	AWAY	1- 2	0- 0	3- 1				
1- 2	0- 0	0- 0	NEUTRAL	0- 2	0- 0	1- 0				
10- 2	1- 0	0- 0	NON-CONFERENCE	0- 2	1- 0	8- 0				
7- 0	1- 0	0- 0	HOME	0- 0	1- 0	5- 0				
2- 1	0- 0	0- 0	AWAY	0- 1	0- 0	2- 0				
1- 1	0- 0	0- 0	NEUTRAL	0- 1	0- 0	1- 0				
9- 8	0- 2	1- 3	CONFERENCE	4- 2	0- 0	4- 1				
7- 1	0- 0	1- 1	HOME	3- 0	0- 0	3- 0				
2- 6	0- 2	0- 2	AWAY	1- 1	0- 0	1- 1				
0- 1	0- 0	0- 0	NEUTRAL	0- 1	0- 0	0- 0				

RPI 1-25				RPI 26-50				RPI 51-100				Team's RPI: 85		RPI 101+			
RPI	S	Opponent	Score	RPI	S	Opponent	Score	RPI	S	Opponent	Score			RPI	S	Opponent	Score
16	A	Maryland	83 89	42	A	Michigan St.	64 73	57	A	Purdue	51 64			147	H	Iona	80 67
20	H	Tennessee	70 56	47	H	Michigan	76 75	57	H	Purdue	79 73			162	H	Pittsburgh	91 62
25	A	Ohio St.	72 87	49	A	Indiana	66 72	64	H	Iowa	71 58			175	A	Boston College	60 56
				49	H	Indiana	70 89	67	N	Georgetown	54 68			188	H	American	70 65
								68	A	Northwestern	74 58			196	H	Nebraska	86 69
								72	H	Minnesota	77 66			208	A	Illinois	80 62
								72	N	Minnesota	64 70			208	H	Illinois	82 66
								79	A	Drexel	60 83			211	H	Wisconsin	76 46
														226	A	Rutgers	45 61
														236	H	Akron	84 71
														248	H	Marshall	82 80
														261	N	Georgia St.	69 42
														317	A	Holy Cross	84 48
														327	H	Saint Peter's	106 50
LAST 12 Division I GAMES:																	
				72	N	Minnesota	64 70			68	A	Northwestern	74 58				
				47	H	Michigan	76 75			25	A	Ohio St.	72 87				
				42	A	Michigan St.	64 73			208	H	Illinois	82 66				
				208	A	Illinois	80 62			49	A	Indiana	66 72				
				57	H	Purdue	79 73			196	H	Nebraska	86 69				
				72	H	Minnesota	77 66			211	H	Wisconsin	76 46				

Non-Div I Games:

Penn St.

■ Loss,
 ■ Non-Conf, S Site,
 ■ Home
 ■ Away
 N Neutral

Pepperdine

Through Games Of March 8, 2017

Average RPI Win:	214	WON-LOST	WINNING	LAST 10	STRENGTH OF	OPP. STRENGTH	TEAM	ADJ.	CONF.	ADJ CONF.
Average RPI Loss:	180	RECORD	PCT. RANK	GAMES	SCHEDULE	OF SCHEDULE	RPI	RPI	RPI	RPI
DIV. I ONLY	7- 23	311	2- 8	245	209	312	312	14	14	
DIV. I NON-CONF.	2- 9	293	0- 0	239	337	321	321	13	13	
TOTALS	RPI 1-25	RPI 26-50	W-L RECORDS	RPI 51-100	RPI 101-150	RPI 150+				
7- 23	0- 1	0- 0	OVERALL	1- 3	1- 6	5- 13				
5- 9	0- 1	0- 0	HOME	1- 1	1- 3	3- 4				
2- 13	0- 0	0- 0	AWAY	0- 2	0- 3	2- 8				
0- 1	0- 0	0- 0	NEUTRAL	0- 0	0- 0	0- 1				
2- 9	0- 1	0- 0	NON-CONFERENCE	0- 0	0- 3	2- 5				
1- 4	0- 1	0- 0	HOME	0- 0	0- 2	1- 1				
1- 5	0- 0	0- 0	AWAY	0- 0	0- 1	1- 4				
0- 0	0- 0	0- 0	NEUTRAL	0- 0	0- 0	0- 0				
5- 14	0- 0	0- 0	CONFERENCE	1- 3	1- 3	3- 8				
4- 5	0- 0	0- 0	HOME	1- 1	1- 1	2- 3				
1- 8	0- 0	0- 0	AWAY	0- 2	0- 2	1- 4				
0- 1	0- 0	0- 0	NEUTRAL	0- 0	0- 0	0- 1				

RPI S	Opponent	Score	RPI S	Opponent	Score	RPI S	Opponent	Score	RPI S	Opponent	Score	Team's RPI: 312
8	H Duke	65 99				63	A Gonzaga	61 83	104	H UNLV	61 68	
						63	H Gonzaga	79 69	109	A St. Mary's (CA)	57 84	
						88	A BYU	49 88	109	H St. Mary's (CA)	60 81	
						88	H BYU	47 73	121	H Long Beach St.	41 44	
									138	A San Francisco	78 84	
									138	H San Francisco	81 59	
									140	A New Mexico St.	66 75	
									163	A Santa Clara	40 61	
									163	H Santa Clara	48 69	
									202	A Loyola Marymount	60 72	
									202	H Loyola Marymount	78 87	
									214	A UC Santa Barbara	57 66	
									223	A San Diego	55 42	
									223	H San Diego	57 40	
									244	A Pacific	79 80	
									244	H Pacific	59 58	
									244 N	Pacific	55 73	
									263	H CSU Bakersfield	62 57	
									272	A Cal Poly	52 62	
									277	A Portland	55 75	
									277	H Portland	61 71	
									283	H Nevada	60 69	
									310	A Denver	67 75	
									328	A Utah Valley	65 72	
									346	A Cal St. Fullerton	69 58	
LAST 12 Division I GAMES:												
244	N	Pacific	55	73	88	A	BYU	49	88			
138	A	San Francisco	78	84	244	A	Pacific	79	80			
109	A	St. Mary's (CA)	57	84	138	H	San Francisco	81	59			
202	H	Loyola Marymount	78	87	63	A	Gonzaga	61	83			
163	H	Santa Clara	48	69	277	A	Portland	55	75			
223	H	San Diego	57	40	109	H	St. Mary's (CA)	60	81			

Non-Div I Games:

Pepperdine

Loss, Non-Conf, S Site, H Home A Away N Neutral

Average RPI Win:	217	WON-LOST	WINNING	LAST 10	STRENGTH OF	OPP. STRENGTH	TEAM	ADJ.	CONF.	ADJ CONF.
Average RPI Loss:	54	RECORD	PCT. RANK	GAMES	SCHEDULE	OF SCHEDULE	RPI	RPI	RPI	RPI
DIV. I ONLY	12- 17	221	1- 9	60	57	162	162	3	3	
DIV. I NON-CONF.	8- 4	97	0- 0	246	289	183	183	4	4	
TOTALS	RPI 1-25	RPI 26-50	W-L RECORDS	RPI 51-100	RPI 101-150	RPI 150+				
12- 17	0- 6	0- 3	OVERALL	1- 4	3- 4	8- 0				
10- 6	0- 2	0- 1	HOME	1- 1	3- 2	6- 0				
0- 10	0- 4	0- 2	AWAY	0- 3	0- 1	0- 0				
2- 1	0- 0	0- 0	NEUTRAL	0- 0	0- 1	2- 0				
8- 4	0- 0	0- 0	NON-CONFERENCE	0- 2	1- 2	7- 0				
6- 2	0- 0	0- 0	HOME	0- 1	1- 1	5- 0				
0- 2	0- 0	0- 0	AWAY	0- 1	0- 1	0- 0				
2- 0	0- 0	0- 0	NEUTRAL	0- 0	0- 0	2- 0				
4- 13	0- 6	0- 3	CONFERENCE	1- 2	2- 2	1- 0				
4- 4	0- 2	0- 1	HOME	1- 0	2- 1	1- 0				
0- 8	0- 4	0- 2	AWAY	0- 2	0- 0	0- 0				
0- 1	0- 0	0- 0	NEUTRAL	0- 0	0- 1	0- 0				

RPI S	Opponent	Score	RPI S	Opponent	Score	RPI S	Opponent	Score	RPI S	Opponent	Score	Team's RPI: 162
2	A Notre Dame	54 86	31	A Syracuse	65 93	51	H Virginia	62 54	105	H Virginia Tech	72 64	
8	A Duke	48 62	31	H Syracuse	57 73	57	H Purdue	61 67	110	H Charlotte	63 70	
11	A Louisville	52 73	38	A North Carolina St.	42 55	60	A Georgia Tech	57 71	113	H Clemson	46 54	
11	H Louisville	48 63				85	A Penn St.	62 91	118	H North Carolina	68 48	
12	A Florida St.	48 79				87	A Wake Forest	48 57	118	N North Carolina	60 72	
15	H Miami (FL)	50 82							122	A Duquesne	54 63	
									125	H Cornell	56 44	
									175	H Boston College	56 43	
									245	H Bryant	76 60	
									268	H Loyola Maryland	74 44	
									287	N McNeese	71 65	
									288	H Mt. St. Mary's	89 54	
									303	N UTEP	71 46	
									319	H Youngstown St.	63 50	
									323	H Loyola Chicago	59 35	
LAST 12 Division I GAMES:												
118	N North Carolina	60 72	113	H Clemson	46 54							
31	H Syracuse	57 73	87	A Wake Forest	48 57							
12	A Florida St.	48 79	31	A Syracuse	65 93							
60	A Georgia Tech	57 71	11	H Louisville	48 63							
105	H Virginia Tech	72 64	38	A North Carolina St.	42 55							
8	A Duke	48 62	51	H Virginia	62 54							

Non-Div I Games: Slippery Rock 94 48

Pittsburgh

■ Loss,
■ Non-Conf,
■ S Site,
■ H Home
■ A Away
N Neutral

Average RPI Win:	255	WON-LOST	WINNING	LAST 10	STRENGTH OF	OPP. STRENGTH	TEAM	ADJ.	CONF.	ADJ CONF.
Average RPI Loss:	129	RECORD	PCT. RANK	GAMES	SCHEDULE	OF SCHEDULE	RPI	RPI	RPI	RPI
DIV. I ONLY	5- 24	324	2- 7	95	134	277	277	14	14	
DIV. I NON-CONF.	1- 9	323	0- 0	20	50	223	223	13	13	
TOTALS	RPI 1-25	RPI 26-50	W-L RECORDS	RPI 51-100	RPI 101-150	RPI 150+				
5- 24	0- 2	0- 2	OVERALL	0- 7	0- 4	5- 9				
3- 9	0- 1	0- 0	HOME	0- 3	0- 2	3- 3				
2- 13	0- 1	0- 2	AWAY	0- 3	0- 2	2- 5				
0- 2	0- 0	0- 0	NEUTRAL	0- 1	0- 0	0- 1				
1- 9	0- 2	0- 2	NON-CONFERENCE	0- 3	0- 0	1- 2				
1- 2	0- 1	0- 0	HOME	0- 1	0- 0	1- 0				
0- 6	0- 1	0- 2	AWAY	0- 1	0- 0	0- 2				
0- 1	0- 0	0- 0	NEUTRAL	0- 1	0- 0	0- 0				
4- 15	0- 0	0- 0	CONFERENCE	0- 4	0- 4	4- 7				
2- 7	0- 0	0- 0	HOME	0- 2	0- 2	2- 3				
2- 7	0- 0	0- 0	AWAY	0- 2	0- 2	2- 3				
0- 1	0- 0	0- 0	NEUTRAL	0- 0	0- 0	0- 1				

RPI 1-25			RPI 26-50			RPI 51-100			RPI 101+			Team's RPI: 277
RPI	S	Opponent	Score	RPI	S	Opponent	Score	RPI	S	Opponent	Score	
4	A	Oregon St.	45 62	35	A	Oregon	41 81	63	A	Gonzaga	55 67	109 A St. Mary's (CA) 76 92
9	H	Washington	53 83	48	A	Boise St.	60 74	63	H	Gonzaga	50 85	109 H St. Mary's (CA) 65 75
								73	A	UC Davis	52 66	138 A San Francisco 71 83
								74	H	Montana St.	66 70	138 H San Francisco 56 75
								88	A	BYU	60 73	163 A Santa Clara 56 68
								88	H	BYU	38 77	163 H Santa Clara 44 56
								89	N	Southern California	54 67	202 A Loyola Marymount 54 69
												202 H Loyola Marymount 71 56
												207 H Portland St. 79 68
												223 A San Diego 40 57
												223 H San Diego 54 72
												223 N San Diego 47 74
												235 A Weber St. 37 76
												244 A Pacific 78 71
												244 H Pacific 74 84
												283 A Nevada 59 72
												312 A Pepperdine 71 61
												312 H Pepperdine 75 55
LAST 12 Division I GAMES:												
223	N	San Diego	47 74	109	H	St. Mary's (CA)	65 75					
223	H	San Diego	54 72	88	H	BYU	38 77					
88	A	BYU	60 73	163	A	Santa Clara	56 68					
138	A	San Francisco	71 83	223	A	San Diego	40 57					
244	A	Pacific	78 71	312	H	Pepperdine	75 55					
202	H	Loyola Marymount	71 56	63	H	Gonzaga	50 85					

Non-Div I Games: Alas. Anchorage 66 57

Portland

■ Loss,
■ Non-Conf,
■ S Site,
■ H Home
■ A Away
N Neutral

Average RPI Win:	259	WON-LOST	WINNING	LAST 10	STRENGTH OF	OPP. STRENGTH	TEAM	ADJ.	CONF.	ADJ CONF.
Average RPI Loss:	148	RECORD	PCT. RANK	GAMES	SCHEDULE	OF SCHEDULE	RPI	RPI	RPI	RPI
DIV. I ONLY	15- 16	175	6- 4	286	203	207	207	20	20	
DIV. I NON-CONF.	5- 6	186	0- 0	313	117	225	225	18	18	
TOTALS	RPI 1-25	RPI 26-50	W-L RECORDS	RPI 51-100	RPI 101-150	RPI 150+				
15- 16	0- 1	0- 2	OVERALL	1- 1	2- 7	12- 5				
7- 4	0- 0	0- 0	HOME	1- 0	1- 3	5- 1				
4- 10	0- 0	0- 0	AWAY	0- 0	0- 0	4- 1				
4- 2	0- 1	0- 1	NEUTRAL	0- 0	1- 0	3- 0				
5- 6	0- 1	0- 2	NON-CONFERENCE	0- 0	0- 2	5- 1				
2- 0	0- 0	0- 0	HOME	0- 0	0- 0	2- 0				
1- 4	0- 0	0- 1	AWAY	0- 0	0- 2	1- 1				
2- 2	0- 1	0- 1	NEUTRAL	0- 0	0- 0	2- 0				
10- 10	0- 0	0- 0	CONFERENCE	1- 1	2- 5	7- 4				
5- 4	0- 0	0- 0	HOME	1- 0	1- 3	3- 1				
3- 6	0- 0	0- 0	AWAY	0- 1	0- 2	3- 3				
2- 0	0- 0	0- 0	NEUTRAL	0- 0	1- 0	1- 0				

RPI S	Opponent	Score	RPI S	Opponent	Score	RPI S	Opponent	Score	RPI S	Opponent	Score	Team's RPI: 207
19 N	Oklahoma	60 74	35 N	Oregon	46 90	74 A	Montana St.	76 83	128 A	Northern Colo.	62 91	
			48 A	Boise St.	76 94	74 H	Montana St.	69 65	128 H	Northern Colo.	50 57	
									129 A	North Dakota	61 65	
									129 H	North Dakota	81 67	
									129 N	North Dakota	65 62	
									131 A	Arizona	52 75	
									136 H	Eastern Wash.	62 68	
									149 H	Idaho	66 72	
									150 A	CSUN	72 99	
									159 A	Idaho St.	47 53	
									217 A	Seattle U	79 71	
									235 A	Weber St.	75 85	
									271 N	Kennesaw St.	71 61	
									277 A	Portland	68 79	
									285 A	Sacramento St.	88 86	
									285 H	Sacramento St.	68 77	
									290 A	Southern Utah	64 82	
									290 H	Southern Utah	81 74	
									293 A	Northern Ariz.	74 73	
									293 H	Northern Ariz.	56 55	
									293 N	Northern Ariz.	88 76	
									296 N	Northern Ky.	77 54	
									324 A	Montana	64 44	
									324 H	Montana	68 45	
									326 H	UC Irvine	79 73	
									346 H	Cal St. Fullerton	81 73	
LAST 12 Division I GAMES:												
129 N	North Dakota	65 62	324 H	Montana	68 45							
293 N	Northern Ariz.	88 76	74 H	Montana St.	69 65							
129 H	North Dakota	81 67	235 A	Weber St.	75 85							
128 H	Northern Colo.	50 57	159 A	Idaho St.	47 53							
293 A	Northern Ariz.	74 73	136 H	Eastern Wash.	62 68							
290 A	Southern Utah	64 82	149 H	Idaho	66 72							

Non-Div I Games: Pacific Union 93 61

Portland St.

Loss, Non-Conf, S Site, H Home A Away N Neutral

Prairie View

Through Games Of March 8, 2017

Average RPI Win:	275	WON-LOST	WINNING	LAST 10	STRENGTH OF	OPP. STRENGTH	TEAM	ADJ.	CONF.	ADJ CONF.
Average RPI Loss:	187	RECORD	PCT. RANK	GAMES	SCHEDULE	OF SCHEDULE	RPI	RPI	RPI	RPI
DIV. I ONLY	13- 18	220	5- 5	288	325	266	266	30	30	
DIV. I NON-CONF.	5- 7	205	0- 0	107	204	170	170	30	30	
TOTALS	RPI 1-25	RPI 26-50	W-L RECORDS	RPI 51-100	RPI 101-150	RPI 150+				
13- 18	0- 2	0- 0	OVERALL	0- 2	0- 1	13- 13				
11- 2	0- 0	0- 0	HOME	0- 0	0- 0	11- 2				
1- 16	0- 0	0- 0	AWAY	0- 0	0- 0	1- 2				
1- 0	0- 0	0- 0	NEUTRAL	0- 0	0- 0	1- 0				
5- 7	0- 2	0- 0	NON-CONFERENCE	0- 2	0- 1	5- 2				
4- 0	0- 0	0- 0	HOME	0- 0	0- 0	4- 0				
0- 7	0- 2	0- 0	AWAY	0- 2	0- 1	0- 2				
1- 0	0- 0	0- 0	NEUTRAL	0- 0	0- 0	1- 0				
8- 11	0- 0	0- 0	CONFERENCE	0- 0	0- 0	8- 11				
7- 2	0- 0	0- 0	HOME	0- 0	0- 0	7- 2				
1- 9	0- 0	0- 0	AWAY	0- 0	0- 0	1- 9				
0- 0	0- 0	0- 0	NEUTRAL	0- 0	0- 0	0- 0				

RPI 1-25			RPI 26-50			RPI 51-100			RPI 101+ Team's RPI: 266		
RPI	S	Opponent	Score	RPI	S	Opponent	Score	RPI	S	Opponent	Score
17	A	DePaul	62 94					103	A	Texas Tech	43 85
22	A	Texas A&M	62 90					155	A	Rice	57 68
								164	H	Texas St.	64 60
								169	H	Bethune-Cookman	66 64
								185	A	Texas Southern	51 73
								185	A	Texas Southern	45 65
								185	H	Texas Southern	62 70
								205	A	Grambling	55 60
								205	H	Grambling	51 49
								206	A	Alabama St.	61 74
								206	H	Alabama St.	61 75
								222	A	Southern U.	72 86
								222	H	Southern U.	70 63
								237	A	UTRGV	74 82
								248	N	Marshall	78 68
								286	A	Ark.-Pine Bluff	47 64
								286	H	Ark.-Pine Bluff	62 57
								289	H	Nicholls St.	69 67
								307	A	Alcorn	55 62
								307	H	Alcorn	69 60
								311	A	Mississippi Val.	55 64
								311	H	Mississippi Val.	96 65
								334	A	Jackson St.	60 74
								334	H	Jackson St.	73 63
								340	H	Sam Houston St.	75 65
								349	A	Alabama A&M	63 50
LAST 12 Division I GAMES:											
185	A	Texas Southern	45 65	311	H	Mississippi Val.	96 65				
307	H	Alcorn	69 60	205	A	Grambling	55 60				
222	H	Southern U.	70 63	334	A	Jackson St.	60 74				
206	A	Alabama St.	61 74	185	A	Texas Southern	51 73				
349	A	Alabama A&M	63 50	206	H	Alabama St.	61 75				
286	H	Ark.-Pine Bluff	62 57	349	H	Alabama A&M	71 47				

Non-Div I Games:

Prairie View

Loss, Non-Conf, S Site, H Home A Away N Neutral

RPI	S	Opponent	Score
349	H	Alabama A&M	71 47

P
r
a
i
r
i
e
V
i
e
w

P
r
a
i
r
i
e
V
i
e
w

Prairie View

Presbyterian

Through Games Of March 8, 2017

Average RPI Win:	282	WON-LOST	WINNING	LAST 10	STRENGTH OF	OPP. STRENGTH	TEAM	ADJ.	CONF.	ADJ CONF.
Average RPI Loss:	165	RECORD	PCT. RANK	GAMES	SCHEDULE	OF SCHEDULE	RPI	RPI	RPI	RPI
DIV. I ONLY	12- 17	221	6- 4	208	315	228	228	28	28	
DIV. I NON-CONF.	2- 9	293	0- 0	72	259	217	217	28	28	
TOTALS	RPI 1-25	RPI 26-50	W-L RECORDS	RPI 51-100	RPI 101-150	RPI 150+				
12- 17	0- 0	0- 1	OVERALL	0- 3	1- 3	11- 10				
6- 6	0- 0	0- 0	HOME	0- 2	1- 0	5- 4				
6- 10	0- 0	0- 1	AWAY	0- 1	0- 3	6- 5				
0- 1	0- 0	0- 0	NEUTRAL	0- 0	0- 0	0- 1				
2- 9	0- 0	0- 1	NON-CONFERENCE	0- 3	0- 2	2- 3				
0- 3	0- 0	0- 0	HOME	0- 2	0- 0	0- 1				
2- 5	0- 0	0- 1	AWAY	0- 1	0- 2	2- 1				
0- 1	0- 0	0- 0	NEUTRAL	0- 0	0- 0	0- 1				
10- 8	0- 0	0- 0	CONFERENCE	0- 0	1- 1	9- 7				
6- 3	0- 0	0- 0	HOME	0- 0	1- 0	5- 3				
4- 5	0- 0	0- 0	AWAY	0- 0	0- 1	4- 4				
0- 0	0- 0	0- 0	NEUTRAL	0- 0	0- 0	0- 0				

RPI S	Opponent	Score	RPI S	Opponent	Score	RPI S	Opponent	Score	RPI S	Opponent	Score	Team's RPI: 228
49	A Indiana	37 71	58	H Belmont	58 83	105	A Virginia Tech	36 67				
			63	A Gonzaga	39 79	110	A Charlotte	63 71				
			65	H Chattanooga	48 56	126	A Radford	50 60				
						126	H Radford	58 54				
						170	A East Carolina	46 54				
						185	N Texas Southern	62 74				
						191	A Campbell	42 50				
						191	H Campbell	39 49				
						199	A UNCG	69 62				
						224	A High Point	60 87				
						224	H High Point	64 72				
						229	A Liberty	60 68				
						229	H Liberty	56 55				
						238	A UNC Asheville	52 47				
						238	H UNC Asheville	60 67				
						255	A Charleston So.	34 52				
						255	H Charleston So.	50 48				
						313	A Gardner-Webb	56 55				
						313	H Gardner-Webb	58 47				
						315	H USC Upstate	48 55				
						335	A N.C. Central	72 63				
						342	A Winthrop	78 39				
						342	H Winthrop	64 50				
						343	A Longwood	63 62				
						343	H Longwood	65 55				
LAST 12 Division I GAMES:												
343	A Longwood	63 62	229	H Liberty	56 55							
342	H Winthrop	64 50	238	A UNC Asheville	52 47							
224	H High Point	64 72	255	A Charleston So.	34 52							
191	A Campbell	42 50	126	H Radford	58 54							
126	A Radford	50 60	224	A High Point	60 87							
313	H Gardner-Webb	58 47	238	H UNC Asheville	60 67							

Non-Div I Games:

Presbyterian

Loss, Non-Conf, S Site, H Home A Away N Neutral

Average RPI Win: 188		WON-LOST	WINNING	LAST 10	STRENGTH OF	OPP. STRENGTH	TEAM	ADJ.	CONF.	ADJ CONF.
Average RPI Loss: 94		RECORD	PCT. RANK	GAMES	SCHEDULE	OF SCHEDULE	RPI	RPI	RPI	RPI
DIV. I ONLY		15- 12	138	7- 3	102	92	115	115	8	8
DIV. I NON-CONF.		6- 7	182	0- 0	232	47	194	194	9	9
TOTALS	RPI 1-25		RPI 26-50		W-L RECORDS		RPI 51-100		RPI 101-150	RPI 150+
15- 12	0- 1		2- 1		OVERALL		0- 4		3- 4	10- 2
8- 5	0- 0		1- 1		HOME		0- 1		1- 2	6- 1
7- 7	0- 1		1- 0		AWAY		0- 3		2- 2	4- 1
0- 0	0- 0		0- 0		NEUTRAL		0- 0		0- 0	0- 0
6- 7	0- 1		0- 1		NON-CONFERENCE		0- 2		0- 3	6- 0
4- 2	0- 0		0- 1		HOME		0- 0		0- 1	4- 0
2- 5	0- 1		0- 0		AWAY		0- 2		0- 2	2- 0
0- 0	0- 0		0- 0		NEUTRAL		0- 0		0- 0	0- 0
9- 5	0- 0		2- 0		CONFERENCE		0- 2		3- 1	4- 2
4- 3	0- 0		1- 0		HOME		0- 1		1- 1	2- 1
5- 2	0- 0		1- 0		AWAY		0- 1		2- 0	2- 1
0- 0	0- 0		0- 0		NEUTRAL		0- 0		0- 0	0- 0

RPI 1-25				RPI 26-50				RPI 51-100				RPI 101+				Team's RPI: 115	
RPI	S	Opponent	Score	RPI	S	Opponent	Score	RPI	S	Opponent	Score	RPI	S	Opponent	Score		
21	A	Kansas St.	42 60	32	H	Dayton	56 62	52	A	George Washington	45 56	106	H	Rider	62 70		
				43	A	Harvard	64 60	55	A	Penn	40 52	120	A	Fordham	55 57		
				43	H	Harvard	63 58	55	H	Penn	57 62	125	A	Cornell	58 54		
								60	A	Georgia Tech	51 67	125	H	Cornell	44 55		
												134	A	Yale	69 47		
												134	H	Yale	74 62		
												135	A	Delaware	62 66		
												156	A	Brown	81 75		
												156	H	Brown	88 98		
												194	A	Columbia	62 52		
												194	H	Columbia	78 54		
												198	H	Seton Hall	94 67		
												210	A	UMBC	69 58		
												216	A	Dartmouth	56 58		
												216	H	Dartmouth	85 55		
												226	H	Rutgers	64 34		
												299	A	Lipscomb	71 43		
												300	H	Lafayette	65 27		
												341	H	Wagner	107 44		
LAST 12 Division I GAMES:																	
				55	A	Penn	40 52	134	A	Yale	69 47						
				216	A	Dartmouth	56 58	194	A	Columbia	62 52						
				43	A	Harvard	64 60	125	A	Cornell	58 54						
				125	H	Cornell	44 55	43	H	Harvard	63 58						
				194	H	Columbia	78 54	216	H	Dartmouth	85 55						
				156	A	Brown	81 75	134	H	Yale	74 62						

Non-Div I Games:

Princeton

■ Loss, ■ Non-Conf, S Site, H Home A Away N Neutral

Providence

Through Games Of March 8, 2017

Average RPI Win: 220	WON-LOST	WINNING	LAST 10	STRENGTH OF	OPP. STRENGTH	TEAM	ADJ.	CONF.	ADJ CONF.
Average RPI Loss: 102	RECORD	PCT. RANK	GAMES	SCHEDULE	OF SCHEDULE	RPI	RPI	RPI	RPI
DIV. I ONLY	12- 18	226	3- 7	168	86	195	195	7	7
DIV. I NON-CONF.	8- 3	67	0- 0	312	277	118	118	7	7
TOTALS	RPI 1-25	RPI 26-50	W-L RECORDS	RPI 51-100	RPI 101-150	RPI 150+			
12- 18	0- 4	1- 1	OVERALL	0- 6	0- 0	11- 7			
6- 6	0- 2	1- 0	HOME	0- 3	0- 0	5- 1			
4- 11	0- 2	0- 1	AWAY	0- 3	0- 0	4- 5			
2- 1	0- 0	0- 0	NEUTRAL	0- 0	0- 0	2- 1			
8- 3	0- 0	0- 0	NON-CONFERENCE	0- 0	0- 0	8- 3			
3- 0	0- 0	0- 0	HOME	0- 0	0- 0	3- 0			
3- 3	0- 0	0- 0	AWAY	0- 0	0- 0	3- 3			
2- 0	0- 0	0- 0	NEUTRAL	0- 0	0- 0	2- 0			
4- 15	0- 4	1- 1	CONFERENCE	0- 6	0- 0	3- 4			
3- 6	0- 2	1- 0	HOME	0- 3	0- 0	2- 1			
1- 8	0- 2	0- 1	AWAY	0- 3	0- 0	1- 2			
0- 1	0- 0	0- 0	NEUTRAL	0- 0	0- 0	0- 1			

RPI 1-25				RPI 26-50				RPI 51-100				RPI 101+ Team's RPI: 195			
RPI	S	Opponent	Score	RPI	S	Opponent	Score	RPI	S	Opponent	Score	RPI	S	Opponent	Score
17	A	DePaul	56 61	27	A	Marquette	74 79	66	A	Villanova	43 61	156	A	Brown	70 77
17	H	DePaul	55 64	27	H	Marquette	66 64	66	H	Villanova	59 64	175	A	Boston College	53 57
24	A	Creighton	57 88					67	A	Georgetown	70 72	181	A	Hartford	77 65
24	H	Creighton	51 58					67	H	Georgetown	39 71	194	A	Columbia	64 66
								69	A	St. John's (NY)	50 60	198	A	Seton Hall	43 55
								69	H	St. John's (NY)	47 71	198	H	Seton Hall	74 57
												198	N	Seton Hall	60 73
												204	A	Xavier	57 67
												204	H	Xavier	51 54
												212	H	Binghamton	71 58
												218	A	UNCW	65 49
												219	A	Monmouth	62 58
												245	N	Bryant	62 51
												247	N	Miami (OH)	75 59
												260	A	Butler	64 58
												260	H	Butler	68 51
												274	H	Colgate	92 85
												304	H	North Dakota St.	86 63
LAST 12 Division I GAMES:															
198	N	Seton Hall	60 73	66	A	Villanova	43 61								
204	A	Xavier	57 67	67	A	Georgetown	70 72								
260	A	Butler	64 58	17	H	DePaul	55 64								
198	H	Seton Hall	74 57	27	H	Marquette	66 64								
69	H	St. John's (NY)	47 71	69	A	St. John's (NY)	50 60								
24	A	Creighton	57 88	198	A	Seton Hall	43 55								

Non-Div I Games:

Providence

■ Loss,
 ■ Non-Conf,
 ■ S Site,
 ■ Home
 ■ A Away
 N Neutral

Average RPI Win:	153	WON-LOST	WINNING	LAST 10	STRENGTH OF	OPP. STRENGTH	TEAM	ADJ.	CONF.	ADJ CONF.
Average RPI Loss:	61	RECORD	PCT. RANK	GAMES	SCHEDULE	OF SCHEDULE	RPI	RPI	RPI	RPI
DIV. I ONLY	22- 12	96	7- 3	61	70	57	57	6	6	
DIV. I NON-CONF.	9- 5	112	0- 0	173	91	129	129	6	6	
TOTALS	RPI 1-25	RPI 26-50	W-L RECORDS	RPI 51-100	RPI 101-150	RPI 150+				
22- 12	1- 4	4- 2	OVERALL	4- 4	1- 1	12- 1				
10- 5	0- 2	2- 1	HOME	3- 1	0- 0	5- 1				
7- 4	0- 0	1- 1	AWAY	1- 2	1- 1	4- 0				
5- 3	1- 2	1- 0	NEUTRAL	0- 1	0- 0	3- 0				
9- 5	0- 1	1- 0	NON-CONFERENCE	0- 2	1- 1	7- 1				
5- 2	0- 0	1- 0	HOME	0- 1	0- 0	4- 1				
2- 1	0- 0	0- 0	AWAY	0- 0	1- 1	1- 0				
2- 2	0- 1	0- 0	NEUTRAL	0- 1	0- 0	2- 0				
13- 7	1- 3	3- 2	CONFERENCE	4- 2	0- 0	5- 0				
5- 3	0- 2	1- 1	HOME	3- 0	0- 0	1- 0				
5- 3	0- 0	1- 1	AWAY	1- 2	0- 0	3- 0				
3- 1	1- 1	1- 0	NEUTRAL	0- 0	0- 0	1- 0				

RPI S	Opponent	Score	RPI S	Opponent	Score	RPI S	Opponent	Score	RPI S	Opponent	Score
6 N	Stanford	69 78	42 A	Michigan St.	76 66	62 H	IUPUI	62 67	119 A	Ball St.	58 42
16 H	Maryland	70 85	42 H	Michigan St.	66 54	64 H	Iowa	72 52	124 A	Maine	47 67
16 N	Maryland	64 74	44 H	Central Mich.	62 51	66 N	Villanova	44 58	152 N	Northeastern	79 54
25 H	Ohio St.	56 61	47 H	Michigan	62 72	68 A	Northwestern	60 76	162 A	Pittsburgh	67 61
25 N	Ohio St.	71 60	49 A	Indiana	60 74	68 H	Northwestern	61 59	172 H	Southern Ill.	61 64
			49 N	Indiana	66 60	72 A	Minnesota	67 54	179 N	Wichita St.	86 49
						85 A	Penn St.	73 79	196 H	Nebraska	88 45
						85 H	Penn St.	64 51	208 A	Illinois	72 64
									208 N	Illinois	72 58
									211 A	Wisconsin	79 57
									226 A	Rutgers	55 42
									274 H	Colgate	71 51
									282 H	Eastern Mich.	77 50
									315 H	USC Upstate	71 41
									335 H	N.C. Central	61 27
LAST 12 Division I GAMES:											
16 N	Maryland	64 74	64 H	Iowa	72 52						
25 N	Ohio St.	71 60	226 A	Rutgers	55 42						
49 N	Indiana	66 60	85 A	Penn St.	73 79						
208 N	Illinois	72 58	47 H	Michigan	62 72						
68 H	Northwestern	61 59	208 A	Illinois	72 64						
72 A	Minnesota	67 54	16 H	Maryland	70 85						

Non-Div I Games:

Purdue

■ Loss,
■ Non-Conf,
■ S Site,
■ H Home
■ A Away
N Neutral

Quinnipiac

Through Games Of March 8, 2017

Average RPI Win:	198	WON-LOST	WINNING	LAST 10	STRENGTH OF	OPP. STRENGTH	TEAM	ADJ.	CONF.	ADJ CONF.
Average RPI Loss:	99	RECORD	PCT. RANK	GAMES	SCHEDULE	OF SCHEDULE	RPI	RPI	RPI	RPI
DIV. I ONLY	27- 6	18	10- 0	104	187	33	33	18	18	
DIV. I NON-CONF.	7- 3	83	0- 0	7	90	13	13	17	17	
TOTALS	RPI 1-25	RPI 26-50	W-L RECORDS	RPI 51-100	RPI 101-150	RPI 150+				
27- 6	0- 2	1- 1	OVERALL	1- 0	7- 1	18- 2				
12- 1	0- 0	0- 1	HOME	1- 0	2- 0	9- 0				
10- 4	0- 0	1- 0	AWAY	0- 0	1- 0	8- 1				
5- 1	0- 1	0- 0	NEUTRAL	0- 0	4- 0	1- 0				
7- 3	0- 2	1- 1	NON-CONFERENCE	1- 0	2- 0	3- 0				
2- 1	0- 0	0- 1	HOME	1- 0	0- 0	1- 0				
3- 1	0- 1	1- 0	AWAY	0- 0	0- 0	2- 0				
2- 1	0- 1	0- 0	NEUTRAL	0- 0	2- 0	0- 0				
20- 3	0- 0	0- 0	CONFERENCE	0- 0	5- 1	15- 2				
10- 0	0- 0	0- 0	HOME	0- 0	2- 0	8- 0				
7- 3	0- 0	0- 0	AWAY	0- 0	1- 1	6- 2				
3- 0	0- 0	0- 0	NEUTRAL	0- 0	2- 0	1- 0				

RPI 1-25				RPI 26-50				Team's RPI: 33	RPI 51-100				RPI 101+			
RPI	S	Opponent	Score	RPI	S	Opponent	Score		RPI	S	Opponent	Score	RPI	S	Opponent	Score
4	N	Oregon St.	60 75	32	A	Dayton	63 60		90	H	FGCU	66 56	106	A	Rider	91 79
18	A	Temple	68 71	42	H	Michigan St.	54 71						106	H	Rider	79 53
													106	N	Rider	81 73
													121	N	Long Beach St.	63 60
													140	N	New Mexico St.	49 46
													147	A	Iona	44 58
													147	H	Iona	53 45
													147	N	Iona	64 59
													152	H	Northeastern	76 59
													165	A	Fairfield	52 65
													165	H	Fairfield	60 55
													176	A	Siena	76 60
													176	H	Siena	73 47
													181	A	Hartford	82 59
													219	A	Monmouth	58 61
													219	H	Monmouth	74 54
													232	A	Marist	70 36
													232	H	Marist	79 57
													253	A	Canisius	64 53
													253	H	Canisius	62 49
													253	N	Canisius	63 58
													265	A	Niagara	71 64
													265	H	Niagara	61 45
													279	A	Manhattan	69 49
													279	H	Manhattan	81 38
													317	A	Holy Cross	78 55
LAST 12 Division I GAMES:																
		106	N	Rider			81	73			147	H	Iona			53 45
		147	N	Iona			64	59			176	A	Siena			76 60
		253	N	Canisius			63	58			232	H	Marist			79 57
		253	H	Canisius			62	49			219	H	Monmouth			74 54
		232	A	Marist			70	36			165	A	Fairfield			52 65
		279	A	Manhattan			69	49			147	A	Iona			44 58

Non-Div I Games:

Quinnipiac

Loss, Non-Conf, S Site, H Home A Away N Neutral

Q
u
i
n
n
i
p
i
a
c

Quinnipiac
RPI S Opponent Score

Through Games Of March 8, 2017

RPI	S	Opponent	Score	
327	A	Saint Peter's	84	51
327	H	Saint Peter's	82	47

Q
u
i
n
n
i
p
i
a
c

Quinnipiac

Average RPI Win:	256	WON-LOST	WINNING	LAST 10	STRENGTH OF	OPP. STRENGTH	TEAM	ADJ.	CONF.	ADJ CONF.
Average RPI Loss:	178	RECORD	PCT. RANK	GAMES	SCHEDULE	OF SCHEDULE	RPI	RPI	RPI	RPI
DIV. I ONLY	20- 7	48	7- 3	323	271	126	126	28	28	
DIV. I NON-CONF.	6- 3	97	0- 0	294	42	96	96	28	28	
TOTALS	RPI 1-25	RPI 26-50	W-L RECORDS	RPI 51-100	RPI 101-150	RPI 150+				
20- 7	0- 1	0- 0	OVERALL	1- 0	0- 1	19- 5				
11- 0	0- 0	0- 0	HOME	0- 0	0- 0	11- 0				
9- 7	0- 0	0- 0	AWAY	1- 0	0- 1	8- 1				
0- 0	0- 0	0- 0	NEUTRAL	0- 0	0- 0	0- 0				
6- 3	0- 1	0- 0	NON-CONFERENCE	1- 0	0- 1	5- 1				
2- 0	0- 0	0- 0	HOME	0- 0	0- 0	2- 0				
4- 3	0- 1	0- 0	AWAY	1- 0	0- 1	3- 1				
0- 0	0- 0	0- 0	NEUTRAL	0- 0	0- 0	0- 0				
14- 4	0- 0	0- 0	CONFERENCE	0- 0	0- 0	14- 4				
9- 0	0- 0	0- 0	HOME	0- 0	0- 0	9- 0				
5- 4	0- 0	0- 0	AWAY	0- 0	0- 0	5- 4				
0- 0	0- 0	0- 0	NEUTRAL	0- 0	0- 0	0- 0				

RPI 1-25				RPI 26-50				RPI 51-100				RPI 101+ Team's RPI: 126			
RPI	S	Opponent	Score	RPI	S	Opponent	Score	RPI	S	Opponent	Score	RPI	S	Opponent	Score
14	A	Kentucky	36 59					87	A	Wake Forest	68 60	105	A	Virginia Tech	52 71
												191	A	Campbell	61 42
												191	H	Campbell	49 48
												193	A	George Mason	56 70
												199	A	UNCG	70 54
												215	A	Appalachian St.	57 54
												224	A	High Point	64 74
												224	H	High Point	59 56
												228	A	Presbyterian	54 58
												228	H	Presbyterian	60 50
												229	A	Liberty	48 49
												229	H	Liberty	76 68
												238	A	UNC Asheville	64 62
												238	H	UNC Asheville	76 73
												255	A	Charleston So.	45 57
												255	H	Charleston So.	67 59
												276	A	Davidson	44 40
												280	H	Western Caro.	67 39
												281	H	Tennessee Tech	79 46
												313	A	Gardner-Webb	51 42
												313	H	Gardner-Webb	67 57
												342	A	Winthrop	60 50
												342	H	Winthrop	74 49
												343	A	Longwood	74 34
												343	H	Longwood	73 55
LAST 12 Division I GAMES:															
				224	A	High Point	64 74					255	H	Charleston So.	67 59
				191	H	Campbell	49 48					229	A	Liberty	48 49
				238	H	UNC Asheville	76 73					342	H	Winthrop	74 49
				313	A	Gardner-Webb	51 42					228	A	Presbyterian	54 58
				228	H	Presbyterian	60 50					238	A	UNC Asheville	64 62
				343	A	Longwood	74 34					229	H	Liberty	76 68

Non-Div I Games: Concord 78 51 Davis & Elkins 67 57

Radford

Loss, Non-Conf, S Site, H Home A Away N Neutral

Rhode Island

Through Games Of March 8, 2017

Average RPI Win:	234	WON-LOST	WINNING	LAST 10	STRENGTH OF	OPP. STRENGTH	TEAM	ADJ.	CONF.	ADJ CONF.
Average RPI Loss:	152	RECORD	PCT. RANK	GAMES	SCHEDULE	OF SCHEDULE	RPI	RPI	RPI	RPI
DIV. I ONLY	6- 23	316	2- 8	193	137	302	302	12	12	
DIV. I NON-CONF.	4- 8	230	0- 0	183	161	234	234	12	12	
TOTALS	RPI 1-25	RPI 26-50	W-L RECORDS	RPI 51-100	RPI 101-150	RPI 150+				
6- 23	0- 0	0- 3	OVERALL	0- 4	1- 4	5- 12				
4- 9	0- 0	0- 1	HOME	0- 3	1- 2	3- 3				
2- 13	0- 0	0- 2	AWAY	0- 1	0- 2	2- 8				
0- 1	0- 0	0- 0	NEUTRAL	0- 0	0- 0	0- 1				
4- 8	0- 0	0- 2	NON-CONFERENCE	0- 2	0- 0	4- 4				
2- 3	0- 0	0- 1	HOME	0- 1	0- 0	2- 1				
2- 4	0- 0	0- 1	AWAY	0- 1	0- 0	2- 2				
0- 1	0- 0	0- 0	NEUTRAL	0- 0	0- 0	0- 1				
2- 15	0- 0	0- 1	CONFERENCE	0- 2	1- 4	1- 8				
2- 6	0- 0	0- 0	HOME	0- 2	1- 2	1- 2				
0- 9	0- 0	0- 1	AWAY	0- 0	0- 2	0- 6				
0- 0	0- 0	0- 0	NEUTRAL	0- 0	0- 0	0- 0				

RPI	S	Opponent	Score	RPI	S	Opponent	Score	RPI	S	Opponent	Score	RPI	S	Opponent	Score	Team's RPI: 302
31	A	Syracuse	49 95	52	H	George Washington	44 72	112	A	Saint Joseph's	51 77					
32	A	Dayton	51 81	55	H	Penn	43 75	112	H	Saint Joseph's	49 75					
42	H	Michigan St.	48 85	56	A	Toledo	50 65	120	H	Fordham	69 74					
				93	H	Saint Louis	50 68	122	H	Duquesne	71 69					
								143	A	VCU	57 68					
								156	A	Brown	65 76					
								165	A	Fairfield	72 65					
								171	A	La Salle	51 70					
								171	H	La Salle	49 58					
								187	A	Kansas	36 72					
								193	A	George Mason	51 60					
								216	H	Dartmouth	52 62					
								230	H	Samford	78 63					
								232	H	Marist	82 61					
								233	A	Richmond	51 67					
								233	H	Richmond	53 58					
								245	N	Bryant	56 62					
								249	A	St. Bonaventure	69 78					
								276	A	Davidson	64 74					
								309	A	Massachusetts	67 68					
								309	H	Massachusetts	53 50					
								344	A	UMass Lowell	64 57					
LAST 12 Division I GAMES:																
112	A	Saint Joseph's	51 77	233	A	Richmond	51 67									
309	H	Massachusetts	53 50	171	H	La Salle	49 58									
122	H	Duquesne	71 69	32	A	Dayton	51 81									
193	A	George Mason	51 60	112	H	Saint Joseph's	49 75									
276	A	Davidson	64 74	93	H	Saint Louis	50 68									
52	H	George Washington	44 72	143	A	VCU	57 68									

Non-Div I Games:

Rhode Island

■ Loss,
■ Non-Conf,
■ S Site,
■ H Home
■ A Away
N Neutral

Average RPI Win:	253	WON-LOST	WINNING	LAST 10	STRENGTH OF	OPP. STRENGTH	TEAM	ADJ.	CONF.	ADJ CONF.
Average RPI Loss:	115	RECORD	PCT. RANK	GAMES	SCHEDULE	OF SCHEDULE	RPI	RPI	RPI	RPI
DIV. I ONLY	17- 12	118	6- 4	232	207	155	155	15	15	
DIV. I NON-CONF.	8- 2	49	0- 0	331	325	120	120	16	16	
TOTALS	RPI 1-25	RPI 26-50	W-L RECORDS	RPI 51-100	RPI 101-150	RPI 150+				
17- 12	0- 0	0- 2	OVERALL	0- 2	2- 6	15- 2				
8- 5	0- 0	0- 1	HOME	0- 0	1- 3	7- 1				
8- 7	0- 0	0- 1	AWAY	0- 2	1- 3	7- 1				
1- 0	0- 0	0- 0	NEUTRAL	0- 0	0- 0	1- 0				
8- 2	0- 0	0- 1	NON-CONFERENCE	0- 1	0- 0	8- 0				
4- 0	0- 0	0- 0	HOME	0- 0	0- 0	4- 0				
4- 2	0- 0	0- 1	AWAY	0- 1	0- 0	4- 0				
0- 0	0- 0	0- 0	NEUTRAL	0- 0	0- 0	0- 0				
9- 10	0- 0	0- 1	CONFERENCE	0- 1	2- 6	7- 2				
4- 5	0- 0	0- 1	HOME	0- 0	1- 3	3- 1				
4- 5	0- 0	0- 0	AWAY	0- 1	1- 3	3- 1				
1- 0	0- 0	0- 0	NEUTRAL	0- 0	0- 0	1- 0				

RPI	S	Opponent	Score	RPI	S	Opponent	Score	RPI	S	Opponent	Score	RPI	S	Opponent	Score	Team's RPI: 155
36	A	LSU	55 66	80	A	Oklahoma St.	51 65	110	A	Charlotte	55 52	110	H	Charlotte	51 69	
40	H	Western Ky.	75 80	83	A	Middle Tenn.	61 71	116	A	Southern Miss.	60 79	116	H	Southern Miss.	76 68	
								130	A	Old Dominion	66 81	130	H	Old Dominion	47 59	
								144	A	Louisiana Tech	51 62	144	H	Louisiana Tech	67 70	
								183	A	North Texas	51 49	183	H	North Texas	69 77	
								184	A	UTSA	66 61	184	N	UTSA	75 63	
								185	A	Texas Southern	52 49	189	A	UAB	61 62	
								246	H	Grand Canyon	64 50	248	H	Marshall	84 74	
								266	H	Prairie View	68 57	284	H	A&M-Corpus Christi	70 36	
								303	A	UTEP	80 76	308	H	FIU	74 55	
								332	A	La.-Monroe	93 50	333	A	Incarnate Word	60 43	
								337	H	Fla. Atlantic	89 55	338	A	Houston Baptist	79 53	
								340	H	Sam Houston St.	77 51					
LAST 12 Division I GAMES:																
184	N	UTSA	75 63	184	A	UTSA	66 61									
40	H	Western Ky.	75 80	337	H	Fla. Atlantic	89 55									
248	H	Marshall	84 74	308	H	FIU	74 55									
144	A	Louisiana Tech	51 62	183	H	North Texas	69 77									
116	A	Southern Miss.	60 79	110	A	Charlotte	55 52									
303	A	UTEP	80 76	130	A	Old Dominion	66 81									

Non-Div I Games: Huston-Tillotson 96 62

Rice

Average RPI Win:	265	WON-LOST	WINNING	LAST 10	STRENGTH OF	OPP. STRENGTH	TEAM	ADJ.	CONF.	ADJ CONF.
Average RPI Loss:	127	RECORD	PCT. RANK	GAMES	SCHEDULE	OF SCHEDULE	RPI	RPI	RPI	RPI
DIV. I ONLY	13- 17	211	4- 6	261	161	233	233	12	12	
DIV. I NON-CONF.	6- 7	182	0- 0	264	284	244	244	12	12	
TOTALS	RPI 1-25	RPI 26-50	W-L RECORDS	RPI 51-100	RPI 101-150	RPI 150+				
13- 17	0- 0	0- 1	OVERALL	0- 4	1- 6	12- 6				
6- 8	0- 0	0- 0	HOME	0- 3	1- 1	5- 4				
5- 8	0- 0	0- 1	AWAY	0- 1	0- 5	5- 1				
2- 1	0- 0	0- 0	NEUTRAL	0- 0	0- 0	2- 1				
6- 7	0- 0	0- 0	NON-CONFERENCE	0- 2	0- 1	6- 4				
2- 4	0- 0	0- 0	HOME	0- 2	0- 0	2- 2				
2- 2	0- 0	0- 0	AWAY	0- 0	0- 1	2- 1				
2- 1	0- 0	0- 0	NEUTRAL	0- 0	0- 0	2- 1				
7- 10	0- 0	0- 1	CONFERENCE	0- 2	1- 5	6- 2				
4- 4	0- 0	0- 0	HOME	0- 1	1- 1	3- 2				
3- 6	0- 0	0- 1	AWAY	0- 1	0- 4	3- 0				
0- 0	0- 0	0- 0	NEUTRAL	0- 0	0- 0	0- 0				

RPI 1-25				RPI 26-50				RPI 51-100				RPI 101+				Team's RPI: 233	
RPI	S	Opponent	Score	RPI	S	Opponent	Score	RPI	S	Opponent	Score	RPI	S	Opponent	Score		
				32	A	Dayton	39 55	51	H	Virginia	56 63	112	H	Saint Joseph's	70 52		
								52	H	George Washington	44 63	120	A	Fordham	41 67		
								55	H	Penn	44 47	122	A	Duquesne	61 73		
								93	A	Saint Louis	66 73	127	A	William & Mary	39 67		
												143	A	VCU	64 72		
												143	A	VCU	55 62		
												143	H	VCU	55 57		
												168	A	Hampton	45 72		
												170	H	East Carolina	60 71		
												171	H	La Salle	58 63		
												182	N	Cleveland St.	65 69		
												193	A	George Mason	70 58		
												193	H	George Mason	50 54		
												194	H	Columbia	58 65		
												215	H	Appalachian St.	55 46		
												229	N	Liberty	63 54		
												249	H	St. Bonaventure	61 54		
												257	A	Furman	54 48		
												276	A	Davidson	61 52		
												302	A	Rhode Island	58 53		
												302	H	Rhode Island	67 51		
												309	H	Massachusetts	56 45		
												330	H	Morgan St.	54 37		
												331	N	Florida A&M	64 51		
												337	A	Fla. Atlantic	77 67		
LAST 12 Division I GAMES:																	
				143	A	VCU	64 72	302	H	Rhode Island	67 51						
				52	H	George Washington	44 63	143	H	VCU	55 57						
				93	A	Saint Louis	66 73	276	A	Davidson	61 52						
				309	H	Massachusetts	56 45	122	A	Duquesne	61 73						
				193	A	George Mason	70 58	193	H	George Mason	50 54						
				32	A	Dayton	39 55	171	H	La Salle	58 63						

Non-Div I Games:

Richmond

 Loss,
 Non-Conf,
 S Site,
 H Home
 A Away
N Neutral

Average RPI Win: 234	WON-LOST	WINNING	LAST 10	STRENGTH OF	OPP. STRENGTH	TEAM	ADJ.	CONF.	ADJ CONF.
Average RPI Loss: 121	RECORD	PCT. RANK	GAMES	SCHEDULE	OF SCHEDULE	RPI	RPI	RPI	RPI
DIV. I ONLY	24- 8	38	8- 2	272	208	106	106	18	18
DIV. I NON-CONF.	6- 3	97	0- 0	329	211	162	162	17	17
TOTALS	RPI 1-25	RPI 26-50	W-L RECORDS	RPI 51-100	RPI 101-150	RPI 150+			
24- 8	0- 0	0- 3	OVERALL	0- 1	3- 0	21- 4			
11- 2	0- 0	0- 1	HOME	0- 0	1- 0	10- 1			
11- 4	0- 0	0- 1	AWAY	0- 1	2- 0	9- 2			
2- 2	0- 0	0- 1	NEUTRAL	0- 0	0- 0	2- 1			
6- 3	0- 0	0- 0	NON-CONFERENCE	0- 1	1- 0	5- 2			
3- 0	0- 0	0- 0	HOME	0- 0	0- 0	3- 0			
3- 2	0- 0	0- 0	AWAY	0- 1	1- 0	2- 1			
0- 1	0- 0	0- 0	NEUTRAL	0- 0	0- 0	0- 1			
18- 5	0- 0	0- 3	CONFERENCE	0- 0	2- 0	16- 2			
8- 2	0- 0	0- 1	HOME	0- 0	1- 0	7- 1			
8- 2	0- 0	0- 1	AWAY	0- 0	1- 0	7- 1			
2- 1	0- 0	0- 1	NEUTRAL	0- 0	0- 0	2- 0			

RPI S	Opponent	Score	RPI S	Opponent	Score	RPI S	Opponent	Score	RPI S	Opponent	Score	Team's RPI: 106
			33 A	Quinnipiac	53 79	94 A	UCF	30 49	115 A	Princeton	70 62	
			33 H	Quinnipiac	79 91				147 A	Iona	52 36	
			33 N	Quinnipiac	73 81				147 H	Iona	85 65	
									165 A	Fairfield	49 53	
									165 H	Fairfield	67 68	
									165 N	Fairfield	49 36	
									171 H	La Salle	74 61	
									176 A	Siena	62 61	
									176 H	Siena	72 70	
									198 A	Seton Hall	81 89	
									209 A	Towson	79 75	
									219 A	Monmouth	71 69	
									219 H	Monmouth	75 63	
									219 N	Monmouth	67 51	
									232 A	Marist	69 56	
									232 H	Marist	65 46	
									249 N	St. Bonaventure	47 60	
									253 A	Canisius	71 70	
									253 H	Canisius	61 50	
									265 A	Niagara	78 58	
									265 H	Niagara	62 41	
									279 A	Manhattan	53 36	
									279 H	Manhattan	73 64	
									300 H	Lafayette	76 58	
									306 A	Lehigh	75 68	
									325 H	St. Francis Brooklyn	77 60	
LAST 12 Division I GAMES:												
			33 N	Quinnipiac	73 81	232 H	Marist	65 46				
			165 N	Fairfield	49 36	253 H	Canisius	61 50				
			219 N	Monmouth	67 51	147 A	Iona	52 36				
			165 A	Fairfield	49 53	176 H	Siena	72 70				
			265 H	Niagara	62 41	219 A	Monmouth	71 69				
			219 H	Monmouth	75 63	327 H	Saint Peter's	47 46				

Non-Div I Games:

Rider

■ Loss,
■ Non-Conf,
■ S Site,
■ H Home
■ A Away
N Neutral

R
i
d
e
r

Rider
RPI S Opponent Score

Through Games Of March 8, 2017

RPI	S	Opponent	Score	
327	A	Saint Peter's	56	43
327	H	Saint Peter's	47	46

R
i
d
e
r

Rider

Average RPI Win:	291	WON-LOST	WINNING	LAST 10	STRENGTH OF	OPP. STRENGTH	TEAM	ADJ.	CONF.	ADJ CONF.
Average RPI Loss:	195	RECORD	PCT. RANK	GAMES	SCHEDULE	OF SCHEDULE	RPI	RPI	RPI	RPI
DIV. I ONLY	20- 10	85	9- 1	335	334	192	192	31	31	
DIV. I NON-CONF.	4- 6	209	0- 0	241	199	198	198	32	32	
TOTALS	RPI 1-25	RPI 26-50	W-L RECORDS	RPI 51-100	RPI 101-150	RPI 150+				
20- 10	0- 0	0- 0	OVERALL	1- 1	0- 3	19- 6				
10- 3	0- 0	0- 0	HOME	0- 0	0- 0	10- 3				
10- 6	0- 0	0- 0	AWAY	1- 1	0- 2	9- 3				
0- 1	0- 0	0- 0	NEUTRAL	0- 0	0- 1	0- 0				
4- 6	0- 0	0- 0	NON-CONFERENCE	1- 1	0- 3	3- 2				
1- 1	0- 0	0- 0	HOME	0- 0	0- 0	1- 1				
3- 4	0- 0	0- 0	AWAY	1- 1	0- 2	2- 1				
0- 1	0- 0	0- 0	NEUTRAL	0- 0	0- 1	0- 0				
16- 4	0- 0	0- 0	CONFERENCE	0- 0	0- 0	16- 4				
9- 2	0- 0	0- 0	HOME	0- 0	0- 0	9- 2				
7- 2	0- 0	0- 0	AWAY	0- 0	0- 0	7- 2				
0- 0	0- 0	0- 0	NEUTRAL	0- 0	0- 0	0- 0				

RPI 1-25			RPI 26-50			RPI 51-100			RPI 101+ Team's RPI: 192		
RPI	S	Opponent	Score	RPI	S	Opponent	Score	RPI	S	Opponent	Score
								64	A	Iowa	60 81
								96	A	Kent St.	68 65
LAST 12 Division I GAMES:											
305	H	Central Conn. St.	70 62	288	H	Mt. St. Mary's	70 58	330	A	Morgan St.	58 44
339	H	Fairleigh Dickinson	68 35	341	H	Wagner	74 41	336	A	LIU Brooklyn	64 54
339	H	Fairleigh Dickinson	62 48	336	A	LIU Brooklyn	64 54	336	H	LIU Brooklyn	83 42
197	H	Sacred Heart	66 56	325	A	St. Francis Brooklyn	61 54	339	A	Fairleigh Dickinson	66 64
245	A	Bryant	59 62	242	A	Saint Francis (PA)	70 68	339	H	Fairleigh Dickinson	68 35
305	A	Central Conn. St.	62 39	288	A	Mt. St. Mary's	50 44	339	H	Fairleigh Dickinson	62 48

Non-Div I Games: Point Park 69 52

Robert Morris

■ Loss,
 ■ Non-Conf,
 ■ S Site,
 ■ Home
 ■ A Away
 N Neutral

R
o
b
e
r
t
M
o
r
r
i
s

Robert Morris
RPI S Opponent Score

Through Games Of March 8, 2017

RPI	S	Opponent	Score	
341	A	Wagner	82	63
341	H	Wagner	74	41

R
o
b
e
r
t
M
o
r
r
i
s

Robert Morris

Rutgers

Through Games Of March 8, 2017

Average RPI Win:	142	WON-LOST	WINNING	LAST 10	STRENGTH OF	OPP. STRENGTH	TEAM	ADJ.	CONF.	ADJ CONF.
Average RPI Loss:	84	RECORD	PCT. RANK	GAMES	SCHEDULE	OF SCHEDULE	RPI	RPI	RPI	RPI
DIV. I ONLY	6- 24	320	0- 10	42	59	226	226	6	6	
DIV. I NON-CONF.	3- 10	280	0- 0	12	44	184	184	6	6	
TOTALS	RPI 1-25	RPI 26-50	W-L RECORDS	RPI 51-100	RPI 101-150	RPI 150+				
6- 24	0- 4	1- 4	OVERALL	2- 10	0- 1	3- 5				
6- 9	0- 3	1- 2	HOME	2- 4	0- 0	3- 0				
0- 14	0- 1	0- 2	AWAY	0- 6	0- 1	0- 4				
0- 1	0- 0	0- 0	NEUTRAL	0- 0	0- 0	0- 1				
3- 10	0- 2	0- 2	NON-CONFERENCE	1- 4	0- 1	2- 1				
3- 4	0- 2	0- 1	HOME	1- 1	0- 0	2- 0				
0- 6	0- 0	0- 1	AWAY	0- 3	0- 1	0- 1				
0- 0	0- 0	0- 0	NEUTRAL	0- 0	0- 0	0- 0				
3- 14	0- 2	1- 2	CONFERENCE	1- 6	0- 0	1- 4				
3- 5	0- 1	1- 1	HOME	1- 3	0- 0	1- 0				
0- 8	0- 1	0- 1	AWAY	0- 3	0- 0	0- 3				
0- 1	0- 0	0- 0	NEUTRAL	0- 0	0- 0	0- 1				

RPI 1-25				RPI 26-50				RPI 51-100				RPI 101+ Team's RPI: 226			
RPI	S	Opponent	Score	RPI	S	Opponent	Score	RPI	S	Opponent	Score	RPI	S	Opponent	Score
8	H	Duke	32 68	29	A	Elon	54 66	51	A	Virginia	54 62	115	A	Princeton	34 64
16	A	Maryland	71 80	41	H	James Madison	76 82	57	H	Purdue	42 55	174	A	Houston	51 53
18	H	Temple	37 48	42	H	Michigan St.	62 58	64	A	Iowa	57 71	196	A	Nebraska	58 62
25	H	Ohio St.	45 73	47	A	Michigan	50 63	64	H	Iowa	59 71	198	H	Seton Hall	53 45
				49	H	Indiana	52 63	65	H	Chattanooga	53 66	208	A	Illinois	41 78
								68	A	Northwestern	38 60	211	A	Wisconsin	41 53
								68	H	Northwestern	37 55	211	H	Wisconsin	68 52
								69	A	St. John's (NY)	39 65	211	N	Wisconsin	55 61
								71	H	Bucknell	57 53	245	H	Bryant	50 42
								72	A	Minnesota	46 80				
								85	H	Penn St.	61 45				
								87	A	Wake Forest	43 55				
LAST 12 Division I GAMES:															
		211 N Wisconsin	55 61			49 H Indiana	52 63								
		25 H Ohio St.	45 73			64 A Iowa	57 71								
		68 A Northwestern	38 60			68 H Northwestern	37 55								
		211 A Wisconsin	41 53			16 A Maryland	71 80								
		57 H Purdue	42 55			64 H Iowa	59 71								
		72 A Minnesota	46 80			42 H Michigan St.	62 58								

Non-Div I Games:

Rutgers

Loss, Non-Conf, S Site, H Home A Away N Neutral

Average RPI Win:	255	WON-LOST	WINNING	LAST 10	STRENGTH OF	OPP. STRENGTH	TEAM	ADJ.	CONF.	ADJ CONF.
Average RPI Loss:	116	RECORD	PCT. RANK	GAMES	SCHEDULE	OF SCHEDULE	RPI	RPI	RPI	RPI
DIV. I ONLY	20- 6	32	7- 3	263	291	99	99	27	27	
DIV. I NON-CONF.	6- 2	63	0- 0	159	194	50	50	27	27	
TOTALS	RPI 1-25	RPI 26-50	W-L RECORDS	RPI 51-100	RPI 101-150	RPI 150+				
20- 6	0- 1	0- 0	OVERALL	1- 3	3- 1	16- 1				
9- 2	0- 0	0- 0	HOME	0- 1	1- 1	8- 0				
11- 4	0- 1	0- 0	AWAY	1- 2	2- 0	8- 1				
0- 0	0- 0	0- 0	NEUTRAL	0- 0	0- 0	0- 0				
6- 2	0- 1	0- 0	NON-CONFERENCE	1- 1	1- 0	4- 0				
2- 0	0- 0	0- 0	HOME	0- 0	0- 0	2- 0				
4- 2	0- 1	0- 0	AWAY	1- 1	1- 0	2- 0				
0- 0	0- 0	0- 0	NEUTRAL	0- 0	0- 0	0- 0				
14- 4	0- 0	0- 0	CONFERENCE	0- 2	2- 1	12- 1				
7- 2	0- 0	0- 0	HOME	0- 1	1- 1	6- 0				
7- 2	0- 0	0- 0	AWAY	0- 1	1- 0	6- 1				
0- 0	0- 0	0- 0	NEUTRAL	0- 0	0- 0	0- 0				

RPI 1-25				RPI 26-50				RPI 51-100 Team's RPI: 99				RPI 101+			
RPI	S	Opponent	Score	RPI	S	Opponent	Score	RPI	S	Opponent	Score	RPI	S	Opponent	Score
22	A	Texas A&M	48 63					77	A	South Dakota	74 80	107	A	Abilene Christian	70 61
								84	A	UT Arlington	65 60	107	H	Abilene Christian	73 80
								97	A	Central Ark.	58 70	132	H	Lamar University	74 66
								97	H	Central Ark.	63 67	144	A	Louisiana Tech	60 58
												193	A	George Mason	77 76
												221	A	New Orleans	71 67
												221	H	New Orleans	88 61
												266	H	Prairie View	88 64
												284	H	A&M-Corpus Christi	64 56
												287	A	McNeese	96 65
												289	A	Nicholls St.	82 77
												289	H	Nicholls St.	80 55
												291	A	Coppin St.	72 57
												294	A	Northwestern St.	72 76
												294	H	Northwestern St.	80 67
												324	H	Montana	54 46
												329	A	Southeastern La.	92 62
												333	A	Incarinate Word	94 75
												338	H	Houston Baptist	86 49
												340	A	Sam Houston St.	83 65
												340	H	Sam Houston St.	64 49
LAST 12 Division I GAMES:															
340	H	Sam Houston St.	64 49	132	H	Lamar University	74 66								
294	H	Northwestern St.	80 67	289	A	Nicholls St.	82 77								
97	A	Central Ark.	58 70	294	A	Northwestern St.	72 76								
221	A	New Orleans	71 67	340	A	Sam Houston St.	83 65								
329	A	Southeastern La.	92 62	221	H	New Orleans	88 61								
107	H	Abilene Christian	73 80	97	H	Central Ark.	63 67								

Non-Div I Games: Okla. Panhandle 77 43 Tex. Permian Basin 89 70 LSU-Shreveport 93 56

SFA

Loss, Non-Conf, S Site, H Home A Away N Neutral

Average RPI Win: 269	WON-LOST	WINNING	LAST 10	STRENGTH OF	OPP. STRENGTH	TEAM	ADJ.	CONF.	ADJ CONF.
Average RPI Loss: 149	RECORD	PCT. RANK	GAMES	SCHEDULE	OF SCHEDULE	RPI	RPI	RPI	RPI
DIV. I ONLY	13- 17	211	6- 4	161	281	203	203	26	26
DIV. I NON-CONF.	3- 9	275	0- 0	30	242	192	192	26	26
TOTALS	RPI 1-25	RPI 26-50	W-L RECORDS	RPI 51-100	RPI 101-150	RPI 150+			
13- 17	0- 1	0- 1	OVERALL	0- 5	0- 2	13- 8			
8- 3	0- 0	0- 0	HOME	0- 1	0- 0	8- 2			
3- 10	0- 1	0- 1	AWAY	0- 3	0- 1	3- 4			
2- 4	0- 0	0- 0	NEUTRAL	0- 1	0- 1	2- 2			
3- 9	0- 1	0- 1	NON-CONFERENCE	0- 4	0- 2	3- 1			
2- 1	0- 0	0- 0	HOME	0- 1	0- 0	2- 0			
0- 5	0- 1	0- 1	AWAY	0- 2	0- 1	0- 0			
1- 3	0- 0	0- 0	NEUTRAL	0- 1	0- 1	1- 1			
10- 8	0- 0	0- 0	CONFERENCE	0- 1	0- 0	10- 7			
6- 2	0- 0	0- 0	HOME	0- 0	0- 0	6- 2			
3- 5	0- 0	0- 0	AWAY	0- 1	0- 0	3- 4			
1- 1	0- 0	0- 0	NEUTRAL	0- 0	0- 0	1- 1			

RPI 1-25				RPI 26-50				RPI 51-100				RPI 101+ Team's RPI: 203			
RPI	S	Opponent	Score	RPI	S	Opponent	Score	RPI	S	Opponent	Score	RPI	S	Opponent	Score
23	A	Missouri	60 72	37	A	South Dakota St.	49 82	58	A	Belmont	67 94	101	A	Stetson	68 78
								61	H	Western Ill.	74 76	111	N	Vanderbilt	63 73
								77	N	South Dakota	68 75	169	N	Bethune-Cookman	78 83
								81	A	Northern Ill.	78 97	172	H	Southern Ill.	60 59
								93	A	Saint Louis	49 90	177	A	Morehead St.	66 69
												220	A	UT Martin	70 68
												220	H	UT Martin	72 82
												251	H	Jacksonville St.	69 62
												252	H	Tennessee St.	73 52
												262	A	Austin Peay	62 85
												262	H	Austin Peay	76 69
												264	A	Murray St.	85 76
												264	H	Murray St.	77 84
												267	A	Southeast Mo. St.	74 78
												267	H	Southeast Mo. St.	70 69
												270	A	Eastern Ky.	63 75
												270	N	Eastern Ky.	58 61
												281	H	Tennessee Tech	60 49
												281	N	Tennessee Tech	77 69
												301	A	Eastern Ill.	75 59
												301	H	Eastern Ill.	68 52
												314	H	Illinois St.	92 80
												328	N	Utah Valley	71 64
LAST 12 Division I GAMES:															
				270	N	Eastern Ky.	58 61	267	A	Southeast Mo. St.	74 78				
				281	N	Tennessee Tech	77 69	251	H	Jacksonville St.	69 62				
				301	H	Eastern Ill.	68 52	58	A	Belmont	67 94				
				264	A	Murray St.	85 76	301	A	Eastern Ill.	75 59				
				262	H	Austin Peay	76 69	252	H	Tennessee St.	73 52				
				220	H	UT Martin	72 82	220	A	UT Martin	70 68				

Non-Div I Games: Mo.-St. Louis 59 49

SIUE

■ Loss,
 ■ Non-Conf,
 ■ S Site,
 ■ Home
 ■ A Away
 N Neutral

Average RPI Win:	169	WON-LOST	WINNING	LAST 10	STRENGTH OF	OPP. STRENGTH	TEAM	ADJ.	CONF.	ADJ CONF.
Average RPI Loss:	84	RECORD	PCT. RANK	GAMES	SCHEDULE	OF SCHEDULE	RPI	RPI	RPI	RPI
DIV. I ONLY	17- 14	142	6- 4	72	65	100	100	5	5	
DIV. I NON-CONF.	9- 4	85	0- 0	144	78	77	77	5	5	
TOTALS	RPI 1-25	RPI 26-50	W-L RECORDS	RPI 51-100	RPI 101-150	RPI 150+				
17- 14	1- 4	0- 2	OVERALL	1- 2	1- 2	14- 4				
11- 3	1- 1	0- 1	HOME	1- 1	1- 0	8- 0				
3- 9	0- 2	0- 0	AWAY	0- 1	0- 2	3- 4				
3- 2	0- 1	0- 1	NEUTRAL	0- 0	0- 0	3- 0				
9- 4	1- 1	0- 0	NON-CONFERENCE	0- 0	0- 1	8- 2				
6- 0	1- 0	0- 0	HOME	0- 0	0- 0	5- 0				
1- 3	0- 0	0- 0	AWAY	0- 0	0- 1	1- 2				
2- 1	0- 1	0- 0	NEUTRAL	0- 0	0- 0	2- 0				
8- 10	0- 3	0- 2	CONFERENCE	1- 2	1- 1	6- 2				
5- 3	0- 1	0- 1	HOME	1- 1	1- 0	3- 0				
2- 6	0- 2	0- 0	AWAY	0- 1	0- 1	2- 2				
1- 1	0- 0	0- 1	NEUTRAL	0- 0	0- 0	1- 0				

RPI	S	Opponent	Score	RPI	S	Opponent	Score	RPI	S	Opponent	Score	RPI	S	Opponent	Score
1	A	UConn	41 83	30	H	South Fla.	51 52	75	H	Tulane	59 71	108	A	Colorado	50 67
1	H	UConn	48 88	30	N	South Fla.	55 62	94	A	UCF	37 63	142	A	Tulsa	59 66
5	N	Mississippi St.	42 91					94	H	UCF	63 58	142	H	Tulsa	62 41
18	A	Temple	52 66									151	A	New Mexico	49 64
22	H	Texas A&M	54 53									164	H	Texas St.	64 56
												166	A	Memphis	60 39
												166	H	Memphis	53 44
												167	A	TCU	67 76
												170	A	East Carolina	57 58
												170	N	East Carolina	60 54
												174	A	Houston	66 45
												174	H	Houston	74 45
												175	N	Boston College	72 64
												180	A	Cincinnati	65 67
												180	H	Cincinnati	64 47
												183	H	North Texas	65 51
												185	H	Texas Southern	61 36
												187	A	Kansas	75 63
												205	N	Grambling	56 36
												217	H	Seattle U	77 43
												266	H	Prairie View	61 54
LAST 12 Division I GAMES:															
				30	N	South Fla.	55 62	18	A	Temple	52 66				
				170	N	East Carolina	60 54	1	A	UConn	41 83				
				174	H	Houston	74 45	94	H	UCF	63 58				
				94	A	UCF	37 63	166	H	Memphis	53 44				
				166	A	Memphis	60 39	142	A	Tulsa	59 66				
				142	H	Tulsa	62 41	30	H	South Fla.	51 52				

Non-Div I Games:

SMU

Sacramento St.

Through Games Of March 8, 2017

Average RPI Win:	278	WON-LOST	WINNING	LAST 10	STRENGTH OF	OPP. STRENGTH	TEAM	ADJ.	CONF.	ADJ CONF.
Average RPI Loss:	159	RECORD	PCT. RANK	GAMES	SCHEDULE	OF SCHEDULE	RPI	RPI	RPI	RPI
DIV. I ONLY	9- 20	273	2- 8	249	245	285	285	20	20	
DIV. I NON-CONF.	3- 7	250	0- 0	230	240	294	294	18	18	
TOTALS	RPI 1-25	RPI 26-50	W-L RECORDS	RPI 51-100	RPI 101-150	RPI 150+				
9- 20	0- 0	0- 0	OVERALL	0- 5	0- 8	9- 7				
5- 9	0- 0	0- 0	HOME	0- 3	0- 4	5- 2				
4- 8	0- 0	0- 0	AWAY	0- 2	0- 3	4- 3				
0- 3	0- 0	0- 0	NEUTRAL	0- 0	0- 1	0- 2				
3- 7	0- 0	0- 0	NON-CONFERENCE	0- 3	0- 2	3- 2				
2- 3	0- 0	0- 0	HOME	0- 2	0- 0	2- 1				
1- 2	0- 0	0- 0	AWAY	0- 1	0- 1	1- 0				
0- 2	0- 0	0- 0	NEUTRAL	0- 0	0- 1	0- 1				
6- 13	0- 0	0- 0	CONFERENCE	0- 2	0- 6	6- 5				
3- 6	0- 0	0- 0	HOME	0- 1	0- 4	3- 1				
3- 6	0- 0	0- 0	AWAY	0- 1	0- 2	3- 3				
0- 1	0- 0	0- 0	NEUTRAL	0- 0	0- 0	0- 1				

RPI 1-25				RPI 26-50				RPI 51-100				RPI 101+				Team's RPI: 285	
RPI	S	Opponent	Score	RPI	S	Opponent	Score	RPI	S	Opponent	Score	RPI	S	Opponent	Score		
								54	A	California	73 97	128	A	Northern Colo.	88 95		
								73	H	UC Davis	78 110	128	H	Northern Colo.	74 102		
								74	A	Montana St.	80 84	129	A	North Dakota	71 94		
								74	H	Montana St.	82 104	129	H	North Dakota	78 92		
								89	H	Southern California	95 111	136	H	Eastern Wash.	65 72		
												138	A	San Francisco	80 91		
												140	N	New Mexico St.	73 99		
												149	H	Idaho	58 72		
												159	A	Idaho St.	60 79		
												178	H	Hofstra	97 85		
												207	A	Portland St.	77 68		
												207	H	Portland St.	86 88		
												235	A	Weber St.	60 66		
												235	N	Weber St.	97 98		
												272	H	Cal Poly	97 96		
												283	H	Nevada	95 99		
												290	A	Southern Utah	110 104		
												290	H	Southern Utah	81 69		
												293	A	Northern Ariz.	88 91		
												293	H	Northern Ariz.	82 76		
												319	N	Youngstown St.	94 102		
												324	A	Montana	73 60		
												324	H	Montana	99 69		
												326	A	UC Irvine	78 70		
LAST 12 Division I GAMES:																	
				235	N	Weber St.	97 98			324	H	Montana	99 69				
				128	H	Northern Colo.	74 102			159	A	Idaho St.	60 79				
				129	H	North Dakota	78 92			235	A	Weber St.	60 66				
				290	A	Southern Utah	110 104			149	H	Idaho	58 72				
				293	A	Northern Ariz.	88 91			136	H	Eastern Wash.	65 72				
				74	H	Montana St.	82 104			207	A	Portland St.	77 68				

Non-Div I Games: Stanislaus St. 102 72

Sacramento St.

■ Loss,
■ Non-Conf, S Site,
■ Home
■ Away
N Neutral

Sacred Heart

Through Games Of March 8, 2017

Average RPI Win:	279	WON-LOST	WINNING	LAST 10	STRENGTH OF	OPP. STRENGTH	TEAM	ADJ.	CONF.	ADJ CONF.
Average RPI Loss:	196	RECORD	PCT. RANK	GAMES	SCHEDULE	OF SCHEDULE	RPI	RPI	RPI	RPI
DIV. I ONLY	17- 14	142	6- 4	278	338	197	197	31	31	
DIV. I NON-CONF.	3- 8	262	0- 0	73	232	193	193	32	32	
TOTALS	RPI 1-25	RPI 26-50	W-L RECORDS	RPI 51-100	RPI 101-150	RPI 150+				
17- 14	0- 0	0- 1	OVERALL	0- 3	0- 0	17- 10				
11- 4	0- 0	0- 1	HOME	0- 0	0- 0	11- 3				
6- 10	0- 0	0- 0	AWAY	0- 3	0- 0	6- 7				
0- 0	0- 0	0- 0	NEUTRAL	0- 0	0- 0	0- 0				
3- 8	0- 0	0- 1	NON-CONFERENCE	0- 3	0- 0	3- 4				
1- 3	0- 0	0- 1	HOME	0- 0	0- 0	1- 2				
2- 5	0- 0	0- 0	AWAY	0- 3	0- 0	2- 2				
0- 0	0- 0	0- 0	NEUTRAL	0- 0	0- 0	0- 0				
14- 6	0- 0	0- 0	CONFERENCE	0- 0	0- 0	14- 6				
10- 1	0- 0	0- 0	HOME	0- 0	0- 0	10- 1				
4- 5	0- 0	0- 0	AWAY	0- 0	0- 0	4- 5				
0- 0	0- 0	0- 0	NEUTRAL	0- 0	0- 0	0- 0				

RPI S	Opponent	Score	RPI S	Opponent	Score	RPI S	Opponent	Score	RPI S	Opponent	Score	Team's RPI: 197
43	H Harvard	60 68	59	A Iowa St.	56 76	156	H Brown	66 80				
			76	A New Hampshire	43 71	165	A Fairfield	56 44				
			91	A Buffalo	55 76	176	H Siena	62 58				
						181	A Hartford	64 81				
						192	A Robert Morris	56 66				
						192	H Robert Morris	69 59				
						212	A Binghamton	77 69				
						219	H Monmouth	54 65				
						242	A Saint Francis (PA)	69 83				
						242	H Saint Francis (PA)	73 63				
						245	A Bryant	65 53				
						245	H Bryant	68 75				
						245	H Bryant	66 59				
						288	A Mt. St. Mary's	59 61				
						288	H Mt. St. Mary's	49 45				
						305	A Central Conn. St.	50 67				
						305	H Central Conn. St.	82 61				
						306	A Lehigh	62 68				
						325	A St. Francis Brooklyn	81 74				
						325	H St. Francis Brooklyn	61 58				
						325	H St. Francis Brooklyn	90 69				
						336	A LIU Brooklyn	51 41				
						336	H LIU Brooklyn	66 48				
						339	A Fairleigh Dickinson	56 58				
						339	H Fairleigh Dickinson	68 60				
						341	A Wagner	70 56				
LAST 12 Division I GAMES:												
245	H Bryant	68 75	325	H St. Francis Brooklyn	61 58							
325	H St. Francis Brooklyn	90 69	305	H Central Conn. St.	82 61							
242	A Saint Francis (PA)	69 83	339	A Fairleigh Dickinson	56 58							
192	A Robert Morris	56 66	245	H Bryant	66 59							
339	H Fairleigh Dickinson	68 60	288	A Mt. St. Mary's	59 61							
336	A LIU Brooklyn	51 41	336	H LIU Brooklyn	66 48							

Non-Div I Games:

Sacred Heart

■ Loss,
 ■ Non-Conf,
 ■ S Site,
 ■ Home
 ■ A Away
 N Neutral

RPI	S	Opponent	Score
341	H	Wagner	62 52

Sacred Heart

SOUTH ATLANTIC (14)				THROUGH GAMES OF MARCH 9, 1917						
Average RPI Win:	287	WON-LOST	WINNING	LAST 10	STRENGTH OF	OPP. STRENGTH	TEAM	ADJ.	CONF.	ADJ CONF.
Average RPI Loss:	213	RECORD	PCT. RANK	GAMES	SCHEDULE	OF SCHEDULE	RPI	RPI	RPI	RPI
DIV. I ONLY	16- 14	157	5- 5	320	336	242	242	31	31	
DIV. I NON-CONF.	3- 8	262	0- 0	213	279	262	262	32	32	
TOTALS	RPI 1-25	RPI 26-50	W-L RECORDS	RPI 51-100	RPI 101-150	RPI 150+				
16- 14	0- 0	0- 2	OVERALL	0- 0	0- 2	16- 10				
7- 6	0- 0	0- 0	HOME	0- 0	0- 1	7- 5				
9- 6	0- 0	0- 2	AWAY	0- 0	0- 1	9- 3				
0- 2	0- 0	0- 0	NEUTRAL	0- 0	0- 0	0- 2				
3- 8	0- 0	0- 2	NON-CONFERENCE	0- 0	0- 2	3- 4				
1- 2	0- 0	0- 0	HOME	0- 0	0- 1	1- 1				
2- 4	0- 0	0- 2	AWAY	0- 0	0- 1	2- 1				
0- 2	0- 0	0- 0	NEUTRAL	0- 0	0- 0	0- 2				
13- 6	0- 0	0- 0	CONFERENCE	0- 0	0- 0	13- 6				
6- 4	0- 0	0- 0	HOME	0- 0	0- 0	6- 4				
7- 2	0- 0	0- 0	AWAY	0- 0	0- 0	7- 2				
0- 0	0- 0	0- 0	NEUTRAL	0- 0	0- 0	0- 0				

[illegible]

Non-Div I Games:

Saint Francis (PA)

Loss, Non-Conf, S Site, H Home A Away N Neutral

S
a
i
n
t
F
r
a
n
c
i
s
(
P
A
)

RPI S Saint Francis (PA) Score

Through Games Of March 8, 2017

RPI	S	Opponent	Score	
341	A	Wagner	67	46
341	H	Wagner	71	87

Saint Francis (PA)
P
A
)

S
a
i
n
t
F
r
a
n
c
i
s
(
P
A
)

Saint Joseph's

Through Games Of March 8, 2017

Average RPI Win:	194	WON-LOST	WINNING	LAST 10	STRENGTH OF	OPP. STRENGTH	TEAM	ADJ.	CONF.	ADJ CONF.
Average RPI Loss:	92	RECORD	PCT. RANK	GAMES	SCHEDULE	OF SCHEDULE	RPI	RPI	RPI	RPI
DIV. I ONLY	17- 14	142	8- 2	66	125	112	112	12	12	
DIV. I NON-CONF.	3- 9	275	0- 0	19	115	165	165	12	12	
TOTALS	RPI 1-25	RPI 26-50	W-L RECORDS	RPI 51-100	RPI 101-150	RPI 150+				
17- 14	0- 1	0- 3	OVERALL	2- 5	4- 3	11- 2				
10- 5	0- 1	0- 1	HOME	0- 2	3- 0	7- 1				
6- 7	0- 0	0- 0	AWAY	2- 1	1- 1	3- 0				
1- 2	0- 0	0- 0	NEUTRAL	0- 1	0- 1	1- 0				
3- 9	0- 1	0- 2	NON-CONFERENCE	1- 4	0- 1	2- 1				
1- 5	0- 1	0- 1	HOME	0- 2	0- 0	1- 1				
2- 3	0- 0	0- 1	AWAY	1- 1	0- 1	1- 0				
0- 1	0- 0	0- 0	NEUTRAL	0- 1	0- 0	0- 0				
14- 5	0- 0	0- 1	CONFERENCE	1- 1	4- 2	9- 1				
9- 0	0- 0	0- 0	HOME	0- 0	3- 0	6- 0				
4- 4	0- 0	0- 1	AWAY	1- 1	1- 1	2- 1				
1- 1	0- 0	0- 0	NEUTRAL	0- 0	0- 1	1- 0				

RPI 1-25				RPI 26-50				RPI 51-100				RPI 101+ Team's RPI: 112			
RPI	S	Opponent	Score	RPI	S	Opponent	Score	RPI	S	Opponent	Score	RPI	S	Opponent	Score
18	H	Temple	70 86	32	A	Dayton	59 64	52	A	George Washington	44 53	120	A	Fordham	39 44
				41	H	James Madison	72 85	55	A	Penn	57 53	120	H	Fordham	47 44
				44	A	Central Mich.	71 73	66	H	Villanova	54 62	122	H	Duquesne	60 58
								71	H	Bucknell	61 64	122	N	Duquesne	63 78
								79	A	Drexel	49 60	143	A	VCU	80 70
								88	N	BYU	56 71	143	H	VCU	64 58
								93	A	Saint Louis	66 63	147	A	Iona	57 58
												151	A	New Mexico	79 67
												171	A	La Salle	75 55
												171	H	La Salle	67 58
												171	N	La Salle	66 48
												178	H	Hofstra	64 75
												193	H	George Mason	57 53
												233	A	Richmond	52 70
												249	H	St. Bonaventure	70 53
												276	H	Davidson	69 54
												302	A	Rhode Island	75 49
												302	H	Rhode Island	77 51
												309	H	Massachusetts	81 50
												321	H	NJIT	75 36
LAST 12 Division I GAMES:															
				122	N	Duquesne	63 78	171	H	La Salle	67 58				
				171	N	La Salle	66 48	120	A	Fordham	39 44				
				302	H	Rhode Island	77 51	93	A	Saint Louis	66 63				
				193	H	George Mason	57 53	122	H	Duquesne	60 58				
				276	H	Davidson	69 54	249	H	St. Bonaventure	70 53				
				143	A	VCU	80 70	302	A	Rhode Island	75 49				

Non-Div I Games:

Saint Joseph's

■ Loss,
 ■ Non-Conf,
 ■ S Site,
 ■ Home
 ■ A Away
 N Neutral

Saint Louis

Through Games Of March 8, 2017

Average RPI Win:	213	WON-LOST	WINNING	LAST 10	STRENGTH OF	OPP. STRENGTH	TEAM	ADJ.	CONF.	ADJ CONF.
Average RPI Loss:	94	RECORD	PCT. RANK	GAMES	SCHEDULE	OF SCHEDULE	RPI	RPI	RPI	RPI
DIV. I ONLY	24- 8	38	7- 3	257	109	93	93	12	12	
DIV. I NON-CONF.	10- 3	54	0- 0	322	150	128	128	12	12	
TOTALS	RPI 1-25	RPI 26-50	W-L RECORDS	RPI 51-100	RPI 101-150	RPI 150+				
24- 8	1- 0	0- 4	OVERALL	1- 0	5- 3	17- 1				
12- 3	1- 0	0- 1	HOME	1- 0	3- 1	7- 1				
11- 4	0- 0	0- 2	AWAY	0- 0	1- 2	10- 0				
1- 1	0- 0	0- 1	NEUTRAL	0- 0	1- 0	0- 0				
10- 3	1- 0	0- 1	NON-CONFERENCE	0- 0	1- 1	8- 1				
5- 1	1- 0	0- 0	HOME	0- 0	1- 0	3- 1				
5- 2	0- 0	0- 1	AWAY	0- 0	0- 1	5- 0				
0- 0	0- 0	0- 0	NEUTRAL	0- 0	0- 0	0- 0				
14- 5	0- 0	0- 3	CONFERENCE	1- 0	4- 2	9- 0				
7- 2	0- 0	0- 1	HOME	1- 0	2- 1	4- 0				
6- 2	0- 0	0- 1	AWAY	0- 0	1- 1	5- 0				
1- 1	0- 0	0- 1	NEUTRAL	0- 0	1- 0	0- 0				

RPI	S	Opponent	Score	RPI	S	Opponent	Score	RPI	S	Opponent	Score	RPI	S	Opponent	Score
23	H	Missouri	72 61	32	A	Dayton	62 68	52	H	George Washington	67 59	102	H	Washington St.	73 70
				32	H	Dayton	67 78					112	H	Saint Joseph's	63 66
				32	N	Dayton	65 75					120	H	Fordham	82 58
				45	A	Little Rock	43 56					120	N	Fordham	68 58
												122	A	Duquesne	65 94
												142	A	Tulsa	64 70
												143	A	VCU	62 48
												143	H	VCU	77 72
												171	A	La Salle	79 74
												193	H	George Mason	89 50
												202	A	Loyola Marymount	90 76
												203	H	SIUE	90 49
												231	A	Bradley	68 58
												233	H	Richmond	73 66
												234	H	Indiana St.	67 70
												249	A	St. Bonaventure	74 58
												249	H	St. Bonaventure	64 49
												267	A	Southeast Mo. St.	89 50
												270	H	Eastern Ky.	78 51
												276	A	Davidson	106 69
												299	A	Lipscomb	83 38
												302	A	Rhode Island	68 50
												309	A	Massachusetts	81 60
												309	H	Massachusetts	91 51
												326	A	UC Irvine	79 69
												330	H	Morgan St.	71 43
LAST 12 Division I GAMES:															
				32	N	Dayton	65 75					249	A	St. Bonaventure	74 58
				120	N	Fordham	68 58					143	H	VCU	77 72
				309	H	Massachusetts	91 51					112	H	Saint Joseph's	63 66
				32	A	Dayton	62 68					309	A	Massachusetts	81 60
				233	H	Richmond	73 66					120	H	Fordham	82 58
				171	A	La Salle	79 74					52	H	George Washington	67 59

Non-Div I Games:

Saint Louis

■ Loss,
 ■ Non-Conf,
 ■ S Site,
 ■ Home
 ■ A Away
 N Neutral

Saint Peter's

Through Games Of March 8, 2017

Average RPI Win:	279	WON-LOST	WINNING	LAST 10	STRENGTH OF	OPP. STRENGTH	TEAM	ADJ.	CONF.	ADJ CONF.
Average RPI Loss:	171	RECORD	PCT. RANK	GAMES	SCHEDULE	OF SCHEDULE	RPI	RPI	RPI	RPI
DIV. I ONLY	3- 27	342	0- 10	181	225	327	327	18	18	
DIV. I NON-CONF.	1- 8	314	0- 0	105	230	302	302	17	17	
TOTALS	RPI 1-25	RPI 26-50	W-L RECORDS	RPI 51-100	RPI 101-150	RPI 150+				
3- 27	0- 2	0- 2	OVERALL	0- 1	0- 5	3- 17				
2- 9	0- 0	0- 1	HOME	0- 0	0- 2	2- 6				
1- 14	0- 0	0- 0	AWAY	0- 0	0- 0	1- 1				
0- 4	0- 0	0- 0	NEUTRAL	0- 0	0- 1	0- 3				
1- 8	0- 2	0- 0	NON-CONFERENCE	0- 1	0- 1	1- 4				
1- 0	0- 0	0- 0	HOME	0- 0	0- 0	1- 0				
0- 5	0- 2	0- 0	AWAY	0- 1	0- 0	0- 2				
0- 3	0- 0	0- 0	NEUTRAL	0- 0	0- 1	0- 2				
2- 19	0- 0	0- 2	CONFERENCE	0- 0	0- 4	2- 13				
1- 9	0- 0	0- 1	HOME	0- 0	0- 2	1- 6				
1- 9	0- 0	0- 1	AWAY	0- 0	0- 2	1- 6				
0- 1	0- 0	0- 0	NEUTRAL	0- 0	0- 0	0- 1				

RPI 1-25				RPI 26-50				RPI 51-100				RPI 101+ Team's RPI: 327			
RPI	S	Opponent	Score	RPI	S	Opponent	Score	RPI	S	Opponent	Score	RPI	S	Opponent	Score
3	A	South Carolina	38 93	33	A	Quinnipiac	47 82	85	A	Penn St.	50 106	106	A	Rider	46 47
16	A	Maryland	49 101	33	H	Quinnipiac	51 84					106	H	Rider	43 56
												124	N	Maine	43 59
												147	A	Iona	50 51
												147	H	Iona	58 66
												156	A	Brown	71 80
												165	A	Fairfield	38 50
												165	H	Fairfield	39 56
												168	N	Hampton	42 71
												176	A	Siena	55 80
												176	H	Siena	60 76
												219	A	Monmouth	59 76
												219	H	Monmouth	42 58
												232	A	Marist	73 69
												232	H	Marist	58 66
												232	N	Marist	60 71
												253	A	Canisius	56 61
												253	H	Canisius	54 59
												256	N	Bowling Green	68 73
												265	A	Niagara	63 71
												265	H	Niagara	78 66
												279	A	Manhattan	44 57
												279	H	Manhattan	65 69
												325	A	St. Francis Brooklyn	52 58
												339	H	Fairleigh Dickinson	65 43
LAST 12 Division I GAMES:															
232	N	Marist	60 71	219	H	Monmouth	42 58								
176	H	Siena	60 76	165	A	Fairfield	38 50								
147	A	Iona	50 51	232	H	Marist	58 66								
265	A	Niagara	63 71	279	A	Manhattan	44 57								
253	A	Canisius	56 61	106	A	Rider	46 47								
165	H	Fairfield	39 56	279	H	Manhattan	65 69								

Non-Div I Games:

Saint Peter's

■ Loss,
 ■ Non-Conf,
 ■ S Site,
 ■ Home
 ■ A Away
 N Neutral

Sam Houston St.

Through Games Of March 8, 2017

Average RPI Win:	320	WON-LOST	WINNING	LAST 10	STRENGTH OF	OPP. STRENGTH	TEAM	ADJ.	CONF.	ADJ CONF.
Average RPI Loss:	200	RECORD	PCT. RANK	GAMES	SCHEDULE	OF SCHEDULE	RPI	RPI	RPI	RPI
DIV. I ONLY	3- 24	338	2- 8	253	308	340	340	27	27	
DIV. I NON-CONF.	0- 9	335	0- 0	201	285	342	342	27	27	
TOTALS	RPI 1-25	RPI 26-50	W-L RECORDS	RPI 51-100	RPI 101-150	RPI 150+				
3- 24	0- 0	0- 1	OVERALL	0- 3	0- 4	3- 16				
3- 7	0- 0	0- 0	HOME	0- 1	0- 2	3- 4				
0- 16	0- 0	0- 1	AWAY	0- 1	0- 1	0- 9				
0- 1	0- 0	0- 0	NEUTRAL	0- 0	0- 0	0- 1				
0- 9	0- 0	0- 1	NON-CONFERENCE	0- 0	0- 0	0- 8				
0- 1	0- 0	0- 0	HOME	0- 0	0- 0	0- 1				
0- 7	0- 0	0- 1	AWAY	0- 0	0- 0	0- 6				
0- 1	0- 0	0- 0	NEUTRAL	0- 0	0- 0	0- 1				
3- 15	0- 0	0- 0	CONFERENCE	0- 3	0- 4	3- 8				
3- 6	0- 0	0- 0	HOME	0- 1	0- 2	3- 3				
0- 9	0- 0	0- 0	AWAY	0- 2	0- 2	0- 5				
0- 0	0- 0	0- 0	NEUTRAL	0- 0	0- 0	0- 0				

RPI S	Opponent	Score	RPI S	Opponent	Score	RPI S	Opponent	Score	RPI S	Opponent	Score	Team's RPI: 340
36	A LSU	41 89	97	A Central Ark.	48 75	107	A Abilene Christian	56 78				
			99	A SFA	49 64	107	H Abilene Christian	39 72				
			99	H SFA	65 83	132	A Lamar University	51 84				
						132	H Lamar University	44 70				
						155	A Rice	51 77				
						164	A Texas St.	46 69				
						167	A TCU	37 81				
						173	A Arkansas	39 71				
						221	A New Orleans	49 78				
						237	A UTRGV	50 78				
						237	H UTRGV	45 69				
						248	N Marshall	50 73				
						266	A Prairie View	65 75				
						284	H A&M-Corpus Christi	37 63				
						287	A McNeese	56 79				
						287	H McNeese	58 61				
						289	H Nicholls St.	59 66				
						294	A Northwestern St.	51 78				
						294	H Northwestern St.	92 73				
						329	H Southeastern La.	68 61				
						333	A Incarnate Word	55 82				
						338	A Houston Baptist	51 61				
						338	H Houston Baptist	78 63				
LAST 12 Division I GAMES:												
99	A SFA	49 64	338	H Houston Baptist	78 63							
287	H McNeese	58 61	132	A Lamar University	51 84							
107	H Abilene Christian	39 72	107	A Abilene Christian	56 78							
294	H Northwestern St.	92 73	99	H SFA	65 83							
333	A Incarnate Word	55 82	329	H Southeastern La.	68 61							
97	A Central Ark.	48 75	284	H A&M-Corpus Christi	37 63							

Non-Div I Games: Wiley 51 57

Sam Houston St.

Loss, Non-Conf, S Site, H Home A Away N Neutral

Average RPI Win: 223	WON-LOST	WINNING	LAST 10	STRENGTH OF	OPP. STRENGTH	TEAM	ADJ.	CONF.	ADJ CONF.
Average RPI Loss: 139	RECORD	PCT. RANK	GAMES	SCHEDULE	OF SCHEDULE	RPI	RPI	RPI	RPI
DIV. I ONLY	11- 19	248	3- 7	152	180	230	230	17	17
DIV. I NON-CONF.	6- 8	203	0- 0	180	110	202	202	20	20
TOTALS	RPI 1-25	RPI 26-50	W-L RECORDS	RPI 51-100	RPI 101-150	RPI 150+			
11- 19	0- 1	0- 1	OVERALL	1- 8	0- 0	10- 9			
7- 6	0- 0	0- 0	HOME	0- 3	0- 0	7- 3			
3- 10	0- 1	0- 1	AWAY	1- 4	0- 0	2- 4			
1- 3	0- 0	0- 0	NEUTRAL	0- 1	0- 0	1- 2			
6- 8	0- 1	0- 1	NON-CONFERENCE	1- 3	0- 0	5- 3			
5- 1	0- 0	0- 0	HOME	0- 1	0- 0	5- 0			
1- 5	0- 1	0- 1	AWAY	1- 2	0- 0	0- 1			
0- 2	0- 0	0- 0	NEUTRAL	0- 0	0- 0	0- 2			
5- 11	0- 0	0- 0	CONFERENCE	0- 5	0- 0	5- 6			
2- 5	0- 0	0- 0	HOME	0- 2	0- 0	2- 3			
2- 5	0- 0	0- 0	AWAY	0- 2	0- 0	2- 3			
1- 1	0- 0	0- 0	NEUTRAL	0- 1	0- 0	1- 0			

RPI 1-25				RPI 26-50				RPI 51-100				RPI 101+ Team's RPI: 230			
RPI	S	Opponent	Score	RPI	S	Opponent	Score	RPI	S	Opponent	Score	RPI	S	Opponent	Score
14	A	Kentucky	57 80	43	A	Harvard	52 57	58	H	Belmont	54 73	166	H	Memphis	48 42
								60	A	Georgia Tech	57 62	168	N	Hampton	57 63
								65	A	Chattanooga	45 51	186	N	UC Riverside	48 51
								65	H	Chattanooga	61 77	189	H	UAB	52 49
								86	A	Georgia	65 59	199	A	UNCG	40 64
								87	A	Wake Forest	40 51	199	H	UNCG	47 55
								92	A	Mercer	49 59	201	A	ETSU	56 61
								92	H	Mercer	68 76	201	H	ETSU	57 69
								92	N	Mercer	52 63	201	N	ETSU	67 64
												206	H	Alabama St.	63 49
												220	H	UT Martin	69 62
												239	A	Wofford	55 48
												239	H	Wofford	57 54
												257	A	Furman	48 53
												257	H	Furman	50 54
												280	A	Western Caro.	49 42
												280	H	Western Caro.	51 50
												302	A	Rhode Island	63 78
												349	H	Alabama A&M	61 37
LAST 12 Division I GAMES:															
				92	N	Mercer	52 63	199	H	UNCG	47 55				
				201	N	ETSU	67 64	65	A	Chattanooga	45 51				
				92	H	Mercer	68 76	201	A	ETSU	56 61				
				239	A	Wofford	55 48	92	A	Mercer	49 59				
				257	A	Furman	48 53	257	H	Furman	50 54				
				280	H	Western Caro.	51 50	239	H	Wofford	57 54				

Non-Div I Games: AUM 72 50

Samford

■ Loss,
 ■ Non-Conf,
 ■ S Site,
 ■ Home
 ■ A Away
 N Neutral

Average RPI Win: 228	WON-LOST	WINNING	LAST 10	STRENGTH OF	OPP. STRENGTH	TEAM	ADJ.	CONF.	ADJ CONF.
Average RPI Loss: 146	RECORD	PCT. RANK	GAMES	SCHEDULE	OF SCHEDULE	RPI	RPI	RPI	RPI
DIV. I ONLY	14- 16	193	4- 6	266	155	223	223	14	14
DIV. I NON-CONF.	6- 4	127	0- 0	248	251	182	182	13	13
TOTALS	RPI 1-25	RPI 26-50	W-L RECORDS	RPI 51-100	RPI 101-150	RPI 150+			
14- 16	0- 0	0- 0	OVERALL	0- 5	2- 7	12- 4			
10- 5	0- 0	0- 0	HOME	0- 2	1- 2	9- 1			
3- 10	0- 0	0- 0	AWAY	0- 0	1- 0	2- 1			
1- 1	0- 0	0- 0	NEUTRAL	0- 1	0- 0	1- 0			
6- 4	0- 0	0- 0	NON-CONFERENCE	0- 0	1- 4	5- 0			
5- 1	0- 0	0- 0	HOME	0- 0	0- 1	5- 0			
1- 3	0- 0	0- 0	AWAY	0- 0	1- 3	0- 0			
0- 0	0- 0	0- 0	NEUTRAL	0- 0	0- 0	0- 0			
8- 12	0- 0	0- 0	CONFERENCE	0- 5	1- 3	7- 4			
5- 4	0- 0	0- 0	HOME	0- 2	1- 1	4- 1			
2- 7	0- 0	0- 0	AWAY	0- 2	0- 2	2- 3			
1- 1	0- 0	0- 0	NEUTRAL	0- 1	0- 0	1- 0			

RPI S	Opponent	Score	RPI S	Opponent	Score	RPI S	Opponent	Score	RPI S	Opponent	Score	Team's RPI: 223
						63	A Gonzaga	57 62	102	A Washington St.	73 83	
						63	H Gonzaga	55 57	109	A St. Mary's (CA)	65 77	
						88	A BYU	63 81	109	H St. Mary's (CA)	73 71	
						88	H BYU	47 65	128	A Northern Colo.	51 54	
						88	N BYU	66 75	129	H North Dakota	61 65	
									131	A Arizona	59 76	
									138	A San Francisco	72 81	
									138	H San Francisco	67 82	
									150	A CSUN	76 67	
									163	A Santa Clara	57 56	
									163	H Santa Clara	60 58	
									202	A Loyola Marymount	55 63	
									202	H Loyola Marymount	61 58	
									214	H UC Santa Barbara	77 63	
									217	H Seattle U	67 44	
									244	A Pacific	64 84	
									244	H Pacific	73 71	
									269	H San Diego St.	91 53	
									277	A Portland	72 54	
									277	H Portland	57 40	
									277	N Portland	74 47	
									283	H Nevada	70 54	
									312	A Pepperdine	40 57	
									312	H Pepperdine	42 55	
									346	H Cal St. Fullerton	103 50	
LAST 12 Division I GAMES:												
			88	N BYU	66 75	312	A Pepperdine	40 57				
			277	N Portland	74 47	244	H Pacific	73 71				
			277	A Portland	72 54	109	A St. Mary's (CA)	65 77				
			63	A Gonzaga	57 62	202	A Loyola Marymount	55 63				
			163	H Santa Clara	60 58	277	H Portland	57 40				
			88	H BYU	47 65	63	H Gonzaga	55 57				

Non-Div I Games:

San Diego

■ Loss,
 ■ Non-Conf,
 ■ S Site,
 ■ Home
 ■ Away
 N Neutral

Average RPI Win: 218		WON-LOST	WINNING	LAST 10	STRENGTH OF	OPP. STRENGTH	TEAM	ADJ.	CONF.	ADJ CONF.
Average RPI Loss: 156		RECORD	PCT. RANK	GAMES	SCHEDULE	OF SCHEDULE	RPI	RPI	RPI	RPI
DIV. I ONLY		9- 19	270	3- 7	197	193	269	269	13	13
DIV. I NON-CONF.		3- 6	230	0- 0	162	327	237	237	15	15
TOTALS	RPI 1-25		RPI 26-50		W-L RECORDS		RPI 51-100		RPI 101-150	RPI 150+
9- 19	0- 0		1- 1		OVERALL		0- 5		1- 3	7- 10
6- 6	0- 0		1- 1		HOME		0- 1		1- 1	4- 3
2- 11	0- 0		0- 0		AWAY		0- 3		0- 2	2- 6
1- 2	0- 0		0- 0		NEUTRAL		0- 1		0- 0	1- 1
3- 6	0- 0		0- 1		NON-CONFERENCE		0- 2		0- 0	3- 3
1- 2	0- 0		0- 1		HOME		0- 0		0- 0	1- 1
1- 3	0- 0		0- 0		AWAY		0- 1		0- 0	1- 2
1- 1	0- 0		0- 0		NEUTRAL		0- 1		0- 0	1- 0
6- 13	0- 0		1- 0		CONFERENCE		0- 3		1- 3	4- 7
5- 4	0- 0		1- 0		HOME		0- 1		1- 1	3- 2
1- 8	0- 0		0- 0		AWAY		0- 2		0- 2	1- 4
0- 1	0- 0		0- 0		NEUTRAL		0- 0		0- 0	0- 1

RPI 1-25				RPI 26-50				RPI 51-100				RPI 101+				Team's RPI: 269	
RPI	S	Opponent	Score	RPI	S	Opponent	Score	RPI	S	Opponent	Score	RPI	S	Opponent	Score		
				47	H	Michigan	57 92	53	A	Colorado St.	43 60	104	A	UNLV	62 80		
				48	H	Boise St.	84 77	53	H	Colorado St.	46 80	104	H	UNLV	87 68		
								73	A	UC Davis	55 75	145	A	Fresno St.	50 59		
								84	N	UT Arlington	58 64	145	H	Fresno St.	51 59		
								98	A	Wyoming	67 80	151	A	New Mexico	42 85		
												151	H	New Mexico	63 51		
												186	A	UC Riverside	44 72		
												189	A	Utah St.	47 53		
												189	H	Utah St.	66 59		
												200	A	San Jose St.	80 81		
												200	H	San Jose St.	90 99		
												200	N	San Jose St.	58 76		
												202	H	Loyola Marymount	53 60		
												214	H	UC Santa Barbara	84 70		
												223	A	San Diego	53 91		
												283	A	Nevada	65 88		
												283	H	Nevada	83 78		
												305	N	Central Conn. St.	80 62		
												322	A	Air Force	64 51		
												322	H	Air Force	59 62		
												346	A	Cal St. Fullerton	71 61		
LAST 12 Division I GAMES:																	
				200	N	San Jose St.	58 76	189	H	Utah St.	66 59						
				151	H	New Mexico	63 51	283	A	Nevada	65 88						
				322	A	Air Force	64 51	200	H	San Jose St.	90 99						
				53	H	Colorado St.	46 80	145	H	Fresno St.	51 59						
				145	A	Fresno St.	50 59	98	A	Wyoming	67 80						
				104	A	UNLV	62 80	53	A	Colorado St.	43 60						

Non-Div I Games:	Biola	63	48	San Diego Christian	80	70
------------------	-------	----	----	---------------------	----	----

San Diego St.

■ Loss, ■ Non-Conf, S Site, H Home A Away N Neutral

San Francisco

Through Games Of March 8, 2017

Average RPI Win:	214	WON-LOST	WINNING	LAST 10	STRENGTH OF	OPP. STRENGTH	TEAM	ADJ.	CONF.	ADJ CONF.
Average RPI Loss:	127	RECORD	PCT. RANK	GAMES	SCHEDULE	OF SCHEDULE	RPI	RPI	RPI	RPI
DIV. I ONLY	18- 13	122	6- 4	182	150	138	138	14	14	
DIV. I NON-CONF.	6- 5	148	0- 0	194	147	156	156	13	13	
TOTALS	RPI 1-25	RPI 26-50	W-L RECORDS	RPI 51-100	RPI 101-150	RPI 150+				
18- 13	0- 0	0- 0	OVERALL	2- 5	1- 5	15- 3				
12- 2	0- 0	0- 0	HOME	2- 1	1- 1	9- 0				
4- 10	0- 0	0- 0	AWAY	0- 3	0- 4	4- 3				
2- 1	0- 0	0- 0	NEUTRAL	0- 1	0- 0	2- 0				
6- 5	0- 0	0- 0	NON-CONFERENCE	0- 2	1- 3	5- 0				
4- 1	0- 0	0- 0	HOME	0- 1	1- 0	3- 0				
1- 4	0- 0	0- 0	AWAY	0- 1	0- 3	1- 0				
1- 0	0- 0	0- 0	NEUTRAL	0- 0	0- 0	1- 0				
12- 8	0- 0	0- 0	CONFERENCE	2- 3	0- 2	10- 3				
8- 1	0- 0	0- 0	HOME	2- 0	0- 1	6- 0				
3- 6	0- 0	0- 0	AWAY	0- 2	0- 1	3- 3				
1- 1	0- 0	0- 0	NEUTRAL	0- 1	0- 0	1- 0				

RPI S	Opponent	Score	RPI S	Opponent	Score	RPI S	Opponent	Score	RPI S	Opponent	Score	Team's RPI: 138
						54	A California	52 75	102	A Washington St.	35 73	
						63	A Gonzaga	46 61	109	A St. Mary's (CA)	72 75	
						63	H Gonzaga	77 72	109	H St. Mary's (CA)	62 64	
						63	N Gonzaga	46 77	121	H Long Beach St.	73 71	
						73	H UC Davis	58 78	129	A North Dakota	63 71	
						88	A BYU	61 73	145	A Fresno St.	48 61	
						88	H BYU	70 63	163	A Santa Clara	61 74	
									163	H Santa Clara	77 68	
									200	H San Jose St.	79 71	
									202	A Loyola Marymount	79 72	
									202	H Loyola Marymount	89 73	
									202	N Loyola Marymount	80 67	
									217	H Seattle U	73 59	
									223	A San Diego	82 67	
									223	H San Diego	81 72	
									244	A Pacific	60 63	
									244	H Pacific	67 64	
									272	A Cal Poly	73 67	
									277	A Portland	75 56	
									277	H Portland	83 71	
									280	N Western Caro.	73 52	
									285	H Sacramento St.	91 80	
									312	A Pepperdine	59 81	
									312	H Pepperdine	84 78	
LAST 12 Division I GAMES:												
			63	N Gonzaga	46 77	88	A BYU	61 73				
			202	N Loyola Marymount	80 67	163	A Santa Clara	61 74				
			312	H Pepperdine	84 78	202	A Loyola Marymount	79 72				
			202	H Loyola Marymount	89 73	312	A Pepperdine	59 81				
			277	H Portland	83 71	244	H Pacific	67 64				
			63	H Gonzaga	77 72	109	H St. Mary's (CA)	62 64				

Non-Div I Games:

San Francisco

■ Loss,
 ■ Non-Conf,
 ■ S Site,
 ■ Home
 ■ A Away
 N Neutral

San Jose St.

Through Games Of March 8, 2017

Average RPI Win:	239	WON-LOST	WINNING	LAST 10	STRENGTH OF	OPP. STRENGTH	TEAM	ADJ.	CONF.	ADJ CONF.
Average RPI Loss:	110	RECORD	PCT. RANK	GAMES	SCHEDULE	OF SCHEDULE	RPI	RPI	RPI	RPI
DIV. I ONLY	10- 21	267	4- 6	97	115	200	200	13	13	
DIV. I NON-CONF.	2- 9	293	0- 0	89	34	230	230	15	15	
TOTALS	RPI 1-25	RPI 26-50	W-L RECORDS	RPI 51-100	RPI 101-150	RPI 150+				
10- 21	0- 1	0- 4	OVERALL	0- 6	2- 5	8- 5				
5- 7	0- 0	0- 1	HOME	0- 2	1- 2	4- 2				
4- 11	0- 0	0- 2	AWAY	0- 3	1- 2	3- 3				
1- 3	0- 1	0- 1	NEUTRAL	0- 1	0- 0	1- 0				
2- 9	0- 1	0- 2	NON-CONFERENCE	0- 1	0- 3	2- 2				
1- 2	0- 0	0- 0	HOME	0- 0	0- 1	1- 1				
1- 5	0- 0	0- 1	AWAY	0- 1	0- 2	1- 1				
0- 2	0- 1	0- 1	NEUTRAL	0- 0	0- 0	0- 0				
8- 12	0- 0	0- 2	CONFERENCE	0- 5	2- 2	6- 3				
4- 5	0- 0	0- 1	HOME	0- 2	1- 1	3- 1				
3- 6	0- 0	0- 1	AWAY	0- 2	1- 1	2- 2				
1- 1	0- 0	0- 0	NEUTRAL	0- 1	0- 0	1- 0				

RPI 1-25				RPI 26-50				RPI 51-100				RPI 101+ Team's RPI: 200			
RPI	S	Opponent	Score	RPI	S	Opponent	Score	RPI	S	Opponent	Score	RPI	S	Opponent	Score
5	N	Mississippi St.	51 88	34	A	Arizona St.	37 82	53	A	Colorado St.	67 70	104	A	UNLV	76 65
				35	N	Oregon	62 91	53	H	Colorado St.	56 68	104	H	UNLV	55 63
				48	A	Boise St.	64 86	53	N	Colorado St.	60 65	109	H	St. Mary's (CA)	64 85
				48	H	Boise St.	61 69	77	A	South Dakota	69 84	138	A	San Francisco	71 79
								98	A	Wyoming	60 89	140	A	New Mexico St.	55 66
								98	H	Wyoming	59 68	145	A	Fresno St.	74 88
												145	H	Fresno St.	77 68
												151	H	New Mexico	72 82
												163	H	Santa Clara	75 64
												189	A	Utah St.	78 82
												196	A	Nebraska	61 83
												240	A	Hawaii	77 61
												244	H	Pacific	96 99
												269	A	San Diego St.	99 90
												269	H	San Diego St.	81 80
												269	N	San Diego St.	76 58
												283	A	Nevada	85 108
												283	H	Nevada	107 84
												322	A	Air Force	83 67
												322	H	Air Force	86 74
LAST 12 Division I GAMES:															
				53	N	Colorado St.	60 65	322	A	Air Force	83 67				
				269	N	San Diego St.	76 58	145	H	Fresno St.	77 68				
				98	H	Wyoming	59 68	104	H	UNLV	55 63				
				283	A	Nevada	85 108	269	A	San Diego St.	99 90				
				48	H	Boise St.	61 69	151	H	New Mexico	72 82				
				189	A	Utah St.	78 82	104	A	UNLV	76 65				

Non-Div I Games: Stanislaus St. 90 85

San Jose St.

■ Loss,
 ■ Non-Conf,
 ■ S Site,
 ■ Home
 ■ A Away
 N Neutral

Santa Clara

Through Games Of March 8, 2017

Average RPI Win:	203	WON-LOST	WINNING	LAST 10	STRENGTH OF	OPP. STRENGTH	TEAM	ADJ.	CONF.	ADJ CONF.
Average RPI Loss:	115	RECORD	PCT. RANK	GAMES	SCHEDULE	OF SCHEDULE	RPI	RPI	RPI	RPI
DIV. I ONLY	13- 16	206	5- 5	96	143	163	163	14	14	
DIV. I NON-CONF.	4- 6	209	0- 1	17	108	95	95	13	13	
TOTALS	RPI 1-25	RPI 26-50	W-L RECORDS	RPI 51-100	RPI 101-150	RPI 150+				
13- 16	0- 0	1- 1	OVERALL	1- 7	2- 4	9- 4				
7- 4	0- 0	0- 0	HOME	1- 2	1- 1	5- 1				
4- 8	0- 0	0- 0	AWAY	0- 0	0- 0	4- 0				
2- 4	0- 0	1- 1	NEUTRAL	0- 2	1- 1	0- 0				
4- 6	0- 0	1- 1	NON-CONFERENCE	0- 4	1- 0	2- 1				
1- 1	0- 0	0- 0	HOME	0- 1	0- 0	1- 0				
1- 2	0- 0	0- 0	AWAY	0- 1	0- 0	1- 1				
2- 3	0- 0	1- 1	NEUTRAL	0- 2	1- 0	0- 0				
9- 10	0- 0	0- 0	CONFERENCE	1- 3	1- 4	7- 3				
6- 3	0- 0	0- 0	HOME	1- 1	1- 1	4- 1				
3- 6	0- 0	0- 0	AWAY	0- 2	0- 2	3- 2				
0- 1	0- 0	0- 0	NEUTRAL	0- 0	0- 1	0- 0				

RPI S	Opponent	Score	RPI S	Opponent	Score	RPI S	Opponent	Score	RPI S	Opponent	Score	Team's RPI: 163
27 N	Marquette	65 62	54 A	California	58 73	109 A	St. Mary's (CA)	53 55	109 A	St. Mary's (CA)	58 73	
30 N	South Fla.	54 63	63 A	Gonzaga	39 51	109 H	St. Mary's (CA)	58 73	109 N	St. Mary's (CA)	57 60	
			63 H	Gonzaga	49 50	138 A	San Francisco	68 77	138 A	San Francisco	74 61	
			68 H	Northwestern	75 87	138 H	San Francisco	74 61	140 N	New Mexico St.	60 46	
			74 N	Montana St.	50 77	159 H	Idaho St.	82 78	200 A	San Jose St.	64 75	
			80 N	Oklahoma St.	53 67	202 A	Loyola Marymount	50 61	202 H	Loyola Marymount	71 64	
			88 A	BYU	66 72	214 A	UC Santa Barbara	69 58	223 A	San Diego	58 60	
			88 H	BYU	64 63	223 H	San Diego	56 57	244 A	Pacific	61 51	
						244 H	Pacific	68 51	277 A	Portland	56 44	
						277 H	Portland	68 56	277 A	Portland	68 56	
						312 A	Pepperdine	69 48	312 H	Pepperdine	61 40	
LAST 12 Division I GAMES:												
109 N	St. Mary's (CA)	57 60	244 H	Pacific	68 51							
30 N	South Fla.	54 63	138 H	San Francisco	74 61							
109 H	St. Mary's (CA)	58 73	63 H	Gonzaga	49 50							
244 A	Pacific	61 51	277 H	Portland	68 56							
223 A	San Diego	58 60	109 A	St. Mary's (CA)	53 55							
312 A	Pepperdine	69 48	88 A	BYU	66 72							

Non-Div I Games: UC Santa Cruz 85 39

Santa Clara

Loss, Non-Conf, S Site, H Home A Away N Neutral

Average RPI Win:	294	WON-LOST	WINNING	LAST 10	STRENGTH OF	OPP. STRENGTH	TEAM	ADJ.	CONF.	ADJ CONF.
Average RPI Loss:	185	RECORD	PCT. RANK	GAMES	SCHEDULE	OF SCHEDULE	RPI	RPI	RPI	RPI
DIV. I ONLY	10- 19	259	4- 5	277	321	297	297	32	32	
DIV. I NON-CONF.	1- 10	325	0- 0	64	67	279	279	31	31	
TOTALS	RPI 1-25	RPI 26-50	W-L RECORDS	RPI 51-100	RPI 101-150	RPI 150+				
10- 19	0- 2	0- 1	OVERALL	0- 3	0- 0	10- 13				
7- 6	0- 1	0- 0	HOME	0- 1	0- 0	7- 4				
2- 12	0- 1	0- 1	AWAY	0- 2	0- 0	2- 8				
1- 1	0- 0	0- 0	NEUTRAL	0- 0	0- 0	1- 1				
1- 10	0- 2	0- 1	NON-CONFERENCE	0- 3	0- 0	1- 4				
1- 4	0- 1	0- 0	HOME	0- 1	0- 0	1- 2				
0- 6	0- 1	0- 1	AWAY	0- 2	0- 0	0- 2				
0- 0	0- 0	0- 0	NEUTRAL	0- 0	0- 0	0- 0				
9- 9	0- 0	0- 0	CONFERENCE	0- 0	0- 0	9- 9				
6- 2	0- 0	0- 0	HOME	0- 0	0- 0	6- 2				
2- 6	0- 0	0- 0	AWAY	0- 0	0- 0	2- 6				
1- 1	0- 0	0- 0	NEUTRAL	0- 0	0- 0	1- 1				

RPI 1-25				RPI 26-50				RPI 51-100				RPI 101+ Team's RPI: 297			
RPI	S	Opponent	Score	RPI	S	Opponent	Score	RPI	S	Opponent	Score	RPI	S	Opponent	Score
3	H	South Carolina	30 70	46	A	Auburn	46 75	59	A	Iowa St.	51 74	168	A	Hampton	46 75
9	A	Washington	36 87					90	A	FGCU	40 89	168	H	Hampton	55 51
								95	H	Jacksonville	40 55	169	H	Bethune-Cookman	31 38
												169	N	Bethune-Cookman	43 53
												198	A	Seton Hall	60 74
												206	H	Alabama St.	54 39
												227	A	Howard	49 55
												250	H	Ga. Southern	45 50
												251	H	Jacksonville St.	57 64
												258	A	UMES	59 58
												271	A	Kennesaw St.	60 72
												273	A	Norfolk St.	55 61
												273	H	Norfolk St.	59 53
												278	A	N.C. A&T	54 89
												291	H	Coppin St.	47 59
												330	A	Morgan St.	43 50
												330	H	Morgan St.	66 62
												330	N	Morgan St.	59 51
												331	H	Florida A&M	56 52
												335	A	N.C. Central	51 58
												347	H	Delaware St.	64 57
												348	A	South Carolina St.	60 49
												348	H	South Carolina St.	53 45
LAST 12 Division I GAMES:															
		169	N	Bethune-Cookman	43	53		330	A	Morgan St.	43	50			
		330	N	Morgan St.	59	51		273	H	Norfolk St.	59	53			
		348	H	South Carolina St.	53	45		168	H	Hampton	55	51			
		335	A	N.C. Central	51	58		258	A	UMES	59	58			
		278	A	N.C. A&T	54	89		227	A	Howard	49	55			
		291	H	Coppin St.	47	59		347	H	Delaware St.	64	57			

Non-Div I Games: Columbia (SC) 68 52 Allen 91 48

Savannah St.

Loss, Non-Conf, S Site, H Home A Away N Neutral

Average RPI Win:	296	WON-LOST	WINNING	LAST 10	STRENGTH OF	OPP. STRENGTH	TEAM	ADJ.	CONF.	ADJ CONF.
Average RPI Loss:	144	RECORD	PCT. RANK	GAMES	SCHEDULE	OF SCHEDULE	RPI	RPI	RPI	RPI
DIV. I ONLY	14- 16	193	7- 3	244	301	217	217	29	29	
DIV. I NON-CONF.	3- 12	288	0- 0	106	240	265	265	29	29	
TOTALS	RPI 1-25	RPI 26-50	W-L RECORDS	RPI 51-100	RPI 101-150	RPI 150+				
14- 16	0- 1	0- 1	OVERALL	0- 3	0- 5	14- 6				
7- 7	0- 1	0- 0	HOME	0- 0	0- 3	7- 3				
6- 9	0- 0	0- 1	AWAY	0- 3	0- 2	6- 3				
1- 0	0- 0	0- 0	NEUTRAL	0- 0	0- 0	1- 0				
3- 12	0- 1	0- 1	NON-CONFERENCE	0- 3	0- 3	3- 4				
2- 5	0- 1	0- 0	HOME	0- 0	0- 2	2- 2				
1- 7	0- 0	0- 1	AWAY	0- 3	0- 1	1- 2				
0- 0	0- 0	0- 0	NEUTRAL	0- 0	0- 0	0- 0				
11- 4	0- 0	0- 0	CONFERENCE	0- 0	0- 2	11- 2				
5- 2	0- 0	0- 0	HOME	0- 0	0- 1	5- 1				
5- 2	0- 0	0- 0	AWAY	0- 0	0- 1	5- 1				
1- 0	0- 0	0- 0	NEUTRAL	0- 0	0- 0	1- 0				

RPI 1-25				RPI 26-50				RPI 51-100				RPI 101+ Team's RPI: 217			
RPI	S	Opponent	Score	RPI	S	Opponent	Score	RPI	S	Opponent	Score	RPI	S	Opponent	Score
9	H	Washington	64 94	48	A	Boise St.	68 73	53	A	Colorado St.	62 66	138	A	San Francisco	59 73
								74	A	Montana St.	56 75	140	A	New Mexico St.	69 73
								100	A	SMU	43 77	140	H	New Mexico St.	61 64
												149	H	Idaho	64 68
												150	H	CSUN	64 68
												186	A	UC Riverside	54 58
												202	H	Loyola Marymount	59 62
												207	H	Portland St.	71 79
												214	H	UC Santa Barbara	58 53
												223	A	San Diego	44 67
												237	A	UTRGV	67 54
												237	H	UTRGV	57 58
												246	A	Grand Canyon	77 82
												246	H	Grand Canyon	86 60
												263	A	CSU Bakersfield	63 52
												263	H	CSU Bakersfield	54 47
												298	A	UMKC	75 65
												298	H	UMKC	74 52
												310	A	Denver	75 72
												324	H	Montana	60 44
												328	A	Utah Valley	69 51
												328	H	Utah Valley	65 55
												345	A	Chicago St.	64 51
												345	H	Chicago St.	82 53
												345	N	Chicago St.	78 60
LAST 12 Division I GAMES:															
				345	N	Chicago St.	78 60	298	H	UMKC	74 52				
				328	H	Utah Valley	65 55	345	H	Chicago St.	82 53				
				140	H	New Mexico St.	61 64	328	A	Utah Valley	69 51				
				237	H	UTRGV	57 58	237	A	UTRGV	67 54				
				263	A	CSU Bakersfield	63 52	140	A	New Mexico St.	69 73				
				246	A	Grand Canyon	77 82	246	H	Grand Canyon	86 60				

Non-Div I Games:

Seattle U

■ Loss,
 ■ Non-Conf,
 ■ S Site,
 ■ Home
 ■ Away
 N Neutral

Average RPI Win:	205	WON-LOST	WINNING	LAST 10	STRENGTH OF	OPP. STRENGTH	TEAM	ADJ.	CONF.	ADJ CONF.
Average RPI Loss:	87	RECORD	PCT. RANK	GAMES	SCHEDULE	OF SCHEDULE	RPI	RPI	RPI	RPI
DIV. I ONLY	12- 19	239	2- 8	116	78	198	198	7	7	
DIV. I NON-CONF.	7- 4	114	0- 0	259	142	169	169	7	7	
TOTALS	RPI 1-25	RPI 26-50	W-L RECORDS	RPI 51-100	RPI 101-150	RPI 150+				
12- 19	0- 5	0- 2	OVERALL	2- 7	1- 1	9- 4				
10- 6	0- 2	0- 1	HOME	2- 3	1- 0	7- 0				
1- 12	0- 2	0- 1	AWAY	0- 4	0- 1	1- 4				
1- 1	0- 1	0- 0	NEUTRAL	0- 0	0- 0	1- 0				
7- 4	0- 0	0- 0	NON-CONFERENCE	1- 2	1- 1	5- 1				
6- 1	0- 0	0- 0	HOME	1- 1	1- 0	4- 0				
1- 3	0- 0	0- 0	AWAY	0- 1	0- 1	1- 1				
0- 0	0- 0	0- 0	NEUTRAL	0- 0	0- 0	0- 0				
5- 15	0- 5	0- 2	CONFERENCE	1- 5	0- 0	4- 3				
4- 5	0- 2	0- 1	HOME	1- 2	0- 0	3- 0				
0- 9	0- 2	0- 1	AWAY	0- 3	0- 0	0- 3				
1- 1	0- 1	0- 0	NEUTRAL	0- 0	0- 0	1- 0				

RPI 1-25				RPI 26-50				RPI 51-100				RPI 101+ Team's RPI: 198			
RPI	S	Opponent	Score	RPI	S	Opponent	Score	RPI	S	Opponent	Score	RPI	S	Opponent	Score
17	A	DePaul	60 86	27	A	Marquette	60 103	66	A	Villanova	52 69	106	H	Rider	89 81
17	H	DePaul	65 96	27	H	Marquette	77 83	66	H	Villanova	52 87	115	A	Princeton	67 94
17	N	DePaul	60 92					67	A	Georgetown	58 77	175	H	Boston College	71 66
24	A	Creighton	44 61					67	H	Georgetown	60 77	195	A	Providence	57 74
24	H	Creighton	60 70					69	A	St. John's (NY)	71 77	195	H	Providence	55 43
								69	H	St. John's (NY)	64 59	195	N	Providence	73 60
								72	A	Minnesota	57 90	204	A	Xavier	64 72
								84	H	UT Arlington	61 86	204	H	Xavier	71 62
								87	H	Wake Forest	70 63	226	A	Rutgers	45 53
												232	A	Marist	76 63
												260	A	Butler	58 79
												260	H	Butler	65 63
												297	H	Savannah St.	74 60
												305	H	Central Conn. St.	78 70
												336	H	LIU Brooklyn	77 59
LAST 12 Division I GAMES:															
17	N	DePaul	60 92	67	H	Georgetown	60 77								
195	N	Providence	73 60	17	A	DePaul	60 86								
69	A	St. John's (NY)	71 77	27	A	Marquette	60 103								
195	A	Providence	57 74	260	H	Butler	65 63								
24	A	Creighton	44 61	204	H	Xavier	71 62								
66	H	Villanova	52 87	24	H	Creighton	60 70								

Non-Div I Games:

Seton Hall

■ Loss,
■ Non-Conf,
■ S Site,
■ H Home
■ A Away
N Neutral

Average RPI Win: 241	WON-LOST	WINNING	LAST 10	STRENGTH OF	OPP. STRENGTH	TEAM	ADJ.	CONF.	ADJ CONF.
Average RPI Loss: 124	RECORD	PCT. RANK	GAMES	SCHEDULE	OF SCHEDULE	RPI	RPI	RPI	RPI
DIV. I ONLY	14- 16	193	6- 4	130	219	176	176	18	18
DIV. I NON-CONF.	1- 8	314	0- 0	33	200	257	257	17	17
TOTALS	RPI 1-25	RPI 26-50	W-L RECORDS	RPI 51-100	RPI 101-150	RPI 150+			
14- 16	0- 0	0- 4	OVERALL	0- 2	2- 4	12- 6			
8- 7	0- 0	0- 2	HOME	0- 1	1- 2	7- 2			
6- 9	0- 0	0- 2	AWAY	0- 1	1- 2	5- 4			
0- 0	0- 0	0- 0	NEUTRAL	0- 0	0- 0	0- 0			
1- 8	0- 0	0- 2	NON-CONFERENCE	0- 2	0- 1	1- 3			
1- 3	0- 0	0- 1	HOME	0- 1	0- 0	1- 1			
0- 5	0- 0	0- 1	AWAY	0- 1	0- 1	0- 2			
0- 0	0- 0	0- 0	NEUTRAL	0- 0	0- 0	0- 0			
13- 8	0- 0	0- 2	CONFERENCE	0- 0	2- 3	11- 3			
7- 4	0- 0	0- 1	HOME	0- 0	1- 2	6- 1			
6- 4	0- 0	0- 1	AWAY	0- 0	1- 1	5- 2			
0- 0	0- 0	0- 0	NEUTRAL	0- 0	0- 0	0- 0			

RPI 1-25				RPI 26-50				RPI 51-100				RPI 101+				Team's RPI: 176	
RPI	S	Opponent	Score	RPI	S	Opponent	Score	RPI	S	Opponent	Score	RPI	S	Opponent	Score		
				31	A	Syracuse	65 102	76	H	New Hampshire	67 77	106	A	Rider	70 72		
				33	A	Quinnipiac	47 73	90	A	FGCU	42 66	106	H	Rider	61 62		
				33	H	Quinnipiac	60 76					114	A	Albany (NY)	86 88		
				43	H	Harvard	58 65					147	A	Iona	58 46		
												147	H	Iona	47 67		
												147	H	Iona	57 53		
												152	A	Northeastern	50 61		
												165	A	Fairfield	57 61		
												165	H	Fairfield	67 52		
												181	H	Hartford	76 80		
												197	A	Sacred Heart	58 62		
												219	A	Monmouth	91 86		
												219	H	Monmouth	85 76		
												232	A	Marist	69 68		
												232	H	Marist	59 70		
												253	A	Canisius	77 67		
												253	H	Canisius	67 42		
												265	A	Niagara	70 68		
												265	H	Niagara	71 53		
												274	H	Colgate	71 63		
												279	A	Manhattan	66 68		
												279	H	Manhattan	67 62		
												327	A	Saint Peter's	76 60		
												327	H	Saint Peter's	80 55		
LAST 12 Division I GAMES:																	
				147	H	Iona	47 67	279	H	Manhattan	67 62						
				147	H	Iona	57 53	106	A	Rider	70 72						
				327	A	Saint Peter's	76 60	232	H	Marist	59 70						
				253	A	Canisius	77 67	219	A	Monmouth	91 86						
				265	A	Niagara	70 68	253	H	Canisius	67 42						
				33	H	Quinnipiac	60 76	232	A	Marist	69 68						

Non-Div I Games:

Siena

Average RPI Win:	264	WON-LOST	WINNING	LAST 10	STRENGTH OF	OPP. STRENGTH	TEAM	ADJ.	CONF.	ADJ CONF.
Average RPI Loss:	141	RECORD	PCT. RANK	GAMES	SCHEDULE	OF SCHEDULE	RPI	RPI	RPI	RPI
DIV. I ONLY	9- 19	270	4- 6	143	239	243	243	21	21	
DIV. I NON-CONF.	3- 6	230	0- 0	93	207	191	191	19	19	
TOTALS	RPI 1-25	RPI 26-50	W-L RECORDS	RPI 51-100	RPI 101-150	RPI 150+				
9- 19	0- 0	0- 3	OVERALL	0- 5	0- 3	9- 8				
3- 9	0- 0	0- 2	HOME	0- 1	0- 2	3- 4				
4- 9	0- 0	0- 1	AWAY	0- 3	0- 1	4- 4				
2- 1	0- 0	0- 0	NEUTRAL	0- 1	0- 0	2- 0				
3- 6	0- 0	0- 1	NON-CONFERENCE	0- 3	0- 1	3- 1				
1- 2	0- 0	0- 1	HOME	0- 0	0- 1	1- 0				
1- 3	0- 0	0- 0	AWAY	0- 2	0- 0	1- 1				
1- 1	0- 0	0- 0	NEUTRAL	0- 1	0- 0	1- 0				
6- 13	0- 0	0- 2	CONFERENCE	0- 2	0- 2	6- 7				
2- 7	0- 0	0- 1	HOME	0- 1	0- 1	2- 4				
3- 6	0- 0	0- 1	AWAY	0- 1	0- 1	3- 3				
1- 0	0- 0	0- 0	NEUTRAL	0- 0	0- 0	1- 0				

RPI S	Opponent	Score	RPI S	Opponent	Score	RPI S	Opponent	Score	RPI S	Opponent	Score	Team's RPI: 243
38	H North Carolina St.	31 74	82	N Florida	33 85	116	H Southern Miss.	48 57				
45	A Little Rock	54 71	84	A UT Arlington	41 53	123	A Troy	71 75				
45	H Little Rock	44 50	84	H UT Arlington	49 73	123	H Troy	57 73				
			94	A UCF	58 70	158	A Louisiana	38 62				
			95	A Jacksonville	55 62	164	A Texas St.	39 55				
						164	H Texas St.	44 57				
						189	A UAB	41 66				
						215	H Appalachian St.	54 41				
						221	A New Orleans	65 62				
						222	H Southern U.	55 48				
						250	A Ga. Southern	55 46				
						250	H Ga. Southern	45 53				
						254	H Coastal Caro.	45 61				
						261	A Georgia St.	77 47				
						261	H Georgia St.	45 55				
						261	N Georgia St.	49 44				
						295	N North Florida	62 55				
						318	A Arkansas St.	53 56				
						318	H Arkansas St.	71 49				
						332	A La.-Monroe	74 44				
LAST 12 Division I GAMES:												
261	N Georgia St.	49 44	254	H Coastal Caro.	45 61							
318	H Arkansas St.	71 49	332	A La.-Monroe	74 44							
45	H Little Rock	44 50	158	A Louisiana	38 62							
84	A UT Arlington	41 53	123	A Troy	71 75							
164	A Texas St.	39 55	250	H Ga. Southern	45 53							
215	H Appalachian St.	54 41	261	H Georgia St.	45 55							

Non-Div I Games: Spring Hill 38 33 William Carey 62 39

South Ala.

Through Games of March 9, 1917									
Average RPI Win: 83	WON-LOST	WINNING	LAST 10	STRENGTH OF	OPP. STRENGTH	TEAM	ADJ.	CONF.	ADJ CONF.
Average RPI Loss: 13	RECORD	PCT. RANK	GAMES	SCHEDULE	OF SCHEDULE	RPI	RPI	RPI	RPI
DIV. I ONLY	27- 4	7	8- 2	4	1	3	3	2	2
DIV. I NON-CONF.	10- 2	32	0- 1	11	2	3	3	2	2
TOTALS	RPI 1-25	RPI 26-50	W-L RECORDS	RPI 51-100	RPI 101-150	RPI 150+			
27- 4	10- 4	3- 0	OVERALL	5- 0	5- 0	4- 0			
13- 1	3- 1	1- 0	HOME	2- 0	5- 0	2- 0			
10- 3	4- 3	2- 0	AWAY	2- 0	0- 0	2- 0			
4- 0	3- 0	0- 0	NEUTRAL	1- 0	0- 0	0- 0			
10- 2	4- 2	0- 0	NON-CONFERENCE	1- 0	2- 0	3- 0			
6- 0	1- 0	0- 0	HOME	1- 0	2- 0	2- 0			
3- 2	2- 2	0- 0	AWAY	0- 0	0- 0	1- 0			
1- 0	1- 0	0- 0	NEUTRAL	0- 0	0- 0	0- 0			
17- 2	6- 2	3- 0	CONFERENCE	4- 0	3- 0	1- 0			
7- 1	2- 1	1- 0	HOME	1- 0	3- 0	0- 0			
7- 1	2- 1	2- 0	AWAY	2- 0	0- 0	1- 0			
3- 0	2- 0	0- 0	NEUTRAL	1- 0	0- 0	0- 0			

RPI	S	Opponent	Score	RPI	S	Opponent	Score	RPI	S	Opponent	Score	RPI	S	Opponent	Score
1	A	UConn	55 66	36	A	LSU	84 61	72	H	Minnesota	98 58	111	H	Vanderbilt	82 51
5	H	Mississippi St.	64 61	46	A	Auburn	73 47	82	A	Florida	81 62	113	H	Clemson	83 61
5	N	Mississippi St.	59 49	46	H	Auburn	60 41	86	A	Georgia	62 44	117	H	Ole Miss	65 46
8	A	Duke	63 74					86	H	Georgia	66 63	124	H	Maine	79 42
10	H	UCLA	66 57					86	N	Georgia	72 48	133	H	Alabama	93 45
11	N	Louisville	83 59									168	H	Hampton	92 38
13	A	Texas	76 67									173	A	Arkansas	79 49
14	A	Kentucky	75 63									297	A	Savannah St.	70 30
14	H	Kentucky	95 87									327	H	Saint Peter's	93 38
14	N	Kentucky	89 77												
20	H	Tennessee	74 76												
22	A	Texas A&M	80 64												
23	A	Missouri	60 62												
25	A	Ohio St.	92 80												
LAST 12 Division I GAMES:															
		5 N Mississippi St.	59 49			111 H Vanderbilt	82 51								
		14 N Kentucky	89 77			1 A UConn	55 66								
		86 N Georgia	72 48			46 H Auburn	60 41								
		14 H Kentucky	95 87			173 A Arkansas	79 49								
		22 A Texas A&M	80 64			14 A Kentucky	75 63								
		23 A Missouri	60 62			20 H Tennessee	74 76								

Non-Div I Games:

South Carolina

Average RPI Win:	310	WON-LOST	WINNING	LAST 10	STRENGTH OF	OPP. STRENGTH	TEAM	ADJ.	CONF.	ADJ CONF.
Average RPI Loss:	248	RECORD	PCT. RANK	GAMES	SCHEDULE	OF SCHEDULE	RPI	RPI	RPI	RPI
DIV. I ONLY	3- 23	337	0- 10	348	333	348	348	32	32	
DIV. I NON-CONF.	1- 8	314	0- 0	336	233	345	345	31	31	
TOTALS	RPI 1-25	RPI 26-50	W-L RECORDS	RPI 51-100	RPI 101-150	RPI 150+				
3- 23	0- 0	0- 0	OVERALL	0- 1	0- 2	3- 20				
1- 8	0- 0	0- 0	HOME	0- 0	0- 0	1- 8				
2- 13	0- 0	0- 0	AWAY	0- 1	0- 2	2- 10				
0- 2	0- 0	0- 0	NEUTRAL	0- 0	0- 0	0- 2				
1- 8	0- 0	0- 0	NON-CONFERENCE	0- 1	0- 2	1- 5				
0- 1	0- 0	0- 0	HOME	0- 0	0- 0	0- 1				
1- 6	0- 0	0- 0	AWAY	0- 1	0- 2	1- 3				
0- 1	0- 0	0- 0	NEUTRAL	0- 0	0- 0	0- 1				
2- 15	0- 0	0- 0	CONFERENCE	0- 0	0- 0	2- 15				
1- 7	0- 0	0- 0	HOME	0- 0	0- 0	1- 7				
1- 7	0- 0	0- 0	AWAY	0- 0	0- 0	1- 7				
0- 1	0- 0	0- 0	NEUTRAL	0- 0	0- 0	0- 1				

RPI S	Opponent	Score	RPI S	Opponent	Score	RPI S	Opponent	Score	RPI S	Opponent	Score	Team's RPI: 348
						86 A	Georgia	50 64	113 A	Clemson	36 56	
									118 A	North Carolina	49 82	
									168 A	Hampton	46 80	
									168 H	Hampton	50 51	
									169 H	Bethune-Cookman	34 64	
									227 A	Howard	57 75	
									239 A	Wofford	65 66	
									250 A	Ga. Southern	58 74	
									254 N	Coastal Caro.	54 63	
									255 A	Charleston So.	62 67	
									258 A	UMES	67 60	
									273 A	Norfolk St.	68 83	
									273 H	Norfolk St.	53 68	
									278 A	N.C. A&T	54 66	
									291 A	Coppin St.	54 70	
									291 H	Coppin St.	63 66	
									297 A	Savannah St.	45 53	
									297 H	Savannah St.	49 60	
									315 H	USC Upstate	67 73	
									330 H	Morgan St.	50 46	
									331 H	Florida A&M	61 81	
									331 N	Florida A&M	61 65	
									335 A	N.C. Central	41 52	
									342 A	Winthrop	63 55	
									347 H	Delaware St.	70 72	
LAST 12 Division I GAMES:												

Non-Div I Games: St. Andrews 72 35 Morris 85 57

South Carolina St.

Loss, Non-Conf, S Site, H Home A Away N Neutral

South Dakota

Through Games Of March 8, 2017

Average RPI Win:	191	WON-LOST	WINNING	LAST 10	STRENGTH OF	OPP. STRENGTH	TEAM	ADJ.	CONF.	ADJ CONF.
Average RPI Loss:	118	RECORD	PCT. RANK	GAMES	SCHEDULE	OF SCHEDULE	RPI	RPI	RPI	RPI
DIV. I ONLY	20- 8	61	5- 5	183	127	77	77	11	11	
DIV. I NON-CONF.	9- 2	37	0- 0	160	166	41	41	10	10	
TOTALS	RPI 1-25	RPI 26-50	W-L RECORDS	RPI 51-100	RPI 101-150	RPI 150+				
20- 8	0- 0	1- 1	OVERALL	3- 4	3- 1	13- 2				
10- 1	0- 0	1- 0	HOME	2- 1	1- 0	6- 0				
7- 6	0- 0	0- 1	AWAY	0- 3	2- 0	5- 2				
3- 1	0- 0	0- 0	NEUTRAL	1- 0	0- 1	2- 0				
9- 2	0- 0	0- 0	NON-CONFERENCE	2- 1	1- 0	6- 1				
3- 0	0- 0	0- 0	HOME	1- 0	0- 0	2- 0				
3- 2	0- 0	0- 0	AWAY	0- 1	1- 0	2- 1				
3- 0	0- 0	0- 0	NEUTRAL	1- 0	0- 0	2- 0				
11- 6	0- 0	1- 1	CONFERENCE	1- 3	2- 1	7- 1				
7- 1	0- 0	1- 0	HOME	1- 1	1- 0	4- 0				
4- 4	0- 0	0- 1	AWAY	0- 2	1- 0	3- 1				
0- 1	0- 0	0- 0	NEUTRAL	0- 0	0- 1	0- 0				

RPI S	Opponent	Score	RPI S	Opponent	Score	RPI S	Opponent	Score	RPI S	Opponent	Score
37	A South Dakota St.	58 70	37	H South Dakota St.	65 62	61	A Western Ill.	75 81	142	A Tulsa	71 68
						61	H Western Ill.	78 86	148	A Omaha	60 52
						62	A IUPUI	42 63	148	H Omaha	91 56
						62	H IUPUI	75 62	148	N Omaha	58 64
						81	N Northern Ill.	97 83	161	A Oral Roberts	69 47
						98	A Wyoming	62 69	161	H Oral Roberts	79 50
						99	H SFA	80 74	172	N Southern Ill.	68 57
									173	A Arkansas	67 70
									186	A UC Riverside	61 55
									200	H San Jose St.	84 69
									203	N SIUE	75 68
									208	H Illinois	77 68
									263	A CSU Bakersfield	75 60
									304	A North Dakota St.	73 83
									304	H North Dakota St.	80 48
									310	A Denver	53 44
									310	H Denver	70 64
									316	A Fort Wayne	82 55
									316	H Fort Wayne	87 59
LAST 12 Division I GAMES:											
148	N Omaha	58 64	37	A South Dakota St.	58 70	310	A Denver	53 44			
61	A Western Ill.	75 81	61	H Western Ill.	78 86	304	H North Dakota St.	80 48			
62	A IUPUI	42 63	316	H Fort Wayne	87 59	148	A Omaha	60 52			
148	H Omaha	91 56									
161	H Oral Roberts	79 50									
316	A Fort Wayne	82 55									

Non-Div I Games: Concordia-St. Paul 83 58 Northwestern (IA) 100 57

South Dakota

Loss, Non-Conf, S Site, H Home A Away N Neutral

Average RPI Win:	182	WON-LOST	WINNING	LAST 10	STRENGTH OF	OPP. STRENGTH	TEAM	ADJ.	CONF.	ADJ CONF.
Average RPI Loss:	58	RECORD	PCT. RANK	GAMES	SCHEDULE	OF SCHEDULE	RPI	RPI	RPI	RPI
DIV. I ONLY	22- 8	50	6- 4	74	106	37	37	11	11	
DIV. I NON-CONF.	9- 3	63	0- 0	24	40	12	12	10	10	
TOTALS	RPI 1-25	RPI 26-50	W-L RECORDS	RPI 51-100	RPI 101-150	RPI 150+				
22- 8	1- 2	1- 1	OVERALL	5- 4	2- 1	13- 0				
12- 1	1- 0	0- 1	HOME	4- 0	1- 0	6- 0				
8- 6	0- 2	1- 0	AWAY	1- 3	1- 1	5- 0				
2- 1	0- 0	0- 0	NEUTRAL	0- 1	0- 0	2- 0				
9- 3	1- 2	1- 1	NON-CONFERENCE	2- 0	1- 0	4- 0				
4- 1	1- 0	0- 1	HOME	1- 0	0- 0	2- 0				
4- 2	0- 2	1- 0	AWAY	1- 0	1- 0	1- 0				
1- 0	0- 0	0- 0	NEUTRAL	0- 0	0- 0	1- 0				
13- 5	0- 0	0- 0	CONFERENCE	3- 4	1- 1	9- 0				
8- 0	0- 0	0- 0	HOME	3- 0	1- 0	4- 0				
4- 4	0- 0	0- 0	AWAY	0- 3	0- 1	4- 0				
1- 1	0- 0	0- 0	NEUTRAL	0- 1	0- 0	1- 0				

RPI 1-25				RPI 26-50				Team's RPI: 37				RPI 51-100				RPI 101+			
RPI	S	Opponent	Score	RPI	S	Opponent	Score	RPI	S	Opponent	Score	RPI	S	Opponent	Score	RPI	S	Opponent	Score
11	A	Louisville	30 83	26	H	Green Bay	43 67	52	H	George Washington	60 55	129	A	North Dakota	83 72				
19	A	Oklahoma	60 74	50	A	UNI	61 50	61	A	Western Ill.	77 83	148	A	Omaha	82 83				
24	H	Creighton	63 56					61	H	Western Ill.	73 58	148	H	Omaha	76 64				
								62	A	IUPUI	59 64	161	A	Oral Roberts	78 57				
								62	H	IUPUI	68 49	161	H	Oral Roberts	82 35				
								62	N	IUPUI	61 65	161	N	Oral Roberts	65 50				
								64	A	Iowa	66 64	179	A	Wichita St.	78 58				
								77	A	South Dakota	62 65	203	H	SIUE	82 49				
								77	H	South Dakota	70 58	286	H	Ark.-Pine Bluff	103 45				
												304	A	North Dakota St.	69 66				
												304	H	North Dakota St.	70 44				
												310	A	Denver	72 63				
												310	H	Denver	78 54				
												316	A	Fort Wayne	76 59				
												316	H	Fort Wayne	73 51				
												324	N	Montana	84 43				
LAST 12 Division I GAMES:																			
		62	N	IUPUI		61	65			161	H	Oral Roberts		82	35				
		161	N	Oral Roberts		65	50			77	H	South Dakota		70	58				
		310	H	Denver		78	54			304	H	North Dakota St.		70	44				
		316	A	Fort Wayne		76	59			148	A	Omaha		82	83				
		61	A	Western Ill.		77	83			61	H	Western Ill.		73	58				
		62	A	IUPUI		59	64			310	A	Denver		72	63				

Non-Div I Games:

South Dakota St.

Average RPI Win: 151		WON-LOST	WINNING	LAST 10	STRENGTH OF		OPP. STRENGTH	TEAM	ADJ.	CONF.	ADJ CONF.
Average RPI Loss: 52		RECORD	PCT. RANK	GAMES	SCHEDULE		OF SCHEDULE	RPI	RPI	RPI	RPI
DIV. I ONLY		24- 8	38	6- 4	50		54	30	30	5	5
DIV. I NON-CONF.		11- 2	23	0- 0	147		140	55	55	5	5
TOTALS		RPI 1-25	RPI 26-50		W-L RECORDS		RPI 51-100	RPI 101-150		RPI 150+	
24- 8	2- 5	0- 0		OVERALL		6- 1	5- 1		11- 1		
10- 4	0- 3	0- 0		HOME		2- 1	2- 0		6- 0		
8- 2	1- 1	0- 0		AWAY		2- 0	1- 0		4- 1		
6- 2	1- 1	0- 0		NEUTRAL		2- 0	2- 1		1- 0		
11- 2	0- 1	0- 0		NON-CONFERENCE		2- 0	3- 1		6- 0		
5- 1	0- 1	0- 0		HOME		1- 0	1- 0		3- 0		
2- 0	0- 0	0- 0		AWAY		0- 0	0- 0		2- 0		
4- 1	0- 0	0- 0		NEUTRAL		1- 0	2- 1		1- 0		
13- 6	2- 4	0- 0		CONFERENCE		4- 1	2- 0		5- 1		
5- 3	0- 2	0- 0		HOME		1- 1	1- 0		3- 0		
6- 2	1- 1	0- 0		AWAY		2- 0	1- 0		2- 1		
2- 1	1- 1	0- 0		NEUTRAL		1- 0	0- 0		0- 0		

RPI S	Opponent	Score	RPI S	Opponent	Score	Team's RPI: 30	RPI S	Opponent	Score	RPI S	Opponent	Score
1	A UConn	37 102					75	A Tulane	62 53	101	H Stetson	74 60
1	H UConn	68 96					75	H Tulane	66 56	104	N UNLV	77 42
1	N UConn	44 100					86	N Georgia	81 65	118	N North Carolina	83 55
11	H Louisville	52 66					94	H UCF	62 66	121	N Long Beach St.	68 73
18	A Temple	55 51					95	H Jacksonville	64 52	142	A Tulsa	90 64
18	H Temple	71 77					100	A SMU	52 51	142	H Tulsa	84 68
18	N Temple	63 58					100	N SMU	62 55	163	N Santa Clara	63 54
										166	A Memphis	57 62
										166	H Memphis	79 49
										170	A East Carolina	76 66
										170	H East Carolina	79 48
										174	A Houston	79 50
										180	H Cincinnati	72 52
										242	H Saint Francis (PA)	129 80
										260	A Butler	74 59
										295	H North Florida	78 42
										308	H FIU	91 41
										318	A Arkansas St.	78 59
LAST 12 Division I GAMES:												
1	N UConn	44 100	18	H Temple	71 77							
18	N Temple	63 58	94	H UCF	62 66							
100	N SMU	62 55	75	H Tulane	66 56							
1	H UConn	68 96	170	A East Carolina	76 66							
142	A Tulsa	90 64	166	A Memphis	57 62							
174	A Houston	79 50	180	H Cincinnati	72 52							

Non-Div I Games:

South Fla.

■ Loss,
 ■ Non-Conf,
 ■ S Site,
 ■ Home
 ■ Away
 N Neutral

Average RPI Win:	268	WON-LOST	WINNING	LAST 10	STRENGTH OF	OPP. STRENGTH	TEAM	ADJ.	CONF.	ADJ CONF.
Average RPI Loss:	184	RECORD	PCT. RANK	GAMES	SCHEDULE	OF SCHEDULE	RPI	RPI	RPI	RPI
DIV. I ONLY	11- 17	234	5- 5	276	294	267	267	26	26	
DIV. I NON-CONF.	4- 7	224	0- 0	260	308	285	285	26	26	
TOTALS	RPI 1-25	RPI 26-50	W-L RECORDS	RPI 51-100	RPI 101-150	RPI 150+				
11- 17	0- 0	0- 0	OVERALL	0- 4	0- 0	11- 13				
4- 9	0- 0	0- 0	HOME	0- 2	0- 0	4- 7				
6- 6	0- 0	0- 0	AWAY	0- 1	0- 0	6- 5				
1- 2	0- 0	0- 0	NEUTRAL	0- 1	0- 0	1- 1				
4- 7	0- 0	0- 0	NON-CONFERENCE	0- 2	0- 0	4- 5				
2- 3	0- 0	0- 0	HOME	0- 2	0- 0	2- 1				
1- 3	0- 0	0- 0	AWAY	0- 0	0- 0	1- 3				
1- 1	0- 0	0- 0	NEUTRAL	0- 0	0- 0	1- 1				
7- 10	0- 0	0- 0	CONFERENCE	0- 2	0- 0	7- 8				
2- 6	0- 0	0- 0	HOME	0- 0	0- 0	2- 6				
5- 3	0- 0	0- 0	AWAY	0- 1	0- 0	5- 2				
0- 1	0- 0	0- 0	NEUTRAL	0- 1	0- 0	0- 0				

RPI S	Opponent	Score	RPI S	Opponent	Score	RPI S	Opponent	Score	RPI S	Opponent	Score	Team's RPI: 267
						58	A Belmont	77 89	158	N Louisiana	78 82	
						58	N Belmont	59 74	166	A Memphis	63 65	
						61	H Western Ill.	87 100	172	A Southern Ill.	70 77	
						93	H Saint Louis	50 89	177	H Morehead St.	72 82	
									180	H Cincinnati	75 83	
									203	A SIUE	69 70	
									203	H SIUE	78 74	
									204	A Xavier	48 54	
									220	A UT Martin	82 79	
									220	H UT Martin	73 82	
									241	A Evansville	76 74	
									251	A Jacksonville St.	65 58	
									252	A Tennessee St.	75 67	
									262	A Austin Peay	74 84	
									262	H Austin Peay	64 74	
									264	A Murray St.	80 67	
									264	H Murray St.	79 70	
									270	H Eastern Ky.	63 74	
									281	H Tennessee Tech	63 74	
									299	H Lipscomb	79 63	
									301	A Eastern Ill.	107 65	
									301	H Eastern Ill.	62 71	
									307	N Alcorn	68 50	
									349	H Alabama A&M	75 47	
LAST 12 Division I GAMES:												
			58	N Belmont	59 74	177	H Morehead St.	72 82				
			262	H Austin Peay	64 74	251	A Jacksonville St.	65 58				
			264	A Murray St.	80 67	262	A Austin Peay	74 84				
			220	H UT Martin	73 82	264	H Murray St.	79 70				
			301	A Eastern Ill.	107 65	301	H Eastern Ill.	62 71				
			203	H SIUE	78 74	203	A SIUE	69 70				

Non-Div I Games: Hannibal-La Grange 99 52 Stephens College 107 59

Southeast Mo. St.

■ Loss,
 ■ Non-Conf, S Site,
 ■ Home
 ■ Away
 N Neutral

Average RPI Win:	256	WON-LOST	WINNING	LAST 10	STRENGTH OF	OPP. STRENGTH	TEAM	ADJ.	CONF.	ADJ CONF.
Average RPI Loss:	197	RECORD	PCT. RANK	GAMES	SCHEDULE	OF SCHEDULE	RPI	RPI	RPI	RPI
DIV. I ONLY	4- 24	330	1- 9	225	299	329	329	27	27	
DIV. I NON-CONF.	1- 9	323	0- 0	68	209	281	281	27	27	
TOTALS	RPI 1-25	RPI 26-50	W-L RECORDS	RPI 51-100	RPI 101-150	RPI 150+				
4- 24	0- 1	0- 0	OVERALL	0- 5	0- 4	4- 14				
3- 8	0- 0	0- 0	HOME	0- 2	0- 1	3- 5				
1- 16	0- 1	0- 0	AWAY	0- 3	0- 3	1- 9				
0- 0	0- 0	0- 0	NEUTRAL	0- 0	0- 0	0- 0				
1- 9	0- 1	0- 0	NON-CONFERENCE	0- 2	0- 2	1- 4				
1- 1	0- 0	0- 0	HOME	0- 0	0- 0	1- 1				
0- 8	0- 1	0- 0	AWAY	0- 2	0- 2	0- 3				
0- 0	0- 0	0- 0	NEUTRAL	0- 0	0- 0	0- 0				
3- 15	0- 0	0- 0	CONFERENCE	0- 3	0- 2	3- 10				
2- 7	0- 0	0- 0	HOME	0- 2	0- 1	2- 4				
1- 8	0- 0	0- 0	AWAY	0- 1	0- 1	1- 6				
0- 0	0- 0	0- 0	NEUTRAL	0- 0	0- 0	0- 0				

RPI 1-25				RPI 26-50				RPI 51-100				RPI 101+ Team's RPI: 329			
RPI	S	Opponent	Score	RPI	S	Opponent	Score	RPI	S	Opponent	Score	RPI	S	Opponent	Score
7	A	Baylor	38 109					53	A	Colorado St.	31 77	107	H	Abilene Christian	57 82
								82	A	Florida	51 102	108	A	Colorado	54 112
								97	A	Central Ark.	55 77	117	A	Ole Miss	31 81
								97	H	Central Ark.	64 78	132	A	Lamar University	68 86
								99	H	SFA	62 92	158	A	Louisiana	77 86
												169	H	Bethune-Cookman	75 63
												174	A	Houston	80 83
												205	H	Grambling	71 87
												221	A	New Orleans	87 102
												221	H	New Orleans	85 70
												284	A	A&M-Corpus Christi	61 77
												284	H	A&M-Corpus Christi	53 69
												287	H	McNeese	83 86
												289	A	Nicholls St.	57 92
												289	H	Nicholls St.	60 76
												294	A	Northwestern St.	71 89
												294	H	Northwestern St.	69 58
												333	A	Incarnate Word	56 96
												333	H	Incarnate Word	76 85
												334	A	Jackson St.	66 83
												338	A	Houston Baptist	87 71
												340	A	Sam Houston St.	61 68
LAST 12 Division I GAMES:															
221	A	New Orleans	87 102	284	H	A&M-Corpus Christi	53 69								
289	A	Nicholls St.	57 92	97	A	Central Ark.	55 77								
97	H	Central Ark.	64 78	289	H	Nicholls St.	60 76								
99	H	SFA	62 92	340	A	Sam Houston St.	61 68								
294	A	Northwestern St.	71 89	294	H	Northwestern St.	69 58								
221	H	New Orleans	85 70	333	A	Incarnate Word	56 96								

Non-Div I Games: Mobile 67 52

Southeastern La.

■ Loss,
 ■ Non-Conf, S Site,
 ■ Home
 ■ Away
 N Neutral

Average RPI Win:	157	WON-LOST	WINNING	LAST 10	STRENGTH OF	OPP. STRENGTH	TEAM	ADJ.	CONF.	ADJ CONF.
Average RPI Loss:	43	RECORD	PCT. RANK	GAMES	SCHEDULE	OF SCHEDULE	RPI	RPI	RPI	RPI
DIV. I ONLY	14- 16	193	3- 7	36	18	89	89	1	1	
DIV. I NON-CONF.	9- 2	37	0- 0	153	176	56	56	1	1	
<hr/>										
TOTALS	RPI 1-25	RPI 26-50	W-L RECORDS	RPI 51-100	RPI 101-150	RPI 150+				
14- 16	2- 7	1- 3	OVERALL	0- 3	4- 3	7- 0				
8- 6	0- 4	1- 1	HOME	0- 1	4- 0	3- 0				
4- 9	2- 3	0- 2	AWAY	0- 1	0- 3	2- 0				
2- 1	0- 0	0- 0	NEUTRAL	0- 1	0- 0	2- 0				
9- 2	1- 1	0- 0	NON-CONFERENCE	0- 0	1- 1	7- 0				
4- 1	0- 1	0- 0	HOME	0- 0	1- 0	3- 0				
3- 1	1- 0	0- 0	AWAY	0- 0	0- 1	2- 0				
2- 0	0- 0	0- 0	NEUTRAL	0- 0	0- 0	2- 0				
5- 14	1- 6	1- 3	CONFERENCE	0- 3	3- 2	0- 0				
4- 5	0- 3	1- 1	HOME	0- 1	3- 0	0- 0				
1- 8	1- 3	0- 2	AWAY	0- 1	0- 2	0- 0				
0- 1	0- 0	0- 0	NEUTRAL	0- 1	0- 0	0- 0				

RPI 1-25				RPI 26-50				RPI 51-100				Team's RPI: 89	RPI 101+			
RPI	S	Opponent	Score	RPI	S	Opponent	Score	RPI	S	Opponent	Score		RPI	S	Opponent	Score
4	A	Oregon St.	70 50	34	A	Arizona St.	62 69	54	A	California	56 63		102	A	Washington St.	57 74
4	H	Oregon St.	60 74	34	H	Arizona St.	65 50	54	N	California	58 71		102	H	Washington St.	80 64
5	H	Mississippi St.	72 76	35	A	Oregon	50 73	78	H	Utah	53 58		104	A	UNLV	66 77
6	A	Stanford	42 58	35	H	Oregon	53 59						108	H	Colorado	79 54
9	A	Washington	67 77										121	H	Long Beach St.	82 74
9	H	Washington	74 87										131	A	Arizona	62 67
10	A	UCLA	67 71										131	H	Arizona	58 54
10	H	UCLA	59 74										154	N	Missouri St.	89 67
22	A	Texas A&M	66 62										186	H	UC Riverside	67 49
													205	H	Grambling	75 64
													240	H	Hawaii	76 44
													277	N	Portland	67 54
													285	A	Sacramento St.	111 95
													326	A	UC Irvine	83 45
<hr/>																
LAST 12 Division I GAMES:																
				54	N	California	58 71	4	A	Oregon St.	70 50					
				131	A	Arizona	62 67	54	A	California	56 63					
				34	A	Arizona St.	62 69	6	A	Stanford	42 58					
				9	H	Washington	74 87	34	H	Arizona St.	65 50					
				102	H	Washington St.	80 64	131	H	Arizona	58 54					
				35	A	Oregon	50 73	10	A	UCLA	67 71					

Non-Div I Games:

Southern California

■ Loss,
 ■ Non-Conf,
 ■ S Site,
 ■ Home
 ■ A Away
 N Neutral

Average RPI Win: 229	WON-LOST	WINNING	LAST 10	STRENGTH OF	OPP. STRENGTH	TEAM	ADJ.	CONF.	ADJ CONF.
Average RPI Loss: 141	RECORD	PCT. RANK	GAMES	SCHEDULE	OF SCHEDULE	RPI	RPI	RPI	RPI
DIV. I ONLY	15- 13	154	7- 3	210	182	172	172	16	16
DIV. I NON-CONF.	5- 5	165	0- 0	168	198	160	160	14	14
TOTALS	RPI 1-25	RPI 26-50	W-L RECORDS	RPI 51-100	RPI 101-150	RPI 150+			
15- 13	0- 1	1- 3	OVERALL	1- 1	0- 0	13- 8			
8- 5	0- 0	1- 1	HOME	0- 0	0- 0	7- 4			
7- 7	0- 1	0- 2	AWAY	1- 0	0- 0	6- 4			
0- 1	0- 0	0- 0	NEUTRAL	0- 1	0- 0	0- 0			
5- 5	0- 1	0- 0	NON-CONFERENCE	1- 1	0- 0	4- 3			
3- 1	0- 0	0- 0	HOME	0- 0	0- 0	3- 1			
2- 3	0- 1	0- 0	AWAY	1- 0	0- 0	1- 2			
0- 1	0- 0	0- 0	NEUTRAL	0- 1	0- 0	0- 0			
10- 8	0- 0	1- 3	CONFERENCE	0- 0	0- 0	9- 5			
5- 4	0- 0	1- 1	HOME	0- 0	0- 0	4- 3			
5- 4	0- 0	0- 2	AWAY	0- 0	0- 0	5- 2			
0- 0	0- 0	0- 0	NEUTRAL	0- 0	0- 0	0- 0			

RPI 1-25				RPI 26-50				RPI 51-100				RPI 101+ Team's RPI: 172			
RPI	S	Opponent	Score	RPI	S	Opponent	Score	RPI	S	Opponent	Score	RPI	S	Opponent	Score
19	A	Oklahoma	48 80	28	A	Drake	59 75	57	A	Purdue	64 61	154	A	Missouri St.	59 73
				28	H	Drake	60 71	77	N	South Dakota	57 68	154	H	Missouri St.	60 78
				50	A	UNI	49 79					166	H	Memphis	69 61
				50	H	UNI	64 59					179	A	Wichita St.	61 58
												179	H	Wichita St.	77 54
												189	H	UAB	49 64
												203	A	SIUE	59 60
												220	A	UT Martin	68 76
												231	A	Bradley	66 57
												231	H	Bradley	69 63
												234	A	Indiana St.	70 66
												234	H	Indiana St.	53 68
												241	A	Evansville	60 63
												241	H	Evansville	61 74
												264	H	Murray St.	70 63
												267	H	Southeast Mo. St.	77 70
												298	A	UMKC	77 69
												314	A	Illinois St.	63 56
												314	H	Illinois St.	57 48
												323	A	Loyola Chicago	71 46
												323	H	Loyola Chicago	73 57
LAST 12 Division I GAMES:															
323	A	Loyola Chicago	71 46	154	A	Missouri St.	59 73								
234	A	Indiana St.	70 66	50	H	UNI	64 59								
231	H	Bradley	69 63	28	H	Drake	60 71								
314	H	Illinois St.	57 48	314	A	Illinois St.	63 56								
241	H	Evansville	61 74	231	A	Bradley	66 57								
179	A	Wichita St.	61 58	241	A	Evansville	60 63								

Non-Div I Games: Brescia 104 35

Southern Ill.

■ Loss,
 ■ Non-Conf,
 ■ S Site,
 ■ Home
 ■ A Away
 N Neutral

Average RPI Win:	220	WON-LOST	WINNING	LAST 10	STRENGTH OF	OPP. STRENGTH	TEAM	ADJ.	CONF.	ADJ CONF.
Average RPI Loss:	118	RECORD	PCT. RANK	GAMES	SCHEDULE	OF SCHEDULE	RPI	RPI	RPI	RPI
DIV. I ONLY	20- 9	72	9- 1	216	149	116	116	15	15	
DIV. I NON-CONF.	7- 4	114	0- 0	225	175	167	167	16	16	
TOTALS	RPI 1-25	RPI 26-50	W-L RECORDS	RPI 51-100	RPI 101-150	RPI 150+				
20- 9	0- 1	0- 1	OVERALL	1- 2	2- 2	17- 3				
13- 2	0- 1	0- 0	HOME	1- 0	2- 1	10- 0				
6- 5	0- 0	0- 0	AWAY	0- 0	0- 0	6- 0				
1- 2	0- 0	0- 0	NEUTRAL	0- 1	0- 0	1- 1				
7- 4	0- 1	0- 0	NON-CONFERENCE	0- 2	0- 0	7- 1				
5- 1	0- 1	0- 0	HOME	0- 0	0- 0	5- 0				
1- 1	0- 0	0- 0	AWAY	0- 1	0- 0	1- 0				
1- 2	0- 0	0- 0	NEUTRAL	0- 1	0- 0	1- 1				
13- 5	0- 0	0- 1	CONFERENCE	1- 0	2- 2	10- 2				
8- 1	0- 0	0- 0	HOME	1- 0	2- 1	5- 0				
5- 4	0- 0	0- 1	AWAY	0- 0	0- 1	5- 2				
0- 0	0- 0	0- 0	NEUTRAL	0- 0	0- 0	0- 0				

RPI	S	Opponent	Score	RPI	S	Opponent	Score	RPI	S	Opponent	Score	RPI	S	Opponent	Score	Team's RPI: 116
5	H	Mississippi St.	50 72	40	A	Western Ky.	53 79	54	N	California	51 71	110	H	Charlotte	61 78	
								75	A	Tulane	67 86	130	H	Old Dominion	84 69	
								83	H	Middle Tenn.	81 61	144	A	Louisiana Tech	61 72	
												144	H	Louisiana Tech	72 63	
												155	A	Rice	68 76	
												155	H	Rice	79 60	
												158	H	Louisiana	71 49	
												183	A	North Texas	62 75	
												183	H	North Texas	70 48	
												184	A	UTSA	69 68	
												184	H	UTSA	74 71	
												189	H	UAB	64 59	
												204	N	Xavier	73 59	
												206	H	Alabama St.	70 43	
												221	H	New Orleans	78 53	
												243	A	South Ala.	57 48	
												248	A	Marshall	82 78	
												296	N	Northern Ky.	53 58	
												303	A	UTEP	79 68	
												303	H	UTEP	73 48	
												307	H	Alcorn	99 56	
												308	A	FIU	75 37	
												311	H	Mississippi Val.	83 55	
												337	A	Fla. Atlantic	82 67	
LAST 12 Division I GAMES:																
144	H	Louisiana Tech	72 63	184	H	UTSA	74 71									
183	H	North Texas	70 48	40	A	Western Ky.	53 79									
155	H	Rice	79 60	248	A	Marshall	82 78									
337	A	Fla. Atlantic	82 67	189	H	UAB	64 59									
308	A	FIU	75 37	83	H	Middle Tenn.	81 61									
303	H	UTEP	73 48	155	A	Rice	68 76									

Non-Div I Games: William Carey 92 39

Southern Miss.

Average RPI Win:	287	WON-LOST	WINNING	LAST 10	STRENGTH OF	OPP. STRENGTH	TEAM	ADJ.	CONF.	ADJ CONF.
Average RPI Loss:	166	RECORD	PCT. RANK	GAMES	SCHEDULE	OF SCHEDULE	RPI	RPI	RPI	RPI
DIV. I ONLY	13- 13	169	6- 4	306	309	222	222	30	30	
DIV. I NON-CONF.	1- 6	310	0- 0	40	6	215	215	30	30	
TOTALS	RPI 1-25	RPI 26-50	W-L RECORDS	RPI 51-100	RPI 101-150	RPI 150+				
13- 13	0- 3	0- 1	OVERALL	0- 0	0- 0	13- 9				
9- 2	0- 0	0- 0	HOME	0- 0	0- 0	9- 2				
4- 10	0- 0	0- 0	AWAY	0- 0	0- 0	4- 1				
0- 1	0- 1	0- 0	NEUTRAL	0- 0	0- 0	0- 0				
1- 6	0- 3	0- 1	NON-CONFERENCE	0- 0	0- 0	1- 2				
1- 0	0- 0	0- 0	HOME	0- 0	0- 0	1- 0				
0- 5	0- 2	0- 1	AWAY	0- 0	0- 0	0- 2				
0- 1	0- 1	0- 0	NEUTRAL	0- 0	0- 0	0- 0				
12- 7	0- 0	0- 0	CONFERENCE	0- 0	0- 0	12- 7				
8- 2	0- 0	0- 0	HOME	0- 0	0- 0	8- 2				
4- 5	0- 0	0- 0	AWAY	0- 0	0- 0	4- 5				
0- 0	0- 0	0- 0	NEUTRAL	0- 0	0- 0	0- 0				

RPI 1-25				RPI 26-50				RPI 51-100				RPI 101+ Team's RPI: 222			
RPI	S	Opponent	Score	RPI	S	Opponent	Score	RPI	S	Opponent	Score	RPI	S	Opponent	Score
10	A	UCLA	47 95	42	A	Michigan St.	55 70					169	H	Bethune-Cookman	61 59
22	N	Texas A&M	58 81									170	A	East Carolina	55 62
25	A	Ohio St.	73 108									185	A	Texas Southern	46 58
												185	H	Texas Southern	71 77
												205	A	Grambling	71 68
												205	H	Grambling	63 70
												206	A	Alabama St.	70 75
												206	H	Alabama St.	59 53
												243	A	South Ala.	48 55
												266	A	Prairie View	63 70
												266	H	Prairie View	86 72
												286	A	Ark.-Pine Bluff	59 63
												286	H	Ark.-Pine Bluff	67 50
												307	A	Alcorn	63 69
												307	H	Alcorn	73 67
												307	H	Alcorn	45 33
												311	A	Mississippi Val.	62 51
												311	H	Mississippi Val.	51 44
												334	A	Jackson St.	85 56
												334	H	Jackson St.	80 61
												349	A	Alabama A&M	66 54
												349	H	Alabama A&M	69 57
LAST 12 Division I GAMES:															
307	H	Alcorn	73 67	311	A	Mississippi Val.	62 51								
185	A	Texas Southern	46 58	286	A	Ark.-Pine Bluff	59 63								
266	A	Prairie View	63 70	334	H	Jackson St.	80 61								
307	H	Alcorn	45 33	205	H	Grambling	63 70								
206	H	Alabama St.	59 53	307	A	Alcorn	63 69								
349	H	Alabama A&M	69 57	206	A	Alabama St.	70 75								

Non-Div I Games: Spring Hill 68 53

Southern U.

■ Loss,
 ■ Non-Conf,
 ■ S Site,
 ■ Home
 ■ A Away
 N Neutral

Southern Utah

Through Games Of March 8, 2017

Average RPI Win:	212	WON-LOST	WINNING	LAST 10	STRENGTH OF	OPP. STRENGTH	TEAM	ADJ.	CONF.	ADJ CONF.
Average RPI Loss:	180	RECORD	PCT. RANK	GAMES	SCHEDULE	OF SCHEDULE	RPI	RPI	RPI	RPI
DIV. I ONLY	6- 23	316	2- 8	194	234	290	290	20	20	
DIV. I NON-CONF.	4- 6	209	0- 0	165	221	178	178	18	18	
TOTALS	RPI 1-25	RPI 26-50	W-L RECORDS	RPI 51-100	RPI 101-150	RPI 150+				
6- 23	0- 1	0- 0	OVERALL	0- 3	2- 9	4- 10				
1- 11	0- 0	0- 0	HOME	0- 0	0- 5	1- 6				
5- 11	0- 1	0- 0	AWAY	0- 3	2- 3	3- 4				
0- 1	0- 0	0- 0	NEUTRAL	0- 0	0- 1	0- 0				
4- 6	0- 1	0- 0	NON-CONFERENCE	0- 2	1- 1	3- 2				
0- 3	0- 0	0- 0	HOME	0- 0	0- 1	0- 2				
4- 3	0- 1	0- 0	AWAY	0- 2	1- 0	3- 0				
0- 0	0- 0	0- 0	NEUTRAL	0- 0	0- 0	0- 0				
2- 17	0- 0	0- 0	CONFERENCE	0- 1	1- 8	1- 8				
1- 8	0- 0	0- 0	HOME	0- 0	0- 4	1- 4				
1- 8	0- 0	0- 0	AWAY	0- 1	1- 3	0- 4				
0- 1	0- 0	0- 0	NEUTRAL	0- 0	0- 1	0- 0				

RPI 1-25				RPI 26-50				RPI 51-100				RPI 101+ Team's RPI: 290			
RPI	S	Opponent	Score	RPI	S	Opponent	Score	RPI	S	Opponent	Score	RPI	S	Opponent	Score
4	A	Oregon St.	38 77					74	A	Montana St.	68 71	128	A	Northern Colo.	55 74
								78	A	Utah	43 69	128	H	Northern Colo.	53 83
								98	A	Wyoming	48 68	129	A	North Dakota	70 75
												129	H	North Dakota	65 68
												131	H	Arizona	65 77
												136	A	Eastern Wash.	64 63
												136	H	Eastern Wash.	66 67
												149	A	Idaho	61 76
												149	H	Idaho	68 85
												149	N	Idaho	68 83
												150	A	CSUN	77 71
												159	H	Idaho St.	68 71
												189	A	Utah St.	70 54
												207	A	Portland St.	74 81
												207	H	Portland St.	82 64
												235	H	Weber St.	68 73
												246	H	Grand Canyon	73 76
												263	A	CSU Bakersfield	65 59
												285	A	Sacramento St.	69 81
												285	H	Sacramento St.	104 110
												293	A	Northern Ariz.	65 77
												293	H	Northern Ariz.	68 77
												324	A	Montana	55 64
												326	A	UC Irvine	70 58
												328	H	Utah Valley	64 70
LAST 12 Division I GAMES:															
				149	N	Idaho	68 83	74	A	Montana St.	68 71				
				149	A	Idaho	61 76	324	A	Montana	55 64				
				136	A	Eastern Wash.	64 63	159	H	Idaho St.	68 71				
				285	H	Sacramento St.	104 110	235	H	Weber St.	68 73				
				207	H	Portland St.	82 64	128	A	Northern Colo.	55 74				
				293	A	Northern Ariz.	65 77	129	A	North Dakota	70 75				

Non-Div I Games: Antelope Valley 89 76

Southern Utah

Loss, Non-Conf, S Site, H Home A Away N Neutral

St. Bonaventure

Through Games Of March 8, 2017

Average RPI Win:	225	WON-LOST	WINNING	LAST 10	STRENGTH OF	OPP. STRENGTH	TEAM	ADJ.	CONF.	ADJ CONF.
Average RPI Loss:	140	RECORD	PCT. RANK	GAMES	SCHEDULE	OF SCHEDULE	RPI	RPI	RPI	RPI
DIV. I ONLY	9- 20	273	2- 8	122	168	249	249	12	12	
DIV. I NON-CONF.	5- 7	205	0- 0	161	257	205	205	12	12	
TOTALS	RPI 1-25	RPI 26-50	W-L RECORDS	RPI 51-100	RPI 101-150	RPI 150+				
9- 20	0- 0	0- 1	OVERALL	0- 6	3- 6	6- 7				
6- 7	0- 0	0- 1	HOME	0- 2	2- 2	4- 2				
1- 13	0- 0	0- 0	AWAY	0- 4	0- 4	1- 5				
2- 0	0- 0	0- 0	NEUTRAL	0- 0	1- 0	1- 0				
5- 7	0- 0	0- 0	NON-CONFERENCE	0- 3	2- 1	3- 3				
3- 2	0- 0	0- 0	HOME	0- 1	1- 0	2- 1				
0- 5	0- 0	0- 0	AWAY	0- 2	0- 1	0- 2				
2- 0	0- 0	0- 0	NEUTRAL	0- 0	1- 0	1- 0				
4- 13	0- 0	0- 1	CONFERENCE	0- 3	1- 5	3- 4				
3- 5	0- 0	0- 1	HOME	0- 1	1- 2	2- 1				
1- 8	0- 0	0- 0	AWAY	0- 2	0- 3	1- 3				
0- 0	0- 0	0- 0	NEUTRAL	0- 0	0- 0	0- 0				

RPI 1-25			RPI 26-50			RPI 51-100			RPI 101+			Team's RPI: 249
RPI	S	Opponent	Score	RPI	S	Opponent	Score	RPI	S	Opponent	Score	
				32	H	Dayton	60 62	52	A	George Washington	57 63	106 N Rider 60 47
								56	A	Toledo	50 74	112 A Saint Joseph's 53 70
								71	H	Bucknell	35 57	114 H Albany (NY) 67 59
								91	A	Buffalo	47 68	120 A Fordham 45 57
								93	A	Saint Louis	49 64	120 H Fordham 44 60
								93	H	Saint Louis	58 74	122 A Duquesne 61 83
												122 H Duquesne 69 56
												135 A Delaware 40 43
												143 H VCU 60 77
												171 A La Salle 70 73
												171 H La Salle 45 57
												193 A George Mason 49 52
												233 A Richmond 54 61
												253 H Canisius 57 74
												259 H Stony Brook 51 37
												262 N Austin Peay 58 57
												265 A Niagara 43 65
												274 H Colgate 70 57
												276 H Davidson 70 51
												282 A Eastern Mich. 56 75
												302 H Rhode Island 78 69
												309 A Massachusetts 55 38
LAST 12 Division I GAMES:												
171	A	La Salle	70 73	120	A	Fordham	45 57					
122	A	Duquesne	61 83	112	A	Saint Joseph's	53 70					
143	H	VCU	60 77	276	H	Davidson	70 51					
52	A	George Washington	57 63	122	H	Duquesne	69 56					
93	H	Saint Louis	58 74	309	A	Massachusetts	55 38					
171	H	La Salle	45 57	120	H	Fordham	44 60					

Non-Div I Games:

St. Bonaventure

■ Loss,
■ Non-Conf,
■ S Site,
■ H Home
■ A Away
N Neutral

Average RPI Win:	286	WON-LOST	WINNING	LAST 10	STRENGTH OF	OPP. STRENGTH	TEAM	ADJ.	CONF.	ADJ CONF.
Average RPI Loss:	224	RECORD	PCT. RANK	GAMES	SCHEDULE	OF SCHEDULE	RPI	RPI	RPI	RPI
DIV. I ONLY	8- 22	296	2- 8	313	335	325	325	31	31	
DIV. I NON-CONF.	2- 9	293	0- 0	208	273	316	316	32	32	
TOTALS	RPI 1-25	RPI 26-50	W-L RECORDS	RPI 51-100	RPI 101-150	RPI 150+				
8- 22	0- 0	0- 1	OVERALL	0- 0	0- 3	8- 18				
4- 9	0- 0	0- 0	HOME	0- 0	0- 0	4- 9				
4- 12	0- 0	0- 1	AWAY	0- 0	0- 3	4- 8				
0- 1	0- 0	0- 0	NEUTRAL	0- 0	0- 0	0- 1				
2- 9	0- 0	0- 1	NON-CONFERENCE	0- 0	0- 3	2- 5				
2- 2	0- 0	0- 0	HOME	0- 0	0- 0	2- 2				
0- 6	0- 0	0- 1	AWAY	0- 0	0- 3	0- 2				
0- 1	0- 0	0- 0	NEUTRAL	0- 0	0- 0	0- 1				
6- 13	0- 0	0- 0	CONFERENCE	0- 0	0- 0	6- 13				
2- 7	0- 0	0- 0	HOME	0- 0	0- 0	2- 7				
4- 6	0- 0	0- 0	AWAY	0- 0	0- 0	4- 6				
0- 0	0- 0	0- 0	NEUTRAL	0- 0	0- 0	0- 0				

RPI 1-25			RPI 26-50			RPI 51-100			RPI 101+ Team's RPI: 325		
RPI	S	Opponent	Score	RPI	S	Opponent	Score	RPI	S	Opponent	Score
				41	A	James Madison	57 83				
								106	A	Rider	60 77
								108	A	Colorado	54 81
								147	A	Iona	46 62
								157	A	Army West Point	46 69
								175	N	Boston College	58 73
								192	A	Robert Morris	56 49
								192	H	Robert Morris	54 61
								197	A	Sacred Heart	58 61
								197	A	Sacred Heart	69 90
								197	H	Sacred Heart	74 81
								219	H	Monmouth	87 78
								227	H	Howard	63 78
								242	A	Saint Francis (PA)	62 79
								242	H	Saint Francis (PA)	59 75
								245	A	Bryant	54 63
								245	H	Bryant	63 47
								268	A	Loyola Maryland	60 69
								279	H	Manhattan	52 55
								288	A	Mt. St. Mary's	71 55
								288	H	Mt. St. Mary's	44 62
								305	A	Central Conn. St.	44 71
								305	H	Central Conn. St.	53 61
								327	H	Saint Peter's	58 52
								336	A	LIU Brooklyn	56 54
								336	H	LIU Brooklyn	58 62
								339	A	Fairleigh Dickinson	66 59
LAST 12 Division I GAMES:											
				197	A	Sacred Heart	69 90				
				288	A	Mt. St. Mary's	71 55				
				305	A	Central Conn. St.	44 71				
				336	H	LIU Brooklyn	58 62				
				341	H	Wagner	63 50				
				197	A	Sacred Heart	58 61				
				245	A	Bryant	54 63				
				242	H	Saint Francis (PA)	59 75				
				192	H	Robert Morris	54 61				
				341	A	Wagner	45 58				
				339	H	Fairleigh Dickinson	58 59				
				339	A	Fairleigh Dickinson	66 59				

Non-Div I Games:

St. Francis Brooklyn

■ Loss,
 ■ Non-Conf,
 ■ S Site,
 ■ Home
 ■ A Away
 N Neutral

S
t
.
F
r
a
n
c
i
s
B
r
o
o
k
l
y
n

RPI S Opponent St. Francis Brooklyn Score

Through Games Of March 8, 2017

RPI	S	Opponent	Score
339	H	Fairleigh Dickinson	58 59
341	A	Wagner	45 58
341	H	Wagner	63 50

St. Francis Brooklyn

S
t
.
F
r
a
n
c
i
s
B
r
o
o
k
l
y
n

St. John's (NY)

Through Games Of March 8, 2017

Average RPI Win:	155	WON-LOST	WINNING	LAST 10	STRENGTH OF	OPP. STRENGTH	TEAM	ADJ.	CONF.	ADJ CONF.
Average RPI Loss:	55	RECORD	PCT. RANK	GAMES	SCHEDULE	OF SCHEDULE	RPI	RPI	RPI	RPI
DIV. I ONLY	20- 11	97	6- 4	71	61	69	69	7	7	
DIV. I NON-CONF.	8- 3	67	0- 0	137	39	83	83	7	7	
TOTALS	RPI 1-25	RPI 26-50	W-L RECORDS	RPI 51-100	RPI 101-150	RPI 150+				
20- 11	0- 6	3- 1	OVERALL	4- 2	3- 1	10- 1				
11- 5	0- 3	2- 0	HOME	1- 1	1- 1	7- 0				
7- 4	0- 2	1- 0	AWAY	1- 1	2- 0	3- 1				
2- 2	0- 1	0- 1	NEUTRAL	2- 0	0- 0	0- 0				
8- 3	0- 1	1- 1	NON-CONFERENCE	1- 0	3- 1	3- 0				
5- 2	0- 1	1- 0	HOME	0- 0	1- 1	3- 0				
2- 0	0- 0	0- 0	AWAY	0- 0	2- 0	0- 0				
1- 1	0- 0	0- 1	NEUTRAL	1- 0	0- 0	0- 0				
12- 8	0- 5	2- 0	CONFERENCE	3- 2	0- 0	7- 1				
6- 3	0- 2	1- 0	HOME	1- 1	0- 0	4- 0				
5- 4	0- 2	1- 0	AWAY	1- 1	0- 0	3- 1				
1- 1	0- 1	0- 0	NEUTRAL	1- 0	0- 0	0- 0				

RPI 1-25				RPI 26-50				RPI 51-100				Team's RPI: 69	RPI 101+			
RPI	S	Opponent	Score	RPI	S	Opponent	Score	RPI	S	Opponent	Score		RPI	S	Opponent	Score
15	H	Miami (FL)	50 62	27	A	Marquette	82 72	51	N	Virginia	66 55		114	H	Albany (NY)	54 36
17	A	DePaul	51 54	27	H	Marquette	70 64	66	A	Villanova	50 55		120	A	Fordham	59 45
17	H	DePaul	66 78	34	N	Arizona St.	41 54	66	H	Villanova	56 67		122	H	Duquesne	65 71
17	N	DePaul	41 59	41	H	James Madison	74 63	66	N	Villanova	56 40		127	A	William & Mary	73 57
24	A	Creighton	60 67					67	A	Georgetown	71 66		195	A	Providence	71 47
24	H	Creighton	43 55					67	H	Georgetown	65 54		195	H	Providence	60 50
													198	A	Seton Hall	59 64
													198	H	Seton Hall	77 71
													204	A	Xavier	65 48
													204	H	Xavier	64 55
													226	H	Rutgers	65 39
													260	A	Butler	62 41
													260	H	Butler	62 55
													300	H	Lafayette	64 46
													341	H	Wagner	62 34
LAST 12 Division I GAMES:																
		17 N DePaul	41 59			66 H Villanova	56 67									
		66 N Villanova	56 40			27 A Marquette	82 72									
		198 H Seton Hall	77 71			17 A DePaul	51 54									
		24 A Creighton	60 67			204 H Xavier	64 55									
		195 A Providence	71 47			260 H Butler	62 55									
		67 H Georgetown	65 54			195 H Providence	60 50									

Non-Div I Games:

St. John's (NY)

■ Loss,
 ■ Non-Conf,
 ■ S Site,
 ■ H Home
 ■ A Away
 N Neutral

St. Mary's (CA)

Through Games Of March 8, 2017

Average RPI Win:	198	WON-LOST	WINNING	LAST 10	STRENGTH OF	OPP. STRENGTH	TEAM	ADJ.	CONF.	ADJ CONF.
Average RPI Loss:	101	RECORD	PCT. RANK	GAMES	SCHEDULE	OF SCHEDULE	RPI	RPI	RPI	RPI
DIV. I ONLY	20- 12	107	7- 3	136	114	109	109	14	14	
DIV. I NON-CONF.	5- 6	186	0- 0	131	41	148	148	13	13	
TOTALS	RPI 1-25	RPI 26-50	W-L RECORDS	RPI 51-100	RPI 101-150	RPI 150+				
20- 12	0- 0	0- 1	OVERALL	2- 7	3- 2	15- 2				
9- 5	0- 0	0- 1	HOME	1- 3	2- 1	6- 0				
9- 6	0- 0	0- 0	AWAY	0- 3	1- 1	8- 2				
2- 1	0- 0	0- 0	NEUTRAL	1- 1	0- 0	1- 0				
5- 6	0- 0	0- 1	NON-CONFERENCE	0- 3	1- 2	4- 0				
1- 4	0- 0	0- 1	HOME	0- 2	1- 1	0- 0				
4- 2	0- 0	0- 0	AWAY	0- 1	0- 1	4- 0				
0- 0	0- 0	0- 0	NEUTRAL	0- 0	0- 0	0- 0				
15- 6	0- 0	0- 0	CONFERENCE	2- 4	2- 0	11- 2				
8- 1	0- 0	0- 0	HOME	1- 1	1- 0	6- 0				
5- 4	0- 0	0- 0	AWAY	0- 2	1- 0	4- 2				
2- 1	0- 0	0- 0	NEUTRAL	1- 1	0- 0	1- 0				

RPI 1-25			RPI 26-50			RPI 51-100			RPI 101+ Team's RPI: 109		
RPI	S	Opponent	Score	RPI	S	Opponent	Score	RPI	S	Opponent	Score
				48	H	Boise St.	78 83	54	H	California	67 74
								63	A	Gonzaga	58 59
								63	H	Gonzaga	75 79
								63	N	Gonzaga	75 86
								73	A	UC Davis	66 68
								78	H	Utah	62 63
								88	A	BYU	65 70
								88	H	BYU	64 58
								88	N	BYU	59 49

Non-Div I Games:

St. Mary's (CA)

■ Loss,
 ■ Non-Conf,
 ■ S Site,
 ■ Home
 ■ A Away
 N Neutral

Average RPI Win:	92	WON-LOST	WINNING	LAST 10	STRENGTH OF	OPP. STRENGTH	TEAM	ADJ.	CONF.	ADJ CONF.
Average RPI Loss:	20	RECORD	PCT. RANK	GAMES	SCHEDULE	OF SCHEDULE	RPI	RPI	RPI	RPI
DIV. I ONLY	28- 5	9	8- 2	8	8	6	6	1	1	
DIV. I NON-CONF.	10- 2	32	0- 0	23	77	9	9	1	1	
TOTALS	RPI 1-25	RPI 26-50	W-L RECORDS	RPI 51-100	RPI 101-150	RPI 150+				
28- 5	3- 4	5- 0	OVERALL	8- 1	8- 0	4- 0				
12- 3	1- 2	2- 0	HOME	4- 1	4- 0	1- 0				
10- 2	1- 2	2- 0	AWAY	3- 0	3- 0	1- 0				
6- 0	1- 0	1- 0	NEUTRAL	1- 0	1- 0	2- 0				
10- 2	1- 1	0- 0	NON-CONFERENCE	3- 1	2- 0	4- 0				
5- 1	1- 0	0- 0	HOME	1- 1	2- 0	1- 0				
2- 1	0- 1	0- 0	AWAY	1- 0	0- 0	1- 0				
3- 0	0- 0	0- 0	NEUTRAL	1- 0	0- 0	2- 0				
18- 3	2- 3	5- 0	CONFERENCE	5- 0	6- 0	0- 0				
7- 2	0- 2	2- 0	HOME	3- 0	2- 0	0- 0				
8- 1	1- 1	2- 0	AWAY	2- 0	3- 0	0- 0				
3- 0	1- 0	1- 0	NEUTRAL	0- 0	1- 0	0- 0				

RPI	S	Opponent	Score	RPI	S	Opponent	Score	RPI	S	Opponent	Score	RPI	S	Opponent	Score
4	A	Oregon St.	47 50	34	A	Arizona St.	64 57	52	A	George Washington	71 52	102	A	Washington St.	76 54
4	H	Oregon St.	69 72	34	H	Arizona St.	66 56	54	A	California	72 66	102	N	Washington St.	66 36
4	N	Oregon St.	48 43	35	A	Oregon	65 59	54	H	California	72 54	108	A	Colorado	84 70
9	A	Washington	72 68	35	H	Oregon	81 60	57	N	Purdue	78 69	108	H	Colorado	64 51
10	H	UCLA	76 85	35	N	Oregon	71 56	63	H	Gonzaga	63 68	131	A	Arizona	77 55
13	H	Texas	71 59					73	H	UC Davis	68 42	131	H	Arizona	73 46
20	A	Tennessee	51 59					78	A	Utah	77 58	134	H	Yale	102 44
								78	H	Utah	87 51	150	H	CSUN	88 54
								89	H	Southern California	58 42	152	N	Northeastern	74 45
												179	N	Wichita St.	87 39
												263	A	CSU Bakersfield	77 56
												272	H	Cal Poly	83 55
LAST 12 Division I GAMES:															
		4 N Oregon St.	48 43			54 A California	72 66								
		35 N Oregon	71 56			78 H Utah	87 51								
		102 N Washington St.	66 36			108 H Colorado	64 51								
		35 A Oregon	65 59			10 H UCLA	76 85								
		4 A Oregon St.	47 50			89 H Southern California	58 42								
		54 H California	72 54			9 A Washington	72 68								

Non-Div I Games:

Stanford

Average RPI Win: 251	WON-LOST	WINNING	LAST 10	STRENGTH OF	OPP. STRENGTH	TEAM	ADJ.	CONF.	ADJ CONF.
Average RPI Loss: 122	RECORD	PCT. RANK	GAMES	SCHEDULE	OF SCHEDULE	RPI	RPI	RPI	RPI
DIV. I ONLY	23- 5	17	10- 0	301	254	101	101	25	25
DIV. I NON-CONF.	8- 4	97	0- 0	211	286	117	117	24	24
TOTALS	RPI 1-25	RPI 26-50	W-L RECORDS	RPI 51-100	RPI 101-150	RPI 150+			
23- 5	0- 0	0- 1	OVERALL	3- 2	0- 0	20- 2			
12- 2	0- 0	0- 0	HOME	1- 1	0- 0	11- 1			
9- 3	0- 0	0- 1	AWAY	2- 1	0- 0	7- 1			
2- 0	0- 0	0- 0	NEUTRAL	0- 0	0- 0	2- 0			
8- 4	0- 0	0- 1	NON-CONFERENCE	0- 1	0- 0	8- 2			
4- 1	0- 0	0- 0	HOME	0- 0	0- 0	4- 1			
2- 3	0- 0	0- 1	AWAY	0- 1	0- 0	2- 1			
2- 0	0- 0	0- 0	NEUTRAL	0- 0	0- 0	2- 0			
15- 1	0- 0	0- 0	CONFERENCE	3- 1	0- 0	12- 0			
8- 1	0- 0	0- 0	HOME	1- 1	0- 0	7- 0			
7- 0	0- 0	0- 0	AWAY	2- 0	0- 0	5- 0			
0- 0	0- 0	0- 0	NEUTRAL	0- 0	0- 0	0- 0			

RPI S	Opponent	Score	RPI S	Opponent	Score	RPI S	Opponent	Score	RPI S	Opponent	Score	Team's RPI: 101
30	A South Fla.	60 74	65	A Chattanooga	55 66	169	H Bethune-Cookman	63 60				
			90	A FGCU	67 64	173	A Arkansas	62 79				
			90	H FGCU	71 84	192	N Robert Morris	68 60				
			95	A Jacksonville	65 49	203	H SIUE	78 68				
			95	H Jacksonville	57 47	224	A High Point	81 47				
						235	N Weber St.	70 68				
						252	H Tennessee St.	50 56				
						271	A Kennesaw St.	65 56				
						271	H Kennesaw St.	60 43				
						271	H Kennesaw St.	78 48				
						292	H Valparaiso	87 75				
						295	A North Florida	62 44				
						295	H North Florida	68 44				
						296	A Northern Ky.	54 45				
						299	A Lipscomb	91 66				
						299	H Lipscomb	66 60				
						301	H Eastern Ill.	72 55				
						315	A USC Upstate	77 55				
						315	H USC Upstate	70 49				
						315	H USC Upstate	80 68				
						321	A NJIT	60 37				
						321	H NJIT	77 43				
LAST 12 Division I GAMES:												
271	H Kennesaw St.	78 48	299	H Lipscomb	66 60							
315	H USC Upstate	70 49	95	H Jacksonville	57 47							
90	A FGCU	67 64	295	A North Florida	62 44							
315	A USC Upstate	77 55	95	A Jacksonville	65 49							
321	A NJIT	60 37	295	H North Florida	68 44							
271	H Kennesaw St.	60 43	321	H NJIT	77 43							

Non-Div I Games: Palm Beach Atl. 89 50 Webber Int'l 92 54 Warner 100 34

Stetson

Stony Brook

Through Games Of March 8, 2017

Average RPI Win:	251	WON-LOST	WINNING	LAST 10	STRENGTH OF	OPP. STRENGTH	TEAM	ADJ.	CONF.	ADJ CONF.
Average RPI Loss:	161	RECORD	PCT. RANK	GAMES	SCHEDULE	OF SCHEDULE	RPI	RPI	RPI	RPI
DIV. I ONLY	11- 18	243	3- 7	251	240	259	259	22	22	
DIV. I NON-CONF.	6- 6	165	0- 0	285	276	222	222	22	22	
TOTALS	RPI 1-25	RPI 26-50	W-L RECORDS	RPI 51-100	RPI 101-150	RPI 150+				
11- 18	0- 0	0- 2	OVERALL	0- 3	2- 4	9- 9				
6- 7	0- 0	0- 1	HOME	0- 1	2- 1	4- 4				
4- 9	0- 0	0- 0	AWAY	0- 1	0- 3	4- 5				
1- 2	0- 0	0- 1	NEUTRAL	0- 1	0- 0	1- 0				
6- 6	0- 0	0- 2	NON-CONFERENCE	0- 0	1- 1	5- 3				
3- 2	0- 0	0- 1	HOME	0- 0	1- 0	2- 1				
2- 3	0- 0	0- 0	AWAY	0- 0	0- 1	2- 2				
1- 1	0- 0	0- 1	NEUTRAL	0- 0	0- 0	1- 0				
5- 12	0- 0	0- 0	CONFERENCE	0- 3	1- 3	4- 6				
3- 5	0- 0	0- 0	HOME	0- 1	1- 1	2- 3				
2- 6	0- 0	0- 0	AWAY	0- 1	0- 2	2- 3				
0- 1	0- 0	0- 0	NEUTRAL	0- 1	0- 0	0- 0				

RPI S	Opponent	Score	RPI S	Opponent	Score	RPI S	Opponent	Score	RPI S	Opponent	Score	Team's RPI: 259
31	H Syracuse	60 78	76	A New Hampshire	46 49	114	A Albany (NY)	54 64				
49	N Indiana	60 74	76	H New Hampshire	45 56	114	H Albany (NY)	57 75				
			76	N New Hampshire	49 58	124	A Maine	71 78				
						124	H Maine	55 41				
						125	H Cornell	66 65				
						147	A Iona	46 57				
						178	H Hofstra	64 67				
						181	A Hartford	52 65				
						181	H Hartford	40 62				
						194	H Columbia	55 53				
						210	A UMBC	61 67				
						210	H UMBC	51 37				
						212	A Binghamton	74 59				
						212	H Binghamton	40 48				
						249	A St. Bonaventure	37 51				
						275	A Vermont	43 53				
						275	H Vermont	43 57				
						279	A Manhattan	55 50				
						298	H UMKC	57 55				
						305	A Central Conn. St.	64 59				
						331	N Florida A&M	80 49				
						336	A LIU Brooklyn	48 58				
						344	A UMass Lowell	86 44				
						344	H UMass Lowell	83 53				
LAST 12 Division I GAMES:												
76	N New Hampshire	49 58	344	A UMass Lowell	86 44							
275	H Vermont	43 57	114	H Albany (NY)	57 75							
210	H UMBC	51 37	76	H New Hampshire	45 56							
212	A Binghamton	74 59	275	A Vermont	43 53							
181	H Hartford	40 62	210	A UMBC	61 67							
124	A Maine	71 78	212	H Binghamton	40 48							

Non-Div I Games: Molloy 62 53

Stony Brook

Loss, Non-Conf, S Site, H Home A Away N Neutral

Syracuse

Through Games Of March 8, 2017

Average RPI Win:	150	WON-LOST	WINNING	LAST 10	STRENGTH OF	OPP. STRENGTH	TEAM	ADJ.	CONF.	ADJ CONF.
Average RPI Loss:	24	RECORD	PCT. RANK	GAMES	SCHEDULE	OF SCHEDULE	RPI	RPI	RPI	RPI
DIV. I ONLY	21- 10	80	7- 3	45	33	31	31	3	3	
DIV. I NON-CONF.	9- 4	85	0- 0	112	79	80	80	4	4	
TOTALS	RPI 1-25	RPI 26-50	W-L RECORDS	RPI 51-100	RPI 101-150	RPI 150+				
21- 10	1- 8	2- 0	OVERALL	3- 2	5- 0	10- 0				
13- 1	1- 1	2- 0	HOME	2- 0	1- 0	7- 0				
5- 5	0- 3	0- 0	AWAY	0- 2	2- 0	3- 0				
3- 4	0- 4	0- 0	NEUTRAL	1- 0	2- 0	0- 0				
9- 4	0- 3	1- 0	NON-CONFERENCE	1- 1	1- 0	6- 0				
6- 0	0- 0	1- 0	HOME	0- 0	0- 0	5- 0				
1- 1	0- 0	0- 0	AWAY	0- 1	0- 0	1- 0				
2- 3	0- 3	0- 0	NEUTRAL	1- 0	1- 0	0- 0				
12- 6	1- 5	1- 0	CONFERENCE	2- 1	4- 0	4- 0				
7- 1	1- 1	1- 0	HOME	2- 0	1- 0	2- 0				
4- 4	0- 3	0- 0	AWAY	0- 1	2- 0	2- 0				
1- 1	0- 1	0- 0	NEUTRAL	0- 0	1- 0	0- 0				

RPI 1-25				RPI 26-50				Team's RPI: 31				RPI 51-100				RPI 101+			
RPI	S	Opponent	Score	RPI	S	Opponent	Score	RPI	S	Opponent	Score	RPI	S	Opponent	Score	RPI	S	Opponent	Score
2	H	Notre Dame	80 85	38	H	North Carolina St.	85 75	51	H	Virginia	54 49	105	A	Virginia Tech	82 72				
8	A	Duke	55 72	42	H	Michigan St.	75 64	52	N	George Washington	74 71	113	A	Clemson	88 62				
8	N	Duke	46 68					60	A	Georgia Tech	66 75	118	H	North Carolina	95 64				
11	A	Louisville	76 91					79	A	Drexel	61 62	118	N	North Carolina	83 64				
12	A	Florida St.	58 77					87	H	Wake Forest	85 64	130	N	Old Dominion	92 66				
15	H	Miami (FL)	81 48									162	A	Pittsburgh	73 57				
17	N	DePaul	84 108									162	H	Pittsburgh	93 65				
22	N	Texas A&M	84 105									175	A	Boston College	72 45				
25	N	Ohio St.	72 77									175	H	Boston College	79 52				
												176	H	Siena	102 65				
												259	A	Stony Brook	78 60				
												265	H	Niagara	109 60				
												291	H	Coppin St.	76 30				
												302	H	Rhode Island	95 49				
												305	H	Central Conn. St.	95 63				
LAST 12 Division I GAMES:																			
8	N	Duke	46 68	8	A	Duke	55 72												
118	N	North Carolina	83 64	175	A	Boston College	72 45												
162	A	Pittsburgh	73 57	162	H	Pittsburgh	93 65												
87	H	Wake Forest	85 64	105	A	Virginia Tech	82 72												
2	H	Notre Dame	80 85	15	H	Miami (FL)	81 48												
118	H	North Carolina	95 64	12	A	Florida St.	58 77												

Non-Div I Games:

Syracuse

■ Loss,
 ■ Non-Conf,
 ■ S Site,
 ■ Home
 ■ Away
 N Neutral

Average RPI Win:	213	WON-LOST	WINNING	LAST 10	STRENGTH OF	OPP. STRENGTH	TEAM	ADJ.	CONF.	ADJ CONF.
Average RPI Loss:	38	RECORD	PCT. RANK	GAMES	SCHEDULE	OF SCHEDULE	RPI	RPI	RPI	RPI
DIV. I ONLY	12- 18	226	2- 8	62	30	167	167	4	4	
DIV. I NON-CONF.	8- 3	67	0- 0	197	185	124	124	3	3	
TOTALS	RPI 1-25	RPI 26-50	W-L RECORDS	RPI 51-100	RPI 101-150	RPI 150+				
12- 18	0- 10	0- 3	OVERALL	2- 3	1- 2	9- 0				
11- 7	0- 5	0- 1	HOME	2- 1	1- 0	8- 0				
1- 10	0- 5	0- 2	AWAY	0- 2	0- 1	1- 0				
0- 1	0- 0	0- 0	NEUTRAL	0- 0	0- 1	0- 0				
8- 3	0- 2	0- 1	NON-CONFERENCE	1- 0	0- 0	7- 0				
8- 1	0- 1	0- 0	HOME	1- 0	0- 0	7- 0				
0- 2	0- 1	0- 1	AWAY	0- 0	0- 0	0- 0				
0- 0	0- 0	0- 0	NEUTRAL	0- 0	0- 0	0- 0				
4- 15	0- 8	0- 2	CONFERENCE	1- 3	1- 2	2- 0				
3- 6	0- 4	0- 1	HOME	1- 1	1- 0	1- 0				
1- 8	0- 4	0- 1	AWAY	0- 2	0- 1	1- 0				
0- 1	0- 0	0- 0	NEUTRAL	0- 0	0- 1	0- 0				

RPI 1-25				RPI 26-50				RPI 51-100				RPI 101+				Team's RPI: 167	
RPI	S	Opponent	Score	RPI	S	Opponent	Score	RPI	S	Opponent	Score	RPI	S	Opponent	Score		
2	A	Notre Dame	59 92	36	A	LSU	61 67	59	A	Iowa St.	69 72	103	A	Texas Tech	64 79		
7	A	Baylor	54 77	39	A	West Virginia	73 77	59	H	Iowa St.	80 75	103	H	Texas Tech	76 62		
7	H	Baylor	73 91	39	H	West Virginia	61 83	80	A	Oklahoma St.	70 88	103	N	Texas Tech	58 76		
13	A	Texas	54 83					80	H	Oklahoma St.	67 82	185	H	Texas Southern	77 48		
13	H	Texas	69 77					100	H	SMU	76 67	187	A	Kansas	80 68		
19	A	Oklahoma	72 87									187	H	Kansas	83 68		
19	H	Oklahoma	64 73									205	H	Grambling	83 47		
21	A	Kansas St.	63 74									260	H	Butler	73 47		
21	H	Kansas St.	65 68									287	H	McNeese	74 70		
22	H	Texas A&M	67 75									307	H	Alcorn	95 39		
												333	H	Incarinate Word	88 40		
												340	H	Sam Houston St.	81 37		
LAST 12 Division I GAMES:																	
				103	N	Texas Tech	58 76	7	H	Baylor	73 91						
				103	A	Texas Tech	64 79	103	H	Texas Tech	76 62						
				19	H	Oklahoma	64 73	187	A	Kansas	80 68						
				39	A	West Virginia	73 77	59	A	Iowa St.	69 72						
				21	H	Kansas St.	65 68	13	H	Texas	69 77						
				80	A	Oklahoma St.	70 88	187	H	Kansas	83 68						

Average RPI Win:	135	WON-LOST	WINNING	LAST 10	STRENGTH OF	OPP. STRENGTH	TEAM	ADJ.	CONF.	ADJ CONF.
Average RPI Loss:	51	RECORD	PCT. RANK	GAMES	SCHEDULE	OF SCHEDULE	RPI	RPI	RPI	RPI
DIV. I ONLY	24- 7	31	8- 2	53	49	18	18	5	5	
DIV. I NON-CONF.	10- 3	54	0- 0	69	48	24	24	5	5	
TOTALS	RPI 1-25	RPI 26-50	W-L RECORDS	RPI 51-100	RPI 101-150	RPI 150+				
24- 7	1- 2	2- 3	OVERALL	6- 1	3- 0	12- 1				
11- 2	1- 1	1- 1	HOME	2- 0	1- 0	6- 0				
12- 3	0- 1	1- 1	AWAY	4- 0	2- 0	5- 1				
1- 2	0- 0	0- 1	NEUTRAL	0- 1	0- 0	1- 0				
10- 3	1- 0	1- 1	NON-CONFERENCE	2- 1	1- 0	5- 1				
5- 0	1- 0	1- 0	HOME	0- 0	0- 0	3- 0				
5- 2	0- 0	0- 1	AWAY	2- 0	1- 0	2- 1				
0- 1	0- 0	0- 0	NEUTRAL	0- 1	0- 0	0- 0				
14- 4	0- 2	1- 2	CONFERENCE	4- 0	2- 0	7- 0				
6- 2	0- 1	0- 1	HOME	2- 0	1- 0	3- 0				
7- 1	0- 1	1- 0	AWAY	2- 0	1- 0	3- 0				
1- 1	0- 0	0- 1	NEUTRAL	0- 0	0- 0	1- 0				

RPI	S	Opponent	Score	RPI	S	Opponent	Score	RPI	S	Opponent	Score	RPI	S	Opponent	Score
1	A	UConn	45 90	30	A	South Fla.	77 71	55	A	Penn	63 53	112	A	Saint Joseph's	86 70
1	H	UConn	69 97	30	H	South Fla.	51 55	66	A	Villanova	83 48	142	A	Tulsa	58 49
17	H	DePaul	84 74	30	N	South Fla.	58 63	75	A	Tulane	76 50	142	H	Tulsa	70 43
				33	H	Quinnipiac	71 68	75	H	Tulane	86 71	165	H	Fairfield	73 59
				43	A	Harvard	62 73	82	N	Florida	76 83	166	A	Memphis	73 67
								94	A	UCF	66 60	166	H	Memphis	66 51
								100	H	SMU	66 52	168	A	Hampton	65 71
												170	A	East Carolina	76 43
												170	H	East Carolina	78 47
												171	H	La Salle	86 70
												174	A	Houston	69 57
												174	N	Houston	67 58
												180	H	Cincinnati	88 64
												226	A	Rutgers	48 37
												271	A	Kennesaw St.	79 38
												275	H	Vermont	53 39
LAST 12 Division I GAMES:															
				30	N	South Fla.	58 63	100	H	SMU	66 52				
				174	N	Houston	67 58	170	A	East Carolina	76 43				
				94	A	UCF	66 60	142	H	Tulsa	70 43				
				180	H	Cincinnati	88 64	75	A	Tulane	76 50				
				1	A	UConn	45 90	1	H	UConn	69 97				
				30	A	South Fla.	77 71	30	H	South Fla.	51 55				

Non-Div I Games:

Temple

Tennessee

Through Games Of March 8, 2017

Average RPI Win:	97	WON-LOST	WINNING	LAST 10	STRENGTH OF	OPP. STRENGTH	TEAM	ADJ.	CONF.	ADJ CONF.
Average RPI Loss:	68	RECORD	PCT. RANK	GAMES	SCHEDULE	OF SCHEDULE	RPI	RPI	RPI	RPI
DIV. I ONLY	19- 11	104	6- 4	5	27	20	20	2	2	
DIV. I NON-CONF.	9- 4	85	0- 0	6	37	14	14	2	2	
TOTALS	RPI 1-25	RPI 26-50	W-L RECORDS	RPI 51-100	RPI 101-150	RPI 150+				
19- 11	6- 4	2- 1	OVERALL	2- 2	4- 4	5- 0				
13- 3	4- 3	1- 0	HOME	1- 0	3- 0	4- 0				
6- 7	2- 1	1- 1	AWAY	1- 2	1- 3	1- 0				
0- 1	0- 0	0- 0	NEUTRAL	0- 0	0- 1	0- 0				
9- 4	2- 2	1- 0	NON-CONFERENCE	0- 1	2- 1	4- 0				
7- 1	2- 1	0- 0	HOME	0- 0	2- 0	3- 0				
2- 3	0- 1	1- 0	AWAY	0- 1	0- 1	1- 0				
0- 0	0- 0	0- 0	NEUTRAL	0- 0	0- 0	0- 0				
10- 7	4- 2	1- 1	CONFERENCE	2- 1	2- 3	1- 0				
6- 2	2- 2	1- 0	HOME	1- 0	1- 0	1- 0				
4- 4	2- 0	0- 1	AWAY	1- 1	1- 2	0- 0				
0- 1	0- 0	0- 0	NEUTRAL	0- 0	0- 1	0- 0				

RPI	S	Opponent	Score	RPI	S	Opponent	Score	RPI	S	Opponent	Score	RPI	S	Opponent	Score
2	H	Notre Dame	71 69	36	H	LSU	77 58	82	A	Florida	84 75	105	A	Virginia Tech	63 67
3	A	South Carolina	76 74	41	A	James Madison	81 69	82	H	Florida	74 70	111	A	Vanderbilt	70 57
5	A	Mississippi St.	82 64	46	A	Auburn	61 79	85	A	Penn St.	56 70	111	H	Vanderbilt	91 63
5	H	Mississippi St.	64 74					86	A	Georgia	78 81	117	A	Ole Miss	62 67
6	H	Stanford	59 51									123	H	Troy	110 84
7	H	Baylor	66 88									133	A	Alabama	57 65
13	A	Texas	67 72									133	N	Alabama	64 72
14	H	Kentucky	72 65									137	H	Navy	85 55
22	H	Texas A&M	59 61									173	H	Arkansas	59 46
23	H	Missouri	77 66									201	A	ETSU	83 58
												215	H	Appalachian St.	92 66
												218	H	UNCW	90 54
												252	H	Tennessee St.	86 36
LAST 12 Division I GAMES:															
133	N	Alabama	64 72	23	H	Missouri	77 66								
5	A	Mississippi St.	82 64	86	A	Georgia	78 81								
82	H	Florida	74 70	36	H	LSU	77 58								
173	H	Arkansas	59 46	3	A	South Carolina	76 74								
133	A	Alabama	57 65	82	A	Florida	84 75								
22	H	Texas A&M	59 61	111	H	Vanderbilt	91 63								

Non-Div I Games:

Tennessee

■ Loss,
■ Non-Conf,
■ S Site,
■ H Home
■ A Away
N Neutral

Average RPI Win:	234	WON-LOST	WINNING	LAST 10	STRENGTH OF	OPP. STRENGTH	TEAM	ADJ.	CONF.	ADJ CONF.
Average RPI Loss:	187	RECORD	PCT. RANK	GAMES	SCHEDULE	OF SCHEDULE	RPI	RPI	RPI	RPI
DIV. I ONLY	9- 16	249	3- 7	211	257	252	252	26	26	
DIV. I NON-CONF.	4- 5	198	0- 0	184	137	147	147	26	26	
TOTALS	RPI 1-25	RPI 26-50	W-L RECORDS	RPI 51-100	RPI 101-150	RPI 150+				
9- 16	0- 1	0- 0	OVERALL	0- 3	1- 1	8- 11				
6- 3	0- 0	0- 0	HOME	0- 1	0- 0	6- 2				
2- 12	0- 1	0- 0	AWAY	0- 2	1- 1	1- 8				
1- 1	0- 0	0- 0	NEUTRAL	0- 0	0- 0	1- 1				
4- 5	0- 1	0- 0	NON-CONFERENCE	0- 1	1- 1	3- 2				
1- 0	0- 0	0- 0	HOME	0- 0	0- 0	1- 0				
2- 4	0- 1	0- 0	AWAY	0- 1	1- 1	1- 1				
1- 1	0- 0	0- 0	NEUTRAL	0- 0	0- 0	1- 1				
5- 11	0- 0	0- 0	CONFERENCE	0- 2	0- 0	5- 9				
5- 3	0- 0	0- 0	HOME	0- 1	0- 0	5- 2				
0- 8	0- 0	0- 0	AWAY	0- 1	0- 0	0- 7				
0- 0	0- 0	0- 0	NEUTRAL	0- 0	0- 0	0- 0				

RPI 1-25				RPI 26-50				RPI 51-100				RPI 101+ Team's RPI: 252			
RPI	S	Opponent	Score	RPI	S	Opponent	Score	RPI	S	Opponent	Score	RPI	S	Opponent	Score
20	A	Tennessee	36 86					58	A	Belmont	71 87	101	A	Stetson	56 50
								58	H	Belmont	60 70	104	A	UNLV	48 69
								80	A	Oklahoma St.	48 86	169	N	Bethune-Cookman	69 60
												177	A	Morehead St.	74 87
												177	H	Morehead St.	69 66
												203	A	SIUE	52 73
												204	A	Xavier	54 63
												211	N	Wisconsin	70 80
												220	H	UT Martin	85 80
												251	A	Jacksonville St.	56 69
												251	H	Jacksonville St.	64 51
												262	A	Austin Peay	63 79
												264	A	Murray St.	72 80
												267	H	Southeast Mo. St.	67 75
												270	A	Eastern Ky.	62 66
												270	H	Eastern Ky.	78 64
												281	A	Tennessee Tech	59 64
												281	H	Tennessee Tech	59 72
												299	A	Lipscomb	77 71
												301	H	Eastern Ill.	69 58
												318	H	Arkansas St.	76 66
LAST 12 Division I GAMES:															
58	A	Belmont	71 87	301	H	Eastern Ill.	69 58								
270	H	Eastern Ky.	78 64	58	H	Belmont	60 70								
177	A	Morehead St.	74 87	203	A	SIUE	52 73								
251	A	Jacksonville St.	56 69	251	H	Jacksonville St.	64 51								
281	H	Tennessee Tech	59 72	281	A	Tennessee Tech	59 64								
262	A	Austin Peay	63 79	270	A	Eastern Ky.	62 66								

Non-Div I Games: Fisk 97 41

Tennessee St.

■ Loss,
■ Non-Conf,
■ S Site,
■ H Home
■ A Away
N Neutral

Tennessee Tech

Through Games Of March 8, 2017

Average RPI Win:	268	WON-LOST	WINNING	LAST 10	STRENGTH OF	OPP. STRENGTH	TEAM	ADJ.	CONF.	ADJ CONF.
Average RPI Loss:	180	RECORD	PCT. RANK	GAMES	SCHEDULE	OF SCHEDULE	RPI	RPI	RPI	RPI
DIV. I ONLY	9- 20	273	3- 7	213	290	281	281	26	26	
DIV. I NON-CONF.	2- 10	305	0- 0	210	299	311	311	26	26	
TOTALS	RPI 1-25	RPI 26-50	W-L RECORDS	RPI 51-100	RPI 101-150	RPI 150+				
9- 20	0- 0	0- 0	OVERALL	0- 4	0- 3	9- 13				
6- 7	0- 0	0- 0	HOME	0- 2	0- 1	6- 4				
3- 12	0- 0	0- 0	AWAY	0- 2	0- 2	3- 8				
0- 1	0- 0	0- 0	NEUTRAL	0- 0	0- 0	0- 1				
2- 10	0- 0	0- 0	NON-CONFERENCE	0- 2	0- 3	2- 5				
1- 4	0- 0	0- 0	HOME	0- 1	0- 1	1- 2				
1- 6	0- 0	0- 0	AWAY	0- 1	0- 2	1- 3				
0- 0	0- 0	0- 0	NEUTRAL	0- 0	0- 0	0- 0				
7- 10	0- 0	0- 0	CONFERENCE	0- 2	0- 0	7- 8				
5- 3	0- 0	0- 0	HOME	0- 1	0- 0	5- 2				
2- 6	0- 0	0- 0	AWAY	0- 1	0- 0	2- 5				
0- 1	0- 0	0- 0	NEUTRAL	0- 0	0- 0	0- 1				

RPI S	Opponent	Score	RPI S	Opponent	Score	RPI S	Opponent	Score	RPI S	Opponent	Score	Team's RPI: 281
						58	A Belmont	75 89	111	A Vanderbilt	57 89	
						58	H Belmont	66 85	126	A Radford	46 79	
						62	A IUPUI	63 77	141	H Wright St.	54 65	
						83	H Middle Tenn.	62 73	177	A Morehead St.	65 79	
									177	H Morehead St.	52 81	
									180	A Cincinnati	38 60	
									199	H UNCG	59 65	
									201	H ETSU	76 82	
									203	A SIUE	49 60	
									203	N SIUE	69 77	
									220	H UT Martin	81 71	
									238	A UNC Asheville	65 77	
									251	A Jacksonville St.	44 57	
									251	H Jacksonville St.	56 54	
									252	A Tennessee St.	72 59	
									252	H Tennessee St.	64 59	
									262	H Austin Peay	84 87	
									264	H Murray St.	72 54	
									267	A Southeast Mo. St.	74 63	
									270	A Eastern Ky.	65 78	
									270	H Eastern Ky.	53 51	
									296	H Northern Ky.	55 40	
									299	A Lipscomb	69 71	
									301	A Eastern Ill.	46 54	
									342	A Winthrop	73 50	
LAST 12 Division I GAMES:												
			203	N SIUE	69 77	301	A Eastern Ill.	46 54				
			270	A Eastern Ky.	65 78	220	H UT Martin	81 71				
			177	H Morehead St.	52 81	270	H Eastern Ky.	53 51				
			251	A Jacksonville St.	44 57	177	A Morehead St.	65 79				
			58	H Belmont	66 85	58	A Belmont	75 89				
			252	A Tennessee St.	72 59	252	H Tennessee St.	64 59				

Non-Div I Games: Tenn. Wesleyan 54 41

Tennessee Tech

■ Loss,
 ■ Non-Conf,
 ■ S Site,
 ■ Home
 ■ A Away
 N Neutral

Average RPI Win: 116	WON-LOST	WINNING	LAST 10	STRENGTH OF	OPP. STRENGTH	TEAM	ADJ.	CONF.	ADJ CONF.
Average RPI Loss: 17	RECORD	PCT. RANK	GAMES	SCHEDULE	OF SCHEDULE	RPI	RPI	RPI	RPI
DIV. I ONLY	23- 8	43	6- 4	9	6	13	13	4	4
DIV. I NON-CONF.	7- 4	114	1- 0	9	7	37	37	3	3
TOTALS	RPI 1-25	RPI 26-50	W-L RECORDS	RPI 51-100	RPI 101-150	RPI 150+			
23- 8	6- 6	2- 1	OVERALL	4- 1	2- 0	9- 0			
13- 3	3- 2	1- 0	HOME	1- 1	1- 0	7- 0			
9- 3	3- 3	1- 0	AWAY	2- 0	1- 0	2- 0			
1- 2	0- 1	0- 1	NEUTRAL	1- 0	0- 0	0- 0			
7- 4	2- 4	0- 0	NON-CONFERENCE	0- 0	0- 0	5- 0			
6- 1	1- 1	0- 0	HOME	0- 0	0- 0	5- 0			
1- 2	1- 2	0- 0	AWAY	0- 0	0- 0	0- 0			
0- 1	0- 1	0- 0	NEUTRAL	0- 0	0- 0	0- 0			
16- 4	4- 2	2- 1	CONFERENCE	4- 1	2- 0	4- 0			
7- 2	2- 1	1- 0	HOME	1- 1	1- 0	2- 0			
8- 1	2- 1	1- 0	AWAY	2- 0	1- 0	2- 0			
1- 1	0- 0	0- 1	NEUTRAL	1- 0	0- 0	0- 0			

RPI S	Opponent	Score	RPI S	Opponent	Score	RPI S	Opponent	Score	RPI S	Opponent	Score
1	N UConn	54 72	39	A West Virginia	73 63	59	A Iowa St.	75 68	103	A Texas Tech	77 57
3	H South Carolina	67 76	39	H West Virginia	69 54	59	H Iowa St.	66 70	103	H Texas Tech	67 47
5	A Mississippi St.	68 79	39	N West Virginia	59 62	80	A Oklahoma St.	85 71	167	A TCU	77 69
6	A Stanford	59 71				80	H Oklahoma St.	66 35	167	H TCU	83 54
7	A Baylor	85 79				80	N Oklahoma St.	71 60	184	H UTSA	76 43
7	H Baylor	67 70							187	A Kansas	66 54
12	A Florida St.	92 88							187	H Kansas	75 42
19	A Oklahoma	73 74							221	H New Orleans	80 48
19	H Oklahoma	86 68							237	H UTRGV	85 61
20	H Tennessee	72 67							294	H Northwestern St.	86 39
21	A Kansas St.	69 61							338	H Houston Baptist	98 46
21	H Kansas St.	63 58									
LAST 12 Division I GAMES:											
			39	N West Virginia	59 62	12	A Florida St.	92 88			
			80	N Oklahoma St.	71 60	187	H Kansas	75 42			
			21	A Kansas St.	69 61	7	A Baylor	85 79			
			59	H Iowa St.	66 70	21	H Kansas St.	63 58			
			7	H Baylor	67 70	80	A Oklahoma St.	85 71			
			19	A Oklahoma	73 74	39	H West Virginia	69 54			

Non-Div I Games:

Texas

Average RPI Win: 106		WON-LOST	WINNING	LAST 10	STRENGTH OF	OPP. STRENGTH	TEAM	ADJ.	CONF.	ADJ CONF.
Average RPI Loss: 46		RECORD	PCT. RANK	GAMES	SCHEDULE	OF SCHEDULE	RPI	RPI	RPI	RPI
DIV. I ONLY		21- 11	91	5- 5	11	32	22	22	2	2
DIV. I NON-CONF.		10- 3	54	0- 0	32	114	34	34	2	2
TOTALS		RPI 1-25	RPI 26-50	W-L RECORDS	RPI 51-100	RPI 101-150	RPI 150+			
21- 11	3- 5		4- 2	OVERALL	5- 3	4- 1	5- 0			
12- 3	0- 2		2- 0	HOME	3- 1	4- 0	3- 0			
5- 6	2- 2		1- 1	AWAY	1- 2	0- 1	1- 0			
4- 2	1- 1		1- 1	NEUTRAL	1- 0	0- 0	1- 0			
10- 3	0- 0		2- 1	NON-CONFERENCE	2- 2	2- 0	4- 0			
6- 1	0- 0		0- 0	HOME	2- 1	2- 0	2- 0			
2- 1	0- 0		1- 0	AWAY	0- 1	0- 0	1- 0			
2- 1	0- 0		1- 1	NEUTRAL	0- 0	0- 0	1- 0			
11- 8	3- 5		2- 1	CONFERENCE	3- 1	2- 1	1- 0			
6- 2	0- 2		2- 0	HOME	1- 0	2- 0	1- 0			
3- 5	2- 2		0- 1	AWAY	1- 1	0- 1	0- 0			
2- 1	1- 1		0- 0	NEUTRAL	1- 0	0- 0	0- 0			

RPI 1-25				Team's RPI: 22		RPI 26-50				RPI 51-100				RPI 101+			
RPI	S	Opponent	Score	RPI	S	Opponent	Score	RPI	S	Opponent	Score	RPI	S	Opponent	Score		
3	H	South Carolina	64 80	31	N	Syracuse	105 84	82	A	Florida	67 59	103	H	Texas Tech	98 90		
5	A	Mississippi St.	61 71	32	N	Dayton	57 74	82	H	Florida	84 76	107	H	Abilene Christian	71 45		
5	H	Mississippi St.	67 72	36	A	LSU	63 67	82	N	Florida	67 48	111	H	Vanderbilt	77 72		
5	N	Mississippi St.	50 66	36	H	LSU	54 52	86	A	Georgia	59 69	117	A	Ole Miss	49 62		
14	A	Kentucky	77 68	45	A	Little Rock	55 37	89	H	Southern California	62 66	133	H	Alabama	69 48		
20	A	Tennessee	61 59	46	H	Auburn	66 61	97	H	Central Ark.	74 49	167	A	TCU	75 67		
23	A	Missouri	76 78					99	H	SFA	63 48	173	H	Arkansas	90 65		
23	N	Missouri	62 48					100	A	SMU	53 54	222	N	Southern U.	81 58		

Non-Div I Games:

Texas A&M

Loss, Non-Conf, S Site, H Home A Away N Neutral

Average RPI Win:	275	WON-LOST	WINNING	LAST 10	STRENGTH OF	OPP. STRENGTH	TEAM	ADJ.	CONF.	ADJ CONF.
Average RPI Loss:	224	RECORD	PCT. RANK	GAMES	SCHEDULE	OF SCHEDULE	RPI	RPI	RPI	RPI
DIV. I ONLY	20- 9	72	8- 2	346	323	185	185	30	30	
DIV. I NON-CONF.	5- 5	165	0- 0	332	234	206	206	30	30	
TOTALS	RPI 1-25	RPI 26-50	W-L RECORDS	RPI 51-100	RPI 101-150	RPI 150+				
20- 9	0- 0	0- 0	OVERALL	0- 1	0- 0	20- 8				
9- 2	0- 0	0- 0	HOME	0- 0	0- 0	9- 2				
10- 7	0- 0	0- 0	AWAY	0- 1	0- 0	10- 6				
1- 0	0- 0	0- 0	NEUTRAL	0- 0	0- 0	1- 0				
5- 5	0- 0	0- 0	NON-CONFERENCE	0- 1	0- 0	5- 4				
0- 1	0- 0	0- 0	HOME	0- 0	0- 0	0- 1				
4- 4	0- 0	0- 0	AWAY	0- 1	0- 0	4- 3				
1- 0	0- 0	0- 0	NEUTRAL	0- 0	0- 0	1- 0				
15- 4	0- 0	0- 0	CONFERENCE	0- 0	0- 0	15- 4				
9- 1	0- 0	0- 0	HOME	0- 0	0- 0	9- 1				
6- 3	0- 0	0- 0	AWAY	0- 0	0- 0	6- 3				
0- 0	0- 0	0- 0	NEUTRAL	0- 0	0- 0	0- 0				

RPI S	Opponent	Score	RPI S	Opponent	Score	RPI S	Opponent	Score	RPI S	Opponent	Score	Team's RPI: 185
						100 A	SMU	36 61	155 H	Rice	49 52	
									164 A	Texas St.	66 53	
									167 A	TCU	48 77	
									205 A	Grambling	52 64	
									205 H	Grambling	69 61	
									206 A	Alabama St.	55 50	
									206 H	Alabama St.	52 48	
									221 A	New Orleans	57 63	
									222 A	Southern U.	77 71	
									222 H	Southern U.	58 46	
									228 N	Presbyterian	74 62	
									266 A	Prairie View	70 62	
									266 H	Prairie View	65 45	
									266 H	Prairie View	73 51	
									284 A	A&M-Corpus Christi	61 64	
									286 A	Ark.-Pine Bluff	45 49	
									286 H	Ark.-Pine Bluff	60 71	
									303 A	UTEP	89 68	
									307 A	Alcorn	57 53	
									307 H	Alcorn	64 45	
									308 A	FIU	70 62	
									311 A	Mississippi Val.	74 75	
									311 H	Mississippi Val.	60 54	
									334 A	Jackson St.	66 63	
									334 H	Jackson St.	62 52	
									338 A	Houston Baptist	50 34	
LAST 12 Division I GAMES:												
266 H	Prairie View	65 45	286 H	Ark.-Pine Bluff	60 71	311 A	Mississippi Val.	74 75				
222 H	Southern U.	58 46	334 A	Jackson St.	66 63	311 H	Mississippi Val.	60 54				
307 H	Alcorn	64 45	205 A	Grambling	52 64	334 A	Jackson St.	66 63				
349 A	Alabama A&M	53 39	266 H	Prairie View	73 51	334 H	Jackson St.	62 52				
206 A	Alabama St.	55 50	349 H	Alabama A&M	60 51	338 A	Houston Baptist	50 34				
311 H	Mississippi Val.	60 54	206 H	Alabama St.	52 48							

Non-Div I Games: P.R.-Bayamon 64 58

Texas Southern

RPI	S	Opponent	Score	
349	A	Alabama A&M	53	39
349	H	Alabama A&M	60	51

Average RPI Win:	224	WON-LOST	WINNING	LAST 10	STRENGTH OF	OPP. STRENGTH	TEAM	ADJ.	CONF.	ADJ CONF.
Average RPI Loss:	180	RECORD	PCT. RANK	GAMES	SCHEDULE	OF SCHEDULE	RPI	RPI	RPI	RPI
DIV. I ONLY	16- 12	127	6- 4	250	242	164	164	21	21	
DIV. I NON-CONF.	5- 5	165	0- 0	249	264	190	190	19	19	
TOTALS	RPI 1-25	RPI 26-50	W-L RECORDS	RPI 51-100	RPI 101-150	RPI 150+				
16- 12	0- 1	1- 0	OVERALL	1- 2	1- 1	13- 8				
10- 3	0- 0	1- 0	HOME	0- 1	1- 0	8- 2				
6- 9	0- 1	0- 0	AWAY	1- 1	0- 1	5- 6				
0- 0	0- 0	0- 0	NEUTRAL	0- 0	0- 0	0- 0				
5- 5	0- 1	0- 0	NON-CONFERENCE	0- 1	0- 0	5- 3				
3- 1	0- 0	0- 0	HOME	0- 0	0- 0	3- 1				
2- 4	0- 1	0- 0	AWAY	0- 1	0- 0	2- 2				
0- 0	0- 0	0- 0	NEUTRAL	0- 0	0- 0	0- 0				
11- 7	0- 0	1- 0	CONFERENCE	1- 1	1- 1	8- 5				
7- 2	0- 0	1- 0	HOME	0- 1	1- 0	5- 1				
4- 5	0- 0	0- 0	AWAY	1- 0	0- 1	3- 4				
0- 0	0- 0	0- 0	NEUTRAL	0- 0	0- 0	0- 0				

RPI 1-25			RPI 26-50			RPI 51-100			RPI 101+ Team's RPI: 164		
RPI	S	Opponent	Score	RPI	S	Opponent	Score	RPI	S	Opponent	Score
7	A	Baylor	24 90	45	H	Little Rock	64 47	84	A	UT Arlington	75 69
								84	H	UT Arlington	39 61
								100	A	SMU	56 64
								123	A	Troy	54 65
								123	H	Troy	74 72
								158	A	Louisiana	43 62
								158	H	Louisiana	62 40
								174	A	Houston	61 56
								183	A	North Texas	59 58
								184	A	UTSA	47 72
								185	H	Texas Southern	53 66
								215	A	Appalachian St.	53 37
								215	H	Appalachian St.	64 66
								243	A	South Ala.	57 44
								243	H	South Ala.	55 39
								250	A	Ga. Southern	69 71
								254	A	Coastal Caro.	48 64
								254	H	Coastal Caro.	83 62
								261	A	Georgia St.	62 51
								266	A	Prairie View	60 64
								284	H	A&M-Corpus Christi	57 50
								318	H	Arkansas St.	63 43
								332	A	La.-Monroe	59 61
								332	H	La.-Monroe	63 50
								333	H	Incarnate Word	67 50
								340	H	Sam Houston St.	69 46
LAST 12 Division I GAMES:											
332	A	La.-Monroe	59 61	45	H	Little Rock	64 47				
158	A	Louisiana	43 62	318	H	Arkansas St.	63 43				
123	H	Troy	74 72	84	A	UT Arlington	75 69				
243	H	South Ala.	55 39	254	A	Coastal Caro.	48 64				
250	A	Ga. Southern	69 71	215	A	Appalachian St.	53 37				
261	A	Georgia St.	62 51	158	H	Louisiana	62 40				

Non-Div I Games: St. Edward's 51 65

Texas St.

Average RPI Win:	145	WON-LOST	WINNING	LAST 10	STRENGTH OF	OPP. STRENGTH	TEAM	ADJ.	CONF.	ADJ CONF.
Average RPI Loss:	51	RECORD	PCT. RANK	GAMES	SCHEDULE	OF SCHEDULE	RPI	RPI	RPI	RPI
DIV. I ONLY	14- 17	205	3- 7	22	29	103	103	4	4	
DIV. I NON-CONF.	8- 3	67	0- 0	48	123	38	38	3	3	
TOTALS	RPI 1-25	RPI 26-50	W-L RECORDS	RPI 51-100	RPI 101-150	RPI 150+				
14- 17	0- 11	1- 1	OVERALL	4- 2	2- 0	7- 3				
12- 4	0- 4	1- 0	HOME	4- 0	1- 0	6- 0				
0- 12	0- 6	0- 1	AWAY	0- 2	0- 0	0- 3				
2- 1	0- 1	0- 0	NEUTRAL	0- 0	1- 0	1- 0				
8- 3	0- 2	0- 0	NON-CONFERENCE	2- 0	2- 0	4- 1				
7- 0	0- 0	0- 0	HOME	2- 0	1- 0	4- 0				
0- 3	0- 2	0- 0	AWAY	0- 0	0- 0	0- 1				
1- 0	0- 0	0- 0	NEUTRAL	0- 0	1- 0	0- 0				
6- 14	0- 9	1- 1	CONFERENCE	2- 2	0- 0	3- 2				
5- 4	0- 4	1- 0	HOME	2- 0	0- 0	2- 0				
0- 9	0- 4	0- 1	AWAY	0- 2	0- 0	0- 2				
1- 1	0- 1	0- 0	NEUTRAL	0- 0	0- 0	1- 0				

RPI S	Opponent	Score	RPI S	Opponent	Score	RPI S	Opponent	Score	RPI S	Opponent	Score	Team's RPI: 103
7	A Baylor	48 86	39	A West Virginia	79 89	59	A Iowa St.	68 79	120	N Fordham	59 50	
7	H Baylor	61 79	39	H West Virginia	75 66	59	H Iowa St.	75 66	129	H North Dakota	90 80	
7	N Baylor	63 95				80	A Oklahoma St.	62 75	151	H New Mexico	69 58	
13	A Texas	47 67				80	H Oklahoma St.	70 65	167	A TCU	62 76	
13	H Texas	57 77				84	H UT Arlington	79 60	167	H TCU	79 64	
15	A Miami (FL)	56 74				97	H Central Ark.	79 45	167	N TCU	76 58	
19	A Oklahoma	45 66							173	A Arkansas	60 66	
19	H Oklahoma	56 64							174	H Houston	84 60	
21	A Kansas St.	54 68							187	A Kansas	60 66	
21	H Kansas St.	53 65							187	H Kansas	75 60	
22	A Texas A&M	90 98							266	H Prairie View	85 43	
									307	H Alcorn	90 37	
LAST 12 Division I GAMES:												
7	N Baylor	63 95	59	A Iowa St.	68 79							
167	N TCU	76 58	19	H Oklahoma	56 64							
167	H TCU	79 64	167	A TCU	62 76							
7	A Baylor	48 86	7	H Baylor	61 79							
80	A Oklahoma St.	62 75	21	H Kansas St.	53 65							
187	H Kansas	75 60	187	A Kansas	60 66							

Non-Div I Games:

Texas Tech

■ Loss,
■ Non-Conf,
■ S Site,
■ H Home
■ A Away
N Neutral

Average RPI Win:	189	WON-LOST	WINNING	LAST 10	STRENGTH OF	OPP. STRENGTH	TEAM	ADJ.	CONF.	ADJ CONF.
Average RPI Loss:	62	RECORD	PCT. RANK	GAMES	SCHEDULE	OF SCHEDULE	RPI	RPI	RPI	RPI
DIV. I ONLY	22- 8	50	9- 1	103	95	56	56	10	10	
DIV. I NON-CONF.	8- 2	49	0- 0	224	33	82	82	11	11	
TOTALS	RPI 1-25	RPI 26-50	W-L RECORDS	RPI 51-100	RPI 101-150	RPI 150+				
22- 8	0- 2	2- 1	OVERALL	4- 4	2- 1	14- 0				
11- 4	0- 1	1- 0	HOME	1- 2	1- 1	8- 0				
9- 3	0- 0	1- 1	AWAY	2- 2	1- 0	5- 0				
2- 1	0- 1	0- 0	NEUTRAL	1- 0	0- 0	1- 0				
8- 2	0- 2	1- 0	NON-CONFERENCE	0- 0	1- 0	6- 0				
4- 1	0- 1	0- 0	HOME	0- 0	1- 0	3- 0				
3- 0	0- 0	1- 0	AWAY	0- 0	0- 0	2- 0				
1- 1	0- 1	0- 0	NEUTRAL	0- 0	0- 0	1- 0				
14- 6	0- 0	1- 1	CONFERENCE	4- 4	1- 1	8- 0				
7- 3	0- 0	1- 0	HOME	1- 2	0- 1	5- 0				
6- 3	0- 0	0- 1	AWAY	2- 2	1- 0	3- 0				
1- 0	0- 0	0- 0	NEUTRAL	1- 0	0- 0	0- 0				

RPI 1-25				RPI 26-50				RPI 51-100				Team's RPI: 56	RPI 101+			
RPI	S	Opponent	Score	RPI	S	Opponent	Score	RPI	S	Opponent	Score		RPI	S	Opponent	Score
2	H	Notre Dame	68 85	32	A	Dayton	76 72	70	A	Ohio	55 61		119	A	Ball St.	76 66
10	N	UCLA	73 75	44	A	Central Mich.	61 72	70	H	Ohio	55 64		119	H	Ball St.	45 51
				44	H	Central Mich.	74 72	81	A	Northern Ill.	79 75		139	H	Detroit Mercy	72 66
								81	H	Northern Ill.	73 77		160	A	Western Mich.	72 66
								91	A	Buffalo	73 64		160	H	Western Mich.	75 67
								91	H	Buffalo	85 63		182	A	Cleveland St.	92 59
								96	A	Kent St.	60 70		236	A	Akron	61 57
								96	N	Kent St.	67 63		236	H	Akron	65 37
													247	H	Miami (OH)	64 50
													249	H	St. Bonaventure	74 50
													256	H	Bowling Green	74 59
													276	N	Davidson	76 41
													282	A	Eastern Mich.	66 49
													282	H	Eastern Mich.	65 57
													284	A	A&M-Corpus Christi	76 60
													302	H	Rhode Island	65 50
													320	H	Ill.-Chicago	79 51
LAST 12 Division I GAMES:																
				96	N	Kent St.	67 63	44	A	Central Mich.	61 72					
				236	H	Akron	65 37	236	A	Akron	61 57					
				119	A	Ball St.	76 66	256	H	Bowling Green	74 59					
				81	A	Northern Ill.	79 75	160	A	Western Mich.	72 66					
				160	H	Western Mich.	75 67	70	A	Ohio	55 61					
				282	H	Eastern Mich.	65 57	91	H	Buffalo	85 63					

Non-Div I Games: Madonna 99 47

Toledo

Loss, Non-Conf, S Site, H Home A Away N Neutral

Average RPI Win: 198		WON-LOST	WINNING	LAST 10	STRENGTH OF	OPP. STRENGTH	TEAM	ADJ.	CONF.	ADJ CONF.
Average RPI Loss: 133		RECORD	PCT. RANK	GAMES	SCHEDULE	OF SCHEDULE	RPI	RPI	RPI	RPI
DIV. I ONLY		12- 18	226	1- 9	144	129	209	209	9	9
DIV. I NON-CONF.		7- 4	114	0- 0	235	307	174	174	8	8
TOTALS		RPI 1-25	RPI 26-50	W-L RECORDS		RPI 51-100	RPI 101-150	RPI 150+		
12- 18	0- 1		2- 2	OVERALL		0- 3	2- 4	8- 8		
8- 8	0- 0		1- 1	HOME		0- 2	2- 2	5- 3		
4- 9	0- 1		1- 1	AWAY		0- 1	0- 2	3- 4		
0- 1	0- 0		0- 0	NEUTRAL		0- 0	0- 0	0- 1		
7- 4	0- 1		0- 0	NON-CONFERENCE		0- 1	1- 1	6- 1		
5- 2	0- 0		0- 0	HOME		0- 1	1- 1	4- 0		
2- 2	0- 1		0- 0	AWAY		0- 0	0- 0	2- 1		
0- 0	0- 0		0- 0	NEUTRAL		0- 0	0- 0	0- 0		
5- 14	0- 0		2- 2	CONFERENCE		0- 2	1- 3	2- 7		
3- 6	0- 0		1- 1	HOME		0- 1	1- 1	1- 3		
2- 7	0- 0		1- 1	AWAY		0- 1	0- 2	1- 3		
0- 1	0- 0		0- 0	NEUTRAL		0- 0	0- 0	0- 1		

[illegible]

Non-Div I Games:

Towson

■ Loss, ■ Non-Conf, S Site, H Home A Away N Neutral

Average RPI Win: 228	WON-LOST	WINNING	LAST 10	STRENGTH OF	OPP. STRENGTH	TEAM	ADJ.	CONF.	ADJ CONF.
Average RPI Loss: 111	RECORD	PCT. RANK	GAMES	SCHEDULE	OF SCHEDULE	RPI	RPI	RPI	RPI
DIV. I ONLY	17- 10	106	5- 5	171	186	123	123	21	21
DIV. I NON-CONF.	5- 4	143	0- 0	142	68	107	107	19	19
TOTALS	RPI 1-25	RPI 26-50	W-L RECORDS	RPI 51-100	RPI 101-150	RPI 150+			
17- 10	0- 1	0- 3	OVERALL	3- 2	0- 0	14- 4			
9- 3	0- 0	0- 1	HOME	2- 0	0- 0	7- 2			
6- 7	0- 0	0- 0	AWAY	0- 0	0- 0	6- 0			
2- 0	0- 0	0- 0	NEUTRAL	1- 0	0- 0	1- 0			
5- 4	0- 1	0- 1	NON-CONFERENCE	2- 1	0- 0	3- 1			
2- 1	0- 0	0- 0	HOME	1- 0	0- 0	1- 1			
1- 3	0- 1	0- 1	AWAY	0- 1	0- 0	1- 0			
2- 0	0- 0	0- 0	NEUTRAL	1- 0	0- 0	1- 0			
12- 6	0- 0	0- 2	CONFERENCE	1- 1	0- 0	11- 3			
7- 2	0- 0	0- 1	HOME	1- 0	0- 0	6- 1			
5- 4	0- 0	0- 1	AWAY	0- 1	0- 0	5- 2			
0- 0	0- 0	0- 0	NEUTRAL	0- 0	0- 0	0- 0			

RPI 1-25				RPI 26-50				RPI 51-100				RPI 101+ Team's RPI: 123			
RPI	S	Opponent	Score	RPI	S	Opponent	Score	RPI	S	Opponent	Score	RPI	S	Opponent	Score
20	A	Tennessee	84 110	45	A	Little Rock	74 77	58	H	Belmont	91 74	158	A	Louisiana	72 80
				45	H	Little Rock	63 74	66	N	Villanova	93 85	164	A	Texas St.	72 74
				46	A	Auburn	52 61	84	A	UT Arlington	72 78	164	H	Texas St.	65 54
								84	H	UT Arlington	85 68	189	H	UAB	77 81
								95	A	Jacksonville	70 77	206	H	Alabama St.	95 66
												215	H	Appalachian St.	86 77
												243	A	South Ala.	73 57
												243	H	South Ala.	75 71
												250	A	Ga. Southern	89 86
												250	H	Ga. Southern	77 67
												254	H	Coastal Caro.	78 66
												261	A	Georgia St.	87 69
												261	H	Georgia St.	65 68
												289	A	Nicholls St.	100 75
												318	A	Arkansas St.	83 75
												318	H	Arkansas St.	90 77
												323	N	Loyola Chicago	91 67
												332	A	La.-Monroe	94 67
LAST 12 Division I GAMES:															
45	H	Little Rock	63 74	158	A	Louisiana	72 80								
318	H	Arkansas St.	90 77	332	A	La.-Monroe	94 67								
164	A	Texas St.	72 74	243	H	South Ala.	75 71								
84	A	UT Arlington	72 78	261	H	Georgia St.	65 68								
254	H	Coastal Caro.	78 66	250	H	Ga. Southern	77 67								
215	H	Appalachian St.	86 77	318	A	Arkansas St.	83 75								

Non-Div I Games: Armstrong St. 118 72 Thomas (GA) 110 55

Troy

Average RPI Win: 159		WON-LOST	WINNING	LAST 10	STRENGTH OF	OPP. STRENGTH	TEAM	ADJ.	CONF.	ADJ CONF.
Average RPI Loss: 61		RECORD	PCT. RANK	GAMES	SCHEDULE	OF SCHEDULE	RPI	RPI	RPI	RPI
DIV. I ONLY		16- 14	157	3- 7	33	67	75	75	5	5
DIV. I NON-CONF.		9- 4	85	0- 0	58	53	46	46	5	5
TOTALS		RPI 1-25	RPI 26-50		W-L RECORDS		RPI 51-100	RPI 101-150	RPI 150+	
16- 14	0- 5	2- 3		OVERALL		1- 3	4- 1		9- 2	
10- 5	0- 2	2- 1		HOME		0- 1	4- 0		4- 1	
5- 7	0- 2	0- 2		AWAY		1- 1	0- 1		4- 1	
1- 2	0- 1	0- 0		NEUTRAL		0- 1	0- 0		1- 0	
9- 4	0- 1	2- 1		NON-CONFERENCE		0- 1	3- 1		4- 0	
7- 0	0- 0	2- 0		HOME		0- 0	3- 0		2- 0	
1- 3	0- 0	0- 1		AWAY		0- 1	0- 1		1- 0	
1- 1	0- 1	0- 0		NEUTRAL		0- 0	0- 0		1- 0	
7- 10	0- 4	0- 2		CONFERENCE		1- 2	1- 0		5- 2	
3- 5	0- 2	0- 1		HOME		0- 1	1- 0		2- 1	
4- 4	0- 2	0- 1		AWAY		1- 0	0- 0		3- 1	
0- 1	0- 0	0- 0		NEUTRAL		0- 1	0- 0		0- 0	

RPI 1-25					
RPI	S	Opponent	Score		
1	A	UConn	56		100
1	H	UConn	60		63
5	N	Mississippi St.	49		66
18	A	Temple	71		86
18	H	Temple	50		76

RPI 26-50					
RPI	S	Opponent	Score		
30	A	South Fla.	56		66
30	H	South Fla.	53		62
36	A	LSU	51		69
38	H	North Carolina St.	63	58	
46	H	Auburn	61	59	

Team's RPI: 75					
RPI	S	Opponent	Score		
83	A	Middle Tenn.	59		62
94	H	UCF	51		56
94	N	UCF	57		61
100	A	SMU	71	59	

RPI 101+					
RPI	S	Opponent	Score		
111	A	Vanderbilt	63		74
116	H	Southern Miss.	86		67
124	H	Maine	77		62
136	H	Eastern Wash.	63		51
142	H	Tulsa	70		65
166	A	Memphis	56		57
166	H	Memphis	52		55
170	A	East Carolina	61		45
174	A	Houston	57		49
174	H	Houston	82		56
180	A	Cincinnati	74		68
180	H	Cincinnati	62		51
184	A	UTSA	75		66
205	H	Grambling	79		56
282	N	Eastern Mich.	62		50
287	H	McNeese	82		65

LAST 12 Division I GAMES:					
94	N	UCF	57		61
166	A	Memphis	56		57
94	H	UCF	51		56
1	H	UConn	60		63
180	H	Cincinnati	62	51	
30	A	South Fla.	56		66
166	H	Memphis	52		55
18	H	Temple	50		76
174	A	Houston	57		49
180	A	Cincinnati	74		68
142	H	Tulsa	70		65
1	A	UConn	56		100

Non-Div I Games:

Tulane

Loss, Non-Conf, S Site, H Home A Away N Neutral

Average RPI Win: 160	WON-LOST	WINNING	LAST 10	STRENGTH OF	OPP. STRENGTH	TEAM	ADJ.	CONF.	ADJ CONF.
Average RPI Loss: 88	RECORD	PCT. RANK	GAMES	SCHEDULE	OF SCHEDULE	RPI	RPI	RPI	RPI
DIV. I ONLY	10- 21	267	3- 7	30	66	142	142	5	5
DIV. I NON-CONF.	4- 9	248	0- 0	109	127	203	203	5	5
TOTALS	RPI 1-25	RPI 26-50	W-L RECORDS	RPI 51-100	RPI 101-150	RPI 150+			
10- 21	0- 7	0- 3	OVERALL	3- 5	0- 0	7- 6			
5- 8	0- 2	0- 2	HOME	2- 2	0- 0	3- 2			
4- 11	0- 4	0- 1	AWAY	1- 2	0- 0	3- 4			
1- 2	0- 1	0- 0	NEUTRAL	0- 1	0- 0	1- 0			
4- 9	0- 2	0- 1	NON-CONFERENCE	1- 2	0- 0	3- 4			
2- 3	0- 0	0- 1	HOME	1- 1	0- 0	1- 1			
2- 5	0- 2	0- 0	AWAY	0- 0	0- 0	2- 3			
0- 1	0- 0	0- 0	NEUTRAL	0- 1	0- 0	0- 0			
6- 12	0- 5	0- 2	CONFERENCE	2- 3	0- 0	4- 2			
3- 5	0- 2	0- 1	HOME	1- 1	0- 0	2- 1			
2- 6	0- 2	0- 1	AWAY	1- 2	0- 0	1- 1			
1- 1	0- 1	0- 0	NEUTRAL	0- 0	0- 0	1- 0			

RPI	S	Opponent	Score	RPI	S	Opponent	Score	RPI	S	Opponent	Score	RPI	S	Opponent	Score	Team's RPI: 142
1	A	UConn	50 96	30	A	South Fla.	68 84	75	A	Tulane	65 70	151	A	New Mexico	67 64	
1	H	UConn	58 98	30	H	South Fla.	64 90	77	H	South Dakota	68 71	161	A	Oral Roberts	68 76	
1	N	UConn	57 105	45	H	Little Rock	58 63	88	N	BYU	56 71	166	H	Memphis	57 52	
18	A	Temple	43 70					93	H	Saint Louis	70 64	166	N	Memphis	60 55	
18	H	Temple	49 58					94	A	UCF	73 62	170	H	East Carolina	100 92	
19	A	Oklahoma	68 85					94	H	UCF	58 62	173	H	Arkansas	50 57	
21	A	Kansas St.	62 82					100	A	SMU	41 62	174	A	Houston	66 71	
								100	H	SMU	66 59	174	H	Houston	62 65	
												180	A	Cincinnati	78 61	
												183	H	North Texas	63 58	
												234	A	Indiana St.	68 72	
												298	A	UMKC	80 70	
												318	A	Arkansas St.	80 83	
LAST 12 Division I GAMES:																
		1 N UConn	57 105			94	H UCF	58 62								
		166 N Memphis	60 55			18	A Temple	43 70								
		180 A Cincinnati	78 61			1	A UConn	50 96								
		30 H South Fla.	64 90			170	H East Carolina	100 92								
		100 A SMU	41 62			100	H SMU	66 59								
		174 H Houston	62 65			75	A Tulane	65 70								

Non-Div I Games:

Tulsa

■ Loss,
 ■ Non-Conf,
 ■ S Site,
 ■ H Home
 ■ A Away
 N Neutral

U

UAB				Through Games Of March 8, 2017						
Average RPI Win:	249	WON-LOST	WINNING	LAST 10	STRENGTH OF	OPP. STRENGTH	TEAM	ADJ.	CONF.	ADJ CONF.
Average RPI Loss:	117	RECORD	PCT. RANK	GAMES	SCHEDULE	OF SCHEDULE	RPI	RPI	RPI	RPI
DIV. I ONLY	14- 15	181	5- 5	172	156	189	189	15	15	
DIV. I NON-CONF.	6- 4	127	0- 0	99	206	98	98	16	16	
TOTALS	RPI 1-25	RPI 26-50	W-L RECORDS	RPI 51-100	RPI 101-150	RPI 150+				
14- 15	0- 2	0- 2	OVERALL	0- 3	2- 3	12- 5				
8- 7	0- 1	0- 1	HOME	0- 2	0- 0	8- 3				
5- 8	0- 1	0- 1	AWAY	0- 1	2- 3	3- 2				
1- 0	0- 0	0- 0	NEUTRAL	0- 0	0- 0	1- 0				
6- 4	0- 2	0- 0	NON-CONFERENCE	0- 1	1- 0	5- 1				
3- 2	0- 1	0- 0	HOME	0- 1	0- 0	3- 0				
2- 2	0- 1	0- 0	AWAY	0- 0	1- 0	1- 1				
1- 0	0- 0	0- 0	NEUTRAL	0- 0	0- 0	1- 0				
8- 11	0- 0	0- 2	CONFERENCE	0- 2	1- 3	7- 4				
5- 5	0- 0	0- 1	HOME	0- 1	0- 0	5- 3				
3- 6	0- 0	0- 1	AWAY	0- 1	1- 3	2- 1				
0- 0	0- 0	0- 0	NEUTRAL	0- 0	0- 0	0- 0				

U

A

B

RPI 1-25				RPI 26-50				RPI 51-100				RPI 101+ Team's RPI: 189			
RPI	S	Opponent	Score	RPI	S	Opponent	Score	RPI	S	Opponent	Score	RPI	S	Opponent	Score
12	H	Florida St.	47 93	40	A	Western Ky.	48 60	58	H	Belmont	58 72	110	A	Charlotte	88 81
17	A	DePaul	80 90	40	H	Western Ky.	52 62	83	A	Middle Tenn.	56 87	116	A	Southern Miss.	59 64
								83	H	Middle Tenn.	61 64	123	A	Troy	81 77
												130	A	Old Dominion	61 73
												144	A	Louisiana Tech	63 64
												155	H	Rice	62 61
												172	A	Southern Ill.	64 49
												183	H	North Texas	58 59
												183	H	North Texas	62 65
												184	H	UTSA	67 82
												224	H	High Point	75 66
												230	A	Samford	49 52
												243	H	South Ala.	66 41
												248	A	Marshall	58 61
												248	H	Marshall	71 55
												303	H	UTEP	74 61
												308	A	FIU	61 52
												308	H	FIU	82 68
												311	H	Mississippi Val.	80 46
												313	N	Gardner-Webb	59 49
												337	A	Fla. Atlantic	78 75
												337	H	Fla. Atlantic	66 55
LAST 12 Division I GAMES:															
183	H	North Texas	62 65	130	A	Old Dominion	61 73								
308	A	FIU	61 52	110	A	Charlotte	88 81								
337	A	Fla. Atlantic	78 75	184	H	UTSA	67 82								
83	A	Middle Tenn.	56 87	303	H	UTEP	74 61								
40	H	Western Ky.	52 62	116	A	Southern Miss.	59 64								
248	H	Marshall	71 55	144	A	Louisiana Tech	63 64								

Non-Div I Games: Miles 106 48

UAB

Loss, Non-Conf, S Site, H Home A Away N Neutral

Average RPI Win:	225	WON-LOST	WINNING	LAST 10	STRENGTH OF	OPP. STRENGTH	TEAM	ADJ.	CONF.	ADJ CONF.
Average RPI Loss:	88	RECORD	PCT. RANK	GAMES	SCHEDULE	OF SCHEDULE	RPI	RPI	RPI	RPI
DIV. I ONLY	22- 6	27	10- 0	198	201	73	73	23	23	
DIV. I NON-CONF.	8- 4	97	0- 0	78	82	59	59	23	23	
TOTALS	RPI 1-25	RPI 26-50	W-L RECORDS	RPI 51-100	RPI 101-150	RPI 150+				
22- 6	0- 2	0- 0	OVERALL	2- 1	4- 2	16- 1				
11- 2	0- 0	0- 0	HOME	1- 0	2- 1	8- 1				
11- 3	0- 2	0- 0	AWAY	1- 0	2- 1	8- 0				
0- 1	0- 0	0- 0	NEUTRAL	0- 1	0- 0	0- 0				
8- 4	0- 2	0- 0	NON-CONFERENCE	2- 1	2- 0	4- 1				
4- 1	0- 0	0- 0	HOME	1- 0	1- 0	2- 1				
4- 2	0- 2	0- 0	AWAY	1- 0	1- 0	2- 0				
0- 1	0- 0	0- 0	NEUTRAL	0- 1	0- 0	0- 0				
14- 2	0- 0	0- 0	CONFERENCE	0- 0	2- 2	12- 0				
7- 1	0- 0	0- 0	HOME	0- 0	1- 1	6- 0				
7- 1	0- 0	0- 0	AWAY	0- 0	1- 1	6- 0				
0- 0	0- 0	0- 0	NEUTRAL	0- 0	0- 0	0- 0				

RPI 1-25				RPI 26-50				RPI 51-100				Team's RPI: 73		RPI 101+			
RPI	S	Opponent	Score	RPI	S	Opponent	Score	RPI	S	Opponent	Score			RPI	S	Opponent	Score
4	A	Oregon St.	52 93					74	H	Montana St.	70 62			109	H	St. Mary's (CA)	68 66
6	A	Stanford	42 68					94	A	UCF	77 71			121	A	Long Beach St.	62 64
								95	N	Jacksonville	54 61			121	H	Long Beach St.	51 64
														138	A	San Francisco	78 58
														150	A	CSUN	63 55
														150	H	CSUN	81 65
														178	H	Hofstra	60 64
														186	A	UC Riverside	61 59
														186	H	UC Riverside	72 55
														214	A	UC Santa Barbara	62 48
														214	H	UC Santa Barbara	70 61
														240	A	Hawaii	69 50
														240	H	Hawaii	70 55
														244	A	Pacific	95 87
														269	H	San Diego St.	75 55
														272	A	Cal Poly	61 53
														272	H	Cal Poly	83 75
														277	H	Portland	66 52
														285	A	Sacramento St.	110 78
														326	A	UC Irvine	89 48
														326	H	UC Irvine	62 42
														346	A	Cal St. Fullerton	70 51
														346	H	Cal St. Fullerton	59 39
LAST 12 Division I GAMES:																	
150	A	CSUN	63 55	214	A	UC Santa Barbara	62 48										
186	A	UC Riverside	61 59	272	A	Cal Poly	61 53										
214	H	UC Santa Barbara	70 61	346	H	Cal St. Fullerton	59 39										
272	H	Cal Poly	83 75	186	H	UC Riverside	72 55										
240	A	Hawaii	69 50	121	A	Long Beach St.	62 64										
326	H	UC Irvine	62 42	346	A	Cal St. Fullerton	70 51										

Non-Div I Games: Holy Names 91 51

UC Davis

■ Loss,
 ■ Non-Conf,
 ■ S Site,
 ■ Home
 ■ A Away
 N Neutral

Average RPI Win:	263	WON-LOST	WINNING	LAST 10	STRENGTH OF	OPP. STRENGTH	TEAM	ADJ.	CONF.	ADJ CONF.
Average RPI Loss:	181	RECORD	PCT. RANK	GAMES	SCHEDULE	OF SCHEDULE	RPI	RPI	RPI	RPI
DIV. I ONLY	4- 26	335	2- 8	212	273	326	326	23	23	
DIV. I NON-CONF.	1- 12	332	0- 0	177	297	320	320	23	23	
TOTALS	RPI 1-25	RPI 26-50	W-L RECORDS	RPI 51-100	RPI 101-150	RPI 150+				
4- 26	0- 0	0- 0	OVERALL	0- 5	1- 5	3- 16				
2- 12	0- 0	0- 0	HOME	0- 3	1- 2	1- 7				
2- 12	0- 0	0- 0	AWAY	0- 2	0- 2	2- 8				
0- 2	0- 0	0- 0	NEUTRAL	0- 0	0- 1	0- 1				
1- 12	0- 0	0- 0	NON-CONFERENCE	0- 3	0- 2	1- 7				
0- 6	0- 0	0- 0	HOME	0- 2	0- 1	0- 3				
1- 5	0- 0	0- 0	AWAY	0- 1	0- 0	1- 4				
0- 1	0- 0	0- 0	NEUTRAL	0- 0	0- 1	0- 0				
3- 14	0- 0	0- 0	CONFERENCE	0- 2	1- 3	2- 9				
2- 6	0- 0	0- 0	HOME	0- 1	1- 1	1- 4				
1- 7	0- 0	0- 0	AWAY	0- 1	0- 2	1- 4				
0- 1	0- 0	0- 0	NEUTRAL	0- 0	0- 0	0- 1				

RPI S	Opponent	Score	RPI S	Opponent	Score	RPI S	Opponent	Score	RPI S	Opponent	Score	Team's RPI: 326
						63	A Gonzaga	38 102	104	H UNLV	46 62	
						73	A UC Davis	42 62	121	A Long Beach St.	74 87	
						73	H UC Davis	48 89	121	H Long Beach St.	63 68	
						89	H Southern California	45 83	145	N Fresno St.	45 63	
						93	H Saint Louis	69 79	150	A CSUN	77 85	
									150	H CSUN	77 52	
									159	A Idaho St.	54 65	
									186	A UC Riverside	58 76	
									186	H UC Riverside	58 79	
									186	N UC Riverside	60 92	
									189	A Utah St.	52 66	
									202	A Loyola Marymount	39 58	
									207	A Portland St.	73 79	
									214	A UC Santa Barbara	53 71	
									214	H UC Santa Barbara	60 85	
									240	A Hawaii	62 79	
									240	H Hawaii	60 73	
									263	H CSU Bakersfield	66 86	
									272	A Cal Poly	74 71	
									272	H Cal Poly	60 78	
									283	A Nevada	72 59	
									285	H Sacramento St.	70 78	
									290	H Southern Utah	58 70	
									346	A Cal St. Fullerton	53 64	
									346	H Cal St. Fullerton	69 62	
LAST 12 Division I GAMES:												
			186	N UC Riverside	60 92	150	A CSUN	77 85				
			346	H Cal St. Fullerton	69 62	73	A UC Davis	42 62				
			214	A UC Santa Barbara	53 71	272	H Cal Poly	60 78				
			121	A Long Beach St.	74 87	121	H Long Beach St.	63 68				
			240	H Hawaii	60 73	214	H UC Santa Barbara	60 85				
			272	A Cal Poly	74 71	240	A Hawaii	62 79				

Non-Div I Games: Concordia (CA) 92 61

UC Irvine

■ Loss,
 ■ Non-Conf,
 ■ S Site,
 ■ Home
 ■ Away
 N Neutral

UC Riverside

Through Games Of March 8, 2017

Average RPI Win:	271	WON-LOST	WINNING	LAST 10	STRENGTH OF	OPP. STRENGTH	TEAM	ADJ.	CONF.	ADJ CONF.
Average RPI Loss:	113	RECORD	PCT. RANK	GAMES	SCHEDULE	OF SCHEDULE	RPI	RPI	RPI	RPI
DIV. I ONLY	16- 15	166	5- 5	237	224	186	186	23	23	
DIV. I NON-CONF.	6- 7	182	0- 0	127	139	149	149	23	23	
TOTALS	RPI 1-25	RPI 26-50	W-L RECORDS	RPI 51-100	RPI 101-150	RPI 150+				
16- 15	0- 1	0- 0	OVERALL	0- 7	0- 4	16- 3				
8- 5	0- 0	0- 0	HOME	0- 3	0- 2	8- 0				
6- 9	0- 1	0- 0	AWAY	0- 4	0- 2	6- 2				
2- 1	0- 0	0- 0	NEUTRAL	0- 0	0- 0	2- 1				
6- 7	0- 1	0- 0	NON-CONFERENCE	0- 5	0- 0	6- 1				
3- 2	0- 0	0- 0	HOME	0- 2	0- 0	3- 0				
2- 5	0- 1	0- 0	AWAY	0- 3	0- 0	2- 1				
1- 0	0- 0	0- 0	NEUTRAL	0- 0	0- 0	1- 0				
10- 8	0- 0	0- 0	CONFERENCE	0- 2	0- 4	10- 2				
5- 3	0- 0	0- 0	HOME	0- 1	0- 2	5- 0				
4- 4	0- 0	0- 0	AWAY	0- 1	0- 2	4- 1				
1- 1	0- 0	0- 0	NEUTRAL	0- 0	0- 0	1- 1				

RPI S	Opponent	Score	RPI S	Opponent	Score	RPI S	Opponent	Score	RPI S	Opponent	Score	Team's RPI: 186
23	A Missouri	62 68				54	A California	56 71	121	A Long Beach St.	51 55	
						55	H Penn	55 71	121	H Long Beach St.	66 73	
						73	A UC Davis	55 72	150	A CSUN	70 79	
						73	H UC Davis	59 61	150	H CSUN	67 70	
						77	H South Dakota	55 61	187	A Kansas	84 90	
						89	A Southern California	49 67	202	A Loyola Marymount	75 72	
						90	A FGCU	45 60	214	A UC Santa Barbara	54 58	
									214	H UC Santa Barbara	73 69	
									214	N UC Santa Barbara	71 81	
									217	H Seattle U	58 54	
									230	N Samford	51 48	
									240	A Hawaii	79 59	
									240	H Hawaii	63 45	
									246	H Grand Canyon	77 64	
									263	A CSU Bakersfield	71 66	
									269	H San Diego St.	72 44	
									272	A Cal Poly	72 69	
									272	H Cal Poly	68 59	
									326	A UC Irvine	79 58	
									326	H UC Irvine	76 58	
									326	N UC Irvine	92 60	
									346	A Cal St. Fullerton	75 63	
									346	H Cal St. Fullerton	68 45	
LAST 12 Division I GAMES:												
214	N	UC Santa Barbara	71	81	214	H	UC Santa Barbara	73	69			
326	N	UC Irvine	92	60	150	H	CSUN	67	70			
73	H	UC Davis	59	61	240	A	Hawaii	79	59			
150	A	CSUN	70	79	272	A	Cal Poly	72	69			
121	H	Long Beach St.	66	73	240	H	Hawaii	63	45			
346	A	Cal St. Fullerton	75	63	121	A	Long Beach St.	51	55			

Non-Div I Games:

UC Riverside

■ Loss,
 ■ Non-Conf,
 ■ S Site,
 ■ Home
 ■ A Away
 N Neutral

[illegible]

UC Santa Barbara

Page 330

Average RPI Win:	181	WON-LOST	WINNING	LAST 10	STRENGTH OF	OPP. STRENGTH	TEAM	ADJ.	CONF.	ADJ CONF.
Average RPI Loss:	95	RECORD	PCT. RANK	GAMES	SCHEDULE	OF SCHEDULE	RPI	RPI	RPI	RPI
DIV. I ONLY	20- 11	97	7- 3	120	80	94	94	5	5	
DIV. I NON-CONF.	10- 3	54	0- 0	221	261	102	102	5	5	
TOTALS	RPI 1-25	RPI 26-50	W-L RECORDS	RPI 51-100	RPI 101-150	RPI 150+				
20- 11	0- 3	1- 0	OVERALL	3- 3	3- 2	13- 3				
10- 6	0- 2	0- 0	HOME	1- 1	2- 2	7- 1				
9- 4	0- 0	1- 0	AWAY	1- 2	1- 0	6- 2				
1- 1	0- 1	0- 0	NEUTRAL	1- 0	0- 0	0- 0				
10- 3	0- 0	0- 0	NON-CONFERENCE	0- 2	2- 1	8- 0				
6- 2	0- 0	0- 0	HOME	0- 1	2- 1	4- 0				
4- 1	0- 0	0- 0	AWAY	0- 1	0- 0	4- 0				
0- 0	0- 0	0- 0	NEUTRAL	0- 0	0- 0	0- 0				
10- 8	0- 3	1- 0	CONFERENCE	3- 1	1- 1	5- 3				
4- 4	0- 2	0- 0	HOME	1- 0	0- 1	3- 1				
5- 3	0- 0	1- 0	AWAY	1- 1	1- 0	2- 2				
1- 1	0- 1	0- 0	NEUTRAL	1- 0	0- 0	0- 0				

RPI S	Opponent	Score	RPI S	Opponent	Score	RPI S	Opponent	Score	RPI S	Opponent	Score
1	H UConn	48 84	30	A South Fla.	66 62	73	H UC Davis	71 77	105	H Virginia Tech	64 67
1	N UConn	56 78				75	A Tulane	56 51	106	H Rider	49 30
18	H Temple	60 66				75	N Tulane	61 57	142	A Tulsa	62 58
						91	A Buffalo	65 66	142	H Tulsa	62 73
						100	A SMU	58 63	148	H Omaha	81 41
						100	H SMU	63 37	166	A Memphis	59 65
									166	H Memphis	62 65
									169	H Bethune-Cookman	70 43
									170	A East Carolina	54 42
									170	H East Carolina	79 51
									174	A Houston	62 48
									174	H Houston	85 59
									180	A Cincinnati	57 63
									180	H Cincinnati	64 44
									243	H South Ala.	70 58
									250	A Ga. Southern	74 54
									260	A Butler	66 59
									262	H Austin Peay	61 43
									276	A Davidson	57 38
									308	A FIU	69 52
									313	H Gardner-Webb	66 52

LAST 12 Division I GAMES:

1	N UConn	56 78	30	A South Fla.	66 62
75	N Tulane	61 57	142	A Tulsa	62 58
18	H Temple	60 66	174	H Houston	85 59
100	H SMU	63 37	100	A SMU	58 63
75	A Tulane	56 51	166	A Memphis	59 65
170	H East Carolina	79 51	180	H Cincinnati	64 44

Non-Div I Games:

UCF

■ Loss,
 ■ Non-Conf,
 ■ S Site,
 ■ H Home
 ■ A Away
 N Neutral

Average RPI Win:	110	WON-LOST	WINNING	LAST 10	STRENGTH OF	OPP. STRENGTH	TEAM	ADJ.	CONF.	ADJ CONF.
Average RPI Loss:	27	RECORD	PCT. RANK	GAMES	SCHEDULE	OF SCHEDULE	RPI	RPI	RPI	RPI
DIV. I ONLY	23- 8	43	6- 4	13	7	10	10	1	1	
DIV. I NON-CONF.	9- 2	37	0- 0	50	93	11	11	1	1	
TOTALS	RPI 1-25	RPI 26-50	W-L RECORDS	RPI 51-100	RPI 101-150	RPI 150+				
23- 8	3- 5	5- 1	OVERALL	5- 1	4- 1	6- 0				
14- 0	2- 0	3- 0	HOME	2- 0	3- 0	4- 0				
6- 7	1- 4	1- 1	AWAY	1- 1	1- 1	2- 0				
3- 1	0- 1	1- 0	NEUTRAL	2- 0	0- 0	0- 0				
9- 2	0- 2	1- 0	NON-CONFERENCE	2- 0	0- 0	6- 0				
5- 0	0- 0	1- 0	HOME	0- 0	0- 0	4- 0				
2- 2	0- 2	0- 0	AWAY	0- 0	0- 0	2- 0				
2- 0	0- 0	0- 0	NEUTRAL	2- 0	0- 0	0- 0				
14- 6	3- 3	4- 1	CONFERENCE	3- 1	4- 1	0- 0				
9- 0	2- 0	2- 0	HOME	2- 0	3- 0	0- 0				
4- 5	1- 2	1- 1	AWAY	1- 1	1- 1	0- 0				
1- 1	0- 1	1- 0	NEUTRAL	0- 0	0- 0	0- 0				

RPI	S	Opponent	Score	RPI	S	Opponent	Score	RPI	S	Opponent	Score	RPI	S	Opponent	Score
3	A	South Carolina	57 66	34	A	Arizona St.	55 52	54	A	California	77 80	102	A	Washington St.	73 82
4	A	Oregon St.	61 68	34	H	Arizona St.	69 60	56	N	Toledo	75 73	102	H	Washington St.	67 48
4	H	Oregon St.	66 56	34	N	Arizona St.	77 68	64	N	Iowa	78 65	108	H	Colorado	87 74
4	N	Oregon St.	53 63	35	A	Oregon	75 84	78	H	Utah	67 56	131	A	Arizona	79 56
6	A	Stanford	85 76	35	H	Oregon	79 63	89	A	Southern California	74 59	131	H	Arizona	69 49
7	A	Baylor	70 84	47	H	Michigan	84 64	89	H	Southern California	71 67	214	A	UC Santa Barbara	71 52
9	A	Washington	70 82									222	H	Southern U.	95 47
9	H	Washington	90 79									240	H	Hawaii	72 49
												244	H	Pacific	82 55
												272	H	Cal Poly	80 64
												278	A	N.C. A&T	83 42
LAST 12 Division I GAMES:															
		4 N Oregon St.	53 63			4 A Oregon St.	61 68								
		34 N Arizona St.	77 68			35 A Oregon	75 84								
		34 A Arizona St.	55 52			6 A Stanford	85 76								
		131 A Arizona	79 56			54 A California	77 80								
		102 H Washington St.	67 48			131 H Arizona	69 49								
		9 H Washington	90 79			34 H Arizona St.	69 60								

Non-Div I Games:

UCLA

Average RPI Win: 75		WON-LOST	WINNING	LAST 10	STRENGTH OF		OPP. STRENGTH	TEAM	ADJ.	CONF.	ADJ CONF.
Average RPI Loss: 0		RECORD	PCT. RANK	GAMES	SCHEDULE		OF SCHEDULE	RPI	RPI	RPI	RPI
DIV. I ONLY		32- 0	1	10- 0	2		3	1	1	5	5
DIV. I NON-CONF.		13- 0	1	1- 0	1		1	1	1	5	5
TOTALS		RPI 1-25	RPI 26-50		W-L RECORDS		RPI 51-100	RPI 101-150		RPI 150+	
32- 0		11- 0	5- 0		OVERALL		7- 0	3- 0		6- 0	
14- 0		5- 0	2- 0		HOME		3- 0	1- 0		3- 0	
14- 0		5- 0	2- 0		AWAY		3- 0	1- 0		3- 0	
4- 0		1- 0	1- 0		NEUTRAL		1- 0	1- 0		0- 0	
13- 0		9- 0	2- 0		NON-CONFERENCE		1- 0	0- 0		1- 0	
6- 0		4- 0	1- 0		HOME		1- 0	0- 0		0- 0	
6- 0		4- 0	1- 0		AWAY		0- 0	0- 0		1- 0	
1- 0		1- 0	0- 0		NEUTRAL		0- 0	0- 0		0- 0	
19- 0		2- 0	3- 0		CONFERENCE		6- 0	3- 0		5- 0	
8- 0		1- 0	1- 0		HOME		2- 0	1- 0		3- 0	
8- 0		1- 0	1- 0		AWAY		3- 0	1- 0		2- 0	
3- 0		0- 0	1- 0		NEUTRAL		1- 0	1- 0		0- 0	

RPI 1-25				Team's RPI: 1				RPI 26-50				RPI 51-100				RPI 101+			
RPI	S	Opponent	Score	RPI	S	Opponent	Score	RPI	S	Opponent	Score	RPI	S	Opponent	Score	RPI	S	Opponent	Score
2	A	Notre Dame	72 61	30	A	South Fla.	96 68	65	H	Chattanooga	80 43	142	A	Tulsa	98 58				
3	H	South Carolina	66 55	30	H	South Fla.	102 37	75	A	Tulane	63 60	142	H	Tulsa	96 50				
7	H	Baylor	72 61	30	N	South Fla.	100 44	75	H	Tulane	100 56	142	N	Tulsa	105 57				
12	A	Florida St.	78 76	32	H	Dayton	98 65	94	A	UCF	84 48	166	H	Memphis	91 48				
13	N	Texas	72 54	36	A	LSU	76 53	94	N	UCF	78 56	170	A	East Carolina	91 44				
16	A	Maryland	87 81					100	A	SMU	88 48	170	H	East Carolina	90 45				
17	H	DePaul	91 46					100	H	SMU	83 41	174	H	Houston	91 42				
18	A	Temple	97 69									180	A	Cincinnati	96 49				
18	H	Temple	90 45									196	A	Nebraska	84 41				
21	A	Kansas St.	75 58																
25	H	Ohio St.	82 63																
LAST 12 Division I GAMES:																			
		30	N	South Fla.			100	44			75	A	Tulane		63	60			
		94	N	UCF			78	56			3	H	South Carolina		66	55			
		142	N	Tulsa			105	57			100	H	SMU		83	41			
		30	A	South Fla.			96	68			180	A	Cincinnati		96	49			
		166	H	Memphis			91	48			142	H	Tulsa		96	50			
		18	H	Temple			90	45			18	A	Temple		97	69			

Non-Div I Games:

UConn

Average RPI Win:	235	WON-LOST	WINNING	LAST 10	STRENGTH OF	OPP. STRENGTH	TEAM	ADJ.	CONF.	ADJ CONF.
Average RPI Loss:	170	RECORD	PCT. RANK	GAMES	SCHEDULE	OF SCHEDULE	RPI	RPI	RPI	RPI
DIV. I ONLY	14- 15	181	6- 4	248	243	210	210	22	22	
DIV. I NON-CONF.	4- 8	230	0- 0	256	293	283	283	22	22	
TOTALS	RPI 1-25	RPI 26-50	W-L RECORDS	RPI 51-100	RPI 101-150	RPI 150+				
14- 15	0- 1	0- 0	OVERALL	0- 3	3- 2	11- 9				
7- 7	0- 0	0- 0	HOME	0- 1	2- 1	5- 5				
6- 7	0- 1	0- 0	AWAY	0- 2	1- 1	5- 3				
1- 1	0- 0	0- 0	NEUTRAL	0- 0	0- 0	1- 1				
4- 8	0- 1	0- 0	NON-CONFERENCE	0- 1	0- 1	4- 5				
1- 5	0- 0	0- 0	HOME	0- 0	0- 1	1- 4				
2- 3	0- 1	0- 0	AWAY	0- 1	0- 0	2- 1				
1- 0	0- 0	0- 0	NEUTRAL	0- 0	0- 0	1- 0				
10- 7	0- 0	0- 0	CONFERENCE	0- 2	3- 1	7- 4				
6- 2	0- 0	0- 0	HOME	0- 1	2- 0	4- 1				
4- 4	0- 0	0- 0	AWAY	0- 1	1- 1	3- 2				
0- 1	0- 0	0- 0	NEUTRAL	0- 0	0- 0	0- 1				

RPI 1-25				RPI 26-50				RPI 51-100				RPI 101+ Team's RPI: 210			
RPI	S	Opponent	Score	RPI	S	Opponent	Score	RPI	S	Opponent	Score	RPI	S	Opponent	Score
16	A	Maryland	42 92					51	A	Virginia	30 56	114	A	Albany (NY)	64 56
								76	A	New Hampshire	50 60	114	H	Albany (NY)	63 60
								76	H	New Hampshire	61 65	115	H	Princeton	58 69
												124	A	Maine	40 72
												124	H	Maine	66 62
												181	A	Hartford	64 47
												181	H	Hartford	73 80
												181	N	Hartford	40 74
												188	A	American	53 70
												194	A	Columbia	67 56
												209	H	Towson	48 59
												212	A	Binghamton	62 69
												212	H	Binghamton	53 45
												229	N	Liberty	62 51
												258	H	UMES	57 70
												259	A	Stony Brook	37 51
												259	H	Stony Brook	67 61
												268	H	Loyola Maryland	65 70
												275	A	Vermont	64 52
												275	H	Vermont	69 66
												291	H	Coppin St.	73 63
												330	H	Morgan St.	61 69
												336	A	LIU Brooklyn	57 45
												344	A	UMass Lowell	78 62
												344	H	UMass Lowell	79 72
LAST 12 Division I GAMES:															
181	N	Hartford	40 74	181	A	Hartford	64 47								
76	H	New Hampshire	61 65	124	H	Maine	66 62								
259	A	Stony Brook	37 51	212	H	Binghamton	53 45								
344	A	UMass Lowell	78 62	76	A	New Hampshire	50 60								
114	H	Albany (NY)	63 60	259	H	Stony Brook	67 61								
275	A	Vermont	64 52	344	H	UMass Lowell	79 72								

Non-Div I Games: Gettysburg 71 51

UMBC

Loss, Non-Conf, S Site, H Home A Away N Neutral

UMES				STRENGTH OF SCHEDULE	OPP. STRENGTH OF SCHEDULE	TEAM RPI	ADJ. RPI	CONF. RPI	ADJ CONF. RPI
Average RPI Win:	262	WON-LOST RECORD	WINNING PCT. RANK						
Average RPI Loss:	228		LAST 10 GAMES						
DIV. I ONLY	12- 15	207	5- 5	318	331	258	258	32	32
DIV. I NON-CONF.	5- 5	165	0- 0	196	226	119	119	31	31

TOTALS	RPI 1-25	RPI 26-50	W-L RECORDS	RPI 51-100	RPI 101-150	RPI 150+			
12- 15	0- 1	0- 1	OVERALL	0- 1	0- 0	12- 12			
3- 6	0- 0	0- 0	HOME	0- 0	0- 0	3- 6			
7- 9	0- 1	0- 1	AWAY	0- 1	0- 0	7- 6			
2- 0	0- 0	0- 0	NEUTRAL	0- 0	0- 0	2- 0			
5- 5	0- 1	0- 1	NON-CONFERENCE	0- 1	0- 0	5- 2			
1- 0	0- 0	0- 0	HOME	0- 0	0- 0	1- 0			
3- 5	0- 1	0- 1	AWAY	0- 1	0- 0	3- 2			
1- 0	0- 0	0- 0	NEUTRAL	0- 0	0- 0	1- 0			
7- 10	0- 0	0- 0	CONFERENCE	0- 0	0- 0	7- 10			
2- 6	0- 0	0- 0	HOME	0- 0	0- 0	2- 6			
4- 4	0- 0	0- 0	AWAY	0- 0	0- 0	4- 4			
1- 0	0- 0	0- 0	NEUTRAL	0- 0	0- 0	1- 0			

RPI 1-25				RPI 26-50				RPI 51-100				RPI 101+ Team's RPI: 258			
RPI	S	Opponent	Score	RPI	S	Opponent	Score	RPI	S	Opponent	Score	RPI	S	Opponent	Score
16	A	Maryland	61 106	38	A	North Carolina St.	58 77	51	A	Virginia	50 60	168	A	Hampton	68 65
												169	A	Bethune-Cookman	59 56
												169	H	Bethune-Cookman	33 61
												170	A	East Carolina	58 66
												199	H	UNCG	60 53
												210	A	UMBC	70 57
												227	A	Howard	40 71
												227	H	Howard	71 72
												242	N	Saint Francis (PA)	90 82
												273	A	Norfolk St.	43 74
												278	A	N.C. A&T	60 57
												278	H	N.C. A&T	58 50
												288	A	Mt. St. Mary's	63 52
												291	H	Coppin St.	49 55
												291	N	Coppin St.	62 59
												297	H	Savannah St.	58 59
												315	A	USC Upstate	63 76
												330	H	Morgan St.	62 66
												331	A	Florida A&M	49 59
												335	A	N.C. Central	59 68
												335	H	N.C. Central	73 51
												337	A	Fla. Atlantic	76 59
												347	A	Delaware St.	79 72
												348	H	South Carolina St.	60 67
LAST 12 Division I GAMES:															
				291	N	Coppin St.	62 59					169	H	Bethune-Cookman	33 61
				330	H	Morgan St.	62 66					273	A	Norfolk St.	43 74
				227	A	Howard	40 71					291	H	Coppin St.	49 55
				347	A	Delaware St.	79 72					168	A	Hampton	68 65
				278	H	N.C. A&T	58 50					297	H	Savannah St.	58 59
				335	H	N.C. Central	73 51					348	H	South Carolina St.	60 67

Non-Div I Games: Cheyney 75 38

UMES

■ Loss,
 ■ Non-Conf,
 ■ S Site,
 ■ Home
 ■ A Away
 N Neutral

Average RPI Win:	265	WON-LOST	WINNING	LAST 10	STRENGTH OF	OPP. STRENGTH	TEAM	ADJ.	CONF.	ADJ CONF.
Average RPI Loss:	193	RECORD	PCT. RANK	GAMES	SCHEDULE	OF SCHEDULE	RPI	RPI	RPI	RPI
DIV. I ONLY	8- 18	278	4- 6	239	316	298	298	29	29	
DIV. I NON-CONF.	3- 8	262	0- 0	133	262	250	250	29	29	
TOTALS	RPI 1-25	RPI 26-50	W-L RECORDS	RPI 51-100	RPI 101-150	RPI 150+				
8- 18	0- 0	0- 0	OVERALL	0- 2	1- 4	7- 12				
4- 10	0- 0	0- 0	HOME	0- 2	0- 3	4- 5				
3- 8	0- 0	0- 0	AWAY	0- 0	1- 1	2- 7				
1- 0	0- 0	0- 0	NEUTRAL	0- 0	0- 0	1- 0				
3- 8	0- 0	0- 0	NON-CONFERENCE	0- 2	1- 2	2- 4				
1- 6	0- 0	0- 0	HOME	0- 2	0- 2	1- 2				
2- 2	0- 0	0- 0	AWAY	0- 0	1- 0	1- 2				
0- 0	0- 0	0- 0	NEUTRAL	0- 0	0- 0	0- 0				
5- 10	0- 0	0- 0	CONFERENCE	0- 0	0- 2	5- 8				
3- 4	0- 0	0- 0	HOME	0- 0	0- 1	3- 3				
1- 6	0- 0	0- 0	AWAY	0- 0	0- 1	1- 5				
1- 0	0- 0	0- 0	NEUTRAL	0- 0	0- 0	1- 0				

RPI 1-25				RPI 26-50				RPI 51-100				RPI 101+ Team's RPI: 298					
RPI	S	Opponent	Score	RPI	S	Opponent	Score	RPI	S	Opponent	Score	RPI	S	Opponent	Score		
								61	H	Western Ill.	65	78	107	A	Abilene Christian	71	68
								81	H	Northern Ill.	75	86	140	A	New Mexico St.	72	78
													140	H	New Mexico St.	43	60
													142	H	Tulsa	70	80
													148	H	Omaha	57	80
													160	H	Western Mich.	54	66
													171	A	La Salle	59	64
													172	H	Southern Ill.	69	77
													179	A	Wichita St.	56	54
													217	A	Seattle U	52	74
													217	H	Seattle U	65	75
													237	A	UTRGV	39	74
													237	H	UTRGV	52	63
													237	N	UTRGV	77	69
													246	A	Grand Canyon	64	75
													246	H	Grand Canyon	77	65
													259	A	Stony Brook	55	57
													263	A	CSU Bakersfield	33	52
													263	H	CSU Bakersfield	63	65
													328	A	Utah Valley	39	58
													328	H	Utah Valley	66	63
													330	H	Morgan St.	64	56
													345	A	Chicago St.	71	55
													345	H	Chicago St.	62	53
LAST 12 Division I GAMES:																	

Non-Div I Games: Cent. Christian (KS111 43 Mo.-St. Louis 60 45

UMKC

Loss, Non-Conf, S Site, H Home A Away N Neutral

Average RPI Win:	307	WON-LOST	WINNING	LAST 10	STRENGTH OF	OPP. STRENGTH	TEAM	ADJ.	CONF.	ADJ CONF.
Average RPI Loss:	191	RECORD	PCT. RANK	GAMES	SCHEDULE	OF SCHEDULE	RPI	RPI	RPI	RPI
DIV. I ONLY	2- 26	345	0- 10	264	262	344	344	22	22	
DIV. I NON-CONF.	2- 10	305	0- 0	301	334	343	343	22	22	
TOTALS	RPI 1-25	RPI 26-50	W-L RECORDS	RPI 51-100	RPI 101-150	RPI 150+				
2- 26	0- 1	0- 1	OVERALL	0- 2	0- 4	2- 18				
2- 11	0- 0	0- 0	HOME	0- 1	0- 2	2- 8				
0- 15	0- 1	0- 1	AWAY	0- 1	0- 2	0- 10				
0- 0	0- 0	0- 0	NEUTRAL	0- 0	0- 0	0- 0				
2- 10	0- 1	0- 1	NON-CONFERENCE	0- 0	0- 0	2- 8				
2- 3	0- 0	0- 0	HOME	0- 0	0- 0	2- 3				
0- 7	0- 1	0- 1	AWAY	0- 0	0- 0	0- 5				
0- 0	0- 0	0- 0	NEUTRAL	0- 0	0- 0	0- 0				
0- 16	0- 0	0- 0	CONFERENCE	0- 2	0- 4	0- 10				
0- 8	0- 0	0- 0	HOME	0- 1	0- 2	0- 5				
0- 8	0- 0	0- 0	AWAY	0- 1	0- 2	0- 5				
0- 0	0- 0	0- 0	NEUTRAL	0- 0	0- 0	0- 0				

RPI 1-25				RPI 26-50				RPI 51-100				RPI 101+ Team's RPI: 344			
RPI	S	Opponent	Score	RPI	S	Opponent	Score	RPI	S	Opponent	Score	RPI	S	Opponent	Score
16	A	Maryland	44 100	49	A	Indiana	45 79	76	A	New Hampshire	45 58	114	A	Albany (NY)	69 93
								76	H	New Hampshire	57 76	114	H	Albany (NY)	60 79
												124	A	Maine	50 76
												124	H	Maine	44 65
												165	H	Fairfield	41 65
												181	A	Hartford	59 80
												181	H	Hartford	64 84
												194	A	Columbia	57 76
												209	A	Towson	56 90
												210	A	UMBC	72 79
												210	H	UMBC	62 78
												212	A	Binghamton	54 69
												212	H	Binghamton	48 58
												225	A	Boston U.	56 66
												245	A	Bryant	62 73
												259	A	Stony Brook	53 83
												259	H	Stony Brook	44 86
												274	H	Colgate	82 77
												275	A	Vermont	36 60
												275	H	Vermont	46 61
												302	H	Rhode Island	57 64
												317	A	Holy Cross	47 62
												339	H	Fairleigh Dickinson	61 55
												343	H	Longwood	59 72
LAST 12 Division I GAMES:															
				76	A	New Hampshire	45 58					212	A	Binghamton	54 69
				210	H	UMBC	62 78					114	H	Albany (NY)	60 79
				275	A	Vermont	36 60					76	H	New Hampshire	57 76
				181	H	Hartford	64 84					210	A	UMBC	72 79
				124	A	Maine	50 76					275	H	Vermont	46 61
				259	H	Stony Brook	44 86					259	A	Stony Brook	53 83

Non-Div I Games: Keene St. 74 48

UMass Lowell

■ Loss,
 ■ Non-Conf,
 ■ S Site,
 ■ Home
 ■ A Away
 N Neutral

UNC Asheville

Through Games Of March 8, 2017

Average RPI Win:	281	WON-LOST	WINNING	LAST 10	STRENGTH OF	OPP. STRENGTH	TEAM	ADJ.	CONF.	ADJ CONF.
Average RPI Loss:	187	RECORD	PCT. RANK	GAMES	SCHEDULE	OF SCHEDULE	RPI	RPI	RPI	RPI
DIV. I ONLY	14- 14	169	5- 5	315	306	238	238	28	28	
DIV. I NON-CONF.	5- 5	165	0- 0	274	228	189	189	28	28	
TOTALS	RPI 1-25	RPI 26-50	W-L RECORDS	RPI 51-100	RPI 101-150	RPI 150+				
14- 14	0- 0	0- 1	OVERALL	0- 0	0- 4	14- 9				
8- 4	0- 0	0- 0	HOME	0- 0	0- 1	8- 3				
6- 9	0- 0	0- 0	AWAY	0- 0	0- 3	6- 2				
0- 1	0- 0	0- 1	NEUTRAL	0- 0	0- 0	0- 0				
5- 5	0- 0	0- 1	NON-CONFERENCE	0- 0	0- 2	5- 2				
3- 0	0- 0	0- 0	HOME	0- 0	0- 0	3- 0				
2- 4	0- 0	0- 0	AWAY	0- 0	0- 2	2- 2				
0- 1	0- 0	0- 1	NEUTRAL	0- 0	0- 0	0- 0				
9- 9	0- 0	0- 0	CONFERENCE	0- 0	0- 2	9- 7				
5- 4	0- 0	0- 0	HOME	0- 0	0- 1	5- 3				
4- 5	0- 0	0- 0	AWAY	0- 0	0- 1	4- 4				
0- 0	0- 0	0- 0	NEUTRAL	0- 0	0- 0	0- 0				

RPI 1-25				RPI 26-50				RPI 51-100				RPI 101+ Team's RPI: 238			
RPI	S	Opponent	Score	RPI	S	Opponent	Score	RPI	S	Opponent	Score	RPI	S	Opponent	Score
				43	N	Harvard	62 79					105	A	Virginia Tech	52 71
												120	A	Fordham	42 55
												126	A	Radford	73 76
												126	H	Radford	62 64
												191	A	Campbell	60 61
												191	H	Campbell	55 61
												199	A	UNCG	77 63
												215	A	Appalachian St.	51 81
												224	A	High Point	70 81
												224	H	High Point	60 76
												228	A	Presbyterian	67 60
												228	H	Presbyterian	47 52
												229	A	Liberty	57 53
												229	H	Liberty	64 54
												239	H	Wofford	84 65
												255	A	Charleston So.	66 73
												255	H	Charleston So.	56 47
												257	A	Furman	51 63
												280	H	Western Caro.	62 53
												281	H	Tennessee Tech	77 65
LAST 12 Division I GAMES:															
				313	H	Gardner-Webb	67 49					191	A	Campbell	60 61
				229	A	Liberty	57 53					228	H	Presbyterian	47 52
				126	A	Radford	73 76					224	A	High Point	70 81
				342	H	Winthrop	71 55					255	H	Charleston So.	56 47
				343	H	Longwood	84 53					126	H	Radford	62 64
				255	A	Charleston So.	66 73					228	A	Presbyterian	67 60
												313	A	Gardner-Webb	52 55
												313	H	Gardner-Webb	67 49
												315	A	USC Upstate	70 59
												342	A	Winthrop	68 53
												342	H	Winthrop	71 55
												343	A	Longwood	80 53

Non-Div I Games: Warren Wilson 113 51

UNC Asheville

■ Loss,
 ■ Non-Conf,
 ■ S Site,
 ■ Home
 ■ A Away
 N Neutral

RPI	S	Opponent	Score
343	H	Longwood	84 53

UNC Asheville

U
N
C
A
s
h
e
v
i
l
l
e

U
N
C
A
s
h
e
v
i
l
l
e

Average RPI Win:	242	WON-LOST	WINNING	LAST 10	STRENGTH OF	OPP. STRENGTH	TEAM	ADJ.	CONF.	ADJ CONF.
Average RPI Loss:	182	RECORD	PCT. RANK	GAMES	SCHEDULE	OF SCHEDULE	RPI	RPI	RPI	RPI
DIV. I ONLY	13- 14	186	7- 3	217	286	199	199	17	17	
DIV. I NON-CONF.	5- 6	186	0- 0	255	349	243	243	20	20	
TOTALS	RPI 1-25	RPI 26-50	W-L RECORDS	RPI 51-100	RPI 101-150	RPI 150+				
13- 14	0- 0	0- 0	OVERALL	1- 4	0- 2	12- 8				
8- 4	0- 0	0- 0	HOME	1- 1	0- 1	7- 2				
4- 9	0- 0	0- 0	AWAY	0- 2	0- 1	4- 6				
1- 1	0- 0	0- 0	NEUTRAL	0- 1	0- 0	1- 0				
5- 6	0- 0	0- 0	NON-CONFERENCE	0- 0	0- 2	5- 4				
2- 3	0- 0	0- 0	HOME	0- 0	0- 1	2- 2				
3- 3	0- 0	0- 0	AWAY	0- 0	0- 1	3- 2				
0- 0	0- 0	0- 0	NEUTRAL	0- 0	0- 0	0- 0				
8- 8	0- 0	0- 0	CONFERENCE	1- 4	0- 0	7- 4				
6- 1	0- 0	0- 0	HOME	1- 1	0- 0	5- 0				
1- 6	0- 0	0- 0	AWAY	0- 2	0- 0	1- 4				
1- 1	0- 0	0- 0	NEUTRAL	0- 1	0- 0	1- 0				

RPI 1-25				RPI 26-50				RPI 51-100				RPI 101+				Team's RPI: 199	
RPI	S	Opponent	Score	RPI	S	Opponent	Score	RPI	S	Opponent	Score	RPI	S	Opponent	Score		
								65	A	Chattanooga	55	58	126	H	Radford	54	70
								65	H	Chattanooga	75	72	143	A	VCU	54	65
								65	N	Chattanooga	53	75	201	A	ETSU	52	60
								92	A	Mercer	47	58	201	H	ETSU	73	62
								92	H	Mercer	64	77	224	A	High Point	69	67
													228	H	Presbyterian	62	69
													230	A	Samford	55	47
													230	H	Samford	64	40
													238	H	UNC Asheville	63	77
													239	A	Wofford	48	54
													239	H	Wofford	67	61
													257	A	Furman	55	65
													257	H	Furman	65	52
													257	N	Furman	68	63
													258	A	UMES	53	60
													264	A	Murray St.	70	81
													270	H	Eastern Ky.	81	66
													273	H	Norfolk St.	59	52
													280	A	Western Caro.	73	77
													280	H	Western Caro.	62	45
													281	A	Tennessee Tech	65	59
													335	A	N.C. Central	64	51
LAST 12 Division I GAMES:																	
				65	N	Chattanooga	53	75	230	A	Samford	55	47				
				257	N	Furman	68	63	257	H	Furman	65	52				
				280	A	Western Caro.	73	77	239	H	Wofford	67	61				
				201	H	ETSU	73	62	280	H	Western Caro.	62	45				
				65	H	Chattanooga	75	72	65	A	Chattanooga	55	58				
				92	A	Mercer	47	58	201	A	ETSU	52	60				

Non-Div I Games: Barton 70 48 UNC Pembroke 72 69 Greensboro 83 26 Brevard 77 34 UNCG

Loss, Non-Conf, S Site, H Home A Away N Neutral

Average RPI Win:	224	WON-LOST	WINNING	LAST 10	STRENGTH OF	OPP. STRENGTH	TEAM	ADJ.	CONF.	ADJ CONF.
Average RPI Loss:	116	RECORD	PCT. RANK	GAMES	SCHEDULE	OF SCHEDULE	RPI	RPI	RPI	RPI
DIV. I ONLY	10- 19	259	3- 7	147	97	218	218	9	9	
DIV. I NON-CONF.	4- 6	209	0- 0	258	167	246	246	8	8	
TOTALS	RPI 1-25	RPI 26-50	W-L RECORDS	RPI 51-100	RPI 101-150	RPI 150+				
10- 19	0- 1	0- 5	OVERALL	0- 2	0- 4	10- 7				
5- 9	0- 0	0- 2	HOME	0- 1	0- 2	5- 4				
4- 10	0- 1	0- 3	AWAY	0- 1	0- 2	4- 3				
1- 0	0- 0	0- 0	NEUTRAL	0- 0	0- 0	1- 0				
4- 6	0- 1	0- 1	NON-CONFERENCE	0- 0	0- 0	4- 4				
2- 3	0- 0	0- 0	HOME	0- 0	0- 0	2- 3				
2- 3	0- 1	0- 1	AWAY	0- 0	0- 0	2- 1				
0- 0	0- 0	0- 0	NEUTRAL	0- 0	0- 0	0- 0				
6- 13	0- 0	0- 4	CONFERENCE	0- 2	0- 4	6- 3				
3- 6	0- 0	0- 2	HOME	0- 1	0- 2	3- 1				
2- 7	0- 0	0- 2	AWAY	0- 1	0- 2	2- 2				
1- 0	0- 0	0- 0	NEUTRAL	0- 0	0- 0	1- 0				

RPI	S	Opponent	Score	RPI	S	Opponent	Score	RPI	S	Opponent	Score	RPI	S	Opponent	Score	Team's RPI: 218
20	A	Tennessee	54 90	29	A	Elon	48 82	79	A	Drexel	51 76	127	A	William & Mary	52 58	
				29	H	Elon	56 66	79	H	Drexel	38 71	127	H	William & Mary	43 57	
				38	A	North Carolina St.	54 86					135	A	Delaware	40 57	
				41	A	James Madison	51 73					135	H	Delaware	52 63	
				41	H	James Madison	59 70					152	A	Northeastern	47 55	
												152	H	Northeastern	68 63	
												170	A	East Carolina	65 75	
												171	H	La Salle	48 64	
												178	A	Hofstra	56 54	
												178	H	Hofstra	54 66	
												195	H	Providence	49 65	
												209	A	Towson	48 42	
												209	H	Towson	59 56	
												213	A	Col. of Charleston	37 76	
												213	H	Col. of Charleston	67 61	
												213	N	Col. of Charleston	49 44	
												239	H	Wofford	67 71	
												257	H	Furman	56 52	
												261	A	Georgia St.	72 66	
												273	H	Norfolk St.	64 56	
												276	A	Davidson	67 58	
LAST 12 Division I GAMES:																
213	N	Col. of Charleston	49 44	79	A	Drexel	51 76	209	A	Towson	48 42	29	H	Elon	56 66	
29	A	Elon	48 82	209	A	Towson	48 42	29	H	Elon	56 66	135	A	Delaware	40 57	
152	H	Northeastern	68 63	29	H	Elon	56 66	213	H	Col. of Charleston	67 61	213	H	Col. of Charleston	67 61	
127	A	William & Mary	52 58	209	H	Towson	59 56									
178	H	Hofstra	54 66													
41	H	James Madison	59 70													

Non-Div I Games: Catawba 91 65

UNCW

■ Loss,
 ■ Non-Conf, S Site,
 ■ Home
 ■ Away
 N Neutral

Average RPI Win:	201	WON-LOST	WINNING	LAST 10	STRENGTH OF	OPP. STRENGTH	TEAM	ADJ.	CONF.	ADJ CONF.
Average RPI Loss:	67	RECORD	PCT. RANK	GAMES	SCHEDULE	OF SCHEDULE	RPI	RPI	RPI	RPI
DIV. I ONLY	21- 7	38	7- 3	132	122	50	50	16	16	
DIV. I NON-CONF.	6- 4	127	0- 0	29	16	45	45	14	14	
TOTALS	RPI 1-25	RPI 26-50	W-L RECORDS	RPI 51-100	RPI 101-150	RPI 150+				
21- 7	2- 0	0- 3	OVERALL	1- 3	2- 0	16- 1				
11- 2	2- 0	0- 2	HOME	0- 0	1- 0	8- 0				
8- 5	0- 0	0- 1	AWAY	1- 3	0- 0	7- 1				
2- 0	0- 0	0- 0	NEUTRAL	0- 0	1- 0	1- 0				
6- 4	2- 0	0- 1	NON-CONFERENCE	1- 3	2- 0	1- 0				
3- 1	2- 0	0- 1	HOME	0- 0	1- 0	0- 0				
1- 3	0- 0	0- 0	AWAY	1- 3	0- 0	0- 0				
2- 0	0- 0	0- 0	NEUTRAL	0- 0	1- 0	1- 0				
15- 3	0- 0	0- 2	CONFERENCE	0- 0	0- 0	15- 1				
8- 1	0- 0	0- 1	HOME	0- 0	0- 0	8- 0				
7- 2	0- 0	0- 1	AWAY	0- 0	0- 0	7- 1				
0- 0	0- 0	0- 0	NEUTRAL	0- 0	0- 0	0- 0				

RPI 1-25				RPI 26-50				Team's RPI: 50		RPI 51-100				RPI 101+			
RPI	S	Opponent	Score	RPI	S	Opponent	Score		RPI	S	Opponent	Score	RPI	S	Opponent	Score	
21	H	Kansas St.	67 59	28	A	Drake	57 70		59	A	Iowa St.	68 76	129	H	North Dakota	74 53	
24	H	Creighton	50 49	28	H	Drake	79 88		62	A	IUPUI	69 62	149	N	Idaho	76 74	
				37	H	South Dakota St.	50 61		64	A	Iowa	39 88	154	A	Missouri St.	61 54	
									80	A	Oklahoma St.	57 81	154	H	Missouri St.	65 64	
													172	A	Southern Ill.	59 64	
													172	H	Southern Ill.	79 49	
													179	A	Wichita St.	63 61	
													179	H	Wichita St.	62 37	
													231	A	Bradley	72 53	
													231	H	Bradley	70 50	
													234	A	Indiana St.	61 59	
													234	H	Indiana St.	59 47	
													241	A	Evansville	62 36	
													241	H	Evansville	54 40	
													310	N	Denver	79 68	
													314	A	Illinois St.	78 40	
													314	H	Illinois St.	82 51	
													323	A	Loyola Chicago	89 43	
													323	H	Loyola Chicago	68 30	
LAST 12 Division I GAMES:																	
154	H	Missouri St.	65 64	231	H	Bradley	70 50										
179	H	Wichita St.	62 37	172	A	Southern Ill.	59 64										
28	A	Drake	57 70	241	A	Evansville	62 36										
234	A	Indiana St.	61 59	28	H	Drake	79 88										
323	A	Loyola Chicago	89 43	323	H	Loyola Chicago	68 30										
314	H	Illinois St.	82 51	234	H	Indiana St.	59 47										

Non-Div I Games: Wis.-Parkside 72 57

UNI

■ Loss,
 ■ Non-Conf, S Site,
 ■ Home
 ■ Away
 N Neutral

Average RPI Win:	200	WON-LOST	WINNING	LAST 10	STRENGTH OF	OPP. STRENGTH	TEAM	ADJ.	CONF.	ADJ CONF.
Average RPI Loss:	113	RECORD	PCT. RANK	GAMES	SCHEDULE	OF SCHEDULE	RPI	RPI	RPI	RPI
DIV. I ONLY	21- 10	80	7- 3	154	135	104	104	13	13	
DIV. I NON-CONF.	8- 3	67	0- 0	123	87	72	72	15	15	
TOTALS	RPI 1-25	RPI 26-50	W-L RECORDS	RPI 51-100	RPI 101-150	RPI 150+				
21- 10	0- 1	1- 1	OVERALL	2- 4	4- 1	14- 3				
12- 3	0- 0	0- 0	HOME	2- 1	2- 1	8- 1				
7- 4	0- 0	1- 0	AWAY	0- 2	0- 0	6- 2				
2- 3	0- 1	0- 1	NEUTRAL	0- 1	2- 0	0- 0				
8- 3	0- 1	0- 1	NON-CONFERENCE	1- 1	3- 0	4- 0				
4- 0	0- 0	0- 0	HOME	1- 0	1- 0	2- 0				
2- 0	0- 0	0- 0	AWAY	0- 0	0- 0	2- 0				
2- 3	0- 1	0- 1	NEUTRAL	0- 1	2- 0	0- 0				
13- 7	0- 0	1- 0	CONFERENCE	1- 3	1- 1	10- 3				
8- 3	0- 0	0- 0	HOME	1- 1	1- 1	6- 1				
5- 4	0- 0	1- 0	AWAY	0- 2	0- 0	4- 2				
0- 0	0- 0	0- 0	NEUTRAL	0- 0	0- 0	0- 0				

RPI 1-25				RPI 26-50				RPI 51-100				RPI 101+				Team's RPI: 104	
RPI	S	Opponent	Score	RPI	S	Opponent	Score	RPI	S	Opponent	Score	RPI	S	Opponent	Score		
4	N	Oregon St.	59 62	30	N	South Fla.	42 77	53	A	Colorado St.	41 44	117	H	Ole Miss	64 57		
				48	A	Boise St.	58 55	53	H	Colorado St.	37 57	140	N	New Mexico St.	52 47		
								88	N	BYU	54 63	145	H	Fresno St.	51 53		
								89	H	Southern California	77 66	145	H	Fresno St.	54 38		
								98	A	Wyoming	57 79	149	N	Idaho	73 61		
								98	H	Wyoming	51 46	151	A	New Mexico	61 52		
												151	H	New Mexico	56 42		
												174	H	Houston	64 53		
												189	A	Utah St.	49 58		
												189	H	Utah St.	55 53		
												189	H	Utah St.	68 43		
												200	A	San Jose St.	63 55		
												200	H	San Jose St.	65 76		
												252	H	Tennessee St.	69 48		
												269	A	San Diego St.	68 87		
												269	H	San Diego St.	80 62		
												283	A	Nevada	64 49		
												283	H	Nevada	60 41		
												312	A	Pepperdine	68 61		
												322	A	Air Force	60 56		
												322	H	Air Force	52 38		
												326	A	UC Irvine	62 46		
LAST 12 Division I GAMES:																	
				145	H	Fresno St.	51 53	269	H	San Diego St.	80 62						
				189	H	Utah St.	68 43	200	A	San Jose St.	63 55						
				145	H	Fresno St.	54 38	283	H	Nevada	60 41						
				189	A	Utah St.	49 58	53	A	Colorado St.	41 44						
				283	A	Nevada	64 49	151	A	New Mexico	61 52						
				322	H	Air Force	52 38	200	H	San Jose St.	65 76						

Non-Div I Games: Concordia (CA) 102 46

UNLV

■ Loss,
 ■ Non-Conf, S Site,
 ■ Home
 ■ Away
 N Neutral

Average RPI Win:	298	WON-LOST	WINNING	LAST 10	STRENGTH OF	OPP. STRENGTH	TEAM	ADJ.	CONF.	ADJ CONF.
Average RPI Loss:	184	RECORD	PCT. RANK	GAMES	SCHEDULE	OF SCHEDULE	RPI	RPI	RPI	RPI
DIV. I ONLY	6- 21	314	1- 9	254	293	315	315	25	25	
DIV. I NON-CONF.	4- 8	230	0- 0	267	333	274	274	24	24	
TOTALS	RPI 1-25	RPI 26-50	W-L RECORDS	RPI 51-100	RPI 101-150	RPI 150+				
6- 21	0- 0	0- 1	OVERALL	0- 5	0- 4	6- 11				
3- 9	0- 0	0- 0	HOME	0- 2	0- 2	3- 5				
3- 12	0- 0	0- 1	AWAY	0- 3	0- 2	3- 6				
0- 0	0- 0	0- 0	NEUTRAL	0- 0	0- 0	0- 0				
4- 8	0- 0	0- 1	NON-CONFERENCE	0- 1	0- 1	4- 5				
1- 4	0- 0	0- 0	HOME	0- 0	0- 1	1- 3				
3- 4	0- 0	0- 1	AWAY	0- 1	0- 0	3- 2				
0- 0	0- 0	0- 0	NEUTRAL	0- 0	0- 0	0- 0				
2- 13	0- 0	0- 0	CONFERENCE	0- 4	0- 3	2- 6				
2- 5	0- 0	0- 0	HOME	0- 2	0- 1	2- 2				
0- 8	0- 0	0- 0	AWAY	0- 2	0- 2	0- 4				
0- 0	0- 0	0- 0	NEUTRAL	0- 0	0- 0	0- 0				

RPI S	Opponent	Score	RPI S	Opponent	Score	RPI S	Opponent	Score	RPI S	Opponent	Score	Team's RPI: 315
39	A West Virginia	33 91	57	A Purdue	41 71	101	A Stetson	68 80				
			90	A FGCU	43 93	101	A Stetson	49 70				
			90	H FGCU	50 80	101	H Stetson	55 77				
			95	A Jacksonville	46 59	127	H William & Mary	46 49				
			95	H Jacksonville	47 65	191	H Campbell	41 56				
						208	A Illinois	57 77				
						228	A Presbyterian	55 48				
						238	H UNC Asheville	59 70				
						257	A Furman	37 57				
						258	H UMES	76 63				
						271	A Kennesaw St.	67 74				
						271	H Kennesaw St.	71 79				
						295	A North Florida	74 77				
						295	H North Florida	67 78				
						299	A Lipscomb	77 84				
						299	H Lipscomb	89 75				
						313	H Gardner-Webb	53 57				
						321	A NJIT	66 70				
						321	H NJIT	75 58				
						335	A N.C. Central	68 58				
						348	A South Carolina St.	73 67				
LAST 12 Division I GAMES:												
101	A Stetson	49 70	299	H Lipscomb	89 75							
321	A NJIT	66 70	271	A Kennesaw St.	67 74							
101	H Stetson	55 77	299	A Lipscomb	77 84							
90	H FGCU	50 80	271	H Kennesaw St.	71 79							
95	A Jacksonville	46 59	90	A FGCU	43 93							
295	A North Florida	74 77	101	A Stetson	68 80							

Non-Div I Games: Bob Jones 92 50 Converse 93 35 Warren Wilson 91 53

USC Upstate

Loss, Non-Conf, S Site, H Home A Away N Neutral

Average RPI Win:	217	WON-LOST	WINNING	LAST 10	STRENGTH OF	OPP. STRENGTH	TEAM	ADJ.	CONF.	ADJ CONF.
Average RPI Loss:	117	RECORD	PCT. RANK	GAMES	SCHEDULE	OF SCHEDULE	RPI	RPI	RPI	RPI
DIV. I ONLY	19- 7	56	7- 3	165	199	84	84	21	21	
DIV. I NON-CONF.	5- 3	122	0- 0	84	58	69	69	19	19	
TOTALS	RPI 1-25	RPI 26-50	W-L RECORDS	RPI 51-100	RPI 101-150	RPI 150+				
19- 7	0- 1	1- 1	OVERALL	0- 1	1- 2	17- 2				
9- 3	0- 0	0- 1	HOME	0- 1	1- 0	8- 1				
9- 4	0- 1	1- 0	AWAY	0- 0	0- 2	8- 1				
1- 0	0- 0	0- 0	NEUTRAL	0- 0	0- 0	1- 0				
5- 3	0- 1	1- 0	NON-CONFERENCE	0- 1	0- 1	4- 0				
2- 1	0- 0	0- 0	HOME	0- 1	0- 0	2- 0				
2- 2	0- 1	1- 0	AWAY	0- 0	0- 1	1- 0				
1- 0	0- 0	0- 0	NEUTRAL	0- 0	0- 0	1- 0				
14- 4	0- 0	0- 1	CONFERENCE	0- 0	1- 1	13- 2				
7- 2	0- 0	0- 1	HOME	0- 0	1- 0	6- 1				
7- 2	0- 0	0- 0	AWAY	0- 0	0- 1	7- 1				
0- 0	0- 0	0- 0	NEUTRAL	0- 0	0- 0	0- 0				

RPI 1-25				RPI 26-50				RPI 51-100				Team's RPI: 84	RPI 101+			
RPI	S	Opponent	Score	RPI	S	Opponent	Score	RPI	S	Opponent	Score		RPI	S	Opponent	Score
21	A	Kansas St.	49 62	40	A	Western Ky.	71 68	99	H	SFA	60 65		103	A	Texas Tech	60 79
				45	H	Little Rock	49 58						123	A	Troy	68 85
													123	H	Troy	78 72
													158	A	Louisiana	79 76
													158	H	Louisiana	79 66
													164	A	Texas St.	61 39
													164	H	Texas St.	69 75
													179	H	Wichita St.	74 70
													184	H	UTSA	75 54
													198	A	Seton Hall	86 61
													215	A	Appalachian St.	73 62
													215	H	Appalachian St.	74 63
													243	A	South Ala.	73 49
													243	H	South Ala.	53 41
													250	A	Ga. Southern	69 60
													254	A	Coastal Caro.	70 41
													254	H	Coastal Caro.	60 58
													261	A	Georgia St.	59 64
													269	N	San Diego St.	64 58
													318	H	Arkansas St.	69 58
													332	A	La.-Monroe	83 47
													332	H	La.-Monroe	93 59
LAST 12 Division I GAMES:																
				158	A	Louisiana	79 76					318	H	Arkansas St.	69 58	
				332	A	La.-Monroe	83 47					45	H	Little Rock	49 58	
				243	H	South Ala.	53 41					164	H	Texas St.	69 75	
				123	H	Troy	78 72					215	A	Appalachian St.	73 62	
				261	A	Georgia St.	59 64					254	A	Coastal Caro.	70 41	
				250	A	Ga. Southern	69 60					332	H	La.-Monroe	93 59	

Non-Div I Games: Tex. A&M-Commerce 80 50 Eastern N.M. 65 48

UT Arlington

Loss, Non-Conf, S Site, H Home A Away N Neutral

Average RPI Win:	260	WON-LOST	WINNING	LAST 10	STRENGTH OF	OPP. STRENGTH	TEAM	ADJ.	CONF.	ADJ CONF.
Average RPI Loss:	152	RECORD	PCT. RANK	GAMES	SCHEDULE	OF SCHEDULE	RPI	RPI	RPI	RPI
DIV. I ONLY	12- 19	239	7- 3	176	220	220	220	26	26	
DIV. I NON-CONF.	3- 10	280	0- 0	113	46	236	236	26	26	
TOTALS	RPI 1-25	RPI 26-50	W-L RECORDS	RPI 51-100	RPI 101-150	RPI 150+				
12- 19	0- 3	0- 0	OVERALL	0- 5	0- 1	12- 10				
7- 6	0- 1	0- 0	HOME	0- 1	0- 1	7- 3				
4- 12	0- 2	0- 0	AWAY	0- 3	0- 0	4- 7				
1- 1	0- 0	0- 0	NEUTRAL	0- 1	0- 0	1- 0				
3- 10	0- 3	0- 0	NON-CONFERENCE	0- 3	0- 1	3- 3				
2- 3	0- 1	0- 0	HOME	0- 1	0- 1	2- 0				
1- 7	0- 2	0- 0	AWAY	0- 2	0- 0	1- 3				
0- 0	0- 0	0- 0	NEUTRAL	0- 0	0- 0	0- 0				
9- 9	0- 0	0- 0	CONFERENCE	0- 2	0- 0	9- 7				
5- 3	0- 0	0- 0	HOME	0- 0	0- 0	5- 3				
3- 5	0- 0	0- 0	AWAY	0- 1	0- 0	3- 4				
1- 1	0- 0	0- 0	NEUTRAL	0- 1	0- 0	1- 0				

RPI 1-25				RPI 26-50				RPI 51-100				RPI 101+ Team's RPI: 220			
RPI	S	Opponent	Score	RPI	S	Opponent	Score	RPI	S	Opponent	Score	RPI	S	Opponent	Score
11	H	Louisville	57 100					58	A	Belmont	66 71	111	H	Vanderbilt	77 79
17	A	DePaul	68 100					58	N	Belmont	62 83	161	A	Oral Roberts	53 82
23	A	Missouri	69 80					65	H	Chattanooga	60 80	172	H	Southern Ill.	76 68
								68	A	Northwestern	59 82	177	H	Morehead St.	68 89
								70	A	Ohio	55 72	203	A	SIUE	82 72
												203	H	SIUE	68 70
												230	A	Samford	62 69
												251	H	Jacksonville St.	94 83
												252	A	Tennessee St.	80 85
												262	A	Austin Peay	60 85
												262	H	Austin Peay	83 80
												262	N	Austin Peay	59 43
												264	A	Murray St.	90 70
												264	H	Murray St.	83 82
												267	A	Southeast Mo. St.	82 73
												267	H	Southeast Mo. St.	79 82
												270	H	Eastern Ky.	66 56
												278	A	N.C. A&T	59 74
												280	A	Western Caro.	84 72
												281	A	Tennessee Tech	71 81
												301	A	Eastern Ill.	70 80
												301	H	Eastern Ill.	74 72
												318	H	Arkansas St.	68 63
LAST 12 Division I GAMES:															
				58	N	Belmont	62 83	301	H	Eastern Ill.	74 72				
				262	N	Austin Peay	59 43	270	H	Eastern Ky.	66 56				
				264	H	Murray St.	83 82	281	A	Tennessee Tech	71 81				
				262	A	Austin Peay	60 85	264	A	Murray St.	90 70				
				267	A	Southeast Mo. St.	82 73	262	H	Austin Peay	83 80				
				203	A	SIUE	82 72	203	H	SIUE	68 70				

Non-Div I Games:

UT Martin

■ Loss,
 ■ Non-Conf,
 ■ S Site,
 ■ Home
 ■ A Away
 N Neutral

Average RPI Win: 282	WON-LOST	WINNING	LAST 10	STRENGTH OF	OPP. STRENGTH	TEAM	ADJ.	CONF.	ADJ CONF.
Average RPI Loss: 140	RECORD	PCT. RANK	GAMES	SCHEDULE	OF SCHEDULE	RPI	RPI	RPI	RPI
DIV. I ONLY	7- 23	311	2- 8	166	157	303	303	15	15
DIV. I NON-CONF.	2- 9	293	0- 0	119	191	298	298	16	16
TOTALS	RPI 1-25	RPI 26-50	W-L RECORDS	RPI 51-100	RPI 101-150	RPI 150+			
7- 23	0- 1	0- 3	OVERALL	0- 1	1- 8	6- 10			
6- 8	0- 0	0- 1	HOME	0- 0	1- 2	5- 5			
1- 9	0- 0	0- 0	AWAY	0- 1	0- 4	1- 4			
0- 6	0- 1	0- 2	NEUTRAL	0- 0	0- 2	0- 1			
2- 9	0- 1	0- 2	NON-CONFERENCE	0- 0	0- 2	2- 4			
2- 3	0- 0	0- 0	HOME	0- 0	0- 1	2- 2			
0- 1	0- 0	0- 0	AWAY	0- 0	0- 0	0- 1			
0- 5	0- 1	0- 2	NEUTRAL	0- 0	0- 1	0- 1			
5- 14	0- 0	0- 1	CONFERENCE	0- 1	1- 6	4- 6			
4- 5	0- 0	0- 1	HOME	0- 0	1- 1	3- 3			
1- 8	0- 0	0- 0	AWAY	0- 1	0- 4	1- 3			
0- 1	0- 0	0- 0	NEUTRAL	0- 0	0- 1	0- 0			

RPI 1-25			RPI 26-50			RPI 51-100			RPI 101+ Team's RPI: 303		
RPI	S	Opponent	Score	RPI	S	Opponent	Score	RPI	S	Opponent	Score
21	N	Kansas St.	40 61	36	N	LSU	45 78	83	A	Middle Tenn.	53 76
				38	N	North Carolina St.	55 71				
				40	H	Western Ky.	54 71				
LAST 12 Division I GAMES:											
130	N	Old Dominion	70 80	183	H	North Texas	69 76	308	A	FIU	87 88
110	A	Charlotte	74 84	116	A	Southern Miss.	48 73	308	H	FIU	88 47
130	A	Old Dominion	68 87	144	A	Louisiana Tech	61 69	337	A	Fla. Atlantic	51 50
308	H	FIU	88 47	83	A	Middle Tenn.	53 76	337	H	Fla. Atlantic	69 59
337	H	Fla. Atlantic	69 59	189	A	UAB	61 74	338	H	Houston Baptist	75 45
155	H	Rice	76 80	248	H	Marshall	84 74				

Non-Div I Games: Western N.M. 93 46

UTEP

■ Loss,
 ■ Non-Conf,
 ■ S Site,
 ■ Home
 ■ A Away
 N Neutral

Average RPI Win: 294	WON-LOST	WINNING	LAST 10	STRENGTH OF	OPP. STRENGTH	TEAM	ADJ.	CONF.	ADJ CONF.
Average RPI Loss: 166	RECORD	PCT. RANK	GAMES	SCHEDULE	OF SCHEDULE	RPI	RPI	RPI	RPI
DIV. I ONLY	15- 13	154	5- 5	339	246	237	237	29	29
DIV. I NON-CONF.	7- 6	157	1- 1	324	75	201	201	29	29
<hr/>									
TOTALS	RPI 1-25	RPI 26-50	W-L RECORDS	RPI 51-100	RPI 101-150	RPI 150+			
15- 13	0- 2	0- 0	OVERALL	0- 1	0- 3	15- 7			
8- 4	0- 0	0- 0	HOME	0- 0	0- 1	8- 3			
6- 8	0- 2	0- 0	AWAY	0- 1	0- 2	6- 3			
1- 1	0- 0	0- 0	NEUTRAL	0- 0	0- 0	1- 1			
7- 6	0- 2	0- 0	NON-CONFERENCE	0- 1	0- 1	7- 2			
4- 1	0- 0	0- 0	HOME	0- 0	0- 0	4- 1			
2- 5	0- 2	0- 0	AWAY	0- 1	0- 1	2- 1			
1- 0	0- 0	0- 0	NEUTRAL	0- 0	0- 0	1- 0			
8- 7	0- 0	0- 0	CONFERENCE	0- 0	0- 2	8- 5			
4- 3	0- 0	0- 0	HOME	0- 0	0- 1	4- 2			
4- 3	0- 0	0- 0	AWAY	0- 0	0- 1	4- 2			
0- 1	0- 0	0- 0	NEUTRAL	0- 0	0- 0	0- 1			

RPI 1-25				RPI 26-50				RPI 51-100				RPI 101+ Team's RPI: 237			
RPI	S	Opponent	Score	RPI	S	Opponent	Score	RPI	S	Opponent	Score	RPI	S	Opponent	Score
13	A	Texas	61 85					80	A	Oklahoma St.	53 86	107	A	Abilene Christian	54 70
19	A	Oklahoma	59 92									140	A	New Mexico St.	67 87
												140	H	New Mexico St.	46 64
												174	H	Houston	52 68
												183	N	North Texas	74 69
												196	A	Nebraska	53 71
												217	A	Seattle U	58 57
												217	H	Seattle U	54 67
												246	A	Grand Canyon	59 60
												246	H	Grand Canyon	52 49
												263	A	CSU Bakersfield	46 74
												263	H	CSU Bakersfield	61 67
												266	H	Prairie View	82 74
												284	A	A&M-Corpus Christi	68 65
												284	H	A&M-Corpus Christi	55 46
												298	A	UMKC	63 52
												298	H	UMKC	74 39
												298	N	UMKC	69 77
												304	H	North Dakota St.	81 67
												328	A	Utah Valley	64 45
												328	H	Utah Valley	64 55
												340	A	Sam Houston St.	69 45
												340	H	Sam Houston St.	78 50
												345	A	Chicago St.	57 46
												345	H	Chicago St.	71 43
<hr/>															
LAST 12 Division I GAMES:															
298	N	UMKC	69 77	140	A	New Mexico St.	67 87	263	H	CSU Bakersfield	61 67	246	H	Grand Canyon	52 49
107	A	Abilene Christian	54 70	298	A	UMKC	63 52	217	H	Seattle U	54 67	328	H	Utah Valley	64 55
183	N	North Texas	74 69	217	A	Seattle U	58 57	328	H	Utah Valley	64 55	340	A	Sam Houston St.	69 45
140	H	New Mexico St.	46 64	263	H	CSU Bakersfield	61 67	246	H	Grand Canyon	52 49	340	H	Sam Houston St.	78 50
328	A	Utah Valley	64 45	298	A	UMKC	63 52	217	H	Seattle U	54 67	345	A	Chicago St.	57 46
217	A	Seattle U	58 57	328	H	Utah Valley	64 55	345	H	Chicago St.	71 43				

Non-Div I Games: St. Thomas (TX) 63 56 Texas Lutheran 68 52 Evangel 86 55

UTRGV

Loss, Non-Conf, S Site, H Home A Away N Neutral

Average RPI Win:	223	WON-LOST	WINNING	LAST 10	STRENGTH OF	OPP. STRENGTH	TEAM	ADJ.	CONF.	ADJ CONF.
Average RPI Loss:	121	RECORD	PCT. RANK	GAMES	SCHEDULE	OF SCHEDULE	RPI	RPI	RPI	RPI
DIV. I ONLY	13- 15	201	4- 6	138	138	184	184	15	15	
DIV. I NON-CONF.	3- 6	230	0- 0	31	54	186	186	16	16	
TOTALS	RPI 1-25	RPI 26-50	W-L RECORDS	RPI 51-100	RPI 101-150	RPI 150+				
13- 15	0- 1	1- 1	OVERALL	0- 3	3- 5	9- 5				
8- 7	0- 0	1- 0	HOME	0- 1	2- 2	5- 4				
5- 7	0- 1	0- 1	AWAY	0- 2	1- 3	4- 0				
0- 1	0- 0	0- 0	NEUTRAL	0- 0	0- 0	0- 1				
3- 6	0- 1	0- 1	NON-CONFERENCE	0- 2	1- 1	2- 1				
3- 3	0- 0	0- 0	HOME	0- 1	1- 1	2- 1				
0- 3	0- 1	0- 1	AWAY	0- 1	0- 0	0- 0				
0- 0	0- 0	0- 0	NEUTRAL	0- 0	0- 0	0- 0				
10- 9	0- 0	1- 0	CONFERENCE	0- 1	2- 4	7- 4				
5- 4	0- 0	1- 0	HOME	0- 0	1- 1	3- 3				
5- 4	0- 0	0- 0	AWAY	0- 1	1- 3	4- 0				
0- 1	0- 0	0- 0	NEUTRAL	0- 0	0- 0	0- 1				

RPI 1-25				RPI 26-50				RPI 51-100				RPI 101+ Team's RPI: 184			
RPI	S	Opponent	Score	RPI	S	Opponent	Score	RPI	S	Opponent	Score	RPI	S	Opponent	Score
13	A	Texas	43 76	35	A	Oregon	63 77	75	H	Tulane	66 75	107	H	Abilene Christian	71 68
				40	H	Western Ky.	80 77	83	A	Middle Tenn.	63 77	110	A	Charlotte	67 78
								84	A	UT Arlington	54 75	116	A	Southern Miss.	71 74
												116	H	Southern Miss.	68 69
												128	H	Northern Colo.	66 73
												130	A	Old Dominion	81 68
												144	A	Louisiana Tech	71 77
												144	H	Louisiana Tech	63 61
												155	H	Rice	61 66
												155	N	Rice	63 75
												164	H	Texas St.	72 47
												174	H	Houston	49 56
												183	H	North Texas	55 58
												189	A	UAB	82 67
												229	H	Liberty	80 64
												248	H	Marshall	81 88
												303	A	UTEP	83 81
												303	H	UTEP	97 76
												308	A	FIU	70 61
												308	H	FIU	69 55
												337	A	Fla. Atlantic	72 62
												337	H	Fla. Atlantic	97 66
LAST 12 Division I GAMES:															
				155	N	Rice	63 75	155	H	Rice	61 66				
				130	A	Old Dominion	81 68	144	A	Louisiana Tech	71 77				
				110	A	Charlotte	67 78	116	A	Southern Miss.	71 74				
				337	H	Fla. Atlantic	97 66	189	A	UAB	82 67				
				308	H	FIU	69 55	83	A	Middle Tenn.	63 77				
				183	H	North Texas	55 58	40	H	Western Ky.	80 77				

Non-Div I Games: Tex. A&M-Kingsville70 44 Angelo St. 77 85

UTSA

Loss, Non-Conf, S Site, H Home A Away N Neutral

Average RPI Win:	159	WON-LOST	WINNING	LAST 10	STRENGTH OF	OPP. STRENGTH	TEAM	ADJ.	CONF.	ADJ CONF.
Average RPI Loss:	38	RECORD	PCT. RANK	GAMES	SCHEDULE	OF SCHEDULE	RPI	RPI	RPI	RPI
DIV. I ONLY	16- 14	157	3- 7	38	36	78	78	1	1	
DIV. I NON-CONF.	11- 0	1	0- 0	176	300	26	26	1	1	
TOTALS	RPI 1-25	RPI 26-50	W-L RECORDS	RPI 51-100	RPI 101-150	RPI 150+				
16- 14	0- 7	0- 4	OVERALL	5- 0	5- 3	6- 0				
9- 7	0- 3	0- 2	HOME	3- 0	1- 2	5- 0				
6- 6	0- 4	0- 1	AWAY	2- 0	3- 1	1- 0				
1- 1	0- 0	0- 1	NEUTRAL	0- 0	1- 0	0- 0				
11- 0	0- 0	0- 0	NON-CONFERENCE	2- 0	3- 0	6- 0				
7- 0	0- 0	0- 0	HOME	2- 0	0- 0	5- 0				
3- 0	0- 0	0- 0	AWAY	0- 0	2- 0	1- 0				
1- 0	0- 0	0- 0	NEUTRAL	0- 0	1- 0	0- 0				
5- 14	0- 7	0- 4	CONFERENCE	3- 0	2- 3	0- 0				
2- 7	0- 3	0- 2	HOME	1- 0	1- 2	0- 0				
3- 6	0- 4	0- 1	AWAY	2- 0	1- 1	0- 0				
0- 1	0- 0	0- 1	NEUTRAL	0- 0	0- 0	0- 0				

RPI	S	Opponent	Score	RPI	S	Opponent	Score	RPI	S	Opponent	Score	RPI	S	Opponent	Score
4	A	Oregon St.	44 70	34	H	Arizona St.	44 66	54	A	California	73 64	102	A	Washington St.	74 57
4	H	Oregon St.	49 63	34	N	Arizona St.	54 72	54	H	California	63 57	102	H	Washington St.	55 61
6	A	Stanford	51 87	35	A	Oregon	66 84	74	H	Montana St.	74 64	108	A	Colorado	49 54
6	H	Stanford	58 77	35	H	Oregon	61 73	88	H	BYU	77 60	108	H	Colorado	58 53
9	A	Washington	77 84					89	A	Southern California	58 53	109	A	St. Mary's (CA)	63 62
9	H	Washington	53 82									110	N	Charlotte	81 68
10	A	UCLA	56 67									131	H	Arizona	70 81
												145	A	Fresno St.	65 55
												189	H	Utah St.	65 58
												235	H	Weber St.	71 52
												283	A	Nevada	80 50
												290	H	Southern Utah	69 43
												293	H	Northern Ariz.	78 65
												328	H	Utah Valley	100 52
LAST 12 Division I GAMES:															
34	N	Arizona St.	54 72	54	A	California	73 64								
9	A	Washington	77 84	102	H	Washington St.	55 61								
102	A	Washington St.	74 57	9	H	Washington	53 82								
4	H	Oregon St.	49 63	108	H	Colorado	58 53								
35	H	Oregon	61 73	108	A	Colorado	49 54								
6	A	Stanford	51 87	35	A	Oregon	66 84								

Non-Div I Games:

Utah

■ Loss,
 ■ Non-Conf, S Site,
 ■ Home
 ■ Away
 N Neutral

Average RPI Win:	223	WON-LOST	WINNING	LAST 10	STRENGTH OF	OPP. STRENGTH	TEAM	ADJ.	CONF.	ADJ CONF.
Average RPI Loss:	142	RECORD	PCT. RANK	GAMES	SCHEDULE	OF SCHEDULE	RPI	RPI	RPI	RPI
DIV. I ONLY	16- 14	157	6- 4	247	173	189	189	13	13	
DIV. I NON-CONF.	6- 4	127	0- 0	321	268	231	231	15	15	
TOTALS	RPI 1-25	RPI 26-50	W-L RECORDS	RPI 51-100	RPI 101-150	RPI 150+				
16- 14	0- 0	1- 1	OVERALL	2- 5	2- 3	11- 5				
11- 4	0- 0	1- 0	HOME	2- 2	1- 0	7- 2				
3- 10	0- 0	0- 1	AWAY	0- 3	1- 3	2- 3				
2- 0	0- 0	0- 0	NEUTRAL	0- 0	0- 0	2- 0				
6- 4	0- 0	0- 0	NON-CONFERENCE	1- 2	0- 1	5- 1				
4- 2	0- 0	0- 0	HOME	1- 1	0- 0	3- 1				
1- 2	0- 0	0- 0	AWAY	0- 1	0- 1	1- 0				
1- 0	0- 0	0- 0	NEUTRAL	0- 0	0- 0	1- 0				
10- 10	0- 0	1- 1	CONFERENCE	1- 3	2- 2	6- 4				
7- 2	0- 0	1- 0	HOME	1- 1	1- 0	4- 1				
2- 8	0- 0	0- 1	AWAY	0- 2	1- 2	1- 3				
1- 0	0- 0	0- 0	NEUTRAL	0- 0	0- 0	1- 0				

RPI 1-25				RPI 26-50				RPI 51-100				RPI 101+				Team's RPI: 189
RPI	S	Opponent	Score	RPI	S	Opponent	Score	RPI	S	Opponent	Score	RPI	S	Opponent	Score	
48	A	Boise St.	56 76	48	H	Boise St.	65 63	53	A	Colorado St.	43 74	104	A	UNLV	53 55	
48	H	Boise St.						53	H	Colorado St.	55 48	104	A	UNLV	43 68	
								74	H	Montana St.	64 56	104	H	UNLV	58 49	
								78	A	Utah	58 65	131	A	Arizona	57 61	
								88	H	BYU	40 60	145	A	Fresno St.	52 47	
								98	A	Wyoming	40 59	151	A	New Mexico	67 78	
								98	H	Wyoming	48 71	151	H	New Mexico	58 68	
												159	H	Idaho St.	69 56	
												200	H	San Jose St.	82 78	
												269	A	San Diego St.	59 66	
												269	H	San Diego St.	53 47	
												283	A	Nevada	81 69	
												283	H	Nevada	60 57	
												290	H	Southern Utah	54 70	
												322	A	Air Force	61 64	
												322	H	Air Force	65 62	
												322	N	Air Force	46 40	
												324	A	Montana	65 47	
												326	H	UC Irvine	66 52	
												328	H	Utah Valley	56 45	
												333	N	Incarinate Word	79 46	
LAST 12 Division I GAMES:																
104	A	UNLV	43 68	269	A	San Diego St.	59 66									
322	N	Air Force	46 40	98	A	Wyoming	40 59									
104	H	UNLV	58 49	53	H	Colorado St.	55 48									
322	A	Air Force	61 64	48	H	Boise St.	65 63									
200	H	San Jose St.	82 78	283	A	Nevada	81 69									
283	H	Nevada	60 57	145	A	Fresno St.	52 47									

Non-Div I Games: Westminster (UT) 72 49

Utah St.

Utah Valley

Through Games Of March 8, 2017

Average RPI Win:	309	WON-LOST	WINNING	LAST 10	STRENGTH OF	OPP. STRENGTH	TEAM	ADJ.	CONF.	ADJ CONF.
Average RPI Loss:	201	RECORD	PCT. RANK	GAMES	SCHEDULE	OF SCHEDULE	RPI	RPI	RPI	RPI
DIV. I ONLY	7- 21	305	3- 7	316	302	328	328	29	29	
DIV. I NON-CONF.	3- 10	280	0- 0	310	225	323	323	29	29	
TOTALS	RPI 1-25	RPI 26-50	W-L RECORDS	RPI 51-100	RPI 101-150	RPI 150+				
7- 21	0- 0	0- 1	OVERALL	0- 2	0- 3	7- 15				
4- 8	0- 0	0- 0	HOME	0- 1	0- 2	4- 5				
2- 11	0- 0	0- 0	AWAY	0- 0	0- 0	2- 3				
1- 2	0- 0	0- 1	NEUTRAL	0- 0	0- 0	1- 1				
3- 10	0- 0	0- 1	NON-CONFERENCE	0- 2	0- 1	3- 6				
2- 3	0- 0	0- 0	HOME	0- 1	0- 1	2- 1				
1- 5	0- 0	0- 0	AWAY	0- 1	0- 0	1- 4				
0- 2	0- 0	0- 1	NEUTRAL	0- 0	0- 0	0- 1				
4- 11	0- 0	0- 0	CONFERENCE	0- 0	0- 2	4- 9				
2- 5	0- 0	0- 0	HOME	0- 0	0- 1	2- 4				
1- 6	0- 0	0- 0	AWAY	0- 0	0- 1	1- 5				
1- 0	0- 0	0- 0	NEUTRAL	0- 0	0- 0	1- 0				

RPI S	Opponent	Score	RPI S	Opponent	Score	RPI S	Opponent	Score	RPI S	Opponent	Score	Team's RPI: 328
44 N	Central Mich.	62 71	78 A	Utah	52 100	88 H	BYU	50 68	136 H	Eastern Wash.	50 83	
									140 A	New Mexico St.	46 63	
									140 H	New Mexico St.	53 66	
									159 A	Idaho St.	56 61	
									189 A	Utah St.	45 56	
									203 N	SIUE	64 71	
									217 A	Seattle U	55 65	
									217 H	Seattle U	51 69	
									235 H	Weber St.	61 64	
									237 A	UTRGV	55 64	
									237 H	UTRGV	45 64	
									246 A	Grand Canyon	42 60	
									246 H	Grand Canyon	46 62	
									263 A	CSU Bakersfield	39 55	
									263 H	CSU Bakersfield	59 63	
									263 N	CSU Bakersfield	59 53	
									272 A	Cal Poly	65 77	
									290 A	Southern Utah	70 64	
									298 A	UMKC	63 66	
									298 H	UMKC	58 39	
									310 H	Denver	72 58	
									312 H	Pepperdine	72 65	
									322 A	Air Force	53 64	
									345 A	Chicago St.	62 59	
									345 H	Chicago St.	73 54	
LAST 12 Division I GAMES:												
263 N	CSU Bakersfield	59 53	345 H	Chicago St.	73 54							
217 A	Seattle U	55 65	298 H	UMKC	58 39							
237 H	UTRGV	45 64	217 H	Seattle U	51 69							
140 H	New Mexico St.	53 66	140 A	New Mexico St.	46 63							
246 A	Grand Canyon	42 60	237 A	UTRGV	55 64							
263 A	CSU Bakersfield	39 55	263 H	CSU Bakersfield	59 63							

Non-Div I Games: Dixie St. 68 56 Antelope Valley 87 47

Utah Valley

Loss, Non-Conf, S Site, H Home A Away N Neutral

Average RPI Win:	217	WON-LOST	WINNING	LAST 10	STRENGTH OF	OPP. STRENGTH	TEAM	ADJ.	CONF.	ADJ CONF.
Average RPI Loss:	97	RECORD	PCT. RANK	GAMES	SCHEDULE	OF SCHEDULE	RPI	RPI	RPI	RPI
DIV. I ONLY	16- 15	166	5- 5	109	119	143	143	12	12	
DIV. I NON-CONF.	7- 6	157	0- 0	111	122	130	130	12	12	
TOTALS	RPI 1-25	RPI 26-50	W-L RECORDS	RPI 51-100	RPI 101-150	RPI 150+				
16- 15	0- 0	0- 2	OVERALL	1- 6	1- 6	14- 1				
9- 6	0- 0	0- 1	HOME	0- 3	0- 2	9- 0				
5- 8	0- 0	0- 0	AWAY	0- 0	1- 0	4- 0				
2- 1	0- 0	0- 1	NEUTRAL	1- 0	0- 0	1- 0				
7- 6	0- 0	0- 0	NON-CONFERENCE	1- 3	0- 3	6- 0				
3- 3	0- 0	0- 0	HOME	0- 2	0- 1	3- 0				
2- 3	0- 0	0- 0	AWAY	0- 1	0- 2	2- 0				
2- 0	0- 0	0- 0	NEUTRAL	1- 0	0- 0	1- 0				
9- 9	0- 0	0- 2	CONFERENCE	0- 3	1- 3	8- 1				
6- 3	0- 0	0- 1	HOME	0- 1	0- 1	6- 0				
3- 5	0- 0	0- 0	AWAY	0- 2	1- 2	2- 1				
0- 1	0- 0	0- 1	NEUTRAL	0- 0	0- 0	0- 0				

RPI S	Opponent	Score	RPI S	Opponent	Score	RPI S	Opponent	Score	RPI S	Opponent	Score	Team's RPI: 143
32	H Dayton	48 68	32	N Dayton	61 77	52	A George Washington	67 81	112	A Saint Joseph's	58 64	
						62	H IUPUI	62 71	112	H Saint Joseph's	70 80	
						66	N Villanova	68 66	117	A Ole Miss	57 77	
						72	H Minnesota	69 79	120	A Fordham	61 58	
						87	A Wake Forest	54 60	122	A Duquesne	51 70	
						93	A Saint Louis	72 77	130	A Old Dominion	60 70	
						93	H Saint Louis	48 62	147	H Iona	57 59	
									156	H Brown	85 72	
									171	H La Salle	61 56	
									188	N American	68 62	
									191	A Campbell	66 53	
									193	A George Mason	59 70	
									199	H UNCG	65 54	
									233	A Richmond	57 55	
									233	H Richmond	62 55	
									233	H Richmond	72 64	
									249	A St. Bonaventure	77 60	
									257	A Furman	75 61	
									276	H Davidson	54 47	
									291	H Coppin St.	73 44	
									302	H Rhode Island	68 57	
									309	H Massachusetts	55 52	
LAST 12 Division I GAMES:												
32	N Dayton	61 77	93	A Saint Louis	72 77							
233	H Richmond	72 64	32	H Dayton	48 68							
276	H Davidson	54 47	233	A Richmond	57 55							
249	A St. Bonaventure	77 60	309	H Massachusetts	55 52							
112	H Saint Joseph's	70 80	120	A Fordham	61 58							
122	A Duquesne	51 70	302	H Rhode Island	68 57							

Non-Div I Games:

VCU

■ Loss,
 ■ Non-Conf,
 ■ S Site,
 ■ H Home
 ■ A Away
 N Neutral

Valparaiso

Through Games Of March 8, 2017

Average RPI Win:	284	WON-LOST	WINNING	LAST 10	STRENGTH OF	OPP. STRENGTH	TEAM	ADJ.	CONF.	ADJ CONF.
Average RPI Loss:	159	RECORD	PCT. RANK	GAMES	SCHEDULE	OF SCHEDULE	RPI	RPI	RPI	RPI
DIV. I ONLY	8- 21	288	5- 5	219	221	292	292	19	19	
DIV. I NON-CONF.	3- 6	230	0- 0	252	189	270	270	21	21	
TOTALS	RPI 1-25	RPI 26-50	W-L RECORDS	RPI 51-100	RPI 101-150	RPI 150+				
8- 21	0- 1	0- 4	OVERALL	0- 0	1- 6	7- 10				
5- 8	0- 0	0- 1	HOME	0- 0	1- 2	4- 5				
2- 12	0- 0	0- 0	AWAY	0- 0	0- 0	2- 0				
1- 1	0- 0	0- 1	NEUTRAL	0- 0	0- 0	1- 0				
3- 6	0- 1	0- 1	NON-CONFERENCE	0- 0	0- 1	3- 3				
2- 2	0- 0	0- 0	HOME	0- 0	0- 0	2- 2				
1- 4	0- 1	0- 1	AWAY	0- 0	0- 1	1- 1				
0- 0	0- 0	0- 0	NEUTRAL	0- 0	0- 0	0- 0				
5- 15	0- 0	0- 3	CONFERENCE	0- 0	1- 5	4- 7				
3- 6	0- 0	0- 1	HOME	0- 0	1- 2	2- 3				
1- 8	0- 0	0- 1	AWAY	0- 0	0- 3	1- 4				
1- 1	0- 0	0- 1	NEUTRAL	0- 0	0- 0	1- 0				

RPI 1-25				RPI 26-50				RPI 51-100				RPI 101+ Team's RPI: 292			
RPI	S	Opponent	Score	RPI	S	Opponent	Score	RPI	S	Opponent	Score	RPI	S	Opponent	Score
2	A	Notre Dame	54 114	26	A	Green Bay	35 56					101	A	Stetson	75 87
				26	H	Green Bay	36 75					139	A	Detroit Mercy	60 85
				26	N	Green Bay	60 89					139	H	Detroit Mercy	57 55
				49	A	Indiana	58 87					141	A	Wright St.	48 63
												141	H	Wright St.	52 65
												146	A	Milwaukee	64 80
												146	H	Milwaukee	74 85
												153	A	Oakland	63 104
												153	H	Oakland	60 98
												182	A	Cleveland St.	60 71
												182	H	Cleveland St.	62 66
												229	H	Liberty	70 68
												231	H	Bradley	56 67
												241	H	Evansville	65 70
												296	A	Northern Ky.	41 32
												296	H	Northern Ky.	55 70
												301	H	Eastern Ill.	73 68
												314	A	Illinois St.	56 77
												319	A	Youngstown St.	70 76
												319	H	Youngstown St.	77 60
												319	N	Youngstown St.	79 62
												320	A	Ill.-Chicago	60 74
												320	H	Ill.-Chicago	72 63
												345	A	Chicago St.	53 51
LAST 12 Division I GAMES:															
				26	N	Green Bay	60 89	296	A	Northern Ky.	41 32				
				319	N	Youngstown St.	79 62	141	A	Wright St.	48 63				
				320	H	Ill.-Chicago	72 63	182	H	Cleveland St.	62 66				
				146	A	Milwaukee	64 80	319	H	Youngstown St.	77 60				
				139	H	Detroit Mercy	57 55	320	A	Ill.-Chicago	60 74				
				153	H	Oakland	60 98	141	H	Wright St.	52 65				

Non-Div I Games: Ind.-Kokomo 102 47 Grace (IN) 71 49

Valparaiso

Loss, Non-Conf, S Site, H Home A Away N Neutral

Vanderbilt

Through Games Of March 8, 2017

Average RPI Win:	165	WON-LOST	WINNING	LAST 10	STRENGTH OF	OPP. STRENGTH	TEAM	ADJ.	CONF.	ADJ CONF.
Average RPI Loss:	56	RECORD	PCT. RANK	GAMES	SCHEDULE	OF SCHEDULE	RPI	RPI	RPI	RPI
DIV. I ONLY	14- 16	193	4- 6	48	41	111	111	2	2	
DIV. I NON-CONF.	10- 3	54	0- 0	110	124	53	53	2	2	
TOTALS	RPI 1-25	RPI 26-50	W-L RECORDS	RPI 51-100	RPI 101-150	RPI 150+				
14- 16	1- 8	1- 3	OVERALL	2- 2	2- 1	8- 2				
10- 5	1- 3	1- 1	HOME	2- 1	2- 0	4- 0				
3- 10	0- 5	0- 2	AWAY	0- 1	0- 0	3- 2				
1- 1	0- 0	0- 0	NEUTRAL	0- 0	0- 1	1- 0				
10- 3	1- 1	0- 1	NON-CONFERENCE	2- 0	0- 0	7- 1				
6- 1	1- 1	0- 0	HOME	2- 0	0- 0	3- 0				
3- 2	0- 0	0- 1	AWAY	0- 0	0- 0	3- 1				
1- 0	0- 0	0- 0	NEUTRAL	0- 0	0- 0	1- 0				
4- 13	0- 7	1- 2	CONFERENCE	0- 2	2- 1	1- 1				
4- 4	0- 2	1- 1	HOME	0- 1	2- 0	1- 0				
0- 8	0- 5	0- 1	AWAY	0- 1	0- 0	0- 1				
0- 1	0- 0	0- 0	NEUTRAL	0- 0	0- 1	0- 0				

RPI	S	Opponent	Score	RPI	S	Opponent	Score	RPI	S	Opponent	Score	RPI	S	Opponent	Score	Team's RPI: 111
3	A	South Carolina	51 82	36	A	LSU	58 64	75	H	Tulane	74 63	117	H	Ole Miss	85 67	
5	A	Mississippi St.	41 86	36	H	LSU	70 68	79	H	Drexel	73 63	133	H	Alabama	87 80	
8	H	Duke	77 73	46	H	Auburn	59 64	82	H	Florida	73 93	133	N	Alabama	57 77	
11	H	Louisville	66 78	49	A	Indiana	61 94	86	A	Georgia	68 70	166	A	Memphis	59 75	
14	A	Kentucky	63 71									173	A	Arkansas	56 59	
20	A	Tennessee	63 91									173	H	Arkansas	66 64	
20	H	Tennessee	57 70									192	H	Robert Morris	75 59	
22	A	Texas A&M	72 77									201	A	ETSU	80 72	
23	H	Missouri	68 74									203	N	SIUE	73 63	
												220	A	UT Martin	79 77	
												271	H	Kennesaw St.	86 54	
												281	H	Tennessee Tech	89 57	
												322	A	Air Force	75 49	
LAST 12 Division I GAMES:																
133	N	Alabama	57 77	5	A	Mississippi St.	41 86									
36	A	LSU	58 64	14	A	Kentucky	63 71									
173	H	Arkansas	66 64	82	H	Florida	73 93									
117	H	Ole Miss	85 67	133	H	Alabama	87 80									
3	A	South Carolina	51 82	20	A	Tennessee	63 91									
36	H	LSU	70 68	173	A	Arkansas	56 59									

Non-Div I Games:

Vanderbilt

Loss, Non-Conf, S Site, H Home A Away N Neutral

Average RPI Win:	263	WON-LOST	WINNING	LAST 10	STRENGTH OF	OPP. STRENGTH	TEAM	ADJ.	CONF.	ADJ CONF.
Average RPI Loss:	154	RECORD	PCT. RANK	GAMES	SCHEDULE	OF SCHEDULE	RPI	RPI	RPI	RPI
DIV. I ONLY	9- 20	273	4- 6	163	267	275	275	22	22	
DIV. I NON-CONF.	3- 9	275	0- 0	156	323	296	296	22	22	
TOTALS	RPI 1-25	RPI 26-50	W-L RECORDS	RPI 51-100	RPI 101-150	RPI 150+				
9- 20	0- 1	0- 1	OVERALL	0- 2	1- 6	8- 10				
7- 7	0- 0	0- 0	HOME	0- 1	1- 2	6- 4				
2- 12	0- 1	0- 1	AWAY	0- 1	0- 3	2- 6				
0- 1	0- 0	0- 0	NEUTRAL	0- 0	0- 1	0- 0				
3- 9	0- 1	0- 1	NON-CONFERENCE	0- 0	0- 2	3- 5				
3- 3	0- 0	0- 0	HOME	0- 0	0- 1	3- 2				
0- 6	0- 1	0- 1	AWAY	0- 0	0- 1	0- 3				
0- 0	0- 0	0- 0	NEUTRAL	0- 0	0- 0	0- 0				
6- 11	0- 0	0- 0	CONFERENCE	0- 2	1- 4	5- 5				
4- 4	0- 0	0- 0	HOME	0- 1	1- 1	3- 2				
2- 6	0- 0	0- 0	AWAY	0- 1	0- 2	2- 3				
0- 1	0- 0	0- 0	NEUTRAL	0- 0	0- 1	0- 0				

RPI 1-25				RPI 26-50				RPI 51-100				RPI 101+ Team's RPI: 275			
RPI	S	Opponent	Score	RPI	S	Opponent	Score	RPI	S	Opponent	Score	RPI	S	Opponent	Score
18	A	Temple	39 53	47	A	Michigan	56 78	76	A	New Hampshire	47 66	114	A	Albany (NY)	53 64
								76	H	New Hampshire	49 57	114	H	Albany (NY)	52 67
												114	N	Albany (NY)	45 65
												124	A	Maine	43 59
												124	H	Maine	55 52
												134	A	Yale	48 77
												146	H	Milwaukee	44 68
												153	A	Oakland	55 79
												156	H	Brown	50 62
												181	A	Hartford	55 68
												181	H	Hartford	76 70
												210	A	UMBC	66 69
												210	H	UMBC	52 64
												212	A	Binghamton	61 76
												212	H	Binghamton	55 64
												216	H	Dartmouth	59 54
												227	A	Howard	57 64
												245	H	Bryant	57 63
												259	A	Stony Brook	57 43
												259	H	Stony Brook	53 43
												305	A	Central Conn. St.	76 78
												317	H	Holy Cross	63 52
												321	H	NJIT	64 42
												344	A	UMass Lowell	61 46
												344	H	UMass Lowell	60 36
LAST 12 Division I GAMES:															
				114	N	Albany (NY)	45 65	212	A	Binghamton	61 76				
				259	A	Stony Brook	57 43	181	H	Hartford	76 70				
				114	H	Albany (NY)	52 67	124	A	Maine	43 59				
				344	H	UMass Lowell	60 36	259	H	Stony Brook	53 43				
				210	H	UMBC	52 64	114	A	Albany (NY)	53 64				
				76	A	New Hampshire	47 66	344	A	UMass Lowell	61 46				

Non-Div I Games:

Vermont

■ Loss,
 ■ Non-Conf, S Site,
 ■ Home
 ■ Away
 N Neutral

Average RPI Win:	164	WON-LOST	WINNING	LAST 10	STRENGTH OF	OPP. STRENGTH	TEAM	ADJ.	CONF.	ADJ CONF.
Average RPI Loss:	44	RECORD	PCT. RANK	GAMES	SCHEDULE	OF SCHEDULE	RPI	RPI	RPI	RPI
DIV. I ONLY	16- 14	157	5- 5	28	69	66	66	7	7	
DIV. I NON-CONF.	5- 6	186	0- 0	8	30	71	71	7	7	

TOTALS	RPI 1-25	RPI 26-50	W-L RECORDS	RPI 51-100	RPI 101-150	RPI 150+				
16- 14	0- 7	0- 2	OVERALL	5- 3	1- 2	10- 0				
8- 5	0- 3	0- 1	HOME	2- 1	0- 0	6- 0				
7- 5	0- 3	0- 1	AWAY	2- 1	1- 0	4- 0				
1- 4	0- 1	0- 0	NEUTRAL	1- 1	0- 2	0- 0				
5- 6	0- 3	0- 0	NON-CONFERENCE	2- 1	1- 2	2- 0				
2- 2	0- 1	0- 0	HOME	0- 1	0- 0	2- 0				
2- 1	0- 1	0- 0	AWAY	1- 0	1- 0	0- 0				
1- 3	0- 1	0- 0	NEUTRAL	1- 0	0- 2	0- 0				
11- 8	0- 4	0- 2	CONFERENCE	3- 2	0- 0	8- 0				
6- 3	0- 2	0- 1	HOME	2- 0	0- 0	4- 0				
5- 4	0- 2	0- 1	AWAY	1- 1	0- 0	4- 0				
0- 1	0- 0	0- 0	NEUTRAL	0- 1	0- 0	0- 0				

RPI 1-25				RPI 26-50				RPI 51-100 Team's RPI: 66				RPI 101+			
RPI	S	Opponent	Score	RPI	S	Opponent	Score	RPI	S	Opponent	Score	RPI	S	Opponent	Score
5	N	Mississippi St.	62 108	27	A	Marquette	53 62	52	H	George Washington	69 72	112	A	Saint Joseph's	62 54
8	A	Duke	50 68	27	H	Marquette	71 77	55	A	Penn	60 48	123	N	Troy	85 93
17	A	DePaul	50 77					57	N	Purdue	58 44	143	N	VCU	66 68
17	H	DePaul	50 80					67	A	Georgetown	49 54	171	H	La Salle	52 49
18	H	Temple	48 83					67	H	Georgetown	71 50	195	A	Providence	64 59
24	A	Creighton	46 60					69	A	St. John's (NY)	67 56	195	H	Providence	61 43
24	H	Creighton	44 47					69	H	St. John's (NY)	55 50	198	A	Seton Hall	87 52
								69	N	St. John's (NY)	40 56	198	H	Seton Hall	69 52
												204	A	Xavier	72 47
												204	H	Xavier	76 71
												260	A	Butler	70 69
												260	H	Butler	61 58
												306	H	Lehigh	59 37
LAST 12 Division I GAMES:															
69	N	St. John's (NY)	40 56	69	A	St. John's (NY)	67 56								
27	A	Marquette	53 62	195	H	Providence	61 43								
17	A	DePaul	50 77	24	H	Creighton	44 47								
260	H	Butler	61 58	67	A	Georgetown	49 54								
204	H	Xavier	76 71	204	A	Xavier	72 47								
198	A	Seton Hall	87 52	260	A	Butler	70 69								

Non-Div I Games:

Villanova

■ Loss,
■ Non-Conf, S Site,
■ Home
■ Away
N Neutral

Average RPI Win: 154		WON-LOST	WINNING	LAST 10	STRENGTH OF	OPP. STRENGTH	TEAM	ADJ.	CONF.	ADJ CONF.
Average RPI Loss: 45		RECORD	PCT. RANK	GAMES	SCHEDULE	OF SCHEDULE	RPI	RPI	RPI	RPI
DIV. I ONLY		19- 12	109	5- 5	59	24	51	51	3	3
DIV. I NON-CONF.		11- 2	23	0- 0	268	80	78	78	4	4
TOTALS	RPI 1-25		RPI 26-50		W-L RECORDS	RPI 51-100	RPI 101-150		RPI 150+	
19- 12	1- 6		1- 2		OVERALL	5- 2	3- 1		9- 1	
12- 3	1- 2		1- 1		HOME	3- 0	1- 0		6- 0	
5- 7	0- 3		0- 1		AWAY	1- 1	2- 1		2- 1	
2- 2	0- 1		0- 0		NEUTRAL	1- 1	0- 0		1- 0	
11- 2	0- 0		1- 0		NON-CONFERENCE	2- 2	0- 0		8- 0	
7- 0	0- 0		1- 0		HOME	1- 0	0- 0		5- 0	
3- 1	0- 0		0- 0		AWAY	1- 1	0- 0		2- 0	
1- 1	0- 0		0- 0		NEUTRAL	0- 1	0- 0		1- 0	
8- 10	1- 6		0- 2		CONFERENCE	3- 0	3- 1		1- 1	
5- 3	1- 2		0- 1		HOME	2- 0	1- 0		1- 0	
2- 6	0- 3		0- 1		AWAY	0- 0	2- 1		0- 1	
1- 1	0- 1		0- 0		NEUTRAL	1- 0	0- 0		0- 0	

RPI 1-25					
RPI	S	Opponent	Score		
2	A	Notre Dame	74	82	
2	N	Notre Dame	59	76	
8	H	Duke	51	70	
11	A	Louisville	55	66	
11	H	Louisville	81	86	
12	H	Florida St.	60	51	
15	A	Miami (FL)	52	63	

RPI 26-50					
RPI	S	Opponent	Score		
31	A	Syracuse	49	54	
32	H	Dayton	66	56	
38	H	North Carolina St.	48	59	

RPI 51-100						Team's RPI:	51
RPI	S	Opponent	Score				
60	H	Georgia Tech	65	64			
68	A	Northwestern	60	69			
69	N	St. John's (NY)	55	66			
83	H	Middle Tenn.	63	51			
86	A	Georgia	66	43			
87	H	Wake Forest	60	57			
87	N	Wake Forest	61	44			

RPI 101+					
RPI	S	Opponent	Score		
105	A	Virginia Tech	63	55	
105	H	Virginia Tech	76	27	
113	A	Clemson	69	37	
118	A	North Carolina	58	67	
162	A	Pittsburgh	54	62	
175	H	Boston College	62	55	
196	N	Nebraska	73	51	
210	H	UMBC	56	30	
226	H	Rutgers	62	54	
233	A	Richmond	63	56	
256	A	Bowling Green	67	47	
258	H	UMES	60	50	
291	H	Coppin St.	103	40	
320	H	Ill.-Chicago	76	39	

LAST 12 Division I GAMES:					
2	N	Notre Dame	59	76	
87	N	Wake Forest	61	44	
38	H	North Carolina St.	48	59	
11	A	Louisville	55	66	
105	A	Virginia Tech	63	55	
12	H	Florida St.	60	51	
87	H	Wake Forest	60	57	
15	A	Miami (FL)	52	63	
8	H	Duke	51	70	
60	H	Georgia Tech	65	64	
2	A	Notre Dame	74	82	
105	H	Virginia Tech	76	27	

Non-Div I Games:

Virginia

Loss, Non-Conf, S Site, H Home A Away N Neutral

Average RPI Win:	173	WON-LOST	WINNING	LAST 10	STRENGTH OF	OPP. STRENGTH	TEAM	ADJ.	CONF.	ADJ CONF.
Average RPI Loss:	44	RECORD	PCT. RANK	GAMES	SCHEDULE	OF SCHEDULE	RPI	RPI	RPI	RPI
DIV. I ONLY	17- 13	130	1- 9	73	48	105	105	3	3	
DIV. I NON-CONF.	13- 0	1	0- 0	265	184	43	43	4	4	
TOTALS	RPI 1-25	RPI 26-50	W-L RECORDS	RPI 51-100	RPI 101-150	RPI 150+				
17- 13	1- 6	1- 2	OVERALL	3- 3	3- 1	9- 1				
12- 6	1- 4	0- 1	HOME	2- 1	2- 0	7- 0				
5- 6	0- 0	1- 0	AWAY	1- 0	1- 0	2- 0				
0- 1	0- 0	0- 0	NEUTRAL	0- 0	0- 1	0- 0				
13- 0	1- 0	1- 0	NON-CONFERENCE	2- 0	1- 0	8- 0				
10- 0	1- 0	0- 0	HOME	1- 0	1- 0	7- 0				
3- 0	0- 0	1- 0	AWAY	1- 0	0- 0	1- 0				
0- 0	0- 0	0- 0	NEUTRAL	0- 0	0- 0	0- 0				
4- 13	0- 6	0- 2	CONFERENCE	1- 3	2- 1	1- 1				
2- 6	0- 4	0- 1	HOME	1- 1	1- 0	0- 0				
2- 6	0- 2	0- 1	AWAY	0- 2	1- 0	1- 1				
0- 1	0- 0	0- 0	NEUTRAL	0- 0	0- 1	0- 0				

RPI 1-25			RPI 26-50			RPI 51-100			RPI 101+			Team's RPI: 105
RPI	S	Opponent	Score	RPI	S	Opponent	Score	RPI	S	Opponent	Score	Score
2	H	Notre Dame	59 76	31	H	Syracuse	72 82	51	A	Virginia	27 76	113 A Clemson 78 69
8	A	Duke	59 84	38	A	North Carolina St.	71 85	51	H	Virginia	55 63	113 N Clemson 66 67
11	H	Louisville	70 88	46	A	Auburn	92 87	60	A	Georgia Tech	81 87	118 H North Carolina 76 68
12	H	Florida St.	54 82					67	H	Georgetown	73 63	126 H Radford 71 52
15	A	Miami (FL)	75 82					87	H	Wake Forest	72 70	162 A Pittsburgh 64 72
15	H	Miami (FL)	69 79					94	A	UCF	67 64	175 A Boston College 82 79
20	H	Tennessee	67 63									196 H Nebraska 76 67
												213 A Col. of Charleston 71 61
												228 H Presbyterian 67 36
												238 H UNC Asheville 71 52
												256 H Bowling Green 98 51
												305 H Central Conn. St. 81 47
												313 H Gardner-Webb 76 42
												347 H Delaware St. 88 48
LAST 12 Division I GAMES:												
113	N	Clemson	66 67	11	H	Louisville	70 88					
175	A	Boston College	82 79	60	A	Georgia Tech	81 87					
15	H	Miami (FL)	69 79	2	H	Notre Dame	59 76					
51	H	Virginia	55 63	31	H	Syracuse	72 82					
162	A	Pittsburgh	64 72	51	A	Virginia	27 76					
38	A	North Carolina St.	71 85	12	H	Florida St.	54 82					

Non-Div I Games:

Virginia Tech

■ Loss,
 ■ Non-Conf,
 ■ S Site,
 ■ H Home
 ■ A Away
 N Neutral

Average RPI Win:	302	WON-LOST	WINNING	LAST 10	STRENGTH OF	OPP. STRENGTH	TEAM	ADJ.	CONF.	ADJ CONF.
Average RPI Loss:	225	RECORD	PCT. RANK	GAMES	SCHEDULE	OF SCHEDULE	RPI	RPI	RPI	RPI
DIV. I ONLY	3- 25	340	3- 7	285	346	341	341	31	31	
DIV. I NON-CONF.	0- 10	335	0- 0	108	304	325	325	32	32	
TOTALS	RPI 1-25	RPI 26-50	W-L RECORDS	RPI 51-100	RPI 101-150	RPI 150+				
3- 25	0- 0	0- 0	OVERALL	0- 3	0- 3	3- 19				
1- 13	0- 0	0- 0	HOME	0- 1	0- 2	1- 10				
2- 12	0- 0	0- 0	AWAY	0- 2	0- 1	2- 9				
0- 0	0- 0	0- 0	NEUTRAL	0- 0	0- 0	0- 0				
0- 10	0- 0	0- 0	NON-CONFERENCE	0- 3	0- 3	0- 4				
0- 5	0- 0	0- 0	HOME	0- 1	0- 2	0- 2				
0- 5	0- 0	0- 0	AWAY	0- 2	0- 1	0- 2				
0- 0	0- 0	0- 0	NEUTRAL	0- 0	0- 0	0- 0				
3- 15	0- 0	0- 0	CONFERENCE	0- 0	0- 0	3- 15				
1- 8	0- 0	0- 0	HOME	0- 0	0- 0	1- 8				
2- 7	0- 0	0- 0	AWAY	0- 0	0- 0	2- 7				
0- 0	0- 0	0- 0	NEUTRAL	0- 0	0- 0	0- 0				

RPI S	Opponent	Score	RPI S	Opponent	Score	RPI S	Opponent	Score	RPI S	Opponent	Score	Team's RPI: 341
						55	H Penn	39 63	114	H Albany (NY)	50 75	
						69	A St. John's (NY)	34 62	115	A Princeton	44 107	
						76	A New Hampshire	40 73	134	H Yale	52 66	
									157	A Army West Point	40 85	
									192	A Robert Morris	41 74	
									192	H Robert Morris	63 82	
									197	A Sacred Heart	52 62	
									197	H Sacred Heart	56 70	
									209	H Towson	40 69	
									242	A Saint Francis (PA)	87 71	
									242	H Saint Francis (PA)	46 67	
									245	A Bryant	61 70	
									245	H Bryant	55 58	
									288	A Mt. St. Mary's	47 66	
									288	H Mt. St. Mary's	59 70	
									305	A Central Conn. St.	53 66	
									305	H Central Conn. St.	71 83	
									321	A NJIT	45 68	
									325	A St. Francis Brooklyn	50 63	
									325	H St. Francis Brooklyn	58 45	
									336	A LIU Brooklyn	64 69	
									336	H LIU Brooklyn	58 63	
									339	A Fairleigh Dickinson	74 66	
									339	H Fairleigh Dickinson	53 59	
									347	H Delaware St.	49 61	
LAST 12 Division I GAMES:												
			336	H LIU Brooklyn	58 63	305	H Central Conn. St.	71 83				
			245	H Bryant	55 58	339	A Fairleigh Dickinson	74 66				
			288	H Mt. St. Mary's	59 70	325	H St. Francis Brooklyn	58 45				
			325	A St. Francis Brooklyn	50 63	242	H Saint Francis (PA)	46 67				
			242	A Saint Francis (PA)	87 71	336	A LIU Brooklyn	64 69				
			192	A Robert Morris	41 74	197	A Sacred Heart	52 62				

Non-Div I Games: Staten Island 62 60

Wagner

■ Loss,
 ■ Non-Conf,
 ■ S Site,
 ■ H Home
 ■ A Away
 N Neutral

Wake Forest

Through Games Of March 8, 2017

Average RPI Win:	159	WON-LOST	WINNING	LAST 10	STRENGTH OF	OPP. STRENGTH	TEAM	ADJ.	CONF.	ADJ CONF.
Average RPI Loss:	49	RECORD	PCT. RANK	GAMES	SCHEDULE	OF SCHEDULE	RPI	RPI	RPI	RPI
DIV. I ONLY	15- 15	169	2- 8	39	39	87	87	3	3	
DIV. I NON-CONF.	9- 4	85	0- 0	172	97	91	91	4	4	
TOTALS	RPI 1-25	RPI 26-50	W-L RECORDS	RPI 51-100	RPI 101-150	RPI 150+				
15- 15	0- 6	2- 4	OVERALL	1- 2	4- 2	8- 1				
11- 5	0- 3	0- 1	HOME	1- 0	3- 1	7- 0				
4- 9	0- 3	2- 3	AWAY	0- 1	1- 1	1- 1				
0- 1	0- 0	0- 0	NEUTRAL	0- 1	0- 0	0- 0				
9- 4	0- 0	1- 2	NON-CONFERENCE	0- 0	2- 1	6- 1				
7- 1	0- 0	0- 0	HOME	0- 0	2- 1	5- 0				
2- 3	0- 0	1- 2	AWAY	0- 0	0- 0	1- 1				
0- 0	0- 0	0- 0	NEUTRAL	0- 0	0- 0	0- 0				
6- 11	0- 6	1- 2	CONFERENCE	1- 2	2- 1	2- 0				
4- 4	0- 3	0- 1	HOME	1- 0	1- 0	2- 0				
2- 6	0- 3	1- 1	AWAY	0- 1	1- 1	0- 0				
0- 1	0- 0	0- 0	NEUTRAL	0- 1	0- 0	0- 0				

RPI S	Opponent	Score	RPI S	Opponent	Score	RPI S	Opponent	Score	RPI S	Opponent	Score
2	A Notre Dame	72 92	29	A Elon	78 68	51	A Virginia	57 60	105	A Virginia Tech	70 72
8	A Duke	43 71	31	A Syracuse	64 85	51	N Virginia	44 61	113	H Clemson	68 56
8	H Duke	53 79	36	A LSU	57 60	60	H Georgia Tech	70 65	118	A North Carolina	80 77
11	H Louisville	46 75	38	A North Carolina St.	89 77				126	H Radford	60 68
12	A Florida St.	60 102	38	H North Carolina St.	50 65				137	H Navy	75 65
15	H Miami (FL)	56 79	41	A James Madison	76 83				143	H VCU	60 54
									162	H Pittsburgh	57 48
									175	H Boston College	71 55
									198	A Seton Hall	63 70
									204	H Xavier	58 45
									208	A Illinois	79 70
									226	H Rutgers	55 43
									230	H Samford	51 40
									257	H Furman	59 52
									282	H Eastern Mich.	89 61
LAST 12 Division I GAMES:											
51	N Virginia	44 61	12	A Florida St.	60 102						
11	H Louisville	46 75	162	H Pittsburgh	57 48						
31	A Syracuse	64 85	15	H Miami (FL)	56 79						
38	A North Carolina St.	89 77	8	A Duke	43 71						
8	H Duke	53 79	175	H Boston College	71 55						
51	A Virginia	57 60	60	H Georgia Tech	70 65						

Non-Div I Games:

Wake Forest

■ Loss,
 ■ Non-Conf,
 ■ S Site,
 ■ H Home
 ■ A Away
 N Neutral

Washington

Through Games Of March 8, 2017

Average RPI Win:	112	WON-LOST	WINNING	LAST 10	STRENGTH OF	OPP. STRENGTH	TEAM	ADJ.	CONF.	ADJ CONF.
Average RPI Loss:	11	RECORD	PCT. RANK	GAMES	SCHEDULE	OF SCHEDULE	RPI	RPI	RPI	RPI
DIV. I ONLY	27- 5	10	7- 3	29	22	9	9	1	1	
DIV. I NON-CONF.	12- 1	7	0- 1	38	120	6	6	1	1	
TOTALS	RPI 1-25	RPI 26-50	W-L RECORDS	RPI 51-100	RPI 101-150	RPI 150+				
27- 5	2- 4	4- 1	OVERALL	7- 0	10- 0	4- 0				
16- 1	2- 1	2- 0	HOME	4- 0	7- 0	1- 0				
11- 3	0- 3	2- 0	AWAY	3- 0	3- 0	3- 0				
0- 1	0- 0	0- 1	NEUTRAL	0- 0	0- 0	0- 0				
12- 1	1- 1	1- 0	NON-CONFERENCE	2- 0	4- 0	4- 0				
8- 0	1- 0	1- 0	HOME	1- 0	4- 0	1- 0				
4- 1	0- 1	0- 0	AWAY	1- 0	0- 0	3- 0				
0- 0	0- 0	0- 0	NEUTRAL	0- 0	0- 0	0- 0				
15- 4	1- 3	3- 1	CONFERENCE	5- 0	6- 0	0- 0				
8- 1	1- 1	1- 0	HOME	3- 0	3- 0	0- 0				
7- 2	0- 2	2- 0	AWAY	2- 0	3- 0	0- 0				
0- 1	0- 0	0- 1	NEUTRAL	0- 0	0- 0	0- 0				

RPI 1-25				Team's RPI: 9				RPI 26-50				RPI 51-100				RPI 101+			
RPI	S	Opponent	Score		RPI	S	Opponent	Score		RPI	S	Opponent	Score		RPI	S	Opponent	Score	
2	A	Notre Dame	60	71	34	A	Arizona St.	65	54	53	H	Colorado St.	101	68	102	A	Washington St.	87	44
4	A	Oregon St.	70	73	34	H	Arizona St.	70	57	54	H	California	90	67	102	H	Washington St.	94	63
6	H	Stanford	68	72	35	A	Oregon	99	77	78	A	Utah	82	53	108	A	Colorado	79	75
10	A	UCLA	79	90	35	N	Oregon	69	70	78	H	Utah	84	77	108	H	Colorado	79	46
10	H	UCLA	82	70	48	H	Boise St.	92	66	88	A	BYU	82	70	131	A	Arizona	90	73
23	H	Missouri	79	66						89	A	Southern California	87	74	131	H	Arizona	91	55
										89	H	Southern California	77	67	136	H	Eastern Wash.	100	52
															145	H	Fresno St.	85	54
															149	H	Idaho	105	53
															150	H	CSUN	101	44
															217	A	Seattle U	94	64
															246	A	Grand Canyon	101	66
															277	A	Portland	83	53
															297	H	Savannah St.	87	36
LAST 12 Division I GAMES:																			
35	N	Oregon	69	70	34	H	Arizona St.	70	57										
2	A	Notre Dame	60	71	131	H	Arizona	91	55										
78	H	Utah	84	77	108	A	Colorado	79	75										
108	H	Colorado	79	46	78	A	Utah	82	53										
89	A	Southern California	87	74	6	H	Stanford	68	72										
10	A	UCLA	79	90	54	H	California	90	67										

Non-Div I Games:

Washington

■ Loss,
 ■ Non-Conf, S Site,
 ■ Home
 ■ Away
 N Neutral

Average RPI Win:	113	WON-LOST	WINNING	LAST 10	STRENGTH OF	OPP. STRENGTH	TEAM	ADJ.	CONF.	ADJ CONF.
Average RPI Loss:	51	RECORD	PCT. RANK	GAMES	SCHEDULE	OF SCHEDULE	RPI	RPI	RPI	RPI
DIV. I ONLY	12- 19	239	3- 7	10	12	102	102	1	1	
DIV. I NON-CONF.	5- 6	186	0- 0	18	74	104	104	1	1	
TOTALS	RPI 1-25	RPI 26-50	W-L RECORDS	RPI 51-100	RPI 101-150	RPI 150+				
12- 19	1- 8	1- 3	OVERALL	3- 5	4- 3	3- 0				
8- 7	1- 2	0- 2	HOME	2- 2	3- 1	2- 0				
2- 10	0- 4	1- 1	AWAY	1- 3	0- 2	0- 0				
2- 2	0- 2	0- 0	NEUTRAL	0- 0	1- 0	1- 0				
5- 6	0- 2	0- 1	NON-CONFERENCE	0- 3	2- 0	3- 0				
4- 2	0- 0	0- 1	HOME	0- 1	2- 0	2- 0				
0- 3	0- 1	0- 0	AWAY	0- 2	0- 0	0- 0				
1- 1	0- 1	0- 0	NEUTRAL	0- 0	0- 0	1- 0				
7- 13	1- 6	1- 2	CONFERENCE	3- 2	2- 3	0- 0				
4- 5	1- 2	0- 1	HOME	2- 1	1- 1	0- 0				
2- 7	0- 3	1- 1	AWAY	1- 1	0- 2	0- 0				
1- 1	0- 1	0- 0	NEUTRAL	0- 0	1- 0	0- 0				

RPI S Opponent	Score	RPI S Opponent	Score	RPI S Opponent	Score	RPI S Opponent	Score	Team's RPI: 102
4 A Oregon St.	58 80	34 A Arizona St.	49 68	54 H California	84 79	108 A Colorado	58 70	
6 H Stanford	54 76	34 H Arizona St.	58 61	63 A Gonzaga	61 79	108 H Colorado	67 56	
6 N Stanford	36 66	35 A Oregon	75 59	78 A Utah	61 55	108 N Colorado	79 78	
9 A Washington	63 94	48 H Boise St.	73 77	78 H Utah	57 74	109 H St. Mary's (CA)	85 69	
9 H Washington	44 87			80 H Oklahoma St.	72 79	131 A Arizona	55 56	
10 A UCLA	48 67			89 A Southern California	64 80	131 H Arizona	62 70	
10 H UCLA	82 73			89 H Southern California	74 57	138 H San Francisco	73 35	
14 A Kentucky	67 69			93 A Saint Louis	70 73	196 N Nebraska	79 65	
16 N Maryland	69 79					202 H Loyola Marymount	92 45	
						223 H San Diego	83 73	
LAST 12 Division I GAMES:								
6 N Stanford	36 66	131 H Arizona	62 70					
108 N Colorado	79 78	34 H Arizona St.	58 61					
108 H Colorado	67 56	78 A Utah	61 55					
78 H Utah	57 74	108 A Colorado	58 70					
10 A UCLA	48 67	54 H California	84 79					
89 A Southern California	64 80	6 H Stanford	54 76					

Non-Div I Games:

Washington St.

■ Loss,
 ■ Non-Conf,
 ■ S Site,
 ■ H Home
 ■ A Away
 N Neutral

Average RPI Win:	280	WON-LOST	WINNING	LAST 10	STRENGTH OF	OPP. STRENGTH	TEAM	ADJ.	CONF.	ADJ CONF.
Average RPI Loss:	131	RECORD	PCT. RANK	GAMES	SCHEDULE	OF SCHEDULE	RPI	RPI	RPI	RPI
DIV. I ONLY	11- 18	243	3- 7	205	233	235	235	20	20	
DIV. I NON-CONF.	4- 5	198	0- 0	300	196	232	232	18	18	
TOTALS	RPI 1-25	RPI 26-50	W-L RECORDS	RPI 51-100	RPI 101-150	RPI 150+				
11- 18	0- 0	0- 0	OVERALL	0- 5	0- 11	11- 2				
5- 7	0- 0	0- 0	HOME	0- 1	0- 6	5- 0				
5- 9	0- 0	0- 0	AWAY	0- 3	0- 4	5- 2				
1- 2	0- 0	0- 0	NEUTRAL	0- 1	0- 1	1- 0				
4- 5	0- 0	0- 0	NON-CONFERENCE	0- 2	0- 3	4- 0				
1- 2	0- 0	0- 0	HOME	0- 0	0- 2	1- 0				
3- 2	0- 0	0- 0	AWAY	0- 2	0- 0	3- 0				
0- 1	0- 0	0- 0	NEUTRAL	0- 0	0- 1	0- 0				
7- 13	0- 0	0- 0	CONFERENCE	0- 3	0- 8	7- 2				
4- 5	0- 0	0- 0	HOME	0- 1	0- 4	4- 0				
2- 7	0- 0	0- 0	AWAY	0- 1	0- 4	2- 2				
1- 1	0- 0	0- 0	NEUTRAL	0- 1	0- 0	1- 0				

RPI S	Opponent	Score	RPI S	Opponent	Score	RPI S	Opponent	Score	RPI S	Opponent	Score	Team's RPI: 235
						74	A Montana St.	53 72	101	N Stetson	68 70	
						74	H Montana St.	68 83	128	A Northern Colo.	62 86	
						74	N Montana St.	53 65	128	H Northern Colo.	79 88	
						78	A Utah	52 71	129	A North Dakota	67 83	
						88	A BYU	64 73	129	H North Dakota	65 70	
									136	A Eastern Wash.	85 99	
									136	H Eastern Wash.	42 70	
									145	H Fresno St.	57 60	
									149	A Idaho	77 95	
									149	H Idaho	77 82	
									150	H CSUN	78 89	
									159	A Idaho St.	52 57	
									159	H Idaho St.	50 43	
									207	H Portland St.	85 75	
									277	H Portland	76 37	
									285	H Sacramento St.	66 60	
									285	N Sacramento St.	98 97	
									290	A Southern Utah	73 68	
									293	A Northern Ariz.	75 64	
									308	A FIU	64 61	
									322	A Air Force	76 61	
									324	A Montana	46 71	
									324	H Montana	74 58	
									328	A Utah Valley	64 61	
LAST 12 Division I GAMES:												
			74	N Montana St.	53 65	129	A North Dakota	67 83				
			285	N Sacramento St.	98 97	128	A Northern Colo.	62 86				
			74	A Montana St.	53 72	207	H Portland St.	85 75				
			324	A Montana	46 71	285	H Sacramento St.	66 60				
			149	H Idaho	77 82	293	A Northern Ariz.	75 64				
			136	H Eastern Wash.	42 70	290	A Southern Utah	73 68				

Non-Div I Games: Cal St. San B'dino 75 69 Westminster (UT) 81 68

Weber St.

■ Loss,
 ■ Non-Conf,
 ■ S Site,
 ■ Home
 ■ A Away
 N Neutral

West Virginia

Through Games Of March 8, 2017

Average RPI Win:	161	WON-LOST	WINNING	LAST 10	STRENGTH OF	OPP. STRENGTH	TEAM	ADJ.	CONF.	ADJ CONF.
Average RPI Loss:	38	RECORD	PCT. RANK	GAMES	SCHEDULE	OF SCHEDULE	RPI	RPI	RPI	RPI
DIV. I ONLY	23- 10	70	7- 3	58	51	39	39	4	4	
DIV. I NON-CONF.	12- 0	1	0- 0	270	320	52	52	3	3	
TOTALS	RPI 1-25	RPI 26-50	W-L RECORDS	RPI 51-100	RPI 101-150	RPI 150+				
23- 10	5- 6	1- 0	OVERALL	1- 3	2- 1	14- 0				
15- 3	2- 2	0- 0	HOME	1- 1	2- 0	10- 0				
2- 7	0- 4	0- 0	AWAY	0- 2	0- 1	2- 0				
6- 0	3- 0	1- 0	NEUTRAL	0- 0	0- 0	2- 0				
12- 0	0- 0	1- 0	NON-CONFERENCE	0- 0	1- 0	10- 0				
9- 0	0- 0	0- 0	HOME	0- 0	1- 0	8- 0				
0- 0	0- 0	0- 0	AWAY	0- 0	0- 0	0- 0				
3- 0	0- 0	1- 0	NEUTRAL	0- 0	0- 0	2- 0				
11- 10	5- 6	0- 0	CONFERENCE	1- 3	1- 1	4- 0				
6- 3	2- 2	0- 0	HOME	1- 1	1- 0	2- 0				
2- 7	0- 4	0- 0	AWAY	0- 2	0- 1	2- 0				
3- 0	3- 0	0- 0	NEUTRAL	0- 0	0- 0	0- 0				

RPI 1-25				RPI 26-50				Team's RPI: 39				RPI 51-100				RPI 101+			
RPI	S	Opponent	Score	RPI	S	Opponent	Score	RPI	S	Opponent	Score	RPI	S	Opponent	Score	RPI	S	Opponent	Score
7	A	Baylor	73 79	46	N	Auburn	56 52	59	A	Iowa St.	53 68	103	A	Texas Tech	66 75				
7	H	Baylor	56 91					59	H	Iowa St.	55 80	103	H	Texas Tech	89 79				
7	N	Baylor	77 66					80	A	Oklahoma St.	63 67	117	H	Ole Miss	66 61				
13	A	Texas	54 69					80	H	Oklahoma St.	79 53	167	A	TCU	83 61				
13	H	Texas	63 73									167	H	TCU	77 73				
13	N	Texas	62 59									170	N	East Carolina	79 47				
19	A	Oklahoma	87 90									177	H	Morehead St.	94 53				
19	H	Oklahoma	83 73									187	A	Kansas	62 51				
19	N	Oklahoma	82 58									187	H	Kansas	73 54				
21	A	Kansas St.	71 86									224	H	High Point	82 59				
21	H	Kansas St.	66 59									227	H	Howard	95 49				
												255	H	Charleston So.	88 38				
												278	N	N.C. A&T	80 64				
												288	H	Mt. St. Mary's	77 45				
												291	H	Coppin St.	69 39				
												315	H	USC Upstate	91 33				
												343	H	Longwood	107 40				
LAST 12 Division I GAMES:																			
		7 N Baylor	77 66			59 A Iowa St.	53 68												
		13 N Texas	62 59			21 H Kansas St.	66 59												
		19 N Oklahoma	82 58			80 H Oklahoma St.	79 53												
		187 H Kansas	73 54			19 A Oklahoma	87 90												
		80 A Oklahoma St.	63 67			59 H Iowa St.	55 80												
		167 H TCU	77 73			13 A Texas	54 69												

Non-Div I Games:

West Virginia

■ Loss,
 ■ Non-Conf, S Site,
 ■ Home
 ■ Away
 N Neutral

Average RPI Win:	254	WON-LOST	WINNING	LAST 10	STRENGTH OF	OPP. STRENGTH	TEAM	ADJ.	CONF.	ADJ CONF.
Average RPI Loss:	159	RECORD	PCT. RANK	GAMES	SCHEDULE	OF SCHEDULE	RPI	RPI	RPI	RPI
DIV. I ONLY	7- 22	308	3- 7	129	250	280	280	17	17	
DIV. I NON-CONF.	4- 10	259	0- 0	145	305	245	245	20	20	
TOTALS	RPI 1-25	RPI 26-50	W-L RECORDS	RPI 51-100	RPI 101-150	RPI 150+				
7- 22	0- 1	0- 0	OVERALL	0- 6	0- 4	7- 11				
5- 7	0- 0	0- 0	HOME	0- 2	0- 0	5- 5				
2- 12	0- 1	0- 0	AWAY	0- 3	0- 2	2- 6				
0- 3	0- 0	0- 0	NEUTRAL	0- 1	0- 2	0- 0				
4- 10	0- 1	0- 0	NON-CONFERENCE	0- 1	0- 4	4- 4				
2- 3	0- 0	0- 0	HOME	0- 0	0- 0	2- 3				
2- 5	0- 1	0- 0	AWAY	0- 1	0- 2	2- 1				
0- 2	0- 0	0- 0	NEUTRAL	0- 0	0- 2	0- 0				
3- 12	0- 0	0- 0	CONFERENCE	0- 5	0- 0	3- 7				
3- 4	0- 0	0- 0	HOME	0- 2	0- 0	3- 2				
0- 7	0- 0	0- 0	AWAY	0- 2	0- 0	0- 5				
0- 1	0- 0	0- 0	NEUTRAL	0- 1	0- 0	0- 0				

RPI 1-25				RPI 26-50				RPI 51-100				RPI 101+ Team's RPI: 280			
RPI	S	Opponent	Score	RPI	S	Opponent	Score	RPI	S	Opponent	Score	RPI	S	Opponent	Score
12	A	Florida St.	41 90					65	A	Chattanooga	46 67	113	A	Clemson	63 78
								65	H	Chattanooga	48 60	122	N	Duquesne	50 65
								65	N	Chattanooga	41 85	126	A	Radford	39 67
								86	A	Georgia	43 78	138	N	San Francisco	52 73
								92	A	Mercer	53 84	191	H	Campbell	48 50
								92	H	Mercer	57 59	199	A	UNCG	45 62
												199	H	UNCG	77 73
												201	A	ETSU	57 76
												201	H	ETSU	55 72
												220	H	UT Martin	72 84
												224	H	High Point	73 64
												230	A	Samford	50 51
												230	H	Samford	42 49
												238	A	UNC Asheville	53 62
												239	A	Wofford	59 68
												239	H	Wofford	69 66
												255	H	Charleston So.	58 53
												257	A	Furman	44 73
												257	H	Furman	75 72
												270	A	Eastern Ky.	72 61
												313	H	Gardner-Webb	60 68
												331	A	Florida A&M	62 61
LAST 12 Division I GAMES:															
				65	N	Chattanooga	41 85	239	H	Wofford	69 66				
				199	H	UNCG	77 73	257	H	Furman	75 72				
				65	H	Chattanooga	48 60	199	A	UNCG	45 62				
				201	H	ETSU	55 72	201	A	ETSU	57 76				
				230	A	Samford	50 51	65	A	Chattanooga	46 67				
				92	A	Mercer	53 84	92	H	Mercer	57 59				

Non-Div I Games: North Greenville 95 48

Western Caro.

■ Loss,
 ■ Non-Conf, S Site,
 ■ Home
 ■ Away
 N Neutral

Average RPI Win:	218	WON-LOST	WINNING	LAST 10	STRENGTH OF	OPP. STRENGTH	TEAM	ADJ.	CONF.	ADJ CONF.
Average RPI Loss:	60	RECORD	PCT. RANK	GAMES	SCHEDULE	OF SCHEDULE	RPI	RPI	RPI	RPI
DIV. I ONLY	24- 6	22	10- 0	235	136	61	61	11	11	
DIV. I NON-CONF.	8- 3	67	0- 0	273	195	92	92	10	10	
TOTALS	RPI 1-25	RPI 26-50	W-L RECORDS	RPI 51-100	RPI 101-150	RPI 150+				
24- 6	0- 1	1- 2	OVERALL	4- 2	3- 1	16- 0				
11- 1	0- 0	1- 0	HOME	2- 1	1- 0	7- 0				
10- 5	0- 0	0- 0	AWAY	1- 0	1- 0	8- 0				
3- 0	0- 0	0- 0	NEUTRAL	1- 0	1- 0	1- 0				
8- 3	0- 1	0- 1	NON-CONFERENCE	1- 0	0- 1	7- 0				
4- 0	0- 0	0- 0	HOME	1- 0	0- 0	3- 0				
4- 3	0- 1	0- 1	AWAY	0- 0	0- 1	4- 0				
0- 0	0- 0	0- 0	NEUTRAL	0- 0	0- 0	0- 0				
16- 3	0- 0	1- 1	CONFERENCE	3- 2	3- 0	9- 0				
7- 1	0- 0	1- 0	HOME	1- 1	1- 0	4- 0				
6- 2	0- 0	0- 1	AWAY	1- 1	1- 0	4- 0				
3- 0	0- 0	0- 0	NEUTRAL	1- 0	1- 0	1- 0				

RPI	S	Opponent	Score	RPI	S	Opponent	Score	RPI	S	Opponent	Score	RPI	S	Opponent	Score
23	A	Missouri	68 71	27	A	Marquette	61 77	62	A	IUPUI	52 66	146	A	Milwaukee	68 76
				37	A	South Dakota St.	58 73	62	H	IUPUI	72 76	148	A	Omaha	78 74
				37	H	South Dakota St.	83 77	62	N	IUPUI	77 69	148	H	Omaha	80 63
								77	A	South Dakota	86 78	148	N	Omaha	84 82
								77	H	South Dakota	81 75	161	A	Oral Roberts	76 62
								81	H	Northern Ill.	83 79	161	H	Oral Roberts	76 72
												203	A	SIUE	76 74
												231	H	Bradley	91 77
												267	A	Southeast Mo. St.	100 87
												298	A	UMKC	78 65
												301	H	Eastern Ill.	83 62
												304	A	North Dakota St.	87 60
												304	H	North Dakota St.	110 81
												310	A	Denver	80 68
												310	H	Denver	87 62
												310	N	Denver	82 39
												314	H	Illinois St.	80 50
												316	A	Fort Wayne	75 53
												316	H	Fort Wayne	77 51
												345	A	Chicago St.	54 50
LAST 12 Division I GAMES:															
				62	N	IUPUI	77 69	310	A	Denver	80 68				
				148	N	Omaha	84 82	304	A	North Dakota St.	87 60				
				310	N	Denver	82 39	148	H	Omaha	80 63				
				77	H	South Dakota	81 75	161	A	Oral Roberts	76 62				
				316	H	Fort Wayne	77 51	77	A	South Dakota	86 78				
				37	H	South Dakota St.	83 77	62	H	IUPUI	72 76				

Non-Div I Games: Graceland (IA) 118 40 Monmouth (IL) 113 29

Western Ill.

Loss, Non-Conf, S Site, H Home A Away N Neutral

Average RPI Win:	192	WON-LOST	WINNING	LAST 10	STRENGTH OF	OPP. STRENGTH	TEAM	ADJ.	CONF.	ADJ CONF.
Average RPI Loss:	76	RECORD	PCT. RANK	GAMES	SCHEDULE	OF SCHEDULE	RPI	RPI	RPI	RPI
DIV. I ONLY	24- 6	22	10- 0	112	133	40	40	15	15	
DIV. I NON-CONF.	8- 4	97	1- 0	132	105	93	93	16	16	
TOTALS	RPI 1-25	RPI 26-50	W-L RECORDS	RPI 51-100	RPI 101-150	RPI 150+				
24- 6	0- 2	1- 0	OVERALL	3- 2	6- 1	14- 1				
14- 1	0- 0	1- 0	HOME	1- 1	5- 0	7- 0				
9- 3	0- 1	0- 0	AWAY	1- 0	1- 1	7- 1				
1- 2	0- 1	0- 0	NEUTRAL	1- 1	0- 0	0- 0				
8- 4	0- 2	1- 0	NON-CONFERENCE	1- 2	1- 0	5- 0				
5- 1	0- 0	1- 0	HOME	0- 1	1- 0	3- 0				
2- 1	0- 1	0- 0	AWAY	0- 0	0- 0	2- 0				
1- 2	0- 1	0- 0	NEUTRAL	1- 1	0- 0	0- 0				
16- 2	0- 0	0- 0	CONFERENCE	2- 0	5- 1	9- 1				
9- 0	0- 0	0- 0	HOME	1- 0	4- 0	4- 0				
7- 2	0- 0	0- 0	AWAY	1- 0	1- 1	5- 1				
0- 0	0- 0	0- 0	NEUTRAL	0- 0	0- 0	0- 0				

RPI 1-25				RPI 26-50				Team's RPI: 40				RPI 51-100				RPI 101+			
RPI	S	Opponent	Score	RPI	S	Opponent	Score		RPI	S	Opponent	Score	RPI	S	Opponent	Score			
11	A	Louisville	61 68	49	H	Indiana	85 74		52	N	George Washington	49 68	110	A	Charlotte	85 89			
17	N	DePaul	69 77						83	A	Middle Tenn.	82 75	110	H	Charlotte	75 74			
									83	H	Middle Tenn.	66 51	116	H	Southern Miss.	79 53			
									84	H	UT Arlington	68 71	119	H	Ball St.	68 61			
									96	N	Kent St.	79 73	130	A	Old Dominion	67 62			
													130	H	Old Dominion	79 73			
													144	H	Louisiana Tech	67 58			
													155	A	Rice	80 75			
													183	A	North Texas	75 55			
													184	A	UTSA	77 80			
													189	A	UAB	62 52			
													189	H	UAB	60 48			
													213	H	Col. of Charleston	89 76			
													248	A	Marshall	78 64			
													248	H	Marshall	73 57			
													262	A	Austin Peay	85 65			
													270	A	Eastern Ky.	90 63			
													299	H	Lipscomb	87 35			
													303	A	UTEP	71 54			
													308	H	FIU	90 38			
													337	H	Fla. Atlantic	76 55			
													349	H	Alabama A&M	96 32			
LAST 12 Division I GAMES:																			
				96	N	Kent St.	79 73		83	A	Middle Tenn.	82 75							
				155	A	Rice	80 75		248	A	Marshall	78 64							
				183	A	North Texas	75 55		116	H	Southern Miss.	79 53							
				130	H	Old Dominion	79 73		144	H	Louisiana Tech	67 58							
				110	H	Charlotte	75 74		184	A	UTSA	77 80							
				189	A	UAB	62 52		303	A	UTEP	71 54							

Non-Div I Games:

Western Ky.

■ Loss,
■ Non-Conf,
■ S Site,
■ H Home
■ A Away
N Neutral

Average RPI Win:	246	WON-LOST	WINNING	LAST 10	STRENGTH OF	OPP. STRENGTH	TEAM	ADJ.	CONF.	ADJ CONF.
Average RPI Loss:	72	RECORD	PCT. RANK	GAMES	SCHEDULE	OF SCHEDULE	RPI	RPI	RPI	RPI
DIV. I ONLY	19- 12	109	5- 5	283	99	160	160	10	10	
DIV. I NON-CONF.	9- 2	37	0- 0	347	145	180	180	11	11	
TOTALS	RPI 1-25	RPI 26-50	W-L RECORDS	RPI 51-100	RPI 101-150	RPI 150+				
19- 12	0- 0	1- 4	OVERALL	1- 6	1- 2	16- 0				
9- 6	0- 0	0- 2	HOME	1- 3	0- 1	8- 0				
8- 6	0- 0	0- 0	AWAY	0- 1	1- 0	7- 0				
2- 0	0- 0	1- 0	NEUTRAL	0- 0	0- 0	1- 0				
9- 2	0- 0	0- 2	NON-CONFERENCE	0- 0	1- 0	8- 0				
4- 1	0- 0	0- 1	HOME	0- 0	0- 0	4- 0				
4- 1	0- 0	0- 1	AWAY	0- 0	1- 0	3- 0				
1- 0	0- 0	0- 0	NEUTRAL	0- 0	0- 0	1- 0				
10- 10	0- 0	1- 2	CONFERENCE	1- 6	0- 2	8- 0				
5- 5	0- 0	0- 1	HOME	1- 3	0- 1	4- 0				
4- 5	0- 0	0- 1	AWAY	0- 3	0- 1	4- 0				
1- 0	0- 0	1- 0	NEUTRAL	0- 0	0- 0	0- 0				

RPI 1-25			RPI 26-50			RPI 51-100			RPI 101+			Team's RPI: 160			
RPI	S	Opponent	Score	RPI	S	Opponent	Score	RPI	S	Opponent	Score	RPI	S	Opponent	Score
				42	H	Michigan St.	64 68	56	A	Toledo	67 75	119	A	Ball St.	56 61
				44	A	Central Mich.	83 94	56	H	Toledo	66 72	119	H	Ball St.	72 83
				44	H	Central Mich.	73 94	70	A	Ohio	67 80	139	A	Detroit Mercy	75 65
				44	N	Central Mich.	67 63	81	A	Northern Ill.	62 67	231	H	Bradley	83 64
				47	A	Michigan	40 66	81	H	Northern Ill.	90 77	236	A	Akron	73 57
								91	H	Buffalo	47 62	236	H	Akron	73 60
								96	H	Kent St.	67 71	247	A	Miami (OH)	85 60
												247	H	Miami (OH)	73 66
												256	A	Bowling Green	74 53
												256	H	Bowling Green	75 58
												270	N	Eastern Ky.	74 59
												276	H	Davidson	76 63
												282	A	Eastern Mich.	76 67
												282	H	Eastern Mich.	70 60
												298	A	UMKC	66 54
												304	A	North Dakota St.	68 63
												316	H	Fort Wayne	61 35
												323	H	Loyola Chicago	65 53
												345	A	Chicago St.	64 51
LAST 12 Division I GAMES:															
				44	N	Central Mich.	67 63	282	H	Eastern Mich.	70 60				
				247	H	Miami (OH)	73 66	256	A	Bowling Green	74 53				
				81	H	Northern Ill.	90 77	44	A	Central Mich.	83 94				
				44	H	Central Mich.	73 94	56	H	Toledo	66 72				
				56	A	Toledo	67 75	81	A	Northern Ill.	62 67				
				119	H	Ball St.	72 83	91	H	Buffalo	47 62				

Non-Div I Games:

Western Mich.

■ Loss,
■ Non-Conf,
■ S Site,
■ H Home
■ A Away
N Neutral

Average RPI Win:	236	WON-LOST	WINNING	LAST 10	STRENGTH OF	OPP. STRENGTH	TEAM	ADJ.	CONF.	ADJ CONF.
Average RPI Loss:	108	RECORD	PCT. RANK	GAMES	SCHEDULE	OF SCHEDULE	RPI	RPI	RPI	RPI
DIV. I ONLY	14- 15	181	5- 5	141	148	179	179	16	16	
DIV. I NON-CONF.	5- 6	186	0- 0	59	64	158	158	14	14	
TOTALS	RPI 1-25	RPI 26-50	W-L RECORDS	RPI 51-100	RPI 101-150	RPI 150+				
14- 15	1- 2	0- 5	OVERALL	0- 2	1- 0	12- 6				
9- 6	1- 0	0- 3	HOME	0- 0	1- 0	7- 3				
4- 7	0- 1	0- 2	AWAY	0- 1	0- 0	4- 3				
1- 2	0- 1	0- 0	NEUTRAL	0- 1	0- 0	1- 0				
5- 6	1- 2	0- 1	NON-CONFERENCE	0- 2	1- 0	3- 1				
4- 2	1- 0	0- 1	HOME	0- 0	1- 0	2- 1				
0- 2	0- 1	0- 0	AWAY	0- 1	0- 0	0- 0				
1- 2	0- 1	0- 0	NEUTRAL	0- 1	0- 0	1- 0				
9- 9	0- 0	0- 4	CONFERENCE	0- 0	0- 0	9- 5				
5- 4	0- 0	0- 2	HOME	0- 0	0- 0	5- 2				
4- 5	0- 0	0- 2	AWAY	0- 0	0- 0	4- 3				
0- 0	0- 0	0- 0	NEUTRAL	0- 0	0- 0	0- 0				

RPI S	Opponent	Score	RPI S	Opponent	Score	RPI S	Opponent	Score	RPI S	Opponent	Score	Team's RPI: 179
6 N	Stanford	39 87	28 A	Drake	89 105	57 N	Purdue	49 86	107 H	Abilene Christian	81 62	
23 A	Missouri	57 64	28 H	Drake	78 83	84 A	UT Arlington	70 74	152 N	Northeastern	87 73	
24 H	Creighton	62 54	37 H	South Dakota St.	58 78				154 A	Missouri St.	62 73	
			50 A	UNI	37 62				154 H	Missouri St.	60 65	
			50 H	UNI	61 63				172 A	Southern Ill.	54 77	
									172 H	Southern Ill.	58 61	
									231 A	Bradley	76 69	
									231 H	Bradley	65 54	
									234 A	Indiana St.	56 42	
									234 H	Indiana St.	67 43	
									241 A	Evansville	74 67	
									241 H	Evansville	69 68	
									298 H	UMKC	54 56	
									314 A	Illinois St.	50 54	
									314 H	Illinois St.	67 45	
									318 H	Arkansas St.	69 51	
									323 A	Loyola Chicago	83 64	
									323 H	Loyola Chicago	65 43	
									333 H	Incarinate Word	73 63	
LAST 12 Division I GAMES:												
28 A	Drake	89 105	172 H	Southern Ill.	58 61							
50 A	UNI	37 62	241 H	Evansville	69 68							
234 H	Indiana St.	67 43	154 H	Missouri St.	60 65							
323 H	Loyola Chicago	65 43	323 A	Loyola Chicago	83 64							
231 A	Bradley	76 69	234 A	Indiana St.	56 42							
314 A	Illinois St.	50 54	314 H	Illinois St.	67 45							

Non-Div I Games:

Wichita St.

■ Loss,
 ■ Non-Conf,
 ■ S Site,
 ■ H Home
 ■ A Away
 N Neutral

William & Mary

Through Games Of March 8, 2017

Average RPI Win:	199	WON-LOST	WINNING	LAST 10	STRENGTH OF	OPP. STRENGTH	TEAM	ADJ.	CONF.	ADJ CONF.
Average RPI Loss:	120	RECORD	PCT. RANK	GAMES	SCHEDULE	OF SCHEDULE	RPI	RPI	RPI	RPI
DIV. I ONLY	19- 10	94	6- 4	192	123	127	127	9	9	
DIV. I NON-CONF.	10- 1	15	0- 0	302	303	94	94	8	8	
TOTALS	RPI 1-25	RPI 26-50	W-L RECORDS	RPI 51-100	RPI 101-150	RPI 150+				
19- 10	0- 0	1- 3	OVERALL	1- 2	2- 1	15- 4				
11- 5	0- 0	0- 2	HOME	1- 1	0- 1	10- 1				
8- 5	0- 0	1- 1	AWAY	0- 1	2- 0	5- 3				
0- 0	0- 0	0- 0	NEUTRAL	0- 0	0- 0	0- 0				
10- 1	0- 0	0- 0	NON-CONFERENCE	0- 1	1- 0	9- 0				
6- 1	0- 0	0- 0	HOME	0- 1	0- 0	6- 0				
4- 0	0- 0	0- 0	AWAY	0- 0	1- 0	3- 0				
0- 0	0- 0	0- 0	NEUTRAL	0- 0	0- 0	0- 0				
9- 9	0- 0	1- 3	CONFERENCE	1- 1	1- 1	6- 4				
5- 4	0- 0	0- 2	HOME	1- 0	0- 1	4- 1				
4- 5	0- 0	1- 1	AWAY	0- 1	1- 0	2- 3				
0- 0	0- 0	0- 0	NEUTRAL	0- 0	0- 0	0- 0				

RPI 1-25			RPI 26-50			RPI 51-100			RPI 101+			Team's RPI: 127			
RPI	S	Opponent	Score	RPI	S	Opponent	Score	RPI	S	Opponent	Score	RPI	S	Opponent	Score
				29	A	Elon	47 70	69	H	St. John's (NY)	57 73	130	A	Old Dominion	69 58
				29	H	Elon	58 60	79	A	Drexel	48 65	135	A	Delaware	60 49
				41	A	James Madison	62 53	79	H	Drexel	74 65	135	H	Delaware	54 68
				41	H	James Madison	64 79					152	A	Northeastern	68 54
												152	H	Northeastern	60 58
												170	H	East Carolina	82 72
												178	A	Hofstra	61 64
												178	H	Hofstra	81 65
												188	A	American	48 34
												209	A	Towson	60 64
												209	H	Towson	68 55
												213	A	Col. of Charleston	60 70
												213	H	Col. of Charleston	69 71
												216	H	Dartmouth	63 50
												218	A	UNCW	57 43
												218	H	UNCW	58 52
												233	H	Richmond	67 39
												242	H	Saint Francis (PA)	73 60
												273	A	Norfolk St.	65 52
												288	H	Mt. St. Mary's	68 46
												315	A	USC Upstate	49 46
												347	H	Delaware St.	82 48
LAST 12 Division I GAMES:															
				79	H	Drexel	74 65	79	A	Drexel	48 65				
				41	A	James Madison	62 53	178	H	Hofstra	81 65				
				218	H	UNCW	58 52	178	A	Hofstra	61 64				
				29	A	Elon	47 70	152	A	Northeastern	68 54				
				213	H	Col. of Charleston	69 71	41	H	James Madison	64 79				
				209	H	Towson	68 55	135	H	Delaware	54 68				

Non-Div I Games:

William & Mary

Loss, Non-Conf, S Site, H Home A Away N Neutral

Winthrop

Through Games Of March 8, 2017

Average RPI Win:	343	WON-LOST	WINNING	LAST 10	STRENGTH OF	OPP. STRENGTH	TEAM	ADJ.	CONF.	ADJ CONF.
Average RPI Loss:	196	RECORD	PCT. RANK	GAMES	SCHEDULE	OF SCHEDULE	RPI	RPI	RPI	RPI
DIV. I ONLY	1- 28	347	0- 10	199	303	342	342	28	28	
DIV. I NON-CONF.	0- 11	335	0- 0	70	163	306	306	28	28	
TOTALS	RPI 1-25	RPI 26-50	W-L RECORDS	RPI 51-100	RPI 101-150	RPI 150+				
1- 28	0- 3	0- 1	OVERALL	0- 2	0- 2	1- 20				
1- 13	0- 0	0- 0	HOME	0- 1	0- 1	1- 11				
0- 12	0- 2	0- 0	AWAY	0- 0	0- 1	0- 9				
0- 3	0- 1	0- 1	NEUTRAL	0- 1	0- 0	0- 0				
0- 11	0- 3	0- 1	NON-CONFERENCE	0- 2	0- 0	0- 5				
0- 5	0- 0	0- 0	HOME	0- 1	0- 0	0- 4				
0- 3	0- 2	0- 0	AWAY	0- 0	0- 0	0- 1				
0- 3	0- 1	0- 1	NEUTRAL	0- 1	0- 0	0- 0				
1- 17	0- 0	0- 0	CONFERENCE	0- 0	0- 2	1- 15				
1- 8	0- 0	0- 0	HOME	0- 0	0- 1	1- 7				
0- 9	0- 0	0- 0	AWAY	0- 0	0- 1	0- 8				
0- 0	0- 0	0- 0	NEUTRAL	0- 0	0- 0	0- 0				

RPI 1-25				RPI 26-50				RPI 51-100				RPI 101+ Team's RPI: 342			
RPI	S	Opponent	Score	RPI	S	Opponent	Score	RPI	S	Opponent	Score	RPI	S	Opponent	Score
7	A	Baylor	32 140	47	N	Michigan	39 76	63	N	Gonzaga	41 71	126	A	Radford	49 74
12	N	Florida St.	35 98					92	H	Mercer	48 71	126	H	Radford	50 60
25	A	Ohio St.	48 88									191	A	Campbell	32 61
												191	H	Campbell	35 70
												201	A	ETSU	45 62
												213	H	Col. of Charleston	64 95
												224	A	High Point	43 88
												224	H	High Point	57 70
												228	A	Presbyterian	50 64
												228	H	Presbyterian	39 78
												229	A	Liberty	51 80
												229	H	Liberty	63 78
												236	H	Akron	59 80
												238	A	UNC Asheville	55 71
												238	H	UNC Asheville	53 68
												255	A	Charleston So.	52 71
												255	H	Charleston So.	58 70
												281	H	Tennessee Tech	50 73
												313	A	Gardner-Webb	57 63
												313	H	Gardner-Webb	54 89
												343	A	Longwood	78 83
												343	H	Longwood	78 72
												348	H	South Carolina St.	55 63
LAST 12 Division I GAMES:															
255	H	Charleston So.	58 70	343	A	Longwood	78 83								
228	A	Presbyterian	50 64	224	H	High Point	57 70								
229	H	Liberty	63 78	126	A	Radford	49 74								
238	A	UNC Asheville	55 71	313	H	Gardner-Webb	54 89								
313	A	Gardner-Webb	57 63	229	A	Liberty	51 80								
191	H	Campbell	35 70	343	H	Longwood	78 72								

Non-Div I Games: N.C. Wesleyan 89 40

Winthrop

Loss, Non-Conf, S Site, H Home A Away N Neutral

Average RPI Win:	224	WON-LOST	WINNING	LAST 10	STRENGTH OF	OPP. STRENGTH	TEAM	ADJ.	CONF.	ADJ CONF.
Average RPI Loss:	83	RECORD	PCT. RANK	GAMES	SCHEDULE	OF SCHEDULE	RPI	RPI	RPI	RPI
DIV. I ONLY	9- 22	285	4- 6	76	76	211	211	6	6	
DIV. I NON-CONF.	5- 8	218	0- 0	120	174	199	199	6	6	
TOTALS	RPI 1-25	RPI 26-50	W-L RECORDS	RPI 51-100	RPI 101-150	RPI 150+				
9- 22	0- 3	1- 7	OVERALL	0- 5	0- 4	8- 3				
5- 10	0- 1	0- 5	HOME	0- 1	0- 1	5- 2				
2- 10	0- 2	1- 1	AWAY	0- 4	0- 2	1- 1				
2- 2	0- 0	0- 1	NEUTRAL	0- 0	0- 1	2- 0				
5- 8	0- 0	1- 2	NON-CONFERENCE	0- 0	0- 4	4- 2				
2- 5	0- 0	0- 2	HOME	0- 0	0- 1	2- 2				
2- 2	0- 0	1- 0	AWAY	0- 0	0- 2	1- 0				
1- 1	0- 0	0- 0	NEUTRAL	0- 0	0- 1	1- 0				
4- 14	0- 3	0- 5	CONFERENCE	0- 5	0- 0	4- 1				
3- 5	0- 1	0- 3	HOME	0- 1	0- 0	3- 0				
0- 8	0- 2	0- 1	AWAY	0- 4	0- 0	0- 1				
1- 1	0- 0	0- 1	NEUTRAL	0- 0	0- 0	1- 0				

RPI 1-25				RPI 26-50				RPI 51-100				RPI 101+ Team's RPI: 211			
RPI	S	Opponent	Score	RPI	S	Opponent	Score	RPI	S	Opponent	Score	RPI	S	Opponent	Score
16	A	Maryland	40 89	26	A	Green Bay	54 53	57	H	Purdue	57 79	110	A	Charlotte	48 63
25	A	Ohio St.	61 70	27	H	Marquette	75 81	64	A	Iowa	60 71	117	N	Ole Miss	44 69
25	H	Ohio St.	68 96	32	H	Dayton	64 83	68	A	Northwestern	43 63	118	H	North Carolina	59 72
				42	H	Michigan St.	57 81	72	A	Minnesota	60 88	146	A	Milwaukee	63 80
				42	N	Michigan St.	63 70	85	A	Penn St.	46 76	159	H	Idaho St.	35 42
				47	A	Michigan	66 75					196	H	Nebraska	82 56
				47	H	Michigan	56 73					208	H	Illinois	59 55
				49	H	Indiana	54 78					226	A	Rutgers	52 68
												226	H	Rutgers	53 41
												226	N	Rutgers	61 55
												242	H	Saint Francis (PA)	100 103
												252	N	Tennessee St.	80 70
												260	H	Butler	60 55
												311	H	Mississippi Val.	103 61
												314	A	Illinois St.	64 46
LAST 12 Division I GAMES:															
				42	N	Michigan St.	63 70	47	A	Michigan	66 75				
				226	N	Rutgers	61 55	196	H	Nebraska	82 56				
				64	A	Iowa	60 71	25	H	Ohio St.	68 96				
				208	H	Illinois	59 55	68	A	Northwestern	43 63				
				226	H	Rutgers	53 41	49	H	Indiana	54 78				
				16	A	Maryland	40 89	42	H	Michigan St.	57 81				

Non-Div I Games:

Wisconsin

■ Loss,
 ■ Non-Conf,
 ■ S Site,
 ■ H Home
 ■ A Away
 N Neutral

RPI 1-25				RPI 26-50				RPI 51-100				RPI 101+				Team's RPI: 239	
RPI	S	Opponent	Score	RPI	S	Opponent	Score	RPI	S	Opponent	Score	RPI	S	Opponent	Score		
				38	A	North Carolina St.	40 80	65	A	Chattanooga	56 76	148	A	Omaha	64 89		
								65	H	Chattanooga	61 71	199	A	UNCG	61 67		
								82	N	Florida	51 74	199	H	UNCG	54 48		
								92	A	Mercer	39 54	201	A	ETSU	54 52		
								92	H	Mercer	46 61	201	H	ETSU	69 77		
								92	N	Mercer	42 67	218	A	UNCW	71 67		
								95	N	Jacksonville	60 66	230	A	Samford	54 57		
												230	H	Samford	48 55		
												238	A	UNC Asheville	65 84		
												254	H	Coastal Caro.	67 62		
												255	A	Charleston So.	59 45		
												257	A	Furman	60 65		
												257	H	Furman	49 69		
												271	A	Kennesaw St.	78 49		
												280	A	Western Caro.	66 69		
												280	H	Western Caro.	68 59		
												295	A	North Florida	79 60		
												313	H	Gardner-Webb	75 66		
												335	A	N.C. Central	64 54		
												348	H	South Carolina St.	66 65		
LAST 12 Division I GAMES:																	
				92	N	Mercer	42 67	280	A	Western Caro.	66 69						
				65	A	Chattanooga	56 76	199	A	UNCG	61 67						
				201	A	ETSU	54 52	201	H	ETSU	69 77						
				230	H	Samford	48 55	65	H	Chattanooga	61 71						
				92	H	Mercer	46 61	92	A	Mercer	39 54						
				257	A	Furman	60 65	230	A	Samford	54 57						

Loss, Non-Conf, S Site, H Home A Away N Neutral

Average RPI Win:	256	WON-LOST	WINNING	LAST 10	STRENGTH OF	OPP. STRENGTH	TEAM	ADJ.	CONF.	ADJ CONF.
Average RPI Loss:	102	RECORD	PCT. RANK	GAMES	SCHEDULE	OF SCHEDULE	RPI	RPI	RPI	RPI
DIV. I ONLY	22- 8	50	7- 3	322	177	141	141	19	19	
DIV. I NON-CONF.	6- 4	127	0- 0	345	121	253	253	21	21	
TOTALS	RPI 1-25	RPI 26-50	W-L RECORDS	RPI 51-100	RPI 101-150	RPI 150+				
22- 8	0- 0	0- 2	OVERALL	0- 2	3- 3	19- 1				
11- 2	0- 0	0- 1	HOME	0- 1	2- 0	9- 0				
10- 3	0- 0	0- 1	AWAY	0- 0	1- 1	9- 1				
1- 3	0- 0	0- 0	NEUTRAL	0- 1	0- 2	1- 0				
6- 4	0- 0	0- 0	NON-CONFERENCE	0- 2	0- 1	6- 1				
3- 1	0- 0	0- 0	HOME	0- 1	0- 0	3- 0				
3- 1	0- 0	0- 0	AWAY	0- 0	0- 0	3- 1				
0- 2	0- 0	0- 0	NEUTRAL	0- 1	0- 1	0- 0				
16- 4	0- 0	0- 2	CONFERENCE	0- 0	3- 2	13- 0				
8- 1	0- 0	0- 1	HOME	0- 0	2- 0	6- 0				
7- 2	0- 0	0- 1	AWAY	0- 0	1- 1	6- 0				
1- 1	0- 0	0- 0	NEUTRAL	0- 0	0- 1	1- 0				

RPI S	Opponent	Score	RPI S	Opponent	Score	RPI S	Opponent	Score	RPI S	Opponent	Score	Team's RPI: 141
26	A Green Bay	41 62	26	H Green Bay	51 58	67	N Georgetown	60 67	113	N Clemson	51 75	
26	H Green Bay	51 58	96	H Kent St.	69 79	139	A Detroit Mercy	80 85	139	H Detroit Mercy	77 69	
						139	N Detroit Mercy	52 71	146	A Milwaukee	69 51	
						146	H Milwaukee	62 52	153	A Oakland	73 61	
						153	H Oakland	84 66	182	A Cleveland St.	65 60	
						182	H Cleveland St.	84 63	208	A Illinois	72 76	
						247	H Miami (OH)	65 57	270	H Eastern Ky.	85 73	
						281	A Tennessee Tech	65 54	292	A Valparaiso	65 52	
						292	H Valparaiso	63 48	296	A Northern Ky.	70 63	
						296	H Northern Ky.	67 47	301	A Eastern Ill.	71 61	
						316	H Fort Wayne	62 51	319	A Youngstown St.	68 64	
						319	H Youngstown St.	71 58	320	A Ill.-Chicago	73 54	
						320	H Ill.-Chicago	62 51	320	H Ill.-Chicago	62 51	
						296	H Northern Ky.	67 47	320	N Ill.-Chicago	79 52	
						153	H Oakland	84 66	345	A Chicago St.	71 65	
						139	H Detroit Mercy	77 69				
LAST 12 Division I GAMES:												
139	N Detroit Mercy	52 71	182	A Cleveland St.	65 60							
320	N Ill.-Chicago	79 52	320	H Ill.-Chicago	62 51							
146	H Milwaukee	62 52	292	H Valparaiso	63 48							
26	H Green Bay	51 58	296	H Northern Ky.	67 47							
139	A Detroit Mercy	80 85	153	H Oakland	84 66							
319	A Youngstown St.	68 64	139	H Detroit Mercy	77 69							

Non-Div I Games: Grace (IN) 87 56 Cincinnati Christiana85 61

Wright St.

Loss, Non-Conf, S Site, H Home A Away N Neutral

Wyoming

Through Games Of March 8, 2017

Average RPI Win:	212	WON-LOST	WINNING	LAST 10	STRENGTH OF	OPP. STRENGTH	TEAM	ADJ.	CONF.	ADJ CONF.
Average RPI Loss:	85	RECORD	PCT. RANK	GAMES	SCHEDULE	OF SCHEDULE	RPI	RPI	RPI	RPI
DIV. I ONLY	19- 9	78	6- 4	173	139	98	98	13	13	
DIV. I NON-CONF.	6- 3	97	0- 0	278	169	152	152	15	15	
TOTALS	RPI 1-25	RPI 26-50	W-L RECORDS	RPI 51-100	RPI 101-150	RPI 150+				
19- 9	0- 0	0- 4	OVERALL	2- 1	3- 4	14- 0				
12- 2	0- 0	0- 1	HOME	2- 0	2- 1	8- 0				
7- 6	0- 0	0- 3	AWAY	0- 1	1- 2	6- 0				
0- 1	0- 0	0- 0	NEUTRAL	0- 0	0- 1	0- 0				
6- 3	0- 0	0- 2	NON-CONFERENCE	1- 0	1- 1	4- 0				
4- 1	0- 0	0- 0	HOME	1- 0	0- 1	3- 0				
2- 2	0- 0	0- 2	AWAY	0- 0	1- 0	1- 0				
0- 0	0- 0	0- 0	NEUTRAL	0- 0	0- 0	0- 0				
13- 6	0- 0	0- 2	CONFERENCE	1- 1	2- 3	10- 0				
8- 1	0- 0	0- 1	HOME	1- 0	2- 0	5- 0				
5- 4	0- 0	0- 1	AWAY	0- 1	0- 2	5- 0				
0- 1	0- 0	0- 0	NEUTRAL	0- 0	0- 1	0- 0				

RPI 1-25				RPI 26-50				RPI 51-100				Team's RPI: 98				RPI 101+			
RPI	S	Opponent	Score	RPI	S	Opponent	Score	RPI	S	Opponent	Score	RPI	S	Opponent	Score	RPI	S	Opponent	Score
				28	A	Drake	50 63	53	A	Colorado St.	54 61	104	A	UNLV	46 51				
				42	A	Michigan St.	51 63	53	H	Colorado St.	56 49	104	H	UNLV	79 57				
				48	A	Boise St.	54 64	77	H	South Dakota	69 62	108	A	Colorado	82 75				
				48	H	Boise St.	43 53					145	A	Fresno St.	47 52				
												145	H	Fresno St.	70 48				
												145	N	Fresno St.	48 58				
												149	H	Idaho	71 74				
												151	A	New Mexico	60 58				
												151	H	New Mexico	68 52				
												189	A	Utah St.	71 48				
												189	H	Utah St.	59 40				
												200	A	San Jose St.	68 59				
												200	H	San Jose St.	89 60				
												269	H	San Diego St.	80 67				
												283	A	Nevada	72 59				
												290	H	Southern Utah	68 48				
												310	H	Denver	59 49				
												322	A	Air Force	66 54				
												322	H	Air Force	73 41				
												324	A	Montana	67 42				
												346	H	Cal St. Fullerton	61 26				
LAST 12 Division I GAMES:																			
				145	N	Fresno St.	48 58	189	H	Utah St.	59 40								
				200	A	San Jose St.	68 59	145	A	Fresno St.	47 52								
				53	H	Colorado St.	56 49	322	H	Air Force	73 41								
				151	A	New Mexico	60 58	269	H	San Diego St.	80 67								
				48	H	Boise St.	43 53	48	A	Boise St.	54 64								
				53	A	Colorado St.	54 61	104	A	UNLV	46 51								

Non-Div I Games: Adams St. 79 40 Chadron St. 74 50

Wyoming

■ Loss,
 ■ Non-Conf, S Site,
 ■ Home
 ■ Away
 N Neutral

Average RPI Win: 233	WON-LOST	WINNING	LAST 10	STRENGTH OF	OPP. STRENGTH	TEAM	ADJ.	CONF.	ADJ CONF.
Average RPI Loss: 82	RECORD	PCT. RANK	GAMES	SCHEDULE	OF SCHEDULE	RPI	RPI	RPI	RPI
DIV. I ONLY	12- 18	226	2- 8	151	83	204	204	7	7
DIV. I NON-CONF.	8- 3	67	0- 0	245	249	133	133	7	7
TOTALS	RPI 1-25	RPI 26-50	W-L RECORDS	RPI 51-100	RPI 101-150	RPI 150+			
12- 18	0- 5	1- 2	OVERALL	0- 7	0- 1	11- 3			
8- 7	0- 2	1- 1	HOME	0- 3	0- 0	7- 1			
3- 8	0- 2	0- 1	AWAY	0- 4	0- 0	3- 1			
1- 3	0- 1	0- 0	NEUTRAL	0- 0	0- 1	1- 1			
8- 3	0- 1	1- 0	NON-CONFERENCE	0- 1	0- 1	7- 0			
6- 0	0- 0	1- 0	HOME	0- 0	0- 0	5- 0			
1- 1	0- 0	0- 0	AWAY	0- 1	0- 0	1- 0			
1- 2	0- 1	0- 0	NEUTRAL	0- 0	0- 1	1- 0			
4- 15	0- 4	0- 2	CONFERENCE	0- 6	0- 0	4- 3			
2- 7	0- 2	0- 1	HOME	0- 3	0- 0	2- 1			
2- 7	0- 2	0- 1	AWAY	0- 3	0- 0	2- 1			
0- 1	0- 0	0- 0	NEUTRAL	0- 0	0- 0	0- 1			

RPI	S	Opponent	Score	RPI	S	Opponent	Score	RPI	S	Opponent	Score	RPI	S	Opponent	Score	Team's RPI: 204
17	A	DePaul	69 85	27	A	Marquette	61 85	66	A	Villanova	71 76	116	N	Southern Miss.	59 73	
17	H	DePaul	43 70	27	H	Marquette	71 86	66	H	Villanova	47 72	180	A	Cincinnati	72 61	
19	N	Oklahoma	69 81	47	H	Michigan	61 58	67	A	Georgetown	63 81	195	A	Providence	54 51	
24	A	Creighton	52 63					67	H	Georgetown	64 69	195	H	Providence	67 57	
24	H	Creighton	57 67					69	A	St. John's (NY)	55 64	198	A	Seton Hall	62 71	
								69	H	St. John's (NY)	48 65	198	H	Seton Hall	72 64	
								87	A	Wake Forest	45 58	252	H	Tennessee St.	63 54	
												260	A	Butler	53 43	
												260	H	Butler	62 65	
												260	N	Butler	66 68	
												267	H	Southeast Mo. St.	54 48	
												271	N	Kennesaw St.	75 52	
												286	H	Ark.-Pine Bluff	62 41	
												295	H	North Florida	83 46	
												347	H	Delaware St.	86 53	
LAST 12 Division I GAMES:																
260	N	Butler	66 68	17	H	DePaul	43 70									
195	H	Providence	67 57	260	A	Butler	53 43									
24	H	Creighton	57 67	69	A	St. John's (NY)	55 64									
67	A	Georgetown	63 81	198	A	Seton Hall	62 71									
66	A	Villanova	71 76	66	H	Villanova	47 72									
27	H	Marquette	71 86	67	H	Georgetown	64 69									

Non-Div I Games:

Xavier

■ Loss,
 ■ Non-Conf,
 ■ S Site,
 ■ H Home
 ■ A Away
 N Neutral

Average RPI Win:	205	WON-LOST	WINNING	LAST 10	STRENGTH OF	OPP. STRENGTH	TEAM	ADJ.	CONF.	ADJ CONF.
Average RPI Loss:	129	RECORD	PCT. RANK	GAMES	SCHEDULE	OF SCHEDULE	RPI	RPI	RPI	RPI
DIV. I ONLY	15- 12	138	5- 5	139	158	134	134	8	8	
DIV. I NON-CONF.	9- 4	85	0- 0	277	280	122	122	9	9	
TOTALS	RPI 1-25	RPI 26-50	W-L RECORDS	RPI 51-100	RPI 101-150	RPI 150+				
15- 12	0- 1	1- 1	OVERALL	2- 1	1- 4	11- 5				
7- 4	0- 0	1- 0	HOME	1- 0	1- 2	4- 2				
8- 8	0- 1	0- 1	AWAY	1- 1	0- 2	7- 3				
0- 0	0- 0	0- 0	NEUTRAL	0- 0	0- 0	0- 0				
9- 4	0- 1	0- 0	NON-CONFERENCE	1- 0	1- 0	7- 3				
3- 1	0- 0	0- 0	HOME	0- 0	1- 0	2- 1				
6- 3	0- 1	0- 0	AWAY	1- 0	0- 0	5- 2				
0- 0	0- 0	0- 0	NEUTRAL	0- 0	0- 0	0- 0				
6- 8	0- 0	1- 1	CONFERENCE	1- 1	0- 4	4- 2				
4- 3	0- 0	1- 0	HOME	1- 0	0- 2	2- 1				
2- 5	0- 0	0- 1	AWAY	0- 1	0- 2	2- 1				
0- 0	0- 0	0- 0	NEUTRAL	0- 0	0- 0	0- 0				

RPI 1-25				RPI 26-50				RPI 51-100				RPI 101+				Team's RPI: 134	
RPI	S	Opponent	Score	RPI	S	Opponent	Score	RPI	S	Opponent	Score	RPI	S	Opponent	Score		
6	A	Stanford	44 102	43	A	Harvard	56 76	55	A	Penn	55 66	114	H	Albany (NY)	64 53		
				43	H	Harvard	57 52	55	H	Penn	61 48	115	A	Princeton	62 74		
								76	A	New Hampshire	64 58	115	H	Princeton	47 69		
												125	A	Cornell	49 59		
												125	H	Cornell	63 76		
												156	A	Brown	73 76		
												156	H	Brown	73 51		
												157	A	Army West Point	55 59		
												175	H	Boston College	64 71		
												194	A	Columbia	55 47		
												194	H	Columbia	68 72		
												212	H	Binghamton	57 48		
												214	A	UC Santa Barbara	64 60		
												216	A	Dartmouth	57 50		
												216	H	Dartmouth	58 44		
												275	H	Vermont	77 48		
												279	A	Manhattan	57 63		
												314	A	Illinois St.	59 45		
												317	A	Holy Cross	71 70		
												336	A	LIU Brooklyn	75 44		
												341	A	Wagner	66 52		
LAST 12 Division I GAMES:																	
				194	A	Columbia	55 47					43	A	Harvard	56 76		
				125	A	Cornell	49 59					216	A	Dartmouth	57 50		
				216	H	Dartmouth	58 44					125	H	Cornell	63 76		
				43	H	Harvard	57 52					194	H	Columbia	68 72		
				55	H	Penn	61 48					156	H	Brown	73 51		
				115	H	Princeton	47 69					156	A	Brown	73 76		

Non-Div I Games:

Yale

■ Loss,
■ Non-Conf, S Site,
■ Home
■ Away
N Neutral

Average RPI Win:	277	WON-LOST	WINNING	LAST 10	STRENGTH OF	OPP. STRENGTH	TEAM	ADJ.	CONF.	ADJ CONF.
Average RPI Loss:	172	RECORD	PCT. RANK	GAMES	SCHEDULE	OF SCHEDULE	RPI	RPI	RPI	RPI
DIV. I ONLY	7- 21	305	2- 8	274	227	319	319	19	19	
DIV. I NON-CONF.	2- 7	284	0- 0	308	221	330	330	21	21	
TOTALS	RPI 1-25	RPI 26-50	W-L RECORDS	RPI 51-100	RPI 101-150	RPI 150+				
7- 21	0- 0	0- 2	OVERALL	0- 1	0- 7	7- 11				
5- 8	0- 0	0- 1	HOME	0- 0	0- 4	5- 3				
1- 12	0- 0	0- 1	AWAY	0- 1	0- 3	1- 7				
1- 1	0- 0	0- 0	NEUTRAL	0- 0	0- 0	1- 1				
2- 7	0- 0	0- 0	NON-CONFERENCE	0- 1	0- 1	2- 5				
1- 3	0- 0	0- 0	HOME	0- 0	0- 1	1- 2				
0- 4	0- 0	0- 0	AWAY	0- 1	0- 0	0- 3				
1- 0	0- 0	0- 0	NEUTRAL	0- 0	0- 0	1- 0				
5- 14	0- 0	0- 2	CONFERENCE	0- 0	0- 6	5- 6				
4- 5	0- 0	0- 1	HOME	0- 0	0- 3	4- 1				
1- 8	0- 0	0- 1	AWAY	0- 0	0- 3	1- 4				
0- 1	0- 0	0- 0	NEUTRAL	0- 0	0- 0	0- 1				

RPI S	Opponent	Score	RPI S	Opponent	Score	RPI S	Opponent	Score	RPI S	Opponent	Score	Team's RPI: 319
26	A Green Bay	41 75	26	H Green Bay	51 84	96	A Kent St.	60 75	125	H Cornell	75 80	
									139	A Detroit Mercy	63 80	
									139	H Detroit Mercy	67 83	
									141	A Wright St.	58 71	
									141	H Wright St.	64 68	
									146	A Milwaukee	82 86	
									146	H Milwaukee	74 78	
									153	A Oakland	54 80	
									153	H Oakland	58 80	
									162	A Pittsburgh	50 63	
									182	A Cleveland St.	68 71	
									182	H Cleveland St.	92 67	
									188	H American	64 77	
									236	H Akron	74 76	
									240	A Hawaii	50 72	
									242	H Saint Francis (PA)	69 68	
									285	N Sacramento St.	102 94	
									292	A Valparaiso	60 77	
									292	H Valparaiso	76 70	
									292	N Valparaiso	62 79	
									293	A Northern Ariz.	49 70	
									296	A Northern Ky.	81 87	
									296	H Northern Ky.	77 73	
									320	A Ill.-Chicago	65 59	
									320	H Ill.-Chicago	70 54	
LAST 12 Division I GAMES:												
292	N	Valparaiso	62	79	146	A	Milwaukee	82	86			
139	H	Detroit Mercy	67	83	320	A	Ill.-Chicago	65	59			
153	H	Oakland	58	80	292	A	Valparaiso	60	77			
141	H	Wright St.	64	68	146	H	Milwaukee	74	78			
296	H	Northern Ky.	77	73	26	H	Green Bay	51	84			
26	A	Green Bay	41	75	153	A	Oakland	54	80			

Non-Div I Games: Point Park 84 71 Tiffin 84 62

Youngstown St.

Loss, Non-Conf, S Site, H Home A Away N Neutral