

Average RPI Win:	242	WON-LOST	WINNING	LAST 10	STRENGTH OF	OPP. STRENGTH	TEAM	ADJ.	CONF.	ADJ CONF.
Average RPI Loss:	134	RECORD	PCT. RANK	GAMES	SCHEDULE	OF SCHEDULE	RPI	RPI	RPI	RPI
DIV. I ONLY	20- 7	45	9-1	188	272	75	75	23	23	
DIV. I NON-CONF.	3- 4	201	0	169	224	144	144	24	24	
TOTALS	RPI 1-25	RPI 26-50	W-L RECORDS	RPI 51-100	RPI 101-150	RPI 150+				
20- 7	0- 2	0- 0	OVERALL	2- 2	2- 0	16- 3				
10- 1	0- 0	0- 0	HOME	1- 1	1- 0	8- 0				
9- 6	0- 2	0- 0	AWAY	1- 1	1- 0	7- 3				
1- 0	0- 0	0- 0	NEUTRAL	0- 0	0- 0	1- 0				
3- 4	0- 2	0- 0	NON-CONFERENCE	0- 0	0- 0	3- 2				
1- 0	0- 0	0- 0	HOME	0- 0	0- 0	1- 0				
1- 4	0- 2	0- 0	AWAY	0- 0	0- 0	1- 2				
1- 0	0- 0	0- 0	NEUTRAL	0- 0	0- 0	1- 0				
17- 3	0- 0	0- 0	CONFERENCE	2- 2	2- 0	13- 1				
9- 1	0- 0	0- 0	HOME	1- 1	1- 0	7- 0				
8- 2	0- 0	0- 0	AWAY	1- 1	1- 0	6- 1				
0- 0	0- 0	0- 0	NEUTRAL	0- 0	0- 0	0- 0				

RPI 1-25				RPI 26-50				RPI 51-100 Team's RPI: 75				RPI 101+			
RPI	S	Opponent	Score	RPI	S	Opponent	Score	RPI	S	Opponent	Score	RPI	S	Opponent	Score
8	A	Missouri St.	51 79					83	A	SFA	49 72	146	A	Sam Houston St.	60 45
20	A	Texas A&M	48 85					83	H	SFA	44 66	146	H	Sam Houston St.	57 54
								86	A	Abilene Christian	70 58	172	A	New Orleans	83 53
								86	H	Abilene Christian	68 59	172	H	New Orleans	43 40
												238	H	Central Ark.	67 47
												239	A	South Alabama	82 83
												250	A	Texas St.	48 57
												253	A	Southeastern La.	44 48
												253	H	Southeastern La.	49 48
												255	H	Nicholls St.	55 49
												265	A	Lamar University	64 56
												265	H	Lamar University	49 39
												268	A	Incarnate Word	64 38
												268	H	Incarnate Word	56 50
												300	A	UTRGV	59 54
												300	H	UTRGV	61 50
												303	N	Prairie View	64 52
												315	A	Houston Baptist	75 65
												315	H	Houston Baptist	58 47
												336	A	Northwestern St.	72 59
												347	A	McNeese	73 59
LAST 10 Division I															
315	H	Houston Baptist	58 47	253	H	Southeastern La.	49 48								
146	A	Sam Houston St.	60 45	86	H	Abilene Christian	68 59								
268	H	Incarnate Word	56 50	83	A	SFA	49 72								
172	H	New Orleans	43 40	347	A	McNeese	73 59								
265	A	Lamar University	64 56	315	A	Houston Baptist	75 65								

Non-Div I Games: UNKNOWN 75 55 Huston-Tillotson 63 49 Texas Wesleyan 90 52

Average RPI Win:	238	WON-LOST	WINNING	LAST 10	STRENGTH OF	OPP. STRENGTH	TEAM	ADJ.	CONF.	ADJ CONF.
Average RPI Loss:	118	RECORD	PCT. RANK	GAMES	SCHEDULE	OF SCHEDULE	RPI	RPI	RPI	RPI
DIV. I ONLY	20- 5	25	9-1	243	257	86	86	23	23	
DIV. I NON-CONF.	4- 1	51	0	237	133	59	59	24	24	
TOTALS	RPI 1-25	RPI 26-50	W-L RECORDS	RPI 51-100	RPI 101-150	RPI 150+				
20- 5	0- 0	0- 0	OVERALL	1- 4	3- 0	16- 1				
10- 2	0- 0	0- 0	HOME	1- 1	1- 0	8- 1				
10- 3	0- 0	0- 0	AWAY	0- 3	2- 0	8- 0				
0- 0	0- 0	0- 0	NEUTRAL	0- 0	0- 0	0- 0				
4- 1	0- 0	0- 0	NON-CONFERENCE	0- 1	1- 0	3- 0				
2- 0	0- 0	0- 0	HOME	0- 0	0- 0	2- 0				
2- 1	0- 0	0- 0	AWAY	0- 1	1- 0	1- 0				
0- 0	0- 0	0- 0	NEUTRAL	0- 0	0- 0	0- 0				
16- 4	0- 0	0- 0	CONFERENCE	1- 3	2- 0	13- 1				
8- 2	0- 0	0- 0	HOME	1- 1	1- 0	6- 1				
8- 2	0- 0	0- 0	AWAY	0- 2	1- 0	7- 0				
0- 0	0- 0	0- 0	NEUTRAL	0- 0	0- 0	0- 0				

RPI 1-25			RPI 26-50			RPI 51-100			Team's RPI: 86	RPI 101+		
RPI	S	Opponent	Score	RPI	S	Opponent	Score	RPI	S	Opponent	Score	
								75	A	A&M-Corpus Christi	59	68
								75	H	A&M-Corpus Christi	58	70
								83	A	SFA	59	69
								83	H	SFA	88	62
								91	A	Oklahoma	65	78
										129	A	Portland
										146	A	Sam Houston St.
										146	H	Sam Houston St.
										165	A	Wright St.
										172	H	New Orleans
										238	A	Central Ark.
										238	H	Central Ark.
										253	A	Southeastern La.
										253	H	Southeastern La.
										255	A	Nicholls St.
										259	H	Tulsa
										265	A	Lamar University
										265	H	Lamar University
										268	A	Incarnate Word
										268	H	Incarnate Word
										313	H	New Mexico St.
										315	A	Houston Baptist
										315	H	Houston Baptist
										336	H	Northwestern St.
										347	A	McNeese
LAST 10 Division I												

Non-Div I Games: Howard Payne 96 38 Schreiner 110 37 Southwest (NM) 104 52 McMurry 111 43
Abilene Christian

Loss, Non-Conf, S Site, H Home A Away N Neutral

Air Force

Through Games Of March 7, 2020

Average RPI Win:	235	WON-LOST	WINNING	LAST 10	STRENGTH OF	OPP. STRENGTH	TEAM	ADJ.	CONF.	ADJ CONF.
Average RPI Loss:	177	RECORD	PCT. RANK	GAMES	SCHEDULE	OF SCHEDULE	RPI	RPI	RPI	RPI
DIV. I ONLY	9- 21	287	6-4	196	222	271	271	17	17	
DIV. I NON-CONF.	1- 9	326	0	265	268	336	336	20	20	
TOTALS	RPI 1-25	RPI 26-50	W-L RECORDS	RPI 51-100	RPI 101-150	RPI 150+				
9- 21	0- 0	0- 1	OVERALL	1- 5	1- 3	7- 12				
3- 10	0- 0	0- 0	HOME	1- 1	0- 3	2- 6				
5- 10	0- 0	0- 1	AWAY	0- 3	1- 0	4- 6				
1- 1	0- 0	0- 0	NEUTRAL	0- 1	0- 0	1- 0				
1- 9	0- 0	0- 1	NON-CONFERENCE	0- 1	0- 2	1- 5				
1- 3	0- 0	0- 0	HOME	0- 0	0- 2	1- 1				
0- 6	0- 0	0- 1	AWAY	0- 1	0- 0	0- 4				
0- 0	0- 0	0- 0	NEUTRAL	0- 0	0- 0	0- 0				
8- 12	0- 0	0- 0	CONFERENCE	1- 4	1- 1	6- 7				
2- 7	0- 0	0- 0	HOME	1- 1	0- 1	1- 5				
5- 4	0- 0	0- 0	AWAY	0- 2	1- 0	4- 2				
1- 1	0- 0	0- 0	NEUTRAL	0- 1	0- 0	1- 0				

RPI S	Opponent	Score	RPI S	Opponent	Score	RPI S	Opponent	Score	RPI S	Opponent	Score	Team's RPI: 271
40	A Arizona St.	56 87	65	A Tennessee	54 81	114	H San Diego	59 70				
			69	A Fresno St.	52 61	129	H Portland	56 72				
			69	H Fresno St.	88 65	145	A San Jose St.	67 66				
			82	A Boise St.	61 70	145	H San Jose St.	60 68				
			82	H Boise St.	69 74	162	A Wyoming	52 68				
			82	N Boise St.	50 73	162	H Wyoming	63 65				
						217	H UNLV	60 67				
						225	A Northern Colo.	62 72				
						230	A New Mexico	79 66				
						230	H New Mexico	53 75				
						231	A Cal St. Fullerton	70 79				
						235	A Nevada	68 61				
						235	H Nevada	67 71				
						244	A San Diego St.	51 49				
						273	H Army West Point	66 68				
						275	A Long Beach St.	68 74				
						280	A Utah St.	62 45				
						280	H Utah St.	52 53				
						292	A Colorado St.	40 60				
						292	H Colorado St.	49 44				
						292	N Colorado St.	60 48				
						320	A Navy	59 67				
						331	H NJIT	68 48				
LAST 10 Division I												
			82	N Boise St.	50 73	69	H Fresno St.	88 65				
			292	N Colorado St.	60 48	145	A San Jose St.	67 66				
			292	H Colorado St.	49 44	82	H Boise St.	69 74				
			230	A New Mexico	79 66	244	A San Diego St.	51 49				
			162	A Wyoming	52 68	235	H Nevada	67 71				

Non-Div I Games: Neb. Wesleyan 93 42

Air Force

Loss, Non-Conf, S Site, H Home A Away N Neutral

Average RPI Win: 224	WON-LOST	WINNING	LAST 10	STRENGTH OF	OPP. STRENGTH	TEAM	ADJ.	CONF.	ADJ CONF.
Average RPI Loss: 112	RECORD	PCT. RANK	GAMES	SCHEDULE	OF SCHEDULE	RPI	RPI	RPI	RPI
DIV. I ONLY	15- 14	162	6-4	160	161	164	164	10	10
DIV. I NON-CONF.	7- 4	100	0	227	320	155	155	10	10
TOTALS	RPI 1-25	RPI 26-50	W-L RECORDS	RPI 51-100	RPI 101-150	RPI 150+			
15- 14	0- 1	0- 1	OVERALL	1- 5	1- 4	13- 3			
7- 7	0- 1	0- 1	HOME	1- 1	0- 3	6- 1			
6- 7	0- 0	0- 0	AWAY	0- 4	1- 1	5- 2			
2- 0	0- 0	0- 0	NEUTRAL	0- 0	0- 0	2- 0			
7- 4	0- 0	0- 1	NON-CONFERENCE	0- 1	0- 1	7- 1			
3- 2	0- 0	0- 1	HOME	0- 0	0- 1	3- 0			
2- 2	0- 0	0- 0	AWAY	0- 1	0- 0	2- 1			
2- 0	0- 0	0- 0	NEUTRAL	0- 0	0- 0	2- 0			
8- 10	0- 1	0- 0	CONFERENCE	1- 4	1- 3	6- 2			
4- 5	0- 1	0- 0	HOME	1- 1	0- 2	3- 1			
4- 5	0- 0	0- 0	AWAY	0- 3	1- 1	3- 1			
0- 0	0- 0	0- 0	NEUTRAL	0- 0	0- 0	0- 0			

RPI 1-25				RPI 26-50				RPI 51-100				RPI 101+ Team's RPI: 164			
RPI	S	Opponent	Score	RPI	S	Opponent	Score	RPI	S	Opponent	Score	RPI	S	Opponent	Score
18	H	Central Mich.	72 77	34	H	Michigan	71 80	58	A	Ball St.	52 60	110	A	Buffalo	69 63
								85	A	Ohio	57 70	110	H	Buffalo	61 76
								85	H	Ohio	79 76	130	H	Duquesne	63 88
								97	A	Kent St.	50 68	143	A	Western Mich.	71 79
								97	H	Kent St.	55 60	143	H	Western Mich.	51 56
								98	A	Butler	55 76	160	H	N.C. A&T	64 52
												174	H	Northern Ill.	65 70
												182	A	Eastern Mich.	64 53
												182	H	Eastern Mich.	88 81
												185	A	Toledo	61 65
												189	A	Cleveland St.	62 66
												226	A	Miami (OH)	75 62
												226	H	Miami (OH)	70 62
												227	N	Denver	88 72
												232	N	Morgan St.	52 45
												252	A	Bowling Green	76 73
												252	H	Bowling Green	70 61
												261	H	Youngstown St.	91 62
												296	A	St. Bonaventure	63 54
												332	A	Detroit Mercy	81 60
												340	H	Purdue Fort Wayne	64 53
LAST 10 Division I															
				252	H	Bowling Green	70 61					110	A	Buffalo	69 63
				110	H	Buffalo	61 76					182	A	Eastern Mich.	64 53
				226	A	Miami (OH)	75 62					97	H	Kent St.	55 60
				97	A	Kent St.	50 68					58	A	Ball St.	52 60
				85	H	Ohio	79 76					182	H	Eastern Mich.	88 81

Non-Div I Games:

Akron

■ Loss,
 ■ Non-Conf,
 ■ S Site,
 ■ H Home
 ■ A Away
 N Neutral

Alabama

Through Games Of March 7, 2020

Average RPI Win:	156	WON-LOST	WINNING	LAST 10	STRENGTH OF	OPP. STRENGTH	TEAM	ADJ.	CONF.	ADJ CONF.
Average RPI Loss:	49	RECORD	PCT. RANK	GAMES	SCHEDULE	OF SCHEDULE	RPI	RPI	RPI	RPI
DIV. I ONLY	18- 12	117	6-4	44	44	71	71	4	4	
DIV. I NON-CONF.	10- 3	57	0	121	172	77	77	5	5	
TOTALS	RPI 1-25	RPI 26-50	W-L RECORDS	RPI 51-100	RPI 101-150	RPI 150+				
18- 12	2- 4	0- 3	OVERALL	1- 4	7- 1	8- 0				
10- 6	0- 3	0- 2	HOME	0- 0	6- 1	4- 0				
7- 4	2- 1	0- 1	AWAY	0- 2	1- 0	4- 0				
1- 2	0- 0	0- 0	NEUTRAL	1- 2	0- 0	0- 0				
10- 3	0- 0	0- 1	NON-CONFERENCE	1- 1	3- 1	6- 0				
6- 2	0- 0	0- 1	HOME	0- 0	3- 1	3- 0				
3- 0	0- 0	0- 0	AWAY	0- 0	0- 0	3- 0				
1- 1	0- 0	0- 0	NEUTRAL	1- 1	0- 0	0- 0				
8- 9	2- 4	0- 2	CONFERENCE	0- 3	4- 0	2- 0				
4- 4	0- 3	0- 1	HOME	0- 0	3- 0	1- 0				
4- 4	2- 1	0- 1	AWAY	0- 2	1- 0	1- 0				
0- 1	0- 0	0- 0	NEUTRAL	0- 1	0- 0	0- 0				

RPI	S	Opponent	Score	RPI	S	Opponent	Score	RPI	S	Opponent	Score	RPI	S	Opponent	Score
1	H	South Carolina	78 93	31	H	Arkansas	48 66	63	A	Georgia	75 76	109	H	Bethune-Cookman	60 49
10	A	Mississippi St.	66 64	36	A	LSU	60 71	63	N	Georgia	61 68	111	H	Colgate	72 52
20	A	Texas A&M	76 63	49	H	Iowa St.	66 75	65	A	Tennessee	63 65	112	A	Auburn	75 48
20	H	Texas A&M	74 79					68	N	UNI	87 77	112	H	Auburn	68 64
23	A	Kentucky	62 66					79	N	Southern California	57 60	127	H	Vanderbilt	98 61
23	H	Kentucky	71 81									138	H	Florida	69 62
												140	H	Hampton	61 64
												150	H	North Carolina	83 77
												169	H	Radford	85 51
												170	A	Tulane	66 56
												176	H	Missouri	73 61
												221	A	Clemson	67 54
												239	A	South Alabama	74 62
												253	H	Southeastern La.	87 50
												298	A	Ole Miss	57 56
												324	H	Mercer	111 56
LAST 10 Division I															
63	N	Georgia	61 68	63	A	Georgia	75 76								
176	H	Missouri	73 61	112	H	Auburn	68 64								
20	A	Texas A&M	76 63	23	A	Kentucky	62 66								
10	A	Mississippi St.	66 64	298	A	Ole Miss	57 56								
138	H	Florida	69 62	31	H	Arkansas	48 66								

Non-Div I Games:

Alabama

■ Loss,
 ■ Non-Conf, S Site,
 ■ Home
 ■ Away
 N Neutral

Alabama A&M

Through Games Of March 7, 2020

Average RPI Win:	301	WON-LOST	WINNING	LAST 10	STRENGTH OF	OPP. STRENGTH	TEAM	ADJ.	CONF.	ADJ CONF.
Average RPI Loss:	183	RECORD	PCT. RANK	GAMES	SCHEDULE	OF SCHEDULE	RPI	RPI	RPI	RPI
DIV. I ONLY	16- 13	143	8-2	344	348	234	234	32	32	
DIV. I NON-CONF.	4- 7	225	0	210	305	209	209	31	31	
TOTALS	RPI 1-25	RPI 26-50	W-L RECORDS	RPI 51-100	RPI 101-150	RPI 150+				
16- 13	0- 0	0- 0	OVERALL	0- 2	0- 4	16- 7				
7- 3	0- 0	0- 0	HOME	0- 0	0- 2	7- 1				
8- 9	0- 0	0- 0	AWAY	0- 2	0- 1	8- 6				
1- 1	0- 0	0- 0	NEUTRAL	0- 0	0- 1	1- 0				
4- 7	0- 0	0- 0	NON-CONFERENCE	0- 2	0- 2	4- 3				
0- 2	0- 0	0- 0	HOME	0- 0	0- 1	0- 1				
4- 4	0- 0	0- 0	AWAY	0- 2	0- 0	4- 2				
0- 1	0- 0	0- 0	NEUTRAL	0- 0	0- 1	0- 0				
12- 6	0- 0	0- 0	CONFERENCE	0- 0	0- 2	12- 4				
7- 1	0- 0	0- 0	HOME	0- 0	0- 1	7- 0				
4- 5	0- 0	0- 0	AWAY	0- 0	0- 1	4- 4				
1- 0	0- 0	0- 0	NEUTRAL	0- 0	0- 0	1- 0				

RPI S	Opponent	Score	RPI S	Opponent	Score	RPI S	Opponent	Score	RPI S	Opponent	Score	Team's RPI: 234
						72	A Cincinnati	47 62	126	H North Florida	64 73	
						90	A Nebraska	46 68	134	A Texas Southern	76 79	
									134	H Texas Southern	58 65	
									139	N North Ala.	65 80	
									154	A Jackson St.	53 67	
									154	H Jackson St.	75 71	
									171	H Austin Peay	61 67	
									196	A Memphis	71 79	
									227	A Denver	86 83	
									233	A Southern U.	46 55	
									233	H Southern U.	59 57	
									244	A San Diego St.	61 53	
									284	A California Baptist	55 60	
									303	A Prairie View	53 60	
									303	H Prairie View	54 44	
									316	A Georgia St.	67 52	
									323	A Alcorn	74 67	
									323	H Alcorn	64 50	
									326	A Alabama St.	56 55	
									326	N Alabama St.	75 48	
									329	A Ark.-Pine Bluff	65 52	
									329	H Ark.-Pine Bluff	74 55	
									339	A Florida A&M	77 53	
									344	A Grambling	59 69	
									344	H Grambling	72 52	
									351	A Mississippi Val.	75 45	
LAST 10 Division I												
			154	H Jackson St.	75 71		323	H Alcorn	64 50			
			344	H Grambling	72 52		326	A Alabama St.	56 55			
			303	A Prairie View	53 60		351	A Mississippi Val.	75 45			
			134	A Texas Southern	76 79		329	A Ark.-Pine Bluff	65 52			
			233	H Southern U.	59 57		303	H Prairie View	54 44			

Non-Div I Games:

Alabama A&M

■ Loss,
 ■ Non-Conf,
 ■ S Site,
 ■ Home
 ■ A Away
 N Neutral

RPI	S	Opponent	Score
351	H	Mississippi Val.	68 48

A
l
a
b
a
m
a
A
&
M

A
l
a
b
a
m
a
A
&
M

Alabama A&M

Average RPI Win:	321	WON-LOST	WINNING	LAST 10	STRENGTH OF	OPP. STRENGTH	TEAM	ADJ.	CONF.	ADJ CONF.
Average RPI Loss:	193	RECORD	PCT. RANK	GAMES	SCHEDULE	OF SCHEDULE	RPI	RPI	RPI	RPI
DIV. I ONLY	7- 20	305	4-6	321	333	326	326	32	32	
DIV. I NON-CONF.	1- 8	322	0	103	50	289	289	31	31	
TOTALS	RPI 1-25	RPI 26-50	W-L RECORDS	RPI 51-100	RPI 101-150	RPI 150+				
7- 20	0- 2	0- 0	OVERALL	0- 1	0- 4	7- 13				
3- 9	0- 0	0- 0	HOME	0- 0	0- 2	3- 7				
4- 10	0- 2	0- 0	AWAY	0- 1	0- 2	4- 5				
0- 1	0- 0	0- 0	NEUTRAL	0- 0	0- 0	0- 1				
1- 8	0- 2	0- 0	NON-CONFERENCE	0- 1	0- 2	1- 3				
1- 2	0- 0	0- 0	HOME	0- 0	0- 1	1- 1				
0- 6	0- 2	0- 0	AWAY	0- 1	0- 1	0- 2				
0- 0	0- 0	0- 0	NEUTRAL	0- 0	0- 0	0- 0				
6- 12	0- 0	0- 0	CONFERENCE	0- 0	0- 2	6- 10				
2- 7	0- 0	0- 0	HOME	0- 0	0- 1	2- 6				
4- 4	0- 0	0- 0	AWAY	0- 0	0- 1	4- 3				
0- 1	0- 0	0- 0	NEUTRAL	0- 0	0- 0	0- 1				

RPI 1-25				RPI 26-50				RPI 51-100				RPI 101+ Team's RPI: 326			
RPI	S	Opponent	Score	RPI	S	Opponent	Score	RPI	S	Opponent	Score	RPI	S	Opponent	Score
1	A	South Carolina	43 103					62	A	South Fla.	29 80	134	A	Texas Southern	59 88
22	A	DePaul	76 105									134	H	Texas Southern	54 81
												139	H	North Ala.	60 81
												149	A	Wisconsin	67 85
												154	A	Jackson St.	62 94
												154	H	Jackson St.	56 76
												161	H	Samford	48 83
												221	A	Clemson	43 76
												233	A	Southern U.	47 69
												233	H	Southern U.	51 61
												234	H	Alabama A&M	55 56
												234	N	Alabama A&M	48 75
												247	H	Jacksonville St.	68 63
												298	A	Ole Miss	66 93
												303	A	Prairie View	61 52
												303	H	Prairie View	59 62
												323	A	Alcorn	63 73
												323	H	Alcorn	95 70
												329	A	Ark.-Pine Bluff	68 65
												329	H	Ark.-Pine Bluff	62 73
												344	A	Grambling	73 59
												344	H	Grambling	68 69
												351	A	Mississippi Val.	66 61
												351	H	Mississippi Val.	77 64
LAST 10 Division I															
344	H	Grambling	68 69	233	H	Southern U.	51 61								
154	H	Jackson St.	56 76	234	H	Alabama A&M	55 56								
134	A	Texas Southern	59 88	329	A	Ark.-Pine Bluff	68 65								
303	A	Prairie View	61 52	351	A	Mississippi Val.	66 61								
323	H	Alcorn	95 70	134	H	Texas Southern	54 81								

Non-Div I Games: Mobile 76 66 Paine 84 58

Alabama St.

Loss, Non-Conf, S Site, H Home A Away N Neutral

Albany (NY)

Through Games Of March 7, 2020

Average RPI Win:	282	WON-LOST	WINNING	LAST 10	STRENGTH OF	OPP. STRENGTH	TEAM	ADJ.	CONF.	ADJ CONF.
Average RPI Loss:	197	RECORD	PCT. RANK	GAMES	SCHEDULE	OF SCHEDULE	RPI	RPI	RPI	RPI
DIV. I ONLY	8- 21	298	2-8	282	316	314	314	26	26	
DIV. I NON-CONF.	3- 9	279	0	312	306	322	322	27	27	
TOTALS	RPI 1-25	RPI 26-50	W-L RECORDS	RPI 51-100	RPI 101-150	RPI 150+				
8- 21	0- 0	0- 0	OVERALL	0- 5	1- 1	7- 15				
5- 9	0- 0	0- 0	HOME	0- 1	1- 1	4- 7				
3- 12	0- 0	0- 0	AWAY	0- 4	0- 0	3- 8				
0- 0	0- 0	0- 0	NEUTRAL	0- 0	0- 0	0- 0				
3- 9	0- 0	0- 0	NON-CONFERENCE	0- 2	1- 1	2- 6				
1- 5	0- 0	0- 0	HOME	0- 0	1- 1	0- 4				
2- 4	0- 0	0- 0	AWAY	0- 2	0- 0	2- 2				
0- 0	0- 0	0- 0	NEUTRAL	0- 0	0- 0	0- 0				
5- 12	0- 0	0- 0	CONFERENCE	0- 3	0- 0	5- 9				
4- 4	0- 0	0- 0	HOME	0- 1	0- 0	4- 3				
1- 8	0- 0	0- 0	AWAY	0- 2	0- 0	1- 6				
0- 0	0- 0	0- 0	NEUTRAL	0- 0	0- 0	0- 0				

RPI S	Opponent	Score	RPI S	Opponent	Score	RPI S	Opponent	Score	RPI S	Opponent	Score	Team's RPI: 314
						54	A Marist	52 76	118	H Columbia	82 78	
						81	A Stony Brook	44 53	131	H Boston U.	58 60	
						81	A Stony Brook	49 54	159	H Lafayette	47 54	
						81	H Stony Brook	53 73	163	A Binghamton	42 58	
						100	A Syracuse	53 75	163	H Binghamton	56 53	
									168	A Maine	49 60	
									168	H Maine	44 65	
									191	H Cornell	51 71	
									209	A UMass Lowell	51 53	
									209	H UMass Lowell	75 78	
									264	A New Hampshire	53 56	
									264	H New Hampshire	47 48	
									278	A Siena	46 52	
									293	H Monmouth	41 53	
									297	A UMBC	44 54	
									297	H UMBC	56 51	
									307	A Vermont	36 52	
									307	H Vermont	58 49	
									319	H St. Francis Brooklyn	41 49	
									322	A Bryant	55 68	
									337	A Canisius	70 53	
									345	A Hartford	68 63	
									345	H Hartford	63 40	
									346	A Central Conn. St.	73 63	
LAST 10 Division I												
			81	A Stony Brook	49 54	168	H Maine	44 65				
			81	A Stony Brook	44 53	345	H Hartford	63 40				
			209	H UMass Lowell	75 78	163	A Binghamton	42 58				
			264	A New Hampshire	53 56	307	A Vermont	36 52				
			297	A UMBC	44 54	297	H UMBC	56 51				

Non-Div I Games: FDU-Florham 81 21

Albany (NY)

Loss, Non-Conf, S Site, H Home A Away N Neutral

Alcorn

Through Games Of March 7, 2020

Average RPI Win: 322	WON-LOST	WINNING	LAST 10	STRENGTH OF	OPP. STRENGTH	TEAM	ADJ.	CONF.	ADJ CONF.
Average RPI Loss: 209	RECORD	PCT. RANK	GAMES	SCHEDULE	OF SCHEDULE	RPI	RPI	RPI	RPI
DIV. I ONLY	11- 17	237	4-6	350	344	323	323	32	32
DIV. I NON-CONF.	2- 8	295	0	335	241	332	332	31	31
TOTALS	RPI 1-25	RPI 26-50	W-L RECORDS	RPI 51-100	RPI 101-150	RPI 150+			
11- 17	0- 0	0- 0	OVERALL	0- 1	0- 3	11- 13			
7- 4	0- 0	0- 0	HOME	0- 0	0- 2	7- 2			
4- 11	0- 0	0- 0	AWAY	0- 1	0- 1	4- 9			
0- 2	0- 0	0- 0	NEUTRAL	0- 0	0- 0	0- 2			
2- 8	0- 0	0- 0	NON-CONFERENCE	0- 1	0- 1	2- 6			
1- 1	0- 0	0- 0	HOME	0- 0	0- 1	1- 0			
1- 5	0- 0	0- 0	AWAY	0- 1	0- 0	1- 4			
0- 2	0- 0	0- 0	NEUTRAL	0- 0	0- 0	0- 2			
9- 9	0- 0	0- 0	CONFERENCE	0- 0	0- 2	9- 7			
6- 3	0- 0	0- 0	HOME	0- 0	0- 1	6- 2			
3- 6	0- 0	0- 0	AWAY	0- 0	0- 1	3- 5			
0- 0	0- 0	0- 0	NEUTRAL	0- 0	0- 0	0- 0			

RPI S	Opponent	Score	RPI S	Opponent	Score	RPI S	Opponent	Score	RPI S	Opponent	Score	Team's RPI: 323
						83	A SFA	62 67	103	H UAB	65 86	
									134	A Texas Southern	70 105	
									134	H Texas Southern	67 81	
									154	A Jackson St.	66 76	
									154	H Jackson St.	67 83	
									196	A Memphis	51 57	
									220	A UTEP	47 92	
									221	N Clemson	46 77	
									233	A Southern U.	57 74	
									233	H Southern U.	58 53	
									234	A Alabama A&M	50 64	
									234	H Alabama A&M	67 74	
									237	A North Texas	31 67	
									250	A Texas St.	59 67	
									298	N Ole Miss	55 73	
									303	A Prairie View	68 63	
									303	H Prairie View	77 39	
									326	A Alabama St.	70 95	
									326	H Alabama St.	73 63	
									329	A Ark.-Pine Bluff	77 75	
									329	H Ark.-Pine Bluff	57 54	
									334	A Tennessee St.	62 57	
									339	H Florida A&M	58 42	
									344	A Grambling	59 70	
									344	H Grambling	80 54	
									351	A Mississippi Val.	81 67	
LAST 10 Division I												
			134	H Texas Southern	67 81				329	H Ark.-Pine Bluff	57 54	
			303	H Prairie View	77 39				351	H Mississippi Val.	63 60	
			233	H Southern U.	58 53				344	A Grambling	59 70	
			326	A Alabama St.	70 95				154	A Jackson St.	66 76	
			234	A Alabama A&M	50 64				233	A Southern U.	57 74	

Non-Div I Games: Tougaloo 85 61 Louisiana Col. 86 50

Alcorn

Loss, Non-Conf, S Site, H Home A Away N Neutral

RPI	S	Opponent	Score
351	H	Mississippi Val.	63 60

A
l
c
o
r
n

A
l
c
o
r
n

Alcorn

American

Through Games Of March 7, 2020

Average RPI Win: 209	WON-LOST	WINNING	LAST 10	STRENGTH OF	OPP. STRENGTH	TEAM	ADJ.	CONF.	ADJ CONF.
Average RPI Loss: 142	RECORD	PCT. RANK	GAMES	SCHEDULE	OF SCHEDULE	RPI	RPI	RPI	RPI
DIV. I ONLY	13- 16	203	5-5	178	159	201	201	16	16
DIV. I NON-CONF.	4- 6	212	0	174	98	206	206	15	15
TOTALS	RPI 1-25	RPI 26-50	W-L RECORDS	RPI 51-100	RPI 101-150	RPI 150+			
13- 16	0- 0	0- 2	OVERALL	1- 2	4- 6	8- 6			
9- 5	0- 0	0- 1	HOME	1- 1	3- 2	5- 1			
4- 10	0- 0	0- 1	AWAY	0- 1	1- 3	3- 5			
0- 1	0- 0	0- 0	NEUTRAL	0- 0	0- 1	0- 0			
4- 6	0- 0	0- 0	NON-CONFERENCE	1- 2	1- 1	2- 3			
3- 1	0- 0	0- 0	HOME	1- 1	1- 0	1- 0			
1- 4	0- 0	0- 0	AWAY	0- 1	0- 0	1- 3			
0- 1	0- 0	0- 0	NEUTRAL	0- 0	0- 1	0- 0			
9- 10	0- 0	0- 2	CONFERENCE	0- 0	3- 5	6- 3			
6- 4	0- 0	0- 1	HOME	0- 0	2- 2	4- 1			
3- 6	0- 0	0- 1	AWAY	0- 0	1- 3	2- 2			
0- 0	0- 0	0- 0	NEUTRAL	0- 0	0- 0	0- 0			

RPI S	Opponent	Score	RPI S	Opponent	Score	RPI S	Opponent	Score	RPI S	Opponent	Score	Team's RPI: 201
46	A Bucknell	43 68	46	H Bucknell	57 60	79	H Villanova	76 54	110	N Buffalo	55 73	
						85	A Ohio	69 81	111	A Colgate	62 63	
						92	H Minnesota	53 70	111	H Colgate	63 61	
									122	A Lehigh	64 56	
									122	H Lehigh	63 64	
									128	A Holy Cross	59 72	
									128	H Holy Cross	58 73	
									131	A Boston U.	44 59	
									131	H Boston U.	55 54	
									144	H George Washington	66 53	
									159	A Lafayette	48 55	
									159	H Lafayette	52 67	
									169	A Radford	59 55	
									177	H High Point	56 48	
									193	A Towson	60 63	
									236	A Saint Joseph's	51 72	
									249	A George Mason	55 73	
									273	A Army West Point	67 62	
									273	H Army West Point	73 57	
									279	A Loyola Maryland	47 56	
									279	H Loyola Maryland	63 44	
									320	A Navy	48 40	
									320	H Navy	63 53	
									320	H Navy	57 42	
LAST 10 Division I												
320	H Navy	63 53	320	A Navy	48 40							
320	H Navy	57 42	46	H Bucknell	57 60							
128	H Holy Cross	58 73	279	A Loyola Maryland	47 56							
159	A Lafayette	48 55	273	A Army West Point	67 62							
131	H Boston U.	55 54	159	H Lafayette	52 67							

Non-Div I Games:

American

■ Loss,
 ■ Non-Conf,
 ■ S Site,
 ■ H Home
 ■ A Away
 N Neutral

Appalachian St.

Through Games Of March 7, 2020

Average RPI Win:	276	WON-LOST	WINNING	LAST 10	STRENGTH OF	OPP. STRENGTH	TEAM	ADJ.	CONF.	ADJ CONF.
Average RPI Loss:	141	RECORD	PCT. RANK	GAMES	SCHEDULE	OF SCHEDULE	RPI	RPI	RPI	RPI
DIV. I ONLY	11- 18	248	6-4	126	251	213	213	21	21	
DIV. I NON-CONF.	3- 8	268	0	110	238	222	222	19	19	
TOTALS	RPI 1-25	RPI 26-50	W-L RECORDS	RPI 51-100	RPI 101-150	RPI 150+				
11- 18	0- 1	0- 3	OVERALL	1- 2	0- 4	10- 8				
6- 6	0- 0	0- 1	HOME	0- 1	0- 1	6- 3				
4- 11	0- 1	0- 2	AWAY	1- 1	0- 2	3- 5				
1- 1	0- 0	0- 0	NEUTRAL	0- 0	0- 1	1- 0				
3- 8	0- 1	0- 1	NON-CONFERENCE	0- 1	0- 2	3- 3				
1- 2	0- 0	0- 0	HOME	0- 0	0- 0	1- 2				
1- 5	0- 1	0- 1	AWAY	0- 1	0- 1	1- 1				
1- 1	0- 0	0- 0	NEUTRAL	0- 0	0- 1	1- 0				
8- 10	0- 0	0- 2	CONFERENCE	1- 1	0- 2	7- 5				
5- 4	0- 0	0- 1	HOME	0- 1	0- 1	5- 1				
3- 6	0- 0	0- 1	AWAY	1- 0	0- 1	2- 4				
0- 0	0- 0	0- 0	NEUTRAL	0- 0	0- 0	0- 0				

RPI 1-25				RPI 26-50				RPI 51-100				RPI 101+ Team's RPI: 213			
RPI	S	Opponent	Score	RPI	S	Opponent	Score	RPI	S	Opponent	Score	RPI	S	Opponent	Score
1	A	South Carolina	50 92	34	A	Michigan	35 62	88	A	VCU	38 66	102	A	UT Arlington	44 63
				42	A	Troy	55 84	96	A	Coastal Caro.	83 80	102	H	UT Arlington	60 82
				42	H	Troy	61 81	96	H	Coastal Caro.	53 80	109	N	Bethune-Cookman	44 61
												137	A	UNC Greensboro	47 54
												157	H	Gardner-Webb	56 67
												173	A	Elon	66 67
												190	H	Louisiana	51 57
												208	A	Little Rock	63 68
												239	A	South Alabama	66 81
												239	H	South Alabama	71 59
												243	A	Arkansas St.	58 76
												250	A	Texas St.	59 47
												250	H	Texas St.	73 65
												270	A	Wofford	54 51
												287	H	ETSU	61 67
												288	A	Ga. Southern	70 78
												288	H	Ga. Southern	83 75
												316	A	Georgia St.	64 59
												316	H	Georgia St.	65 37
												324	H	Mercer	77 68
												337	N	Canisius	74 57
												348	H	La.-Monroe	68 49
LAST 10 Division I															
				96	A	Coastal Caro.	83 80	42	H	Troy	61 81				
				348	H	La.-Monroe	68 49	239	H	South Alabama	71 59				
				190	H	Louisiana	51 57	250	A	Texas St.	59 47				
				288	A	Ga. Southern	70 78	102	A	UT Arlington	44 63				
				316	A	Georgia St.	64 59	288	H	Ga. Southern	83 75				

Non-Div I Games:

Appalachian St.

■ Loss,
 ■ Non-Conf, S Site,
 ■ Home
 ■ Away
 N Neutral

Arizona

Through Games Of March 7, 2020

Average RPI Win:	152	WON-LOST	WINNING	LAST 10	STRENGTH OF	OPP. STRENGTH	TEAM	ADJ.	CONF.	ADJ CONF.
Average RPI Loss:	36	RECORD	PCT. RANK	GAMES	SCHEDULE	OF SCHEDULE	RPI	RPI	RPI	RPI
DIV. I ONLY	24- 7	30	6-4	74	31	28	28	1	1	
DIV. I NON-CONF.	11- 0	1	0	334	287	86	86	1	1	
TOTALS	RPI 1-25	RPI 26-50	W-L RECORDS	RPI 51-100	RPI 101-150	RPI 150+				
24- 7	3- 5	3- 0	OVERALL	2- 1	6- 1	10- 0				
13- 3	2- 2	1- 0	HOME	1- 0	2- 1	7- 0				
10- 3	1- 2	2- 0	AWAY	1- 1	3- 0	3- 0				
1- 1	0- 1	0- 0	NEUTRAL	0- 0	1- 0	0- 0				
11- 0	0- 0	1- 0	NON-CONFERENCE	0- 0	0- 0	10- 0				
7- 0	0- 0	0- 0	HOME	0- 0	0- 0	7- 0				
4- 0	0- 0	1- 0	AWAY	0- 0	0- 0	3- 0				
0- 0	0- 0	0- 0	NEUTRAL	0- 0	0- 0	0- 0				
13- 7	3- 5	2- 0	CONFERENCE	2- 1	6- 1	0- 0				
6- 3	2- 2	1- 0	HOME	1- 0	2- 1	0- 0				
6- 3	1- 2	1- 0	AWAY	1- 1	3- 0	0- 0				
1- 1	0- 1	0- 0	NEUTRAL	0- 0	1- 0	0- 0				

RPI	S	Opponent	Score	RPI	S	Opponent	Score	Team's RPI: 28	RPI	S	Opponent	Score	RPI	S	Opponent	Score
2	A	Oregon	52 85	40	A	Arizona St.	58 53		79	A	Southern California	65 57	105	A	Washington St.	74 67
2	H	Oregon	64 71	40	H	Arizona St.	59 53		79	H	Southern California	73 57	105	H	Washington St.	72 57
2	N	Oregon	70 88	41	A	Texas	83 58		94	A	Colorado	38 50	106	A	Utah	85 69
6	H	Stanford	73 72										123	H	California	54 55
13	A	UCLA	58 70										123	N	California	86 73
13	H	UCLA	92 66										142	A	Washington	66 58
19	A	Oregon St.	65 58										142	H	Washington	64 53
19	H	Oregon St.	61 63										153	A	Montana	77 42
													192	H	Santa Clara	65 52
													218	H	North Dakota	74 42
													220	A	UTEP	54 43
													245	H	UC Santa Barbara	61 42
													293	H	Monmouth	86 34
													303	H	Prairie View	83 48
													311	H	UC Riverside	70 27
													334	H	Tennessee St.	77 42
													349	A	Chicago St.	82 50
LAST 10 Division I																
		2	N	Oregon	70	88					106	A	Utah	85	69	
		123	N	California	86	73					105	H	Washington St.	72	57	
		123	H	California	54	55					142	H	Washington	64	53	
		6	H	Stanford	73	72					19	A	Oregon St.	65	58	
		94	A	Colorado	38	50					2	A	Oregon	52	85	

Non-Div I Games:

Arizona

Loss, Non-Conf, S Site, H Home A Away N Neutral

Average RPI Win:	141	WON-LOST	WINNING	LAST 10	STRENGTH OF	OPP. STRENGTH	TEAM	ADJ.	CONF.	ADJ CONF.
Average RPI Loss:	43	RECORD	PCT. RANK	GAMES	SCHEDULE	OF SCHEDULE	RPI	RPI	RPI	RPI
DIV. I ONLY	20- 11	82	4-6	31	15	40	40	1	1	
DIV. I NON-CONF.	10- 2	29	0	177	126	55	55	1	1	
TOTALS	RPI 1-25	RPI 26-50	W-L RECORDS	RPI 51-100	RPI 101-150	RPI 150+				
20- 11	2- 5	1- 3	OVERALL	5- 1	5- 2	7- 0				
13- 3	2- 2	0- 1	HOME	3- 0	3- 0	5- 0				
5- 6	0- 3	0- 1	AWAY	2- 1	2- 1	1- 0				
2- 2	0- 0	1- 1	NEUTRAL	0- 0	0- 1	1- 0				
10- 2	0- 0	1- 1	NON-CONFERENCE	2- 1	0- 0	7- 0				
7- 0	0- 0	0- 0	HOME	2- 0	0- 0	5- 0				
1- 1	0- 0	0- 0	AWAY	0- 1	0- 0	1- 0				
2- 1	0- 0	1- 1	NEUTRAL	0- 0	0- 0	1- 0				
10- 9	2- 5	0- 2	CONFERENCE	3- 0	5- 2	0- 0				
6- 3	2- 2	0- 1	HOME	1- 0	3- 0	0- 0				
4- 5	0- 3	0- 1	AWAY	2- 0	2- 1	0- 0				
0- 1	0- 0	0- 0	NEUTRAL	0- 0	0- 1	0- 0				

RPI	S	Opponent	Score	RPI	S	Opponent	Score	Team's RPI: 40	RPI	S	Opponent	Score	RPI	S	Opponent	Score
2	A	Oregon	48 79	28	A	Arizona	53 59		51	H	Creighton	70 55	105	A	Washington St.	65 56
2	H	Oregon	72 66	28	H	Arizona	53 58		79	A	Southern California	63 54	105	H	Washington St.	62 59
6	H	Stanford	44 55	44	N	Purdue	52 59		79	H	Southern California	76 75	106	A	Utah	71 75
13	A	UCLA	66 68	45	N	Middle Tenn.	61 60		92	A	Minnesota	66 80	123	H	California	77 54
13	H	UCLA	61 70						93	H	BYU	60 52	123	N	California	67 71
19	A	Oregon St.	62 64						94	A	Colorado	65 59	142	A	Washington	67 50
19	H	Oregon St.	55 47										142	H	Washington	72 68
													168	N	Maine	57 31
													181	H	Idaho St.	74 69
													230	H	New Mexico	84 47
													271	H	Air Force	87 56
													273	H	Army West Point	83 51
													308	H	Cal Poly	66 41
													313	A	New Mexico St.	70 47
LAST 10 Division I																
123	N	California	67 71	142	H	Washington	72 68									
6	H	Stanford	44 55	105	H	Washington St.	62 59									
123	H	California	77 54	2	A	Oregon	48 79									
106	A	Utah	71 75	19	A	Oregon St.	62 64									
94	A	Colorado	65 59	13	H	UCLA	61 70									

Non-Div I Games:

Arizona St.

Ark.-Pine Bluff

Through Games Of March 7, 2020

Average RPI Win:	337	WON-LOST	WINNING	LAST 10	STRENGTH OF	OPP. STRENGTH	TEAM	ADJ.	CONF.	ADJ CONF.
Average RPI Loss:	193	RECORD	PCT. RANK	GAMES	SCHEDULE	OF SCHEDULE	RPI	RPI	RPI	RPI
DIV. I ONLY	6- 21	314	3-7	329	339	329	329	32	32	
DIV. I NON-CONF.	0- 9	338	0	138	75	323	323	31	31	
TOTALS	RPI 1-25	RPI 26-50	W-L RECORDS	RPI 51-100	RPI 101-150	RPI 150+				
6- 21	0- 0	0- 1	OVERALL	0- 2	0- 4	6- 14				
3- 6	0- 0	0- 0	HOME	0- 0	0- 1	3- 5				
3- 15	0- 0	0- 1	AWAY	0- 2	0- 3	3- 9				
0- 0	0- 0	0- 0	NEUTRAL	0- 0	0- 0	0- 0				
0- 9	0- 0	0- 1	NON-CONFERENCE	0- 2	0- 2	0- 4				
0- 0	0- 0	0- 0	HOME	0- 0	0- 0	0- 0				
0- 9	0- 0	0- 1	AWAY	0- 2	0- 2	0- 4				
0- 0	0- 0	0- 0	NEUTRAL	0- 0	0- 0	0- 0				
6- 12	0- 0	0- 0	CONFERENCE	0- 0	0- 2	6- 10				
3- 6	0- 0	0- 0	HOME	0- 0	0- 1	3- 5				
3- 6	0- 0	0- 0	AWAY	0- 0	0- 1	3- 5				
0- 0	0- 0	0- 0	NEUTRAL	0- 0	0- 0	0- 0				

RPI S	Opponent	Score	RPI S	Opponent	Score	RPI S	Opponent	Score	RPI S	Opponent	Score	Team's RPI: 329
49	A Iowa St.	40 90	65	A Tennessee	51 92	105	A Washington St.	56 85				
			96	A Coastal Caro.	69 76	133	A Texas Tech	55 81				
						134	A Texas Southern	77 78				
						134	H Texas Southern	46 77				
						154	A Jackson St.	47 68				
						154	H Jackson St.	44 56				
						167	A Wichita St.	50 100				
						203	A Illinois	50 65				
						216	A Milwaukee	55 69				
						233	A Southern U.	61 85				
						233	H Southern U.	43 70				
						234	A Alabama A&M	55 74				
						234	H Alabama A&M	52 65				
						243	A Arkansas St.	60 81				
						303	A Prairie View	51 61				
						303	H Prairie View	69 54				
						323	A Alcorn	54 57				
						323	H Alcorn	75 77				
						326	A Alabama St.	73 62				
						326	H Alabama St.	65 68				
						344	A Grambling	82 64				
						344	H Grambling	84 79				
						351	A Mississippi Val.	80 77				
						351	H Mississippi Val.	81 59				
LAST 10 Division I												
351	H Mississippi Val.	81 59	323	A Alcorn	54 57							
154	A Jackson St.	47 68	233	A Southern U.	61 85							
344	A Grambling	82 64	326	H Alabama St.	65 68							
134	H Texas Southern	46 77	234	H Alabama A&M	52 65							
303	H Prairie View	69 54	154	H Jackson St.	44 56							

Non-Div I Games: Philander Smith 66 54

Ark.-Pine Bluff

■ Loss,
 ■ Non-Conf,
 ■ S Site,
 ■ H Home
 ■ A Away
 N Neutral

Arkansas

Through Games Of March 7, 2020

Average RPI Win: 141		WON-LOST	WINNING	LAST 10	STRENGTH OF	OPP. STRENGTH	TEAM	ADJ.	CONF.	ADJ CONF.
Average RPI Loss: 45		RECORD	PCT. RANK	GAMES	SCHEDULE	OF SCHEDULE	RPI	RPI	RPI	RPI
DIV. I ONLY		24- 8	40	6-4	48	33	31	31	4	4
DIV. I NON-CONF.		12- 1	10	0	181	145	37	37	5	5
TOTALS		RPI 1-25	RPI 26-50		W-L RECORDS		RPI 51-100	RPI 101-150	RPI 150+	
24- 8	2- 5	2- 0		OVERALL		6- 1	5- 2	9- 0		
15- 3	1- 2	2- 0		HOME		4- 1	1- 0	7- 0		
5- 4	0- 2	0- 0		AWAY		1- 0	2- 2	2- 0		
4- 1	1- 1	0- 0		NEUTRAL		1- 0	2- 0	0- 0		
12- 1	0- 0	1- 0		NON-CONFERENCE		4- 0	1- 1	6- 0		
10- 0	0- 0	1- 0		HOME		3- 0	0- 0	6- 0		
0- 1	0- 0	0- 0		AWAY		0- 0	0- 1	0- 0		
2- 0	0- 0	0- 0		NEUTRAL		1- 0	1- 0	0- 0		
12- 7	2- 5	1- 0		CONFERENCE		2- 1	4- 1	3- 0		
5- 3	1- 2	1- 0		HOME		1- 1	1- 0	1- 0		
5- 3	0- 2	0- 0		AWAY		1- 0	2- 1	2- 0		
2- 1	1- 1	0- 0		NEUTRAL		0- 0	1- 0	0- 0		

RPI	S	Opponent	Score	RPI	S	Opponent	Score	RPI	S	Opponent	Score	RPI	S	Opponent	Score
1	A	South Carolina	82 91	36	H	LSU	75 71	56	H	Belmont	91 60	112	A	Auburn	86 70
1	H	South Carolina	65 86	48	H	UT Martin	96 46	63	H	Georgia	55 64	112	N	Auburn	90 68
1	N	South Carolina	64 90					65	H	Tennessee	83 75	123	A	California	80 84
10	A	Mississippi St.	83 92					71	A	Alabama	66 48	127	A	Vanderbilt	100 66
20	H	Texas A&M	77 84					76	H	Kansas St.	81 72	138	A	Florida	80 83
20	N	Texas A&M	67 66					81	H	Stony Brook	88 58	138	H	Florida	79 57
23	H	Kentucky	103 85					89	N	Fordham	71 59	149	N	Wisconsin	68 64
												172	H	New Orleans	82 52
												176	A	Missouri	85 81
												176	H	Missouri	90 73
												208	H	Little Rock	86 53
												211	H	Oral Roberts	96 64
												259	H	Tulsa	91 41
												298	A	Ole Miss	108 64
												336	H	Northwestern St.	99 39
												347	H	McNeese	101 58
LAST 10 Division I															
1	N	South Carolina	64 90	138	A	Florida	80 83								
20	N	Texas A&M	67 66	65	H	Tennessee	83 75								
112	N	Auburn	90 68	298	A	Ole Miss	108 64								
36	H	LSU	75 71	23	H	Kentucky	103 85								
10	A	Mississippi St.	83 92	1	H	South Carolina	65 86								

Non-Div I Games:

Arkansas

■ Loss,
 ■ Non-Conf,
 ■ S Site,
 ■ H Home
 ■ A Away
 N Neutral

Arkansas St.

Through Games Of March 7, 2020

Average RPI Win:	253	WON-LOST	WINNING	LAST 10	STRENGTH OF	OPP. STRENGTH	TEAM	ADJ.	CONF.	ADJ CONF.
Average RPI Loss:	167	RECORD	PCT. RANK	GAMES	SCHEDULE	OF SCHEDULE	RPI	RPI	RPI	RPI
DIV. I ONLY	10- 18	265	3-7	168	259	243	243	21	21	
DIV. I NON-CONF.	2- 8	295	0	102	296	249	249	19	19	
TOTALS	RPI 1-25	RPI 26-50	W-L RECORDS	RPI 51-100	RPI 101-150	RPI 150+				
10- 18	0- 2	0- 2	OVERALL	1- 1	0- 2	9- 11				
7- 4	0- 0	0- 1	HOME	1- 1	0- 1	6- 1				
3- 13	0- 2	0- 1	AWAY	0- 0	0- 1	3- 9				
0- 1	0- 0	0- 0	NEUTRAL	0- 0	0- 0	0- 1				
2- 8	0- 2	0- 0	NON-CONFERENCE	0- 1	0- 0	2- 5				
1- 1	0- 0	0- 0	HOME	0- 1	0- 0	1- 0				
1- 6	0- 2	0- 0	AWAY	0- 0	0- 0	1- 4				
0- 1	0- 0	0- 0	NEUTRAL	0- 0	0- 0	0- 1				
8- 10	0- 0	0- 2	CONFERENCE	1- 0	0- 2	7- 6				
6- 3	0- 0	0- 1	HOME	1- 0	0- 1	5- 1				
2- 7	0- 0	0- 1	AWAY	0- 0	0- 1	2- 5				
0- 0	0- 0	0- 0	NEUTRAL	0- 0	0- 0	0- 0				

RPI 1-25				RPI 26-50				RPI 51-100				RPI 101+ Team's RPI: 243			
RPI	S	Opponent	Score	RPI	S	Opponent	Score	RPI	S	Opponent	Score	RPI	S	Opponent	Score
4	A	Baylor	43 111	42	A	Troy	64 79	87	H	Southeast Mo. St.	67 79	102	A	UT Arlington	44 71
22	A	DePaul	64 109	42	H	Troy	81 91	96	H	Coastal Caro.	63 61	102	H	UT Arlington	62 89
												160	N	N.C. A&T	50 55
												190	A	Louisiana	43 83
												196	A	Memphis	50 78
												208	A	Little Rock	58 67
												208	H	Little Rock	72 54
												213	H	Appalachian St.	76 58
												239	A	South Alabama	71 87
												239	H	South Alabama	86 80
												240	A	Murray St.	62 77
												244	A	San Diego St.	71 62
												250	A	Texas St.	56 53
												250	H	Texas St.	69 83
												259	A	Tulsa	77 79
												263	A	Louisiana Tech	54 67
												288	A	Ga. Southern	67 80
												288	H	Ga. Southern	69 62
												316	A	Georgia St.	56 67
												316	H	Georgia St.	70 68
												329	H	Ark.-Pine Bluff	81 60
												348	A	La.-Monroe	54 53
LAST 10 Division I															
				42	H	Troy	81 91			250	H	Texas St.	69 83		
				239	H	South Alabama	86 80			102	H	UT Arlington	62 89		
				208	H	Little Rock	72 54			288	A	Ga. Southern	67 80		
				42	A	Troy	64 79			316	A	Georgia St.	56 67		
				239	A	South Alabama	71 87			348	A	La.-Monroe	54 53		

Non-Div I Games: Central Baptist 88 63

Arkansas St.

■ Loss,
 ■ Non-Conf,
 ■ S Site,
 ■ Home
 ■ Away
 N Neutral

Army West Point

Through Games Of March 7, 2020

Average RPI Win:	261	WON-LOST	WINNING	LAST 10	STRENGTH OF	OPP. STRENGTH	TEAM	ADJ.	CONF.	ADJ CONF.
Average RPI Loss:	143	RECORD	PCT. RANK	GAMES	SCHEDULE	OF SCHEDULE	RPI	RPI	RPI	RPI
DIV. I ONLY	9- 21	287	4-6	176	195	273	273	16	16	
DIV. I NON-CONF.	4- 7	225	0	183	277	235	235	15	15	
TOTALS	RPI 1-25	RPI 26-50	W-L RECORDS	RPI 51-100	RPI 101-150	RPI 150+				
9- 21	0- 1	0- 3	OVERALL	0- 1	2- 8	7- 8				
6- 8	0- 1	0- 1	HOME	0- 0	2- 4	4- 2				
3- 13	0- 0	0- 2	AWAY	0- 1	0- 4	3- 6				
0- 0	0- 0	0- 0	NEUTRAL	0- 0	0- 0	0- 0				
4- 7	0- 1	0- 1	NON-CONFERENCE	0- 1	0- 2	4- 2				
2- 3	0- 1	0- 0	HOME	0- 0	0- 2	2- 0				
2- 4	0- 0	0- 1	AWAY	0- 1	0- 0	2- 2				
0- 0	0- 0	0- 0	NEUTRAL	0- 0	0- 0	0- 0				
5- 14	0- 0	0- 2	CONFERENCE	0- 0	2- 6	3- 6				
4- 5	0- 0	0- 1	HOME	0- 0	2- 2	2- 2				
1- 9	0- 0	0- 1	AWAY	0- 0	0- 4	1- 4				
0- 0	0- 0	0- 0	NEUTRAL	0- 0	0- 0	0- 0				

RPI S	Opponent	Score	RPI S	Opponent	Score	RPI S	Opponent	Score	RPI S	Opponent	Score	Team's RPI: 273
17	H TCU	52 66	40	A Arizona St.	51 83	55	A St. John's (NY)	60 96	104	H William & Mary	65 77	
			46	A Bucknell	46 77				111	A Colgate	93 100	
			46	H Bucknell	52 63				111	H Colgate	81 67	
									118	H Columbia	62 71	
									122	A Lehigh	72 89	
									122	H Lehigh	65 94	
									128	A Holy Cross	61 64	
									128	H Holy Cross	61 48	
									131	A Boston U.	56 62	
									131	H Boston U.	66 72	
									159	A Lafayette	58 67	
									159	H Lafayette	52 57	
									188	A Manhattan	56 86	
									201	A American	57 73	
									201	H American	62 67	
									271	A Air Force	68 66	
									279	A Loyola Maryland	59 68	
									279	A Loyola Maryland	72 65	
									279	H Loyola Maryland	75 55	
									302	A Fairleigh Dickinson	70 68	
									319	A St. Francis Brooklyn	64 70	
									320	A Navy	45 57	
									320	H Navy	62 52	
									322	H Bryant	81 75	
									333	H LIU Brooklyn	67 60	
LAST 10 Division I												
279	A	Loyola Maryland	72	65	279	H	Loyola Maryland	75	55			
131	A	Boston U.	56	62	122	A	Lehigh	72	89			
111	H	Colgate	81	67	159	A	Lafayette	58	67			
128	A	Holy Cross	61	64	201	H	American	62	67			
320	H	Navy	62	52	122	H	Lehigh	65	94			

Non-Div I Games:

Army West Point

Loss, Non-Conf, S Site, H Home A Away N Neutral

Average RPI Win: 173	WON-LOST	WINNING	LAST 10	STRENGTH OF	OPP. STRENGTH	TEAM	ADJ.	CONF.	ADJ CONF.
Average RPI Loss: 49	RECORD	PCT. RANK	GAMES	SCHEDULE	OF SCHEDULE	RPI	RPI	RPI	RPI
DIV. I ONLY	11- 18	248	4-6	11	39	112	112	4	4
DIV. I NON-CONF.	6- 5	151	0	21	115	72	72	5	5
TOTALS	RPI 1-25	RPI 26-50	W-L RECORDS	RPI 51-100	RPI 101-150	RPI 150+			
11- 18	0- 7	2- 4	OVERALL	0- 4	3- 3	6- 0			
7- 6	0- 1	1- 2	HOME	0- 2	2- 1	4- 0			
2- 9	0- 5	0- 0	AWAY	0- 2	0- 2	2- 0			
2- 3	0- 1	1- 2	NEUTRAL	0- 0	1- 0	0- 0			
6- 5	0- 2	1- 2	NON-CONFERENCE	0- 0	1- 1	4- 0			
4- 1	0- 0	0- 1	HOME	0- 0	1- 0	3- 0			
1- 2	0- 1	0- 0	AWAY	0- 0	0- 1	1- 0			
1- 2	0- 1	1- 1	NEUTRAL	0- 0	0- 0	0- 0			
5- 13	0- 5	1- 2	CONFERENCE	0- 4	2- 2	2- 0			
3- 5	0- 1	1- 1	HOME	0- 2	1- 1	1- 0			
1- 7	0- 4	0- 0	AWAY	0- 2	0- 1	1- 0			
1- 1	0- 0	0- 1	NEUTRAL	0- 0	1- 0	0- 0			

RPI 1-25				RPI 26-50				RPI 51-100				RPI 101+ Team's RPI: 112			
RPI	S	Opponent	Score	RPI	S	Opponent	Score	RPI	S	Opponent	Score	RPI	S	Opponent	Score
1	A	South Carolina	53 79	31	H	Arkansas	70 86	63	A	Georgia	50 61	103	A	UAB	75 80
10	A	Mississippi St.	73 78	31	N	Arkansas	68 90	65	H	Tennessee	55 56	109	H	Bethune-Cookman	74 56
10	H	Mississippi St.	85 92	33	H	Old Dominion	77 89	71	A	Alabama	64 68	127	A	Vanderbilt	55 77
17	A	TCU	65 80	36	H	LSU	65 60	71	H	Alabama	48 75	127	H	Vanderbilt	70 62
20	A	Texas A&M	54 84	43	N	Dayton	76 74					127	N	Vanderbilt	77 67
23	A	Kentucky	61 68	45	N	Middle Tenn.	50 73					138	H	Florida	63 83
25	N	Drake	82 83									176	A	Missouri	95 82
												236	H	Saint Joseph's	66 62
												239	A	South Alabama	82 62
												247	H	Jacksonville St.	62 53
												270	H	Wofford	84 82
												298	H	Ole Miss	59 43
LAST 10 Division I															
		31 N Arkansas	68 90			10 H Mississippi St.	85 92								
		127 N Vanderbilt	77 67			36 H LSU	65 60								
		65 H Tennessee	55 56			1 A South Carolina	53 79								
		176 A Missouri	95 82			71 A Alabama	64 68								
		20 A Texas A&M	54 84			127 H Vanderbilt	70 62								

Non-Div I Games:

Auburn

■ Loss,
■ Non-Conf,
■ S Site,
■ H Home
■ A Away
N Neutral

Average RPI Win:	270	WON-LOST	WINNING	LAST 10	STRENGTH OF	OPP. STRENGTH	TEAM	ADJ.	CONF.	ADJ CONF.
Average RPI Loss:	106	RECORD	PCT. RANK	GAMES	SCHEDULE	OF SCHEDULE	RPI	RPI	RPI	RPI
DIV. I ONLY	16- 12	130	6-4	260	244	171	171	20	20	
DIV. I NON-CONF.	7- 2	53	0	295	286	96	96	23	23	
TOTALS	RPI 1-25	RPI 26-50	W-L RECORDS	RPI 51-100	RPI 101-150	RPI 150+				
16- 12	0- 1	0- 2	OVERALL	1- 5	0- 0	15- 4				
7- 4	0- 0	0- 1	HOME	1- 2	0- 0	6- 1				
8- 7	0- 1	0- 1	AWAY	0- 2	0- 0	8- 3				
1- 1	0- 0	0- 0	NEUTRAL	0- 1	0- 0	1- 0				
7- 2	0- 1	0- 0	NON-CONFERENCE	1- 0	0- 0	6- 1				
2- 0	0- 0	0- 0	HOME	1- 0	0- 0	1- 0				
4- 2	0- 1	0- 0	AWAY	0- 0	0- 0	4- 1				
1- 0	0- 0	0- 0	NEUTRAL	0- 0	0- 0	1- 0				
9- 10	0- 0	0- 2	CONFERENCE	0- 5	0- 0	9- 3				
5- 4	0- 0	0- 1	HOME	0- 2	0- 0	5- 1				
4- 5	0- 0	0- 1	AWAY	0- 2	0- 0	4- 2				
0- 1	0- 0	0- 0	NEUTRAL	0- 1	0- 0	0- 0				

RPI 1-25				RPI 26-50				RPI 51-100				RPI 101+				Team's RPI: 171	
RPI	S	Opponent	Score	RPI	S	Opponent	Score	RPI	S	Opponent	Score	RPI	S	Opponent	Score		
23	A	Kentucky	52 81	48	A	UT Martin	61 65	56	A	Belmont	46 69	163	N	Binghamton	80 63		
				48	H	UT Martin	61 69	56	H	Belmont	52 53	198	A	Eastern Ill.	72 73		
								56	N	Belmont	73 76	198	H	Eastern Ill.	47 76		
								73	H	Illinois St.	77 72	203	A	Illinois	62 76		
								87	A	Southeast Mo. St.	43 81	206	A	Tennessee Tech	49 58		
								87	H	Southeast Mo. St.	66 79	207	A	Chattanooga	50 49		
												234	A	Alabama A&M	67 61		
												240	A	Murray St.	88 60		
												240	H	Murray St.	69 61		
												247	A	Jacksonville St.	63 57		
												283	H	Morehead St.	70 65		
												290	H	Eastern Ky.	69 53		
												310	A	FIU	58 56		
												330	H	Evansville	80 64		
												334	A	Tennessee St.	87 55		
												334	H	Tennessee St.	76 58		
												338	A	SIUE	79 62		
												338	H	SIUE	74 61		
												351	A	Mississippi Val.	100 82		
LAST 10 Division I																	
				56	N	Belmont	73 76	290	H	Eastern Ky.	69 53						
				240	A	Murray St.	88 60	240	H	Murray St.	69 61						
				283	H	Morehead St.	70 65	56	A	Belmont	46 69						
				198	A	Eastern Ill.	72 73	334	A	Tennessee St.	87 55						
				338	A	SIUE	79 62	198	H	Eastern Ill.	47 76						

Non-Div I Games:	Christian Bros.	82	62	Ky. Wesleyan	103	70
------------------	-----------------	----	----	--------------	-----	----

Austin Peay

■ Loss, ■ Non-Conf, S Site, H Home A Away N Neutral

BYU				STRENGTH OF SCHEDULE	OPP. STRENGTH OF SCHEDULE	TEAM RPI	ADJ. RPI	CONF. RPI	ADJ CONF. RPI
Average RPI Win:	190	WON-LOST RECORD	WINNING PCT. RANK						
Average RPI Loss:	91		LAST 10 GAMES						
DIV. I ONLY	17- 11	110	6-4	99	94	93	93	11	11
DIV. I NON-CONF.	4- 5	195	0	99	25	136	136	11	11

TOTALS	RPI 1-25		RPI 26-50	W-L RECORDS	RPI 51-100	RPI 101-150		RPI 150+	
17- 11	0- 3		0- 1	OVERALL	1- 1	5- 4		11- 2	
9- 3	0- 1		0- 0	HOME	0- 0	2- 2		7- 0	
7- 6	0- 1		0- 1	AWAY	1- 1	2- 2		4- 1	
1- 2	0- 1		0- 0	NEUTRAL	0- 0	1- 0		0- 1	
4- 5	0- 1		0- 1	NON-CONFERENCE	1- 1	1- 2		2- 0	
2- 1	0- 0		0- 0	HOME	0- 0	0- 1		2- 0	
1- 3	0- 0		0- 1	AWAY	1- 1	0- 1		0- 0	
1- 1	0- 1		0- 0	NEUTRAL	0- 0	1- 0		0- 0	
13- 6	0- 2		0- 0	CONFERENCE	0- 0	4- 2		9- 2	
7- 2	0- 1		0- 0	HOME	0- 0	2- 1		5- 0	
6- 3	0- 1		0- 0	AWAY	0- 0	2- 1		4- 1	
0- 1	0- 0		0- 0	NEUTRAL	0- 0	0- 0		0- 1	

RPI 1-25				RPI 26-50				RPI 51-100 Team's RPI: 93				RPI 101+			
RPI	S	Opponent	Score	RPI	S	Opponent	Score	RPI	S	Opponent	Score	RPI	S	Opponent	Score
9	A	Gonzaga	44 59	40	A	Arizona St.	52 60	69	A	Fresno St.	71 65	105	A	Washington St.	50 67
9	H	Gonzaga	43 55					82	A	Boise St.	55 66	106	H	Utah	73 77
19	N	Oregon St.	34 65									114	A	San Diego	45 51
												114	H	San Diego	52 36
												129	A	Portland	66 54
												129	H	Portland	48 57
												136	A	Pacific	76 66
												136	H	Pacific	65 54
												145	N	San Jose St.	75 56
												175	A	Pepperdine	65 47
												175	H	Pepperdine	66 64
												175	N	Pepperdine	51 62
												192	A	Santa Clara	60 51
												192	H	Santa Clara	71 48
												199	A	Saint Mary's (CA)	65 55
												199	H	Saint Mary's (CA)	60 39
												212	A	San Francisco	58 60
												212	H	San Francisco	57 44
												280	H	Utah St.	67 50
												291	H	Utah Valley	71 57
												294	A	LMU (CA)	59 44
												294	H	LMU (CA)	57 42

LAST 10 Division I															
				175	N	Pepperdine	51 62	136	H	Pacific	65 54				
				294	H	LMU (CA)	57 42	199	H	Saint Mary's (CA)	60 39				
				175	H	Pepperdine	66 64	114	A	San Diego	45 51				
				212	A	San Francisco	58 60	9	A	Gonzaga	44 59				
				192	A	Santa Clara	60 51	129	A	Portland	66 54				

Non-Div I Games: Tex. A&M-Kingsville90 38

BYU

Loss, Non-Conf, S Site, H Home A Away N Neutral

Average RPI Win:	176	WON-LOST	WINNING	LAST 10	STRENGTH OF	OPP. STRENGTH	TEAM	ADJ.	CONF.	ADJ CONF.
Average RPI Loss:	98	RECORD	PCT. RANK	GAMES	SCHEDULE	OF SCHEDULE	RPI	RPI	RPI	RPI
DIV. I ONLY	20- 9	66	8-2	129	99	58	58	10	10	
DIV. I NON-CONF.	7- 4	100	0	233	102	125	125	10	10	
TOTALS	RPI 1-25	RPI 26-50	W-L RECORDS	RPI 51-100	RPI 101-150	RPI 150+				
20- 9	1- 1	0- 1	OVERALL	2- 4	5- 1	12- 2				
11- 1	1- 0	0- 1	HOME	2- 0	2- 0	6- 0				
6- 7	0- 1	0- 0	AWAY	0- 4	2- 0	4- 2				
3- 1	0- 0	0- 0	NEUTRAL	0- 0	1- 1	2- 0				
7- 4	0- 0	0- 1	NON-CONFERENCE	1- 2	1- 1	5- 0				
2- 1	0- 0	0- 1	HOME	1- 0	0- 0	1- 0				
2- 2	0- 0	0- 0	AWAY	0- 2	0- 0	2- 0				
3- 1	0- 0	0- 0	NEUTRAL	0- 0	1- 1	2- 0				
13- 5	1- 1	0- 0	CONFERENCE	1- 2	4- 0	7- 2				
9- 0	1- 0	0- 0	HOME	1- 0	2- 0	5- 0				
4- 5	0- 1	0- 0	AWAY	0- 2	2- 0	2- 2				
0- 0	0- 0	0- 0	NEUTRAL	0- 0	0- 0	0- 0				

RPI 1-25				RPI 26-50				RPI 51-100				Team's RPI: 58	RPI 101+			
RPI	S	Opponent	Score	RPI	S	Opponent	Score	RPI	S	Opponent	Score		RPI	S	Opponent	Score
18	A	Central Mich.	39 66	30	H	Western Ky.	86 91	72	A	Cincinnati	56 63		110	A	Buffalo	69 58
18	H	Central Mich.	67 62					77	A	IUPUI	48 65		110	H	Buffalo	69 65
								85	A	Ohio	71 79		122	N	Lehigh	54 52
								97	A	Kent St.	68 69		143	A	Western Mich.	64 63
								97	H	Kent St.	66 62		143	H	Western Mich.	68 65
								98	H	Butler	74 70		149	N	Wisconsin	56 67
													164	H	Akron	60 52
													174	A	Northern Ill.	62 70
													174	H	Northern Ill.	97 89
													182	A	Eastern Mich.	58 61
													182	H	Eastern Mich.	59 54
													185	A	Toledo	60 58
													185	H	Toledo	66 60
													187	N	Providence	52 51
													226	H	Miami (OH)	80 63
													230	A	New Mexico	70 57
													252	A	Bowling Green	86 80
													266	H	Xavier	70 49
													294	N	LMU (CA)	77 72
													340	A	Purdue Fort Wayne	83 52
LAST 10 Division I																
143	A	Western Mich.	64 63	174	H	Northern Ill.	97 89									
174	A	Northern Ill.	62 70	110	A	Buffalo	69 58									
18	H	Central Mich.	67 62	185	A	Toledo	60 58									
185	H	Toledo	66 60	164	H	Akron	60 52									
182	A	Eastern Mich.	58 61	143	H	Western Mich.	68 65									

Non-Div I Games: Urbana 84 49

Ball St.

Loss, Non-Conf, S Site, H Home A Away N Neutral

Average RPI Win:	115	WON-LOST	WINNING	LAST 10	STRENGTH OF	OPP. STRENGTH	TEAM	ADJ.	CONF.	ADJ CONF.
Average RPI Loss:	1	RECORD	PCT. RANK	GAMES	SCHEDULE	OF SCHEDULE	RPI	RPI	RPI	RPI
DIV. I ONLY	28- 1	2	10-0	49	3	4	4	3	3	
DIV. I NON-CONF.	11- 1	13	0	184	9	38	38	3	3	
TOTALS	RPI 1-25	RPI 26-50	W-L RECORDS	RPI 51-100	RPI 101-150	RPI 150+				
28- 1	4- 1	3- 0	OVERALL	10- 0	5- 0	6- 0				
17- 0	1- 0	2- 0	HOME	6- 0	2- 0	6- 0				
9- 0	2- 0	1- 0	AWAY	4- 0	2- 0	0- 0				
2- 1	1- 1	0- 0	NEUTRAL	0- 0	1- 0	0- 0				
11- 1	2- 1	0- 0	NON-CONFERENCE	2- 0	1- 0	6- 0				
8- 0	0- 0	0- 0	HOME	2- 0	0- 0	6- 0				
1- 0	1- 0	0- 0	AWAY	0- 0	0- 0	0- 0				
2- 1	1- 1	0- 0	NEUTRAL	0- 0	1- 0	0- 0				
17- 0	2- 0	3- 0	CONFERENCE	8- 0	4- 0	0- 0				
9- 0	1- 0	2- 0	HOME	4- 0	2- 0	0- 0				
8- 0	1- 0	1- 0	AWAY	4- 0	2- 0	0- 0				
0- 0	0- 0	0- 0	NEUTRAL	0- 0	0- 0	0- 0				

RPI	S	Opponent	Score	RPI	S	Opponent	Score	RPI	S	Opponent	Score	RPI	S	Opponent	Score
1	N	South Carolina	59 74	41	A	Texas	64 44	59	A	Oklahoma St.	69 42	105	N	Washington St.	89 66
5	A	UConn	74 58	41	H	Texas	69 53	59	H	Oklahoma St.	94 48	125	A	Kansas	90 47
14	N	Indiana	77 62	49	H	Iowa St.	83 62	62	H	South Fla.	58 46	125	H	Kansas	97 44
17	A	TCU	66 57					63	H	Georgia	72 38	133	A	Texas Tech	77 62
17	H	TCU	81 62					66	A	West Virginia	64 39	133	H	Texas Tech	87 79
								66	H	West Virginia	91 51	243	H	Arkansas St.	111 43
								76	A	Kansas St.	54 40	264	H	New Hampshire	97 29
								76	H	Kansas St.	83 58	265	H	Lamar University	90 28
								91	A	Oklahoma	77 56	283	H	Morehead St.	94 47
								91	H	Oklahoma	101 69	315	H	Houston Baptist	112 42
												344	H	Grambling	120 46
LAST 10 Division I															
41	H	Texas	69 53	59	A	Oklahoma St.	69 42								
76	H	Kansas St.	83 58	17	H	TCU	81 62								
66	A	West Virginia	64 39	76	A	Kansas St.	54 40								
91	H	Oklahoma	101 69	125	H	Kansas	97 44								
133	A	Texas Tech	77 62	41	A	Texas	64 44								

Non-Div I Games:

Baylor

Belmont

Through Games Of March 7, 2020

Average RPI Win:	218	WON-LOST	WINNING	LAST 10	STRENGTH OF	OPP. STRENGTH	TEAM	ADJ.	CONF.	ADJ CONF.
Average RPI Loss:	77	RECORD	PCT. RANK	GAMES	SCHEDULE	OF SCHEDULE	RPI	RPI	RPI	RPI
DIV. I ONLY	22- 9	56	9-1	109	183	56	56	20	20	
DIV. I NON-CONF.	5- 6	187	0	15	7	73	73	23	23	
TOTALS	RPI 1-25	RPI 26-50	W-L RECORDS	RPI 51-100	RPI 101-150	RPI 150+				
22- 9	0- 2	2- 4	OVERALL	1- 1	0- 0	19- 2				
13- 0	0- 0	2- 0	HOME	0- 0	0- 0	11- 0				
8- 6	0- 1	0- 3	AWAY	1- 0	0- 0	7- 2				
1- 3	0- 1	0- 1	NEUTRAL	0- 1	0- 0	1- 0				
5- 6	0- 2	2- 3	NON-CONFERENCE	0- 0	0- 0	3- 1				
4- 0	0- 0	2- 0	HOME	0- 0	0- 0	2- 0				
1- 4	0- 1	0- 2	AWAY	0- 0	0- 0	1- 1				
0- 2	0- 1	0- 1	NEUTRAL	0- 0	0- 0	0- 0				
17- 3	0- 0	0- 1	CONFERENCE	1- 1	0- 0	16- 1				
9- 0	0- 0	0- 0	HOME	0- 0	0- 0	9- 0				
7- 2	0- 0	0- 1	AWAY	1- 0	0- 0	6- 1				
1- 1	0- 0	0- 0	NEUTRAL	0- 1	0- 0	1- 0				

RPI 1-25				RPI 26-50				RPI 51-100 Team's RPI: 56				RPI 101+			
RPI	S	Opponent	Score	RPI	S	Opponent	Score	RPI	S	Opponent	Score	RPI	S	Opponent	Score
3	N	Maryland	26 90	30	A	Western Ky.	46 77	87	A	Southeast Mo. St.	57 45	171	A	Austin Peay	53 52
24	A	Marquette	51 53	31	A	Arkansas	60 91	87	N	Southeast Mo. St.	99 114	171	H	Austin Peay	69 46
				35	H	UCF	72 37					171	N	Austin Peay	76 73
				38	N	Virginia Tech	58 60					179	H	Northern Ky.	62 45
				45	H	Middle Tenn.	68 57					185	A	Toledo	48 53
				48	A	UT Martin	57 74					198	H	Eastern Ill.	69 45
												206	A	Tennessee Tech	59 47
												206	H	Tennessee Tech	68 52
												207	H	Chattanooga	63 50
												240	A	Murray St.	86 56
												240	H	Murray St.	70 53
												246	A	Lipscomb	69 68
												247	A	Jacksonville St.	41 60
												247	H	Jacksonville St.	61 49
												283	A	Morehead St.	63 56
												283	H	Morehead St.	71 62
												290	A	Eastern Ky.	85 46
												290	H	Eastern Ky.	68 48
												334	A	Tennessee St.	84 51
												334	H	Tennessee St.	70 58
												338	H	SIUE	69 48
LAST 10 Division I															
				87	N	Southeast Mo. St.	99 114	283	A	Morehead St.	63 56				
				171	N	Austin Peay	76 73	247	H	Jacksonville St.	61 49				
				334	A	Tennessee St.	84 51	334	H	Tennessee St.	70 58				
				206	H	Tennessee Tech	68 52	171	H	Austin Peay	69 46				
				290	A	Eastern Ky.	85 46	240	H	Murray St.	70 53				

Non-Div I Games:

Belmont

Loss, Non-Conf, S Site, H Home A Away N Neutral

Bethune-Cookman

Through Games Of March 7, 2020

Average RPI Win:	270	WON-LOST	WINNING	LAST 10	STRENGTH OF	OPP. STRENGTH	TEAM	ADJ.	CONF.	ADJ CONF.
Average RPI Loss:	80	RECORD	PCT. RANK	GAMES	SCHEDULE	OF SCHEDULE	RPI	RPI	RPI	RPI
DIV. I ONLY	21- 5	24	10-0	322	299	109	109	29	29	
DIV. I NON-CONF.	6- 4	123	0	248	97	140	140	29	29	
TOTALS	RPI 1-25	RPI 26-50	W-L RECORDS	RPI 51-100	RPI 101-150	RPI 150+				
21- 5	0- 1	0- 1	OVERALL	0- 1	0- 1	21- 1				
9- 2	0- 1	0- 1	HOME	0- 0	0- 0	9- 0				
11- 3	0- 0	0- 0	AWAY	0- 1	0- 1	11- 1				
1- 0	0- 0	0- 0	NEUTRAL	0- 0	0- 0	1- 0				
6- 4	0- 1	0- 1	NON-CONFERENCE	0- 1	0- 1	6- 0				
1- 2	0- 1	0- 1	HOME	0- 0	0- 0	1- 0				
4- 2	0- 0	0- 0	AWAY	0- 1	0- 1	4- 0				
1- 0	0- 0	0- 0	NEUTRAL	0- 0	0- 0	1- 0				
15- 1	0- 0	0- 0	CONFERENCE	0- 0	0- 0	15- 1				
8- 0	0- 0	0- 0	HOME	0- 0	0- 0	8- 0				
7- 1	0- 0	0- 0	AWAY	0- 0	0- 0	7- 1				
0- 0	0- 0	0- 0	NEUTRAL	0- 0	0- 0	0- 0				

RPI 1-25				RPI 26-50				RPI 51-100				RPI 101+ Team's RPI: 109			
RPI	S	Opponent	Score	RPI	S	Opponent	Score	RPI	S	Opponent	Score	RPI	S	Opponent	Score
18	H	Central Mich.	67 92	42	H	Troy	62 68	71	A	Alabama	49 60	112	A	Auburn	56 74
												156	A	Norfolk St.	51 61
												156	H	Norfolk St.	68 62
												158	A	Jacksonville	53 52
												160	A	N.C. A&T	69 58
												160	H	N.C. A&T	70 50
												213	N	Appalachian St.	61 44
												224	A	Stetson	59 55
												232	H	Morgan St.	74 65
												262	A	Howard	75 59
												262	H	Howard	88 59
												277	A	Delaware St.	66 55
												288	H	Ga. Southern	75 57
												295	A	N.C. Central	70 55
												295	H	N.C. Central	73 52
												310	A	FIU	65 60
												317	A	UMES	62 53
												335	H	Coppin St.	82 51
												339	A	Florida A&M	78 57
												339	H	Florida A&M	66 64
												343	A	Charleston So.	81 41
												350	A	South Carolina St.	66 55
												350	H	South Carolina St.	86 70
LAST 10 Division I															
339	H	Florida A&M	66 64	317	A	UMES	62 53								
295	A	N.C. Central	70 55	262	H	Howard	88 59								
156	H	Norfolk St.	68 62	160	H	N.C. A&T	70 50								
350	H	South Carolina St.	86 70	339	A	Florida A&M	78 57								
277	A	Delaware St.	66 55	350	A	South Carolina St.	66 55								

Non-Div I Games: Edward Waters 79 46 Palm Beach Atl. 68 45

Bethune-Cookman

■ Loss,
 ■ Non-Conf,
 ■ S Site,
 ■ Home
 ■ Away
 N Neutral

Binghamton

Through Games Of March 7, 2020

Average RPI Win:	273	WON-LOST	WINNING	LAST 10	STRENGTH OF	OPP. STRENGTH	TEAM	ADJ.	CONF.	ADJ CONF.
Average RPI Loss:	181	RECORD	PCT. RANK	GAMES	SCHEDULE	OF SCHEDULE	RPI	RPI	RPI	RPI
DIV. I ONLY	21- 8	49	8-2	346	283	163	163	26	26	
DIV. I NON-CONF.	10- 2	29	0	333	280	129	129	27	27	
TOTALS	RPI 1-25	RPI 26-50	W-L RECORDS	RPI 51-100	RPI 101-150	RPI 150+				
21- 8	0- 0	0- 0	OVERALL	0- 2	0- 1	21- 5				
12- 2	0- 0	0- 0	HOME	0- 1	0- 0	12- 1				
8- 5	0- 0	0- 0	AWAY	0- 1	0- 1	8- 3				
1- 1	0- 0	0- 0	NEUTRAL	0- 0	0- 0	1- 1				
10- 2	0- 0	0- 0	NON-CONFERENCE	0- 0	0- 1	10- 1				
5- 0	0- 0	0- 0	HOME	0- 0	0- 0	5- 0				
4- 1	0- 0	0- 0	AWAY	0- 0	0- 1	4- 0				
1- 1	0- 0	0- 0	NEUTRAL	0- 0	0- 0	1- 1				
11- 6	0- 0	0- 0	CONFERENCE	0- 2	0- 0	11- 4				
7- 2	0- 0	0- 0	HOME	0- 1	0- 0	7- 1				
4- 4	0- 0	0- 0	AWAY	0- 1	0- 0	4- 3				
0- 0	0- 0	0- 0	NEUTRAL	0- 0	0- 0	0- 0				

RPI S	Opponent	Score	RPI S	Opponent	Score	RPI S	Opponent	Score	RPI S	Opponent	Score	Team's RPI: 163
						81	A Stony Brook	54 58	117	A Miami (FL)	56 79	
						81	H Stony Brook	60 67	159	H Lafayette	74 64	
									168	A Maine	65 75	
									168	H Maine	73 63	
									171	N Austin Peay	63 80	
									182	H Eastern Mich.	78 67	
									191	A Cornell	59 56	
									209	A UMass Lowell	62 58	
									209	H UMass Lowell	56 66	
									264	A New Hampshire	63 53	
									264	H New Hampshire	66 64	
									264	H New Hampshire	51 42	
									277	A Delaware St.	75 66	
									278	A Siena	89 62	
									289	H Niagara	74 55	
									296	H St. Bonaventure	78 67	
									297	A UMBC	61 43	
									297	H UMBC	66 58	
									302	A Fairleigh Dickinson	60 48	
									307	A Vermont	62 65	
									307	H Vermont	76 53	
									314	A Albany (NY)	53 56	
									314	H Albany (NY)	58 42	
									331	H NJIT	75 40	
									344	N Grambling	88 67	
									345	A Hartford	78 65	
LAST 10 Division I												
			264	H New Hampshire	51 42		307	H Vermont	76 53			
			264	H New Hampshire	66 64		81	A Stony Brook	54 58			
			297	H UMBC	66 58		168	A Maine	65 75			
			345	A Hartford	78 65		314	H Albany (NY)	58 42			
			209	A UMass Lowell	62 58		345	H Hartford	80 44			

Non-Div I Games: Bloomsburg 70 45

Binghamton

Loss, Non-Conf, S Site, H Home A Away N Neutral

RPI	S	Opponent	Score
345	H	Hartford	80 44

Binghamton

[illegible]

-Div I Games: Lewis-Clark St. 88 34 Western Ore. 75 32

Page 29

Boston College

Through Games Of March 7, 2020

Average RPI Win:	163	WON-LOST	WINNING	LAST 10	STRENGTH OF	OPP. STRENGTH	TEAM	ADJ.	CONF.	ADJ CONF.
Average RPI Loss:	57	RECORD	PCT. RANK	GAMES	SCHEDULE	OF SCHEDULE	RPI	RPI	RPI	RPI
DIV. I ONLY	20- 12	99	8-2	69	57	60	60	5	5	
DIV. I NON-CONF.	7- 4	100	0	106	170	82	82	4	4	
TOTALS	RPI 1-25	RPI 26-50	W-L RECORDS	RPI 51-100	RPI 101-150	RPI 150+				
20- 12	0- 5	2- 2	OVERALL	3- 3	6- 1	9- 1				
10- 4	0- 2	0- 0	HOME	1- 2	4- 0	5- 0				
7- 6	0- 2	1- 2	AWAY	2- 0	2- 1	2- 1				
3- 2	0- 1	1- 0	NEUTRAL	0- 1	0- 0	2- 0				
7- 4	0- 1	0- 0	NON-CONFERENCE	1- 1	1- 1	5- 1				
5- 0	0- 0	0- 0	HOME	1- 0	0- 0	4- 0				
1- 3	0- 1	0- 0	AWAY	0- 0	1- 1	0- 1				
1- 1	0- 0	0- 0	NEUTRAL	0- 1	0- 0	1- 0				
13- 8	0- 4	2- 2	CONFERENCE	2- 2	5- 0	4- 0				
5- 4	0- 2	0- 0	HOME	0- 2	4- 0	1- 0				
6- 3	0- 1	1- 2	AWAY	2- 0	1- 0	2- 0				
2- 1	0- 1	1- 0	NEUTRAL	0- 0	0- 0	1- 0				

RPI 1-25				RPI 26-50				RPI 51-100 Team's RPI: 60				RPI 101+			
RPI	S	Opponent	Score	RPI	S	Opponent	Score	RPI	S	Opponent	Score	RPI	S	Opponent	Score
7	A	Louisville	48 68	26	A	Duke	73 85	61	N	Charlotte	68 84	113	H	Wake Forest	67 54
7	H	Louisville	70 81	26	N	Duke	84 77	74	H	Virginia	52 69	117	H	Miami (FL)	75 64
12	A	Northwestern	63 66	27	A	Florida St.	65 56	78	A	Georgia Tech	55 48	121	A	Notre Dame	75 65
21	H	NC State	54 72	38	A	Virginia Tech	49 70	88	H	VCU	87 52	121	H	Notre Dame	56 55
21	N	NC State	75 82					100	A	Syracuse	88 81	128	A	Holy Cross	71 80
								100	H	Syracuse	79 89	131	A	Boston U.	88 57
												150	H	North Carolina	93 75
												170	N	Tulane	89 76
												187	A	Providence	60 76
												209	H	UMass Lowell	89 46
												210	H	Rhode Island	66 55
												221	A	Clemson	70 68
												221	N	Clemson	85 73
												277	H	Delaware St.	109 69
												285	A	Pittsburgh	79 70
												285	H	Pittsburgh	70 59
												319	H	St. Francis Brooklyn	106 69
LAST 10 Division I															
		21 N NC State	75 82			117 H Miami (FL)	75 64								
		26 N Duke	84 77			285 H Pittsburgh	70 59								
		221 N Clemson	85 73			150 H North Carolina	93 75								
		100 A Syracuse	88 81			121 H Notre Dame	56 55								
		7 A Louisville	48 68			221 A Clemson	70 68								

Non-Div I Games:

Boston College

Loss, Non-Conf, S Site, H Home A Away N Neutral

Average RPI Win: 199	WON-LOST	WINNING	LAST 10	STRENGTH OF	OPP. STRENGTH	TEAM	ADJ.	CONF.	ADJ CONF.
Average RPI Loss: 135	RECORD	PCT. RANK	GAMES	SCHEDULE	OF SCHEDULE	RPI	RPI	RPI	RPI
DIV. I ONLY	17- 12	124	8-2	145	160	131	131	16	16
DIV. I NON-CONF.	5- 6	187	0	157	119	181	181	15	15
TOTALS	RPI 1-25	RPI 26-50	W-L RECORDS	RPI 51-100	RPI 101-150	RPI 150+			
17- 12	0- 0	1- 1	OVERALL	0- 2	5- 5	11- 4			
10- 5	0- 0	1- 0	HOME	0- 2	3- 3	6- 0			
7- 7	0- 0	0- 1	AWAY	0- 0	2- 2	5- 4			
0- 0	0- 0	0- 0	NEUTRAL	0- 0	0- 0	0- 0			
5- 6	0- 0	0- 0	NON-CONFERENCE	0- 2	1- 3	4- 1			
2- 4	0- 0	0- 0	HOME	0- 2	1- 2	1- 0			
3- 2	0- 0	0- 0	AWAY	0- 0	0- 1	3- 1			
0- 0	0- 0	0- 0	NEUTRAL	0- 0	0- 0	0- 0			
12- 6	0- 0	1- 1	CONFERENCE	0- 0	4- 2	7- 3			
8- 1	0- 0	1- 0	HOME	0- 0	2- 1	5- 0			
4- 5	0- 0	0- 1	AWAY	0- 0	2- 1	2- 3			
0- 0	0- 0	0- 0	NEUTRAL	0- 0	0- 0	0- 0			

RPI S	Opponent	Score	RPI S	Opponent	Score	RPI S	Opponent	Score	RPI S	Opponent	Score	Team's RPI: 131
46	A Bucknell	53 55	46	H Bucknell	52 48	54	H Marist	75 89	111	A Colgate	60 58	
						60	H Boston College	57 88	111	H Colgate	61 70	
									120	H Harvard	39 66	
									122	A Lehigh	34 51	
									122	H Lehigh	48 47	
									123	A California	62 73	
									128	A Holy Cross	62 51	
									128	H Holy Cross	76 70	
									147	H Northeastern	72 56	
									148	H Massachusetts	45 58	
									155	A UC Davis	68 75	
									159	A Lafayette	57 59	
									159	H Lafayette	47 40	
									166	H Dartmouth	74 56	
									168	A Maine	62 49	
									201	A American	54 55	
									201	H American	59 44	
									264	A New Hampshire	78 64	
									273	A Army West Point	72 66	
									273	H Army West Point	62 56	
									279	A Loyola Maryland	41 39	
									279	H Loyola Maryland	44 42	
									314	A Albany (NY)	60 58	
									320	A Navy	41 46	
									320	H Navy	71 56	
LAST 10 Division I												
273	H Army West Point	62 56	320	H Navy	71 56							
46	A Bucknell	53 55	111	A Colgate	60 58							
122	H Lehigh	48 47	128	A Holy Cross	62 51							
201	A American	54 55	46	H Bucknell	52 48							
159	H Lafayette	47 40	279	A Loyola Maryland	41 39							

Non-Div I Games:

Boston U.

■ Loss,
 ■ Non-Conf, S Site,
 ■ Home
 ■ Away
 N Neutral

Bowling Green

Through Games Of March 7, 2020

Average RPI Win:	210	WON-LOST	WINNING	LAST 10	STRENGTH OF	OPP. STRENGTH	TEAM	ADJ.	CONF.	ADJ CONF.
Average RPI Loss:	133	RECORD	PCT. RANK	GAMES	SCHEDULE	OF SCHEDULE	RPI	RPI	RPI	RPI
DIV. I ONLY	8- 20	296	2-8	131	145	252	252	10	10	
DIV. I NON-CONF.	5- 5	164	0	192	262	152	152	10	10	
TOTALS	RPI 1-25	RPI 26-50	W-L RECORDS	RPI 51-100	RPI 101-150	RPI 150+				
8- 20	0- 1	0- 1	OVERALL	1- 4	1- 5	6- 9				
4- 7	0- 0	0- 0	HOME	1- 2	1- 1	2- 4				
3- 11	0- 1	0- 1	AWAY	0- 2	0- 3	3- 4				
1- 2	0- 0	0- 0	NEUTRAL	0- 0	0- 1	1- 1				
5- 5	0- 0	0- 1	NON-CONFERENCE	0- 0	0- 2	5- 2				
2- 0	0- 0	0- 0	HOME	0- 0	0- 0	2- 0				
2- 3	0- 0	0- 1	AWAY	0- 0	0- 1	2- 1				
1- 2	0- 0	0- 0	NEUTRAL	0- 0	0- 1	1- 1				
3- 15	0- 1	0- 0	CONFERENCE	1- 4	1- 3	1- 7				
2- 7	0- 0	0- 0	HOME	1- 2	1- 1	0- 4				
1- 8	0- 1	0- 0	AWAY	0- 2	0- 2	1- 3				
0- 0	0- 0	0- 0	NEUTRAL	0- 0	0- 0	0- 0				

RPI 1-25				RPI 26-50				RPI 51-100				RPI 101+ Team's RPI: 252			
RPI	S	Opponent	Score	RPI	S	Opponent	Score	RPI	S	Opponent	Score	RPI	S	Opponent	Score
18	A	Central Mich.	75 82	44	A	Purdue	74 81	58	H	Ball St.	80 86	110	A	Buffalo	59 65
								85	A	Ohio	69 79	110	H	Buffalo	56 62
								85	H	Ohio	82 68	119	N	Green Bay	54 73
								97	A	Kent St.	47 61	135	A	Valparaiso	90 95
								97	H	Kent St.	86 96	143	A	Western Mich.	55 69
												143	H	Western Mich.	72 63
												152	A	Loyola Chicago	76 84
												164	A	Akron	61 70
												164	H	Akron	73 76
												174	H	Northern Ill.	87 92
												182	A	Eastern Mich.	61 78
												182	H	Eastern Mich.	58 70
												185	A	Toledo	72 79
												189	H	Cleveland St.	89 62
												212	N	San Francisco	56 64
												216	A	Milwaukee	63 51
												226	A	Miami (OH)	82 69
												226	H	Miami (OH)	59 80
												251	A	Marshall	82 69
												283	H	Morehead St.	79 65
												284	N	California Baptist	98 60
LAST 10 Division I															
164	A	Akron	61 70	143	A	Western Mich.	55 69								
226	A	Miami (OH)	82 69	18	A	Central Mich.	75 82								
97	H	Kent St.	86 96	182	H	Eastern Mich.	58 70								
85	H	Ohio	82 68	174	H	Northern Ill.	87 92								
110	H	Buffalo	56 62	97	A	Kent St.	47 61								

Non-Div I Games: Davis & Elkins 91 52 Notre Dame (OH) 88 54

Bowling Green

Loss, Non-Conf, S Site, H Home A Away N Neutral

Average RPI Win:	188	WON-LOST	WINNING	LAST 10	STRENGTH OF	OPP. STRENGTH	TEAM	ADJ.	CONF.	ADJ CONF.
Average RPI Loss:	50	RECORD	PCT. RANK	GAMES	SCHEDULE	OF SCHEDULE	RPI	RPI	RPI	RPI
DIV. I ONLY	21- 7	40	6-4	146	92	50	50	8	8	
DIV. I NON-CONF.	8- 2	51	0	281	160	95	95	7	7	
TOTALS	RPI 1-25	RPI 26-50	W-L RECORDS	RPI 51-100	RPI 101-150	RPI 150+				
21- 7	1- 3	0- 1	OVERALL	3- 2	4- 1	13- 0				
11- 1	1- 1	0- 0	HOME	2- 0	2- 0	6- 0				
7- 5	0- 2	0- 1	AWAY	1- 1	1- 1	5- 0				
3- 1	0- 0	0- 0	NEUTRAL	0- 1	1- 0	2- 0				
8- 2	0- 0	0- 1	NON-CONFERENCE	0- 1	1- 0	7- 0				
3- 0	0- 0	0- 0	HOME	0- 0	0- 0	3- 0				
2- 1	0- 0	0- 1	AWAY	0- 0	0- 0	2- 0				
3- 1	0- 0	0- 0	NEUTRAL	0- 1	1- 0	2- 0				
13- 5	1- 3	0- 0	CONFERENCE	3- 1	3- 1	6- 0				
8- 1	1- 1	0- 0	HOME	2- 0	2- 0	3- 0				
5- 4	0- 2	0- 0	AWAY	1- 1	1- 1	3- 0				
0- 0	0- 0	0- 0	NEUTRAL	0- 0	0- 0	0- 0				

RPI 1-25				RPI 26-50				Team's RPI: 50				RPI 51-100				RPI 101+			
RPI	S	Opponent	Score	RPI	S	Opponent	Score	RPI	S	Opponent	Score	RPI	S	Opponent	Score	RPI	S	Opponent	Score
8	A	Missouri St.	56 90	34	A	Michigan	57 77	68	A	UNI	57 64	107	A	Southern Ill.	50 64				
8	H	Missouri St.	66 69					68	H	UNI	61 47	107	H	Southern Ill.	61 57				
25	A	Drake	72 85					73	A	Illinois St.	66 62	124	N	Richmond	61 57				
25	H	Drake	77 76					73	H	Illinois St.	76 61	135	A	Valparaiso	75 61				
								99	N	Liberty	63 75	135	H	Valparaiso	90 69				
												152	A	Loyola Chicago	60 47				
												152	H	Loyola Chicago	71 50				
												154	H	Jackson St.	78 69				
												205	A	Western Ill.	84 49				
												226	H	Miami (OH)	79 68				
												249	N	George Mason	61 59				
												267	H	North Dakota St.	70 64				
												276	A	Indiana St.	68 59				
												276	H	Indiana St.	91 75				
												286	A	Oakland	74 58				
												312	N	Eastern Wash.	66 46				
												330	A	Evansville	71 53				
												330	H	Evansville	82 51				
LAST 10 Division I																			
330	A	Evansville	71 53	25	A	Drake	72 85												
276	A	Indiana St.	68 59	152	H	Loyola Chicago	71 50												
8	H	Missouri St.	66 69	135	H	Valparaiso	90 69												
107	H	Southern Ill.	61 57	73	A	Illinois St.	66 62												
68	A	UNI	57 64	107	A	Southern Ill.	50 64												

Non-Div I Games: Eureka 101 39

Bradley

Average RPI Win:	249	WON-LOST	WINNING	LAST 10	STRENGTH OF	OPP. STRENGTH	TEAM	ADJ.	CONF.	ADJ CONF.
Average RPI Loss:	126	RECORD	PCT. RANK	GAMES	SCHEDULE	OF SCHEDULE	RPI	RPI	RPI	RPI
DIV. I ONLY	8- 19	292	2-8	111	174	222	222	7	7	
DIV. I NON-CONF.	6- 7	182	0	270	339	223	223	8	8	
TOTALS	RPI 1-25	RPI 26-50	W-L RECORDS	RPI 51-100	RPI 101-150	RPI 150+				
8- 19	0- 2	0- 0	OVERALL	0- 5	0- 6	8- 6				
2- 9	0- 1	0- 0	HOME	0- 2	0- 3	2- 3				
6- 9	0- 1	0- 0	AWAY	0- 3	0- 3	6- 2				
0- 1	0- 0	0- 0	NEUTRAL	0- 0	0- 0	0- 1				
6- 7	0- 0	0- 0	NON-CONFERENCE	0- 1	0- 2	6- 4				
1- 3	0- 0	0- 0	HOME	0- 0	0- 1	1- 2				
5- 3	0- 0	0- 0	AWAY	0- 1	0- 1	5- 1				
0- 1	0- 0	0- 0	NEUTRAL	0- 0	0- 0	0- 1				
2- 12	0- 2	0- 0	CONFERENCE	0- 4	0- 4	2- 2				
1- 6	0- 1	0- 0	HOME	0- 2	0- 2	1- 1				
1- 6	0- 1	0- 0	AWAY	0- 2	0- 2	1- 1				
0- 0	0- 0	0- 0	NEUTRAL	0- 0	0- 0	0- 0				

RPI	S	Opponent	Score	RPI	S	Opponent	Score	RPI	S	Opponent	Score	RPI	S	Opponent	Score	Team's RPI: 222
11	A	Princeton	39 81					52	A	Yale	72 79	118	A	Columbia	60 74	
11	H	Princeton	48 85					52	H	Yale	40 73	118	H	Columbia	66 76	
								57	A	Penn	60 74	120	A	Harvard	53 68	
								57	H	Penn	73 85	120	H	Harvard	59 63	
								62	A	South Fla.	60 70	128	H	Holy Cross	71 83	
												148	A	Massachusetts	42 95	
												166	A	Dartmouth	83 71	
												166	H	Dartmouth	58 72	
												168	H	Maine	76 70	
												184	H	Merrimack	57 72	
												191	A	Cornell	63 74	
												191	H	Cornell	77 73	
												210	N	Rhode Island	44 89	
												228	A	Fairfield	58 44	
												264	A	New Hampshire	76 68	
												272	A	Longwood	76 86	
												310	A	FIU	72 57	
												322	A	Bryant	56 50	
												322	H	Bryant	44 45	
												346	A	Central Conn. St.	83 73	
LAST 10 Division I																
166	H	Dartmouth	58 72	118	H	Columbia	66 76									
120	H	Harvard	59 63	11	H	Princeton	48 85									
57	A	Penn	60 74	57	H	Penn	73 85									
11	A	Princeton	39 81	120	A	Harvard	53 68									
191	H	Cornell	77 73	166	A	Dartmouth	83 71									

Non-Div I Games:

Brown

Average RPI Win:	294	WON-LOST	WINNING	LAST 10	STRENGTH OF	OPP. STRENGTH	TEAM	ADJ.	CONF.	ADJ CONF.
Average RPI Loss:	225	RECORD	PCT. RANK	GAMES	SCHEDULE	OF SCHEDULE	RPI	RPI	RPI	RPI
DIV. I ONLY	10- 19	270	5-5	348	318	322	322	30	30	
DIV. I NON-CONF.	2- 9	304	0	332	208	338	338	30	30	
TOTALS	RPI 1-25	RPI 26-50	W-L RECORDS	RPI 51-100	RPI 101-150	RPI 150+				
10- 19	0- 0	0- 0	OVERALL	0- 1	0- 2	10- 16				
5- 9	0- 0	0- 0	HOME	0- 0	0- 0	5- 9				
5- 10	0- 0	0- 0	AWAY	0- 1	0- 2	5- 7				
0- 0	0- 0	0- 0	NEUTRAL	0- 0	0- 0	0- 0				
2- 9	0- 0	0- 0	NON-CONFERENCE	0- 1	0- 1	2- 7				
1- 4	0- 0	0- 0	HOME	0- 0	0- 0	1- 4				
1- 5	0- 0	0- 0	AWAY	0- 1	0- 1	1- 3				
0- 0	0- 0	0- 0	NEUTRAL	0- 0	0- 0	0- 0				
8- 10	0- 0	0- 0	CONFERENCE	0- 0	0- 1	8- 9				
4- 5	0- 0	0- 0	HOME	0- 0	0- 0	4- 5				
4- 5	0- 0	0- 0	AWAY	0- 0	0- 1	4- 4				
0- 0	0- 0	0- 0	NEUTRAL	0- 0	0- 0	0- 0				

RPI 1-25			RPI 26-50			RPI 51-100			RPI 101+			Team's RPI: 322
RPI	S	Opponent	Score	RPI	S	Opponent	Score	RPI	S	Opponent	Score	
						92 A Minnesota	56 101			115 A Robert Morris	39 69	
										128 A Holy Cross	75 87	
										151 A Mt. St. Mary's	72 67	
										151 H Mt. St. Mary's	70 76	
										184 A Merrimack	66 78	
										184 H Merrimack	53 61	
										187 H Providence	32 76	
										203 A Illinois	55 69	
										209 H UMass Lowell	35 55	
										222 A Brown	45 44	
										222 H Brown	50 56	
										264 H New Hampshire	56 68	
										269 A Saint Francis (PA)	58 64	
										269 H Saint Francis (PA)	60 63	
										273 A Army West Point	75 81	
										299 A Sacred Heart	48 52	
										299 H Sacred Heart	49 60	
										302 A Fairleigh Dickinson	57 45	
										302 H Fairleigh Dickinson	55 47	
										304 A Wagner	65 53	
										304 H Wagner	45 58	
										307 A Vermont	66 71	
										314 H Albany (NY)	68 55	
										319 A St. Francis Brooklyn	77 80	
										319 H St. Francis Brooklyn	78 59	
										333 H LIU Brooklyn	57 53	
LAST 10 Division I												
						304 A Wagner	65 53			184 H Merrimack	53 61	
						299 H Sacred Heart	49 60			346 A Central Conn. St.	62 51	
						302 H Fairleigh Dickinson	55 47			319 H St. Francis Brooklyn	78 59	
						299 A Sacred Heart	48 52			346 H Central Conn. St.	59 47	
						319 A St. Francis Brooklyn	77 80			115 A Robert Morris	39 69	

Non-Div I Games:

Bryant

■ Loss,
 ■ Non-Conf,
 ■ S Site,
 ■ H Home
 ■ A Away
 N Neutral

B
r
y
a
n
t

RPI S Opponent Score

Through Games Of March 7, 2020

RPI	S	Opponent	Score	
346	A	Central Conn. St.	62	51
346	H	Central Conn. St.	59	47

B
r
y
a
n
t

Bryant

Bucknell

Through Games Of March 7, 2020

Average RPI Win: 196	WON-LOST	WINNING	LAST 10	STRENGTH OF	OPP. STRENGTH	TEAM	ADJ.	CONF.	ADJ CONF.
Average RPI Loss: 144	RECORD	PCT. RANK	GAMES	SCHEDULE	OF SCHEDULE	RPI	RPI	RPI	RPI
DIV. I ONLY	23- 6	27	9-1	156	171	46	46	16	16
DIV. I NON-CONF.	7- 4	100	0	154	188	99	99	15	15
TOTALS	RPI 1-25	RPI 26-50	W-L RECORDS	RPI 51-100	RPI 101-150	RPI 150+			
23- 6	0- 0	1- 0	OVERALL	1- 2	7- 2	14- 2			
12- 1	0- 0	1- 0	HOME	0- 0	4- 1	7- 0			
9- 5	0- 0	0- 0	AWAY	0- 2	3- 1	6- 2			
2- 0	0- 0	0- 0	NEUTRAL	1- 0	0- 0	1- 0			
7- 4	0- 0	1- 0	NON-CONFERENCE	1- 2	0- 1	5- 1			
3- 1	0- 0	1- 0	HOME	0- 0	0- 1	2- 0			
2- 3	0- 0	0- 0	AWAY	0- 2	0- 0	2- 1			
2- 0	0- 0	0- 0	NEUTRAL	1- 0	0- 0	1- 0			
16- 2	0- 0	0- 0	CONFERENCE	0- 0	7- 1	9- 1			
9- 0	0- 0	0- 0	HOME	0- 0	4- 0	5- 0			
7- 2	0- 0	0- 0	AWAY	0- 0	3- 1	4- 1			
0- 0	0- 0	0- 0	NEUTRAL	0- 0	0- 0	0- 0			

RPI 1-25				RPI 26-50				Team's RPI: 46				RPI 51-100				RPI 101+			
RPI	S	Opponent	Score	RPI	S	Opponent	Score	RPI	S	Opponent	Score	RPI	S	Opponent	Score	RPI	S	Opponent	Score
				39	H	Drexel	60 49					72	N	Cincinnati	56 48	111	A	Colgate	76 65
												74	A	Virginia	60 84	111	H	Colgate	66 43
												81	A	Stony Brook	73 78	116	H	Temple	61 72
																122	A	Lehigh	71 50
																122	H	Lehigh	67 56
																128	A	Holy Cross	51 40
																128	H	Holy Cross	63 45
																131	A	Boston U.	48 52
																131	H	Boston U.	55 53
																159	A	Lafayette	57 47
																159	H	Lafayette	50 36
																183	A	Quinnipiac	69 76
																201	A	American	60 57
																201	H	American	68 43
																249	A	George Mason	64 51
																262	N	Howard	70 60
																269	A	Saint Francis (PA)	70 46
																273	A	Army West Point	63 52
																273	H	Army West Point	77 46
																279	A	Loyola Maryland	50 60
																279	H	Loyola Maryland	66 42
																293	H	Monmouth	71 37
																296	H	St. Bonaventure	68 60
																320	A	Navy	61 34
																320	H	Navy	75 65
LAST 10 Division I																			
				159	A	Lafayette	57 47					201	A	American	60 57				
				131	H	Boston U.	55 53					320	H	Navy	75 65				
				111	A	Colgate	76 65					279	H	Loyola Maryland	66 42				
				122	H	Lehigh	67 56					131	A	Boston U.	48 52				
				128	H	Holy Cross	63 45					273	H	Army West Point	77 46				

Non-Div I Games:

Bucknell

■ Loss,
 ■ Non-Conf, S Site,
 ■ Home
 ■ Away
 N Neutral

Buffalo

Through Games Of March 7, 2020

Average RPI Win: 190	WON-LOST	WINNING	LAST 10	STRENGTH OF	OPP. STRENGTH	TEAM	ADJ.	CONF.	ADJ CONF.
Average RPI Loss: 111	RECORD	PCT. RANK	GAMES	SCHEDULE	OF SCHEDULE	RPI	RPI	RPI	RPI
DIV. I ONLY	18- 11	100	5-5	150	119	110	110	10	10
DIV. I NON-CONF.	9- 2	37	0	194	174	53	53	10	10
TOTALS	RPI 1-25	RPI 26-50	W-L RECORDS	RPI 51-100	RPI 101-150	RPI 150+			
18- 11	0- 2	2- 0	OVERALL	3- 3	1- 2	12- 4			
9- 5	0- 1	1- 0	HOME	1- 2	1- 0	6- 2			
7- 6	0- 1	0- 0	AWAY	2- 1	0- 2	5- 2			
2- 0	0- 0	1- 0	NEUTRAL	0- 0	0- 0	1- 0			
9- 2	0- 1	2- 0	NON-CONFERENCE	0- 0	1- 1	6- 0			
5- 0	0- 0	1- 0	HOME	0- 0	1- 0	3- 0			
2- 2	0- 1	0- 0	AWAY	0- 0	0- 1	2- 0			
2- 0	0- 0	1- 0	NEUTRAL	0- 0	0- 0	1- 0			
9- 9	0- 1	0- 0	CONFERENCE	3- 3	0- 1	6- 4			
4- 5	0- 1	0- 0	HOME	1- 2	0- 0	3- 2			
5- 4	0- 0	0- 0	AWAY	2- 1	0- 1	3- 2			
0- 0	0- 0	0- 0	NEUTRAL	0- 0	0- 0	0- 0			

RPI 1-25				RPI 26-50				RPI 51-100				RPI 101+ Team's RPI: 110			
RPI	S	Opponent	Score	RPI	S	Opponent	Score	RPI	S	Opponent	Score	RPI	S	Opponent	Score
6	A	Stanford	69 88	39	N	Drexel	63 59	58	A	Ball St.	65 69	118	H	Columbia	82 75
18	H	Central Mich.	93 98	43	H	Dayton	67 59	58	H	Ball St.	58 69	143	A	Western Mich.	62 74
								85	A	Ohio	63 62	145	A	San Jose St.	88 95
								85	H	Ohio	65 76	164	A	Akron	76 61
								97	A	Kent St.	57 44	164	H	Akron	63 69
								97	H	Kent St.	72 58	166	H	Dartmouth	73 49
												174	A	Northern Ill.	63 64
												182	H	Eastern Mich.	66 63
												185	A	Toledo	59 71
												185	H	Toledo	62 78
												201	N	American	73 55
												226	A	Miami (OH)	86 72
												226	H	Miami (OH)	88 72
												252	A	Bowling Green	62 56
												252	H	Bowling Green	65 59
												289	A	Niagara	81 67
												296	A	St. Bonaventure	46 36
												337	H	Canisius	71 55
												346	H	Central Conn. St.	61 56
LAST 10 Division I															
				97	H	Kent St.	72 58	164	H	Akron	63 69				
				164	A	Akron	76 61	58	H	Ball St.	58 69				
				85	A	Ohio	63 62	143	A	Western Mich.	62 74				
				226	H	Miami (OH)	88 72	185	H	Toledo	62 78				
				252	A	Bowling Green	62 56	174	A	Northern Ill.	63 64				

Non-Div I Games:

Buffalo

 Loss,
 Non-Conf,
 S Site,
 H Home
 A Away
N Neutral

Average RPI Win: 183	WON-LOST	WINNING	LAST 10	STRENGTH OF	OPP. STRENGTH	TEAM	ADJ.	CONF.	ADJ CONF.
Average RPI Loss: 46	RECORD	PCT. RANK	GAMES	SCHEDULE	OF SCHEDULE	RPI	RPI	RPI	RPI
DIV. I ONLY	19- 11	92	5-5	117	73	98	98	6	6
DIV. I NON-CONF.	8- 3	68	0	195	151	118	118	6	6
TOTALS	RPI 1-25	RPI 26-50	W-L RECORDS	RPI 51-100	RPI 101-150	RPI 150+			
19- 11	1- 4	0- 0	OVERALL	6- 7	0- 0	12- 0			
13- 4	1- 2	0- 0	HOME	3- 2	0- 0	9- 0			
5- 5	0- 2	0- 0	AWAY	2- 3	0- 0	3- 0			
1- 2	0- 0	0- 0	NEUTRAL	1- 2	0- 0	0- 0			
8- 3	0- 1	0- 0	NON-CONFERENCE	2- 2	0- 0	6- 0			
7- 1	0- 1	0- 0	HOME	1- 0	0- 0	6- 0			
0- 1	0- 0	0- 0	AWAY	0- 1	0- 0	0- 0			
1- 1	0- 0	0- 0	NEUTRAL	1- 1	0- 0	0- 0			
11- 8	1- 3	0- 0	CONFERENCE	4- 5	0- 0	6- 0			
6- 3	1- 1	0- 0	HOME	2- 2	0- 0	3- 0			
5- 4	0- 2	0- 0	AWAY	2- 2	0- 0	3- 0			
0- 1	0- 0	0- 0	NEUTRAL	0- 1	0- 0	0- 0			

RPI 1-25				RPI 26-50				RPI 51-100 Team's RPI: 98				RPI 101+			
RPI	S	Opponent	Score	RPI	S	Opponent	Score	RPI	S	Opponent	Score	RPI	S	Opponent	Score
14	H	Indiana	53 64					51	A	Creighton	73 67	164	H	Akron	76 55
22	A	DePaul	60 89					51	H	Creighton	76 61	177	H	High Point	74 52
22	H	DePaul	65 80					55	A	St. John's (NY)	80 85	187	A	Providence	50 47
24	A	Marquette	54 76					55	H	St. John's (NY)	42 67	187	H	Providence	51 42
24	H	Marquette	61 55					58	A	Ball St.	70 74	258	A	Georgetown	47 46
								63	N	Georgia	36 69	258	H	Georgetown	60 42
								64	A	Seton Hall	53 66	266	A	Xavier	78 70
								64	H	Seton Hall	62 67	266	H	Xavier	63 61
								64	N	Seton Hall	57 83	290	H	Eastern Ky.	73 41
								77	H	IUPUI	64 61	304	H	Wagner	74 58
								79	A	Villanova	58 41	332	H	Detroit Mercy	82 60
								79	H	Villanova	63 61	340	H	Purdue Fort Wayne	85 58
								85	N	Ohio	60 55				
LAST 10 Division I															
				64	N	Seton Hall	57 83	24	A	Marquette	54 76				
				64	A	Seton Hall	53 66	22	A	DePaul	60 89				
				55	A	St. John's (NY)	80 85	79	H	Villanova	63 61				
				187	H	Providence	51 42	258	H	Georgetown	60 42				
				51	H	Creighton	76 61	266	H	Xavier	63 61				

Non-Div I Games:

Butler

CSU Bakersfield

Through Games Of March 7, 2020

Average RPI Win:	254	WON-LOST	WINNING	LAST 10	STRENGTH OF	OPP. STRENGTH	TEAM	ADJ.	CONF.	ADJ CONF.
Average RPI Loss:	230	RECORD	PCT. RANK	GAMES	SCHEDULE	OF SCHEDULE	RPI	RPI	RPI	RPI
DIV. I ONLY	13- 13	175	4-6	293	324	241	241	31	31	
DIV. I NON-CONF.	5- 5	164	0	111	181	137	137	32	32	
TOTALS	RPI 1-25	RPI 26-50	W-L RECORDS	RPI 51-100	RPI 101-150	RPI 150+				
13- 13	0- 2	0- 0	OVERALL	0- 0	2- 1	11- 10				
9- 4	0- 0	0- 0	HOME	0- 0	2- 0	7- 4				
4- 9	0- 2	0- 0	AWAY	0- 0	0- 1	4- 6				
0- 0	0- 0	0- 0	NEUTRAL	0- 0	0- 0	0- 0				
5- 5	0- 2	0- 0	NON-CONFERENCE	0- 0	2- 1	3- 2				
5- 0	0- 0	0- 0	HOME	0- 0	2- 0	3- 0				
0- 5	0- 2	0- 0	AWAY	0- 0	0- 1	0- 2				
0- 0	0- 0	0- 0	NEUTRAL	0- 0	0- 0	0- 0				
8- 8	0- 0	0- 0	CONFERENCE	0- 0	0- 0	8- 8				
4- 4	0- 0	0- 0	HOME	0- 0	0- 0	4- 4				
4- 4	0- 0	0- 0	AWAY	0- 0	0- 0	4- 4				
0- 0	0- 0	0- 0	NEUTRAL	0- 0	0- 0	0- 0				

RPI 1-25				RPI 26-50				RPI 51-100				RPI 101+ Team's RPI: 241			
RPI	S	Opponent	Score	RPI	S	Opponent	Score	RPI	S	Opponent	Score	RPI	S	Opponent	Score
9	A	Gonzaga	48 92									136	H	Pacific	80 70
19	A	Oregon St.	50 69									142	A	Washington	49 80
												145	H	San Jose St.	75 71
												165	A	Wright St.	60 65
												200	A	UMKC	43 58
												200	H	UMKC	70 60
												237	H	North Texas	61 52
												245	H	UC Santa Barbara	66 62
												248	A	Grand Canyon	59 54
												248	H	Grand Canyon	49 41
												284	A	California Baptist	66 61
												284	H	California Baptist	53 55
												291	A	Utah Valley	55 53
												291	H	Utah Valley	56 63
												295	H	N.C. Central	80 71
												300	A	UTRGV	65 74
												300	H	UTRGV	52 66
												306	A	Seattle U	57 63
												306	H	Seattle U	55 43
												311	A	UC Riverside	52 53
												313	A	New Mexico St.	62 67
												313	H	New Mexico St.	60 59
												349	A	Chicago St.	58 51
												349	H	Chicago St.	58 60
LAST 10 Division I															
248	H	Grand Canyon	49 41	200	A	UMKC	43 58								
313	A	New Mexico St.	62 67	349	A	Chicago St.	58 51								
300	A	UTRGV	65 74	284	H	California Baptist	53 55								
306	H	Seattle U	55 43	300	H	UTRGV	52 66								
291	H	Utah Valley	56 63	313	H	New Mexico St.	60 59								

Non-Div I Games: Westcliff 100 44 Fresno Pacific 95 64 Cal St. Dom. Hills 83 74

CSU Bakersfield

Loss, Non-Conf, S Site, H Home A Away N Neutral

C
S
U
NC
S
U
N

CSUN

Page 41

Cal Poly

Through Games Of March 7, 2020

Average RPI Win:	284	WON-LOST	WINNING	LAST 10	STRENGTH OF	OPP. STRENGTH	TEAM	ADJ.	CONF.	ADJ CONF.
Average RPI Loss:	195	RECORD	PCT. RANK	GAMES	SCHEDULE	OF SCHEDULE	RPI	RPI	RPI	RPI
DIV. I ONLY	8- 18	285	5-5	273	289	308	308	28	28	
DIV. I NON-CONF.	2- 8	295	0	204	212	310	310	26	26	
TOTALS	RPI 1-25	RPI 26-50	W-L RECORDS	RPI 51-100	RPI 101-150	RPI 150+				
8- 18	0- 0	0- 2	OVERALL	0- 1	0- 0	8- 15				
6- 7	0- 0	0- 1	HOME	0- 1	0- 0	6- 5				
2- 11	0- 0	0- 1	AWAY	0- 0	0- 0	2- 10				
0- 0	0- 0	0- 0	NEUTRAL	0- 0	0- 0	0- 0				
2- 8	0- 0	0- 2	NON-CONFERENCE	0- 1	0- 0	2- 5				
2- 3	0- 0	0- 1	HOME	0- 1	0- 0	2- 1				
0- 5	0- 0	0- 1	AWAY	0- 0	0- 0	0- 4				
0- 0	0- 0	0- 0	NEUTRAL	0- 0	0- 0	0- 0				
6- 10	0- 0	0- 0	CONFERENCE	0- 0	0- 0	6- 10				
4- 4	0- 0	0- 0	HOME	0- 0	0- 0	4- 4				
2- 6	0- 0	0- 0	AWAY	0- 0	0- 0	2- 6				
0- 0	0- 0	0- 0	NEUTRAL	0- 0	0- 0	0- 0				

RPI 1-25			RPI 26-50			RPI 51-100			RPI 101+ Team's RPI: 308		
RPI	S	Opponent	Score	RPI	S	Opponent	Score	RPI	S	Opponent	Score
				33	H	Old Dominion	55 61	69	H	Fresno St.	52 79
				40	A	Arizona St.	41 66				
								155	A	UC Davis	58 71
								155	H	UC Davis	36 42
								175	A	Pepperdine	53 63
								199	A	Saint Mary's (CA)	67 84
								214	A	Hawaii	58 75
								214	H	Hawaii	46 59
								227	A	Denver	66 96
								231	A	Cal St. Fullerton	64 65
								231	H	Cal St. Fullerton	60 67
								235	A	Nevada	40 71
								245	A	UC Santa Barbara	50 52
								245	H	UC Santa Barbara	56 52
								256	A	UC Irvine	51 54
								256	H	UC Irvine	57 68
								265	H	Lamar University	57 56
								275	A	Long Beach St.	69 72
								275	H	Long Beach St.	61 41
								281	A	CSUN	52 41
								281	H	CSUN	53 43
								305	H	Sacramento St.	62 43
								306	H	Seattle U	49 72
								311	A	UC Riverside	62 52
								311	H	UC Riverside	75 70
LAST 10 Division I											
				214	A	Hawaii	58 75	231	H	Cal St. Fullerton	60 67
				281	H	CSUN	53 43	155	A	UC Davis	58 71
				245	H	UC Santa Barbara	56 52	275	H	Long Beach St.	61 41
				256	A	UC Irvine	51 54	214	H	Hawaii	46 59
				311	A	UC Riverside	62 52	281	A	CSUN	52 41

Non-Div I Games: Holy Names 100 35

Cal Poly

■ Loss,
 ■ Non-Conf,
 ■ S Site,
 ■ H Home
 ■ A Away
 N Neutral

Average RPI Win:	259	WON-LOST	WINNING	LAST 10	STRENGTH OF	OPP. STRENGTH	TEAM	ADJ.	CONF.	ADJ CONF.
Average RPI Loss:	226	RECORD	PCT. RANK	GAMES	SCHEDULE	OF SCHEDULE	RPI	RPI	RPI	RPI
DIV. I ONLY	16- 13	143	5-5	333	294	231	231	28	28	
DIV. I NON-CONF.	8- 5	117	0	292	289	179	179	26	26	
TOTALS	RPI 1-25	RPI 26-50	W-L RECORDS	RPI 51-100	RPI 101-150	RPI 150+				
16- 13	0- 0	0- 0	OVERALL	0- 0	1- 0	15- 13				
8- 6	0- 0	0- 0	HOME	0- 0	0- 0	8- 6				
8- 7	0- 0	0- 0	AWAY	0- 0	1- 0	7- 7				
0- 0	0- 0	0- 0	NEUTRAL	0- 0	0- 0	0- 0				
8- 5	0- 0	0- 0	NON-CONFERENCE	0- 0	1- 0	7- 5				
4- 2	0- 0	0- 0	HOME	0- 0	0- 0	4- 2				
4- 3	0- 0	0- 0	AWAY	0- 0	1- 0	3- 3				
0- 0	0- 0	0- 0	NEUTRAL	0- 0	0- 0	0- 0				
8- 8	0- 0	0- 0	CONFERENCE	0- 0	0- 0	8- 8				
4- 4	0- 0	0- 0	HOME	0- 0	0- 0	4- 4				
4- 4	0- 0	0- 0	AWAY	0- 0	0- 0	4- 4				
0- 0	0- 0	0- 0	NEUTRAL	0- 0	0- 0	0- 0				

RPI 1-25			RPI 26-50			RPI 51-100			RPI 101+			Team's RPI: 231
RPI	S	Opponent	Score	RPI	S	Opponent	Score	RPI	S	Opponent	Score	
								114	A	San Diego	72	67
								153	H	Montana	69	71
								155	A	UC Davis	71	61
								155	H	UC Davis	61	72
								178	A	Southern Utah	63	79
								186	H	Delaware	55	72
								212	A	San Francisco	63	71
								214	A	Hawaii	72	79
								214	H	Hawaii	70	64
								217	A	UNLV	64	58
								244	A	San Diego St.	45	55
								245	A	UC Santa Barbara	70	68
								245	H	UC Santa Barbara	66	75
								248	A	Grand Canyon	80	70
								256	A	UC Irvine	75	82
								256	H	UC Irvine	52	68
								271	H	Air Force	79	70
								275	A	Long Beach St.	49	52
								275	H	Long Beach St.	69	65
								280	H	Utah St.	83	62
								281	A	CSUN	57	63
								281	H	CSUN	50	57
								284	H	California Baptist	97	93
								294	A	LMU (CA)	79	74
								306	H	Seattle U	81	63
								308	A	Cal Poly	67	60
LAST 10 Division I												
								256	H	UC Irvine	52	68
								275	A	Long Beach St.	49	52
								214	H	Hawaii	70	64
								311	A	UC Riverside	68	45
								281	H	CSUN	50	57
								155	A	UC Davis	71	61
								308	A	Cal Poly	67	60
								256	A	UC Irvine	75	82
								311	H	UC Riverside	71	61
								155	H	UC Davis	61	72

Non-Div I Games:

Cal St. Fullerton

■ Loss,
 ■ Non-Conf,
 ■ S Site,
 ■ Home
 ■ A Away
 N Neutral

RPI	S	Opponent	Score	
308	H	Cal Poly	65	64
311	A	UC Riverside	68	45
311	H	UC Riverside	71	61

Cal St. Fullerton

t
o
n

C
a
l
S
t
.
F
u
l
l
e
r
t
o
n

C
a
l
S
t
.
F
u
l
l
e
r
t
o
n

California

Through Games Of March 7, 2020

Average RPI Win:	170	WON-LOST	WINNING	LAST 10	STRENGTH OF	OPP. STRENGTH	TEAM	ADJ.	CONF.	ADJ CONF.
Average RPI Loss:	53	RECORD	PCT. RANK	GAMES	SCHEDULE	OF SCHEDULE	RPI	RPI	RPI	RPI
DIV. I ONLY	12- 19	241	3-7	18	21	123	123	1	1	
DIV. I NON-CONF.	8- 3	68	0	89	178	66	66	1	1	
TOTALS	RPI 1-25	RPI 26-50	W-L RECORDS	RPI 51-100	RPI 101-150	RPI 150+				
12- 19	0- 9	3- 2	OVERALL	0- 3	3- 5	6- 0				
7- 10	0- 5	1- 0	HOME	0- 2	1- 3	5- 0				
4- 8	0- 4	1- 1	AWAY	0- 1	2- 2	1- 0				
1- 1	0- 0	1- 1	NEUTRAL	0- 0	0- 0	0- 0				
8- 3	0- 2	1- 0	NON-CONFERENCE	0- 0	1- 1	6- 0				
7- 1	0- 1	1- 0	HOME	0- 0	1- 0	5- 0				
1- 2	0- 1	0- 0	AWAY	0- 0	0- 1	1- 0				
0- 0	0- 0	0- 0	NEUTRAL	0- 0	0- 0	0- 0				
4- 16	0- 7	2- 2	CONFERENCE	0- 3	2- 4	0- 0				
0- 9	0- 4	0- 0	HOME	0- 2	0- 3	0- 0				
3- 6	0- 3	1- 1	AWAY	0- 1	2- 1	0- 0				
1- 1	0- 0	1- 1	NEUTRAL	0- 0	0- 0	0- 0				

RPI S Opponent Score	RPI S Opponent Score	RPI S Opponent Score	RPI S Opponent Score
2 A Oregon 55 105	28 A Arizona 55 54	79 H Southern California 67 75	105 A Washington St. 66 92
2 H Oregon 61 93	28 N Arizona 73 86	94 A Colorado 57 64	105 H Washington St. 75 96
5 A UConn 61 72	31 H Arkansas 84 80	94 H Colorado 50 62	106 A Utah 88 74
6 A Stanford 40 73	40 A Arizona St. 54 77		106 H Utah 62 71
6 H Stanford 65 79	40 N Arizona St. 71 67		120 A Harvard 53 56
13 H UCLA 70 74			131 H Boston U. 73 62
19 A Oregon St. 44 81			142 A Washington 81 74
19 H Oregon St. 63 76			142 H Washington 64 67
23 H Kentucky 61 63			192 H Santa Clara 69 65
			244 A San Diego St. 74 48
			248 H Grand Canyon 72 53
			275 H Long Beach St. 68 45
			295 H N.C. Central 90 69
			311 H UC Riverside 84 61
LAST 10 Division I			
28 N Arizona 73 86	2 H Oregon 61 93		
40 N Arizona St. 71 67	106 A Utah 88 74		
28 A Arizona 55 54	94 A Colorado 57 64		
40 A Arizona St. 54 77	13 H UCLA 70 74		
19 H Oregon St. 63 76	79 H Southern California 67 75		

Non-Div I Games:

California

Loss, Non-Conf, S Site, H Home A Away N Neutral

Average RPI Win:	273	WON-LOST	WINNING	LAST 10	STRENGTH OF	OPP. STRENGTH	TEAM	ADJ.	CONF.	ADJ CONF.
Average RPI Loss:	240	RECORD	PCT. RANK	GAMES	SCHEDULE	OF SCHEDULE	RPI	RPI	RPI	RPI
DIV. I ONLY	13- 15	193	6-4	326	340	284	284	31	31	
DIV. I NON-CONF.	6- 6	164	0	223	317	229	229	32	32	
TOTALS	RPI 1-25	RPI 26-50	W-L RECORDS	RPI 51-100	RPI 101-150	RPI 150+				
13- 15	0- 1	0- 0	OVERALL	0- 0	0- 0	13- 14				
9- 5	0- 0	0- 0	HOME	0- 0	0- 0	9- 5				
4- 7	0- 0	0- 0	AWAY	0- 0	0- 0	4- 7				
0- 3	0- 1	0- 0	NEUTRAL	0- 0	0- 0	0- 2				
6- 6	0- 1	0- 0	NON-CONFERENCE	0- 0	0- 0	6- 5				
5- 1	0- 0	0- 0	HOME	0- 0	0- 0	5- 1				
1- 2	0- 0	0- 0	AWAY	0- 0	0- 0	1- 2				
0- 3	0- 1	0- 0	NEUTRAL	0- 0	0- 0	0- 2				
7- 9	0- 0	0- 0	CONFERENCE	0- 0	0- 0	7- 9				
4- 4	0- 0	0- 0	HOME	0- 0	0- 0	4- 4				
3- 5	0- 0	0- 0	AWAY	0- 0	0- 0	3- 5				
0- 0	0- 0	0- 0	NEUTRAL	0- 0	0- 0	0- 0				

RPI 1-25			RPI 26-50			RPI 51-100			RPI 101+ Team's RPI: 284		
RPI	S	Opponent	Score	RPI	S	Opponent	Score	RPI	S	Opponent	Score
6	N	Stanford	78 83					180	H	Northern Ariz.	98 79
								181	A	Idaho St.	74 68
								200	A	UMKC	65 75
								200	H	UMKC	81 83
								215	N	Houston	75 96
								231	A	Cal St. Fullerton	93 97
								234	H	Alabama A&M	60 55
								241	A	CSU Bakersfield	55 53
								241	H	CSU Bakersfield	61 66
								244	H	San Diego St.	68 80
								245	H	UC Santa Barbara	85 81
								248	A	Grand Canyon	66 72
								248	H	Grand Canyon	58 62
								252	N	Bowling Green	60 98
								275	H	Long Beach St.	79 70
								281	H	CSUN	64 56
								291	A	Utah Valley	57 74
								291	H	Utah Valley	80 67
								300	A	UTRGV	68 87
								300	H	UTRGV	73 70
								306	A	Seattle U	90 79
								306	H	Seattle U	49 83
								311	A	UC Riverside	64 80
								313	A	New Mexico St.	56 57
								313	H	New Mexico St.	82 70
								349	A	Chicago St.	80 65
LAST 10 Division I											
300	H	UTRGV	73 70	200	H	UMKC	81 83	306	H	Seattle U	49 83
313	H	New Mexico St.	82 70	248	A	Grand Canyon	66 72	311	A	UC Riverside	64 80
306	A	Seattle U	90 79	241	A	CSU Bakersfield	55 53	313	A	New Mexico St.	56 57
291	A	Utah Valley	57 74	306	H	Seattle U	49 83	313	H	New Mexico St.	82 70
349	H	Chicago St.	103 68	291	H	Utah Valley	80 67	349	A	Chicago St.	80 65

Non-Div I Games: Ottawa (AZ) 103 75 Westcliff 108 43 LIFE Pacific 93 48

California Baptist

Loss, Non-Conf, S Site, H Home A Away N Neutral

RPI	S	Opponent	Score
349	H	Chicago St.	103 68

California Baptist
t
i
s
t

C
a
l
i
f
o
r
n
i
a
B
a
p
t
i
s
t

C
a
l
i
f
o
r
n
i
a
B
a
p
t
i
s
t

Average RPI Win:	254	WON-LOST	WINNING	LAST 10	STRENGTH OF	OPP. STRENGTH	TEAM	ADJ.	CONF.	ADJ CONF.
Average RPI Loss:	187	RECORD	PCT. RANK	GAMES	SCHEDULE	OF SCHEDULE	RPI	RPI	RPI	RPI
DIV. I ONLY	19- 8	59	7-3	289	323	132	132	25	25	
DIV. I NON-CONF.	3- 4	201	0	286	292	225	225	28	28	
TOTALS	RPI 1-25	RPI 26-50	W-L RECORDS	RPI 51-100	RPI 101-150	RPI 150+				
19- 8	0- 0	0- 1	OVERALL	0- 0	2- 2	17- 5				
10- 2	0- 0	0- 0	HOME	0- 0	1- 1	9- 1				
9- 6	0- 0	0- 1	AWAY	0- 0	1- 1	8- 4				
0- 0	0- 0	0- 0	NEUTRAL	0- 0	0- 0	0- 0				
3- 4	0- 0	0- 1	NON-CONFERENCE	0- 0	1- 1	2- 2				
2- 0	0- 0	0- 0	HOME	0- 0	1- 0	1- 0				
1- 4	0- 0	0- 1	AWAY	0- 0	0- 1	1- 2				
0- 0	0- 0	0- 0	NEUTRAL	0- 0	0- 0	0- 0				
16- 4	0- 0	0- 0	CONFERENCE	0- 0	1- 1	15- 3				
8- 2	0- 0	0- 0	HOME	0- 0	0- 1	8- 1				
8- 2	0- 0	0- 0	AWAY	0- 0	1- 0	7- 2				
0- 0	0- 0	0- 0	NEUTRAL	0- 0	0- 0	0- 0				

RPI S	Opponent	Score	RPI S	Opponent	Score	RPI S	Opponent	Score	RPI S	Opponent	Score	Team's RPI: 132
33	A Old Dominion	44 59							113	A Wake Forest	46 74	
									137	H UNC Greensboro	72 64	
									140	A Hampton	68 31	
									140	H Hampton	40 49	
									157	A Gardner-Webb	69 77	
									157	H Gardner-Webb	48 44	
									169	A Radford	43 32	
									169	H Radford	42 48	
									177	A High Point	68 66	
									177	H High Point	73 36	
									222	H Kennesaw St.	63 51	
									257	A UNC Asheville	52 60	
									257	H UNC Asheville	59 52	
									272	A Longwood	70 55	
									272	H Longwood	81 76	
									282	A Winthrop	61 58	
									282	H Winthrop	63 47	
									295	A N.C. Central	64 67	
									301	A Presbyterian	53 47	
									301	H Presbyterian	56 42	
									325	A USC Upstate	80 72	
									325	H USC Upstate	50 38	
									328	A Hofstra	55 58	
									342	A Western Caro.	61 40	
									343	A Charleston So.	43 42	
									343	H Charleston So.	61 36	
LAST 10 Division I												
157	A Gardner-Webb	69 77	282	A Winthrop	61 58							
140	H Hampton	40 49	169	H Radford	42 48							
301	H Presbyterian	56 42	177	A High Point	68 66							
343	A Charleston So.	43 42	257	H UNC Asheville	59 52							
272	H Longwood	81 76	325	A USC Upstate	80 72							

Non-Div I Games: St. Andrews 122 56 Bluefield Col. 65 41

Campbell

Loss, Non-Conf, S Site, H Home A Away N Neutral

Average RPI Win: 280		WON-LOST	WINNING	LAST 10	STRENGTH OF	OPP. STRENGTH	TEAM	ADJ.	CONF.	ADJ CONF.
Average RPI Loss: 208		RECORD	PCT. RANK	GAMES	SCHEDULE	OF SCHEDULE	RPI	RPI	RPI	RPI
DIV. I ONLY		5- 24	324	3-7	297	267	337	337	24	24
DIV. I NON-CONF.		1- 8	322	0	320	245	344	344	25	25
TOTALS		RPI 1-25	RPI 26-50	W-L RECORDS	RPI 51-100	RPI 101-150	RPI 150+			
5- 24	0- 0		0- 0	OVERALL	0- 4	0- 2	5- 18			
4- 9	0- 0		0- 0	HOME	0- 2	0- 1	4- 6			
1- 14	0- 0		0- 0	AWAY	0- 2	0- 1	1- 11			
0- 1	0- 0		0- 0	NEUTRAL	0- 0	0- 0	0- 1			
1- 8	0- 0		0- 0	NON-CONFERENCE	0- 0	0- 2	1- 6			
1- 2	0- 0		0- 0	HOME	0- 0	0- 1	1- 1			
0- 5	0- 0		0- 0	AWAY	0- 0	0- 1	0- 4			
0- 1	0- 0		0- 0	NEUTRAL	0- 0	0- 0	0- 1			
4- 16	0- 0		0- 0	CONFERENCE	0- 4	0- 0	4- 12			
3- 7	0- 0		0- 0	HOME	0- 2	0- 0	3- 5			
1- 9	0- 0		0- 0	AWAY	0- 2	0- 0	1- 7			
0- 0	0- 0		0- 0	NEUTRAL	0- 0	0- 0	0- 0			

[illegible]

Non-Div I Games:

Canisius

Loss, Non-Conf, S Site, H Home A Away N Neutral

Central Ark.

Through Games Of March 7, 2020

Average RPI Win: 288	WON-LOST	WINNING	LAST 10	STRENGTH OF	OPP. STRENGTH	TEAM	ADJ.	CONF.	ADJ CONF.
Average RPI Loss: 137	RECORD	PCT. RANK	GAMES	SCHEDULE	OF SCHEDULE	RPI	RPI	RPI	RPI
DIV. I ONLY	10- 16	246	5-5	190	282	238	238	23	23
DIV. I NON-CONF.	1- 5	313	0	51	157	242	242	24	24
TOTALS	RPI 1-25	RPI 26-50	W-L RECORDS	RPI 51-100	RPI 101-150	RPI 150+			
10- 16	0- 1	0- 0	OVERALL	0- 6	0- 2	10- 7			
6- 5	0- 0	0- 0	HOME	0- 2	0- 1	6- 2			
4- 11	0- 1	0- 0	AWAY	0- 4	0- 1	4- 5			
0- 0	0- 0	0- 0	NEUTRAL	0- 0	0- 0	0- 0			
1- 5	0- 1	0- 0	NON-CONFERENCE	0- 1	0- 0	1- 3			
1- 0	0- 0	0- 0	HOME	0- 0	0- 0	1- 0			
0- 5	0- 1	0- 0	AWAY	0- 1	0- 0	0- 3			
0- 0	0- 0	0- 0	NEUTRAL	0- 0	0- 0	0- 0			
9- 11	0- 0	0- 0	CONFERENCE	0- 5	0- 2	9- 4			
5- 5	0- 0	0- 0	HOME	0- 2	0- 1	5- 2			
4- 6	0- 0	0- 0	AWAY	0- 3	0- 1	4- 2			
0- 0	0- 0	0- 0	NEUTRAL	0- 0	0- 0	0- 0			

RPI 1-25				RPI 26-50				RPI 51-100				RPI 101+ Team's RPI: 238			
RPI	S	Opponent	Score	RPI	S	Opponent	Score	RPI	S	Opponent	Score	RPI	S	Opponent	Score
20	A	Texas A&M	46 76					65	A	Tennessee	36 63	146	A	Sam Houston St.	58 73
								75	A	A&M-Corpus Christi	47 67	146	H	Sam Houston St.	54 72
								83	A	SFA	41 102	154	H	Jackson St.	57 54
								83	H	SFA	37 58	170	A	Tulane	38 65
								86	A	Abilene Christian	71 93	172	A	New Orleans	73 85
								86	H	Abilene Christian	64 74	172	H	New Orleans	37 49
												179	A	Northern Ky.	56 72
												208	A	Little Rock	48 63
												253	A	Southeastern La.	42 63
												253	H	Southeastern La.	54 47
												255	A	Nicholls St.	53 46
												255	H	Nicholls St.	58 67
												265	H	Lamar University	53 29
												268	A	Incarinate Word	47 37
												315	H	Houston Baptist	63 39
												336	A	Northwestern St.	51 44
												336	H	Northwestern St.	80 62
												347	A	McNeese	70 57
												347	H	McNeese	70 49
LAST 10 Division I															
336	H	Northwestern St.	80 62	146	A	Sam Houston St.	58 73								
253	H	Southeastern La.	54 47	172	A	New Orleans	73 85								
86	A	Abilene Christian	71 93	347	H	McNeese	70 49								
255	H	Nicholls St.	58 67	265	H	Lamar University	53 29								
83	H	SFA	37 58	336	A	Northwestern St.	51 44								

Non-Div I Games: Hendrix 104 28 Central Baptist 66 43 Crowley's Ridge 82 26

Central Ark.

Loss, Non-Conf, S Site, H Home A Away N Neutral

Average RPI Win:	325	WON-LOST	WINNING	LAST 10	STRENGTH OF	OPP. STRENGTH	TEAM	ADJ.	CONF.	ADJ CONF.
Average RPI Loss:	227	RECORD	PCT. RANK	GAMES	SCHEDULE	OF SCHEDULE	RPI	RPI	RPI	RPI
DIV. I ONLY	4- 25	330	2-8	334	332	346	346	30	30	
DIV. I NON-CONF.	1- 10	329	0	296	254	331	331	30	30	
TOTALS	RPI 1-25	RPI 26-50	W-L RECORDS	RPI 51-100	RPI 101-150	RPI 150+				
4- 25	0- 0	0- 1	OVERALL	0- 0	0- 5	4- 19				
3- 9	0- 0	0- 0	HOME	0- 0	0- 1	3- 8				
1- 16	0- 0	0- 1	AWAY	0- 0	0- 4	1- 11				
0- 0	0- 0	0- 0	NEUTRAL	0- 0	0- 0	0- 0				
1- 10	0- 0	0- 1	NON-CONFERENCE	0- 0	0- 3	1- 6				
0- 3	0- 0	0- 0	HOME	0- 0	0- 0	0- 3				
1- 7	0- 0	0- 1	AWAY	0- 0	0- 3	1- 3				
0- 0	0- 0	0- 0	NEUTRAL	0- 0	0- 0	0- 0				
3- 15	0- 0	0- 0	CONFERENCE	0- 0	0- 2	3- 13				
3- 6	0- 0	0- 0	HOME	0- 0	0- 1	3- 5				
0- 9	0- 0	0- 0	AWAY	0- 0	0- 1	0- 8				
0- 0	0- 0	0- 0	NEUTRAL	0- 0	0- 0	0- 0				

RPI S	Opponent	Score	RPI S	Opponent	Score	RPI S	Opponent	Score	RPI S	Opponent	Score	Team's RPI: 346
			37 A	FGCU	60 94				110 A	Buffalo	56 61	
									115 A	Robert Morris	42 80	
									115 H	Robert Morris	56 86	
									122 A	Lehigh	51 70	
									130 A	Duquesne	33 72	
									151 A	Mt. St. Mary's	64 72	
									184 A	Merrimack	46 56	
									184 H	Merrimack	56 65	
									202 A	Fla. Atlantic	54 72	
									209 H	UMass Lowell	54 56	
									222 H	Brown	73 83	
									264 A	New Hampshire	59 70	
									269 A	Saint Francis (PA)	68 72	
									269 H	Saint Francis (PA)	52 64	
									285 A	Pittsburgh	73 81	
									299 A	Sacred Heart	58 66	
									299 H	Sacred Heart	52 54	
									302 A	Fairleigh Dickinson	47 66	
									302 H	Fairleigh Dickinson	55 63	
									304 A	Wagner	56 63	
									304 H	Wagner	66 63	
									314 H	Albany (NY)	63 73	
									319 H	St. Francis Brooklyn	75 54	
									322 A	Bryant	47 59	
									322 A	Bryant	47 59	
									322 H	Bryant	51 62	
									333 A	LIU Brooklyn	61 63	
LAST 10 Division I												
			319 H	St. Francis Brooklyn	75 54				322 H	Bryant	51 62	
			333 H	LIU Brooklyn	71 57				322 A	Bryant	47 59	
			184 A	Merrimack	46 56				269 A	Saint Francis (PA)	68 72	
			304 A	Wagner	56 63				115 A	Robert Morris	42 80	
			302 H	Fairleigh Dickinson	55 63				299 H	Sacred Heart	52 54	

Non-Div I Games:

Central Conn. St.

■ Loss,
 ■ Non-Conf,
 ■ S Site,
 ■ H Home
 ■ A Away
 N Neutral

RPI	S	Opponent	Score
333	H	LIU Brooklyn	71 57
345	A	Hartford	61 54

Central Conn. St.
S
t
.

Central Mich.

Through Games Of March 7, 2020

Average RPI Win:	150	WON-LOST	WINNING	LAST 10	STRENGTH OF	OPP. STRENGTH	TEAM	ADJ.	CONF.	ADJ CONF.
Average RPI Loss:	72	RECORD	PCT. RANK	GAMES	SCHEDULE	OF SCHEDULE	RPI	RPI	RPI	RPI
DIV. I ONLY	23- 6	27	8-2	39	107	18	18	10	10	
DIV. I NON-CONF.	7- 4	100	0	8	76	19	19	10	10	
TOTALS	RPI 1-25	RPI 26-50	W-L RECORDS	RPI 51-100	RPI 101-150	RPI 150+				
23- 6	0- 1	1- 2	OVERALL	6- 1	5- 1	11- 1				
13- 1	0- 0	1- 0	HOME	4- 0	2- 1	6- 0				
10- 5	0- 1	0- 2	AWAY	2- 1	3- 0	5- 1				
0- 0	0- 0	0- 0	NEUTRAL	0- 0	0- 0	0- 0				
7- 4	0- 1	1- 2	NON-CONFERENCE	2- 0	2- 1	2- 0				
4- 1	0- 0	1- 0	HOME	1- 0	1- 1	1- 0				
3- 3	0- 1	0- 2	AWAY	1- 0	1- 0	1- 0				
0- 0	0- 0	0- 0	NEUTRAL	0- 0	0- 0	0- 0				
16- 2	0- 0	0- 0	CONFERENCE	4- 1	3- 0	9- 1				
9- 0	0- 0	0- 0	HOME	3- 0	1- 0	5- 0				
7- 2	0- 0	0- 0	AWAY	1- 1	2- 0	4- 1				
0- 0	0- 0	0- 0	NEUTRAL	0- 0	0- 0	0- 0				

RPI 1-25				RPI 26-50				RPI 51-100				RPI 101+			
RPI	S	Opponent	Score	RPI	S	Opponent	Score	RPI	S	Opponent	Score	RPI	S	Opponent	Score
7	A	Louisville	63 76	30	A	Western Ky.	58 93	54	H	Marist	77 54	109	A	Bethune-Cookman	92 67
				35	A	UCF	58 64	58	A	Ball St.	62 67	110	A	Buffalo	98 93
				43	H	Dayton	81 80	58	H	Ball St.	66 39	119	H	Green Bay	105 111
								70	A	South Dakota St.	79 74	143	A	Western Mich.	80 70
								85	A	Ohio	73 71	143	H	Western Mich.	76 60
								85	H	Ohio	92 90	147	H	Northeastern	79 63
								97	H	Kent St.	71 58	164	A	Akron	77 72
												174	A	Northern Ill.	70 66
												174	H	Northern Ill.	66 60
												182	A	Eastern Mich.	89 82
												182	H	Eastern Mich.	76 69
												185	A	Toledo	67 76
												185	H	Toledo	73 66
												226	A	Miami (OH)	99 87
												226	H	Miami (OH)	76 70
												252	H	Bowling Green	82 75
												254	H	Iona	70 50
												286	A	Oakland	65 47
LAST 10 Division I															
182	H	Eastern Mich.	76 69	97	H	Kent St.	71 58								
185	A	Toledo	67 76	252	H	Bowling Green	82 75								
58	A	Ball St.	62 67	226	A	Miami (OH)	99 87								
143	H	Western Mich.	76 60	174	H	Northern Ill.	66 60								
174	A	Northern Ill.	70 66	85	H	Ohio	92 90								

Non-Div I Games:

Central Mich.

■ Loss,
 ■ Non-Conf, S Site,
 ■ Home
 ■ Away
 N Neutral

Charleston So.

Through Games Of March 7, 2020

Average RPI Win:	257	WON-LOST	WINNING	LAST 10	STRENGTH OF	OPP. STRENGTH	TEAM	ADJ.	CONF.	ADJ CONF.
Average RPI Loss:	215	RECORD	PCT. RANK	GAMES	SCHEDULE	OF SCHEDULE	RPI	RPI	RPI	RPI
DIV. I ONLY	2- 25	347	1-9	255	334	343	343	25	25	
DIV. I NON-CONF.	0- 7	338	0	272	338	346	346	28	28	
TOTALS	RPI 1-25	RPI 26-50	W-L RECORDS	RPI 51-100	RPI 101-150	RPI 150+				
2- 25	0- 0	0- 1	OVERALL	0- 0	0- 6	2- 18				
1- 13	0- 0	0- 0	HOME	0- 0	0- 3	1- 10				
1- 12	0- 0	0- 1	AWAY	0- 0	0- 3	1- 8				
0- 0	0- 0	0- 0	NEUTRAL	0- 0	0- 0	0- 0				
0- 7	0- 0	0- 1	NON-CONFERENCE	0- 0	0- 2	0- 4				
0- 4	0- 0	0- 0	HOME	0- 0	0- 1	0- 3				
0- 3	0- 0	0- 1	AWAY	0- 0	0- 1	0- 1				
0- 0	0- 0	0- 0	NEUTRAL	0- 0	0- 0	0- 0				
2- 18	0- 0	0- 0	CONFERENCE	0- 0	0- 4	2- 14				
1- 9	0- 0	0- 0	HOME	0- 0	0- 2	1- 7				
1- 9	0- 0	0- 0	AWAY	0- 0	0- 2	1- 7				
0- 0	0- 0	0- 0	NEUTRAL	0- 0	0- 0	0- 0				

RPI S	Opponent	Score	RPI S	Opponent	Score	RPI S	Opponent	Score	RPI S	Opponent	Score	Team's RPI: 343
27	A Florida St.	36 88							109	H Bethune-Cookman	41 81	
									132	A Campbell	36 61	
									132	H Campbell	42 43	
									140	A Hampton	57 66	
									140	H Hampton	59 64	
									150	A North Carolina	54 85	
									157	A Gardner-Webb	45 67	
									157	H Gardner-Webb	52 79	
									169	A Radford	35 72	
									169	H Radford	40 64	
									177	A High Point	55 71	
									177	H High Point	70 84	
									218	H North Dakota	57 73	
									257	A UNC Asheville	60 48	
									257	H UNC Asheville	56 54	
									260	H Col. of Charleston	70 79	
									272	A Longwood	64 84	
									272	H Longwood	52 63	
									282	A Winthrop	46 56	
									282	H Winthrop	53 58	
									301	A Presbyterian	53 76	
									301	H Presbyterian	46 67	
									325	A USC Upstate	53 70	
									325	H USC Upstate	64 71	
									342	A Western Caro.	64 69	
									350	H South Carolina St.	75 81	
LAST 10 Division I												
272	H Longwood	52 63	301	A Presbyterian	53 76							
177	A High Point	55 71	325	H USC Upstate	64 71							
140	A Hampton	57 66	169	H Radford	40 64							
132	H Campbell	42 43	282	A Winthrop	46 56							
257	H UNC Asheville	56 54	157	A Gardner-Webb	45 67							

Non-Div I Games: Columbia (SC) 76 59 Virginia-Lynchburg 92 55

Charleston So.

Loss, Non-Conf, S Site, H Home A Away N Neutral

Average RPI Win:	190	WON-LOST	WINNING	LAST 10	STRENGTH OF	OPP. STRENGTH	TEAM	ADJ.	CONF.	ADJ CONF.
Average RPI Loss:	80	RECORD	PCT. RANK	GAMES	SCHEDULE	OF SCHEDULE	RPI	RPI	RPI	RPI
DIV. I ONLY	20- 9	66	7-3	106	111	61	61	13	13	
DIV. I NON-CONF.	9- 2	37	0	152	52	50	50	16	16	
TOTALS	RPI 1-25	RPI 26-50	W-L RECORDS	RPI 51-100	RPI 101-150	RPI 150+				
20- 9	0- 1	1- 5	OVERALL	2- 1	4- 0	13- 2				
11- 3	0- 0	1- 2	HOME	1- 1	1- 0	8- 0				
7- 6	0- 1	0- 3	AWAY	0- 0	3- 0	4- 2				
2- 0	0- 0	0- 0	NEUTRAL	1- 0	0- 0	1- 0				
9- 2	0- 1	0- 0	NON-CONFERENCE	1- 1	3- 0	5- 0				
4- 1	0- 0	0- 0	HOME	0- 1	1- 0	3- 0				
3- 1	0- 1	0- 0	AWAY	0- 0	2- 0	1- 0				
2- 0	0- 0	0- 0	NEUTRAL	1- 0	0- 0	1- 0				
11- 7	0- 0	1- 5	CONFERENCE	1- 0	1- 0	8- 2				
7- 2	0- 0	1- 2	HOME	1- 0	0- 0	5- 0				
4- 5	0- 0	0- 3	AWAY	0- 0	1- 0	3- 2				
0- 0	0- 0	0- 0	NEUTRAL	0- 0	0- 0	0- 0				

RPI 1-25				RPI 26-50				RPI 51-100				RPI 101+			
RPI	S	Opponent	Score	RPI	S	Opponent	Score	RPI	S	Opponent	Score	RPI	S	Opponent	Score
23	A	Kentucky	39 86	30	A	Western Ky.	60 71	53	H	Rice	62 51	103	A	UAB	83 75
				30	H	Western Ky.	56 60	60	N	Boston College	84 68	113	A	Wake Forest	77 65
				33	A	Old Dominion	51 54	89	H	Fordham	51 76	124	H	Richmond	78 59
				33	H	Old Dominion	63 59					141	A	Davidson	75 64
				45	A	Middle Tenn.	59 83					157	H	Gardner-Webb	74 49
				45	H	Middle Tenn.	74 79					170	N	Tulane	60 56
												186	H	Delaware	61 57
												202	A	Fla. Atlantic	44 65
												204	A	Southern Miss.	59 55
												204	H	Southern Miss.	63 59
												220	A	UTEP	76 82
												237	H	North Texas	72 59
												242	A	East Carolina	59 47
												251	H	Marshall	52 46
												263	H	Louisiana Tech	55 37
												310	A	FIU	64 50
												310	H	FIU	49 31
												317	H	UMES	64 44
												321	A	UTSA	67 47
LAST 10 Division I															
				45	H	Middle Tenn.	74 79	53	H	Rice	62 51				
				30	A	Western Ky.	60 71	237	H	North Texas	72 59				
				310	H	FIU	49 31	321	A	UTSA	67 47				
				204	A	Southern Miss.	59 55	220	A	UTEP	76 82				
				33	H	Old Dominion	63 59	204	H	Southern Miss.	63 59				

Non-Div I Games:

Charlotte

■ Loss,
■ Non-Conf,
■ S Site,
■ H Home
■ A Away
N Neutral

Average RPI Win: 234		WON-LOST	WINNING	LAST 10	STRENGTH OF	OPP. STRENGTH	TEAM	ADJ.	CONF.	ADJ CONF.
Average RPI Loss: 142		RECORD	PCT. RANK	GAMES	SCHEDULE	OF SCHEDULE	RPI	RPI	RPI	RPI
DIV. I ONLY		11- 18	248	7-3	121	218	207	207	27	27
DIV. I NON-CONF.		1- 13	337	0	9	77	207	207	21	21
TOTALS	RPI 1-25		RPI 26-50		W-L RECORDS		RPI 51-100		RPI 101-150	RPI 150+
11- 18	0- 2		0- 3		OVERALL		1- 4		1- 2	9- 7
6- 7	0- 0		0- 2		HOME		0- 1		1- 1	5- 3
5- 10	0- 2		0- 1		AWAY		1- 3		0- 1	4- 3
0- 1	0- 0		0- 0		NEUTRAL		0- 0		0- 0	0- 1
1- 13	0- 2		0- 3		NON-CONFERENCE		1- 4		0- 1	0- 3
0- 6	0- 0		0- 2		HOME		0- 1		0- 1	0- 2
1- 7	0- 2		0- 1		AWAY		1- 3		0- 0	0- 1
0- 0	0- 0		0- 0		NEUTRAL		0- 0		0- 0	0- 0
10- 5	0- 0		0- 0		CONFERENCE		0- 0		1- 1	9- 4
6- 1	0- 0		0- 0		HOME		0- 0		1- 0	5- 1
4- 3	0- 0		0- 0		AWAY		0- 0		0- 1	4- 2
0- 1	0- 0		0- 0		NEUTRAL		0- 0		0- 0	0- 1

RPI 1-25					RPI 26-50					RPI 51-100					RPI 101+					Team's RPI: 207	
RPI	S	Opponent	Score		RPI	S	Opponent	Score		RPI	S	Opponent	Score		RPI	S	Opponent	Score			
7	A	Louisville	37	86	42	H	Troy	51	90	56	A	Belmont	50	63	137	A	UNC Greensboro	41	49		
21	A	NC State	38	74	44	H	Purdue	34	66	70	A	South Dakota St.	56	71	137	H	UNC Greensboro	74	59		
					48	A	UT Martin	51	78	72	A	Cincinnati	53	72	140	H	Hampton	55	84		
										85	H	Ohio	58	70	161	A	Samford	46	60		
										99	A	Liberty	71	54	161	H	Samford	64	58		
															171	H	Austin Peay	49	50		
															197	A	Furman	69	63		
															197	H	Furman	60	52		
															225	H	Northern Colo.	42	59		
															270	A	Wofford	51	49		
															270	H	Wofford	80	76		
															287	A	ETSU	91	82		
															287	H	ETSU	69	65		
															290	A	Eastern Ky.	65	71		
															324	A	Mercer	48	55		
															324	H	Mercer	58	52		
															324	N	Mercer	55	63		
															342	A	Western Caro.	59	52		
															342	H	Western Caro.	53	61		
LAST 10 Division I																					
					324	N	Mercer	55	63	197	A	Furman	69	63							
					287	H	ETSU	69	65	342	H	Western Caro.	53	61							
					161	H	Samford	64	58	137	H	UNC Greensboro	74	59							
					324	H	Mercer	58	52	287	A	ETSU	91	82							
					270	A	Wofford	51	49	324	A	Mercer	48	55							

Non-Div I Games:

Chattanooga

Loss, Non-Conf, S Site, H Home A Away N Neutral

Average RPI Win:	241	WON-LOST	WINNING	LAST 10	STRENGTH OF	OPP. STRENGTH	TEAM	ADJ.	CONF.	ADJ CONF.
Average RPI Loss:	233	RECORD	PCT. RANK	GAMES	SCHEDULE	OF SCHEDULE	RPI	RPI	RPI	RPI
DIV. I ONLY	1- 26	350	1-9	308	320	349	349	31	31	
DIV. I NON-CONF.	0- 13	338	0	274	247	343	343	32	32	
TOTALS	RPI 1-25	RPI 26-50	W-L RECORDS	RPI 51-100	RPI 101-150	RPI 150+				
1- 26	0- 0	0- 1	OVERALL	0- 0	0- 4	1- 21				
0- 12	0- 0	0- 1	HOME	0- 0	0- 1	0- 10				
1- 13	0- 0	0- 0	AWAY	0- 0	0- 3	1- 10				
0- 1	0- 0	0- 0	NEUTRAL	0- 0	0- 0	0- 1				
0- 13	0- 0	0- 1	NON-CONFERENCE	0- 0	0- 4	0- 8				
0- 6	0- 0	0- 1	HOME	0- 0	0- 1	0- 4				
0- 6	0- 0	0- 0	AWAY	0- 0	0- 3	0- 3				
0- 1	0- 0	0- 0	NEUTRAL	0- 0	0- 0	0- 1				
1- 13	0- 0	0- 0	CONFERENCE	0- 0	0- 0	1- 13				
0- 6	0- 0	0- 0	HOME	0- 0	0- 0	0- 6				
1- 7	0- 0	0- 0	AWAY	0- 0	0- 0	1- 7				
0- 0	0- 0	0- 0	NEUTRAL	0- 0	0- 0	0- 0				

RPI S	Opponent	Score	RPI S	Opponent	Score	RPI S	Opponent	Score	RPI S	Opponent	Score	Team's RPI: 349
28	H Arizona	50 82							102	A UT Arlington	53 84	
									119	H Green Bay	46 102	
									135	A Valparaiso	49 95	
									143	A Western Mich.	69 90	
									152	H Loyola Chicago	53 98	
									200	A UMKC	57 73	
									200	H UMKC	50 85	
									203	A Illinois	66 96	
									205	H Western Ill.	78 88	
									235	A Nevada	60 80	
									241	A CSU Bakersfield	60 58	
									241	H CSU Bakersfield	51 58	
									245	N UC Santa Barbara	65 96	
									248	A Grand Canyon	49 69	
									248	H Grand Canyon	57 68	
									284	A California Baptist	68 103	
									284	H California Baptist	65 80	
									286	H Oakland	70 98	
									291	A Utah Valley	58 89	
									300	A UTRGV	68 77	
									300	H UTRGV	67 87	
									306	A Seattle U	51 80	
									313	A New Mexico St.	56 80	
									313	H New Mexico St.	60 73	
									330	A Evansville	42 76	
									341	H UIC	61 73	
LAST 10 Division I												
200	H UMKC	50 85	313	A New Mexico St.	56 80							
284	A California Baptist	68 103	200	A UMKC	57 73							
248	H Grand Canyon	57 68	284	H California Baptist	65 80							
241	H CSU Bakersfield	51 58	241	A CSU Bakersfield	60 58							
300	A UTRGV	68 77	248	A Grand Canyon	49 69							

Non-Div I Games:

Chicago St.

■ Loss,
■ Non-Conf,
■ S Site,
■ H Home
■ A Away
N Neutral

Average RPI Win:	186	WON-LOST	WINNING	LAST 10	STRENGTH OF	OPP. STRENGTH	TEAM	ADJ.	CONF.	ADJ CONF.
Average RPI Loss:	49	RECORD	PCT. RANK	GAMES	SCHEDULE	OF SCHEDULE	RPI	RPI	RPI	RPI
DIV. I ONLY	21- 9	62	8-2	119	70	72	72	9	9	
DIV. I NON-CONF.	9- 4	84	0	196	41	128	128	9	9	
TOTALS	RPI 1-25	RPI 26-50	W-L RECORDS	RPI 51-100	RPI 101-150	RPI 150+				
21- 9	0- 4	1- 2	OVERALL	3- 2	2- 0	15- 1				
14- 3	0- 2	1- 0	HOME	2- 1	2- 0	9- 0				
6- 4	0- 1	0- 1	AWAY	1- 1	0- 0	5- 1				
1- 2	0- 1	0- 1	NEUTRAL	0- 0	0- 0	1- 0				
9- 4	0- 2	0- 1	NON-CONFERENCE	2- 1	1- 0	6- 0				
7- 2	0- 1	0- 0	HOME	1- 1	1- 0	5- 0				
2- 0	0- 0	0- 0	AWAY	1- 0	0- 0	1- 0				
0- 2	0- 1	0- 1	NEUTRAL	0- 0	0- 0	0- 0				
12- 5	0- 2	1- 1	CONFERENCE	1- 1	1- 0	9- 1				
7- 1	0- 1	1- 0	HOME	1- 0	1- 0	4- 0				
4- 4	0- 1	0- 1	AWAY	0- 1	0- 0	4- 1				
1- 0	0- 0	0- 0	NEUTRAL	0- 0	0- 0	1- 0				

RPI 1-25				RPI 26-50				RPI 51-100 Team's RPI: 72				RPI 101+			
RPI	S	Opponent	Score	RPI	S	Opponent	Score	RPI	S	Opponent	Score	RPI	S	Opponent	Score
5	A	UConn	50 80	35	A	UCF	42 49	58	H	Ball St.	63 56	106	H	Utah	68 62
5	H	UConn	58 105	35	H	UCF	81 64	62	A	South Fla.	68 76	116	H	Temple	86 81
15	N	Iowa	61 69	46	N	Bucknell	48 56	62	H	South Fla.	60 55	167	A	Wichita St.	75 54
16	H	Ohio St.	73 78					84	H	Saint Louis	50 60	170	A	Tulane	59 64
								88	A	VCU	58 56	170	H	Tulane	87 63
												196	A	Memphis	73 66
												196	N	Memphis	94 52
												207	H	Chattanooga	72 53
												215	A	Houston	74 65
												215	H	Houston	85 66
												226	H	Miami (OH)	98 68
												229	A	SMU	73 58
												234	H	Alabama A&M	62 47
												242	H	East Carolina	76 53
												259	H	Tulsa	78 53
												266	A	Xavier	85 78
												285	H	Pittsburgh	69 53
												335	H	Coppin St.	86 40
LAST 10 Division I															
196	N	Memphis	94 52	215	A	Houston	74 65								
242	H	East Carolina	76 53	35	A	UCF	42 49								
167	A	Wichita St.	75 54	259	H	Tulsa	78 53								
5	H	UConn	58 105	229	A	SMU	73 58								
170	H	Tulane	87 63	62	H	South Fla.	60 55								

Non-Div I Games:

Cincinnati

■ Loss,
 ■ Non-Conf,
 ■ S Site,
 ■ Home
 ■ A Away
 N Neutral

Average RPI Win:	215	WON-LOST	WINNING	LAST 10	STRENGTH OF	OPP. STRENGTH	TEAM	ADJ.	CONF.	ADJ CONF.
Average RPI Loss:	86	RECORD	PCT. RANK	GAMES	SCHEDULE	OF SCHEDULE	RPI	RPI	RPI	RPI
DIV. I ONLY	8- 23	307	1-9	67	63	221	221	5	5	
DIV. I NON-CONF.	4- 7	225	0	135	164	227	227	4	4	
TOTALS	RPI 1-25	RPI 26-50	W-L RECORDS	RPI 51-100	RPI 101-150	RPI 150+				
8- 23	0- 5	1- 3	OVERALL	0- 7	2- 5	5- 3				
4- 11	0- 3	1- 1	HOME	0- 3	0- 2	3- 2				
2- 10	0- 1	0- 2	AWAY	0- 3	1- 3	1- 1				
2- 2	0- 1	0- 0	NEUTRAL	0- 1	1- 0	1- 0				
4- 7	0- 3	0- 0	NON-CONFERENCE	0- 1	0- 0	4- 3				
2- 4	0- 1	0- 0	HOME	0- 1	0- 0	2- 2				
1- 2	0- 1	0- 0	AWAY	0- 0	0- 0	1- 1				
1- 1	0- 1	0- 0	NEUTRAL	0- 0	0- 0	1- 0				
4- 16	0- 2	1- 3	CONFERENCE	0- 6	2- 5	1- 0				
2- 7	0- 2	1- 1	HOME	0- 2	0- 2	1- 0				
1- 8	0- 0	0- 2	AWAY	0- 3	1- 3	0- 0				
1- 1	0- 0	0- 0	NEUTRAL	0- 1	1- 0	0- 0				

RPI 1-25				RPI 26-50				RPI 51-100				RPI 101+ Team's RPI: 221			
RPI	S	Opponent	Score	RPI	S	Opponent	Score	RPI	S	Opponent	Score	RPI	S	Opponent	Score
1	H	South Carolina	48 84	26	H	Duke	62 58	60	H	Boston College	68 70	113	A	Wake Forest	58 63
3	N	Maryland	44 63	27	A	Florida St.	54 81	60	N	Boston College	73 85	113	H	Wake Forest	52 66
7	H	Louisville	50 75	27	H	Florida St.	64 81	71	H	Alabama	54 67	117	A	Miami (FL)	64 68
15	A	Iowa	60 74	38	A	Virginia Tech	50 71	74	A	Virginia	54 70	117	H	Miami (FL)	48 63
21	H	NC State	60 79					78	A	Georgia Tech	47 49	117	N	Miami (FL)	71 56
								78	H	Georgia Tech	44 56	121	A	Notre Dame	71 55
								100	A	Syracuse	46 59	150	A	North Carolina	72 86
												160	H	N.C. A&T	74 82
												197	H	Furman	77 71
												219	A	Penn St.	55 68
												285	H	Pittsburgh	75 67
												320	H	Navy	52 65
												323	N	Alcorn	77 46
												324	A	Mercer	65 61
												326	H	Alabama St.	76 43
LAST 10 Division I															
		60 N Boston College	73 85			117 H Miami (FL)	48 63								
		117 N Miami (FL)	71 56			113 H Wake Forest	52 66								
		78 H Georgia Tech	44 56			60 H Boston College	68 70								
		27 A Florida St.	54 81			74 A Virginia	54 70								
		100 A Syracuse	46 59			150 A North Carolina	72 86								

Non-Div I Games:

Clemson

■ Loss,
■ Non-Conf,
■ S Site,
■ H Home
■ A Away
N Neutral

Cleveland St.

Through Games Of March 7, 2020

Average RPI Win:	273	WON-LOST	WINNING	LAST 10	STRENGTH OF	OPP. STRENGTH	TEAM	ADJ.	CONF.	ADJ CONF.
Average RPI Loss:	178	RECORD	PCT. RANK	GAMES	SCHEDULE	OF SCHEDULE	RPI	RPI	RPI	RPI
DIV. I ONLY	19- 10	78	6-4	349	256	189	189	22	22	
DIV. I NON-CONF.	8- 1	26	0	351	264	183	183	22	22	
TOTALS	RPI 1-25	RPI 26-50	W-L RECORDS	RPI 51-100	RPI 101-150	RPI 150+				
19- 10	0- 0	0- 0	OVERALL	0- 2	0- 2	19- 6				
8- 3	0- 0	0- 0	HOME	0- 1	0- 1	8- 1				
11- 7	0- 0	0- 0	AWAY	0- 1	0- 1	11- 5				
0- 0	0- 0	0- 0	NEUTRAL	0- 0	0- 0	0- 0				
8- 1	0- 0	0- 0	NON-CONFERENCE	0- 0	0- 0	8- 1				
1- 0	0- 0	0- 0	HOME	0- 0	0- 0	1- 0				
7- 1	0- 0	0- 0	AWAY	0- 0	0- 0	7- 1				
0- 0	0- 0	0- 0	NEUTRAL	0- 0	0- 0	0- 0				
11- 9	0- 0	0- 0	CONFERENCE	0- 2	0- 2	11- 5				
7- 3	0- 0	0- 0	HOME	0- 1	0- 1	7- 1				
4- 6	0- 0	0- 0	AWAY	0- 1	0- 1	4- 4				
0- 0	0- 0	0- 0	NEUTRAL	0- 0	0- 0	0- 0				

RPI S	Opponent	Score	RPI S	Opponent	Score	RPI S	Opponent	Score	RPI S	Opponent	Score	Team's RPI: 189
						77	A IUPUI	48 58	119	A Green Bay	51 81	
						77	H IUPUI	53 78	119	H Green Bay	54 74	
									164	H Akron	66 62	
									165	A Wright St.	63 52	
									165	A Wright St.	62 78	
									165	H Wright St.	73 75	
									179	A Northern Ky.	73 68	
									179	H Northern Ky.	66 62	
									216	A Milwaukee	57 61	
									216	H Milwaukee	58 49	
									252	A Bowling Green	62 89	
									261	A Youngstown St.	72 84	
									261	H Youngstown St.	60 52	
									261	H Youngstown St.	84 48	
									277	A Delaware St.	57 49	
									286	A Oakland	79 58	
									286	H Oakland	83 64	
									287	A ETSU	62 54	
									296	A St. Bonaventure	65 62	
									309	A Omaha	79 66	
									328	A Hofstra	61 51	
									332	A Detroit Mercy	59 70	
									332	H Detroit Mercy	68 63	
									333	A LIU Brooklyn	79 49	
									341	A UIC	83 43	
									341	H UIC	84 44	
LAST 10 Division I												
			165	A Wright St.	63 52		286	H Oakland	83 64			
			261	H Youngstown St.	84 48		261	A Youngstown St.	72 84			
			216	A Milwaukee	57 61		165	H Wright St.	73 75			
			119	A Green Bay	51 81		179	H Northern Ky.	66 62			
			332	H Detroit Mercy	68 63		341	A UIC	83 43			

Non-Div I Games: Davis & Elkins 110 41 Lake Erie 95 49

Cleveland St.

Loss, Non-Conf, S Site, H Home A Away N Neutral

RPI	S	Opponent	Score
342	A	Western Caro.	68 61

C
l
e
v
e
l
a
n
d
S
t
.

C
l
e
v
e
l
a
n
d
S
t
.

Cleveland St.

Season Summary				Through Games of March 7, 2018						
Average RPI Win:	240	WON-LOST	WINNING	LAST 10	STRENGTH OF	OPP. STRENGTH	TEAM	ADJ.	CONF.	ADJ CONF.
Average RPI Loss:	156	RECORD	PCT. RANK	GAMES	SCHEDULE	OF SCHEDULE	RPI	RPI	RPI	RPI
DIV. I ONLY	23- 4	18	9-1	310	262	96	96	21	21	
DIV. I NON-CONF.	8- 1	26	0	342	322	160	160	19	19	

TOTALS	RPI 1-25		RPI 26-50		W-L RECORDS		RPI 51-100		RPI 101-150	RPI 150+
23- 4	0- 0		1- 1		OVERALL		0- 0		3- 1	19- 2
12- 2	0- 0		1- 0		HOME		0- 0		2- 1	9- 1
10- 2	0- 0		0- 1		AWAY		0- 0		1- 0	9- 1
1- 0	0- 0		0- 0		NEUTRAL		0- 0		0- 0	1- 0
8- 1	0- 0		0- 0		NON-CONFERENCE		0- 0		1- 1	7- 0
4- 1	0- 0		0- 0		HOME		0- 0		1- 1	3- 0
3- 0	0- 0		0- 0		AWAY		0- 0		0- 0	3- 0
1- 0	0- 0		0- 0		NEUTRAL		0- 0		0- 0	1- 0
15- 3	0- 0		1- 1		CONFERENCE		0- 0		2- 0	12- 2
8- 1	0- 0		1- 0		HOME		0- 0		1- 0	6- 1
7- 2	0- 0		0- 1		AWAY		0- 0		1- 0	6- 1
0- 0	0- 0		0- 0		NEUTRAL		0- 0		0- 0	0- 0

[illegible]

Non-Div I Games:	UNC Pembroke	86	44	Wesleyan (GA)	132	32
------------------	--------------	----	----	---------------	-----	----

Coastal Caro.

Loss, Non-Conf, S Site, H Home A Away N Neutral

Average RPI Win:	258	WON-LOST	WINNING	LAST 10	STRENGTH OF	OPP. STRENGTH	TEAM	ADJ.	CONF.	ADJ CONF.
Average RPI Loss:	153	RECORD	PCT. RANK	GAMES	SCHEDULE	OF SCHEDULE	RPI	RPI	RPI	RPI
DIV. I ONLY	12- 16	216	3-7	300	187	260	260	14	14	
DIV. I NON-CONF.	6- 4	123	0	345	342	260	260	13	13	
TOTALS	RPI 1-25	RPI 26-50	W-L RECORDS	RPI 51-100	RPI 101-150	RPI 150+				
12- 16	0- 0	1- 3	OVERALL	0- 0	1- 5	10- 8				
7- 6	0- 0	1- 1	HOME	0- 0	1- 2	5- 3				
5- 10	0- 0	0- 2	AWAY	0- 0	0- 3	5- 5				
0- 0	0- 0	0- 0	NEUTRAL	0- 0	0- 0	0- 0				
6- 4	0- 0	0- 0	NON-CONFERENCE	0- 0	0- 2	6- 2				
2- 2	0- 0	0- 0	HOME	0- 0	0- 1	2- 1				
4- 2	0- 0	0- 0	AWAY	0- 0	0- 1	4- 1				
0- 0	0- 0	0- 0	NEUTRAL	0- 0	0- 0	0- 0				
6- 12	0- 0	1- 3	CONFERENCE	0- 0	1- 3	4- 6				
5- 4	0- 0	1- 1	HOME	0- 0	1- 1	3- 2				
1- 8	0- 0	0- 2	AWAY	0- 0	0- 2	1- 4				
0- 0	0- 0	0- 0	NEUTRAL	0- 0	0- 0	0- 0				

RPI 1-25				RPI 26-50				RPI 51-100				RPI 101+				Team's RPI: 260	
RPI	S	Opponent	Score	RPI	S	Opponent	Score	RPI	S	Opponent	Score	RPI	S	Opponent	Score		
				29	A	James Madison	50 81					104	A	William & Mary	60 85		
				29	H	James Madison	53 87					104	H	William & Mary	74 80		
				39	A	Drexel	60 72					113	A	Wake Forest	50 106		
				39	H	Drexel	73 59					137	H	UNC Greensboro	56 69		
												147	A	Northeastern	68 72		
												147	H	Northeastern	66 61		
												173	A	Elon	48 90		
												173	H	Elon	57 85		
												177	A	High Point	79 70		
												186	A	Delaware	54 63		
												186	H	Delaware	84 73		
												193	A	Towson	72 83		
												193	H	Towson	62 79		
												249	H	George Mason	61 72		
												274	A	UNCW	50 74		
												274	H	UNCW	67 63		
												282	A	Winthrop	84 73		
												295	H	N.C. Central	85 78		
												301	A	Presbyterian	54 58		
												328	A	Hofstra	63 60		
												328	H	Hofstra	67 63		
												342	H	Western Caro.	73 62		
												343	A	Charleston So.	79 70		
												350	A	South Carolina St.	76 55		
LAST 10 Division I																	
				39	A	Drexel	60 72					193	A	Towson	72 83		
				186	A	Delaware	54 63					29	A	James Madison	50 81		
				147	H	Northeastern	66 61					173	H	Elon	57 85		
				328	H	Hofstra	67 63					104	H	William & Mary	74 80		
				274	A	UNCW	50 74					328	A	Hofstra	63 60		

Non-Div I Games: Coker 82 57

Col. of Charleston

■ Loss,
 ■ Non-Conf,
 ■ S Site,
 ■ Home
 ■ A Away
 N Neutral

Colgate

Through Games Of March 7, 2020

Average RPI Win:	228	WON-LOST	WINNING	LAST 10	STRENGTH OF	OPP. STRENGTH	TEAM	ADJ.	CONF.	ADJ CONF.
Average RPI Loss:	115	RECORD	PCT. RANK	GAMES	SCHEDULE	OF SCHEDULE	RPI	RPI	RPI	RPI
DIV. I ONLY	19- 10	78	5-5	208	162	111	111	16	16	
DIV. I NON-CONF.	8- 3	68	0	245	168	90	90	15	15	
TOTALS	RPI 1-25	RPI 26-50	W-L RECORDS	RPI 51-100	RPI 101-150	RPI 150+				
19- 10	0- 1	0- 2	OVERALL	1- 2	4- 2	14- 3				
11- 3	0- 0	0- 1	HOME	1- 0	1- 2	9- 0				
8- 7	0- 1	0- 1	AWAY	0- 2	3- 0	5- 3				
0- 0	0- 0	0- 0	NEUTRAL	0- 0	0- 0	0- 0				
8- 3	0- 1	0- 0	NON-CONFERENCE	1- 2	0- 0	7- 0				
5- 0	0- 0	0- 0	HOME	1- 0	0- 0	4- 0				
3- 3	0- 1	0- 0	AWAY	0- 2	0- 0	3- 0				
0- 0	0- 0	0- 0	NEUTRAL	0- 0	0- 0	0- 0				
11- 7	0- 0	0- 2	CONFERENCE	0- 0	4- 2	7- 3				
6- 3	0- 0	0- 1	HOME	0- 0	1- 2	5- 0				
5- 4	0- 0	0- 1	AWAY	0- 0	3- 0	2- 3				
0- 0	0- 0	0- 0	NEUTRAL	0- 0	0- 0	0- 0				

RPI 1-25				RPI 26-50				RPI 51-100				RPI 101+				Team's RPI: 111	
RPI	S	Opponent	Score	RPI	S	Opponent	Score	RPI	S	Opponent	Score	RPI	S	Opponent	Score		
12	A	Northwestern	44 73	46	A	Bucknell	43 66	52	H	Yale	70 67	122	A	Lehigh	82 73		
				46	H	Bucknell	65 76	71	A	Alabama	52 72	122	H	Lehigh	70 86		
								84	A	Saint Louis	51 61	128	A	Holy Cross	80 69		
												128	H	Holy Cross	71 60		
												131	A	Boston U.	70 61		
												131	H	Boston U.	58 60		
												159	A	Lafayette	39 55		
												159	H	Lafayette	73 52		
												191	A	Cornell	62 58		
												201	A	American	61 63		
												201	H	American	63 62		
												209	H	UMass Lowell	73 51		
												273	A	Army West Point	67 81		
												273	H	Army West Point	100 93		
												278	H	Siena	88 51		
												279	A	Loyola Maryland	76 74		
												279	H	Loyola Maryland	79 70		
												289	H	Niagara	85 72		
												304	H	Wagner	74 58		
												320	A	Navy	65 53		
												320	H	Navy	80 55		
												331	A	NJIT	79 52		
												337	A	Canisius	90 69		
LAST 10 Division I																	
122	H	Lehigh	70 86	279	H	Loyola Maryland	79 70										
273	A	Army West Point	67 81	131	H	Boston U.	58 60										
46	H	Bucknell	65 76	320	A	Navy	65 53										
128	A	Holy Cross	80 69	128	H	Holy Cross	71 60										
122	A	Lehigh	82 73	159	A	Lafayette	39 55										

Non-Div I Games:

Colgate

■ Loss,
 ■ Non-Conf,
 ■ S Site,
 ■ H Home
 ■ A Away
 N Neutral

Average RPI Win:	170	WON-LOST	WINNING	LAST 10	STRENGTH OF	OPP. STRENGTH	TEAM	ADJ.	CONF.	ADJ CONF.
Average RPI Loss:	45	RECORD	PCT. RANK	GAMES	SCHEDULE	OF SCHEDULE	RPI	RPI	RPI	RPI
DIV. I ONLY	16- 14	154	2-8	57	16	94	94	1	1	
DIV. I NON-CONF.	11- 0	1	0	288	178	51	51	1	1	
TOTALS	RPI 1-25	RPI 26-50	W-L RECORDS	RPI 51-100	RPI 101-150	RPI 150+				
16- 14	0- 8	1- 1	OVERALL	1- 2	6- 3	8- 0				
9- 6	0- 4	1- 1	HOME	1- 0	3- 1	4- 0				
6- 7	0- 4	0- 0	AWAY	0- 1	2- 2	4- 0				
1- 1	0- 0	0- 0	NEUTRAL	0- 1	1- 0	0- 0				
11- 0	0- 0	0- 0	NON-CONFERENCE	0- 0	3- 0	8- 0				
6- 0	0- 0	0- 0	HOME	0- 0	2- 0	4- 0				
4- 0	0- 0	0- 0	AWAY	0- 0	0- 0	4- 0				
1- 0	0- 0	0- 0	NEUTRAL	0- 0	1- 0	0- 0				
5- 14	0- 8	1- 1	CONFERENCE	1- 2	3- 3	0- 0				
3- 6	0- 4	1- 1	HOME	1- 0	1- 1	0- 0				
2- 7	0- 4	0- 0	AWAY	0- 1	2- 2	0- 0				
0- 1	0- 0	0- 0	NEUTRAL	0- 1	0- 0	0- 0				

RPI 1-25				RPI 26-50				RPI 51-100 Team's RPI: 94				RPI 101+			
RPI	S	Opponent	Score	RPI	S	Opponent	Score	RPI	S	Opponent	Score	RPI	S	Opponent	Score
2	A	Oregon	46 104	28	H	Arizona	50 38	79	A	Southern California	55 66	103	N	UAB	77 69
2	H	Oregon	53 101	40	H	Arizona St.	59 65	79	H	Southern California	66 53	105	A	Washington St.	59 69
6	A	Stanford	68 76					79	N	Southern California	54 69	106	A	Utah	80 70
6	H	Stanford	66 69									106	H	Utah	69 84
13	A	UCLA	52 62									123	A	California	62 50
13	H	UCLA	62 65									123	H	California	64 57
19	A	Oregon St.	60 72									134	H	Texas Southern	74 50
19	H	Oregon St.	52 79									142	A	Washington	52 61
												149	H	Wisconsin	74 57
												158	H	Jacksonville	66 44
												162	A	Wyoming	66 56
												170	A	Tulane	62 52
												227	H	Denver	96 70
												266	A	Xavier	62 53
												276	H	Indiana St.	59 46
												292	A	Colorado St.	79 75
												331	H	NJIT	80 57
LAST 10 Division I															
79	N	Southern California	54 69	6	H	Stanford	66 69								
79	A	Southern California	55 66	123	H	California	64 57								
13	A	UCLA	52 62	142	A	Washington	52 61								
28	H	Arizona	50 38	105	A	Washington St.	59 69								
40	H	Arizona St.	59 65	2	H	Oregon	53 101								

Non-Div I Games:

Colorado

■ Loss,
 ■ Non-Conf,
 S Site,
 ■ Home
 ■ Away
 N Neutral

Colorado St.

Through Games Of March 7, 2020

Average RPI Win:	260	WON-LOST	WINNING	LAST 10	STRENGTH OF	OPP. STRENGTH	TEAM	ADJ.	CONF.	ADJ CONF.
Average RPI Loss:	171	RECORD	PCT. RANK	GAMES	SCHEDULE	OF SCHEDULE	RPI	RPI	RPI	RPI
DIV. I ONLY	10- 18	265	2-8	288	214	292	292	17	17	
DIV. I NON-CONF.	4- 5	195	0	311	278	280	280	20	20	
TOTALS	RPI 1-25	RPI 26-50	W-L RECORDS	RPI 51-100	RPI 101-150	RPI 150+				
10- 18	0- 0	0- 0	OVERALL	0- 5	0- 3	10- 10				
7- 7	0- 0	0- 0	HOME	0- 3	0- 1	7- 3				
3- 10	0- 0	0- 0	AWAY	0- 2	0- 2	3- 6				
0- 1	0- 0	0- 0	NEUTRAL	0- 0	0- 0	0- 1				
4- 5	0- 0	0- 0	NON-CONFERENCE	0- 2	0- 1	4- 2				
3- 2	0- 0	0- 0	HOME	0- 1	0- 0	3- 1				
1- 3	0- 0	0- 0	AWAY	0- 1	0- 1	1- 1				
0- 0	0- 0	0- 0	NEUTRAL	0- 0	0- 0	0- 0				
6- 13	0- 0	0- 0	CONFERENCE	0- 3	0- 2	6- 8				
4- 5	0- 0	0- 0	HOME	0- 2	0- 1	4- 2				
2- 7	0- 0	0- 0	AWAY	0- 1	0- 1	2- 5				
0- 1	0- 0	0- 0	NEUTRAL	0- 0	0- 0	0- 1				

RPI S	Opponent	Score	RPI S	Opponent	Score	RPI S	Opponent	Score	RPI S	Opponent	Score	Team's RPI: 292
						65	A Tennessee	41 79	108	A Idaho	54 61	
						69	A Fresno St.	53 55	145	A San Jose St.	64 69	
						69	H Fresno St.	61 79	145	H San Jose St.	53 58	
						82	H Boise St.	69 72	162	A Wyoming	56 49	
						94	H Colorado	75 79	162	H Wyoming	40 43	
									174	H Northern Ill.	75 80	
									217	A UNLV	52 56	
									217	H UNLV	60 56	
									225	A Northern Colo.	75 58	
									230	A New Mexico	62 73	
									235	A Nevada	63 74	
									235	H Nevada	75 70	
									244	A San Diego St.	49 59	
									244	H San Diego St.	61 64	
									259	A Tulsa	55 61	
									268	H Incarnate Word	75 47	
									271	A Air Force	44 49	
									271	H Air Force	60 40	
									271 N	Air Force	48 60	
									280	A Utah St.	67 61	
									280	H Utah St.	56 55	
									311	H UC Riverside	52 40	
									351	H Mississippi Val.	65 46	
LAST 10 Division I												
			271 N	Air Force	48 60	162	H Wyoming	40 43				
			271	A Air Force	44 49	280	A Utah St.	67 61				
			244	H San Diego St.	61 64	69	H Fresno St.	61 79				
			145	A San Jose St.	64 69	217	A UNLV	52 56				
			217	H UNLV	60 56	235	A Nevada	63 74				

Non-Div I Games: Western St. 56 47 Chadron St. 102 51

Colorado St.

Loss, Non-Conf, S Site, H Home A Away N Neutral

Average RPI Win:	196	WON-LOST	WINNING	LAST 10	STRENGTH OF	OPP. STRENGTH	TEAM	ADJ.	CONF.	ADJ CONF.
Average RPI Loss:	117	RECORD	PCT. RANK	GAMES	SCHEDULE	OF SCHEDULE	RPI	RPI	RPI	RPI
DIV. I ONLY	17- 10	98	6-4	189	109	118	118	7	7	
DIV. I NON-CONF.	9- 4	84	0	326	210	177	177	8	8	
TOTALS	RPI 1-25	RPI 26-50	W-L RECORDS	RPI 51-100	RPI 101-150	RPI 150+				
17- 10	0- 2	0- 0	OVERALL	2- 3	4- 2	11- 3				
10- 4	0- 1	0- 0	HOME	1- 2	2- 0	7- 1				
7- 6	0- 1	0- 0	AWAY	1- 1	2- 2	4- 2				
0- 0	0- 0	0- 0	NEUTRAL	0- 0	0- 0	0- 0				
9- 4	0- 0	0- 0	NON-CONFERENCE	1- 0	2- 2	6- 2				
6- 1	0- 0	0- 0	HOME	1- 0	1- 0	4- 1				
3- 3	0- 0	0- 0	AWAY	0- 0	1- 2	2- 1				
0- 0	0- 0	0- 0	NEUTRAL	0- 0	0- 0	0- 0				
8- 6	0- 2	0- 0	CONFERENCE	1- 3	2- 0	5- 1				
4- 3	0- 1	0- 0	HOME	0- 2	1- 0	3- 0				
4- 3	0- 1	0- 0	AWAY	1- 1	1- 0	2- 1				
0- 0	0- 0	0- 0	NEUTRAL	0- 0	0- 0	0- 0				

RPI 1-25				RPI 26-50				RPI 51-100				RPI 101+ Team's RPI: 118			
RPI	S	Opponent	Score	RPI	S	Opponent	Score	RPI	S	Opponent	Score	RPI	S	Opponent	Score
11	A	Princeton	55 77					52	A	Yale	74 65	110	A	Buffalo	75 82
11	H	Princeton	52 77					52	H	Yale	60 85	115	A	Robert Morris	61 59
								57	A	Penn	84 86	120	A	Harvard	62 57
								57	H	Penn	36 51	120	H	Harvard	89 64
								89	H	Fordham	70 51	127	A	Vanderbilt	51 72
												141	H	Davidson	63 60
												166	A	Dartmouth	62 50
												166	H	Dartmouth	73 63
												191	A	Cornell	77 80
												191	H	Cornell	76 66
												216	H	Milwaukee	74 46
												222	A	Brown	76 66
												222	H	Brown	74 60
												236	H	Saint Joseph's	57 71
												258	H	Georgetown	54 49
												273	A	Army West Point	71 62
												314	A	Albany (NY)	78 82
												324	H	Mercer	77 48
												331	H	NJIT	99 43
												334	A	Tennessee St.	75 65
LAST 10 Division I															
				57	H	Penn	36 51	222	A	Brown	76 66				
				11	H	Princeton	52 77	120	H	Harvard	89 64				
				166	A	Dartmouth	62 50	166	H	Dartmouth	73 63				
				120	A	Harvard	62 57	11	A	Princeton	55 77				
				52	A	Yale	74 65	57	A	Penn	84 86				

Non-Div I Games:

Columbia

■ Loss,
 ■ Non-Conf, S Site,
 ■ Home
 ■ Away
 N Neutral

Average RPI Win:	274	WON-LOST	WINNING	LAST 10	STRENGTH OF	OPP. STRENGTH	TEAM	ADJ.	CONF.	ADJ CONF.
Average RPI Loss:	204	RECORD	PCT. RANK	GAMES	SCHEDULE	OF SCHEDULE	RPI	RPI	RPI	RPI
DIV. I ONLY	3- 25	336	3-7	271	302	335	335	29	29	
DIV. I NON-CONF.	0- 12	338	0	116	182	318	318	29	29	
TOTALS	RPI 1-25	RPI 26-50	W-L RECORDS	RPI 51-100	RPI 101-150	RPI 150+				
3- 25	0- 0	0- 3	OVERALL	0- 3	0- 2	3- 17				
1- 9	0- 0	0- 0	HOME	0- 0	0- 0	1- 9				
2- 16	0- 0	0- 3	AWAY	0- 3	0- 2	2- 8				
0- 0	0- 0	0- 0	NEUTRAL	0- 0	0- 0	0- 0				
0- 12	0- 0	0- 3	NON-CONFERENCE	0- 3	0- 1	0- 5				
0- 2	0- 0	0- 0	HOME	0- 0	0- 0	0- 2				
0- 10	0- 0	0- 3	AWAY	0- 3	0- 1	0- 3				
0- 0	0- 0	0- 0	NEUTRAL	0- 0	0- 0	0- 0				
3- 13	0- 0	0- 0	CONFERENCE	0- 0	0- 1	3- 12				
1- 7	0- 0	0- 0	HOME	0- 0	0- 0	1- 7				
2- 6	0- 0	0- 0	AWAY	0- 0	0- 1	2- 5				
0- 0	0- 0	0- 0	NEUTRAL	0- 0	0- 0	0- 0				

RPI S	Opponent	Score	RPI S	Opponent	Score	RPI S	Opponent	Score	RPI S	Opponent	Score	Team's RPI: 335
32	A South Dakota	44 82	66	A West Virginia	47 82	109	A Bethune-Cookman	51 82				
43	A Dayton	48 78	70	A South Dakota St.	41 94	144	A George Washington	35 54				
47	A Rutgers	33 107	72	A Cincinnati	40 86	156	A Norfolk St.	57 55				
						156	H Norfolk St.	48 85				
						160	H N.C. A&T	38 84				
						194	A La Salle	46 79				
						232	A Morgan St.	42 68				
						232	H Morgan St.	42 47				
						251	A Marshall	47 60				
						262	A Howard	52 64				
						262	H Howard	54 66				
						277	A Delaware St.	55 72				
						277	H Delaware St.	65 72				
						289	H Niagara	67 82				
						295	H N.C. Central	44 58				
						297	A UMBC	48 71				
						317	A UMES	46 61				
						317	H UMES	66 63				
						318	H Saint Peter's	57 82				
						339	A Florida A&M	48 58				
						350	A South Carolina St.	61 42				
						350	H South Carolina St.	60 71				
LAST 10 Division I												
317	A UMES	46 61	317	H UMES	66 63							
232	A Morgan St.	42 68	295	H N.C. Central	44 58							
277	H Delaware St.	65 72	262	A Howard	52 64							
156	A Norfolk St.	57 55	277	A Delaware St.	55 72							
350	A South Carolina St.	61 42	262	H Howard	54 66							

Non-Div I Games:

Coppin St.

Average RPI Win:	246	WON-LOST	WINNING	LAST 10	STRENGTH OF	OPP. STRENGTH	TEAM	ADJ.	CONF.	ADJ CONF.
Average RPI Loss:	95	RECORD	PCT. RANK	GAMES	SCHEDULE	OF SCHEDULE	RPI	RPI	RPI	RPI
DIV. I ONLY	10- 16	246	1-9	96	134	191	191	7	7	
DIV. I NON-CONF.	7- 5	131	0	240	266	176	176	8	8	
TOTALS	RPI 1-25	RPI 26-50	W-L RECORDS	RPI 51-100	RPI 101-150	RPI 150+				
10- 16	0- 3	0- 0	OVERALL	0- 5	2- 4	8- 4				
5- 8	0- 1	0- 0	HOME	0- 2	1- 3	4- 2				
5- 8	0- 2	0- 0	AWAY	0- 3	1- 1	4- 2				
0- 0	0- 0	0- 0	NEUTRAL	0- 0	0- 0	0- 0				
7- 5	0- 1	0- 0	NON-CONFERENCE	0- 1	0- 2	7- 1				
3- 3	0- 0	0- 0	HOME	0- 0	0- 2	3- 1				
4- 2	0- 1	0- 0	AWAY	0- 1	0- 0	4- 0				
0- 0	0- 0	0- 0	NEUTRAL	0- 0	0- 0	0- 0				
3- 11	0- 2	0- 0	CONFERENCE	0- 4	2- 2	1- 3				
2- 5	0- 1	0- 0	HOME	0- 2	1- 1	1- 1				
1- 6	0- 1	0- 0	AWAY	0- 2	1- 1	0- 2				
0- 0	0- 0	0- 0	NEUTRAL	0- 0	0- 0	0- 0				

RPI 1-25				RPI 26-50				RPI 51-100				RPI 101+ Team's RPI: 191			
RPI	S	Opponent	Score	RPI	S	Opponent	Score	RPI	S	Opponent	Score	RPI	S	Opponent	Score
11	A	Princeton	29 60					52	A	Yale	51 65	111	H	Colgate	58 62
11	H	Princeton	50 69					52	H	Yale	67 74	118	A	Columbia	66 76
17	A	TCU	49 59					57	A	Penn	41 63	118	H	Columbia	80 77
								57	H	Penn	46 67	120	A	Harvard	55 47
								66	A	West Virginia	62 68	120	H	Harvard	58 73
												130	H	Duquesne	62 72
												163	H	Binghamton	56 59
												166	A	Dartmouth	79 82
												166	H	Dartmouth	65 67
												209	A	UMass Lowell	70 56
												222	A	Brown	73 77
												222	H	Brown	74 63
												277	A	Delaware St.	77 51
												287	H	ETSU	71 43
												289	H	Niagara	82 59
												296	A	St. Bonaventure	70 42
												314	A	Albany (NY)	71 51
												331	H	NJIT	68 44
LAST 10 Division I															
				11	H	Princeton	50 69	52	A	Yale	51 65				
				57	H	Penn	46 67	166	H	Dartmouth	65 67				
				120	A	Harvard	55 47	120	H	Harvard	58 73				
				166	A	Dartmouth	79 82	57	A	Penn	41 63				
				222	A	Brown	73 77	11	A	Princeton	29 60				

Non-Div I Games:

Cornell

■ Loss,
 ■ Non-Conf, S Site,
 ■ Home
 ■ Away
 N Neutral

Creighton

Through Games Of March 7, 2020

Average RPI Win: 150	WON-LOST	WINNING	LAST 10	STRENGTH OF	OPP. STRENGTH	TEAM	ADJ.	CONF.	ADJ CONF.
Average RPI Loss: 52	RECORD	PCT. RANK	GAMES	SCHEDULE	OF SCHEDULE	RPI	RPI	RPI	RPI
DIV. I ONLY	19- 11	92	6-4	62	60	51	51	6	6
DIV. I NON-CONF.	8- 3	68	0	49	29	21	21	6	6
TOTALS	RPI 1-25	RPI 26-50	W-L RECORDS	RPI 51-100	RPI 101-150	RPI 150+			
19- 11	2- 3	0- 2	OVERALL	7- 6	1- 0	9- 0			
10- 3	1- 1	0- 0	HOME	4- 2	0- 0	5- 0			
7- 7	1- 2	0- 2	AWAY	2- 3	0- 0	4- 0			
2- 1	0- 0	0- 0	NEUTRAL	1- 1	1- 0	0- 0			
8- 3	0- 1	0- 2	NON-CONFERENCE	4- 0	1- 0	3- 0			
4- 0	0- 0	0- 0	HOME	2- 0	0- 0	2- 0			
2- 3	0- 1	0- 2	AWAY	1- 0	0- 0	1- 0			
2- 0	0- 0	0- 0	NEUTRAL	1- 0	1- 0	0- 0			
11- 8	2- 2	0- 0	CONFERENCE	3- 6	0- 0	6- 0			
6- 3	1- 1	0- 0	HOME	2- 2	0- 0	3- 0			
5- 4	1- 1	0- 0	AWAY	1- 3	0- 0	3- 0			
0- 1	0- 0	0- 0	NEUTRAL	0- 1	0- 0	0- 0			

RPI S	Opponent	Score	RPI S	Opponent	Score	RPI S	Opponent	Score	RPI S	Opponent	Score
22	A DePaul	63 61	32	A South Dakota	65 72	55	A St. John's (NY)	58 63	116	N Temple	69 59
22	H DePaul	71 74	40	A Arizona St.	55 70	55	H St. John's (NY)	70 77	167	H Wichita St.	56 46
24	A Marquette	50 52				55	N St. John's (NY)	54 70	187	A Providence	77 68
24	H Marquette	72 62				64	A Seton Hall	70 82	187	H Providence	72 63
25	A Drake	53 63				64	H Seton Hall	78 66	258	A Georgetown	65 56
						66	N West Virginia	82 75	258	H Georgetown	95 78
						68	H UNI	57 54	266	A Xavier	76 62
						70	H South Dakota St.	61 48	266	H Xavier	62 55
						79	A Villanova	58 42	267	H North Dakota St.	70 59
						79	H Villanova	67 47	309	A Omaha	67 54
						90	A Nebraska	79 74			
						98	A Butler	61 76			
						98	H Butler	67 73			
LAST 10 Division I											
55	N St. John's (NY)	54 70	64	H Seton Hall	78 66						
258	H Georgetown	95 78	55	H St. John's (NY)	70 77						
79	H Villanova	67 47	187	A Providence	77 68						
266	A Xavier	76 62	24	A Marquette	50 52						
98	A Butler	61 76	22	A DePaul	63 61						

Non-Div I Games:

Creighton

Loss, Non-Conf, S Site, H Home A Away N Neutral

Average RPI Win:	208	WON-LOST	WINNING	LAST 10	STRENGTH OF	OPP. STRENGTH	TEAM	ADJ.	CONF.	ADJ CONF.
Average RPI Loss:	114	RECORD	PCT. RANK	GAMES	SCHEDULE	OF SCHEDULE	RPI	RPI	RPI	RPI
DIV. I ONLY	10- 17	257	3-7	56	152	166	166	7	7	
DIV. I NON-CONF.	6- 7	182	0	142	288	157	157	8	8	
TOTALS	RPI 1-25	RPI 26-50	W-L RECORDS	RPI 51-100	RPI 101-150	RPI 150+				
10- 17	0- 3	0- 0	OVERALL	0- 4	1- 5	9- 5				
6- 6	0- 1	0- 0	HOME	0- 2	1- 1	5- 2				
4- 11	0- 2	0- 0	AWAY	0- 2	0- 4	4- 3				
0- 0	0- 0	0- 0	NEUTRAL	0- 0	0- 0	0- 0				
6- 7	0- 1	0- 0	NON-CONFERENCE	0- 0	0- 2	6- 4				
4- 1	0- 0	0- 0	HOME	0- 0	0- 0	4- 1				
2- 6	0- 1	0- 0	AWAY	0- 0	0- 2	2- 3				
0- 0	0- 0	0- 0	NEUTRAL	0- 0	0- 0	0- 0				
4- 10	0- 2	0- 0	CONFERENCE	0- 4	1- 3	3- 1				
2- 5	0- 1	0- 0	HOME	0- 2	1- 1	1- 1				
2- 5	0- 1	0- 0	AWAY	0- 2	0- 2	2- 0				
0- 0	0- 0	0- 0	NEUTRAL	0- 0	0- 0	0- 0				

RPI 1-25				RPI 26-50				RPI 51-100				RPI 101+ Team's RPI: 166			
RPI	S	Opponent	Score	RPI	S	Opponent	Score	RPI	S	Opponent	Score	RPI	S	Opponent	Score
11	A	Princeton	55 87					52	A	Yale	42 60	110	A	Buffalo	49 73
11	H	Princeton	34 66					52	H	Yale	47 67	118	A	Columbia	63 73
12	A	Northwestern	37 79					57	A	Penn	31 67	118	H	Columbia	50 62
								57	H	Penn	33 66	120	A	Harvard	49 64
												120	H	Harvard	63 62
												131	A	Boston U.	56 74
												152	A	Loyola Chicago	40 61
												168	H	Maine	57 41
												184	H	Merrimack	57 52
												188	A	Manhattan	58 70
												191	A	Cornell	67 65
												191	H	Cornell	82 79
												209	A	UMass Lowell	62 51
												222	A	Brown	72 58
												222	H	Brown	71 83
												228	A	Fairfield	52 51
												250	H	Texas St.	51 61
												264	H	New Hampshire	66 47
												279	A	Loyola Maryland	56 72
												307	H	Vermont	72 55
LAST 10 Division I															
222	A	Brown	72 58	57	A	Penn	31 67								
52	A	Yale	42 60	191	A	Cornell	67 65								
118	H	Columbia	50 62	118	A	Columbia	63 73								
191	H	Cornell	82 79	52	H	Yale	47 67								
11	A	Princeton	55 87	222	H	Brown	71 83								

Non-Div I Games:

Dartmouth

■ Loss,
 ■ Non-Conf,
 ■ S Site,
 ■ Home
 ■ A Away
 N Neutral

Davidson

Through Games Of March 7, 2020

Average RPI Win:	202	WON-LOST	WINNING	LAST 10	STRENGTH OF	OPP. STRENGTH	TEAM	ADJ.	CONF.	ADJ CONF.
Average RPI Loss:	112	RECORD	PCT. RANK	GAMES	SCHEDULE	OF SCHEDULE	RPI	RPI	RPI	RPI
DIV. I ONLY	15- 15	175	3-7	125	129	141	141	12	12	
DIV. I NON-CONF.	6- 6	164	0	160	144	120	120	12	12	
TOTALS	RPI 1-25	RPI 26-50	W-L RECORDS	RPI 51-100	RPI 101-150	RPI 150+				
15- 15	0- 0	0- 4	OVERALL	2- 4	2- 5	11- 2				
7- 5	0- 0	0- 1	HOME	1- 2	2- 1	4- 1				
7- 9	0- 0	0- 3	AWAY	1- 1	0- 4	6- 1				
1- 1	0- 0	0- 0	NEUTRAL	0- 1	0- 0	1- 0				
6- 6	0- 0	0- 3	NON-CONFERENCE	0- 1	0- 2	6- 0				
2- 1	0- 0	0- 0	HOME	0- 1	0- 0	2- 0				
3- 5	0- 0	0- 3	AWAY	0- 0	0- 2	3- 0				
1- 0	0- 0	0- 0	NEUTRAL	0- 0	0- 0	1- 0				
9- 9	0- 0	0- 1	CONFERENCE	2- 3	2- 3	5- 2				
5- 4	0- 0	0- 1	HOME	1- 1	2- 1	2- 1				
4- 4	0- 0	0- 0	AWAY	1- 1	0- 2	3- 1				
0- 1	0- 0	0- 0	NEUTRAL	0- 1	0- 0	0- 0				

RPI S	Opponent	Score	RPI S	Opponent	Score	RPI S	Opponent	Score	RPI S	Opponent	Score	Team's RPI: 141
26	A Duke	52 82	61	H Charlotte	64 75	118	A Columbia	60 63				
38	A Virginia Tech	68 88	84	A Saint Louis	65 58	124	A Richmond	57 69				
39	A Drexel	63 74	88	H VCU	51 55	130	H Duquesne	79 76				
43	H Dayton	49 55	88	N VCU	52 58	138	A Florida	50 55				
			89	A Fordham	46 47	144	H George Washington	62 55				
			89	H Fordham	74 62	148	A Massachusetts	48 61				
						148	H Massachusetts	62 70				
						177	A High Point	73 63				
						194	A La Salle	70 61				
						194	H La Salle	67 63				
						200	A UMKC	74 64				
						210	A Rhode Island	77 70				
						210	H Rhode Island	79 67				
						236	H Saint Joseph's	54 63				
						249	A George Mason	76 69				
						256	N UC Irvine	78 72				
						258	H Georgetown	66 52				
						287	A ETSU	75 60				
						296	A St. Bonaventure	56 68				
						342	H Western Caro.	101 51				
LAST 10 Division I												
88	N VCU	52 58	236	H Saint Joseph's	54 63							
194	H La Salle	67 63	130	H Duquesne	79 76							
88	H VCU	51 55	89	A Fordham	46 47							
194	A La Salle	70 61	296	A St. Bonaventure	56 68							
148	A Massachusetts	48 61	43	H Dayton	49 55							

Non-Div I Games: Newberry 75 46

Davidson

Loss, Non-Conf, S Site, H Home A Away N Neutral

Dayton

Through Games Of March 7, 2020

Average RPI Win:	174	WON-LOST	WINNING	LAST 10	STRENGTH OF	OPP. STRENGTH	TEAM	ADJ.	CONF.	ADJ CONF.
Average RPI Loss:	57	RECORD	PCT. RANK	GAMES	SCHEDULE	OF SCHEDULE	RPI	RPI	RPI	RPI
DIV. I ONLY	24- 8	40	9-1	97	75	43	43	12	12	
DIV. I NON-CONF.	7- 7	164	0	120	10	132	132	12	12	
TOTALS	RPI 1-25	RPI 26-50	W-L RECORDS	RPI 51-100	RPI 101-150	RPI 150+				
24- 8	0- 4	0- 0	OVERALL	5- 1	8- 3	11- 0				
13- 2	0- 2	0- 0	HOME	4- 0	3- 0	6- 0				
9- 3	0- 1	0- 0	AWAY	1- 1	5- 1	3- 0				
2- 3	0- 1	0- 0	NEUTRAL	0- 0	0- 2	2- 0				
7- 7	0- 4	0- 0	NON-CONFERENCE	0- 0	1- 3	6- 0				
3- 2	0- 2	0- 0	HOME	0- 0	0- 0	3- 0				
2- 2	0- 1	0- 0	AWAY	0- 0	1- 1	1- 0				
2- 3	0- 1	0- 0	NEUTRAL	0- 0	0- 2	2- 0				
17- 1	0- 0	0- 0	CONFERENCE	5- 1	7- 0	5- 0				
10- 0	0- 0	0- 0	HOME	4- 0	3- 0	3- 0				
7- 1	0- 0	0- 0	AWAY	1- 1	4- 0	2- 0				
0- 0	0- 0	0- 0	NEUTRAL	0- 0	0- 0	0- 0				

RPI 1-25				RPI 26-50				Team's RPI: 43				RPI 51-100				RPI 101+			
RPI	S	Opponent	Score	RPI	S	Opponent	Score	RPI	S	Opponent	Score	RPI	S	Opponent	Score	RPI	S	Opponent	Score
1	H	South Carolina	49 75									84	A	Saint Louis	78 66	110	A	Buffalo	59 67
5	H	UConn	37 75									84	H	Saint Louis	48 47	112	N	Auburn	74 76
9	N	Gonzaga	65 76									84	H	Saint Louis	58 50	113	N	Wake Forest	59 78
18	A	Central Mich.	80 81									88	H	VCU	72 67	124	A	Richmond	65 51
												89	A	Fordham	38 50	124	H	Richmond	79 68
												89	H	Fordham	48 44	130	H	Duquesne	54 41
																141	A	Davidson	55 49
																144	A	George Washington	66 50
																144	H	George Washington	50 44
																147	A	Northeastern	71 60
																148	A	Massachusetts	52 51
																168	N	Maine	78 49
																185	A	Toledo	60 42
																194	A	La Salle	98 58
																210	H	Rhode Island	71 60
																236	A	Saint Joseph's	59 44
																242	N	East Carolina	94 68
																246	H	Lipscomb	82 60
																249	H	George Mason	59 55
																283	H	Morehead St.	58 41
																296	H	St. Bonaventure	78 51
																335	H	Coppin St.	78 48
LAST 10 Division I																			
				84	H	Saint Louis	58 50					144	H	George Washington	50 44				
				124	H	Richmond	79 68					88	H	VCU	72 67				
				84	A	Saint Louis	78 66					148	A	Massachusetts	52 51				
				296	H	St. Bonaventure	78 51					210	H	Rhode Island	71 60				
				89	A	Fordham	38 50					141	A	Davidson	55 49				

Non-Div I Games:

Dayton

■ Loss,
■ Non-Conf, S Site,
■ Home
■ Away
N Neutral

Average RPI Win: 145	WON-LOST	WINNING	LAST 10	STRENGTH OF	OPP. STRENGTH	TEAM	ADJ.	CONF.	ADJ CONF.
Average RPI Loss: 36	RECORD	PCT. RANK	GAMES	SCHEDULE	OF SCHEDULE	RPI	RPI	RPI	RPI
DIV. I ONLY	26- 5	22	7-3	76	67	22	22	6	6
DIV. I NON-CONF.	10- 2	29	0	60	33	20	20	6	6
TOTALS	RPI 1-25	RPI 26-50	W-L RECORDS	RPI 51-100	RPI 101-150	RPI 150+			
26- 5	2- 3	1- 0	OVERALL	8- 2	3- 0	12- 0			
15- 2	1- 1	1- 0	HOME	4- 1	1- 0	8- 0			
11- 3	1- 2	0- 0	AWAY	4- 1	2- 0	4- 0			
0- 0	0- 0	0- 0	NEUTRAL	0- 0	0- 0	0- 0			
10- 2	1- 2	1- 0	NON-CONFERENCE	0- 0	3- 0	5- 0			
6- 1	0- 1	1- 0	HOME	0- 0	1- 0	4- 0			
4- 1	1- 1	0- 0	AWAY	0- 0	2- 0	1- 0			
0- 0	0- 0	0- 0	NEUTRAL	0- 0	0- 0	0- 0			
16- 3	1- 1	0- 0	CONFERENCE	8- 2	0- 0	7- 0			
9- 1	1- 0	0- 0	HOME	4- 1	0- 0	4- 0			
7- 2	0- 1	0- 0	AWAY	4- 1	0- 0	3- 0			
0- 0	0- 0	0- 0	NEUTRAL	0- 0	0- 0	0- 0			

RPI	S	Opponent	Score	RPI	S	Opponent	Score	RPI	S	Opponent	Score	RPI	S	Opponent	Score
5	H	UConn	74 84	39	H	Drexel	81 57	51	A	Creighton	74 71	117	H	Miami (FL)	89 83
12	A	Northwestern	70 68					51	H	Creighton	61 63	119	A	Green Bay	76 65
19	A	Oregon St.	77 98					55	A	St. John's (NY)	71 65	121	A	Notre Dame	105 94
24	A	Marquette	83 90					55	H	St. John's (NY)	74 69	152	A	Loyola Chicago	83 76
24	H	Marquette	89 71					64	A	Seton Hall	86 76	187	A	Providence	80 67
								64	H	Seton Hall	85 68	187	H	Providence	93 71
								79	A	Villanova	58 76	187	H	Providence	95 59
								79	H	Villanova	85 69	216	H	Milwaukee	94 65
								98	A	Butler	80 65	226	H	Miami (OH)	98 79
								98	H	Butler	89 60	243	H	Arkansas St.	109 64
												258	A	Georgetown	87 69
												258	H	Georgetown	92 66
												266	A	Xavier	91 68
												266	H	Xavier	97 65
												326	H	Alabama St.	105 76
LAST 10 Division I															
187	H	Providence	95 59	98	H	Butler	89 60								
24	A	Marquette	83 90	64	A	Seton Hall	86 76								
79	A	Villanova	58 76	55	A	St. John's (NY)	71 65								
258	A	Georgetown	87 69	187	H	Providence	93 71								
266	H	Xavier	97 65	51	H	Creighton	61 63								

Non-Div I Games:

DePaul

Delaware

Through Games Of March 7, 2020

Average RPI Win:	222	WON-LOST	WINNING	LAST 10	STRENGTH OF	OPP. STRENGTH	TEAM	ADJ.	CONF.	ADJ CONF.
Average RPI Loss:	121	RECORD	PCT. RANK	GAMES	SCHEDULE	OF SCHEDULE	RPI	RPI	RPI	RPI
DIV. I ONLY	12- 17	223	6-4	114	143	186	186	14	14	
DIV. I NON-CONF.	4- 7	225	0	77	124	153	153	13	13	
TOTALS	RPI 1-25	RPI 26-50	W-L RECORDS	RPI 51-100	RPI 101-150	RPI 150+				
12- 17	0- 1	0- 5	OVERALL	0- 1	2- 4	10- 6				
6- 7	0- 0	0- 2	HOME	0- 0	0- 3	6- 2				
5- 10	0- 1	0- 3	AWAY	0- 1	2- 1	3- 4				
1- 0	0- 0	0- 0	NEUTRAL	0- 0	0- 0	1- 0				
4- 7	0- 1	0- 1	NON-CONFERENCE	0- 1	1- 1	3- 3				
1- 3	0- 0	0- 0	HOME	0- 0	0- 1	1- 2				
2- 4	0- 1	0- 1	AWAY	0- 1	1- 0	1- 1				
1- 0	0- 0	0- 0	NEUTRAL	0- 0	0- 0	1- 0				
8- 10	0- 0	0- 4	CONFERENCE	0- 0	1- 3	7- 3				
5- 4	0- 0	0- 2	HOME	0- 0	0- 2	5- 0				
3- 6	0- 0	0- 2	AWAY	0- 0	1- 1	2- 3				
0- 0	0- 0	0- 0	NEUTRAL	0- 0	0- 0	0- 0				

RPI	S	Opponent	Score	RPI	S	Opponent	Score	RPI	S	Opponent	Score	RPI	S	Opponent	Score	Team's RPI: 186
3	A	Maryland	55 99	29	A	James Madison	64 69	61	A	Charlotte	57 61	104	A	William & Mary	58 68	
				29	H	James Madison	39 60					104	H	William & Mary	60 78	
				35	A	UCF	49 75					115	A	Robert Morris	73 62	
				39	A	Drexel	59 63					144	H	George Washington	49 63	
				39	H	Drexel	32 52					147	A	Northeastern	81 69	
												147	H	Northeastern	62 72	
												157	A	Gardner-Webb	65 67	
												168	H	Maine	56 69	
												173	A	Elon	65 56	
												173	H	Elon	73 60	
												192	N	Santa Clara	81 80	
												193	A	Towson	66 76	
												193	H	Towson	69 62	
												231	A	Cal St. Fullerton	72 55	
												249	H	George Mason	63 44	
												260	A	Col. of Charleston	73 84	
												260	H	Col. of Charleston	63 54	
												274	A	UNCW	65 71	
												274	H	UNCW	61 57	
												277	H	Delaware St.	64 67	
												328	A	Hofstra	77 67	
												328	H	Hofstra	80 59	
LAST 10 Division I																
				274	H	UNCW	61 57					173	H	Elon	73 60	
				260	H	Col. of Charleston	63 54					39	H	Drexel	32 52	
				29	A	James Madison	64 69					328	A	Hofstra	77 67	
				193	A	Towson	66 76					147	A	Northeastern	81 69	
				104	H	William & Mary	60 78					193	H	Towson	69 62	

Non-Div I Games:

Delaware

Loss, Non-Conf, S Site, H Home A Away N Neutral

[illegible]

Delaware St.

Denver				Through Games Of March 7, 2020						
Average RPI Win:	243	WON-LOST	WINNING	LAST 10	STRENGTH OF	OPP. STRENGTH	TEAM	ADJ.	CONF.	ADJ CONF.
Average RPI Loss:	175	RECORD	PCT. RANK	GAMES	SCHEDULE	OF SCHEDULE	RPI	RPI	RPI	RPI
DIV. I ONLY	14- 14	175	7-3	245	248	227	227	19	19	
DIV. I NON-CONF.	5- 7	205	0	215	327	275	275	18	18	
TOTALS	RPI 1-25	RPI 26-50	W-L RECORDS	RPI 51-100	RPI 101-150	RPI 150+				
14- 14	0- 0	0- 2	OVERALL	1- 2	0- 1	13- 9				
10- 5	0- 0	0- 1	HOME	0- 1	0- 0	10- 3				
4- 7	0- 0	0- 1	AWAY	1- 1	0- 0	3- 5				
0- 2	0- 0	0- 0	NEUTRAL	0- 0	0- 1	0- 1				
5- 7	0- 0	0- 0	NON-CONFERENCE	0- 1	0- 1	5- 5				
5- 2	0- 0	0- 0	HOME	0- 0	0- 0	5- 2				
0- 3	0- 0	0- 0	AWAY	0- 1	0- 0	0- 2				
0- 2	0- 0	0- 0	NEUTRAL	0- 0	0- 1	0- 1				
9- 7	0- 0	0- 2	CONFERENCE	1- 1	0- 0	8- 4				
5- 3	0- 0	0- 1	HOME	0- 1	0- 0	5- 1				
4- 4	0- 0	0- 1	AWAY	1- 0	0- 0	3- 3				
0- 0	0- 0	0- 0	NEUTRAL	0- 0	0- 0	0- 0				

D
e
n
v
e
r

RPI 1-25			RPI 26-50			RPI 51-100			RPI 101+ Team's RPI: 227		
RPI	S	Opponent	Score	RPI	S	Opponent	Score	RPI	S	Opponent	Score
				32	A	South Dakota	61 104	70	A	South Dakota St.	72 62
				32	H	South Dakota	60 92	70	H	South Dakota St.	79 86
								94	A	Colorado	70 96
LAST 10 Division I											
				205	H	Western Ill.	84 78	340	H	Purdue Fort Wayne	83 57
				340	A	Purdue Fort Wayne	85 67	32	H	South Dakota	60 92
				211	H	Oral Roberts	91 79	211	A	Oral Roberts	72 84
				309	A	Omaha	86 80	267	A	North Dakota St.	80 85
				70	A	South Dakota St.	72 62	218	A	North Dakota	91 81
								313	H	New Mexico St.	75 78
								340	A	Purdue Fort Wayne	85 67
								340	H	Purdue Fort Wayne	83 57

Non-Div I Games: Colo. Christian 89 49

Denver

Loss, Non-Conf, S Site, H Home A Away N Neutral

Detroit Mercy

Through Games Of March 7, 2020

Average RPI Win:	290	WON-LOST	WINNING	LAST 10	STRENGTH OF	OPP. STRENGTH	TEAM	ADJ.	CONF.	ADJ CONF.
Average RPI Loss:	181	RECORD	PCT. RANK	GAMES	SCHEDULE	OF SCHEDULE	RPI	RPI	RPI	RPI
DIV. I ONLY	3- 27	343	1-9	206	271	332	332	22	22	
DIV. I NON-CONF.	0- 11	338	0	211	232	335	335	22	22	
TOTALS	RPI 1-25	RPI 26-50	W-L RECORDS	RPI 51-100	RPI 101-150	RPI 150+				
3- 27	0- 0	0- 0	OVERALL	0- 3	0- 5	3- 19				
2- 12	0- 0	0- 0	HOME	0- 1	0- 2	2- 9				
1- 13	0- 0	0- 0	AWAY	0- 2	0- 3	1- 8				
0- 2	0- 0	0- 0	NEUTRAL	0- 0	0- 0	0- 2				
0- 11	0- 0	0- 0	NON-CONFERENCE	0- 1	0- 3	0- 7				
0- 5	0- 0	0- 0	HOME	0- 0	0- 1	0- 4				
0- 4	0- 0	0- 0	AWAY	0- 1	0- 2	0- 1				
0- 2	0- 0	0- 0	NEUTRAL	0- 0	0- 0	0- 2				
3- 16	0- 0	0- 0	CONFERENCE	0- 2	0- 2	3- 12				
2- 7	0- 0	0- 0	HOME	0- 1	0- 1	2- 5				
1- 9	0- 0	0- 0	AWAY	0- 1	0- 1	1- 7				
0- 0	0- 0	0- 0	NEUTRAL	0- 0	0- 0	0- 0				

RPI S	Opponent	Score	RPI S	Opponent	Score	RPI S	Opponent	Score	RPI S	Opponent	Score	Team's RPI: 332
						77	A IUPUI	45 82	101	A Michigan St.	52 110	
						77	H IUPUI	54 95	119	A Green Bay	45 72	
						98	A Butler	60 82	119	H Green Bay	48 65	
									135	H Valparaiso	58 77	
									143	A Western Mich.	67 82	
									152	H Loyola Chicago	60 89	
									164	H Akron	60 81	
									165	A Wright St.	61 67	
									165	H Wright St.	58 66	
									179	A Northern Ky.	47 94	
									179	A Northern Ky.	60 72	
									179	H Northern Ky.	61 82	
									182	H Eastern Mich.	70 84	
									185	H Toledo	64 82	
									189	A Cleveland St.	63 68	
									189	H Cleveland St.	70 59	
									206	N Tennessee Tech	47 69	
									216	A Milwaukee	51 76	
									216	H Milwaukee	48 63	
									249	A George Mason	62 75	
									261	A Youngstown St.	66 72	
									261	H Youngstown St.	47 62	
									286	A Oakland	60 65	
									286	H Oakland	57 71	
									299	N Sacred Heart	60 66	
									341	A UIC	70 62	
LAST 10 Division I												
			179	A Northern Ky.	47 94		216	A Milwaukee	51 76			
			165	H Wright St.	58 66		119	A Green Bay	45 72			
			179	H Northern Ky.	61 82		341	H UIC	58 52			
			189	A Cleveland St.	63 68		77	H IUPUI	54 95			
			261	A Youngstown St.	66 72		286	A Oakland	60 65			

Non-Div I Games:

Detroit Mercy

Loss, Non-Conf, S Site, H Home A Away N Neutral

D
e
t
r
o
i
t
M
e
r
c
y

RPI S Opponent Score
Detroit Mercy

Through Games Of March 7, 2020

RPI	S	Opponent	Score
341	H	UIC	58 52

D
e
t
r
o
i
t
M
e
r
c
y

Detroit Mercy

Drake

Through Games Of March 7, 2020

Average RPI Win: 147	WON-LOST	WINNING	LAST 10	STRENGTH OF	OPP. STRENGTH	TEAM	ADJ.	CONF.	ADJ CONF.
Average RPI Loss: 40	RECORD	PCT. RANK	GAMES	SCHEDULE	OF SCHEDULE	RPI	RPI	RPI	RPI
DIV. I ONLY	21- 8	49	8-2	50	69	25	25	8	8
DIV. I NON-CONF.	7- 4	100	0	42	2	40	40	7	7
TOTALS	RPI 1-25	RPI 26-50	W-L RECORDS	RPI 51-100	RPI 101-150	RPI 150+			
21- 8	0- 3	2- 3	OVERALL	5- 2	5- 0	9- 0			
12- 1	0- 1	2- 0	HOME	4- 0	2- 0	4- 0			
7- 6	0- 2	0- 2	AWAY	1- 2	2- 0	4- 0			
2- 1	0- 0	0- 1	NEUTRAL	0- 0	1- 0	1- 0			
7- 4	0- 1	1- 2	NON-CONFERENCE	2- 1	1- 0	3- 0			
4- 0	0- 0	1- 0	HOME	2- 0	0- 0	1- 0			
1- 3	0- 1	0- 1	AWAY	0- 1	0- 0	1- 0			
2- 1	0- 0	0- 1	NEUTRAL	0- 0	1- 0	1- 0			
14- 4	0- 2	1- 1	CONFERENCE	3- 1	4- 0	6- 0			
8- 1	0- 1	1- 0	HOME	2- 0	2- 0	3- 0			
6- 3	0- 1	0- 1	AWAY	1- 1	2- 0	3- 0			
0- 0	0- 0	0- 0	NEUTRAL	0- 0	0- 0	0- 0			

RPI S	Opponent	Score	RPI S	Opponent	Score	RPI S	Opponent	Score	RPI S	Opponent	Score
8	A Missouri St.	67 69	32	A South Dakota	94 102	51	H Creighton	63 53	107	A Southern Ill.	73 65
8	H Missouri St.	83 89	44	N Purdue	47 67	68	A UNI	78 91	107	H Southern Ill.	91 76
15	A Iowa	67 79	49	H Iowa St.	86 81	68	H UNI	104 87	112	N Auburn	83 82
			50	A Bradley	76 77	70	H South Dakota St.	74 67	135	A Valparaiso	83 79
			50	H Bradley	85 72	73	A Illinois St.	69 67	135	H Valparaiso	87 66
						73	H Illinois St.	87 82	152	A Loyola Chicago	83 75
						91	A Oklahoma	84 93	152	H Loyola Chicago	80 52
									168	N Maine	94 62
									174	A Northern Ill.	73 49
									205	H Western Ill.	94 75
									276	A Indiana St.	92 71
									276	H Indiana St.	105 65
									330	A Evansville	66 51
									330	H Evansville	108 44
LAST 10 Division I											
68	A UNI	78 91	276	A Indiana St.	92 71						
135	A Valparaiso	83 79	330	A Evansville	66 51						
152	A Loyola Chicago	83 75	8	H Missouri St.	83 89						
73	H Illinois St.	87 82	107	H Southern Ill.	91 76						
50	H Bradley	85 72	152	H Loyola Chicago	80 52						

Non-Div I Games: Waldorf 103 18

Drake

Loss, Non-Conf, S Site, H Home A Away N Neutral

RPI 1-25					
RPI	S	Opponent	Score		
22	A	DePaul	57	81	
Team's RPI: 39					
RPI 26-50					
RPI	S	Opponent	Score		
29	A	James Madison	39	69	
29	H	James Madison	70	48	
46	A	Bucknell	49	60	
RPI 51-100					
RPI	S	Opponent	Score		
57	A	Penn	49	53	
79	H	Villanova	54	52	
RPI 101+					
RPI	S	Opponent	Score		
104	A	William & Mary	61	54	
104	H	William & Mary	84	74	
110	N	Buffalo	59	63	
124	H	Richmond	58	52	
136	H	Pacific	51	58	
141	H	Davidson	74	63	
147	A	Northeastern	67	51	
147	H	Northeastern	50	41	
168	H	Maine	70	57	
173	A	Elon	55	53	
173	H	Elon	66	47	
183	A	Quinnipiac	66	62	
186	A	Delaware	52	32	
186	H	Delaware	63	59	
193	A	Towson	63	60	
193	H	Towson	59	50	
194	H	La Salle	69	31	
236	A	Saint Joseph's	62	52	
260	A	Col. of Charleston	59	73	
260	H	Col. of Charleston	72	60	
274	A	UNCW	73	72	
274	H	UNCW	52	50	
328	A	Hofstra	45	32	
328	H	Hofstra	74	54	
LAST 10 Division I					
260	H	Col. of Charleston	72	60	
274	H	UNCW	52	50	
193	A	Towson	63	60	
29	A	James Madison	39	69	
173	H	Elon	66	47	
104	H	William & Mary	84	74	
186	A	Delaware	52	32	
147	A	Northeastern	67	51	
328	A	Hofstra	45	32	
29	H	James Madison	70	48	

Drexel

Duquesne

Through Games Of March 7, 2020

Average RPI Win: 218	WON-LOST	WINNING	LAST 10	STRENGTH OF	OPP. STRENGTH	TEAM	ADJ.	CONF.	ADJ CONF.
Average RPI Loss: 108	RECORD	PCT. RANK	GAMES	SCHEDULE	OF SCHEDULE	RPI	RPI	RPI	RPI
DIV. I ONLY	20- 11	82	6-4	264	111	130	130	12	12
DIV. I NON-CONF.	10- 3	57	0	297	123	107	107	12	12
TOTALS	RPI 1-25	RPI 26-50	W-L RECORDS	RPI 51-100	RPI 101-150	RPI 150+			
20- 11	0- 0	0- 1	OVERALL	2- 4	0- 6	18- 0			
11- 3	0- 0	0- 0	HOME	1- 1	0- 2	10- 0			
9- 7	0- 0	0- 1	AWAY	1- 2	0- 4	8- 0			
0- 1	0- 0	0- 0	NEUTRAL	0- 1	0- 0	0- 0			
10- 3	0- 0	0- 0	NON-CONFERENCE	0- 2	0- 1	10- 0			
4- 1	0- 0	0- 0	HOME	0- 1	0- 0	4- 0			
6- 2	0- 0	0- 0	AWAY	0- 1	0- 1	6- 0			
0- 0	0- 0	0- 0	NEUTRAL	0- 0	0- 0	0- 0			
10- 8	0- 0	0- 1	CONFERENCE	2- 2	0- 5	8- 0			
7- 2	0- 0	0- 0	HOME	1- 0	0- 2	6- 0			
3- 5	0- 0	0- 1	AWAY	1- 1	0- 3	2- 0			
0- 1	0- 0	0- 0	NEUTRAL	0- 1	0- 0	0- 0			

RPI S	Opponent	Score	RPI S	Opponent	Score	RPI S	Opponent	Score	RPI S	Opponent	Score	Team's RPI: 130
43	A Dayton	41 54	59	A Oklahoma St.	41 84	116	A Temple	72 85				
			84	A Saint Louis	50 53	124	A Richmond	64 67				
			88	A VCU	79 76	141	A Davidson	76 79				
			89	H Fordham	74 63	144	A George Washington	60 65				
			89	N Fordham	47 54	144	H George Washington	65 72				
			97	H Kent St.	75 77	148	H Massachusetts	77 81				
						159	A Lafayette	73 65				
						164	A Akron	88 63				
						185	H Toledo	79 74				
						188	A Manhattan	76 65				
						191	A Cornell	72 62				
						194	H La Salle	82 56				
						210	H Rhode Island	72 62				
						210	H Rhode Island	70 53				
						222	H Kennesaw St.	75 72				
						236	A Saint Joseph's	58 51				
						236	H Saint Joseph's	53 42				
						249	H George Mason	84 63				
						254	A Iona	76 74				
						269	H Saint Francis (PA)	72 69				
						285	A Pittsburgh	81 62				
						296	A St. Bonaventure	80 57				
						296	H St. Bonaventure	58 39				
						346	H Central Conn. St.	72 33				
LAST 10 Division I												
			89	N Fordham	47 54	210	H Rhode Island	72 62				
			210	H Rhode Island	70 53	141	A Davidson	76 79				
			296	A St. Bonaventure	80 57	124	A Richmond	64 67				
			89	H Fordham	74 63	236	H Saint Joseph's	53 42				
			144	H George Washington	65 72	88	A VCU	79 76				

Non-Div I Games:

Duquesne

Loss, Non-Conf, S Site, H Home A Away N Neutral

[illegible]

Non-Div I Games:	Converse	73	35
------------------	----------	----	----

East Carolina

Through Games Of March 7, 2020

Average RPI Win:	230	WON-LOST	WINNING	LAST 10	STRENGTH OF	OPP. STRENGTH	TEAM	ADJ.	CONF.	ADJ CONF.
Average RPI Loss:	116	RECORD	PCT. RANK	GAMES	SCHEDULE	OF SCHEDULE	RPI	RPI	RPI	RPI
DIV. I ONLY	9- 21	287	5-5	101	97	242	242	9	9	
DIV. I NON-CONF.	3- 10	282	0	70	129	233	233	9	9	
TOTALS	RPI 1-25	RPI 26-50	W-L RECORDS	RPI 51-100	RPI 101-150	RPI 150+				
9- 21	0- 2	0- 3	OVERALL	0- 6	1- 3	8- 7				
7- 7	0- 1	0- 1	HOME	0- 1	1- 1	6- 3				
2- 11	0- 0	0- 1	AWAY	0- 5	0- 1	2- 4				
0- 3	0- 1	0- 1	NEUTRAL	0- 0	0- 1	0- 0				
3- 10	0- 1	0- 2	NON-CONFERENCE	0- 4	0- 2	3- 1				
2- 4	0- 0	0- 1	HOME	0- 1	0- 1	2- 1				
1- 4	0- 0	0- 0	AWAY	0- 3	0- 1	1- 0				
0- 2	0- 1	0- 1	NEUTRAL	0- 0	0- 0	0- 0				
6- 11	0- 1	0- 1	CONFERENCE	0- 2	1- 1	5- 6				
5- 3	0- 1	0- 0	HOME	0- 0	1- 0	4- 2				
1- 7	0- 0	0- 1	AWAY	0- 2	0- 0	1- 4				
0- 1	0- 0	0- 0	NEUTRAL	0- 0	0- 1	0- 0				

RPI	S	Opponent	Score	RPI	S	Opponent	Score	RPI	S	Opponent	Score	RPI	S	Opponent	Score	Team's RPI: 242
5	H	UConn	42 98	35	A	UCF	55 91	61	H	Charlotte	47 59	104	H	William & Mary	68 78	
12	N	Northwestern	45 64	43	N	Dayton	68 94	62	A	South Fla.	52 81	113	A	Wake Forest	53 76	
				45	H	Middle Tenn.	66 68	63	A	Georgia	50 67	116	H	Temple	56 50	
								72	A	Cincinnati	53 76	116	N	Temple	57 67	
								88	A	VCU	40 53	167	A	Wichita St.	55 57	
								99	A	Liberty	66 81	167	H	Wichita St.	53 61	
												170	H	Tulane	53 50	
												196	A	Memphis	61 57	
												196	H	Memphis	71 65	
												215	A	Houston	63 72	
												215	H	Houston	53 50	
												229	A	SMU	45 53	
												229	H	SMU	47 55	
												259	A	Tulsa	56 58	
												259	H	Tulsa	59 42	
												262	H	Howard	51 67	
												272	A	Longwood	64 61	
												317	H	UMES	57 42	
												325	H	USC Upstate	69 48	
LAST 10 Division I																
				116	N	Temple	57 67					259	H	Tulsa	59 42	
				72	A	Cincinnati	53 76					196	A	Memphis	61 57	
				170	H	Tulane	53 50					229	A	SMU	45 53	
				62	A	South Fla.	52 81					215	H	Houston	53 50	
				116	H	Temple	56 50					167	A	Wichita St.	55 57	

Non-Div I Games:

East Carolina

Loss, Non-Conf, S Site, H Home A Away N Neutral

Average RPI Win:	262	WON-LOST	WINNING	LAST 10	STRENGTH OF	OPP. STRENGTH	TEAM	ADJ.	CONF.	ADJ CONF.
Average RPI Loss:	138	RECORD	PCT. RANK	GAMES	SCHEDULE	OF SCHEDULE	RPI	RPI	RPI	RPI
DIV. I ONLY	18- 12	117	7-3	337	199	198	198	20	20	
DIV. I NON-CONF.	5- 5	164	0	349	110	307	307	23	23	
TOTALS	RPI 1-25	RPI 26-50	W-L RECORDS	RPI 51-100	RPI 101-150	RPI 150+				
18- 12	0- 0	1- 2	OVERALL	0- 3	0- 2	17- 5				
8- 5	0- 0	1- 0	HOME	0- 1	0- 1	7- 3				
8- 6	0- 0	0- 1	AWAY	0- 2	0- 1	8- 2				
2- 1	0- 0	0- 1	NEUTRAL	0- 0	0- 0	2- 0				
5- 5	0- 0	0- 0	NON-CONFERENCE	0- 0	0- 2	5- 3				
1- 3	0- 0	0- 0	HOME	0- 0	0- 1	1- 2				
3- 2	0- 0	0- 0	AWAY	0- 0	0- 1	3- 1				
1- 0	0- 0	0- 0	NEUTRAL	0- 0	0- 0	1- 0				
13- 7	0- 0	1- 2	CONFERENCE	0- 3	0- 0	12- 2				
7- 2	0- 0	1- 0	HOME	0- 1	0- 0	6- 1				
5- 4	0- 0	0- 1	AWAY	0- 2	0- 0	5- 1				
1- 1	0- 0	0- 1	NEUTRAL	0- 0	0- 0	1- 0				

RPI S	Opponent	Score	RPI S	Opponent	Score	RPI S	Opponent	Score	RPI S	Opponent	Score	Team's RPI: 198
48	A UT Martin	64 88	48	H UT Martin	74 70	56	A Belmont	45 69	135	H Valparaiso	66 78	
48	H UT Martin		48	N UT Martin	52 63	87	A Southeast Mo. St.	56 72	149	A Wisconsin	55 63	
						87	H Southeast Mo. St.	65 77	152	H Loyola Chicago	51 67	
									171	A Austin Peay	76 47	
									171	H Austin Peay	73 72	
									174	A Northern Ill.	48 61	
									205	N Western Ill.	60 52	
									206	H Tennessee Tech	62 75	
									240	A Murray St.	87 92	
									240	H Murray St.	66 46	
									246	A Lipscomb	66 56	
									247	H Jacksonville St.	55 52	
									247	N Jacksonville St.	49 46	
									276	H Indiana St.	57 59	
									283	A Morehead St.	57 51	
									283	H Morehead St.	67 62	
									290	A Eastern Ky.	83 63	
									290	H Eastern Ky.	85 38	
									309	H Omaha	65 52	
									330	A Evansville	90 44	
									334	A Tennessee St.	73 52	
									338	A SIUE	65 62	
									338	H SIUE	77 71	
									341	A UIC	80 45	
LAST 10 Division I												
			48	N UT Martin	52 63	240	H Murray St.	66 46				
			247	N Jacksonville St.	49 46	48	A UT Martin	64 88				
			338	A SIUE	65 62	338	H SIUE	77 71				
			87	A Southeast Mo. St.	56 72	283	H Morehead St.	67 62				
			171	H Austin Peay	73 72	290	H Eastern Ky.	85 38				

Non-Div I Games: Lindenwood (MO) 88 66

Eastern Ill.

Eastern Ky.

Through Games Of March 7, 2020

Average RPI Win:	275	WON-LOST	WINNING	LAST 10	STRENGTH OF	OPP. STRENGTH	TEAM	ADJ.	CONF.	ADJ CONF.
Average RPI Loss:	171	RECORD	PCT. RANK	GAMES	SCHEDULE	OF SCHEDULE	RPI	RPI	RPI	RPI
DIV. I ONLY	10- 18	265	3-7	317	226	290	290	20	20	
DIV. I NON-CONF.	5- 5	164	0	280	165	208	208	23	23	
TOTALS	RPI 1-25	RPI 26-50	W-L RECORDS	RPI 51-100	RPI 101-150	RPI 150+				
10- 18	0- 0	0- 1	OVERALL	0- 5	0- 1	10- 11				
4- 9	0- 0	0- 1	HOME	0- 2	0- 0	4- 6				
6- 9	0- 0	0- 0	AWAY	0- 3	0- 1	6- 5				
0- 0	0- 0	0- 0	NEUTRAL	0- 0	0- 0	0- 0				
5- 5	0- 0	0- 0	NON-CONFERENCE	0- 2	0- 1	5- 2				
2- 2	0- 0	0- 0	HOME	0- 0	0- 0	2- 2				
3- 3	0- 0	0- 0	AWAY	0- 2	0- 1	3- 0				
0- 0	0- 0	0- 0	NEUTRAL	0- 0	0- 0	0- 0				
5- 13	0- 0	0- 1	CONFERENCE	0- 3	0- 0	5- 9				
2- 7	0- 0	0- 1	HOME	0- 2	0- 0	2- 4				
3- 6	0- 0	0- 0	AWAY	0- 1	0- 0	3- 5				
0- 0	0- 0	0- 0	NEUTRAL	0- 0	0- 0	0- 0				

RPI S	Opponent	Score	RPI S	Opponent	Score	RPI S	Opponent	Score	RPI S	Opponent	Score	Team's RPI: 290
48	H UT Martin	50 65	56	A Belmont	48 68	127	A Vanderbilt	69 75				
			56	H Belmont	46 85	171	A Austin Peay	53 69				
			77	A IUPUI	42 72	179	H Northern Ky.	69 62				
			87	H Southeast Mo. St.	44 60	196	A Memphis	63 60				
			98	A Butler	41 73	198	A Eastern Ill.	38 85				
						198	H Eastern Ill.	63 83				
						206	A Tennessee Tech	82 87				
						206	H Tennessee Tech	42 60				
						207	H Chattanooga	71 65				
						226	H Miami (OH)	57 75				
						240	A Murray St.	65 66				
						247	A Jacksonville St.	54 68				
						247	H Jacksonville St.	33 43				
						261	H Youngstown St.	63 72				
						266	A Xavier	56 55				
						283	A Morehead St.	68 47				
						283	H Morehead St.	64 58				
						324	A Mercer	61 60				
						334	A Tennessee St.	61 55				
						334	H Tennessee St.	64 67				
						338	A SIUE	68 38				
						338	H SIUE	49 46				
LAST 10 Division I												
283	H Morehead St.	64 58	283	A Morehead St.	68 47							
240	A Murray St.	65 66	338	A SIUE	68 38							
56	H Belmont	46 85	198	A Eastern Ill.	38 85							
334	H Tennessee St.	64 67	87	H Southeast Mo. St.	44 60							
171	A Austin Peay	53 69	48	H UT Martin	50 65							

Non-Div I Games: Alice Lloyd 102 65

Eastern Ky.

Loss, Non-Conf, S Site, H Home A Away N Neutral

Average RPI Win:	206	WON-LOST	WINNING	LAST 10	STRENGTH OF	OPP. STRENGTH	TEAM	ADJ.	CONF.	ADJ CONF.
Average RPI Loss:	118	RECORD	PCT. RANK	GAMES	SCHEDULE	OF SCHEDULE	RPI	RPI	RPI	RPI
DIV. I ONLY	13- 15	193	4-6	163	125	182	182	10	10	
DIV. I NON-CONF.	4- 6	212	0	273	252	253	253	10	10	
TOTALS	RPI 1-25	RPI 26-50	W-L RECORDS	RPI 51-100	RPI 101-150	RPI 150+				
13- 15	0- 2	0- 1	OVERALL	3- 2	1- 4	9- 6				
7- 6	0- 1	0- 1	HOME	2- 1	0- 2	5- 1				
6- 9	0- 1	0- 0	AWAY	1- 1	1- 2	4- 5				
0- 0	0- 0	0- 0	NEUTRAL	0- 0	0- 0	0- 0				
4- 6	0- 0	0- 1	NON-CONFERENCE	1- 0	0- 2	3- 3				
2- 2	0- 0	0- 1	HOME	1- 0	0- 1	1- 0				
2- 4	0- 0	0- 0	AWAY	0- 0	0- 1	2- 3				
0- 0	0- 0	0- 0	NEUTRAL	0- 0	0- 0	0- 0				
9- 9	0- 2	0- 0	CONFERENCE	2- 2	1- 2	6- 3				
5- 4	0- 1	0- 0	HOME	1- 1	0- 1	4- 1				
4- 5	0- 1	0- 0	AWAY	1- 1	1- 1	2- 2				
0- 0	0- 0	0- 0	NEUTRAL	0- 0	0- 0	0- 0				

RPI 1-25				RPI 26-50				RPI 51-100				RPI 101+ Team's RPI: 182			
RPI	S	Opponent	Score	RPI	S	Opponent	Score	RPI	S	Opponent	Score	RPI	S	Opponent	Score
18	A	Central Mich.	69 76	34	H	Michigan	38 57	58	A	Ball St.	54 59	101	A	Michigan St.	50 85
18	H	Central Mich.	82 89					58	H	Ball St.	61 58	107	H	Southern Ill.	54 85
								85	H	Ohio	65 75	110	A	Buffalo	63 66
								87	H	Southeast Mo. St.	69 64	143	A	Western Mich.	83 79
								97	A	Kent St.	74 69	143	H	Western Mich.	49 53
												163	A	Binghamton	67 78
												164	A	Akron	81 88
												164	H	Akron	53 64
												167	A	Wichita St.	52 63
												174	A	Northern Ill.	59 65
												174	H	Northern Ill.	62 55
												185	A	Toledo	77 62
												185	H	Toledo	64 46
												226	H	Miami (OH)	80 53
												252	A	Bowling Green	70 58
												252	H	Bowling Green	78 61
												261	A	Youngstown St.	77 79
												332	A	Detroit Mercy	84 70
												340	H	Purdue Fort Wayne	64 40
												341	A	UIC	68 59
LAST 10 Division I															
18	A	Central Mich.	69 76	164	H	Akron	53 64								
143	H	Western Mich.	49 53	252	A	Bowling Green	70 58								
185	H	Toledo	64 46	143	A	Western Mich.	83 79								
174	A	Northern Ill.	59 65	85	H	Ohio	65 75								
58	H	Ball St.	61 58	164	A	Akron	81 88								

Non-Div I Games: Olivet 95 38

Eastern Mich.

■ Loss,
 ■ Non-Conf,
 ■ S Site,
 ■ Home
 ■ A Away
 N Neutral

Average RPI Win:	276	WON-LOST	WINNING	LAST 10	STRENGTH OF	OPP. STRENGTH	TEAM	ADJ.	CONF.	ADJ CONF.
Average RPI Loss:	151	RECORD	PCT. RANK	GAMES	SCHEDULE	OF SCHEDULE	RPI	RPI	RPI	RPI
DIV. I ONLY	3- 25	336	2-8	113	201	312	312	18	18	
DIV. I NON-CONF.	0- 8	338	0	7	81	231	231	17	17	
TOTALS	RPI 1-25	RPI 26-50	W-L RECORDS	RPI 51-100	RPI 101-150	RPI 150+				
3- 25	0- 2	0- 1	OVERALL	0- 3	0- 4	3- 15				
2- 10	0- 0	0- 0	HOME	0- 2	0- 1	2- 7				
1- 14	0- 2	0- 0	AWAY	0- 1	0- 3	1- 8				
0- 1	0- 0	0- 1	NEUTRAL	0- 0	0- 0	0- 0				
0- 8	0- 2	0- 1	NON-CONFERENCE	0- 1	0- 2	0- 2				
0- 2	0- 0	0- 0	HOME	0- 1	0- 0	0- 1				
0- 5	0- 2	0- 0	AWAY	0- 0	0- 2	0- 1				
0- 1	0- 0	0- 1	NEUTRAL	0- 0	0- 0	0- 0				
3- 17	0- 0	0- 0	CONFERENCE	0- 2	0- 2	3- 13				
2- 8	0- 0	0- 0	HOME	0- 1	0- 1	2- 6				
1- 9	0- 0	0- 0	AWAY	0- 1	0- 1	1- 7				
0- 0	0- 0	0- 0	NEUTRAL	0- 0	0- 0	0- 0				

RPI 1-25				RPI 26-50				RPI 51-100				RPI 101+ Team's RPI: 312			
RPI	S	Opponent	Score	RPI	S	Opponent	Score	RPI	S	Opponent	Score	RPI	S	Opponent	Score
6	A	Stanford	27 92	50	N	Bradley	46 66	67	A	Montana St.	47 79	106	A	Utah	49 87
9	A	Gonzaga	44 84					67	H	Montana St.	85 89	108	A	Idaho	60 69
								82	H	Boise St.	61 63	108	H	Idaho	46 75
												145	A	San Jose St.	66 84
												153	A	Montana	54 92
												153	H	Montana	56 77
												175	H	Pepperdine	52 53
												178	A	Southern Utah	50 71
												178	H	Southern Utah	67 70
												180	A	Northern Ariz.	58 63
												180	H	Northern Ariz.	62 70
												181	A	Idaho St.	49 77
												181	H	Idaho St.	47 67
												195	A	Portland St.	58 75
												195	H	Portland St.	79 75
												200	A	UMKC	55 66
												225	A	Northern Colo.	42 63
												225	H	Northern Colo.	61 67
												305	A	Sacramento St.	78 73
												305	H	Sacramento St.	67 74
												327	A	Weber St.	77 83
												327	H	Weber St.	63 53
LAST 10 Division I															
				327	A	Weber St.	77 83					305	A	Sacramento St.	78 73
				181	A	Idaho St.	49 77					195	H	Portland St.	79 75
				225	H	Northern Colo.	61 67					108	H	Idaho	46 75
				178	H	Southern Utah	67 70					67	A	Montana St.	47 79
				180	A	Northern Ariz.	58 63					153	H	Montana	56 77

Non-Div I Games: Northwest Chrst. 81 62

Eastern Wash.

■ Loss,
 ■ Non-Conf,
 ■ S Site,
 ■ Home
 ■ A Away
 N Neutral

Average RPI Win:	257	WON-LOST	WINNING	LAST 10	STRENGTH OF	OPP. STRENGTH	TEAM	ADJ.	CONF.	ADJ CONF.
Average RPI Loss:	95	RECORD	PCT. RANK	GAMES	SCHEDULE	OF SCHEDULE	RPI	RPI	RPI	RPI
DIV. I ONLY	12- 16	216	4-6	103	165	173	173	14	14	
DIV. I NON-CONF.	4- 6	212	0	47	242	131	131	13	13	
TOTALS	RPI 1-25	RPI 26-50	W-L RECORDS	RPI 51-100	RPI 101-150	RPI 150+				
12- 16	0- 1	0- 4	OVERALL	0- 3	0- 6	12- 2				
6- 6	0- 0	0- 2	HOME	0- 0	0- 3	6- 1				
6- 8	0- 1	0- 2	AWAY	0- 1	0- 3	6- 1				
0- 2	0- 0	0- 0	NEUTRAL	0- 2	0- 0	0- 0				
4- 6	0- 1	0- 0	NON-CONFERENCE	0- 3	0- 2	4- 0				
2- 1	0- 0	0- 0	HOME	0- 0	0- 1	2- 0				
2- 3	0- 1	0- 0	AWAY	0- 1	0- 1	2- 0				
0- 2	0- 0	0- 0	NEUTRAL	0- 2	0- 0	0- 0				
8- 10	0- 0	0- 4	CONFERENCE	0- 0	0- 4	8- 2				
4- 5	0- 0	0- 2	HOME	0- 0	0- 2	4- 1				
4- 5	0- 0	0- 2	AWAY	0- 0	0- 2	4- 1				
0- 0	0- 0	0- 0	NEUTRAL	0- 0	0- 0	0- 0				

RPI 1-25				RPI 26-50				RPI 51-100				RPI 101+ Team's RPI: 173			
RPI	S	Opponent	Score	RPI	S	Opponent	Score	RPI	S	Opponent	Score	RPI	S	Opponent	Score
21	A	NC State	49 62	29	A	James Madison	48 61	54	A	Marist	55 63	104	A	William & Mary	61 74
				29	H	James Madison	58 61	77	N	IUPUI	53 59	104	H	William & Mary	77 84
				39	A	Drexel	47 66	96	N	Coastal Caro.	65 76	113	H	Wake Forest	57 69
				39	H	Drexel	53 55					147	A	Northeastern	65 68
												147	H	Northeastern	45 69
												150	A	North Carolina	46 76
												186	A	Delaware	60 73
												186	H	Delaware	56 65
												193	A	Towson	74 61
												193	H	Towson	68 52
												197	A	Furman	87 76
												213	H	Appalachian St.	67 66
												217	A	UNLV	50 44
												260	A	Col. of Charleston	85 57
												260	H	Col. of Charleston	90 48
												274	A	UNCW	60 57
												274	H	UNCW	77 53
												328	A	Hofstra	69 56
												328	H	Hofstra	67 50
												342	H	Western Caro.	68 24
LAST 10 Division I															
193	H	Towson	68 52	147	H	Northeastern	45 69								
29	H	James Madison	58 61	328	H	Hofstra	67 50								
104	A	William & Mary	61 74	260	A	Col. of Charleston	85 57								
39	A	Drexel	47 66	274	A	UNCW	60 57								
186	A	Delaware	60 73	104	H	William & Mary	77 84								

Non-Div I Games: Newberry 73 53

Elon

Average RPI Win:	300	WON-LOST	WINNING	LAST 10	STRENGTH OF	OPP. STRENGTH	TEAM	ADJ.	CONF.	ADJ CONF.
Average RPI Loss:	138	RECORD	PCT. RANK	GAMES	SCHEDULE	OF SCHEDULE	RPI	RPI	RPI	RPI
DIV. I ONLY	2- 26	348	0-10	175	132	330	330	8	8	
DIV. I NON-CONF.	2- 8	295	0	340	335	347	347	7	7	
TOTALS	RPI 1-25	RPI 26-50	W-L RECORDS	RPI 51-100	RPI 101-150	RPI 150+				
2- 26	0- 4	0- 2	OVERALL	0- 5	0- 4	2- 11				
2- 11	0- 2	0- 1	HOME	0- 2	0- 2	2- 4				
0- 15	0- 2	0- 1	AWAY	0- 3	0- 2	0- 7				
0- 0	0- 0	0- 0	NEUTRAL	0- 0	0- 0	0- 0				
2- 8	0- 0	0- 0	NON-CONFERENCE	0- 1	0- 0	2- 7				
2- 2	0- 0	0- 0	HOME	0- 0	0- 0	2- 2				
0- 6	0- 0	0- 0	AWAY	0- 1	0- 0	0- 5				
0- 0	0- 0	0- 0	NEUTRAL	0- 0	0- 0	0- 0				
0- 18	0- 4	0- 2	CONFERENCE	0- 4	0- 4	0- 4				
0- 9	0- 2	0- 1	HOME	0- 2	0- 2	0- 2				
0- 9	0- 2	0- 1	AWAY	0- 2	0- 2	0- 2				
0- 0	0- 0	0- 0	NEUTRAL	0- 0	0- 0	0- 0				

RPI S	Opponent	Score	RPI S	Opponent	Score	RPI S	Opponent	Score	RPI S	Opponent	Score	Team's RPI: 330
8	A Missouri St.	62 76	50	A Bradley	51 82	68	A UNI	60 76	107	A Southern Ill.	60 99	
8	H Missouri St.	55 81	50	H Bradley	53 71	68	H UNI	49 67	107	H Southern Ill.	57 70	
25	A Drake	44 108				73	A Illinois St.	58 81	135	A Valparaiso	54 72	
25	H Drake	51 66				73	H Illinois St.	51 68	135	H Valparaiso	66 88	
						87	A Southeast Mo. St.	60 83	152	A Loyola Chicago	47 77	
									152	H Loyola Chicago	61 71	
									171	A Austin Peay	64 80	
									198	H Eastern Ill.	44 90	
									203	A Illinois	44 59	
									226	A Miami (OH)	64 72	
									240	H Murray St.	59 61	
									251	H Marshall	66 62	
									276	A Indiana St.	58 68	
									276	H Indiana St.	58 70	
									338	A SIUE	74 85	
									340	A Purdue Fort Wayne	64 67	
									349	H Chicago St.	76 42	
LAST 10 Division I												
50	H Bradley	53 71	68	H UNI	49 67							
73	H Illinois St.	51 68	25	H Drake	51 66							
276	H Indiana St.	58 70	152	A Loyola Chicago	47 77							
107	A Southern Ill.	60 99	135	A Valparaiso	54 72							
8	A Missouri St.	62 76	276	A Indiana St.	58 68							

Non-Div I Games: Brescia 77 61

Evansville

Average RPI Win: 183	WON-LOST	WINNING	LAST 10	STRENGTH OF	OPP. STRENGTH	TEAM	ADJ.	CONF.	ADJ CONF.
Average RPI Loss: 62	RECORD	PCT. RANK	GAMES	SCHEDULE	OF SCHEDULE	RPI	RPI	RPI	RPI
DIV. I ONLY	26- 3	8	9-1	191	103	37	37	15	15
DIV. I NON-CONF.	10- 2	29	0	113	21	32	32	14	14
TOTALS	RPI 1-25	RPI 26-50	W-L RECORDS	RPI 51-100	RPI 101-150	RPI 150+			
26- 3	0- 1	2- 1	OVERALL	4- 0	5- 1	15- 0			
11- 2	0- 0	2- 1	HOME	1- 0	1- 1	7- 0			
11- 1	0- 1	0- 0	AWAY	1- 0	3- 0	7- 0			
4- 0	0- 0	0- 0	NEUTRAL	2- 0	1- 0	1- 0			
10- 2	0- 1	2- 1	NON-CONFERENCE	2- 0	2- 0	4- 0			
3- 1	0- 0	2- 1	HOME	0- 0	0- 0	1- 0			
3- 1	0- 1	0- 0	AWAY	0- 0	1- 0	2- 0			
4- 0	0- 0	0- 0	NEUTRAL	2- 0	1- 0	1- 0			
16- 1	0- 0	0- 0	CONFERENCE	2- 0	3- 1	11- 0			
8- 1	0- 0	0- 0	HOME	1- 0	1- 1	6- 0			
8- 0	0- 0	0- 0	AWAY	1- 0	2- 0	5- 0			
0- 0	0- 0	0- 0	NEUTRAL	0- 0	0- 0	0- 0			

RPI 1-25				RPI 26-50				Team's RPI: 37				RPI 51-100				RPI 101+			
RPI	S	Opponent	Score	RPI	S	Opponent	Score	RPI	S	Opponent	Score	RPI	S	Opponent	Score	RPI	S	Opponent	Score
11	A	Princeton	53 67	26	H	Duke	78 56	62	N	South Fla.	81 77	116	A	Temple	93 67				
				35	H	UCF	72 50	70	N	South Dakota St.	71 70	121	N	Notre Dame	69 60				
				36	H	LSU	63 74	99	A	Liberty	74 65	126	A	North Florida	72 50				
								99	H	Liberty	64 57	126	H	North Florida	76 65				
												139	A	North Ala.	74 63				
												139	H	North Ala.	55 61				
												158	A	Jacksonville	81 68				
												158	H	Jacksonville	77 64				
												215	A	Houston	57 45				
												222	A	Kennesaw St.	89 64				
												222	H	Kennesaw St.	80 63				
												224	A	Stetson	89 47				
												224	H	Stetson	67 54				
												246	A	Lipscomb	78 45				
												246	H	Lipscomb	105 71				
												246	H	Lipscomb	82 56				
												269	N	Saint Francis (PA)	97 64				
												310	A	FIU	100 54				
												331	A	NJIT	68 39				
												331	H	NJIT	82 39				
												346	H	Central Conn. St.	94 60				
LAST 10 Division I																			
				246	H	Lipscomb	105 71		246	A	Lipscomb	78 45							
				158	H	Jacksonville	77 64		224	H	Stetson	67 54							
				139	H	North Ala.	55 61		126	H	North Florida	76 65							
				331	A	NJIT	68 39		158	A	Jacksonville	81 68							
				222	A	Kennesaw St.	89 64		99	A	Liberty	74 65							

Non-Div I Games: Webber Int'l 99 48 Fla. Memorial 91 47 Johnson & Wales (FL89 56

FGCU

Loss, Non-Conf, S Site, H Home A Away N Neutral

Average RPI Win:	294	WON-LOST	WINNING	LAST 10	STRENGTH OF	OPP. STRENGTH	TEAM	ADJ.	CONF.	ADJ CONF.
Average RPI Loss:	157	RECORD	PCT. RANK	GAMES	SCHEDULE	OF SCHEDULE	RPI	RPI	RPI	RPI
DIV. I ONLY	6- 23	318	2-8	193	209	310	310	13	13	
DIV. I NON-CONF.	3- 8	268	0	198	337	295	295	16	16	
TOTALS	RPI 1-25	RPI 26-50	W-L RECORDS	RPI 51-100	RPI 101-150	RPI 150+				
6- 23	0- 0	0- 4	OVERALL	0- 3	0- 3	6- 13				
3- 14	0- 0	0- 2	HOME	0- 2	0- 2	3- 8				
3- 9	0- 0	0- 2	AWAY	0- 1	0- 1	3- 5				
0- 0	0- 0	0- 0	NEUTRAL	0- 0	0- 0	0- 0				
3- 8	0- 0	0- 1	NON-CONFERENCE	0- 0	0- 2	3- 5				
1- 7	0- 0	0- 1	HOME	0- 0	0- 2	1- 4				
2- 1	0- 0	0- 0	AWAY	0- 0	0- 0	2- 1				
0- 0	0- 0	0- 0	NEUTRAL	0- 0	0- 0	0- 0				
3- 15	0- 0	0- 3	CONFERENCE	0- 3	0- 1	3- 8				
2- 7	0- 0	0- 1	HOME	0- 2	0- 0	2- 4				
1- 8	0- 0	0- 2	AWAY	0- 1	0- 1	1- 4				
0- 0	0- 0	0- 0	NEUTRAL	0- 0	0- 0	0- 0				

RPI 1-25			RPI 26-50			RPI 51-100			RPI 101+			Team's RPI: 310			
RPI	S	Opponent	Score	RPI	S	Opponent	Score	RPI	S	Opponent	Score	RPI	S	Opponent	Score
30	A	Western Ky.	51 71	53	H	Rice	47 68	103	A	UAB	58 71				
33	H	Old Dominion	39 66	61	A	Charlotte	31 49	109	H	Bethune-Cookman	60 65				
37	H	FGCU	54 100	61	H	Charlotte	50 64	126	H	North Florida	49 64				
45	A	Middle Tenn.	56 72					158	A	Jacksonville	52 77				
								171	H	Austin Peay	56 58				
								179	H	Northern Ky.	45 67				
								202	A	Fla. Atlantic	42 54				
								202	H	Fla. Atlantic	61 64				
								204	H	Southern Miss.	53 58				
								220	A	UTEP	34 64				
								222	H	Brown	57 72				
								237	H	North Texas	58 56				
								251	A	Marshall	68 65				
								251	H	Marshall	57 59				
								263	A	Louisiana Tech	52 62				
								263	H	Louisiana Tech	44 68				
								286	H	Oakland	49 58				
								295	A	N.C. Central	59 58				
								316	A	Georgia St.	70 63				
								321	A	UTSA	45 60				
								321	H	UTSA	71 63				
								344	H	Grambling	56 55				
LAST 10 Division I															
321	H	UTSA	71 63	204	H	Southern Miss.	53 58								
251	H	Marshall	57 59	263	H	Louisiana Tech	44 68								
61	A	Charlotte	31 49	202	H	Fla. Atlantic	61 64								
263	A	Louisiana Tech	52 62	30	A	Western Ky.	51 71								
202	A	Fla. Atlantic	42 54	251	A	Marshall	68 65								

Non-Div I Games:

FIU

■ Loss,
 ■ Non-Conf,
 ■ S Site,
 ■ H Home
 ■ A Away
 N Neutral

Fairfield

Through Games Of March 7, 2020

Average RPI Win:	269	WON-LOST	WINNING	LAST 10	STRENGTH OF	OPP. STRENGTH	TEAM	ADJ.	CONF.	ADJ CONF.
Average RPI Loss:	168	RECORD	PCT. RANK	GAMES	SCHEDULE	OF SCHEDULE	RPI	RPI	RPI	RPI
DIV. I ONLY	15- 14	162	4-6	313	235	228	228	24	24	
DIV. I NON-CONF.	3- 6	235	0	331	108	312	312	25	25	
TOTALS	RPI 1-25	RPI 26-50	W-L RECORDS	RPI 51-100	RPI 101-150	RPI 150+				
15- 14	0- 0	0- 0	OVERALL	1- 5	0- 1	14- 8				
10- 4	0- 0	0- 0	HOME	1- 1	0- 0	9- 3				
5- 10	0- 0	0- 0	AWAY	0- 4	0- 1	5- 5				
0- 0	0- 0	0- 0	NEUTRAL	0- 0	0- 0	0- 0				
3- 6	0- 0	0- 0	NON-CONFERENCE	0- 2	0- 1	3- 3				
2- 2	0- 0	0- 0	HOME	0- 0	0- 0	2- 2				
1- 4	0- 0	0- 0	AWAY	0- 2	0- 1	1- 1				
0- 0	0- 0	0- 0	NEUTRAL	0- 0	0- 0	0- 0				
12- 8	0- 0	0- 0	CONFERENCE	1- 3	0- 0	11- 5				
8- 2	0- 0	0- 0	HOME	1- 1	0- 0	7- 1				
4- 6	0- 0	0- 0	AWAY	0- 2	0- 0	4- 4				
0- 0	0- 0	0- 0	NEUTRAL	0- 0	0- 0	0- 0				

RPI S	Opponent	Score	RPI S	Opponent	Score	RPI S	Opponent	Score	RPI S	Opponent	Score	Team's RPI: 228
						54	A Marist	45 75	116	A Temple	59 77	
						54	H Marist	52 48	166	H Dartmouth	51 52	
						55	A St. John's (NY)	69 71	183	A Quinnipiac	62 76	
						64	A Seton Hall	44 74	183	H Quinnipiac	72 60	
						95	A Rider	52 60	188	A Manhattan	38 51	
						95	H Rider	60 68	188	H Manhattan	87 47	
									210	A Rhode Island	41 74	
									222	H Brown	44 58	
									254	A Iona	52 40	
									254	H Iona	52 59	
									278	A Siena	65 35	
									278	H Siena	58 46	
									289	A Niagara	77 65	
									289	H Niagara	71 49	
									293	A Monmouth	40 39	
									293	H Monmouth	49 38	
									318	A Saint Peter's	63 66	
									318	H Saint Peter's	67 48	
									320	H Navy	66 52	
									328	H Hofstra	73 64	
									333	A LIU Brooklyn	53 51	
									337	A Canisius	63 70	
									337	H Canisius	72 70	
LAST 10 Division I												
			289	H Niagara	71 49		183	H Quinnipiac	72 60			
			278	H Siena	58 46		318	A Saint Peter's	63 66			
			188	A Manhattan	38 51		254	H Iona	52 59			
			95	H Rider	60 68		293	A Monmouth	40 39			
			54	A Marist	45 75		337	A Canisius	63 70			

Non-Div I Games:

Fairfield

■ Loss,
 ■ Non-Conf,
 ■ S Site,
 ■ H Home
 ■ A Away
 N Neutral

Ralph B. D'Amico				Through Games of March 7, 2010						
Average RPI Win:	300	WON-LOST	WINNING	LAST 10	STRENGTH OF	OPP. STRENGTH	TEAM	ADJ.	CONF.	ADJ CONF.
Average RPI Loss:	226	RECORD	PCT. RANK	GAMES	SCHEDULE	OF SCHEDULE	RPI	RPI	RPI	RPI
DIV. I ONLY	12- 17	223	5-5		343	345	302	302	30	30
DIV. I NON-CONF.	3- 8	268	0		327	334	327	327	30	30

TOTALS	RPI 1-25		RPI 26-50		W-L RECORDS		RPI 51-100		RPI 101-150	RPI 150+
12- 17	0- 0		0- 0		OVERALL		0- 0		0- 2	12- 15
6- 8	0- 0		0- 0		HOME		0- 0		0- 1	6- 7
6- 9	0- 0		0- 0		AWAY		0- 0		0- 1	6- 8
0- 0	0- 0		0- 0		NEUTRAL		0- 0		0- 0	0- 0
3- 8	0- 0		0- 0		NON-CONFERENCE		0- 0		0- 0	3- 8
1- 4	0- 0		0- 0		HOME		0- 0		0- 0	1- 4
2- 4	0- 0		0- 0		AWAY		0- 0		0- 0	2- 4
0- 0	0- 0		0- 0		NEUTRAL		0- 0		0- 0	0- 0
9- 9	0- 0		0- 0		CONFERENCE		0- 0		0- 2	9- 7
5- 4	0- 0		0- 0		HOME		0- 0		0- 1	5- 3
4- 5	0- 0		0- 0		AWAY		0- 0		0- 1	4- 4
0- 0	0- 0		0- 0		NEUTRAL		0- 0		0- 0	0- 0

[illegible]

Non-Div I Games:

Fairleigh Dickinson

Loss, Non-Conf, S Site, H Home A Away N Neutral

F
a
i
r
l
e
i
g
h
D
i
c
k
i
n
s
o
n

RPI	S	Opponent	Score
333	H	LIU Brooklyn	64 50
346	A	Central Conn. St.	63 55
346	H	Central Conn. St.	66 47

Fairleigh Dickinson
i
n
s
o
n

Fla. Atlantic

Through Games Of March 7, 2020

Average RPI Win:	242	WON-LOST	WINNING	LAST 10	STRENGTH OF	OPP. STRENGTH	TEAM	ADJ.	CONF.	ADJ CONF.
Average RPI Loss:	112	RECORD	PCT. RANK	GAMES	SCHEDULE	OF SCHEDULE	RPI	RPI	RPI	RPI
DIV. I ONLY	13- 16	203	4-6	154	148	202	202	13	13	
DIV. I NON-CONF.	6- 5	151	0	219	186	193	193	16	16	
TOTALS	RPI 1-25	RPI 26-50	W-L RECORDS	RPI 51-100	RPI 101-150	RPI 150+				
13- 16	0- 1	0- 5	OVERALL	1- 1	2- 4	10- 5				
9- 7	0- 0	0- 2	HOME	1- 1	0- 2	8- 2				
4- 9	0- 1	0- 3	AWAY	0- 0	2- 2	2- 3				
0- 0	0- 0	0- 0	NEUTRAL	0- 0	0- 0	0- 0				
6- 5	0- 1	0- 0	NON-CONFERENCE	0- 0	2- 3	4- 1				
4- 3	0- 0	0- 0	HOME	0- 0	0- 2	4- 1				
2- 2	0- 1	0- 0	AWAY	0- 0	2- 1	0- 0				
0- 0	0- 0	0- 0	NEUTRAL	0- 0	0- 0	0- 0				
7- 11	0- 0	0- 5	CONFERENCE	1- 1	0- 1	6- 4				
5- 4	0- 0	0- 2	HOME	1- 1	0- 0	4- 1				
2- 7	0- 0	0- 3	AWAY	0- 0	0- 1	2- 3				
0- 0	0- 0	0- 0	NEUTRAL	0- 0	0- 0	0- 0				

RPI 1-25				RPI 26-50				RPI 51-100				RPI 101+ Team's RPI: 202			
RPI	S	Opponent	Score	RPI	S	Opponent	Score	RPI	S	Opponent	Score	RPI	S	Opponent	Score
15	A	Iowa	53 85	30	A	Western Ky.	59 68	53	H	Rice	69 78	103	A	UAB	73 92
				30	H	Western Ky.	56 69	61	H	Charlotte	65 44	120	H	Harvard	51 65
				33	A	Old Dominion	49 60					124	A	Richmond	55 57
				33	H	Old Dominion	63 75					125	H	Kansas	60 90
				45	A	Middle Tenn.	66 81					140	A	Hampton	64 63
												143	A	Western Mich.	80 79
												197	H	Furman	63 69
												204	A	Southern Miss.	55 59
												204	H	Southern Miss.	67 71
												208	H	Little Rock	79 72
												220	A	UTEP	65 96
												237	H	North Texas	84 78
												251	A	Marshall	75 85
												251	H	Marshall	68 50
												263	H	Louisiana Tech	77 75
												278	H	Siena	83 39
												279	H	Loyola Maryland	72 61
												310	A	FIU	64 61
												310	H	FIU	54 42
												321	A	UTSA	80 53
												346	H	Central Conn. St.	72 54
LAST 10 Division I															
				251	H	Marshall	68 50	263	H	Louisiana Tech	77 75				
				204	A	Southern Miss.	55 59	204	H	Southern Miss.	67 71				
				33	A	Old Dominion	49 60	310	A	FIU	64 61				
				30	H	Western Ky.	56 69	251	A	Marshall	75 85				
				310	H	FIU	54 42	30	A	Western Ky.	59 68				

Non-Div I Games:

Fla. Atlantic

Loss, Non-Conf, S Site, H Home A Away N Neutral

Average RPI Win:	215	WON-LOST	WINNING	LAST 10	STRENGTH OF	OPP. STRENGTH	TEAM	ADJ.	CONF.	ADJ CONF.
Average RPI Loss:	47	RECORD	PCT. RANK	GAMES	SCHEDULE	OF SCHEDULE	RPI	RPI	RPI	RPI
DIV. I ONLY	15- 15	175	4-6	98	52	138	138	4	4	
DIV. I NON-CONF.	9- 4	84	0	307	196	188	188	5	5	
TOTALS	RPI 1-25	RPI 26-50	W-L RECORDS	RPI 51-100	RPI 101-150	RPI 150+				
15- 15	1- 5	1- 4	OVERALL	0- 4	3- 2	10- 0				
9- 7	0- 3	1- 2	HOME	0- 2	2- 0	6- 0				
5- 6	1- 2	0- 1	AWAY	0- 2	1- 1	3- 0				
1- 2	0- 0	0- 1	NEUTRAL	0- 0	0- 1	1- 0				
9- 4	0- 1	0- 1	NON-CONFERENCE	0- 0	1- 2	8- 0				
6- 2	0- 1	0- 1	HOME	0- 0	1- 0	5- 0				
2- 1	0- 0	0- 0	AWAY	0- 0	0- 1	2- 0				
1- 1	0- 0	0- 0	NEUTRAL	0- 0	0- 1	1- 0				
6- 11	1- 4	1- 3	CONFERENCE	0- 4	2- 0	2- 0				
3- 5	0- 2	1- 1	HOME	0- 2	1- 0	1- 0				
3- 5	1- 2	0- 1	AWAY	0- 2	1- 0	1- 0				
0- 1	0- 0	0- 1	NEUTRAL	0- 0	0- 0	0- 0				

RPI S	Opponent	Score	RPI S	Opponent	Score	RPI S	Opponent	Score	RPI S	Opponent	Score	Team's RPI: 138
1	H South Carolina	67 100	27	H Florida St.	55 66	63	A Georgia	59 65	112	A Auburn	83 63	
10	A Mississippi St.	47 93	31	A Arkansas	57 79	63	H Georgia	43 49	113	N Wake Forest	68 73	
14	H Indiana	49 73	31	H Arkansas	83 80	65	H Tennessee	50 78	125	A Kansas	66 76	
20	A Texas A&M	42 69	36	H LSU	68 77	71	A Alabama	62 69	127	H Vanderbilt	68 60	
23	A Kentucky	70 62	36	N LSU	59 73				141	H Davidson	55 50	
23	H Kentucky	45 65							161	H Samford	84 48	
									176	A Missouri	75 67	
									266	N Xavier	67 64	
									272	H Longwood	71 54	
									298	H Ole Miss	74 72	
									301	H Presbyterian	60 46	
									303	A Prairie View	51 44	
									324	H Mercer	71 50	
									339	H Florida A&M	84 40	
									344	A Grambling	72 65	
LAST 10 Division I												
36	N LSU	59 73	176	A Missouri	75 67							
63	A Georgia	59 65	298	H Ole Miss	74 72							
1	H South Carolina	67 100	63	H Georgia	43 49							
31	H Arkansas	83 80	23	A Kentucky	70 62							
71	A Alabama	62 69	36	H LSU	68 77							

Non-Div I Games:

Florida

■ Loss,
 ■ Non-Conf,
 ■ S Site,
 ■ Home
 ■ A Away
 N Neutral

Average RPI Win:	338	WON-LOST	WINNING	LAST 10	STRENGTH OF	OPP. STRENGTH	TEAM	ADJ.	CONF.	ADJ CONF.
Average RPI Loss:	210	RECORD	PCT. RANK	GAMES	SCHEDULE	OF SCHEDULE	RPI	RPI	RPI	RPI
DIV. I ONLY	4- 21	328	2-8	296	350	339	339	29	29	
DIV. I NON-CONF.	0- 9	338	0	282	343	348	348	29	29	
TOTALS	RPI 1-25	RPI 26-50	W-L RECORDS	RPI 51-100	RPI 101-150	RPI 150+				
4- 21	0- 0	0- 1	OVERALL	0- 0	0- 4	4- 16				
2- 8	0- 0	0- 0	HOME	0- 0	0- 1	2- 7				
2- 13	0- 0	0- 1	AWAY	0- 0	0- 3	2- 9				
0- 0	0- 0	0- 0	NEUTRAL	0- 0	0- 0	0- 0				
0- 9	0- 0	0- 1	NON-CONFERENCE	0- 0	0- 2	0- 6				
0- 2	0- 0	0- 0	HOME	0- 0	0- 0	0- 2				
0- 7	0- 0	0- 1	AWAY	0- 0	0- 2	0- 4				
0- 0	0- 0	0- 0	NEUTRAL	0- 0	0- 0	0- 0				
4- 12	0- 0	0- 0	CONFERENCE	0- 0	0- 2	4- 10				
2- 6	0- 0	0- 0	HOME	0- 0	0- 1	2- 5				
2- 6	0- 0	0- 0	AWAY	0- 0	0- 1	2- 5				
0- 0	0- 0	0- 0	NEUTRAL	0- 0	0- 0	0- 0				

RPI 1-25			RPI 26-50			RPI 51-100			RPI 101+			Team's RPI: 339
RPI	S	Opponent	Score	RPI	S	Opponent	Score	RPI	S	Opponent	Score	
				36	A	LSU	45 73					
								109	A	Bethune-Cookman	64 66	
								109	H	Bethune-Cookman	57 78	
								133	A	Texas Tech	60 98	
								138	A	Florida	40 84	
								156	A	Norfolk St.	51 59	
								156	H	Norfolk St.	62 69	
								158	H	Jacksonville	54 88	
								160	A	N.C. A&T	44 71	
								160	H	N.C. A&T	49 66	
								232	H	Morgan St.	47 59	
								234	H	Alabama A&M	53 77	
								247	A	Jacksonville St.	67 72	
								262	A	Howard	58 72	
								262	H	Howard	56 82	
								277	A	Delaware St.	53 61	
								295	A	N.C. Central	57 66	
								295	H	N.C. Central	70 71	
								317	A	UMES	81 71	
								323	A	Alcorn	42 58	
								325	A	USC Upstate	61 74	
								335	H	Coppin St.	58 48	
								350	A	South Carolina St.	44 39	
								350	H	South Carolina St.	57 45	
								351	A	Mississippi Val.	70 71	
LAST 10 Division I												
				109	A	Bethune-Cookman	64 66	160	H	N.C. A&T	49 66	
				350	H	South Carolina St.	57 45	262	H	Howard	56 82	
				156	H	Norfolk St.	62 69	109	H	Bethune-Cookman	57 78	
				317	A	UMES	81 71	156	A	Norfolk St.	51 59	
				277	A	Delaware St.	53 61	262	A	Howard	58 72	

Non-Div I Games: Johnson (FL) 102 40 Trinity Baptist 103 54

Florida A&M

Average RPI Win:	129	WON-LOST	WINNING	LAST 10	STRENGTH OF	OPP. STRENGTH	TEAM	ADJ.	CONF.	ADJ CONF.
Average RPI Loss:	69	RECORD	PCT. RANK	GAMES	SCHEDULE	OF SCHEDULE	RPI	RPI	RPI	RPI
DIV. I ONLY	24- 7	30	7-3	75	36	27	27	5	5	
DIV. I NON-CONF.	11- 0	1	0	141	46	11	11	4	4	
TOTALS	RPI 1-25	RPI 26-50	W-L RECORDS	RPI 51-100	RPI 101-150	RPI 150+				
24- 7	3- 1	3- 1	OVERALL	2- 4	9- 1	7- 0				
12- 3	0- 0	1- 0	HOME	2- 2	5- 1	4- 0				
8- 4	1- 1	1- 1	AWAY	0- 2	3- 0	3- 0				
4- 0	2- 0	1- 0	NEUTRAL	0- 0	1- 0	0- 0				
11- 0	1- 0	2- 0	NON-CONFERENCE	1- 0	3- 0	4- 0				
6- 0	0- 0	0- 0	HOME	1- 0	2- 0	3- 0				
3- 0	0- 0	1- 0	AWAY	0- 0	1- 0	1- 0				
2- 0	1- 0	1- 0	NEUTRAL	0- 0	0- 0	0- 0				
13- 7	2- 1	1- 1	CONFERENCE	1- 4	6- 1	3- 0				
6- 3	0- 0	1- 0	HOME	1- 2	3- 1	1- 0				
5- 4	1- 1	0- 1	AWAY	0- 2	2- 0	2- 0				
2- 0	1- 0	0- 0	NEUTRAL	0- 0	1- 0	0- 0				

RPI 1-25				RPI 26-50				Team's RPI: 27	RPI 51-100				RPI 101+			
RPI	S	Opponent	Score	RPI	S	Opponent	Score		RPI	S	Opponent	Score	RPI	S	Opponent	Score
7	A	Louisville	67 59	26	A	Duke	64 66		55	H	St. John's (NY)	74 70	101	H	Michigan St.	78 68
7	N	Louisville	62 60	34	N	Michigan	79 69		60	H	Boston College	56 65	113	A	Wake Forest	70 65
20	N	Texas A&M	80 58	36	A	LSU	70 62		74	H	Virginia	63 55	113	H	Wake Forest	78 67
21	A	NC State	51 68	38	H	Virginia Tech	86 62		78	A	Georgia Tech	62 65	113	N	Wake Forest	76 47
									78	H	Georgia Tech	52 67	117	A	Miami (FL)	73 62
									100	A	Syracuse	89 90	117	H	Miami (FL)	79 61
													121	H	Notre Dame	67 70
													126	H	North Florida	70 41
													138	A	Florida	66 55
													150	H	North Carolina	78 64
													158	H	Jacksonville	75 41
													161	H	Samford	88 59
													221	A	Clemson	81 64
													221	H	Clemson	81 54
													285	A	Pittsburgh	66 41
													341	A	UIC	86 42
													343	H	Charleston So.	88 36
LAST 10 Division I																
		7 N Louisville	62 60			113 H Wake Forest	78 67									
		113 N Wake Forest	76 47			26 A Duke	64 66									
		121 H Notre Dame	67 70			74 H Virginia	63 55									
		221 H Clemson	81 54			7 A Louisville	67 59									
		78 A Georgia Tech	62 65			285 A Pittsburgh	66 41									

Non-Div I Games:

Florida St.

■ Loss,
■ Non-Conf,
■ S Site,
■ H Home
■ A Away
N Neutral

Average RPI Win:	172	WON-LOST	WINNING	LAST 10	STRENGTH OF	OPP. STRENGTH	TEAM	ADJ.	CONF.	ADJ CONF.
Average RPI Loss:	104	RECORD	PCT. RANK	GAMES	SCHEDULE	OF SCHEDULE	RPI	RPI	RPI	RPI
DIV. I ONLY	21- 11	75	7-3	124	100	89	89	12	12	
DIV. I NON-CONF.	8- 5	117	0	170	66	127	127	12	12	
TOTALS	RPI 1-25	RPI 26-50	W-L RECORDS	RPI 51-100	RPI 101-150	RPI 150+				
21- 11	0- 0	1- 2	OVERALL	2- 4	7- 4	11- 1				
14- 2	0- 0	1- 0	HOME	1- 1	3- 1	9- 0				
5- 7	0- 0	0- 1	AWAY	1- 2	2- 3	2- 1				
2- 2	0- 0	0- 1	NEUTRAL	0- 1	2- 0	0- 0				
8- 5	0- 0	0- 1	NON-CONFERENCE	1- 1	2- 2	5- 1				
5- 2	0- 0	0- 0	HOME	0- 1	1- 1	4- 0				
2- 2	0- 0	0- 0	AWAY	1- 0	0- 1	1- 1				
1- 1	0- 0	0- 1	NEUTRAL	0- 0	1- 0	0- 0				
13- 6	0- 0	1- 1	CONFERENCE	1- 3	5- 2	6- 0				
9- 0	0- 0	1- 0	HOME	1- 0	2- 0	5- 0				
3- 5	0- 0	0- 1	AWAY	0- 2	2- 2	1- 0				
1- 1	0- 0	0- 0	NEUTRAL	0- 1	1- 0	0- 0				

RPI 1-25				RPI 26-50				RPI 51-100				Team's RPI: 89				RPI 101+			
RPI	S	Opponent	Score	RPI	S	Opponent	Score	RPI	S	Opponent	Score	RPI	S	Opponent	Score	RPI	S	Opponent	Score
				31	N	Arkansas	59 71	61	A	Charlotte	76 51	118	A	Columbia	51 70				
				43	A	Dayton	44 48	79	H	Villanova	66 73	121	H	Notre Dame	55 60				
				43	H	Dayton	50 38	84	A	Saint Louis	49 59	122	N	Lehigh	59 57				
								84	H	Saint Louis	66 54	124	A	Richmond	64 47				
								88	A	VCU	52 62	130	A	Duquesne	63 74				
								88	N	VCU	55 60	130	N	Duquesne	54 47				
												141	A	Davidson	62 74				
												141	H	Davidson	47 46				
												144	H	George Washington	53 47				
												147	H	Northeastern	74 58				
												148	A	Massachusetts	69 64				
												161	H	Samford	68 37				
												188	A	Manhattan	51 45				
												194	H	La Salle	62 45				
												210	H	Rhode Island	60 50				
												215	H	Houston	63 54				
												219	A	Penn St.	59 72				
												233	H	Southern U.	65 52				
												236	H	Saint Joseph's	67 45				
												236	H	Saint Joseph's	59 36				
												249	A	George Mason	66 54				
												258	H	Georgetown	67 54				
												296	H	St. Bonaventure	79 53				
LAST 10 Division I																			
				88	N	VCU	55 60	43	H	Dayton	50 38								
				130	N	Duquesne	54 47	84	A	Saint Louis	49 59								
				236	H	Saint Joseph's	59 36	124	A	Richmond	64 47								
				236	H	Saint Joseph's	67 45	141	H	Davidson	47 46								
				130	A	Duquesne	63 74	148	A	Massachusetts	69 64								

Non-Div I Games:

Fordham

■ Loss,
 ■ Non-Conf,
 ■ S Site,
 ■ H Home
 ■ A Away
 N Neutral

Average RPI Win:	217	WON-LOST	WINNING	LAST 10	STRENGTH OF	OPP. STRENGTH	TEAM	ADJ.	CONF.	ADJ CONF.
Average RPI Loss:	140	RECORD	PCT. RANK	GAMES	SCHEDULE	OF SCHEDULE	RPI	RPI	RPI	RPI
DIV. I ONLY	23- 7	33	7-3	183	197	69	69	17	17	
DIV. I NON-CONF.	5- 4	140	0	190	152	139	139	20	20	
TOTALS	RPI 1-25	RPI 26-50	W-L RECORDS	RPI 51-100	RPI 101-150	RPI 150+				
23- 7	0- 0	0- 0	OVERALL	1- 3	3- 1	19- 3				
11- 1	0- 0	0- 0	HOME	0- 1	1- 0	10- 0				
9- 4	0- 0	0- 0	AWAY	1- 0	1- 1	7- 3				
3- 2	0- 0	0- 0	NEUTRAL	0- 2	1- 0	2- 0				
5- 4	0- 0	0- 0	NON-CONFERENCE	0- 2	0- 1	5- 1				
2- 1	0- 0	0- 0	HOME	0- 1	0- 0	2- 0				
2- 2	0- 0	0- 0	AWAY	0- 0	0- 1	2- 1				
1- 1	0- 0	0- 0	NEUTRAL	0- 1	0- 0	1- 0				
18- 3	0- 0	0- 0	CONFERENCE	1- 1	3- 0	14- 2				
9- 0	0- 0	0- 0	HOME	0- 0	1- 0	8- 0				
7- 2	0- 0	0- 0	AWAY	1- 0	1- 0	5- 2				
2- 1	0- 0	0- 0	NEUTRAL	0- 1	1- 0	1- 0				

[illegible]

Non-Div I Games: La Verne

111 56

UC Merced

92 26

Fresno St.

■ Loss, ■ Non-Conf, S Site, H Home A Away N Neutral

Average RPI Win: 244	WON-LOST	WINNING	LAST 10	STRENGTH OF	OPP. STRENGTH	TEAM	ADJ.	CONF.	ADJ CONF.
Average RPI Loss: 173	RECORD	PCT. RANK	GAMES	SCHEDULE	OF SCHEDULE	RPI	RPI	RPI	RPI
DIV. I ONLY	16- 12	130	5-5	324	198	197	197	27	27
DIV. I NON-CONF.	7- 5	131	0	243	70	133	133	21	21
TOTALS	RPI 1-25	RPI 26-50	W-L RECORDS	RPI 51-100	RPI 101-150	RPI 150+			
16- 12	0- 0	0- 1	OVERALL	0- 1	2- 3	14- 7			
8- 3	0- 0	0- 0	HOME	0- 0	1- 1	7- 2			
6- 8	0- 0	0- 1	AWAY	0- 1	1- 2	5- 4			
2- 1	0- 0	0- 0	NEUTRAL	0- 0	0- 0	2- 1			
7- 5	0- 0	0- 1	NON-CONFERENCE	0- 1	2- 1	5- 2			
3- 1	0- 0	0- 0	HOME	0- 0	1- 0	2- 1			
3- 4	0- 0	0- 1	AWAY	0- 1	1- 1	2- 1			
1- 0	0- 0	0- 0	NEUTRAL	0- 0	0- 0	1- 0			
9- 7	0- 0	0- 0	CONFERENCE	0- 0	0- 2	9- 5			
5- 2	0- 0	0- 0	HOME	0- 0	0- 1	5- 1			
3- 4	0- 0	0- 0	AWAY	0- 0	0- 1	3- 3			
1- 1	0- 0	0- 0	NEUTRAL	0- 0	0- 0	1- 1			

RPI 1-25			RPI 26-50			RPI 51-100			RPI 101+ Team's RPI: 197		
RPI	S	Opponent	Score	RPI	S	Opponent	Score	RPI	S	Opponent	Score
				45	A	Middle Tenn.	62 78	63	A	Georgia	48 77
								124	A	Richmond	70 69
								127	A	Vanderbilt	46 74
								137	A	UNC Greensboro	53 61
								137	H	UNC Greensboro	53 59
								140	H	Hampton	70 65
								157	A	Gardner-Webb	72 67
								161	A	Samford	72 59
								161	H	Samford	77 69
								161 N		Samford	45 75
								173	H	Elon	76 87
								202	A	Fla. Atlantic	69 63
								207	A	Chattanooga	52 60
								207	H	Chattanooga	63 69
								221	A	Clemson	71 77
								236 N		Saint Joseph's	63 48
								270	A	Wofford	62 66
								270	H	Wofford	62 56
								270 N		Wofford	68 54
								287	A	ETSU	81 62
								287	H	ETSU	67 47
								288	H	Ga. Southern	78 63
								316	H	Georgia St.	62 55
								324	A	Mercer	55 61
								324	H	Mercer	62 49
								342	A	Western Caro.	69 59
								342	H	Western Caro.	69 53
LAST 10 Division I											
				161 N		Samford	45 75	287	H	ETSU	67 47
				270 N		Wofford	68 54	207	H	Chattanooga	63 69
				270	H	Wofford	62 56	324	A	Mercer	55 61
				137	A	UNC Greensboro	53 61	161	A	Samford	72 59
				342	A	Western Caro.	69 59	270	A	Wofford	62 66

Non-Div I Games: North Greenville 88 51 Newberry 62 43 UNKNOWN 88 24

Furman

Loss, Non-Conf, S Site, H Home A Away N Neutral

Ga. Southern

Through Games Of March 7, 2020

Average RPI Win:	285	WON-LOST	WINNING	LAST 10	STRENGTH OF	OPP. STRENGTH	TEAM	ADJ.	CONF.	ADJ CONF.
Average RPI Loss:	185	RECORD	PCT. RANK	GAMES	SCHEDULE	OF SCHEDULE	RPI	RPI	RPI	RPI
DIV. I ONLY	10- 19	270	4-6	295	278	288	288	21	21	
DIV. I NON-CONF.	3- 8	268	0	284	331	294	294	19	19	
TOTALS	RPI 1-25	RPI 26-50	W-L RECORDS	RPI 51-100	RPI 101-150	RPI 150+				
10- 19	0- 0	0- 1	OVERALL	0- 3	0- 2	10- 13				
5- 6	0- 0	0- 1	HOME	0- 1	0- 0	5- 4				
4- 12	0- 0	0- 0	AWAY	0- 1	0- 2	4- 9				
1- 1	0- 0	0- 0	NEUTRAL	0- 1	0- 0	1- 0				
3- 8	0- 0	0- 0	NON-CONFERENCE	0- 1	0- 1	3- 6				
0- 2	0- 0	0- 0	HOME	0- 0	0- 0	0- 2				
2- 5	0- 0	0- 0	AWAY	0- 0	0- 1	2- 4				
1- 1	0- 0	0- 0	NEUTRAL	0- 1	0- 0	1- 0				
7- 11	0- 0	0- 1	CONFERENCE	0- 2	0- 1	7- 7				
5- 4	0- 0	0- 1	HOME	0- 1	0- 0	5- 2				
2- 7	0- 0	0- 0	AWAY	0- 1	0- 1	2- 5				
0- 0	0- 0	0- 0	NEUTRAL	0- 0	0- 0	0- 0				

RPI S	Opponent	Score	RPI S	Opponent	Score	RPI S	Opponent	Score	RPI S	Opponent	Score	Team's RPI: 288
			42 H	Troy	69 79	96 A	Coastal Caro.	59 66	102 A	UT Arlington	73 101	
						96 H	Coastal Caro.	74 90	109 A	Bethune-Cookman	57 75	
						97 N	Kent St.	48 62	170 A	Tulane	40 56	
									190 A	Louisiana	60 72	
									190 H	Louisiana	83 67	
									197 A	Furman	63 78	
									208 A	Little Rock	46 58	
									208 H	Little Rock	49 65	
									213 A	Appalachian St.	75 83	
									213 H	Appalachian St.	78 70	
									218 H	North Dakota	56 69	
									222 H	Kennesaw St.	69 95	
									239 H	South Alabama	65 71	
									243 A	Arkansas St.	62 69	
									243 H	Arkansas St.	80 67	
									250 A	Texas St.	68 72	
									270 A	Wofford	70 57	
									282 A	Winthrop	91 47	
									298 A	Ole Miss	66 69	
									316 A	Georgia St.	77 74	
									316 H	Georgia St.	81 56	
									319 N	St. Francis Brooklyn	78 47	
									324 A	Mercer	52 62	
									348 A	La.-Monroe	72 66	
									348 H	La.-Monroe	64 47	
LAST 10 Division I												
			316 A	Georgia St.	77 74		190 A	Louisiana	60 72			
			102 A	UT Arlington	73 101		348 A	La.-Monroe	72 66			
			250 A	Texas St.	68 72		243 H	Arkansas St.	80 67			
			213 H	Appalachian St.	78 70		208 H	Little Rock	49 65			
			96 H	Coastal Caro.	74 90		213 A	Appalachian St.	75 83			

Non-Div I Games:

Ga. Southern

■ Loss,
■ Non-Conf,
■ S Site,
■ H Home
■ A Away
N Neutral

Gardner-Webb

Through Games Of March 7, 2020

Average RPI Win:	258	WON-LOST	WINNING	LAST 10	STRENGTH OF	OPP. STRENGTH	TEAM	ADJ.	CONF.	ADJ CONF.
Average RPI Loss:	168	RECORD	PCT. RANK	GAMES	SCHEDULE	OF SCHEDULE	RPI	RPI	RPI	RPI
DIV. I ONLY	18- 11	100	8-2	280	291	157	157	25	25	
DIV. I NON-CONF.	5- 4	140	0	251	189	170	170	28	28	
TOTALS	RPI 1-25	RPI 26-50	W-L RECORDS	RPI 51-100	RPI 101-150	RPI 150+				
18- 11	0- 0	0- 1	OVERALL	0- 2	2- 2	16- 6				
11- 3	0- 0	0- 0	HOME	0- 0	2- 0	9- 3				
7- 8	0- 0	0- 1	AWAY	0- 2	0- 2	7- 3				
0- 0	0- 0	0- 0	NEUTRAL	0- 0	0- 0	0- 0				
5- 4	0- 0	0- 1	NON-CONFERENCE	0- 2	0- 0	5- 1				
3- 1	0- 0	0- 0	HOME	0- 0	0- 0	3- 1				
2- 3	0- 0	0- 1	AWAY	0- 2	0- 0	2- 0				
0- 0	0- 0	0- 0	NEUTRAL	0- 0	0- 0	0- 0				
13- 7	0- 0	0- 0	CONFERENCE	0- 0	2- 2	11- 5				
8- 2	0- 0	0- 0	HOME	0- 0	2- 0	6- 2				
5- 5	0- 0	0- 0	AWAY	0- 0	0- 2	5- 3				
0- 0	0- 0	0- 0	NEUTRAL	0- 0	0- 0	0- 0				

RPI 1-25				RPI 26-50				RPI 51-100				RPI 101+				Team's RPI: 157			
RPI	S	Opponent	Score	RPI	S	Opponent	Score	RPI	S	Opponent	Score	RPI	S	Opponent	Score				
				38	A	Virginia Tech	65 87					61	A	Charlotte	49 74	132	A	Campbell	44 48
												63	A	Georgia	56 84	132	H	Campbell	77 69
																140	A	Hampton	58 63
																140	H	Hampton	70 59
																169	A	Radford	51 65
																169	H	Radford	73 84
																177	A	High Point	62 46
																177	H	High Point	70 57
																186	H	Delaware	67 65
																197	H	Furman	67 72
																213	A	Appalachian St.	67 56
																257	A	UNC Asheville	65 59
																257	H	UNC Asheville	85 55
																270	H	Wofford	67 53
																272	A	Longwood	70 80
																272	H	Longwood	73 70
																282	A	Winthrop	54 49
																282	H	Winthrop	71 59
																301	A	Presbyterian	49 64
																301	H	Presbyterian	53 56
LAST 10 Division I																324	A	Mercer	65 62
				132	H	Campbell	77 69					177	A	High Point	62 46	325	A	USC Upstate	70 59
				325	A	USC Upstate	70 59					272	H	Longwood	73 70	325	H	USC Upstate	63 53
				257	H	UNC Asheville	85 55					140	H	Hampton	70 59	342	H	Western Caro.	88 62
				282	A	Winthrop	54 49					169	A	Radford	51 65	343	A	Charleston So.	79 52
				301	A	Presbyterian	49 64					343	H	Charleston So.	67 45	343	H	Charleston So.	67 45

Non-Div I Games:

Gardner-Webb

Loss, Non-Conf, S Site, H Home A Away N Neutral

George Mason

Through Games Of March 7, 2020

Average RPI Win:	232	WON-LOST	WINNING	LAST 10	STRENGTH OF	OPP. STRENGTH	TEAM	ADJ.	CONF.	ADJ CONF.
Average RPI Loss:	133	RECORD	PCT. RANK	GAMES	SCHEDULE	OF SCHEDULE	RPI	RPI	RPI	RPI
DIV. I ONLY	9- 21	287	2-8	142	150	249	249	12	12	
DIV. I NON-CONF.	6- 7	182	0	166	283	188	188	12	12	
TOTALS	RPI 1-25	RPI 26-50	W-L RECORDS	RPI 51-100	RPI 101-150	RPI 150+				
9- 21	0- 0	0- 4	OVERALL	0- 6	2- 4	7- 7				
4- 10	0- 0	0- 2	HOME	0- 3	2- 2	2- 3				
5- 10	0- 0	0- 1	AWAY	0- 3	0- 2	5- 4				
0- 1	0- 0	0- 1	NEUTRAL	0- 0	0- 0	0- 0				
6- 7	0- 0	0- 3	NON-CONFERENCE	0- 1	0- 0	6- 3				
2- 4	0- 0	0- 2	HOME	0- 0	0- 0	2- 2				
4- 2	0- 0	0- 0	AWAY	0- 1	0- 0	4- 1				
0- 1	0- 0	0- 1	NEUTRAL	0- 0	0- 0	0- 0				
3- 14	0- 0	0- 1	CONFERENCE	0- 5	2- 4	1- 4				
2- 6	0- 0	0- 0	HOME	0- 3	2- 2	0- 1				
1- 8	0- 0	0- 1	AWAY	0- 2	0- 2	1- 3				
0- 0	0- 0	0- 0	NEUTRAL	0- 0	0- 0	0- 0				

RPI S	Opponent	Score	RPI S	Opponent	Score	RPI S	Opponent	Score	RPI S	Opponent	Score	Team's RPI: 249
38	H Virginia Tech	58 77	84	A Saint Louis	61 69	124	H Richmond	70 75				
43	A Dayton	55 59	84	H Saint Louis	51 64	130	A Duquesne	63 84				
46	H Bucknell	51 64	88	A VCU	36 48	141	H Davidson	69 76				
50	N Bradley	59 61	88	H VCU	63 82	144	A George Washington	57 62				
			89	H Fordham	54 66	144	H George Washington	70 60				
			96	A Coastal Caro.	59 74	148	H Massachusetts	73 56				
						186	A Delaware	44 63				
						194	A La Salle	65 77				
						194	H La Salle	59 64				
						200	H UMKC	58 64				
						201	H American	73 55				
						210	A Rhode Island	42 47				
						219	A Penn St.	78 68				
						229	A SMU	59 58				
						236	A Saint Joseph's	54 49				
						260	A Col. of Charleston	72 61				
						262	H Howard	75 86				
						296	A St. Bonaventure	47 62				
						320	A Navy	67 58				
						332	H Detroit Mercy	75 62				
LAST 10 Division I												
84	A Saint Louis	61 69	144	A George Washington	57 62							
194	H La Salle	59 64	84	H Saint Louis	51 64							
88	A VCU	36 48	148	H Massachusetts	73 56							
236	A Saint Joseph's	54 49	210	A Rhode Island	42 47							
124	H Richmond	70 75	194	A La Salle	65 77							

Non-Div I Games:

George Mason

■ Loss,
■ Non-Conf,
■ S Site,
■ H Home
■ A Away
N Neutral

George Washington

Through Games Of March 7, 2020

Average RPI Win:	182	WON-LOST	WINNING	LAST 10	STRENGTH OF	OPP. STRENGTH	TEAM	ADJ.	CONF.	ADJ CONF.
Average RPI Loss:	114	RECORD	PCT. RANK	GAMES	SCHEDULE	OF SCHEDULE	RPI	RPI	RPI	RPI
DIV. I ONLY	14- 16	189	5-5	90	105	144	144	12	12	
DIV. I NON-CONF.	6- 7	182	0	83	68	119	119	12	12	
TOTALS	RPI 1-25	RPI 26-50	W-L RECORDS	RPI 51-100	RPI 101-150	RPI 150+				
14- 16	0- 2	0- 3	OVERALL	2- 3	4- 4	8- 4				
7- 8	0- 1	0- 2	HOME	0- 2	3- 2	4- 1				
7- 8	0- 1	0- 1	AWAY	2- 1	1- 2	4- 3				
0- 0	0- 0	0- 0	NEUTRAL	0- 0	0- 0	0- 0				
6- 7	0- 2	0- 1	NON-CONFERENCE	1- 1	0- 2	5- 1				
2- 4	0- 1	0- 1	HOME	0- 1	0- 1	2- 0				
4- 3	0- 1	0- 0	AWAY	1- 0	0- 1	3- 1				
0- 0	0- 0	0- 0	NEUTRAL	0- 0	0- 0	0- 0				
8- 9	0- 0	0- 2	CONFERENCE	1- 2	4- 2	3- 3				
5- 4	0- 0	0- 1	HOME	0- 1	3- 1	2- 1				
3- 5	0- 0	0- 1	AWAY	1- 1	1- 1	1- 2				
0- 0	0- 0	0- 0	NEUTRAL	0- 0	0- 0	0- 0				

RPI 1-25				RPI 26-50				RPI 51-100				RPI 101+ Team's RPI: 144			
RPI	S	Opponent	Score	RPI	S	Opponent	Score	RPI	S	Opponent	Score	RPI	S	Opponent	Score
3	A	Maryland	54 88	29	H	James Madison	50 69	79	A	Villanova	68 56	104	H	William & Mary	51 63
11	H	Princeton	50 75	43	A	Dayton	44 50	84	H	Saint Louis	45 59	122	A	Lehigh	53 59
				43	H	Dayton	50 66	88	A	VCU	56 55	124	H	Richmond	50 40
								89	A	Fordham	47 53	124	H	Richmond	49 57
								92	H	Minnesota	50 83	130	A	Duquesne	72 65
												130	H	Duquesne	65 60
												141	A	Davidson	55 62
												148	H	Massachusetts	50 47
												183	A	Quinnipiac	78 67
												186	A	Delaware	63 49
												194	H	La Salle	54 61
												196	A	Memphis	64 63
												201	A	American	53 66
												210	H	Rhode Island	73 56
												236	A	Saint Joseph's	56 50
												249	A	George Mason	60 70
												249	H	George Mason	62 57
												258	H	Georgetown	52 49
												296	A	St. Bonaventure	55 59
												335	H	Coppin St.	54 35
LAST 10 Division I															
				124	H	Richmond	49 57	249	H	George Mason	62 57				
				124	H	Richmond	50 40	194	H	La Salle	54 61				
				210	H	Rhode Island	73 56	88	A	VCU	56 55				
				130	A	Duquesne	72 65	296	A	St. Bonaventure	55 59				
				43	A	Dayton	44 50	84	H	Saint Louis	45 59				

Non-Div I Games:

George Washington

■ Loss,
 ■ Non-Conf,
 ■ S Site,
 ■ H Home
 ■ A Away
 N Neutral

Georgetown

Through Games Of March 7, 2020

Average RPI Win:	270	WON-LOST	WINNING	LAST 10	STRENGTH OF	OPP. STRENGTH	TEAM	ADJ.	CONF.	ADJ CONF.
Average RPI Loss:	89	RECORD	PCT. RANK	GAMES	SCHEDULE	OF SCHEDULE	RPI	RPI	RPI	RPI
DIV. I ONLY	5- 25	325	1-9	85	78	258	258	6	6	
DIV. I NON-CONF.	3- 8	268	0	136	169	214	214	6	6	
TOTALS	RPI 1-25	RPI 26-50	W-L RECORDS	RPI 51-100	RPI 101-150	RPI 150+				
5- 25	0- 4	0- 1	OVERALL	0- 13	0- 4	5- 3				
1- 11	0- 2	0- 1	HOME	0- 6	0- 1	1- 1				
4- 12	0- 2	0- 0	AWAY	0- 6	0- 3	4- 1				
0- 2	0- 0	0- 0	NEUTRAL	0- 1	0- 0	0- 1				
3- 8	0- 0	0- 1	NON-CONFERENCE	0- 3	0- 4	3- 0				
0- 3	0- 0	0- 1	HOME	0- 1	0- 1	0- 0				
3- 4	0- 0	0- 0	AWAY	0- 1	0- 3	3- 0				
0- 1	0- 0	0- 0	NEUTRAL	0- 1	0- 0	0- 0				
2- 17	0- 4	0- 0	CONFERENCE	0- 10	0- 0	2- 3				
1- 8	0- 2	0- 0	HOME	0- 5	0- 0	1- 1				
1- 8	0- 2	0- 0	AWAY	0- 5	0- 0	1- 1				
0- 1	0- 0	0- 0	NEUTRAL	0- 0	0- 0	0- 1				

RPI	S	Opponent	Score	RPI	S	Opponent	Score	RPI	S	Opponent	Score	RPI	S	Opponent	Score	Team's RPI: 258
22	A	DePaul	66 92	29	H	James Madison	59 66	51	A	Creighton	78 95	118	A	Columbia	49 54	
22	H	DePaul	69 87					51	H	Creighton	56 65	124	H	Richmond	49 51	
24	A	Marquette	51 73					55	A	St. John's (NY)	54 71	141	A	Davidson	52 66	
24	H	Marquette	56 76					55	H	St. John's (NY)	68 74	144	A	George Washington	49 52	
								64	A	Seton Hall	60 79	187	A	Providence	55 62	
								64	H	Seton Hall	47 61	187	H	Providence	62 53	
								69	N	Fresno St.	69 82	187	N	Providence	46 49	
								79	A	Villanova	53 74	266	A	Xavier	63 50	
								79	H	Villanova	40 48	266	H	Xavier	64 85	
								89	A	Fordham	54 67	285	A	Pittsburgh	66 56	
								95	H	Rider	64 65	294	A	LMU (CA)	64 53	
								98	A	Butler	42 60	317	A	UMES	57 39	
								98	H	Butler	46 47					
LAST 10 Division I																
187	N	Providence	46 49	79	H	Villanova	40 48									
51	A	Creighton	78 95	266	A	Xavier	63 50									
187	A	Providence	55 62	98	A	Butler	42 60									
24	H	Marquette	56 76	55	H	St. John's (NY)	68 74									
22	H	DePaul	69 87	64	H	Seton Hall	47 61									

Non-Div I Games:

Georgetown

■ Loss,
 ■ Non-Conf,
 ■ S Site,
 ■ H Home
 ■ A Away
 N Neutral

Average RPI Win:	156	WON-LOST	WINNING	LAST 10	STRENGTH OF	OPP. STRENGTH	TEAM	ADJ.	CONF.	ADJ CONF.
Average RPI Loss:	45	RECORD	PCT. RANK	GAMES	SCHEDULE	OF SCHEDULE	RPI	RPI	RPI	RPI
DIV. I ONLY	17- 14	147	5-5	12	58	63	63	4	4	
DIV. I NON-CONF.	9- 4	84	0	52	200	89	89	5	5	
TOTALS	RPI 1-25	RPI 26-50	W-L RECORDS	RPI 51-100	RPI 101-150	RPI 150+				
17- 14	0- 9	3- 0	OVERALL	3- 3	3- 1	8- 1				
10- 8	0- 4	0- 0	HOME	1- 2	2- 1	7- 1				
4- 5	0- 4	2- 0	AWAY	0- 1	1- 0	1- 0				
3- 1	0- 1	1- 0	NEUTRAL	2- 0	0- 0	0- 0				
9- 4	0- 2	1- 0	NON-CONFERENCE	1- 2	0- 0	7- 0				
7- 3	0- 1	0- 0	HOME	0- 2	0- 0	7- 0				
0- 1	0- 1	0- 0	AWAY	0- 0	0- 0	0- 0				
2- 0	0- 0	1- 0	NEUTRAL	1- 0	0- 0	0- 0				
8- 10	0- 7	2- 0	CONFERENCE	2- 1	3- 1	1- 1				
3- 5	0- 3	0- 0	HOME	1- 0	2- 1	0- 1				
4- 4	0- 3	2- 0	AWAY	0- 1	1- 0	1- 0				
1- 1	0- 1	0- 0	NEUTRAL	1- 0	0- 0	0- 0				

RPI	S	Opponent	Score	RPI	S	Opponent	Score	RPI	S	Opponent	Score	RPI	S	Opponent	Score
1	H	South Carolina	53 88	31	A	Arkansas	64 55	65	A	Tennessee	56 73	112	H	Auburn	61 50
1	N	South Carolina	56 89	36	A	LSU	73 56	71	H	Alabama	76 75	127	H	Vanderbilt	55 63
4	A	Baylor	38 72	38	N	Virginia Tech	77 72	71	N	Alabama	68 61	138	A	Florida	49 43
10	A	Mississippi St.	53 67					78	H	Georgia Tech	40 73	138	H	Florida	65 59
10	H	Mississippi St.	66 73					79	H	Villanova	58 63	157	H	Gardner-Webb	84 56
13	H	UCLA	50 59					98	N	Butler	69 36	160	H	N.C. A&T	72 54
20	A	Texas A&M	63 64									176	H	Missouri	65 73
20	H	Texas A&M	47 64									197	H	Furman	77 48
23	A	Kentucky	77 88									222	H	Kennesaw St.	80 65
LAST 10 Division I															
		1 N South Carolina	56 89			20 H Texas A&M	47 64								
		71 N Alabama	68 61			71 H Alabama	76 75								
		138 H Florida	65 59			138 A Florida	49 43								
		23 A Kentucky	77 88			176 H Missouri	65 73								
		36 A LSU	73 56			10 A Mississippi St.	53 67								

Non-Div I Games:

Georgia

■ Loss,
 ■ Non-Conf,
 ■ S Site,
 ■ H Home
 ■ A Away
 N Neutral

Georgia St.

Through Games Of March 7, 2020

Average RPI Win:	292	WON-LOST	WINNING	LAST 10	STRENGTH OF	OPP. STRENGTH	TEAM	ADJ.	CONF.	ADJ CONF.
Average RPI Loss:	182	RECORD	PCT. RANK	GAMES	SCHEDULE	OF SCHEDULE	RPI	RPI	RPI	RPI
DIV. I ONLY	8- 21	298	4-6	286	272	316	316	21	21	
DIV. I NON-CONF.	3- 8	268	0	259	318	316	316	19	19	
TOTALS	RPI 1-25	RPI 26-50	W-L RECORDS	RPI 51-100	RPI 101-150	RPI 150+				
8- 21	0- 1	0- 1	OVERALL	0- 3	0- 2	8- 14				
5- 10	0- 1	0- 1	HOME	0- 1	0- 0	5- 7				
2- 11	0- 0	0- 0	AWAY	0- 2	0- 2	2- 7				
1- 0	0- 0	0- 0	NEUTRAL	0- 0	0- 0	1- 0				
3- 8	0- 1	0- 0	NON-CONFERENCE	0- 1	0- 1	3- 5				
2- 4	0- 1	0- 0	HOME	0- 0	0- 0	2- 3				
0- 4	0- 0	0- 0	AWAY	0- 1	0- 1	0- 2				
1- 0	0- 0	0- 0	NEUTRAL	0- 0	0- 0	1- 0				
5- 13	0- 0	0- 1	CONFERENCE	0- 2	0- 1	5- 9				
3- 6	0- 0	0- 1	HOME	0- 1	0- 0	3- 4				
2- 7	0- 0	0- 0	AWAY	0- 1	0- 1	2- 5				
0- 0	0- 0	0- 0	NEUTRAL	0- 0	0- 0	0- 0				

RPI	S	Opponent	Score	RPI	S	Opponent	Score	RPI	S	Opponent	Score	RPI	S	Opponent	Score	Team's RPI: 316
3	H	Maryland	41 114	42	H	Troy	57 71	78	A	Georgia Tech	28 69	102	A	UT Arlington	32 58	
								96	A	Coastal Caro.	45 87	137	A	UNC Greensboro	49 64	
								96	H	Coastal Caro.	50 66	185	H	Toledo	48 74	
												190	A	Louisiana	61 53	
												190	H	Louisiana	65 75	
												197	A	Furman	55 62	
												208	A	Little Rock	46 66	
												208	H	Little Rock	58 43	
												213	A	Appalachian St.	37 65	
												213	H	Appalachian St.	59 64	
												220	A	UTEP	68 71	
												234	H	Alabama A&M	52 67	
												239	H	South Alabama	64 81	
												243	A	Arkansas St.	68 70	
												243	H	Arkansas St.	67 56	
												250	A	Texas St.	62 67	
												288	A	Ga. Southern	56 81	
												288	H	Ga. Southern	74 77	
												310	H	FIU	63 70	
												313	N	New Mexico St.	59 51	
												338	H	SIUE	74 73	
												348	A	La.-Monroe	52 43	
												348	H	La.-Monroe	68 52	
												350	H	South Carolina St.	77 52	
LAST 10 Division I																
288	H	Ga. Southern	74 77	348	A	La.-Monroe	52 43									
250	A	Texas St.	62 67	190	A	Louisiana	61 53									
102	A	UT Arlington	32 58	208	H	Little Rock	58 43									
96	H	Coastal Caro.	50 66	243	H	Arkansas St.	67 56									
213	H	Appalachian St.	59 64	96	A	Coastal Caro.	45 87									

Non-Div I Games:

Georgia St.

■ Loss,
■ Non-Conf,
■ S Site,
■ H Home
■ A Away
N Neutral

Georgia Tech

Through Games Of March 7, 2020

Average RPI Win:	160	WON-LOST	WINNING	LAST 10	STRENGTH OF	OPP. STRENGTH	TEAM	ADJ.	CONF.	ADJ CONF.
Average RPI Loss:	65	RECORD	PCT. RANK	GAMES	SCHEDULE	OF SCHEDULE	RPI	RPI	RPI	RPI
DIV. I ONLY	20- 11	82	6-4	104	48	78	78	5	5	
DIV. I NON-CONF.	9- 2	37	0	200	56	62	62	4	4	
TOTALS	RPI 1-25	RPI 26-50	W-L RECORDS	RPI 51-100	RPI 101-150	RPI 150+				
20- 11	1- 3	2- 3	OVERALL	5- 1	3- 4	9- 0				
10- 4	0- 1	1- 0	HOME	1- 1	3- 2	5- 0				
7- 4	1- 0	1- 2	AWAY	2- 0	0- 2	3- 0				
3- 3	0- 2	0- 1	NEUTRAL	2- 0	0- 0	1- 0				
9- 2	0- 1	0- 1	NON-CONFERENCE	3- 0	1- 0	5- 0				
5- 0	0- 0	0- 0	HOME	0- 0	1- 0	4- 0				
2- 0	0- 0	0- 0	AWAY	1- 0	0- 0	1- 0				
2- 2	0- 1	0- 1	NEUTRAL	2- 0	0- 0	0- 0				
11- 9	1- 2	2- 2	CONFERENCE	2- 1	2- 4	4- 0				
5- 4	0- 1	1- 0	HOME	1- 1	2- 2	1- 0				
5- 4	1- 0	1- 2	AWAY	1- 0	0- 2	2- 0				
1- 1	0- 1	0- 0	NEUTRAL	0- 0	0- 0	1- 0				

RPI 1-25				RPI 26-50				RPI 51-100 Team's RPI: 78				RPI 101+			
RPI	S	Opponent	Score	RPI	S	Opponent	Score	RPI	S	Opponent	Score	RPI	S	Opponent	Score
7	H	Louisville	47 58	26	A	Duke	46 58	53	N	Rice	54 52	113	A	Wake Forest	60 65
20	N	Texas A&M	48 60	27	A	Florida St.	67 52	60	H	Boston College	48 55	113	H	Wake Forest	62 52
21	A	NC State	65 61	27	H	Florida St.	65 62	63	A	Georgia	73 40	117	A	Miami (FL)	49 54
21	N	NC State	48 57	38	A	Virginia Tech	61 64	64	N	Seton Hall	79 54	117	H	Miami (FL)	61 54
				47	N	Rutgers	43 46	74	H	Virginia	61 51	121	H	Notre Dame	51 59
								100	A	Syracuse	82 64	149	H	Wisconsin	60 41
												150	H	North Carolina	60 67
												215	H	Houston	69 38
												221	A	Clemson	56 44
												221	H	Clemson	49 47
												222	A	Kennesaw St.	63 47
												285	A	Pittsburgh	77 48
												285	N	Pittsburgh	68 58
												287	H	ETSU	87 48
												316	H	Georgia St.	69 28
												344	H	Grambling	89 42
LAST 10 Division I															
		21	N	NC State	48	57		21	A	NC State	65	61			
		285	N	Pittsburgh	68	58		38	A	Virginia Tech	61	64			
		221	A	Clemson	56	44		113	H	Wake Forest	62	52			
		27	H	Florida St.	65	62		285	A	Pittsburgh	77	48			
		7	H	Louisville	47	58		121	H	Notre Dame	51	59			

Non-Div I Games:

Georgia Tech

■ Loss,
 ■ Non-Conf,
 ■ S Site,
 ■ H Home
 ■ A Away
 N Neutral

Gonzaga

Through Games Of March 7, 2020

Average RPI Win: 146	WON-LOST	WINNING	LAST 10	STRENGTH OF	OPP. STRENGTH	TEAM	ADJ.	CONF.	ADJ CONF.
Average RPI Loss: 103	RECORD	PCT. RANK	GAMES	SCHEDULE	OF SCHEDULE	RPI	RPI	RPI	RPI
DIV. I ONLY	28- 2	5	9-1	64	87	9	9	11	11
DIV. I NON-CONF.	11- 1	13	0	13	15	2	2	11	11
TOTALS	RPI 1-25	RPI 26-50	W-L RECORDS	RPI 51-100	RPI 101-150	RPI 150+			
28- 2	1- 1	4- 0	OVERALL	3- 0	8- 0	12- 1			
14- 0	1- 0	1- 0	HOME	1- 0	4- 0	7- 0			
11- 2	0- 1	0- 0	AWAY	2- 0	4- 0	5- 1			
3- 0	0- 0	3- 0	NEUTRAL	0- 0	0- 0	0- 0			
11- 1	1- 1	4- 0	NON-CONFERENCE	1- 0	2- 0	3- 0			
5- 0	1- 0	1- 0	HOME	0- 0	1- 0	2- 0			
3- 1	0- 1	0- 0	AWAY	1- 0	1- 0	1- 0			
3- 0	0- 0	3- 0	NEUTRAL	0- 0	0- 0	0- 0			
17- 1	0- 0	0- 0	CONFERENCE	2- 0	6- 0	9- 1			
9- 0	0- 0	0- 0	HOME	1- 0	3- 0	5- 0			
8- 1	0- 0	0- 0	AWAY	1- 0	3- 0	4- 1			
0- 0	0- 0	0- 0	NEUTRAL	0- 0	0- 0	0- 0			

RPI	S	Opponent	Score	RPI	S	Opponent	Score	RPI	S	Opponent	Score	RPI	S	Opponent	Score
6	A	Stanford	70 76	43	N	Dayton	76 65	67	A	Montana St.	70 55	105	A	Washington St.	76 53
8	H	Missouri St.	64 52	44	N	Purdue	63 50	93	A	BYU	55 43	114	A	San Diego	57 42
				45	N	Middle Tenn.	62 50	93	H	BYU	59 44	114	H	San Diego	57 46
				48	H	UT Martin	78 55					129	A	Portland	56 42
												129	H	Portland	62 57
												134	H	Texas Southern	80 45
												136	A	Pacific	83 65
												136	H	Pacific	68 67
												162	A	Wyoming	65 54
												175	A	Pepperdine	64 50
												175	H	Pepperdine	70 36
												192	A	Santa Clara	67 52
												192	H	Santa Clara	53 46
												199	A	Saint Mary's (CA)	60 70
												199	H	Saint Mary's (CA)	74 49
												212	A	San Francisco	69 46
												212	H	San Francisco	56 38
												241	H	CSU Bakersfield	92 48
												294	A	LMU (CA)	75 47
												294	H	LMU (CA)	78 52
												312	H	Eastern Wash.	84 44
LAST 10 Division I															
				129	A	Portland	56 42					199	A	Saint Mary's (CA)	60 70
				175	A	Pepperdine	64 50					136	A	Pacific	83 65
				294	A	LMU (CA)	75 47					93	H	BYU	59 44
				192	H	Santa Clara	53 46					114	H	San Diego	57 46
				212	H	San Francisco	56 38					294	H	LMU (CA)	78 52

Non-Div I Games:

Gonzaga

■ Loss,
 ■ Non-Conf, S Site,
 ■ Home
 ■ Away
 N Neutral

Grambling

Through Games Of March 7, 2020

Average RPI Win:	309	WON-LOST	WINNING	LAST 10	STRENGTH OF	OPP. STRENGTH	TEAM	ADJ.	CONF.	ADJ CONF.
Average RPI Loss:	214	RECORD	PCT. RANK	GAMES	SCHEDULE	OF SCHEDULE	RPI	RPI	RPI	RPI
DIV. I ONLY	4- 24	329	3-7	307	346	344	344	32	32	
DIV. I NON-CONF.	0- 10	338	0	97	206	317	317	31	31	
TOTALS	RPI 1-25	RPI 26-50	W-L RECORDS	RPI 51-100	RPI 101-150	RPI 150+				
4- 24	0- 2	0- 0	OVERALL	0- 1	0- 4	4- 17				
3- 8	0- 0	0- 0	HOME	0- 0	0- 3	3- 5				
1- 15	0- 2	0- 0	AWAY	0- 1	0- 1	1- 11				
0- 1	0- 0	0- 0	NEUTRAL	0- 0	0- 0	0- 1				
0- 10	0- 2	0- 0	NON-CONFERENCE	0- 1	0- 2	0- 5				
0- 2	0- 0	0- 0	HOME	0- 0	0- 2	0- 0				
0- 7	0- 2	0- 0	AWAY	0- 1	0- 0	0- 4				
0- 1	0- 0	0- 0	NEUTRAL	0- 0	0- 0	0- 1				
4- 14	0- 0	0- 0	CONFERENCE	0- 0	0- 2	4- 12				
3- 6	0- 0	0- 0	HOME	0- 0	0- 1	3- 5				
1- 8	0- 0	0- 0	AWAY	0- 0	0- 1	1- 7				
0- 0	0- 0	0- 0	NEUTRAL	0- 0	0- 0	0- 0				

RPI 1-25				RPI 26-50				RPI 51-100				RPI 101+ Team's RPI: 344			
RPI	S	Opponent	Score	RPI	S	Opponent	Score	RPI	S	Opponent	Score	RPI	S	Opponent	Score
4	A	Baylor	46 120					78	A	Georgia Tech	42 89	102	H	UT Arlington	54 88
23	A	Kentucky	35 81									134	A	Texas Southern	62 85
												134	H	Texas Southern	85 89
												138	H	Florida	65 72
												154	A	Jackson St.	46 61
												154	H	Jackson St.	59 82
												163	N	Binghamton	67 88
												167	A	Wichita St.	65 77
												233	A	Southern U.	57 81
												233	H	Southern U.	51 70
												234	A	Alabama A&M	52 72
												234	H	Alabama A&M	69 59
												263	A	Louisiana Tech	66 70
												303	A	Prairie View	58 65
												303	H	Prairie View	54 67
												310	A	FIU	55 56
												323	A	Alcorn	54 80
												323	H	Alcorn	70 59
												326	A	Alabama St.	69 68
												326	H	Alabama St.	59 73
												329	A	Ark.-Pine Bluff	79 84
												329	H	Ark.-Pine Bluff	64 82
												336	A	Northwestern St.	61 65
												351	A	Mississippi Val.	57 68
												351	H	Mississippi Val.	72 47
LAST 10 Division I															
326	A	Alabama St.	69 68	134	A	Texas Southern	62 85								
234	A	Alabama A&M	52 72	303	A	Prairie View	58 65								
351	H	Mississippi Val.	72 47	323	H	Alcorn	70 59								
329	H	Ark.-Pine Bluff	64 82	233	H	Southern U.	51 70								
154	H	Jackson St.	59 82	351	A	Mississippi Val.	57 68								

Non-Div I Games: Centenary (LA) 106 42

Grambling

■ Loss,
 ■ Non-Conf,
 ■ S Site,
 ■ Home
 ■ A Away
 N Neutral

Average RPI Win: 279		WON-LOST	WINNING	LAST 10	STRENGTH OF	OPP. STRENGTH	TEAM	ADJ.	CONF.	ADJ CONF.
Average RPI Loss: 220		RECORD	PCT. RANK	GAMES	SCHEDULE	OF SCHEDULE	RPI	RPI	RPI	RPI
DIV. I ONLY		13- 12	160	6-4	311	337	248	248	31	31
DIV. I NON-CONF.		3- 6	235	0	176	269	272	272	32	32
TOTALS		RPI 1-25	RPI 26-50		W-L RECORDS		RPI 51-100	RPI 101-150		RPI 150+
13- 12	0- 0	0- 0		OVERALL		0- 0	0- 2		13- 10	
8- 5	0- 0	0- 0		HOME		0- 0	0- 0		8- 5	
5- 7	0- 0	0- 0		AWAY		0- 0	0- 2		5- 5	
0- 0	0- 0	0- 0		NEUTRAL		0- 0	0- 0		0- 0	
3- 6	0- 0	0- 0		NON-CONFERENCE		0- 0	0- 2		3- 4	
3- 2	0- 0	0- 0		HOME		0- 0	0- 0		3- 2	
0- 4	0- 0	0- 0		AWAY		0- 0	0- 2		0- 2	
0- 0	0- 0	0- 0		NEUTRAL		0- 0	0- 0		0- 0	
10- 6	0- 0	0- 0		CONFERENCE		0- 0	0- 0		10- 6	
5- 3	0- 0	0- 0		HOME		0- 0	0- 0		5- 3	
5- 3	0- 0	0- 0		AWAY		0- 0	0- 0		5- 3	
0- 0	0- 0	0- 0		NEUTRAL		0- 0	0- 0		0- 0	

[illegible]

Non-Div I Games:	Benedictine Mesa	72	53	Whittier	77	41
------------------	------------------	----	----	----------	----	----

Grand Canyon

Loss, Non-Conf, S Site, H Home A Away N Neutral

Page 114

Average RPI Win:	226	WON-LOST	WINNING	LAST 10	STRENGTH OF	OPP. STRENGTH	TEAM	ADJ.	CONF.	ADJ CONF.
Average RPI Loss:	109	RECORD	PCT. RANK	GAMES	SCHEDULE	OF SCHEDULE	RPI	RPI	RPI	RPI
DIV. I ONLY	18- 12	117	8-2	116	211	119	119	22	22	
DIV. I NON-CONF.	5- 7	205	0	25	42	101	101	22	22	
TOTALS	RPI 1-25	RPI 26-50	W-L RECORDS	RPI 51-100	RPI 101-150	RPI 150+				
18- 12	1- 3	0- 1	OVERALL	2- 3	0- 0	15- 5				
8- 6	0- 2	0- 1	HOME	0- 2	0- 0	8- 1				
8- 5	1- 0	0- 0	AWAY	1- 1	0- 0	6- 4				
2- 1	0- 1	0- 0	NEUTRAL	1- 0	0- 0	1- 0				
5- 7	1- 3	0- 1	NON-CONFERENCE	1- 2	0- 0	3- 1				
1- 4	0- 2	0- 1	HOME	0- 1	0- 0	1- 0				
2- 2	1- 0	0- 0	AWAY	0- 1	0- 0	1- 1				
2- 1	0- 1	0- 0	NEUTRAL	1- 0	0- 0	1- 0				
13- 5	0- 0	0- 0	CONFERENCE	1- 1	0- 0	12- 4				
7- 2	0- 0	0- 0	HOME	0- 1	0- 0	7- 1				
6- 3	0- 0	0- 0	AWAY	1- 0	0- 0	5- 3				
0- 0	0- 0	0- 0	NEUTRAL	0- 0	0- 0	0- 0				

RPI 1-25				RPI 26-50				RPI 51-100				RPI 101+ Team's RPI: 119			
RPI	S	Opponent	Score	RPI	S	Opponent	Score	RPI	S	Opponent	Score	RPI	S	Opponent	Score
10	N	Mississippi St.	58 83	32	H	South Dakota	60 66	54	A	Marist	60 72	165	A	Wright St.	68 59
18	A	Central Mich.	111 105					70	H	South Dakota St.	55 60	165	H	Wright St.	58 70
22	H	DePaul	65 76					77	A	IUPUI	61 58	168	A	Maine	60 61
24	H	Marquette	47 60					77	H	IUPUI	42 54	176	H	Missouri	72 64
								100	N	Syracuse	79 73	179	A	Northern Ky.	43 63
												179	H	Northern Ky.	65 44
												189	A	Cleveland St.	74 54
												189	H	Cleveland St.	81 51
												216	A	Milwaukee	60 65
												216	H	Milwaukee	61 48
												252	N	Bowling Green	73 54
												261	A	Youngstown St.	70 63
												261	H	Youngstown St.	71 51
												286	A	Oakland	88 93
												286	H	Oakland	76 51
												332	A	Detroit Mercy	65 48
												332	H	Detroit Mercy	72 45
												341	A	UIC	75 49
												341	H	UIC	73 36
												349	A	Chicago St.	102 46
LAST 10 Division I															
261	H	Youngstown St.	71 51	332	H	Detroit Mercy	72 45								
189	H	Cleveland St.	81 51	216	A	Milwaukee	60 65								
77	A	IUPUI	61 58	179	A	Northern Ky.	43 63								
341	A	UIC	75 49	165	A	Wright St.	68 59								
286	H	Oakland	76 51	189	A	Cleveland St.	74 54								

Non-Div I Games:

Green Bay

■ Loss,
■ Non-Conf,
■ S Site,
■ H Home
■ A Away
N Neutral

Hampton

H
a
m
p
t
o
n

Hampton

Page 116

Hartford

Through Games Of March 7, 2020

Average RPI Win: 81	WON-LOST	WINNING	LAST 10	STRENGTH OF	OPP. STRENGTH	TEAM	ADJ.	CONF.	ADJ CONF.
Average RPI Loss: 207	RECORD	PCT. RANK	GAMES	SCHEDULE	OF SCHEDULE	RPI	RPI	RPI	RPI
DIV. I ONLY	1- 28	351	1-9	233	285	345	345	26	26
DIV. I NON-CONF.	0- 13	338	0	225	221	339	339	27	27
TOTALS	RPI 1-25	RPI 26-50	W-L RECORDS	RPI 51-100	RPI 101-150	RPI 150+			
1- 28	0- 1	0- 0	OVERALL	1- 2	0- 5	0- 20			
1- 13	0- 0	0- 0	HOME	1- 0	0- 0	0- 13			
0- 15	0- 1	0- 0	AWAY	0- 2	0- 5	0- 7			
0- 0	0- 0	0- 0	NEUTRAL	0- 0	0- 0	0- 0			
0- 13	0- 1	0- 0	NON-CONFERENCE	0- 1	0- 5	0- 6			
0- 6	0- 0	0- 0	HOME	0- 0	0- 0	0- 6			
0- 7	0- 1	0- 0	AWAY	0- 1	0- 5	0- 0			
0- 0	0- 0	0- 0	NEUTRAL	0- 0	0- 0	0- 0			
1- 15	0- 0	0- 0	CONFERENCE	1- 1	0- 0	0- 14			
1- 7	0- 0	0- 0	HOME	1- 0	0- 0	0- 7			
0- 8	0- 0	0- 0	AWAY	0- 1	0- 0	0- 7			
0- 0	0- 0	0- 0	NEUTRAL	0- 0	0- 0	0- 0			

RPI 1-25				RPI 26-50				RPI 51-100				RPI 101+ Team's RPI: 345			
RPI	S	Opponent	Score	RPI	S	Opponent	Score	RPI	S	Opponent	Score	RPI	S	Opponent	Score
11	A	Princeton	42 73					57	A	Penn	46 74	101	A	Michigan St.	34 79
								81	A	Stony Brook	55 66	104	A	William & Mary	44 61
								81	H	Stony Brook	70 67	120	A	Harvard	44 53
												147	A	Northeastern	47 60
												148	A	Massachusetts	48 74
												163	A	Binghamton	44 80
												163	H	Binghamton	65 78
												168	A	Maine	73 87
												168	H	Maine	52 69
												183	H	Quinnipiac	50 87
												187	H	Providence	57 75
												209	A	UMass Lowell	56 64
												209	H	UMass Lowell	63 68
												210	H	Rhode Island	56 68
												264	A	New Hampshire	71 72
												264	H	New Hampshire	55 64
												297	A	UMBC	54 61
												297	H	UMBC	47 56
												307	A	Vermont	51 62
												307	H	Vermont	53 63
												314	A	Albany (NY)	40 63
												314	H	Albany (NY)	63 68
												328	H	Hofstra	41 43
												331	H	NJIT	52 61
												346	H	Central Conn. St.	54 61
LAST 10 Division I															
				81	H	Stony Brook	70 67					307	A	Vermont	51 62
				163	H	Binghamton	65 78					297	H	UMBC	47 56
				264	H	New Hampshire	55 64					168	H	Maine	52 69
				209	A	UMass Lowell	56 64					163	A	Binghamton	44 80
				314	A	Albany (NY)	40 63					314	H	Albany (NY)	63 68

Non-Div I Games:

Hartford

■ Loss,
 ■ Non-Conf,
 ■ S Site,
 ■ Home
 ■ A Away
 N Neutral

Harvard

Through Games Of March 7, 2020

Average RPI Win: 182	WON-LOST	WINNING	LAST 10	STRENGTH OF	OPP. STRENGTH	TEAM	ADJ.	CONF.	ADJ CONF.
Average RPI Loss: 112	RECORD	PCT. RANK	GAMES	SCHEDULE	OF SCHEDULE	RPI	RPI	RPI	RPI
DIV. I ONLY	15- 12	138	4-6	132	91	120	120	7	7
DIV. I NON-CONF.	9- 4	84	0	279	106	122	122	8	8
TOTALS	RPI 1-25	RPI 26-50	W-L RECORDS	RPI 51-100	RPI 101-150	RPI 150+			
15- 12	0- 2	0- 1	OVERALL	2- 2	2- 3	11- 4			
8- 4	0- 1	0- 0	HOME	2- 0	1- 2	5- 1			
7- 7	0- 1	0- 1	AWAY	0- 2	1- 1	6- 2			
0- 1	0- 0	0- 0	NEUTRAL	0- 0	0- 0	0- 1			
9- 4	0- 0	0- 1	NON-CONFERENCE	0- 0	2- 1	7- 2			
4- 1	0- 0	0- 0	HOME	0- 0	1- 1	3- 0			
5- 2	0- 0	0- 1	AWAY	0- 0	1- 0	4- 1			
0- 1	0- 0	0- 0	NEUTRAL	0- 0	0- 0	0- 1			
6- 8	0- 2	0- 0	CONFERENCE	2- 2	0- 2	4- 2			
4- 3	0- 1	0- 0	HOME	2- 0	0- 1	2- 1			
2- 5	0- 1	0- 0	AWAY	0- 2	0- 1	2- 1			
0- 0	0- 0	0- 0	NEUTRAL	0- 0	0- 0	0- 0			

RPI S Opponent	Score	RPI S Opponent	Score	RPI S Opponent	Score	RPI S Opponent	Score	Team's RPI: 120
11 A Princeton	45 66	47 A Rutgers	46 74	52 A Yale	58 60	118 A Columbia	64 89	
11 H Princeton	46 60			52 H Yale	66 57	118 H Columbia	57 62	
				57 A Penn	48 70	123 H California	56 53	
				57 H Penn	58 51	131 A Boston U.	66 39	
						147 H Northeastern	44 46	
						166 A Dartmouth	62 63	
						166 H Dartmouth	64 49	
						168 A Maine	69 40	
						174 A Northern Ill.	59 53	
						183 A Quinnipiac	77 68	
						191 A Cornell	73 58	
						191 H Cornell	47 55	
						194 A La Salle	69 75	
						202 A Fla. Atlantic	65 51	
						210 H Rhode Island	61 58	
						222 A Brown	63 59	
						222 H Brown	68 53	
						236 N Saint Joseph's	39 63	
						278 H Siena	68 51	
						345 H Hartford	53 44	
LAST 10 Division I								
52 A Yale	58 60	11 A Princeton	45 66					
222 A Brown	63 59	118 A Columbia	64 89					
191 H Cornell	47 55	191 A Cornell	73 58					
118 H Columbia	57 62	222 H Brown	68 53					
57 A Penn	48 70	52 H Yale	66 57					

Non-Div I Games:

Harvard

Loss, **Non-Conf**, **S Site**, **H Home** **A Away** **N Neutral**

Average RPI Win: 246	WON-LOST	WINNING	LAST 10	STRENGTH OF	OPP. STRENGTH	TEAM	ADJ.	CONF.	ADJ CONF.
Average RPI Loss: 176	RECORD	PCT. RANK	GAMES	SCHEDULE	OF SCHEDULE	RPI	RPI	RPI	RPI
DIV. I ONLY	14- 14	175	6-4	234	242	214	214	28	28
DIV. I NON-CONF.	5- 7	205	0	124	83	187	187	26	26
TOTALS	RPI 1-25	RPI 26-50	W-L RECORDS	RPI 51-100	RPI 101-150	RPI 150+			
14- 14	0- 2	1- 0	OVERALL	0- 1	1- 2	12- 9			
9- 6	0- 1	1- 0	HOME	0- 1	0- 1	8- 3			
5- 8	0- 1	0- 0	AWAY	0- 0	1- 1	4- 6			
0- 0	0- 0	0- 0	NEUTRAL	0- 0	0- 0	0- 0			
5- 7	0- 2	1- 0	NON-CONFERENCE	0- 1	1- 2	3- 2			
3- 4	0- 1	1- 0	HOME	0- 1	0- 1	2- 1			
2- 3	0- 1	0- 0	AWAY	0- 0	1- 1	1- 1			
0- 0	0- 0	0- 0	NEUTRAL	0- 0	0- 0	0- 0			
9- 7	0- 0	0- 0	CONFERENCE	0- 0	0- 0	9- 7			
6- 2	0- 0	0- 0	HOME	0- 0	0- 0	6- 2			
3- 5	0- 0	0- 0	AWAY	0- 0	0- 0	3- 5			
0- 0	0- 0	0- 0	NEUTRAL	0- 0	0- 0	0- 0			

RPI 1-25				RPI 26-50				RPI 51-100				RPI 101+ Team's RPI: 214			
RPI	S	Opponent	Score	RPI	S	Opponent	Score	RPI	S	Opponent	Score	RPI	S	Opponent	Score
19	A	Oregon St.	32 64	41	H	Texas	73 60	57	H	Penn	55 70	108	A	Idaho	52 67
21	H	NC State	59 68									134	H	Texas Southern	57 74
												142	A	Washington	62 50
												155	A	UC Davis	49 62
												155	H	UC Davis	48 65
												175	A	Pepperdine	52 51
												231	A	Cal St. Fullerton	64 70
												231	H	Cal St. Fullerton	79 72
												237	H	North Texas	60 66
												244	H	San Diego St.	61 58
												245	A	UC Santa Barbara	63 51
												245	H	UC Santa Barbara	56 57
												256	A	UC Irvine	71 72
												256	H	UC Irvine	94 70
												275	A	Long Beach St.	55 62
												275	H	Long Beach St.	68 44
												281	A	CSUN	54 58
												281	H	CSUN	70 66
												294	A	LMU (CA)	51 65
												308	A	Cal Poly	59 46
												308	H	Cal Poly	75 58
												311	A	UC Riverside	65 59
												311	H	UC Riverside	80 57
												321	H	UTSA	62 50
LAST 10 Division I															
308	H	Cal Poly	75 58	281	H	CSUN	70 66								
245	H	UC Santa Barbara	56 57	245	A	UC Santa Barbara	63 51								
231	A	Cal St. Fullerton	64 70	308	A	Cal Poly	59 46								
256	A	UC Irvine	71 72	275	H	Long Beach St.	68 44								
155	H	UC Davis	48 65	256	H	UC Irvine	94 70								

Non-Div I Games: Hope Int'l 86 49

Hawaii

■ Loss,
 ■ Non-Conf, S Site,
 ■ Home
 ■ Away
 N Neutral

Average RPI Win:	264	WON-LOST	WINNING	LAST 10	STRENGTH OF	OPP. STRENGTH	TEAM	ADJ.	CONF.	ADJ CONF.
Average RPI Loss:	164	RECORD	PCT. RANK	GAMES	SCHEDULE	OF SCHEDULE	RPI	RPI	RPI	RPI
DIV. I ONLY	16- 13	143	8-2	223	309	177	177	25	25	
DIV. I NON-CONF.	2- 7	288	0	161	245	267	267	28	28	
TOTALS	RPI 1-25	RPI 26-50	W-L RECORDS	RPI 51-100	RPI 101-150	RPI 150+				
16- 13	0- 0	0- 1	OVERALL	0- 1	2- 4	14- 7				
9- 4	0- 0	0- 0	HOME	0- 0	1- 2	8- 2				
7- 9	0- 0	0- 1	AWAY	0- 1	1- 2	6- 5				
0- 0	0- 0	0- 0	NEUTRAL	0- 0	0- 0	0- 0				
2- 7	0- 0	0- 1	NON-CONFERENCE	0- 1	0- 2	2- 3				
1- 2	0- 0	0- 0	HOME	0- 0	0- 1	1- 1				
1- 5	0- 0	0- 1	AWAY	0- 1	0- 1	1- 2				
0- 0	0- 0	0- 0	NEUTRAL	0- 0	0- 0	0- 0				
14- 6	0- 0	0- 0	CONFERENCE	0- 0	2- 2	12- 4				
8- 2	0- 0	0- 0	HOME	0- 0	1- 1	7- 1				
6- 4	0- 0	0- 0	AWAY	0- 0	1- 1	5- 3				
0- 0	0- 0	0- 0	NEUTRAL	0- 0	0- 0	0- 0				

RPI 1-25	RPI 26-50	RPI 51-100	RPI 101+	Team's RPI: 177
RPI S Opponent Score	RPI S Opponent Score	RPI S Opponent Score	RPI S Opponent Score	
	26 Duke 57 93	98 Butler 52 74	132 Campbell 36 73	
			132 Campbell 66 68	
			137 UNC Greensboro 70 82	
			140 Hampton 81 77	
			140 Hampton 74 59	
			141 Davidson 63 73	
			156 Norfolk St. 58 72	
			157 Gardner-Webb 57 70	
			157 Gardner-Webb 46 62	
			169 Radford 64 63	
			169 Radford 68 58	
			201 American 48 56	
			257 UNC Asheville 60 76	
			257 UNC Asheville 89 62	
			260 Col. of Charleston 70 79	
			272 Longwood 76 69	
			272 Longwood 86 79	
			282 Winthrop 63 69	
			282 Winthrop 94 61	
			287 ETSU 80 62	
			295 N.C. Central 78 58	
			301 Presbyterian 79 71	
			301 Presbyterian 60 55	
			325 USC Upstate 81 45	
			325 USC Upstate 85 46	
			343 Charleston So. 84 70	
LAST 10 Division I				
	257 UNC Asheville 89 62	157 Gardner-Webb 46 62		
	343 Charleston So. 71 55	132 Campbell 66 68		
	272 Longwood 86 79	325 USC Upstate 81 45		
	301 Presbyterian 79 71	140 Hampton 74 59		
	169 Radford 64 63	282 Winthrop 94 61		

Non-Div I Games:

High Point

Loss, Non-Conf, S Site, Home Away N Neutral

H
i
g
h
P
o
i
n
t

RPI S Opponent High Point Score

Through Games Of March 7, 2020

RPI	S	Opponent	Score
343	H	Charleston So.	71 55

H
i
g
h
P
o
i
n
t

High Point

Hofstra

Through Games Of March 7, 2020

Average RPI Win: 236	WON-LOST	WINNING	LAST 10	STRENGTH OF	OPP. STRENGTH	TEAM	ADJ.	CONF.	ADJ CONF.
Average RPI Loss: 176	RECORD	PCT. RANK	GAMES	SCHEDULE	OF SCHEDULE	RPI	RPI	RPI	RPI
DIV. I ONLY	3- 26	340	0-10	167	247	328	328	14	14
DIV. I NON-CONF.	3- 8	268	0	197	351	301	301	13	13
TOTALS	RPI 1-25	RPI 26-50	W-L RECORDS	RPI 51-100	RPI 101-150	RPI 150+			
3- 26	0- 0	0- 4	OVERALL	0- 1	1- 4	2- 17			
2- 12	0- 0	0- 2	HOME	0- 1	1- 2	1- 7			
1- 12	0- 0	0- 2	AWAY	0- 0	0- 2	1- 8			
0- 2	0- 0	0- 0	NEUTRAL	0- 0	0- 0	0- 2			
3- 8	0- 0	0- 0	NON-CONFERENCE	0- 1	1- 0	2- 7			
2- 3	0- 0	0- 0	HOME	0- 1	1- 0	1- 2			
1- 3	0- 0	0- 0	AWAY	0- 0	0- 0	1- 3			
0- 2	0- 0	0- 0	NEUTRAL	0- 0	0- 0	0- 2			
0- 18	0- 0	0- 4	CONFERENCE	0- 0	0- 4	0- 10			
0- 9	0- 0	0- 2	HOME	0- 0	0- 2	0- 5			
0- 9	0- 0	0- 2	AWAY	0- 0	0- 2	0- 5			
0- 0	0- 0	0- 0	NEUTRAL	0- 0	0- 0	0- 0			

RPI S	Opponent	Score	RPI S	Opponent	Score	RPI S	Opponent	Score	RPI S	Opponent	Score	Team's RPI: 328
29	A James Madison	50 92	29	H James Madison	52 89	81	H Stony Brook	38 81	104	A William & Mary	42 71	
39	A Drexel	54 74	39	H Drexel	32 45				104	H William & Mary	53 66	
									132	H Campbell	58 55	
									147	A Northeastern	51 74	
									147	H Northeastern	54 62	
									161	N Samford	45 65	
									173	A Elon	50 67	
									173	H Elon	56 69	
									186	A Delaware	59 80	
									186	H Delaware	67 77	
									189	H Cleveland St.	51 61	
									193	A Towson	71 84	
									193	H Towson	54 71	
									215	N Houston	44 54	
									228	A Fairfield	64 73	
									232	H Morgan St.	51 39	
									260	A Col. of Charleston	63 67	
									260	H Col. of Charleston	60 63	
									262	H Howard	64 73	
									274	A UNCW	43 56	
									274	H UNCW	59 62	
									299	A Sacred Heart	44 71	
									333	A LIU Brooklyn	46 85	
									345	A Hartford	43 41	
LAST 10 Division I												
147	H Northeastern	54 62	104	A William & Mary	42 71							
274	A UNCW	43 56	173	A Elon	50 67							
260	A Col. of Charleston	63 67	186	H Delaware	67 77							
29	H James Madison	52 89	39	H Drexel	32 45							
193	H Towson	54 71	260	H Col. of Charleston	60 63							

Non-Div I Games:

Hofstra

Loss, Non-Conf, S Site, H Home A Away N Neutral

Holy Cross

Through Games Of March 7, 2020

Average RPI Win: 223	WON-LOST	WINNING	LAST 10	STRENGTH OF	OPP. STRENGTH	TEAM	ADJ.	CONF.	ADJ CONF.
Average RPI Loss: 140	RECORD	PCT. RANK	GAMES	SCHEDULE	OF SCHEDULE	RPI	RPI	RPI	RPI
DIV. I ONLY	18- 11	100	6-4	209	192	128	128	16	16
DIV. I NON-CONF.	7- 4	100	0	258	270	116	116	15	15
TOTALS	RPI 1-25	RPI 26-50	W-L RECORDS	RPI 51-100	RPI 101-150	RPI 150+			
18- 11	0- 0	0- 2	OVERALL	1- 0	2- 6	15- 3			
10- 3	0- 0	0- 1	HOME	1- 0	1- 2	8- 0			
8- 8	0- 0	0- 1	AWAY	0- 0	1- 4	7- 3			
0- 0	0- 0	0- 0	NEUTRAL	0- 0	0- 0	0- 0			
7- 4	0- 0	0- 0	NON-CONFERENCE	1- 0	0- 2	6- 2			
4- 0	0- 0	0- 0	HOME	1- 0	0- 0	3- 0			
3- 4	0- 0	0- 0	AWAY	0- 0	0- 2	3- 2			
0- 0	0- 0	0- 0	NEUTRAL	0- 0	0- 0	0- 0			
11- 7	0- 0	0- 2	CONFERENCE	0- 0	2- 4	9- 1			
6- 3	0- 0	0- 1	HOME	0- 0	1- 2	5- 0			
5- 4	0- 0	0- 1	AWAY	0- 0	1- 2	4- 1			
0- 0	0- 0	0- 0	NEUTRAL	0- 0	0- 0	0- 0			

RPI 1-25				RPI 26-50				RPI 51-100				RPI 101+				Team's RPI: 128	
RPI	S	Opponent	Score	RPI	S	Opponent	Score	RPI	S	Opponent	Score	RPI	S	Opponent	Score		
				46	A	Bucknell	45 63	60	H	Boston College	80 71	111	A	Colgate	60 71		
				46	H	Bucknell	40 51					111	H	Colgate	69 80		
												122	A	Lehigh	74 57		
												122	H	Lehigh	65 62		
												126	A	North Florida	60 80		
												131	A	Boston U.	70 76		
												131	H	Boston U.	51 62		
												148	A	Massachusetts	72 75		
												159	A	Lafayette	57 49		
												159	H	Lafayette	57 56		
												184	H	Merrimack	68 42		
												201	A	American	73 58		
												201	H	American	72 59		
												203	A	Illinois	75 78		
												210	A	Rhode Island	58 73		
												222	A	Brown	83 71		
												224	A	Stetson	75 63		
												264	H	New Hampshire	82 61		
												273	A	Army West Point	48 61		
												273	H	Army West Point	64 61		
												279	A	Loyola Maryland	64 56		
												279	H	Loyola Maryland	66 48		
												299	A	Sacred Heart	65 52		
												320	A	Navy	58 49		
												320	H	Navy	57 43		
												322	H	Bryant	87 75		
LAST 10 Division I																	
				279	H	Loyola Maryland	66 48	159	A	Lafayette	57 49						
				201	A	American	73 58	122	H	Lehigh	65 62						
				273	H	Army West Point	64 61	131	H	Boston U.	51 62						
				111	H	Colgate	69 80	111	A	Colgate	60 71						
				46	A	Bucknell	45 63	320	H	Navy	57 43						

Non-Div I Games:

Holy Cross

Loss, Non-Conf, S Site, H Home A Away N Neutral

Average RPI Win: 229	WON-LOST	WINNING	LAST 10	STRENGTH OF	OPP. STRENGTH	TEAM	ADJ.	CONF.	ADJ CONF.
Average RPI Loss: 113	RECORD	PCT. RANK	GAMES	SCHEDULE	OF SCHEDULE	RPI	RPI	RPI	RPI
DIV. I ONLY	12- 19	241	2-8	130	90	215	215	9	9
DIV. I NON-CONF.	7- 7	164	0	199	146	195	195	9	9
TOTALS	RPI 1-25	RPI 26-50	W-L RECORDS	RPI 51-100	RPI 101-150	RPI 150+			
12- 19	0- 3	0- 2	OVERALL	1- 6	0- 2	11- 6			
9- 5	0- 1	0- 2	HOME	1- 1	0- 1	8- 0			
1- 11	0- 2	0- 0	AWAY	0- 4	0- 1	1- 4			
2- 3	0- 0	0- 0	NEUTRAL	0- 1	0- 0	2- 2			
7- 7	0- 1	0- 1	NON-CONFERENCE	1- 3	0- 0	6- 2			
5- 1	0- 0	0- 1	HOME	1- 0	0- 0	4- 0			
0- 4	0- 1	0- 0	AWAY	0- 2	0- 0	0- 1			
2- 2	0- 0	0- 0	NEUTRAL	0- 1	0- 0	2- 1			
5- 12	0- 2	0- 1	CONFERENCE	0- 3	0- 2	5- 4			
4- 4	0- 1	0- 1	HOME	0- 1	0- 1	4- 0			
1- 7	0- 1	0- 0	AWAY	0- 2	0- 1	1- 3			
0- 1	0- 0	0- 0	NEUTRAL	0- 0	0- 0	0- 1			

RPI	S	Opponent	Score	RPI	S	Opponent	Score	RPI	S	Opponent	Score	RPI	S	Opponent	Score	Team's RPI: 215
5	A	UConn	51 91	35	H	UCF	49 67	62	A	South Fla.	45 74	116	A	Temple	75 76	
5	H	UConn	40 92	37	H	FGCU	45 57	72	A	Cincinnati	66 85	116	H	Temple	58 61	
20	A	Texas A&M	43 72					72	H	Cincinnati	65 74	167	H	Wichita St.	64 56	
								78	A	Georgia Tech	38 69	167	N	Wichita St.	64 72	
								89	A	Fordham	54 63	170	A	Tulane	66 60	
								91	H	Oklahoma	85 69	196	H	Memphis	75 65	
								100	N	Syracuse	62 87	204	H	Southern Miss.	75 60	
												212	N	San Francisco	57 80	
												229	A	SMU	47 60	
												229	H	SMU	55 53	
												230	A	New Mexico	71 81	
												242	A	East Carolina	50 53	
												242	H	East Carolina	72 63	
												253	H	Southeastern La.	78 65	
												259	A	Tulsa	64 71	
												263	H	Louisiana Tech	67 53	
												284	N	California Baptist	96 75	
												315	H	Houston Baptist	82 60	
												328	N	Hofstra	54 44	
LAST 10 Division I																
		167	N	Wichita St.	64	72				116	A	Temple	75	76		
		259	A	Tulsa	64	71				35	H	UCF	49	67		
		5	H	UConn	40	92				242	A	East Carolina	50	53		
		229	A	SMU	47	60				229	H	SMU	55	53		
		72	H	Cincinnati	65	74				170	A	Tulane	66	60		

Non-Div I Games:

Houston

■ Loss,
 ■ Non-Conf,
 ■ S Site,
 ■ Home
 ■ Away
 N Neutral

Houston Baptist

Through Games Of March 7, 2020

Average RPI Win:	285	WON-LOST	WINNING	LAST 10	STRENGTH OF	OPP. STRENGTH	TEAM	ADJ.	CONF.	ADJ CONF.
Average RPI Loss:	183	RECORD	PCT. RANK	GAMES	SCHEDULE	OF SCHEDULE	RPI	RPI	RPI	RPI
DIV. I ONLY	6- 21	314	3-7	268	281	315	315	23	23	
DIV. I NON-CONF.	2- 5	259	0	167	244	203	203	24	24	
TOTALS	RPI 1-25	RPI 26-50	W-L RECORDS	RPI 51-100	RPI 101-150	RPI 150+				
6- 21	0- 1	0- 0	OVERALL	0- 5	0- 3	6- 12				
3- 8	0- 0	0- 0	HOME	0- 3	0- 1	3- 4				
3- 13	0- 1	0- 0	AWAY	0- 2	0- 2	3- 8				
0- 0	0- 0	0- 0	NEUTRAL	0- 0	0- 0	0- 0				
2- 5	0- 1	0- 0	NON-CONFERENCE	0- 0	0- 1	2- 3				
0- 1	0- 0	0- 0	HOME	0- 0	0- 0	0- 1				
2- 4	0- 1	0- 0	AWAY	0- 0	0- 1	2- 2				
0- 0	0- 0	0- 0	NEUTRAL	0- 0	0- 0	0- 0				
4- 16	0- 0	0- 0	CONFERENCE	0- 5	0- 2	4- 9				
3- 7	0- 0	0- 0	HOME	0- 3	0- 1	3- 3				
1- 9	0- 0	0- 0	AWAY	0- 2	0- 1	1- 6				
0- 0	0- 0	0- 0	NEUTRAL	0- 0	0- 0	0- 0				

RPI S	Opponent	Score	RPI S	Opponent	Score	RPI S	Opponent	Score	RPI S	Opponent	Score	Team's RPI: 315
4	A Baylor	42 112				75	A A&M-Corpus Christi	47 58	133	A Texas Tech	51 59	
						75	H A&M-Corpus Christi	65 75	146	A Sam Houston St.	60 75	
						83	H SFA	42 59	146	H Sam Houston St.	69 97	
						86	A Abilene Christian	54 71	167	A Wichita St.	42 59	
						86	H Abilene Christian	79 84	172	A New Orleans	84 88	
									180	H Northern Ariz.	62 79	
									211	A Oral Roberts	74 73	
									215	A Houston	60 82	
									238	A Central Ark.	39 63	
									253	H Southeastern La.	59 69	
									255	A Nicholls St.	53 57	
									255	H Nicholls St.	78 84	
									265	A Lamar University	53 60	
									265	H Lamar University	72 59	
									268	A Incarnate Word	60 55	
									268	H Incarnate Word	66 49	
									336	A Northwestern St.	60 69	
									336	H Northwestern St.	46 54	
									347	A McNeese	72 88	
									347	H McNeese	56 54	
									348	A La.-Monroe	72 65	
LAST 10 Division I												
75	A A&M-Corpus Christi	47 58	86	H Abilene Christian	79 84							
268	H Incarnate Word	66 49	265	H Lamar University	72 59							
347	H McNeese	56 54	86	A Abilene Christian	54 71							
255	A Nicholls St.	53 57	336	H Northwestern St.	46 54							
146	A Sam Houston St.	60 75	172	A New Orleans	84 88							

Non-Div I Games: LSU-Shreveport 67 44 Paul Quinn 63 34

Houston Baptist

Loss, Non-Conf, S Site, H Home A Away N Neutral

Average RPI Win:	306	WON-LOST	WINNING	LAST 10	STRENGTH OF	OPP. STRENGTH	TEAM	ADJ.	CONF.	ADJ CONF.
Average RPI Loss:	163	RECORD	PCT. RANK	GAMES	SCHEDULE	OF SCHEDULE	RPI	RPI	RPI	RPI
DIV. I ONLY	15- 14	162	4-6	347	296	262	262	29	29	
DIV. I NON-CONF.	8- 5	117	0	313	214	180	180	29	29	
TOTALS	RPI 1-25	RPI 26-50	W-L RECORDS	RPI 51-100	RPI 101-150	RPI 150+				
15- 14	0- 0	0- 1	OVERALL	0- 2	0- 3	15- 8				
7- 5	0- 0	0- 0	HOME	0- 0	0- 1	7- 4				
8- 7	0- 0	0- 0	AWAY	0- 2	0- 1	8- 4				
0- 2	0- 0	0- 1	NEUTRAL	0- 0	0- 1	0- 0				
8- 5	0- 0	0- 1	NON-CONFERENCE	0- 2	0- 1	8- 1				
3- 1	0- 0	0- 0	HOME	0- 0	0- 0	3- 1				
5- 2	0- 0	0- 0	AWAY	0- 2	0- 0	5- 0				
0- 2	0- 0	0- 1	NEUTRAL	0- 0	0- 1	0- 0				
7- 9	0- 0	0- 0	CONFERENCE	0- 0	0- 2	7- 7				
4- 4	0- 0	0- 0	HOME	0- 0	0- 1	4- 3				
3- 5	0- 0	0- 0	AWAY	0- 0	0- 1	3- 4				
0- 0	0- 0	0- 0	NEUTRAL	0- 0	0- 0	0- 0				

RPI S	Opponent	Score	RPI S	Opponent	Score	RPI S	Opponent	Score	RPI S	Opponent	Score	Team's RPI: 262
46 N	Bucknell	60 70	62 A	South Fla.	53 82	109 A	Bethune-Cookman	59 88	109 H	Bethune-Cookman	59 75	
			65 A	Tennessee	38 88	142 N	Washington	58 75	156 A	Norfolk St.	60 69	
						156 H	Norfolk St.	80 83	160 A	N.C. A&T	55 60	
						194 H	La Salle	62 78	232 A	Morgan St.	67 74	
						232 H	Morgan St.	52 68	242 A	East Carolina	67 51	
						249 A	George Mason	86 75	277 H	Delaware St.	76 71	
						279 A	Loyola Maryland	75 69	289 H	Niagara	91 42	
						295 A	N.C. Central	71 89	297 A	UMBC	72 61	
						302 H	Fairleigh Dickinson	64 56	317 A	UMES	79 58	
						317 H	UMES	70 71	318 H	Saint Peter's	92 80	
						328 A	Hofstra	73 64	335 A	Coppin St.	66 54	
						335 H	Coppin St.	64 52	339 A	Florida A&M	82 56	
						339 A	Florida A&M	82 56	339 H	Florida A&M	72 58	
						350 H	South Carolina St.	78 47				
LAST 10 Division I												
277 H	Delaware St.	76 71	109 A	Bethune-Cookman	59 88							
317 H	UMES	70 71	339 A	Florida A&M	82 56							
156 A	Norfolk St.	60 69	335 H	Coppin St.	64 52							
295 A	N.C. Central	71 89	232 H	Morgan St.	52 68							
160 A	N.C. A&T	55 60	335 A	Coppin St.	66 54							

Non-Div I Games:

Howard

■ Loss,
 ■ Non-Conf,
 ■ S Site,
 ■ Home
 ■ A Away
 N Neutral

Average RPI Win: 215	WON-LOST	WINNING	LAST 10	STRENGTH OF	OPP. STRENGTH	TEAM	ADJ.	CONF.	ADJ CONF.
Average RPI Loss: 122	RECORD	PCT. RANK	GAMES	SCHEDULE	OF SCHEDULE	RPI	RPI	RPI	RPI
DIV. I ONLY	20- 8	54	8-2	173	219	77	77	22	22
DIV. I NON-CONF.	5- 5	164	0	59	48	84	84	22	22
TOTALS	RPI 1-25	RPI 26-50	W-L RECORDS	RPI 51-100	RPI 101-150	RPI 150+			
20- 8	0- 0	0- 1	OVERALL	2- 3	2- 2	16- 2			
11- 1	0- 0	0- 0	HOME	1- 0	1- 1	9- 0			
7- 7	0- 0	0- 1	AWAY	0- 3	1- 1	6- 2			
2- 0	0- 0	0- 0	NEUTRAL	1- 0	0- 0	1- 0			
5- 5	0- 0	0- 1	NON-CONFERENCE	2- 3	1- 1	2- 0			
3- 0	0- 0	0- 0	HOME	1- 0	1- 0	1- 0			
0- 5	0- 0	0- 1	AWAY	0- 3	0- 1	0- 0			
2- 0	0- 0	0- 0	NEUTRAL	1- 0	0- 0	1- 0			
15- 3	0- 0	0- 0	CONFERENCE	0- 0	1- 1	14- 2			
8- 1	0- 0	0- 0	HOME	0- 0	0- 1	8- 0			
7- 2	0- 0	0- 0	AWAY	0- 0	1- 0	6- 2			
0- 0	0- 0	0- 0	NEUTRAL	0- 0	0- 0	0- 0			

RPI S	Opponent	Score	RPI S	Opponent	Score	RPI S	Opponent	Score	RPI S	Opponent	Score
48	A UT Martin	51 57	55	N St. John's (NY)	85 78	107	H Southern Ill.	81 78			
			58	H Ball St.	65 48	117	A Miami (FL)	65 74			
			68	A UNI	50 51	119	A Green Bay	54 42			
			85	A Ohio	64 70	119	H Green Bay	58 61			
			98	A Butler	61 64	165	A Wright St.	62 58			
						165	H Wright St.	80 60			
						173	N Elon	59 53			
						179	A Northern Ky.	62 65			
						179	H Northern Ky.	89 61			
						189	A Cleveland St.	78 53			
						189	H Cleveland St.	58 48			
						216	A Milwaukee	75 52			
						216	H Milwaukee	60 53			
						261	A Youngstown St.	73 75			
						261	H Youngstown St.	77 69			
						286	A Oakland	89 63			
						286	H Oakland	76 41			
						290	H Eastern Ky.	72 42			
						332	A Detroit Mercy	95 54			
						332	H Detroit Mercy	82 45			
						341	A UIC	88 49			
						341	H UIC	87 51			
LAST 10 Division I											
341	H UIC	87 51	286	A Oakland	89 63						
119	H Green Bay	58 61	332	A Detroit Mercy	95 54						
216	H Milwaukee	60 53	261	H Youngstown St.	77 69						
179	A Northern Ky.	62 65	189	H Cleveland St.	58 48						
165	A Wright St.	62 58	341	A UIC	88 49						

Non-Div I Games: Ind.-Northwest 103 45

IUPUI

Loss, Non-Conf, S Site, H Home A Away N Neutral

Average RPI Win: 230		WON-LOST	WINNING	LAST 10	STRENGTH OF	OPP. STRENGTH	TEAM	ADJ.	CONF.	ADJ CONF.
Average RPI Loss: 133		RECORD	PCT. RANK	GAMES	SCHEDULE	OF SCHEDULE	RPI	RPI	RPI	RPI
DIV. I ONLY		20- 9	66	7-3	238	189	108	108	18	18
DIV. I NON-CONF.		5- 4	140	0	173	113	113	113	17	17
TOTALS	RPI 1-25		RPI 26-50		W-L RECORDS		RPI 51-100		RPI 101-150	RPI 150+
20- 9	0- 0		0- 1		OVERALL		1- 3		1- 0	18- 5
10- 2	0- 0		0- 0		HOME		0- 1		0- 0	10- 1
10- 5	0- 0		0- 0		AWAY		1- 2		1- 0	8- 3
0- 2	0- 0		0- 1		NEUTRAL		0- 0		0- 0	0- 1
5- 4	0- 0		0- 1		NON-CONFERENCE		0- 2		1- 0	4- 1
2- 0	0- 0		0- 0		HOME		0- 0		0- 0	2- 0
3- 2	0- 0		0- 0		AWAY		0- 2		1- 0	2- 0
0- 2	0- 0		0- 1		NEUTRAL		0- 0		0- 0	0- 1
15- 5	0- 0		0- 0		CONFERENCE		1- 1		0- 0	14- 4
8- 2	0- 0		0- 0		HOME		0- 1		0- 0	8- 1
7- 3	0- 0		0- 0		AWAY		1- 0		0- 0	6- 3
0- 0	0- 0		0- 0		NEUTRAL		0- 0		0- 0	0- 0

[illegible]

Non-Div I Games:

Idaho

Loss, Non-Conf, S Site, H Home A Away N Neutral

Average RPI Win:	253	WON-LOST	WINNING	LAST 10	STRENGTH OF	OPP. STRENGTH	TEAM	ADJ.	CONF.	ADJ CONF.
Average RPI Loss:	133	RECORD	PCT. RANK	GAMES	SCHEDULE	OF SCHEDULE	RPI	RPI	RPI	RPI
DIV. I ONLY	15- 12	138	8-2	263	182	181	181	18	18	
DIV. I NON-CONF.	2- 5	259	0	255	67	263	263	17	17	
TOTALS	RPI 1-25	RPI 26-50	W-L RECORDS	RPI 51-100	RPI 101-150	RPI 150+				
15- 12	0- 0	0- 2	OVERALL	0- 3	0- 2	15- 5				
7- 5	0- 0	0- 0	HOME	0- 1	0- 1	7- 3				
8- 7	0- 0	0- 2	AWAY	0- 2	0- 1	8- 2				
0- 0	0- 0	0- 0	NEUTRAL	0- 0	0- 0	0- 0				
2- 5	0- 0	0- 2	NON-CONFERENCE	0- 1	0- 0	2- 2				
1- 1	0- 0	0- 0	HOME	0- 0	0- 0	1- 1				
1- 4	0- 0	0- 2	AWAY	0- 1	0- 0	1- 1				
0- 0	0- 0	0- 0	NEUTRAL	0- 0	0- 0	0- 0				
13- 7	0- 0	0- 0	CONFERENCE	0- 2	0- 2	13- 3				
6- 4	0- 0	0- 0	HOME	0- 1	0- 1	6- 2				
7- 3	0- 0	0- 0	AWAY	0- 1	0- 1	7- 1				
0- 0	0- 0	0- 0	NEUTRAL	0- 0	0- 0	0- 0				

RPI S	Opponent	Score	RPI S	Opponent	Score	RPI S	Opponent	Score	RPI S	Opponent	Score	Team's RPI: 181
26	A Duke	66 85	40	A Arizona St.	69 74	59	A Oklahoma St.	52 70	108	A Idaho	56 62	
						67	A Montana St.	59 67	108	H Idaho	50 61	
						67	H Montana St.	55 74	153	A Montana	67 53	
									153	H Montana	72 59	
									178	A Southern Utah	65 72	
									178	H Southern Utah	73 54	
									180	A Northern Ariz.	79 76	
									180	H Northern Ariz.	59 70	
									195	A Portland St.	68 63	
									195	H Portland St.	64 69	
									225	A Northern Colo.	71 55	
									225	H Northern Colo.	59 39	
									280	A Utah St.	61 69	
									284	H California Baptist	68 74	
									291	A Utah Valley	88 61	
									305	A Sacramento St.	75 51	
									305	H Sacramento St.	80 62	
									306	H Seattle U	73 48	
									312	A Eastern Wash.	67 47	
									312	H Eastern Wash.	77 49	
									327	A Weber St.	65 54	
									327	H Weber St.	55 41	
LAST 10 Division I												
108	H Idaho	50 61	153	H Montana	72 59							
312	H Eastern Wash.	77 49	67	H Montana St.	55 74							
195	A Portland St.	68 63	305	A Sacramento St.	75 51							
225	A Northern Colo.	71 55	180	A Northern Ariz.	79 76							
327	H Weber St.	55 41	178	H Southern Utah	73 54							

Non-Div I Games: Arizona Christian 93 36 Montana Tech 83 57

Idaho St.

Average RPI Win:	236	WON-LOST	WINNING	LAST 10	STRENGTH OF	OPP. STRENGTH	TEAM	ADJ.	CONF.	ADJ CONF.
Average RPI Loss:	54	RECORD	PCT. RANK	GAMES	SCHEDULE	OF SCHEDULE	RPI	RPI	RPI	RPI
DIV. I ONLY	11- 19	261	1-9	83	55	203	203	2	2	
DIV. I NON-CONF.	9- 2	37	0	315	323	154	154	2	2	
TOTALS	RPI 1-25	RPI 26-50	W-L RECORDS	RPI 51-100	RPI 101-150	RPI 150+				
11- 19	0- 8	0- 5	OVERALL	1- 2	1- 4	9- 0				
9- 9	0- 4	0- 2	HOME	1- 1	1- 2	7- 0				
2- 9	0- 4	0- 3	AWAY	0- 1	0- 1	2- 0				
0- 1	0- 0	0- 0	NEUTRAL	0- 0	0- 1	0- 0				
9- 2	0- 0	0- 0	NON-CONFERENCE	0- 1	1- 1	8- 0				
8- 1	0- 0	0- 0	HOME	0- 1	1- 0	7- 0				
1- 1	0- 0	0- 0	AWAY	0- 0	0- 1	1- 0				
0- 0	0- 0	0- 0	NEUTRAL	0- 0	0- 0	0- 0				
2- 17	0- 8	0- 5	CONFERENCE	1- 1	0- 3	1- 0				
1- 8	0- 4	0- 2	HOME	1- 0	0- 2	0- 0				
1- 8	0- 4	0- 3	AWAY	0- 1	0- 0	1- 0				
0- 1	0- 0	0- 0	NEUTRAL	0- 0	0- 1	0- 0				

RPI	S	Opponent	Score	RPI	S	Opponent	Score	RPI	S	Opponent	Score	RPI	S	Opponent	Score	Team's RPI: 203
3	H	Maryland	60 79	34	A	Michigan	59 80	73	H	Illinois St.	58 74	101	H	Michigan St.	58 72	
12	A	Northwestern	58 75	44	A	Purdue	67 81	90	A	Nebraska	58 80	128	H	Holy Cross	78 75	
12	H	Northwestern	50 77	44	H	Purdue	58 70	92	H	Minnesota	74 71	149	H	Wisconsin	64 73	
14	A	Indiana	42 83	47	A	Rutgers	41 72					149	N	Wisconsin	55 71	
14	H	Indiana	54 59	47	H	Rutgers	51 75					150	A	North Carolina	60 85	
15	A	Iowa	72 108									171	H	Austin Peay	76 62	
16	A	Ohio St.	47 77									176	A	Missouri	58 51	
16	H	Ohio St.	58 78									184	H	Merrimack	75 72	
												219	A	Penn St.	70 66	
												301	H	Presbyterian	71 52	
												322	H	Bryant	69 55	
												329	H	Ark.-Pine Bluff	65 50	
												330	H	Evansville	59 44	
												349	H	Chicago St.	96 66	
LAST 10 Division I																
149	N	Wisconsin	55 71	44	H	Purdue	58 70									
12	A	Northwestern	58 75	14	H	Indiana	54 59									
101	H	Michigan St.	58 72	219	A	Penn St.	70 66									
90	A	Nebraska	58 80	16	H	Ohio St.	58 78									
34	A	Michigan	59 80	149	H	Wisconsin	64 73									

Non-Div I Games:

Illinois

Average RPI Win:	178	WON-LOST	WINNING	LAST 10	STRENGTH OF	OPP. STRENGTH	TEAM	ADJ.	CONF.	ADJ CONF.
Average RPI Loss:	72	RECORD	PCT. RANK	GAMES	SCHEDULE	OF SCHEDULE	RPI	RPI	RPI	RPI
DIV. I ONLY	18- 10	87	6-4	87	98	73	73	8	8	
DIV. I NON-CONF.	7- 3	80	0	149	178	65	65	7	7	
TOTALS	RPI 1-25	RPI 26-50	W-L RECORDS	RPI 51-100	RPI 101-150	RPI 150+				
18- 10	1- 4	1- 2	OVERALL	2- 1	3- 1	11- 2				
11- 3	1- 1	1- 1	HOME	1- 0	1- 1	7- 0				
7- 7	0- 3	0- 1	AWAY	1- 1	2- 0	4- 2				
0- 0	0- 0	0- 0	NEUTRAL	0- 0	0- 0	0- 0				
7- 3	0- 1	1- 0	NON-CONFERENCE	0- 1	0- 0	6- 1				
5- 0	0- 0	1- 0	HOME	0- 0	0- 0	4- 0				
2- 3	0- 1	0- 0	AWAY	0- 1	0- 0	2- 1				
0- 0	0- 0	0- 0	NEUTRAL	0- 0	0- 0	0- 0				
11- 7	1- 3	0- 2	CONFERENCE	2- 0	3- 1	5- 1				
6- 3	1- 1	0- 1	HOME	1- 0	1- 1	3- 0				
5- 4	0- 2	0- 1	AWAY	1- 0	2- 0	2- 1				
0- 0	0- 0	0- 0	NEUTRAL	0- 0	0- 0	0- 0				

RPI 1-25				RPI 26-50				RPI 51-100				Team's RPI: 73		RPI 101+			
RPI	S	Opponent	Score	RPI	S	Opponent	Score	RPI	S	Opponent	Score			RPI	S	Opponent	Score
8	A	Missouri St.	74 87	48	H	UT Martin	70 47	68	A	UNI	69 61			107	A	Southern Ill.	62 54
8	H	Missouri St.	78 66	50	A	Bradley	61 76	68	H	UNI	65 57			107	H	Southern Ill.	66 56
24	A	Marquette	41 58	50	H	Bradley	62 66	84	A	Saint Louis	56 61			135	A	Valparaiso	72 60
25	A	Drake	82 87											135	H	Valparaiso	70 78
25	H	Drake	67 69											152	A	Loyola Chicago	64 69
														152	H	Loyola Chicago	86 85
														154	H	Jackson St.	77 55
														171	A	Austin Peay	72 77
														174	H	Northern Ill.	69 66
														203	A	Illinois	74 58
														205	H	Western Ill.	78 65
														218	A	North Dakota	66 58
														276	A	Indiana St.	62 55
														276	H	Indiana St.	83 69
														330	A	Evansville	68 51
														330	H	Evansville	81 58
														338	H	SIUE	74 53
LAST 10 Division I																	
				276	A	Indiana St.	62 55					68	A	UNI	69 61		
				330	A	Evansville	68 51					135	H	Valparaiso	70 78		
				107	H	Southern Ill.	66 56					152	H	Loyola Chicago	86 85		
				8	H	Missouri St.	78 66					50	H	Bradley	62 66		
				25	A	Drake	82 87					8	A	Missouri St.	74 87		

Non-Div I Games: Truman 87 60

Illinois St.

Loss, Non-Conf, S Site, H Home A Away N Neutral

Average RPI Win:	247	WON-LOST	WINNING	LAST 10	STRENGTH OF	OPP. STRENGTH	TEAM	ADJ.	CONF.	ADJ CONF.
Average RPI Loss:	187	RECORD	PCT. RANK	GAMES	SCHEDULE	OF SCHEDULE	RPI	RPI	RPI	RPI
DIV. I ONLY	10- 15	234	5-5	292	268	268	268	23	23	
DIV. I NON-CONF.	0- 5	338	0	321	163	349	349	24	24	
TOTALS	RPI 1-25	RPI 26-50	W-L RECORDS	RPI 51-100	RPI 101-150	RPI 150+				
10- 15	0- 0	0- 0	OVERALL	2- 6	1- 0	7- 9				
5- 6	0- 0	0- 0	HOME	1- 2	0- 0	4- 4				
5- 9	0- 0	0- 0	AWAY	1- 4	1- 0	3- 5				
0- 0	0- 0	0- 0	NEUTRAL	0- 0	0- 0	0- 0				
0- 5	0- 0	0- 0	NON-CONFERENCE	0- 2	0- 0	0- 3				
0- 1	0- 0	0- 0	HOME	0- 0	0- 0	0- 1				
0- 4	0- 0	0- 0	AWAY	0- 2	0- 0	0- 2				
0- 0	0- 0	0- 0	NEUTRAL	0- 0	0- 0	0- 0				
10- 10	0- 0	0- 0	CONFERENCE	2- 4	1- 0	7- 6				
5- 5	0- 0	0- 0	HOME	1- 2	0- 0	4- 3				
5- 5	0- 0	0- 0	AWAY	1- 2	1- 0	3- 3				
0- 0	0- 0	0- 0	NEUTRAL	0- 0	0- 0	0- 0				

RPI S	Opponent	Score	RPI S	Opponent	Score	RPI S	Opponent	Score	RPI S	Opponent	Score	Team's RPI: 268
						75	A A&M-Corpus Christi	50 56	146	A Sam Houston St.	77 74	
						75	H A&M-Corpus Christi	38 64	172	A New Orleans	57 61	
						76	A Kansas St.	41 85	172	H New Orleans	55 67	
						83	A SFA	45 67	238	H Central Ark.	37 47	
						83	H SFA	60 52	244	H San Diego St.	48 57	
						85	A Ohio	41 78	253	A Southeastern La.	44 58	
						86	A Abilene Christian	71 70	255	H Nicholls St.	53 51	
						86	H Abilene Christian	69 76	265	A Lamar University	67 48	
									265	H Lamar University	68 67	
									292	A Colorado St.	47 75	
									315	A Houston Baptist	49 66	
									315	H Houston Baptist	55 60	
									321	A UTSA	56 63	
									336	A Northwestern St.	69 67	
									336	H Northwestern St.	76 39	
									347	A McNeese	72 71	
									347	H McNeese	73 56	
LAST 10 Division I												
			86	H Abilene Christian	69 76	347	A McNeese	72 71				
			315	A Houston Baptist	49 66	172	A New Orleans	57 61				
			75	A A&M-Corpus Christi	50 56	336	H Northwestern St.	76 39				
			265	H Lamar University	68 67	253	A Southeastern La.	44 58				
			83	H SFA	60 52	146	A Sam Houston St.	77 74				

Non-Div I Games: Schreiner 70 35 Tex. A&M Int'l 55 38 Paul Quinn 79 62 UNKNOWN 74 52 Incarnate Word

Loss, Non-Conf, S Site, H Home A Away N Neutral

Indiana

Through Games Of March 7, 2020

Average RPI Win:	119	WON-LOST	WINNING	LAST 10	STRENGTH OF	OPP. STRENGTH	TEAM	ADJ.	CONF.	ADJ CONF.
Average RPI Loss:	9	RECORD	PCT. RANK	GAMES	SCHEDULE	OF SCHEDULE	RPI	RPI	RPI	RPI
DIV. I ONLY	24- 8	40	7-3	6	12	14	14	2	2	
DIV. I NON-CONF.	10- 2	29	0	17	40	10	10	2	2	
TOTALS	RPI 1-25	RPI 26-50	W-L RECORDS	RPI 51-100	RPI 101-150	RPI 150+				
24- 8	1- 8	5- 0	OVERALL	5- 0	6- 0	7- 0				
11- 4	0- 4	1- 0	HOME	2- 0	3- 0	5- 0				
10- 2	0- 2	3- 0	AWAY	3- 0	2- 0	2- 0				
3- 2	1- 2	1- 0	NEUTRAL	0- 0	1- 0	0- 0				
10- 2	1- 2	0- 0	NON-CONFERENCE	1- 0	4- 0	4- 0				
5- 1	0- 1	0- 0	HOME	0- 0	1- 0	4- 0				
3- 0	0- 0	0- 0	AWAY	1- 0	2- 0	0- 0				
2- 1	1- 1	0- 0	NEUTRAL	0- 0	1- 0	0- 0				
14- 6	0- 6	5- 0	CONFERENCE	4- 0	2- 0	3- 0				
6- 3	0- 3	1- 0	HOME	2- 0	2- 0	1- 0				
7- 2	0- 2	3- 0	AWAY	2- 0	0- 0	2- 0				
1- 1	0- 1	1- 0	NEUTRAL	0- 0	0- 0	0- 0				

RPI	S	Opponent	Score	RPI	S	Opponent	Score	RPI	S	Opponent	Score	RPI	S	Opponent	Score
1	N	South Carolina	71 57	34	A	Michigan	78 60	90	A	Nebraska	57 53	101	H	Michigan St.	79 67
3	A	Maryland	62 76	44	A	Purdue	66 54	90	H	Nebraska	81 53	105	N	Washington St.	78 44
3	H	Maryland	69 79	44	H	Purdue	66 48	92	A	Minnesota	75 69	117	A	Miami (FL)	58 45
3	N	Maryland	51 66	47	A	Rutgers	66 56	92	H	Minnesota	65 52	126	H	North Florida	72 45
4	N	Baylor	62 77	47	N	Rutgers	78 60	98	A	Butler	64 53	138	A	Florida	73 49
12	H	Northwestern	69 71									149	H	Wisconsin	75 65
13	H	UCLA	58 68									151	H	Mt. St. Mary's	75 52
15	A	Iowa	85 91									154	H	Jackson St.	91 51
16	H	Ohio St.	76 80									203	A	Illinois	59 54
												203	H	Illinois	83 42
												219	A	Penn St.	76 60
												255	H	Nicholls St.	111 47
												261	H	Youngstown St.	93 56
LAST 10 Division I															
		3 N Maryland	51 66			16 H Ohio St.	76 80								
		47 N Rutgers	78 60			203 A Illinois	59 54								
		34 A Michigan	78 60			90 A Nebraska	57 53								
		90 H Nebraska	81 53			3 H Maryland	69 79								
		92 A Minnesota	75 69			44 A Purdue	66 54								

Non-Div I Games:

Indiana

■ Loss,
 ■ Non-Conf,
 ■ S Site,
 ■ H Home
 ■ A Away
 N Neutral

Average RPI Win:	253	WON-LOST	WINNING	LAST 10	STRENGTH OF	OPP. STRENGTH	TEAM	ADJ.	CONF.	ADJ CONF.
Average RPI Loss:	114	RECORD	PCT. RANK	GAMES	SCHEDULE	OF SCHEDULE	RPI	RPI	RPI	RPI
DIV. I ONLY	5- 25	325	3-7	84	130	276	276	8	8	
DIV. I NON-CONF.	2- 10	313	0	202	293	297	297	7	7	
TOTALS	RPI 1-25	RPI 26-50	W-L RECORDS	RPI 51-100	RPI 101-150	RPI 150+				
5- 25	0- 4	0- 2	OVERALL	1- 6	0- 6	4- 7				
2- 11	0- 2	0- 1	HOME	1- 3	0- 2	1- 3				
3- 13	0- 2	0- 1	AWAY	0- 3	0- 4	3- 3				
0- 1	0- 0	0- 0	NEUTRAL	0- 0	0- 0	0- 1				
2- 10	0- 0	0- 0	NON-CONFERENCE	0- 3	0- 2	2- 5				
0- 4	0- 0	0- 0	HOME	0- 2	0- 0	0- 2				
2- 5	0- 0	0- 0	AWAY	0- 1	0- 2	2- 2				
0- 1	0- 0	0- 0	NEUTRAL	0- 0	0- 0	0- 1				
3- 15	0- 4	0- 2	CONFERENCE	1- 3	0- 4	2- 2				
2- 7	0- 2	0- 1	HOME	1- 1	0- 2	1- 1				
1- 8	0- 2	0- 1	AWAY	0- 2	0- 2	1- 1				
0- 0	0- 0	0- 0	NEUTRAL	0- 0	0- 0	0- 0				

RPI S	Opponent	Score	RPI S	Opponent	Score	RPI S	Opponent	Score	RPI S	Opponent	Score	Team's RPI: 276
8	A Missouri St.	58 82	50	A Bradley	75 91	68	A UNI	43 73	107	A Southern Ill.	42 60	
8	H Missouri St.	55 76	50	H Bradley	59 68	68	H UNI	65 63	107	H Southern Ill.	55 78	
25	A Drake	65 105				73	A Illinois St.	69 83	125	A Kansas	72 84	
25	H Drake	71 92				73	H Illinois St.	55 62	135	A Valparaiso	45 61	
						84	H Saint Louis	53 55	135	H Valparaiso	56 75	
						87	H Southeast Mo. St.	58 68	136	A Pacific	66 83	
						94	A Colorado	46 59	152	A Loyola Chicago	55 65	
									152	H Loyola Chicago	51 58	
									179	H Northern Ky.	68 70	
									198	A Eastern Ill.	59 57	
									205	A Western Ill.	72 83	
									240	A Murray St.	62 70	
									251	H Marshall	60 72	
									281	N CSUN	59 67	
									330	A Evansville	70 58	
									330	H Evansville	68 58	
									341	A UIC	61 40	
LAST 10 Division I												
73	H Illinois St.	55 62	25	H Drake	71 92							
50	H Bradley	59 68	68	H UNI	65 63							
330	A Evansville	70 58	135	A Valparaiso	45 61							
8	A Missouri St.	58 82	152	A Loyola Chicago	55 65							
107	A Southern Ill.	42 60	330	H Evansville	68 58							

Non-Div I Games:

Indiana St.

Average RPI Win:	283	WON-LOST	WINNING	LAST 10	STRENGTH OF	OPP. STRENGTH	TEAM	ADJ.	CONF.	ADJ CONF.
Average RPI Loss:	155	RECORD	PCT. RANK	GAMES	SCHEDULE	OF SCHEDULE	RPI	RPI	RPI	RPI
DIV. I ONLY	9- 20	281	4-6	140	274	254	254	24	24	
DIV. I NON-CONF.	1- 8	322	0	31	203	220	220	25	25	
TOTALS	RPI 1-25	RPI 26-50	W-L RECORDS	RPI 51-100	RPI 101-150	RPI 150+				
9- 20	0- 1	0- 0	OVERALL	0- 7	0- 3	9- 9				
3- 10	0- 0	0- 0	HOME	0- 3	0- 2	3- 5				
6- 8	0- 1	0- 0	AWAY	0- 4	0- 0	6- 3				
0- 2	0- 0	0- 0	NEUTRAL	0- 0	0- 1	0- 1				
1- 8	0- 1	0- 0	NON-CONFERENCE	0- 3	0- 3	1- 1				
0- 3	0- 0	0- 0	HOME	0- 1	0- 2	0- 0				
1- 3	0- 1	0- 0	AWAY	0- 2	0- 0	1- 0				
0- 2	0- 0	0- 0	NEUTRAL	0- 0	0- 1	0- 1				
8- 12	0- 0	0- 0	CONFERENCE	0- 4	0- 0	8- 8				
3- 7	0- 0	0- 0	HOME	0- 2	0- 0	3- 5				
5- 5	0- 0	0- 0	AWAY	0- 2	0- 0	5- 3				
0- 0	0- 0	0- 0	NEUTRAL	0- 0	0- 0	0- 0				

RPI 1-25				RPI 26-50				RPI 51-100				RPI 101+ Team's RPI: 254			
RPI	S	Opponent	Score	RPI	S	Opponent	Score	RPI	S	Opponent	Score	RPI	S	Opponent	Score
18	A	Central Mich.	50 70					54	A	Marist	47 59	130	H	Duquesne	74 76
								54	H	Marist	56 73	142	N	Washington	34 65
								57	A	Penn	42 74	148	H	Massachusetts	51 65
								64	H	Seton Hall	37 89	183	A	Quinnipiac	75 71
								81	A	Stony Brook	40 59	183	H	Quinnipiac	63 67
								95	A	Rider	41 53	188	A	Manhattan	32 54
								95	H	Rider	37 81	188	H	Manhattan	47 59
												193	N	Towson	58 75
												228	A	Fairfield	59 52
												228	H	Fairfield	40 52
												278	A	Siena	45 57
												278	H	Siena	58 47
												282	A	Winthrop	68 61
												289	A	Niagara	70 58
												289	H	Niagara	57 63
												293	A	Monmouth	36 33
												293	H	Monmouth	50 56
												318	A	Saint Peter's	50 55
												318	H	Saint Peter's	69 59
												337	A	Canisius	60 57
												337	H	Canisius	78 72
LAST 10 Division I															
318	A	Saint Peter's	50 55	95	A	Rider	41 53	278	H	Siena	58 47				
54	A	Marist	47 59	228	A	Fairfield	59 52	293	H	Monmouth	50 56				
188	H	Manhattan	47 59	289	A	Niagara	70 58								
278	A	Siena	45 57												
337	H	Canisius	78 72												

Non-Div I Games:

Iona

Average RPI Win:	113	WON-LOST	WINNING	LAST 10	STRENGTH OF	OPP. STRENGTH	TEAM	ADJ.	CONF.	ADJ CONF.
Average RPI Loss:	57	RECORD	PCT. RANK	GAMES	SCHEDULE	OF SCHEDULE	RPI	RPI	RPI	RPI
DIV. I ONLY	23- 7	33	6-4	25	11	15	15	2	2	
DIV. I NON-CONF.	9- 2	37	0	41	72	18	18	2	2	
TOTALS	RPI 1-25	RPI 26-50	W-L RECORDS	RPI 51-100	RPI 101-150	RPI 150+				
23- 7	6- 2	2- 2	OVERALL	4- 2	4- 1	7- 0				
15- 0	5- 0	0- 0	HOME	2- 0	3- 0	5- 0				
6- 5	1- 1	2- 2	AWAY	1- 2	1- 0	1- 0				
2- 2	0- 1	0- 0	NEUTRAL	1- 0	0- 1	1- 0				
9- 2	2- 0	1- 0	NON-CONFERENCE	1- 1	1- 1	4- 0				
6- 0	2- 0	0- 0	HOME	0- 0	1- 0	3- 0				
1- 1	0- 0	1- 0	AWAY	0- 1	0- 0	0- 0				
2- 1	0- 0	0- 0	NEUTRAL	1- 0	0- 1	1- 0				
14- 5	4- 2	1- 2	CONFERENCE	3- 1	3- 0	3- 0				
9- 0	3- 0	0- 0	HOME	2- 0	2- 0	2- 0				
5- 4	1- 1	1- 2	AWAY	1- 1	1- 0	1- 0				
0- 1	0- 1	0- 0	NEUTRAL	0- 0	0- 0	0- 0				

RPI	S	Opponent	Score
3	A	Maryland	59 93
3	H	Maryland	66 61
11	H	Princeton	77 75
12	A	Northwestern	77 51
14	H	Indiana	91 85
16	H	Ohio St.	77 68
16	N	Ohio St.	66 87
25	H	Drake	79 67

RPI	S	Opponent	Score
34	A	Michigan	63 78
44	A	Purdue	83 71
47	A	Rutgers	74 78
49	A	Iowa St.	75 69

RPI	S	Opponent	Score
68	A	UNI	66 88
72	N	Cincinnati	69 61
90	A	Nebraska	69 78
90	H	Nebraska	76 60
92	A	Minnesota	76 75
92	H	Minnesota	90 82

RPI	S	Opponent	Score
101	H	Michigan St.	74 57
139	H	North Ala.	86 81
142	N	Washington	63 70
149	A	Wisconsin	85 78
149	H	Wisconsin	97 71
193	N	Towson	100 72
202	H	Fla. Atlantic	85 53
203	H	Illinois	108 72
219	A	Penn St.	77 66
219	H	Penn St.	100 57
221	H	Clemson	74 60
295	H	N.C. Central	102 50

LAST 10 Division I

16	N	Ohio St.	66 87	3	A	Maryland	59 93
47	A	Rutgers	74 78	44	A	Purdue	83 71
92	H	Minnesota	90 82	90	H	Nebraska	76 60
219	H	Penn St.	100 57	34	A	Michigan	63 78
149	H	Wisconsin	97 71	219	A	Penn St.	77 66

Non-Div I Games:

Iowa

■ Loss,
 ■ Non-Conf, S Site,
 ■ Home
 ■ Away
 N Neutral

Average RPI Win:	134	WON-LOST	WINNING	LAST 10	STRENGTH OF	OPP. STRENGTH	TEAM	ADJ.	CONF.	ADJ CONF.
Average RPI Loss:	50	RECORD	PCT. RANK	GAMES	SCHEDULE	OF SCHEDULE	RPI	RPI	RPI	RPI
DIV. I ONLY	17- 11	110	5-5	22	54	49	49	3	3	
DIV. I NON-CONF.	8- 3	68	0	56	236	60	60	3	3	
TOTALS	RPI 1-25	RPI 26-50	W-L RECORDS	RPI 51-100	RPI 101-150	RPI 150+				
17- 11	0- 5	1- 1	OVERALL	6- 4	5- 1	5- 0				
11- 5	0- 2	0- 1	HOME	4- 1	3- 1	4- 0				
6- 6	0- 3	1- 0	AWAY	2- 3	2- 0	1- 0				
0- 0	0- 0	0- 0	NEUTRAL	0- 0	0- 0	0- 0				
8- 3	0- 2	0- 0	NON-CONFERENCE	1- 1	2- 0	5- 0				
6- 2	0- 1	0- 0	HOME	0- 1	2- 0	4- 0				
2- 1	0- 1	0- 0	AWAY	1- 0	0- 0	1- 0				
0- 0	0- 0	0- 0	NEUTRAL	0- 0	0- 0	0- 0				
9- 8	0- 3	1- 1	CONFERENCE	5- 3	3- 1	0- 0				
5- 3	0- 1	0- 1	HOME	4- 0	1- 1	0- 0				
4- 5	0- 2	1- 0	AWAY	1- 3	2- 0	0- 0				
0- 0	0- 0	0- 0	NEUTRAL	0- 0	0- 0	0- 0				

RPI	S	Opponent	Score	RPI	S	Opponent	Score	Team's RPI: 49	RPI	S	Opponent	Score	RPI	S	Opponent	Score
4	A	Baylor	62 83	41	A	Texas	69 51		59	A	Oklahoma St.	64 63	125	A	Kansas	61 42
15	H	Iowa	69 75	41	H	Texas	75 81		59	H	Oklahoma St.	74 63	125	H	Kansas	89 67
17	A	TCU	72 82						66	A	West Virginia	71 79	133	A	Texas Tech	96 66
17	H	TCU	74 77						66	H	West Virginia	61 58	133	H	Texas Tech	74 77
25	A	Drake	81 86						68	H	UNI	63 71	134	H	Texas Southern	79 59
									71	A	Alabama	75 66	139	H	North Ala.	80 72
									76	A	Kansas St.	51 60	165	H	Wright St.	79 71
									76	H	Kansas St.	73 59	172	H	New Orleans	71 53
									91	A	Oklahoma	72 81	233	H	Southern U.	69 36
									91	H	Oklahoma	63 59	267	A	North Dakota St.	86 58
													329	H	Ark.-Pine Bluff	90 40
LAST 10 Division I																
125	A	Kansas	61 42	41	A	Texas	69 51		91	H	Oklahoma	63 59				
66	H	West Virginia	61 58	59	H	Oklahoma St.	74 63		66	A	West Virginia	71 79				
76	A	Kansas St.	51 60	4	A	Baylor	62 83									
133	H	Texas Tech	74 77													
17	A	TCU	72 82													

Non-Div I Games:

Iowa St.

Average RPI Win:	286	WON-LOST	WINNING	LAST 10	STRENGTH OF	OPP. STRENGTH	TEAM	ADJ.	CONF.	ADJ CONF.
Average RPI Loss:	146	RECORD	PCT. RANK	GAMES	SCHEDULE	OF SCHEDULE	RPI	RPI	RPI	RPI
DIV. I ONLY	18- 10	87	8-2	320	331	154	154	32	32	
DIV. I NON-CONF.	2- 8	295	0	109	69	226	226	31	31	
TOTALS	RPI 1-25	RPI 26-50	W-L RECORDS	RPI 51-100	RPI 101-150	RPI 150+				
18- 10	0- 2	0- 1	OVERALL	0- 1	2- 1	16- 5				
10- 1	0- 1	0- 0	HOME	0- 0	1- 0	9- 0				
8- 9	0- 1	0- 1	AWAY	0- 1	1- 1	7- 5				
0- 0	0- 0	0- 0	NEUTRAL	0- 0	0- 0	0- 0				
2- 8	0- 2	0- 1	NON-CONFERENCE	0- 1	0- 1	2- 3				
1- 1	0- 1	0- 0	HOME	0- 0	0- 0	1- 0				
1- 7	0- 1	0- 1	AWAY	0- 1	0- 1	1- 3				
0- 0	0- 0	0- 0	NEUTRAL	0- 0	0- 0	0- 0				
16- 2	0- 0	0- 0	CONFERENCE	0- 0	2- 0	14- 2				
9- 0	0- 0	0- 0	HOME	0- 0	1- 0	8- 0				
7- 2	0- 0	0- 0	AWAY	0- 0	1- 0	6- 2				
0- 0	0- 0	0- 0	NEUTRAL	0- 0	0- 0	0- 0				

RPI S	Opponent	Score	RPI S	Opponent	Score	RPI S	Opponent	Score	RPI S	Opponent	Score	Team's RPI: 154
10	H Mississippi St.	53 92	50	A Bradley	69 78	73	A Illinois St.	55 77	117	A Miami (FL)	68 83	
14	A Indiana	51 91							134	A Texas Southern	72 61	
									134	H Texas Southern	81 79	
									170	A Tulane	46 82	
									190	H Louisiana	65 54	
									233	A Southern U.	72 51	
									233	H Southern U.	60 57	
									234	A Alabama A&M	71 75	
									234	H Alabama A&M	67 53	
									238	A Central Ark.	54 57	
									253	A Southeastern La.	59 63	
									303	A Prairie View	52 62	
									303	H Prairie View	53 49	
									323	A Alcorn	83 67	
									323	H Alcorn	76 66	
									326	A Alabama St.	76 56	
									326	H Alabama St.	94 62	
									329	A Ark.-Pine Bluff	56 44	
									329	H Ark.-Pine Bluff	68 47	
									336	A Northwestern St.	66 49	
									344	A Grambling	82 59	
									344	H Grambling	61 46	
									351	A Mississippi Val.	90 61	
									351	H Mississippi Val.	103 53	
LAST 10 Division I												
234	A Alabama A&M	71 75	303	A Prairie View	52 62							
326	A Alabama St.	76 56	134	A Texas Southern	72 61							
329	H Ark.-Pine Bluff	68 47	233	H Southern U.	60 57							
351	H Mississippi Val.	103 53	323	H Alcorn	76 66							
344	A Grambling	82 59	329	A Ark.-Pine Bluff	56 44							

Non-Div I Games:

Jackson St.

■ Loss,
 ■ Non-Conf,
 ■ S Site,
 ■ H Home
 ■ A Away
 N Neutral

Jacksonville

Through Games Of March 7, 2020

Average RPI Win:	257	WON-LOST	WINNING	LAST 10	STRENGTH OF	OPP. STRENGTH	TEAM	ADJ.	CONF.	ADJ CONF.
Average RPI Loss:	93	RECORD	PCT. RANK	GAMES	SCHEDULE	OF SCHEDULE	RPI	RPI	RPI	RPI
DIV. I ONLY	16- 12	130	6-4	221	176	158	158	15	15	
DIV. I NON-CONF.	6- 5	151	0	246	284	184	184	14	14	
TOTALS	RPI 1-25	RPI 26-50	W-L RECORDS	RPI 51-100	RPI 101-150	RPI 150+				
16- 12	0- 0	0- 3	OVERALL	0- 4	2- 4	14- 1				
8- 6	0- 0	0- 1	HOME	0- 1	1- 3	7- 1				
8- 6	0- 0	0- 2	AWAY	0- 3	1- 1	7- 0				
0- 0	0- 0	0- 0	NEUTRAL	0- 0	0- 0	0- 0				
6- 5	0- 0	0- 1	NON-CONFERENCE	0- 2	0- 1	6- 1				
3- 2	0- 0	0- 0	HOME	0- 0	0- 1	3- 1				
3- 3	0- 0	0- 1	AWAY	0- 2	0- 0	3- 0				
0- 0	0- 0	0- 0	NEUTRAL	0- 0	0- 0	0- 0				
10- 7	0- 0	0- 2	CONFERENCE	0- 2	2- 3	8- 0				
5- 4	0- 0	0- 1	HOME	0- 1	1- 2	4- 0				
5- 3	0- 0	0- 1	AWAY	0- 1	1- 1	4- 0				
0- 0	0- 0	0- 0	NEUTRAL	0- 0	0- 0	0- 0				

RPI S	Opponent	Score	RPI S	Opponent	Score	RPI S	Opponent	Score	RPI S	Opponent	Score	Team's RPI: 158
27	A Florida St.	41 75	62	A South Fla.	39 70	109	H Bethune-Cookman	52 53				
37	A FGCU	64 77	94	A Colorado	44 66	126	A North Florida	69 60				
37	H FGCU	68 81	99	A Liberty	76 85	126	H North Florida	67 77				
			99	H Liberty	59 65	126	H North Florida	64 70				
						139	A North Ala.	65 76				
						139	H North Ala.	67 56				
						156	H Norfolk St.	64 71				
						222	A Kennesaw St.	93 83				
						222	H Kennesaw St.	88 81				
						224	A Stetson	71 57				
						224	H Stetson	57 52				
						246	A Lipscomb	73 64				
						246	H Lipscomb	76 53				
						247	A Jacksonville St.	55 40				
						255	H Nicholls St.	72 55				
						310	H FIU	77 52				
						324	A Mercer	87 83				
						325	H USC Upstate	87 43				
						331	A NJIT	66 54				
						331	H NJIT	88 67				
						339	A Florida A&M	88 54				
LAST 10 Division I												
126	H North Florida	67 77	126	A North Florida	69 60							
37	A FGCU	64 77	99	H Liberty	59 65							
224	A Stetson	71 57	331	A NJIT	66 54							
246	H Lipscomb	76 53	37	H FGCU	68 81							
222	H Kennesaw St.	88 81	139	H North Ala.	67 56							

Non-Div I Games: Thomas (GA) 94 36 Johnson (FL) 114 35

Jacksonville

Loss, Non-Conf, S Site, H Home A Away N Neutral

Jacksonville St.

Through Games Of March 7, 2020

Average RPI Win:	247	WON-LOST	WINNING	LAST 10	STRENGTH OF	OPP. STRENGTH	TEAM	ADJ.	CONF.	ADJ CONF.
Average RPI Loss:	163	RECORD	PCT. RANK	GAMES	SCHEDULE	OF SCHEDULE	RPI	RPI	RPI	RPI
DIV. I ONLY	12- 16	216	5-5	248	241	247	247	20	20	
DIV. I NON-CONF.	2- 7	288	0	302	216	329	329	23	23	
TOTALS	RPI 1-25	RPI 26-50	W-L RECORDS	RPI 51-100	RPI 101-150	RPI 150+				
12- 16	0- 0	0- 3	OVERALL	2- 2	0- 2	10- 9				
8- 4	0- 0	0- 1	HOME	2- 0	0- 0	6- 3				
4- 9	0- 0	0- 2	AWAY	0- 2	0- 2	4- 3				
0- 3	0- 0	0- 0	NEUTRAL	0- 0	0- 0	0- 3				
2- 7	0- 0	0- 1	NON-CONFERENCE	0- 0	0- 2	2- 4				
2- 1	0- 0	0- 0	HOME	0- 0	0- 0	2- 1				
0- 4	0- 0	0- 1	AWAY	0- 0	0- 2	0- 1				
0- 2	0- 0	0- 0	NEUTRAL	0- 0	0- 0	0- 2				
10- 9	0- 0	0- 2	CONFERENCE	2- 2	0- 0	8- 5				
6- 3	0- 0	0- 1	HOME	2- 0	0- 0	4- 2				
4- 5	0- 0	0- 1	AWAY	0- 2	0- 0	4- 2				
0- 1	0- 0	0- 0	NEUTRAL	0- 0	0- 0	0- 1				

RPI 1-25				RPI 26-50				RPI 51-100				RPI 101+				Team's RPI: 247	
RPI	S	Opponent	Score	RPI	S	Opponent	Score	RPI	S	Opponent	Score	RPI	S	Opponent	Score		
				42	A	Troy	64 94	56	A	Belmont	49 61	112	A	Auburn	53 62		
				48	A	UT Martin	72 86	56	H	Belmont	60 41	127	A	Vanderbilt	66 88		
				48	H	UT Martin	56 73	87	A	Southeast Mo. St.	52 79	158	H	Jacksonville	40 55		
								87	H	Southeast Mo. St.	72 51	171	H	Austin Peay	57 63		
												179	N	Northern Ky.	63 66		
												198	A	Eastern Ill.	52 55		
												198	N	Eastern Ill.	46 49		
												206	A	Tennessee Tech	66 50		
												206	H	Tennessee Tech	64 61		
												240	H	Murray St.	68 51		
												246	H	Lipscomb	65 63		
												283	A	Morehead St.	48 67		
												283	H	Morehead St.	55 69		
												286	N	Oakland	55 61		
												290	A	Eastern Ky.	43 33		
												290	H	Eastern Ky.	68 54		
												326	A	Alabama St.	63 68		
												334	A	Tennessee St.	63 45		
												334	H	Tennessee St.	70 48		
												338	A	SIUE	53 44		
												339	H	Florida A&M	72 67		
LAST 10 Division I																	
				198	N	Eastern Ill.	46 49	56	A	Belmont	49 61						
				206	H	Tennessee Tech	64 61	206	A	Tennessee Tech	66 50						
				334	A	Tennessee St.	63 45	48	A	UT Martin	72 86						
				48	H	UT Martin	56 73	87	A	Southeast Mo. St.	52 79						
				87	H	Southeast Mo. St.	72 51	56	H	Belmont	60 41						

Non-Div I Games: Clark Atlanta 75 46 Fort Valley St. 87 65

Jacksonville St.

Loss, Non-Conf, S Site, H Home A Away N Neutral

Average RPI Win: 180	WON-LOST	WINNING	LAST 10	STRENGTH OF	OPP. STRENGTH	TEAM	ADJ.	CONF.	ADJ CONF.
Average RPI Loss: 77	RECORD	PCT. RANK	GAMES	SCHEDULE	OF SCHEDULE	RPI	RPI	RPI	RPI
DIV. I ONLY	25- 4	14	9-1	136	106	29	29	14	14
DIV. I NON-CONF.	9- 2	37	0	81	18	29	29	13	13
TOTALS	RPI 1-25	RPI 26-50	W-L RECORDS	RPI 51-100	RPI 101-150	RPI 150+			
25- 4	0- 1	2- 1	OVERALL	3- 1	6- 0	14- 1			
14- 1	0- 1	1- 0	HOME	2- 0	3- 0	8- 0			
10- 3	0- 0	0- 1	AWAY	1- 1	3- 0	6- 1			
1- 0	0- 0	1- 0	NEUTRAL	0- 0	0- 0	0- 0			
9- 2	0- 1	1- 0	NON-CONFERENCE	3- 1	2- 0	3- 0			
5- 1	0- 1	0- 0	HOME	2- 0	1- 0	2- 0			
3- 1	0- 0	0- 0	AWAY	1- 1	1- 0	1- 0			
1- 0	0- 0	1- 0	NEUTRAL	0- 0	0- 0	0- 0			
16- 2	0- 0	1- 1	CONFERENCE	0- 0	4- 0	11- 1			
9- 0	0- 0	1- 0	HOME	0- 0	2- 0	6- 0			
7- 2	0- 0	0- 1	AWAY	0- 0	2- 0	5- 1			
0- 0	0- 0	0- 0	NEUTRAL	0- 0	0- 0	0- 0			

RPI 1-25				RPI 26-50				Team's RPI: 29				RPI 51-100				RPI 101+			
RPI	S	Opponent	Score	RPI	S	Opponent	Score	RPI	S	Opponent	Score	RPI	S	Opponent	Score	RPI	S	Opponent	Score
3	H	Maryland	68 70	35	N	UCF	46 43	55	H	St. John's (NY)	76 73	104	A	William & Mary	67 53				
				39	A	Drexel	48 70	74	A	Virginia	49 55	104	H	William & Mary	84 70				
				39	H	Drexel	69 39	79	A	Villanova	56 52	115	H	Robert Morris	59 32				
								99	H	Liberty	76 53	144	A	George Washington	69 50				
												147	A	Northeastern	86 64				
												147	H	Northeastern	67 54				
												173	A	Elon	61 58				
												173	H	Elon	61 48				
												186	A	Delaware	60 39				
												186	H	Delaware	69 64				
												193	A	Towson	75 76				
												193	H	Towson	81 39				
												258	A	Georgetown	66 59				
												260	A	Col. of Charleston	87 53				
												260	H	Col. of Charleston	81 50				
												272	H	Longwood	93 53				
												274	A	UNCW	66 58				
												274	H	UNCW	76 52				
												277	H	Delaware St.	83 64				
												328	A	Hofstra	89 52				
												328	H	Hofstra	92 50				
LAST 10 Division I																			
				104	A	William & Mary	67 53					147	A	Northeastern	86 64				
				173	A	Elon	61 58					274	H	UNCW	76 52				
				186	H	Delaware	69 64					260	H	Col. of Charleston	81 50				
				39	H	Drexel	69 39					193	H	Towson	81 39				
				328	A	Hofstra	89 52					39	A	Drexel	48 70				

Non-Div I Games:

James Madison

■ Loss,
 ■ Non-Conf, S Site,
 ■ Home
 ■ Away
 N Neutral

Kansas

Through Games Of March 7, 2020

Average RPI Win:	184	WON-LOST	WINNING	LAST 10	STRENGTH OF	OPP. STRENGTH	TEAM	ADJ.	CONF.	ADJ CONF.
Average RPI Loss:	52	RECORD	PCT. RANK	GAMES	SCHEDULE	OF SCHEDULE	RPI	RPI	RPI	RPI
DIV. I ONLY	15- 13	150	3-7	82	40	125	125	3	3	
DIV. I NON-CONF.	11- 0	1	0	310	225	58	58	3	3	
TOTALS	RPI 1-25	RPI 26-50	W-L RECORDS	RPI 51-100	RPI 101-150	RPI 150+				
15- 13	0- 4	1- 3	OVERALL	3- 5	2- 1	9- 0				
11- 6	0- 2	1- 1	HOME	1- 3	2- 0	7- 0				
3- 7	0- 2	0- 2	AWAY	2- 2	0- 1	1- 0				
1- 0	0- 0	0- 0	NEUTRAL	0- 0	0- 0	1- 0				
11- 0	0- 0	0- 0	NON-CONFERENCE	1- 0	1- 0	9- 0				
8- 0	0- 0	0- 0	HOME	0- 0	1- 0	7- 0				
2- 0	0- 0	0- 0	AWAY	1- 0	0- 0	1- 0				
1- 0	0- 0	0- 0	NEUTRAL	0- 0	0- 0	1- 0				
4- 13	0- 4	1- 3	CONFERENCE	2- 5	1- 1	0- 0				
3- 6	0- 2	1- 1	HOME	1- 3	1- 0	0- 0				
1- 7	0- 2	0- 2	AWAY	1- 2	0- 1	0- 0				
0- 0	0- 0	0- 0	NEUTRAL	0- 0	0- 0	0- 0				

RPI	S	Opponent	Score	RPI	S	Opponent	Score	RPI	S	Opponent	Score	RPI	S	Opponent	Score	Team's RPI: 125
4	A	Baylor	44 97	41	A	Texas	77 85	59	A	Oklahoma St.	49 67	133	A	Texas Tech	72 89	
4	H	Baylor	47 90	41	H	Texas	82 67	59	H	Oklahoma St.	77 69	133	H	Texas Tech	67 50	
17	A	TCU	59 73	49	A	Iowa St.	67 89	66	A	West Virginia	53 60	138	H	Florida	76 66	
17	H	TCU	74 87	49	H	Iowa St.	42 61	66	H	West Virginia	49 68	165	N	Wright St.	74 63	
								76	H	Kansas St.	61 69	199	H	Saint Mary's (CA)	86 81	
								84	A	Saint Louis	68 60	202	A	Fla. Atlantic	90 60	
								91	A	Oklahoma	83 80	209	H	UMass Lowell	79 44	
								91	H	Oklahoma	82 94	250	H	Texas St.	68 48	
												270	H	Wofford	83 64	
												276	H	Indiana St.	84 72	
												309	H	Omaha	63 48	
												341	H	UIC	91 50	
LAST 10 Division I																
49	H	Iowa St.	42 61	133	A	Texas Tech	72 89									
59	H	Oklahoma St.	77 69	17	H	TCU	74 87									
91	A	Oklahoma	83 80	4	A	Baylor	44 97									
66	A	West Virginia	53 60	91	H	Oklahoma	82 94									
41	H	Texas	82 67	76	H	Kansas St.	61 69									

Non-Div I Games:

Kansas

Loss, Non-Conf, S Site, H Home A Away N Neutral

Average RPI Win:	161	WON-LOST	WINNING	LAST 10	STRENGTH OF	OPP. STRENGTH	TEAM	ADJ.	CONF.	ADJ CONF.
Average RPI Loss:	53	RECORD	PCT. RANK	GAMES	SCHEDULE	OF SCHEDULE	RPI	RPI	RPI	RPI
DIV. I ONLY	15- 13	150	6-4	29	41	76	76	3	3	
DIV. I NON-CONF.	6- 5	151	0	172	199	175	175	3	3	
TOTALS	RPI 1-25	RPI 26-50	W-L RECORDS	RPI 51-100	RPI 101-150	RPI 150+				
15- 13	0- 5	2- 3	OVERALL	4- 2	3- 2	6- 1				
8- 6	0- 2	1- 1	HOME	1- 2	1- 1	5- 0				
7- 5	0- 3	1- 2	AWAY	3- 0	2- 0	1- 0				
0- 2	0- 0	0- 0	NEUTRAL	0- 0	0- 1	0- 1				
6- 5	0- 1	0- 1	NON-CONFERENCE	0- 0	0- 2	6- 1				
5- 1	0- 0	0- 0	HOME	0- 0	0- 1	5- 0				
1- 2	0- 1	0- 1	AWAY	0- 0	0- 0	1- 0				
0- 2	0- 0	0- 0	NEUTRAL	0- 0	0- 1	0- 1				
9- 8	0- 4	2- 2	CONFERENCE	4- 2	3- 0	0- 0				
3- 5	0- 2	1- 1	HOME	1- 2	1- 0	0- 0				
6- 3	0- 2	1- 1	AWAY	3- 0	2- 0	0- 0				
0- 0	0- 0	0- 0	NEUTRAL	0- 0	0- 0	0- 0				

RPI 1-25				RPI 26-50				RPI 51-100				RPI 101+			
RPI	S	Opponent	Score	RPI	S	Opponent	Score	RPI	S	Opponent	Score	RPI	S	Opponent	Score
2	A	Oregon	51 89	31	A	Arkansas	72 81	59	A	Oklahoma St.	62 52	101	N	Michigan St.	60 65
4	A	Baylor	58 83	41	A	Texas	60 54	59	H	Oklahoma St.	63 70	102	H	UT Arlington	53 57
4	H	Baylor	40 54	41	H	Texas	63 71	66	A	West Virginia	56 55	125	A	Kansas	69 61
17	A	TCU	61 65	49	A	Iowa St.	59 73	66	H	West Virginia	63 74	133	A	Texas Tech	76 72
17	H	TCU	52 54	49	H	Iowa St.	60 51	91	A	Oklahoma	87 85	133	H	Texas Tech	84 70
								91	H	Oklahoma	92 74	196	N	Memphis	68 72
												200	A	UMKC	74 67
												211	H	Oral Roberts	109 69
												268	H	Incarnate Word	85 41
												300	H	UTRGV	79 66
												309	H	Omaha	73 48
												341	H	UIC	84 40
LAST 10 Division I															
59	A	Oklahoma St.	62 52	91	A	Oklahoma	87 85	66	A	West Virginia	56 55	4	H	Baylor	40 54
4	A	Baylor	58 83	49	H	Iowa St.	60 51	133	H	Texas Tech	84 70	17	A	TCU	61 65
41	A	Texas	60 54	41	H	Texas	63 71								
17	H	TCU	52 54												

Non-Div I Games:

Kansas St.

Kennesaw St.

Through Games Of March 7, 2020

Average RPI Win: 260	WON-LOST	WINNING	LAST 10	STRENGTH OF	OPP. STRENGTH	TEAM	ADJ.	CONF.	ADJ CONF.
Average RPI Loss: 127	RECORD	PCT. RANK	GAMES	SCHEDULE	OF SCHEDULE	RPI	RPI	RPI	RPI
DIV. I ONLY	11- 16	229	3-7	215	177	222	222	15	15
DIV. I NON-CONF.	5- 5	164	0	263	282	191	191	14	14
TOTALS	RPI 1-25	RPI 26-50	W-L RECORDS	RPI 51-100	RPI 101-150	RPI 150+			
11- 16	0- 0	0- 2	OVERALL	0- 5	1- 5	10- 4			
5- 6	0- 0	0- 1	HOME	0- 2	1- 1	4- 2			
5- 10	0- 0	0- 1	AWAY	0- 3	0- 4	5- 2			
1- 0	0- 0	0- 0	NEUTRAL	0- 0	0- 0	1- 0			
5- 5	0- 0	0- 0	NON-CONFERENCE	0- 2	0- 2	5- 1			
2- 1	0- 0	0- 0	HOME	0- 1	0- 0	2- 0			
2- 4	0- 0	0- 0	AWAY	0- 1	0- 2	2- 1			
1- 0	0- 0	0- 0	NEUTRAL	0- 0	0- 0	1- 0			
6- 11	0- 0	0- 2	CONFERENCE	0- 3	1- 3	5- 3			
3- 5	0- 0	0- 1	HOME	0- 1	1- 1	2- 2			
3- 6	0- 0	0- 1	AWAY	0- 2	0- 2	3- 1			
0- 0	0- 0	0- 0	NEUTRAL	0- 0	0- 0	0- 0			

RPI S	Opponent	Score	RPI S	Opponent	Score	RPI S	Opponent	Score	RPI S	Opponent	Score	Team's RPI: 222
37	A FGCU	63 80	37	H FGCU	64 89	63	A Georgia	65 80	126	A North Florida	33 57	
						78	H Georgia Tech	47 63	126	H North Florida	55 64	
						99	A Liberty	86 91	130	A Duquesne	72 75	
						99	A Liberty	66 76	132	A Campbell	51 63	
						99	H Liberty	70 76	139	A North Ala.	54 71	
									139	H North Ala.	59 56	
									158	A Jacksonville	81 88	
									158	H Jacksonville	83 93	
									161	H Samford	60 55	
									224	A Stetson	70 67	
									224	H Stetson	61 67	
									246	A Lipscomb	74 66	
									246	H Lipscomb	88 60	
									274	A UNCW	58 56	
									288	A Ga. Southern	95 69	
									297	N UMBC	59 44	
									320	A Navy	62 82	
									324	H Mercer	92 64	
									331	A NJIT	77 64	
									331	H NJIT	85 62	
LAST 10 Division I												
99	A Liberty	86 91	37	H FGCU	64 89							
99	H Liberty	70 76	224	A Stetson	70 67							
331	H NJIT	85 62	246	H Lipscomb	88 60							
139	A North Ala.	54 71	99	A Liberty	66 76							
158	A Jacksonville	81 88	126	A North Florida	33 57							

Non-Div I Games: Middle Ga. St. 88 49 Shorter 94 55

Kennesaw St.

Loss, Non-Conf, S Site, H Home A Away N Neutral

Average RPI Win:	198	WON-LOST	WINNING	LAST 10	STRENGTH OF	OPP. STRENGTH	TEAM	ADJ.	CONF.	ADJ CONF.
Average RPI Loss:	80	RECORD	PCT. RANK	GAMES	SCHEDULE	OF SCHEDULE	RPI	RPI	RPI	RPI
DIV. I ONLY	17- 11	110	7-3	115	110	97	97	10	10	
DIV. I NON-CONF.	6- 4	123	0	127	109	106	106	10	10	
TOTALS	RPI 1-25	RPI 26-50	W-L RECORDS	RPI 51-100	RPI 101-150	RPI 150+				
17- 11	0- 2	0- 3	OVERALL	2- 2	3- 2	12- 2				
9- 3	0- 1	0- 0	HOME	2- 0	2- 1	5- 1				
6- 6	0- 1	0- 1	AWAY	0- 2	1- 1	5- 1				
2- 2	0- 0	0- 2	NEUTRAL	0- 0	0- 0	2- 0				
6- 4	0- 1	0- 3	NON-CONFERENCE	0- 0	2- 0	4- 0				
2- 1	0- 1	0- 0	HOME	0- 0	1- 0	1- 0				
2- 1	0- 0	0- 1	AWAY	0- 0	1- 0	1- 0				
2- 2	0- 0	0- 2	NEUTRAL	0- 0	0- 0	2- 0				
11- 7	0- 1	0- 0	CONFERENCE	2- 2	1- 2	8- 2				
7- 2	0- 0	0- 0	HOME	2- 0	1- 1	4- 1				
4- 5	0- 1	0- 0	AWAY	0- 2	0- 1	4- 1				
0- 0	0- 0	0- 0	NEUTRAL	0- 0	0- 0	0- 0				

RPI 1-25				RPI 26-50				RPI 51-100				Team's RPI: 97	RPI 101+			
RPI	S	Opponent	Score	RPI	S	Opponent	Score	RPI	S	Opponent	Score		RPI	S	Opponent	Score
16	H	Ohio St.	65 75	34	N	Michigan	53 88	58	A	Ball St.	62 66		110	A	Buffalo	58 72
18	A	Central Mich.	58 71	42	N	Troy	64 71	58	H	Ball St.	69 68		110	H	Buffalo	44 57
				44	A	Purdue	64 77	85	A	Ohio	57 63		115	H	Robert Morris	82 81
								85	H	Ohio	81 77		130	A	Duquesne	77 75
													143	H	Western Mich.	75 63
													164	A	Akron	60 55
													164	H	Akron	68 50
													174	A	Northern Ill.	79 71
													182	H	Eastern Mich.	69 74
													185	A	Toledo	60 69
													185	H	Toledo	87 68
													226	A	Miami (OH)	78 75
													226	H	Miami (OH)	80 75
													252	A	Bowling Green	96 86
													252	H	Bowling Green	61 47
													261	A	Youngstown St.	82 73
													288	N	Ga. Southern	62 48
													296	H	St. Bonaventure	81 58
													340	N	Purdue Fort Wayne	75 67
LAST 10 Division I																
110	A	Buffalo	58 72	18	A	Central Mich.	58 71									
85	H	Ohio	81 77	185	H	Toledo	87 68									
252	A	Bowling Green	96 86	164	A	Akron	60 55									
164	H	Akron	68 50	85	A	Ohio	57 63									
226	H	Miami (OH)	80 75	252	H	Bowling Green	61 47									

Non-Div I Games: Hiram

92 36

Kent St.

Kentucky

Through Games Of March 7, 2020

Average RPI Win:	137	WON-LOST	WINNING	LAST 10	STRENGTH OF	OPP. STRENGTH	TEAM	ADJ.	CONF.	ADJ CONF.
Average RPI Loss:	44	RECORD	PCT. RANK	GAMES	SCHEDULE	OF SCHEDULE	RPI	RPI	RPI	RPI
DIV. I ONLY	22- 8	46	5-5	27	37	23	23	4	4	
DIV. I NON-CONF.	11- 1	13	0	151	89	41	41	5	5	
TOTALS	RPI 1-25	RPI 26-50	W-L RECORDS	RPI 51-100	RPI 101-150	RPI 150+				
22- 8	2- 4	1- 2	OVERALL	7- 0	3- 2	9- 0				
14- 3	2- 2	0- 0	HOME	4- 0	1- 1	7- 0				
7- 4	0- 1	1- 2	AWAY	2- 0	2- 1	2- 0				
1- 1	0- 1	0- 0	NEUTRAL	1- 0	0- 0	0- 0				
11- 1	0- 1	1- 0	NON-CONFERENCE	2- 0	1- 0	7- 0				
8- 1	0- 1	0- 0	HOME	1- 0	0- 0	7- 0				
3- 0	0- 0	1- 0	AWAY	1- 0	1- 0	0- 0				
0- 0	0- 0	0- 0	NEUTRAL	0- 0	0- 0	0- 0				
11- 7	2- 3	0- 2	CONFERENCE	5- 0	2- 2	2- 0				
6- 2	2- 1	0- 0	HOME	3- 0	1- 1	0- 0				
4- 4	0- 1	0- 2	AWAY	1- 0	1- 1	2- 0				
1- 1	0- 1	0- 0	NEUTRAL	1- 0	0- 0	0- 0				

RPI	S	Opponent	Score	RPI	S	Opponent	Score	RPI	S	Opponent	Score	RPI	S	Opponent	Score
1	A	South Carolina	72 99	31	A	Arkansas	85 103	61	H	Charlotte	86 39	112	H	Auburn	68 61
1	H	South Carolina	58 67	36	A	LSU	59 65	63	H	Georgia	88 77	123	A	California	63 61
7	H	Louisville	66 67	45	A	Middle Tenn.	67 52	65	H	Tennessee	80 76	127	A	Vanderbilt	64 70
10	H	Mississippi St.	73 62					65	N	Tennessee	86 65	138	A	Florida	65 45
10	N	Mississippi St.	59 77					71	A	Alabama	81 71	138	H	Florida	62 70
20	H	Texas A&M	76 54					71	H	Alabama	66 62	151	H	Mt. St. Mary's	67 44
								74	A	Virginia	50 47	161	H	Samford	79 49
												171	H	Austin Peay	81 52
												176	A	Missouri	62 47
												224	H	Stetson	67 48
												282	H	Winthrop	91 36
												283	H	Morehead St.	79 54
												298	A	Ole Miss	94 52
												344	H	Grambling	81 35
LAST 10 Division I															
		10 N Mississippi St.	59 77			298 A Ole Miss	94 52								
		65 N Tennessee	86 65			10 H Mississippi St.	73 62								
		127 A Vanderbilt	64 70			31 A Arkansas	85 103								
		63 H Georgia	88 77			71 H Alabama	66 62								
		1 H South Carolina	58 67			138 H Florida	62 70								

Non-Div I Games:

Kentucky

■ Loss,
 ■ Non-Conf, S Site,
 ■ Home
 ■ Away
 N Neutral

LIU Brooklyn

Through Games Of March 7, 2020

Average RPI Win:	288	WON-LOST	WINNING	LAST 10	STRENGTH OF	OPP. STRENGTH	TEAM	ADJ.	CONF.	ADJ CONF.
Average RPI Loss:	242	RECORD	PCT. RANK	GAMES	SCHEDULE	OF SCHEDULE	RPI	RPI	RPI	RPI
DIV. I ONLY	8- 21	298	4-6	331	349	333	333	30	30	
DIV. I NON-CONF.	1- 10	329	0	264	348	342	342	30	30	
TOTALS	RPI 1-25	RPI 26-50	W-L RECORDS	RPI 51-100	RPI 101-150	RPI 150+				
8- 21	0- 0	0- 0	OVERALL	0- 1	0- 1	8- 19				
6- 10	0- 0	0- 0	HOME	0- 1	0- 1	6- 8				
2- 11	0- 0	0- 0	AWAY	0- 0	0- 0	2- 11				
0- 0	0- 0	0- 0	NEUTRAL	0- 0	0- 0	0- 0				
1- 10	0- 0	0- 0	NON-CONFERENCE	0- 1	0- 0	1- 9				
1- 6	0- 0	0- 0	HOME	0- 1	0- 0	1- 5				
0- 4	0- 0	0- 0	AWAY	0- 0	0- 0	0- 4				
0- 0	0- 0	0- 0	NEUTRAL	0- 0	0- 0	0- 0				
7- 11	0- 0	0- 0	CONFERENCE	0- 0	0- 1	7- 10				
5- 4	0- 0	0- 0	HOME	0- 0	0- 1	5- 3				
2- 7	0- 0	0- 0	AWAY	0- 0	0- 0	2- 7				
0- 0	0- 0	0- 0	NEUTRAL	0- 0	0- 0	0- 0				

RPI 1-25				RPI 26-50				RPI 51-100				RPI 101+				Team's RPI: 333	
RPI	S	Opponent	Score	RPI	S	Opponent	Score	RPI	S	Opponent	Score	RPI	S	Opponent	Score		
								81	H	Stony Brook	49	80	115	H	Robert Morris	59	70
													151	A	Mt. St. Mary's	57	75
													151	H	Mt. St. Mary's	57	77
													159	A	Lafayette	60	65
													184	A	Merrimack	68	60
													184	H	Merrimack	63	66
													189	H	Cleveland St.	49	79
													209	A	UMass Lowell	56	65
													210	A	Rhode Island	56	79
													228	H	Fairfield	51	53
													269	A	Saint Francis (PA)	71	64
													269	H	Saint Francis (PA)	71	53
													273	A	Army West Point	60	67
													295	H	N.C. Central	59	61
													299	A	Sacred Heart	55	64
													299	H	Sacred Heart	66	63
													302	A	Fairleigh Dickinson	50	64
													302	H	Fairleigh Dickinson	68	63
													304	A	Wagner	61	63
													304	H	Wagner	66	52
													307	H	Vermont	62	73
													318	H	Saint Peter's	74	89
													319	A	St. Francis Brooklyn	63	88
													319	H	St. Francis Brooklyn	54	71
													322	A	Bryant	53	57
													328	H	Hofstra	85	46
LAST 10 Division I																	
299	A	Sacred Heart	55	64	299	H	Sacred Heart	66	63								
346	A	Central Conn. St.	57	71	319	H	St. Francis Brooklyn	54	71								
304	H	Wagner	66	52	151	H	Mt. St. Mary's	57	77								
269	A	Saint Francis (PA)	71	64	184	H	Merrimack	63	66								
302	A	Fairleigh Dickinson	50	64	184	A	Merrimack	68	60								

Non-Div I Games:

LIU Brooklyn

■ Loss,
 ■ Non-Conf,
 ■ S Site,
 ■ H Home
 ■ A Away
 N Neutral

RPI	S	Opponent	Score	
346	A	Central Conn. St.	57	71
346	H	Central Conn. St.	63	61

L
I
U
B
r
o
o
k
l
y
n

L
I
U
B
r
o
o
k
l
y
n

LIU Brooklyn

Average RPI Win:	216	WON-LOST	WINNING	LAST 10	STRENGTH OF	OPP. STRENGTH	TEAM	ADJ.	CONF.	ADJ CONF.
Average RPI Loss:	149	RECORD	PCT. RANK	GAMES	SCHEDULE	OF SCHEDULE	RPI	RPI	RPI	RPI
DIV. I ONLY	6- 25	321	0-10	151	136	294	294	11	11	
DIV. I NON-CONF.	3- 9	279	0	214	255	284	284	11	11	
TOTALS	RPI 1-25	RPI 26-50	W-L RECORDS	RPI 51-100	RPI 101-150	RPI 150+				
6- 25	0- 3	0- 0	OVERALL	0- 4	0- 6	6- 12				
3- 11	0- 1	0- 0	HOME	0- 2	0- 3	3- 5				
3- 11	0- 2	0- 0	AWAY	0- 1	0- 3	3- 5				
0- 3	0- 0	0- 0	NEUTRAL	0- 1	0- 0	0- 2				
3- 9	0- 1	0- 0	NON-CONFERENCE	0- 2	0- 0	3- 6				
1- 4	0- 0	0- 0	HOME	0- 1	0- 0	1- 3				
2- 3	0- 1	0- 0	AWAY	0- 0	0- 0	2- 2				
0- 2	0- 0	0- 0	NEUTRAL	0- 1	0- 0	0- 1				
3- 16	0- 2	0- 0	CONFERENCE	0- 2	0- 6	3- 6				
2- 7	0- 1	0- 0	HOME	0- 1	0- 3	2- 2				
1- 8	0- 1	0- 0	AWAY	0- 1	0- 3	1- 3				
0- 1	0- 0	0- 0	NEUTRAL	0- 0	0- 0	0- 1				

RPI	S	Opponent	Score	RPI	S	Opponent	Score	RPI	S	Opponent	Score	RPI	S	Opponent	Score	Team's RPI: 294
9	A	Gonzaga	52 78					52	H	Yale	65 81	114	A	San Diego	50 54	
9	H	Gonzaga	47 75					58	N	Ball St.	72 77	114	H	San Diego	59 67	
13	A	UCLA	52 74					93	A	BYU	42 57	129	A	Portland	49 74	
								93	H	BYU	44 59	129	H	Portland	78 89	
												136	A	Pacific	67 76	
												136	H	Pacific	70 87	
												175	A	Pepperdine	84 77	
												175	H	Pepperdine	66 77	
												187	N	Providence	45 48	
												192	A	Santa Clara	60 76	
												192	H	Santa Clara	75 59	
												199	A	Saint Mary's (CA)	70 86	
												199	H	Saint Mary's (CA)	61 70	
												199	N	Saint Mary's (CA)	63 72	
												212	A	San Francisco	68 70	
												212	H	San Francisco	76 69	
												214	H	Hawaii	65 51	
												230	A	New Mexico	73 72	
												231	H	Cal St. Fullerton	74 79	
												256	A	UC Irvine	65 80	
												258	H	Georgetown	53 64	
												259	A	Tulsa	56 75	
												275	A	Long Beach St.	70 57	
												281	H	CSUN	54 56	
LAST 10 Division I																
199	N	Saint Mary's (CA)	63 72	175	H	Pepperdine	66 77									
93	A	BYU	42 57	212	A	San Francisco	68 70									
114	A	San Diego	50 54	192	A	Santa Clara	60 76									
129	H	Portland	78 89	136	H	Pacific	70 87									
9	H	Gonzaga	47 75	199	H	Saint Mary's (CA)	61 70									

Non-Div I Games: Cal St. San B'dino 94 46

LMU (CA)

Loss, Non-Conf, S Site, H Home A Away N Neutral

Average RPI Win:	143	WON-LOST	WINNING	LAST 10	STRENGTH OF	OPP. STRENGTH	TEAM	ADJ.	CONF.	ADJ CONF.
Average RPI Loss:	59	RECORD	PCT. RANK	GAMES	SCHEDULE	OF SCHEDULE	RPI	RPI	RPI	RPI
DIV. I ONLY	20- 10	72	5-5	41	46	36	36	4	4	
DIV. I NON-CONF.	10- 2	29	0	132	125	44	44	5	5	
TOTALS	RPI 1-25	RPI 26-50	W-L RECORDS	RPI 51-100	RPI 101-150	RPI 150+				
20- 10	3- 3	2- 2	OVERALL	2- 3	4- 1	9- 1				
12- 2	2- 0	1- 1	HOME	2- 1	1- 0	6- 0				
5- 7	1- 2	1- 1	AWAY	0- 2	1- 1	2- 1				
3- 1	0- 1	0- 0	NEUTRAL	0- 0	2- 0	1- 0				
10- 2	0- 0	2- 1	NON-CONFERENCE	0- 1	1- 0	7- 0				
5- 1	0- 0	1- 1	HOME	0- 0	0- 0	4- 0				
3- 1	0- 0	1- 0	AWAY	0- 1	0- 0	2- 0				
2- 0	0- 0	0- 0	NEUTRAL	0- 0	1- 0	1- 0				
10- 8	3- 3	0- 1	CONFERENCE	2- 2	3- 1	2- 1				
7- 1	2- 0	0- 0	HOME	2- 1	1- 0	2- 0				
2- 6	1- 2	0- 1	AWAY	0- 1	1- 1	0- 1				
1- 1	0- 1	0- 0	NEUTRAL	0- 0	1- 0	0- 0				

RPI 1-25				RPI 26-50				Team's RPI: 36	RPI 51-100				RPI 101+			
RPI	S	Opponent	Score	RPI	S	Opponent	Score		RPI	S	Opponent	Score	RPI	S	Opponent	Score
1	A	South Carolina	48 63	27	H	Florida St.	62 70		63	H	Georgia	56 73	101	N	Michigan St.	58 56
10	A	Mississippi St.	60 64	31	A	Arkansas	71 75		65	A	Tennessee	58 63	112	A	Auburn	60 65
10	N	Mississippi St.	49 79	37	A	FGCU	74 63		65	H	Tennessee	75 65	127	H	Vanderbilt	61 55
20	A	Texas A&M	57 54	47	H	Rutgers	64 58		71	H	Alabama	71 60	138	A	Florida	77 68
20	H	Texas A&M	59 58						91	A	Oklahoma	68 90	138	N	Florida	73 59
23	H	Kentucky	65 59										170	A	Tulane	59 54
													172	H	New Orleans	83 49
													176	A	Missouri	65 69
													176	H	Missouri	66 58
													196	N	Memphis	89 58
													208	A	Little Rock	65 50
													253	H	Southeastern La.	62 52
													255	H	Nicholls St.	63 32
													298	H	Ole Miss	52 44
													339	H	Florida A&M	73 45
LAST 10 Division I																
10	N	Mississippi St.	49 79	1	A	South Carolina	48 63		112	A	Auburn	60 65				
138	N	Florida	73 59	65	H	Tennessee	75 65		176	H	Missouri	66 58				
31	A	Arkansas	71 75	20	H	Texas A&M	59 58									
127	H	Vanderbilt	61 55													
63	H	Georgia	56 73													

Non-Div I Games:

LSU

■ Loss,
 ■ Non-Conf,
 ■ S Site,
 ■ H Home
 ■ A Away
 N Neutral

Average RPI Win:	231	WON-LOST	WINNING	LAST 10	STRENGTH OF	OPP. STRENGTH	TEAM	ADJ.	CONF.	ADJ CONF.
Average RPI Loss:	114	RECORD	PCT. RANK	GAMES	SCHEDULE	OF SCHEDULE	RPI	RPI	RPI	RPI
DIV. I ONLY	13- 17	211	5-5	165	142	194	194	12	12	
DIV. I NON-CONF.	6- 7	182	0	133	261	173	173	12	12	
TOTALS	RPI 1-25	RPI 26-50	W-L RECORDS	RPI 51-100	RPI 101-150	RPI 150+				
13- 17	0- 0	0- 2	OVERALL	0- 6	2- 8	11- 1				
5- 9	0- 0	0- 1	HOME	0- 4	1- 4	4- 0				
7- 8	0- 0	0- 1	AWAY	0- 2	1- 4	6- 1				
1- 0	0- 0	0- 0	NEUTRAL	0- 0	0- 0	1- 0				
6- 7	0- 0	0- 1	NON-CONFERENCE	0- 3	1- 2	5- 1				
2- 4	0- 0	0- 0	HOME	0- 2	1- 2	1- 0				
3- 3	0- 0	0- 1	AWAY	0- 1	0- 0	3- 1				
1- 0	0- 0	0- 0	NEUTRAL	0- 0	0- 0	1- 0				
7- 10	0- 0	0- 1	CONFERENCE	0- 3	1- 6	6- 0				
3- 5	0- 0	0- 1	HOME	0- 2	0- 2	3- 0				
4- 5	0- 0	0- 0	AWAY	0- 1	1- 4	3- 0				
0- 0	0- 0	0- 0	NEUTRAL	0- 0	0- 0	0- 0				

RPI S	Opponent	Score	RPI S	Opponent	Score	RPI S	Opponent	Score	RPI S	Opponent	Score	Team's RPI: 194
39	A Drexel	31 69	43	H Dayton	58 98	57	H Penn	49 65	115	H Robert Morris	68 71	
						79	H Villanova	69 77	116	H Temple	69 72	
						84	H Saint Louis	61 77	120	H Harvard	75 69	
						88	H VCU	61 67	124	A Richmond	61 63	
						89	A Fordham	45 62	124	H Richmond	61 67	
						95	A Rider	43 70	130	A Duquesne	56 82	
									141	A Davidson	63 67	
									141	H Davidson	61 70	
									144	A George Washington	61 54	
									148	A Massachusetts	62 76	
									156	A Norfolk St.	55 52	
									210	A Rhode Island	54 42	
									219	A Penn St.	69 67	
									236	A Saint Joseph's	59 53	
									236	H Saint Joseph's	67 59	
									249	A George Mason	64 59	
									249	H George Mason	77 65	
									262	A Howard	78 62	
									296	H St. Bonaventure	67 61	
									297	N UMBC	74 58	
									320	A Navy	46 61	
									335	H Coppin St.	79 46	
LAST 10 Division I												
141	A Davidson	63 67	236	A Saint Joseph's	59 53							
249	A George Mason	64 59	144	A George Washington	61 54							
141	H Davidson	61 70	124	H Richmond	61 67							
210	A Rhode Island	54 42	89	A Fordham	45 62							
88	H VCU	61 67	249	H George Mason	77 65							

Non-Div I Games:

La Salle

■ Loss,
■ Non-Conf,
■ S Site,
■ H Home
■ A Away
N Neutral

La.-Monroe

Through Games Of March 7, 2020

Average RPI Win:	312	WON-LOST	WINNING	LAST 10	STRENGTH OF	OPP. STRENGTH	TEAM	ADJ.	CONF.	ADJ CONF.
Average RPI Loss:	216	RECORD	PCT. RANK	GAMES	SCHEDULE	OF SCHEDULE	RPI	RPI	RPI	RPI
DIV. I ONLY	3- 26	340	0-10	341	290	348	348	21	21	
DIV. I NON-CONF.	2- 9	304	0	348	344	351	351	19	19	
TOTALS	RPI 1-25	RPI 26-50	W-L RECORDS	RPI 51-100	RPI 101-150	RPI 150+				
3- 26	0- 0	0- 2	OVERALL	0- 1	0- 3	3- 20				
2- 12	0- 0	0- 1	HOME	0- 0	0- 1	2- 10				
1- 14	0- 0	0- 1	AWAY	0- 1	0- 2	1- 10				
0- 0	0- 0	0- 0	NEUTRAL	0- 0	0- 0	0- 0				
2- 9	0- 0	0- 0	NON-CONFERENCE	0- 0	0- 1	2- 8				
2- 3	0- 0	0- 0	HOME	0- 0	0- 0	2- 3				
0- 6	0- 0	0- 0	AWAY	0- 0	0- 1	0- 5				
0- 0	0- 0	0- 0	NEUTRAL	0- 0	0- 0	0- 0				
1- 17	0- 0	0- 2	CONFERENCE	0- 1	0- 2	1- 12				
0- 9	0- 0	0- 1	HOME	0- 0	0- 1	0- 7				
1- 8	0- 0	0- 1	AWAY	0- 1	0- 1	1- 5				
0- 0	0- 0	0- 0	NEUTRAL	0- 0	0- 0	0- 0				

RPI S	Opponent	Score	RPI S	Opponent	Score	RPI S	Opponent	Score	RPI S	Opponent	Score	Team's RPI: 348
42	A Troy	65 77	42	H Troy	65 72	96	A Coastal Caro.	69 88	102	A UT Arlington	34 72	
									102	H UT Arlington	67 74	
									133	A Texas Tech	38 83	
									190	A Louisiana	55 68	
									190	H Louisiana	49 62	
									204	H Southern Miss.	42 57	
									206	A Tennessee Tech	68 75	
									208	H Little Rock	50 70	
									213	A Appalachian St.	49 68	
									237	A North Texas	51 63	
									239	A South Alabama	63 72	
									239	H South Alabama	39 73	
									243	H Arkansas St.	53 54	
									250	A Texas St.	58 55	
									250	H Texas St.	53 59	
									253	H Southeastern La.	52 65	
									255	A Nicholls St.	59 74	
									288	A Ga. Southern	47 64	
									288	H Ga. Southern	66 72	
									298	A Ole Miss	42 66	
									315	H Houston Baptist	65 72	
									316	A Georgia St.	52 68	
									316	H Georgia St.	43 52	
									336	H Northwestern St.	63 54	
									347	A McNeese	69 72	
									351	H Mississippi Val.	74 66	
LAST 10 Division I												
102	H UT Arlington	67 74	316	H Georgia St.	43 52							
250	H Texas St.	53 59	288	H Ga. Southern	66 72							
213	A Appalachian St.	49 68	239	H South Alabama	39 73							
96	A Coastal Caro.	69 88	42	A Troy	65 77							
190	H Louisiana	49 62	243	H Arkansas St.	53 54							

Non-Div I Games:

La.-Monroe

■ Loss,
 ■ Non-Conf,
 ■ S Site,
 ■ Home
 ■ A Away
 N Neutral

RPI 1-25			
RPI	S	Opponent	Score
46	A	Bucknell	36 50
46	H	Bucknell	47 57
RPI 26-50			
RPI	S	Opponent	Score
46	A	Bucknell	36 50
46	H	Bucknell	47 57
RPI 51-100			
RPI	S	Opponent	Score
55	A	St. John's (NY)	44 76
64	A	Seton Hall	50 74
Team's RPI: 159			
RPI 101+			
RPI	S	Opponent	Score
111	A	Colgate	52 73
111	H	Colgate	55 39
122	A	Lehigh	66 73
122	H	Lehigh	61 53
128	A	Holy Cross	56 57
128	H	Holy Cross	49 57
130	H	Duquesne	65 73
131	A	Boston U.	40 47
131	H	Boston U.	59 57
163	A	Binghamton	64 74
188	H	Manhattan	60 53
201	A	American	67 52
201	H	American	55 48
273	A	Army West Point	57 52
273	H	Army West Point	67 58
279	A	Loyola Maryland	76 65
279	H	Loyola Maryland	55 52
293	A	Monmouth	44 52
297	H	UMBC	58 65
302	H	Fairleigh Dickinson	61 29
314	A	Albany (NY)	54 47
320	A	Navy	62 59
320	H	Navy	79 52
333	H	LIU Brooklyn	65 60
LAST 10 Division I			
46	H	Bucknell	47 57
320	A	Navy	62 59
201	H	American	55 48
279	A	Loyola Maryland	76 65
131	A	Boston U.	40 47
128	H	Holy Cross	49 57
273	H	Army West Point	67 58
122	A	Lehigh	66 73
201	A	American	67 52
111	H	Colgate	55 39

Lafayette

Page 153

Average RPI Win:	274	WON-LOST	WINNING	LAST 10	STRENGTH OF	OPP. STRENGTH	TEAM	ADJ.	CONF.	ADJ CONF.
Average RPI Loss:	151	RECORD	PCT. RANK	GAMES	SCHEDULE	OF SCHEDULE	RPI	RPI	RPI	RPI
DIV. I ONLY	8- 19	292	2-8	139	269	265	265	23	23	
DIV. I NON-CONF.	2- 5	259	0	17	116	143	143	24	24	
TOTALS	RPI 1-25	RPI 26-50	W-L RECORDS	RPI 51-100	RPI 101-150	RPI 150+				
8- 19	0- 2	0- 0	OVERALL	0- 7	1- 2	7- 8				
4- 8	0- 0	0- 0	HOME	0- 3	0- 1	4- 4				
3- 11	0- 2	0- 0	AWAY	0- 4	0- 1	3- 4				
1- 0	0- 0	0- 0	NEUTRAL	0- 0	1- 0	0- 0				
2- 5	0- 2	0- 0	NON-CONFERENCE	0- 1	1- 0	1- 2				
1- 1	0- 0	0- 0	HOME	0- 0	0- 0	1- 1				
0- 4	0- 2	0- 0	AWAY	0- 1	0- 0	0- 1				
1- 0	0- 0	0- 0	NEUTRAL	0- 0	1- 0	0- 0				
6- 14	0- 0	0- 0	CONFERENCE	0- 6	0- 2	6- 6				
3- 7	0- 0	0- 0	HOME	0- 3	0- 1	3- 3				
3- 7	0- 0	0- 0	AWAY	0- 3	0- 1	3- 3				
0- 0	0- 0	0- 0	NEUTRAL	0- 0	0- 0	0- 0				

RPI 1-25				RPI 26-50				RPI 51-100				RPI 101+ Team's RPI: 265			
RPI	S	Opponent	Score	RPI	S	Opponent	Score	RPI	S	Opponent	Score	RPI	S	Opponent	Score
4	A	Baylor	28 90					59	A	Oklahoma St.	53 74	108	N	Idaho	47 44
21	A	NC State	40 81					75	A	A&M-Corpus Christi	39 49	146	A	Sam Houston St.	47 68
								75	H	A&M-Corpus Christi	56 64	146	H	Sam Houston St.	68 75
								83	A	SFA	50 70	172	H	New Orleans	57 62
								83	H	SFA	53 54	190	H	Louisiana	63 74
								86	A	Abilene Christian	72 78	227	H	Denver	71 59
								86	H	Abilene Christian	49 75	238	A	Central Ark.	29 53
												253	A	Southeastern La.	65 57
												255	A	Nicholls St.	84 78
												255	H	Nicholls St.	60 62
												268	A	Incarnate Word	67 68
												268	H	Incarnate Word	48 67
												308	A	Cal Poly	56 57
												315	A	Houston Baptist	59 72
												315	H	Houston Baptist	60 53
												336	H	Northwestern St.	61 58
												347	A	McNeese	87 69
												347	H	McNeese	80 70
LAST 10 Division I															
347	H	McNeese	80 70	315	A	Houston Baptist	59 72								
83	A	SFA	50 70	255	H	Nicholls St.	60 62								
268	A	Incarnate Word	67 68	86	H	Abilene Christian	49 75								
75	H	A&M-Corpus Christi	56 64	238	A	Central Ark.	29 53								
146	H	Sam Houston St.	68 75	347	A	McNeese	87 69								

Non-Div I Games: Howard Payne 96 36 LeTourneau 90 38

Lamar University

Loss, Non-Conf, S Site, H Home A Away N Neutral

Average RPI Win: 225	WON-LOST	WINNING	LAST 10	STRENGTH OF	OPP. STRENGTH	TEAM	ADJ.	CONF.	ADJ CONF.
Average RPI Loss: 108	RECORD	PCT. RANK	GAMES	SCHEDULE	OF SCHEDULE	RPI	RPI	RPI	RPI
DIV. I ONLY	17- 11	110	5-5	155	186	122	122	16	16
DIV. I NON-CONF.	7- 3	80	0	145	239	75	75	15	15
TOTALS	RPI 1-25	RPI 26-50	W-L RECORDS	RPI 51-100	RPI 101-150	RPI 150+			
17- 11	0- 0	0- 2	OVERALL	1- 3	3- 4	13- 2			
8- 4	0- 0	0- 1	HOME	1- 0	2- 2	5- 1			
9- 5	0- 0	0- 1	AWAY	0- 1	1- 2	8- 1			
0- 2	0- 0	0- 0	NEUTRAL	0- 2	0- 0	0- 0			
7- 3	0- 0	0- 0	NON-CONFERENCE	1- 3	1- 0	5- 0			
3- 0	0- 0	0- 0	HOME	1- 0	1- 0	1- 0			
4- 1	0- 0	0- 0	AWAY	0- 1	0- 0	4- 0			
0- 2	0- 0	0- 0	NEUTRAL	0- 2	0- 0	0- 0			
10- 8	0- 0	0- 2	CONFERENCE	0- 0	2- 4	8- 2			
5- 4	0- 0	0- 1	HOME	0- 0	1- 2	4- 1			
5- 4	0- 0	0- 1	AWAY	0- 0	1- 2	4- 1			
0- 0	0- 0	0- 0	NEUTRAL	0- 0	0- 0	0- 0			

RPI 1-25				RPI 26-50				RPI 51-100				RPI 101+				Team's RPI: 122
RPI	S	Opponent	Score	RPI	S	Opponent	Score	RPI	S	Opponent	Score	RPI	S	Opponent	Score	
				46	A	Bucknell	56 67	58	N	Ball St.	52 54	111	A	Colgate	86 70	
				46	H	Bucknell	50 71	64	H	Seton Hall	75 68	111	H	Colgate	73 82	
								89	N	Fordham	57 59	128	A	Holy Cross	62 65	
								92	A	Minnesota	49 77	128	H	Holy Cross	57 74	
												131	A	Boston U.	47 48	
												131	H	Boston U.	51 34	
												144	H	George Washington	59 53	
												151	A	Mt. St. Mary's	66 65	
												159	A	Lafayette	53 61	
												159	H	Lafayette	73 66	
												184	A	Merrimack	72 68	
												201	A	American	64 63	
												201	H	American	56 64	
												273	A	Army West Point	94 65	
												273	H	Army West Point	89 72	
												277	A	Delaware St.	68 38	
												279	A	Loyola Maryland	55 53	
												279	H	Loyola Maryland	82 64	
												318	A	Saint Peter's	80 71	
												320	A	Navy	60 53	
												320	H	Navy	70 40	
												346	H	Central Conn. St.	70 51	
LAST 10 Division I																
				111	A	Colgate	86 70	273	H	Army West Point	89 72					
				279	H	Loyola Maryland	82 64	128	A	Holy Cross	62 65					
				131	A	Boston U.	47 48	159	H	Lafayette	73 66					
				46	A	Bucknell	56 67	273	A	Army West Point	94 65					
				111	H	Colgate	73 82	201	H	American	56 64					

Non-Div I Games: Bloomsburg 91 43

Lehigh

■ Loss,
 ■ Non-Conf,
 ■ S Site,
 ■ Home
 ■ A Away
 N Neutral

Liberty

Through Games Of March 7, 2020

Average RPI Win: 210	WON-LOST	WINNING	LAST 10	STRENGTH OF	OPP. STRENGTH	TEAM	ADJ.	CONF.	ADJ CONF.
Average RPI Loss: 109	RECORD	PCT. RANK	GAMES	SCHEDULE	OF SCHEDULE	RPI	RPI	RPI	RPI
DIV. I ONLY	19- 11	92	8-2	123	170	99	99	15	15
DIV. I NON-CONF.	7- 6	161	0	74	195	98	98	14	14
TOTALS	RPI 1-25	RPI 26-50	W-L RECORDS	RPI 51-100	RPI 101-150	RPI 150+			
19- 11	0- 1	1- 4	OVERALL	0- 0	2- 4	16- 2			
8- 5	0- 0	0- 1	HOME	0- 0	1- 2	7- 2			
9- 5	0- 0	0- 3	AWAY	0- 0	1- 2	8- 0			
2- 1	0- 1	1- 0	NEUTRAL	0- 0	0- 0	1- 0			
7- 6	0- 1	1- 2	NON-CONFERENCE	0- 0	1- 1	5- 2			
1- 3	0- 0	0- 0	HOME	0- 0	0- 1	1- 2			
4- 2	0- 0	0- 2	AWAY	0- 0	1- 0	3- 0			
2- 1	0- 1	1- 0	NEUTRAL	0- 0	0- 0	1- 0			
12- 5	0- 0	0- 2	CONFERENCE	0- 0	1- 3	11- 0			
7- 2	0- 0	0- 1	HOME	0- 0	1- 1	6- 0			
5- 3	0- 0	0- 1	AWAY	0- 0	0- 2	5- 0			
0- 0	0- 0	0- 0	NEUTRAL	0- 0	0- 0	0- 0			

RPI S	Opponent	Score	RPI S	Opponent	Score	RPI S	Opponent	Score	RPI S	Opponent	Score
19 N	Oregon St.	55 68	29 A	James Madison	53 76		126 A	North Florida	50 65		
			37 A	FGCU	57 64		126 H	North Florida	76 54		
			37 H	FGCU	65 74		137 H	UNC Greensboro	53 58		
			38 A	Virginia Tech	69 73		139 A	North Ala.	75 86		
			50 N	Bradley	75 63		139 H	North Ala.	71 76		
							140 A	Hampton	83 59		
							156 A	Norfolk St.	67 48		
							158 A	Jacksonville	65 59		
							158 H	Jacksonville	85 76		
							200 A	UMKC	68 44		
							207 H	Chattanooga	54 71		
							222 A	Kennesaw St.	76 70		
							222 H	Kennesaw St.	91 86		
							222 H	Kennesaw St.	76 66		
							224 A	Stetson	57 48		
							224 H	Stetson	73 53		
							226 N	Miami (OH)	65 53		
							242 H	East Carolina	81 66		
							246 A	Lipscomb	79 70		
							246 H	Lipscomb	64 60		
							269 A	Saint Francis (PA)	71 52		
							287 H	ETSU	62 63		
							331 A	NJIT	67 53		
							331 H	NJIT	66 48		
LAST 10 Division I											
222 H	Kennesaw St.	91 86	331 H	NJIT	66 48						
222 A	Kennesaw St.	76 70	158 A	Jacksonville	65 59						
246 A	Lipscomb	79 70	139 A	North Ala.	75 86						
126 H	North Florida	76 54	222 H	Kennesaw St.	76 66						
224 H	Stetson	73 53	37 H	FGCU	65 74						

Non-Div I Games:

Liberty

Loss, Non-Conf, S Site, H Home A Away N Neutral

Average RPI Win:	254	WON-LOST	WINNING	LAST 10	STRENGTH OF	OPP. STRENGTH	TEAM	ADJ.	CONF.	ADJ CONF.
Average RPI Loss:	127	RECORD	PCT. RANK	GAMES	SCHEDULE	OF SCHEDULE	RPI	RPI	RPI	RPI
DIV. I ONLY	6- 23	318	2-8	60	215	246	246	15	15	
DIV. I NON-CONF.	2- 10	313	0	35	294	228	228	14	14	
TOTALS	RPI 1-25	RPI 26-50	W-L RECORDS	RPI 51-100	RPI 101-150	RPI 150+				
6- 23	0- 0	0- 6	OVERALL	0- 5	1- 3	5- 9				
2- 10	0- 0	0- 1	HOME	0- 2	0- 2	2- 5				
4- 11	0- 0	0- 5	AWAY	0- 1	1- 1	3- 4				
0- 2	0- 0	0- 0	NEUTRAL	0- 2	0- 0	0- 0				
2- 10	0- 0	0- 3	NON-CONFERENCE	0- 3	0- 0	2- 4				
1- 3	0- 0	0- 0	HOME	0- 1	0- 0	1- 2				
1- 5	0- 0	0- 3	AWAY	0- 0	0- 0	1- 2				
0- 2	0- 0	0- 0	NEUTRAL	0- 2	0- 0	0- 0				
4- 13	0- 0	0- 3	CONFERENCE	0- 2	1- 3	3- 5				
1- 7	0- 0	0- 1	HOME	0- 1	0- 2	1- 3				
3- 6	0- 0	0- 2	AWAY	0- 1	1- 1	2- 2				
0- 0	0- 0	0- 0	NEUTRAL	0- 0	0- 0	0- 0				

RPI S	Opponent	Score	RPI S	Opponent	Score	RPI S	Opponent	Score	RPI S	Opponent	Score	Team's RPI: 246
37	A FGCU	71 105	37	A FGCU	56 82	54	N Marist	63 74	126	A North Florida	73 66	
37	A FGCU		37	A FGCU		56	H Belmont	68 69	126	H North Florida	60 68	
37	H FGCU	45 78	37	H FGCU		95	N Rider	76 81	139	A North Ala.	58 91	
43	A Dayton	60 82	43	A Dayton		99	A Liberty	60 64	139	H North Ala.	72 84	
45	A Middle Tenn.	49 70	45	A Middle Tenn.		99	H Liberty	70 79	158	A Jacksonville	53 76	
48	A UT Martin	67 83	48	A UT Martin					158	H Jacksonville	64 73	
									179	H Northern Ky.	71 69	
									198	H Eastern Ill.	56 66	
									206	A Tennessee Tech	58 78	
									222	A Kennesaw St.	60 88	
									222	H Kennesaw St.	66 74	
									224	A Stetson	65 59	
									224	H Stetson	34 48	
									240	H Murray St.	57 67	
									247	A Jacksonville St.	63 65	
									331	A NJIT	65 57	
									331	H NJIT	68 66	
									334	A Tennessee St.	74 64	
LAST 10 Division I												
37	A FGCU	71 105	37	H FGCU	45 78							
99	H Liberty	70 79	139	A North Ala.	58 91							
158	A Jacksonville	53 76	222	A Kennesaw St.	60 88							
126	A North Florida	73 66	224	H Stetson	34 48							
331	H NJIT	68 66	158	H Jacksonville	64 73							

Non-Div I Games: Queens (NC) 86 45

Lipscomb

Loss, Non-Conf, S Site, H Home A Away N Neutral

Little Rock

Through Games Of March 7, 2020

Average RPI Win:	261	WON-LOST	WINNING	LAST 10	STRENGTH OF	OPP. STRENGTH	TEAM	ADJ.	CONF.	ADJ CONF.
Average RPI Loss:	126	RECORD	PCT. RANK	GAMES	SCHEDULE	OF SCHEDULE	RPI	RPI	RPI	RPI
DIV. I ONLY	11- 18	248	3-7	128	178	208	208	21	21	
DIV. I NON-CONF.	2- 9	304	0	46	38	243	243	19	19	
TOTALS	RPI 1-25	RPI 26-50	W-L RECORDS	RPI 51-100	RPI 101-150	RPI 150+				
11- 18	0- 2	0- 5	OVERALL	0- 2	0- 2	11- 7				
6- 8	0- 0	0- 2	HOME	0- 1	0- 1	6- 4				
5- 10	0- 2	0- 3	AWAY	0- 1	0- 1	5- 3				
0- 0	0- 0	0- 0	NEUTRAL	0- 0	0- 0	0- 0				
2- 9	0- 2	0- 3	NON-CONFERENCE	0- 1	0- 0	2- 3				
2- 3	0- 0	0- 1	HOME	0- 0	0- 0	2- 2				
0- 6	0- 2	0- 2	AWAY	0- 1	0- 0	0- 1				
0- 0	0- 0	0- 0	NEUTRAL	0- 0	0- 0	0- 0				
9- 9	0- 0	0- 2	CONFERENCE	0- 1	0- 2	9- 4				
4- 5	0- 0	0- 1	HOME	0- 1	0- 1	4- 2				
5- 4	0- 0	0- 1	AWAY	0- 0	0- 1	5- 2				
0- 0	0- 0	0- 0	NEUTRAL	0- 0	0- 0	0- 0				

RPI 1-25				RPI 26-50				RPI 51-100				RPI 101+ Team's RPI: 208			
RPI	S	Opponent	Score	RPI	S	Opponent	Score	RPI	S	Opponent	Score	RPI	S	Opponent	Score
10	A	Mississippi St.	50 89	30	A	Western Ky.	58 77	53	A	Rice	40 66	102	A	UT Arlington	58 65
20	A	Texas A&M	35 78	31	A	Arkansas	53 86	96	H	Coastal Caro.	48 68	102	H	UT Arlington	46 62
				36	H	LSU	50 65					190	A	Louisiana	59 44
				42	A	Troy	59 77					196	H	Memphis	50 68
				42	H	Troy	54 70					202	A	Fla. Atlantic	72 79
												213	H	Appalachian St.	68 63
												238	H	Central Ark.	63 48
												239	A	South Alabama	69 58
												239	H	South Alabama	42 57
												243	A	Arkansas St.	54 72
												243	H	Arkansas St.	67 58
												250	A	Texas St.	78 66
												250	H	Texas St.	47 50
												259	H	Tulsa	63 51
												263	H	Louisiana Tech	38 43
												288	A	Ga. Southern	65 49
												288	H	Ga. Southern	58 46
												316	A	Georgia St.	43 58
												316	H	Georgia St.	66 46
												348	A	La.-Monroe	70 50
LAST 10 Division I															
239	H	South Alabama	42 57	102	H	UT Arlington	46 62								
42	H	Troy	54 70	250	H	Texas St.	47 50								
243	A	Arkansas St.	54 72	316	A	Georgia St.	43 58								
239	A	South Alabama	69 58	288	A	Ga. Southern	65 49								
42	A	Troy	59 77	190	A	Louisiana	59 44								

Non-Div I Games:

Little Rock

Loss, Non-Conf, S Site, H Home A Away N Neutral

Average RPI Win:	249	WON-LOST	WINNING	LAST 10	STRENGTH OF	OPP. STRENGTH	TEAM	ADJ.	CONF.	ADJ CONF.
Average RPI Loss:	211	RECORD	PCT. RANK	GAMES	SCHEDULE	OF SCHEDULE	RPI	RPI	RPI	RPI
DIV. I ONLY	12- 16	216	4-6	318	220	275	275	28	28	
DIV. I NON-CONF.	4- 8	235	0	291	58	274	274	26	26	
TOTALS	RPI 1-25	RPI 26-50	W-L RECORDS	RPI 51-100	RPI 101-150	RPI 150+				
12- 16	0- 2	0- 0	OVERALL	0- 1	0- 1	12- 12				
8- 4	0- 1	0- 0	HOME	0- 0	0- 0	8- 3				
2- 12	0- 1	0- 0	AWAY	0- 1	0- 1	2- 9				
2- 0	0- 0	0- 0	NEUTRAL	0- 0	0- 0	2- 0				
4- 8	0- 2	0- 0	NON-CONFERENCE	0- 1	0- 1	4- 4				
1- 3	0- 1	0- 0	HOME	0- 0	0- 0	1- 2				
1- 5	0- 1	0- 0	AWAY	0- 1	0- 1	1- 2				
2- 0	0- 0	0- 0	NEUTRAL	0- 0	0- 0	2- 0				
8- 8	0- 0	0- 0	CONFERENCE	0- 0	0- 0	8- 8				
7- 1	0- 0	0- 0	HOME	0- 0	0- 0	7- 1				
1- 7	0- 0	0- 0	AWAY	0- 0	0- 0	1- 7				
0- 0	0- 0	0- 0	NEUTRAL	0- 0	0- 0	0- 0				

RPI	S	Opponent	Score	RPI	S	Opponent	Score	RPI	S	Opponent	Score	RPI	S	Opponent	Score	Team's RPI: 275
2	H	Oregon	45 81					79	A	Southern California	40 57	123	A	California	45 68	
13	A	UCLA	51 86									155	A	UC Davis	55 57	
												155	H	UC Davis	66 57	
												192	A	Santa Clara	54 46	
												214	A	Hawaii	44 68	
												214	H	Hawaii	62 55	
												219	N	Penn St.	64 56	
												231	A	Cal St. Fullerton	65 69	
												231	H	Cal St. Fullerton	52 49	
												245	A	UC Santa Barbara	47 55	
												245	H	UC Santa Barbara	59 53	
												256	A	UC Irvine	56 46	
												256	H	UC Irvine	61 70	
												271	H	Air Force	74 68	
												280	H	Utah St.	48 56	
												281	A	CSUN	54 66	
												281	H	CSUN	60 52	
												284	A	California Baptist	70 79	
												294	H	LMU (CA)	57 70	
												300	N	UTRGV	69 65	
												306	A	Seattle U	54 66	
												308	A	Cal Poly	41 61	
												308	H	Cal Poly	72 69	
												311	A	UC Riverside	57 58	
												311	H	UC Riverside	73 67	
LAST 10 Division I																
155	H	UC Davis	66 57	311	A	UC Riverside	57 58									
231	H	Cal St. Fullerton	52 49	245	H	UC Santa Barbara	59 53									
245	A	UC Santa Barbara	47 55	308	A	Cal Poly	41 61									
281	A	CSUN	54 66	214	A	Hawaii	44 68									
256	H	UC Irvine	61 70	311	H	UC Riverside	73 67									

Non-Div I Games: Westcliff 94 47 Bethesda (CA) 90 43

Long Beach St.

Loss, Non-Conf, S Site, H Home A Away N Neutral

Longwood

Through Games Of March 7, 2020

Average RPI Win: 283	WON-LOST	WINNING	LAST 10	STRENGTH OF	OPP. STRENGTH	TEAM	ADJ.	CONF.	ADJ CONF.
Average RPI Loss: 182	RECORD	PCT. RANK	GAMES	SCHEDULE	OF SCHEDULE	RPI	RPI	RPI	RPI
DIV. I ONLY	12- 17	223	3-7	290	297	272	272	25	25
DIV. I NON-CONF.	4- 5	195	0	287	220	251	251	28	28
TOTALS	RPI 1-25	RPI 26-50	W-L RECORDS	RPI 51-100	RPI 101-150	RPI 150+			
12- 17	0- 0	0- 1	OVERALL	0- 0	0- 5	12- 11			
7- 7	0- 0	0- 0	HOME	0- 0	0- 2	7- 5			
5- 10	0- 0	0- 1	AWAY	0- 0	0- 3	5- 6			
0- 0	0- 0	0- 0	NEUTRAL	0- 0	0- 0	0- 0			
4- 5	0- 0	0- 1	NON-CONFERENCE	0- 0	0- 1	4- 3			
3- 1	0- 0	0- 0	HOME	0- 0	0- 0	3- 1			
1- 4	0- 0	0- 1	AWAY	0- 0	0- 1	1- 2			
0- 0	0- 0	0- 0	NEUTRAL	0- 0	0- 0	0- 0			
8- 12	0- 0	0- 0	CONFERENCE	0- 0	0- 4	8- 8			
4- 6	0- 0	0- 0	HOME	0- 0	0- 2	4- 4			
4- 6	0- 0	0- 0	AWAY	0- 0	0- 2	4- 4			
0- 0	0- 0	0- 0	NEUTRAL	0- 0	0- 0	0- 0			

RPI 1-25			RPI 26-50			RPI 51-100			RPI 101+			Team's RPI: 272
RPI	S	Opponent	Score	RPI	S	Opponent	Score	RPI	S	Opponent	Score	
				29	A	James Madison	53 93					
								132	A	Campbell	76 81	
								132	H	Campbell	55 70	
								138	A	Florida	54 71	
								140	A	Hampton	55 73	
								140	H	Hampton	76 90	
								156	A	Norfolk St.	46 49	
								157	A	Gardner-Webb	70 73	
								157	H	Gardner-Webb	80 70	
								169	A	Radford	76 88	
								169	H	Radford	61 62	
								177	A	High Point	79 86	
								177	H	High Point	69 76	
								222	H	Brown	86 76	
								242	H	East Carolina	61 64	
								257	A	UNC Asheville	54 51	
								257	H	UNC Asheville	73 56	
								270	A	Wofford	76 79	
								274	H	UNCW	59 58	
								277	H	Delaware St.	78 62	
								282	A	Winthrop	63 74	
								282	H	Winthrop	60 63	
								301	A	Presbyterian	71 60	
								301	H	Presbyterian	77 82	
								317	A	UMES	71 62	
								325	A	USC Upstate	70 62	
								325	H	USC Upstate	69 56	
LAST 10 Division I												
				343	A	Charleston So.	63 52	169	A	Radford	76 88	
				325	H	USC Upstate	69 56	140	H	Hampton	76 90	
				177	A	High Point	79 86	157	A	Gardner-Webb	70 73	
				282	H	Winthrop	60 63	301	H	Presbyterian	77 82	
				132	A	Campbell	76 81	257	A	UNC Asheville	54 51	

Non-Div I Games:

Longwood

Loss, Non-Conf, S Site, H Home A Away N Neutral

RPI	S	Opponent	Score	
343	A	Charleston So.	63	52
343	H	Charleston So.	84	64

L
o
n
g
w
o
o
d

L
o
n
g
w
o
o
d

Longwood

Louisiana

Through Games Of March 7, 2020

Average RPI Win:	258	WON-LOST	WINNING	LAST 10	STRENGTH OF	OPP. STRENGTH	TEAM	ADJ.	CONF.	ADJ CONF.
Average RPI Loss:	162	RECORD	PCT. RANK	GAMES	SCHEDULE	OF SCHEDULE	RPI	RPI	RPI	RPI
DIV. I ONLY	15- 12	138	4-6	274	263	190	190	21	21	
DIV. I NON-CONF.	5- 4	140	0	257	276	164	164	19	19	
TOTALS	RPI 1-25	RPI 26-50	W-L RECORDS	RPI 51-100	RPI 101-150	RPI 150+				
15- 12	0- 1	1- 1	OVERALL	0- 1	0- 3	14- 6				
7- 5	0- 1	0- 1	HOME	0- 0	0- 1	7- 2				
8- 7	0- 0	1- 0	AWAY	0- 1	0- 2	7- 4				
0- 0	0- 0	0- 0	NEUTRAL	0- 0	0- 0	0- 0				
5- 4	0- 1	0- 0	NON-CONFERENCE	0- 0	0- 1	5- 2				
2- 1	0- 1	0- 0	HOME	0- 0	0- 0	2- 0				
3- 3	0- 0	0- 0	AWAY	0- 0	0- 1	3- 2				
0- 0	0- 0	0- 0	NEUTRAL	0- 0	0- 0	0- 0				
10- 8	0- 0	1- 1	CONFERENCE	0- 1	0- 2	9- 4				
5- 4	0- 0	0- 1	HOME	0- 0	0- 1	5- 2				
5- 4	0- 0	1- 0	AWAY	0- 1	0- 1	4- 2				
0- 0	0- 0	0- 0	NEUTRAL	0- 0	0- 0	0- 0				

RPI 1-25				RPI 26-50				RPI 51-100				RPI 101+ Team's RPI: 190			
RPI	S	Opponent	Score	RPI	S	Opponent	Score	RPI	S	Opponent	Score	RPI	S	Opponent	Score
10	H	Mississippi St.	48 64	42	A	Troy	79 73	96	A	Coastal Caro.	74 83	102	A	UT Arlington	52 79
				42	H	Troy	64 67					102	H	UT Arlington	66 73
												146	A	Sam Houston St.	73 77
												154	A	Jackson St.	54 65
												172	A	New Orleans	65 60
												208	H	Little Rock	44 59
												213	A	Appalachian St.	57 51
												237	A	North Texas	66 69
												239	A	South Alabama	63 78
												239	H	South Alabama	73 68
												243	H	Arkansas St.	83 43
												250	A	Texas St.	73 67
												250	H	Texas St.	70 64
												253	H	Southeastern La.	60 50
												265	A	Lamar University	74 63
												288	A	Ga. Southern	67 83
												288	H	Ga. Southern	72 60
												298	A	Ole Miss	53 42
												316	A	Georgia St.	75 65
												316	H	Georgia St.	53 61
												347	H	McNeese	75 55
												348	A	La.-Monroe	62 49
												348	H	La.-Monroe	68 55
LAST 10 Division I															
250	H	Texas St.	70 64	288	H	Ga. Southern	72 60								
102	H	UT Arlington	66 73	316	H	Georgia St.	53 61								
96	A	Coastal Caro.	74 83	42	H	Troy	64 67								
213	A	Appalachian St.	57 51	239	A	South Alabama	63 78								
348	A	La.-Monroe	62 49	208	H	Little Rock	44 59								

Non-Div I Games: Loyola (LA) 67 51 Xavier (LA) 62 49

Louisiana

Loss, Non-Conf, S Site, H Home A Away N Neutral

Louisiana Tech

Through Games Of March 7, 2020

Average RPI Win:	254	WON-LOST	WINNING	LAST 10	STRENGTH OF	OPP. STRENGTH	TEAM	ADJ.	CONF.	ADJ CONF.
Average RPI Loss:	147	RECORD	PCT. RANK	GAMES	SCHEDULE	OF SCHEDULE	RPI	RPI	RPI	RPI
DIV. I ONLY	12- 15	208	4-6	294	157	263	263	13	13	
DIV. I NON-CONF.	6- 3	90	0	347	279	261	261	16	16	
TOTALS	RPI 1-25	RPI 26-50	W-L RECORDS	RPI 51-100	RPI 101-150	RPI 150+				
12- 15	0- 0	1- 3	OVERALL	0- 3	0- 1	11- 8				
9- 6	0- 0	1- 1	HOME	0- 1	0- 1	8- 3				
3- 9	0- 0	0- 2	AWAY	0- 2	0- 0	3- 5				
0- 0	0- 0	0- 0	NEUTRAL	0- 0	0- 0	0- 0				
6- 3	0- 0	0- 0	NON-CONFERENCE	0- 0	0- 0	6- 3				
5- 1	0- 0	0- 0	HOME	0- 0	0- 0	5- 1				
1- 2	0- 0	0- 0	AWAY	0- 0	0- 0	1- 2				
0- 0	0- 0	0- 0	NEUTRAL	0- 0	0- 0	0- 0				
6- 12	0- 0	1- 3	CONFERENCE	0- 3	0- 1	5- 5				
4- 5	0- 0	1- 1	HOME	0- 1	0- 1	3- 2				
2- 7	0- 0	0- 2	AWAY	0- 2	0- 0	2- 3				
0- 0	0- 0	0- 0	NEUTRAL	0- 0	0- 0	0- 0				

RPI 1-25				RPI 26-50				RPI 51-100				RPI 101+				Team's RPI: 263	
RPI	S	Opponent	Score	RPI	S	Opponent	Score	RPI	S	Opponent	Score	RPI	S	Opponent	Score		
				30	A	Western Ky.	67 71	53	A	Rice	47 60	103	H	UAB	51 71		
				30	H	Western Ky.	75 84	53	H	Rice	60 73	167	H	Wichita St.	80 88		
				33	A	Old Dominion	61 77	61	A	Charlotte	37 55	196	H	Memphis	83 74		
				45	H	Middle Tenn.	78 60					202	A	Fla. Atlantic	75 77		
												204	A	Southern Miss.	60 66		
												204	H	Southern Miss.	61 63		
												208	A	Little Rock	43 38		
												215	A	Houston	53 67		
												220	H	UTEP	87 80		
												237	A	North Texas	69 74		
												243	H	Arkansas St.	67 54		
												251	H	Marshall	60 50		
												253	H	Southeastern La.	92 78		
												298	A	Ole Miss	53 76		
												310	A	FIU	68 44		
												310	H	FIU	62 52		
												321	A	UTSA	69 30		
												321	H	UTSA	73 82		
												344	H	Grambling	70 66		
												347	H	McNeese	79 54		
LAST 10 Division I																	
				30	A	Western Ky.	67 71	202	A	Fla. Atlantic	75 77						
				321	A	UTSA	69 30	310	A	FIU	68 44						
				53	H	Rice	60 73	251	H	Marshall	60 50						
				310	H	FIU	62 52	30	H	Western Ky.	75 84						
				204	H	Southern Miss.	61 63	33	A	Old Dominion	61 77						

Non-Div I Games: Loyola (LA) 71 52 LSU-Alexandria 93 61

Louisiana Tech

Loss, Non-Conf, S Site, H Home A Away N Neutral

Louisville

Through Games Of March 7, 2020

Average RPI Win:	106	WON-LOST	WINNING	LAST 10	STRENGTH OF	OPP. STRENGTH	TEAM	ADJ.	CONF.	ADJ CONF.
Average RPI Loss:	43	RECORD	PCT. RANK	GAMES	SCHEDULE	OF SCHEDULE	RPI	RPI	RPI	RPI
DIV. I ONLY	28- 4	10	7-3	21	29	7	7	5	5	
DIV. I NON-CONF.	11- 1	13	0	4	8	1	1	4	4	
TOTALS	RPI 1-25	RPI 26-50	W-L RECORDS	RPI 51-100	RPI 101-150	RPI 150+				
28- 4	4- 1	4- 2	OVERALL	8- 1	6- 0	6- 0				
13- 1	1- 0	3- 1	HOME	4- 0	2- 0	3- 0				
11- 2	2- 1	1- 0	AWAY	2- 1	3- 0	3- 0				
4- 1	1- 0	0- 1	NEUTRAL	2- 0	1- 0	0- 0				
11- 1	3- 1	2- 0	NON-CONFERENCE	2- 0	1- 0	3- 0				
5- 0	1- 0	1- 0	HOME	1- 0	0- 0	2- 0				
3- 1	1- 1	1- 0	AWAY	0- 0	0- 0	1- 0				
3- 0	1- 0	0- 0	NEUTRAL	1- 0	1- 0	0- 0				
17- 3	1- 0	2- 2	CONFERENCE	6- 1	5- 0	3- 0				
8- 1	0- 0	2- 1	HOME	3- 0	2- 0	1- 0				
8- 1	1- 0	0- 0	AWAY	2- 1	3- 0	2- 0				
1- 1	0- 0	0- 1	NEUTRAL	1- 0	0- 0	0- 0				

RPI	S	Opponent	Score	RPI	S	Opponent	Score	RPI	S	Opponent	Score	RPI	S	Opponent	Score
2	N	Oregon	72 62	26	H	Duke	60 55	59	N	Oklahoma St.	69 48	102	N	UT Arlington	76 67
16	A	Ohio St.	60 67	27	H	Florida St.	59 67	60	A	Boston College	81 70	113	H	Wake Forest	75 61
18	H	Central Mich.	76 63	27	N	Florida St.	60 62	60	H	Boston College	68 48	117	A	Miami (FL)	87 41
21	A	NC State	66 59	30	H	Western Ky.	75 56	74	H	Virginia	71 56	121	A	Notre Dame	86 54
23	A	Kentucky	67 66	38	H	Virginia Tech	70 53	78	A	Georgia Tech	58 47	121	H	Notre Dame	82 49
				48	A	UT Martin	71 63	82	H	Boise St.	98 82	150	A	North Carolina	74 67
								100	A	Syracuse	51 59	179	A	Northern Ky.	85 57
								100	H	Syracuse	62 58	207	H	Chattanooga	86 37
								100	N	Syracuse	71 46	221	A	Clemson	75 50
												240	H	Murray St.	76 40
												285	A	Pittsburgh	79 47
												285	H	Pittsburgh	83 49
LAST 10 Division I															
				27	N	Florida St.	60 62	78	A	Georgia Tech	58 47				
				100	N	Syracuse	71 46	121	H	Notre Dame	82 49				
				38	H	Virginia Tech	70 53	21	A	NC State	66 59				
				60	H	Boston College	68 48	100	A	Syracuse	51 59				
				285	A	Pittsburgh	79 47	27	H	Florida St.	59 67				

Non-Div I Games:

Louisville

■ Loss,
 ■ Non-Conf,
 ■ S Site,
 ■ H Home
 ■ A Away
 N Neutral

Average RPI Win:	244	WON-LOST	WINNING	LAST 10	STRENGTH OF	OPP. STRENGTH	TEAM	ADJ.	CONF.	ADJ CONF.
Average RPI Loss:	66	RECORD	PCT. RANK	GAMES	SCHEDULE	OF SCHEDULE	RPI	RPI	RPI	RPI
DIV. I ONLY	15- 14	162	2-8	166	123	152	152	8	8	
DIV. I NON-CONF.	9- 2	37	0	300	308	123	123	7	7	
TOTALS	RPI 1-25	RPI 26-50	W-L RECORDS	RPI 51-100	RPI 101-150	RPI 150+				
15- 14	0- 5	0- 2	OVERALL	1- 3	2- 4	12- 0				
7- 7	0- 3	0- 1	HOME	1- 1	1- 2	5- 0				
8- 7	0- 2	0- 1	AWAY	0- 2	1- 2	7- 0				
0- 0	0- 0	0- 0	NEUTRAL	0- 0	0- 0	0- 0				
9- 2	0- 1	0- 0	NON-CONFERENCE	0- 0	1- 1	8- 0				
3- 2	0- 1	0- 0	HOME	0- 0	0- 1	3- 0				
6- 0	0- 0	0- 0	AWAY	0- 0	1- 0	5- 0				
0- 0	0- 0	0- 0	NEUTRAL	0- 0	0- 0	0- 0				
6- 12	0- 4	0- 2	CONFERENCE	1- 3	1- 3	4- 0				
4- 5	0- 2	0- 1	HOME	1- 1	1- 1	2- 0				
2- 7	0- 2	0- 1	AWAY	0- 2	0- 2	2- 0				
0- 0	0- 0	0- 0	NEUTRAL	0- 0	0- 0	0- 0				

RPI	S	Opponent	Score	RPI	S	Opponent	Score	RPI	S	Opponent	Score	RPI	S	Opponent	Score	Team's RPI: 152
8	A	Missouri St.	61 72	50	A	Bradley	50 71	68	A	UNI	50 70	107	A	Southern Ill.	41 58	
8	H	Missouri St.	72 74	50	H	Bradley	47 60	68	H	UNI	70 73	107	H	Southern Ill.	51 49	
22	H	DePaul	76 83					73	A	Illinois St.	85 86	129	A	Portland	78 64	
25	A	Drake	52 80					73	H	Illinois St.	69 64	135	A	Valparaiso	64 66	
25	H	Drake	75 83									135	H	Valparaiso	57 70	
												143	H	Western Mich.	60 70	
												166	H	Dartmouth	61 40	
												198	A	Eastern Ill.	67 51	
												200	A	UMKC	72 67	
												252	H	Bowling Green	84 76	
												276	A	Indiana St.	58 51	
												276	H	Indiana St.	65 55	
												307	H	Vermont	78 76	
												330	A	Evansville	71 61	
												330	H	Evansville	77 47	
												332	A	Detroit Mercy	89 60	
												338	A	SIUE	63 50	
												349	A	Chicago St.	98 53	
LAST 10 Division I																
8	A	Missouri St.	61 72	50	A	Bradley	50 71	68	A	UNI	70 73	330	H	Evansville	77 47	
107	A	Southern Ill.	41 58	73	A	Illinois St.	85 86	276	H	Indiana St.	65 55	25	H	Drake	75 83	
68	H	UNI	70 73	276	H	Indiana St.	65 55	135	H	Valparaiso	57 70	25	A	Drake	52 80	

Non-Div I Games:

Loyola Chicago

■ Loss,
■ Non-Conf,
■ S Site,
■ H Home
■ A Away
N Neutral

Average RPI Win: 240		WON-LOST	WINNING	LAST 10	STRENGTH OF	OPP. STRENGTH	TEAM	ADJ.	CONF.	ADJ CONF.
Average RPI Loss: 151		RECORD	PCT. RANK	GAMES	SCHEDULE	OF SCHEDULE	RPI	RPI	RPI	RPI
DIV. I ONLY		8- 22	303	3-7	157	172	279	279	16	16
DIV. I NON-CONF.		3- 8	268	0	156	190	245	245	15	15
TOTALS		RPI 1-25	RPI 26-50	W-L RECORDS	RPI 51-100	RPI 101-150	RPI 150+			
8- 22	0- 2		1- 1	OVERALL	0- 0	0- 9	7- 10			
6- 7	0- 0		1- 0	HOME	0- 0	0- 4	5- 3			
2- 14	0- 2		0- 1	AWAY	0- 0	0- 5	2- 6			
0- 1	0- 0		0- 0	NEUTRAL	0- 0	0- 0	0- 1			
3- 8	0- 2		0- 0	NON-CONFERENCE	0- 0	0- 1	3- 5			
2- 1	0- 0		0- 0	HOME	0- 0	0- 0	2- 1			
1- 6	0- 2		0- 0	AWAY	0- 0	0- 1	1- 3			
0- 1	0- 0		0- 0	NEUTRAL	0- 0	0- 0	0- 1			
5- 14	0- 0		1- 1	CONFERENCE	0- 0	0- 8	4- 5			
4- 6	0- 0		1- 0	HOME	0- 0	0- 4	3- 2			
1- 8	0- 0		0- 1	AWAY	0- 0	0- 4	1- 3			
0- 0	0- 0		0- 0	NEUTRAL	0- 0	0- 0	0- 0			

[illegible]

Non-Div I Games:

Loyola Maryland

■ Loss, ■ Non-Conf, S Site, H Home A Away N Neutral

Maine

Through Games Of March 7, 2020

Average RPI Win: 259	WON-LOST	WINNING	LAST 10	STRENGTH OF	OPP. STRENGTH	TEAM	ADJ.	CONF.	ADJ CONF.
Average RPI Loss: 122	RECORD	PCT. RANK	GAMES	SCHEDULE	OF SCHEDULE	RPI	RPI	RPI	RPI
DIV. I ONLY	16- 14	154	9-1	177	231	168	168	26	26
DIV. I NON-CONF.	3- 10	282	0	90	35	237	237	27	27
TOTALS	RPI 1-25	RPI 26-50	W-L RECORDS	RPI 51-100	RPI 101-150	RPI 150+			
16- 14	0- 2	0- 3	OVERALL	1- 1	1- 3	14- 5			
10- 4	0- 0	0- 0	HOME	1- 0	1- 3	8- 1			
6- 7	0- 1	0- 1	AWAY	0- 1	0- 0	6- 4			
0- 3	0- 1	0- 2	NEUTRAL	0- 0	0- 0	0- 0			
3- 10	0- 2	0- 3	NON-CONFERENCE	0- 0	1- 3	2- 2			
2- 3	0- 0	0- 0	HOME	0- 0	1- 3	1- 0			
1- 4	0- 1	0- 1	AWAY	0- 0	0- 0	1- 2			
0- 3	0- 1	0- 2	NEUTRAL	0- 0	0- 0	0- 0			
13- 4	0- 0	0- 0	CONFERENCE	1- 1	0- 0	12- 3			
8- 1	0- 0	0- 0	HOME	1- 0	0- 0	7- 1			
5- 3	0- 0	0- 0	AWAY	0- 1	0- 0	5- 2			
0- 0	0- 0	0- 0	NEUTRAL	0- 0	0- 0	0- 0			

RPI 1-25				RPI 26-50				RPI 51-100				RPI 101+ Team's RPI: 168			
RPI	S	Opponent	Score	RPI	S	Opponent	Score	RPI	S	Opponent	Score	RPI	S	Opponent	Score
21	A	NC State	34 62	39	A	Drexel	57 70	81	A	Stony Brook	69 73	119	H	Green Bay	61 60
25	N	Drake	62 94	40	N	Arizona St.	31 57	81	H	Stony Brook	64 62	120	H	Harvard	40 69
				43	N	Dayton	49 78					131	H	Boston U.	49 62
												147	H	Northeastern	58 66
												163	A	Binghamton	63 73
												163	H	Binghamton	75 65
												166	A	Dartmouth	41 57
												186	A	Delaware	69 56
												209	A	UMass Lowell	57 66
												209	H	UMass Lowell	77 53
												222	A	Brown	70 76
												264	A	New Hampshire	71 62
												264	H	New Hampshire	67 50
												297	A	UMBC	66 54
												297	H	UMBC	54 74
												307	A	Vermont	65 47
												307	H	Vermont	70 59
												307	H	Vermont	78 66
												314	A	Albany (NY)	65 44
												314	H	Albany (NY)	60 49
												320	H	Navy	46 41
												345	A	Hartford	69 52
												345	H	Hartford	87 73
LAST 10 Division I															
				307	H	Vermont	78 66					209	H	UMass Lowell	77 53
				297	A	UMBC	66 54					163	H	Binghamton	75 65
				264	A	New Hampshire	71 62					307	H	Vermont	70 59
				81	H	Stony Brook	64 62					345	A	Hartford	69 52
				314	A	Albany (NY)	65 44					297	H	UMBC	54 74

Non-Div I Games: Husson 104 43

Maine

■ Loss,
 ■ Non-Conf,
 ■ S Site,
 ■ Home
 ■ A Away
 N Neutral

Average RPI Win:	275	WON-LOST	WINNING	LAST 10	STRENGTH OF	OPP. STRENGTH	TEAM	ADJ.	CONF.	ADJ CONF.
Average RPI Loss:	136	RECORD	PCT. RANK	GAMES	SCHEDULE	OF SCHEDULE	RPI	RPI	RPI	RPI
DIV. I ONLY	15- 14	162	7-3	204	270	188	188	24	24	
DIV. I NON-CONF.	3- 6	235	0	92	214	198	198	25	25	
TOTALS	RPI 1-25	RPI 26-50	W-L RECORDS	RPI 51-100	RPI 101-150	RPI 150+				
15- 14	0- 0	0- 0	OVERALL	0- 8	0- 1	15- 5				
9- 5	0- 0	0- 0	HOME	0- 3	0- 1	9- 1				
6- 9	0- 0	0- 0	AWAY	0- 5	0- 0	6- 4				
0- 0	0- 0	0- 0	NEUTRAL	0- 0	0- 0	0- 0				
3- 6	0- 0	0- 0	NON-CONFERENCE	0- 4	0- 1	3- 1				
2- 2	0- 0	0- 0	HOME	0- 1	0- 1	2- 0				
1- 4	0- 0	0- 0	AWAY	0- 3	0- 0	1- 1				
0- 0	0- 0	0- 0	NEUTRAL	0- 0	0- 0	0- 0				
12- 8	0- 0	0- 0	CONFERENCE	0- 4	0- 0	12- 4				
7- 3	0- 0	0- 0	HOME	0- 2	0- 0	7- 1				
5- 5	0- 0	0- 0	AWAY	0- 2	0- 0	5- 3				
0- 0	0- 0	0- 0	NEUTRAL	0- 0	0- 0	0- 0				

RPI S	Opponent	Score	RPI S	Opponent	Score	RPI S	Opponent	Score	RPI S	Opponent	Score	Team's RPI: 188
						54	A Marist	53 74	130	H Duquesne	65 76	
						54	H Marist	66 71	159	A Lafayette	53 60	
						79	A Villanova	51 63	166	H Dartmouth	70 58	
						81	A Stony Brook	54 59	183	A Quinnipiac	58 70	
						89	H Fordham	45 51	183	H Quinnipiac	77 62	
						90	A Nebraska	51 71	228	A Fairfield	47 87	
						95	A Rider	53 76	228	H Fairfield	51 38	
						95	H Rider	50 55	254	A Iona	59 47	
									254	H Iona	54 32	
									273	H Army West Point	86 56	
									278	A Siena	80 50	
									278	H Siena	49 59	
									289	A Niagara	75 61	
									289	H Niagara	68 65	
									293	A Monmouth	60 62	
									293	H Monmouth	54 48	
									302	A Fairleigh Dickinson	62 61	
									318	A Saint Peter's	85 52	
									318	H Saint Peter's	68 64	
									337	A Canisius	63 56	
									337	H Canisius	68 50	
LAST 10 Division I												
293	H Monmouth	54 48	95	H Rider	50 55							
254	A Iona	59 47	183	H Quinnipiac	77 62							
228	H Fairfield	51 38	54	A Marist	53 74							
289	A Niagara	75 61	278	H Siena	49 59							
337	A Canisius	63 56	318	H Saint Peter's	68 64							

Non-Div I Games:

Manhattan

■ Loss,
 ■ Non-Conf,
 ■ S Site,
 ■ H Home
 ■ A Away
 N Neutral

Average RPI Win: 233	WON-LOST	WINNING	LAST 10	STRENGTH OF	OPP. STRENGTH	TEAM	ADJ.	CONF.	ADJ CONF.
Average RPI Loss: 88	RECORD	PCT. RANK	GAMES	SCHEDULE	OF SCHEDULE	RPI	RPI	RPI	RPI
DIV. I ONLY	25- 4	14	10-0	212	234	54	54	24	24
DIV. I NON-CONF.	7- 2	53	0	69	55	35	35	25	25
TOTALS	RPI 1-25	RPI 26-50	W-L RECORDS	RPI 51-100	RPI 101-150	RPI 150+			
25- 4	0- 2	0- 0	OVERALL	1- 1	4- 0	20- 1			
12- 2	0- 1	0- 0	HOME	0- 1	1- 0	11- 0			
11- 2	0- 1	0- 0	AWAY	1- 0	2- 0	8- 1			
2- 0	0- 0	0- 0	NEUTRAL	0- 0	1- 0	1- 0			
7- 2	0- 2	0- 0	NON-CONFERENCE	0- 0	4- 0	3- 0			
3- 1	0- 1	0- 0	HOME	0- 0	1- 0	2- 0			
2- 1	0- 1	0- 0	AWAY	0- 0	2- 0	0- 0			
2- 0	0- 0	0- 0	NEUTRAL	0- 0	1- 0	1- 0			
18- 2	0- 0	0- 0	CONFERENCE	1- 1	0- 0	17- 1			
9- 1	0- 0	0- 0	HOME	0- 1	0- 0	9- 0			
9- 1	0- 0	0- 0	AWAY	1- 0	0- 0	8- 1			
0- 0	0- 0	0- 0	NEUTRAL	0- 0	0- 0	0- 0			

RPI 1-25				RPI 26-50				RPI 51-100 Team's RPI: 54				RPI 101+			
RPI	S	Opponent	Score	RPI	S	Opponent	Score	RPI	S	Opponent	Score	RPI	S	Opponent	Score
11	H	Princeton	50 62					95	A	Rider	63 58	102	A	UT Arlington	73 57
18	A	Central Mich.	54 77					95	H	Rider	72 76	119	H	Green Bay	72 60
												126	N	North Florida	69 54
												131	A	Boston U.	89 75
												173	H	Elon	63 55
												183	A	Quinnipiac	64 51
												183	H	Quinnipiac	73 60
												188	A	Manhattan	71 66
												188	H	Manhattan	74 53
												228	A	Fairfield	48 52
												228	H	Fairfield	75 45
												246	N	Lipscomb	74 63
												254	A	Iona	73 56
												254	H	Iona	59 47
												278	A	Siena	78 55
												278	H	Siena	81 69
												289	A	Niagara	94 67
												289	H	Niagara	82 57
												293	A	Monmouth	74 53
												293	H	Monmouth	76 66
												314	H	Albany (NY)	76 52
												318	A	Saint Peter's	82 60
												318	H	Saint Peter's	96 76
												337	A	Canisius	90 59
												337	H	Canisius	86 72
LAST 10 Division I															
278	H	Siena	81 69	278	A	Siena	78 55								
254	H	Iona	59 47	337	H	Canisius	86 72								
183	A	Quinnipiac	64 51	95	A	Rider	63 58								
228	H	Fairfield	75 45	188	H	Manhattan	74 53								
318	A	Saint Peter's	82 60	254	A	Iona	73 56								

Non-Div I Games:

Marist

■ Loss,
 ■ Non-Conf,
 ■ S Site,
 ■ Home
 ■ A Away
 N Neutral

Marquette

Through Games Of March 7, 2020

Average RPI Win:	151	WON-LOST	WINNING	LAST 10	STRENGTH OF	OPP. STRENGTH	TEAM	ADJ.	CONF.	ADJ CONF.
Average RPI Loss:	48	RECORD	PCT. RANK	GAMES	SCHEDULE	OF SCHEDULE	RPI	RPI	RPI	RPI
DIV. I ONLY	23- 7	33	8-2	63	72	24	24	6	6	
DIV. I NON-CONF.	9- 2	37	0	43	100	31	31	6	6	
TOTALS	RPI 1-25	RPI 26-50	W-L RECORDS	RPI 51-100	RPI 101-150	RPI 150+				
23- 7	1- 3	0- 0	OVERALL	10- 4	1- 0	11- 0				
13- 2	1- 2	0- 0	HOME	7- 0	0- 0	5- 0				
8- 5	0- 1	0- 0	AWAY	2- 4	1- 0	5- 0				
2- 0	0- 0	0- 0	NEUTRAL	1- 0	0- 0	1- 0				
9- 2	0- 2	0- 0	NON-CONFERENCE	3- 0	1- 0	5- 0				
4- 2	0- 2	0- 0	HOME	2- 0	0- 0	2- 0				
4- 0	0- 0	0- 0	AWAY	1- 0	1- 0	2- 0				
1- 0	0- 0	0- 0	NEUTRAL	0- 0	0- 0	1- 0				
14- 5	1- 1	0- 0	CONFERENCE	7- 4	0- 0	6- 0				
9- 0	1- 0	0- 0	HOME	5- 0	0- 0	3- 0				
4- 5	0- 1	0- 0	AWAY	1- 4	0- 0	3- 0				
1- 0	0- 0	0- 0	NEUTRAL	1- 0	0- 0	0- 0				

RPI	S	Opponent	Score
10	H	Mississippi St.	68 74
12	H	Northwestern	56 64
22	A	DePaul	71 89
22	H	DePaul	90 83

RPI	S	Opponent	Score
-----	---	----------	-------

RPI	S	Opponent	Score
51	A	Creighton	62 72
51	H	Creighton	52 50
55	A	St. John's (NY)	67 57
55	H	St. John's (NY)	94 85
56	H	Belmont	53 51
64	A	Seton Hall	60 72
64	H	Seton Hall	81 60
70	A	South Dakota St.	65 58
73	H	Illinois St.	58 41
79	A	Villanova	47 61
79	H	Villanova	57 52
79	N	Villanova	72 59
98	A	Butler	55 61
98	H	Butler	76 54

RPI	S	Opponent	Score
119	A	Green Bay	60 47
187	A	Providence	60 50
187	H	Providence	85 55
199	A	Saint Mary's (CA)	77 63
216	A	Milwaukee	78 56
232	H	Morgan St.	70 48
258	A	Georgetown	76 56
258	H	Georgetown	73 51
259	N	Tulsa	61 60
266	A	Xavier	80 60
266	H	Xavier	61 48
319	H	St. Francis Brooklyn	92 71

LAST 10 Division I

79	N	Villanova	72 59
22	H	DePaul	90 83
258	A	Georgetown	76 56
79	A	Villanova	47 61
98	H	Butler	76 54
266	H	Xavier	61 48
55	A	St. John's (NY)	67 57
64	A	Seton Hall	60 72
51	H	Creighton	52 50
187	H	Providence	85 55

Non-Div I Games:

Marquette

■ Loss,
 ■ Non-Conf,
 ■ S Site,
 ■ H Home
 ■ A Away
 N Neutral

Marshall

Through Games Of March 7, 2020

Average RPI Win:	236	WON-LOST	WINNING	LAST 10	STRENGTH OF	OPP. STRENGTH	TEAM	ADJ.	CONF.	ADJ CONF.
Average RPI Loss:	143	RECORD	PCT. RANK	GAMES	SCHEDULE	OF SCHEDULE	RPI	RPI	RPI	RPI
DIV. I ONLY	10- 17	257	5-5	217	149	251	251	13	13	
DIV. I NON-CONF.	3- 6	235	0	325	237	314	314	16	16	
TOTALS	RPI 1-25	RPI 26-50	W-L RECORDS	RPI 51-100	RPI 101-150	RPI 150+				
10- 17	0- 0	0- 6	OVERALL	0- 3	1- 0	9- 8				
6- 7	0- 0	0- 3	HOME	0- 0	1- 0	5- 4				
4- 10	0- 0	0- 3	AWAY	0- 3	0- 0	4- 4				
0- 0	0- 0	0- 0	NEUTRAL	0- 0	0- 0	0- 0				
3- 6	0- 0	0- 1	NON-CONFERENCE	0- 1	0- 0	3- 4				
2- 2	0- 0	0- 0	HOME	0- 0	0- 0	2- 2				
1- 4	0- 0	0- 1	AWAY	0- 1	0- 0	1- 2				
0- 0	0- 0	0- 0	NEUTRAL	0- 0	0- 0	0- 0				
7- 11	0- 0	0- 5	CONFERENCE	0- 2	1- 0	6- 4				
4- 5	0- 0	0- 3	HOME	0- 0	1- 0	3- 2				
3- 6	0- 0	0- 2	AWAY	0- 2	0- 0	3- 2				
0- 0	0- 0	0- 0	NEUTRAL	0- 0	0- 0	0- 0				

RPI S	Opponent	Score	RPI S	Opponent	Score	RPI S	Opponent	Score	RPI S	Opponent	Score	Team's RPI: 251
30	A Western Ky.	65 79	30	H Western Ky.	65 74	53	A Rice	43 81	103	H UAB	61 56	
33	A Old Dominion	46 57	33	H Old Dominion	54 64	61	A Charlotte	46 52	156	H Norfolk St.	75 69	
45	H Middle Tenn.	55 75	47	A Rutgers	41 66	85	A Ohio	51 67	193	A Towson	56 59	
									202	A Fla. Atlantic	50 68	
									202	H Fla. Atlantic	85 75	
									204	A Southern Miss.	80 65	
									220	H UTEP	76 66	
									232	H Morgan St.	52 57	
									237	A North Texas	68 59	
									237	H North Texas	69 77	
									252	H Bowling Green	69 82	
									263	A Louisiana Tech	50 60	
									276	A Indiana St.	72 60	
									310	A FIU	59 57	
									310	H FIU	65 68	
									321	H UTSA	66 53	
									330	A Evansville	62 66	
									335	H Coppin St.	60 47	
LAST 10 Division I												
202	A Fla. Atlantic	50 68	220	H UTEP	76 66							
310	A FIU	59 57	321	H UTSA	66 53							
237	H North Texas	69 77	263	A Louisiana Tech	50 60							
33	H Old Dominion	54 64	204	A Southern Miss.	80 65							
30	A Western Ky.	65 79	202	H Fla. Atlantic	85 75							

Non-Div I Games: Alderson Broadus 85 41 Ky. Christian 89 40

Marshall

Loss, Non-Conf, S Site, H Home A Away N Neutral

Average RPI Win:	107	WON-LOST	WINNING	LAST 10	STRENGTH OF	OPP. STRENGTH	TEAM	ADJ.	CONF.	ADJ CONF.
Average RPI Loss:	12	RECORD	PCT. RANK	GAMES	SCHEDULE	OF SCHEDULE	RPI	RPI	RPI	RPI
DIV. I ONLY	27- 4	11	10-0	8	5	3	3	2	2	
DIV. I NON-CONF.	9- 2	37	0	86	71	39	39	2	2	
TOTALS	RPI 1-25	RPI 26-50	W-L RECORDS	RPI 51-100	RPI 101-150	RPI 150+				
27- 4	7- 4	6- 0	OVERALL	3- 0	3- 0	8- 0				
14- 1	4- 1	3- 0	HOME	1- 0	2- 0	4- 0				
9- 3	2- 3	2- 0	AWAY	1- 0	1- 0	3- 0				
4- 0	1- 0	1- 0	NEUTRAL	1- 0	0- 0	1- 0				
9- 2	0- 2	1- 0	NON-CONFERENCE	1- 0	1- 0	6- 0				
5- 1	0- 1	0- 0	HOME	0- 0	1- 0	4- 0				
2- 1	0- 1	1- 0	AWAY	0- 0	0- 0	1- 0				
2- 0	0- 0	0- 0	NEUTRAL	1- 0	0- 0	1- 0				
18- 2	7- 2	5- 0	CONFERENCE	2- 0	2- 0	2- 0				
9- 0	4- 0	3- 0	HOME	1- 0	1- 0	0- 0				
7- 2	2- 2	1- 0	AWAY	1- 0	1- 0	2- 0				
2- 0	1- 0	1- 0	NEUTRAL	0- 0	0- 0	0- 0				

RPI S	Opponent	Score	RPI S	Opponent	Score	RPI S	Opponent	Score	RPI S	Opponent	Score
1	H South Carolina	54 63	29	A James Madison	70 68	56	N Belmont	90 26	101	H Michigan St.	94 53
12	A Northwestern	58 81	34	A Michigan	77 49	90	H Nebraska	87 69	144	H George Washington	88 54
12	H Northwestern	70 61	34	H Michigan	70 55	92	A Minnesota	99 44	149	A Wisconsin	85 56
14	A Indiana	79 69	44	H Purdue	88 45				183	H Quinnipiac	107 52
14	H Indiana	76 62	44	N Purdue	74 62				186	H Delaware	99 55
14	N Indiana	66 51	47	H Rutgers	79 50				203	A Illinois	79 60
15	A Iowa	61 66							219	A Penn St.	106 69
15	H Iowa	93 59							221	N Clemson	63 44
16	A Ohio St.	85 65							279	H Loyola Maryland	105 45
16	H Ohio St.	72 62							304	H Wagner	119 56
21	A NC State	59 66							316	A Georgia St.	114 41
LAST 10 Division I											
14	N Indiana	66 51	219	A Penn St.	106 69						
44	N Purdue	74 62	15	H Iowa	93 59						
92	A Minnesota	99 44	47	H Rutgers	79 50						
44	H Purdue	88 45	14	A Indiana	79 69						
149	A Wisconsin	85 56	101	H Michigan St.	94 53						

Non-Div I Games:

Maryland

Loss, Non-Conf, S Site, H Home A Away N Neutral

Massachusetts

Through Games Of March 7, 2020

Average RPI Win:	218	WON-LOST	WINNING	LAST 10	STRENGTH OF	OPP. STRENGTH	TEAM	ADJ.	CONF.	ADJ CONF.
Average RPI Loss:	129	RECORD	PCT. RANK	GAMES	SCHEDULE	OF SCHEDULE	RPI	RPI	RPI	RPI
DIV. I ONLY	19- 11	92	5-5	249	141	148	148	12	12	
DIV. I NON-CONF.	9- 3	63	0	278	271	138	138	12	12	
TOTALS	RPI 1-25	RPI 26-50	W-L RECORDS	RPI 51-100	RPI 101-150	RPI 150+				
19- 11	0- 0	0- 1	OVERALL	0- 5	6- 1	13- 4				
11- 5	0- 0	0- 1	HOME	0- 2	3- 0	8- 2				
8- 5	0- 0	0- 0	AWAY	0- 2	3- 1	5- 2				
0- 1	0- 0	0- 0	NEUTRAL	0- 1	0- 0	0- 0				
9- 3	0- 0	0- 0	NON-CONFERENCE	0- 1	2- 0	7- 2				
5- 2	0- 0	0- 0	HOME	0- 0	1- 0	4- 2				
4- 1	0- 0	0- 0	AWAY	0- 1	1- 0	3- 0				
0- 0	0- 0	0- 0	NEUTRAL	0- 0	0- 0	0- 0				
10- 8	0- 0	0- 1	CONFERENCE	0- 4	4- 1	6- 2				
6- 3	0- 0	0- 1	HOME	0- 2	2- 0	4- 0				
4- 4	0- 0	0- 0	AWAY	0- 1	2- 1	2- 2				
0- 1	0- 0	0- 0	NEUTRAL	0- 1	0- 0	0- 0				

RPI S	Opponent	Score	RPI S	Opponent	Score	RPI S	Opponent	Score	RPI S	Opponent	Score	Team's RPI: 148
43	H Dayton	51 52	55	A St. John's (NY)	71 82	124	H Richmond	64 50				
			84	A Saint Louis	56 71	128	H Holy Cross	75 72				
			84	N Saint Louis	52 65	130	A Duquesne	81 77				
			88	H VCU	46 61	131	A Boston U.	58 45				
			89	H Fordham	64 69	141	A Davidson	70 62				
						141	H Davidson	61 48				
						144	A George Washington	47 50				
						184	H Merrimack	64 79				
						187	H Providence	63 72				
						194	H La Salle	76 62				
						209	A UMass Lowell	74 58				
						210	A Rhode Island	66 69				
						210	H Rhode Island	73 53				
						222	H Brown	95 42				
						236	A Saint Joseph's	51 47				
						236	H Saint Joseph's	61 43				
						249	A George Mason	56 73				
						254	A Iona	65 51				
						264	H New Hampshire	67 65				
						278	H Siena	61 55				
						296	A St. Bonaventure	62 52				
						296	H St. Bonaventure	72 54				
						307	A Vermont	83 49				
						345	H Hartford	74 48				
LAST 10 Division I												
			84	N Saint Louis	52 65	84	A Saint Louis	56 71				
			296	H St. Bonaventure	72 54	43	H Dayton	51 52				
			210	H Rhode Island	73 53	89	H Fordham	64 69				
			236	A Saint Joseph's	51 47	249	A George Mason	56 73				
			141	H Davidson	61 48	141	A Davidson	70 62				

Non-Div I Games: Southern Conn. St. 86 43

Massachusetts

Loss, Non-Conf, S Site, H Home A Away N Neutral

Average RPI Win:	333	WON-LOST	WINNING	LAST 10	STRENGTH OF	OPP. STRENGTH	TEAM	ADJ.	CONF.	ADJ CONF.
Average RPI Loss:	201	RECORD	PCT. RANK	GAMES	SCHEDULE	OF SCHEDULE	RPI	RPI	RPI	RPI
DIV. I ONLY	3- 24	334	0-10	319	275	347	347	23	23	
DIV. I NON-CONF.	1- 6	318	0	148	267	308	308	24	24	
TOTALS	RPI 1-25	RPI 26-50	W-L RECORDS	RPI 51-100	RPI 101-150	RPI 150+				
3- 24	0- 0	0- 1	OVERALL	0- 4	0- 2	3- 17				
3- 9	0- 0	0- 0	HOME	0- 3	0- 0	3- 6				
0- 15	0- 0	0- 1	AWAY	0- 1	0- 2	0- 11				
0- 0	0- 0	0- 0	NEUTRAL	0- 0	0- 0	0- 0				
1- 6	0- 0	0- 1	NON-CONFERENCE	0- 1	0- 1	1- 3				
1- 1	0- 0	0- 0	HOME	0- 1	0- 0	1- 0				
0- 5	0- 0	0- 1	AWAY	0- 0	0- 1	0- 3				
0- 0	0- 0	0- 0	NEUTRAL	0- 0	0- 0	0- 0				
2- 18	0- 0	0- 0	CONFERENCE	0- 3	0- 1	2- 14				
2- 8	0- 0	0- 0	HOME	0- 2	0- 0	2- 6				
0- 10	0- 0	0- 0	AWAY	0- 1	0- 1	0- 8				
0- 0	0- 0	0- 0	NEUTRAL	0- 0	0- 0	0- 0				

RPI S	Opponent	Score	RPI S	Opponent	Score	RPI S	Opponent	Score	RPI S	Opponent	Score	Team's RPI: 347
31	A Arkansas	58 101	53	H Rice	50 81	103	A UAB	70 97				
			75	H A&M-Corpus Christi	59 73	146	A Sam Houston St.	59 92				
			83	A SFA	51 82	172	A New Orleans	59 78				
			86	H Abilene Christian	73 90	172	H New Orleans	59 85				
						190	A Louisiana	55 75				
						229	A SMU	60 81				
						238	A Central Ark.	49 70				
						238	H Central Ark.	57 70				
						253	A Southeastern La.	48 87				
						253	H Southeastern La.	67 74				
						255	A Nicholls St.	63 79				
						255	H Nicholls St.	53 72				
						263	A Louisiana Tech	54 79				
						265	A Lamar University	70 80				
						265	H Lamar University	69 87				
						268	A Incarnate Word	56 73				
						268	H Incarnate Word	71 72				
						315	A Houston Baptist	54 56				
						315	H Houston Baptist	88 72				
						336	A Northwestern St.	60 70				
						336	H Northwestern St.	61 51				
						348	H La.-Monroe	72 69				
LAST 10 Division I												
265	A Lamar University	70 80	268	H Incarnate Word	71 72							
255	H Nicholls St.	53 72	336	A Northwestern St.	60 70							
315	A Houston Baptist	54 56	238	A Central Ark.	49 70							
253	A Southeastern La.	48 87	75	H A&M-Corpus Christi	59 73							
172	H New Orleans	59 85	265	H Lamar University	69 87							

Non-Div I Games: Centenary (LA) 116 37 LSU-Shreveport 81 77

McNeese

Loss, Non-Conf, S Site, H Home A Away N Neutral

Memphis

Through Games Of March 7, 2020

Average RPI Win:	206	WON-LOST	WINNING	LAST 10	STRENGTH OF	OPP. STRENGTH	TEAM	ADJ.	CONF.	ADJ CONF.
Average RPI Loss:	131	RECORD	PCT. RANK	GAMES	SCHEDULE	OF SCHEDULE	RPI	RPI	RPI	RPI
DIV. I ONLY	14- 17	199	3-7	161	114	196	196	9	9	
DIV. I NON-CONF.	9- 4	84	0	253	273	147	147	9	9	
TOTALS	RPI 1-25	RPI 26-50	W-L RECORDS	RPI 51-100	RPI 101-150	RPI 150+				
14- 17	0- 2	0- 3	OVERALL	1- 3	2- 2	11- 7				
8- 7	0- 1	0- 1	HOME	0- 2	1- 1	7- 2				
4- 8	0- 1	0- 1	AWAY	0- 0	1- 1	3- 5				
2- 2	0- 0	0- 1	NEUTRAL	1- 1	0- 0	1- 0				
9- 4	0- 0	0- 1	NON-CONFERENCE	1- 0	2- 1	6- 2				
5- 2	0- 0	0- 0	HOME	0- 0	1- 1	4- 1				
3- 1	0- 0	0- 0	AWAY	0- 0	1- 0	2- 1				
1- 1	0- 0	0- 1	NEUTRAL	1- 0	0- 0	0- 0				
5- 13	0- 2	0- 2	CONFERENCE	0- 3	0- 1	5- 5				
3- 5	0- 1	0- 1	HOME	0- 2	0- 0	3- 1				
1- 7	0- 1	0- 1	AWAY	0- 0	0- 1	1- 4				
1- 1	0- 0	0- 0	NEUTRAL	0- 1	0- 0	1- 0				






















































































































































RPI	S	Opponent	Score	RPI	S	Opponent	Score	RPI	S	Opponent	Score	RPI	S	Opponent	Score	Team's RPI: 196
5	A	UConn	55 94	35	A	UCF	66 82	62	H	South Fla.	47 68	103	H	UAB	77 52	
5	H	UConn	56 68	35	H	UCF	59 67	72	H	Cincinnati	66 73	107	A	Southern Ill.	70 66	
				36	N	LSU	58 89	72	N	Cincinnati	52 94	116	A	Temple	64 78	
								76	N	Kansas St.	72 68	144	H	George Washington	63 64	
												167	A	Wichita St.	69 60	
												170	A	Tulane	55 59	
												170	H	Tulane	64 62	
												185	A	Toledo	83 76	
												208	A	Little Rock	68 50	
												215	A	Houston	65 75	
												229	A	SMU	60 69	
												229	H	SMU	57 52	
												229	N	SMU	76 65	
												234	H	Alabama A&M	79 71	
												242	A	East Carolina	65 71	
												242	H	East Carolina	57 61	
												243	H	Arkansas St.	78 50	
												259	H	Tulsa	63 44	
												263	A	Louisiana Tech	74 83	
												290	H	Eastern Ky.	60 63	
												323	H	Alcorn	57 51	
												351	H	Mississippi Val.	91 54	
LAST 10 Division I																
				72	N	Cincinnati	52 94					116	A	Temple	64 78	
				229	N	SMU	76 65					242	H	East Carolina	57 61	
				229	A	SMU	60 69					167	A	Wichita St.	69 60	
				35	H	UCF	59 67					5	A	UConn	55 94	
				62	H	South Fla.	47 68					170	H	Tulane	64 62	

Non-Div I Games:

Memphis




Loss, Non-Conf, S Site, H Home A Away N Neutral

Average RPI Win: 266	WON-LOST	WINNING	LAST 10	STRENGTH OF	OPP. STRENGTH	TEAM	ADJ.	CONF.	ADJ CONF.
Average RPI Loss: 176	RECORD	PCT. RANK	GAMES	SCHEDULE	OF SCHEDULE	RPI	RPI	RPI	RPI
DIV. I ONLY	7- 23	309	4-6	285	232	324	324	27	27
DIV. I NON-CONF.	2- 12	318	0	224	173	313	313	21	21
TOTALS	RPI 1-25	RPI 26-50	W-L RECORDS	RPI 51-100	RPI 101-150	RPI 150+			
7- 23	0- 0	0- 1	OVERALL	0- 3	0- 5	7- 14			
5- 8	0- 0	0- 1	HOME	0- 0	0- 1	5- 6			
1- 14	0- 0	0- 0	AWAY	0- 3	0- 3	1- 8			
1- 1	0- 0	0- 0	NEUTRAL	0- 0	0- 1	1- 0			
2- 12	0- 0	0- 1	NON-CONFERENCE	0- 3	0- 2	2- 6			
1- 5	0- 0	0- 1	HOME	0- 0	0- 0	1- 4			
1- 7	0- 0	0- 0	AWAY	0- 3	0- 2	1- 2			
0- 0	0- 0	0- 0	NEUTRAL	0- 0	0- 0	0- 0			
5- 11	0- 0	0- 0	CONFERENCE	0- 0	0- 3	5- 8			
4- 3	0- 0	0- 0	HOME	0- 0	0- 1	4- 2			
0- 7	0- 0	0- 0	AWAY	0- 0	0- 1	0- 6			
1- 1	0- 0	0- 0	NEUTRAL	0- 0	0- 1	1- 0			

RPI S	Opponent	Score	RPI S	Opponent	Score	RPI S	Opponent	Score	RPI S	Opponent	Score	Team's RPI: 324
			30   Western Ky.	62   75		52   Yale	60   68		118   Columbia	48   77		
						63   Georgia	60   76		137   UNC Greensboro	51   67		
						71   Alabama	56   111		137   UNC Greensboro	50   60		
									137 N   UNC Greensboro	73   75		
									138   Florida	50   71		
									157   Gardner-Webb	62   65		
									158   Jacksonville	83   87		
									161   Samford	64   72		
									161   Samford	54   60		
									197   Furman	49   62		
									197   Furman	61  55		
									207   Chattanooga	52   58		
									207   Chattanooga	55  48		
									207 N   Chattanooga	63  55		
									213   Appalachian St.	68   77		
									221   Clemson	61   65		
									222   Kennesaw St.	64   92		
									270   Wofford	49   77		
									270   Wofford	54  53		
									287   ETSU	54   56		
									287   ETSU	66   72		
									288   Ga. Southern	62  52		
									290   Eastern Ky.	60   61		
									342   Western Caro.	40   51		
									342   Western Caro.	60  54		
									350   South Carolina St.	66  55		
LAST 10 Division I												
			137 N   UNC Greensboro	73   75		207   Chattanooga	52   58					
			207 N   Chattanooga	63  55		161   Samford	54   60					
			137   UNC Greensboro	50   60		197   Furman	61  55					
			342   Western Caro.	60  54		270   Wofford	54  53					
			287   ETSU	54   56		342   Western Caro.	40   51					

Non-Div I Games: LaGrange 74 47

Mercer

 Loss,
  Non-Conf,
  Site,
  Home
  Away
 N Neutral

Average RPI Win:	282	WON-LOST	WINNING	LAST 10	STRENGTH OF	OPP. STRENGTH	TEAM	ADJ.	CONF.	ADJ CONF.
Average RPI Loss:	181	RECORD	PCT. RANK	GAMES	SCHEDULE	OF SCHEDULE	RPI	RPI	RPI	RPI
DIV. I ONLY	18- 9	72	8-2	330	336	184	184	30	30	
DIV. I NON-CONF.	5- 4	140	0	244	233	167	167	30	30	
TOTALS	RPI 1-25	RPI 26-50	W-L RECORDS	RPI 51-100	RPI 101-150	RPI 150+				
18- 9	0- 0	0- 0	OVERALL	0- 0	1- 4	17- 5				
10- 3	0- 0	0- 0	HOME	0- 0	0- 2	10- 1				
8- 6	0- 0	0- 0	AWAY	0- 0	1- 2	7- 4				
0- 0	0- 0	0- 0	NEUTRAL	0- 0	0- 0	0- 0				
5- 4	0- 0	0- 0	NON-CONFERENCE	0- 0	1- 2	4- 2				
3- 1	0- 0	0- 0	HOME	0- 0	0- 1	3- 0				
2- 3	0- 0	0- 0	AWAY	0- 0	1- 1	1- 2				
0- 0	0- 0	0- 0	NEUTRAL	0- 0	0- 0	0- 0				
13- 5	0- 0	0- 0	CONFERENCE	0- 0	0- 2	13- 3				
7- 2	0- 0	0- 0	HOME	0- 0	0- 1	7- 1				
6- 3	0- 0	0- 0	AWAY	0- 0	0- 1	6- 2				
0- 0	0- 0	0- 0	NEUTRAL	0- 0	0- 0	0- 0				

RPI 1-25			RPI 26-50			RPI 51-100			RPI 101+ Team's RPI: 184		
RPI	S	Opponent	Score	RPI	S	Opponent	Score	RPI	S	Opponent	Score
								115	A	Robert Morris	50 72
								115	H	Robert Morris	62 68
								122	H	Lehigh	68 72
								128	A	Holy Cross	42 68
								148	A	Massachusetts	79 64
								151	A	Mt. St. Mary's	53 62
								151	H	Mt. St. Mary's	76 55
								166	A	Dartmouth	52 57
								203	A	Illinois	72 75
								209	H	UMass Lowell	73 50
								222	A	Brown	72 57
								264	H	New Hampshire	64 54
								269	A	Saint Francis (PA)	71 56
								299	A	Sacred Heart	60 63
								299	H	Sacred Heart	59 45
								302	A	Fairleigh Dickinson	84 66
								302	H	Fairleigh Dickinson	62 51
								304	H	Wagner	55 44
								307	H	Vermont	78 53
								319	A	St. Francis Brooklyn	72 54
								319	H	St. Francis Brooklyn	80 54
								322	A	Bryant	61 53
								322	H	Bryant	78 66
								333	A	LIU Brooklyn	66 63
								333	H	LIU Brooklyn	60 68
								346	A	Central Conn. St.	65 56
LAST 10 Division I											
								319	A	St. Francis Brooklyn	72 54
								302	A	Fairleigh Dickinson	84 66
								333	A	LIU Brooklyn	66 63
								319	H	St. Francis Brooklyn	80 54
								333	H	LIU Brooklyn	60 68
								346	A	Central Conn. St.	65 56

Non-Div I Games: Eastern Nazarene 82 50 Fisher 81 42

Merrimack

Loss, Non-Conf, S Site, H Home A Away N Neutral

RPI	S	Opponent	Score
346	H	Central Conn. St.	56 46

M
e
r
r
i
m
a
c
k

M
e
r
r
i
m
a
c
k

Merrimack

Average RPI Win:	160	WON-LOST	WINNING	LAST 10	STRENGTH OF	OPP. STRENGTH	TEAM	ADJ.	CONF.	ADJ CONF.
Average RPI Loss:	60	RECORD	PCT. RANK	GAMES	SCHEDULE	OF SCHEDULE	RPI	RPI	RPI	RPI
DIV. I ONLY	15- 15	175	4-6	42	62	117	117	5	5	
DIV. I NON-CONF.	8- 3	68	0	20	114	47	47	4	4	
<hr/>										
TOTALS	RPI 1-25	RPI 26-50	W-L RECORDS	RPI 51-100	RPI 101-150	RPI 150+				
15- 15	0- 5	0- 4	OVERALL	3- 3	4- 2	8- 1				
12- 6	0- 4	0- 2	HOME	3- 0	3- 0	6- 0				
2- 8	0- 1	0- 2	AWAY	0- 3	1- 2	1- 0				
1- 1	0- 0	0- 0	NEUTRAL	0- 0	0- 0	1- 1				
8- 3	0- 3	0- 0	NON-CONFERENCE	1- 0	2- 0	5- 0				
7- 2	0- 2	0- 0	HOME	1- 0	2- 0	4- 0				
0- 1	0- 1	0- 0	AWAY	0- 0	0- 0	0- 0				
1- 0	0- 0	0- 0	NEUTRAL	0- 0	0- 0	1- 0				
7- 12	0- 2	0- 4	CONFERENCE	2- 3	2- 2	3- 1				
5- 4	0- 2	0- 2	HOME	2- 0	1- 0	2- 0				
2- 7	0- 0	0- 2	AWAY	0- 3	1- 2	1- 0				
0- 1	0- 0	0- 0	NEUTRAL	0- 0	0- 0	0- 1				

RPI 1-25				RPI 26-50				RPI 51-100				RPI 101+ Team's RPI: 117			
RPI	S	Opponent	Score	RPI	S	Opponent	Score	RPI	S	Opponent	Score	RPI	S	Opponent	Score
7	H	Louisville	41 87	26	H	Duke	55 74	60	A	Boston College	64 75	105	H	Washington St.	74 68
14	H	Indiana	45 58	27	A	Florida St.	61 79	74	A	Virginia	64 69	113	A	Wake Forest	79 63
19	H	Oregon St.	53 75	27	H	Florida St.	62 73	77	H	IUPUI	74 65	113	H	Wake Forest	59 56
21	H	NC State	48 50	38	A	Virginia Tech	45 69	78	A	Georgia Tech	54 61	121	A	Notre Dame	53 76
22	A	DePaul	83 89					78	H	Georgia Tech	54 49	126	H	North Florida	78 55
								100	H	Syracuse	77 62	150	A	North Carolina	58 78
												154	H	Jackson St.	83 68
												160	N	N.C. A&T	68 67
												163	H	Binghamton	79 56
												221	A	Clemson	63 48
												221	H	Clemson	68 64
												221	N	Clemson	56 71
												226	H	Miami (OH)	80 62
												257	H	UNC Asheville	75 46
												285	H	Pittsburgh	73 54
<hr/>															
LAST 10 Division I															
				221	N	Clemson	56 71	221	A	Clemson	63 48				
				285	H	Pittsburgh	73 54	74	A	Virginia	64 69				
				113	A	Wake Forest	79 63	26	H	Duke	55 74				
				60	A	Boston College	64 75	38	A	Virginia Tech	45 69				
				21	H	NC State	48 50	78	H	Georgia Tech	54 49				

Non-Div I Games:

Miami (FL)

■ Loss,
 ■ Non-Conf,
 ■ S Site,
 ■ H Home
 ■ A Away
 N Neutral

Average RPI Win:	254	WON-LOST	WINNING	LAST 10	STRENGTH OF	OPP. STRENGTH	TEAM	ADJ.	CONF.	ADJ CONF.
Average RPI Loss:	104	RECORD	PCT. RANK	GAMES	SCHEDULE	OF SCHEDULE	RPI	RPI	RPI	RPI
DIV. I ONLY	10- 19	270	2-8	173	117	226	226	10	10	
DIV. I NON-CONF.	6- 5	151	0	268	202	151	151	10	10	
TOTALS	RPI 1-25	RPI 26-50	W-L RECORDS	RPI 51-100	RPI 101-150	RPI 150+				
10- 19	0- 3	0- 1	OVERALL	0- 7	1- 3	9- 5				
5- 6	0- 1	0- 0	HOME	0- 2	1- 1	4- 2				
4- 12	0- 2	0- 1	AWAY	0- 4	0- 2	4- 3				
1- 1	0- 0	0- 0	NEUTRAL	0- 1	0- 0	1- 0				
6- 5	0- 1	0- 1	NON-CONFERENCE	0- 2	0- 1	6- 0				
2- 0	0- 0	0- 0	HOME	0- 0	0- 0	2- 0				
3- 4	0- 1	0- 1	AWAY	0- 1	0- 1	3- 0				
1- 1	0- 0	0- 0	NEUTRAL	0- 1	0- 0	1- 0				
4- 14	0- 2	0- 0	CONFERENCE	0- 5	1- 2	3- 5				
3- 6	0- 1	0- 0	HOME	0- 2	1- 1	2- 2				
1- 8	0- 1	0- 0	AWAY	0- 3	0- 1	1- 3				
0- 0	0- 0	0- 0	NEUTRAL	0- 0	0- 0	0- 0				

RPI 1-25				RPI 26-50				RPI 51-100				RPI 101+ Team's RPI: 226			
RPI	S	Opponent	Score	RPI	S	Opponent	Score	RPI	S	Opponent	Score	RPI	S	Opponent	Score
18	A	Central Mich.	70 76	50	A	Bradley	68 79	58	A	Ball St.	63 80	110	A	Buffalo	72 88
18	H	Central Mich.	87 99					72	A	Cincinnati	68 98	110	H	Buffalo	72 86
22	A	DePaul	79 98					85	A	Ohio	78 92	117	A	Miami (FL)	62 80
								85	H	Ohio	70 84	143	H	Western Mich.	70 67
								97	A	Kent St.	75 80	164	A	Akron	62 70
								97	H	Kent St.	75 78	164	H	Akron	62 75
								99	N	Liberty	53 65	174	A	Northern Ill.	84 86
												174	H	Northern Ill.	66 64
												182	A	Eastern Mich.	53 80
												185	H	Toledo	92 83
												239	A	South Alabama	76 73
												252	A	Bowling Green	80 59
												252	H	Bowling Green	69 82
												285	A	Pittsburgh	80 71
												290	A	Eastern Ky.	75 57
												303	N	Prairie View	65 52
												330	H	Evansville	72 64
												341	H	UIC	85 35
LAST 10 Division I															
85	A	Ohio	78 92	85	H	Ohio	70 84								
252	H	Bowling Green	69 82	174	A	Northern Ill.	84 86								
164	H	Akron	62 75	18	H	Central Mich.	87 99								
110	A	Buffalo	72 88	185	H	Toledo	92 83								
97	A	Kent St.	75 80	143	H	Western Mich.	70 67								

Non-Div I Games: Tiffin 83 51

Miami (OH)

■ Loss,
 ■ Non-Conf,
 ■ S Site,
 ■ Home
 ■ A Away
 N Neutral

Michigan St.

Through Games Of March 7, 2020

Average RPI Win:	158	WON-LOST	WINNING	LAST 10	STRENGTH OF	OPP. STRENGTH	TEAM	ADJ.	CONF.	ADJ CONF.
Average RPI Loss:	47	RECORD	PCT. RANK	GAMES	SCHEDULE	OF SCHEDULE	RPI	RPI	RPI	RPI
DIV. I ONLY	16- 14	154	5-5	80	8	101	101	2	2	
DIV. I NON-CONF.	7- 4	100	0	285	47	174	174	2	2	
TOTALS	RPI 1-25	RPI 26-50	W-L RECORDS	RPI 51-100	RPI 101-150	RPI 150+				
16- 14	1- 5	3- 6	OVERALL	3- 2	2- 0	7- 1				
11- 3	1- 1	1- 2	HOME	2- 0	1- 0	6- 0				
4- 7	0- 4	2- 2	AWAY	0- 0	1- 0	1- 1				
1- 4	0- 0	0- 2	NEUTRAL	1- 2	0- 0	0- 0				
7- 4	0- 0	0- 2	NON-CONFERENCE	1- 2	1- 0	5- 0				
5- 0	0- 0	0- 0	HOME	0- 0	0- 0	5- 0				
1- 1	0- 0	0- 1	AWAY	0- 0	1- 0	0- 0				
1- 3	0- 0	0- 1	NEUTRAL	1- 2	0- 0	0- 0				
9- 10	1- 5	3- 4	CONFERENCE	2- 0	1- 0	2- 1				
6- 3	1- 1	1- 2	HOME	2- 0	1- 0	1- 0				
3- 6	0- 4	2- 1	AWAY	0- 0	0- 0	1- 1				
0- 1	0- 0	0- 1	NEUTRAL	0- 0	0- 0	0- 0				

RPI 1-25				RPI 26-50				RPI 51-100				RPI 101+ Team's RPI: 101			
RPI	S	Opponent	Score	RPI	S	Opponent	Score	RPI	S	Opponent	Score	RPI	S	Opponent	Score
3	A	Maryland	53 94	27	A	Florida St.	68 78	66	N	West Virginia	57 63	121	A	Notre Dame	72 69
12	A	Northwestern	55 85	34	A	Michigan	69 89	76	N	Kansas St.	65 60	149	H	Wisconsin	69 52
12	H	Northwestern	48 76	34	H	Michigan	57 65	90	H	Nebraska	78 70	182	H	Eastern Mich.	85 50
14	A	Indiana	67 79	36	N	LSU	56 58	92	H	Minnesota	66 54	203	A	Illinois	72 58
15	A	Iowa	57 74	44	A	Purdue	65 63	100	N	Syracuse	63 77	219	A	Penn St.	73 86
16	H	Ohio St.	68 65	44	H	Purdue	66 76					219	H	Penn St.	99 80
				44	N	Purdue	63 72					283	H	Morehead St.	93 48
				47	A	Rutgers	66 55					286	H	Oakland	76 56
				47	H	Rutgers	57 53					332	H	Detroit Mercy	110 52
LAST 10 Division I															
				44	N	Purdue	63 72	92	H	Minnesota	66 54				
				219	H	Penn St.	99 80	47	H	Rutgers	57 53				
				203	A	Illinois	72 58	12	A	Northwestern	55 85				
				34	H	Michigan	57 65	3	A	Maryland	53 94				
				44	A	Purdue	65 63	44	H	Purdue	66 76				

Non-Div I Games:

Michigan St.

■ Loss,
■ Non-Conf,
■ S Site,
■ H Home
■ A Away
N Neutral

Through Games Of March 7, 2018									
Average RPI Win: 178	WON-LOST	WINNING	LAST 10	STRENGTH OF	OPP. STRENGTH	TEAM	ADJ.	CONF.	ADJ CONF.
Average RPI Loss: 68	RECORD	PCT. RANK	GAMES	SCHEDULE	OF SCHEDULE	RPI	RPI	RPI	RPI
DIV. I ONLY	21- 9	62	8-2	54	101	45	45	13	13
DIV. I NON-CONF.	8- 4	90	0	50	17	54	54	16	16

TOTALS	RPI 1-25	RPI 26-50	W-L RECORDS	RPI 51-100	RPI 101-150	RPI 150+			
21- 9	1- 2	1- 3	OVERALL	3- 2	2- 1	14- 1			
12- 3	1- 1	1- 1	HOME	2- 0	0- 1	8- 0			
8- 4	0- 0	0- 1	AWAY	1- 2	1- 0	6- 1			
1- 2	0- 1	0- 1	NEUTRAL	0- 0	1- 0	0- 0			
8- 4	1- 2	0- 1	NON-CONFERENCE	1- 1	1- 0	5- 0			
5- 1	1- 1	0- 0	HOME	1- 0	0- 0	3- 0			
2- 1	0- 0	0- 0	AWAY	0- 1	0- 0	2- 0			
1- 2	0- 1	0- 1	NEUTRAL	0- 0	1- 0	0- 0			
13- 5	0- 0	1- 2	CONFERENCE	2- 1	1- 1	9- 1			
7- 2	0- 0	1- 1	HOME	1- 0	0- 1	5- 0			
6- 3	0- 0	0- 1	AWAY	1- 1	1- 0	4- 1			
0- 0	0- 0	0- 0	NEUTRAL	0- 0	0- 0	0- 0			

RPI 1-25				RPI 26-50				Team's RPI: 45				RPI 51-100				RPI 101+			
RPI	S	Opponent	Score	RPI	S	Opponent	Score	RPI	S	Opponent	Score	RPI	S	Opponent	Score	RPI	S	Opponent	Score
9	N	Gonzaga	50 62	30	A	Western Ky.	63 71	53	A	Rice	60 77	103	A	UAB	62 52				
17	H	TCU	82 70	30	H	Western Ky.	108 103	56	A	Belmont	57 68	103	H	UAB	59 61				
23	H	Kentucky	52 67	33	H	Old Dominion	56 67	61	A	Charlotte	79 74	112	N	Auburn	73 50				
				40	N	Arizona St.	60 61	61	H	Charlotte	83 59	170	A	Tulane	64 62				
								88	H	VCU	86 63	197	H	Furman	78 62				
												202	H	Fla. Atlantic	81 66				
												204	A	Southern Miss.	77 69				
												206	H	Tennessee Tech	64 58				
												220	A	UTEP	92 80				
												220	H	UTEP	76 60				
												237	A	North Texas	80 60				
												237	H	North Texas	74 63				
												242	A	East Carolina	68 66				
												246	H	Lipscomb	70 49				
												251	A	Marshall	75 55				
												263	A	Louisiana Tech	60 78				
												310	H	FIU	72 56				
												321	H	UTSA	69 48				
EAST 10 Division I																			
				61	A	Charlotte	79 74	103	A	UAB	62 52								
				237	H	North Texas	74 63	53	A	Rice	60 77								
				30	H	Western Ky.	108 103	237	A	North Texas	80 60								
				220	A	UTEP	92 80	321	H	UTSA	69 48								
				103	H	UAB	59 61	220	H	UTEP	76 60								

Non-Div I Games:

Middle Tenn.

Loss, Non-Conf, S Site, H Home A Away N Neutral

Milwaukee

Through Games Of March 7, 2020

Average RPI Win:	256	WON-LOST	WINNING	LAST 10	STRENGTH OF	OPP. STRENGTH	TEAM	ADJ.	CONF.	ADJ CONF.
Average RPI Loss:	138	RECORD	PCT. RANK	GAMES	SCHEDULE	OF SCHEDULE	RPI	RPI	RPI	RPI
DIV. I ONLY	14- 16	189	8-2	220	223	216	216	22	22	
DIV. I NON-CONF.	2- 8	295	0	180	45	300	300	22	22	
TOTALS	RPI 1-25	RPI 26-50	W-L RECORDS	RPI 51-100	RPI 101-150	RPI 150+				
14- 16	0- 2	0- 1	OVERALL	0- 3	1- 3	13- 7				
10- 5	0- 1	0- 0	HOME	0- 1	1- 0	9- 3				
4- 11	0- 1	0- 1	AWAY	0- 2	0- 3	4- 4				
0- 0	0- 0	0- 0	NEUTRAL	0- 0	0- 0	0- 0				
2- 8	0- 2	0- 1	NON-CONFERENCE	0- 1	0- 2	2- 2				
2- 3	0- 1	0- 0	HOME	0- 0	0- 0	2- 2				
0- 5	0- 1	0- 1	AWAY	0- 1	0- 2	0- 0				
0- 0	0- 0	0- 0	NEUTRAL	0- 0	0- 0	0- 0				
12- 8	0- 0	0- 0	CONFERENCE	0- 2	1- 1	11- 5				
8- 2	0- 0	0- 0	HOME	0- 1	1- 0	7- 1				
4- 6	0- 0	0- 0	AWAY	0- 1	0- 1	4- 4				
0- 0	0- 0	0- 0	NEUTRAL	0- 0	0- 0	0- 0				

RPI 1-25				RPI 26-50				RPI 51-100				RPI 101+ Team's RPI: 216			
RPI	S	Opponent	Score	RPI	S	Opponent	Score	RPI	S	Opponent	Score	RPI	S	Opponent	Score
22	A	DePaul	65 94	44	A	Purdue	55 68	77	A	IUPUI	53 60	118	A	Columbia	46 74
24	H	Marquette	56 78					77	H	IUPUI	52 75	119	A	Green Bay	48 61
								92	A	Minnesota	61 77	119	H	Green Bay	65 60
												149	A	Wisconsin	40 71
												165	A	Wright St.	77 67
												165	H	Wright St.	60 58
												174	H	Northern Ill.	78 65
												179	A	Northern Ky.	37 61
												179	A	Northern Ky.	58 78
												179	H	Northern Ky.	49 61
												189	A	Cleveland St.	49 58
												189	H	Cleveland St.	61 57
												218	H	North Dakota	58 66
												252	H	Bowling Green	51 63
												261	A	Youngstown St.	74 62
												261	H	Youngstown St.	59 54
												286	A	Oakland	62 78
												286	H	Oakland	74 67
												286	H	Oakland	73 65
												329	H	Ark.-Pine Bluff	69 55
												332	A	Detroit Mercy	63 48
												332	H	Detroit Mercy	76 51
												341	A	UIC	66 60
												341	H	UIC	71 55
LAST 10 Division I															
179	A	Northern Ky.	58 78	77	A	IUPUI	53 60								
286	H	Oakland	73 65	332	H	Detroit Mercy	76 51								
189	H	Cleveland St.	61 57	286	H	Oakland	74 67								
261	H	Youngstown St.	59 54	119	H	Green Bay	65 60								
341	A	UIC	66 60	165	A	Wright St.	77 67								

Non-Div I Games: Wis.-Parkside 84 77

Milwaukee

■ Loss,
 ■ Non-Conf, S Site,
 ■ Home
 ■ Away
 N Neutral

Average RPI Win:	154	WON-LOST	WINNING	LAST 10	STRENGTH OF	OPP. STRENGTH	TEAM	ADJ.	CONF.	ADJ CONF.
Average RPI Loss:	47	RECORD	PCT. RANK	GAMES	SCHEDULE	OF SCHEDULE	RPI	RPI	RPI	RPI
DIV. I ONLY	16- 15	171	3-7	32	13	92	92	2	2	
DIV. I NON-CONF.	10- 1	20	0	79	176	25	25	2	2	
TOTALS	RPI 1-25	RPI 26-50	W-L RECORDS	RPI 51-100	RPI 101-150	RPI 150+				
16- 15	0- 10	3- 1	OVERALL	2- 1	4- 2	7- 1				
9- 8	0- 6	2- 1	HOME	2- 0	1- 1	4- 0				
6- 6	0- 3	1- 0	AWAY	0- 1	3- 1	2- 1				
1- 1	0- 1	0- 0	NEUTRAL	0- 0	0- 0	1- 0				
10- 1	0- 1	1- 0	NON-CONFERENCE	1- 0	3- 0	5- 0				
7- 1	0- 1	1- 0	HOME	1- 0	1- 0	4- 0				
3- 0	0- 0	0- 0	AWAY	0- 0	2- 0	1- 0				
0- 0	0- 0	0- 0	NEUTRAL	0- 0	0- 0	0- 0				
6- 14	0- 9	2- 1	CONFERENCE	1- 1	1- 2	2- 1				
2- 7	0- 5	1- 1	HOME	1- 0	0- 1	0- 0				
3- 6	0- 3	1- 0	AWAY	0- 1	1- 1	1- 1				
1- 1	0- 1	0- 0	NEUTRAL	0- 0	0- 0	1- 0				

RPI 1-25				RPI 26-50				RPI 51-100				Team's RPI: 92	RPI 101+			
RPI	S	Opponent	Score	RPI	S	Opponent	Score	RPI	S	Opponent	Score		RPI	S	Opponent	Score
3	H	Maryland	44 99	34	H	Michigan	52 77	67	H	Montana St.	71 60		101	A	Michigan St.	54 66
8	H	Missouri St.	69 77	40	H	Arizona St.	80 66	90	A	Nebraska	58 72		121	A	Notre Dame	75 67
12	H	Northwestern	54 56	44	A	Purdue	72 59	90	H	Nebraska	67 61		122	H	Lehigh	77 49
14	A	Indiana	52 65	47	H	Rutgers	73 71						144	A	George Washington	83 50
14	H	Indiana	69 75										149	A	Wisconsin	73 64
15	A	Iowa	82 90										149	H	Wisconsin	62 72
15	H	Iowa	75 76										155	H	UC Davis	76 67
16	A	Ohio St.	76 99										201	A	American	70 53
16	H	Ohio St.	63 66										203	A	Illinois	71 74
16	N	Ohio St.	56 77										216	H	Milwaukee	77 61
													219	A	Penn St.	81 74
													219	N	Penn St.	85 65
													307	H	Vermont	90 58
													322	H	Bryant	101 56
LAST 10 Division I																
		16	N	Ohio St.	56	77				101	A	Michigan St.	54	66		
		219	N	Penn St.	85	65				16	A	Ohio St.	76	99		
		3	H	Maryland	44	99				34	H	Michigan	52	77		
		15	A	Iowa	82	90				149	A	Wisconsin	73	64		
		14	H	Indiana	69	75				47	H	Rutgers	73	71		

Non-Div I Games:

Minnesota

■ Loss,
■ Non-Conf,
■ S Site,
■ H Home
■ A Away
N Neutral

Mississippi St.

Through Games Of March 7, 2020

Average RPI Win:	118	WON-LOST	WINNING	LAST 10	STRENGTH OF	OPP. STRENGTH	TEAM	ADJ.	CONF.	ADJ CONF.
Average RPI Loss:	33	RECORD	PCT. RANK	GAMES	SCHEDULE	OF SCHEDULE	RPI	RPI	RPI	RPI
DIV. I ONLY	27- 5	20	8-2	23	27	10	10	4	4	
DIV. I NON-CONF.	12- 2	28	0	33	53	12	12	5	5	
TOTALS	RPI 1-25	RPI 26-50	W-L RECORDS	RPI 51-100	RPI 101-150	RPI 150+				
27- 5	3- 3	5- 0	OVERALL	5- 2	5- 0	9- 0				
12- 2	1- 0	4- 0	HOME	1- 2	2- 0	4- 0				
9- 2	1- 2	0- 0	AWAY	2- 0	2- 0	4- 0				
6- 1	1- 1	1- 0	NEUTRAL	2- 0	1- 0	1- 0				
12- 2	1- 1	2- 0	NON-CONFERENCE	2- 1	1- 0	6- 0				
5- 1	0- 0	2- 0	HOME	0- 1	0- 0	3- 0				
3- 0	1- 0	0- 0	AWAY	0- 0	0- 0	2- 0				
4- 1	0- 1	0- 0	NEUTRAL	2- 0	1- 0	1- 0				
15- 3	2- 2	3- 0	CONFERENCE	3- 1	4- 0	3- 0				
7- 1	1- 0	2- 0	HOME	1- 1	2- 0	1- 0				
6- 2	0- 2	0- 0	AWAY	2- 0	2- 0	2- 0				
2- 0	1- 0	1- 0	NEUTRAL	0- 0	0- 0	0- 0				

RPI 1-25				Team's RPI: 10				RPI 26-50				RPI 51-100				RPI 101+			
RPI	S	Opponent	Score		RPI	S	Opponent	Score		RPI	S	Opponent	Score		RPI	S	Opponent	Score	
1	A	South Carolina	79	81	31	H	Arkansas	92	83	62	N	South Fla.	86	61	112	A	Auburn	92	85
6	N	Stanford	62	67	36	H	LSU	64	60	63	A	Georgia	73	66	112	H	Auburn	78	73
20	H	Texas A&M	69	57	36	N	LSU	79	49	63	H	Georgia	67	53	119	N	Green Bay	83	58
23	A	Kentucky	62	73	42	H	Troy	122	82	65	A	Tennessee	72	55	127	A	Vanderbilt	68	52
23	N	Kentucky	77	59	48	H	UT Martin	82	46	66	H	West Virginia	65	71	138	H	Florida	93	47
24	A	Marquette	74	68						71	H	Alabama	64	66	154	A	Jackson St.	92	53
										74	N	Virginia	72	59	176	A	Missouri	79	64
															190	A	Louisiana	64	48
															204	H	Southern Miss.	91	58
															208	H	Little Rock	89	50
															212	N	San Francisco	73	38
															240	H	Murray St.	124	43
															298	A	Ole Miss	84	59
															298	H	Ole Miss	80	39
LAST 10 Division I																			
		23	N	Kentucky	77	59				112	A	Auburn	92	85					
		36	N	LSU	79	49				23	A	Kentucky	62	73					
		298	A	Ole Miss	84	59				20	H	Texas A&M	69	57					
		31	H	Arkansas	92	83				65	A	Tennessee	72	55					
		71	H	Alabama	64	66				63	H	Georgia	67	53					

Non-Div I Games:

Mississippi St.

■ Loss,
 ■ Non-Conf,
 ■ S Site,
 ■ H Home
 ■ A Away
 N Neutral

Average RPI Win:	342	WON-LOST	WINNING	LAST 10	STRENGTH OF	OPP. STRENGTH	TEAM	ADJ.	CONF.	ADJ CONF.
Average RPI Loss:	251	RECORD	PCT. RANK	GAMES	SCHEDULE	OF SCHEDULE	RPI	RPI	RPI	RPI
DIV. I ONLY	2- 27	349	1-9	351	351	351	351	32	32	
DIV. I NON-CONF.	1- 10	329	0	339	333	350	350	31	31	
TOTALS	RPI 1-25	RPI 26-50	W-L RECORDS	RPI 51-100	RPI 101-150	RPI 150+				
2- 27	0- 0	0- 0	OVERALL	0- 0	0- 3	2- 24				
2- 10	0- 0	0- 0	HOME	0- 0	0- 1	2- 9				
0- 16	0- 0	0- 0	AWAY	0- 0	0- 2	0- 14				
0- 1	0- 0	0- 0	NEUTRAL	0- 0	0- 0	0- 1				
1- 10	0- 0	0- 0	NON-CONFERENCE	0- 0	0- 1	1- 9				
1- 2	0- 0	0- 0	HOME	0- 0	0- 0	1- 2				
0- 7	0- 0	0- 0	AWAY	0- 0	0- 1	0- 6				
0- 1	0- 0	0- 0	NEUTRAL	0- 0	0- 0	0- 1				
1- 17	0- 0	0- 0	CONFERENCE	0- 0	0- 2	1- 15				
1- 8	0- 0	0- 0	HOME	0- 0	0- 1	1- 7				
0- 9	0- 0	0- 0	AWAY	0- 0	0- 1	0- 8				
0- 0	0- 0	0- 0	NEUTRAL	0- 0	0- 0	0- 0				

[illegible]

Non-Div I Games:

Mississippi Val.

■ Loss, ■ Non-Conf, S Site, H Home A Away N Neutral

M
i
s
s
i
s
s
i
p
p
i
V
a
l
.

RPI S Opponent Score
Mississippi Val.

Through Games Of March 7, 2020

RPI	S	Opponent	Score
344	A	Grambling	47 72
344	H	Grambling	68 57
348	A	La.-Monroe	66 74

M
i
s
s
i
s
s
i
p
p
i
V
a
l
.

Mississippi Val.a
l

Average RPI Win:	194	WON-LOST	WINNING	LAST 10	STRENGTH OF	OPP. STRENGTH	TEAM	ADJ.	CONF.	ADJ CONF.
Average RPI Loss:	78	RECORD	PCT. RANK	GAMES	SCHEDULE	OF SCHEDULE	RPI	RPI	RPI	RPI
DIV. I ONLY	9- 22	295	4-6	26	61	176	176	4	4	
DIV. I NON-CONF.	3- 10	282	0	44	118	240	240	5	5	
TOTALS	RPI 1-25	RPI 26-50	W-L RECORDS	RPI 51-100	RPI 101-150	RPI 150+				
9- 22	0- 6	1- 4	OVERALL	2- 5	1- 4	5- 3				
5- 10	0- 4	1- 1	HOME	1- 2	0- 2	3- 1				
3- 9	0- 2	0- 3	AWAY	1- 2	1- 1	1- 1				
1- 3	0- 0	0- 0	NEUTRAL	0- 1	0- 1	1- 1				
3- 10	0- 2	0- 1	NON-CONFERENCE	1- 2	0- 2	2- 3				
3- 4	0- 1	0- 0	HOME	1- 2	0- 0	2- 1				
0- 4	0- 1	0- 1	AWAY	0- 0	0- 1	0- 1				
0- 2	0- 0	0- 0	NEUTRAL	0- 0	0- 1	0- 1				
6- 12	0- 4	1- 3	CONFERENCE	1- 3	1- 2	3- 0				
2- 6	0- 3	1- 1	HOME	0- 0	0- 2	1- 0				
3- 5	0- 1	0- 2	AWAY	1- 2	1- 0	1- 0				
1- 1	0- 0	0- 0	NEUTRAL	0- 1	0- 0	1- 0				

RPI 1-25				RPI 26-50				RPI 51-100				RPI 101+ Team's RPI: 176			
RPI	S	Opponent	Score	RPI	S	Opponent	Score	RPI	S	Opponent	Score	RPI	S	Opponent	Score
1	H	South Carolina	45 78	31	A	Arkansas	73 90	63	A	Georgia	73 65	112	H	Auburn	82 95
8	A	Missouri St.	72 79	31	H	Arkansas	81 85	65	A	Tennessee	66 77	119	A	Green Bay	64 72
10	H	Mississippi St.	64 79	32	A	South Dakota	56 72	65	N	Tennessee	51 64	127	A	Vanderbilt	78 66
11	H	Princeton	33 68	36	A	LSU	58 66	68	H	UNI	73 78	138	H	Florida	67 75
20	A	Texas A&M	53 72	36	H	LSU	69 65	71	A	Alabama	61 73	150	N	North Carolina	69 82
23	H	Kentucky	47 62					84	H	Saint Louis	83 58	200	A	UMKC	56 59
								90	H	Nebraska	85 90	203	H	Illinois	51 58
												205	H	Western Ill.	97 89
												230	N	New Mexico	68 71
												298	A	Ole Miss	71 57
												298	H	Ole Miss	82 67
												298	N	Ole Miss	64 53
												338	H	SIUE	68 51
LAST 10 Division I															
		65	N	Tennessee			51 64			127	A	Vanderbilt			78 66
		298	N	Ole Miss			64 53			138	H	Florida			67 75
		71	A	Alabama			61 73			36	A	LSU			58 66
		112	H	Auburn			82 95			63	A	Georgia			73 65
		298	H	Ole Miss			82 67			31	H	Arkansas			81 85

Non-Div I Games:

Missouri

■ Loss,
■ Non-Conf,
■ S Site,
■ H Home
■ A Away
N Neutral

Average RPI Win:	134	WON-LOST	WINNING	LAST 10	STRENGTH OF	OPP. STRENGTH	TEAM	ADJ.	CONF.	ADJ CONF.
Average RPI Loss:	52	RECORD	PCT. RANK	GAMES	SCHEDULE	OF SCHEDULE	RPI	RPI	RPI	RPI
DIV. I ONLY	25- 4	14	9-1	37	80	8	8	8	8	8
DIV. I NON-CONF.	9- 2	37	0	14	24	5	5	7	7	7
TOTALS	RPI 1-25	RPI 26-50	W-L RECORDS	RPI 51-100	RPI 101-150	RPI 150+				
25- 4	2- 2	3- 0	OVERALL	7- 1	3- 1	10- 0				
14- 0	1- 0	1- 0	HOME	3- 0	2- 0	7- 0				
11- 4	1- 2	2- 0	AWAY	4- 1	1- 1	3- 0				
0- 0	0- 0	0- 0	NEUTRAL	0- 0	0- 0	0- 0				
9- 2	0- 2	1- 0	NON-CONFERENCE	4- 0	0- 0	4- 0				
5- 0	0- 0	0- 0	HOME	1- 0	0- 0	4- 0				
4- 2	0- 2	1- 0	AWAY	3- 0	0- 0	0- 0				
0- 0	0- 0	0- 0	NEUTRAL	0- 0	0- 0	0- 0				
16- 2	2- 0	2- 0	CONFERENCE	3- 1	3- 1	6- 0				
9- 0	1- 0	1- 0	HOME	2- 0	2- 0	3- 0				
7- 2	1- 0	1- 0	AWAY	1- 1	1- 1	3- 0				
0- 0	0- 0	0- 0	NEUTRAL	0- 0	0- 0	0- 0				

RPI	S	Opponent	Score	RPI	S	Opponent	Score	RPI	S	Opponent	Score	RPI	S	Opponent	Score
9	A	Gonzaga	52 64	32	A	South Dakota	74 66	68	A	UNI	66 55	107	A	Southern Ill.	68 70
19	A	Oregon St.	69 80	50	A	Bradley	69 66	68	H	UNI	80 66	107	H	Southern Ill.	88 57
25	A	Drake	89 83	50	H	Bradley	90 56	73	A	Illinois St.	66 78	135	A	Valparaiso	81 68
25	H	Drake	69 67					73	H	Illinois St.	87 74	135	H	Valparaiso	85 70
								75	H	A&M-Corpus Christi	79 51	152	A	Loyola Chicago	74 72
								82	A	Boise St.	72 69	152	H	Loyola Chicago	72 61
								91	A	Oklahoma	96 90	167	H	Wichita St.	68 55
								92	A	Minnesota	77 69	176	H	Missouri	79 72
												192	H	Santa Clara	71 64
												200	H	UMKC	83 58
												276	A	Indiana St.	76 55
												276	H	Indiana St.	82 58
												330	A	Evansville	81 55
												330	H	Evansville	76 62
LAST 10 Division I															
152	H	Loyola Chicago	72 61	330	H	Evansville	76 62								
135	H	Valparaiso	85 70	107	H	Southern Ill.	88 57								
50	A	Bradley	69 66	25	A	Drake	89 83								
73	A	Illinois St.	66 78	68	A	UNI	66 55								
276	H	Indiana St.	82 58	73	H	Illinois St.	87 74								

Non-Div I Games: William Jewell 111 39

Missouri St.

Average RPI Win:	271	WON-LOST	WINNING	LAST 10	STRENGTH OF	OPP. STRENGTH	TEAM	ADJ.	CONF.	ADJ CONF.
Average RPI Loss:	179	RECORD	PCT. RANK	GAMES	SCHEDULE	OF SCHEDULE	RPI	RPI	RPI	RPI
DIV. I ONLY	8- 21	298	3-7	218	265	293	293	24	24	
DIV. I NON-CONF.	3- 6	235	0	126	193	186	186	25	25	
TOTALS	RPI 1-25	RPI 26-50	W-L RECORDS	RPI 51-100	RPI 101-150	RPI 150+				
8- 21	0- 1	0- 2	OVERALL	0- 4	0- 1	8- 13				
4- 8	0- 0	0- 0	HOME	0- 2	0- 0	4- 6				
3- 13	0- 1	0- 2	AWAY	0- 2	0- 1	3- 7				
1- 0	0- 0	0- 0	NEUTRAL	0- 0	0- 0	1- 0				
3- 6	0- 1	0- 2	NON-CONFERENCE	0- 0	0- 1	3- 2				
1- 1	0- 0	0- 0	HOME	0- 0	0- 0	1- 1				
1- 5	0- 1	0- 2	AWAY	0- 0	0- 1	1- 1				
1- 0	0- 0	0- 0	NEUTRAL	0- 0	0- 0	1- 0				
5- 15	0- 0	0- 0	CONFERENCE	0- 4	0- 0	5- 11				
3- 7	0- 0	0- 0	HOME	0- 2	0- 0	3- 5				
2- 8	0- 0	0- 0	AWAY	0- 2	0- 0	2- 6				
0- 0	0- 0	0- 0	NEUTRAL	0- 0	0- 0	0- 0				

RPI S	Opponent	Score	RPI S	Opponent	Score	RPI S	Opponent	Score	RPI S	Opponent	Score	Team's RPI: 293
11	A Princeton	40 52	28	A Arizona	34 86	54	A Marist	66 76	114	A San Diego	49 57	
			46	A Bucknell	37 71	54	H Marist	53 74	159	H Lafayette	52 44	
						95	A Rider	25 48	183	A Quinnipiac	53 60	
						95	H Rider	49 50	183	H Quinnipiac	45 52	
									187	H Providence	52 68	
									188	A Manhattan	48 54	
									188	H Manhattan	62 60	
									228	A Fairfield	38 49	
									228	H Fairfield	39 40	
									254	A Iona	56 50	
									254	H Iona	33 36	
									278	A Siena	39 51	
									278	H Siena	49 43	
									279	A Loyola Maryland	48 64	
									289	A Niagara	61 62	
									289	H Niagara	70 73	
									314	A Albany (NY)	53 41	
									318	A Saint Peter's	81 67	
									318	H Saint Peter's	59 57	
									337	A Canisius	53 54	
									337	H Canisius	62 71	
									340	N Purdue Fort Wayne	60 46	
LAST 10 Division I												
95	H Rider	49 50	228	H Fairfield	39 40							
188	A Manhattan	48 54	254	A Iona	56 50							
278	H Siena	49 43	318	H Saint Peter's	59 57							
337	A Canisius	53 54	183	H Quinnipiac	45 52							
289	A Niagara	61 62	95	A Rider	25 48							

Non-Div I Games:

Monmouth

■ Loss,
■ Non-Conf,
■ S Site,
■ H Home
■ A Away
N Neutral

Montana

Through Games Of March 7, 2020

Average RPI Win:	248	WON-LOST	WINNING	LAST 10	STRENGTH OF	OPP. STRENGTH	TEAM	ADJ.	CONF.	ADJ CONF.
Average RPI Loss:	127	RECORD	PCT. RANK	GAMES	SCHEDULE	OF SCHEDULE	RPI	RPI	RPI	RPI
DIV. I ONLY	15- 12	138	6-4	169	246	153	153	18	18	
DIV. I NON-CONF.	3- 4	201	0	24	304	109	109	17	17	
TOTALS	RPI 1-25	RPI 26-50	W-L RECORDS	RPI 51-100	RPI 101-150	RPI 150+				
15- 12	0- 0	0- 2	OVERALL	0- 3	1- 1	14- 6				
8- 5	0- 0	0- 1	HOME	0- 2	1- 0	7- 2				
7- 6	0- 0	0- 1	AWAY	0- 1	0- 1	7- 3				
0- 1	0- 0	0- 0	NEUTRAL	0- 0	0- 0	0- 1				
3- 4	0- 0	0- 2	NON-CONFERENCE	0- 1	0- 0	3- 1				
1- 2	0- 0	0- 1	HOME	0- 1	0- 0	1- 0				
2- 1	0- 0	0- 1	AWAY	0- 0	0- 0	2- 0				
0- 1	0- 0	0- 0	NEUTRAL	0- 0	0- 0	0- 1				
12- 8	0- 0	0- 0	CONFERENCE	0- 2	1- 1	11- 5				
7- 3	0- 0	0- 0	HOME	0- 1	1- 0	6- 2				
5- 5	0- 0	0- 0	AWAY	0- 1	0- 1	5- 3				
0- 0	0- 0	0- 0	NEUTRAL	0- 0	0- 0	0- 0				

RPI S	Opponent	Score	RPI S	Opponent	Score	RPI S	Opponent	Score	RPI S	Opponent	Score	Team's RPI: 153
28	H Arizona	42 77	67	A Montana St.	78 92	108	A Idaho	51 52				
32	A South Dakota	64 96	67	H Montana St.	61 66	108	H Idaho	69 60				
			69	H Fresno St.	63 76	178	A Southern Utah	81 84				
						178	H Southern Utah	81 74				
						180	A Northern Ariz.	79 71				
						180	H Northern Ariz.	70 57				
						181	A Idaho St.	59 72				
						181	H Idaho St.	53 67				
						192	N Santa Clara	58 68				
						195	A Portland St.	65 78				
						195	H Portland St.	62 55				
						225	A Northern Colo.	70 55				
						225	H Northern Colo.	58 67				
						231	A Cal St. Fullerton	71 69				
						248	H Grand Canyon	72 67				
						291	A Utah Valley	63 52				
						305	A Sacramento St.	64 60				
						305	H Sacramento St.	90 45				
						312	A Eastern Wash.	77 56				
						312	H Eastern Wash.	92 54				
						327	A Weber St.	78 46				
						327	H Weber St.	85 57				
LAST 10 Division I												
178	A Southern Utah	81 84	181	A Idaho St.	59 72							
225	A Northern Colo.	70 55	327	A Weber St.	78 46							
305	H Sacramento St.	90 45	108	H Idaho	69 60							
180	H Northern Ariz.	70 57	312	A Eastern Wash.	77 56							
67	A Montana St.	78 92	67	H Montana St.	61 66							

Non-Div I Games: Mont. St.-Northern 98 45 Mont. St. Billings 70 53

Montana

Loss, Non-Conf, S Site, H Home A Away N Neutral

Average RPI Win:	223	WON-LOST	WINNING	LAST 10	STRENGTH OF	OPP. STRENGTH	TEAM	ADJ.	CONF.	ADJ CONF.
Average RPI Loss:	78	RECORD	PCT. RANK	GAMES	SCHEDULE	OF SCHEDULE	RPI	RPI	RPI	RPI
DIV. I ONLY	21- 6	29	10-0	164	193	67	67	18	18	
DIV. I NON-CONF.	2- 5	259	0	28	54	142	142	17	17	
TOTALS	RPI 1-25	RPI 26-50	W-L RECORDS	RPI 51-100	RPI 101-150	RPI 150+				
21- 6	0- 2	0- 0	OVERALL	0- 2	1- 1	20- 1				
10- 2	0- 1	0- 0	HOME	0- 0	0- 1	10- 0				
11- 2	0- 0	0- 0	AWAY	0- 2	1- 0	10- 0				
0- 2	0- 1	0- 0	NEUTRAL	0- 0	0- 0	0- 1				
2- 5	0- 2	0- 0	NON-CONFERENCE	0- 2	0- 0	2- 1				
1- 1	0- 1	0- 0	HOME	0- 0	0- 0	1- 0				
1- 2	0- 0	0- 0	AWAY	0- 2	0- 0	1- 0				
0- 2	0- 1	0- 0	NEUTRAL	0- 0	0- 0	0- 1				
19- 1	0- 0	0- 0	CONFERENCE	0- 0	1- 1	18- 0				
9- 1	0- 0	0- 0	HOME	0- 0	0- 1	9- 0				
10- 0	0- 0	0- 0	AWAY	0- 0	1- 0	9- 0				
0- 0	0- 0	0- 0	NEUTRAL	0- 0	0- 0	0- 0				

RPI 1-25				RPI 26-50				RPI 51-100 Team's RPI: 67				RPI 101+			
RPI	S	Opponent	Score	RPI	S	Opponent	Score	RPI	S	Opponent	Score	RPI	S	Opponent	Score
9	H	Gonzaga	55 70					70	A	South Dakota St.	50 60	108	A	Idaho	62 56
20	N	Texas A&M	67 78					92	A	Minnesota	60 71	108	H	Idaho	68 69
												153	A	Montana	66 61
												153	H	Montana	92 78
												155	H	UC Davis	77 65
												167	N	Wichita St.	64 66
												178	A	Southern Utah	81 65
												178	H	Southern Utah	91 65
												180	A	Northern Ariz.	72 64
												180	H	Northern Ariz.	73 71
												181	A	Idaho St.	74 55
												181	H	Idaho St.	67 59
												195	A	Portland St.	73 62
												195	H	Portland St.	98 67
												225	A	Northern Colo.	73 63
												225	H	Northern Colo.	91 58
												305	A	Sacramento St.	85 48
												305	H	Sacramento St.	113 69
												306	A	Seattle U	73 65
												312	A	Eastern Wash.	89 85
												312	H	Eastern Wash.	79 47
												327	A	Weber St.	102 67
												327	H	Weber St.	81 52
LAST 10 Division I															
225	A	Northern Colo.	73 63	195	H	Portland St.	98 67								
178	A	Southern Utah	81 65	327	A	Weber St.	102 67								
180	H	Northern Ariz.	73 71	181	A	Idaho St.	74 55								
305	H	Sacramento St.	113 69	312	H	Eastern Wash.	79 47								
153	H	Montana	92 78	108	A	Idaho	62 56								

Non-Div I Games: Carroll (MT) 67 33 Mont. St.-Northern 93 34

Montana St.

Loss, Non-Conf, S Site, H Home A Away N Neutral

Average RPI Win: 285	WON-LOST	WINNING	LAST 10	STRENGTH OF	OPP. STRENGTH	TEAM	ADJ.	CONF.	ADJ CONF.
Average RPI Loss: 149	RECORD	PCT. RANK	GAMES	SCHEDULE	OF SCHEDULE	RPI	RPI	RPI	RPI
DIV. I ONLY	8- 20	296	2-8	195	237	283	283	20	20
DIV. I NON-CONF.	2- 8	295	0	63	139	250	250	23	23
TOTALS	RPI 1-25	RPI 26-50	W-L RECORDS	RPI 51-100	RPI 101-150	RPI 150+			
8- 20	0- 2	0- 2	OVERALL	0- 3	0- 2	8- 11			
5- 8	0- 0	0- 1	HOME	0- 2	0- 0	5- 5			
3- 12	0- 2	0- 1	AWAY	0- 1	0- 2	3- 6			
0- 0	0- 0	0- 0	NEUTRAL	0- 0	0- 0	0- 0			
2- 8	0- 2	0- 1	NON-CONFERENCE	0- 0	0- 2	2- 3			
2- 2	0- 0	0- 0	HOME	0- 0	0- 0	2- 2			
0- 6	0- 2	0- 1	AWAY	0- 0	0- 2	0- 1			
0- 0	0- 0	0- 0	NEUTRAL	0- 0	0- 0	0- 0			
6- 12	0- 0	0- 1	CONFERENCE	0- 3	0- 0	6- 8			
3- 6	0- 0	0- 1	HOME	0- 2	0- 0	3- 3			
3- 6	0- 0	0- 0	AWAY	0- 1	0- 0	3- 5			
0- 0	0- 0	0- 0	NEUTRAL	0- 0	0- 0	0- 0			

RPI 1-25				RPI 26-50				RPI 51-100				RPI 101+				Team's RPI: 283	
RPI	S	Opponent	Score	RPI	S	Opponent	Score	RPI	S	Opponent	Score	RPI	S	Opponent	Score		
4	A	Baylor	47 94	43	A	Dayton	41 58	56	A	Belmont	62 71	101	A	Michigan St.	48 93		
23	A	Kentucky	54 79	48	H	UT Martin	64 82	56	H	Belmont	56 63	135	A	Valparaiso	53 55		
								87	H	Southeast Mo. St.	61 67	160	H	N.C. A&T	56 74		
												169	H	Radford	73 62		
												171	A	Austin Peay	65 70		
												198	A	Eastern Ill.	62 67		
												198	H	Eastern Ill.	51 57		
												206	A	Tennessee Tech	75 82		
												206	H	Tennessee Tech	55 75		
												224	H	Stetson	55 58		
												240	A	Murray St.	75 83		
												247	A	Jacksonville St.	69 55		
												247	H	Jacksonville St.	67 48		
												252	A	Bowling Green	65 79		
												269	H	Saint Francis (PA)	65 54		
												290	A	Eastern Ky.	58 64		
												290	H	Eastern Ky.	47 68		
												334	A	Tennessee St.	84 47		
												334	H	Tennessee St.	69 60		
												338	A	SIUE	63 55		
												338	H	SIUE	75 69		
LAST 10 Division I																	
290	A	Eastern Ky.	58 64	290	H	Eastern Ky.	47 68										
171	A	Austin Peay	65 70	198	A	Eastern Ill.	62 67										
334	H	Tennessee St.	69 60	338	A	SIUE	63 55										
56	H	Belmont	56 63	48	H	UT Martin	64 82										
240	A	Murray St.	75 83	87	H	Southeast Mo. St.	61 67										

Non-Div I Games: Asbury 107 55 Midway 107 55

Morehead St.

Loss, Non-Conf, S Site, H Home A Away N Neutral

Average RPI Win:	281	WON-LOST	WINNING	LAST 10	STRENGTH OF	OPP. STRENGTH	TEAM	ADJ.	CONF.	ADJ CONF.
Average RPI Loss:	193	RECORD	PCT. RANK	GAMES	SCHEDULE	OF SCHEDULE	RPI	RPI	RPI	RPI
DIV. I ONLY	14- 13	161	8-2	342	298	232	232	29	29	
DIV. I NON-CONF.	2- 9	304	0	256	205	303	303	29	29	
TOTALS	RPI 1-25	RPI 26-50	W-L RECORDS	RPI 51-100	RPI 101-150	RPI 150+				
14- 13	0- 1	0- 1	OVERALL	0- 2	0- 1	14- 8				
8- 1	0- 0	0- 0	HOME	0- 0	0- 0	8- 1				
6- 10	0- 1	0- 1	AWAY	0- 1	0- 1	6- 6				
0- 2	0- 0	0- 0	NEUTRAL	0- 1	0- 0	0- 1				
2- 9	0- 1	0- 1	NON-CONFERENCE	0- 2	0- 0	2- 5				
1- 0	0- 0	0- 0	HOME	0- 0	0- 0	1- 0				
1- 7	0- 1	0- 1	AWAY	0- 1	0- 0	1- 4				
0- 2	0- 0	0- 0	NEUTRAL	0- 1	0- 0	0- 1				
12- 4	0- 0	0- 0	CONFERENCE	0- 0	0- 1	12- 3				
7- 1	0- 0	0- 0	HOME	0- 0	0- 0	7- 1				
5- 3	0- 0	0- 0	AWAY	0- 0	0- 1	5- 2				
0- 0	0- 0	0- 0	NEUTRAL	0- 0	0- 0	0- 0				

RPI 1-25				RPI 26-50				RPI 51-100				RPI 101+				Team's RPI: 232	
RPI	S	Opponent	Score	RPI	S	Opponent	Score	RPI	S	Opponent	Score	RPI	S	Opponent	Score		
24	A	Marquette	48 70	34	A	Michigan	48 80	81	N	Stony Brook	56 63	109	A	Bethune-Cookman	65 74		
								90	A	Nebraska	55 78	156	A	Norfolk St.	57 64		
												156	H	Norfolk St.	73 55		
												160	H	N.C. A&T	42 38		
												164	N	Akron	45 52		
												250	H	Texas St.	72 62		
												251	A	Marshall	57 52		
												262	A	Howard	68 52		
												262	H	Howard	74 67		
												277	A	Delaware St.	61 69		
												277	H	Delaware St.	61 41		
												295	H	N.C. Central	86 79		
												297	A	UMBC	63 65		
												309	A	Omaha	64 70		
												317	A	UMES	55 44		
												317	H	UMES	61 71		
												318	A	Saint Peter's	77 78		
												328	A	Hofstra	39 51		
												335	A	Coppin St.	47 42		
												335	H	Coppin St.	68 42		
												339	A	Florida A&M	59 47		
												350	A	South Carolina St.	60 47		
												350	H	South Carolina St.	77 47		
LAST 10 Division I																	
				156	H	Norfolk St.	73 55					295	H	N.C. Central	86 79		
				335	H	Coppin St.	68 42					317	H	UMES	61 71		
				277	H	Delaware St.	61 41					262	A	Howard	68 52		
				350	A	South Carolina St.	60 47					317	A	UMES	55 44		
				156	A	Norfolk St.	57 64					335	A	Coppin St.	47 42		

Non-Div I Games: Washington Adventis84 52 Notre Dame (MD) 113 34

Morgan St.

■ Loss,
■ Non-Conf,
■ S Site,
■ Home
■ A Away
N Neutral

Mt. St. Mary's

Through Games Of March 7, 2020

Average RPI Win:	272	WON-LOST	WINNING	LAST 10	STRENGTH OF	OPP. STRENGTH	TEAM	ADJ.	CONF.	ADJ CONF.
Average RPI Loss:	160	RECORD	PCT. RANK	GAMES	SCHEDULE	OF SCHEDULE	RPI	RPI	RPI	RPI
DIV. I ONLY	18- 11	100	8-2	246	301	151	151	30	30	
DIV. I NON-CONF.	4- 7	225	0	122	96	178	178	30	30	
TOTALS	RPI 1-25	RPI 26-50	W-L RECORDS	RPI 51-100	RPI 101-150	RPI 150+				
18- 11	0- 2	0- 1	OVERALL	0- 0	2- 3	16- 5				
8- 4	0- 0	0- 0	HOME	0- 0	0- 2	8- 2				
9- 6	0- 2	0- 1	AWAY	0- 0	1- 0	8- 3				
1- 1	0- 0	0- 0	NEUTRAL	0- 0	1- 1	0- 0				
4- 7	0- 2	0- 1	NON-CONFERENCE	0- 0	1- 2	3- 2				
2- 1	0- 0	0- 0	HOME	0- 0	0- 1	2- 0				
1- 5	0- 2	0- 1	AWAY	0- 0	0- 0	1- 2				
1- 1	0- 0	0- 0	NEUTRAL	0- 0	1- 1	0- 0				
14- 4	0- 0	0- 0	CONFERENCE	0- 0	1- 1	13- 3				
6- 3	0- 0	0- 0	HOME	0- 0	0- 1	6- 2				
8- 1	0- 0	0- 0	AWAY	0- 0	1- 0	7- 1				
0- 0	0- 0	0- 0	NEUTRAL	0- 0	0- 0	0- 0				

RPI 1-25				RPI 26-50				RPI 51-100				RPI 101+ Team's RPI: 151			
RPI	S	Opponent	Score	RPI	S	Opponent	Score	RPI	S	Opponent	Score	RPI	S	Opponent	Score
14	A	Indiana	52 75	33	A	Old Dominion	34 85					115	A	Robert Morris	62 59
23	A	Kentucky	44 67									115	H	Robert Morris	52 57
												122	H	Lehigh	65 66
												124	N	Richmond	75 67
												140	N	Hampton	60 68
												169	A	Radford	75 58
												184	A	Merrimack	55 76
												184	H	Merrimack	62 53
												193	A	Towson	57 73
												269	A	Saint Francis (PA)	66 55
												269	H	Saint Francis (PA)	68 44
												279	H	Loyola Maryland	81 75
												297	H	UMBC	71 61
												299	A	Sacred Heart	67 58
												302	A	Fairleigh Dickinson	69 61
												302	H	Fairleigh Dickinson	63 66
												304	A	Wagner	67 52
												304	H	Wagner	78 63
												317	A	UMES	76 78
												319	A	St. Francis Brooklyn	67 62
												319	H	St. Francis Brooklyn	69 60
												322	A	Bryant	76 70
												322	H	Bryant	67 72
												333	A	LIU Brooklyn	77 57
												333	H	LIU Brooklyn	75 57
												346	H	Central Conn. St.	72 64
LAST 10 Division I															
				302	H	Fairleigh Dickinson	63 66			304	A	Wagner	67 52		
				115	H	Robert Morris	52 57			269	H	Saint Francis (PA)	68 44		
				269	A	Saint Francis (PA)	66 55			333	A	LIU Brooklyn	77 57		
				184	H	Merrimack	62 53			319	A	St. Francis Brooklyn	67 62		
				115	A	Robert Morris	62 59			299	A	Sacred Heart	67 58		

Non-Div I Games: Frostburg St. 94 40

Mt. St. Mary's

■ Loss,
 ■ Non-Conf,
 ■ S Site,
 ■ H Home
 ■ A Away
 N Neutral

Average RPI Win:	276	WON-LOST	WINNING	LAST 10	STRENGTH OF	OPP. STRENGTH	TEAM	ADJ.	CONF.	ADJ CONF.
Average RPI Loss:	122	RECORD	PCT. RANK	GAMES	SCHEDULE	OF SCHEDULE	RPI	RPI	RPI	RPI
DIV. I ONLY	12- 16	216	4-6	258	191	240	240	20	20	
DIV. I NON-CONF.	5- 4	140	0	314	85	185	185	23	23	
TOTALS	RPI 1-25	RPI 26-50	W-L RECORDS	RPI 51-100	RPI 101-150	RPI 150+				
12- 16	0- 2	0- 3	OVERALL	1- 3	0- 1	11- 7				
8- 4	0- 0	0- 1	HOME	1- 1	0- 0	7- 2				
4- 11	0- 2	0- 1	AWAY	0- 2	0- 1	4- 5				
0- 1	0- 0	0- 1	NEUTRAL	0- 0	0- 0	0- 0				
5- 4	0- 2	0- 0	NON-CONFERENCE	0- 0	0- 1	5- 1				
2- 1	0- 0	0- 0	HOME	0- 0	0- 0	2- 1				
3- 3	0- 2	0- 0	AWAY	0- 0	0- 1	3- 0				
0- 0	0- 0	0- 0	NEUTRAL	0- 0	0- 0	0- 0				
7- 12	0- 0	0- 3	CONFERENCE	1- 3	0- 0	6- 6				
6- 3	0- 0	0- 1	HOME	1- 1	0- 0	5- 1				
1- 8	0- 0	0- 1	AWAY	0- 2	0- 0	1- 5				
0- 1	0- 0	0- 1	NEUTRAL	0- 0	0- 0	0- 0				

RPI 1-25				RPI 26-50				RPI 51-100				RPI 101+				Team's RPI: 240	
RPI	S	Opponent	Score	RPI	S	Opponent	Score	RPI	S	Opponent	Score	RPI	S	Opponent	Score		
7	A	Louisville	40 76	48	A	UT Martin	56 98	56	A	Belmont	53 70	107	A	Southern Ill.	66 76		
10	A	Mississippi St.	43 124	48	H	UT Martin	64 89	56	H	Belmont	56 86	161	H	Samford	56 84		
				48	N	UT Martin	33 88	87	A	Southeast Mo. St.	73 88	171	A	Austin Peay	61 69		
								87	H	Southeast Mo. St.	70 62	171	H	Austin Peay	60 88		
												198	A	Eastern Ill.	46 66		
												198	H	Eastern Ill.	92 87		
												206	A	Tennessee Tech	72 77		
												243	H	Arkansas St.	77 62		
												246	A	Lipscomb	67 57		
												247	A	Jacksonville St.	51 68		
												276	H	Indiana St.	70 62		
												283	H	Morehead St.	83 75		
												290	H	Eastern Ky.	66 65		
												330	A	Evansville	61 59		
												334	A	Tennessee St.	81 96		
												334	H	Tennessee St.	100 62		
												338	A	SIUE	70 61		
												338	H	SIUE	74 60		
												351	A	Mississippi Val.	72 66		
LAST 10 Division I																	
				48	N	UT Martin	33 88	283	H	Morehead St.	83 75						
				171	H	Austin Peay	60 88	171	A	Austin Peay	61 69						
				290	H	Eastern Ky.	66 65	334	A	Tennessee St.	81 96						
				338	A	SIUE	70 61	56	A	Belmont	53 70						
				198	A	Eastern Ill.	46 66	338	H	SIUE	74 60						

Non-Div I Games: Cumberland (TN) 93 60 Christian Bros. 95 59

Murray St.

Loss, Non-Conf, S Site, H Home A Away N Neutral

Average RPI Win:	269	WON-LOST	WINNING	LAST 10	STRENGTH OF	OPP. STRENGTH	TEAM	ADJ.	CONF.	ADJ CONF.
Average RPI Loss:	156	RECORD	PCT. RANK	GAMES	SCHEDULE	OF SCHEDULE	RPI	RPI	RPI	RPI
DIV. I ONLY	17- 9	81	7-3	328	276	160	160	29	29	
DIV. I NON-CONF.	6- 4	123	0	168	61	91	91	29	29	
TOTALS	RPI 1-25	RPI 26-50	W-L RECORDS	RPI 51-100	RPI 101-150	RPI 150+				
17- 9	0- 1	0- 0	OVERALL	1- 1	1- 3	15- 4				
8- 2	0- 0	0- 0	HOME	0- 0	1- 1	7- 1				
8- 6	0- 1	0- 0	AWAY	1- 1	0- 1	7- 3				
1- 1	0- 0	0- 0	NEUTRAL	0- 0	0- 1	1- 0				
6- 4	0- 1	0- 0	NON-CONFERENCE	1- 1	1- 1	4- 1				
2- 0	0- 0	0- 0	HOME	0- 0	1- 0	1- 0				
3- 3	0- 1	0- 0	AWAY	1- 1	0- 0	2- 1				
1- 1	0- 0	0- 0	NEUTRAL	0- 0	0- 1	1- 0				
11- 5	0- 0	0- 0	CONFERENCE	0- 0	0- 2	11- 3				
6- 2	0- 0	0- 0	HOME	0- 0	0- 1	6- 1				
5- 3	0- 0	0- 0	AWAY	0- 0	0- 1	5- 2				
0- 0	0- 0	0- 0	NEUTRAL	0- 0	0- 0	0- 0				

RPI 1-25				RPI 26-50				RPI 51-100				RPI 101+ Team's RPI: 160			
RPI	S	Opponent	Score	RPI	S	Opponent	Score	RPI	S	Opponent	Score	RPI	S	Opponent	Score
21	A	NC State	44 80					63	A	Georgia	54 72	109	A	Bethune-Cookman	50 70
								88	A	VCU	69 58	109	H	Bethune-Cookman	58 69
												117	N	Miami (FL)	67 68
												137	H	UNC Greensboro	57 48
												156	H	Norfolk St.	53 39
												164	A	Akron	52 64
												221	A	Clemson	82 74
												232	A	Morgan St.	38 42
												243	N	Arkansas St.	55 50
												262	H	Howard	60 55
												277	A	Delaware St.	69 45
												277	H	Delaware St.	58 53
												283	A	Morehead St.	74 56
												287	H	ETSU	80 69
												295	A	N.C. Central	52 65
												295	H	N.C. Central	80 86
												317	A	UMES	67 31
												317	H	UMES	72 57
												335	A	Coppin St.	84 38
												339	A	Florida A&M	66 49
												339	H	Florida A&M	71 44
												350	A	South Carolina St.	63 47
												350	H	South Carolina St.	66 55
LAST 10 Division I															
295	A	N.C. Central	52 65	339	A	Florida A&M	66 49								
350	A	South Carolina St.	63 47	109	A	Bethune-Cookman	50 70								
317	H	UMES	72 57	350	H	South Carolina St.	66 55								
262	H	Howard	60 55	156	H	Norfolk St.	53 39								
295	H	N.C. Central	80 86	277	H	Delaware St.	58 53								

Non-Div I Games: Saint Augustine's 75 44 Johnson & Wales (NC121 61

N.C. A&T

Loss, Non-Conf, S Site, H Home A Away N Neutral

WON-LOST				WINNING		LAST 10		STRENGTH OF		OPP. STRENGTH		TEAM		ADJ.		CONF.		ADJ CONF.	
Average RPI Win: 280		WON-LOST		WINNING		LAST 10		STRENGTH OF		OPP. STRENGTH		TEAM		ADJ.		CONF.		ADJ CONF.	
Average RPI Loss: 203		RECORD		PCT. RANK		GAMES		SCHEDULE		OF SCHEDULE		RPI		RPI		RPI		RPI	
DIV. I ONLY		11- 16		229		7-3		340		312		295		295		29		29	
DIV. I NON-CONF.		2- 9		304		0		276		231		319		319		29		29	
TOTALS		RPI 1-25		RPI 26-50		W-L RECORDS		RPI 51-100		RPI 101-150		RPI 150+							
11- 16		0- 1		0- 0		OVERALL		0- 0		1- 4		10- 11							
6- 6		0- 0		0- 0		HOME		0- 0		1- 1		5- 5							
5- 9		0- 1		0- 0		AWAY		0- 0		0- 3		5- 5							
0- 1		0- 0		0- 0		NEUTRAL		0- 0		0- 0		0- 1							
2- 9		0- 1		0- 0		NON-CONFERENCE		0- 0		1- 2		1- 6							
1- 3		0- 0		0- 0		HOME		0- 0		1- 0		0- 3							
1- 5		0- 1		0- 0		AWAY		0- 0		0- 2		1- 2							
0- 1		0- 0		0- 0		NEUTRAL		0- 0		0- 0		0- 1							
9- 7		0- 0		0- 0		CONFERENCE		0- 0		0- 2		9- 5							
5- 3		0- 0		0- 0		HOME		0- 0		0- 1		5- 2							
4- 4		0- 0		0- 0		AWAY		0- 0		0- 1		4- 3							
0- 0		0- 0		0- 0		NEUTRAL		0- 0		0- 0		0- 0							

[illegible]

Non-Div I Games:	Lincoln (PA)	53	68	Washington Adventis	83	48
------------------	--------------	----	----	---------------------	----	----

N.C. Central

Loss, Non-Conf, S Site, H Home A Away N Neutral

Average RPI Win:	130	WON-LOST	WINNING	LAST 10	STRENGTH OF	OPP. STRENGTH	TEAM	ADJ.	CONF.	ADJ CONF.
Average RPI Loss:	65	RECORD	PCT. RANK	GAMES	SCHEDULE	OF SCHEDULE	RPI	RPI	RPI	RPI
DIV. I ONLY	27- 4	11	7-3	72	49	21	21	5	5	
DIV. I NON-CONF.	11- 0	1	0	162	87	15	15	4	4	
TOTALS	RPI 1-25	RPI 26-50	W-L RECORDS	RPI 51-100	RPI 101-150	RPI 150+				
27- 4	1- 1	5- 1	OVERALL	6- 1	4- 1	11- 0				
13- 3	1- 1	2- 1	HOME	2- 1	2- 0	6- 0				
10- 1	0- 0	2- 0	AWAY	2- 0	2- 1	4- 0				
4- 0	0- 0	1- 0	NEUTRAL	2- 0	0- 0	1- 0				
11- 0	1- 0	1- 0	NON-CONFERENCE	0- 0	0- 0	9- 0				
7- 0	1- 0	0- 0	HOME	0- 0	0- 0	6- 0				
2- 0	0- 0	0- 0	AWAY	0- 0	0- 0	2- 0				
2- 0	0- 0	1- 0	NEUTRAL	0- 0	0- 0	1- 0				
16- 4	0- 1	4- 1	CONFERENCE	6- 1	4- 1	2- 0				
6- 3	0- 1	2- 1	HOME	2- 1	2- 0	0- 0				
8- 1	0- 0	2- 0	AWAY	2- 0	2- 1	2- 0				
2- 0	0- 0	0- 0	NEUTRAL	2- 0	0- 0	0- 0				

RPI	S	Opponent	Score	RPI	S	Opponent	Score	RPI	S	Opponent	Score	RPI	S	Opponent	Score
3	H	Maryland	66 59	26	A	Duke	63 60	60	A	Boston College	72 54	113	H	Wake Forest	59 45
7	H	Louisville	59 66	26	H	Duke	65 70	60	N	Boston College	82 75	117	A	Miami (FL)	50 48
				27	H	Florida St.	68 51	74	A	Virginia	75 64	121	A	Notre Dame	90 56
				38	A	Virginia Tech	71 59	74	H	Virginia	80 60	150	A	North Carolina	60 66
				38	H	Virginia Tech	76 69	78	H	Georgia Tech	61 65	150	H	North Carolina	76 68
				41	N	Texas	84 73	78	N	Georgia Tech	57 48	160	H	N.C. A&T	80 44
								100	H	Syracuse	69 60	168	H	Maine	62 34
												173	H	Elon	62 49
												199	A	Saint Mary's (CA)	87 70
												207	H	Chattanooga	74 38
												214	A	Hawaii	68 59
												221	A	Clemson	79 60
												237	N	North Texas	76 65
												265	H	Lamar University	81 40
												274	H	UNCW	80 40
												285	A	Pittsburgh	88 44
LAST 10 Division I															
				60	N	Boston College	82 75	117	A	Miami (FL)	50 48				
				78	N	Georgia Tech	57 48	78	H	Georgia Tech	61 65				
				74	A	Virginia	75 64	7	H	Louisville	59 66				
				100	H	Syracuse	69 60	38	A	Virginia Tech	71 59				
				26	H	Duke	65 70	26	A	Duke	63 60				

Non-Div I Games:

NC State

**N
J
I
T**

N
J
I
T

NJIT

Page 201

Average RPI Win: 219	WON-LOST	WINNING	LAST 10	STRENGTH OF	OPP. STRENGTH	TEAM	ADJ.	CONF.	ADJ CONF.
Average RPI Loss: 175	RECORD	PCT. RANK	GAMES	SCHEDULE	OF SCHEDULE	RPI	RPI	RPI	RPI
DIV. I ONLY	6- 23	318	0-10	244	179	320	320	16	16
DIV. I NON-CONF.	4- 6	212	0	322	249	290	290	15	15
TOTALS	RPI 1-25	RPI 26-50	W-L RECORDS	RPI 51-100	RPI 101-150	RPI 150+			
6- 23	0- 0	0- 2	OVERALL	0- 0	1- 8	5- 13			
5- 8	0- 0	0- 1	HOME	0- 0	1- 3	4- 4			
1- 15	0- 0	0- 1	AWAY	0- 0	0- 5	1- 9			
0- 0	0- 0	0- 0	NEUTRAL	0- 0	0- 0	0- 0			
4- 6	0- 0	0- 0	NON-CONFERENCE	0- 0	0- 1	4- 5			
3- 1	0- 0	0- 0	HOME	0- 0	0- 0	3- 1			
1- 5	0- 0	0- 0	AWAY	0- 0	0- 1	1- 4			
0- 0	0- 0	0- 0	NEUTRAL	0- 0	0- 0	0- 0			
2- 17	0- 0	0- 2	CONFERENCE	0- 0	1- 7	1- 8			
2- 7	0- 0	0- 1	HOME	0- 0	1- 3	1- 3			
0- 10	0- 0	0- 1	AWAY	0- 0	0- 4	0- 5			
0- 0	0- 0	0- 0	NEUTRAL	0- 0	0- 0	0- 0			

RPI 1-25				RPI 26-50				RPI 51-100				RPI 101+				Team's RPI: 320	
RPI	S	Opponent	Score	RPI	S	Opponent	Score	RPI	S	Opponent	Score	RPI	S	Opponent	Score		
				46	A	Bucknell	65 75					111	A	Colgate	55 80		
				46	H	Bucknell	34 61					111	H	Colgate	53 65		
												122	A	Lehigh	40 70		
												122	H	Lehigh	53 60		
												128	A	Holy Cross	43 57		
												128	H	Holy Cross	49 58		
												131	A	Boston U.	56 71		
												131	H	Boston U.	46 41		
												150	A	North Carolina	40 80		
												159	A	Lafayette	52 79		
												159	H	Lafayette	59 62		
												168	A	Maine	41 46		
												194	H	La Salle	61 46		
												201	A	American	42 57		
												201	A	American	53 63		
												201	H	American	40 48		
												221	A	Clemson	65 52		
												222	H	Kennesaw St.	82 62		
												228	A	Fairfield	52 66		
												236	A	Saint Joseph's	40 49		
												249	H	George Mason	58 67		
												271	H	Air Force	67 59		
												273	A	Army West Point	52 62		
												273	H	Army West Point	57 45		
												279	A	Loyola Maryland	54 64		
												279	H	Loyola Maryland	44 50		
LAST 10 Division I																	
				201	A	American	53 63					201	H	American	40 48		
				201	A	American	42 57					131	A	Boston U.	56 71		
				159	H	Lafayette	59 62					46	A	Bucknell	65 75		
				279	A	Loyola Maryland	54 64					111	H	Colgate	53 65		
				273	A	Army West Point	52 62					279	H	Loyola Maryland	44 50		

Non-Div I Games: Stevenson 70 36

Navy

Loss, Non-Conf, S Site, Home Away N Neutral

RPI	S	Opponent	Score
307	A	Vermont	56 64

N
a
v
y

N
a
v
y

Navy

Nebraska

Through Games Of March 7, 2020

Average RPI Win:	169	WON-LOST	WINNING	LAST 10	STRENGTH OF	OPP. STRENGTH	TEAM	ADJ.	CONF.	ADJ CONF.
Average RPI Loss:	35	RECORD	PCT. RANK	GAMES	SCHEDULE	OF SCHEDULE	RPI	RPI	RPI	RPI
DIV. I ONLY	17- 13	136	2-8	52	28	90	90	2	2	
DIV. I NON-CONF.	10- 1	20	0	216	234	64	64	2	2	
TOTALS	RPI 1-25	RPI 26-50	W-L RECORDS	RPI 51-100	RPI 101-150	RPI 150+				
17- 13	1- 7	2- 3	OVERALL	2- 2	2- 1	10- 0				
13- 4	1- 2	2- 1	HOME	1- 1	1- 0	8- 0				
2- 8	0- 5	0- 1	AWAY	0- 1	1- 1	1- 0				
2- 1	0- 0	0- 1	NEUTRAL	1- 0	0- 0	1- 0				
10- 1	0- 0	1- 0	NON-CONFERENCE	1- 1	0- 0	8- 0				
7- 1	0- 0	1- 0	HOME	0- 1	0- 0	6- 0				
1- 0	0- 0	0- 0	AWAY	0- 0	0- 0	1- 0				
2- 0	0- 0	0- 0	NEUTRAL	1- 0	0- 0	1- 0				
7- 12	1- 7	1- 3	CONFERENCE	1- 1	2- 1	2- 0				
6- 3	1- 2	1- 1	HOME	1- 0	1- 0	2- 0				
1- 8	0- 5	0- 1	AWAY	0- 1	1- 1	0- 0				
0- 1	0- 0	0- 1	NEUTRAL	0- 0	0- 0	0- 0				

RPI	S	Opponent	Score	RPI	S	Opponent	Score	RPI	S	Opponent	Score	RPI	S	Opponent	Score
3	A	Maryland	69 87	26	H	Duke	83 79	51	H	Creighton	74 79	101	A	Michigan St.	70 78
12	A	Northwestern	56 60	34	H	Michigan	74 71	79	N	Southern California	67 54	149	A	Wisconsin	72 71
14	A	Indiana	53 81	34	N	Michigan	75 81	92	A	Minnesota	61 67	149	H	Wisconsin	65 50
14	H	Indiana	53 57	44	H	Purdue	68 76	92	H	Minnesota	72 58	176	A	Missouri	90 85
15	A	Iowa	60 76	47	A	Rutgers	65 69					188	H	Manhattan	71 51
15	H	Iowa	78 69									203	H	Illinois	80 58
16	A	Ohio St.	52 65									211	H	Oral Roberts	77 67
16	H	Ohio St.	74 80									219	H	Penn St.	75 58
												232	H	Morgan St.	78 55
												233	H	Southern U.	73 39
												234	H	Alabama A&M	68 46
												299	N	Sacred Heart	72 49
												338	H	SIUE	63 49
LAST 10 Division I															
		34	N	Michigan	75	81			219	H	Penn St.	75	58		
		14	A	Indiana	53	81			14	H	Indiana	53	57		
		203	H	Illinois	80	58			15	A	Iowa	60	76		
		16	A	Ohio St.	52	65			16	H	Ohio St.	74	80		
		12	A	Northwestern	56	60			92	A	Minnesota	61	67		

Non-Div I Games:

Nebraska

■ Loss,
■ Non-Conf,
■ S Site,
■ H Home
■ A Away
N Neutral

Nevada

Through Games Of March 7, 2020

Average RPI Win:	262	WON-LOST	WINNING	LAST 10	STRENGTH OF	OPP. STRENGTH	TEAM	ADJ.	CONF.	ADJ CONF.
Average RPI Loss:	156	RECORD	PCT. RANK	GAMES	SCHEDULE	OF SCHEDULE	RPI	RPI	RPI	RPI
DIV. I ONLY	14- 16	189	5-5	253	216	235	235	17	17	
DIV. I NON-CONF.	6- 4	123	0	319	263	218	218	20	20	
TOTALS	RPI 1-25	RPI 26-50	W-L RECORDS	RPI 51-100	RPI 101-150	RPI 150+				
14- 16	0- 0	0- 0	OVERALL	0- 6	1- 2	13- 8				
9- 5	0- 0	0- 0	HOME	0- 2	0- 1	9- 2				
3- 10	0- 0	0- 0	AWAY	0- 3	1- 1	2- 6				
2- 1	0- 0	0- 0	NEUTRAL	0- 1	0- 0	2- 0				
6- 4	0- 0	0- 0	NON-CONFERENCE	0- 2	0- 1	6- 1				
4- 1	0- 0	0- 0	HOME	0- 1	0- 0	4- 0				
1- 3	0- 0	0- 0	AWAY	0- 1	0- 1	1- 1				
1- 0	0- 0	0- 0	NEUTRAL	0- 0	0- 0	1- 0				
8- 12	0- 0	0- 0	CONFERENCE	0- 4	1- 1	7- 7				
5- 4	0- 0	0- 0	HOME	0- 1	0- 1	5- 2				
2- 7	0- 0	0- 0	AWAY	0- 2	1- 0	1- 5				
1- 1	0- 0	0- 0	NEUTRAL	0- 1	0- 0	1- 0				

RPI S	Opponent	Score	RPI S	Opponent	Score	RPI S	Opponent	Score	RPI S	Opponent	Score	Team's RPI: 235
						69	A Fresno St.	58 69	106	A Utah	62 68	
						69	N Fresno St.	71 75	145	A San Jose St.	80 76	
						79	A Southern California	47 50	145	H San Jose St.	70 72	
						82	A Boise St.	40 54	162	A Wyoming	59 83	
						82	H Boise St.	72 83	162	H Wyoming	79 84	
						83	H SFA	65 80	195	A Portland St.	75 80	
									199	H Saint Mary's (CA)	78 72	
									217	A UNLV	64 66	
									217	H UNLV	62 59	
									230	A New Mexico	67 87	
									230	H New Mexico	86 78	
									230	N New Mexico	74 64	
									244	A San Diego St.	68 81	
									244	H San Diego St.	70 69	
									271	A Air Force	71 67	
									271	H Air Force	61 68	
									280	H Utah St.	69 60	
									291	A Utah Valley	60 57	
									292	A Colorado St.	70 75	
									292	H Colorado St.	74 63	
									300	N UTRGV	62 57	
									305	H Sacramento St.	83 72	
									308	H Cal Poly	71 40	
									349	H Chicago St.	80 60	
LAST 10 Division I												
			69	N Fresno St.	71 75	230	H New Mexico	86 78				
			230	N New Mexico	74 64	217	H UNLV	62 59				
			244	A San Diego St.	68 81	145	A San Jose St.	80 76				
			162	H Wyoming	79 84	271	A Air Force	71 67				
			69	A Fresno St.	58 69	82	H Boise St.	72 83				

Non-Div I Games: Stanislaus St. 80 62

Nevada

Loss, Non-Conf, S Site, H Home A Away N Neutral

New Hampshire

Through Games Of March 7, 2020

Average RPI Win:	321	WON-LOST	WINNING	LAST 10	STRENGTH OF	OPP. STRENGTH	TEAM	ADJ.	CONF.	ADJ CONF.
Average RPI Loss:	156	RECORD	PCT. RANK	GAMES	SCHEDULE	OF SCHEDULE	RPI	RPI	RPI	RPI
DIV. I ONLY	9- 19	278	4-6	182	317	264	264	26	26	
DIV. I NON-CONF.	2- 9	304	0	128	260	271	271	27	27	
TOTALS	RPI 1-25	RPI 26-50	W-L RECORDS	RPI 51-100	RPI 101-150	RPI 150+				
9- 19	0- 2	0- 0	OVERALL	0- 2	0- 3	9- 12				
4- 8	0- 0	0- 0	HOME	0- 1	0- 1	4- 6				
5- 11	0- 2	0- 0	AWAY	0- 1	0- 2	5- 6				
0- 0	0- 0	0- 0	NEUTRAL	0- 0	0- 0	0- 0				
2- 9	0- 2	0- 0	NON-CONFERENCE	0- 0	0- 3	2- 4				
1- 3	0- 0	0- 0	HOME	0- 0	0- 1	1- 2				
1- 6	0- 2	0- 0	AWAY	0- 0	0- 2	1- 2				
0- 0	0- 0	0- 0	NEUTRAL	0- 0	0- 0	0- 0				
7- 10	0- 0	0- 0	CONFERENCE	0- 2	0- 0	7- 8				
3- 5	0- 0	0- 0	HOME	0- 1	0- 0	3- 4				
4- 5	0- 0	0- 0	AWAY	0- 1	0- 0	4- 4				
0- 0	0- 0	0- 0	NEUTRAL	0- 0	0- 0	0- 0				

RPI	S	Opponent	Score	RPI	S	Opponent	Score	RPI	S	Opponent	Score	RPI	S	Opponent	Score	Team's RPI: 264
4	A	Baylor	29 97					81	A	Stony Brook	50 52	128	A	Holy Cross	61 82	
11	A	Princeton	37 77					81	H	Stony Brook	44 53	131	H	Boston U.	64 78	
												148	A	Massachusetts	65 67	
												163	A	Binghamton	64 66	
												163	A	Binghamton	42 51	
												163	H	Binghamton	53 63	
												166	A	Dartmouth	47 66	
												168	A	Maine	50 67	
												168	H	Maine	62 71	
												184	A	Merrimack	54 64	
												209	A	UMass Lowell	53 58	
												209	H	UMass Lowell	53 66	
												222	H	Brown	68 76	
												267	H	North Dakota St.	61 67	
												297	A	UMBC	72 63	
												297	H	UMBC	56 51	
												307	A	Vermont	59 51	
												307	H	Vermont	42 44	
												314	A	Albany (NY)	48 47	
												314	H	Albany (NY)	56 53	
												322	A	Bryant	68 56	
												345	A	Hartford	64 55	
												345	H	Hartford	72 71	
												346	H	Central Conn. St.	70 59	
LAST 10 Division I																
163	A	Binghamton	42 51	297	H	UMBC	56 51									
163	A	Binghamton	64 66	307	H	Vermont	42 44									
168	H	Maine	62 71	81	A	Stony Brook	50 52									
314	H	Albany (NY)	56 53	209	H	UMass Lowell	53 66									
345	A	Hartford	64 55	307	A	Vermont	59 51									

Non-Div I Games: Wheaton (MA) 89 44

New Hampshire

Loss, Non-Conf, S Site, H Home A Away N Neutral

New Mexico

Through Games Of March 7, 2020

Average RPI Win:	241	WON-LOST	WINNING	LAST 10	STRENGTH OF	OPP. STRENGTH	TEAM	ADJ.	CONF.	ADJ CONF.
Average RPI Loss:	156	RECORD	PCT. RANK	GAMES	SCHEDULE	OF SCHEDULE	RPI	RPI	RPI	RPI
DIV. I ONLY	14- 17	199	3-7	225	188	230	230	17	17	
DIV. I NON-CONF.	8- 4	90	0	271	166	172	172	20	20	
TOTALS	RPI 1-25	RPI 26-50	W-L RECORDS	RPI 51-100	RPI 101-150	RPI 150+				
14- 17	0- 0	0- 1	OVERALL	0- 6	0- 2	14- 8				
7- 9	0- 0	0- 0	HOME	0- 3	0- 1	7- 5				
6- 6	0- 0	0- 1	AWAY	0- 2	0- 1	6- 2				
1- 2	0- 0	0- 0	NEUTRAL	0- 1	0- 0	1- 1				
8- 4	0- 0	0- 1	NON-CONFERENCE	0- 2	0- 0	8- 1				
5- 2	0- 0	0- 0	HOME	0- 1	0- 0	5- 1				
2- 1	0- 0	0- 1	AWAY	0- 0	0- 0	2- 0				
1- 1	0- 0	0- 0	NEUTRAL	0- 1	0- 0	1- 0				
6- 13	0- 0	0- 0	CONFERENCE	0- 4	0- 2	6- 7				
2- 7	0- 0	0- 0	HOME	0- 2	0- 1	2- 4				
4- 5	0- 0	0- 0	AWAY	0- 2	0- 1	4- 2				
0- 1	0- 0	0- 0	NEUTRAL	0- 0	0- 0	0- 1				

RPI	S	Opponent	Score	RPI	S	Opponent	Score	RPI	S	Opponent	Score	RPI	S	Opponent	Score	Team's RPI: 230
40	A	Arizona St.	47	84	58	H	Ball St.	57	70	145	A	San Jose St.	85	89		
					66	N	West Virginia	60	73	145	H	San Jose St.	80	81		
					69	A	Fresno St.	81	84	162	A	Wyoming	74	71		
					69	H	Fresno St.	78	84	162	H	Wyoming	66	73		
					82	A	Boise St.	82	83	176	N	Missouri	71	68		
					82	H	Boise St.	76	95	180	H	Northern Ariz.	83	76		
										187	H	Providence	86	68		
										215	H	Houston	81	71		
										217	A	UNLV	80	64		
										217	H	UNLV	51	68		
										220	A	UTEP	93	78		
										235	A	Nevada	78	86		
										235	H	Nevada	87	67		
										235	N	Nevada	64	74		
										244	A	San Diego St.	74	75		
										244	H	San Diego St.	58	67		
										271	A	Air Force	75	53		
										271	H	Air Force	66	79		
										280	A	Utah St.	54	52		
										292	H	Colorado St.	73	62		
										294	H	LMU (CA)	72	73		
										311	H	UC Riverside	80	70		
										313	A	New Mexico St.	86	67		
										313	H	New Mexico St.	107	53		
LAST 10 Division I																
		235	N	Nevada	64	74	217	A	UNLV	80	64					
		280	A	Utah St.	54	52	244	H	San Diego St.	58	67					
		271	H	Air Force	66	79	162	A	Wyoming	74	71					
		82	H	Boise St.	76	95	69	H	Fresno St.	78	84					
		235	A	Nevada	78	86	244	A	San Diego St.	74	75					

Non-Div I Games: Northern N.M. 92 44

New Mexico

■ Loss,
 ■ Non-Conf, S Site,
 ■ Home
 ■ Away
 N Neutral

Average RPI Win:	292	WON-LOST	WINNING	LAST 10	STRENGTH OF	OPP. STRENGTH	TEAM	ADJ.	CONF.	ADJ CONF.
Average RPI Loss:	225	RECORD	PCT. RANK	GAMES	SCHEDULE	OF SCHEDULE	RPI	RPI	RPI	RPI
DIV. I ONLY	10- 18	265	4-6	323	335	313	313	31	31	
DIV. I NON-CONF.	2- 10	313	0	259	302	326	326	32	32	
TOTALS	RPI 1-25	RPI 26-50	W-L RECORDS	RPI 51-100	RPI 101-150	RPI 150+				
10- 18	0- 0	0- 1	OVERALL	0- 1	0- 1	10- 15				
7- 7	0- 0	0- 1	HOME	0- 0	0- 0	7- 6				
3- 9	0- 0	0- 0	AWAY	0- 1	0- 0	3- 8				
0- 2	0- 0	0- 0	NEUTRAL	0- 0	0- 1	0- 1				
2- 10	0- 0	0- 1	NON-CONFERENCE	0- 1	0- 1	2- 7				
1- 5	0- 0	0- 1	HOME	0- 0	0- 0	1- 4				
1- 3	0- 0	0- 0	AWAY	0- 1	0- 0	1- 2				
0- 2	0- 0	0- 0	NEUTRAL	0- 0	0- 1	0- 1				
8- 8	0- 0	0- 0	CONFERENCE	0- 0	0- 0	8- 8				
6- 2	0- 0	0- 0	HOME	0- 0	0- 0	6- 2				
2- 6	0- 0	0- 0	AWAY	0- 0	0- 0	2- 6				
0- 0	0- 0	0- 0	NEUTRAL	0- 0	0- 0	0- 0				

RPI S	Opponent	Score	RPI S	Opponent	Score	RPI S	Opponent	Score	RPI S	Opponent	Score	Team's RPI: 313
			40 H	Arizona St.	47 70	86 A	Abilene Christian	54 67	143 N	Western Mich.	76 79	
									175 H	Pepperdine	69 72	
									200 A	UMKC	52 56	
									200 H	UMKC	50 55	
									220 A	UTEP	45 65	
									220 H	UTEP	57 63	
									227 A	Denver	78 75	
									230 A	New Mexico	53 107	
									230 H	New Mexico	67 86	
									241 A	CSU Bakersfield	59 60	
									241 H	CSU Bakersfield	67 62	
									248 A	Grand Canyon	49 60	
									248 H	Grand Canyon	69 58	
									284 A	California Baptist	70 82	
									284 H	California Baptist	57 56	
									291 A	Utah Valley	65 58	
									291 H	Utah Valley	54 58	
									300 A	UTRGV	63 74	
									300 H	UTRGV	76 75	
									306 A	Seattle U	57 67	
									306 H	Seattle U	83 65	
									311 H	UC Riverside	58 60	
									316 N	Georgia St.	51 59	
									327 H	Weber St.	77 47	
									349 A	Chicago St.	73 60	
									349 H	Chicago St.	80 56	
LAST 10 Division I												
			284 A	California Baptist	70 82		306 A	Seattle U	57 67			
			241 H	CSU Bakersfield	67 62		200 H	UMKC	50 55			
			248 H	Grand Canyon	69 58		349 H	Chicago St.	80 56			
			300 A	UTRGV	63 74		248 A	Grand Canyon	49 60			
			291 A	Utah Valley	65 58		241 A	CSU Bakersfield	59 60			

Non-Div I Games: Western N.M. 75 56

New Mexico St.

 Loss,
 Non-Conf, S Site,
 Home
 Away
N Neutral

Average RPI Win:	271	WON-LOST	WINNING	LAST 10	STRENGTH OF	OPP. STRENGTH	TEAM	ADJ.	CONF.	ADJ CONF.
Average RPI Loss:	127	RECORD	PCT. RANK	GAMES	SCHEDULE	OF SCHEDULE	RPI	RPI	RPI	RPI
DIV. I ONLY	15- 12	138	6-4	241	254	172	172	23	23	
DIV. I NON-CONF.	2- 5	259	0	137	87	212	212	24	24	
TOTALS	RPI 1-25	RPI 26-50	W-L RECORDS	RPI 51-100	RPI 101-150	RPI 150+				
15- 12	0- 0	0- 3	OVERALL	1- 4	0- 1	14- 4				
9- 3	0- 0	0- 0	HOME	1- 1	0- 1	8- 1				
6- 9	0- 0	0- 3	AWAY	0- 3	0- 0	6- 3				
0- 0	0- 0	0- 0	NEUTRAL	0- 0	0- 0	0- 0				
2- 5	0- 0	0- 3	NON-CONFERENCE	0- 0	0- 0	2- 2				
1- 1	0- 0	0- 0	HOME	0- 0	0- 0	1- 1				
1- 4	0- 0	0- 3	AWAY	0- 0	0- 0	1- 1				
0- 0	0- 0	0- 0	NEUTRAL	0- 0	0- 0	0- 0				
13- 7	0- 0	0- 0	CONFERENCE	1- 4	0- 1	12- 2				
8- 2	0- 0	0- 0	HOME	1- 1	0- 1	7- 0				
5- 5	0- 0	0- 0	AWAY	0- 3	0- 0	5- 2				
0- 0	0- 0	0- 0	NEUTRAL	0- 0	0- 0	0- 0				

RPI S	Opponent	Score	RPI S	Opponent	Score	RPI S	Opponent	Score	RPI S	Opponent	Score	Team's RPI: 172
31	A Arkansas	52 82	75	A A&M-Corpus Christi	40 43	146	H Sam Houston St.	46 78				
36	A LSU	49 83	75	H A&M-Corpus Christi	53 83	190	H Louisiana	60 65				
49	A Iowa St.	53 71	83	A SFA	47 59	218	H North Dakota	79 73				
			83	H SFA	53 50	238	A Central Ark.	49 37				
			86	A Abilene Christian	62 76	238	H Central Ark.	85 73				
						250	A Texas St.	49 51				
						253	A Southeastern La.	57 73				
						253	H Southeastern La.	58 47				
						255	A Nicholls St.	68 70				
						255	H Nicholls St.	77 65				
						265	A Lamar University	62 57				
						268	A Incarnate Word	67 55				
						268	H Incarnate Word	61 57				
						298	A Ole Miss	69 64				
						315	H Houston Baptist	88 84				
						336	A Northwestern St.	77 63				
						336	H Northwestern St.	82 76				
						347	A McNeese	85 59				
						347	H McNeese	78 59				
LAST 10 Division I												
253	H Southeastern La.	58 47	268	H Incarnate Word	61 57							
336	H Northwestern St.	82 76	238	H Central Ark.	85 73							
255	A Nicholls St.	68 70	83	A SFA	47 59							
75	A A&M-Corpus Christi	40 43	315	H Houston Baptist	88 84							
347	A McNeese	85 59	253	A Southeastern La.	57 73							

Non-Div I Games: Pensacola Christian91 31 Tougaloo 91 69

New Orleans

Loss, Non-Conf, S Site, H Home A Away N Neutral

Niagara

Through Games Of March 7, 2020

Average RPI Win:	301	WON-LOST	WINNING	LAST 10	STRENGTH OF	OPP. STRENGTH	TEAM	ADJ.	CONF.	ADJ CONF.
Average RPI Loss:	177	RECORD	PCT. RANK	GAMES	SCHEDULE	OF SCHEDULE	RPI	RPI	RPI	RPI
DIV. I ONLY	9- 20	281	2-8	254	293	289	289	24	24	
DIV. I NON-CONF.	2- 7	288	0	231	314	291	291	25	25	
TOTALS	RPI 1-25	RPI 26-50	W-L RECORDS	RPI 51-100	RPI 101-150	RPI 150+				
9- 20	0- 0	0- 1	OVERALL	0- 4	0- 2	9- 13				
5- 7	0- 0	0- 0	HOME	0- 2	0- 1	5- 4				
4- 13	0- 0	0- 1	AWAY	0- 2	0- 1	4- 9				
0- 0	0- 0	0- 0	NEUTRAL	0- 0	0- 0	0- 0				
2- 7	0- 0	0- 1	NON-CONFERENCE	0- 0	0- 2	2- 4				
1- 1	0- 0	0- 0	HOME	0- 0	0- 1	1- 0				
1- 6	0- 0	0- 1	AWAY	0- 0	0- 1	1- 4				
0- 0	0- 0	0- 0	NEUTRAL	0- 0	0- 0	0- 0				
7- 13	0- 0	0- 0	CONFERENCE	0- 4	0- 0	7- 9				
4- 6	0- 0	0- 0	HOME	0- 2	0- 0	4- 4				
3- 7	0- 0	0- 0	AWAY	0- 2	0- 0	3- 5				
0- 0	0- 0	0- 0	NEUTRAL	0- 0	0- 0	0- 0				

RPI S	Opponent	Score	RPI S	Opponent	Score	RPI S	Opponent	Score	RPI S	Opponent	Score	Team's RPI: 289
47	A Rutgers	37	87	54	A Marist	57	82	110	H Buffalo	67	81	
				54	H Marist	67	94	111	A Colgate	72	85	
				95	A Rider	75	79	163	A Binghamton	55	74	
				95	H Rider	55	71	183	A Quinnipiac	61	71	
								183	H Quinnipiac	76	82	
								188	A Manhattan	65	68	
								188	H Manhattan	61	75	
								191	A Cornell	59	82	
								228	A Fairfield	49	71	
								228	H Fairfield	65	77	
								254	A Iona	63	57	
								254	H Iona	58	70	
								262	A Howard	42	91	
								278	A Siena	54	59	
								278	H Siena	68	61	
								286	H Oakland	77	63	
								293	A Monmouth	73	70	
								293	H Monmouth	62	61	
								296	A St. Bonaventure	67	71	
								318	A Saint Peter's	68	64	
								318	H Saint Peter's	97	89	
								335	A Coppin St.	82	67	
								337	A Canisius	56	78	
								337	H Canisius	81	62	
LAST 10 Division I												
228	A Fairfield	49	71	183	A Quinnipiac	61	71					
183	H Quinnipiac	76	82	318	A Saint Peter's	68	64					
337	A Canisius	56	78	254	H Iona	58	70					
188	H Manhattan	61	75	228	H Fairfield	65	77					
293	H Monmouth	62	61	54	A Marist	57	82					

Non-Div I Games:

Niagara

■ Loss,
 Non-Conf,
 S Site,
 H Home
 A Away
 N Neutral

Average RPI Win:	290	WON-LOST	WINNING	LAST 10	STRENGTH OF	OPP. STRENGTH	TEAM	ADJ.	CONF.	ADJ CONF.
Average RPI Loss:	139	RECORD	PCT. RANK	GAMES	SCHEDULE	OF SCHEDULE	RPI	RPI	RPI	RPI
DIV. I ONLY	11- 16	229	8-2	279	226	255	255	23	23	
DIV. I NON-CONF.	1- 6	318	0	64	30	252	252	24	24	
TOTALS	RPI 1-25	RPI 26-50	W-L RECORDS	RPI 51-100	RPI 101-150	RPI 150+				
11- 16	0- 2	0- 1	OVERALL	0- 4	0- 3	11- 6				
6- 5	0- 0	0- 0	HOME	0- 2	0- 1	6- 2				
5- 10	0- 2	0- 1	AWAY	0- 2	0- 1	5- 4				
0- 1	0- 0	0- 0	NEUTRAL	0- 0	0- 1	0- 0				
1- 6	0- 2	0- 1	NON-CONFERENCE	0- 1	0- 1	1- 1				
1- 0	0- 0	0- 0	HOME	0- 0	0- 0	1- 0				
0- 5	0- 2	0- 1	AWAY	0- 1	0- 0	0- 1				
0- 1	0- 0	0- 0	NEUTRAL	0- 0	0- 1	0- 0				
10- 10	0- 0	0- 0	CONFERENCE	0- 3	0- 2	10- 5				
5- 5	0- 0	0- 0	HOME	0- 2	0- 1	5- 2				
5- 5	0- 0	0- 0	AWAY	0- 1	0- 1	5- 3				
0- 0	0- 0	0- 0	NEUTRAL	0- 0	0- 0	0- 0				

RPI 1-25				RPI 26-50				RPI 51-100				RPI 101+ Team's RPI: 255			
RPI	S	Opponent	Score	RPI	S	Opponent	Score	RPI	S	Opponent	Score	RPI	S	Opponent	Score
14	A	Indiana	47 111	36	A	LSU	32 63	53	A	Rice	47 71	126	N	North Florida	61 64
17	A	TCU	47 72					75	A	A&M-Corpus Christi	49 55	146	A	Sam Houston St.	71 87
								83	H	SFA	61 78	146	H	Sam Houston St.	77 80
								86	H	Abilene Christian	84 95	158	A	Jacksonville	55 72
												172	A	New Orleans	65 77
												172	H	New Orleans	70 68
												238	A	Central Ark.	67 58
												238	H	Central Ark.	46 53
												253	A	Southeastern La.	67 65
												253	H	Southeastern La.	54 49
												265	A	Lamar University	62 60
												265	H	Lamar University	78 84
												268	A	Incarname Word	51 53
												315	A	Houston Baptist	84 78
												315	H	Houston Baptist	57 53
												336	A	Northwestern St.	54 58
												336	H	Northwestern St.	73 66
												347	A	McNeese	72 53
												347	H	McNeese	79 63
												348	H	La.-Monroe	74 59
LAST 10 Division I															
347	A	McNeese	72 53	253	H	Southeastern La.	54 49								
172	H	New Orleans	70 68	265	A	Lamar University	62 60								
315	H	Houston Baptist	57 53	146	H	Sam Houston St.	77 80								
238	A	Central Ark.	67 58	83	H	SFA	61 78								
336	H	Northwestern St.	73 66	347	H	McNeese	79 63								

Non-Div I Games: Southern-N.O. 94 61 Paul Quinn 101 68

Nicholls St.

Loss, Non-Conf, S Site, H Home A Away N Neutral

Norfolk St.

Through Games Of March 7, 2020

Average RPI Win:	251	WON-LOST	WINNING	LAST 10	STRENGTH OF	OPP. STRENGTH	TEAM	ADJ.	CONF.	ADJ CONF.
Average RPI Loss:	163	RECORD	PCT. RANK	GAMES	SCHEDULE	OF SCHEDULE	RPI	RPI	RPI	RPI
DIV. I ONLY	17- 11	110	6-4	230	319	156	156	29	29	
DIV. I NON-CONF.	5- 7	205	0	87	209	163	163	29	29	
TOTALS	RPI 1-25	RPI 26-50	W-L RECORDS	RPI 51-100	RPI 101-150	RPI 150+				
17- 11	0- 0	0- 0	OVERALL	0- 2	3- 4	14- 5				
9- 4	0- 0	0- 0	HOME	0- 1	1- 1	8- 2				
7- 6	0- 0	0- 0	AWAY	0- 0	1- 3	6- 3				
1- 1	0- 0	0- 0	NEUTRAL	0- 1	1- 0	0- 0				
5- 7	0- 0	0- 0	NON-CONFERENCE	0- 2	2- 3	3- 2				
2- 3	0- 0	0- 0	HOME	0- 1	0- 1	2- 1				
2- 3	0- 0	0- 0	AWAY	0- 0	1- 2	1- 1				
1- 1	0- 0	0- 0	NEUTRAL	0- 1	1- 0	0- 0				
12- 4	0- 0	0- 0	CONFERENCE	0- 0	1- 1	11- 3				
7- 1	0- 0	0- 0	HOME	0- 0	1- 0	6- 1				
5- 3	0- 0	0- 0	AWAY	0- 0	0- 1	5- 2				
0- 0	0- 0	0- 0	NEUTRAL	0- 0	0- 0	0- 0				

RPI 1-25			RPI 26-50			RPI 51-100			RPI 101+ Team's RPI: 156		
RPI	S	Opponent	Score	RPI	S	Opponent	Score	RPI	S	Opponent	Score
						66 N West Virginia	55 72	104 A William & Mary		56 65	
						99 H Liberty	48 67	109 A Bethune-Cookman		62 68	
								109 H Bethune-Cookman		61 51	
								115 H Robert Morris		62 69	
								124 A Richmond		69 77	
								126 N North Florida		57 54	
								140 A Hampton		77 56	
								158 A Jacksonville		71 64	
								160 A N.C. A&T		39 53	
								177 H High Point		72 58	
								194 H La Salle		52 55	
								232 A Morgan St.		55 73	
								232 H Morgan St.		64 57	
								251 A Marshall		69 75	
								262 A Howard		83 80	
								262 H Howard		69 60	
								272 H Longwood		49 46	
								277 A Delaware St.		68 57	
								277 H Delaware St.		65 57	
								295 A N.C. Central		83 75	
								317 H UMES		68 45	
								335 A Coppin St.		85 48	
								335 H Coppin St.		55 57	
								339 A Florida A&M		69 62	
								339 H Florida A&M		59 51	
								350 H South Carolina St.		76 42	
LAST 10 Division I											
						232 A Morgan St.	55 73	335 H Coppin St.		55 57	
						277 A Delaware St.	68 57	232 H Morgan St.		64 57	
						262 H Howard	69 60	277 H Delaware St.		65 57	
						109 A Bethune-Cookman	62 68	295 A N.C. Central		83 75	
						339 A Florida A&M	69 62	160 A N.C. A&T		39 53	

Non-Div I Games: Virginia-Lynchburg 123 48

Norfolk St.

■ Loss,
 ■ Non-Conf,
 ■ S Site,
 ■ Home
 ■ A Away
 N Neutral

Average RPI Win:	239	WON-LOST	WINNING	LAST 10	STRENGTH OF	OPP. STRENGTH	TEAM	ADJ.	CONF.	ADJ CONF.
Average RPI Loss:	124	RECORD	PCT. RANK	GAMES	SCHEDULE	OF SCHEDULE	RPI	RPI	RPI	RPI
DIV. I ONLY	19- 8	59	7-3	325	185	139	139	15	15	
DIV. I NON-CONF.	7- 3	80	0	343	332	211	211	14	14	
TOTALS	RPI 1-25	RPI 26-50	W-L RECORDS	RPI 51-100	RPI 101-150	RPI 150+				
19- 8	0- 1	1- 2	OVERALL	2- 0	1- 1	15- 4				
9- 2	0- 0	0- 1	HOME	1- 0	1- 0	7- 1				
6- 6	0- 1	1- 1	AWAY	1- 0	0- 1	4- 3				
4- 0	0- 0	0- 0	NEUTRAL	0- 0	0- 0	4- 0				
7- 3	0- 1	0- 1	NON-CONFERENCE	0- 0	0- 0	7- 1				
1- 1	0- 0	0- 0	HOME	0- 0	0- 0	1- 1				
2- 2	0- 1	0- 1	AWAY	0- 0	0- 0	2- 0				
4- 0	0- 0	0- 0	NEUTRAL	0- 0	0- 0	4- 0				
12- 5	0- 0	1- 1	CONFERENCE	2- 0	1- 1	8- 3				
8- 1	0- 0	0- 1	HOME	1- 0	1- 0	6- 0				
4- 4	0- 0	1- 0	AWAY	1- 0	0- 1	2- 3				
0- 0	0- 0	0- 0	NEUTRAL	0- 0	0- 0	0- 0				

RPI 1-25			RPI 26-50			RPI 51-100			RPI 101+			Team's RPI: 139
RPI	S	Opponent	Score	RPI	S	Opponent	Score	RPI	S	Opponent	Score	
15	A	Iowa	81 86	37	A	FGCU	61 55	99	A	Liberty	76 71	126 A North Florida 65 67
				37	H	FGCU	63 74	99	H	Liberty	86 75	126 H North Florida 54 51
				49	A	Iowa St.	72 80					158 A Jacksonville 56 67
												158 H Jacksonville 76 65
												161 H Samford 63 79
												222 A Kennesaw St. 56 59
												222 H Kennesaw St. 71 54
												224 A Stetson 60 69
												224 H Stetson 68 57
												224 H Stetson 70 60
												234 N Alabama A&M 80 65
												246 A Lipscomb 84 72
												246 H Lipscomb 91 58
												256 N UC Irvine 88 60
												326 A Alabama St. 81 60
												331 A NJIT 57 55
												331 H NJIT 90 45
												334 A Tennessee St. 88 63
												338 N SIUE 85 67
												350 N South Carolina St. 99 46
												351 H Mississippi Val. 86 60
LAST 10 Division I												
224	H	Stetson	70 60	126	A	North Florida	65 67					
331	H	NJIT	90 45	246	H	Lipscomb	91 58					
37	A	FGCU	61 55	99	H	Liberty	86 75					
222	H	Kennesaw St.	71 54	331	A	NJIT	57 55					
224	A	Stetson	60 69	158	A	Jacksonville	56 67					

Non-Div I Games: Virginia-Lynchburg 128 26 Oakwood 120 38

North Ala.

Loss, Non-Conf, S Site, H Home A Away N Neutral

North Carolina

Through Games Of March 7, 2020

Average RPI Win:	195	WON-LOST	WINNING	LAST 10	STRENGTH OF	OPP. STRENGTH	TEAM	ADJ.	CONF.	ADJ CONF.
Average RPI Loss:	58	RECORD	PCT. RANK	GAMES	SCHEDULE	OF SCHEDULE	RPI	RPI	RPI	RPI
DIV. I ONLY	16- 14	154	2-8	159	42	150	150	5	5	
DIV. I NON-CONF.	9- 2	37	0	338	128	161	161	4	4	
TOTALS	RPI 1-25	RPI 26-50	W-L RECORDS	RPI 51-100	RPI 101-150	RPI 150+				
16- 14	1- 2	0- 5	OVERALL	3- 4	2- 3	10- 0				
11- 5	1- 1	0- 2	HOME	1- 2	1- 0	8- 0				
2- 8	0- 1	0- 3	AWAY	2- 2	0- 2	0- 0				
3- 1	0- 0	0- 0	NEUTRAL	0- 0	1- 1	2- 0				
9- 2	0- 0	0- 0	NON-CONFERENCE	0- 2	1- 0	8- 0				
6- 1	0- 0	0- 0	HOME	0- 1	0- 0	6- 0				
0- 1	0- 0	0- 0	AWAY	0- 1	0- 0	0- 0				
3- 0	0- 0	0- 0	NEUTRAL	0- 0	1- 0	2- 0				
7- 12	1- 2	0- 5	CONFERENCE	3- 2	1- 3	2- 0				
5- 4	1- 1	0- 2	HOME	1- 1	1- 0	2- 0				
2- 7	0- 1	0- 3	AWAY	2- 1	0- 2	0- 0				
0- 1	0- 0	0- 0	NEUTRAL	0- 0	0- 1	0- 0				

RPI S	Opponent	Score	RPI S	Opponent	Score	RPI S	Opponent	Score	RPI S	Opponent	Score	Team's RPI: 150
7	H Louisville	67 74	26	A Duke	61 71	52	H Yale	63 66	113	A Wake Forest	79 82	
21	A NC State	68 76	26	H Duke	54 73	60	A Boston College	75 93	113	N Wake Forest	73 83	
21	H NC State	66 60	27	A Florida St.	64 78	71	A Alabama	77 83	116	N Temple	71 58	
			38	A Virginia Tech	70 76	74	A Virginia	65 47	117	H Miami (FL)	78 58	
			38	H Virginia Tech	63 72	74	H Virginia	78 68	121	A Notre Dame	65 83	
						78	A Georgia Tech	67 60	173	H Elon	76 46	
						100	H Syracuse	56 74	176	N Missouri	82 69	
									203	H Illinois	85 60	
									221	H Clemson	86 72	
									274	N UNCW	85 45	
									285	H Pittsburgh	70 62	
									295	H N.C. Central	92 53	
									320	H Navy	80 40	
									342	H Western Caro.	92 55	
									343	H Charleston So.	85 54	
LAST 10 Division I												
113	N Wake Forest	73 83	100	H Syracuse	56 74							
26	H Duke	54 73	38	H Virginia Tech	63 72							
121	A Notre Dame	65 83	26	A Duke	61 71							
113	A Wake Forest	79 82	221	H Clemson	86 72							
60	A Boston College	75 93	74	H Virginia	78 68							

Non-Div I Games:

North Carolina

■ Loss,
 ■ Non-Conf,
 ■ S Site,
 ■ H Home
 ■ A Away
 N Neutral

North Dakota

Through Games Of March 7, 2020

Average RPI Win:	271	WON-LOST	WINNING	LAST 10	STRENGTH OF	OPP. STRENGTH	TEAM	ADJ.	CONF.	ADJ CONF.
Average RPI Loss:	144	RECORD	PCT. RANK	GAMES	SCHEDULE	OF SCHEDULE	RPI	RPI	RPI	RPI
DIV. I ONLY	13- 15	193	3-7	272	230	218	218	19	19	
DIV. I NON-CONF.	7- 4	100	0	252	313	124	124	18	18	
TOTALS	RPI 1-25	RPI 26-50	W-L RECORDS	RPI 51-100	RPI 101-150	RPI 150+				
13- 15	0- 0	0- 3	OVERALL	0- 4	1- 0	12- 8				
5- 6	0- 0	0- 1	HOME	0- 2	1- 0	4- 3				
8- 8	0- 0	0- 2	AWAY	0- 1	0- 0	8- 5				
0- 1	0- 0	0- 0	NEUTRAL	0- 1	0- 0	0- 0				
7- 4	0- 0	0- 1	NON-CONFERENCE	0- 1	1- 0	6- 2				
2- 1	0- 0	0- 0	HOME	0- 1	1- 0	1- 0				
5- 3	0- 0	0- 1	AWAY	0- 0	0- 0	5- 2				
0- 0	0- 0	0- 0	NEUTRAL	0- 0	0- 0	0- 0				
6- 11	0- 0	0- 2	CONFERENCE	0- 3	0- 0	6- 6				
3- 5	0- 0	0- 1	HOME	0- 1	0- 0	3- 3				
3- 5	0- 0	0- 1	AWAY	0- 1	0- 0	3- 3				
0- 1	0- 0	0- 0	NEUTRAL	0- 1	0- 0	0- 0				

RPI S	Opponent	Score	RPI S	Opponent	Score	RPI S	Opponent	Score	RPI S	Opponent	Score	Team's RPI: 218
28	A Arizona	42 74	70	A South Dakota St.	64 99	135	H Valparaiso	65 63				
32	A South Dakota	47 76	70	H South Dakota St.	61 74	172	A New Orleans	73 79				
32	H South Dakota	46 93	70	N South Dakota St.	43 72	205	A Western Ill.	74 91				
			73	H Illinois St.	58 66	205	H Western Ill.	77 71				
						210	H Rhode Island	67 61				
						211	A Oral Roberts	52 75				
						211	H Oral Roberts	72 86				
						216	A Milwaukee	66 58				
						227	A Denver	90 82				
						227	H Denver	81 91				
						229	A SMU	51 66				
						248	A Grand Canyon	78 76				
						267	A North Dakota St.	82 92				
						267	H North Dakota St.	74 82				
						288	A Ga. Southern	69 56				
						309	A Omaha	71 67				
						309	H Omaha	63 57				
						340	A Purdue Fort Wayne	63 49				
						340	H Purdue Fort Wayne	91 85				
						343	A Charleston So.	73 57				
						350	A South Carolina St.	95 53				
LAST 10 Division I												
70	N South Dakota St.	43 72	205	A Western Ill.	74 91							
32	A South Dakota	47 76	32	H South Dakota	46 93							
309	A Omaha	71 67	211	H Oral Roberts	72 86							
267	H North Dakota St.	74 82	340	A Purdue Fort Wayne	63 49							
70	H South Dakota St.	61 74	205	H Western Ill.	77 71							

Non-Div I Games: Northland 118 35 Mayville St. 83 52

North Dakota

Loss, Non-Conf, S Site, H Home A Away N Neutral

Average RPI Win:	278	WON-LOST	WINNING	LAST 10	STRENGTH OF	OPP. STRENGTH	TEAM	ADJ.	CONF.	ADJ CONF.
Average RPI Loss:	125	RECORD	PCT. RANK	GAMES	SCHEDULE	OF SCHEDULE	RPI	RPI	RPI	RPI
DIV. I ONLY	8- 18	285	6-4	194	155	267	267	19	19	
DIV. I NON-CONF.	1- 9	326	0	144	34	288	288	18	18	
TOTALS	RPI 1-25	RPI 26-50	W-L RECORDS	RPI 51-100	RPI 101-150	RPI 150+				
8- 18	0- 0	0- 4	OVERALL	0- 4	0- 3	8- 7				
4- 9	0- 0	0- 2	HOME	0- 1	0- 2	4- 4				
4- 9	0- 0	0- 2	AWAY	0- 3	0- 1	4- 3				
0- 0	0- 0	0- 0	NEUTRAL	0- 0	0- 0	0- 0				
1- 9	0- 0	0- 2	NON-CONFERENCE	0- 2	0- 3	1- 2				
0- 5	0- 0	0- 1	HOME	0- 0	0- 2	0- 2				
1- 4	0- 0	0- 1	AWAY	0- 2	0- 1	1- 0				
0- 0	0- 0	0- 0	NEUTRAL	0- 0	0- 0	0- 0				
7- 9	0- 0	0- 2	CONFERENCE	0- 2	0- 0	7- 5				
4- 4	0- 0	0- 1	HOME	0- 1	0- 0	4- 2				
3- 5	0- 0	0- 1	AWAY	0- 1	0- 0	3- 3				
0- 0	0- 0	0- 0	NEUTRAL	0- 0	0- 0	0- 0				

RPI 1-25			RPI 26-50			RPI 51-100			RPI 101+ Team's RPI: 267		
RPI	S	Opponent	Score	RPI	S	Opponent	Score	RPI	S	Opponent	Score
				32	A	South Dakota	57 96	51	A	Creighton	59 70
				32	H	South Dakota	36 80	68	A	UNI	63 95
				49	H	Iowa St.	58 86	70	A	South Dakota St.	52 60
				50	A	Bradley	64 70	70	H	South Dakota St.	58 85
LAST 10 Division I											
				309	H	Omaha	67 64	211	H	Oral Roberts	76 80
				70	H	South Dakota St.	58 85	309	A	Omaha	74 65
				218	A	North Dakota	82 74	205	A	Western Ill.	79 86
				32	A	South Dakota	57 96	340	A	Purdue Fort Wayne	58 44
				340	H	Purdue Fort Wayne	74 53	227	H	Denver	85 80

Non-Div I Games: Waldorf 92 26 Mayville St. 97 59

North Dakota St.

North Florida

Through Games Of March 7, 2020

Average RPI Win:	202	WON-LOST	WINNING	LAST 10	STRENGTH OF	OPP. STRENGTH	TEAM	ADJ.	CONF.	ADJ CONF.
Average RPI Loss:	128	RECORD	PCT. RANK	GAMES	SCHEDULE	OF SCHEDULE	RPI	RPI	RPI	RPI
DIV. I ONLY	14- 14	175	4-6	89	175	126	126	15	15	
DIV. I NON-CONF.	5- 6	187	0	36	185	80	80	14	14	
TOTALS	RPI 1-25	RPI 26-50	W-L RECORDS	RPI 51-100	RPI 101-150	RPI 150+				
14- 14	0- 1	0- 3	OVERALL	2- 2	2- 3	10- 5				
5- 4	0- 0	0- 1	HOME	1- 0	2- 0	2- 3				
7- 8	0- 1	0- 2	AWAY	0- 1	0- 3	7- 1				
2- 2	0- 0	0- 0	NEUTRAL	1- 1	0- 0	1- 1				
5- 6	0- 1	0- 1	NON-CONFERENCE	1- 1	1- 2	3- 1				
1- 0	0- 0	0- 0	HOME	0- 0	1- 0	0- 0				
2- 4	0- 1	0- 1	AWAY	0- 0	0- 2	2- 0				
2- 2	0- 0	0- 0	NEUTRAL	1- 1	0- 0	1- 1				
9- 8	0- 0	0- 2	CONFERENCE	1- 1	1- 1	7- 4				
4- 4	0- 0	0- 1	HOME	1- 0	1- 0	2- 3				
5- 4	0- 0	0- 1	AWAY	0- 1	0- 1	5- 1				
0- 0	0- 0	0- 0	NEUTRAL	0- 0	0- 0	0- 0				

RPI S	Opponent	Score	RPI S	Opponent	Score	RPI S	Opponent	Score	RPI S	Opponent	Score	Team's RPI: 126
14	A Indiana	45 72	27	A Florida St.	41 70	54	N Marist	54 69	117	A Miami (FL)	55 78	
			37	A FGCU	65 76	95	N Rider	80 70	128	H Holy Cross	80 60	
			37	H FGCU	50 72	99	A Liberty	54 76	139	A North Ala.	51 54	
						99	H Liberty	65 50	139	H North Ala.	67 65	
									149	A Wisconsin	62 75	
									156	N Norfolk St.	54 57	
									158	A Jacksonville	70 64	
									158	A Jacksonville	77 67	
									158	H Jacksonville	60 69	
									222	A Kennesaw St.	64 55	
									222	H Kennesaw St.	57 33	
									224	A Stetson	62 60	
									224	H Stetson	52 60	
									234	A Alabama A&M	73 64	
									246	A Lipscomb	68 60	
									246	H Lipscomb	66 73	
									255	N Nicholls St.	64 61	
									310	A FIU	64 49	
									331	A NJIT	56 60	
									331	H NJIT	71 48	
LAST 10 Division I												
158	A Jacksonville	77 67	139	H North Ala.	67 65							
224	A Stetson	62 60	331	A NJIT	56 60							
99	A Liberty	54 76	37	A FGCU	65 76							
246	H Lipscomb	66 73	224	H Stetson	52 60							
158	H Jacksonville	60 69	222	H Kennesaw St.	57 33							

Non-Div I Games: Warner 110 46 Edward Waters 80 51

North Florida

Loss, Non-Conf, S Site, H Home A Away N Neutral

North Texas

Through Games Of March 7, 2020

Average RPI Win:	248	WON-LOST	WINNING	LAST 10	STRENGTH OF	OPP. STRENGTH	TEAM	ADJ.	CONF.	ADJ CONF.
Average RPI Loss:	133	RECORD	PCT. RANK	GAMES	SCHEDULE	OF SCHEDULE	RPI	RPI	RPI	RPI
DIV. I ONLY	10- 17	257	3-7	147	168	237	237	13	13	
DIV. I NON-CONF.	4- 5	195	0	188	300	221	221	16	16	
TOTALS	RPI 1-25	RPI 26-50	W-L RECORDS	RPI 51-100	RPI 101-150	RPI 150+				
10- 17	0- 1	1- 4	OVERALL	0- 3	0- 2	9- 7				
7- 6	0- 0	1- 1	HOME	0- 1	0- 2	6- 2				
3- 9	0- 0	0- 2	AWAY	0- 2	0- 0	3- 5				
0- 2	0- 1	0- 1	NEUTRAL	0- 0	0- 0	0- 0				
4- 5	0- 1	0- 1	NON-CONFERENCE	0- 0	0- 1	4- 2				
3- 1	0- 0	0- 0	HOME	0- 0	0- 1	3- 0				
1- 2	0- 0	0- 0	AWAY	0- 0	0- 0	1- 2				
0- 2	0- 1	0- 1	NEUTRAL	0- 0	0- 0	0- 0				
6- 12	0- 0	1- 3	CONFERENCE	0- 3	0- 1	5- 5				
4- 5	0- 0	1- 1	HOME	0- 1	0- 1	3- 2				
2- 7	0- 0	0- 2	AWAY	0- 2	0- 0	2- 3				
0- 0	0- 0	0- 0	NEUTRAL	0- 0	0- 0	0- 0				

RPI 1-25				RPI 26-50				RPI 51-100				RPI 101+ Team's RPI: 237			
RPI	S	Opponent	Score	RPI	S	Opponent	Score	RPI	S	Opponent	Score	RPI	S	Opponent	Score
21	N	NC State	65 76	30	H	Western Ky.	61 54	53	A	Rice	66 69	102	H	UT Arlington	49 68
				33	A	Old Dominion	66 71	53	H	Rice	52 67	103	H	UAB	50 51
				41	N	Texas	57 63	61	A	Charlotte	59 72	190	H	Louisiana	69 66
				45	A	Middle Tenn.	63 74					202	A	Fla. Atlantic	78 84
				45	H	Middle Tenn.	60 80					204	H	Southern Miss.	57 65
												214	A	Hawaii	66 60
												220	A	UTEP	63 67
												220	H	UTEP	68 58
												241	A	CSU Bakersfield	52 61
												251	A	Marshall	77 69
												251	H	Marshall	59 68
												263	H	Louisiana Tech	74 69
												280	A	Utah St.	55 66
												310	A	FIU	56 58
												321	A	UTSA	79 55
												321	H	UTSA	94 55
												323	H	Alcorn	67 31
												348	H	La.-Monroe	63 51
LAST 10 Division I															
				220	H	UTEP	68 58					33	A	Old Dominion	66 71
				45	A	Middle Tenn.	63 74					61	A	Charlotte	59 72
				251	A	Marshall	77 69					103	H	UAB	50 51
				321	H	UTSA	94 55					45	H	Middle Tenn.	60 80
				53	A	Rice	66 69					53	H	Rice	52 67

Non-Div I Games: Mid-Amer. Christian59 61 Xavier (LA) 68 31 Tex. A&M-Texarkana 114 54

North Texas

Loss, Non-Conf, S Site, H Home A Away N Neutral

Northeastern

Through Games Of March 7, 2020

Average RPI Win:	225	WON-LOST	WINNING	LAST 10	STRENGTH OF	OPP. STRENGTH	TEAM	ADJ.	CONF.	ADJ CONF.
Average RPI Loss:	95	RECORD	PCT. RANK	GAMES	SCHEDULE	OF SCHEDULE	RPI	RPI	RPI	RPI
DIV. I ONLY	13- 16	203	4-6	79	135	147	147	14	14	
DIV. I NON-CONF.	4- 7	225	0	27	63	115	115	13	13	
TOTALS	RPI 1-25	RPI 26-50	W-L RECORDS	RPI 51-100	RPI 101-150	RPI 150+				
13- 16	0- 2	0- 6	OVERALL	0- 2	2- 2	11- 4				
8- 6	0- 0	0- 4	HOME	0- 1	1- 0	7- 1				
5- 10	0- 2	0- 2	AWAY	0- 1	1- 2	4- 3				
0- 0	0- 0	0- 0	NEUTRAL	0- 0	0- 0	0- 0				
4- 7	0- 2	0- 2	NON-CONFERENCE	0- 2	1- 1	3- 0				
2- 3	0- 0	0- 2	HOME	0- 1	0- 0	2- 0				
2- 4	0- 2	0- 0	AWAY	0- 1	1- 1	1- 0				
0- 0	0- 0	0- 0	NEUTRAL	0- 0	0- 0	0- 0				
9- 9	0- 0	0- 4	CONFERENCE	0- 0	1- 1	8- 4				
6- 3	0- 0	0- 2	HOME	0- 0	1- 0	5- 1				
3- 6	0- 0	0- 2	AWAY	0- 0	0- 1	3- 3				
0- 0	0- 0	0- 0	NEUTRAL	0- 0	0- 0	0- 0				

RPI	S	Opponent	Score	RPI	S	Opponent	Score	RPI	S	Opponent	Score	RPI	S	Opponent	Score	Team's RPI: 147
2	A	Oregon	47 89	29	A	James Madison	54 67	52	H	Yale	63 78	104	A	William & Mary	64 80	
18	A	Central Mich.	63 79	29	H	James Madison	64 86	89	A	Fordham	58 74	104	H	William & Mary	61 55	
				32	H	South Dakota	76 80					120	A	Harvard	46 44	
				39	A	Drexel	41 50					131	A	Boston U.	56 72	
				39	H	Drexel	51 67					168	A	Maine	66 58	
				43	H	Dayton	60 71					173	A	Elon	69 45	
												173	H	Elon	68 65	
												186	A	Delaware	72 62	
												186	H	Delaware	69 81	
												193	A	Towson	68 81	
												193	H	Towson	66 63	
												260	A	Col. of Charleston	61 66	
												260	H	Col. of Charleston	72 68	
												267	H	North Dakota St.	72 61	
												274	A	UNCW	48 61	
												274	H	UNCW	63 61	
												328	A	Hofstra	62 54	
												328	H	Hofstra	74 51	
												345	H	Hartford	60 47	
LAST 10 Division I																
328	A	Hofstra	62 54	173	A	Elon	69 45									
260	A	Col. of Charleston	61 66	104	A	William & Mary	64 80									
274	A	UNCW	48 61	39	H	Drexel	51 67									
193	H	Towson	66 63	186	H	Delaware	69 81									
29	H	James Madison	64 86	274	H	UNCW	63 61									

Non-Div I Games:

Northeastern

■ Loss,
■ Non-Conf,
■ S Site,
■ H Home
■ A Away
N Neutral

Northern Ariz.

Through Games Of March 7, 2020

Average RPI Win:	245	WON-LOST	WINNING	LAST 10	STRENGTH OF	OPP. STRENGTH	TEAM	ADJ.	CONF.	ADJ CONF.
Average RPI Loss:	143	RECORD	PCT. RANK	GAMES	SCHEDULE	OF SCHEDULE	RPI	RPI	RPI	RPI
DIV. I ONLY	15- 14	162	5-5	203	233	180	180	18	18	
DIV. I NON-CONF.	3- 6	235	0	108	265	190	190	17	17	
TOTALS	RPI 1-25	RPI 26-50	W-L RECORDS	RPI 51-100	RPI 101-150	RPI 150+				
15- 14	0- 1	0- 0	OVERALL	0- 4	3- 0	12- 9				
7- 5	0- 0	0- 0	HOME	0- 1	1- 0	6- 4				
7- 8	0- 0	0- 0	AWAY	0- 3	1- 0	6- 5				
1- 1	0- 1	0- 0	NEUTRAL	0- 0	1- 0	0- 0				
3- 6	0- 1	0- 0	NON-CONFERENCE	0- 2	1- 0	2- 3				
1- 1	0- 0	0- 0	HOME	0- 0	0- 0	1- 1				
1- 4	0- 0	0- 0	AWAY	0- 2	0- 0	1- 2				
1- 1	0- 1	0- 0	NEUTRAL	0- 0	1- 0	0- 0				
12- 8	0- 0	0- 0	CONFERENCE	0- 2	2- 0	10- 6				
6- 4	0- 0	0- 0	HOME	0- 1	1- 0	5- 3				
6- 4	0- 0	0- 0	AWAY	0- 1	1- 0	5- 3				
0- 0	0- 0	0- 0	NEUTRAL	0- 0	0- 0	0- 0				

RPI 1-25			RPI 26-50			RPI 51-100			RPI 101+			Team's RPI: 180
RPI	S	Opponent	Score	RPI	S	Opponent	Score	RPI	S	Opponent	Score	Score
19	N	Oregon St.	57 91					53	A	Rice	57 71	71 70
								67	A	Montana St.	71 73	70 67
								67	H	Montana St.	64 72	67 64
								69	A	Fresno St.	66 83	57 70
												153 A Montana 57 70
												153 H Montana 71 79
												155 H UC Davis 61 71
												178 A Southern Utah 64 82
												178 H Southern Utah 84 76
												181 A Idaho St. 70 59
												181 H Idaho St. 76 79
												195 A Portland St. 54 66
												195 H Portland St. 63 68
												225 A Northern Colo. 71 60
												225 H Northern Colo. 72 45
												230 A New Mexico 76 83
												284 A California Baptist 79 98
												305 A Sacramento St. 85 65
												305 H Sacramento St. 114 107
												306 H Seattle U 88 80
												312 A Eastern Wash. 70 62
												312 H Eastern Wash. 63 58
												315 A Houston Baptist 79 62
												327 A Weber St. 88 82
												327 H Weber St. 92 61
LAST 10 Division I												
195	H	Portland St.	63 68	178	A	Southern Utah	64 82					
67	A	Montana St.	71 73	225	A	Northern Colo.	71 60					
153	A	Montana	57 70	327	H	Weber St.	92 61					
312	H	Eastern Wash.	63 58	181	H	Idaho St.	76 79					
108	H	Idaho	70 67	312	A	Eastern Wash.	70 62					

Non-Div I Games:

Northern Ariz.

■ Loss,
 ■ Non-Conf, S Site,
 ■ Home
 ■ Away
 N Neutral

Northern Colo.

Through Games Of March 7, 2020

Average RPI Win:	248	WON-LOST	WINNING	LAST 10	STRENGTH OF	OPP. STRENGTH	TEAM	ADJ.	CONF.	ADJ CONF.
Average RPI Loss:	156	RECORD	PCT. RANK	GAMES	SCHEDULE	OF SCHEDULE	RPI	RPI	RPI	RPI
DIV. I ONLY	12- 17	223	3-7	226	196	225	225	18	18	
DIV. I NON-CONF.	4- 5	195	0	147	141	145	145	17	17	
TOTALS	RPI 1-25	RPI 26-50	W-L RECORDS	RPI 51-100	RPI 101-150	RPI 150+				
12- 17	0- 2	0- 0	OVERALL	0- 2	0- 2	12- 11				
4- 9	0- 0	0- 0	HOME	0- 1	0- 1	4- 7				
8- 8	0- 2	0- 0	AWAY	0- 1	0- 1	8- 4				
0- 0	0- 0	0- 0	NEUTRAL	0- 0	0- 0	0- 0				
4- 5	0- 2	0- 0	NON-CONFERENCE	0- 0	0- 0	4- 3				
1- 2	0- 0	0- 0	HOME	0- 0	0- 0	1- 2				
3- 3	0- 2	0- 0	AWAY	0- 0	0- 0	3- 1				
0- 0	0- 0	0- 0	NEUTRAL	0- 0	0- 0	0- 0				
8- 12	0- 0	0- 0	CONFERENCE	0- 2	0- 2	8- 8				
3- 7	0- 0	0- 0	HOME	0- 1	0- 1	3- 5				
5- 5	0- 0	0- 0	AWAY	0- 1	0- 1	5- 3				
0- 0	0- 0	0- 0	NEUTRAL	0- 0	0- 0	0- 0				

RPI	S	Opponent	Score	RPI	S	Opponent	Score	RPI	S	Opponent	Score	RPI	S	Opponent	Score	Team's RPI: 225
6	A	Stanford	36 90					67	A	Montana St.	58 91	108	A	Idaho	65 70	
13	A	UCLA	58 92					67	H	Montana St.	63 73	108	H	Idaho	46 57	
												153	A	Montana	67 58	
												153	H	Montana	55 70	
												162	A	Wyoming	46 44	
												178	A	Southern Utah	50 64	
												178	H	Southern Utah	55 68	
												180	A	Northern Ariz.	45 72	
												180	H	Northern Ariz.	60 71	
												181	A	Idaho St.	39 59	
												181	H	Idaho St.	55 71	
												195	A	Portland St.	78 51	
												195	H	Portland St.	77 58	
												207	A	Chattanooga	59 42	
												212	H	San Francisco	83 90	
												227	A	Denver	55 74	
												229	A	SMU	61 52	
												271	H	Air Force	72 62	
												292	H	Colorado St.	58 75	
												305	A	Sacramento St.	73 63	
												305	H	Sacramento St.	90 73	
												312	A	Eastern Wash.	67 61	
												312	H	Eastern Wash.	63 42	
												327	A	Weber St.	69 65	
												327	H	Weber St.	60 65	

LAST 10 Division I

67	H	Montana St.	63 73	178	A	Southern Utah	50 64
153	H	Montana	55 70	305	H	Sacramento St.	90 73
312	A	Eastern Wash.	67 61	180	H	Northern Ariz.	60 71
108	A	Idaho	65 70	195	A	Portland St.	78 51
181	H	Idaho St.	55 71	178	H	Southern Utah	55 68

Non-Div I Games:

Northern Colo.

■ Loss,
 ■ Non-Conf, S Site,
 ■ Home
 ■ Away
 N Neutral

Northern Ill.

Through Games Of March 7, 2020

Average RPI Win:	195	WON-LOST	WINNING	LAST 10	STRENGTH OF	OPP. STRENGTH	TEAM	ADJ.	CONF.	ADJ CONF.
Average RPI Loss:	103	RECORD	PCT. RANK	GAMES	SCHEDULE	OF SCHEDULE	RPI	RPI	RPI	RPI
DIV. I ONLY	11- 18	248	5-5	71	124	174	174	10	10	
DIV. I NON-CONF.	4- 7	225	0	75	191	162	162	10	10	
TOTALS	RPI 1-25	RPI 26-50	W-L RECORDS	RPI 51-100	RPI 101-150	RPI 150+				
11- 18	0- 3	0- 2	OVERALL	1- 5	1- 4	9- 4				
5- 8	0- 2	0- 0	HOME	1- 2	1- 3	3- 1				
5- 9	0- 1	0- 1	AWAY	0- 3	0- 1	5- 3				
1- 1	0- 0	0- 1	NEUTRAL	0- 0	0- 0	1- 0				
4- 7	0- 1	0- 2	NON-CONFERENCE	0- 1	0- 2	4- 1				
1- 3	0- 1	0- 0	HOME	0- 0	0- 2	1- 0				
2- 3	0- 0	0- 1	AWAY	0- 1	0- 0	2- 1				
1- 1	0- 0	0- 1	NEUTRAL	0- 0	0- 0	1- 0				
7- 11	0- 2	0- 0	CONFERENCE	1- 4	1- 2	5- 3				
4- 5	0- 1	0- 0	HOME	1- 2	1- 1	2- 1				
3- 6	0- 1	0- 0	AWAY	0- 2	0- 1	3- 2				
0- 0	0- 0	0- 0	NEUTRAL	0- 0	0- 0	0- 0				

RPI 1-25				RPI 26-50				RPI 51-100				RPI 101+ Team's RPI: 174			
RPI	S	Opponent	Score	RPI	S	Opponent	Score	RPI	S	Opponent	Score	RPI	S	Opponent	Score
18	A	Central Mich.	60 66	32	N	South Dakota	48 91	58	A	Ball St.	89 97	107	H	Southern Ill.	61 80
18	H	Central Mich.	66 70	44	A	Purdue	63 68	58	H	Ball St.	70 62	110	H	Buffalo	64 63
25	H	Drake	49 73					73	A	Illinois St.	66 69	120	H	Harvard	53 59
								85	A	Ohio	67 87	143	A	Western Mich.	50 63
								85	H	Ohio	79 85	143	H	Western Mich.	65 68
								97	H	Kent St.	71 79	164	A	Akron	70 65
												182	A	Eastern Mich.	55 62
												182	H	Eastern Mich.	65 59
												185	A	Toledo	86 79
												185	H	Toledo	51 63
												198	H	Eastern Ill.	61 48
												206	N	Tennessee Tech	82 74
												216	A	Milwaukee	65 78
												226	A	Miami (OH)	64 66
												226	H	Miami (OH)	86 84
												252	A	Bowling Green	92 87
												267	A	North Dakota St.	74 68
												292	A	Colorado St.	80 75
LAST 10 Division I															
185	A	Toledo	86 79	58	A	Ball St.	89 97	143	H	Western Mich.	65 68	226	H	Miami (OH)	86 84
58	H	Ball St.	70 62	252	A	Bowling Green	92 87	18	A	Central Mich.	60 66				
143	A	Western Mich.	50 63												
182	H	Eastern Mich.	65 59												
18	H	Central Mich.	66 70												

Non-Div I Games:

Northern Ill.

■ Loss,
■ Non-Conf,
■ S Site,
■ H Home
■ A Away
N Neutral

Northern Ky.

Through Games Of March 7, 2020

Average RPI Win:	263	WON-LOST	WINNING	LAST 10	STRENGTH OF	OPP. STRENGTH	TEAM	ADJ.	CONF.	ADJ CONF.
Average RPI Loss:	144	RECORD	PCT. RANK	GAMES	SCHEDULE	OF SCHEDULE	RPI	RPI	RPI	RPI
DIV. I ONLY	20- 11	82	8-2	316	228	179	179	22	22	
DIV. I NON-CONF.	6- 5	151	0	305	142	217	217	22	22	
TOTALS	RPI 1-25	RPI 26-50	W-L RECORDS	RPI 51-100	RPI 101-150	RPI 150+				
20- 11	0- 1	0- 0	OVERALL	1- 3	1- 1	18- 6				
12- 4	0- 1	0- 0	HOME	1- 1	1- 0	10- 2				
7- 7	0- 0	0- 0	AWAY	0- 2	0- 1	7- 4				
1- 0	0- 0	0- 0	NEUTRAL	0- 0	0- 0	1- 0				
6- 5	0- 1	0- 0	NON-CONFERENCE	0- 2	0- 0	6- 2				
3- 2	0- 1	0- 0	HOME	0- 1	0- 0	3- 0				
2- 3	0- 0	0- 0	AWAY	0- 1	0- 0	2- 2				
1- 0	0- 0	0- 0	NEUTRAL	0- 0	0- 0	1- 0				
14- 6	0- 0	0- 0	CONFERENCE	1- 1	1- 1	12- 4				
9- 2	0- 0	0- 0	HOME	1- 0	1- 0	7- 2				
5- 4	0- 0	0- 0	AWAY	0- 1	0- 1	5- 2				
0- 0	0- 0	0- 0	NEUTRAL	0- 0	0- 0	0- 0				

RPI 1-25				RPI 26-50				RPI 51-100				RPI 101+ Team's RPI: 179			
RPI	S	Opponent	Score	RPI	S	Opponent	Score	RPI	S	Opponent	Score	RPI	S	Opponent	Score
7	H	Louisville	57 85					56	A	Belmont	45 62	119	A	Green Bay	44 65
								77	A	IUPUI	61 89	119	H	Green Bay	63 43
								77	H	IUPUI	65 62	165	A	Wright St.	69 79
								84	H	Saint Louis	42 67	165	H	Wright St.	55 63
												189	A	Cleveland St.	62 66
												189	H	Cleveland St.	68 73
												216	A	Milwaukee	61 49
												216	H	Milwaukee	78 58
												216	H	Milwaukee	61 37
												238	H	Central Ark.	72 56
												246	A	Lipscomb	69 71
												247	N	Jacksonville St.	66 63
												261	A	Youngstown St.	59 55
												261	H	Youngstown St.	75 56
												270	H	Wofford	80 72
												276	A	Indiana St.	70 68
												286	A	Oakland	67 65
												286	H	Oakland	69 60
												290	A	Eastern Ky.	62 69
												309	H	Omaha	57 40
												310	A	FIU	67 45
												332	A	Detroit Mercy	82 61
												332	H	Detroit Mercy	72 60
												332	H	Detroit Mercy	94 47
												341	A	UIC	88 46
												341	H	UIC	78 35
LAST 10 Division I															
216	H	Milwaukee	78 58	77	H	IUPUI	65 62								
332	H	Detroit Mercy	94 47	341	H	UIC	78 35								
286	A	Oakland	67 65	261	A	Youngstown St.	59 55								
332	A	Detroit Mercy	82 61	189	A	Cleveland St.	62 66								
165	A	Wright St.	69 79	119	H	Green Bay	63 43								

Non-Div I Games:

Northern Ky.

■ Loss,
 ■ Non-Conf, S Site,
 ■ Home
 ■ Away
 N Neutral

Northwestern

Through Games Of March 7, 2020

Average RPI Win:	115	WON-LOST	WINNING	LAST 10	STRENGTH OF	OPP. STRENGTH	TEAM	ADJ.	CONF.	ADJ CONF.
Average RPI Loss:	19	RECORD	PCT. RANK	GAMES	SCHEDULE	OF SCHEDULE	RPI	RPI	RPI	RPI
DIV. I ONLY	26- 4	13	9-1	38	4	12	12	2	2	
DIV. I NON-CONF.	10- 1	20	0	104	19	26	26	2	2	
TOTALS	RPI 1-25	RPI 26-50	W-L RECORDS	RPI 51-100	RPI 101-150	RPI 150+				
26- 4	4- 3	5- 1	OVERALL	3- 0	6- 0	8- 0				
14- 2	1- 2	3- 0	HOME	2- 0	4- 0	4- 0				
10- 1	3- 1	2- 0	AWAY	1- 0	2- 0	2- 0				
2- 1	0- 0	0- 1	NEUTRAL	0- 0	0- 0	2- 0				
10- 1	1- 1	1- 0	NON-CONFERENCE	1- 0	3- 0	4- 0				
6- 1	0- 1	0- 0	HOME	1- 0	3- 0	2- 0				
2- 0	1- 0	1- 0	AWAY	0- 0	0- 0	0- 0				
2- 0	0- 0	0- 0	NEUTRAL	0- 0	0- 0	2- 0				
16- 3	3- 2	4- 1	CONFERENCE	2- 0	3- 0	4- 0				
8- 1	1- 1	3- 0	HOME	1- 0	1- 0	2- 0				
8- 1	2- 1	1- 0	AWAY	1- 0	2- 0	2- 0				
0- 1	0- 0	0- 1	NEUTRAL	0- 0	0- 0	0- 0				

RPI	S	Opponent	Score	RPI	S	Opponent	Score	RPI	S	Opponent	Score	RPI	S	Opponent	Score
3	A	Maryland	61 70	26	A	Duke	63 42	60	H	Boston College	66 63	101	A	Michigan St.	76 48
3	H	Maryland	81 58	34	A	Michigan	66 60	90	H	Nebraska	60 56	101	H	Michigan St.	85 55
14	A	Indiana	71 69	34	H	Michigan	81 73	92	A	Minnesota	56 54	102	H	UT Arlington	74 47
15	H	Iowa	51 77	34	N	Michigan	59 67					111	H	Colgate	73 44
16	A	Ohio St.	69 55	44	H	Purdue	61 56					135	H	Valparaiso	69 48
22	H	DePaul	68 70	47	H	Rutgers	82 65					149	A	Wisconsin	82 66
24	A	Marquette	64 56									166	H	Dartmouth	79 37
												203	A	Illinois	77 50
												203	H	Illinois	75 58
												219	A	Penn St.	82 59
												219	H	Penn St.	85 59
												242	N	East Carolina	64 45
												266	N	Xavier	79 59
												279	H	Loyola Maryland	67 46
LAST 10 Division I															
				34	N	Michigan	59 67	90	H	Nebraska	60 56				
				203	H	Illinois	75 58	34	A	Michigan	66 60				
				16	A	Ohio St.	69 55	101	H	Michigan St.	85 55				
				149	A	Wisconsin	82 66	219	A	Penn St.	82 59				
				47	H	Rutgers	82 65	34	H	Michigan	81 73				

Northwestern

Northwestern

Non-Div I Games:

Northwestern

Loss, Non-Conf, S Site, H Home A Away N Neutral

Average RPI Win:	315	WON-LOST	WINNING	LAST 10	STRENGTH OF	OPP. STRENGTH	TEAM	ADJ.	CONF.	ADJ CONF.
Average RPI Loss:	186	RECORD	PCT. RANK	GAMES	SCHEDULE	OF SCHEDULE	RPI	RPI	RPI	RPI
DIV. I ONLY	5- 21	322	2-8	309	286	336	336	23	23	
DIV. I NON-CONF.	1- 5	313	0	228	257	321	321	24	24	
TOTALS	RPI 1-25	RPI 26-50	W-L RECORDS	RPI 51-100	RPI 101-150	RPI 150+				
5- 21	0- 0	0- 2	OVERALL	0- 4	0- 2	5- 13				
4- 8	0- 0	0- 0	HOME	0- 2	0- 1	4- 5				
1- 13	0- 0	0- 2	AWAY	0- 2	0- 1	1- 8				
0- 0	0- 0	0- 0	NEUTRAL	0- 0	0- 0	0- 0				
1- 5	0- 0	0- 2	NON-CONFERENCE	0- 0	0- 1	1- 2				
1- 1	0- 0	0- 0	HOME	0- 0	0- 0	1- 1				
0- 4	0- 0	0- 2	AWAY	0- 0	0- 1	0- 1				
0- 0	0- 0	0- 0	NEUTRAL	0- 0	0- 0	0- 0				
4- 16	0- 0	0- 0	CONFERENCE	0- 4	0- 1	4- 11				
3- 7	0- 0	0- 0	HOME	0- 2	0- 1	3- 4				
1- 9	0- 0	0- 0	AWAY	0- 2	0- 0	1- 7				
0- 0	0- 0	0- 0	NEUTRAL	0- 0	0- 0	0- 0				

RPI 1-25				RPI 26-50				RPI 51-100				RPI 101+				Team's RPI: 336	
RPI	S	Opponent	Score	RPI	S	Opponent	Score	RPI	S	Opponent	Score	RPI	S	Opponent	Score		
				31	A	Arkansas	39 99	75	H	A&M-Corpus Christi	59 72	133	A	Texas Tech	49 79		
				41	A	Texas	49 91	83	A	SFA	40 89	146	H	Sam Houston St.	69 79		
								83	H	SFA	45 61	154	H	Jackson St.	49 66		
								86	A	Abilene Christian	69 84	172	A	New Orleans	76 82		
												172	H	New Orleans	63 77		
												238	A	Central Ark.	62 80		
												238	H	Central Ark.	44 51		
												253	A	Southeastern La.	41 66		
												253	H	Southeastern La.	56 72		
												255	A	Nicholls St.	66 73		
												255	H	Nicholls St.	58 54		
												265	A	Lamar University	58 61		
												268	A	Incarnate Word	39 76		
												268	H	Incarnate Word	67 69		
												315	A	Houston Baptist	54 46		
												315	H	Houston Baptist	69 60		
												344	H	Grambling	65 61		
												347	A	McNeese	51 61		
												347	H	McNeese	70 60		
												348	A	La.-Monroe	54 63		
LAST 10 Division I																	
				238	A	Central Ark.	62 80	347	H	McNeese	70 60						
				172	A	New Orleans	76 82	268	A	Incarnate Word	39 76						
				253	A	Southeastern La.	41 66	315	A	Houston Baptist	54 46						
				83	H	SFA	45 61	86	A	Abilene Christian	69 84						
				255	A	Nicholls St.	66 73	238	H	Central Ark.	44 51						

Non-Div I Games: LeTourneau 91 61 LSU-Shreveport 63 68 Central Baptist 61 59

Northwestern St.

Loss, Non-Conf, S Site, H Home A Away N Neutral

Notre Dame

Through Games Of March 7, 2020

Average RPI Win:	139	WON-LOST	WINNING	LAST 10	STRENGTH OF	OPP. STRENGTH	TEAM	ADJ.	CONF.	ADJ CONF.
Average RPI Loss:	72	RECORD	PCT. RANK	GAMES	SCHEDULE	OF SCHEDULE	RPI	RPI	RPI	RPI
DIV. I ONLY	13- 18	222	6-4	33	30	121	121	5	5	
DIV. I NON-CONF.	5- 7	205	0	10	11	93	93	4	4	
TOTALS	RPI 1-25	RPI 26-50	W-L RECORDS	RPI 51-100	RPI 101-150	RPI 150+				
13- 18	0- 5	2- 3	OVERALL	4- 7	3- 1	4- 2				
6- 9	0- 3	0- 1	HOME	1- 3	2- 1	3- 1				
6- 6	0- 2	2- 1	AWAY	2- 3	1- 0	1- 0				
1- 3	0- 0	0- 1	NEUTRAL	1- 1	0- 0	0- 1				
5- 7	0- 2	1- 1	NON-CONFERENCE	2- 3	0- 1	2- 0				
2- 4	0- 1	0- 0	HOME	0- 2	0- 1	2- 0				
2- 1	0- 1	1- 0	AWAY	1- 0	0- 0	0- 0				
1- 2	0- 0	0- 1	NEUTRAL	1- 1	0- 0	0- 0				
8- 11	0- 3	1- 2	CONFERENCE	2- 4	3- 0	2- 2				
4- 5	0- 2	0- 1	HOME	1- 1	2- 0	1- 1				
4- 5	0- 1	1- 1	AWAY	1- 3	1- 0	1- 0				
0- 1	0- 0	0- 0	NEUTRAL	0- 0	0- 0	0- 1				

RPI 1-25				RPI 26-50				RPI 51-100				RPI 101+ Team's RPI: 121			
RPI	S	Opponent	Score	RPI	S	Opponent	Score	RPI	S	Opponent	Score	RPI	S	Opponent	Score
5	A	UConn	57 81	26	A	Duke	47 50	60	A	Boston College	55 56	101	H	Michigan St.	69 72
7	A	Louisville	49 82	27	A	Florida St.	70 67	60	H	Boston College	65 75	113	A	Wake Forest	75 71
7	H	Louisville	54 86	34	A	Michigan	76 72	62	N	South Fla.	67 51	117	H	Miami (FL)	76 53
21	H	NC State	56 90	37	N	FGCU	60 69	65	H	Tennessee	63 74	150	H	North Carolina	83 65
22	H	DePaul	94 105	38	H	Virginia Tech	62 68	70	N	South Dakota St.	59 65	185	H	Toledo	54 51
								74	A	Virginia	60 90	221	H	Clemson	55 71
								78	A	Georgia Tech	59 51	279	H	Loyola Maryland	84 60
								89	A	Fordham	60 55	285	A	Pittsburgh	60 52
								92	H	Minnesota	67 75	285	H	Pittsburgh	74 52
								100	A	Syracuse	63 74	285	N	Pittsburgh	65 67
								100	H	Syracuse	72 70				
LAST 10 Division I															
285	N	Pittsburgh	65 67	7	A	Louisville	49 82								
27	A	Florida St.	70 67	60	A	Boston College	55 56								
150	H	North Carolina	83 65	285	H	Pittsburgh	74 52								
100	H	Syracuse	72 70	113	A	Wake Forest	75 71								
38	H	Virginia Tech	62 68	78	A	Georgia Tech	59 51								

Non-Div I Games:

Notre Dame

Loss, Non-Conf, S Site, H Home A Away N Neutral

Average RPI Win: 279	WON-LOST	WINNING	LAST 10	STRENGTH OF	OPP. STRENGTH	TEAM	ADJ.	CONF.	ADJ CONF.
Average RPI Loss: 166	RECORD	PCT. RANK	GAMES	SCHEDULE	OF SCHEDULE	RPI	RPI	RPI	RPI
DIV. I ONLY	9- 19	278	3-7	281	238	286	286	22	22
DIV. I NON-CONF.	3- 6	235	0	283	130	254	254	22	22
TOTALS	RPI 1-25	RPI 26-50	W-L RECORDS	RPI 51-100	RPI 101-150	RPI 150+			
9- 19	0- 1	0- 2	OVERALL	0- 2	1- 2	8- 12			
4- 7	0- 1	0- 1	HOME	0- 1	1- 0	3- 4			
4- 12	0- 0	0- 1	AWAY	0- 1	0- 2	4- 8			
1- 0	0- 0	0- 0	NEUTRAL	0- 0	0- 0	1- 0			
3- 6	0- 1	0- 2	NON-CONFERENCE	0- 0	0- 1	3- 2			
0- 2	0- 1	0- 1	HOME	0- 0	0- 0	0- 0			
2- 4	0- 0	0- 1	AWAY	0- 0	0- 1	2- 2			
1- 0	0- 0	0- 0	NEUTRAL	0- 0	0- 0	1- 0			
6- 13	0- 0	0- 0	CONFERENCE	0- 2	1- 1	5- 10			
4- 5	0- 0	0- 0	HOME	0- 1	1- 0	3- 4			
2- 8	0- 0	0- 0	AWAY	0- 1	0- 1	2- 6			
0- 0	0- 0	0- 0	NEUTRAL	0- 0	0- 0	0- 0			

RPI 1-25				RPI 26-50				RPI 51-100				RPI 101+				Team's RPI: 286
RPI	S	Opponent	Score	RPI	S	Opponent	Score	RPI	S	Opponent	Score	RPI	S	Opponent	Score	
18	H	Central Mich.	47 65	34	A	Michigan	64 79	77	A	IUPUI	41 76	101	A	Michigan St.	56 76	
				50	H	Bradley	58 74	77	H	IUPUI	63 89	119	A	Green Bay	51 76	
												119	H	Green Bay	93 88	
												165	A	Wright St.	66 85	
												165	H	Wright St.	60 77	
												179	A	Northern Ky.	60 69	
												179	H	Northern Ky.	65 67	
												189	A	Cleveland St.	64 83	
												189	H	Cleveland St.	58 79	
												216	A	Milwaukee	67 74	
												216	A	Milwaukee	65 73	
												216	H	Milwaukee	78 62	
												247	N	Jacksonville St.	61 55	
												261	A	Youngstown St.	86 73	
												261	H	Youngstown St.	74 79	
												289	A	Niagara	63 77	
												296	A	St. Bonaventure	66 80	
												310	A	FIU	58 49	
												332	A	Detroit Mercy	71 57	
												332	H	Detroit Mercy	65 60	
												341	A	UIC	64 70	
												341	H	UIC	63 46	
												349	A	Chicago St.	98 70	
LAST 10 Division I																
216	A	Milwaukee	65 73	119	A	Green Bay	51 76									
179	H	Northern Ky.	65 67	216	A	Milwaukee	67 74									
165	H	Wright St.	60 77	77	H	IUPUI	63 89									
261	A	Youngstown St.	86 73	341	H	UIC	63 46									
189	A	Cleveland St.	64 83	332	H	Detroit Mercy	65 60									

Non-Div I Games: Lourdes 72 53 Concordia (MI) 76 42

Oakland

Loss, Non-Conf, S Site, H Home A Away N Neutral

Average RPI Win:	175	WON-LOST	WINNING	LAST 10	STRENGTH OF	OPP. STRENGTH	TEAM	ADJ.	CONF.	ADJ CONF.
Average RPI Loss:	96	RECORD	PCT. RANK	GAMES	SCHEDULE	OF SCHEDULE	RPI	RPI	RPI	RPI
DIV. I ONLY	18- 11	100	5-5	118	83	85	85	10	10	
DIV. I NON-CONF.	7- 4	100	0	134	31	74	74	10	10	
<hr/>										
TOTALS	RPI 1-25	RPI 26-50	W-L RECORDS	RPI 51-100	RPI 101-150	RPI 150+				
18- 11	1- 3	0- 1	OVERALL	3- 3	1- 2	13- 2				
11- 2	0- 1	0- 0	HOME	3- 0	0- 1	8- 0				
6- 8	1- 2	0- 1	AWAY	0- 2	1- 1	4- 2				
1- 1	0- 0	0- 0	NEUTRAL	0- 1	0- 0	1- 0				
7- 4	1- 1	0- 1	NON-CONFERENCE	1- 2	0- 0	5- 0				
4- 0	0- 0	0- 0	HOME	1- 0	0- 0	3- 0				
2- 3	1- 1	0- 1	AWAY	0- 1	0- 0	1- 0				
1- 1	0- 0	0- 0	NEUTRAL	0- 1	0- 0	1- 0				
11- 7	0- 2	0- 0	CONFERENCE	2- 1	1- 2	8- 2				
7- 2	0- 1	0- 0	HOME	2- 0	0- 1	5- 0				
4- 5	0- 1	0- 0	AWAY	0- 1	1- 1	3- 2				
0- 0	0- 0	0- 0	NEUTRAL	0- 0	0- 0	0- 0				

RPI 1-25				RPI 26-50				RPI 51-100				Team's RPI: 85	RPI 101+			
RPI	S	Opponent	Score	RPI	S	Opponent	Score	RPI	S	Opponent	Score		RPI	S	Opponent	Score
16	A	Ohio St.	74 68	41	A	Texas	60 73	58	H	Ball St.	79 71		110	A	Buffalo	76 65
17	A	TCU	72 79					77	H	IUPUI	70 64		110	H	Buffalo	62 63
18	A	Central Mich.	90 92					97	A	Kent St.	77 81		143	A	Western Mich.	72 73
18	H	Central Mich.	71 73					97	H	Kent St.	63 57		164	A	Akron	76 79
								98	N	Butler	55 60		164	H	Akron	70 57
								100	A	Syracuse	54 66		174	A	Northern Ill.	85 79
													174	H	Northern Ill.	87 67
													182	A	Eastern Mich.	75 65
													185	H	Toledo	86 58
													201	H	American	81 69
													207	A	Chattanooga	70 58
													226	A	Miami (OH)	84 70
													226	H	Miami (OH)	92 78
													251	H	Marshall	67 51
													252	A	Bowling Green	68 82
													252	H	Bowling Green	79 69
													268	H	Incarinate Word	78 41
													285	N	Pittsburgh	72 50
<hr/>																
LAST 10 Division I																
226	H	Miami (OH)	92 78	185	H	Toledo	86 58									
97	A	Kent St.	77 81	226	A	Miami (OH)	84 70									
110	H	Buffalo	62 63	97	H	Kent St.	63 57									
252	A	Bowling Green	68 82	182	A	Eastern Mich.	75 65									
164	A	Akron	76 79	18	A	Central Mich.	90 92									

Non-Div I Games:

Ohio

■ Loss,
 ■ Non-Conf,
 ■ S Site,
 ■ H Home
 ■ A Away
 N Neutral

Average RPI Win:	106	WON-LOST	WINNING	LAST 10	STRENGTH OF	OPP. STRENGTH	TEAM	ADJ.	CONF.	ADJ CONF.
Average RPI Loss:	32	RECORD	PCT. RANK	GAMES	SCHEDULE	OF SCHEDULE	RPI	RPI	RPI	RPI
DIV. I ONLY	21- 11	75	8-2	2	10	16	16	2	2	
DIV. I NON-CONF.	7- 4	100	0	3	49	14	14	2	2	
TOTALS	RPI 1-25	RPI 26-50	W-L RECORDS	RPI 51-100	RPI 101-150	RPI 150+				
21- 11	3- 6	3- 3	OVERALL	8- 1	2- 1	5- 0				
8- 5	1- 3	1- 1	HOME	2- 1	1- 0	3- 0				
8- 5	1- 3	1- 1	AWAY	4- 0	0- 1	2- 0				
5- 1	1- 0	1- 1	NEUTRAL	2- 0	1- 0	0- 0				
7- 4	1- 2	0- 1	NON-CONFERENCE	3- 1	1- 0	2- 0				
2- 2	1- 1	0- 0	HOME	0- 1	0- 0	1- 0				
3- 1	0- 1	0- 0	AWAY	2- 0	0- 0	1- 0				
2- 1	0- 0	0- 1	NEUTRAL	1- 0	1- 0	0- 0				
14- 7	2- 4	3- 2	CONFERENCE	5- 0	1- 1	3- 0				
6- 3	0- 2	1- 1	HOME	2- 0	1- 0	2- 0				
5- 4	1- 2	1- 1	AWAY	2- 0	0- 1	1- 0				
3- 0	1- 0	1- 0	NEUTRAL	1- 0	0- 0	0- 0				

RPI	S	Opponent	Score	RPI	S	Opponent	Score	RPI	S	Opponent	Score	RPI	S	Opponent	Score
3	A	Maryland	62 72	32	N	South Dakota	53 68	68	N	UNI	64 46	101	A	Michigan St.	65 68
3	H	Maryland	65 85	34	H	Michigan	78 69	72	A	Cincinnati	78 73	135	N	Valparaiso	89 38
5	H	UConn	62 73	34	N	Michigan	66 60	85	H	Ohio	68 74	149	H	Wisconsin	82 74
6	A	Stanford	52 71	44	A	Purdue	77 56	90	A	Nebraska	80 74	169	H	Radford	70 57
7	H	Louisville	67 60	44	H	Purdue	50 66	90	H	Nebraska	65 52	203	A	Illinois	78 58
12	H	Northwestern	55 69	47	A	Rutgers	57 59	92	A	Minnesota	66 63	203	H	Illinois	77 47
14	A	Indiana	80 76					92	H	Minnesota	99 76	219	H	Penn St.	80 70
15	A	Iowa	68 77					92	N	Minnesota	77 56	305	A	Sacramento St.	104 74
15	N	Iowa	87 66					97	A	Kent St.	75 65				
LAST 10 Division I															
				34	N	Michigan	66 60	47	A	Rutgers	57 59				
				15	N	Iowa	87 66	90	H	Nebraska	65 52				
				92	N	Minnesota	77 56	14	A	Indiana	80 76				
				44	A	Purdue	77 56	92	H	Minnesota	99 76				
				12	H	Northwestern	55 69	149	H	Wisconsin	82 74				

Non-Div I Games:

Ohio St.

■ Loss,
■ Non-Conf, S Site,
■ Home
■ Away
N Neutral

Average RPI Win:	96	WON-LOST	WINNING	LAST 10	STRENGTH OF	OPP. STRENGTH	TEAM	ADJ.	CONF.	ADJ CONF.
Average RPI Loss:	67	RECORD	PCT. RANK	GAMES	SCHEDULE	OF SCHEDULE	RPI	RPI	RPI	RPI
DIV. I ONLY	12- 18	234	2-8	1	38	91	91	3	3	
DIV. I NON-CONF.	7- 5	131	0	5	93	45	45	3	3	
TOTALS	RPI 1-25	RPI 26-50	W-L RECORDS	RPI 51-100	RPI 101-150	RPI 150+				
12- 18	1- 6	2- 4	OVERALL	5- 3	3- 3	1- 2				
9- 8	1- 3	2- 1	HOME	3- 2	2- 2	1- 0				
3- 9	0- 2	0- 3	AWAY	2- 1	1- 1	0- 2				
0- 1	0- 1	0- 0	NEUTRAL	0- 0	0- 0	0- 0				
7- 5	1- 2	1- 1	NON-CONFERENCE	2- 0	2- 0	1- 2				
7- 1	1- 1	1- 0	HOME	2- 0	2- 0	1- 0				
0- 3	0- 0	0- 1	AWAY	0- 0	0- 0	0- 2				
0- 1	0- 1	0- 0	NEUTRAL	0- 0	0- 0	0- 0				
5- 13	0- 4	1- 3	CONFERENCE	3- 3	1- 3	0- 0				
2- 7	0- 2	1- 1	HOME	1- 2	0- 2	0- 0				
3- 6	0- 2	0- 2	AWAY	2- 1	1- 1	0- 0				
0- 0	0- 0	0- 0	NEUTRAL	0- 0	0- 0	0- 0				

RPI 1-25				RPI 26-50				RPI 51-100				RPI 101+			
RPI	S	Opponent	Score	RPI	S	Opponent	Score	RPI	S	Opponent	Score	RPI	S	Opponent	Score
4	A	Baylor	69 101	30	A	Western Ky.	63 74	59	A	Oklahoma St.	77 75	103	H	UAB	82 75
4	H	Baylor	56 77	36	H	LSU	90 68	59	H	Oklahoma St.	69 73	125	A	Kansas	94 82
5	N	UConn	53 97	41	A	Texas	76 86	66	A	West Virginia	73 49	125	H	Kansas	80 83
8	H	Missouri St.	90 96	41	H	Texas	53 70	66	H	West Virginia	68 58	133	A	Texas Tech	84 89
17	A	TCU	71 96	49	A	Iowa St.	59 63	76	A	Kansas St.	74 92	133	H	Texas Tech	94 106
17	H	TCU	63 82	49	H	Iowa St.	81 72	76	H	Kansas St.	85 87	146	H	Sam Houston St.	95 71
25	H	Drake	93 84					83	H	SFA	75 62	167	A	Wichita St.	83 88
								86	H	Abilene Christian	78 65	215	A	Houston	69 85
												303	H	Prairie View	94 48
LAST 10 Division I															
133	H	Texas Tech	94 106	76	H	Kansas St.	85 87								
17	A	TCU	71 96	59	H	Oklahoma St.	69 73								
41	A	Texas	76 86	49	A	Iowa St.	59 63								
125	H	Kansas	80 83	66	H	West Virginia	68 58								
4	A	Baylor	69 101	125	A	Kansas	94 82								

Non-Div I Games:

Oklahoma

■ Loss,
 ■ Non-Conf,
 ■ S Site,
 ■ H Home
 ■ A Away
 N Neutral

Average RPI Win:	140	WON-LOST	WINNING	LAST 10	STRENGTH OF	OPP. STRENGTH	TEAM	ADJ.	CONF.	ADJ CONF.
Average RPI Loss:	45	RECORD	PCT. RANK	GAMES	SCHEDULE	OF SCHEDULE	RPI	RPI	RPI	RPI
DIV. I ONLY	15- 14	162	3-7	7	43	59	59	3	3	
DIV. I NON-CONF.	9- 3	63	0	19	112	24	24	3	3	
TOTALS	RPI 1-25	RPI 26-50	W-L RECORDS	RPI 51-100	RPI 101-150	RPI 150+				
15- 14	0- 7	0- 3	OVERALL	5- 2	5- 2	5- 0				
10- 6	0- 2	0- 2	HOME	2- 2	4- 0	4- 0				
4- 6	0- 3	0- 1	AWAY	3- 0	0- 2	1- 0				
1- 2	0- 2	0- 0	NEUTRAL	0- 0	1- 0	0- 0				
9- 3	0- 3	0- 0	NON-CONFERENCE	1- 0	3- 0	5- 0				
7- 0	0- 0	0- 0	HOME	1- 0	2- 0	4- 0				
1- 1	0- 1	0- 0	AWAY	0- 0	0- 0	1- 0				
1- 2	0- 2	0- 0	NEUTRAL	0- 0	1- 0	0- 0				
6- 11	0- 4	0- 3	CONFERENCE	4- 2	2- 2	0- 0				
3- 6	0- 2	0- 2	HOME	1- 2	2- 0	0- 0				
3- 5	0- 2	0- 1	AWAY	3- 0	0- 2	0- 0				
0- 0	0- 0	0- 0	NEUTRAL	0- 0	0- 0	0- 0				

RPI 1-25				RPI 26-50				RPI 51-100				RPI 101+			
RPI	S	Opponent	Score	RPI	S	Opponent	Score	RPI	S	Opponent	Score	RPI	S	Opponent	Score
2	N	Oregon	72 89	41	H	Texas	56 61	53	H	Rice	69 38	102	N	UT Arlington	60 47
4	A	Baylor	48 94	49	A	Iowa St.	63 74	66	A	West Virginia	57 55	108	H	Idaho	62 47
4	H	Baylor	42 69	49	H	Iowa St.	63 64	66	H	West Virginia	60 57	125	A	Kansas	69 77
7	N	Louisville	48 69					76	A	Kansas St.	70 63	125	H	Kansas	67 49
17	A	TCU	37 49					76	H	Kansas St.	52 62	130	H	Duquesne	84 41
17	H	TCU	68 72					91	A	Oklahoma	73 69	133	A	Texas Tech	79 109
20	A	Texas A&M	62 74					91	H	Oklahoma	75 77	133	H	Texas Tech	74 58
												181	H	Idaho St.	70 52
												211	H	Oral Roberts	78 44
												233	H	Southern U.	72 59
												259	A	Tulsa	78 48
												265	H	Lamar University	74 53
LAST 10 Division I															
76	H	Kansas St.	52 62	91	A	Oklahoma	73 69	66	H	West Virginia	60 57				
125	A	Kansas	69 77	49	A	Iowa St.	63 74	133	A	Texas Tech	79 109				
17	A	TCU	37 49	4	H	Baylor	42 69	17	H	TCU	68 72				

Non-Div I Games:

Oklahoma St.

■ Loss,
■ Non-Conf,
■ S Site,
■ H Home
■ A Away
N Neutral

Old Dominion

Through Games Of March 7, 2020

Average RPI Win:	185	WON-LOST	WINNING	LAST 10	STRENGTH OF	OPP. STRENGTH	TEAM	ADJ.	CONF.	ADJ CONF.
Average RPI Loss:	80	RECORD	PCT. RANK	GAMES	SCHEDULE	OF SCHEDULE	RPI	RPI	RPI	RPI
DIV. I ONLY	24- 6	25	7-3	94	147	33	33	13	13	
DIV. I NON-CONF.	10- 2	29	0	119	175	33	33	16	16	
TOTALS	RPI 1-25	RPI 26-50	W-L RECORDS	RPI 51-100	RPI 101-150	RPI 150+				
24- 6	0- 0	2- 0	OVERALL	2- 4	6- 2	14- 0				
14- 1	0- 0	1- 0	HOME	2- 0	3- 1	8- 0				
9- 5	0- 0	1- 0	AWAY	0- 4	2- 1	6- 0				
1- 0	0- 0	0- 0	NEUTRAL	0- 0	1- 0	0- 0				
10- 2	0- 0	0- 0	NON-CONFERENCE	0- 2	6- 0	4- 0				
6- 0	0- 0	0- 0	HOME	0- 0	3- 0	3- 0				
3- 2	0- 0	0- 0	AWAY	0- 2	2- 0	1- 0				
1- 0	0- 0	0- 0	NEUTRAL	0- 0	1- 0	0- 0				
14- 4	0- 0	2- 0	CONFERENCE	2- 2	0- 2	10- 0				
8- 1	0- 0	1- 0	HOME	2- 0	0- 1	5- 0				
6- 3	0- 0	1- 0	AWAY	0- 2	0- 1	5- 0				
0- 0	0- 0	0- 0	NEUTRAL	0- 0	0- 0	0- 0				

RPI S	Opponent	Score	RPI S	Opponent	Score	Team's RPI: 33	RPI S	Opponent	Score	RPI S	Opponent	Score
			30	H Western Ky.	76 65		53	A Rice	70 73	103	A UAB	65 76
			45	A Middle Tenn.	67 56		53	H Rice	66 59	103	H UAB	61 64
							61	A Charlotte	59 63	104	A William & Mary	69 58
							61	H Charlotte	54 51	108	N Idaho	67 55
							74	A Virginia	53 56	112	A Auburn	89 77
							88	A VCU	49 62	124	H Richmond	73 51
										132	H Campbell	59 44
										140	H Hampton	75 38
										151	H Mt. St. Mary's	85 34
										202	A Fla. Atlantic	75 63
										202	H Fla. Atlantic	60 49
										204	H Southern Miss.	67 50
										220	A UTEP	77 69
										237	H North Texas	71 66
										251	A Marshall	64 54
										251	H Marshall	57 46
										263	H Louisiana Tech	77 61
										282	H Winthrop	68 44
										308	A Cal Poly	61 55
										310	A FIU	66 39
										317	H UMES	48 39
										321	A UTSA	62 43
LAST 10 Division I												
			53	A Rice	70 73		237	H North Texas	71 66			
			103	H UAB	61 64		53	H Rice	66 59			
			202	H Fla. Atlantic	60 49		220	A UTEP	77 69			
			251	A Marshall	64 54		321	A UTSA	62 43			
			61	A Charlotte	59 63		263	H Louisiana Tech	77 61			

Non-Div I Games:

Old Dominion

Loss, Non-Conf, S Site, H Home A Away N Neutral

Average RPI Win:	292	WON-LOST	WINNING	LAST 10	STRENGTH OF	OPP. STRENGTH	TEAM	ADJ.	CONF.	ADJ CONF.
Average RPI Loss:	103	RECORD	PCT. RANK	GAMES	SCHEDULE	OF SCHEDULE	RPI	RPI	RPI	RPI
DIV. I ONLY	7- 23	309	0-10	141	88	298	298	4	4	
DIV. I NON-CONF.	7- 6	161	0	308	349	292	292	5	5	
TOTALS	RPI 1-25	RPI 26-50	W-L RECORDS	RPI 51-100	RPI 101-150	RPI 150+				
7- 23	0- 5	0- 2	OVERALL	0- 5	1- 4	6- 7				
6- 11	0- 3	0- 1	HOME	0- 4	1- 0	5- 3				
0- 10	0- 2	0- 1	AWAY	0- 1	0- 4	0- 2				
1- 2	0- 0	0- 0	NEUTRAL	0- 0	0- 0	1- 2				
7- 6	0- 0	0- 0	NON-CONFERENCE	0- 1	1- 1	6- 4				
6- 3	0- 0	0- 0	HOME	0- 1	1- 0	5- 2				
0- 2	0- 0	0- 0	AWAY	0- 0	0- 1	0- 1				
1- 1	0- 0	0- 0	NEUTRAL	0- 0	0- 0	1- 1				
0- 17	0- 5	0- 2	CONFERENCE	0- 4	0- 3	0- 3				
0- 8	0- 3	0- 1	HOME	0- 3	0- 0	0- 1				
0- 8	0- 2	0- 1	AWAY	0- 1	0- 3	0- 1				
0- 1	0- 0	0- 0	NEUTRAL	0- 0	0- 0	0- 1				

RPI 1-25				RPI 26-50				RPI 51-100				RPI 101+ Team's RPI: 298			
RPI	S	Opponent	Score	RPI	S	Opponent	Score	RPI	S	Opponent	Score	RPI	S	Opponent	Score
1	H	South Carolina	32 87	31	H	Arkansas	64 108	63	H	Georgia	51 58	112	A	Auburn	43 59
10	A	Mississippi St.	39 80	36	A	LSU	44 52	65	A	Tennessee	66 77	127	A	Vanderbilt	47 63
10	H	Mississippi St.	59 84					65	H	Tennessee	28 84	133	A	Texas Tech	48 84
20	A	Texas A&M	35 79					71	H	Alabama	56 57	138	A	Florida	72 74
23	H	Kentucky	52 94					87	H	Southeast Mo. St.	53 70	146	H	Sam Houston St.	75 69
												172	H	New Orleans	64 69
												176	A	Missouri	67 82
												176	H	Missouri	57 71
												176	N	Missouri	53 64
												190	H	Louisiana	42 53
												204	A	Southern Miss.	53 59
												263	H	Louisiana Tech	76 53
												285	N	Pittsburgh	50 58
												288	H	Ga. Southern	69 66
												323	N	Alcorn	73 55
												326	H	Alabama St.	93 66
												348	H	La.-Monroe	66 42
												351	H	Mississippi Val.	72 53
LAST 10 Division I															
176	N	Missouri	53 64	31	H	Arkansas	64 108								
10	H	Mississippi St.	59 84	138	A	Florida	72 74								
65	A	Tennessee	66 77	127	A	Vanderbilt	47 63								
176	A	Missouri	67 82	71	H	Alabama	56 57								
23	H	Kentucky	52 94	1	H	South Carolina	32 87								

Non-Div I Games:

Ole Miss

■ Loss,
 ■ Non-Conf,
 ■ S Site,
 ■ H Home
 ■ A Away
 N Neutral

Average RPI Win:	267	WON-LOST	WINNING	LAST 10	STRENGTH OF	OPP. STRENGTH	TEAM	ADJ.	CONF.	ADJ CONF.
Average RPI Loss:	156	RECORD	PCT. RANK	GAMES	SCHEDULE	OF SCHEDULE	RPI	RPI	RPI	RPI
DIV. I ONLY	5- 23	323	1-9	134	260	309	309	19	19	
DIV. I NON-CONF.	3- 8	268	0	93	319	256	256	18	18	
TOTALS	RPI 1-25	RPI 26-50	W-L RECORDS	RPI 51-100	RPI 101-150	RPI 150+				
5- 23	0- 0	0- 3	OVERALL	0- 6	0- 1	5- 13				
3- 10	0- 0	0- 1	HOME	0- 3	0- 0	3- 6				
1- 11	0- 0	0- 1	AWAY	0- 2	0- 1	1- 7				
1- 2	0- 0	0- 1	NEUTRAL	0- 1	0- 0	1- 0				
3- 8	0- 0	0- 0	NON-CONFERENCE	0- 4	0- 1	3- 3				
2- 3	0- 0	0- 0	HOME	0- 2	0- 0	2- 1				
0- 4	0- 0	0- 0	AWAY	0- 1	0- 1	0- 2				
1- 1	0- 0	0- 0	NEUTRAL	0- 1	0- 0	1- 0				
2- 15	0- 0	0- 3	CONFERENCE	0- 2	0- 0	2- 10				
1- 7	0- 0	0- 1	HOME	0- 1	0- 0	1- 5				
1- 7	0- 0	0- 1	AWAY	0- 1	0- 0	1- 5				
0- 1	0- 0	0- 1	NEUTRAL	0- 0	0- 0	0- 0				

RPI S	Opponent	Score	RPI S	Opponent	Score	RPI S	Opponent	Score	RPI S	Opponent	Score	Team's RPI: 309
32	A South Dakota	44 77	32	H South Dakota	39 71	51	H Creighton	54 67	125	A Kansas	48 63	
32	H South Dakota		32	N South Dakota	40 99	68	H UNI	45 81	179	A Northern Ky.	40 57	
						70	A South Dakota St.	59 69	189	H Cleveland St.	66 79	
						70	H South Dakota St.	51 68	198	A Eastern Ill.	52 65	
						76	A Kansas St.	48 73	200	H UMKC	57 53	
						88	N VCU	66 74	205	A Western Ill.	66 79	
									205	H Western Ill.	69 83	
									211	A Oral Roberts	57 84	
									211	H Oral Roberts	60 54	
									218	A North Dakota	57 63	
									218	H North Dakota	67 71	
									227	A Denver	60 66	
									227	H Denver	80 86	
									232	H Morgan St.	70 64	
									267	A North Dakota St.	64 67	
									267	H North Dakota St.	65 74	
									340	A Purdue Fort Wayne	65 51	
									340	H Purdue Fort Wayne	57 58	
									351	N Mississippi Val.	78 70	
LAST 10 Division I												
32	N South Dakota	40 99	227	H Denver	80 86							
267	A North Dakota St.	64 67	211	A Oral Roberts	57 84							
218	H North Dakota	67 71	70	A South Dakota St.	59 69							
340	A Purdue Fort Wayne	65 51	267	H North Dakota St.	65 74							
205	A Western Ill.	66 79	32	H South Dakota	39 71							

Non-Div I Games: Peru St. 92 58 Graceland (IA) 85 46

Omaha

Oral Roberts

Through Games Of March 7, 2020

Average RPI Win:	246	WON-LOST	WINNING	LAST 10	STRENGTH OF	OPP. STRENGTH	TEAM	ADJ.	CONF.	ADJ CONF.
Average RPI Loss:	137	RECORD	PCT. RANK	GAMES	SCHEDULE	OF SCHEDULE	RPI	RPI	RPI	RPI
DIV. I ONLY	12- 15	208	6-4	227	158	211	211	19	19	
DIV. I NON-CONF.	3- 8	268	0	193	59	270	270	18	18	
TOTALS	RPI 1-25	RPI 26-50	W-L RECORDS	RPI 51-100	RPI 101-150	RPI 150+				
12- 15	0- 0	0- 3	OVERALL	0- 5	1- 1	11- 6				
9- 3	0- 0	0- 1	HOME	0- 1	1- 0	8- 1				
3- 12	0- 0	0- 2	AWAY	0- 4	0- 1	3- 5				
0- 0	0- 0	0- 0	NEUTRAL	0- 0	0- 0	0- 0				
3- 8	0- 0	0- 1	NON-CONFERENCE	0- 3	1- 1	2- 3				
3- 1	0- 0	0- 0	HOME	0- 0	1- 0	2- 1				
0- 7	0- 0	0- 1	AWAY	0- 3	0- 1	0- 2				
0- 0	0- 0	0- 0	NEUTRAL	0- 0	0- 0	0- 0				
9- 7	0- 0	0- 2	CONFERENCE	0- 2	0- 0	9- 3				
6- 2	0- 0	0- 1	HOME	0- 1	0- 0	6- 0				
3- 5	0- 0	0- 1	AWAY	0- 1	0- 0	3- 3				
0- 0	0- 0	0- 0	NEUTRAL	0- 0	0- 0	0- 0				

RPI S	Opponent	Score	RPI S	Opponent	Score	RPI S	Opponent	Score	RPI S	Opponent	Score	Team's RPI: 211
31	A Arkansas	64 96	59	A Oklahoma St.	44 78	106	A Utah	58 78				
32	A South Dakota	56 79	70	A South Dakota St.	44 58	146	H Sam Houston St.	64 41				
32	H South Dakota	73 77	70	H South Dakota St.	61 76	167	H Wichita St.	79 66				
			76	A Kansas St.	69 109	178	A Southern Utah	58 72				
			90	A Nebraska	67 77	205	A Western Ill.	61 75				
						205	H Western Ill.	71 60				
						218	A North Dakota	86 72				
						218	H North Dakota	75 52				
						227	A Denver	79 91				
						227	H Denver	84 72				
						250	H Texas St.	63 57				
						259	A Tulsa	65 67				
						267	A North Dakota St.	80 76				
						267	H North Dakota St.	70 62				
						309	A Omaha	54 60				
						309	H Omaha	84 57				
						315	H Houston Baptist	73 74				
						340	A Purdue Fort Wayne	79 73				
						340	H Purdue Fort Wayne	96 59				
LAST 10 Division I												
340	H Purdue Fort Wayne	96 59	267	A North Dakota St.	80 76							
205	H Western Ill.	71 60	218	A North Dakota	86 72							
227	A Denver	79 91	70	H South Dakota St.	61 76							
32	H South Dakota	73 77	227	H Denver	84 72							
309	H Omaha	84 57	32	A South Dakota	56 79							

Non-Div I Games: Rogers St. 80 40 Cent. Christian (KS114 60

Oral Roberts

Loss, Non-Conf, S Site, H Home A Away N Neutral

Average RPI Win:	94	WON-LOST	WINNING	LAST 10	STRENGTH OF	OPP. STRENGTH	TEAM	ADJ.	CONF.	ADJ CONF.
Average RPI Loss:	24	RECORD	PCT. RANK	GAMES	SCHEDULE	OF SCHEDULE	RPI	RPI	RPI	RPI
DIV. I ONLY	30- 2	4	10-0	10	9	2	2	1	1	
DIV. I NON-CONF.	11- 1	13	0	54	32	9	9	1	1	
TOTALS	RPI 1-25	RPI 26-50	W-L RECORDS	RPI 51-100	RPI 101-150	RPI 150+				
30- 2	6- 1	4- 1	OVERALL	7- 0	10- 0	3- 0				
15- 0	2- 0	2- 0	HOME	3- 0	6- 0	2- 0				
11- 1	4- 0	1- 1	AWAY	3- 0	2- 0	1- 0				
4- 1	0- 1	1- 0	NEUTRAL	1- 0	2- 0	0- 0				
11- 1	1- 1	0- 0	NON-CONFERENCE	4- 0	3- 0	3- 0				
6- 0	0- 0	0- 0	HOME	2- 0	2- 0	2- 0				
3- 0	1- 0	0- 0	AWAY	1- 0	0- 0	1- 0				
2- 1	0- 1	0- 0	NEUTRAL	1- 0	1- 0	0- 0				
19- 1	5- 0	4- 1	CONFERENCE	3- 0	7- 0	0- 0				
9- 0	2- 0	2- 0	HOME	1- 0	4- 0	0- 0				
8- 1	3- 0	1- 1	AWAY	2- 0	2- 0	0- 0				
2- 0	0- 0	1- 0	NEUTRAL	0- 0	1- 0	0- 0				

RPI	S	Opponent	Score	RPI	S	Opponent	Score	RPI	S	Opponent	Score	RPI	S	Opponent	Score
5	A	UConn	74 56	28	A	Arizona	71 64	59	N	Oklahoma St.	89 72	102	N	UT Arlington	91 54
6	A	Stanford	74 66	28	H	Arizona	85 52	70	H	South Dakota St.	95 56	105	H	Washington St.	88 57
6	H	Stanford	87 55	28	N	Arizona	88 70	76	H	Kansas St.	89 51	106	A	Utah	90 63
7	N	Louisville	62 72	40	A	Arizona St.	66 72	79	A	Southern California	93 67	106	H	Utah	88 51
13	A	UCLA	80 66	40	H	Arizona St.	79 48	94	A	Colorado	101 53	106	N	Utah	79 59
19	A	Oregon St.	66 57					94	H	Colorado	104 46	123	A	California	93 61
19	H	Oregon St.	76 64					100	A	Syracuse	81 64	123	H	California	105 55
												134	H	Texas Southern	99 63
												142	H	Washington	92 56
												147	H	Northeastern	89 47
												275	A	Long Beach St.	81 45
												280	H	Utah St.	109 52
												311	H	UC Riverside	84 41
LAST 10 Division I															
		28	N	Arizona	88	70				123	A	California	93	61	
		106	N	Utah	79	59				79	A	Southern California	93	67	
		142	H	Washington	92	56				13	A	UCLA	80	66	
		105	H	Washington St.	88	57				40	H	Arizona St.	79	48	
		6	A	Stanford	74	66				28	H	Arizona	85	52	

Non-Div I Games:

Oregon

■ Loss,
■ Non-Conf,
■ S Site,
■ H Home
■ A Away
N Neutral

Oregon St.

Through Games Of March 7, 2020

Average RPI Win:	126	WON-LOST	WINNING	LAST 10	STRENGTH OF	OPP. STRENGTH	TEAM	ADJ.	CONF.	ADJ CONF.
Average RPI Loss:	20	RECORD	PCT. RANK	GAMES	SCHEDULE	OF SCHEDULE	RPI	RPI	RPI	RPI
DIV. I ONLY	23- 9	53	5-5	13	19	19	19	1	1	
DIV. I NON-CONF.	12- 0	1	0	48	154	6	6	1	1	
TOTALS	RPI 1-25	RPI 26-50	W-L RECORDS	RPI 51-100	RPI 101-150	RPI 150+				
23- 9	2- 6	2- 2	OVERALL	4- 1	9- 0	6- 0				
14- 3	2- 2	1- 1	HOME	1- 0	5- 0	5- 0				
5- 5	0- 3	1- 1	AWAY	1- 1	3- 0	0- 0				
4- 1	0- 1	0- 0	NEUTRAL	2- 0	1- 0	1- 0				
12- 0	2- 0	0- 0	NON-CONFERENCE	2- 0	2- 0	6- 0				
8- 0	2- 0	0- 0	HOME	0- 0	1- 0	5- 0				
1- 0	0- 0	0- 0	AWAY	0- 0	1- 0	0- 0				
3- 0	0- 0	0- 0	NEUTRAL	2- 0	0- 0	1- 0				
11- 9	0- 6	2- 2	CONFERENCE	2- 1	7- 0	0- 0				
6- 3	0- 2	1- 1	HOME	1- 0	4- 0	0- 0				
4- 5	0- 3	1- 1	AWAY	1- 1	2- 0	0- 0				
1- 1	0- 1	0- 0	NEUTRAL	0- 0	1- 0	0- 0				

RPI	S	Opponent	Score	RPI	S	Opponent	Score	RPI	S	Opponent	Score	RPI	S	Opponent	Score
2	A	Oregon	64 76	28	A	Arizona	63 61	79	A	Southern California	66 72	105	H	Washington St.	73 58
2	H	Oregon	57 66	28	H	Arizona	58 65	93	N	BYU	65 34	105	N	Washington St.	82 55
6	A	Stanford	60 63	40	A	Arizona St.	47 55	94	A	Colorado	79 52	106	A	Utah	77 65
6	H	Stanford	58 61	40	H	Arizona St.	64 62	94	H	Colorado	72 60	106	H	Utah	77 48
6	N	Stanford	57 68					99	N	Liberty	68 55	117	A	Miami (FL)	75 53
8	H	Missouri St.	80 69									123	A	California	76 63
13	A	UCLA	74 83									123	H	California	81 44
22	H	DePaul	98 77									136	H	Pacific	69 57
												142	H	Washington	75 61
												178	H	Southern Utah	95 45
												180	N	Northern Ariz.	91 57
												214	H	Hawaii	64 32
												241	H	CSU Bakersfield	69 50
												256	H	UC Irvine	86 57
												280	H	Utah St.	75 46
LAST 10 Division I															
6	N	Stanford	57 68	6	A	Stanford	60 63								
105	N	Washington St.	82 55	13	A	UCLA	74 83								
105	H	Washington St.	73 58	79	A	Southern California	66 72								
142	H	Washington	75 61	28	H	Arizona	58 65								
123	A	California	76 63	40	H	Arizona St.	64 62								

Non-Div I Games:

Oregon St.

■ Loss,
 ■ Non-Conf, S Site,
 ■ Home
 ■ Away
 N Neutral

Pacific

Through Games Of March 7, 2020

Average RPI Win:	215	WON-LOST	WINNING	LAST 10	STRENGTH OF	OPP. STRENGTH	TEAM	ADJ.	CONF.	ADJ CONF.
Average RPI Loss:	114	RECORD	PCT. RANK	GAMES	SCHEDULE	OF SCHEDULE	RPI	RPI	RPI	RPI
DIV. I ONLY	17- 14	147	5-5	144	120	136	136	11	11	
DIV. I NON-CONF.	7- 4	100	0	191	183	102	102	11	11	
TOTALS	RPI 1-25	RPI 26-50	W-L RECORDS	RPI 51-100	RPI 101-150	RPI 150+				
17- 14	0- 4	1- 0	OVERALL	0- 2	2- 3	14- 5				
9- 4	0- 1	0- 0	HOME	0- 1	1- 1	8- 1				
6- 8	0- 3	1- 0	AWAY	0- 1	1- 1	4- 3				
2- 2	0- 0	0- 0	NEUTRAL	0- 0	0- 1	2- 1				
7- 4	0- 2	1- 0	NON-CONFERENCE	0- 0	0- 0	6- 2				
4- 0	0- 0	0- 0	HOME	0- 0	0- 0	4- 0				
2- 3	0- 2	1- 0	AWAY	0- 0	0- 0	1- 1				
1- 1	0- 0	0- 0	NEUTRAL	0- 0	0- 0	1- 1				
10- 10	0- 2	0- 0	CONFERENCE	0- 2	2- 3	8- 3				
5- 4	0- 1	0- 0	HOME	0- 1	1- 1	4- 1				
4- 5	0- 1	0- 0	AWAY	0- 1	1- 1	3- 2				
1- 1	0- 0	0- 0	NEUTRAL	0- 0	0- 1	1- 0				

RPI 1-25				RPI 26-50				RPI 51-100				RPI 101+ Team's RPI: 136			
RPI	S	Opponent	Score	RPI	S	Opponent	Score	RPI	S	Opponent	Score	RPI	S	Opponent	Score
9	A	Gonzaga	67 68	39	A	Drexel	58 51	93	A	BYU	54 65	114	A	San Diego	61 66
9	H	Gonzaga	65 83					93	H	BYU	66 76	114	H	San Diego	64 66
13	A	UCLA	57 68									129	A	Portland	77 73
19	A	Oregon St.	57 69									129	H	Portland	77 70
												129	N	Portland	69 76
												175	A	Pepperdine	54 59
												175	H	Pepperdine	64 63
												185	N	Toledo	65 66
												192	A	Santa Clara	65 75
												192	H	Santa Clara	71 69
												192	N	Santa Clara	67 49
												199	A	Saint Mary's (CA)	68 66
												199	H	Saint Mary's (CA)	65 53
												200	H	UMKC	89 60
												212	A	San Francisco	84 61
												212	H	San Francisco	61 67
												229	H	SMU	77 49
												241	A	CSU Bakersfield	70 80
												245	A	UC Santa Barbara	63 53
												276	H	Indiana St.	83 66
												294	A	LMU (CA)	87 70
												294	H	LMU (CA)	76 67
												319	N	St. Francis Brooklyn	71 62
												327	H	Weber St.	76 53
LAST 10 Division I															
129	N	Portland	69 76	93	A	BYU	54 65	114	A	San Diego	61 66	129	H	Portland	77 70
192	N	Santa Clara	67 49					9	H	Gonzaga	65 83	294	A	LMU (CA)	87 70
192	H	Santa Clara	71 69												
212	H	San Francisco	61 67												
199	H	Saint Mary's (CA)	65 53												

Non-Div I Games:

Pacific

■ Loss,
 ■ Non-Conf,
 ■ S Site,
 ■ H Home
 ■ A Away
 N Neutral

Average RPI Win:	194	WON-LOST	WINNING	LAST 10	STRENGTH OF	OPP. STRENGTH	TEAM	ADJ.	CONF.	ADJ CONF.
Average RPI Loss:	59	RECORD	PCT. RANK	GAMES	SCHEDULE	OF SCHEDULE	RPI	RPI	RPI	RPI
DIV. I ONLY	19- 7	48	8-2	152	86	57	57	7	7	
DIV. I NON-CONF.	9- 3	63	0	309	94	105	105	8	8	
TOTALS	RPI 1-25	RPI 26-50	W-L RECORDS	RPI 51-100	RPI 101-150	RPI 150+				
19- 7	0- 2	1- 1	OVERALL	1- 2	3- 2	14- 0				
10- 2	0- 1	1- 0	HOME	0- 1	2- 0	7- 0				
9- 5	0- 1	0- 1	AWAY	1- 1	1- 2	7- 0				
0- 0	0- 0	0- 0	NEUTRAL	0- 0	0- 0	0- 0				
9- 3	0- 0	1- 1	NON-CONFERENCE	0- 1	0- 1	8- 0				
5- 0	0- 0	1- 0	HOME	0- 0	0- 0	4- 0				
4- 3	0- 0	0- 1	AWAY	0- 1	0- 1	4- 0				
0- 0	0- 0	0- 0	NEUTRAL	0- 0	0- 0	0- 0				
10- 4	0- 2	0- 0	CONFERENCE	1- 1	3- 1	6- 0				
5- 2	0- 1	0- 0	HOME	0- 1	2- 0	3- 0				
5- 2	0- 1	0- 0	AWAY	1- 0	1- 1	3- 0				
0- 0	0- 0	0- 0	NEUTRAL	0- 0	0- 0	0- 0				

RPI 1-25				RPI 26-50				RPI 51-100				Team's RPI: 57	RPI 101+			
RPI	S	Opponent	Score	RPI	S	Opponent	Score	RPI	S	Opponent	Score		RPI	S	Opponent	Score
11	A	Princeton	44 80	26	A	Duke	50 66	52	A	Yale	53 51		116	A	Temple	72 76
11	H	Princeton	55 75	39	H	Drexel	53 49	52	H	Yale	54 71		118	A	Columbia	51 36
								79	A	Villanova	58 70		118	H	Columbia	86 84
													120	A	Harvard	51 58
													120	H	Harvard	70 48
													166	A	Dartmouth	66 33
													166	H	Dartmouth	67 31
													191	A	Cornell	67 46
													191	H	Cornell	63 41
													194	A	La Salle	65 49
													214	A	Hawaii	70 55
													222	A	Brown	85 73
													222	H	Brown	74 60
													224	H	Stetson	81 41
													236	A	Saint Joseph's	55 45
													254	H	Iona	74 42
													278	H	Siena	92 44
													331	A	NJIT	85 51
													345	H	Hartford	74 46
LAST 10 Division I																
118	A	Columbia	51 36	120	H	Harvard	70 48									
191	A	Cornell	67 46	166	H	Dartmouth	67 31									
222	H	Brown	74 60	52	A	Yale	53 51									
52	H	Yale	54 71	222	A	Brown	85 73									
11	A	Princeton	44 80	191	H	Cornell	63 41									

Non-Div I Games: Chaminade 90 39

Penn

Average RPI Win:	212	WON-LOST	WINNING	LAST 10	STRENGTH OF	OPP. STRENGTH	TEAM	ADJ.	CONF.	ADJ CONF.
Average RPI Loss:	80	RECORD	PCT. RANK	GAMES	SCHEDULE	OF SCHEDULE	RPI	RPI	RPI	RPI
DIV. I ONLY	7- 23	309	0-10	35	56	219	219	2	2	
DIV. I NON-CONF.	6- 5	151	0	201	275	210	210	2	2	
TOTALS	RPI 1-25	RPI 26-50	W-L RECORDS	RPI 51-100	RPI 101-150	RPI 150+				
7- 23	0- 8	0- 5	OVERALL	1- 4	1- 2	5- 4				
5- 11	0- 4	0- 2	HOME	1- 2	1- 0	3- 3				
1- 10	0- 4	0- 3	AWAY	0- 1	0- 2	1- 0				
1- 2	0- 0	0- 0	NEUTRAL	0- 1	0- 0	1- 1				
6- 5	0- 1	0- 0	NON-CONFERENCE	1- 1	0- 0	5- 3				
4- 3	0- 0	0- 0	HOME	1- 1	0- 0	3- 2				
1- 1	0- 1	0- 0	AWAY	0- 0	0- 0	1- 0				
1- 1	0- 0	0- 0	NEUTRAL	0- 0	0- 0	1- 1				
1- 18	0- 7	0- 5	CONFERENCE	0- 3	1- 2	0- 1				
1- 8	0- 4	0- 2	HOME	0- 1	1- 0	0- 1				
0- 9	0- 3	0- 3	AWAY	0- 1	0- 2	0- 0				
0- 1	0- 0	0- 0	NEUTRAL	0- 1	0- 0	0- 0				

RPI	S	Opponent	Score	RPI	S	Opponent	Score	RPI	S	Opponent	Score	RPI	S	Opponent	Score	Team's RPI: 219
3	H	Maryland	69 106	34	A	Michigan	48 82	89	H	Fordham	72 59	101	A	Michigan St.	80 99	
11	A	Princeton	55 72	34	H	Michigan	66 80	90	A	Nebraska	58 75	101	H	Michigan St.	86 73	
12	A	Northwestern	59 85	44	A	Purdue	68 81	92	H	Minnesota	74 81	149	A	Wisconsin	65 71	
12	H	Northwestern	59 82	47	A	Rutgers	39 72	92	N	Minnesota	65 85	193	A	Towson	73 67	
14	H	Indiana	60 76	47	H	Rutgers	57 62	95	H	Rider	70 78	194	H	La Salle	67 69	
15	A	Iowa	57 100									203	H	Illinois	66 70	
15	H	Iowa	66 77									221	H	Clemson	68 55	
16	A	Ohio St.	70 80									249	H	George Mason	68 78	
												275	N	Long Beach St.	56 64	
												285	H	Pittsburgh	78 73	
												295	N	N.C. Central	92 68	
												299	H	Sacred Heart	88 65	
LAST 10 Division I																
92	N	Minnesota	65 85	90	A	Nebraska	58 75									
101	A	Michigan St.	80 99	203	H	Illinois	66 70									
34	H	Michigan	66 80	47	A	Rutgers	39 72									
15	A	Iowa	57 100	12	H	Northwestern	59 82									
3	H	Maryland	69 106	15	H	Iowa	66 77									

Non-Div I Games:

Penn St.

■ Loss,
■ Non-Conf,
■ S Site,
■ H Home
■ A Away
N Neutral

Pepperdine

Through Games Of March 7, 2020

Average RPI Win:	209	WON-LOST	WINNING	LAST 10	STRENGTH OF	OPP. STRENGTH	TEAM	ADJ.	CONF.	ADJ CONF.
Average RPI Loss:	130	RECORD	PCT. RANK	GAMES	SCHEDULE	OF SCHEDULE	RPI	RPI	RPI	RPI
DIV. I ONLY	14- 14	175	6-4	184	116	175	175	11	11	
DIV. I NON-CONF.	4- 4	164	0	303	204	244	244	11	11	
TOTALS	RPI 1-25	RPI 26-50	W-L RECORDS	RPI 51-100	RPI 101-150	RPI 150+				
14- 14	0- 2	0- 0	OVERALL	1- 3	2- 5	11- 4				
7- 6	0- 1	0- 0	HOME	0- 1	2- 1	5- 3				
5- 8	0- 1	0- 0	AWAY	0- 2	0- 4	5- 1				
2- 0	0- 0	0- 0	NEUTRAL	1- 0	0- 0	1- 0				
4- 4	0- 0	0- 0	NON-CONFERENCE	0- 1	0- 1	4- 2				
2- 2	0- 0	0- 0	HOME	0- 0	0- 0	2- 2				
2- 2	0- 0	0- 0	AWAY	0- 1	0- 1	2- 0				
0- 0	0- 0	0- 0	NEUTRAL	0- 0	0- 0	0- 0				
10- 10	0- 2	0- 0	CONFERENCE	1- 2	2- 4	7- 2				
5- 4	0- 1	0- 0	HOME	0- 1	2- 1	3- 1				
3- 6	0- 1	0- 0	AWAY	0- 1	0- 3	3- 1				
2- 0	0- 0	0- 0	NEUTRAL	1- 0	0- 0	1- 0				

RPI 1-25				RPI 26-50				RPI 51-100				RPI 101+ Team's RPI: 175			
RPI	S	Opponent	Score	RPI	S	Opponent	Score	RPI	S	Opponent	Score	RPI	S	Opponent	Score
9	A	Gonzaga	36 70					82	A	Boise St.	74 76	105	A	Washington St.	48 85
9	H	Gonzaga	50 64					93	A	BYU	64 66	114	A	San Diego	58 62
								93	H	BYU	47 65	114	H	San Diego	73 57
								93	N	BYU	62 51	129	A	Portland	67 69
												129	H	Portland	62 64
												136	A	Pacific	63 64
												136	H	Pacific	59 54
												155	H	UC Davis	70 67
												192	A	Santa Clara	79 61
												192	H	Santa Clara	79 71
												199	A	Saint Mary's (CA)	78 85
												199	H	Saint Mary's (CA)	73 64
												199	N	Saint Mary's (CA)	87 72
												212	A	San Francisco	70 64
												212	H	San Francisco	82 70
												214	H	Hawaii	51 52
												217	H	UNLV	44 69
												294	A	LMU (CA)	77 66
												294	H	LMU (CA)	77 84
												308	H	Cal Poly	63 53
												312	A	Eastern Wash.	53 52
												313	A	New Mexico St.	72 69
LAST 10 Division I															
				93	N	BYU	62 51					129	H	Portland	62 64
				199	N	Saint Mary's (CA)	87 72					294	A	LMU (CA)	77 66
				114	A	San Diego	58 62					192	A	Santa Clara	79 61
				93	A	BYU	64 66					212	A	San Francisco	70 64
				9	H	Gonzaga	50 64					199	H	Saint Mary's (CA)	73 64

Non-Div I Games: Concordia (CA) 76 57 Cal St. L.A. 79 56

Pepperdine

Loss, Non-Conf, S Site, H Home A Away N Neutral

Pittsburgh

Through Games Of March 7, 2020

Average RPI Win:	236	WON-LOST	WINNING	LAST 10	STRENGTH OF	OPP. STRENGTH	TEAM	ADJ.	CONF.	ADJ CONF.
Average RPI Loss:	97	RECORD	PCT. RANK	GAMES	SCHEDULE	OF SCHEDULE	RPI	RPI	RPI	RPI
DIV. I ONLY	5- 26	327	1-9	100	64	285	285	5	5	
DIV. I NON-CONF.	3- 8	268	0	254	217	309	309	4	4	
TOTALS	RPI 1-25	RPI 26-50	W-L RECORDS	RPI 51-100	RPI 101-150	RPI 150+				
5- 26	0- 3	0- 4	OVERALL	0- 10	2- 5	3- 4				
3- 12	0- 2	0- 2	HOME	0- 4	1- 2	2- 2				
0- 12	0- 1	0- 2	AWAY	0- 4	0- 3	0- 2				
2- 2	0- 0	0- 0	NEUTRAL	0- 2	1- 0	1- 0				
3- 8	0- 0	0- 1	NON-CONFERENCE	0- 3	0- 1	3- 3				
2- 4	0- 0	0- 0	HOME	0- 1	0- 1	2- 2				
0- 3	0- 0	0- 1	AWAY	0- 1	0- 0	0- 1				
1- 1	0- 0	0- 0	NEUTRAL	0- 1	0- 0	1- 0				
2- 18	0- 3	0- 3	CONFERENCE	0- 7	2- 4	0- 1				
1- 8	0- 2	0- 2	HOME	0- 3	1- 1	0- 0				
0- 9	0- 1	0- 1	AWAY	0- 3	0- 3	0- 1				
1- 1	0- 0	0- 0	NEUTRAL	0- 1	1- 0	0- 0				

RPI S	Opponent	Score	RPI S	Opponent	Score	RPI S	Opponent	Score	RPI S	Opponent	Score	Team's RPI: 285
7	A Louisville	49 83	26	H Duke	56 73	60	A Boston College	59 70	113	H Wake Forest	53 48	
7	H Louisville	47 79	27	H Florida St.	41 66	60	H Boston College	70 79	117	A Miami (FL)	54 73	
21	H NC State	44 88	35	A UCF	58 74	72	A Cincinnati	53 69	121	A Notre Dame	52 74	
			38	A Virginia Tech	56 68	74	A Virginia	55 66	121	H Notre Dame	52 60	
						78	H Georgia Tech	48 77	121	N Notre Dame	67 65	
						78	N Georgia Tech	58 68	130	H Duquesne	62 81	
						81	H Stony Brook	56 59	150	A North Carolina	62 70	
						85	N Ohio	50 72	219	A Penn St.	73 78	
						100	A Syracuse	53 71	221	A Clemson	67 75	
						100	H Syracuse	51 69	226	H Miami (OH)	71 80	
									258	H Georgetown	56 66	
									298	N Ole Miss	58 50	
									302	H Fairleigh Dickinson	69 60	
									346	H Central Conn. St.	81 73	
LAST 10 Division I												
78	N Georgia Tech	58 68	60	A Boston College	59 70							
121	N Notre Dame	67 65	100	A Syracuse	53 71							
117	A Miami (FL)	54 73	26	H Duke	56 73							
74	A Virginia	55 66	121	A Notre Dame	52 74							
7	H Louisville	47 79	78	H Georgia Tech	48 77							

Non-Div I Games:

Pittsburgh

■ Loss,
 ■ Non-Conf,
 ■ S Site,
 ■ Home
 ■ A Away
 N Neutral

Average RPI Win:	210	WON-LOST	WINNING	LAST 10	STRENGTH OF	OPP. STRENGTH	TEAM	ADJ.	CONF.	ADJ CONF.
Average RPI Loss:	120	RECORD	PCT. RANK	GAMES	SCHEDULE	OF SCHEDULE	RPI	RPI	RPI	RPI
DIV. I ONLY	17- 11	110	6-4	158	146	129	129	11	11	
DIV. I NON-CONF.	5- 4	140	0	241	312	199	199	11	11	
TOTALS	RPI 1-25	RPI 26-50	W-L RECORDS	RPI 51-100	RPI 101-150	RPI 150+				
17- 11	0- 2	0- 0	OVERALL	2- 2	1- 4	14- 3				
7- 7	0- 1	0- 0	HOME	1- 2	0- 2	6- 2				
9- 4	0- 1	0- 0	AWAY	1- 0	0- 2	8- 1				
1- 0	0- 0	0- 0	NEUTRAL	0- 0	1- 0	0- 0				
5- 4	0- 0	0- 0	NON-CONFERENCE	1- 1	0- 0	4- 3				
2- 3	0- 0	0- 0	HOME	1- 1	0- 0	1- 2				
3- 1	0- 0	0- 0	AWAY	0- 0	0- 0	3- 1				
0- 0	0- 0	0- 0	NEUTRAL	0- 0	0- 0	0- 0				
12- 7	0- 2	0- 0	CONFERENCE	1- 1	1- 4	10- 0				
5- 4	0- 1	0- 0	HOME	0- 1	0- 2	5- 0				
6- 3	0- 1	0- 0	AWAY	1- 0	0- 2	5- 0				
1- 0	0- 0	0- 0	NEUTRAL	0- 0	1- 0	0- 0				

RPI 1-25				RPI 26-50				RPI 51-100				RPI 101+ Team's RPI: 129			
RPI	S	Opponent	Score	RPI	S	Opponent	Score	RPI	S	Opponent	Score	RPI	S	Opponent	Score
9	A	Gonzaga	57 62					69	H	Fresno St.	75 64	114	A	San Diego	55 74
9	H	Gonzaga	42 56					86	H	Abilene Christian	69 76	114	H	San Diego	58 62
								93	A	BYU	57 48	136	A	Pacific	70 77
								93	H	BYU	54 66	136	H	Pacific	73 77
												136	N	Pacific	76 69
												152	H	Loyola Chicago	64 78
												175	A	Pepperdine	64 62
												175	H	Pepperdine	69 67
												192	A	Santa Clara	80 77
												192	H	Santa Clara	84 62
												195	H	Portland St.	71 77
												199	A	Saint Mary's (CA)	72 53
												199	H	Saint Mary's (CA)	78 65
												212	A	San Francisco	73 66
												212	H	San Francisco	69 49
												248	H	Grand Canyon	73 41
												271	A	Air Force	72 56
												280	A	Utah St.	70 64
												281	A	CSUN	64 73
												294	A	LMU (CA)	89 78
												294	H	LMU (CA)	74 49
												327	A	Weber St.	78 59
LAST 10 Division I															
				136	N	Pacific	76 69					192	H	Santa Clara	84 62
				9	H	Gonzaga	42 56					136	A	Pacific	70 77
				294	A	LMU (CA)	89 78					199	A	Saint Mary's (CA)	72 53
				175	A	Pepperdine	64 62					114	H	San Diego	58 62
				212	H	San Francisco	69 49					93	H	BYU	54 66

Non-Div I Games: Warner Pacific 78 36 Willamette 82 42

Portland

Loss, Non-Conf, S Site, H Home A Away N Neutral

Average RPI Win: 221		WON-LOST	WINNING	LAST 10	STRENGTH OF	OPP. STRENGTH	TEAM	ADJ.	CONF.	ADJ CONF.
Average RPI Loss: 173		RECORD	PCT. RANK	GAMES	SCHEDULE	OF SCHEDULE	RPI	RPI	RPI	RPI
DIV. I ONLY		14- 15	184	3-7	198	253	195	195	18	18
DIV. I NON-CONF.		5- 4	140	0	76	324	97	97	17	17
TOTALS		RPI 1-25	RPI 26-50	W-L RECORDS	RPI 51-100	RPI 101-150	RPI 150+			
14- 15	0- 0		0- 0	OVERALL	0- 4	2- 1	12- 10			
7- 6	0- 0		0- 0	HOME	0- 2	1- 0	6- 4			
7- 8	0- 0		0- 0	AWAY	0- 2	1- 1	6- 5			
0- 1	0- 0		0- 0	NEUTRAL	0- 0	0- 0	0- 1			
5- 4	0- 0		0- 0	NON-CONFERENCE	0- 2	1- 0	4- 2			
2- 1	0- 0		0- 0	HOME	0- 1	0- 0	2- 0			
3- 2	0- 0		0- 0	AWAY	0- 1	1- 0	2- 1			
0- 1	0- 0		0- 0	NEUTRAL	0- 0	0- 0	0- 1			
9- 11	0- 0		0- 0	CONFERENCE	0- 2	1- 1	8- 8			
5- 5	0- 0		0- 0	HOME	0- 1	1- 0	4- 4			
4- 6	0- 0		0- 0	AWAY	0- 1	0- 1	4- 4			
0- 0	0- 0		0- 0	NEUTRAL	0- 0	0- 0	0- 0			

[illegible]

Non-Div I Games:	Multnomah	104	48
------------------	-----------	-----	----

Portland St.

■ Loss, ■ Non-Conf, S Site, H Home A Away N Neutral

Prairie View

Through Games Of March 7, 2020

Average RPI Win:	285	WON-LOST	WINNING	LAST 10	STRENGTH OF	OPP. STRENGTH	TEAM	ADJ.	CONF.	ADJ CONF.
Average RPI Loss:	178	RECORD	PCT. RANK	GAMES	SCHEDULE	OF SCHEDULE	RPI	RPI	RPI	RPI
DIV. I ONLY	9- 18	274	5-5	303	327	303	303	32	32	
DIV. I NON-CONF.	0- 9	338	0	72	12	296	296	31	31	
TOTALS	RPI 1-25	RPI 26-50	W-L RECORDS	RPI 51-100	RPI 101-150	RPI 150+				
9- 18	0- 1	0- 1	OVERALL	0- 3	1- 4	8- 9				
6- 4	0- 0	0- 0	HOME	0- 0	1- 1	5- 3				
3- 12	0- 1	0- 1	AWAY	0- 2	0- 3	3- 5				
0- 2	0- 0	0- 0	NEUTRAL	0- 1	0- 0	0- 1				
0- 9	0- 1	0- 1	NON-CONFERENCE	0- 3	0- 3	0- 1				
0- 1	0- 0	0- 0	HOME	0- 0	0- 1	0- 0				
0- 6	0- 1	0- 1	AWAY	0- 2	0- 2	0- 0				
0- 2	0- 0	0- 0	NEUTRAL	0- 1	0- 0	0- 1				
9- 9	0- 0	0- 0	CONFERENCE	0- 0	1- 1	8- 8				
6- 3	0- 0	0- 0	HOME	0- 0	1- 0	5- 3				
3- 6	0- 0	0- 0	AWAY	0- 0	0- 1	3- 5				
0- 0	0- 0	0- 0	NEUTRAL	0- 0	0- 0	0- 0				

RPI 1-25			RPI 26-50			RPI 51-100			RPI 101+ Team's RPI: 303		
RPI	S	Opponent	Score	RPI	S	Opponent	Score	RPI	S	Opponent	Score
20	A	Texas A&M	38 80	28	A	Arizona	48 83	53	A	Rice	55 77
								75	N	A&M-Corpus Christi	52 64
								91	A	Oklahoma	48 94
								133	A	Texas Tech	48 82
								134	A	Texas Southern	65 88
								134	H	Texas Southern	50 47
								138	H	Florida	44 51
								149	A	Wisconsin	42 68
								154	A	Jackson St.	49 53
								154	H	Jackson St.	62 52
								226	N	Miami (OH)	52 65
								233	A	Southern U.	51 63
								233	H	Southern U.	48 68
								234	A	Alabama A&M	44 54
								234	H	Alabama A&M	60 53
								323	A	Alcorn	39 77
								323	H	Alcorn	63 68
								326	A	Alabama St.	62 59
								326	H	Alabama St.	52 61
								329	A	Ark.-Pine Bluff	54 69
								329	H	Ark.-Pine Bluff	61 51
								344	A	Grambling	67 54
								344	H	Grambling	65 58
								351	A	Mississippi Val.	89 72
								351	H	Mississippi Val.	81 47
LAST 10 Division I											
233	A	Southern U.	51 63	329	A	Ark.-Pine Bluff	54 69				
323	A	Alcorn	39 77	154	H	Jackson St.	62 52				
234	H	Alabama A&M	60 53	344	H	Grambling	65 58				
326	H	Alabama St.	52 61	134	H	Texas Southern	50 47				
351	A	Mississippi Val.	89 72	234	A	Alabama A&M	44 54				

Non-Div I Games: Huston-Tillotson 79 60 Wiley 75 42 Tex. A&M-Kingsville 85 55

Prairie View

Loss, Non-Conf, S Site, H Home A Away N Neutral

Presbyterian

Through Games Of March 7, 2020

Average RPI Win:	277	WON-LOST	WINNING	LAST 10	STRENGTH OF	OPP. STRENGTH	TEAM	ADJ.	CONF.	ADJ CONF.
Average RPI Loss:	199	RECORD	PCT. RANK	GAMES	SCHEDULE	OF SCHEDULE	RPI	RPI	RPI	RPI
DIV. I ONLY	9- 18	274	4-6	305	307	301	301	25	25	
DIV. I NON-CONF.	2- 5	259	0	330	251	315	315	28	28	
TOTALS	RPI 1-25	RPI 26-50	W-L RECORDS	RPI 51-100	RPI 101-150	RPI 150+				
9- 18	0- 0	0- 0	OVERALL	0- 1	0- 5	9- 12				
5- 7	0- 0	0- 0	HOME	0- 0	0- 2	5- 5				
4- 11	0- 0	0- 0	AWAY	0- 1	0- 3	4- 7				
0- 0	0- 0	0- 0	NEUTRAL	0- 0	0- 0	0- 0				
2- 5	0- 0	0- 0	NON-CONFERENCE	0- 1	0- 1	2- 3				
1- 1	0- 0	0- 0	HOME	0- 0	0- 0	1- 1				
1- 4	0- 0	0- 0	AWAY	0- 1	0- 1	1- 2				
0- 0	0- 0	0- 0	NEUTRAL	0- 0	0- 0	0- 0				
7- 13	0- 0	0- 0	CONFERENCE	0- 0	0- 4	7- 9				
4- 6	0- 0	0- 0	HOME	0- 0	0- 2	4- 4				
3- 7	0- 0	0- 0	AWAY	0- 0	0- 2	3- 5				
0- 0	0- 0	0- 0	NEUTRAL	0- 0	0- 0	0- 0				

RPI S	Opponent	Score	RPI S	Opponent	Score	RPI S	Opponent	Score	RPI S	Opponent	Score	Team's RPI: 301
						66	A West Virginia	40 56	132	A Campbell	42 56	
									132	H Campbell	47 53	
									138	A Florida	46 60	
									140	A Hampton	53 67	
									140	H Hampton	42 71	
									157	A Gardner-Webb	56 53	
									157	H Gardner-Webb	64 49	
									169	A Radford	42 54	
									169	H Radford	39 65	
									177	A High Point	55 60	
									177	H High Point	71 79	
									203	A Illinois	52 71	
									257	A UNC Asheville	39 54	
									257	H UNC Asheville	48 64	
									260	H Col. of Charleston	58 54	
									270	A Wofford	60 67	
									272	A Longwood	82 77	
									272	H Longwood	60 71	
									274	H UNCW	60 70	
									282	A Winthrop	54 61	
									282	H Winthrop	88 54	
									325	A USC Upstate	60 70	
									325	H USC Upstate	55 42	
									343	A Charleston So.	67 46	
									343	H Charleston So.	76 53	
									350	A South Carolina St.	70 49	
LAST 10 Division I												
			282	H Winthrop	88 54				343	H Charleston So.	76 53	
			132	A Campbell	42 56				257	H UNC Asheville	48 64	
			177	H High Point	71 79				272	A Longwood	82 77	
			140	A Hampton	53 67				325	A USC Upstate	60 70	
			157	H Gardner-Webb	64 49				169	H Radford	39 65	

Non-Div I Games: William Peace 72 35 Brevard 74 45

Presbyterian

Loss, Non-Conf, S Site, H Home A Away N Neutral

Average RPI Win: 152		WON-LOST	WINNING	LAST 10	STRENGTH OF	OPP. STRENGTH	TEAM	ADJ.	CONF.	ADJ CONF.
Average RPI Loss: 15		RECORD	PCT. RANK	GAMES	SCHEDULE	OF SCHEDULE	RPI	RPI	RPI	RPI
DIV. I ONLY		26- 1	3	10-0	81	96	11	11	7	7
DIV. I NON-CONF.		12- 1	10	0	146	103	22	22	8	8
TOTALS		RPI 1-25	RPI 26-50	W-L RECORDS	RPI 51-100	RPI 101-150	RPI 150+			
26- 1	0- 1		1- 0	OVERALL	8- 0	5- 0	12- 0			
14- 0	0- 0		1- 0	HOME	3- 0	2- 0	8- 0			
12- 1	0- 1		0- 0	AWAY	5- 0	3- 0	4- 0			
0- 0	0- 0		0- 0	NEUTRAL	0- 0	0- 0	0- 0			
12- 1	0- 1		1- 0	NON-CONFERENCE	4- 0	1- 0	6- 0			
7- 0	0- 0		1- 0	HOME	1- 0	0- 0	5- 0			
5- 1	0- 1		0- 0	AWAY	3- 0	1- 0	1- 0			
0- 0	0- 0		0- 0	NEUTRAL	0- 0	0- 0	0- 0			
14- 0	0- 0		0- 0	CONFERENCE	4- 0	4- 0	6- 0			
7- 0	0- 0		0- 0	HOME	2- 0	2- 0	3- 0			
7- 0	0- 0		0- 0	AWAY	2- 0	2- 0	3- 0			
0- 0	0- 0		0- 0	NEUTRAL	0- 0	0- 0	0- 0			

RPI	S	Opponent	Score	RPI	S	Opponent	Score	RPI	S	Opponent	Score	RPI	S	Opponent	Score
15	A	Iowa	75 77	37	H	FGCU	67 53	52	A	Yale	55 39	118	A	Columbia	77 52
								52	H	Yale	64 49	118	H	Columbia	77 55
								54	A	Marist	62 50	120	A	Harvard	60 46
								57	A	Penn	75 55	120	H	Harvard	66 45
								57	H	Penn	80 44	144	A	George Washington	75 50
								64	A	Seton Hall	78 76	166	A	Dartmouth	66 34
								84	A	Saint Louis	66 50	166	H	Dartmouth	87 55
								95	H	Rider	80 47	176	A	Missouri	68 33
												191	A	Cornell	69 50
												191	H	Cornell	60 29
												219	H	Penn St.	72 55
												222	A	Brown	85 48
												222	H	Brown	81 39
												264	H	New Hampshire	77 37
												293	H	Monmouth	52 40
												319	H	St. Francis Brooklyn	76 44
												345	H	Hartford	73 42
LAST 10 Division I															
191	A	Cornell	69 50	166	H	Dartmouth	87 55								
118	A	Columbia	77 52	120	H	Harvard	66 45								
52	H	Yale	64 49	222	A	Brown	85 48								
222	H	Brown	81 39	52	A	Yale	55 39								
57	H	Penn	80 44	118	H	Columbia	77 55								

Non-Div I Games:

Princeton

■ Loss,
■ Non-Conf,
S Site,
H Home
A Away
N Neutral

Providence

Through Games Of March 7, 2020

Average RPI Win:	217	WON-LOST	WINNING	LAST 10	STRENGTH OF	OPP. STRENGTH	TEAM	ADJ.	CONF.	ADJ CONF.
Average RPI Loss:	85	RECORD	PCT. RANK	GAMES	SCHEDULE	OF SCHEDULE	RPI	RPI	RPI	RPI
DIV. I ONLY	13- 19	233	3-7	153	79	187	187	6	6	
DIV. I NON-CONF.	9- 3	63	0	249	240	88	88	6	6	
TOTALS	RPI 1-25	RPI 26-50	W-L RECORDS	RPI 51-100	RPI 101-150	RPI 150+				
13- 19	0- 5	0- 0	OVERALL	2- 11	2- 0	9- 3				
5- 6	0- 2	0- 0	HOME	2- 4	0- 0	3- 0				
5- 12	0- 3	0- 0	AWAY	0- 6	2- 0	3- 3				
3- 1	0- 0	0- 0	NEUTRAL	0- 1	0- 0	3- 0				
9- 3	0- 0	0- 0	NON-CONFERENCE	1- 2	2- 0	6- 1				
2- 0	0- 0	0- 0	HOME	1- 0	0- 0	1- 0				
5- 2	0- 0	0- 0	AWAY	0- 1	2- 0	3- 1				
2- 1	0- 0	0- 0	NEUTRAL	0- 1	0- 0	2- 0				
4- 16	0- 5	0- 0	CONFERENCE	1- 9	0- 0	3- 2				
3- 6	0- 2	0- 0	HOME	1- 4	0- 0	2- 0				
0- 10	0- 3	0- 0	AWAY	0- 5	0- 0	0- 2				
1- 0	0- 0	0- 0	NEUTRAL	0- 0	0- 0	1- 0				

RPI S	Opponent	Score	RPI S	Opponent	Score	RPI S	Opponent	Score	RPI S	Opponent	Score	Team's RPI: 187
22	A DePaul	71 93				51	A Creighton	63 72	106	A Utah	67 60	
22	A DePaul	59 95				51	H Creighton	68 77	148	A Massachusetts	72 63	
22	H DePaul	67 80				52	A Yale	79 82	209	H UMass Lowell	63 38	
24	A Marquette	55 85				55	A St. John's (NY)	58 64	210	N Rhode Island	58 51	
24	H Marquette	50 60				55	H St. John's (NY)	54 53	230	A New Mexico	68 86	
						58	N Ball St.	51 52	258	A Georgetown	53 62	
						60	H Boston College	76 60	258	H Georgetown	62 55	
						64	A Seton Hall	55 97	258	N Georgetown	49 46	
						64	H Seton Hall	45 71	266	A Xavier	42 61	
						79	A Villanova	49 51	266	H Xavier	60 48	
						79	H Villanova	63 74	293	A Monmouth	68 52	
						98	A Butler	42 51	294	N LMU (CA)	48 45	
						98	H Butler	47 50	322	A Bryant	76 32	
									345	A Hartford	75 57	
LAST 10 Division I												
22	A DePaul	59 95	266	A Xavier	42 61							
258	N Georgetown	49 46	55	H St. John's (NY)	54 53							
79	H Villanova	63 74	64	H Seton Hall	45 71							
258	H Georgetown	62 55	51	H Creighton	68 77							
98	A Butler	42 51	22	A DePaul	71 93							

Non-Div I Games:

Providence

Loss, Non-Conf, S Site, H Home A Away N Neutral

Average RPI Win:	138	WON-LOST	WINNING	LAST 10	STRENGTH OF	OPP. STRENGTH	TEAM	ADJ.	CONF.	ADJ CONF.
Average RPI Loss:	29	RECORD	PCT. RANK	GAMES	SCHEDULE	OF SCHEDULE	RPI	RPI	RPI	RPI
DIV. I ONLY	18- 14	137	3-7	15	6	44	44	2	2	
DIV. I NON-CONF.	9- 3	63	0	22	16	13	13	2	2	
TOTALS	RPI 1-25	RPI 26-50	W-L RECORDS	RPI 51-100	RPI 101-150	RPI 150+				
18- 14	2- 9	2- 3	OVERALL	2- 1	4- 1	8- 0				
9- 6	0- 3	1- 1	HOME	1- 1	1- 1	6- 0				
6- 6	1- 4	0- 2	AWAY	1- 0	2- 0	2- 0				
3- 2	1- 2	1- 0	NEUTRAL	0- 0	1- 0	0- 0				
9- 3	1- 2	2- 1	NON-CONFERENCE	1- 0	0- 0	5- 0				
6- 0	0- 0	1- 0	HOME	1- 0	0- 0	4- 0				
1- 2	0- 1	0- 1	AWAY	0- 0	0- 0	1- 0				
2- 1	1- 1	1- 0	NEUTRAL	0- 0	0- 0	0- 0				
9- 11	1- 7	0- 2	CONFERENCE	1- 1	4- 1	3- 0				
3- 6	0- 3	0- 1	HOME	0- 1	1- 1	2- 0				
5- 4	1- 3	0- 1	AWAY	1- 0	2- 0	1- 0				
1- 1	0- 1	0- 0	NEUTRAL	0- 0	1- 0	0- 0				

RPI 1-25				RPI 26-50				RPI 51-100				RPI 101+			
RPI	S	Opponent	Score	RPI	S	Opponent	Score	RPI	S	Opponent	Score	RPI	S	Opponent	Score
1	A	South Carolina	49 85	30	H	Western Ky.	67 50	90	A	Nebraska	76 68	101	A	Michigan St.	76 66
3	A	Maryland	45 88	34	A	Michigan	63 66	92	H	Minnesota	59 72	101	H	Michigan St.	63 65
3	N	Maryland	62 74	38	A	Virginia Tech	54 67	97	H	Kent St.	77 64	101	N	Michigan St.	72 63
9	N	Gonzaga	50 63	40	N	Arizona St.	59 52					149	A	Wisconsin	62 59
12	A	Northwestern	56 61	47	H	Rutgers	53 59					149	H	Wisconsin	72 61
14	A	Indiana	48 66									174	H	Northern Ill.	68 63
14	H	Indiana	54 66									203	A	Illinois	70 58
15	H	Iowa	71 83									203	H	Illinois	81 67
16	A	Ohio St.	66 50									205	H	Western Ill.	66 59
16	H	Ohio St.	56 77									207	A	Chattanooga	66 34
25	N	Drake	67 47									216	H	Milwaukee	68 55
												219	H	Penn St.	81 68
												252	H	Bowling Green	81 74
LAST 10 Division I															
		3 N Maryland	62 74			203 A Illinois	70 58								
		101 N Michigan St.	72 63			149 A Wisconsin	62 59								
		16 H Ohio St.	56 77			15 H Iowa	71 83								
		3 A Maryland	45 88			34 A Michigan	63 66								
		101 H Michigan St.	63 65			14 H Indiana	54 66								

Non-Div I Games:

Purdue

Average RPI Win:	327	WON-LOST	WINNING	LAST 10	STRENGTH OF	OPP. STRENGTH	TEAM	ADJ.	CONF.	ADJ CONF.
Average RPI Loss:	176	RECORD	PCT. RANK	GAMES	SCHEDULE	OF SCHEDULE	RPI	RPI	RPI	RPI
DIV. I ONLY	3- 24	334	1-9	283	206	340	340	19	19	
DIV. I NON-CONF.	2- 9	304	0	289	250	333	333	18	18	
TOTALS	RPI 1-25	RPI 26-50	W-L RECORDS	RPI 51-100	RPI 101-150	RPI 150+				
3- 24	0- 0	0- 2	OVERALL	0- 6	0- 1	3- 15				
2- 10	0- 0	0- 1	HOME	0- 3	0- 0	2- 6				
1- 11	0- 0	0- 1	AWAY	0- 2	0- 0	1- 8				
0- 3	0- 0	0- 0	NEUTRAL	0- 1	0- 1	0- 1				
2- 9	0- 0	0- 0	NON-CONFERENCE	0- 4	0- 1	2- 4				
2- 2	0- 0	0- 0	HOME	0- 2	0- 0	2- 0				
0- 4	0- 0	0- 0	AWAY	0- 1	0- 0	0- 3				
0- 3	0- 0	0- 0	NEUTRAL	0- 1	0- 1	0- 1				
1- 15	0- 0	0- 2	CONFERENCE	0- 2	0- 0	1- 11				
0- 8	0- 0	0- 1	HOME	0- 1	0- 0	0- 6				
1- 7	0- 0	0- 1	AWAY	0- 1	0- 0	1- 5				
0- 0	0- 0	0- 0	NEUTRAL	0- 0	0- 0	0- 0				

RPI S	Opponent	Score	RPI S	Opponent	Score	RPI S	Opponent	Score	RPI S	Opponent	Score	Team's RPI: 340
			32 A	South Dakota	25 79	58 H	Ball St.	52 83	133 N	Texas Tech	48 82	
			32 H	South Dakota	41 62	70 A	South Dakota St.	43 89	164 A	Akron	53 64	
						70 H	South Dakota St.	69 100	182 A	Eastern Mich.	40 64	
						87 H	Southeast Mo. St.	48 58	205 A	Western Ill.	68 79	
						97 N	Kent St.	67 75	205 H	Western Ill.	74 83	
						98 A	Butler	58 85	211 A	Oral Roberts	59 96	
									211 H	Oral Roberts	73 79	
									218 A	North Dakota	85 91	
									218 H	North Dakota	49 63	
									227 A	Denver	57 83	
									227 H	Denver	67 85	
									267 A	North Dakota St.	53 74	
									267 H	North Dakota St.	44 58	
									293 N	Monmouth	46 60	
									309 A	Omaha	58 57	
									309 H	Omaha	51 65	
									330 H	Evansville	67 64	
									338 A	SIUE	53 57	
									341 H	UIC	61 50	
LAST 10 Division I												
			211 A	Oral Roberts	59 96	227 A	Denver	57 83				
			227 H	Denver	67 85	205 H	Western Ill.	74 83				
			309 H	Omaha	51 65	218 H	North Dakota	49 63				
			70 A	South Dakota St.	43 89	267 H	North Dakota St.	44 58				
			267 A	North Dakota St.	53 74	309 A	Omaha	58 57				

Non-Div I Games: Heidelberg 82 55 Purdue Northwest 73 50

Purdue Fort Wayne

Loss, Non-Conf, S Site, H Home A Away N Neutral

Quinnipiac

Through Games Of March 7, 2020

Average RPI Win:	268	WON-LOST	WINNING	LAST 10	STRENGTH OF	OPP. STRENGTH	TEAM	ADJ.	CONF.	ADJ CONF.
Average RPI Loss:	117	RECORD	PCT. RANK	GAMES	SCHEDULE	OF SCHEDULE	RPI	RPI	RPI	RPI
DIV. I ONLY	15- 14	162	5-5	172	229	183	183	24	24	
DIV. I NON-CONF.	3- 6	235	0	40	37	166	166	25	25	
TOTALS	RPI 1-25	RPI 26-50	W-L RECORDS	RPI 51-100	RPI 101-150	RPI 150+				
15- 14	0- 1	1- 2	OVERALL	0- 5	0- 2	14- 4				
8- 7	0- 0	1- 1	HOME	0- 2	0- 2	7- 2				
7- 7	0- 1	0- 1	AWAY	0- 3	0- 0	7- 2				
0- 0	0- 0	0- 0	NEUTRAL	0- 0	0- 0	0- 0				
3- 6	0- 1	1- 2	NON-CONFERENCE	0- 1	0- 2	2- 0				
2- 3	0- 0	1- 1	HOME	0- 0	0- 2	1- 0				
1- 3	0- 1	0- 1	AWAY	0- 1	0- 0	1- 0				
0- 0	0- 0	0- 0	NEUTRAL	0- 0	0- 0	0- 0				
12- 8	0- 0	0- 0	CONFERENCE	0- 4	0- 0	12- 4				
6- 4	0- 0	0- 0	HOME	0- 2	0- 0	6- 2				
6- 4	0- 0	0- 0	AWAY	0- 2	0- 0	6- 2				
0- 0	0- 0	0- 0	NEUTRAL	0- 0	0- 0	0- 0				

RPI 1-25				RPI 26-50				RPI 51-100				RPI 101+ Team's RPI: 183			
RPI	S	Opponent	Score	RPI	S	Opponent	Score	RPI	S	Opponent	Score	RPI	S	Opponent	Score
3	A	Maryland	52 107	35	A	UCF	58 80	52	A	Yale	59 63	120	H	Harvard	68 77
				39	H	Drexel	62 66	54	A	Marist	60 73	144	H	George Washington	67 78
				46	H	Bucknell	76 69	54	H	Marist	51 64	188	A	Manhattan	62 77
								95	A	Rider	59 75	188	H	Manhattan	70 58
								95	H	Rider	62 68	210	H	Rhode Island	75 63
												228	A	Fairfield	60 72
												228	H	Fairfield	76 62
												254	A	Iona	67 63
												254	H	Iona	71 75
												278	A	Siena	66 52
												278	H	Siena	60 68
												289	A	Niagara	82 76
												289	H	Niagara	71 61
												293	A	Monmouth	52 45
												293	H	Monmouth	60 53
												318	A	Saint Peter's	91 64
												318	H	Saint Peter's	70 69
												337	A	Canisius	63 57
												337	H	Canisius	74 71
												345	A	Hartford	87 50
LAST 10 Division I															
				337	A	Canisius	63 57	95	H	Rider	62 68				
				289	A	Niagara	82 76	289	H	Niagara	71 61				
				54	H	Marist	51 64	188	A	Manhattan	62 77				
				318	H	Saint Peter's	70 69	278	H	Siena	60 68				
				228	A	Fairfield	60 72	293	A	Monmouth	52 45				

Non-Div I Games:

Quinnipiac

Loss, Non-Conf, S Site, H Home A Away N Neutral

Radford

Through Games Of March 7, 2020

Average RPI Win:	266	WON-LOST	WINNING	LAST 10	STRENGTH OF	OPP. STRENGTH	TEAM	ADJ.	CONF.	ADJ CONF.
Average RPI Loss:	150	RECORD	PCT. RANK	GAMES	SCHEDULE	OF SCHEDULE	RPI	RPI	RPI	RPI
DIV. I ONLY	17- 12	124	9-1	275	264	169	169	25	25	
DIV. I NON-CONF.	2- 7	288	0	277	62	277	277	28	28	
TOTALS	RPI 1-25	RPI 26-50	W-L RECORDS	RPI 51-100	RPI 101-150	RPI 150+				
17- 12	0- 1	0- 0	OVERALL	0- 2	2- 3	15- 6				
7- 5	0- 0	0- 0	HOME	0- 0	1- 1	6- 4				
10- 7	0- 1	0- 0	AWAY	0- 2	1- 2	9- 2				
0- 0	0- 0	0- 0	NEUTRAL	0- 0	0- 0	0- 0				
2- 7	0- 1	0- 0	NON-CONFERENCE	0- 2	0- 1	2- 3				
0- 2	0- 0	0- 0	HOME	0- 0	0- 0	0- 2				
2- 5	0- 1	0- 0	AWAY	0- 2	0- 1	2- 1				
0- 0	0- 0	0- 0	NEUTRAL	0- 0	0- 0	0- 0				
15- 5	0- 0	0- 0	CONFERENCE	0- 0	2- 2	13- 3				
7- 3	0- 0	0- 0	HOME	0- 0	1- 1	6- 2				
8- 2	0- 0	0- 0	AWAY	0- 0	1- 1	7- 1				
0- 0	0- 0	0- 0	NEUTRAL	0- 0	0- 0	0- 0				

RPI 1-25				RPI 26-50				RPI 51-100				RPI 101+ Team's RPI: 169			
RPI	S	Opponent	Score	RPI	S	Opponent	Score	RPI	S	Opponent	Score	RPI	S	Opponent	Score
16	A	Ohio St.	57 70					66	A	West Virginia	37 74	127	A	Vanderbilt	46 80
								71	A	Alabama	51 85	132	A	Campbell	48 42
												132	H	Campbell	32 43
												140	A	Hampton	48 51
												140	H	Hampton	70 63
												151	H	Mt. St. Mary's	58 75
												157	A	Gardner-Webb	84 73
												157	H	Gardner-Webb	65 51
												177	A	High Point	58 68
												177	H	High Point	63 64
												201	H	American	55 59
												257	A	UNC Asheville	73 66
												257	H	UNC Asheville	50 63
												272	A	Longwood	62 61
												272	H	Longwood	88 76
												282	A	Winthrop	56 50
												282	H	Winthrop	54 53
												283	A	Morehead St.	62 73
												287	A	ETSU	67 43
												301	A	Presbyterian	65 39
												301	H	Presbyterian	54 42
												325	A	USC Upstate	57 41
												325	H	USC Upstate	78 57
												343	A	Charleston So.	64 40
												343	H	Charleston So.	72 35
												350	A	South Carolina St.	60 45
LAST 10 Division I															
140	H	Hampton	70 63	272	H	Longwood	88 76								
257	A	UNC Asheville	73 66	132	A	Campbell	48 42								
282	A	Winthrop	56 50	343	A	Charleston So.	64 40								
325	H	USC Upstate	78 57	157	H	Gardner-Webb	65 51								
177	H	High Point	63 64	301	A	Presbyterian	65 39								

Non-Div I Games:

Radford

■ Loss,
 ■ Non-Conf,
 ■ S Site,
 ■ H Home
 ■ A Away
 N Neutral

Rhode Island

Through Games Of March 7, 2020

Average RPI Win:	217	WON-LOST	WINNING	LAST 10	STRENGTH OF	OPP. STRENGTH	TEAM	ADJ.	CONF.	ADJ CONF.
Average RPI Loss:	145	RECORD	PCT. RANK	GAMES	SCHEDULE	OF SCHEDULE	RPI	RPI	RPI	RPI
DIV. I ONLY	13- 16	203	3-7	205	169	210	210	12	12	
DIV. I NON-CONF.	7- 5	131	0	250	307	168	168	12	12	
TOTALS	RPI 1-25	RPI 26-50	W-L RECORDS	RPI 51-100	RPI 101-150	RPI 150+				
13- 16	0- 0	0- 1	OVERALL	1- 3	4- 7	8- 5				
10- 3	0- 0	0- 0	HOME	1- 1	4- 1	5- 1				
2- 12	0- 0	0- 1	AWAY	0- 2	0- 6	2- 3				
1- 1	0- 0	0- 0	NEUTRAL	0- 0	0- 0	1- 1				
7- 5	0- 0	0- 0	NON-CONFERENCE	0- 1	2- 1	5- 3				
5- 0	0- 0	0- 0	HOME	0- 0	2- 0	3- 0				
1- 4	0- 0	0- 0	AWAY	0- 1	0- 1	1- 2				
1- 1	0- 0	0- 0	NEUTRAL	0- 0	0- 0	1- 1				
6- 11	0- 0	0- 1	CONFERENCE	1- 2	2- 6	3- 2				
5- 3	0- 0	0- 0	HOME	1- 1	2- 1	2- 1				
1- 8	0- 0	0- 1	AWAY	0- 1	0- 5	1- 1				
0- 0	0- 0	0- 0	NEUTRAL	0- 0	0- 0	0- 0				

RPI	S	Opponent	Score	RPI	S	Opponent	Score	RPI	S	Opponent	Score	RPI	S	Opponent	Score	Team's RPI: 210
43	A	Dayton	60 71	60	A	Boston College	55 66	115	H	Robert Morris	71 59	120	A	Harvard	58 61	
				84	H	Saint Louis	72 63	124	H	Richmond	76 70	128	H	Holy Cross	73 58	
				88	H	VCU	54 75	130	A	Duquesne	53 70	130	A	Duquesne	62 72	
				89	A	Fordham	50 60	141	A	Davidson	67 79	141	H	Davidson	70 77	
								144	A	George Washington	56 73	148	A	Massachusetts	53 73	
								148	H	Massachusetts	69 66	183	A	Quinnipiac	63 75	
								187	N	Providence	51 58	194	H	La Salle	42 54	
								218	A	North Dakota	61 67	222	N	Brown	89 44	
								228	H	Fairfield	74 41	236	A	Saint Joseph's	49 47	
								249	H	George Mason	47 42	296	A	St. Bonaventure	59 64	
								296	H	St. Bonaventure	69 67	307	H	Vermont	77 74	
								333	H	LIU Brooklyn	79 56	345	A	Hartford	68 56	
LAST 10 Division I																
130	A	Duquesne	53 70	296	H	St. Bonaventure	69 67	84	H	Saint Louis	72 63	43	A	Dayton	60 71	
148	A	Massachusetts	53 73	89	A	Fordham	50 60	49	H	George Mason	47 42					
144	A	George Washington	56 73													
194	H	La Salle	42 54													
130	A	Duquesne	62 72													

Non-Div I Games:

Rhode Island

■ Loss,
 ■ Non-Conf,
 ■ S Site,
 ■ H Home
 ■ A Away
 N Neutral

Average RPI Win:	206	WON-LOST	WINNING	LAST 10	STRENGTH OF	OPP. STRENGTH	TEAM	ADJ.	CONF.	ADJ CONF.
Average RPI Loss:	82	RECORD	PCT. RANK	GAMES	SCHEDULE	OF SCHEDULE	RPI	RPI	RPI	RPI
DIV. I ONLY	21- 8	49	8-2	112	151	53	53	13	13	
DIV. I NON-CONF.	5- 6	187	0	185	148	202	202	16	16	
TOTALS	RPI 1-25	RPI 26-50	W-L RECORDS	RPI 51-100	RPI 101-150	RPI 150+				
21- 8	0- 1	3- 2	OVERALL	0- 3	2- 1	16- 1				
13- 1	0- 1	3- 0	HOME	0- 0	1- 0	9- 0				
8- 5	0- 0	0- 1	AWAY	0- 2	1- 1	7- 1				
0- 2	0- 0	0- 1	NEUTRAL	0- 1	0- 0	0- 0				
5- 6	0- 1	0- 1	NON-CONFERENCE	0- 2	0- 1	5- 1				
4- 1	0- 1	0- 0	HOME	0- 0	0- 0	4- 0				
1- 3	0- 0	0- 0	AWAY	0- 1	0- 1	1- 1				
0- 2	0- 0	0- 1	NEUTRAL	0- 1	0- 0	0- 0				
16- 2	0- 0	3- 1	CONFERENCE	0- 1	2- 0	11- 0				
9- 0	0- 0	3- 0	HOME	0- 0	1- 0	5- 0				
7- 2	0- 0	0- 1	AWAY	0- 1	1- 0	6- 0				
0- 0	0- 0	0- 0	NEUTRAL	0- 0	0- 0	0- 0				

RPI 1-25				RPI 26-50				RPI 51-100				Team's RPI: 53	RPI 101+			
RPI	S	Opponent	Score	RPI	S	Opponent	Score	RPI	S	Opponent	Score		RPI	S	Opponent	Score
20	H	Texas A&M	61 62	30	H	Western Ky.	73 65	59	A	Oklahoma St.	38 69		103	A	UAB	74 65
				33	A	Old Dominion	59 66	61	A	Charlotte	51 62		103	H	UAB	64 53
				33	H	Old Dominion	73 70	78	N	Georgia Tech	52 54		134	A	Texas Southern	56 63
				38	N	Virginia Tech	45 54						180	H	Northern Ariz.	71 57
				45	H	Middle Tenn.	77 60						202	A	Fla. Atlantic	78 69

Non-Div I Games:

Rice

■ Loss,
 ■ Non-Conf, S Site,
 ■ Home
 ■ Away
 N Neutral

RPI 1-25				RPI 26-50				RPI 51-100				RPI 101+				Team's RPI: 124	
RPI	S	Opponent	Score	RPI	S	Opponent	Score	RPI	S	Opponent	Score	RPI	S	Opponent	Score		
				33	A	Old Dominion	51 73	61	A	Charlotte	59 78	104	H	William & Mary	76 73		
				39	A	Drexel	52 58	84	H	Saint Louis	57 60	130	H	Duquesne	67 64		
				43	A	Dayton	68 79	88	A	VCU	50 53	137	A	UNC Greensboro	70 62		
				43	H	Dayton	51 65	88	H	VCU	42 57	140	N	Hampton	65 69		
				50	N	Bradley	57 61	89	H	Fordham	47 64	141	H	Davidson	69 57		
								96	A	Coastal Caro.	79 67	144	A	George Washington	40 50		
												144	A	George Washington	57 49		
												148	A	Massachusetts	50 64		
												151	N	Mt. St. Mary's	67 75		
												156	H	Norfolk St.	77 69		
												194	A	La Salle	67 61		
												194	H	La Salle	63 61		
												197	H	Furman	69 70		
												202	H	Fla. Atlantic	57 55		
												210	A	Rhode Island	70 76		
												236	A	Saint Joseph's	56 67		
												249	A	George Mason	75 70		
												258	A	Georgetown	51 49		
												296	A	St. Bonaventure	72 58		
												296	H	St. Bonaventure	63 59		
												317	A	UMES	64 52		
LAST 10 Division I																	
				43	A	Dayton	68 79	249	A	George Mason	75 70						
				144	A	George Washington	57 49	89	H	Fordham	47 64						
				144	A	George Washington	40 50	130	H	Duquesne	67 64						
				84	H	Saint Louis	57 60	194	A	La Salle	67 61						
				296	A	St. Bonaventure	72 58	88	H	VCU	42 57						

Page 255

RACON				Through Games Of March 7, 2018						
Average RPI Win:	249	WON-LOST	WINNING	LAST 10	STRENGTH OF	OPP. STRENGTH	TEAM	ADJ.	CONF.	ADJ CONF.
Average RPI Loss:	127	RECORD	PCT. RANK	GAMES	SCHEDULE	OF SCHEDULE	RPI	RPI	RPI	RPI
DIV. I ONLY	25- 4	14	8-2		335	202	95	95	24	24
DIV. I NON-CONF.	7- 2	53	0		337	39	134	134	25	25
TOTALS	RPI 1-25		RPI 26-50	W-L RECORDS		RPI 51-100	RPI 101-150		RPI 150+	
25- 4	0- 1		0- 0	OVERALL		1- 1	0- 1		24- 1	
12- 1	0- 0		0- 0	HOME		0- 1	0- 0		12- 0	
12- 2	0- 1		0- 0	AWAY		1- 0	0- 0		11- 1	
1- 1	0- 0		0- 0	NEUTRAL		0- 0	0- 1		1- 0	
7- 2	0- 1		0- 0	NON-CONFERENCE		0- 0	0- 1		7- 0	
3- 0	0- 0		0- 0	HOME		0- 0	0- 0		3- 0	
3- 1	0- 1		0- 0	AWAY		0- 0	0- 0		3- 0	
1- 1	0- 0		0- 0	NEUTRAL		0- 0	0- 1		1- 0	
18- 2	0- 0		0- 0	CONFERENCE		1- 1	0- 0		17- 1	
9- 1	0- 0		0- 0	HOME		0- 1	0- 0		9- 0	
9- 1	0- 0		0- 0	AWAY		1- 0	0- 0		8- 1	
0- 0	0- 0		0- 0	NEUTRAL		0- 0	0- 0		0- 0	

RPI	S	Opponent	Score
11	A	Princeton	47 80

RPI	S	Opponent	Score
54	A	Marist	76 72
54	H	Marist	58 63

RPI	S	Opponent	Score
126	N	North Florida	70 80
183	A	Quinnipiac	68 62
183	H	Quinnipiac	75 59
188	A	Manhattan	55 50
188	H	Manhattan	76 53
194	H	La Salle	70 43
219	A	Penn St.	78 70
228	A	Fairfield	68 60
228	H	Fairfield	60 52
246	N	Lipscomb	81 76
254	A	Iona	81 37
254	H	Iona	53 41
258	A	Georgetown	65 64
266	H	Xavier	64 57
277	A	Delaware St.	71 69
278	A	Siena	69 38
278	H	Siena	70 66
289	A	Niagara	71 55
289	H	Niagara	79 75
293	A	Monmouth	50 49
293	H	Monmouth	48 25
304	H	Wagner	77 63
318	A	Saint Peter's	56 67
318	H	Saint Peter's	72 52
337	A	Canisius	70 57
337	H	Canisius	87 48

RPI	S	Opponent	Score
293	A	Monmouth	50 49
318	H	Saint Peter's	72 52
337	H	Canisius	87 48
228	A	Fairfield	68 60
254	H	Iona	53 41

RPI	S	Opponent	Score
183	A	Quinnipiac	68 62
188	A	Manhattan	55 50
278	A	Siena	69 38
54	H	Marist	58 63
318	A	Saint Peter's	56 67

Non-Div I Games:

Rider

■ Loss, ■ Non-Conf, S Site, H Home A Away N Neutral

Robert Morris

Through Games Of March 7, 2020

Average RPI Win:	273	WON-LOST	WINNING	LAST 10	STRENGTH OF	OPP. STRENGTH	TEAM	ADJ.	CONF.	ADJ CONF.
Average RPI Loss:	115	RECORD	PCT. RANK	GAMES	SCHEDULE	OF SCHEDULE	RPI	RPI	RPI	RPI
DIV. I ONLY	21- 7	40	9-1	277	305	115	115	30	30	
DIV. I NON-CONF.	4- 6	212	0	131	104	171	171	30	30	
TOTALS	RPI 1-25	RPI 26-50	W-L RECORDS	RPI 51-100	RPI 101-150	RPI 150+				
21- 7	0- 1	0- 1	OVERALL	0- 1	0- 1	21- 3				
10- 3	0- 0	0- 0	HOME	0- 0	0- 1	10- 2				
11- 4	0- 1	0- 1	AWAY	0- 1	0- 0	11- 1				
0- 0	0- 0	0- 0	NEUTRAL	0- 0	0- 0	0- 0				
4- 6	0- 1	0- 1	NON-CONFERENCE	0- 1	0- 1	4- 2				
2- 2	0- 0	0- 0	HOME	0- 0	0- 1	2- 1				
2- 4	0- 1	0- 1	AWAY	0- 1	0- 0	2- 1				
0- 0	0- 0	0- 0	NEUTRAL	0- 0	0- 0	0- 0				
17- 1	0- 0	0- 0	CONFERENCE	0- 0	0- 0	17- 1				
8- 1	0- 0	0- 0	HOME	0- 0	0- 0	8- 1				
9- 0	0- 0	0- 0	AWAY	0- 0	0- 0	9- 0				
0- 0	0- 0	0- 0	NEUTRAL	0- 0	0- 0	0- 0				

RPI 1-25				RPI 26-50				RPI 51-100				RPI 101+ Team's RPI: 115			
RPI	S	Opponent	Score	RPI	S	Opponent	Score	RPI	S	Opponent	Score	RPI	S	Opponent	Score
17	A	TCU	61 66	29	A	James Madison	32 59	97	A	Kent St.	81 82	118	H	Columbia	59 61
												151	A	Mt. St. Mary's	57 52
												151	H	Mt. St. Mary's	59 62
												156	A	Norfolk St.	69 62
												184	A	Merrimack	68 62
												184	H	Merrimack	72 50
												186	H	Delaware	62 73
												194	A	La Salle	71 68
												210	A	Rhode Island	59 71
												261	H	Youngstown St.	58 43
												266	H	Xavier	71 57
												269	A	Saint Francis (PA)	66 57
												269	H	Saint Francis (PA)	62 29
												299	A	Sacred Heart	67 38
												299	H	Sacred Heart	73 43
												302	A	Fairleigh Dickinson	48 35
												302	H	Fairleigh Dickinson	53 35
												304	A	Wagner	77 35
												304	H	Wagner	51 47
												319	A	St. Francis Brooklyn	70 59
												319	H	St. Francis Brooklyn	69 44
												322	H	Bryant	69 39
												333	A	LIU Brooklyn	70 59
												346	A	Central Conn. St.	86 56
												346	H	Central Conn. St.	80 42
LAST 10 Division I															
269	H	Saint Francis (PA)	62 29	302	H	Fairleigh Dickinson	53 35								
151	A	Mt. St. Mary's	57 52	304	A	Wagner	77 35								
302	A	Fairleigh Dickinson	48 35	299	A	Sacred Heart	67 38								
151	H	Mt. St. Mary's	59 62	322	H	Bryant	69 39								
269	A	Saint Francis (PA)	66 57	346	H	Central Conn. St.	80 42								

Non-Div I Games: Pitt.-Johnstown 63 30

Robert Morris

■ Loss,
 ■ Non-Conf,
 ■ S Site,
 ■ Home
 ■ A Away
 N Neutral

SFA				STRENGTH OF SCHEDULE	OPP. STRENGTH OF SCHEDULE	TEAM RPI	ADJ. RPI	CONF. RPI	ADJ CONF. RPI
Average RPI Win:	237	WON-LOST RECORD	WINNING PCT. RANK						
Average RPI Loss:	133		LAST 10 GAMES						
DIV. I ONLY	20- 6	32	7-3	228	261	83	83	23	23
DIV. I NON-CONF.	4- 2	90	0	247	159	121	121	24	24
TOTALS	RPI 1-25	RPI 26-50	W-L RECORDS	RPI 51-100	RPI 101-150	RPI 150+			
20- 6	0- 0	0- 1	OVERALL	3- 2	1- 1	16- 2			
11- 1	0- 0	0- 1	HOME	2- 0	1- 0	8- 0			
8- 5	0- 0	0- 0	AWAY	1- 2	0- 1	7- 2			
1- 0	0- 0	0- 0	NEUTRAL	0- 0	0- 0	1- 0			
4- 2	0- 0	0- 1	NON-CONFERENCE	0- 1	0- 0	4- 0			
1- 1	0- 0	0- 1	HOME	0- 0	0- 0	1- 0			
2- 1	0- 0	0- 0	AWAY	0- 1	0- 0	2- 0			
1- 0	0- 0	0- 0	NEUTRAL	0- 0	0- 0	1- 0			
16- 4	0- 0	0- 0	CONFERENCE	3- 1	1- 1	12- 2			
10- 0	0- 0	0- 0	HOME	2- 0	1- 0	7- 0			
6- 4	0- 0	0- 0	AWAY	1- 1	0- 1	5- 2			
0- 0	0- 0	0- 0	NEUTRAL	0- 0	0- 0	0- 0			

RPI 1-25				RPI 26-50				RPI 51-100 Team's RPI: 83				RPI 101+			
RPI	S	Opponent	Score	RPI	S	Opponent	Score	RPI	S	Opponent	Score	RPI	S	Opponent	Score
				35	H	UCF	57 63	75	A	A&M-Corpus Christi	66 44	146	A	Sam Houston St.	55 63
								75	H	A&M-Corpus Christi	72 49	146	H	Sam Houston St.	64 50
								86	A	Abilene Christian	62 88	172	A	New Orleans	50 53
								86	H	Abilene Christian	69 59	172	H	New Orleans	59 47
								91	A	Oklahoma	62 75	235	A	Nevada	80 65
												238	A	Central Ark.	58 37
												238	H	Central Ark.	102 41
												245	N	UC Santa Barbara	67 56
												253	H	Southeastern La.	77 51
												255	A	Nicholls St.	78 61
												259	A	Tulsa	67 63
												265	A	Lamar University	54 53
												265	H	Lamar University	70 50
												268	A	Incarnate Word	52 60
												268	H	Incarnate Word	67 45
												315	A	Houston Baptist	59 42
												323	H	Alcorn	67 62
												336	A	Northwestern St.	61 45
												336	H	Northwestern St.	89 40
												347	H	McNeese	82 51
LAST 10 Division I															
146	H	Sam Houston St.	64 50	238	A	Central Ark.	58 37								
86	A	Abilene Christian	62 88	75	H	A&M-Corpus Christi	72 49								
265	H	Lamar University	70 50	172	H	New Orleans	59 47								
336	A	Northwestern St.	61 45	255	A	Nicholls St.	78 61								
268	A	Incarnate Word	52 60	146	A	Sam Houston St.	55 63								

Non-Div I Games: LSU-Shreveport 75 32 Cent. Christian (KS104 46 Our Lady of the Lak87 75

SFA

Loss, Non-Conf, S Site, H Home A Away N Neutral

Average RPI Win:	335	WON-LOST	WINNING	LAST 10	STRENGTH OF	OPP. STRENGTH	TEAM	ADJ.	CONF.	ADJ CONF.
Average RPI Loss:	171	RECORD	PCT. RANK	GAMES	SCHEDULE	OF SCHEDULE	RPI	RPI	RPI	RPI
DIV. I ONLY	3- 25	336	0-10	256	224	338	338	20	20	
DIV. I NON-CONF.	2- 8	295	0	301	135	330	330	23	23	
TOTALS	RPI 1-25	RPI 26-50	W-L RECORDS	RPI 51-100	RPI 101-150	RPI 150+				
3- 25	0- 0	0- 2	OVERALL	0- 6	0- 2	3- 15				
2- 12	0- 0	0- 1	HOME	0- 2	0- 1	2- 8				
1- 12	0- 0	0- 1	AWAY	0- 4	0- 0	1- 7				
0- 1	0- 0	0- 0	NEUTRAL	0- 0	0- 1	0- 0				
2- 8	0- 0	0- 0	NON-CONFERENCE	0- 3	0- 2	2- 3				
2- 3	0- 0	0- 0	HOME	0- 1	0- 1	2- 1				
0- 4	0- 0	0- 0	AWAY	0- 2	0- 0	0- 2				
0- 1	0- 0	0- 0	NEUTRAL	0- 0	0- 1	0- 0				
1- 17	0- 0	0- 2	CONFERENCE	0- 3	0- 0	1- 12				
0- 9	0- 0	0- 1	HOME	0- 1	0- 0	0- 7				
1- 8	0- 0	0- 1	AWAY	0- 2	0- 0	1- 5				
0- 0	0- 0	0- 0	NEUTRAL	0- 0	0- 0	0- 0				

RPI S	Opponent	Score	RPI S	Opponent	Score	RPI S	Opponent	Score	RPI S	Opponent	Score	Team's RPI: 338
48	A UT Martin	58 75	48	H UT Martin	39 79	56	A Belmont	48 69	107	H Southern Ill.	67 103	
						73	A Illinois St.	53 74	139	N North Ala.	67 85	
						84	H Saint Louis	35 68	152	H Loyola Chicago	50 63	
						87	A Southeast Mo. St.	57 80	171	A Austin Peay	61 74	
						87	H Southeast Mo. St.	56 66	171	H Austin Peay	62 79	
						90	A Nebraska	49 63	176	A Missouri	51 68	
									198	A Eastern Ill.	71 77	
									198	H Eastern Ill.	62 65	
									206	H Tennessee Tech	50 65	
									240	A Murray St.	60 74	
									240	H Murray St.	61 70	
									247	H Jacksonville St.	44 53	
									283	A Morehead St.	69 75	
									283	H Morehead St.	55 63	
									290	A Eastern Ky.	46 49	
									290	H Eastern Ky.	38 68	
									316	A Georgia St.	73 74	
									330	H Evansville	85 74	
									334	A Tennessee St.	76 63	
									340	H Purdue Fort Wayne	57 53	
LAST 10 Division I												
198	H Eastern Ill.	62 65	198	A Eastern Ill.	71 77							
48	A UT Martin	58 75	290	H Eastern Ky.	38 68							
240	H Murray St.	61 70	283	H Morehead St.	55 63							
171	H Austin Peay	62 79	240	A Murray St.	60 74							
87	A Southeast Mo. St.	57 80	171	A Austin Peay	61 74							

Non-Div I Games: Quincy

65 70

SIUE

SMU				STRENGTH OF SCHEDULE	OPP. STRENGTH OF SCHEDULE	TEAM RPI	ADJ. RPI	CONF. RPI	ADJ CONF. RPI
Average RPI Win:	220	WON-LOST RECORD	WINNING PCT. RANK						
Average RPI Loss:	139		LAST 10 GAMES						
DIV. I ONLY	13- 16	203	4-6	197	127	229	229	9	9
DIV. I NON-CONF.	6- 6	164	0	189	274	238	238	9	9

TOTALS	RPI 1-25	RPI 26-50	W-L RECORDS	RPI 51-100	RPI 101-150	RPI 150+			
13- 16	0- 2	0- 1	OVERALL	1- 2	0- 3	12- 8			
10- 7	0- 2	0- 0	HOME	1- 1	0- 0	9- 4			
2- 8	0- 0	0- 1	AWAY	0- 1	0- 3	2- 3			
1- 1	0- 0	0- 0	NEUTRAL	0- 0	0- 0	1- 1			
6- 6	0- 1	0- 0	NON-CONFERENCE	1- 0	0- 2	5- 3			
5- 4	0- 1	0- 0	HOME	1- 0	0- 0	4- 3			
0- 2	0- 0	0- 0	AWAY	0- 0	0- 2	0- 0			
1- 0	0- 0	0- 0	NEUTRAL	0- 0	0- 0	1- 0			
7- 10	0- 1	0- 1	CONFERENCE	0- 2	0- 1	7- 5			
5- 3	0- 1	0- 0	HOME	0- 1	0- 0	5- 1			
2- 6	0- 0	0- 1	AWAY	0- 1	0- 1	2- 3			
0- 1	0- 0	0- 0	NEUTRAL	0- 0	0- 0	0- 1			

RPI 1-25				RPI 26-50				RPI 51-100				RPI 101+ Team's RPI: 229			
RPI	S	Opponent	Score	RPI	S	Opponent	Score	RPI	S	Opponent	Score	RPI	S	Opponent	Score
5	H	UConn	42 80	35	A	UCF	57 67	53	H	Rice	55 43	102	A	UT Arlington	46 51
17	H	TCU	56 57					62	A	South Fla.	62 85	116	A	Temple	62 85
								72	H	Cincinnati	58 73	136	A	Pacific	49 77
												165	H	Wright St.	61 69
												167	A	Wichita St.	72 67
												167	H	Wichita St.	64 44
												170	H	Tulane	66 67
												196	A	Memphis	52 57
												196	H	Memphis	69 60
												196	N	Memphis	65 76
												215	A	Houston	53 55
												215	H	Houston	60 47
												218	H	North Dakota	66 51
												220	H	UTEP	60 56
												225	H	Northern Colo.	52 61
												242	A	East Carolina	55 47
												242	H	East Carolina	53 45
												249	H	George Mason	58 59
												256	H	UC Irvine	59 56
												259	A	Tulsa	58 65
												259	H	Tulsa	57 38
												281	N	CSUN	68 58
												347	H	McNeese	81 60

LAST 10 Division I															
				196	N	Memphis	65 76	259	A	Tulsa	58 65				
				196	H	Memphis	69 60	242	H	East Carolina	53 45				
				62	A	South Fla.	62 85	72	H	Cincinnati	58 73				
				215	H	Houston	60 47	215	A	Houston	53 55				
				167	A	Wichita St.	72 67	35	A	UCF	57 67				

Non-Div I Games:

SMU

■ Loss,
 ■ Non-Conf,
 ■ S Site,
 ■ H Home
 ■ A Away
 N Neutral

Sacramento St.

Through Games Of March 7, 2020

Average RPI Win:	253	WON-LOST	WINNING	LAST 10	STRENGTH OF	OPP. STRENGTH	TEAM	ADJ.	CONF.	ADJ CONF.
Average RPI Loss:	177	RECORD	PCT. RANK	GAMES	SCHEDULE	OF SCHEDULE	RPI	RPI	RPI	RPI
DIV. I ONLY	6- 21	314	2-8	240	216	305	305	18	18	
DIV. I NON-CONF.	0- 7	338	0	242	230	341	341	17	17	
TOTALS	RPI 1-25	RPI 26-50	W-L RECORDS	RPI 51-100	RPI 101-150	RPI 150+				
6- 21	0- 1	0- 0	OVERALL	0- 2	0- 3	6- 15				
2- 9	0- 1	0- 0	HOME	0- 1	0- 1	2- 6				
4- 12	0- 0	0- 0	AWAY	0- 1	0- 2	4- 9				
0- 0	0- 0	0- 0	NEUTRAL	0- 0	0- 0	0- 0				
0- 7	0- 1	0- 0	NON-CONFERENCE	0- 0	0- 1	0- 5				
0- 1	0- 1	0- 0	HOME	0- 0	0- 0	0- 0				
0- 6	0- 0	0- 0	AWAY	0- 0	0- 1	0- 5				
0- 0	0- 0	0- 0	NEUTRAL	0- 0	0- 0	0- 0				
6- 14	0- 0	0- 0	CONFERENCE	0- 2	0- 2	6- 10				
2- 8	0- 0	0- 0	HOME	0- 1	0- 1	2- 6				
4- 6	0- 0	0- 0	AWAY	0- 1	0- 1	4- 4				
0- 0	0- 0	0- 0	NEUTRAL	0- 0	0- 0	0- 0				

RPI 1-25				RPI 26-50				RPI 51-100				RPI 101+ Team's RPI: 305			
RPI	S	Opponent	Score	RPI	S	Opponent	Score	RPI	S	Opponent	Score	RPI	S	Opponent	Score
16	H	Ohio St.	74 104					67	A	Montana St.	69 113	108	A	Idaho	44 70
								67	H	Montana St.	48 85	108	H	Idaho	88 96
												145	A	San Jose St.	67 73
												153	A	Montana	45 90
												153	H	Montana	60 64
												155	A	UC Davis	75 77
												178	A	Southern Utah	71 62
												178	H	Southern Utah	87 82
												180	A	Northern Ariz.	107 114
												180	H	Northern Ariz.	65 85
												181	A	Idaho St.	62 80
												181	H	Idaho St.	51 75
												195	A	Portland St.	73 70
												195	H	Portland St.	68 91
												212	A	San Francisco	82 87
												225	A	Northern Colo.	73 90
												225	H	Northern Colo.	63 73
												235	A	Nevada	72 83
												306	A	Seattle U	84 88
												308	A	Cal Poly	43 62
												312	A	Eastern Wash.	74 67
												312	H	Eastern Wash.	73 78
												327	A	Weber St.	91 67
												327	H	Weber St.	58 52
LAST 10 Division I															
195	H	Portland St.	68 91	225	A	Northern Colo.	73 90								
153	A	Montana	45 90	178	A	Southern Utah	71 62								
67	A	Montana St.	69 113	181	H	Idaho St.	51 75								
108	H	Idaho	88 96	327	H	Weber St.	58 52								
312	H	Eastern Wash.	73 78	108	A	Idaho	44 70								

Non-Div I Games: Cal Maritime 86 55 Pacific Union 94 35

Sacramento St.

Loss, Non-Conf, S Site, H Home A Away N Neutral

Average RPI Win: 313		WON-LOST	WINNING	LAST 10	STRENGTH OF	OPP. STRENGTH	TEAM	ADJ.	CONF.	ADJ CONF.
Average RPI Loss: 189		RECORD	PCT. RANK	GAMES	SCHEDULE	OF SCHEDULE	RPI	RPI	RPI	RPI
DIV. I ONLY		11- 17	237	4-6	336	311	299	299	30	30
DIV. I NON-CONF.		2- 8	295	0	275	111	311	311	30	30
TOTALS		RPI 1-25	RPI 26-50	W-L RECORDS	RPI 51-100	RPI 101-150	RPI 150+			
11- 17	0- 0		0- 0	OVERALL	0- 4	0- 3	11- 10			
7- 4	0- 0		0- 0	HOME	0- 0	0- 2	7- 2			
3- 12	0- 0		0- 0	AWAY	0- 3	0- 1	3- 8			
1- 1	0- 0		0- 0	NEUTRAL	0- 1	0- 0	1- 0			
2- 8	0- 0		0- 0	NON-CONFERENCE	0- 4	0- 1	2- 3			
1- 1	0- 0		0- 0	HOME	0- 0	0- 1	1- 0			
0- 6	0- 0		0- 0	AWAY	0- 3	0- 0	0- 3			
1- 1	0- 0		0- 0	NEUTRAL	0- 1	0- 0	1- 0			
9- 9	0- 0		0- 0	CONFERENCE	0- 0	0- 2	9- 7			
6- 3	0- 0		0- 0	HOME	0- 0	0- 1	6- 2			
3- 6	0- 0		0- 0	AWAY	0- 0	0- 1	3- 5			
0- 0	0- 0		0- 0	NEUTRAL	0- 0	0- 0	0- 0			

[illegible]

Non-Div I Games:	Bridgeport	77	63
------------------	------------	----	----

Sacred Heart

Loss, Non-Conf, S Site, H Home A Away N Neutral

Saint Francis (PA)

Through Games Of March 7, 2020

Average RPI Win:	310	WON-LOST	WINNING	LAST 10	STRENGTH OF	OPP. STRENGTH	TEAM	ADJ.	CONF.	ADJ CONF.
Average RPI Loss:	167	RECORD	PCT. RANK	GAMES	SCHEDULE	OF SCHEDULE	RPI	RPI	RPI	RPI
DIV. I ONLY	11- 18	248	3-7	251	314	269	269	30	30	
DIV. I NON-CONF.	2- 9	304	0	80	150	232	232	30	30	
TOTALS	RPI 1-25	RPI 26-50	W-L RECORDS	RPI 51-100	RPI 101-150	RPI 150+				
11- 18	0- 0	0- 3	OVERALL	0- 3	0- 3	11- 9				
5- 7	0- 0	0- 1	HOME	0- 1	0- 1	5- 4				
5- 10	0- 0	0- 1	AWAY	0- 2	0- 2	5- 5				
1- 1	0- 0	0- 1	NEUTRAL	0- 0	0- 0	1- 0				
2- 9	0- 0	0- 3	NON-CONFERENCE	0- 3	0- 1	2- 2				
0- 3	0- 0	0- 1	HOME	0- 1	0- 0	0- 1				
1- 5	0- 0	0- 1	AWAY	0- 2	0- 1	1- 1				
1- 1	0- 0	0- 1	NEUTRAL	0- 0	0- 0	1- 0				
9- 9	0- 0	0- 0	CONFERENCE	0- 0	0- 2	9- 7				
5- 4	0- 0	0- 0	HOME	0- 0	0- 1	5- 3				
4- 5	0- 0	0- 0	AWAY	0- 0	0- 1	4- 4				
0- 0	0- 0	0- 0	NEUTRAL	0- 0	0- 0	0- 0				

RPI S	Opponent	Score	RPI S	Opponent	Score	RPI S	Opponent	Score	RPI S	Opponent	Score	Team's RPI: 269
37 N	FGCU	64 97	62 A	South Fla.	23 62	115 A	Robert Morris	29 62				
38 A	Virginia Tech	41 105	66 A	West Virginia	45 74	115 H	Robert Morris	57 66				
46 H	Bucknell	46 70	99 H	Liberty	52 71	130 A	Duquesne	69 72				
						151 A	Mt. St. Mary's	44 68				
						151 H	Mt. St. Mary's	55 66				
						184 H	Merrimack	56 71				
						224 N	Stetson	78 73				
						261 H	Youngstown St.	46 56				
						283 A	Morehead St.	54 65				
						299 A	Sacred Heart	48 39				
						299 H	Sacred Heart	60 58				
						302 A	Fairleigh Dickinson	47 56				
						304 A	Wagner	50 55				
						304 H	Wagner	51 50				
						307 A	Vermont	73 69				
						319 A	St. Francis Brooklyn	67 59				
						319 H	St. Francis Brooklyn	82 72				
						322 A	Bryant	63 60				
						322 H	Bryant	64 58				
						333 A	LIU Brooklyn	53 71				
						333 H	LIU Brooklyn	64 71				
						346 A	Central Conn. St.	64 52				
						346 H	Central Conn. St.	72 68				
LAST 10 Division I												
115 A	Robert Morris	29 62	299 A	Sacred Heart	48 39							
151 H	Mt. St. Mary's	55 66	304 A	Wagner	50 55							
333 H	LIU Brooklyn	64 71	346 H	Central Conn. St.	72 68							
115 H	Robert Morris	57 66	322 H	Bryant	64 58							
151 A	Mt. St. Mary's	44 68	333 A	LIU Brooklyn	53 71							

Non-Div I Games:

Saint Francis (PA)

■ Loss,
 ■ Non-Conf,
 ■ S Site,
 ■ H Home
 ■ A Away
 N Neutral

Saint Joseph's

Through Games Of March 7, 2020

Average RPI Win:	193	WON-LOST	WINNING	LAST 10	STRENGTH OF	OPP. STRENGTH	TEAM	ADJ.	CONF.	ADJ CONF.
Average RPI Loss:	124	RECORD	PCT. RANK	GAMES	SCHEDULE	OF SCHEDULE	RPI	RPI	RPI	RPI
DIV. I ONLY	9- 20	281	1-9	104	133	236	236	12	12	
DIV. I NON-CONF.	6- 6	164	0	112	132	156	156	12	12	
TOTALS	RPI 1-25	RPI 26-50	W-L RECORDS	RPI 51-100	RPI 101-150	RPI 150+				
9- 20	0- 0	0- 2	OVERALL	0- 7	5- 6	4- 5				
5- 9	0- 0	0- 2	HOME	0- 1	2- 3	3- 3				
3- 9	0- 0	0- 0	AWAY	0- 5	2- 3	1- 1				
1- 2	0- 0	0- 0	NEUTRAL	0- 1	1- 0	0- 1				
6- 6	0- 0	0- 1	NON-CONFERENCE	0- 3	3- 1	3- 1				
4- 2	0- 0	0- 1	HOME	0- 1	1- 0	3- 0				
1- 2	0- 0	0- 0	AWAY	0- 1	1- 1	0- 0				
1- 2	0- 0	0- 0	NEUTRAL	0- 1	1- 0	0- 1				
3- 14	0- 0	0- 1	CONFERENCE	0- 4	2- 5	1- 4				
1- 7	0- 0	0- 1	HOME	0- 0	1- 3	0- 3				
2- 7	0- 0	0- 0	AWAY	0- 4	1- 2	1- 1				
0- 0	0- 0	0- 0	NEUTRAL	0- 0	0- 0	0- 0				

RPI	S	Opponent	Score	RPI	S	Opponent	Score	RPI	S	Opponent	Score	RPI	S	Opponent	Score	Team's RPI: 236
39	H	Drexel	52 62	57	H	Penn	45 55	112	A	Auburn	62 66					
43	H	Dayton	44 59	64	N	Seton Hall	39 55	116	H	Temple	67 63					
				79	A	Villanova	44 60	118	A	Columbia	71 57					
				84	A	Saint Louis	48 63	120	N	Harvard	63 39					
				88	A	VCU	40 47	124	H	Richmond	67 56					
				89	A	Fordham	45 67	130	A	Duquesne	42 53					
				89	A	Fordham	36 59	130	H	Duquesne	51 58					
								141	A	Davidson	63 54					
								144	H	George Washington	50 56					
								148	A	Massachusetts	43 61					
								148	H	Massachusetts	47 51					
								194	A	La Salle	59 67					
								194	H	La Salle	53 59					
								197	N	Furman	48 63					
								201	H	American	72 51					
								210	H	Rhode Island	47 49					
								249	H	George Mason	49 54					
								296	A	St. Bonaventure	61 60					
								299	H	Sacred Heart	71 44					
								320	H	Navy	49 40					
LAST 10 Division I																
89	A	Fordham	36 59	194	H	La Salle	53 59									
89	A	Fordham	45 67	130	A	Duquesne	42 53									
148	H	Massachusetts	47 51	84	A	Saint Louis	48 63									
249	H	George Mason	49 54	43	H	Dayton	44 59									
141	A	Davidson	63 54	144	H	George Washington	50 56									

Non-Div I Games:

Saint Joseph's

■ Loss,
 ■ Non-Conf,
 ■ S Site,
 ■ H Home
 ■ A Away
 N Neutral

Saint Louis

Through Games Of March 7, 2020

Average RPI Win:	168	WON-LOST	WINNING	LAST 10	STRENGTH OF	OPP. STRENGTH	TEAM	ADJ.	CONF.	ADJ CONF.
Average RPI Loss:	99	RECORD	PCT. RANK	GAMES	SCHEDULE	OF SCHEDULE	RPI	RPI	RPI	RPI
DIV. I ONLY	19- 13	123	6-4	70	108	84	84	12	12	
DIV. I NON-CONF.	8- 5	117	0	82	74	71	71	12	12	
TOTALS	RPI 1-25	RPI 26-50	W-L RECORDS	RPI 51-100	RPI 101-150	RPI 150+				
19- 13	0- 1	1- 3	OVERALL	4- 3	6- 4	8- 2				
10- 5	0- 1	1- 1	HOME	3- 1	3- 2	3- 0				
8- 8	0- 0	0- 2	AWAY	1- 2	2- 2	5- 2				
1- 0	0- 0	0- 0	NEUTRAL	0- 0	1- 0	0- 0				
8- 5	0- 1	1- 0	NON-CONFERENCE	3- 0	1- 3	3- 1				
4- 2	0- 1	1- 0	HOME	2- 0	1- 1	0- 0				
4- 3	0- 0	0- 0	AWAY	1- 0	0- 2	3- 1				
0- 0	0- 0	0- 0	NEUTRAL	0- 0	0- 0	0- 0				
11- 8	0- 0	0- 3	CONFERENCE	1- 3	5- 1	5- 1				
6- 3	0- 0	0- 1	HOME	1- 1	2- 1	3- 0				
4- 5	0- 0	0- 2	AWAY	0- 2	2- 0	2- 1				
1- 0	0- 0	0- 0	NEUTRAL	0- 0	1- 0	0- 0				

RPI 1-25				RPI 26-50				RPI 51-100				Team's RPI: 84	RPI 101+			
RPI	S	Opponent	Score	RPI	S	Opponent	Score	RPI	S	Opponent	Score		RPI	S	Opponent	Score
11	H	Princeton	50 66	43	A	Dayton	47 48	72	A	Cincinnati	60 50		107	A	Southern Ill.	53 61
				43	A	Dayton	50 58	73	H	Illinois St.	61 56		111	H	Colgate	61 51
				43	H	Dayton	66 78	87	H	Southeast Mo. St.	76 61		124	A	Richmond	60 57
				48	H	UT Martin	56 50	88	A	VCU	60 67		125	H	Kansas	60 68
								88	H	VCU	52 65		127	A	Vanderbilt	50 62
								89	A	Fordham	54 66		130	H	Duquesne	53 50
								89	H	Fordham	59 49		141	H	Davidson	58 65
													144	A	George Washington	59 45
													148	H	Massachusetts	71 56
													148	N	Massachusetts	65 52
													176	A	Missouri	58 83
													179	A	Northern Ky.	67 42
													194	A	La Salle	77 61
													210	A	Rhode Island	63 72
													236	H	Saint Joseph's	63 48
													249	A	George Mason	64 51
													249	H	George Mason	69 61
													276	A	Indiana St.	55 53
													296	H	St. Bonaventure	72 51
													338	A	SIUE	68 35
LAST 10 Division I																
				43	A	Dayton	50 58	88	A	VCU	60 67					
				148	N	Massachusetts	65 52	89	H	Fordham	59 49					
				249	H	George Mason	69 61	148	H	Massachusetts	71 56					
				43	H	Dayton	66 78	210	A	Rhode Island	63 72					
				124	A	Richmond	60 57	249	A	George Mason	64 51					

Non-Div I Games:

Saint Louis

■ Loss,
 ■ Non-Conf,
 ■ S Site,
 ■ Home
 ■ A Away
 N Neutral

Saint Mary's (CA)

Through Games Of March 7, 2020

Average RPI Win:	209	WON-LOST	WINNING	LAST 10	STRENGTH OF	OPP. STRENGTH	TEAM	ADJ.	CONF.	ADJ CONF.
Average RPI Loss:	122	RECORD	PCT. RANK	GAMES	SCHEDULE	OF SCHEDULE	RPI	RPI	RPI	RPI
DIV. I ONLY	12- 19	241	2-8	108	118	199	199	11	11	
DIV. I NON-CONF.	5- 6	187	0	71	134	148	148	11	11	
TOTALS	RPI 1-25	RPI 26-50	W-L RECORDS	RPI 51-100	RPI 101-150	RPI 150+				
12- 19	1- 3	1- 1	OVERALL	0- 2	0- 7	10- 6				
7- 8	1- 2	1- 0	HOME	0- 1	0- 3	5- 2				
3- 10	0- 1	0- 1	AWAY	0- 1	0- 4	3- 3				
2- 1	0- 0	0- 0	NEUTRAL	0- 0	0- 0	2- 1				
5- 6	0- 2	1- 1	NON-CONFERENCE	0- 0	0- 1	4- 2				
4- 2	0- 2	1- 0	HOME	0- 0	0- 0	3- 0				
0- 4	0- 0	0- 1	AWAY	0- 0	0- 1	0- 2				
1- 0	0- 0	0- 0	NEUTRAL	0- 0	0- 0	1- 0				
7- 13	1- 1	0- 0	CONFERENCE	0- 2	0- 6	6- 4				
3- 6	1- 0	0- 0	HOME	0- 1	0- 3	2- 2				
3- 6	0- 1	0- 0	AWAY	0- 1	0- 3	3- 1				
1- 1	0- 0	0- 0	NEUTRAL	0- 0	0- 0	1- 1				

RPI 1-25				RPI 26-50				RPI 51-100				RPI 101+ Team's RPI: 199			
RPI	S	Opponent	Score	RPI	S	Opponent	Score	RPI	S	Opponent	Score	RPI	S	Opponent	Score
9	A	Gonzaga	49 74	30	H	Western Ky.	80 73	93	A	BYU	39 60	114	A	San Diego	59 73
9	H	Gonzaga	70 60	35	A	UCF	58 67	93	H	BYU	55 65	114	H	San Diego	54 72
21	H	NC State	70 87									125	A	Kansas	81 86
24	H	Marquette	63 77									129	A	Portland	65 78
												129	H	Portland	53 72
												136	A	Pacific	53 65
												136	H	Pacific	66 68
												155	H	UC Davis	83 74
												162	A	Wyoming	67 69
												175	A	Pepperdine	64 73
												175	H	Pepperdine	85 78
												175	N	Pepperdine	72 87
												192	A	Santa Clara	95 87
												192	H	Santa Clara	87 94
												212	A	San Francisco	86 79
												212	H	San Francisco	55 69
												235	A	Nevada	72 78
												245	H	UC Santa Barbara	64 43
												294	A	LMU (CA)	70 61
												294	H	LMU (CA)	86 70
												294	N	LMU (CA)	72 63
												296	N	St. Bonaventure	72 57
												308	H	Cal Poly	84 67
LAST 10 Division I															
				175	N	Pepperdine	72 87			114	A	San Diego	59 73		
				294	N	LMU (CA)	72 63			93	A	BYU	39 60		
				212	H	San Francisco	55 69			9	H	Gonzaga	70 60		
				192	H	Santa Clara	87 94			129	H	Portland	53 72		
				136	A	Pacific	53 65			175	A	Pepperdine	64 73		

Non-Div I Games:

Saint Mary's (CA)

■ Loss,
 ■ Non-Conf,
 ■ S Site,
 ■ Home
 ■ Away
 N Neutral

Average RPI Win: 270		WON-LOST	WINNING	LAST 10	STRENGTH OF	OPP. STRENGTH	TEAM	ADJ.	CONF.	ADJ CONF.
Average RPI Loss: 223		RECORD	PCT. RANK	GAMES	SCHEDULE	OF SCHEDULE	RPI	RPI	RPI	RPI
DIV. I ONLY		9- 20	281	4-6	327	321	318	318	24	24
DIV. I NON-CONF.		3- 6	235	0	341	350	325	325	25	25
TOTALS	RPI 1-25	RPI 26-50		W-L RECORDS		RPI 51-100	RPI 101-150	RPI 150+		
9- 20	0- 0	0- 0		OVERALL		1- 3	0- 1	8- 16		
6- 7	0- 0	0- 0		HOME		1- 1	0- 1	5- 5		
3- 13	0- 0	0- 0		AWAY		0- 2	0- 0	3- 11		
0- 0	0- 0	0- 0		NEUTRAL		0- 0	0- 0	0- 0		
3- 6	0- 0	0- 0		NON-CONFERENCE		0- 0	0- 1	3- 5		
1- 2	0- 0	0- 0		HOME		0- 0	0- 1	1- 1		
2- 4	0- 0	0- 0		AWAY		0- 0	0- 0	2- 4		
0- 0	0- 0	0- 0		NEUTRAL		0- 0	0- 0	0- 0		
6- 14	0- 0	0- 0		CONFERENCE		1- 3	0- 0	5- 11		
5- 5	0- 0	0- 0		HOME		1- 1	0- 0	4- 4		
1- 9	0- 0	0- 0		AWAY		0- 2	0- 0	1- 7		
0- 0	0- 0	0- 0		NEUTRAL		0- 0	0- 0	0- 0		

[illegible]

Non-Div I Games:

Saint Peter's

Loss, Non-Conf, S Site, H Home A Away N Neutral

Average RPI Win:	256	WON-LOST	WINNING	LAST 10	STRENGTH OF	OPP. STRENGTH	TEAM	ADJ.	CONF.	ADJ CONF.
Average RPI Loss:	141	RECORD	PCT. RANK	GAMES	SCHEDULE	OF SCHEDULE	RPI	RPI	RPI	RPI
DIV. I ONLY	16- 10	108	6-4	262	245	146	146	23	23	
DIV. I NON-CONF.	2- 4	235	0	324	119	273	273	24	24	
TOTALS	RPI 1-25	RPI 26-50	W-L RECORDS	RPI 51-100	RPI 101-150	RPI 150+				
16- 10	0- 0	0- 0	OVERALL	1- 6	0- 1	15- 3				
8- 3	0- 0	0- 0	HOME	1- 2	0- 0	7- 1				
8- 7	0- 0	0- 0	AWAY	0- 4	0- 1	8- 2				
0- 0	0- 0	0- 0	NEUTRAL	0- 0	0- 0	0- 0				
2- 4	0- 0	0- 0	NON-CONFERENCE	0- 1	0- 1	2- 2				
1- 0	0- 0	0- 0	HOME	0- 0	0- 0	1- 0				
1- 4	0- 0	0- 0	AWAY	0- 1	0- 1	1- 2				
0- 0	0- 0	0- 0	NEUTRAL	0- 0	0- 0	0- 0				
14- 6	0- 0	0- 0	CONFERENCE	1- 5	0- 0	13- 1				
7- 3	0- 0	0- 0	HOME	1- 2	0- 0	6- 1				
7- 3	0- 0	0- 0	AWAY	0- 3	0- 0	7- 0				
0- 0	0- 0	0- 0	NEUTRAL	0- 0	0- 0	0- 0				

RPI S	Opponent	Score	RPI S	Opponent	Score	RPI S	Opponent	Score	RPI S	Opponent	Score	Team's RPI: 146
						75	A A&M-Corpus Christi	54 57	133	A Texas Tech	57 99	
						75	H A&M-Corpus Christi	45 60	172	A New Orleans	78 46	
						83	A SFA	50 64	190	H Louisiana	77 73	
						83	H SFA	63 55	211	A Oral Roberts	41 64	
						86	A Abilene Christian	91 94	238	A Central Ark.	72 54	
						86	H Abilene Christian	73 81	238	H Central Ark.	73 58	
						91	A Oklahoma	71 95	253	A Southeastern La.	84 69	
									253	H Southeastern La.	81 75	
									255	A Nicholls St.	80 77	
									255	H Nicholls St.	87 71	
									265	A Lamar University	75 68	
									265	H Lamar University	68 47	
									268	H Incarnate Word	74 77	
									298	A Ole Miss	69 75	
									315	A Houston Baptist	97 69	
									315	H Houston Baptist	75 60	
									321	A UTSA	81 77	
									336	A Northwestern St.	79 69	
									347	H McNeese	92 59	
LAST 10 Division I												
			83	A SFA	50 64	238	H Central Ark.	73 58				
			75	H A&M-Corpus Christi	45 60	253	H Southeastern La.	81 75				
			86	A Abilene Christian	91 94	255	A Nicholls St.	80 77				
			315	H Houston Baptist	75 60	268	H Incarnate Word	74 77				
			265	A Lamar University	75 68	83	H SFA	63 55				

Non-Div I Games: Jarvis Christian 114 46 Howard Payne 91 49 Wiley 102 52

Sam Houston St.

Loss, Non-Conf, S Site, H Home A Away N Neutral

RPI 1-25					
RPI	S	Opponent	Score		
23	A	Kentucky	49	79	
RPI 26-50					
RPI	S	Opponent	Score		
27	A	Florida St.	59	88	
30	H	Western Ky.	84	88	
42	H	Troy	65	74	
48	A	UT Martin	75	80	
RPI 51-100					
RPI	S	Opponent	Score		
89	A	Fordham	37	68	
RPI 101+					
RPI	S	Opponent	Team's RPI:	Score	
103	A	UAB	69	76	
137	A	UNC Greensboro	56	42	
137	H	UNC Greensboro	69	57	
138	A	Florida	48	84	
139	A	North Ala.	79	63	
197	A	Furman	69	77	
197	H	Furman	59	72	
197	N	Furman	75	45	
206	H	Tennessee Tech	57	72	
207	A	Chattanooga	58	64	
207	H	Chattanooga	60	46	
222	A	Kennesaw St.	55	60	
240	A	Murray St.	84	56	
270	A	Wofford	74	58	
270	H	Wofford	63	69	
287	A	ETSU	76	60	
287	H	ETSU	68	34	
324	A	Mercer	60	54	
324	H	Mercer	72	64	
326	A	Alabama St.	83	48	
328	N	Hofstra	65	45	
342	A	Western Caro.	62	50	
342	H	Western Caro.	70	53	
342	N	Western Caro.	77	62	

Page 270

Average RPI Win:	205	WON-LOST	WINNING	LAST 10	STRENGTH OF	OPP. STRENGTH	TEAM	ADJ.	CONF.	ADJ CONF.
Average RPI Loss:	124	RECORD	PCT. RANK	GAMES	SCHEDULE	OF SCHEDULE	RPI	RPI	RPI	RPI
DIV. I ONLY	18- 10	87	8-2	149	144	114	114	11	11	
DIV. I NON-CONF.	5- 5	164	0	220	299	234	234	11	11	
TOTALS	RPI 1-25	RPI 26-50	W-L RECORDS	RPI 51-100	RPI 101-150	RPI 150+				
18- 10	0- 2	0- 0	OVERALL	1- 1	4- 4	13- 3				
11- 5	0- 1	0- 0	HOME	1- 0	2- 3	8- 1				
7- 5	0- 1	0- 0	AWAY	0- 1	2- 1	5- 2				
0- 0	0- 0	0- 0	NEUTRAL	0- 0	0- 0	0- 0				
5- 5	0- 0	0- 0	NON-CONFERENCE	0- 0	0- 4	5- 1				
3- 4	0- 0	0- 0	HOME	0- 0	0- 3	3- 1				
2- 1	0- 0	0- 0	AWAY	0- 0	0- 1	2- 0				
0- 0	0- 0	0- 0	NEUTRAL	0- 0	0- 0	0- 0				
13- 5	0- 2	0- 0	CONFERENCE	1- 1	4- 0	8- 2				
8- 1	0- 1	0- 0	HOME	1- 0	2- 0	5- 0				
5- 4	0- 1	0- 0	AWAY	0- 1	2- 0	3- 2				
0- 0	0- 0	0- 0	NEUTRAL	0- 0	0- 0	0- 0				

RPI	S	Opponent	Score	RPI	S	Opponent	Score	RPI	S	Opponent	Score	RPI	S	Opponent	Score	Team's RPI: 114
9	A	Gonzaga	46 57					93	A	BYU	36 52	108	H	Idaho	32 65	
9	H	Gonzaga	42 57					93	H	BYU	51 45	129	A	Portland	62 58	
												129	H	Portland	74 55	
												133	H	Texas Tech	60 64	
												136	A	Pacific	66 64	
												136	H	Pacific	66 61	
												142	H	Washington	47 65	
												145	A	San Jose St.	82 88	
												175	A	Pepperdine	57 73	
												175	H	Pepperdine	62 58	
												192	A	Santa Clara	66 78	
												192	H	Santa Clara	50 47	
												193	H	Towson	81 67	
												199	A	Saint Mary's (CA)	72 54	
												199	H	Saint Mary's (CA)	73 59	
												212	A	San Francisco	61 58	
												212	H	San Francisco	54 50	
												231	H	Cal St. Fullerton	67 72	
												244	A	San Diego St.	70 47	
												271	A	Air Force	70 59	
												281	H	CSUN	59 40	
												293	H	Monmouth	57 49	
												294	A	LMU (CA)	67 59	
												294	H	LMU (CA)	54 50	
LAST 10 Division I																
175	H	Pepperdine	62 58	136	H	Pacific	66 61									
294	H	LMU (CA)	54 50	93	H	BYU	51 45									
192	A	Santa Clara	66 78	129	A	Portland	62 58									
212	A	San Francisco	61 58	9	A	Gonzaga	46 57									
199	H	Saint Mary's (CA)	73 59	212	H	San Francisco	54 50									

Non-Div I Games: Biola 81 28

San Diego

■ Loss,
 ■ Non-Conf,
 ■ S Site,
 ■ Home
 ■ Away
 N Neutral

Average RPI Win:	246	WON-LOST	WINNING	LAST 10	STRENGTH OF	OPP. STRENGTH	TEAM	ADJ.	CONF.	ADJ CONF.
Average RPI Loss:	180	RECORD	PCT. RANK	GAMES	SCHEDULE	OF SCHEDULE	RPI	RPI	RPI	RPI
DIV. I ONLY	13- 17	211	6-4	222	240	244	244	17	17	
DIV. I NON-CONF.	4- 7	225	0	234	325	277	277	20	20	
TOTALS	RPI 1-25	RPI 26-50	W-L RECORDS	RPI 51-100	RPI 101-150	RPI 150+				
13- 17	0- 0	0- 0	OVERALL	0- 4	0- 3	13- 10				
8- 8	0- 0	0- 0	HOME	0- 2	0- 2	8- 4				
5- 8	0- 0	0- 0	AWAY	0- 2	0- 1	5- 5				
0- 1	0- 0	0- 0	NEUTRAL	0- 0	0- 0	0- 1				
4- 7	0- 0	0- 0	NON-CONFERENCE	0- 0	0- 2	4- 5				
2- 5	0- 0	0- 0	HOME	0- 0	0- 2	2- 3				
2- 2	0- 0	0- 0	AWAY	0- 0	0- 0	2- 2				
0- 0	0- 0	0- 0	NEUTRAL	0- 0	0- 0	0- 0				
9- 10	0- 0	0- 0	CONFERENCE	0- 4	0- 1	9- 5				
6- 3	0- 0	0- 0	HOME	0- 2	0- 0	6- 1				
3- 6	0- 0	0- 0	AWAY	0- 2	0- 1	3- 3				
0- 1	0- 0	0- 0	NEUTRAL	0- 0	0- 0	0- 1				

RPI S	Opponent	Score	RPI S	Opponent	Score	RPI S	Opponent	Score	RPI S	Opponent	Score	Team's RPI: 244
						69	A Fresno St.	54 79	114	H San Diego	47 70	
						69	H Fresno St.	60 65	123	H California	48 74	
						82	A Boise St.	72 86	145	A San Jose St.	67 84	
						82	H Boise St.	67 69	162	A Wyoming	67 81	
									162	H Wyoming	67 60	
									193	H Towson	80 72	
									214	A Hawaii	58 61	
									217	A UNLV	67 72	
									217	H UNLV	48 39	
									230	A New Mexico	67 58	
									230	H New Mexico	75 74	
									231	H Cal St. Fullerton	55 45	
									234	H Alabama A&M	53 61	
									235	A Nevada	69 70	
									235	H Nevada	81 68	
									243	H Arkansas St.	62 71	
									245	A UC Santa Barbara	52 64	
									268	A Incarnate Word	57 48	
									271	H Air Force	49 51	
									280	A Utah St.	59 51	
									280	H Utah St.	66 62	
									280	N Utah St.	79 81	
									281	H CSUN	69 74	
									284	A California Baptist	80 68	
									292	A Colorado St.	64 61	
									292	H Colorado St.	59 49	

LAST 10 Division I

280	N	Utah St.	79	81	230	A	New Mexico	67	58
235	H	Nevada	81	68	271	H	Air Force	49	51
292	A	Colorado St.	64	61	280	A	Utah St.	59	51
217	A	UNLV	67	72	230	H	New Mexico	75	74
82	H	Boise St.	67	69	217	H	UNLV	48	39

Non-Div I Games: Westcliff 77 56

San Diego St.

Loss, Non-Conf, S Site, H Home A Away N Neutral

San Francisco

Through Games Of March 7, 2020

Average RPI Win:	223	WON-LOST	WINNING	LAST 10	STRENGTH OF	OPP. STRENGTH	TEAM	ADJ.	CONF.	ADJ CONF.
Average RPI Loss:	125	RECORD	PCT. RANK	GAMES	SCHEDULE	OF SCHEDULE	RPI	RPI	RPI	RPI
DIV. I ONLY	12- 19	241	5-5	143	121	212	212	11	11	
DIV. I NON-CONF.	7- 5	131	0	158	198	141	141	11	11	
TOTALS	RPI 1-25	RPI 26-50	W-L RECORDS	RPI 51-100	RPI 101-150	RPI 150+				
12- 19	0- 4	0- 0	OVERALL	1- 1	1- 7	10- 7				
5- 9	0- 2	0- 0	HOME	1- 0	0- 4	4- 3				
4- 8	0- 1	0- 0	AWAY	0- 1	1- 3	3- 3				
3- 2	0- 1	0- 0	NEUTRAL	0- 0	0- 0	3- 1				
7- 5	0- 2	0- 0	NON-CONFERENCE	0- 0	0- 2	7- 1				
3- 2	0- 1	0- 0	HOME	0- 0	0- 1	3- 0				
1- 2	0- 0	0- 0	AWAY	0- 0	0- 1	1- 1				
3- 1	0- 1	0- 0	NEUTRAL	0- 0	0- 0	3- 0				
5- 14	0- 2	0- 0	CONFERENCE	1- 1	1- 5	3- 6				
2- 7	0- 1	0- 0	HOME	1- 0	0- 3	1- 3				
3- 6	0- 1	0- 0	AWAY	0- 1	1- 2	2- 2				
0- 1	0- 0	0- 0	NEUTRAL	0- 0	0- 0	0- 1				

RPI	S	Opponent	Score	RPI	S	Opponent	Score	RPI	S	Opponent	Score	RPI	S	Opponent	Score	Team's RPI: 212
6	H	Stanford	71 97					93	A	BYU	44 57	108	H	Idaho	60 66	
9	A	Gonzaga	38 56					93	H	BYU	60 58	114	A	San Diego	50 54	
9	H	Gonzaga	46 69									114	H	San Diego	58 61	
10	N	Mississippi St.	38 73									129	A	Portland	49 69	
												129	H	Portland	66 73	
												136	A	Pacific	67 61	
												136	H	Pacific	61 84	
												142	A	Washington	54 73	
												155	A	UC Davis	67 79	
												175	A	Pepperdine	70 82	
												175	H	Pepperdine	64 70	
												192	A	Santa Clara	72 66	
												192	H	Santa Clara	72 80	
												192	N	Santa Clara	65 72	
												199	A	Saint Mary's (CA)	69 55	
												199	H	Saint Mary's (CA)	79 86	
												215	N	Houston	80 57	
												225	A	Northern Colo.	90 83	
												231	H	Cal St. Fullerton	71 63	
												252	N	Bowling Green	64 56	
												256	N	UC Irvine	68 61	
												281	H	CSUN	79 61	
												294	A	LMU (CA)	69 76	
												294	H	LMU (CA)	70 68	
												305	H	Sacramento St.	87 82	
LAST 10 Division I																
192	N	Santa Clara	65 72	129	A	Portland	49 69									
199	A	Saint Mary's (CA)	69 55	9	A	Gonzaga	38 56									
136	A	Pacific	67 61	294	H	LMU (CA)	70 68									
93	H	BYU	60 58	175	H	Pepperdine	64 70									
114	H	San Diego	58 61	192	A	Santa Clara	72 66									

Non-Div I Games:

San Francisco

■ Loss,
 ■ Non-Conf,
 ■ S Site,
 ■ Home
 ■ A Away
 N Neutral

Average RPI Win:	232	WON-LOST	WINNING	LAST 10	STRENGTH OF	OPP. STRENGTH	TEAM	ADJ.	CONF.	ADJ CONF.
Average RPI Loss:	160	RECORD	PCT. RANK	GAMES	SCHEDULE	OF SCHEDULE	RPI	RPI	RPI	RPI
DIV. I ONLY	18- 12	117	4-6	214	207	145	145	17	17	
DIV. I NON-CONF.	5- 5	164	0	267	243	219	219	20	20	
TOTALS	RPI 1-25	RPI 26-50	W-L RECORDS	RPI 51-100	RPI 101-150	RPI 150+				
18- 12	0- 0	0- 0	OVERALL	1- 5	2- 0	15- 7				
10- 3	0- 0	0- 0	HOME	1- 1	2- 0	7- 2				
7- 6	0- 0	0- 0	AWAY	0- 2	0- 0	7- 4				
1- 3	0- 0	0- 0	NEUTRAL	0- 2	0- 0	1- 1				
5- 5	0- 0	0- 0	NON-CONFERENCE	0- 1	2- 0	3- 4				
4- 0	0- 0	0- 0	HOME	0- 0	2- 0	2- 0				
1- 3	0- 0	0- 0	AWAY	0- 0	0- 0	1- 3				
0- 2	0- 0	0- 0	NEUTRAL	0- 1	0- 0	0- 1				
13- 7	0- 0	0- 0	CONFERENCE	1- 4	0- 0	12- 3				
6- 3	0- 0	0- 0	HOME	1- 1	0- 0	5- 2				
6- 3	0- 0	0- 0	AWAY	0- 2	0- 0	6- 1				
1- 1	0- 0	0- 0	NEUTRAL	0- 1	0- 0	1- 0				

RPI S	Opponent	Score	RPI S	Opponent	Score	RPI S	Opponent	Score	RPI S	Opponent	Score	Team's RPI: 145
						69	A Fresno St.	76 78	110	H Buffalo	95 88	
						69	H Fresno St.	76 85	114	H San Diego	88 82	
						69	N Fresno St.	68 94	162	A Wyoming	45 80	
						82	A Boise St.	67 85	180	N Northern Ariz.	64 67	
						82	H Boise St.	74 61	192	A Santa Clara	81 89	
						93	N BYU	56 75	217	A UNLV	76 63	
									217	H UNLV	62 60	
									217	N UNLV	67 48	
									230	A New Mexico	81 80	
									230	H New Mexico	89 85	
									235	A Nevada	72 70	
									235	H Nevada	76 80	
									241	A CSU Bakersfield	71 75	
									244	H San Diego St.	84 67	
									245	A UC Santa Barbara	73 70	
									256	A UC Irvine	77 79	
									271	A Air Force	68 60	
									271	H Air Force	66 67	
									280	A Utah St.	76 61	
									280	H Utah St.	76 38	
									292	A Colorado St.	58 53	
									292	H Colorado St.	69 64	
									305	H Sacramento St.	73 67	
									312	H Eastern Wash.	84 66	
LAST 10 Division I												
			69	N Fresno St.	68 94	82	A Boise St.	67 85				
			217	N UNLV	67 48	271	H Air Force	66 67				
			217	A UNLV	76 63	69	A Fresno St.	76 78				
			280	H Utah St.	76 38	235	H Nevada	76 80				
			292	H Colorado St.	69 64	162	A Wyoming	45 80				

Non-Div I Games: La Verne 128 62

San Jose St.

Santa Clara

Through Games Of March 7, 2020

Average RPI Win:	179	WON-LOST	WINNING	LAST 10	STRENGTH OF	OPP. STRENGTH	TEAM	ADJ.	CONF.	ADJ CONF.
Average RPI Loss:	133	RECORD	PCT. RANK	GAMES	SCHEDULE	OF SCHEDULE	RPI	RPI	RPI	RPI
DIV. I ONLY	11- 19	261	4-6	88	122	192	192	11	11	
DIV. I NON-CONF.	5- 5	164	0	57	158	94	94	11	11	
TOTALS	RPI 1-25	RPI 26-50	W-L RECORDS	RPI 51-100	RPI 101-150	RPI 150+				
11- 19	0- 3	0- 1	OVERALL	1- 2	3- 6	7- 7				
5- 7	0- 1	0- 0	HOME	1- 1	3- 1	1- 4				
4- 10	0- 2	0- 1	AWAY	0- 1	0- 4	4- 2				
2- 2	0- 0	0- 0	NEUTRAL	0- 0	0- 1	2- 1				
5- 5	0- 1	0- 1	NON-CONFERENCE	1- 0	1- 1	3- 2				
2- 1	0- 0	0- 0	HOME	1- 0	1- 0	0- 1				
2- 3	0- 1	0- 1	AWAY	0- 0	0- 1	2- 0				
1- 1	0- 0	0- 0	NEUTRAL	0- 0	0- 0	1- 1				
6- 14	0- 2	0- 0	CONFERENCE	0- 2	2- 5	4- 5				
3- 6	0- 1	0- 0	HOME	0- 1	2- 1	1- 3				
2- 7	0- 1	0- 0	AWAY	0- 1	0- 3	2- 2				
1- 1	0- 0	0- 0	NEUTRAL	0- 0	0- 1	1- 0				

RPI 1-25				RPI 26-50				RPI 51-100				RPI 101+ Team's RPI: 192			
RPI	S	Opponent	Score	RPI	S	Opponent	Score	RPI	S	Opponent	Score	RPI	S	Opponent	Score
8	A	Missouri St.	64 71	28	A	Arizona	52 65	69	H	Fresno St.	90 66	114	A	San Diego	47 50
9	A	Gonzaga	46 53					93	A	BYU	48 71	114	H	San Diego	78 66
9	H	Gonzaga	52 67					93	H	BYU	51 60	123	A	California	65 69
												129	A	Portland	62 84
												129	H	Portland	77 80
												136	A	Pacific	69 71
												136	H	Pacific	75 65
												136	N	Pacific	49 67
												145	H	San Jose St.	89 81
												153	N	Montana	68 58
												155	A	UC Davis	62 61
												175	A	Pepperdine	71 79
												175	H	Pepperdine	61 79
												186	N	Delaware	80 81
												199	A	Saint Mary's (CA)	94 87
												199	H	Saint Mary's (CA)	87 95
												212	A	San Francisco	80 72
												212	H	San Francisco	66 72
												212	N	San Francisco	72 65
												275	H	Long Beach St.	46 54
												281	A	CSUN	76 55
												294	A	LMU (CA)	59 75
												294	H	LMU (CA)	76 60
LAST 10 Division I															
				136	N	Pacific	49 67	93	H	BYU	51 60				
				212	N	San Francisco	72 65	9	A	Gonzaga	46 53				
				136	A	Pacific	69 71	129	A	Portland	62 84				
				199	A	Saint Mary's (CA)	94 87	175	H	Pepperdine	61 79				
				114	H	San Diego	78 66	294	H	LMU (CA)	76 60				

Non-Div I Games: UC Santa Cruz 109 51

Santa Clara

Loss, Non-Conf, S Site, H Home A Away N Neutral

Average RPI Win:	296	WON-LOST	WINNING	LAST 10	STRENGTH OF	OPP. STRENGTH	TEAM	ADJ.	CONF.	ADJ CONF.
Average RPI Loss:	220	RECORD	PCT. RANK	GAMES	SCHEDULE	OF SCHEDULE	RPI	RPI	RPI	RPI
DIV. I ONLY	9- 16	263	5-5	298	342	306	306	31	31	
DIV. I NON-CONF.	3- 7	252	0	232	310	281	281	32	32	
TOTALS	RPI 1-25	RPI 26-50	W-L RECORDS	RPI 51-100	RPI 101-150	RPI 150+				
9- 16	0- 0	0- 0	OVERALL	0- 1	0- 2	9- 13				
7- 5	0- 0	0- 0	HOME	0- 1	0- 1	7- 3				
2- 11	0- 0	0- 0	AWAY	0- 0	0- 1	2- 10				
0- 0	0- 0	0- 0	NEUTRAL	0- 0	0- 0	0- 0				
3- 7	0- 0	0- 0	NON-CONFERENCE	0- 1	0- 2	3- 4				
2- 2	0- 0	0- 0	HOME	0- 1	0- 1	2- 0				
1- 5	0- 0	0- 0	AWAY	0- 0	0- 1	1- 4				
0- 0	0- 0	0- 0	NEUTRAL	0- 0	0- 0	0- 0				
6- 9	0- 0	0- 0	CONFERENCE	0- 0	0- 0	6- 9				
5- 3	0- 0	0- 0	HOME	0- 0	0- 0	5- 3				
1- 6	0- 0	0- 0	AWAY	0- 0	0- 0	1- 6				
0- 0	0- 0	0- 0	NEUTRAL	0- 0	0- 0	0- 0				

RPI S	Opponent	Score	RPI S	Opponent	Score	RPI S	Opponent	Score	RPI S	Opponent	Score	Team's RPI: 306
						67	H Montana St.	65 73	108	H Idaho	84 90	
									142	A Washington	46 78	
									180	A Northern Ariz.	80 88	
									181	A Idaho St.	48 73	
									200	A UMKC	65 68	
									200	H UMKC	65 76	
									231	A Cal St. Fullerton	63 81	
									241	A CSU Bakersfield	43 55	
									241	H CSU Bakersfield	63 57	
									248	A Grand Canyon	60 63	
									248	H Grand Canyon	48 56	
									275	H Long Beach St.	66 54	
									280	A Utah St.	63 70	
									284	A California Baptist	83 49	
									284	H California Baptist	79 90	
									291	A Utah Valley	58 70	
									291	H Utah Valley	82 80	
									300	A UTRGV	81 85	
									300	H UTRGV	78 70	
									305	H Sacramento St.	88 84	
									308	A Cal Poly	72 49	
									313	A New Mexico St.	65 83	
									313	H New Mexico St.	67 57	
									349	H Chicago St.	80 51	
LAST 10 Division I												
			200	A UMKC	65 68		313	H New Mexico St.	67 57			
			284	H California Baptist	79 90		291	H Utah Valley	82 80			
			241	A CSU Bakersfield	43 55		284	A California Baptist	83 49			
			248	A Grand Canyon	60 63		241	H CSU Bakersfield	63 57			
			300	H UTRGV	78 70		248	H Grand Canyon	48 56			

Non-Div I Games: Warner Pacific 89 47 Saint Martin's 91 81 Central Wash. 75 65

Seattle U

Seton Hall

Through Games Of March 7, 2020

Average RPI Win:	172	WON-LOST	WINNING	LAST 10	STRENGTH OF	OPP. STRENGTH	TEAM	ADJ.	CONF.	ADJ CONF.
Average RPI Loss:	48	RECORD	PCT. RANK	GAMES	SCHEDULE	OF SCHEDULE	RPI	RPI	RPI	RPI
DIV. I ONLY	19- 11	92	7-3	55	74	64	64	6	6	
DIV. I NON-CONF.	7- 4	100	0	53	105	81	81	6	6	
TOTALS	RPI 1-25	RPI 26-50	W-L RECORDS	RPI 51-100	RPI 101-150	RPI 150+				
19- 11	1- 5	0- 0	OVERALL	6- 5	1- 1	11- 0				
10- 5	1- 3	0- 0	HOME	3- 2	0- 0	6- 0				
6- 5	0- 2	0- 0	AWAY	2- 2	0- 1	4- 0				
3- 1	0- 0	0- 0	NEUTRAL	1- 1	1- 0	1- 0				
7- 4	0- 2	0- 0	NON-CONFERENCE	1- 1	1- 1	5- 0				
4- 2	0- 2	0- 0	HOME	1- 0	0- 0	3- 0				
1- 1	0- 0	0- 0	AWAY	0- 0	0- 1	1- 0				
2- 1	0- 0	0- 0	NEUTRAL	0- 1	1- 0	1- 0				
12- 7	1- 3	0- 0	CONFERENCE	5- 4	0- 0	6- 0				
6- 3	1- 1	0- 0	HOME	2- 2	0- 0	3- 0				
5- 4	0- 2	0- 0	AWAY	2- 2	0- 0	3- 0				
1- 0	0- 0	0- 0	NEUTRAL	1- 0	0- 0	0- 0				

RPI 1-25				RPI 26-50				RPI 51-100 Team's RPI: 64				RPI 101+			
RPI	S	Opponent	Score	RPI	S	Opponent	Score	RPI	S	Opponent	Score	RPI	S	Opponent	Score
5	H	UConn	78 92					51	A	Creighton	66 78	122	A	Lehigh	68 75
11	H	Princeton	76 78					51	H	Creighton	82 70	127	N	Vanderbilt	69 65
22	A	DePaul	68 85					55	A	St. John's (NY)	76 77	159	H	Lafayette	74 50
22	H	DePaul	76 86					55	H	St. John's (NY)	66 82	187	A	Providence	71 45
24	A	Marquette	60 81					78	N	Georgia Tech	54 79	187	H	Providence	97 55
24	H	Marquette	72 60					79	A	Villanova	65 63	228	H	Fairfield	74 44
								79	H	Villanova	55 61	236	N	Saint Joseph's	55 39
								88	H	VCU	53 33	254	A	Iona	89 37
								98	A	Butler	67 62	258	A	Georgetown	61 47
								98	H	Butler	66 53	258	H	Georgetown	79 60
								98	N	Butler	83 57	266	A	Xavier	83 61
												266	H	Xavier	69 59
												299	H	Sacred Heart	95 69
LAST 10 Division I															
98	N	Butler	83 57	187	A	Providence	71 45								
98	H	Butler	66 53	22	H	DePaul	76 86								
266	H	Xavier	69 59	24	H	Marquette	72 60								
55	A	St. John's (NY)	76 77	79	A	Villanova	65 63								
51	A	Creighton	66 78	258	A	Georgetown	61 47								

Non-Div I Games:

Seton Hall

■ Loss,
 ■ Non-Conf,
 ■ S Site,
 ■ H Home
 ■ A Away
 N Neutral

Average RPI Win: 281		WON-LOST	WINNING	LAST 10	STRENGTH OF	OPP. STRENGTH	TEAM	ADJ.	CONF.	ADJ CONF.
Average RPI Loss: 178		RECORD	PCT. RANK	GAMES	SCHEDULE	OF SCHEDULE	RPI	RPI	RPI	RPI
DIV. I ONLY		10- 19	270	4-6	213	313	278	278	24	24
DIV. I NON-CONF.		2- 7	288	0	123	340	283	283	25	25
TOTALS		RPI 1-25	RPI 26-50	W-L RECORDS	RPI 51-100	RPI 101-150	RPI 150+			
10- 19	0- 0		0- 0	OVERALL	0- 5	0- 3	10- 11			
7- 6	0- 0		0- 0	HOME	0- 2	0- 0	7- 4			
3- 13	0- 0		0- 0	AWAY	0- 3	0- 3	3- 7			
0- 0	0- 0		0- 0	NEUTRAL	0- 0	0- 0	0- 0			
2- 7	0- 0		0- 0	NON-CONFERENCE	0- 1	0- 3	2- 3			
2- 1	0- 0		0- 0	HOME	0- 0	0- 0	2- 1			
0- 6	0- 0		0- 0	AWAY	0- 1	0- 3	0- 2			
0- 0	0- 0		0- 0	NEUTRAL	0- 0	0- 0	0- 0			
8- 12	0- 0		0- 0	CONFERENCE	0- 4	0- 0	8- 8			
5- 5	0- 0		0- 0	HOME	0- 2	0- 0	5- 3			
3- 7	0- 0		0- 0	AWAY	0- 2	0- 0	3- 5			
0- 0	0- 0		0- 0	NEUTRAL	0- 0	0- 0	0- 0			

[illegible]

Non-Div I Games:

Siena

Loss, Non-Conf, S Site, H Home A Away N Neutral

South Alabama

Through Games Of March 7, 2020

Average RPI Win:	249	WON-LOST	WINNING	LAST 10	STRENGTH OF	OPP. STRENGTH	TEAM	ADJ.	CONF.	ADJ CONF.
Average RPI Loss:	143	RECORD	PCT. RANK	GAMES	SCHEDULE	OF SCHEDULE	RPI	RPI	RPI	RPI
DIV. I ONLY	12- 16	216	4-6	224	194	239	239	21	21	
DIV. I NON-CONF.	3- 7	252	0	235	73	286	286	19	19	
TOTALS	RPI 1-25	RPI 26-50	W-L RECORDS	RPI 51-100	RPI 101-150	RPI 150+				
12- 16	0- 0	0- 3	OVERALL	1- 3	0- 3	11- 7				
7- 8	0- 0	0- 2	HOME	1- 2	0- 2	6- 2				
5- 8	0- 0	0- 1	AWAY	0- 1	0- 1	5- 5				
0- 0	0- 0	0- 0	NEUTRAL	0- 0	0- 0	0- 0				
3- 7	0- 0	0- 1	NON-CONFERENCE	1- 1	0- 2	2- 3				
2- 4	0- 0	0- 1	HOME	1- 1	0- 1	1- 1				
1- 3	0- 0	0- 0	AWAY	0- 0	0- 1	1- 2				
0- 0	0- 0	0- 0	NEUTRAL	0- 0	0- 0	0- 0				
9- 9	0- 0	0- 2	CONFERENCE	0- 2	0- 1	9- 4				
5- 4	0- 0	0- 1	HOME	0- 1	0- 1	5- 1				
4- 5	0- 0	0- 1	AWAY	0- 1	0- 0	4- 3				
0- 0	0- 0	0- 0	NEUTRAL	0- 0	0- 0	0- 0				

RPI S	Opponent	Score	RPI S	Opponent	Score	RPI S	Opponent	Score	RPI S	Opponent	Score	Team's RPI: 239
42	A Troy	68 85	42	H Troy	73 77	71	H Alabama	62 74	102	H UT Arlington	45 68	
47	H Rutgers	56 77				75	H A&M-Corpus Christi	83 82	103	A UAB	61 77	
						96	A Coastal Caro.	73 76	112	H Auburn	62 82	
						96	H Coastal Caro.	62 71	170	A Tulane	62 53	
									190	A Louisiana	68 73	
									190	H Louisiana	78 63	
									204	A Southern Miss.	55 62	
									208	A Little Rock	57 42	
									208	H Little Rock	58 69	
									213	A Appalachian St.	59 71	
									213	H Appalachian St.	81 66	
									226	H Miami (OH)	73 76	
									243	A Arkansas St.	80 86	
									243	H Arkansas St.	87 71	
									250	H Texas St.	78 76	
									287	A ETSU	60 65	
									288	A Ga. Southern	71 65	
									316	A Georgia St.	81 64	
									334	H Tennessee St.	70 48	
									348	A La.-Monroe	73 39	
									348	H La.-Monroe	72 63	
LAST 10 Division I												
208	A Little Rock	57 42	96	A Coastal Caro.	73 76							
243	A Arkansas St.	80 86	213	A Appalachian St.	59 71							
42	H Troy	73 77	348	A La.-Monroe	73 39							
208	H Little Rock	58 69	190	H Louisiana	78 63							
243	H Arkansas St.	87 71	42	A Troy	68 85							

Non-Div I Games: William Carey 68 52 Mobile 103 59

South Alabama

Loss, Non-Conf, S Site, H Home A Away N Neutral

South Carolina

Through Games Of March 7, 2020

Average RPI Win:	94	WON-LOST	WINNING	LAST 10	STRENGTH OF	OPP. STRENGTH	TEAM	ADJ.	CONF.	ADJ CONF.
Average RPI Loss:	14	RECORD	PCT. RANK	GAMES	SCHEDULE	OF SCHEDULE	RPI	RPI	RPI	RPI
DIV. I ONLY	31- 1	1	10-0	9	2	1	1	4	4	
DIV. I NON-CONF.	13- 1	9	1-0	30	4	3	3	5	5	
TOTALS	RPI 1-25	RPI 26-50	W-L RECORDS	RPI 51-100	RPI 101-150	RPI 150+				
31- 1	7- 1	8- 0	OVERALL	4- 0	6- 0	6- 0				
15- 0	4- 0	5- 0	HOME	1- 0	2- 0	3- 0				
12- 0	2- 0	2- 0	AWAY	2- 0	3- 0	3- 0				
4- 1	1- 1	1- 0	NEUTRAL	1- 0	1- 0	0- 0				
13- 1	3- 1	4- 0	NON-CONFERENCE	0- 0	2- 0	4- 0				
7- 0	1- 0	3- 0	HOME	0- 0	0- 0	3- 0				
4- 0	1- 0	1- 0	AWAY	0- 0	1- 0	1- 0				
2- 1	1- 1	0- 0	NEUTRAL	0- 0	1- 0	0- 0				
18- 0	4- 0	4- 0	CONFERENCE	4- 0	4- 0	2- 0				
8- 0	3- 0	2- 0	HOME	1- 0	2- 0	0- 0				
8- 0	1- 0	1- 0	AWAY	2- 0	2- 0	2- 0				
2- 0	0- 0	1- 0	NEUTRAL	1- 0	0- 0	0- 0				

RPI 1-25				Team's RPI: 1		RPI 26-50				RPI 51-100				RPI 101+			
RPI	S	Opponent	Score	RPI	S	Opponent	Score	RPI	S	Opponent	Score	RPI	S	Opponent	Score		
3	A	Maryland	63 54	26	H	Duke	89 46	63	A	Georgia	88 53	105	N	Washington St.	68 53		
4	N	Baylor	74 59	31	A	Arkansas	86 65	63	N	Georgia	89 56	112	H	Auburn	79 53		
5	H	UConn	70 52	31	H	Arkansas	91 82	65	H	Tennessee	69 48	116	A	Temple	78 71		
10	H	Mississippi St.	81 79	31	N	Arkansas	90 64	71	A	Alabama	93 78	127	A	Vanderbilt	93 57		
14	N	Indiana	57 71	32	H	South Dakota	73 60					127	H	Vanderbilt	95 44		
20	H	Texas A&M	60 52	36	H	LSU	63 48					138	A	Florida	100 67		
23	A	Kentucky	67 58	43	A	Dayton	75 49					176	A	Missouri	78 45		
23	H	Kentucky	99 72	44	H	Purdue	85 49					213	H	Appalachian St.	92 50		

Non-Div I Games:

South Carolina

Loss, Non-Conf, S Site, H Home A Away N Neutral

Average RPI Win: 332		WON-LOST	WINNING	LAST 10	STRENGTH OF	OPP. STRENGTH	TEAM	ADJ.	CONF.	ADJ CONF.
Average RPI Loss: 238		RECORD	PCT. RANK	GAMES	SCHEDULE	OF SCHEDULE	RPI	RPI	RPI	RPI
DIV. I ONLY		3- 26	340	0-10	345	347	350	350	29	29
DIV. I NON-CONF.		1- 12	335	0	316	347	345	345	29	29
TOTALS	RPI 1-25	RPI 26-50		W-L RECORDS		RPI 51-100	RPI 101-150	RPI 150+		
3- 26	0- 0	0- 0		OVERALL		0- 1	0- 3	3- 22		
1- 12	0- 0	0- 0		HOME		0- 0	0- 1	1- 11		
2- 13	0- 0	0- 0		AWAY		0- 1	0- 1	2- 11		
0- 1	0- 0	0- 0		NEUTRAL		0- 0	0- 1	0- 0		
1- 12	0- 0	0- 0		NON-CONFERENCE		0- 1	0- 1	1- 10		
0- 5	0- 0	0- 0		HOME		0- 0	0- 0	0- 5		
1- 6	0- 0	0- 0		AWAY		0- 1	0- 0	1- 5		
0- 1	0- 0	0- 0		NEUTRAL		0- 0	0- 1	0- 0		
2- 14	0- 0	0- 0		CONFERENCE		0- 0	0- 2	2- 12		
1- 7	0- 0	0- 0		HOME		0- 0	0- 1	1- 6		
1- 7	0- 0	0- 0		AWAY		0- 0	0- 1	1- 6		
0- 0	0- 0	0- 0		NEUTRAL		0- 0	0- 0	0- 0		

[illegible]

Non-Div I Games:

South Carolina St.

Loss, Non-Conf, S Site, H Home A Away N Neutral

RPI	S	Opponent	Score
339	H	Florida A&M	39 44
343	A	Charleston So.	81 75

South Carolina st.
S
t
.

South Dakota

Through Games Of March 7, 2020

Average RPI Win:	196	WON-LOST	WINNING	LAST 10	STRENGTH OF	OPP. STRENGTH	TEAM	ADJ.	CONF.	ADJ CONF.
Average RPI Loss:	5	RECORD	PCT. RANK	GAMES	SCHEDULE	OF SCHEDULE	RPI	RPI	RPI	RPI
DIV. I ONLY	27- 2	6	10-0	211	115	32	32	19	19	
DIV. I NON-CONF.	10- 2	29	0	67	3	16	16	18	18	
TOTALS	RPI 1-25	RPI 26-50	W-L RECORDS	RPI 51-100	RPI 101-150	RPI 150+				
27- 2	2- 2	0- 0	OVERALL	3- 0	3- 0	19- 0				
13- 1	1- 1	0- 0	HOME	2- 0	0- 0	10- 0				
11- 1	0- 1	0- 0	AWAY	1- 0	3- 0	7- 0				
3- 0	1- 0	0- 0	NEUTRAL	0- 0	0- 0	2- 0				
10- 2	2- 2	0- 0	NON-CONFERENCE	1- 0	3- 0	4- 0				
5- 1	1- 1	0- 0	HOME	1- 0	0- 0	3- 0				
3- 1	0- 1	0- 0	AWAY	0- 0	3- 0	0- 0				
2- 0	1- 0	0- 0	NEUTRAL	0- 0	0- 0	1- 0				
17- 0	0- 0	0- 0	CONFERENCE	2- 0	0- 0	15- 0				
8- 0	0- 0	0- 0	HOME	1- 0	0- 0	7- 0				
8- 0	0- 0	0- 0	AWAY	1- 0	0- 0	7- 0				
1- 0	0- 0	0- 0	NEUTRAL	0- 0	0- 0	1- 0				

RPI S	Opponent	Score	RPI S	Opponent	Score	Team's RPI: 32	RPI S	Opponent	Score	RPI S	Opponent	Score	RPI S	Opponent	Score
1	A South Carolina	60 73					51	H Creighton	72 65	106	A Utah	84 81			
8	H Missouri St.	66 74					70	A South Dakota St.	77 67	119	A Green Bay	66 60			
16	N Ohio St.	68 53					70	H South Dakota St.	83 48	147	A Northeastern	80 76			
25	H Drake	102 94								153	H Montana	96 64			
										174	N Northern Ill.	91 48			
										176	H Missouri	72 56			
										205	A Western Ill.	96 65			
										205	H Western Ill.	88 51			
										211	A Oral Roberts	77 73			
										211	H Oral Roberts	79 56			
										218	A North Dakota	93 46			
										218	H North Dakota	76 47			
										227	A Denver	92 60			
										227	H Denver	104 61			
										267	A North Dakota St.	80 36			
										267	H North Dakota St.	96 57			
										309	A Omaha	71 39			
										309	H Omaha	77 44			
										309	N Omaha	99 40			
										335	H Coppin St.	82 44			
										340	A Purdue Fort Wayne	62 41			
										340	H Purdue Fort Wayne	79 25			
LAST 10 Division I															
309	N Omaha	99 40	205	H Western Ill.	88 51										
218	H North Dakota	76 47	218	A North Dakota	93 46										
70	A South Dakota St.	77 67	227	A Denver	92 60										
267	H North Dakota St.	96 57	309	A Omaha	71 39										
211	A Oral Roberts	77 73	211	H Oral Roberts	79 56										

Non-Div I Games: Mt. Marty 110 39

South Dakota

Loss, Non-Conf, S Site, H Home A Away N Neutral

Average RPI Win:	220	WON-LOST	WINNING	LAST 10	STRENGTH OF	OPP. STRENGTH	TEAM	ADJ.	CONF.	ADJ CONF.
Average RPI Loss:	50	RECORD	PCT. RANK	GAMES	SCHEDULE	OF SCHEDULE	RPI	RPI	RPI	RPI
DIV. I ONLY	21- 9	62	8-2	93	153	70	70	19	19	
DIV. I NON-CONF.	7- 6	161	0	12	22	56	56	18	18	
TOTALS	RPI 1-25	RPI 26-50	W-L RECORDS	RPI 51-100	RPI 101-150	RPI 150+				
21- 9	0- 4	0- 3	OVERALL	2- 1	2- 0	17- 1				
10- 4	0- 2	0- 1	HOME	1- 0	0- 0	9- 1				
8- 4	0- 2	0- 1	AWAY	0- 1	1- 0	7- 0				
3- 1	0- 0	0- 1	NEUTRAL	1- 0	1- 0	1- 0				
7- 6	0- 4	0- 1	NON-CONFERENCE	2- 1	2- 0	3- 0				
4- 2	0- 2	0- 0	HOME	1- 0	0- 0	3- 0				
1- 3	0- 2	0- 0	AWAY	0- 1	1- 0	0- 0				
2- 1	0- 0	0- 1	NEUTRAL	1- 0	1- 0	0- 0				
14- 3	0- 0	0- 2	CONFERENCE	0- 0	0- 0	14- 1				
6- 2	0- 0	0- 1	HOME	0- 0	0- 0	6- 1				
7- 1	0- 0	0- 1	AWAY	0- 0	0- 0	7- 0				
1- 0	0- 0	0- 0	NEUTRAL	0- 0	0- 0	1- 0				

RPI 1-25				RPI 26-50				RPI 51-100				RPI 101+			
RPI	S	Opponent	Score	RPI	S	Opponent	Score	RPI	S	Opponent	Score	RPI	S	Opponent	Score
2	A	Oregon	56 95	32	A	South Dakota	48 83	51	A	Creighton	48 61	119	A	Green Bay	60 55
18	H	Central Mich.	74 79	32	H	South Dakota	67 77	62	N	South Fla.	61 50	121	N	Notre Dame	65 59
24	H	Marquette	58 65	37	N	FGCU	70 71	67	H	Montana St.	60 50	162	H	Wyoming	67 40
25	A	Drake	67 74									205	A	Western Ill.	89 48
												205	H	Western Ill.	75 45
												207	H	Chattanooga	71 56
												211	A	Oral Roberts	76 61
												211	H	Oral Roberts	58 44
												218	A	North Dakota	74 61
												218	H	North Dakota	99 64
												218	N	North Dakota	72 43
												227	A	Denver	86 79
												227	H	Denver	62 72
												267	A	North Dakota St.	85 58
												267	H	North Dakota St.	60 52
												309	A	Omaha	68 51
												309	H	Omaha	69 59
												335	H	Coppin St.	94 41
												340	A	Purdue Fort Wayne	100 69
												340	H	Purdue Fort Wayne	89 43
LAST 10 Division I															
				218	N	North Dakota	72 43	227	H	Denver	62 72				
				267	A	North Dakota St.	85 58	309	H	Omaha	69 59				
				32	H	South Dakota	67 77	211	A	Oral Roberts	76 61				
				218	A	North Dakota	74 61	205	A	Western Ill.	89 48				
				340	H	Purdue Fort Wayne	89 43	267	H	North Dakota St.	60 52				

Non-Div I Games: Dakota Wesleyan 77 46

South Dakota St.

Average RPI Win:	183	WON-LOST	WINNING	LAST 10	STRENGTH OF	OPP. STRENGTH	TEAM	ADJ.	CONF.	ADJ CONF.
Average RPI Loss:	61	RECORD	PCT. RANK	GAMES	SCHEDULE	OF SCHEDULE	RPI	RPI	RPI	RPI
DIV. I ONLY	19- 12	109	6-4	34	84	62	62	9	9	
DIV. I NON-CONF.	8- 6	138	0	37	131	100	100	9	9	
TOTALS	RPI 1-25	RPI 26-50	W-L RECORDS	RPI 51-100	RPI 101-150	RPI 150+				
19- 12	0- 4	1- 3	OVERALL	2- 2	2- 2	14- 1				
14- 2	0- 1	1- 1	HOME	2- 0	2- 0	9- 0				
4- 6	0- 2	0- 1	AWAY	0- 1	0- 1	4- 1				
1- 4	0- 1	0- 1	NEUTRAL	0- 1	0- 1	1- 0				
8- 6	0- 2	1- 1	NON-CONFERENCE	1- 1	1- 1	5- 1				
8- 0	0- 0	1- 0	HOME	1- 0	1- 0	5- 0				
0- 2	0- 1	0- 0	AWAY	0- 0	0- 0	0- 1				
0- 4	0- 1	0- 1	NEUTRAL	0- 1	0- 1	0- 0				
11- 6	0- 2	0- 2	CONFERENCE	1- 1	1- 1	9- 0				
6- 2	0- 1	0- 1	HOME	1- 0	1- 0	4- 0				
4- 4	0- 1	0- 1	AWAY	0- 1	0- 1	4- 0				
1- 0	0- 0	0- 0	NEUTRAL	0- 0	0- 0	1- 0				

RPI 1-25					RPI 26-50					RPI 51-100					Team's RPI: 62		RPI 101+							
RPI	S	Opponent	Score		RPI	S	Opponent	Score		RPI	S	Opponent	Score				RPI	S	Opponent	Score				
4	A	Baylor	46	58	35	A	UCF	48	56	70	N	South Dakota St.	50	61			108	H	Idaho	67	64			
5	A	UConn	39	80	35	H	UCF	57	64	72	A	Cincinnati	55	60			116	A	Temple	66	69			
5	H	UConn	47	67	37	N	FGCU	77	81	72	H	Cincinnati	76	68			116	H	Temple	99	51			
10	N	Mississippi St.	61	86	41	H	Texas	64	57	88	H	VCU	77	55			121	N	Notre Dame	51	67			

Non-Div I Games:

South Fla.

Average RPI Win:	225	WON-LOST	WINNING	LAST 10	STRENGTH OF	OPP. STRENGTH	TEAM	ADJ.	CONF.	ADJ CONF.
Average RPI Loss:	152	RECORD	PCT. RANK	GAMES	SCHEDULE	OF SCHEDULE	RPI	RPI	RPI	RPI
DIV. I ONLY	23- 7	33	8-2	270	225	87	87	20	20	
DIV. I NON-CONF.	6- 3	90	0	346	156	182	182	23	23	
TOTALS	RPI 1-25	RPI 26-50	W-L RECORDS	RPI 51-100	RPI 101-150	RPI 150+				
23- 7	0- 0	2- 1	OVERALL	1- 2	1- 0	19- 4				
10- 1	0- 0	1- 0	HOME	0- 1	1- 0	8- 0				
10- 6	0- 0	0- 1	AWAY	0- 1	0- 0	10- 4				
3- 0	0- 0	1- 0	NEUTRAL	1- 0	0- 0	1- 0				
6- 3	0- 0	0- 0	NON-CONFERENCE	0- 1	1- 0	5- 2				
2- 0	0- 0	0- 0	HOME	0- 0	1- 0	1- 0				
4- 3	0- 0	0- 0	AWAY	0- 1	0- 0	4- 2				
0- 0	0- 0	0- 0	NEUTRAL	0- 0	0- 0	0- 0				
17- 4	0- 0	2- 1	CONFERENCE	1- 1	0- 0	14- 2				
8- 1	0- 0	1- 0	HOME	0- 1	0- 0	7- 0				
6- 3	0- 0	0- 1	AWAY	0- 0	0- 0	6- 2				
3- 0	0- 0	1- 0	NEUTRAL	1- 0	0- 0	1- 0				

RPI S	Opponent	Score	RPI S	Opponent	Score	RPI S	Opponent	Score	RPI S	Opponent	Score
48	A UT Martin	72 78	48	H UT Martin	71 69	56	H Belmont	45 57	107	H Southern Ill.	79 65
48	H UT Martin	71 69	48	N UT Martin	67 47	56	N Belmont	114 99	171	A Austin Peay	79 66
48	N UT Martin	67 47				84	A Saint Louis	61 76	171	H Austin Peay	81 43
									182	A Eastern Mich.	64 69
									198	A Eastern Ill.	77 65
									198	H Eastern Ill.	72 56
									205	A Western Ill.	91 97
									206	A Tennessee Tech	72 59
									206	H Tennessee Tech	87 72
									206	N Tennessee Tech	82 81
									240	A Murray St.	62 70
									240	H Murray St.	88 73
									243	A Arkansas St.	79 67
									247	A Jacksonville St.	51 72
									247	H Jacksonville St.	79 52
									276	A Indiana St.	68 58
									283	A Morehead St.	67 61
									290	A Eastern Ky.	60 44
									298	A Ole Miss	70 53
									330	H Evansville	83 60
									334	H Tennessee St.	83 54
									338	A SIUE	66 56
									338	H SIUE	80 57
									340	A Purdue Fort Wayne	58 48

LAST 10 Division I

48	N UT Martin	67 47	206	A Tennessee Tech	72 59
56	N Belmont	114 99	247	A Jacksonville St.	51 72
206	N Tennessee Tech	82 81	338	H SIUE	80 57
48	A UT Martin	72 78	48	H UT Martin	71 69
198	H Eastern Ill.	72 56	206	H Tennessee Tech	87 72

Non-Div I Games: Harris-Stowe 106 64 Mo.-St. Louis 70 56

Southeast Mo. St.

Loss, Non-Conf, S Site, H Home A Away N Neutral

Southeastern La.

Through Games Of March 7, 2020

Average RPI Win:	267	WON-LOST	WINNING	LAST 10	STRENGTH OF	OPP. STRENGTH	TEAM	ADJ.	CONF.	ADJ CONF.
Average RPI Loss:	164	RECORD	PCT. RANK	GAMES	SCHEDULE	OF SCHEDULE	RPI	RPI	RPI	RPI
DIV. I ONLY	11- 17	237	4-6	242	287	253	253	23	23	
DIV. I NON-CONF.	2- 6	279	0	217	272	255	255	24	24	
TOTALS	RPI 1-25	RPI 26-50	W-L RECORDS	RPI 51-100	RPI 101-150	RPI 150+				
11- 17	0- 0	0- 1	OVERALL	1- 5	0- 2	10- 9				
7- 4	0- 0	0- 0	HOME	1- 1	0- 1	6- 2				
4- 13	0- 0	0- 1	AWAY	0- 4	0- 1	4- 7				
0- 0	0- 0	0- 0	NEUTRAL	0- 0	0- 0	0- 0				
2- 6	0- 0	0- 1	NON-CONFERENCE	0- 1	0- 0	2- 4				
1- 0	0- 0	0- 0	HOME	0- 0	0- 0	1- 0				
1- 6	0- 0	0- 1	AWAY	0- 1	0- 0	1- 4				
0- 0	0- 0	0- 0	NEUTRAL	0- 0	0- 0	0- 0				
9- 11	0- 0	0- 0	CONFERENCE	1- 4	0- 2	8- 5				
6- 4	0- 0	0- 0	HOME	1- 1	0- 1	5- 2				
3- 7	0- 0	0- 0	AWAY	0- 3	0- 1	3- 3				
0- 0	0- 0	0- 0	NEUTRAL	0- 0	0- 0	0- 0				

RPI 1-25				RPI 26-50				RPI 51-100				RPI 101+				Team's RPI: 253	
RPI	S	Opponent	Score	RPI	S	Opponent	Score	RPI	S	Opponent	Score	RPI	S	Opponent	Score		
				36	A	LSU	52 62	71	A	Alabama	50 87	146	A	Sam Houston St.	75 81		
								75	A	A&M-Corpus Christi	48 49	146	H	Sam Houston St.	69 84		
								75	H	A&M-Corpus Christi	48 44	154	H	Jackson St.	63 59		
								83	A	SFA	51 77	172	A	New Orleans	47 58		
								86	A	Abilene Christian	53 61	172	H	New Orleans	73 57		
								86	H	Abilene Christian	62 68	190	A	Louisiana	50 60		
												204	A	Southern Miss.	54 62		
												215	A	Houston	65 78		
												238	A	Central Ark.	47 54		
												238	H	Central Ark.	63 42		
												255	A	Nicholls St.	49 54		
												255	H	Nicholls St.	65 67		
												263	A	Louisiana Tech	78 92		
												265	H	Lamar University	57 65		
												268	H	Incarinate Word	58 44		
												315	A	Houston Baptist	69 59		
												336	A	Northwestern St.	72 56		
												336	H	Northwestern St.	66 41		
												347	A	McNeese	74 67		
												347	H	McNeese	87 48		
												348	A	La.-Monroe	65 52		
LAST 10 Division I																	
				172	A	New Orleans	47 58	75	A	A&M-Corpus Christi	48 49						
				238	A	Central Ark.	47 54	255	A	Nicholls St.	49 54						
				336	H	Northwestern St.	66 41	146	A	Sam Houston St.	75 81						
				347	H	McNeese	87 48	268	H	Incarinate Word	58 44						
				86	H	Abilene Christian	62 68	172	H	New Orleans	73 57						

Non-Div I Games: LSU-Alexandria 89 67

Southeastern La.

■ Loss,
 ■ Non-Conf, S Site,
 ■ Home
 ■ Away
 N Neutral

Southern California

Through Games Of March 7, 2020

Average RPI Win:	151	WON-LOST	WINNING	LAST 10	STRENGTH OF	OPP. STRENGTH	TEAM	ADJ.	CONF.	ADJ CONF.
Average RPI Loss:	62	RECORD	PCT. RANK	GAMES	SCHEDULE	OF SCHEDULE	RPI	RPI	RPI	RPI
DIV. I ONLY	17- 14	147	6-4	46	26	79	79	1	1	
DIV. I NON-CONF.	8- 3	68	0	221	153	110	110	1	1	
TOTALS	RPI 1-25	RPI 26-50	W-L RECORDS	RPI 51-100	RPI 101-150	RPI 150+				
17- 14	2- 5	0- 4	OVERALL	4- 2	5- 2	6- 1				
11- 4	2- 2	0- 2	HOME	2- 0	3- 0	4- 0				
4- 8	0- 2	0- 2	AWAY	0- 1	2- 2	2- 1				
2- 2	0- 1	0- 0	NEUTRAL	2- 1	0- 0	0- 0				
8- 3	0- 1	0- 0	NON-CONFERENCE	2- 1	0- 0	6- 1				
5- 1	0- 1	0- 0	HOME	1- 0	0- 0	4- 0				
2- 1	0- 0	0- 0	AWAY	0- 0	0- 0	2- 1				
1- 1	0- 0	0- 0	NEUTRAL	1- 1	0- 0	0- 0				
9- 11	2- 4	0- 4	CONFERENCE	2- 1	5- 2	0- 0				
6- 3	2- 1	0- 2	HOME	1- 0	3- 0	0- 0				
2- 7	0- 2	0- 2	AWAY	0- 1	2- 2	0- 0				
1- 1	0- 1	0- 0	NEUTRAL	1- 0	0- 0	0- 0				

RPI	S	Opponent	Score	RPI	S	Opponent	Score	RPI	S	Opponent	Score	RPI	S	Opponent	Score
2	H	Oregon	67 93	28	A	Arizona	57 73	71	N	Alabama	60 57	105	A	Washington St.	66 60
6	A	Stanford	59 79	28	H	Arizona	57 65	74	H	Virginia	59 49	105	H	Washington St.	74 63
13	A	UCLA	59 83	40	A	Arizona St.	75 76	90	N	Nebraska	54 67	106	A	Utah	65 67
13	H	UCLA	70 68	40	H	Arizona St.	54 63	94	A	Colorado	53 66	106	H	Utah	69 66
13	N	UCLA	66 73					94	H	Colorado	66 55	123	A	California	75 67
19	H	Oregon St.	72 66					94	N	Colorado	69 54	142	A	Washington	66 75
20	H	Texas A&M	64 74									142	H	Washington	81 78
												217	H	UNLV	75 54
												235	H	Nevada	50 47
												245	A	UC Santa Barbara	46 57
												275	H	Long Beach St.	57 40
												281	A	CSUN	69 53
												300	H	UTRGV	80 43
												311	A	UC Riverside	76 59
LAST 10 Division I															
13	N	UCLA	66 73	142	A	Washington	66 75								
94	N	Colorado	69 54	2	H	Oregon	67 93								
94	H	Colorado	66 55	19	H	Oregon St.	72 66								
106	H	Utah	69 66	6	A	Stanford	59 79								
105	A	Washington St.	66 60	123	A	California	75 67								

Non-Div I Games:

Southern California

■ Loss,
 ■ Non-Conf,
 ■ S Site,
 ■ H Home
 ■ A Away
 N Neutral

Average RPI Win:	190	WON-LOST	WINNING	LAST 10	STRENGTH OF	OPP. STRENGTH	TEAM	ADJ.	CONF.	ADJ CONF.
Average RPI Loss:	80	RECORD	PCT. RANK	GAMES	SCHEDULE	OF SCHEDULE	RPI	RPI	RPI	RPI
DIV. I ONLY	16- 13	143	4-6	86	113	107	107	8	8	
DIV. I NON-CONF.	8- 3	68	0	143	228	70	70	7	7	
TOTALS	RPI 1-25	RPI 26-50	W-L RECORDS	RPI 51-100	RPI 101-150	RPI 150+				
16- 13	1- 3	2- 1	OVERALL	1- 6	1- 1	11- 2				
9- 5	1- 1	2- 0	HOME	1- 2	0- 1	5- 1				
6- 8	0- 2	0- 1	AWAY	0- 4	1- 0	5- 1				
1- 0	0- 0	0- 0	NEUTRAL	0- 0	0- 0	1- 0				
8- 3	0- 0	1- 0	NON-CONFERENCE	1- 2	0- 0	6- 1				
4- 1	0- 0	1- 0	HOME	1- 0	0- 0	2- 1				
3- 2	0- 0	0- 0	AWAY	0- 2	0- 0	3- 0				
1- 0	0- 0	0- 0	NEUTRAL	0- 0	0- 0	1- 0				
8- 10	1- 3	1- 1	CONFERENCE	0- 4	1- 1	5- 1				
5- 4	1- 1	1- 0	HOME	0- 2	0- 1	3- 0				
3- 6	0- 2	0- 1	AWAY	0- 2	1- 0	2- 1				
0- 0	0- 0	0- 0	NEUTRAL	0- 0	0- 0	0- 0				

RPI	S	Opponent	Score	RPI	S	Opponent	Score	RPI	S	Opponent	Score	RPI	S	Opponent	Score	Team's RPI: 107
8	A	Missouri St.	57 88	48	H	UT Martin	70 59	68	A	UNI	66 71	135	A	Valparaiso	67 51	
8	H	Missouri St.	70 68	50	A	Bradley	57 61	68	H	UNI	57 60	135	H	Valparaiso	58 69	
25	A	Drake	76 91	50	H	Bradley	64 50	73	A	Illinois St.	56 66	152	A	Loyola Chicago	49 51	
25	H	Drake	65 73					73	H	Illinois St.	54 62	152	H	Loyola Chicago	58 41	
								77	A	IUPUI	78 81	174	A	Northern Ill.	80 61	
								84	H	Saint Louis	61 53	182	A	Eastern Mich.	85 54	
								87	A	Southeast Mo. St.	65 79	196	H	Memphis	66 70	
												205	N	Western Ill.	79 65	
												206	H	Tennessee Tech	76 65	
												240	H	Murray St.	76 66	
												276	A	Indiana St.	78 55	
												276	H	Indiana St.	60 42	
												330	A	Evansville	70 57	
												330	H	Evansville	99 60	
												338	A	SIUE	103 67	
LAST 10 Division I																
135	H	Valparaiso	58 69	276	H	Indiana St.	60 42									
152	H	Loyola Chicago	58 41	8	A	Missouri St.	57 88									
73	A	Illinois St.	56 66	68	A	UNI	66 71									
50	A	Bradley	57 61	25	A	Drake	76 91									
330	H	Evansville	99 60	50	H	Bradley	64 50									

Non-Div I Games:

Southern Ill.

■ Loss,
 ■ Non-Conf,
 ■ S Site,
 ■ Home
 ■ A Away
 N Neutral

Average RPI Win:	307	WON-LOST	WINNING	LAST 10	STRENGTH OF	OPP. STRENGTH	TEAM	ADJ.	CONF.	ADJ CONF.
Average RPI Loss:	136	RECORD	PCT. RANK	GAMES	SCHEDULE	OF SCHEDULE	RPI	RPI	RPI	RPI
DIV. I ONLY	13- 14	185	7-3	315	309	233	233	32	32	
DIV. I NON-CONF.	0- 9	338	0	98	5	304	304	31	31	
TOTALS	RPI 1-25	RPI 26-50	W-L RECORDS	RPI 51-100	RPI 101-150	RPI 150+				
13- 14	0- 0	0- 3	OVERALL	0- 3	1- 2	12- 6				
8- 1	0- 0	0- 0	HOME	0- 0	1- 0	7- 1				
5- 11	0- 0	0- 3	AWAY	0- 3	0- 1	5- 4				
0- 2	0- 0	0- 0	NEUTRAL	0- 0	0- 1	0- 1				
0- 9	0- 0	0- 3	NON-CONFERENCE	0- 3	0- 1	0- 2				
0- 0	0- 0	0- 0	HOME	0- 0	0- 0	0- 0				
0- 7	0- 0	0- 3	AWAY	0- 3	0- 0	0- 1				
0- 2	0- 0	0- 0	NEUTRAL	0- 0	0- 1	0- 1				
13- 5	0- 0	0- 0	CONFERENCE	0- 0	1- 1	12- 4				
8- 1	0- 0	0- 0	HOME	0- 0	1- 0	7- 1				
5- 4	0- 0	0- 0	AWAY	0- 0	0- 1	5- 3				
0- 0	0- 0	0- 0	NEUTRAL	0- 0	0- 0	0- 0				

RPI S	Opponent	Score	RPI S	Opponent	Score	RPI S	Opponent	Score	RPI S	Opponent	Score	Team's RPI: 233
41	A Texas	39 93	59	A Oklahoma St.	59 72	105	N Washington St.	54 69				
47	A Rutgers	58 78	89	A Fordham	52 65	134	A Texas Southern	56 61				
49	A Iowa St.	36 69	90	A Nebraska	39 73	134	H Texas Southern	59 56				
						154	A Jackson St.	57 60				
						154	H Jackson St.	51 72				
						167	A Wichita St.	63 69				
						234	A Alabama A&M	57 59				
						234	H Alabama A&M	55 46				
						257	N UNC Asheville	34 53				
						303	A Prairie View	68 48				
						303	H Prairie View	63 51				
						323	A Alcorn	53 58				
						323	H Alcorn	74 57				
						326	A Alabama St.	61 51				
						326	H Alabama St.	69 47				
						329	A Ark.-Pine Bluff	70 43				
						329	H Ark.-Pine Bluff	85 61				
						344	A Grambling	70 51				
						344	H Grambling	81 57				
						351	A Mississippi Val.	84 54				
						351	H Mississippi Val.	71 40				
LAST 10 Division I												
303	H Prairie View	63 51	351	H Mississippi Val.	71 40							
134	H Texas Southern	59 56	329	H Ark.-Pine Bluff	85 61							
323	A Alcorn	53 58	154	A Jackson St.	57 60							
234	A Alabama A&M	57 59	344	A Grambling	70 51							
326	A Alabama St.	61 51	323	H Alcorn	74 57							

Non-Div I Games: Tougaloo 100 39 Wiley 78 55

Southern U.

Loss, Non-Conf, S Site, H Home A Away N Neutral

Southern Utah

Through Games Of March 7, 2020

Average RPI Win:	244	WON-LOST	WINNING	LAST 10	STRENGTH OF	OPP. STRENGTH	TEAM	ADJ.	CONF.	ADJ CONF.
Average RPI Loss:	164	RECORD	PCT. RANK	GAMES	SCHEDULE	OF SCHEDULE	RPI	RPI	RPI	RPI
DIV. I ONLY	17- 12	124	7-3	266	239	178	178	18	18	
DIV. I NON-CONF.	6- 3	90	0	213	315	114	114	17	17	
TOTALS	RPI 1-25	RPI 26-50	W-L RECORDS	RPI 51-100	RPI 101-150	RPI 150+				
17- 12	0- 1	0- 0	OVERALL	0- 2	0- 2	17- 7				
12- 3	0- 0	0- 0	HOME	0- 1	0- 1	12- 1				
5- 9	0- 1	0- 0	AWAY	0- 1	0- 1	5- 6				
0- 0	0- 0	0- 0	NEUTRAL	0- 0	0- 0	0- 0				
6- 3	0- 1	0- 0	NON-CONFERENCE	0- 0	0- 0	6- 2				
5- 0	0- 0	0- 0	HOME	0- 0	0- 0	5- 0				
1- 3	0- 1	0- 0	AWAY	0- 0	0- 0	1- 2				
0- 0	0- 0	0- 0	NEUTRAL	0- 0	0- 0	0- 0				
11- 9	0- 0	0- 0	CONFERENCE	0- 2	0- 2	11- 5				
7- 3	0- 0	0- 0	HOME	0- 1	0- 1	7- 1				
4- 6	0- 0	0- 0	AWAY	0- 1	0- 1	4- 4				
0- 0	0- 0	0- 0	NEUTRAL	0- 0	0- 0	0- 0				

RPI 1-25				RPI 26-50				RPI 51-100				RPI 101+ Team's RPI: 178			
RPI	S	Opponent	Score	RPI	S	Opponent	Score	RPI	S	Opponent	Score	RPI	S	Opponent	Score
19	A	Oregon St.	45 95					67	A	Montana St.	65 91	108	A	Idaho	57 70
								67	H	Montana St.	65 81	108	H	Idaho	56 71
												153	A	Montana	74 81
												153	H	Montana	84 81
												180	A	Northern Ariz.	76 84
												180	H	Northern Ariz.	82 64
												181	A	Idaho St.	54 73
												181	H	Idaho St.	72 65
												195	A	Portland St.	81 72
												195	H	Portland St.	71 58
												211	H	Oral Roberts	72 58
												217	H	UNLV	72 68
												225	A	Northern Colo.	68 55
												225	H	Northern Colo.	64 50
												227	A	Denver	73 81
												231	H	Cal St. Fullerton	79 63
												248	A	Grand Canyon	65 69
												256	H	UC Irvine	82 68
												291	A	Utah Valley	71 58
												305	A	Sacramento St.	82 87
												305	H	Sacramento St.	62 71
												311	H	UC Riverside	79 68
												312	A	Eastern Wash.	70 67
												312	H	Eastern Wash.	71 50
												327	A	Weber St.	87 71
												327	H	Weber St.	82 66
LAST 10 Division I															
153	H	Montana	84 81	225	H	Northern Colo.	64 50								
67	H	Montana St.	65 81	180	H	Northern Ariz.	82 64								
108	A	Idaho	57 70	305	H	Sacramento St.	62 71								
312	A	Eastern Wash.	70 67	195	A	Portland St.	81 72								
327	H	Weber St.	82 66	225	A	Northern Colo.	68 55								

Non-Div I Games:

Southern Utah

■ Loss,
 ■ Non-Conf,
 ■ S Site,
 ■ Home
 ■ A Away
 N Neutral

St. Bonaventure

Through Games Of March 7, 2020

Average RPI Win:	212	WON-LOST	WINNING	LAST 10	STRENGTH OF	OPP. STRENGTH	TEAM	ADJ.	CONF.	ADJ CONF.
Average RPI Loss:	143	RECORD	PCT. RANK	GAMES	SCHEDULE	OF SCHEDULE	RPI	RPI	RPI	RPI
DIV. I ONLY	7- 23	309	2-8	127	167	296	296	12	12	
DIV. I NON-CONF.	3- 10	282	0	153	290	298	298	12	12	
TOTALS	RPI 1-25	RPI 26-50	W-L RECORDS	RPI 51-100	RPI 101-150	RPI 150+				
7- 23	0- 0	0- 2	OVERALL	0- 5	2- 7	5- 9				
6- 9	0- 0	0- 0	HOME	0- 1	2- 4	4- 4				
0- 13	0- 0	0- 2	AWAY	0- 4	0- 3	0- 4				
1- 1	0- 0	0- 0	NEUTRAL	0- 0	0- 0	1- 1				
3- 10	0- 0	0- 1	NON-CONFERENCE	0- 2	0- 1	3- 6				
2- 5	0- 0	0- 0	HOME	0- 1	0- 1	2- 3				
0- 4	0- 0	0- 1	AWAY	0- 1	0- 0	0- 2				
1- 1	0- 0	0- 0	NEUTRAL	0- 0	0- 0	1- 1				
4- 13	0- 0	0- 1	CONFERENCE	0- 3	2- 6	2- 3				
4- 4	0- 0	0- 0	HOME	0- 0	2- 3	2- 1				
0- 9	0- 0	0- 1	AWAY	0- 3	0- 3	0- 2				
0- 0	0- 0	0- 0	NEUTRAL	0- 0	0- 0	0- 0				

RPI	S	Opponent	Score	RPI	S	Opponent	Score	RPI	S	Opponent	Score	RPI	S	Opponent	Score	Team's RPI: 296
43	A	Dayton	51 78	55	H	St. John's (NY)	56 68	110	H	Buffalo	36 46					
46	A	Bucknell	60 68	84	A	Saint Louis	51 72	124	A	Richmond	59 63					
				88	A	VCU	47 56	124	H	Richmond	58 72					
				89	A	Fordham	53 79	130	A	Duquesne	39 58					
				97	A	Kent St.	58 81	130	H	Duquesne	57 80					
								141	H	Davidson	68 56					
								144	H	George Washington	59 55					
								148	A	Massachusetts	54 72					
								148	H	Massachusetts	52 62					
								163	A	Binghamton	67 78					
								164	H	Akron	54 63					
								165	N	Wright St.	57 56					
								189	H	Cleveland St.	62 65					
								191	H	Cornell	42 70					
								194	A	La Salle	61 67					
								199	N	Saint Mary's (CA)	57 72					
								210	A	Rhode Island	67 69					
								210	H	Rhode Island	64 59					
								236	H	Saint Joseph's	60 61					
								249	H	George Mason	62 47					
								286	H	Oakland	80 66					
								289	H	Niagara	71 67					
								337	A	Canisius	82 84					
LAST 10 Division I																
148	A	Massachusetts	54 72	88	A	VCU	47 56									
130	H	Duquesne	57 80	141	H	Davidson	68 56									
43	A	Dayton	51 78	144	H	George Washington	59 55									
124	H	Richmond	58 72	124	A	Richmond	59 63									
210	A	Rhode Island	67 69	130	A	Duquesne	39 58									

Non-Div I Games:

St. Bonaventure

■ Loss,
 ■ Non-Conf,
 ■ S Site,
 ■ Home
 ■ A Away
 N Neutral

St. Francis Brooklyn

Through Games Of March 7, 2020

Average RPI Win:	308	WON-LOST	WINNING	LAST 10	STRENGTH OF	OPP. STRENGTH	TEAM	ADJ.	CONF.	ADJ CONF.
Average RPI Loss:	202	RECORD	PCT. RANK	GAMES	SCHEDULE	OF SCHEDULE	RPI	RPI	RPI	RPI
DIV. I ONLY	7- 21	308	3-7	269	330	319	319	30	30	
DIV. I NON-CONF.	3- 7	252	0	159	235	246	246	30	30	
TOTALS	RPI 1-25	RPI 26-50	W-L RECORDS	RPI 51-100	RPI 101-150	RPI 150+				
7- 21	0- 2	0- 0	OVERALL	0- 2	0- 3	7- 14				
5- 7	0- 0	0- 0	HOME	0- 1	0- 1	5- 5				
2- 12	0- 2	0- 0	AWAY	0- 1	0- 1	2- 8				
0- 2	0- 0	0- 0	NEUTRAL	0- 0	0- 1	0- 1				
3- 7	0- 2	0- 0	NON-CONFERENCE	0- 2	0- 1	3- 2				
2- 1	0- 0	0- 0	HOME	0- 1	0- 0	2- 0				
1- 4	0- 2	0- 0	AWAY	0- 1	0- 0	1- 1				
0- 2	0- 0	0- 0	NEUTRAL	0- 0	0- 1	0- 1				
4- 14	0- 0	0- 0	CONFERENCE	0- 0	0- 2	4- 12				
3- 6	0- 0	0- 0	HOME	0- 0	0- 1	3- 5				
1- 8	0- 0	0- 0	AWAY	0- 0	0- 1	1- 7				
0- 0	0- 0	0- 0	NEUTRAL	0- 0	0- 0	0- 0				

RPI 1-25				RPI 26-50				RPI 51-100				RPI 101+ Team's RPI: 319			
RPI	S	Opponent	Score	RPI	S	Opponent	Score	RPI	S	Opponent	Score	RPI	S	Opponent	Score
11	A	Princeton	44 76					60	A	Boston College	69 106	115	A	Robert Morris	44 69
24	A	Marquette	71 92					81	H	Stony Brook	73 86	115	H	Robert Morris	59 70
												136	N	Pacific	62 71
												151	A	Mt. St. Mary's	60 69
												151	H	Mt. St. Mary's	62 67
												184	A	Merrimack	54 80
												184	H	Merrimack	54 72
												269	A	Saint Francis (PA)	72 82
												269	H	Saint Francis (PA)	59 67
												273	H	Army West Point	70 64
												279	H	Loyola Maryland	89 78
												288	N	Ga. Southern	47 78
												299	A	Sacred Heart	63 84
												299	H	Sacred Heart	71 70
												302	H	Fairleigh Dickinson	57 62
												304	A	Wagner	66 74
												304	H	Wagner	53 74
												314	A	Albany (NY)	49 41
												322	A	Bryant	59 78
												322	H	Bryant	80 77
												331	A	NJIT	69 88
												333	A	LIU Brooklyn	71 54
												333	H	LIU Brooklyn	88 63
												346	A	Central Conn. St.	54 75
LAST 10 Division I															
				346	A	Central Conn. St.	54 75					333	A	LIU Brooklyn	71 54
				184	H	Merrimack	54 72					322	A	Bryant	59 78
				299	A	Sacred Heart	63 84					151	H	Mt. St. Mary's	62 67
				304	H	Wagner	53 74					184	A	Merrimack	54 80
				322	H	Bryant	80 77					299	H	Sacred Heart	71 70

Non-Div I Games: East Stroudsburg 84 62

St. Francis Brooklyn

Loss, Non-Conf, S Site, H Home A Away N Neutral

St. John's (NY)

Through Games Of March 7, 2020

Average RPI Win:	157	WON-LOST	WINNING	LAST 10	STRENGTH OF	OPP. STRENGTH	TEAM	ADJ.	CONF.	ADJ CONF.
Average RPI Loss:	72	RECORD	PCT. RANK	GAMES	SCHEDULE	OF SCHEDULE	RPI	RPI	RPI	RPI
DIV. I ONLY	19- 11	92	6-4	59	76	55	55	6	6	
DIV. I NON-CONF.	7- 4	100	0	65	161	57	57	6	6	
TOTALS	RPI 1-25	RPI 26-50	W-L RECORDS	RPI 51-100	RPI 101-150	RPI 150+				
19- 11	0- 4	0- 2	OVERALL	8- 3	2- 0	9- 2				
11- 3	0- 2	0- 0	HOME	3- 1	2- 0	6- 0				
7- 7	0- 2	0- 2	AWAY	4- 1	0- 0	3- 2				
1- 1	0- 0	0- 0	NEUTRAL	1- 1	0- 0	0- 0				
7- 4	0- 0	0- 2	NON-CONFERENCE	1- 1	2- 0	4- 1				
5- 0	0- 0	0- 0	HOME	0- 0	2- 0	3- 0				
2- 3	0- 0	0- 2	AWAY	1- 0	0- 0	1- 1				
0- 1	0- 0	0- 0	NEUTRAL	0- 1	0- 0	0- 0				
12- 7	0- 4	0- 0	CONFERENCE	7- 2	0- 0	5- 1				
6- 3	0- 2	0- 0	HOME	3- 1	0- 0	3- 0				
5- 4	0- 2	0- 0	AWAY	3- 1	0- 0	2- 1				
1- 0	0- 0	0- 0	NEUTRAL	1- 0	0- 0	0- 0				

RPI 1-25				RPI 26-50				RPI 51-100				RPI 101+			
RPI	S	Opponent	Score	RPI	S	Opponent	Score	RPI	S	Opponent	Score	RPI	S	Opponent	Score
22	A	DePaul	69 74	27	A	Florida St.	70 74	51	A	Creighton	77 70	113	H	Wake Forest	82 74
22	H	DePaul	65 71	29	A	James Madison	73 76	51	H	Creighton	63 58	148	H	Massachusetts	82 71
24	A	Marquette	85 94					51	N	Creighton	70 54	159	H	Lafayette	76 44
24	H	Marquette	57 67					52	A	Yale	80 66	187	A	Providence	53 54
								64	A	Seton Hall	82 66	187	H	Providence	64 58
								64	H	Seton Hall	77 76	217	A	UNLV	75 79
								77	N	IUPUI	78 85	228	H	Fairfield	71 69
								79	A	Villanova	64 66	258	A	Georgetown	74 68
								79	H	Villanova	62 67	258	H	Georgetown	71 54
								98	A	Butler	67 42	266	A	Xavier	75 67
								98	H	Butler	85 80	266	H	Xavier	74 37
												273	H	Army West Point	96 60
												296	A	St. Bonaventure	68 56
LAST 10 Division I															
				51	N	Creighton	70 54	51	A	Creighton	77 70				
				266	H	Xavier	74 37	24	H	Marquette	57 67				
				98	H	Butler	85 80	22	H	DePaul	65 71				
				64	H	Seton Hall	77 76	258	A	Georgetown	74 68				
				187	A	Providence	53 54	79	A	Villanova	64 66				

Non-Div I Games:

St. John's (NY)

■ Loss,
 ■ Non-Conf,
 ■ S Site,
 ■ Home
 ■ A Away
 N Neutral

Average RPI Win: 105	WON-LOST	WINNING	LAST 10	STRENGTH OF	OPP. STRENGTH	TEAM	ADJ.	CONF.	ADJ CONF.
Average RPI Loss: 17	RECORD	PCT. RANK	GAMES	SCHEDULE	OF SCHEDULE	RPI	RPI	RPI	RPI
DIV. I ONLY	27- 5	20	7-3	14	1	6	6	1	1
DIV. I NON-CONF.	11- 1	13	0	45	36	8	8	1	1
TOTALS	RPI 1-25	RPI 26-50	W-L RECORDS	RPI 51-100	RPI 101-150	RPI 150+			
27- 5	7- 3	1- 2	OVERALL	5- 0	9- 0	5- 0			
14- 2	3- 2	0- 0	HOME	3- 0	5- 0	3- 0			
8- 3	1- 1	1- 2	AWAY	1- 0	4- 0	1- 0			
5- 0	3- 0	0- 0	NEUTRAL	1- 0	0- 0	1- 0			
11- 1	3- 0	0- 1	NON-CONFERENCE	2- 0	1- 0	5- 0			
7- 0	2- 0	0- 0	HOME	1- 0	1- 0	3- 0			
1- 1	0- 0	0- 1	AWAY	0- 0	0- 0	1- 0			
3- 0	1- 0	0- 0	NEUTRAL	1- 0	0- 0	1- 0			
16- 4	4- 3	1- 1	CONFERENCE	3- 0	8- 0	0- 0			
7- 2	1- 2	0- 0	HOME	2- 0	4- 0	0- 0			
7- 2	1- 1	1- 1	AWAY	1- 0	4- 0	0- 0			
2- 0	2- 0	0- 0	NEUTRAL	0- 0	0- 0	0- 0			

RPI	S	Opponent	Score	RPI	S	Opponent	Score	RPI	S	Opponent	Score	RPI	S	Opponent	Score
2	A	Oregon	55 87	28	A	Arizona	72 73	65	H	Tennessee	78 51	105	A	Washington St.	71 49
2	H	Oregon	66 74	40	A	Arizona St.	55 44	79	H	Southern California	79 59	105	H	Washington St.	77 58
9	H	Gonzaga	76 70	41	A	Texas	64 69	94	A	Colorado	69 66	106	A	Utah	97 64
10	N	Mississippi St.	67 62					94	H	Colorado	76 68	106	H	Utah	82 49
13	H	UCLA	69 79					100	N	Syracuse	77 59	110	H	Buffalo	88 69
13	N	UCLA	67 51									123	A	California	79 65
16	H	Ohio St.	71 52									123	H	California	73 40
19	A	Oregon St.	61 58									142	A	Washington	58 41
19	H	Oregon St.	63 60									142	H	Washington	77 56
19	N	Oregon St.	68 57									155	H	UC Davis	67 55
												212	A	San Francisco	97 71
												225	H	Northern Colo.	90 36
												284	N	California Baptist	83 78
												312	H	Eastern Wash.	92 27
LAST 10 Division I															
13	N	UCLA	67 51	19	H	Oregon St.	63 60								
19	N	Oregon St.	68 57	94	A	Colorado	69 66								
40	A	Arizona St.	55 44	106	A	Utah	97 64								
28	A	Arizona	72 73	79	H	Southern California	79 59								
2	H	Oregon	66 74	13	H	UCLA	69 79								

Non-Div I Games:

Stanford

■ Loss,
■ Non-Conf,
■ S Site,
■ H Home
■ A Away
N Neutral

Average RPI Win:	253	WON-LOST	WINNING	LAST 10	STRENGTH OF	OPP. STRENGTH	TEAM	ADJ.	CONF.	ADJ CONF.
Average RPI Loss:	119	RECORD	PCT. RANK	GAMES	SCHEDULE	OF SCHEDULE	RPI	RPI	RPI	RPI
DIV. I ONLY	9- 18	274	4-6	122	180	224	224	15	15	
DIV. I NON-CONF.	3- 7	252	0	117	192	224	224	14	14	
TOTALS	RPI 1-25	RPI 26-50	W-L RECORDS	RPI 51-100	RPI 101-150	RPI 150+				
9- 18	0- 1	0- 3	OVERALL	0- 4	2- 5	7- 5				
4- 8	0- 0	0- 1	HOME	0- 1	1- 3	3- 3				
5- 9	0- 1	0- 2	AWAY	0- 3	1- 2	4- 1				
0- 1	0- 0	0- 0	NEUTRAL	0- 0	0- 0	0- 1				
3- 7	0- 1	0- 1	NON-CONFERENCE	0- 2	0- 2	3- 1				
2- 2	0- 0	0- 0	HOME	0- 0	0- 2	2- 0				
1- 4	0- 1	0- 1	AWAY	0- 2	0- 0	1- 0				
0- 1	0- 0	0- 0	NEUTRAL	0- 0	0- 0	0- 1				
6- 11	0- 0	0- 2	CONFERENCE	0- 2	2- 3	4- 4				
2- 6	0- 0	0- 1	HOME	0- 1	1- 1	1- 3				
4- 5	0- 0	0- 1	AWAY	0- 1	1- 2	3- 1				
0- 0	0- 0	0- 0	NEUTRAL	0- 0	0- 0	0- 0				

RPI 1-25				RPI 26-50				RPI 51-100				RPI 101+ Team's RPI: 224			
RPI	S	Opponent	Score	RPI	S	Opponent	Score	RPI	S	Opponent	Score	RPI	S	Opponent	Score
23	A	Kentucky	48 67	35	A	UCF	40 66	57	A	Penn	41 81	109	H	Bethune-Cookman	55 59
				37	A	FGCU	54 67	65	A	Tennessee	46 73	126	A	North Florida	60 52
				37	H	FGCU	47 89	99	A	Liberty	53 73	126	H	North Florida	60 62
								99	H	Liberty	48 57	128	H	Holy Cross	63 75
												139	A	North Ala.	57 68
												139	A	North Ala.	60 70
												139	H	North Ala.	69 60
												158	A	Jacksonville	52 57
												158	H	Jacksonville	57 71
												222	A	Kennesaw St.	67 61
												222	H	Kennesaw St.	67 70
												246	A	Lipscomb	48 34
												246	H	Lipscomb	59 65
												259	H	Tulsa	66 60
												269	N	Saint Francis (PA)	73 78
												283	A	Morehead St.	58 55
												331	A	NJIT	68 49
												331	H	NJIT	72 49
												337	H	Canisius	68 52
LAST 10 Division I															
139	A	North Ala.	60 70	139	H	North Ala.	69 60	222	H	Kennesaw St.	67 70				
126	H	North Florida	60 62	37	A	FGCU	54 67	126	A	North Florida	60 52				
158	H	Jacksonville	57 71	246	A	Lipscomb	48 34								
331	A	NJIT	68 49												
99	A	Liberty	53 73												

Non-Div I Games: Palm Beach Atl. 77 46 Trinity Baptist 116 40 Fla. National 80 37

Stetson

Stony Brook

Through Games Of March 7, 2020

Average RPI Win:	256	WON-LOST	WINNING	LAST 10	STRENGTH OF	OPP. STRENGTH	TEAM	ADJ.	CONF.	ADJ CONF.
Average RPI Loss:	181	RECORD	PCT. RANK	GAMES	SCHEDULE	OF SCHEDULE	RPI	RPI	RPI	RPI
DIV. I ONLY	26- 3	8	8-2	339	300	81	81	26	26	
DIV. I NON-CONF.	11- 1	13	0	293	303	67	67	27	27	
TOTALS	RPI 1-25	RPI 26-50	W-L RECORDS	RPI 51-100	RPI 101-150	RPI 150+				
26- 3	0- 0	1- 1	OVERALL	0- 0	1- 0	24- 2				
13- 0	0- 0	1- 0	HOME	0- 0	0- 0	12- 0				
11- 3	0- 0	0- 1	AWAY	0- 0	0- 0	11- 2				
2- 0	0- 0	0- 0	NEUTRAL	0- 0	1- 0	1- 0				
11- 1	0- 0	1- 1	NON-CONFERENCE	0- 0	1- 0	9- 0				
4- 0	0- 0	1- 0	HOME	0- 0	0- 0	3- 0				
5- 1	0- 0	0- 1	AWAY	0- 0	0- 0	5- 0				
2- 0	0- 0	0- 0	NEUTRAL	0- 0	1- 0	1- 0				
15- 2	0- 0	0- 0	CONFERENCE	0- 0	0- 0	15- 2				
9- 0	0- 0	0- 0	HOME	0- 0	0- 0	9- 0				
6- 2	0- 0	0- 0	AWAY	0- 0	0- 0	6- 2				
0- 0	0- 0	0- 0	NEUTRAL	0- 0	0- 0	0- 0				

RPI S	Opponent	Score	RPI S	Opponent	Score	RPI S	Opponent	Score	RPI S	Opponent	Score
31	A Arkansas	58 88	46	H Bucknell	78 73				143	N Western Mich.	50 47
									163	A Binghamton	67 60
									163	H Binghamton	58 54
									168	A Maine	62 64
									168	H Maine	73 69
									188	H Manhattan	59 54
									209	A UMass Lowell	89 69
									209	H UMass Lowell	60 41
									232	N Morgan St.	63 56
									254	H Iona	59 40
									264	A New Hampshire	53 44
									264	H New Hampshire	52 50
									285	A Pittsburgh	59 56
									297	A UMBC	66 49
									297	H UMBC	57 45
									299	H Sacred Heart	54 50
									304	A Wagner	66 45
									307	A Vermont	72 68
									307	H Vermont	67 49
									314	A Albany (NY)	73 53
									314	H Albany (NY)	54 49
									314	H Albany (NY)	53 44
									319	A St. Francis Brooklyn	86 73
									328	A Hofstra	81 38
									333	A LIU Brooklyn	80 49
									345	A Hartford	67 70

Non-Div I Games: Molloy 66 49

Stony Brook

Loss, Non-Conf, S Site, H Home A Away N Neutral

RPI	S	Opponent	Score
345	H	Hartford	66 55

Stony Brook

Syracuse

Through Games Of March 7, 2020

Average RPI Win:	162	WON-LOST	WINNING	LAST 10	STRENGTH OF	OPP. STRENGTH	TEAM	ADJ.	CONF.	ADJ CONF.
Average RPI Loss:	57	RECORD	PCT. RANK	GAMES	SCHEDULE	OF SCHEDULE	RPI	RPI	RPI	RPI
DIV. I ONLY	16- 15	171	6-4	51	22	100	100	5	5	
DIV. I NON-CONF.	6- 5	151	0	91	28	126	126	4	4	
TOTALS	RPI 1-25	RPI 26-50	W-L RECORDS	RPI 51-100	RPI 101-150	RPI 150+				
16- 15	1- 5	2- 2	OVERALL	3- 4	3- 4	7- 0				
10- 4	1- 1	2- 1	HOME	1- 2	1- 0	5- 0				
3- 7	0- 2	0- 1	AWAY	1- 1	1- 3	1- 0				
3- 4	0- 2	0- 0	NEUTRAL	1- 1	1- 1	1- 0				
6- 5	0- 2	0- 1	NON-CONFERENCE	1- 1	1- 1	4- 0				
4- 1	0- 1	0- 0	HOME	1- 0	0- 0	3- 0				
0- 1	0- 0	0- 1	AWAY	0- 0	0- 0	0- 0				
2- 3	0- 1	0- 0	NEUTRAL	0- 1	1- 1	1- 0				
10- 10	1- 3	2- 1	CONFERENCE	2- 3	2- 3	3- 0				
6- 3	1- 0	2- 1	HOME	0- 2	1- 0	2- 0				
3- 6	0- 2	0- 0	AWAY	1- 1	1- 3	1- 0				
1- 1	0- 1	0- 0	NEUTRAL	1- 0	0- 0	0- 0				

RPI	S	Opponent	Score	RPI	S	Opponent	Score	RPI	S	Opponent	Score	RPI	S	Opponent	Score
2	H	Oregon	64 81	26	H	Duke	58 88	60	A	Boston College	89 79	101	N	Michigan St.	77 63
6	N	Stanford	59 77	27	H	Florida St.	90 89	60	H	Boston College	81 88	113	A	Wake Forest	60 65
7	A	Louisville	58 62	34	A	Michigan	76 84	66	N	West Virginia	69 71	117	A	Miami (FL)	62 77
7	H	Louisville	59 51	38	H	Virginia Tech	67 65	74	A	Virginia	41 57	119	N	Green Bay	73 79
7	N	Louisville	46 71					74	N	Virginia	67 50	121	A	Notre Dame	70 72
21	A	NC State	60 69					78	H	Georgia Tech	64 82	121	H	Notre Dame	74 63
								85	H	Ohio	66 54	150	A	North Carolina	74 56
												215	N	Houston	87 62
												221	H	Clemson	59 46
												285	A	Pittsburgh	69 51
												285	H	Pittsburgh	71 53
												297	H	UMBC	82 48
												314	H	Albany (NY)	75 53
												317	H	UMES	65 50
LAST 10 Division I															
		7 N Louisville	46 71			221 H Clemson	59 46								
		74 N Virginia	67 50			285 H Pittsburgh	71 53								
		60 H Boston College	81 88			150 A North Carolina	74 56								
		21 A NC State	60 69			7 H Louisville	59 51								
		121 A Notre Dame	70 72			60 A Boston College	89 79								

Non-Div I Games:

Syracuse

■ Loss,
■ Non-Conf,
■ S Site,
■ H Home
■ A Away
N Neutral

Average RPI Win:	117	WON-LOST	WINNING	LAST 10	STRENGTH OF	OPP. STRENGTH	TEAM	ADJ.	CONF.	ADJ CONF.
Average RPI Loss:	54	RECORD	PCT. RANK	GAMES	SCHEDULE	OF SCHEDULE	RPI	RPI	RPI	RPI
DIV. I ONLY	22- 7	38	7-3	24	24	17	17	3	3	
DIV. I NON-CONF.	9- 2	37	0	95	79	30	30	3	3	
TOTALS	RPI 1-25	RPI 26-50	W-L RECORDS	RPI 51-100	RPI 101-150	RPI 150+				
22- 7	0- 3	3- 2	OVERALL	10- 0	4- 2	5- 0				
13- 3	0- 1	1- 1	HOME	6- 0	3- 1	3- 0				
9- 4	0- 2	2- 1	AWAY	4- 0	1- 1	2- 0				
0- 0	0- 0	0- 0	NEUTRAL	0- 0	0- 0	0- 0				
9- 2	0- 1	0- 1	NON-CONFERENCE	2- 0	2- 0	5- 0				
7- 0	0- 0	0- 0	HOME	2- 0	2- 0	3- 0				
2- 2	0- 1	0- 1	AWAY	0- 0	0- 0	2- 0				
0- 0	0- 0	0- 0	NEUTRAL	0- 0	0- 0	0- 0				
13- 5	0- 2	3- 1	CONFERENCE	8- 0	2- 2	0- 0				
6- 3	0- 1	1- 1	HOME	4- 0	1- 1	0- 0				
7- 2	0- 1	2- 0	AWAY	4- 0	1- 1	0- 0				
0- 0	0- 0	0- 0	NEUTRAL	0- 0	0- 0	0- 0				

RPI	S	Opponent	Score	RPI	S	Opponent	Score	RPI	S	Opponent	Score	RPI	S	Opponent	Score
4	A	Baylor	62 81	41	A	Texas	65 63	59	A	Oklahoma St.	72 68	112	H	Auburn	80 65
4	H	Baylor	57 66	41	H	Texas	67 77	59	H	Oklahoma St.	49 37	115	H	Robert Morris	66 61
20	A	Texas A&M	68 70	45	A	Middle Tenn.	70 82	66	A	West Virginia	77 63	125	A	Kansas	87 74
				49	A	Iowa St.	77 74	66	H	West Virginia	73 60	125	H	Kansas	73 59
				49	H	Iowa St.	82 72	76	A	Kansas St.	54 52	133	A	Texas Tech	83 87
								76	H	Kansas St.	65 61	133	H	Texas Tech	76 80
								82	H	Boise St.	77 65	191	H	Cornell	59 49
								85	H	Ohio	79 72	229	A	SMU	57 56
								91	A	Oklahoma	82 63	250	H	Texas St.	79 52
								91	H	Oklahoma	96 71	255	H	Nicholls St.	72 47
												273	A	Army West Point	66 52
LAST 10 Division I															
66	A	West Virginia	77 63	76	A	Kansas St.	54 52								
91	H	Oklahoma	96 71	49	H	Iowa St.	82 72								
133	A	Texas Tech	83 87	4	A	Baylor	62 81								
41	H	Texas	67 77	125	A	Kansas	87 74								
59	H	Oklahoma St.	49 37	76	H	Kansas St.	65 61								

Non-Div I Games:

TCU

■ Loss,
■ Non-Conf,
S Site,
H Home
A Away
N Neutral

Average RPI Win:	165	WON-LOST	WINNING	LAST 10	STRENGTH OF	OPP. STRENGTH	TEAM	ADJ.	CONF.	ADJ CONF.
Average RPI Loss:	111	RECORD	PCT. RANK	GAMES	SCHEDULE	OF SCHEDULE	RPI	RPI	RPI	RPI
DIV. I ONLY	16- 15	171	3-7	68	81	116	116	9	9	
DIV. I NON-CONF.	8- 5	117	0	38	92	69	69	9	9	
TOTALS	RPI 1-25	RPI 26-50	W-L RECORDS	RPI 51-100	RPI 101-150	RPI 150+				
16- 15	0- 3	2- 2	OVERALL	3- 3	1- 1	10- 6				
10- 5	0- 2	1- 1	HOME	3- 0	1- 0	5- 2				
5- 7	0- 0	1- 1	AWAY	0- 2	0- 0	4- 4				
1- 3	0- 1	0- 0	NEUTRAL	0- 1	0- 1	1- 0				
8- 5	0- 1	1- 1	NON-CONFERENCE	2- 1	1- 1	4- 1				
5- 2	0- 1	0- 1	HOME	2- 0	1- 0	2- 0				
3- 1	0- 0	1- 0	AWAY	0- 0	0- 0	2- 1				
0- 2	0- 0	0- 0	NEUTRAL	0- 1	0- 1	0- 0				
8- 10	0- 2	1- 1	CONFERENCE	1- 2	0- 0	6- 5				
5- 3	0- 1	1- 0	HOME	1- 0	0- 0	3- 2				
2- 6	0- 0	0- 1	AWAY	0- 2	0- 0	2- 3				
1- 1	0- 1	0- 0	NEUTRAL	0- 0	0- 0	1- 0				

RPI 1-25				RPI 26-50				RPI 51-100				RPI 101+ Team's RPI: 116			
RPI	S	Opponent	Score	RPI	S	Opponent	Score	RPI	S	Opponent	Score	RPI	S	Opponent	Score
1	H	South Carolina	71 78	35	A	UCF	64 67	51	N	Creighton	59 69	130	H	Duquesne	85 72
5	H	UConn	54 83	35	H	UCF	67 65	57	H	Penn	76 72	150	N	North Carolina	58 71
5	N	UConn	61 94	37	H	FGCU	67 93	62	A	South Fla.	51 99	167	A	Wichita St.	70 72
				46	A	Bucknell	72 61	62	H	South Fla.	69 66	167	H	Wichita St.	75 85
								72	A	Cincinnati	81 86	170	A	Tulane	50 53
								79	H	Villanova	74 69	193	A	Towson	74 59
												194	A	La Salle	72 69
												196	H	Memphis	78 64
												215	A	Houston	61 58
												215	H	Houston	76 75
												228	H	Fairfield	77 59
												229	H	SMU	85 62
												236	A	Saint Joseph's	63 67
												242	A	East Carolina	50 56
												242	N	East Carolina	67 57
												259	A	Tulsa	74 65
												259	H	Tulsa	64 68
												266	H	Xavier	78 65
LAST 10 Division I															
		5	N	UConn	61	94				242	A	East Carolina	50	56	
		242	N	East Carolina	67	57				196	H	Memphis	78	64	
		170	A	Tulane	50	53				215	H	Houston	76	75	
		259	H	Tulsa	64	68				62	A	South Fla.	51	99	
		35	A	UCF	64	67				167	H	Wichita St.	75	85	

Non-Div I Games:

Temple

Loss, Non-Conf, S Site, H Home A Away N Neutral

Tennessee

Through Games Of March 7, 2020

Average RPI Win:	199	WON-LOST	WINNING	LAST 10	STRENGTH OF	OPP. STRENGTH	TEAM	ADJ.	CONF.	ADJ CONF.
Average RPI Loss:	20	RECORD	PCT. RANK	GAMES	SCHEDULE	OF SCHEDULE	RPI	RPI	RPI	RPI
DIV. I ONLY	21- 10	71	4-6	120	50	65	65	4	4	
DIV. I NON-CONF.	10- 3	57	0	262	140	104	104	5	5	
TOTALS	RPI 1-25	RPI 26-50	W-L RECORDS	RPI 51-100	RPI 101-150	RPI 150+				
21- 10	0- 7	1- 3	OVERALL	2- 0	5- 0	13- 0				
13- 3	0- 2	1- 1	HOME	2- 0	1- 0	9- 0				
7- 6	0- 4	0- 2	AWAY	0- 0	4- 0	3- 0				
1- 1	0- 1	0- 0	NEUTRAL	0- 0	0- 0	1- 0				
10- 3	0- 2	0- 1	NON-CONFERENCE	0- 0	1- 0	9- 0				
7- 1	0- 0	0- 1	HOME	0- 0	0- 0	7- 0				
3- 2	0- 2	0- 0	AWAY	0- 0	1- 0	2- 0				
0- 0	0- 0	0- 0	NEUTRAL	0- 0	0- 0	0- 0				
11- 7	0- 5	1- 2	CONFERENCE	2- 0	4- 0	4- 0				
6- 2	0- 2	1- 0	HOME	2- 0	1- 0	2- 0				
4- 4	0- 2	0- 2	AWAY	0- 0	3- 0	1- 0				
1- 1	0- 1	0- 0	NEUTRAL	0- 0	0- 0	1- 0				

RPI	S	Opponent	Score	RPI	S	Opponent	Score	RPI	S	Opponent	Score	RPI	S	Opponent	Score
1	A	South Carolina	48 69	31	A	Arkansas	75 83	63	H	Georgia	73 56	112	A	Auburn	56 55
5	A	UConn	45 60	36	A	LSU	65 75	71	H	Alabama	65 63	121	A	Notre Dame	74 63
6	A	Stanford	51 78	36	H	LSU	63 58					127	A	Vanderbilt	78 69
10	H	Mississippi St.	55 72	41	H	Texas	60 66					127	H	Vanderbilt	67 63
20	H	Texas A&M	71 73									138	A	Florida	78 50
23	A	Kentucky	76 80									176	H	Missouri	77 66
23	N	Kentucky	65 86									176	N	Missouri	64 51
												195	A	Portland St.	88 61
												224	H	Stetson	73 46
												238	H	Central Ark.	63 36
												262	H	Howard	88 38
												271	H	Air Force	81 54
												287	A	ETSU	72 68
												292	H	Colorado St.	79 41
												298	A	Ole Miss	84 28
												298	H	Ole Miss	77 66
												329	H	Ark.-Pine Bluff	92 51
												334	H	Tennessee St.	73 43
LAST 10 Division I															
23	N	Kentucky	65 86	31	A	Arkansas	75 83	20	H	Texas A&M	71 73	36	A	LSU	65 75
176	N	Missouri	64 51	10	H	Mississippi St.	55 72	1	A	South Carolina	48 69				
112	A	Auburn	56 55												
298	H	Ole Miss	77 66												
127	H	Vanderbilt	67 63												

Non-Div I Games:

Tennessee

■ Loss,
 ■ Non-Conf,
 ■ S Site,
 ■ Home
 ■ A Away
 N Neutral

Tennessee St.

Through Games Of March 7, 2020

Average RPI Win:	265	WON-LOST	WINNING	LAST 10	STRENGTH OF	OPP. STRENGTH	TEAM	ADJ.	CONF.	ADJ CONF.
Average RPI Loss:	184	RECORD	PCT. RANK	GAMES	SCHEDULE	OF SCHEDULE	RPI	RPI	RPI	RPI
DIV. I ONLY	2- 24	346	2-8	207	258	334	334	20	20	
DIV. I NON-CONF.	0- 8	338	0	140	223	328	328	23	23	
TOTALS	RPI 1-25	RPI 26-50	W-L RECORDS	RPI 51-100	RPI 101-150	RPI 150+				
2- 24	0- 0	0- 2	OVERALL	0- 4	0- 3	2- 15				
1- 13	0- 0	0- 0	HOME	0- 1	0- 3	1- 9				
1- 11	0- 0	0- 2	AWAY	0- 3	0- 0	1- 6				
0- 0	0- 0	0- 0	NEUTRAL	0- 0	0- 0	0- 0				
0- 8	0- 0	0- 1	NON-CONFERENCE	0- 1	0- 3	0- 3				
0- 5	0- 0	0- 0	HOME	0- 0	0- 3	0- 2				
0- 3	0- 0	0- 1	AWAY	0- 1	0- 0	0- 1				
0- 0	0- 0	0- 0	NEUTRAL	0- 0	0- 0	0- 0				
2- 16	0- 0	0- 1	CONFERENCE	0- 3	0- 0	2- 12				
1- 8	0- 0	0- 0	HOME	0- 1	0- 0	1- 7				
1- 8	0- 0	0- 1	AWAY	0- 2	0- 0	1- 5				
0- 0	0- 0	0- 0	NEUTRAL	0- 0	0- 0	0- 0				

RPI S	Opponent	Score	RPI S	Opponent	Score	RPI S	Opponent	Score	RPI S	Opponent	Score	Team's RPI: 334
28	A Arizona	42 77	56	A Belmont	58 70	118	H Columbia	65 75				
48	A UT Martin	71 88	56	H Belmont	51 84	127	H Vanderbilt	55 106				
			65	A Tennessee	43 73	139	H North Ala.	63 88				
			87	A Southeast Mo. St.	54 83	171	A Austin Peay	58 76				
						171	H Austin Peay	55 87				
						198	H Eastern Ill.	52 73				
						206	A Tennessee Tech	47 88				
						206	H Tennessee Tech	69 81				
						239	A South Alabama	48 70				
						240	A Murray St.	62 100				
						240	H Murray St.	96 81				
						246	H Lipscomb	64 74				
						247	A Jacksonville St.	48 70				
						247	H Jacksonville St.	45 63				
						283	A Morehead St.	60 69				
						283	H Morehead St.	47 84				
						290	A Eastern Ky.	67 64				
						290	H Eastern Ky.	55 61				
						323	H Alcorn	57 62				
						338	H SIUE	63 76				
LAST 10 Division I												
56	H Belmont	51 84	56	A Belmont	58 70							
247	H Jacksonville St.	45 63	240	H Murray St.	96 81							
283	A Morehead St.	60 69	171	H Austin Peay	55 87							
290	A Eastern Ky.	67 64	206	A Tennessee Tech	47 88							
206	H Tennessee Tech	69 81	247	A Jacksonville St.	48 70							

Non-Div I Games: Wilberforce 83 65 Fisk 91 50

Tennessee St.

Loss, Non-Conf, S Site, H Home A Away N Neutral

Tennessee Tech

Through Games Of March 7, 2020

Average RPI Win:	279	WON-LOST	WINNING	LAST 10	STRENGTH OF	OPP. STRENGTH	TEAM	ADJ.	CONF.	ADJ CONF.
Average RPI Loss:	109	RECORD	PCT. RANK	GAMES	SCHEDULE	OF SCHEDULE	RPI	RPI	RPI	RPI
DIV. I ONLY	15- 13	150	2-8	306	203	206	206	20	20	
DIV. I NON-CONF.	5- 4	140	0	344	117	236	236	23	23	
TOTALS	RPI 1-25	RPI 26-50	W-L RECORDS	RPI 51-100	RPI 101-150	RPI 150+				
15- 13	0- 0	0- 3	OVERALL	0- 5	0- 2	15- 3				
7- 4	0- 0	0- 1	HOME	0- 2	0- 0	7- 1				
7- 7	0- 0	0- 2	AWAY	0- 2	0- 2	7- 1				
1- 2	0- 0	0- 0	NEUTRAL	0- 1	0- 0	1- 1				
5- 4	0- 0	0- 1	NON-CONFERENCE	0- 0	0- 2	5- 1				
2- 0	0- 0	0- 0	HOME	0- 0	0- 0	2- 0				
2- 3	0- 0	0- 1	AWAY	0- 0	0- 2	2- 0				
1- 1	0- 0	0- 0	NEUTRAL	0- 0	0- 0	1- 1				
10- 9	0- 0	0- 2	CONFERENCE	0- 5	0- 0	10- 2				
5- 4	0- 0	0- 1	HOME	0- 2	0- 0	5- 1				
5- 4	0- 0	0- 1	AWAY	0- 2	0- 0	5- 1				
0- 1	0- 0	0- 0	NEUTRAL	0- 1	0- 0	0- 0				

RPI S	Opponent	Score	RPI S	Opponent	Score	RPI S	Opponent	Score	RPI S	Opponent	Score	Team's RPI: 206
45	A Middle Tenn.	58 64	48	A UT Martin	62 71	56	A Belmont	52 68	107	A Southern Ill.	65 76	
48	A UT Martin					56	H Belmont	47 59	127	A Vanderbilt	61 75	
48	H UT Martin	65 86				87	A Southeast Mo. St.	72 87	161	A Samford	72 57	
						87	H Southeast Mo. St.	59 72	171	H Austin Peay	58 49	
						87	N Southeast Mo. St.	81 82	174	N Northern Ill.	74 82	
									198	A Eastern Ill.	75 62	
									240	H Murray St.	77 72	
									246	H Lipscomb	78 58	
									247	A Jacksonville St.	61 64	
									247	H Jacksonville St.	50 66	
									283	A Morehead St.	75 55	
									283	H Morehead St.	82 75	
									290	A Eastern Ky.	60 42	
									290	H Eastern Ky.	87 82	
									332	N Detroit Mercy	69 47	
									334	A Tennessee St.	81 69	
									334	H Tennessee St.	88 47	
									338	A SIUE	65 50	
									342	A Western Caro.	62 58	
									348	H La.-Monroe	75 68	
LAST 10 Division I												
87	N Southeast Mo. St.	81 82	334	A Tennessee St.	81 69							
247	A Jacksonville St.	61 64	247	H Jacksonville St.	50 66							
56	A Belmont	52 68	87	A Southeast Mo. St.	72 87							
87	H Southeast Mo. St.	59 72	48	A UT Martin	62 71							
48	H UT Martin	65 86	334	H Tennessee St.	88 47							

Non-Div I Games: Tenn. Wesleyan 94 45 Cumberland (TN) 88 51

Tennessee Tech

Loss, Non-Conf, S Site, H Home A Away N Neutral

Average RPI Win:	135	WON-LOST	WINNING	LAST 10	STRENGTH OF	OPP. STRENGTH	TEAM	ADJ.	CONF.	ADJ CONF.
Average RPI Loss:	61	RECORD	PCT. RANK	GAMES	SCHEDULE	OF SCHEDULE	RPI	RPI	RPI	RPI
DIV. I ONLY	18- 11	100	5-5	20	47	41	41	3	3	
DIV. I NON-CONF.	8- 4	90	0	100	136	92	92	3	3	
TOTALS	RPI 1-25	RPI 26-50	W-L RECORDS	RPI 51-100	RPI 101-150	RPI 150+				
18- 11	2- 4	1- 2	OVERALL	7- 3	3- 1	5- 1				
10- 5	1- 2	0- 2	HOME	3- 1	2- 0	4- 0				
7- 5	1- 1	1- 0	AWAY	4- 2	1- 1	0- 1				
1- 1	0- 1	0- 0	NEUTRAL	0- 0	0- 0	1- 0				
8- 4	1- 1	0- 1	NON-CONFERENCE	2- 1	0- 0	5- 1				
6- 1	1- 0	0- 1	HOME	1- 0	0- 0	4- 0				
1- 2	0- 0	0- 0	AWAY	1- 1	0- 0	0- 1				
1- 1	0- 1	0- 0	NEUTRAL	0- 0	0- 0	1- 0				
10- 7	1- 3	1- 1	CONFERENCE	5- 2	3- 1	0- 0				
4- 4	0- 2	0- 1	HOME	2- 1	2- 0	0- 0				
6- 3	1- 1	1- 0	AWAY	3- 1	1- 1	0- 0				
0- 0	0- 0	0- 0	NEUTRAL	0- 0	0- 0	0- 0				

RPI 1-25				RPI 26-50				Team's RPI: 41		RPI 51-100				RPI 101+			
RPI	S	Opponent	Score	RPI	S	Opponent	Score			RPI	S	Opponent	Score	RPI	S	Opponent	Score
4	A	Baylor	53 69	28	H	Arizona	58 83			59	A	Oklahoma St.	61 56	125	A	Kansas	67 82
4	H	Baylor	44 64	49	A	Iowa St.	81 75			62	A	South Fla.	57 64	125	H	Kansas	85 77
6	H	Stanford	69 64	49	H	Iowa St.	51 69			65	A	Tennessee	66 60	133	A	Texas Tech	81 66
17	A	TCU	77 67							66	A	West Virginia	63 68	133	H	Texas Tech	92 66
17	H	TCU	63 65							66	H	West Virginia	50 44	214	A	Hawaii	60 73
21	N	NC State	73 84							76	A	Kansas St.	71 63	233	H	Southern U.	93 39
										76	H	Kansas St.	54 60	237	N	North Texas	63 57
										85	H	Ohio	73 60	300	H	UTRGV	85 69
										91	A	Oklahoma	70 53	321	H	UTSA	84 53
										91	H	Oklahoma	86 76	336	H	Northwestern St.	91 49
LAST 10 Division I																	
4	A	Baylor	53 69	125	A	Kansas	67 82										
91	H	Oklahoma	86 76	49	H	Iowa St.	51 69										
17	A	TCU	77 67	133	A	Texas Tech	81 66										
76	H	Kansas St.	54 60	4	H	Baylor	44 64										
66	H	West Virginia	50 44	91	A	Oklahoma	70 53										

Non-Div I Games:

Texas

■ Loss,
 ■ Non-Conf,
 ■ S Site,
 ■ H Home
 ■ A Away
 N Neutral

Average RPI Win:	116	WON-LOST	WINNING	LAST 10	STRENGTH OF	OPP. STRENGTH	TEAM	ADJ.	CONF.	ADJ CONF.
Average RPI Loss:	29	RECORD	PCT. RANK	GAMES	SCHEDULE	OF SCHEDULE	RPI	RPI	RPI	RPI
DIV. I ONLY	22- 8	46	5-5	16	14	20	20	4	4	
DIV. I NON-CONF.	12- 1	10	0	34	27	7	7	5	5	
TOTALS	RPI 1-25	RPI 26-50	W-L RECORDS	RPI 51-100	RPI 101-150	RPI 150+				
22- 8	1- 3	2- 4	OVERALL	10- 1	3- 0	6- 0				
14- 2	1- 0	1- 1	HOME	3- 1	3- 0	6- 0				
6- 4	0- 3	1- 1	AWAY	5- 0	0- 0	0- 0				
2- 2	0- 0	0- 2	NEUTRAL	2- 0	0- 0	0- 0				
12- 1	1- 0	1- 1	NON-CONFERENCE	6- 0	0- 0	4- 0				
8- 0	1- 0	1- 0	HOME	2- 0	0- 0	4- 0				
2- 0	0- 0	0- 0	AWAY	2- 0	0- 0	0- 0				
2- 1	0- 0	0- 1	NEUTRAL	2- 0	0- 0	0- 0				
10- 7	0- 3	1- 3	CONFERENCE	4- 1	3- 0	2- 0				
6- 2	0- 0	0- 1	HOME	1- 1	3- 0	2- 0				
4- 4	0- 3	1- 1	AWAY	3- 0	0- 0	0- 0				
0- 1	0- 0	0- 1	NEUTRAL	0- 0	0- 0	0- 0				

RPI 1-25				RPI 26-50				RPI 51-100				RPI 101+			
RPI	S	Opponent	Score	RPI	S	Opponent	Score	RPI	S	Opponent	Score	RPI	S	Opponent	Score
1	A	South Carolina	52 60	26	H	Duke	79 58	53	A	Rice	62 61	112	H	Auburn	84 54
10	A	Mississippi St.	57 69	27	N	Florida St.	58 80	59	H	Oklahoma St.	74 62	127	H	Vanderbilt	74 53
17	H	TCU	70 68	31	A	Arkansas	84 77	63	A	Georgia	64 47	138	H	Florida	69 42
23	A	Kentucky	54 76	31	N	Arkansas	66 67	63	H	Georgia	64 63	176	H	Missouri	72 53
				36	A	LSU	58 59	65	A	Tennessee	73 71	208	H	Little Rock	78 35
				36	H	LSU	54 57	67	N	Montana St.	78 67	215	H	Houston	72 43
								71	A	Alabama	79 74	238	H	Central Ark.	76 46
								71	H	Alabama	63 76	298	H	Ole Miss	79 35
								75	H	A&M-Corpus Christi	85 48	303	H	Prairie View	80 38
								78	N	Georgia Tech	60 48				
								79	A	Southern California	74 64				
LAST 10 Division I															
				31	N	Arkansas	66 67	65	A	Tennessee	73 71				
				1	A	South Carolina	52 60	127	H	Vanderbilt	74 53				
				71	H	Alabama	63 76	10	A	Mississippi St.	57 69				
				112	H	Auburn	84 54	36	A	LSU	58 59				
				63	A	Georgia	64 47	63	H	Georgia	64 63				

Non-Div I Games:

Texas A&M

■ Loss,
■ Non-Conf, S Site,
■ Home
■ Away
N Neutral

Texas Southern

Through Games Of March 7, 2020

Average RPI Win:	273	WON-LOST	WINNING	LAST 10	STRENGTH OF	OPP. STRENGTH	TEAM	ADJ.	CONF.	ADJ CONF.
Average RPI Loss:	121	RECORD	PCT. RANK	GAMES	SCHEDULE	OF SCHEDULE	RPI	RPI	RPI	RPI
DIV. I ONLY	19- 10	78	7-3	265	322	134	134	32	32	
DIV. I NON-CONF.	5- 6	187	0	23	26	46	46	31	31	
TOTALS	RPI 1-25	RPI 26-50	W-L RECORDS	RPI 51-100	RPI 101-150	RPI 150+				
19- 10	0- 2	0- 1	OVERALL	1- 1	1- 2	17- 4				
9- 1	0- 0	0- 0	HOME	1- 0	0- 0	8- 1				
10- 7	0- 2	0- 1	AWAY	0- 1	1- 0	9- 3				
0- 2	0- 0	0- 0	NEUTRAL	0- 0	0- 2	0- 0				
5- 6	0- 2	0- 1	NON-CONFERENCE	1- 1	1- 2	3- 0				
1- 0	0- 0	0- 0	HOME	1- 0	0- 0	0- 0				
4- 4	0- 2	0- 1	AWAY	0- 1	1- 0	3- 0				
0- 2	0- 0	0- 0	NEUTRAL	0- 0	0- 2	0- 0				
14- 4	0- 0	0- 0	CONFERENCE	0- 0	0- 0	14- 4				
8- 1	0- 0	0- 0	HOME	0- 0	0- 0	8- 1				
6- 3	0- 0	0- 0	AWAY	0- 0	0- 0	6- 3				
0- 0	0- 0	0- 0	NEUTRAL	0- 0	0- 0	0- 0				

RPI 1-25				RPI 26-50				RPI 51-100				RPI 101+ Team's RPI: 134			
RPI	S	Opponent	Score	RPI	S	Opponent	Score	RPI	S	Opponent	Score	RPI	S	Opponent	Score
2	A	Oregon	63 99	49	A	Iowa St.	59 79	53	H	Rice	63 56	102	A	UT Arlington	74 63
9	A	Gonzaga	45 80					94	A	Colorado	50 74	103	N	UAB	68 84
												106	N	Utah	52 61
												154	A	Jackson St.	79 81
												154	H	Jackson St.	61 72
												170	A	Tulane	72 62
												214	A	Hawaii	74 57
												233	A	Southern U.	56 59
												233	H	Southern U.	61 56
												234	A	Alabama A&M	65 58
												234	H	Alabama A&M	79 76
												300	A	UTRGV	71 44
												303	A	Prairie View	47 50
												303	H	Prairie View	88 65
												323	A	Alcorn	81 67
												323	H	Alcorn	105 70
												326	A	Alabama St.	81 54
												326	H	Alabama St.	88 59
												329	A	Ark.-Pine Bluff	77 46
												329	H	Ark.-Pine Bluff	78 77
												344	A	Grambling	89 85
												344	H	Grambling	85 62
												351	A	Mississippi Val.	86 79
												351	H	Mississippi Val.	88 58
LAST 10 Division I															
323	A	Alcorn	81 67	351	A	Mississippi Val.	86 79								
233	A	Southern U.	56 59	344	H	Grambling	85 62								
326	H	Alabama St.	88 59	154	H	Jackson St.	61 72								
234	H	Alabama A&M	79 76	303	A	Prairie View	47 50								
329	A	Ark.-Pine Bluff	77 46	326	A	Alabama St.	81 54								

Non-Div I Games:

Texas Southern

■ Loss,
 ■ Non-Conf,
 ■ S Site,
 ■ Home
 ■ Away
 N Neutral

Average RPI Win: 233	WON-LOST	WINNING	LAST 10	STRENGTH OF	OPP. STRENGTH	TEAM	ADJ.	CONF.	ADJ CONF.
Average RPI Loss: 173	RECORD	PCT. RANK	GAMES	SCHEDULE	OF SCHEDULE	RPI	RPI	RPI	RPI
DIV. I ONLY	11- 16	229	6-4	229	243	250	250	21	21
DIV. I NON-CONF.	5- 4	140	0	182	258	130	130	19	19
TOTALS	RPI 1-25	RPI 26-50	W-L RECORDS	RPI 51-100	RPI 101-150	RPI 150+			
11- 16	0- 1	0- 1	OVERALL	1- 2	1- 2	9- 10			
7- 6	0- 0	0- 0	HOME	1- 1	1- 0	5- 5			
4- 10	0- 1	0- 1	AWAY	0- 1	0- 2	4- 5			
0- 0	0- 0	0- 0	NEUTRAL	0- 0	0- 0	0- 0			
5- 4	0- 1	0- 0	NON-CONFERENCE	1- 0	0- 1	4- 2			
4- 0	0- 0	0- 0	HOME	1- 0	0- 0	3- 0			
1- 4	0- 1	0- 0	AWAY	0- 0	0- 1	1- 2			
0- 0	0- 0	0- 0	NEUTRAL	0- 0	0- 0	0- 0			
6- 12	0- 0	0- 1	CONFERENCE	0- 2	1- 1	5- 8			
3- 6	0- 0	0- 0	HOME	0- 1	1- 0	2- 5			
3- 6	0- 0	0- 1	AWAY	0- 1	0- 1	3- 3			
0- 0	0- 0	0- 0	NEUTRAL	0- 0	0- 0	0- 0			

RPI 1-25				RPI 26-50				RPI 51-100				RPI 101+				Team's RPI: 250
RPI	S	Opponent	Score	RPI	S	Opponent	Score	RPI	S	Opponent	Score	RPI	S	Opponent	Score	
17	A	TCU	52 79	42	A	Troy	50 84	75	H	A&M-Corpus Christi	57 48	102	A	UT Arlington	49 69	
								96	A	Coastal Caro.	67 75	102	H	UT Arlington	72 55	
								96	H	Coastal Caro.	59 69	125	A	Kansas	48 68	
												166	A	Dartmouth	61 51	
												172	H	New Orleans	51 49	
												190	A	Louisiana	64 70	
												190	H	Louisiana	67 73	
												208	A	Little Rock	50 47	
												208	H	Little Rock	66 78	
												211	A	Oral Roberts	57 63	
												213	A	Appalachian St.	65 73	
												213	H	Appalachian St.	47 59	
												232	A	Morgan St.	62 72	
												239	A	South Alabama	76 78	
												243	A	Arkansas St.	83 69	
												243	H	Arkansas St.	53 56	
												288	H	Ga. Southern	72 68	
												316	H	Georgia St.	67 62	
												321	H	UTSA	74 69	
												323	H	Alcorn	67 59	
												348	A	La.-Monroe	59 53	
												348	H	La.-Monroe	55 58	
LAST 10 Division I																
190	A	Louisiana	64 70	243	A	Arkansas St.	83 69									
348	A	La.-Monroe	59 53	208	A	Little Rock	50 47									
316	H	Georgia St.	67 62	213	H	Appalachian St.	47 59									
288	H	Ga. Southern	72 68	96	H	Coastal Caro.	59 69									
102	A	UT Arlington	49 69	102	H	UT Arlington	72 55									

Non-Div I Games: Texas Lutheran 72 31 Tex. Permian Basin 83 45

Texas St.

■ Loss,
 ■ Non-Conf, S Site,
 ■ Home
 ■ Away
 N Neutral

Average RPI Win:	202	WON-LOST	WINNING	LAST 10	STRENGTH OF	OPP. STRENGTH	TEAM	ADJ.	CONF.	ADJ CONF.
Average RPI Loss:	55	RECORD	PCT. RANK	GAMES	SCHEDULE	OF SCHEDULE	RPI	RPI	RPI	RPI
DIV. I ONLY	18- 11	100	4-6	192	66	133	133	3	3	
DIV. I NON-CONF.	11- 0	1	0	350	345	165	165	3	3	
TOTALS	RPI 1-25	RPI 26-50	W-L RECORDS	RPI 51-100	RPI 101-150	RPI 150+				
18- 11	2- 2	1- 3	OVERALL	3- 5	3- 1	9- 0				
13- 5	1- 1	0- 2	HOME	2- 2	2- 0	8- 0				
4- 6	1- 1	1- 1	AWAY	1- 3	1- 1	0- 0				
1- 0	0- 0	0- 0	NEUTRAL	0- 0	0- 0	1- 0				
11- 0	0- 0	0- 0	NON-CONFERENCE	0- 0	2- 0	9- 0				
9- 0	0- 0	0- 0	HOME	0- 0	1- 0	8- 0				
1- 0	0- 0	0- 0	AWAY	0- 0	1- 0	0- 0				
1- 0	0- 0	0- 0	NEUTRAL	0- 0	0- 0	1- 0				
7- 11	2- 2	1- 3	CONFERENCE	3- 5	1- 1	0- 0				
4- 5	1- 1	0- 2	HOME	2- 2	1- 0	0- 0				
3- 6	1- 1	1- 1	AWAY	1- 3	0- 1	0- 0				
0- 0	0- 0	0- 0	NEUTRAL	0- 0	0- 0	0- 0				

RPI 1-25				RPI 26-50				RPI 51-100				RPI 101+ Team's RPI: 133			
RPI	S	Opponent	Score	RPI	S	Opponent	Score	RPI	S	Opponent	Score	RPI	S	Opponent	Score
4	A	Baylor	79 87	41	A	Texas	66 92	59	A	Oklahoma St.	58 74	114	A	San Diego	64 60
4	H	Baylor	62 77	41	H	Texas	66 81	59	H	Oklahoma St.	109 79	125	A	Kansas	50 67
17	A	TCU	80 76	49	A	Iowa St.	77 74	66	A	West Virginia	60 67	125	H	Kansas	89 72
17	H	TCU	87 83	49	H	Iowa St.	66 96	66	H	West Virginia	69 71	146	H	Sam Houston St.	99 57
								76	A	Kansas St.	70 84	298	H	Ole Miss	84 48
								76	H	Kansas St.	72 76	303	H	Prairie View	82 48
								91	A	Oklahoma	106 94	315	H	Houston Baptist	59 51
								91	H	Oklahoma	89 84	321	H	UTSA	115 58
												329	H	Ark.-Pine Bluff	81 55
												336	H	Northwestern St.	79 49
												339	H	Florida A&M	98 60
												340	N	Purdue Fort Wayne	82 48
												348	H	La.-Monroe	83 38
LAST 10 Division I															
91	A	Oklahoma	106 94	4	H	Baylor	62 77								
66	H	West Virginia	69 71	66	A	West Virginia	60 67								
17	H	TCU	87 83	125	H	Kansas	89 72								
59	A	Oklahoma St.	58 74	41	H	Texas	66 81								
49	A	Iowa St.	77 74	76	A	Kansas St.	70 84								

Non-Div I Games:

Texas Tech

■ Loss,
 ■ Non-Conf,
 ■ S Site,
 ■ H Home
 ■ A Away
 N Neutral

Average RPI Win: 226	WON-LOST	WINNING	LAST 10	STRENGTH OF	OPP. STRENGTH	TEAM	ADJ.	CONF.	ADJ CONF.
Average RPI Loss: 117	RECORD	PCT. RANK	GAMES	SCHEDULE	OF SCHEDULE	RPI	RPI	RPI	RPI
DIV. I ONLY	13- 15	193	4-6	162	131	193	193	14	14
DIV. I NON-CONF.	4- 6	212	0	165	90	230	230	13	13
TOTALS	RPI 1-25	RPI 26-50	W-L RECORDS	RPI 51-100	RPI 101-150	RPI 150+			
13- 15	0- 1	1- 4	OVERALL	0- 0	1- 5	11- 5			
9- 5	0- 0	1- 1	HOME	0- 0	1- 2	7- 2			
3- 9	0- 0	0- 3	AWAY	0- 0	0- 3	3- 3			
1- 1	0- 1	0- 0	NEUTRAL	0- 0	0- 0	1- 0			
4- 6	0- 1	0- 1	NON-CONFERENCE	0- 0	0- 2	4- 2			
3- 2	0- 0	0- 0	HOME	0- 0	0- 1	3- 1			
0- 3	0- 0	0- 1	AWAY	0- 0	0- 1	0- 1			
1- 1	0- 1	0- 0	NEUTRAL	0- 0	0- 0	1- 0			
9- 9	0- 0	1- 3	CONFERENCE	0- 0	1- 3	7- 3			
6- 3	0- 0	1- 1	HOME	0- 0	1- 1	4- 1			
3- 6	0- 0	0- 2	AWAY	0- 0	0- 2	3- 2			
0- 0	0- 0	0- 0	NEUTRAL	0- 0	0- 0	0- 0			

RPI 1-25				RPI 26-50				RPI 51-100				RPI 101+ Team's RPI: 193			
RPI	S	Opponent	Score	RPI	S	Opponent	Score	RPI	S	Opponent	Score	RPI	S	Opponent	Score
15	N	Iowa	72 100	29	A	James Madison	39 81					104	A	William & Mary	62 66
				29	H	James Madison	76 75					104	H	William & Mary	75 83
				39	A	Drexel	50 59					114	A	San Diego	67 81
				39	H	Drexel	60 63					116	H	Temple	59 74
				47	A	Rutgers	53 67					147	A	Northeastern	63 66
												147	H	Northeastern	81 68
												151	H	Mt. St. Mary's	73 57
												173	A	Elon	52 68
												173	H	Elon	61 74
												186	A	Delaware	62 69
												186	H	Delaware	76 66
												201	H	American	63 60
												219	H	Penn St.	67 73
												244	A	San Diego St.	72 80
												251	H	Marshall	59 56
												254	N	Iona	75 58
												260	A	Col. of Charleston	79 62
												260	H	Col. of Charleston	83 72
												274	A	UNCW	62 41
												274	H	UNCW	78 45
												328	A	Hofstra	71 54
												328	H	Hofstra	84 71
LAST 10 Division I															
				173	A	Elon	52 68					328	A	Hofstra	71 54
				104	A	William & Mary	62 66					260	H	Col. of Charleston	83 72
				39	H	Drexel	60 63					274	H	UNCW	78 45
				186	H	Delaware	76 66					29	A	James Madison	39 81
				147	A	Northeastern	63 66					186	A	Delaware	62 69

Non-Div I Games: Chestnut Hill 86 49

Towson

■ Loss,
 ■ Non-Conf, S Site,
 ■ Home
 ■ Away
 N Neutral

Average RPI Win:	219	WON-LOST	WINNING	LAST 10	STRENGTH OF	OPP. STRENGTH	TEAM	ADJ.	CONF.	ADJ CONF.
Average RPI Loss:	81	RECORD	PCT. RANK	GAMES	SCHEDULE	OF SCHEDULE	RPI	RPI	RPI	RPI
DIV. I ONLY	23- 4	18	9-1	187	208	42	42	21	21	
DIV. I NON-CONF.	7- 2	53	0	84	86	23	23	19	19	
TOTALS	RPI 1-25	RPI 26-50	W-L RECORDS	RPI 51-100	RPI 101-150	RPI 150+				
23- 4	0- 1	0- 1	OVERALL	2- 1	2- 0	19- 1				
10- 1	0- 0	0- 0	HOME	1- 0	1- 0	8- 1				
11- 3	0- 1	0- 1	AWAY	0- 1	1- 0	10- 0				
2- 0	0- 0	0- 0	NEUTRAL	1- 0	0- 0	1- 0				
7- 2	0- 1	0- 1	NON-CONFERENCE	1- 0	1- 0	5- 0				
2- 0	0- 0	0- 0	HOME	0- 0	0- 0	2- 0				
3- 2	0- 1	0- 1	AWAY	0- 0	1- 0	2- 0				
2- 0	0- 0	0- 0	NEUTRAL	1- 0	0- 0	1- 0				
16- 2	0- 0	0- 0	CONFERENCE	1- 1	1- 0	14- 1				
8- 1	0- 0	0- 0	HOME	1- 0	1- 0	6- 1				
8- 1	0- 0	0- 0	AWAY	0- 1	0- 0	8- 0				
0- 0	0- 0	0- 0	NEUTRAL	0- 0	0- 0	0- 0				

RPI 1-25				RPI 26-50				Team's RPI: 42				RPI 51-100				RPI 101+			
RPI	S	Opponent	Score	RPI	S	Opponent	Score					RPI	S	Opponent	Score	RPI	S	Opponent	Score
10	A	Mississippi St.	82 122	26	A	Duke	85 99					96	A	Coastal Caro.	103 124	102	H	UT Arlington	85 69
												96	H	Coastal Caro.	84 77	109	A	Bethune-Cookman	68 62
												97	N	Kent St.	71 64	161	A	Samford	74 65
																185	N	Toledo	71 64
																190	A	Louisiana	67 64
																190	H	Louisiana	73 79
																207	A	Chattanooga	90 51
																208	A	Little Rock	70 54
																208	H	Little Rock	77 59
																213	A	Appalachian St.	81 61
																213	H	Appalachian St.	84 55
																239	A	South Alabama	77 73
																239	H	South Alabama	85 68
																243	A	Arkansas St.	91 81
																243	H	Arkansas St.	79 64
																247	H	Jacksonville St.	94 64
																250	H	Texas St.	84 50
																287	H	ETSU	79 61
																288	A	Ga. Southern	79 69
																316	A	Georgia St.	71 57
																348	A	La.-Monroe	72 65
																348	H	La.-Monroe	77 65
LAST 10 Division I																			
243	A	Arkansas St.	91 81	213	A	Appalachian St.	81 61												
208	A	Little Rock	70 54	96	A	Coastal Caro.	103 124												
239	A	South Alabama	77 73	190	A	Louisiana	67 64												
243	H	Arkansas St.	79 64	348	H	La.-Monroe	77 65												
208	H	Little Rock	77 59	239	H	South Alabama	85 68												

Non-Div I Games: AUM 72 42 Fort Valley St. 101 52

Troy

T
u
l
a
n
e

Tulane				Through Games Of March 7, 2020						
Average RPI Win:	187	WON-LOST	WINNING	LAST 10	STRENGTH OF	OPP. STRENGTH	TEAM	ADJ.	CONF.	ADJ CONF.
Average RPI Loss:	107	RECORD	PCT. RANK	GAMES	SCHEDULE	OF SCHEDULE	RPI	RPI	RPI	RPI
DIV. I ONLY	14- 17	199	2-8	95	85	170	170	9	9	
DIV. I NON-CONF.	5- 8	221	0	88	107	200	200	9	9	

TOTALS	RPI 1-25	RPI 26-50		W-L RECORDS	RPI 51-100		RPI 101-150	RPI 150+		
14- 17	0- 1	1- 2		OVERALL	1- 8		2- 1	10- 5		
8- 9	0- 0	1- 2		HOME	1- 3		1- 1	5- 3		
5- 5	0- 1	0- 0		AWAY	0- 2		1- 0	4- 2		
1- 3	0- 0	0- 0		NEUTRAL	0- 3		0- 0	1- 0		
5- 8	0- 0	0- 2		NON-CONFERENCE	0- 4		1- 1	4- 1		
3- 6	0- 0	0- 2		HOME	0- 2		0- 1	3- 1		
2- 0	0- 0	0- 0		AWAY	0- 0		1- 0	1- 0		
0- 2	0- 0	0- 0		NEUTRAL	0- 2		0- 0	0- 0		
9- 9	0- 1	1- 0		CONFERENCE	1- 4		1- 0	6- 4		
5- 3	0- 0	1- 0		HOME	1- 1		1- 0	2- 2		
3- 5	0- 1	0- 0		AWAY	0- 2		0- 0	3- 2		
1- 1	0- 0	0- 0		NEUTRAL	0- 1		0- 0	1- 0		

RPI 1-25				RPI 26-50				RPI 51-100				RPI 101+ Team's RPI: 170			
RPI	S	Opponent	Score	RPI	S	Opponent	Score	RPI	S	Opponent	Score	RPI	S	Opponent	Score
5	A	UConn	31 74	35	H	UCF	60 59	60	N	Boston College	76 89	116	H	Temple	53 50
				36	H	LSU	54 59	61	N	Charlotte	56 60	134	H	Texas Southern	62 72
				45	H	Middle Tenn.	62 64	62	A	South Fla.	56 63	142	A	Washington	64 62
								62	H	South Fla.	43 53	154	H	Jackson St.	82 46
								62	N	South Fla.	50 64	167	A	Wichita St.	61 56
								71	H	Alabama	56 66	167	H	Wichita St.	68 69
								72	A	Cincinnati	63 87	196	A	Memphis	62 64
								72	H	Cincinnati	64 59	196	H	Memphis	59 55
								94	H	Colorado	52 62	204	A	Southern Miss.	62 58
												215	H	Houston	60 66
												229	A	SMU	67 66
												238	H	Central Ark.	65 38
												239	H	South Alabama	53 62
												242	A	East Carolina	50 53
												259	A	Tulsa	50 46
												259	H	Tulsa	64 62
												259	N	Tulsa	67 61
												288	H	Ga. Southern	56 40

LAST 10 Division I															
				62	N	South Fla.	50 64	5	A	UConn	31 74				
				259	N	Tulsa	67 61	167	H	Wichita St.	68 69				
				116	H	Temple	53 50	62	H	South Fla.	43 53				
				242	A	East Carolina	50 53	196	A	Memphis	62 64				
				72	A	Cincinnati	63 87	215	H	Houston	60 66				

Non-Div I Games:

Tulane

Average RPI Win:	229	WON-LOST	WINNING	LAST 10	STRENGTH OF	OPP. STRENGTH	TEAM	ADJ.	CONF.	ADJ CONF.
Average RPI Loss:	121	RECORD	PCT. RANK	GAMES	SCHEDULE	OF SCHEDULE	RPI	RPI	RPI	RPI
DIV. I ONLY	9- 21	287	3-7	138	89	259	259	9	9	
DIV. I NON-CONF.	5- 8	221	0	118	121	201	201	9	9	
TOTALS	RPI 1-25	RPI 26-50	W-L RECORDS	RPI 51-100	RPI 101-150	RPI 150+				
9- 21	0- 2	0- 3	OVERALL	0- 5	1- 1	8- 10				
7- 7	0- 0	0- 1	HOME	0- 3	0- 1	7- 2				
2- 11	0- 1	0- 1	AWAY	0- 2	1- 0	1- 7				
0- 3	0- 1	0- 1	NEUTRAL	0- 0	0- 0	0- 1				
5- 8	0- 1	0- 2	NON-CONFERENCE	0- 3	0- 0	5- 2				
4- 2	0- 0	0- 0	HOME	0- 2	0- 0	4- 0				
1- 4	0- 0	0- 1	AWAY	0- 1	0- 0	1- 2				
0- 2	0- 1	0- 1	NEUTRAL	0- 0	0- 0	0- 0				
4- 13	0- 1	0- 1	CONFERENCE	0- 2	1- 1	3- 8				
3- 5	0- 0	0- 1	HOME	0- 1	0- 1	3- 2				
1- 7	0- 1	0- 0	AWAY	0- 1	1- 0	0- 5				
0- 1	0- 0	0- 0	NEUTRAL	0- 0	0- 0	0- 1				

RPI 1-25				RPI 26-50				RPI 51-100				RPI 101+				Team's RPI: 259	
RPI	S	Opponent	Score	RPI	S	Opponent	Score	RPI	S	Opponent	Score	RPI	S	Opponent	Score		
5	A	UConn	34 92	30	N	Western Ky.	63 76	59	H	Oklahoma St.	48 78	116	A	Temple	68 64		
24	N	Marquette	60 61	31	A	Arkansas	41 91	62	H	South Fla.	52 68	116	H	Temple	65 74		
				35	H	UCF	49 62	72	A	Cincinnati	53 78	167	A	Wichita St.	46 57		
								83	H	SFA	63 67	167	H	Wichita St.	61 70		
								86	A	Abilene Christian	63 73	170	A	Tulane	62 64		
												170	H	Tulane	46 50		
												170	N	Tulane	61 67		
												196	A	Memphis	44 63		
												208	A	Little Rock	51 63		
												211	H	Oral Roberts	67 65		
												215	H	Houston	71 64		
												220	A	UTEP	58 51		
												224	A	Stetson	60 66		
												229	A	SMU	38 57		
												229	H	SMU	65 58		
												242	A	East Carolina	42 59		
												242	H	East Carolina	58 56		
												243	H	Arkansas St.	79 77		
												292	H	Colorado St.	61 55		
												294	H	LMU (CA)	75 56		
LAST 10 Division I																	
				170	N	Tulane	61 67	229	H	SMU	65 58						
				215	H	Houston	71 64	72	A	Cincinnati	53 78						
				116	A	Temple	68 64	35	H	UCF	49 62						
				167	H	Wichita St.	61 70	196	A	Memphis	44 63						
				242	A	East Carolina	42 59	170	H	Tulane	46 50						

Non-Div I Games:

Tulsa

■ Loss,
 ■ Non-Conf,
 ■ S Site,
 ■ Home
 ■ Away
 N Neutral

Average RPI Win:	206	WON-LOST	WINNING	LAST 10	STRENGTH OF	OPP. STRENGTH	TEAM	ADJ.	CONF.	ADJ CONF.
Average RPI Loss:	96	RECORD	PCT. RANK	GAMES	SCHEDULE	OF SCHEDULE	RPI	RPI	RPI	RPI
DIV. I ONLY	18- 10	87	7-3	133	136	103	103	13	13	
DIV. I NON-CONF.	6- 4	123	0	238	162	169	169	16	16	
TOTALS	RPI 1-25	RPI 26-50	W-L RECORDS	RPI 51-100	RPI 101-150	RPI 150+				
18- 10	0- 0	3- 2	OVERALL	0- 6	2- 0	13- 2				
10- 4	0- 0	1- 1	HOME	0- 3	1- 0	8- 0				
7- 5	0- 0	2- 1	AWAY	0- 2	0- 0	5- 2				
1- 1	0- 0	0- 0	NEUTRAL	0- 1	1- 0	0- 0				
6- 4	0- 0	0- 0	NON-CONFERENCE	0- 3	2- 0	4- 1				
4- 1	0- 0	0- 0	HOME	0- 1	1- 0	3- 0				
1- 2	0- 0	0- 0	AWAY	0- 1	0- 0	1- 1				
1- 1	0- 0	0- 0	NEUTRAL	0- 1	1- 0	0- 0				
12- 6	0- 0	3- 2	CONFERENCE	0- 3	0- 0	9- 1				
6- 3	0- 0	1- 1	HOME	0- 2	0- 0	5- 0				
6- 3	0- 0	2- 1	AWAY	0- 1	0- 0	4- 1				
0- 0	0- 0	0- 0	NEUTRAL	0- 0	0- 0	0- 0				

RPI 1-25				RPI 26-50				RPI 51-100				RPI 101+				Team's RPI: 103	
RPI	S	Opponent	Score	RPI	S	Opponent	Score	RPI	S	Opponent	Score	RPI	S	Opponent	Score		
				30	A	Western Ky.	65 69	53	A	Rice	53 64	112	H	Auburn	80 75		
				33	A	Old Dominion	64 61	53	H	Rice	65 74	134	N	Texas Southern	84 68		
				33	H	Old Dominion	76 65	61	H	Charlotte	75 83	161	H	Samford	76 69		
				45	A	Middle Tenn.	61 59	82	H	Boise St.	81 83	196	A	Memphis	52 77		
				45	H	Middle Tenn.	52 62	91	A	Oklahoma	75 82	202	H	Fla. Atlantic	92 73		
								94	N	Colorado	69 77	204	A	Southern Miss.	74 68		
												204	H	Southern Miss.	90 46		
												220	H	UTEP	63 51		
												237	A	North Texas	51 50		
												239	H	South Alabama	77 61		
												251	A	Marshall	56 61		
												263	A	Louisiana Tech	71 51		
												310	H	FIU	71 58		
												321	A	UTSA	87 51		
												321	H	UTSA	94 55		
												323	A	Alcorn	86 65		
												347	H	McNeese	97 70		
LAST 10 Division I																	
				204	H	Southern Miss.	90 46	45	H	Middle Tenn.	52 62						
				33	A	Old Dominion	64 61	237	A	North Texas	51 50						
				321	A	UTSA	87 51	53	A	Rice	53 64						
				53	H	Rice	65 74	220	H	UTEP	63 51						
				45	A	Middle Tenn.	61 59	321	H	UTSA	94 55						

Non-Div I Games: Ala.-Huntsville 74 57 Tuskegee 103 60

UAB

Loss, Non-Conf, S Site, H Home A Away N Neutral

UC Davis

Through Games Of March 7, 2020

Average RPI Win:	250	WON-LOST	WINNING	LAST 10	STRENGTH OF	OPP. STRENGTH	TEAM	ADJ.	CONF.	ADJ CONF.
Average RPI Loss:	172	RECORD	PCT. RANK	GAMES	SCHEDULE	OF SCHEDULE	RPI	RPI	RPI	RPI
DIV. I ONLY	16- 12	130	7-3	231	249	155	155	28	28	
DIV. I NON-CONF.	4- 8	235	0	129	98	213	213	26	26	
TOTALS	RPI 1-25	RPI 26-50	W-L RECORDS	RPI 51-100	RPI 101-150	RPI 150+				
16- 12	0- 1	0- 0	OVERALL	0- 3	1- 0	15- 8				
10- 3	0- 0	0- 0	HOME	0- 0	1- 0	9- 3				
6- 9	0- 1	0- 0	AWAY	0- 3	0- 0	6- 5				
0- 0	0- 0	0- 0	NEUTRAL	0- 0	0- 0	0- 0				
4- 8	0- 1	0- 0	NON-CONFERENCE	0- 3	1- 0	3- 4				
3- 2	0- 0	0- 0	HOME	0- 0	1- 0	2- 2				
1- 6	0- 1	0- 0	AWAY	0- 3	0- 0	1- 2				
0- 0	0- 0	0- 0	NEUTRAL	0- 0	0- 0	0- 0				
12- 4	0- 0	0- 0	CONFERENCE	0- 0	0- 0	12- 4				
7- 1	0- 0	0- 0	HOME	0- 0	0- 0	7- 1				
5- 3	0- 0	0- 0	AWAY	0- 0	0- 0	5- 3				
0- 0	0- 0	0- 0	NEUTRAL	0- 0	0- 0	0- 0				

RPI 1-25			RPI 26-50			RPI 51-100			RPI 101+ Team's RPI: 155		
RPI	S	Opponent	Score	RPI	S	Opponent	Score	RPI	S	Opponent	Score
6	A	Stanford	55 67					67	A	Montana St.	65 77
								69	A	Fresno St.	65 73
								92	A	Minnesota	67 76
								131	H	Boston U.	75 68
								175	A	Pepperdine	67 70
								180	A	Northern Ariz.	71 61
								192	H	Santa Clara	61 62
								195	H	Portland St.	70 76
								199	A	Saint Mary's (CA)	74 83
								212	H	San Francisco	79 67
								214	A	Hawaii	65 48
								214	H	Hawaii	62 49
								231	A	Cal St. Fullerton	72 61
								231	H	Cal St. Fullerton	61 71
								245	A	UC Santa Barbara	56 46
								245	H	UC Santa Barbara	66 63
								256	A	UC Irvine	68 73
								256	H	UC Irvine	65 53
								275	A	Long Beach St.	57 66
								275	H	Long Beach St.	57 55
								281	A	CSUN	71 58
								281	H	CSUN	61 39
								305	H	Sacramento St.	77 75
								308	A	Cal Poly	42 36
								308	H	Cal Poly	71 58
								311	A	UC Riverside	70 75
								311	H	UC Riverside	78 69
LAST 10 Division I											
275	A	Long Beach St.	57 66	256	H	UC Irvine	65 53				
281	A	CSUN	71 58	308	H	Cal Poly	71 58				
311	H	UC Riverside	78 69	256	A	UC Irvine	68 73				
214	A	Hawaii	65 48	231	A	Cal St. Fullerton	72 61				
231	H	Cal St. Fullerton	61 71	245	H	UC Santa Barbara	66 63				

Non-Div I Games: William Jessup 96 32

UC Davis

Loss, Non-Conf, S Site, H Home A Away N Neutral

Average RPI Win:	248	WON-LOST	WINNING	LAST 10	STRENGTH OF	OPP. STRENGTH	TEAM	ADJ.	CONF.	ADJ CONF.
Average RPI Loss:	192	RECORD	PCT. RANK	GAMES	SCHEDULE	OF SCHEDULE	RPI	RPI	RPI	RPI
DIV. I ONLY	12- 17	223	8-2	259	250	256	256	28	28	
DIV. I NON-CONF.	3- 10	282	0	203	127	293	293	26	26	
TOTALS	RPI 1-25	RPI 26-50	W-L RECORDS	RPI 51-100	RPI 101-150	RPI 150+				
12- 17	0- 1	0- 0	OVERALL	0- 0	1- 4	11- 12				
7- 4	0- 0	0- 0	HOME	0- 0	1- 0	6- 4				
4- 9	0- 1	0- 0	AWAY	0- 0	0- 1	4- 7				
1- 4	0- 0	0- 0	NEUTRAL	0- 0	0- 3	1- 1				
3- 10	0- 1	0- 0	NON-CONFERENCE	0- 0	1- 4	2- 5				
2- 1	0- 0	0- 0	HOME	0- 0	1- 0	1- 1				
0- 5	0- 1	0- 0	AWAY	0- 0	0- 1	0- 3				
1- 4	0- 0	0- 0	NEUTRAL	0- 0	0- 3	1- 1				
9- 7	0- 0	0- 0	CONFERENCE	0- 0	0- 0	9- 7				
5- 3	0- 0	0- 0	HOME	0- 0	0- 0	5- 3				
4- 4	0- 0	0- 0	AWAY	0- 0	0- 0	4- 4				
0- 0	0- 0	0- 0	NEUTRAL	0- 0	0- 0	0- 0				

RPI 1-25			RPI 26-50			RPI 51-100			RPI 101+ Team's RPI: 256		
RPI	S	Opponent	Score	RPI	S	Opponent	Score	RPI	S	Opponent	Score
19	A	Oregon St.	57 86					105	A	Washington St.	59 87
								127	N	Vanderbilt	63 76
								139	N	North Ala.	60 88
								141	N	Davidson	72 78
								145	H	San Jose St.	79 77
								155	A	UC Davis	53 65
								155	H	UC Davis	73 68
								178	A	Southern Utah	68 82
								195	H	Portland St.	61 70
								195	N	Portland St.	83 75
								212	N	San Francisco	61 68
								214	A	Hawaii	70 94
								214	H	Hawaii	72 71
								227	A	Denver	75 83
								229	A	SMU	56 59
								231	A	Cal St. Fullerton	68 52
								231	H	Cal St. Fullerton	82 75
								245	A	UC Santa Barbara	57 67
								245	H	UC Santa Barbara	61 65
								275	A	Long Beach St.	70 61
								275	H	Long Beach St.	46 56
								281	A	CSUN	62 70
								281	H	CSUN	51 56
								294	H	LMU (CA)	80 65
								308	A	Cal Poly	68 57
								308	H	Cal Poly	54 51
LAST 10 Division I											
231	A	Cal St. Fullerton	68 52	155	A	UC Davis	53 65	281	A	CSUN	62 70
311	H	UC Riverside	86 76	231	H	Cal St. Fullerton	82 75	281	H	CSUN	51 56
214	H	Hawaii	72 71	155	H	UC Davis	73 68	294	H	LMU (CA)	80 65
308	H	Cal Poly	54 51	245	A	UC Santa Barbara	57 67	308	A	Cal Poly	68 57
275	A	Long Beach St.	70 61	311	A	UC Riverside	77 53	308	H	Cal Poly	54 51

Non-Div I Games: Westcliff 93 41

UC Irvine

■ Loss,
 ■ Non-Conf, S Site,
 ■ Home
 ■ Away
 N Neutral

RPI	S	Opponent	Score	
311	A	UC Riverside	77	53
311	H	UC Riverside	86	76

UC Irvine

U
C
I
r
v
i
n
e

U
C
I
r
v
i
n
e

UC Riverside

Through Games Of March 7, 2020

Average RPI Win:	261	WON-LOST	WINNING	LAST 10	STRENGTH OF	OPP. STRENGTH	TEAM	ADJ.	CONF.	ADJ CONF.
Average RPI Loss:	206	RECORD	PCT. RANK	GAMES	SCHEDULE	OF SCHEDULE	RPI	RPI	RPI	RPI
DIV. I ONLY	8- 22	303	2-8	247	279	311	311	28	28	
DIV. I NON-CONF.	4- 10	259	0	175	229	258	258	26	26	
TOTALS	RPI 1-25	RPI 26-50	W-L RECORDS	RPI 51-100	RPI 101-150	RPI 150+				
8- 22	0- 1	0- 1	OVERALL	0- 2	0- 1	8- 17				
6- 7	0- 0	0- 0	HOME	0- 1	0- 0	6- 6				
2- 15	0- 1	0- 1	AWAY	0- 1	0- 1	2- 11				
0- 0	0- 0	0- 0	NEUTRAL	0- 0	0- 0	0- 0				
4- 10	0- 1	0- 1	NON-CONFERENCE	0- 2	0- 1	4- 5				
3- 2	0- 0	0- 0	HOME	0- 1	0- 0	3- 1				
1- 8	0- 1	0- 1	AWAY	0- 1	0- 1	1- 4				
0- 0	0- 0	0- 0	NEUTRAL	0- 0	0- 0	0- 0				
4- 12	0- 0	0- 0	CONFERENCE	0- 0	0- 0	4- 12				
3- 5	0- 0	0- 0	HOME	0- 0	0- 0	3- 5				
1- 7	0- 0	0- 0	AWAY	0- 0	0- 0	1- 7				
0- 0	0- 0	0- 0	NEUTRAL	0- 0	0- 0	0- 0				

RPI 1-25				RPI 26-50				RPI 51-100				RPI 101+ Team's RPI: 311			
RPI	S	Opponent	Score	RPI	S	Opponent	Score	RPI	S	Opponent	Score	RPI	S	Opponent	Score
2	A	Oregon	41 84	28	A	Arizona	27 70	79	H	Southern California	59 76	123	A	California	61 84
								88	A	VCU	51 67	155	A	UC Davis	69 78
												155	H	UC Davis	75 70
												178	A	Southern Utah	68 79
												214	A	Hawaii	57 80
												214	H	Hawaii	59 65
												220	A	UTEP	50 63
												230	A	New Mexico	70 80
												231	A	Cal St. Fullerton	61 71
												231	H	Cal St. Fullerton	45 68
												241	H	CSU Bakersfield	53 52
												245	A	UC Santa Barbara	47 65
												245	H	UC Santa Barbara	66 61
												256	A	UC Irvine	76 86
												256	H	UC Irvine	53 77
												275	A	Long Beach St.	67 73
												275	H	Long Beach St.	58 57
												281	A	CSUN	67 62
												281	H	CSUN	49 74
												284	H	California Baptist	80 64
												291	H	Utah Valley	67 53
												292	A	Colorado St.	40 52
												308	A	Cal Poly	70 75
												308	H	Cal Poly	52 62
												313	A	New Mexico St.	60 58
												327	H	Weber St.	54 64
LAST 10 Division I															
				281	H	CSUN	49 74					308	H	Cal Poly	52 62
				256	A	UC Irvine	76 86					275	H	Long Beach St.	58 57
				155	A	UC Davis	69 78					231	A	Cal St. Fullerton	61 71
				231	H	Cal St. Fullerton	45 68					281	A	CSUN	67 62
				245	A	UC Santa Barbara	47 65					256	H	UC Irvine	53 77

Non-Div I Games:

UC Riverside

■ Loss,
■ Non-Conf,
■ S Site,
■ Home
■ A Away
N Neutral

Average RPI Win:	260	WON-LOST	WINNING	LAST 10	STRENGTH OF	OPP. STRENGTH	TEAM	ADJ.	CONF.	ADJ CONF.
Average RPI Loss:	201	RECORD	PCT. RANK	GAMES	SCHEDULE	OF SCHEDULE	RPI	RPI	RPI	RPI
DIV. I ONLY	13- 15	193	6-4	267	308	245	245	28	28	
DIV. I NON-CONF.	4- 8	235	0	186	301	266	266	26	26	
TOTALS	RPI 1-25	RPI 26-50	W-L RECORDS	RPI 51-100	RPI 101-150	RPI 150+				
13- 15	0- 0	0- 1	OVERALL	1- 1	0- 2	12- 11				
8- 5	0- 0	0- 0	HOME	1- 0	0- 2	7- 3				
4- 9	0- 0	0- 1	AWAY	0- 0	0- 0	4- 8				
1- 1	0- 0	0- 0	NEUTRAL	0- 1	0- 0	1- 0				
4- 8	0- 0	0- 1	NON-CONFERENCE	1- 1	0- 2	3- 4				
3- 2	0- 0	0- 0	HOME	1- 0	0- 2	2- 0				
0- 5	0- 0	0- 1	AWAY	0- 0	0- 0	0- 4				
1- 1	0- 0	0- 0	NEUTRAL	0- 1	0- 0	1- 0				
9- 7	0- 0	0- 0	CONFERENCE	0- 0	0- 0	9- 7				
5- 3	0- 0	0- 0	HOME	0- 0	0- 0	5- 3				
4- 4	0- 0	0- 0	AWAY	0- 0	0- 0	4- 4				
0- 0	0- 0	0- 0	NEUTRAL	0- 0	0- 0	0- 0				

RPI 1-25				RPI 26-50				RPI 51-100				RPI 101+				Team's RPI: 245
RPI	S	Opponent	Score	RPI	S	Opponent	Score	RPI	S	Opponent	Score	RPI	S	Opponent	Score	
				28	A	Arizona	42 61	79	H	Southern California	57 46	136	H	Pacific	53 63	
								83	N	SFA	56 67	145	H	San Jose St.	70 73	
												155	A	UC Davis	63 66	
												155	H	UC Davis	46 56	
												199	A	Saint Mary's (CA)	43 64	
												214	A	Hawaii	57 56	
												214	H	Hawaii	51 63	
												231	A	Cal St. Fullerton	75 66	
												231	H	Cal St. Fullerton	68 70	
												241	A	CSU Bakersfield	62 66	
												244	H	San Diego St.	64 52	
												248	A	Grand Canyon	57 58	
												256	A	UC Irvine	65 61	
												256	H	UC Irvine	67 57	
												275	A	Long Beach St.	53 59	
												275	H	Long Beach St.	55 47	
												281	A	CSUN	65 55	
												281	H	CSUN	65 60	
												284	A	California Baptist	81 85	
												291	H	Utah Valley	59 51	
LAST 10 Division I																
				214	A	Hawaii	57 56	281	A	CSUN	65 55	308	A	Cal Poly	52 56	
				275	H	Long Beach St.	55 47	275	A	Long Beach St.	53 59	308	H	Cal Poly	52 50	
				308	A	Cal Poly	52 56	214	H	Hawaii	51 63	311	A	UC Riverside	61 66	
				311	H	UC Riverside	65 47	256	H	UC Irvine	67 57	311	H	UC Riverside	65 47	
				281	H	CSUN	65 60	155	A	UC Davis	63 66	349	N	Chicago St.	96 65	

Non-Div I Games: Ottawa (AZ) 72 57

UC Santa Barbara

■ Loss,
 ■ Non-Conf,
 ■ S Site,
 ■ Home
 ■ A Away
 N Neutral

Average RPI Win:	166	WON-LOST	WINNING	LAST 10	STRENGTH OF	OPP. STRENGTH	TEAM	ADJ.	CONF.	ADJ CONF.
Average RPI Loss:	56	RECORD	PCT. RANK	GAMES	SCHEDULE	OF SCHEDULE	RPI	RPI	RPI	RPI
DIV. I ONLY	20- 9	66	9-1	28	82	35	35	9	9	
DIV. I NON-CONF.	8- 4	90	0	26	95	43	43	9	9	
TOTALS	RPI 1-25	RPI 26-50	W-L RECORDS	RPI 51-100	RPI 101-150	RPI 150+				
20- 9	1- 3	0- 2	OVERALL	4- 2	1- 1	14- 1				
14- 1	1- 1	0- 0	HOME	2- 0	1- 0	10- 0				
5- 6	0- 1	0- 1	AWAY	2- 2	0- 1	3- 1				
1- 2	0- 1	0- 1	NEUTRAL	0- 0	0- 0	1- 0				
8- 4	1- 1	0- 2	NON-CONFERENCE	1- 1	0- 0	6- 0				
7- 0	1- 0	0- 0	HOME	0- 0	0- 0	6- 0				
1- 2	0- 0	0- 1	AWAY	1- 1	0- 0	0- 0				
0- 2	0- 1	0- 1	NEUTRAL	0- 0	0- 0	0- 0				
12- 5	0- 2	0- 0	CONFERENCE	3- 1	1- 1	8- 1				
7- 1	0- 1	0- 0	HOME	2- 0	1- 0	4- 0				
4- 4	0- 1	0- 0	AWAY	1- 1	0- 1	3- 1				
1- 0	0- 0	0- 0	NEUTRAL	0- 0	0- 0	1- 0				

RPI	S	Opponent	Score	RPI	S	Opponent	Score	RPI	S	Opponent	Score	RPI	S	Opponent	Score
5	A	UConn	53 66	29	N	James Madison	43 46	56	A	Belmont	37 72	116	A	Temple	65 67
5	H	UConn	52 59	37	A	FGCU	50 72	62	A	South Fla.	64 57	116	H	Temple	67 64
13	N	UCLA	56 61					62	H	South Fla.	56 48	165	H	Wright St.	69 53
18	H	Central Mich.	64 58					72	A	Cincinnati	64 81	167	H	Wichita St.	95 50
								72	H	Cincinnati	49 42	167	N	Wichita St.	65 32
								83	A	SFA	63 57	170	A	Tulane	59 60
												183	H	Quinnipiac	80 58
												186	H	Delaware	75 49
												196	A	Memphis	67 59
												196	H	Memphis	82 66
												199	H	Saint Mary's (CA)	67 58
												215	A	Houston	67 49
												224	H	Stetson	66 40
												229	H	SMU	67 57
												242	H	East Carolina	91 55
												259	A	Tulsa	62 49
												285	H	Pittsburgh	74 58
LAST 10 Division I															
167	N	Wichita St.	65 32	62	H	South Fla.	56 48								
167	H	Wichita St.	95 50	72	H	Cincinnati	49 42								
196	A	Memphis	67 59	215	A	Houston	67 49								
116	H	Temple	67 64	259	A	Tulsa	62 49								
5	A	UConn	53 66	229	H	SMU	67 57								

Non-Div I Games:

UCF

■ Loss,
■ Non-Conf,
■ S Site,
■ Home
■ A Away
N Neutral

Average RPI Win:	113	WON-LOST	WINNING	LAST 10	STRENGTH OF	OPP. STRENGTH	TEAM	ADJ.	CONF.	ADJ CONF.
Average RPI Loss:	51	RECORD	PCT. RANK	GAMES	SCHEDULE	OF SCHEDULE	RPI	RPI	RPI	RPI
DIV. I ONLY	26- 5	22	7-3	47	7	13	13	1	1	
DIV. I NON-CONF.	11- 0	1	0	187	43	17	17	1	1	
TOTALS	RPI 1-25	RPI 26-50	W-L RECORDS	RPI 51-100	RPI 101-150	RPI 150+				
26- 5	3- 2	4- 1	OVERALL	7- 1	7- 1	5- 0				
14- 1	1- 1	2- 0	HOME	3- 0	4- 0	4- 0				
10- 3	2- 0	1- 1	AWAY	3- 1	3- 1	1- 0				
2- 1	0- 1	1- 0	NEUTRAL	1- 0	0- 0	0- 0				
11- 0	1- 0	1- 0	NON-CONFERENCE	3- 0	1- 0	5- 0				
6- 0	0- 0	0- 0	HOME	1- 0	1- 0	4- 0				
4- 0	1- 0	0- 0	AWAY	2- 0	0- 0	1- 0				
1- 0	0- 0	1- 0	NEUTRAL	0- 0	0- 0	0- 0				
15- 5	2- 2	3- 1	CONFERENCE	4- 1	6- 1	0- 0				
8- 1	1- 1	2- 0	HOME	2- 0	3- 0	0- 0				
6- 3	1- 0	1- 1	AWAY	1- 1	3- 1	0- 0				
1- 1	0- 1	0- 0	NEUTRAL	1- 0	0- 0	0- 0				

RPI	S	Opponent	Score	RPI	S	Opponent	Score	RPI	S	Opponent	Score	RPI	S	Opponent	Score
2	H	Oregon	66 80	28	A	Arizona	66 92	52	H	Yale	100 65	105	A	Washington St.	70 62
6	A	Stanford	79 69	28	H	Arizona	70 58	63	A	Georgia	59 50	105	H	Washington St.	66 50
6	N	Stanford	51 67	35	N	UCF	61 56	74	A	Virginia	73 62	106	A	Utah	84 54
14	A	Indiana	68 58	40	A	Arizona St.	70 61	79	A	Southern California	68 70	106	H	Utah	77 54
19	H	Oregon St.	83 74	40	H	Arizona St.	68 66	79	H	Southern California	83 59	123	A	California	74 70
								79	N	Southern California	73 66	136	H	Pacific	68 57
								94	A	Colorado	65 62	142	A	Washington	68 74
								94	H	Colorado	62 52	142	H	Washington	85 80
												225	H	Northern Colo.	92 58
												275	H	Long Beach St.	86 51
												281	A	CSUN	58 44
												294	H	LMU (CA)	74 52
												327	H	Weber St.	85 45
LAST 10 Division I															
		6 N Stanford	51 67			105 A Washington St.	70 62								
		79 N Southern California	73 66			19 H Oregon St.	83 74								
		106 H Utah	77 54			2 H Oregon	66 80								
		94 H Colorado	62 52			123 A California	74 70								
		142 A Washington	68 74			6 A Stanford	79 69								

Non-Div I Games:

UCLA

■ Loss,
 ■ Non-Conf,
 ■ S Site,
 ■ H Home
 ■ A Away
 N Neutral

Average RPI Win:	119	WON-LOST	WINNING	LAST 10	STRENGTH OF	OPP. STRENGTH	TEAM	ADJ.	CONF.	ADJ CONF.
Average RPI Loss:	2	RECORD	PCT. RANK	GAMES	SCHEDULE	OF SCHEDULE	RPI	RPI	RPI	RPI
DIV. I ONLY	27- 3	7	8-2	19	23	5	5	9	9	
DIV. I NON-CONF.	10- 3	57	0-2	6	1	4	4	9	9	
TOTALS	RPI 1-25	RPI 26-50	W-L RECORDS	RPI 51-100	RPI 101-150	RPI 150+				
27- 3	2- 3	3- 0	OVERALL	8- 0	5- 0	9- 0				
12- 2	0- 2	1- 0	HOME	4- 0	2- 0	5- 0				
13- 1	2- 1	2- 0	AWAY	3- 0	2- 0	4- 0				
2- 0	0- 0	0- 0	NEUTRAL	1- 0	1- 0	0- 0				
10- 3	2- 3	1- 0	NON-CONFERENCE	4- 0	3- 0	0- 0				
4- 2	0- 2	0- 0	HOME	2- 0	2- 0	0- 0				
5- 1	2- 1	1- 0	AWAY	1- 0	1- 0	0- 0				
1- 0	0- 0	0- 0	NEUTRAL	1- 0	0- 0	0- 0				
17- 0	0- 0	2- 0	CONFERENCE	4- 0	2- 0	9- 0				
8- 0	0- 0	1- 0	HOME	2- 0	0- 0	5- 0				
8- 0	0- 0	1- 0	AWAY	2- 0	1- 0	4- 0				
1- 0	0- 0	0- 0	NEUTRAL	0- 0	1- 0	0- 0				

RPI	S	Opponent	Score	RPI	S	Opponent	Score	RPI	S	Opponent	Score	RPI	S	Opponent	Score
1	A	South Carolina	52 70	35	A	UCF	59 52	62	A	South Fla.	67 47	116	A	Temple	83 54
2	H	Oregon	56 74	35	H	UCF	66 53	62	H	South Fla.	80 39	116	N	Temple	94 61
4	H	Baylor	58 74	43	A	Dayton	75 37	64	A	Seton Hall	92 78	121	H	Notre Dame	81 57
16	A	Ohio St.	73 62					65	H	Tennessee	60 45	123	H	California	72 61
22	A	DePaul	84 74					72	A	Cincinnati	105 58	127	A	Vanderbilt	64 51
								72	H	Cincinnati	80 50	167	H	Wichita St.	83 55
								74	H	Virginia	83 44	170	H	Tulane	74 31
								91	N	Oklahoma	97 53	196	A	Memphis	68 56
												196	H	Memphis	94 55
												215	A	Houston	92 40
												215	H	Houston	91 51
												229	A	SMU	80 42
												242	A	East Carolina	98 42
												259	H	Tulsa	92 34
LAST 10 Division I															
116	N	Temple	94 61	170	H	Tulane	74 31	62	A	South Fla.	67 47	1	A	South Carolina	52 70
62	H	South Fla.	80 39	2	H	Oregon	56 74	196	H	Memphis	94 55				
215	A	Houston	92 40												
72	A	Cincinnati	105 58												
35	H	UCF	66 53												

Non-Div I Games:

UConn

■ Loss,
 ■ Non-Conf, S Site,
 ■ Home
 ■ Away
 N Neutral

Average RPI Win:	299	WON-LOST	WINNING	LAST 10	STRENGTH OF	OPP. STRENGTH	TEAM	ADJ.	CONF.	ADJ CONF.
Average RPI Loss:	185	RECORD	PCT. RANK	GAMES	SCHEDULE	OF SCHEDULE	RPI	RPI	RPI	RPI
DIV. I ONLY	3- 27	343	1-9	278	252	341	341	22	22	
DIV. I NON-CONF.	1- 10	329	0	306	207	337	337	22	22	
TOTALS	RPI 1-25	RPI 26-50	W-L RECORDS	RPI 51-100	RPI 101-150	RPI 150+				
3- 27	0- 0	0- 1	OVERALL	0- 3	0- 5	3- 18				
2- 12	0- 0	0- 1	HOME	0- 1	0- 2	2- 8				
1- 15	0- 0	0- 0	AWAY	0- 2	0- 3	1- 10				
0- 0	0- 0	0- 0	NEUTRAL	0- 0	0- 0	0- 0				
1- 10	0- 0	0- 1	NON-CONFERENCE	0- 1	0- 3	1- 5				
0- 5	0- 0	0- 1	HOME	0- 0	0- 1	0- 3				
1- 5	0- 0	0- 0	AWAY	0- 1	0- 2	1- 2				
0- 0	0- 0	0- 0	NEUTRAL	0- 0	0- 0	0- 0				
2- 17	0- 0	0- 0	CONFERENCE	0- 2	0- 2	2- 13				
2- 7	0- 0	0- 0	HOME	0- 1	0- 1	2- 5				
0- 10	0- 0	0- 0	AWAY	0- 1	0- 1	0- 8				
0- 0	0- 0	0- 0	NEUTRAL	0- 0	0- 0	0- 0				

RPI S	Opponent	Score	RPI S	Opponent	Score	RPI S	Opponent	Score	RPI S	Opponent	Score	Team's RPI: 341
27	H Florida St.	42 86	76	A Kansas St.	40 84	119	A Green Bay	36 73				
			77	A IUPUI	51 87	119	H Green Bay	49 75				
			77	H IUPUI	49 88	125	A Kansas	50 91				
						135	A Valparaiso	37 63				
						143	H Western Mich.	52 80				
						165	A Wright St.	55 79				
						165	A Wright St.	47 83				
						165	H Wright St.	43 58				
						179	A Northern Ky.	35 78				
						179	H Northern Ky.	46 88				
						182	H Eastern Mich.	59 68				
						189	A Cleveland St.	44 84				
						189	H Cleveland St.	43 83				
						198	H Eastern Ill.	45 80				
						216	A Milwaukee	55 71				
						216	H Milwaukee	60 66				
						226	A Miami (OH)	35 85				
						261	A Youngstown St.	65 77				
						261	H Youngstown St.	59 53				
						276	H Indiana St.	40 61				
						286	A Oakland	46 63				
						286	H Oakland	70 64				
						332	A Detroit Mercy	52 58				
						332	H Detroit Mercy	62 70				
						340	A Purdue Fort Wayne	50 61				
						349	A Chicago St.	73 61				
LAST 10 Division I												
165	A Wright St.	47 83	179	A Northern Ky.	35 78							
77	A IUPUI	51 87	332	A Detroit Mercy	52 58							
216	H Milwaukee	60 66	286	A Oakland	46 63							
119	H Green Bay	49 75	189	H Cleveland St.	43 83							
165	A Wright St.	55 79	261	H Youngstown St.	59 53							

Non-Div I Games:

UIC

■ Loss,
 ■ Non-Conf,
 ■ S Site,
 ■ H Home
 ■ A Away
 N Neutral

Average RPI Win: 259	WON-LOST	WINNING	LAST 10	STRENGTH OF	OPP. STRENGTH	TEAM	ADJ.	CONF.	ADJ CONF.
Average RPI Loss: 193	RECORD	PCT. RANK	GAMES	SCHEDULE	OF SCHEDULE	RPI	RPI	RPI	RPI
DIV. I ONLY	6- 21	314	4-6	237	303	317	317	29	29
DIV. I NON-CONF.	1- 10	329	0	96	137	299	299	29	29
TOTALS	RPI 1-25	RPI 26-50	W-L RECORDS	RPI 51-100	RPI 101-150	RPI 150+			
6- 21	0- 0	0- 2	OVERALL	0- 2	0- 4	6- 13			
4- 8	0- 0	0- 0	HOME	0- 0	0- 2	4- 6			
2- 13	0- 0	0- 2	AWAY	0- 2	0- 2	2- 7			
0- 0	0- 0	0- 0	NEUTRAL	0- 0	0- 0	0- 0			
1- 10	0- 0	0- 2	NON-CONFERENCE	0- 2	0- 3	1- 3			
1- 3	0- 0	0- 0	HOME	0- 0	0- 1	1- 2			
0- 7	0- 0	0- 2	AWAY	0- 2	0- 2	0- 1			
0- 0	0- 0	0- 0	NEUTRAL	0- 0	0- 0	0- 0			
5- 11	0- 0	0- 0	CONFERENCE	0- 0	0- 1	5- 10			
3- 5	0- 0	0- 0	HOME	0- 0	0- 1	3- 4			
2- 6	0- 0	0- 0	AWAY	0- 0	0- 0	2- 6			
0- 0	0- 0	0- 0	NEUTRAL	0- 0	0- 0	0- 0			

RPI 1-25				RPI 26-50				RPI 51-100				RPI 101+				Team's RPI: 317	
RPI	S	Opponent	Score	RPI	S	Opponent	Score	RPI	S	Opponent	Score	RPI	S	Opponent	Score		
				33	A	Old Dominion	39 48	61	A	Charlotte	44 64	104	A	William & Mary	50 78		
				38	A	Virginia Tech	43 86	100	A	Syracuse	50 65	109	H	Bethune-Cookman	53 62		
												124	H	Richmond	52 64		
												137	A	UNC Greensboro	48 86		
												151	H	Mt. St. Mary's	78 76		
												156	A	Norfolk St.	45 68		
												160	A	N.C. A&T	57 72		
												160	H	N.C. A&T	31 67		
												232	A	Morgan St.	71 61		
												232	H	Morgan St.	44 55		
												242	A	East Carolina	42 57		
												258	H	Georgetown	39 57		
												262	A	Howard	71 70		
												262	H	Howard	58 79		
												272	H	Longwood	62 71		
												277	A	Delaware St.	58 72		
												277	H	Delaware St.	68 53		
												295	A	N.C. Central	70 78		
												295	H	N.C. Central	65 63		
												335	A	Coppin St.	63 66		
												335	H	Coppin St.	61 46		
												339	H	Florida A&M	71 81		
												350	A	South Carolina St.	55 60		
LAST 10 Division I																	
				335	H	Coppin St.	61 46	339	H	Florida A&M	71 81						
				262	A	Howard	71 70	109	H	Bethune-Cookman	53 62						
				277	H	Delaware St.	68 53	335	A	Coppin St.	63 66						
				160	A	N.C. A&T	57 72	232	A	Morgan St.	71 61						
				295	A	N.C. Central	70 78	277	A	Delaware St.	58 72						

Non-Div I Games: Greensboro 65 48 Wesley 75 29

UMES

■ Loss,
 ■ Non-Conf,
 ■ S Site,
 ■ Home
 ■ A Away
 N Neutral

IIK
CK
C

Non-Div I Games:	Rockhurst	78	60	Science & Arts Okla	74	43
------------------	-----------	----	----	---------------------	----	----

Average RPI Win:	293	WON-LOST	WINNING	LAST 10	STRENGTH OF	OPP. STRENGTH	TEAM	ADJ.	CONF.	ADJ CONF.
Average RPI Loss:	144	RECORD	PCT. RANK	GAMES	SCHEDULE	OF SCHEDULE	RPI	RPI	RPI	RPI
DIV. I ONLY	16- 14	154	5-5	276	304	209	209	26	26	
DIV. I NON-CONF.	4- 9	250	0	229	297	276	276	27	27	
TOTALS	RPI 1-25	RPI 26-50	W-L RECORDS	RPI 51-100	RPI 101-150	RPI 150+				
16- 14	0- 0	0- 0	OVERALL	0- 4	0- 3	16- 7				
9- 6	0- 0	0- 0	HOME	0- 2	0- 1	9- 3				
7- 8	0- 0	0- 0	AWAY	0- 2	0- 2	7- 4				
0- 0	0- 0	0- 0	NEUTRAL	0- 0	0- 0	0- 0				
4- 9	0- 0	0- 0	NON-CONFERENCE	0- 2	0- 3	4- 4				
2- 4	0- 0	0- 0	HOME	0- 1	0- 1	2- 2				
2- 5	0- 0	0- 0	AWAY	0- 1	0- 2	2- 2				
0- 0	0- 0	0- 0	NEUTRAL	0- 0	0- 0	0- 0				
12- 5	0- 0	0- 0	CONFERENCE	0- 2	0- 0	12- 3				
7- 2	0- 0	0- 0	HOME	0- 1	0- 0	7- 1				
5- 3	0- 0	0- 0	AWAY	0- 1	0- 0	5- 2				
0- 0	0- 0	0- 0	NEUTRAL	0- 0	0- 0	0- 0				

RPI 1-25			RPI 26-50			RPI 51-100			RPI 101+ Team's RPI: 209		
RPI	S	Opponent	Score	RPI	S	Opponent	Score	RPI	S	Opponent	Score
								52	H	Yale	59 67
								60	A	Boston College	46 89
								81	A	Stony Brook	41 60
								81	H	Stony Brook	69 89
								111	A	Colgate	51 73
								125	A	Kansas	44 79
								148	H	Massachusetts	58 74
								163	A	Binghamton	66 56
								163	H	Binghamton	58 62
								166	H	Dartmouth	51 62
								168	A	Maine	53 77
								168	H	Maine	66 57
								184	A	Merrimack	50 73
								187	A	Providence	38 63
								191	H	Cornell	56 70
								264	A	New Hampshire	66 53
								264	H	New Hampshire	58 53
								297	A	UMBC	52 65
								297	H	UMBC	66 58
								297	H	UMBC	75 64
								302	H	Fairleigh Dickinson	61 56
								307	A	Vermont	62 58
								307	H	Vermont	61 47
								314	A	Albany (NY)	78 75
								314	H	Albany (NY)	53 51
								322	A	Bryant	55 35
								333	H	LIU Brooklyn	65 56
								345	A	Hartford	68 63
								345	H	Hartford	64 56
								346	A	Central Conn. St.	56 54
LAST 10 Division I											
								297	H	UMBC	66 58
								307	A	Vermont	62 58
								314	A	Albany (NY)	78 75
								163	H	Binghamton	58 62
								345	H	Hartford	64 56
								168	A	Maine	53 77
								297	A	UMBC	52 65
								81	H	Stony Brook	69 89
								264	A	New Hampshire	66 53
								81	A	Stony Brook	41 60

Non-Div I Games:

UMass Lowell

■ Loss,
 ■ Non-Conf,
 ■ S Site,
 ■ H Home
 ■ A Away
 N Neutral

Average RPI Win:	270	WON-LOST	WINNING	LAST 10	STRENGTH OF	OPP. STRENGTH	TEAM	ADJ.	CONF.	ADJ CONF.
Average RPI Loss:	202	RECORD	PCT. RANK	GAMES	SCHEDULE	OF SCHEDULE	RPI	RPI	RPI	RPI
DIV. I ONLY	13- 14	185	3-7	314	329	257	257	25	25	
DIV. I NON-CONF.	4- 3	138	0	336	341	239	239	28	28	
TOTALS	RPI 1-25	RPI 26-50	W-L RECORDS	RPI 51-100	RPI 101-150	RPI 150+				
13- 14	0- 0	0- 0	OVERALL	0- 0	1- 5	12- 9				
6- 6	0- 0	0- 0	HOME	0- 0	1- 2	5- 4				
6- 8	0- 0	0- 0	AWAY	0- 0	0- 3	6- 5				
1- 0	0- 0	0- 0	NEUTRAL	0- 0	0- 0	1- 0				
4- 3	0- 0	0- 0	NON-CONFERENCE	0- 0	0- 2	4- 1				
1- 1	0- 0	0- 0	HOME	0- 0	0- 1	1- 0				
2- 2	0- 0	0- 0	AWAY	0- 0	0- 1	2- 1				
1- 0	0- 0	0- 0	NEUTRAL	0- 0	0- 0	1- 0				
9- 11	0- 0	0- 0	CONFERENCE	0- 0	1- 3	8- 8				
5- 5	0- 0	0- 0	HOME	0- 0	1- 1	4- 4				
4- 6	0- 0	0- 0	AWAY	0- 0	0- 2	4- 4				
0- 0	0- 0	0- 0	NEUTRAL	0- 0	0- 0	0- 0				

[illegible]

UNC Asheville

Loss, Non-Conf, S Site, H Home A Away N Neutral

RPI	S	Opponent	Score
350	H	South Carolina St.	82 51

UNC Asheville

UNC Greensboro

Through Games Of March 7, 2020

Average RPI Win:	257	WON-LOST	WINNING	LAST 10	STRENGTH OF	OPP. STRENGTH	TEAM	ADJ.	CONF.	ADJ CONF.
Average RPI Loss:	164	RECORD	PCT. RANK	GAMES	SCHEDULE	OF SCHEDULE	RPI	RPI	RPI	RPI
DIV. I ONLY	20- 8	54	7-3	312	280	137	137	27	27	
DIV. I NON-CONF.	8- 4	90	0	139	309	87	87	21	21	
TOTALS	RPI 1-25	RPI 26-50	W-L RECORDS	RPI 51-100	RPI 101-150	RPI 150+				
20- 8	0- 0	0- 0	OVERALL	1- 1	1- 2	18- 5				
10- 2	0- 0	0- 0	HOME	0- 0	0- 1	10- 1				
8- 6	0- 0	0- 0	AWAY	1- 1	1- 1	6- 4				
2- 0	0- 0	0- 0	NEUTRAL	0- 0	0- 0	2- 0				
8- 4	0- 0	0- 0	NON-CONFERENCE	1- 1	1- 2	6- 1				
4- 1	0- 0	0- 0	HOME	0- 0	0- 1	4- 0				
4- 3	0- 0	0- 0	AWAY	1- 1	1- 1	2- 1				
0- 0	0- 0	0- 0	NEUTRAL	0- 0	0- 0	0- 0				
12- 4	0- 0	0- 0	CONFERENCE	0- 0	0- 0	12- 4				
6- 1	0- 0	0- 0	HOME	0- 0	0- 0	6- 1				
4- 3	0- 0	0- 0	AWAY	0- 0	0- 0	4- 3				
2- 0	0- 0	0- 0	NEUTRAL	0- 0	0- 0	2- 0				

RPI 1-25			RPI 26-50			RPI 51-100			RPI 101+ Team's RPI: 137		
RPI	S	Opponent	Score	RPI	S	Opponent	Score	RPI	S	Opponent	Score
						96 A Coastal Caro.	54 63	113 A Wake Forest		67 65	
						99 A Liberty	58 53	124 H Richmond		62 70	
								132 A Campbell		64 72	
								160 A N.C. A&T		48 57	
								161 A Samford		57 69	
								161 H Samford		42 56	
								177 H High Point		82 70	
								197 A Furman		59 53	
								197 H Furman		61 53	
								207 A Chattanooga		59 74	
								207 H Chattanooga		49 41	
								213 H Appalachian St.		54 47	
								257 A UNC Asheville		67 40	
								260 A Col. of Charleston		69 56	
								270 A Wofford		61 66	
								270 H Wofford		49 45	
								287 A ETSU		65 45	
								287 H ETSU		63 47	
								287 N ETSU		57 47	
								316 H Georgia St.		64 49	
								317 H UMES		86 48	
								324 A Mercer		60 50	
								324 H Mercer		67 51	
								324 N Mercer		75 73	
								342 A Western Caro.		72 61	
								342 H Western Caro.		54 43	
LAST 10 Division I											
						324 N Mercer	75 73	270 H Wofford		49 45	
						287 N ETSU	57 47	342 A Western Caro.		72 61	
						324 A Mercer	60 50	287 A ETSU		65 45	
						161 A Samford	57 69	207 A Chattanooga		59 74	
						197 H Furman	61 53	161 H Samford		42 56	

Non-Div I Games: Erskine 106 44 Concord 80 45 Lenoir-Rhyne 84 59

UNC Greensboro

Loss, Non-Conf, S Site, H Home A Away N Neutral

Average RPI Win:	251	WON-LOST	WINNING	LAST 10	STRENGTH OF	OPP. STRENGTH	TEAM	ADJ.	CONF.	ADJ CONF.
Average RPI Loss:	143	RECORD	PCT. RANK	GAMES	SCHEDULE	OF SCHEDULE	RPI	RPI	RPI	RPI
DIV. I ONLY	8- 19	292	3-7	170	181	274	274	14	14	
DIV. I NON-CONF.	2- 7	288	0	212	316	302	302	13	13	
TOTALS	RPI 1-25	RPI 26-50	W-L RECORDS	RPI 51-100	RPI 101-150	RPI 150+				
8- 19	0- 1	0- 4	OVERALL	0- 1	2- 4	6- 9				
5- 8	0- 0	0- 2	HOME	0- 1	1- 1	4- 4				
3- 10	0- 1	0- 2	AWAY	0- 0	1- 2	2- 5				
0- 1	0- 0	0- 0	NEUTRAL	0- 0	0- 1	0- 0				
2- 7	0- 1	0- 0	NON-CONFERENCE	0- 1	0- 2	2- 3				
1- 3	0- 0	0- 0	HOME	0- 1	0- 0	1- 2				
1- 3	0- 1	0- 0	AWAY	0- 0	0- 1	1- 1				
0- 1	0- 0	0- 0	NEUTRAL	0- 0	0- 1	0- 0				
6- 12	0- 0	0- 4	CONFERENCE	0- 0	2- 2	4- 6				
4- 5	0- 0	0- 2	HOME	0- 0	1- 1	3- 2				
2- 7	0- 0	0- 2	AWAY	0- 0	1- 1	1- 4				
0- 0	0- 0	0- 0	NEUTRAL	0- 0	0- 0	0- 0				

RPI	S	Opponent	Score	RPI	S	Opponent	Score	RPI	S	Opponent	Score	RPI	S	Opponent	Score	Team's RPI: 274
21	A	NC State	40 80	29	A	James Madison	52 76	96	H	Coastal Caro.	43 62	104	A	William & Mary	72 55	
				29	H	James Madison	58 66					104	H	William & Mary	55 63	
				39	A	Drexel	50 52					113	A	Wake Forest	55 65	
				39	H	Drexel	72 73					147	A	Northeastern	61 63	
												147	H	Northeastern	61 48	
												150	N	North Carolina	45 85	
												173	A	Elon	53 77	
												173	H	Elon	57 60	
												186	A	Delaware	57 61	
												186	H	Delaware	71 65	
												193	A	Towson	45 78	
												193	H	Towson	41 62	
												222	H	Kennesaw St.	56 58	
												260	A	Col. of Charleston	63 67	
												260	H	Col. of Charleston	74 50	
												272	A	Longwood	58 59	
												282	H	Winthrop	63 75	
												301	A	Presbyterian	70 60	
												328	A	Hofstra	62 59	
												328	H	Hofstra	56 43	
												350	H	South Carolina St.	84 46	
LAST 10 Division I																
186	A	Delaware	57 61	29	A	James Madison	52 76									
39	A	Drexel	50 52	193	A	Towson	45 78									
328	H	Hofstra	56 43	104	H	William & Mary	55 63									
147	H	Northeastern	61 48	173	H	Elon	57 60									
260	H	Col. of Charleston	74 50	147	A	Northeastern	61 63									

Non-Div I Games: Catawba 75 78 Mount Olive 75 67

UNCW

Loss, Non-Conf, S Site, H Home A Away N Neutral

Average RPI Win:	160	WON-LOST	WINNING	LAST 10	STRENGTH OF	OPP. STRENGTH	TEAM	ADJ.	CONF.	ADJ CONF.
Average RPI Loss:	71	RECORD	PCT. RANK	GAMES	SCHEDULE	OF SCHEDULE	RPI	RPI	RPI	RPI
DIV. I ONLY	17- 11	110	6-4	78	71	68	68	8	8	
DIV. I NON-CONF.	7- 3	80	0	114	6	48	48	7	7	
TOTALS	RPI 1-25	RPI 26-50	W-L RECORDS	RPI 51-100	RPI 101-150	RPI 150+				
17- 11	2- 4	2- 1	OVERALL	1- 4	3- 1	9- 1				
10- 2	2- 1	1- 0	HOME	1- 1	2- 0	4- 0				
7- 7	0- 2	1- 1	AWAY	0- 2	1- 1	5- 1				
0- 2	0- 1	0- 0	NEUTRAL	0- 1	0- 0	0- 0				
7- 3	1- 1	1- 0	NON-CONFERENCE	1- 2	0- 0	4- 0				
3- 0	1- 0	0- 0	HOME	1- 0	0- 0	1- 0				
4- 1	0- 0	1- 0	AWAY	0- 1	0- 0	3- 0				
0- 2	0- 1	0- 0	NEUTRAL	0- 1	0- 0	0- 0				
10- 8	1- 3	1- 1	CONFERENCE	0- 2	3- 1	5- 1				
7- 2	1- 1	1- 0	HOME	0- 1	2- 0	3- 0				
3- 6	0- 2	0- 1	AWAY	0- 1	1- 1	2- 1				
0- 0	0- 0	0- 0	NEUTRAL	0- 0	0- 0	0- 0				

RPI S	Opponent	Score	RPI S	Opponent	Score	RPI S	Opponent	Score	RPI S	Opponent	Score
8 A	Missouri St.	66 80	49 A	Iowa St.	71 63	51 A	Creighton	54 57	107 A	Southern Ill.	60 57
8 H	Missouri St.	55 66	50 A	Bradley	47 61	71 N	Alabama	77 87	107 H	Southern Ill.	71 66
15 H	Iowa	88 66	50 H	Bradley	64 57	73 A	Illinois St.	57 65	135 A	Valparaiso	69 72
16 N	Ohio St.	46 64				73 H	Illinois St.	61 69	135 H	Valparaiso	77 70
25 A	Drake	87 104				77 H	IUPUI	51 50	152 A	Loyola Chicago	73 70
25 H	Drake	91 78							152 H	Loyola Chicago	70 50
									167 A	Wichita St.	61 50
									176 A	Missouri	78 73
									267 H	North Dakota St.	95 63
									276 A	Indiana St.	63 65
									276 H	Indiana St.	73 43
									309 A	Omaha	81 45
									330 A	Evansville	67 49
									330 H	Evansville	76 60
LAST 10 Division I											
25 H	Drake	91 78	330 A	Evansville	67 49						
152 A	Loyola Chicago	73 70	276 A	Indiana St.	63 65						
135 A	Valparaiso	69 72	107 H	Southern Ill.	71 66						
50 H	Bradley	64 57	8 H	Missouri St.	55 66						
73 H	Illinois St.	61 69	135 H	Valparaiso	77 70						

Non-Div I Games: Northwest Mo. St. 78 53

UNI

Average RPI Win:	209	WON-LOST	WINNING	LAST 10	STRENGTH OF	OPP. STRENGTH	TEAM	ADJ.	CONF.	ADJ CONF.
Average RPI Loss:	157	RECORD	PCT. RANK	GAMES	SCHEDULE	OF SCHEDULE	RPI	RPI	RPI	RPI
DIV. I ONLY	13- 17	211	3-7	171	173	217	217	17	17	
DIV. I NON-CONF.	4- 7	225	0	179	80	247	247	20	20	
TOTALS	RPI 1-25	RPI 26-50	W-L RECORDS	RPI 51-100	RPI 101-150	RPI 150+				
13- 17	0- 0	0- 1	OVERALL	3- 5	0- 3	10- 8				
9- 7	0- 0	0- 1	HOME	3- 2	0- 1	6- 3				
4- 9	0- 0	0- 0	AWAY	0- 3	0- 1	4- 5				
0- 1	0- 0	0- 0	NEUTRAL	0- 0	0- 1	0- 0				
4- 7	0- 0	0- 1	NON-CONFERENCE	2- 2	0- 0	2- 4				
3- 4	0- 0	0- 1	HOME	2- 1	0- 0	1- 2				
1- 3	0- 0	0- 0	AWAY	0- 1	0- 0	1- 2				
0- 0	0- 0	0- 0	NEUTRAL	0- 0	0- 0	0- 0				
9- 10	0- 0	0- 0	CONFERENCE	1- 3	0- 3	8- 4				
6- 3	0- 0	0- 0	HOME	1- 1	0- 1	5- 1				
3- 6	0- 0	0- 0	AWAY	0- 2	0- 1	3- 3				
0- 1	0- 0	0- 0	NEUTRAL	0- 0	0- 1	0- 0				

RPI S	Opponent	Score	RPI S	Opponent	Score	RPI S	Opponent	Score	RPI S	Opponent	Score	Team's RPI: 217
26	H Duke	45 57	55	H St. John's (NY)	79 75	145	A San Jose St.	60 62				
			62	H South Fla.	61 51	145	H San Jose St.	63 76				
			69	A Fresno St.	58 72	145	N San Jose St.	48 67				
			69	H Fresno St.	66 72	162	H Wyoming	65 53				
			74	H Virginia	55 63	173	H Elon	44 50				
			79	A Southern California	54 75	175	A Pepperdine	69 44				
			82	A Boise St.	52 81	178	A Southern Utah	68 72				
			82	H Boise St.	66 65	230	A New Mexico	68 51				
						230	H New Mexico	64 80				
						231	H Cal St. Fullerton	58 64				
						235	A Nevada	59 62				
						235	H Nevada	66 64				
						244	A San Diego St.	39 48				
						244	H San Diego St.	72 67				
						248	A Grand Canyon	51 53				
						271	A Air Force	67 60				
						280	A Utah St.	60 46				
						280	H Utah St.	69 45				
						292	A Colorado St.	56 60				
						292	H Colorado St.	56 52				
						350	H South Carolina St.	66 57				
LAST 10 Division I												
145	N San Jose St.	48 67	230	H New Mexico	64 80							
145	H San Jose St.	63 76	235	A Nevada	59 62							
82	A Boise St.	52 81	69	A Fresno St.	58 72							
244	H San Diego St.	72 67	280	H Utah St.	69 45							
292	A Colorado St.	56 60	292	H Colorado St.	56 52							

Non-Div I Games:

UNLV

■ Loss,
 ■ Non-Conf,
 S Site,
 ■ Home
 ■ Away
 N Neutral

USC Upstate

Through Games Of March 7, 2020

Average RPI Win:	329	WON-LOST	WINNING	LAST 10	STRENGTH OF	OPP. STRENGTH	TEAM	ADJ.	CONF.	ADJ CONF.
Average RPI Loss:	183	RECORD	PCT. RANK	GAMES	SCHEDULE	OF SCHEDULE	RPI	RPI	RPI	RPI
DIV. I ONLY	7- 20	305	3-7	302	292	325	325	25	25	
DIV. I NON-CONF.	3- 4	201	0	323	155	282	282	28	28	
TOTALS	RPI 1-25	RPI 26-50	W-L RECORDS	RPI 51-100	RPI 101-150	RPI 150+				
7- 20	0- 1	0- 0	OVERALL	0- 1	0- 4	7- 14				
5- 8	0- 0	0- 0	HOME	0- 0	0- 2	5- 6				
2- 12	0- 1	0- 0	AWAY	0- 1	0- 2	2- 8				
0- 0	0- 0	0- 0	NEUTRAL	0- 0	0- 0	0- 0				
3- 4	0- 1	0- 0	NON-CONFERENCE	0- 1	0- 0	3- 2				
3- 0	0- 0	0- 0	HOME	0- 0	0- 0	3- 0				
0- 4	0- 1	0- 0	AWAY	0- 1	0- 0	0- 2				
0- 0	0- 0	0- 0	NEUTRAL	0- 0	0- 0	0- 0				
4- 16	0- 0	0- 0	CONFERENCE	0- 0	0- 4	4- 12				
2- 8	0- 0	0- 0	HOME	0- 0	0- 2	2- 6				
2- 8	0- 0	0- 0	AWAY	0- 0	0- 2	2- 6				
0- 0	0- 0	0- 0	NEUTRAL	0- 0	0- 0	0- 0				

RPI 1-25				RPI 26-50				RPI 51-100				RPI 101+ Team's RPI: 325			
RPI	S	Opponent	Score	RPI	S	Opponent	Score	RPI	S	Opponent	Score	RPI	S	Opponent	Score
1	A	South Carolina	32 112					63	A	Georgia	53 67	132	A	Campbell	38 50
												132	H	Campbell	72 80
												140	A	Hampton	40 60
												140	H	Hampton	73 86
												157	A	Gardner-Webb	53 63
												157	H	Gardner-Webb	59 70
												158	A	Jacksonville	43 87
												169	A	Radford	57 78
												169	H	Radford	41 57
												177	A	High Point	46 85
												177	H	High Point	45 81
												242	A	East Carolina	48 69
												257	A	UNC Asheville	45 53
												257	H	UNC Asheville	48 68
												272	A	Longwood	56 69
												272	H	Longwood	62 70
												282	A	Winthrop	66 59
												282	H	Winthrop	38 52
												301	A	Presbyterian	42 55
												301	H	Presbyterian	70 60
												339	H	Florida A&M	74 61
												342	H	Western Caro.	70 62
												343	A	Charleston So.	71 64
												343	H	Charleston So.	70 53
												350	H	South Carolina St.	58 47
LAST 10 Division I															
				282	A	Winthrop	66 59					140	H	Hampton	73 86
				272	A	Longwood	56 69					343	A	Charleston So.	71 64
				157	H	Gardner-Webb	59 70					177	H	High Point	45 81
				169	A	Radford	57 78					301	H	Presbyterian	70 60
				257	A	UNC Asheville	45 53					132	H	Campbell	72 80

Non-Div I Games: Mars Hill 89 31 UNKNOWN 71 49

USC Upstate

Loss, Non-Conf, S Site, H Home A Away N Neutral

UT Arlington

Through Games Of March 7, 2020

Average RPI Win:	245	WON-LOST	WINNING	LAST 10	STRENGTH OF	OPP. STRENGTH	TEAM	ADJ.	CONF.	ADJ CONF.
Average RPI Loss:	75	RECORD	PCT. RANK	GAMES	SCHEDULE	OF SCHEDULE	RPI	RPI	RPI	RPI
DIV. I ONLY	20- 10	72	8-2	148	190	102	102	21	21	
DIV. I NON-CONF.	6- 6	164	0	61	64	108	108	19	19	
TOTALS	RPI 1-25	RPI 26-50	W-L RECORDS	RPI 51-100	RPI 101-150	RPI 150+				
20- 10	0- 3	0- 1	OVERALL	1- 4	0- 1	19- 1				
11- 3	0- 0	0- 0	HOME	0- 2	0- 1	11- 0				
9- 4	0- 1	0- 1	AWAY	1- 1	0- 0	8- 1				
0- 3	0- 2	0- 0	NEUTRAL	0- 1	0- 0	0- 0				
6- 6	0- 3	0- 0	NON-CONFERENCE	1- 2	0- 1	5- 0				
3- 2	0- 0	0- 0	HOME	0- 1	0- 1	3- 0				
3- 1	0- 1	0- 0	AWAY	1- 0	0- 0	2- 0				
0- 3	0- 2	0- 0	NEUTRAL	0- 1	0- 0	0- 0				
14- 4	0- 0	0- 1	CONFERENCE	0- 2	0- 0	14- 1				
8- 1	0- 0	0- 0	HOME	0- 1	0- 0	8- 0				
6- 3	0- 0	0- 1	AWAY	0- 1	0- 0	6- 1				
0- 0	0- 0	0- 0	NEUTRAL	0- 0	0- 0	0- 0				

RPI S	Opponent	Score	RPI S	Opponent	Score	RPI S	Opponent	Score	RPI S	Opponent	Score	Team's RPI: 102
2 N	Oregon	54 91	42 A	Troy	69 85	54 H	Marist	57 73	134 H	Texas Southern	63 74	
7 N	Louisville	67 76				59 N	Oklahoma St.	47 60	165 H	Wright St.	68 62	
12 A	Northwestern	47 74				76 A	Kansas St.	57 53	190 A	Louisiana	73 66	
						96 A	Coastal Caro.	56 62	190 H	Louisiana	79 52	
						96 H	Coastal Caro.	62 80	208 A	Little Rock	62 46	
									208 H	Little Rock	65 58	
									213 A	Appalachian St.	82 60	
									213 H	Appalachian St.	63 44	
									229 H	SMU	51 46	
									237 A	North Texas	68 49	
									239 A	South Alabama	68 45	
									243 A	Arkansas St.	89 62	
									243 H	Arkansas St.	71 44	
									250 A	Texas St.	55 72	
									250 H	Texas St.	69 49	
									288 H	Ga. Southern	101 73	
									316 H	Georgia St.	58 32	
									344 A	Grambling	88 54	
									348 A	La.-Monroe	74 67	
									348 H	La.-Monroe	72 34	
									349 H	Chicago St.	84 53	
LAST 10 Division I												
348 A	La.-Monroe	74 67	208 A	Little Rock	62 46							
190 A	Louisiana	73 66	243 A	Arkansas St.	89 62							
288 H	Ga. Southern	101 73	96 H	Coastal Caro.	62 80							
316 H	Georgia St.	58 32	213 H	Appalachian St.	63 44							
250 H	Texas St.	69 49	250 A	Texas St.	55 72							

Non-Div I Games:

UT Arlington

Loss, Non-Conf, S Site, H Home A Away N Neutral

Average RPI Win:	217	WON-LOST	WINNING	LAST 10	STRENGTH OF	OPP. STRENGTH	TEAM	ADJ.	CONF.	ADJ CONF.
Average RPI Loss:	69	RECORD	PCT. RANK	GAMES	SCHEDULE	OF SCHEDULE	RPI	RPI	RPI	RPI
DIV. I ONLY	22- 10	70	8-2	66	213	48	48	20	20	
DIV. I NON-CONF.	4- 7	225	0	11	13	111	111	23	23	
TOTALS	RPI 1-25	RPI 26-50	W-L RECORDS	RPI 51-100	RPI 101-150	RPI 150+				
22- 10	0- 3	0- 1	OVERALL	3- 4	0- 1	19- 1				
13- 1	0- 1	0- 0	HOME	3- 0	0- 0	10- 0				
7- 8	0- 2	0- 1	AWAY	0- 3	0- 1	7- 1				
2- 1	0- 0	0- 0	NEUTRAL	0- 1	0- 0	2- 0				
4- 7	0- 3	0- 1	NON-CONFERENCE	1- 2	0- 1	3- 0				
4- 1	0- 1	0- 0	HOME	1- 0	0- 0	3- 0				
0- 6	0- 2	0- 1	AWAY	0- 2	0- 1	0- 0				
0- 0	0- 0	0- 0	NEUTRAL	0- 0	0- 0	0- 0				
18- 3	0- 0	0- 0	CONFERENCE	2- 2	0- 0	16- 1				
9- 0	0- 0	0- 0	HOME	2- 0	0- 0	7- 0				
7- 2	0- 0	0- 0	AWAY	0- 1	0- 0	7- 1				
2- 1	0- 0	0- 0	NEUTRAL	0- 1	0- 0	2- 0				

RPI 1-25				RPI 26-50				Team's RPI: 48				RPI 51-100				RPI 101+			
RPI	S	Opponent	Score	RPI	S	Opponent	Score	RPI	S	Opponent	Score	RPI	S	Opponent	Score	RPI	S	Opponent	Score
7	H	Louisville	63 71	31	A	Arkansas	46 96	56	H	Belmont	74 57	107	A	Southern Ill.	59 70				
9	A	Gonzaga	55 78					73	A	Illinois St.	47 70	161	H	Samford	80 75				
10	A	Mississippi St.	46 82					77	H	IUPUI	57 51	171	A	Austin Peay	69 61				
								84	A	Saint Louis	50 56	171	H	Austin Peay	65 61				
								87	A	Southeast Mo. St.	69 71	198	A	Eastern Ill.	70 74				
								87	H	Southeast Mo. St.	78 72	198	H	Eastern Ill.	88 64				
								87	N	Southeast Mo. St.	47 67	198	N	Eastern Ill.	63 52				
												206	A	Tennessee Tech	86 65				
												206	H	Tennessee Tech	71 62				
												207	H	Chattanooga	78 51				
												240	A	Murray St.	89 64				
												240	H	Murray St.	98 56				
												240	N	Murray St.	88 33				
												246	H	Lipscomb	83 67				
												247	A	Jacksonville St.	73 56				
												247	H	Jacksonville St.	86 72				
												283	A	Morehead St.	82 64				
												290	A	Eastern Ky.	65 50				
												334	H	Tennessee St.	88 71				
												338	A	SIUE	79 39				
												338	H	SIUE	75 58				
LAST 10 Division I																			
		87	N	Southeast Mo. St.	47	67	247	A	Jacksonville St.	73	56								
		198	N	Eastern Ill.	63	52	206	A	Tennessee Tech	86	65								
		240	N	Murray St.	88	33	198	H	Eastern Ill.	88	64								
		87	H	Southeast Mo. St.	78	72	87	A	Southeast Mo. St.	69	71								
		338	H	SIUE	75	58	247	H	Jacksonville St.	86	72								

Non-Div I Games:

UT Martin

■ Loss,
 ■ Non-Conf,
 ■ S Site,
 ■ Home
 ■ Away
 N Neutral

U
T
E
P

U
T
E
P

UTEP

Page 339

Average RPI Win:	295	WON-LOST	WINNING	LAST 10	STRENGTH OF	OPP. STRENGTH	TEAM	ADJ.	CONF.	ADJ CONF.
Average RPI Loss:	195	RECORD	PCT. RANK	GAMES	SCHEDULE	OF SCHEDULE	RPI	RPI	RPI	RPI
DIV. I ONLY	9- 16	263	5-5	287	326	300	300	31	31	
DIV. I NON-CONF.	1- 8	322	0	130	143	305	305	32	32	
TOTALS	RPI 1-25	RPI 26-50	W-L RECORDS	RPI 51-100	RPI 101-150	RPI 150+				
9- 16	0- 0	0- 1	OVERALL	0- 4	0- 1	9- 10				
7- 4	0- 0	0- 0	HOME	0- 1	0- 1	7- 2				
2- 10	0- 0	0- 1	AWAY	0- 3	0- 0	2- 6				
0- 2	0- 0	0- 0	NEUTRAL	0- 0	0- 0	0- 2				
1- 8	0- 0	0- 1	NON-CONFERENCE	0- 4	0- 1	1- 2				
1- 2	0- 0	0- 0	HOME	0- 1	0- 1	1- 0				
0- 4	0- 0	0- 1	AWAY	0- 3	0- 0	0- 0				
0- 2	0- 0	0- 0	NEUTRAL	0- 0	0- 0	0- 2				
8- 8	0- 0	0- 0	CONFERENCE	0- 0	0- 0	8- 8				
6- 2	0- 0	0- 0	HOME	0- 0	0- 0	6- 2				
2- 6	0- 0	0- 0	AWAY	0- 0	0- 0	2- 6				
0- 0	0- 0	0- 0	NEUTRAL	0- 0	0- 0	0- 0				

RPI S	Opponent	Score	RPI S	Opponent	Score	RPI S	Opponent	Score	RPI S	Opponent	Score	Team's RPI: 300
41	A Texas	69 85	75	A A&M-Corpus Christi	50 61	134	H Texas Southern	44 71	200	A UMKC	56 60	
			75	H A&M-Corpus Christi	54 59	200	H UMKC	58 72	235	N Nevada	57 62	
			76	A Kansas St.	66 79	241	A CSU Bakersfield	66 52	241	H CSU Bakersfield	74 65	
			79	A Southern California	43 80	248	A Grand Canyon	60 62	248	H Grand Canyon	66 47	
						275	N Long Beach St.	65 69	284	A California Baptist	70 73	
						284	H California Baptist	87 68	291	A Utah Valley	54 61	
						291	H Utah Valley	67 76	306	A Seattle U	70 78	
						306	H Seattle U	85 81	313	A New Mexico St.	75 76	
						313	H New Mexico St.	74 63	321	H UTSA	75 64	
						349	A Chicago St.	87 67	349	H Chicago St.	77 68	
LAST 10 Division I												
284	A California Baptist	70 73	291	A Utah Valley	54 61							
248	H Grand Canyon	66 47	349	H Chicago St.	77 68							
241	H CSU Bakersfield	74 65	200	H UMKC	58 72							
313	H New Mexico St.	74 63	241	A CSU Bakersfield	66 52							
306	A Seattle U	70 78	248	A Grand Canyon	60 62							

Non-Div I Games: Tex. A&M-Kingsville 66 45 Tex. A&M Int'l 72 56 Texas Lutheran 98 46 Minot St. 75 56

UTRGV

Loss, Non-Conf, S Site, H Home A Away N Neutral

UTSA

Through Games Of March 7, 2020

Average RPI Win:	280	WON-LOST	WINNING	LAST 10	STRENGTH OF	OPP. STRENGTH	TEAM	ADJ.	CONF.	ADJ CONF.
Average RPI Loss:	164	RECORD	PCT. RANK	GAMES	SCHEDULE	OF SCHEDULE	RPI	RPI	RPI	RPI
DIV. I ONLY	3- 23	333	0-10	179	163	321	321	13	13	
DIV. I NON-CONF.	1- 7	321	0	205	227	320	320	16	16	
TOTALS	RPI 1-25	RPI 26-50	W-L RECORDS	RPI 51-100	RPI 101-150	RPI 150+				
3- 23	0- 0	0- 4	OVERALL	0- 2	0- 5	3- 12				
2- 9	0- 0	0- 1	HOME	0- 2	0- 2	2- 4				
1- 13	0- 0	0- 3	AWAY	0- 0	0- 2	1- 8				
0- 1	0- 0	0- 0	NEUTRAL	0- 0	0- 1	0- 0				
1- 7	0- 0	0- 1	NON-CONFERENCE	0- 0	0- 3	1- 3				
1- 1	0- 0	0- 0	HOME	0- 0	0- 1	1- 0				
0- 5	0- 0	0- 1	AWAY	0- 0	0- 1	0- 3				
0- 1	0- 0	0- 0	NEUTRAL	0- 0	0- 1	0- 0				
2- 16	0- 0	0- 3	CONFERENCE	0- 2	0- 2	2- 9				
1- 8	0- 0	0- 1	HOME	0- 2	0- 1	1- 4				
1- 8	0- 0	0- 2	AWAY	0- 0	0- 1	1- 5				
0- 0	0- 0	0- 0	NEUTRAL	0- 0	0- 0	0- 0				

RPI S	Opponent	Score	RPI S	Opponent	Score	RPI S	Opponent	Score	RPI S	Opponent	Score	Team's RPI: 321
30	A Western Ky.	57 85	53	H Rice	62 74	103	A UAB	55 94				
33	H Old Dominion	43 62	61	H Charlotte	47 67	103	H UAB	51 87				
41	A Texas	53 84				106	N Utah	45 91				
45	A Middle Tenn.	48 69				133	A Texas Tech	58 115				
						146	H Sam Houston St.	77 81				
						202	H Fla. Atlantic	53 80				
						204	A Southern Miss.	65 82				
						214	A Hawaii	50 62				
						220	A UTEP	54 94				
						220	H UTEP	59 85				
						237	A North Texas	55 94				
						237	H North Texas	55 79				
						250	A Texas St.	69 74				
						251	A Marshall	53 66				
						263	A Louisiana Tech	82 73				
						263	H Louisiana Tech	30 69				
						268	H Incarnate Word	63 56				
						300	A UTRGV	64 75				
						310	A FIU	63 71				
						310	H FIU	60 45				
LAST 10 Division I												
310	A FIU	63 71	30	A Western Ky.	57 85							
263	H Louisiana Tech	30 69	251	A Marshall	53 66							
103	H UAB	51 87	61	H Charlotte	47 67							
237	A North Texas	55 94	33	H Old Dominion	43 62							
220	H UTEP	59 85	45	A Middle Tenn.	48 69							

Non-Div I Games: Texas Wesleyan 80 78 Southwest (NM) 79 62 Concordia (TX) 73 44

UTSA

Loss, Non-Conf, S Site, H Home A Away N Neutral

Average RPI Win:	168	WON-LOST	WINNING	LAST 10	STRENGTH OF	OPP. STRENGTH	TEAM	ADJ.	CONF.	ADJ CONF.
Average RPI Loss:	57	RECORD	PCT. RANK	GAMES	SCHEDULE	OF SCHEDULE	RPI	RPI	RPI	RPI
DIV. I ONLY	14- 17	199	4-6	35	17	106	106	1	1	
DIV. I NON-CONF.	7- 4	100	0	290	197	192	192	1	1	
TOTALS	RPI 1-25	RPI 26-50	W-L RECORDS	RPI 51-100	RPI 101-150	RPI 150+				
14- 17	0- 9	1- 2	OVERALL	3- 3	5- 1	5- 2				
6- 9	0- 4	1- 2	HOME	1- 1	0- 1	4- 1				
5- 7	0- 4	0- 0	AWAY	2- 2	3- 0	0- 1				
3- 1	0- 1	0- 0	NEUTRAL	0- 0	2- 0	1- 0				
7- 4	0- 0	0- 1	NON-CONFERENCE	1- 1	1- 0	5- 2				
4- 2	0- 0	0- 1	HOME	0- 0	0- 0	4- 1				
1- 2	0- 0	0- 0	AWAY	1- 1	0- 0	0- 1				
2- 0	0- 0	0- 0	NEUTRAL	0- 0	1- 0	1- 0				
7- 13	0- 9	1- 1	CONFERENCE	2- 2	4- 1	0- 0				
2- 7	0- 4	1- 1	HOME	1- 1	0- 1	0- 0				
4- 5	0- 4	0- 0	AWAY	1- 1	3- 0	0- 0				
1- 1	0- 1	0- 0	NEUTRAL	0- 0	1- 0	0- 0				

RPI 1-25				RPI 26-50				RPI 51-100				RPI 101+ Team's RPI: 106			
RPI	S	Opponent	Score	RPI	S	Opponent	Score	RPI	S	Opponent	Score	RPI	S	Opponent	Score
2	A	Oregon	51 88	28	H	Arizona	69 85	72	A	Cincinnati	62 68	105	A	Washington St.	78 66
2	H	Oregon	63 90	32	H	South Dakota	81 84	79	A	Southern California	66 69	123	A	California	71 62
2	N	Oregon	59 79	40	H	Arizona St.	75 71	79	H	Southern California	67 65	123	H	California	74 88
6	A	Stanford	49 82					93	A	BYU	77 73	134	N	Texas Southern	61 52
6	H	Stanford	64 97					94	A	Colorado	84 69	142	A	Washington	74 65
13	A	UCLA	54 77					94	H	Colorado	70 80	142	N	Washington	72 63
13	H	UCLA	54 84									187	H	Providence	60 67
19	A	Oregon St.	48 77									211	H	Oral Roberts	78 58
19	H	Oregon St.	65 77									235	H	Nevada	68 62
												266	A	Xavier	63 70
												312	H	Eastern Wash.	87 49
												321	N	UTSA	91 45
												327	H	Weber St.	75 46
LAST 10 Division I															
		2 N Oregon	59 79			28 H Arizona	69 85								
		142 N Washington	72 63			123 H California	74 88								
		13 A UCLA	54 77			6 H Stanford	64 97								
		79 A Southern California	66 69			105 A Washington St.	78 66								
		40 H Arizona St.	75 71			142 A Washington	74 65								

Non-Div I Games:

Utah

■ Loss,
 ■ Non-Conf,
 ■ S Site,
 ■ H Home
 ■ A Away
 N Neutral

Average RPI Win: 228	WON-LOST	WINNING	LAST 10	STRENGTH OF	OPP. STRENGTH	TEAM	ADJ.	CONF.	ADJ CONF.
Average RPI Loss: 174	RECORD	PCT. RANK	GAMES	SCHEDULE	OF SCHEDULE	RPI	RPI	RPI	RPI
DIV. I ONLY	7- 23	309	2-8	137	210	280	280	17	17
DIV. I NON-CONF.	4- 6	212	0	85	213	159	159	20	20
TOTALS	RPI 1-25	RPI 26-50	W-L RECORDS	RPI 51-100	RPI 101-150	RPI 150+			
7- 23	0- 2	0- 0	OVERALL	1- 4	0- 3	6- 14			
3- 10	0- 0	0- 0	HOME	0- 2	0- 2	3- 6			
3- 12	0- 2	0- 0	AWAY	1- 2	0- 1	2- 7			
1- 1	0- 0	0- 0	NEUTRAL	0- 0	0- 0	1- 1			
4- 6	0- 2	0- 0	NON-CONFERENCE	0- 1	0- 1	4- 2			
3- 1	0- 0	0- 0	HOME	0- 0	0- 1	3- 0			
1- 5	0- 2	0- 0	AWAY	0- 1	0- 0	1- 2			
0- 0	0- 0	0- 0	NEUTRAL	0- 0	0- 0	0- 0			
3- 17	0- 0	0- 0	CONFERENCE	1- 3	0- 2	2- 12			
0- 9	0- 0	0- 0	HOME	0- 2	0- 1	0- 6			
2- 7	0- 0	0- 0	AWAY	1- 1	0- 1	1- 5			
1- 1	0- 0	0- 0	NEUTRAL	0- 0	0- 0	1- 1			

RPI 1-25				RPI 26-50				RPI 51-100				RPI 101+ Team's RPI: 280			
RPI	S	Opponent	Score	RPI	S	Opponent	Score	RPI	S	Opponent	Score	RPI	S	Opponent	Score
2	A	Oregon	52 109					69	A	Fresno St.	64 76	129	H	Portland	64 70
19	A	Oregon St.	46 75					69	H	Fresno St.	61 79	145	A	San Jose St.	38 76
								82	A	Boise St.	58 56	145	H	San Jose St.	61 76
								82	H	Boise St.	59 65	162	A	Wyoming	45 64
								93	A	BYU	50 67	162	H	Wyoming	54 65
												162	N	Wyoming	59 64
												181	H	Idaho St.	69 61
												217	A	UNLV	45 69
												217	H	UNLV	46 60
												230	H	New Mexico	52 54
												231	A	Cal St. Fullerton	62 83
												235	A	Nevada	60 69
												237	H	North Texas	66 55
												244	A	San Diego St.	62 66
												244	H	San Diego St.	51 59
												244	N	San Diego St.	81 79
												271	A	Air Force	53 52
												271	H	Air Force	45 62
												275	A	Long Beach St.	56 48
												291	A	Utah Valley	49 57
												292	A	Colorado St.	55 56
												292	H	Colorado St.	61 67
												306	H	Seattle U	70 63
LAST 10 Division I															
				162	N	Wyoming	59 64	69	H	Fresno St.	61 79				
				244	N	San Diego St.	81 79	292	H	Colorado St.	61 67				
				230	H	New Mexico	52 54	82	A	Boise St.	58 56				
				145	A	San Jose St.	38 76	217	A	UNLV	45 69				
				162	A	Wyoming	45 64	244	H	San Diego St.	51 59				

Non-Div I Games: Dixie St. 61 49

Utah St.

■ Loss,
 ■ Non-Conf,
 ■ S Site,
 ■ Home
 ■ A Away
 N Neutral

Utah Valley

Through Games Of March 7, 2020

Average RPI Win:	282	WON-LOST	WINNING	LAST 10	STRENGTH OF	OPP. STRENGTH	TEAM	ADJ.	CONF.	ADJ CONF.
Average RPI Loss:	226	RECORD	PCT. RANK	GAMES	SCHEDULE	OF SCHEDULE	RPI	RPI	RPI	RPI
DIV. I ONLY	10- 15	234	4-6	301	338	291	291	31	31	
DIV. I NON-CONF.	1- 9	326	0	269	291	340	340	32	32	
TOTALS	RPI 1-25	RPI 26-50	W-L RECORDS	RPI 51-100	RPI 101-150	RPI 150+				
10- 15	0- 0	0- 0	OVERALL	0- 2	0- 0	10- 13				
6- 7	0- 0	0- 0	HOME	0- 0	0- 0	6- 7				
4- 8	0- 0	0- 0	AWAY	0- 2	0- 0	4- 6				
0- 0	0- 0	0- 0	NEUTRAL	0- 0	0- 0	0- 0				
1- 9	0- 0	0- 0	NON-CONFERENCE	0- 2	0- 0	1- 7				
1- 4	0- 0	0- 0	HOME	0- 0	0- 0	1- 4				
0- 5	0- 0	0- 0	AWAY	0- 2	0- 0	0- 3				
0- 0	0- 0	0- 0	NEUTRAL	0- 0	0- 0	0- 0				
9- 6	0- 0	0- 0	CONFERENCE	0- 0	0- 0	9- 6				
5- 3	0- 0	0- 0	HOME	0- 0	0- 0	5- 3				
4- 3	0- 0	0- 0	AWAY	0- 0	0- 0	4- 3				
0- 0	0- 0	0- 0	NEUTRAL	0- 0	0- 0	0- 0				

RPI 1-25			RPI 26-50			RPI 51-100			RPI 101+ Team's RPI: 291		
RPI	S	Opponent	Score	RPI	S	Opponent	Score	RPI	S	Opponent	Score
								82	A	Boise St.	69 77
								93	A	BYU	57 71
								153	H	Montana	52 63
								178	H	Southern Utah	58 71
								181	H	Idaho St.	61 88
								200	A	UMKC	53 61
								200	H	UMKC	62 41
								235	H	Nevada	57 60
								241	A	CSU Bakersfield	63 56
								241	H	CSU Bakersfield	53 55
								245	A	UC Santa Barbara	51 59
								248	A	Grand Canyon	64 54
								248	H	Grand Canyon	59 66
								280	H	Utah St.	57 49
								284	A	California Baptist	67 80
								284	H	California Baptist	74 57
								300	A	UTRGV	76 67
								300	H	UTRGV	61 54
								306	A	Seattle U	80 82
								306	H	Seattle U	70 58
								311	A	UC Riverside	53 67
								313	A	New Mexico St.	58 54
								313	H	New Mexico St.	58 65
								327	A	Weber St.	46 72
								349	H	Chicago St.	89 58
LAST 10 Division I											
								200	A	UMKC	53 61
								300	H	UTRGV	61 54
								284	H	California Baptist	74 57
								306	A	Seattle U	80 82
								284	A	California Baptist	67 80
								248	H	Grand Canyon	59 66
								241	A	CSU Bakersfield	63 56
								248	H	Grand Canyon	59 66
								313	H	CSU Bakersfield	53 55

Non-Div I Games: Antelope Valley 77 61 Ottawa (AZ) 99 50

Utah Valley

■ Loss,
 ■ Non-Conf,
 ■ S Site,
 ■ Home
 ■ A Away
 N Neutral

Average RPI Win:	178	WON-LOST	WINNING	LAST 10	STRENGTH OF	OPP. STRENGTH	TEAM	ADJ.	CONF.	ADJ CONF.
Average RPI Loss:	99	RECORD	PCT. RANK	GAMES	SCHEDULE	OF SCHEDULE	RPI	RPI	RPI	RPI
DIV. I ONLY	20- 11	82	8-2	102	104	88	88	12	12	
DIV. I NON-CONF.	5- 8	221	0	105	101	204	204	12	12	
TOTALS	RPI 1-25	RPI 26-50	W-L RECORDS	RPI 51-100	RPI 101-150	RPI 150+				
20- 11	0- 0	1- 2	OVERALL	4- 4	5- 3	10- 2				
10- 5	0- 0	1- 0	HOME	2- 1	1- 3	6- 1				
7- 6	0- 0	0- 2	AWAY	1- 3	3- 0	3- 1				
3- 0	0- 0	0- 0	NEUTRAL	1- 0	1- 0	1- 0				
5- 8	0- 0	1- 1	NON-CONFERENCE	0- 4	0- 1	4- 2				
4- 3	0- 0	1- 0	HOME	0- 1	0- 1	3- 1				
0- 5	0- 0	0- 1	AWAY	0- 3	0- 0	0- 1				
1- 0	0- 0	0- 0	NEUTRAL	0- 0	0- 0	1- 0				
15- 3	0- 0	0- 1	CONFERENCE	4- 0	5- 2	6- 0				
6- 2	0- 0	0- 0	HOME	2- 0	1- 2	3- 0				
7- 1	0- 0	0- 1	AWAY	1- 0	3- 0	3- 0				
2- 0	0- 0	0- 0	NEUTRAL	1- 0	1- 0	0- 0				

RPI 1-25			RPI 26-50			RPI 51-100			Team's RPI: 88			RPI 101+			
RPI	S	Opponent	Score	RPI	S	Opponent	Score	RPI	S	Opponent	Score	RPI	S	Opponent	Score
				33	H	Old Dominion	62 49	60	A	Boston College	52 87	104	H	William & Mary	55 69
				43	A	Dayton	67 72	62	A	South Fla.	55 77	124	A	Richmond	57 42
				45	A	Middle Tenn.	63 86	64	A	Seton Hall	33 53	124	H	Richmond	53 50
								72	H	Cincinnati	56 58	130	H	Duquesne	76 79
								84	A	Saint Louis	65 52	141	A	Davidson	55 51
								84	H	Saint Louis	67 60	141	N	Davidson	58 52
								89	H	Fordham	62 52	144	H	George Washington	55 56
								89	N	Fordham	60 55	148	A	Massachusetts	61 46
												160	H	N.C. A&T	58 69
												194	A	La Salle	67 61
												204	A	Southern Miss.	39 51
												210	A	Rhode Island	75 54
												213	H	Appalachian St.	66 38
												236	H	Saint Joseph's	47 40
												242	H	East Carolina	53 40
												249	A	George Mason	82 63
												249	H	George Mason	48 36
												296	H	St. Bonaventure	56 47
												309	N	Omaha	74 66
												311	H	UC Riverside	67 51
LAST 10 Division I															
				89	N	Fordham	60 55	194	A	La Salle	67 61				
				141	N	Davidson	58 52	43	A	Dayton	67 72				
				141	A	Davidson	55 51	296	H	St. Bonaventure	56 47				
				249	H	George Mason	48 36	144	H	George Washington	55 56				
				84	H	Saint Louis	67 60	124	A	Richmond	57 42				

Non-Div I Games:

VCU

Valparaiso

Through Games Of March 7, 2020

Average RPI Win:	234	WON-LOST	WINNING	LAST 10	STRENGTH OF	OPP. STRENGTH	TEAM	ADJ.	CONF.	ADJ CONF.
Average RPI Loss:	55	RECORD	PCT. RANK	GAMES	SCHEDULE	OF SCHEDULE	RPI	RPI	RPI	RPI
DIV. I ONLY	17- 12	124	6-4	200	95	135	135	8	8	
DIV. I NON-CONF.	8- 3	68	0	329	201	150	150	7	7	
TOTALS	RPI 1-25	RPI 26-50	W-L RECORDS	RPI 51-100	RPI 101-150	RPI 150+				
17- 12	0- 6	0- 2	OVERALL	2- 2	1- 1	14- 1				
8- 5	0- 2	0- 1	HOME	1- 1	0- 1	7- 0				
9- 6	0- 3	0- 1	AWAY	1- 1	1- 0	7- 1				
0- 1	0- 1	0- 0	NEUTRAL	0- 0	0- 0	0- 0				
8- 3	0- 2	0- 0	NON-CONFERENCE	0- 0	0- 0	8- 1				
4- 0	0- 0	0- 0	HOME	0- 0	0- 0	4- 0				
4- 2	0- 1	0- 0	AWAY	0- 0	0- 0	4- 1				
0- 1	0- 1	0- 0	NEUTRAL	0- 0	0- 0	0- 0				
9- 9	0- 4	0- 2	CONFERENCE	2- 2	1- 1	6- 0				
4- 5	0- 2	0- 1	HOME	1- 1	0- 1	3- 0				
5- 4	0- 2	0- 1	AWAY	1- 1	1- 0	3- 0				
0- 0	0- 0	0- 0	NEUTRAL	0- 0	0- 0	0- 0				

RPI S Opponent Score	RPI S Opponent Score	RPI S Opponent Score	RPI S Opponent Score	Team's RPI: 135
8 A Missouri St. 70 85	50 A Bradley 69 90	68 A UNI 70 77	107 A Southern Ill. 69 58	
8 H Missouri St. 68 81	50 H Bradley 61 75	68 H UNI 72 69	107 H Southern Ill. 51 67	
12 A Northwestern 48 69		73 A Illinois St. 78 70	152 A Loyola Chicago 70 57	
16 N Ohio St. 38 89		73 H Illinois St. 60 72	152 H Loyola Chicago 66 64	
25 A Drake 66 87			185 A Toledo 61 54	
25 H Drake 79 83			198 A Eastern Ill. 78 66	
			218 A North Dakota 63 65	
			252 H Bowling Green 95 90	
			267 A North Dakota St. 66 54	
			276 A Indiana St. 75 56	
			276 H Indiana St. 61 45	
			283 H Morehead St. 55 53	
			330 A Evansville 88 66	
			330 H Evansville 72 54	
			332 A Detroit Mercy 77 58	
			341 H UIC 63 37	
			349 H Chicago St. 95 49	
LAST 10 Division I				
107 A Southern Ill. 69 58	73 A Illinois St. 78 70			
8 A Missouri St. 70 85	50 A Bradley 69 90			
25 H Drake 79 83	276 H Indiana St. 61 45			
68 H UNI 72 69	330 H Evansville 72 54			
152 A Loyola Chicago 70 57	68 A UNI 70 77			

Non-Div I Games:

Valparaiso

■ Loss,
■ Non-Conf,
■ S Site,
■ Home
■ A Away
N Neutral

Vanderbilt

Through Games Of March 7, 2020

Average RPI Win:	181	WON-LOST	WINNING	LAST 10	STRENGTH OF	OPP. STRENGTH	TEAM	ADJ.	CONF.	ADJ CONF.
Average RPI Loss:	60	RECORD	PCT. RANK	GAMES	SCHEDULE	OF SCHEDULE	RPI	RPI	RPI	RPI
DIV. I ONLY	14- 16	189	2-8	43	59	127	127	4	4	
DIV. I NON-CONF.	10- 3	57	0	107	219	68	68	5	5	
TOTALS	RPI 1-25	RPI 26-50	W-L RECORDS	RPI 51-100	RPI 101-150	RPI 150+				
14- 16	1- 5	0- 3	OVERALL	2- 4	3- 3	8- 1				
10- 6	1- 3	0- 1	HOME	1- 1	2- 0	6- 1				
3- 7	0- 2	0- 1	AWAY	1- 2	1- 2	1- 0				
1- 3	0- 0	0- 1	NEUTRAL	0- 1	0- 1	1- 0				
10- 3	0- 1	0- 1	NON-CONFERENCE	1- 1	2- 0	7- 0				
7- 1	0- 1	0- 0	HOME	1- 0	1- 0	5- 0				
2- 0	0- 0	0- 0	AWAY	0- 0	1- 0	1- 0				
1- 2	0- 0	0- 1	NEUTRAL	0- 1	0- 0	1- 0				
4- 13	1- 4	0- 2	CONFERENCE	1- 3	1- 3	1- 1				
3- 5	1- 2	0- 1	HOME	0- 1	1- 0	1- 1				
1- 7	0- 2	0- 1	AWAY	1- 2	0- 2	0- 0				
0- 1	0- 0	0- 0	NEUTRAL	0- 0	0- 1	0- 0				

RPI S	Opponent	Score	RPI S	Opponent	Score	RPI S	Opponent	Score	RPI S	Opponent	Score	Team's RPI: 127
1	A South Carolina	44 95	31	H Arkansas	66 100	63	A Georgia	63 55	112	A Auburn	62 70	
1	H South Carolina	57 93	36	A LSU	55 61	64	N Seton Hall	65 69	112	H Auburn	77 55	
5	H UConn	51 64	47	N Rutgers	56 62	65	A Tennessee	63 67	112	N Auburn	67 77	
10	H Mississippi St.	52 68				65	H Tennessee	69 78	118	H Columbia	72 51	
20	A Texas A&M	53 74				71	A Alabama	61 98	138	A Florida	60 68	
23	H Kentucky	70 64				84	H Saint Louis	62 50	142	A Washington	76 74	
									169	H Radford	80 46	
									176	H Missouri	66 78	
									197	H Furman	74 46	
									206	H Tennessee Tech	75 61	
									247	H Jacksonville St.	88 66	
									256	N UC Irvine	76 63	
									290	H Eastern Ky.	75 69	
									298	H Ole Miss	63 47	
									334	A Tennessee St.	106 55	
LAST 10 Division I												
112	N Auburn	67 77	1	A South Carolina	44 95							
23	H Kentucky	70 64	20	A Texas A&M	53 74							
36	A LSU	55 61	298	H Ole Miss	63 47							
65	A Tennessee	63 67	112	A Auburn	62 70							
176	H Missouri	66 78	65	H Tennessee	69 78							

Non-Div I Games:

Vanderbilt

Loss, Non-Conf, S Site, H Home A Away N Neutral

Vermont

Through Games Of March 7, 2020

Average RPI Win:	306	WON-LOST	WINNING	LAST 10	STRENGTH OF	OPP. STRENGTH	TEAM	ADJ.	CONF.	ADJ CONF.
Average RPI Loss:	186	RECORD	PCT. RANK	GAMES	SCHEDULE	OF SCHEDULE	RPI	RPI	RPI	RPI
DIV. I ONLY	11- 18	248	3-7	332	306	307	307	26	26	
DIV. I NON-CONF.	5- 7	205	0	328	321	306	306	27	27	
TOTALS	RPI 1-25	RPI 26-50	W-L RECORDS	RPI 51-100	RPI 101-150	RPI 150+				
11- 18	0- 0	0- 0	OVERALL	0- 3	0- 1	11- 14				
8- 6	0- 0	0- 0	HOME	0- 1	0- 1	8- 4				
3- 12	0- 0	0- 0	AWAY	0- 2	0- 0	3- 10				
0- 0	0- 0	0- 0	NEUTRAL	0- 0	0- 0	0- 0				
5- 7	0- 0	0- 0	NON-CONFERENCE	0- 1	0- 1	5- 5				
4- 2	0- 0	0- 0	HOME	0- 0	0- 1	4- 1				
1- 5	0- 0	0- 0	AWAY	0- 1	0- 0	1- 4				
0- 0	0- 0	0- 0	NEUTRAL	0- 0	0- 0	0- 0				
6- 11	0- 0	0- 0	CONFERENCE	0- 2	0- 0	6- 9				
4- 4	0- 0	0- 0	HOME	0- 1	0- 0	4- 3				
2- 7	0- 0	0- 0	AWAY	0- 1	0- 0	2- 6				
0- 0	0- 0	0- 0	NEUTRAL	0- 0	0- 0	0- 0				

RPI S	Opponent	Score	RPI S	Opponent	Score	RPI S	Opponent	Score	RPI S	Opponent	Score	Team's RPI: 307
						81	A Stony Brook	49 67	148	H Massachusetts	49 83	
						81	H Stony Brook	68 72	152	A Loyola Chicago	76 78	
						92	A Minnesota	58 90	163	A Binghamton	53 76	
									163	H Binghamton	65 62	
									166	A Dartmouth	55 72	
									168	A Maine	66 78	
									168	A Maine	59 70	
									168	H Maine	47 65	
									184	A Merrimack	53 78	
									209	A UMass Lowell	47 61	
									209	H UMass Lowell	58 62	
									210	A Rhode Island	74 77	
									264	A New Hampshire	44 42	
									264	H New Hampshire	51 59	
									269	H Saint Francis (PA)	69 73	
									297	A UMBC	47 54	
									297	H UMBC	60 58	
									314	A Albany (NY)	49 58	
									314	H Albany (NY)	52 36	
									320	H Navy	64 56	
									322	H Bryant	71 66	
									331	H NJIT	65 59	
									333	A LIU Brooklyn	73 62	
									337	H Canisius	76 53	
									345	A Hartford	63 53	
									345	H Hartford	62 51	
LAST 10 Division I												
			168	A Maine	66 78		264	A New Hampshire	44 42			
			209	H UMass Lowell	58 62		345	H Hartford	62 51			
			297	A UMBC	47 54		168	A Maine	59 70			
			81	H Stony Brook	68 72		314	H Albany (NY)	52 36			
			163	A Binghamton	53 76		264	H New Hampshire	51 59			

Non-Div I Games: Norwich 86 40

Vermont

Loss, Non-Conf, S Site, H Home A Away N Neutral

Villanova

Through Games Of March 7, 2020

Average RPI Win:	152	WON-LOST	WINNING	LAST 10	STRENGTH OF	OPP. STRENGTH	TEAM	ADJ.	CONF.	ADJ CONF.
Average RPI Loss:	74	RECORD	PCT. RANK	GAMES	SCHEDULE	OF SCHEDULE	RPI	RPI	RPI	RPI
DIV. I ONLY	18- 13	129	6-4	73	65	79	79	6	6	
DIV. I NON-CONF.	6- 5	151	0	62	57	83	83	6	6	
TOTALS	RPI 1-25	RPI 26-50	W-L RECORDS	RPI 51-100	RPI 101-150	RPI 150+				
18- 13	2- 3	0- 2	OVERALL	6- 5	0- 2	10- 1				
9- 5	2- 0	0- 1	HOME	2- 3	0- 1	5- 0				
8- 7	0- 2	0- 1	AWAY	4- 2	0- 1	4- 1				
1- 1	0- 1	0- 0	NEUTRAL	0- 0	0- 0	1- 0				
6- 5	0- 0	0- 2	NON-CONFERENCE	3- 0	0- 2	3- 1				
3- 2	0- 0	0- 1	HOME	1- 0	0- 1	2- 0				
3- 3	0- 0	0- 1	AWAY	2- 0	0- 1	1- 1				
0- 0	0- 0	0- 0	NEUTRAL	0- 0	0- 0	0- 0				
12- 8	2- 3	0- 0	CONFERENCE	3- 5	0- 0	7- 0				
6- 3	2- 0	0- 0	HOME	1- 3	0- 0	3- 0				
5- 4	0- 2	0- 0	AWAY	2- 2	0- 0	3- 0				
1- 1	0- 1	0- 0	NEUTRAL	0- 0	0- 0	1- 0				

RPI S Opponent	Score	RPI S Opponent	Score	RPI S Opponent	Score	RPI S Opponent	Score
22 A DePaul	69 85	29 H James Madison	52 56	51 A Creighton	47 67	116 A Temple	69 74
22 H DePaul	76 58	39 A Drexel	52 54	51 H Creighton	42 58	144 H George Washington	56 68
24 A Marquette	52 57			55 A St. John's (NY)	67 62	187 A Providence	74 63
24 H Marquette	61 47			55 H St. John's (NY)	66 64	187 H Providence	51 49
24 N Marquette	59 72			57 H Penn	70 58	188 H Manhattan	63 51
				63 A Georgia	63 58	194 A La Salle	77 69
				64 A Seton Hall	61 55	201 A American	54 76
				64 H Seton Hall	63 65	236 H Saint Joseph's	60 44
				89 A Fordham	73 66	258 A Georgetown	48 40
				98 A Butler	61 63	258 H Georgetown	74 53
				98 H Butler	41 58	266 A Xavier	55 54
						266 H Xavier	66 54
						266 N Xavier	64 56
LAST 10 Division I							
24 N Marquette	59 72	24 H Marquette	61 47				
266 N Xavier	64 56	258 A Georgetown	48 40				
187 A Providence	74 63	98 A Butler	61 63				
51 A Creighton	47 67	266 A Xavier	55 54				
22 H DePaul	76 58	64 H Seton Hall	63 65				

Non-Div I Games:

Villanova

Loss, Non-Conf, S Site, H Home A Away N Neutral

Virginia

Through Games Of March 7, 2020

Virginia Tech

Through Games of March 7, 2010

Average RPI Win:	121	WON-LOST	WINNING	LAST 10	STRENGTH OF	OPP. STRENGTH	TEAM	ADJ.	CONF.	ADJ CONF.
Average RPI Loss:	53	RECORD	PCT. RANK	GAMES	SCHEDULE	OF SCHEDULE	RPI	RPI	RPI	RPI
DIV. I ONLY	13- 17	211	5-5	3	35	74	74	5	5	
DIV. I NON-CONF.	5- 6	187	0	1	20	36	36	4	4	
TOTALS	RPI 1-25	RPI 26-50	W-L RECORDS	RPI 51-100	RPI 101-150	RPI 150+				
13- 17	0- 7	5- 4	OVERALL	2- 3	2- 3	4- 0				
9- 5	0- 3	4- 1	HOME	1- 0	2- 1	2- 0				
4- 10	0- 3	1- 3	AWAY	1- 2	0- 2	2- 0				
0- 2	0- 1	0- 0	NEUTRAL	0- 1	0- 0	0- 0				
5- 6	0- 4	3- 1	NON-CONFERENCE	0- 1	0- 0	2- 0				
3- 2	0- 2	3- 0	HOME	0- 0	0- 0	0- 0				
2- 3	0- 1	0- 1	AWAY	0- 1	0- 0	2- 0				
0- 1	0- 1	0- 0	NEUTRAL	0- 0	0- 0	0- 0				
8- 11	0- 3	2- 3	CONFERENCE	2- 2	2- 3	2- 0				
6- 3	0- 1	1- 1	HOME	1- 0	2- 1	2- 0				
2- 7	0- 2	1- 2	AWAY	1- 1	0- 2	0- 0				
0- 1	0- 0	0- 0	NEUTRAL	0- 1	0- 0	0- 0				

RPI	S	Opponent	Score	RPI	S	Opponent	Score	RPI	S	Opponent	Score	RPI	S	Opponent	Score
5	A	UConn	44 83	26	A	Duke	47 62	60	A	Boston College	69 52	113	A	Wake Forest	56 62
7	A	Louisville	56 71	26	H	Duke	66 63	78	A	Georgia Tech	51 61	117	H	Miami (FL)	69 64
10	N	Mississippi St.	59 72	27	A	Florida St.	55 63	79	A	Southern California	49 59	121	H	Notre Dame	90 60
13	H	UCLA	62 73	29	H	James Madison	55 49	100	H	Syracuse	57 41	150	A	North Carolina	68 78
21	A	NC State	60 80	33	H	Old Dominion	56 53	100	N	Syracuse	50 67	150	H	North Carolina	47 65
21	H	NC State	64 75	38	A	Virginia Tech	86 76					217	A	UNLV	63 55
23	H	Kentucky	47 50	38	H	Virginia Tech	61 69					221	H	Clemson	70 54
				46	H	Bucknell	84 60					281	A	CSUN	72 47
				47	A	Rutgers	63 73					285	H	Pittsburgh	66 55
LAST 10 Division I															
100	N	Syracuse	50 67	117	H	Miami (FL)	69 64								
21	H	NC State	64 75	27	A	Florida St.	55 63								
285	H	Pittsburgh	66 55	221	H	Clemson	70 54								
38	A	Virginia Tech	86 76	100	H	Syracuse	57 41								
26	A	Duke	47 62	150	A	North Carolina	68 78								

Non-Div I Games:

Virginia

■ Loss,
■ Non-Conf,
■ S Site,
■ H Home
■ A Away
N Neutral

Average RPI Win:	140	WON-LOST	WINNING	LAST 10	STRENGTH OF	OPP. STRENGTH	TEAM	ADJ.	CONF.	ADJ CONF.
Average RPI Loss:	50	RECORD	PCT. RANK	GAMES	SCHEDULE	OF SCHEDULE	RPI	RPI	RPI	RPI
DIV. I ONLY	21- 9	62	6-4	61	45	38	38	5	5	
DIV. I NON-CONF.	10- 1	20	0	115	84	27	27	4	4	
TOTALS	RPI 1-25	RPI 26-50	W-L RECORDS	RPI 51-100	RPI 101-150	RPI 150+				
21- 9	0- 3	2- 2	OVERALL	6- 3	6- 1	7- 0				
13- 2	0- 1	2- 0	HOME	3- 1	3- 0	5- 0				
5- 5	0- 2	0- 2	AWAY	1- 1	3- 0	1- 0				
3- 2	0- 0	0- 0	NEUTRAL	2- 1	0- 1	1- 0				
10- 1	0- 0	1- 0	NON-CONFERENCE	3- 1	1- 0	5- 0				
6- 0	0- 0	1- 0	HOME	1- 0	1- 0	3- 0				
1- 0	0- 0	0- 0	AWAY	0- 0	0- 0	1- 0				
3- 1	0- 0	0- 0	NEUTRAL	2- 1	0- 0	1- 0				
11- 8	0- 3	1- 2	CONFERENCE	3- 2	5- 1	2- 0				
7- 2	0- 1	1- 0	HOME	2- 1	2- 0	2- 0				
4- 5	0- 2	0- 2	AWAY	1- 1	3- 0	0- 0				
0- 1	0- 0	0- 0	NEUTRAL	0- 0	0- 1	0- 0				

RPI 1-25				RPI 26-50				Team's RPI: 38	RPI 51-100				RPI 101+			
RPI	S	Opponent	Score	RPI	S	Opponent	Score		RPI	S	Opponent	Score	RPI	S	Opponent	Score
7	A	Louisville	53 70	26	A	Duke	67 72		53	N	Rice	54 45	113	A	Wake Forest	73 62
21	A	NC State	69 76	26	H	Duke	70 56		56	N	Belmont	60 58	113	N	Wake Forest	55 58
21	H	NC State	59 71	27	A	Florida St.	62 86		60	H	Boston College	70 49	117	H	Miami (FL)	69 45
				44	H	Purdue	67 54		63	N	Georgia	72 77	121	A	Notre Dame	68 62
									74	A	Virginia	69 61	141	H	Davidson	88 68
									74	H	Virginia	76 86	150	A	North Carolina	72 63
									78	H	Georgia Tech	64 61	150	H	North Carolina	76 70
									99	H	Liberty	73 69	157	H	Gardner-Webb	87 65
									100	A	Syracuse	65 67	167	N	Wichita St.	84 63
													221	H	Clemson	71 50
													249	A	George Mason	77 58
													269	H	Saint Francis (PA)	105 41
													285	H	Pittsburgh	68 56
													317	H	UMES	86 43
LAST 10 Division I																
				113	N	Wake Forest	55 58		113	A	Wake Forest	73 62				
				7	A	Louisville	53 70		78	H	Georgia Tech	64 61				
				26	H	Duke	70 56		150	A	North Carolina	72 63				
				74	H	Virginia	76 86		21	H	NC State	59 71				
				121	A	Notre Dame	68 62		117	H	Miami (FL)	69 45				

Non-Div I Games:

Virginia Tech

■ Loss,
 ■ Non-Conf, S Site,
 ■ Home
 ■ Away
 N Neutral

Average RPI Win:	317	WON-LOST	WINNING	LAST 10	STRENGTH OF	OPP. STRENGTH	TEAM	ADJ.	CONF.	ADJ CONF.
Average RPI Loss:	189	RECORD	PCT. RANK	GAMES	SCHEDULE	OF SCHEDULE	RPI	RPI	RPI	RPI
DIV. I ONLY	9- 19	278	3-7	252	341	304	304	30	30	
DIV. I NON-CONF.	3- 7	252	0	58	285	215	215	30	30	
TOTALS	RPI 1-25	RPI 26-50	W-L RECORDS	RPI 51-100	RPI 101-150	RPI 150+				
9- 19	0- 1	0- 0	OVERALL	0- 4	0- 3	9- 11				
7- 6	0- 0	0- 0	HOME	0- 1	0- 1	7- 4				
2- 13	0- 1	0- 0	AWAY	0- 3	0- 2	2- 7				
0- 0	0- 0	0- 0	NEUTRAL	0- 0	0- 0	0- 0				
3- 7	0- 1	0- 0	NON-CONFERENCE	0- 4	0- 1	3- 1				
3- 1	0- 0	0- 0	HOME	0- 1	0- 0	3- 0				
0- 6	0- 1	0- 0	AWAY	0- 3	0- 1	0- 1				
0- 0	0- 0	0- 0	NEUTRAL	0- 0	0- 0	0- 0				
6- 12	0- 0	0- 0	CONFERENCE	0- 0	0- 2	6- 10				
4- 5	0- 0	0- 0	HOME	0- 0	0- 1	4- 4				
2- 7	0- 0	0- 0	AWAY	0- 0	0- 1	2- 6				
0- 0	0- 0	0- 0	NEUTRAL	0- 0	0- 0	0- 0				

RPI 1-25				RPI 26-50				RPI 51-100				RPI 101+ Team's RPI: 304			
RPI	S	Opponent	Score	RPI	S	Opponent	Score	RPI	S	Opponent	Score	RPI	S	Opponent	Score
3	A	Maryland	56 119					52	A	Yale	68 87	111	A	Colgate	58 74
								81	H	Stony Brook	45 66	115	A	Robert Morris	47 51
								95	A	Rider	63 77	115	H	Robert Morris	35 77
								98	A	Butler	58 74	151	A	Mt. St. Mary's	63 78
												151	H	Mt. St. Mary's	52 67
												184	A	Merrimack	44 55
												261	A	Youngstown St.	42 64
												269	A	Saint Francis (PA)	50 51
												269	H	Saint Francis (PA)	55 50
												297	H	UMBC	67 60
												299	H	Sacred Heart	65 79
												302	A	Fairleigh Dickinson	53 57
												302	H	Fairleigh Dickinson	61 62
												318	H	Saint Peter's	90 89
												319	A	St. Francis Brooklyn	74 53
												319	H	St. Francis Brooklyn	74 66
												322	A	Bryant	58 45
												322	H	Bryant	53 65
												331	H	NJIT	61 59
												333	A	LIU Brooklyn	52 66
												333	H	LIU Brooklyn	63 61
												346	A	Central Conn. St.	63 66
												346	H	Central Conn. St.	63 56
LAST 10 Division I															
				322	H	Bryant	53 65					151	H	Mt. St. Mary's	52 67
				302	A	Fairleigh Dickinson	53 57					184	A	Merrimack	44 55
				333	A	LIU Brooklyn	52 66					115	H	Robert Morris	35 77
				319	A	St. Francis Brooklyn	74 53					269	H	Saint Francis (PA)	55 50
				346	H	Central Conn. St.	63 56					302	H	Fairleigh Dickinson	61 62

Non-Div I Games: Staten Island 81 57

Wagner

■ Loss,
 ■ Non-Conf,
 ■ S Site,
 ■ H Home
 ■ A Away
 N Neutral

Wake Forest

Through Games Of March 7, 2020

Average RPI Win:	145	WON-LOST	WINNING	LAST 10	STRENGTH OF	OPP. STRENGTH	TEAM	ADJ.	CONF.	ADJ CONF.
Average RPI Loss:	92	RECORD	PCT. RANK	GAMES	SCHEDULE	OF SCHEDULE	RPI	RPI	RPI	RPI
DIV. I ONLY	16- 16	175	4-6	58	68	113	113	5	5	
DIV. I NON-CONF.	7- 4	100	0	125	187	112	112	4	4	
TOTALS	RPI 1-25	RPI 26-50	W-L RECORDS	RPI 51-100	RPI 101-150	RPI 150+				
16- 16	0- 2	3- 4	OVERALL	3- 4	4- 4	6- 2				
9- 6	0- 0	0- 2	HOME	3- 1	2- 3	4- 0				
3- 9	0- 2	1- 1	AWAY	0- 3	0- 1	2- 2				
4- 1	0- 0	2- 1	NEUTRAL	0- 0	2- 0	0- 0				
7- 4	0- 0	1- 0	NON-CONFERENCE	0- 2	2- 1	4- 1				
4- 2	0- 0	0- 0	HOME	0- 1	1- 1	3- 0				
1- 2	0- 0	0- 0	AWAY	0- 1	0- 0	1- 1				
2- 0	0- 0	1- 0	NEUTRAL	0- 0	1- 0	0- 0				
9- 12	0- 2	2- 4	CONFERENCE	3- 2	2- 3	2- 1				
5- 4	0- 0	0- 2	HOME	3- 0	1- 2	1- 0				
2- 7	0- 2	1- 1	AWAY	0- 2	0- 1	1- 1				
2- 1	0- 0	1- 1	NEUTRAL	0- 0	1- 0	0- 0				

RPI S	Opponent	Score	RPI S	Opponent	Score	RPI S	Opponent	Score	RPI S	Opponent	Score	Team's RPI: 113
7	A Louisville	61 75	26	A Duke	60 58	55	A St. John's (NY)	74 82	117	A Miami (FL)	56 59	
21	A NC State	45 59	27	A Florida St.	67 78	60	A Boston College	54 67	117	H Miami (FL)	63 79	
			27	H Florida St.	65 70	61	H Charlotte	65 77	121	H Notre Dame	71 75	
			27	N Florida St.	47 76	74	H Virginia	62 56	132	H Campbell	74 46	
			38	H Virginia Tech	62 73	78	A Georgia Tech	52 62	137	H UNC Greensboro	65 67	
			38	N Virginia Tech	58 55	78	H Georgia Tech	65 60	138	N Florida	73 68	
			43	N Dayton	78 59	100	H Syracuse	65 60	150	H North Carolina	82 79	
									150	N North Carolina	83 73	
									173	A Elon	69 57	
									221	A Clemson	66 52	
									221	H Clemson	63 58	
									242	H East Carolina	76 53	
									260	H Col. of Charleston	106 50	
									274	H UNCW	65 55	
									285	A Pittsburgh	48 53	
									287	A ETSU	60 67	
LAST 10 Division I												
			27	N Florida St.	47 76	27	A Florida St.	67 78				
			38	N Virginia Tech	58 55	38	H Virginia Tech	62 73				
			150	N North Carolina	83 73	221	A Clemson	66 52				
			117	H Miami (FL)	63 79	78	A Georgia Tech	52 62				
			150	H North Carolina	82 79	121	H Notre Dame	71 75				

Non-Div I Games:

Wake Forest

■ Loss,
■ Non-Conf,
■ S Site,
■ H Home
■ A Away
N Neutral

Washington

Through Games Of March 7, 2020

Average RPI Win:	165	WON-LOST	WINNING	LAST 10	STRENGTH OF	OPP. STRENGTH	TEAM	ADJ.	CONF.	ADJ CONF.
Average RPI Loss:	71	RECORD	PCT. RANK	GAMES	SCHEDULE	OF SCHEDULE	RPI	RPI	RPI	RPI
DIV. I ONLY	13- 17	211	3-7	53	32	142	142	1	1	
DIV. I NON-CONF.	8- 3	68	0	230	226	146	146	1	1	
TOTALS	RPI 1-25	RPI 26-50	W-L RECORDS	RPI 51-100	RPI 101-150	RPI 150+				
13- 17	2- 5	0- 4	OVERALL	2- 1	3- 5	6- 2				
7- 9	1- 1	0- 2	HOME	2- 0	0- 4	4- 2				
3- 7	0- 4	0- 2	AWAY	0- 1	3- 0	0- 0				
3- 1	1- 0	0- 0	NEUTRAL	0- 0	0- 1	2- 0				
8- 3	1- 0	0- 0	NON-CONFERENCE	0- 0	1- 1	6- 2				
4- 3	0- 0	0- 0	HOME	0- 0	0- 1	4- 2				
1- 0	0- 0	0- 0	AWAY	0- 0	1- 0	0- 0				
3- 0	1- 0	0- 0	NEUTRAL	0- 0	0- 0	2- 0				
5- 14	1- 5	0- 4	CONFERENCE	2- 1	2- 4	0- 0				
3- 6	1- 1	0- 2	HOME	2- 0	0- 3	0- 0				
2- 7	0- 4	0- 2	AWAY	0- 1	2- 0	0- 0				
0- 1	0- 0	0- 0	NEUTRAL	0- 0	0- 1	0- 0				

RPI 1-25				RPI 26-50				RPI 51-100				RPI 101+ Team's RPI: 142			
RPI	S	Opponent	Score	RPI	S	Opponent	Score	RPI	S	Opponent	Score	RPI	S	Opponent	Score
2	A	Oregon	56 92	28	A	Arizona	53 64	79	A	Southern California	78 81	105	A	Washington St.	65 56
6	A	Stanford	56 77	28	H	Arizona	58 66	79	H	Southern California	75 66	105	H	Washington St.	59 66
6	H	Stanford	41 58	40	A	Arizona St.	68 72	94	H	Colorado	61 52	106	H	Utah	65 74
13	A	UCLA	80 85	40	H	Arizona St.	50 67					106	N	Utah	63 72
13	H	UCLA	74 68									114	A	San Diego	65 47
15	N	Iowa	70 63									123	A	California	67 64
19	A	Oregon St.	61 75									123	H	California	74 81
												127	H	Vanderbilt	74 76
												170	H	Tulane	62 64
												212	H	San Francisco	73 54
												214	H	Hawaii	50 62
												241	H	CSU Bakersfield	80 49
												254	N	Iona	65 34
												262	N	Howard	75 58
												306	H	Seattle U	78 46
												327	H	Weber St.	94 41
LAST 10 Division I															
106	N	Utah	63 72	40	A	Arizona St.	68 72								
2	A	Oregon	56 92	28	A	Arizona	53 64								
19	A	Oregon St.	61 75	94	H	Colorado	61 52								
13	H	UCLA	74 68	106	H	Utah	65 74								
79	H	Southern California	75 66	123	H	California	74 81								

Non-Div I Games:

Washington

■ Loss,
■ Non-Conf,
■ S Site,
■ H Home
■ A Away
N Neutral

Average RPI Win:	176	WON-LOST	WINNING	LAST 10	STRENGTH OF	OPP. STRENGTH	TEAM	ADJ.	CONF.	ADJ CONF.
Average RPI Loss:	38	RECORD	PCT. RANK	GAMES	SCHEDULE	OF SCHEDULE	RPI	RPI	RPI	RPI
DIV. I ONLY	11- 20	269	1-9	4	18	105	105	1	1	
DIV. I NON-CONF.	7- 5	131	0	16	82	63	63	1	1	
TOTALS	RPI 1-25	RPI 26-50	W-L RECORDS	RPI 51-100	RPI 101-150	RPI 150+				
11- 20	0- 11	0- 4	OVERALL	3- 2	3- 3	5- 0				
7- 8	0- 3	0- 2	HOME	2- 1	1- 2	4- 0				
3- 8	0- 4	0- 2	AWAY	1- 1	2- 1	0- 0				
1- 4	0- 4	0- 0	NEUTRAL	0- 0	0- 0	1- 0				
7- 5	0- 4	0- 0	NON-CONFERENCE	2- 0	0- 1	5- 0				
5- 1	0- 1	0- 0	HOME	1- 0	0- 0	4- 0				
1- 1	0- 0	0- 0	AWAY	1- 0	0- 1	0- 0				
1- 3	0- 3	0- 0	NEUTRAL	0- 0	0- 0	1- 0				
4- 15	0- 7	0- 4	CONFERENCE	1- 2	3- 2	0- 0				
2- 7	0- 2	0- 2	HOME	1- 1	1- 2	0- 0				
2- 7	0- 4	0- 2	AWAY	0- 1	2- 0	0- 0				
0- 1	0- 1	0- 0	NEUTRAL	0- 0	0- 0	0- 0				

RPI	S	Opponent	Score	RPI	S	Opponent	Score	RPI	S	Opponent	Score	RPI	S	Opponent	Score	Team's RPI: 105
1	N	South Carolina	53 68	28	A	Arizona	57 72	79	A	Southern California	63 74	106	H	Utah	66 78	
2	A	Oregon	57 88	28	H	Arizona	67 74	79	H	Southern California	60 66	117	A	Miami (FL)	68 74	
4	N	Baylor	66 89	40	A	Arizona St.	59 62	82	A	Boise St.	80 68	123	A	California	96 75	
6	A	Stanford	58 77	40	H	Arizona St.	56 65	93	H	BYU	67 50	123	H	California	92 66	
6	H	Stanford	49 71					94	H	Colorado	69 59	142	A	Washington	66 59	
9	H	Gonzaga	53 76									142	H	Washington	56 65	
13	A	UCLA	50 66									175	H	Pepperdine	85 48	
13	H	UCLA	62 70									233	N	Southern U.	69 54	
14	N	Indiana	44 78									256	H	UC Irvine	87 59	
19	A	Oregon St.	58 73									281	H	CSUN	71 61	
19	N	Oregon St.	55 82									329	H	Ark.-Pine Bluff	85 56	
LAST 10 Division I																
19	N	Oregon St.	55 82	28	A	Arizona	57 72									
19	A	Oregon St.	58 73	40	A	Arizona St.	59 62									
2	A	Oregon	57 88	106	H	Utah	66 78									
79	H	Southern California	60 66	94	H	Colorado	69 59									
13	H	UCLA	62 70	6	H	Stanford	49 71									

Non-Div I Games:

Washington St.

■ Loss,
■ Non-Conf,
■ S Site,
■ H Home
■ A Away
N Neutral

Average RPI Win:	285	WON-LOST	WINNING	LAST 10	STRENGTH OF	OPP. STRENGTH	TEAM	ADJ.	CONF.	ADJ CONF.
Average RPI Loss:	173	RECORD	PCT. RANK	GAMES	SCHEDULE	OF SCHEDULE	RPI	RPI	RPI	RPI
DIV. I ONLY	4- 25	330	1-9	235	204	327	327	18	18	
DIV. I NON-CONF.	2- 7	288	0	206	184	268	268	17	17	
TOTALS	RPI 1-25	RPI 26-50	W-L RECORDS	RPI 51-100	RPI 101-150	RPI 150+				
4- 25	0- 1	0- 0	OVERALL	0- 2	0- 6	4- 16				
2- 10	0- 0	0- 0	HOME	0- 1	0- 2	2- 7				
2- 15	0- 1	0- 0	AWAY	0- 1	0- 4	2- 9				
0- 0	0- 0	0- 0	NEUTRAL	0- 0	0- 0	0- 0				
2- 7	0- 1	0- 0	NON-CONFERENCE	0- 0	0- 4	2- 2				
1- 1	0- 0	0- 0	HOME	0- 0	0- 1	1- 0				
1- 6	0- 1	0- 0	AWAY	0- 0	0- 3	1- 2				
0- 0	0- 0	0- 0	NEUTRAL	0- 0	0- 0	0- 0				
2- 18	0- 0	0- 0	CONFERENCE	0- 2	0- 2	2- 14				
1- 9	0- 0	0- 0	HOME	0- 1	0- 1	1- 7				
1- 9	0- 0	0- 0	AWAY	0- 1	0- 1	1- 7				
0- 0	0- 0	0- 0	NEUTRAL	0- 0	0- 0	0- 0				

RPI 1-25				RPI 26-50				RPI 51-100				RPI 101+ Team's RPI: 327			
RPI	S	Opponent	Score	RPI	S	Opponent	Score	RPI	S	Opponent	Score	RPI	S	Opponent	Score
13	A	UCLA	45 85					67	A	Montana St.	52 81	106	A	Utah	46 75
								67	H	Montana St.	67 102	108	A	Idaho	50 70
												108	H	Idaho	57 91
												129	H	Portland	59 78
												136	A	Pacific	53 76
												142	A	Washington	41 94
												153	A	Montana	57 85
												153	H	Montana	46 78
												178	A	Southern Utah	66 82
												178	H	Southern Utah	71 87
												180	A	Northern Ariz.	61 92
												180	H	Northern Ariz.	82 88
												181	A	Idaho St.	41 55
												181	H	Idaho St.	54 65
												195	A	Portland St.	63 88
												195	H	Portland St.	57 76
												220	A	UTEP	51 70
												225	A	Northern Colo.	65 60
												225	H	Northern Colo.	65 69
												291	H	Utah Valley	72 46
												305	A	Sacramento St.	52 58
												305	H	Sacramento St.	67 91
												311	A	UC Riverside	64 54
												312	A	Eastern Wash.	53 63
												312	H	Eastern Wash.	83 77
												313	A	New Mexico St.	47 77
LAST 10 Division I															
				312	H	Eastern Wash.	83 77					67	H	Montana St.	67 102
				108	H	Idaho	57 91					153	H	Montana	46 78
				195	A	Portland St.	63 88					180	A	Northern Ariz.	61 92
				178	A	Southern Utah	66 82					305	A	Sacramento St.	52 58
				181	A	Idaho St.	41 55					225	H	Northern Colo.	65 69

Non-Div I Games:

Weber St.

West Virginia

Through Games Of March 7, 2020

Average RPI Win:	150	WON-LOST	WINNING	LAST 10	STRENGTH OF	OPP. STRENGTH	TEAM	ADJ.	CONF.	ADJ CONF.
Average RPI Loss:	47	RECORD	PCT. RANK	GAMES	SCHEDULE	OF SCHEDULE	RPI	RPI	RPI	RPI
DIV. I ONLY	17- 12	124	3-7	40	34	66	66	3	3	
DIV. I NON-CONF.	10- 1	20	0	163	167	42	42	3	3	
TOTALS	RPI 1-25	RPI 26-50	W-L RECORDS	RPI 51-100	RPI 101-150	RPI 150+				
17- 12	1- 4	2- 2	OVERALL	2- 6	5- 0	7- 0				
9- 5	0- 2	2- 0	HOME	0- 3	2- 0	5- 0				
4- 6	1- 2	0- 2	AWAY	1- 2	2- 0	0- 0				
4- 1	0- 0	0- 0	NEUTRAL	1- 1	1- 0	2- 0				
10- 1	1- 0	0- 0	NON-CONFERENCE	1- 1	1- 0	7- 0				
5- 0	0- 0	0- 0	HOME	0- 0	0- 0	5- 0				
1- 0	1- 0	0- 0	AWAY	0- 0	0- 0	0- 0				
4- 1	0- 0	0- 0	NEUTRAL	1- 1	1- 0	2- 0				
7- 11	0- 4	2- 2	CONFERENCE	1- 5	4- 0	0- 0				
4- 5	0- 2	2- 0	HOME	0- 3	2- 0	0- 0				
3- 6	0- 2	0- 2	AWAY	1- 2	2- 0	0- 0				
0- 0	0- 0	0- 0	NEUTRAL	0- 0	0- 0	0- 0				

RPI	S	Opponent	Score	RPI	S	Opponent	Score	RPI	S	Opponent	Score	RPI	S	Opponent	Score
4	A	Baylor	51 91	41	A	Texas	44 50	51	N	Creighton	75 82	101	N	Michigan St.	63 57
4	H	Baylor	39 64	41	H	Texas	68 63	59	A	Oklahoma St.	57 60	125	A	Kansas	68 49
10	A	Mississippi St.	71 65	49	A	Iowa St.	58 61	59	H	Oklahoma St.	55 57	125	H	Kansas	60 53
17	A	TCU	60 73	49	H	Iowa St.	79 71	76	A	Kansas St.	74 63	133	A	Texas Tech	71 69
17	H	TCU	63 77					76	H	Kansas St.	55 56	133	H	Texas Tech	67 60
								91	A	Oklahoma	58 68	156	N	Norfolk St.	72 55
								91	H	Oklahoma	49 73	169	H	Radford	74 37
								100	N	Syracuse	71 69	191	H	Cornell	68 62
												230	N	New Mexico	73 60
												269	H	Saint Francis (PA)	74 45
												301	H	Presbyterian	56 40
												335	H	Coppin St.	82 47
LAST 10 Division I															
17	H	TCU	63 77	41	A	Texas	44 50								
133	A	Texas Tech	71 69	133	H	Texas Tech	67 60								
49	A	Iowa St.	58 61	76	H	Kansas St.	55 56								
4	H	Baylor	39 64	59	A	Oklahoma St.	57 60								
125	H	Kansas	60 53	91	A	Oklahoma	58 68								

Non-Div I Games:

West Virginia

Loss, Non-Conf, S Site, H Home A Away N Neutral

WON-LOST				STRENGTH OF		OPP. STRENGTH		TEAM		CONF.		ADJ CONF.	
Average RPI Win:	291	WON-LOST	WINNING	LAST 10	SCHEDULE	OF SCHEDULE	RPI	ADJ. RPI	RPI	RPI	RPI	RPI	RPI
Average RPI Loss:	207	RECORD	PCT. RANK	GAMES									
DIV. I ONLY	3- 25	336	2-8	284	325	342	342	27	27				
DIV. I NON-CONF.	1- 12	335	0	209	346	334	334	21	21				
TOTALS	RPI 1-25		RPI 26-50		W-L RECORDS		RPI 51-100		RPI 101-150		RPI 150+		
3- 25	0- 0		0- 0		OVERALL		0- 1		0- 5		3- 19		
2- 12	0- 0		0- 0		HOME		0- 1		0- 2		2- 9		
1- 12	0- 0		0- 0		AWAY		0- 0		0- 3		1- 9		
0- 1	0- 0		0- 0		NEUTRAL		0- 0		0- 0		0- 1		
1- 12	0- 0		0- 0		NON-CONFERENCE		0- 1		0- 3		1- 8		
1- 6	0- 0		0- 0		HOME		0- 1		0- 1		1- 4		
0- 6	0- 0		0- 0		AWAY		0- 0		0- 2		0- 4		
0- 0	0- 0		0- 0		NEUTRAL		0- 0		0- 0		0- 0		
2- 13	0- 0		0- 0		CONFERENCE		0- 0		0- 2		2- 11		
1- 6	0- 0		0- 0		HOME		0- 0		0- 1		1- 5		
1- 6	0- 0		0- 0		AWAY		0- 0		0- 1		1- 5		
0- 1	0- 0		0- 0		NEUTRAL		0- 0		0- 0		0- 1		

[illegible]

Non-Div I Games:	Southern Wesleyan	70	37	UVa-Wise	64	55
------------------	-------------------	----	----	----------	----	----

Western Caro.

Loss, Non-Conf, S Site, H Home A Away N Neutral

RPI	S	Opponent	Score
343	H	Charleston So.	69 64

W
e
s
t
e
r
n
C
a
r
o
.

W
e
s
t
e
r
n
C
a
r
o
.

Western Caro.

RECORD 1117				THROUGH GAMES OF MARCH 7, 1910						
Average RPI Win:	267	WON-LOST	WINNING	LAST 10	STRENGTH OF	OPP. STRENGTH	TEAM	ADJ.	CONF.	ADJ CONF.
Average RPI Loss:	110	RECORD	PCT. RANK	GAMES	SCHEDULE	OF SCHEDULE	RPI	RPI	RPI	RPI
DIV. I ONLY	12- 14	198	5-5	219	166	205	205	19	19	
DIV. I NON-CONF.	3- 7	252	0	164	78	241	241	18	18	

TOTALS	RPI 1-25		RPI 26-50	W-L RECORDS		RPI 51-100	RPI 101-150		RPI 150+	
12- 14	0- 1		0- 4	OVERALL		1- 3	0- 1		11- 5	
8- 3	0- 0		0- 2	HOME		1- 1	0- 0		7- 0	
4- 9	0- 1		0- 2	AWAY		0- 2	0- 0		4- 4	
0- 2	0- 0		0- 0	NEUTRAL		0- 0	0- 1		0- 1	
3- 7	0- 1		0- 2	NON-CONFERENCE		1- 1	0- 1		2- 2	
2- 1	0- 0		0- 1	HOME		1- 0	0- 0		1- 0	
1- 4	0- 1		0- 1	AWAY		0- 1	0- 0		1- 1	
0- 2	0- 0		0- 0	NEUTRAL		0- 0	0- 1		0- 1	
9- 7	0- 0		0- 2	CONFERENCE		0- 2	0- 0		9- 3	
6- 2	0- 0		0- 1	HOME		0- 1	0- 0		6- 0	
3- 5	0- 0		0- 1	AWAY		0- 1	0- 0		3- 3	
0- 0	0- 0		0- 0	NEUTRAL		0- 0	0- 0		0- 0	

RPI 1-25				RPI 26-50				RPI 51-100				RPI 101+				Team's RPI: 205	
RPI	S	Opponent	Score	RPI	S	Opponent	Score	RPI	S	Opponent	Score	RPI	S	Opponent	Score		
25	A	Drake	75 94	32	A	South Dakota	51 88	70	A	South Dakota St.	45 75	107	N	Southern Ill.	65 79		
				32	H	South Dakota	65 96	70	H	South Dakota St.	48 89	176	A	Missouri	89 97		
				44	A	Purdue	59 66	73	A	Illinois St.	65 78	198	N	Eastern Ill.	52 60		
				50	H	Bradley	49 84	87	H	Southeast Mo. St.	97 91	211	A	Oral Roberts	60 71		
												211	H	Oral Roberts	75 61		
												218	A	North Dakota	71 77		
												218	H	North Dakota	91 74		
												227	A	Denver	78 84		
												227	H	Denver	82 75		
												267	A	North Dakota St.	79 78		
												267	H	North Dakota St.	86 79		
												276	H	Indiana St.	83 72		
												309	A	Omaha	83 69		
												309	H	Omaha	79 66		
												340	A	Purdue Fort Wayne	83 74		
												340	H	Purdue Fort Wayne	79 68		
												349	A	Chicago St.	88 78		
LAST 10 Division I																	
				227	A	Denver	78 84	340	A	Purdue Fort Wayne	83 74						
				211	A	Oral Roberts	60 71	267	H	North Dakota St.	86 79						
				309	H	Omaha	79 66	70	H	South Dakota St.	48 89						
				218	H	North Dakota	91 74	218	A	North Dakota	71 77						
				32	A	South Dakota	51 88	309	A	Omaha	83 69						

Non-Div I Games:	Culver-Stockton	82	76	Ill.-Springfield	91	51	Mo. Baptist	90	69
------------------	-----------------	----	----	------------------	----	----	-------------	----	----

Western Ill.

■ Loss, ■ Non-Conf, S Site, H Home A Away N Neutral

Average RPI Win:	179	WON-LOST	WINNING	LAST 10	STRENGTH OF	OPP. STRENGTH	TEAM	ADJ.	CONF.	ADJ CONF.
Average RPI Loss:	88	RECORD	PCT. RANK	GAMES	SCHEDULE	OF SCHEDULE	RPI	RPI	RPI	RPI
DIV. I ONLY	22- 7	38	9-1	91	102	30	30	13	13	
DIV. I NON-CONF.	8- 3	68	0	101	14	34	34	16	16	
TOTALS	RPI 1-25	RPI 26-50	W-L RECORDS	RPI 51-100	RPI 101-150	RPI 150+				
22- 7	1- 1	1- 3	OVERALL	5- 1	1- 0	14- 2				
13- 0	1- 0	1- 0	HOME	3- 0	1- 0	7- 0				
8- 7	0- 1	0- 3	AWAY	2- 1	0- 0	6- 2				
1- 0	0- 0	0- 0	NEUTRAL	0- 0	0- 0	1- 0				
8- 3	1- 1	0- 1	NON-CONFERENCE	3- 0	0- 0	4- 1				
4- 0	1- 0	0- 0	HOME	2- 0	0- 0	1- 0				
3- 3	0- 1	0- 1	AWAY	1- 0	0- 0	2- 1				
1- 0	0- 0	0- 0	NEUTRAL	0- 0	0- 0	1- 0				
14- 4	0- 0	1- 2	CONFERENCE	2- 1	1- 0	10- 1				
9- 0	0- 0	1- 0	HOME	1- 0	1- 0	6- 0				
5- 4	0- 0	0- 2	AWAY	1- 1	0- 0	4- 1				
0- 0	0- 0	0- 0	NEUTRAL	0- 0	0- 0	0- 0				

RPI 1-25				RPI 26-50				Team's RPI: 30				RPI 51-100				RPI 101+			
RPI	S	Opponent	Score	RPI	S	Opponent	Score	RPI	S	Opponent	Score	RPI	S	Opponent	Score	RPI	S	Opponent	Score
7	A	Louisville	56 75	33	A	Old Dominion	65 76	53	A	Rice	65 73	103	H	UAB	69 65				
18	H	Central Mich.	93 58	44	A	Purdue	50 67	56	H	Belmont	77 46	161	A	Samford	88 84				
				45	A	Middle Tenn.	103 108	58	A	Ball St.	91 86	199	A	Saint Mary's (CA)	73 80				
				45	H	Middle Tenn.	71 63	61	A	Charlotte	60 56	202	A	Fla. Atlantic	69 56				
								61	H	Charlotte	71 60	202	H	Fla. Atlantic	68 59				
								91	H	Oklahoma	74 63	204	A	Southern Miss.	81 65				
												208	H	Little Rock	77 58				
												220	H	UTEP	78 65				
												237	A	North Texas	54 61				
												251	A	Marshall	74 65				
												251	H	Marshall	79 65				
												259	N	Tulsa	76 63				
												263	A	Louisiana Tech	84 75				
												263	H	Louisiana Tech	71 67				
												310	H	FIU	71 51				
												321	H	UTSA	85 57				
												324	A	Mercer	75 62				
LAST 10 Division I																			
263	H	Louisiana Tech	71 67	321	H	UTSA	85 57												
61	H	Charlotte	71 60	220	H	UTEP	78 65												
45	A	Middle Tenn.	103 108	204	A	Southern Miss.	81 65												
202	A	Fla. Atlantic	69 56	263	A	Louisiana Tech	84 75												
251	H	Marshall	79 65	310	H	FIU	71 51												

Non-Div I Games:

Western Ky.

■ Loss,
 ■ Non-Conf, S Site,
 ■ Home
 ■ Away
 N Neutral

Average RPI Win:	212	WON-LOST	WINNING	LAST 10	STRENGTH OF	OPP. STRENGTH	TEAM	ADJ.	CONF.	ADJ CONF.
Average RPI Loss:	121	RECORD	PCT. RANK	GAMES	SCHEDULE	OF SCHEDULE	RPI	RPI	RPI	RPI
DIV. I ONLY	16- 12	130	6-4	202	139	143	143	10	10	
DIV. I NON-CONF.	6- 4	123	0	304	311	197	197	10	10	
TOTALS	RPI 1-25	RPI 26-50	W-L RECORDS	RPI 51-100	RPI 101-150	RPI 150+				
16- 12	0- 2	0- 1	OVERALL	1- 4	1- 0	14- 5				
8- 4	0- 1	0- 0	HOME	1- 1	1- 0	6- 2				
6- 7	0- 1	0- 1	AWAY	0- 2	0- 0	6- 3				
2- 1	0- 0	0- 0	NEUTRAL	0- 1	0- 0	2- 0				
6- 4	0- 0	0- 1	NON-CONFERENCE	0- 1	0- 0	6- 2				
2- 1	0- 0	0- 0	HOME	0- 0	0- 0	2- 1				
2- 2	0- 0	0- 1	AWAY	0- 0	0- 0	2- 1				
2- 1	0- 0	0- 0	NEUTRAL	0- 1	0- 0	2- 0				
10- 8	0- 2	0- 0	CONFERENCE	1- 3	1- 0	8- 3				
6- 3	0- 1	0- 0	HOME	1- 1	1- 0	4- 1				
4- 5	0- 1	0- 0	AWAY	0- 2	0- 0	4- 2				
0- 0	0- 0	0- 0	NEUTRAL	0- 0	0- 0	0- 0				

RPI 1-25				RPI 26-50				RPI 51-100				RPI 101+ Team's RPI: 143			
RPI	S	Opponent	Score	RPI	S	Opponent	Score	RPI	S	Opponent	Score	RPI	S	Opponent	Score
18	A	Central Mich.	60 76	34	A	Michigan	55 76	58	A	Ball St.	65 68	110	H	Buffalo	74 62
18	H	Central Mich.	70 80					58	H	Ball St.	63 64	152	A	Loyola Chicago	70 60
								81	N	Stony Brook	47 50	164	A	Akron	56 51
								85	H	Ohio	73 72	164	H	Akron	79 71
								97	A	Kent St.	63 75	174	A	Northern Ill.	68 65
												174	H	Northern Ill.	63 50
												182	A	Eastern Mich.	53 49
												182	H	Eastern Mich.	79 83
												185	A	Toledo	70 58
												185	H	Toledo	84 72
												202	H	Fla. Atlantic	79 80
												220	A	UTEP	46 76
												226	A	Miami (OH)	67 70
												227	N	Denver	79 70
												252	A	Bowling Green	63 72
												252	H	Bowling Green	69 55
												313	N	New Mexico St.	79 76
												332	H	Detroit Mercy	82 67
												341	A	UIC	80 52
												349	H	Chicago St.	90 69
LAST 10 Division I															
				58	H	Ball St.	63 64	252	H	Bowling Green	69 55				
				182	A	Eastern Mich.	53 49	174	A	Northern Ill.	68 65				
				174	H	Northern Ill.	63 50	110	H	Buffalo	74 62				
				18	A	Central Mich.	60 76	182	H	Eastern Mich.	79 83				
				185	A	Toledo	70 58	226	A	Miami (OH)	67 70				

Non-Div I Games: Kentucky St. 80 41

Western Mich.

Average RPI Win:	215	WON-LOST	WINNING	LAST 10	STRENGTH OF	OPP. STRENGTH	TEAM	ADJ.	CONF.	ADJ CONF.
Average RPI Loss:	108	RECORD	PCT. RANK	GAMES	SCHEDULE	OF SCHEDULE	RPI	RPI	RPI	RPI
DIV. I ONLY	16- 15	171	5-5	181	93	167	167	9	9	
DIV. I NON-CONF.	8- 5	117	0	178	171	135	135	9	9	
TOTALS	RPI 1-25	RPI 26-50	W-L RECORDS	RPI 51-100	RPI 101-150	RPI 150+				
16- 15	0- 2	0- 3	OVERALL	2- 4	2- 0	12- 6				
9- 6	0- 0	0- 0	HOME	1- 3	1- 0	7- 3				
5- 7	0- 2	0- 1	AWAY	0- 1	1- 0	4- 3				
2- 2	0- 0	0- 2	NEUTRAL	1- 0	0- 0	1- 0				
8- 5	0- 1	0- 1	NON-CONFERENCE	2- 2	0- 0	6- 1				
6- 1	0- 0	0- 0	HOME	1- 1	0- 0	5- 0				
1- 3	0- 1	0- 0	AWAY	0- 1	0- 0	1- 1				
1- 1	0- 0	0- 1	NEUTRAL	1- 0	0- 0	0- 0				
8- 10	0- 1	0- 2	CONFERENCE	0- 2	2- 0	6- 5				
3- 5	0- 0	0- 0	HOME	0- 2	1- 0	2- 3				
4- 4	0- 1	0- 1	AWAY	0- 0	1- 0	3- 2				
1- 1	0- 0	0- 1	NEUTRAL	0- 0	0- 0	1- 0				

RPI	S	Opponent	Score	RPI	S	Opponent	Score	RPI	S	Opponent	Score	RPI	S	Opponent	Score	Team's RPI: 167
5	A	UConn	55 83	35	A	UCF	50 95	51	A	Creighton	46 56	116	A	Temple	85 75	
8	A	Missouri St.	55 68	35	N	UCF	32 65	62	H	South Fla.	50 56	116	H	Temple	72 70	
				38	N	Virginia Tech	63 84	67	N	Montana St.	66 64	170	A	Tulane	69 68	
								68	H	UNI	50 61	170	H	Tulane	56 61	
								72	H	Cincinnati	54 75	182	H	Eastern Mich.	63 52	
								91	H	Oklahoma	88 83	196	H	Memphis	60 69	
												211	A	Oral Roberts	66 79	
												215	A	Houston	56 64	
												215	N	Houston	72 64	
												229	A	SMU	44 64	
												229	H	SMU	67 72	
												233	H	Southern U.	69 63	
												242	A	East Carolina	61 53	
												242	H	East Carolina	57 55	
												259	A	Tulsa	70 61	
												259	H	Tulsa	57 46	
												263	A	Louisiana Tech	88 80	
												315	H	Houston Baptist	59 42	
												329	H	Ark.-Pine Bluff	100 50	
												344	H	Grambling	77 65	
LAST 10 Division I																
				35	N	UCF	32 65	229	H	SMU	67 72					
				215	N	Houston	72 64	170	A	Tulane	69 68					
				35	A	UCF	50 95	196	H	Memphis	60 69					
				72	H	Cincinnati	54 75	116	A	Temple	85 75					
				259	A	Tulsa	70 61	242	H	East Carolina	57 55					

Non-Div I Games:

Wichita St.

■ Loss,
 ■ Non-Conf,
 ■ S Site,
 ■ Home
 ■ A Away
 N Neutral

William & Mary

Through Games Of March 7, 2020

Average RPI Win:	230	WON-LOST	WINNING	LAST 10	STRENGTH OF	OPP. STRENGTH	TEAM	ADJ.	CONF.	ADJ CONF.
Average RPI Loss:	89	RECORD	PCT. RANK	GAMES	SCHEDULE	OF SCHEDULE	RPI	RPI	RPI	RPI
DIV. I ONLY	21- 8	49	8-2	257	140	104	104	14	14	
DIV. I NON-CONF.	9- 2	37	0	298	177	103	103	13	13	
TOTALS	RPI 1-25	RPI 26-50	W-L RECORDS	RPI 51-100	RPI 101-150	RPI 150+				
21- 8	0- 0	0- 5	OVERALL	1- 0	2- 2	18- 1				
10- 4	0- 0	0- 3	HOME	0- 0	1- 0	9- 1				
11- 4	0- 0	0- 2	AWAY	1- 0	1- 2	9- 0				
0- 0	0- 0	0- 0	NEUTRAL	0- 0	0- 0	0- 0				
9- 2	0- 0	0- 1	NON-CONFERENCE	1- 0	1- 1	7- 0				
4- 1	0- 0	0- 1	HOME	0- 0	0- 0	4- 0				
5- 1	0- 0	0- 0	AWAY	1- 0	1- 1	3- 0				
0- 0	0- 0	0- 0	NEUTRAL	0- 0	0- 0	0- 0				
12- 6	0- 0	0- 4	CONFERENCE	0- 0	1- 1	11- 1				
6- 3	0- 0	0- 2	HOME	0- 0	1- 0	5- 1				
6- 3	0- 0	0- 2	AWAY	0- 0	0- 1	6- 0				
0- 0	0- 0	0- 0	NEUTRAL	0- 0	0- 0	0- 0				

RPI 1-25				RPI 26-50				RPI 51-100				RPI 101+				Team's RPI: 104	
RPI	S	Opponent	Score	RPI	S	Opponent	Score	RPI	S	Opponent	Score	RPI	S	Opponent	Score		
				29	A	James Madison	70 84	88	A	VCU	69 55	124	A	Richmond	73 76		
				29	H	James Madison	53 67					144	A	George Washington	63 51		
				33	H	Old Dominion	58 69					147	A	Northeastern	55 61		
				39	A	Drexel	74 84					147	H	Northeastern	80 64		
				39	H	Drexel	54 61					156	H	Norfolk St.	65 56		
												173	A	Elon	84 77		
												173	H	Elon	74 61		
												186	A	Delaware	78 60		
												186	H	Delaware	68 58		
												193	A	Towson	83 75		
												193	H	Towson	66 62		
												242	A	East Carolina	78 68		
												260	A	Col. of Charleston	80 74		
												260	H	Col. of Charleston	85 60		
												273	A	Army West Point	77 65		
												274	A	UNCW	63 55		
												274	H	UNCW	55 72		
												277	A	Delaware St.	73 52		
												297	H	UMBC	76 48		
												317	H	UMES	78 50		
												328	A	Hofstra	66 53		
												328	H	Hofstra	71 42		
												345	H	Hartford	61 44		
LAST 10 Division I																	
				29	H	James Madison	53 67	328	H	Hofstra	71 42						
				193	H	Towson	66 62	147	H	Northeastern	80 64						
				173	H	Elon	74 61	274	A	UNCW	63 55						
				186	A	Delaware	78 60	260	A	Col. of Charleston	80 74						
				39	A	Drexel	74 84	173	A	Elon	84 77						

Non-Div I Games:

William & Mary

Loss, Non-Conf, S Site, H Home A Away N Neutral

Winthrop

Through Games Of March 7, 2020

Average RPI Win:	280	WON-LOST	WINNING	LAST 10	STRENGTH OF	OPP. STRENGTH	TEAM	ADJ.	CONF.	ADJ CONF.
Average RPI Loss:	195	RECORD	PCT. RANK	GAMES	SCHEDULE	OF SCHEDULE	RPI	RPI	RPI	RPI
DIV. I ONLY	11- 18	248	2-8	291	315	282	282	25	25	
DIV. I NON-CONF.	3- 6	235	0	299	298	279	279	28	28	
TOTALS	RPI 1-25	RPI 26-50	W-L RECORDS	RPI 51-100	RPI 101-150	RPI 150+				
11- 18	0- 1	0- 1	OVERALL	0- 0	1- 3	10- 13				
5- 8	0- 0	0- 0	HOME	0- 0	1- 1	4- 7				
6- 9	0- 1	0- 1	AWAY	0- 0	0- 2	6- 5				
0- 1	0- 0	0- 0	NEUTRAL	0- 0	0- 0	0- 1				
3- 6	0- 1	0- 1	NON-CONFERENCE	0- 0	0- 0	3- 4				
0- 3	0- 0	0- 0	HOME	0- 0	0- 0	0- 3				
3- 2	0- 1	0- 1	AWAY	0- 0	0- 0	3- 0				
0- 1	0- 0	0- 0	NEUTRAL	0- 0	0- 0	0- 1				
8- 12	0- 0	0- 0	CONFERENCE	0- 0	1- 3	7- 9				
5- 5	0- 0	0- 0	HOME	0- 0	1- 1	4- 4				
3- 7	0- 0	0- 0	AWAY	0- 0	0- 2	3- 5				
0- 0	0- 0	0- 0	NEUTRAL	0- 0	0- 0	0- 0				

RPI 1-25				RPI 26-50				RPI 51-100				RPI 101+ Team's RPI: 282			
RPI	S	Opponent	Score	RPI	S	Opponent	Score	RPI	S	Opponent	Score	RPI	S	Opponent	Score
23	A	Kentucky	36 91	33	A	Old Dominion	44 68					132	A	Campbell	47 63
												132	H	Campbell	58 61
												140	A	Hampton	48 62
												140	H	Hampton	72 66
												157	A	Gardner-Webb	59 71
												157	H	Gardner-Webb	49 54
												169	A	Radford	53 54
												169	H	Radford	50 56
												177	A	High Point	61 94
												177	H	High Point	69 63
												254	H	Iona	61 68
												257	A	UNC Asheville	55 65
												257	H	UNC Asheville	43 50
												260	H	Col. of Charleston	73 84
												270	N	Wofford	59 60
												272	A	Longwood	63 60
												272	H	Longwood	74 63
												274	A	UNCW	75 63
												288	H	Ga. Southern	47 91
												295	A	N.C. Central	56 46
												301	A	Presbyterian	54 88
												301	H	Presbyterian	61 54
												325	A	USC Upstate	52 38
												325	H	USC Upstate	59 66
												342	A	Western Caro.	63 60
												343	A	Charleston So.	58 53
LAST 10 Division I															
				325	H	USC Upstate	59 66					132	H	Campbell	58 61
				301	A	Presbyterian	54 88					257	A	UNC Asheville	55 65
				169	H	Radford	50 56					140	A	Hampton	48 62
				272	A	Longwood	63 60					343	H	Charleston So.	56 46
				157	H	Gardner-Webb	49 54					177	A	High Point	61 94

Non-Div I Games:

Winthrop

■ Loss,
 ■ Non-Conf,
 ■ S Site,
 ■ Home
 ■ A Away
 N Neutral

W
i
n
t
h
r
o
p

Winthrop
RPI S Opponent Score

Through Games Of March 7, 2020

RPI	S	Opponent	Score
343	H	Charleston So.	56 46

W
i
n
t
h
r
o
p

Winthrop

Average RPI Win:	207	WON-LOST	WINNING	LAST 10	STRENGTH OF	OPP. STRENGTH	TEAM	ADJ.	CONF.	ADJ CONF.
Average RPI Loss:	48	RECORD	PCT. RANK	GAMES	SCHEDULE	OF SCHEDULE	RPI	RPI	RPI	RPI
DIV. I ONLY	12- 19	241	2-8	45	53	149	149	2	2	
DIV. I NON-CONF.	8- 3	68	0	150	248	79	79	2	2	
TOTALS	RPI 1-25	RPI 26-50	W-L RECORDS	RPI 51-100	RPI 101-150	RPI 150+				
12- 19	0- 6	0- 7	OVERALL	2- 5	1- 1	9- 0				
7- 8	0- 3	0- 3	HOME	0- 2	1- 0	6- 0				
3- 9	0- 3	0- 2	AWAY	1- 3	0- 1	2- 0				
2- 2	0- 0	0- 2	NEUTRAL	1- 0	0- 0	1- 0				
8- 3	0- 0	0- 1	NON-CONFERENCE	1- 2	1- 0	6- 0				
6- 0	0- 0	0- 0	HOME	0- 0	1- 0	5- 0				
1- 2	0- 0	0- 0	AWAY	0- 2	0- 0	1- 0				
1- 1	0- 0	0- 1	NEUTRAL	1- 0	0- 0	0- 0				
4- 16	0- 6	0- 6	CONFERENCE	1- 3	0- 1	3- 0				
1- 8	0- 3	0- 3	HOME	0- 2	0- 0	1- 0				
2- 7	0- 3	0- 2	AWAY	1- 1	0- 1	1- 0				
1- 1	0- 0	0- 1	NEUTRAL	0- 0	0- 0	1- 0				

RPI	S	Opponent	Score	RPI	S	Opponent	Score	RPI	S	Opponent	Score	RPI	S	Opponent	Score	Team's RPI: 149
3	H	Maryland	56 85	31	N	Arkansas	64 68	58	N	Ball St.	67 56	101	A	Michigan St.	52 69	
12	H	Northwestern	66 82	34	H	Michigan	56 68	78	A	Georgia Tech	41 60	126	H	North Florida	75 62	
14	A	Indiana	65 75	44	A	Purdue	61 72	90	A	Nebraska	50 65	198	H	Eastern Ill.	63 55	
15	A	Iowa	71 97	44	H	Purdue	59 62	90	H	Nebraska	71 72	203	A	Illinois	73 64	
15	H	Iowa	78 85	47	A	Rutgers	43 63	92	A	Minnesota	72 62	203	N	Illinois	71 55	
16	A	Ohio St.	74 82	47	H	Rutgers	61 64	92	H	Minnesota	64 73	216	H	Milwaukee	71 40	
				47	N	Rutgers	55 63	94	A	Colorado	57 74	219	H	Penn St.	71 65	
												267	A	North Dakota St.	64 63	
												270	H	Wofford	78 65	
												303	H	Prairie View	68 42	
												326	H	Alabama St.	85 67	
LAST 10 Division I																
				47	N	Rutgers	55 63	15	A	Iowa	71 97					
				203	N	Illinois	71 55	44	H	Purdue	59 62					
				47	A	Rutgers	43 63	16	A	Ohio St.	74 82					
				12	H	Northwestern	66 82	92	H	Minnesota	64 73					
				3	H	Maryland	56 85	203	A	Illinois	73 64					

Non-Div I Games:

Wisconsin

■ Loss,
■ Non-Conf,
■ S Site,
■ H Home
■ A Away
N Neutral

Wofford

Through Games Of March 7, 2020

Average RPI Win: 266	WON-LOST	WINNING	LAST 10	STRENGTH OF	OPP. STRENGTH	TEAM	ADJ.	CONF.	ADJ CONF.
Average RPI Loss: 183	RECORD	PCT. RANK	GAMES	SCHEDULE	OF SCHEDULE	RPI	RPI	RPI	RPI
DIV. I ONLY	12- 15	208	5-5	299	284	270	270	27	27
DIV. I NON-CONF.	4- 8	235	0	222	295	285	285	21	21
TOTALS	RPI 1-25	RPI 26-50	W-L RECORDS	RPI 51-100	RPI 101-150	RPI 150+			
12- 15	0- 0	0- 0	OVERALL	0- 1	1- 4	11- 10			
8- 5	0- 0	0- 0	HOME	0- 1	1- 0	7- 4			
3- 9	0- 0	0- 0	AWAY	0- 0	0- 4	3- 5			
1- 1	0- 0	0- 0	NEUTRAL	0- 0	0- 0	1- 1			
4- 8	0- 0	0- 0	NON-CONFERENCE	0- 1	0- 3	4- 4			
3- 3	0- 0	0- 0	HOME	0- 1	0- 0	3- 2			
0- 5	0- 0	0- 0	AWAY	0- 0	0- 3	0- 2			
1- 0	0- 0	0- 0	NEUTRAL	0- 0	0- 0	1- 0			
8- 7	0- 0	0- 0	CONFERENCE	0- 0	1- 1	7- 6			
5- 2	0- 0	0- 0	HOME	0- 0	1- 0	4- 2			
3- 4	0- 0	0- 0	AWAY	0- 0	0- 1	3- 3			
0- 1	0- 0	0- 0	NEUTRAL	0- 0	0- 0	0- 1			

RPI S	Opponent	Score	RPI S	Opponent	Score	RPI S	Opponent	Score	RPI S	Opponent	Score	Team's RPI: 270
						96 H	Coastal Caro.	73 78	112 A	Auburn	82 84	
									125 A	Kansas	64 83	
									137 A	UNC Greensboro	45 49	
									137 H	UNC Greensboro	66 61	
									149 A	Wisconsin	65 78	
									157 A	Gardner-Webb	53 67	
									161 A	Samford	69 63	
									161 H	Samford	58 74	
									179 A	Northern Ky.	72 80	
									197 A	Furman	56 62	
									197 H	Furman	66 62	
									197 N	Furman	54 68	
									207 A	Chattanooga	76 80	
									207 H	Chattanooga	49 51	
									213 H	Appalachian St.	51 54	
									257 H	UNC Asheville	75 38	
									272 H	Longwood	79 76	
									282 N	Winthrop	60 59	
									287 A	ETSU	76 47	
									287 H	ETSU	86 62	
									288 H	Ga. Southern	57 70	
									301 H	Presbyterian	67 60	
									324 A	Mercer	53 54	
									324 H	Mercer	77 49	
									342 A	Western Caro.	65 58	
									342 H	Western Caro.	76 63	
LAST 10 Division I												
			197 N	Furman	54 68		287 H	ETSU	86 62			
			197 A	Furman	56 62		161 A	Samford	69 63			
			342 A	Western Caro.	65 58		324 A	Mercer	53 54			
			137 A	UNC Greensboro	45 49		197 H	Furman	66 62			
			207 H	Chattanooga	49 51		137 H	UNC Greensboro	66 61			

Non-Div I Games: Brevard 82 34 Erskine 100 38 UNKNOWN 89 38

Wofford

Loss, Non-Conf, S Site, H Home A Away N Neutral

Average RPI Win:	258	WON-LOST	WINNING	LAST 10	STRENGTH OF	OPP. STRENGTH	TEAM	ADJ.	CONF.	ADJ CONF.
Average RPI Loss:	132	RECORD	PCT. RANK	GAMES	SCHEDULE	OF SCHEDULE	RPI	RPI	RPI	RPI
DIV. I ONLY	18- 12	117	7-3	250	236	165	165	22	22	
DIV. I NON-CONF.	4- 6	212	0	208	65	194	194	22	22	
TOTALS	RPI 1-25	RPI 26-50	W-L RECORDS	RPI 51-100	RPI 101-150	RPI 150+				
18- 12	0- 0	0- 2	OVERALL	0- 3	1- 3	17- 4				
8- 5	0- 0	0- 0	HOME	0- 2	0- 1	8- 2				
9- 5	0- 0	0- 2	AWAY	0- 1	1- 1	8- 1				
1- 2	0- 0	0- 0	NEUTRAL	0- 0	0- 1	1- 1				
4- 6	0- 0	0- 2	NON-CONFERENCE	0- 1	0- 2	4- 1				
1- 1	0- 0	0- 0	HOME	0- 1	0- 0	1- 0				
2- 3	0- 0	0- 2	AWAY	0- 0	0- 1	2- 0				
1- 2	0- 0	0- 0	NEUTRAL	0- 0	0- 1	1- 1				
14- 6	0- 0	0- 0	CONFERENCE	0- 2	1- 1	13- 3				
7- 4	0- 0	0- 0	HOME	0- 1	0- 1	7- 2				
7- 2	0- 0	0- 0	AWAY	0- 1	1- 0	6- 1				
0- 0	0- 0	0- 0	NEUTRAL	0- 0	0- 0	0- 0				

RPI S	Opponent	Score	RPI S	Opponent	Score	RPI S	Opponent	Score	RPI S	Opponent	Score	Team's RPI: 165
35	A UCF	53 69	77	A IUPUI	60 80	102	A UT Arlington	62 68				
49	A Iowa St.	71 79	77	H IUPUI	58 62	119	A Green Bay	70 58				
			86	H Abilene Christian	64 83	119	H Green Bay	59 68				
						125	N Kansas	63 74				
						179	A Northern Ky.	63 55				
						179	H Northern Ky.	79 69				
						189	A Cleveland St.	75 73				
						189	H Cleveland St.	52 63				
						189	H Cleveland St.	78 62				
						216	A Milwaukee	58 60				
						216	H Milwaukee	67 77				
						229	A SMU	69 61				
						241	H CSU Bakersfield	65 60				
						261	A Youngstown St.	67 54				
						261	H Youngstown St.	91 41				
						266	A Xavier	86 74				
						279	N Loyola Maryland	66 51				
						286	A Oakland	77 60				
						286	H Oakland	85 66				
						296	N St. Bonaventure	56 57				
						332	A Detroit Mercy	66 58				
						332	H Detroit Mercy	67 61				
						341	A UIC	58 43				
						341	H UIC	79 55				
						341	H UIC	83 47				
LAST 10 Division I												
189	H Cleveland St.	52 63	341	H UIC	79 55							
341	H UIC	83 47	77	H IUPUI	58 62							
332	A Detroit Mercy	66 58	189	A Cleveland St.	75 73							
286	A Oakland	77 60	261	A Youngstown St.	67 54							
179	H Northern Ky.	79 69	216	H Milwaukee	67 77							

Non-Div I Games: Marian (IN) 64 60

Wright St.

■ Loss,
 ■ Non-Conf,
 ■ S Site,
 ■ H Home
 ■ A Away
 N Neutral

Wyoming

Through Games Of March 7, 2020

Average RPI Win:	233	WON-LOST	WINNING	LAST 10	STRENGTH OF	OPP. STRENGTH	TEAM	ADJ.	CONF.	ADJ CONF.
Average RPI Loss:	153	RECORD	PCT. RANK	GAMES	SCHEDULE	OF SCHEDULE	RPI	RPI	RPI	RPI
DIV. I ONLY	16- 12	130	7-3	210	200	162	162	17	17	
DIV. I NON-CONF.	3- 5	224	0	218	211	262	262	20	20	
TOTALS	RPI 1-25	RPI 26-50	W-L RECORDS	RPI 51-100	RPI 101-150	RPI 150+				
16- 12	0- 1	0- 0	OVERALL	2- 5	1- 0	13- 6				
9- 5	0- 1	0- 0	HOME	2- 1	1- 0	6- 3				
6- 6	0- 0	0- 0	AWAY	0- 3	0- 0	6- 3				
1- 1	0- 0	0- 0	NEUTRAL	0- 1	0- 0	1- 0				
3- 5	0- 1	0- 0	NON-CONFERENCE	0- 2	0- 0	3- 2				
2- 3	0- 1	0- 0	HOME	0- 1	0- 0	2- 1				
1- 2	0- 0	0- 0	AWAY	0- 1	0- 0	1- 1				
0- 0	0- 0	0- 0	NEUTRAL	0- 0	0- 0	0- 0				
13- 7	0- 0	0- 0	CONFERENCE	2- 3	1- 0	10- 4				
7- 2	0- 0	0- 0	HOME	2- 0	1- 0	4- 2				
5- 4	0- 0	0- 0	AWAY	0- 2	0- 0	5- 2				
1- 1	0- 0	0- 0	NEUTRAL	0- 1	0- 0	1- 0				

RPI 1-25				RPI 26-50				RPI 51-100				RPI 101+ Team's RPI: 162			
RPI	S	Opponent	Score	RPI	S	Opponent	Score	RPI	S	Opponent	Score	RPI	S	Opponent	Score
9	H	Gonzaga	54 65					69	A	Fresno St.	59 89	145	H	San Jose St.	80 45
								69	H	Fresno St.	64 55	199	H	Saint Mary's (CA)	69 67
								70	A	South Dakota St.	40 67	217	A	UNLV	53 65
								82	A	Boise St.	48 67	225	H	Northern Colo.	44 46
								82	H	Boise St.	73 68	227	A	Denver	57 71
								82	N	Boise St.	71 79	230	A	New Mexico	73 66
								94	H	Colorado	56 66	230	H	New Mexico	71 74
												235	A	Nevada	84 79
												235	H	Nevada	83 59
												244	A	San Diego St.	60 67
												244	H	San Diego St.	81 67
												267	A	North Dakota St.	66 57
												271	A	Air Force	65 63
												271	H	Air Force	68 52
												280	A	Utah St.	65 54
												280	H	Utah St.	64 45
												280	N	Utah St.	64 59
												292	A	Colorado St.	43 40
												292	H	Colorado St.	49 56
												351	H	Mississippi Val.	95 22
LAST 10 Division I															
				82	N	Boise St.	71 79	280	H	Utah St.	64 45				
				280	N	Utah St.	64 59	292	A	Colorado St.	43 40				
				69	H	Fresno St.	64 55	230	H	New Mexico	71 74				
				235	A	Nevada	84 79	82	A	Boise St.	48 67				
				271	H	Air Force	68 52	145	H	San Jose St.	80 45				

Non-Div I Games: Colo. Christian 70 31

Wyoming

■ Loss,
 ■ Non-Conf, S Site,
 ■ Home
 ■ Away
 N Neutral

Average RPI Win: 184	WON-LOST	WINNING	LAST 10	STRENGTH OF	OPP. STRENGTH	TEAM	ADJ.	CONF.	ADJ CONF.
Average RPI Loss: 91	RECORD	PCT. RANK	GAMES	SCHEDULE	OF SCHEDULE	RPI	RPI	RPI	RPI
DIV. I ONLY	3- 27	343	1-9	30	77	266	266	6	6
DIV. I NON-CONF.	1- 10	329	0	32	138	257	257	6	6
TOTALS	RPI 1-25	RPI 26-50	W-L RECORDS	RPI 51-100	RPI 101-150	RPI 150+			
3- 27	0- 5	0- 0	OVERALL	0- 15	1- 3	2- 4			
2- 12	0- 2	0- 0	HOME	0- 7	1- 0	1- 3			
1- 12	0- 2	0- 0	AWAY	0- 7	0- 2	1- 1			
0- 3	0- 1	0- 0	NEUTRAL	0- 1	0- 1	0- 0			
1- 10	0- 1	0- 0	NON-CONFERENCE	0- 4	1- 3	0- 2			
1- 4	0- 0	0- 0	HOME	0- 2	1- 0	0- 2			
0- 4	0- 0	0- 0	AWAY	0- 2	0- 2	0- 0			
0- 2	0- 1	0- 0	NEUTRAL	0- 0	0- 1	0- 0			
2- 17	0- 4	0- 0	CONFERENCE	0- 11	0- 0	2- 2			
1- 8	0- 2	0- 0	HOME	0- 5	0- 0	1- 1			
1- 8	0- 2	0- 0	AWAY	0- 5	0- 0	1- 1			
0- 1	0- 0	0- 0	NEUTRAL	0- 1	0- 0	0- 0			

RPI 1-25				RPI 26-50				RPI 51-100				RPI 101+ Team's RPI: 266			
RPI	S	Opponent	Score	RPI	S	Opponent	Score	RPI	S	Opponent	Score	RPI	S	Opponent	Score
12	N	Northwestern	59 79					51	A	Creighton	55 62	106	H	Utah	70 63
22	A	DePaul	65 97					51	H	Creighton	62 76	115	A	Robert Morris	57 71
22	H	DePaul	68 91					55	A	St. John's (NY)	37 74	116	A	Temple	65 78
24	A	Marquette	48 61					55	H	St. John's (NY)	67 75	138	N	Florida	64 67
24	H	Marquette	60 80					58	A	Ball St.	49 70	165	H	Wright St.	74 86
								64	A	Seton Hall	59 69	187	A	Providence	48 60
								64	H	Seton Hall	61 83	187	H	Providence	61 42
								72	H	Cincinnati	78 85	258	A	Georgetown	85 64
								79	A	Villanova	54 66	258	H	Georgetown	50 63
								79	H	Villanova	54 55	290	H	Eastern Ky.	55 56
								79	N	Villanova	56 64				
								94	H	Colorado	53 62				
								95	A	Rider	57 64				
								98	A	Butler	61 63				
								98	H	Butler	70 78				
LAST 10 Division I															
		79 N Villanova	56 64			22 A DePaul	65 97								
		55 A St. John's (NY)	37 74			24 A Marquette	48 61								
		64 A Seton Hall	59 69			258 H Georgetown	50 63								
		51 H Creighton	62 76			79 H Villanova	54 55								
		187 H Providence	61 42			98 A Butler	61 63								

Non-Div I Games:

Xavier

Average RPI Win:	190	WON-LOST	WINNING	LAST 10	STRENGTH OF	OPP. STRENGTH	TEAM	ADJ.	CONF.	ADJ CONF.
Average RPI Loss:	62	RECORD	PCT. RANK	GAMES	SCHEDULE	OF SCHEDULE	RPI	RPI	RPI	RPI
DIV. I ONLY	19- 8	59	5-5	77	126	52	52	7	7	
DIV. I NON-CONF.	10- 3	57	0	155	222	61	61	8	8	
TOTALS	RPI 1-25	RPI 26-50	W-L RECORDS	RPI 51-100	RPI 101-150	RPI 150+				
19- 8	0- 3	0- 0	OVERALL	2- 2	4- 3	13- 0				
9- 4	0- 1	0- 0	HOME	0- 2	1- 1	8- 0				
9- 4	0- 2	0- 0	AWAY	1- 0	3- 2	5- 0				
1- 0	0- 0	0- 0	NEUTRAL	1- 0	0- 0	0- 0				
10- 3	0- 1	0- 0	NON-CONFERENCE	1- 1	2- 1	7- 0				
5- 1	0- 0	0- 0	HOME	0- 1	0- 0	5- 0				
4- 2	0- 1	0- 0	AWAY	0- 0	2- 1	2- 0				
1- 0	0- 0	0- 0	NEUTRAL	1- 0	0- 0	0- 0				
9- 5	0- 2	0- 0	CONFERENCE	1- 1	2- 2	6- 0				
4- 3	0- 1	0- 0	HOME	0- 1	1- 1	3- 0				
5- 2	0- 1	0- 0	AWAY	1- 0	1- 1	3- 0				
0- 0	0- 0	0- 0	NEUTRAL	0- 0	0- 0	0- 0				

RPI 1-25				RPI 26-50				RPI 51-100 Team's RPI: 52				RPI 101+			
RPI	S	Opponent	Score	RPI	S	Opponent	Score	RPI	S	Opponent	Score	RPI	S	Opponent	Score
11	A	Princeton	49 64					55	H	St. John's (NY)	66 80	111	A	Colgate	67 70
11	H	Princeton	39 55					57	A	Penn	71 54	118	A	Columbia	85 60
13	A	UCLA	65 100					57	H	Penn	51 53	118	H	Columbia	65 74
								69	N	Fresno St.	87 67	120	A	Harvard	57 66
												120	H	Harvard	60 58
												147	A	Northeastern	78 63
												150	A	North Carolina	66 63
												166	A	Dartmouth	67 47
												166	H	Dartmouth	60 42
												183	H	Quinnipiac	63 59
												187	H	Providence	82 79
												191	A	Cornell	74 67
												191	H	Cornell	65 51
												209	A	UMass Lowell	67 59
												222	A	Brown	73 40
												222	H	Brown	79 72
												294	A	LMU (CA)	81 65
												299	H	Sacred Heart	87 40
												304	H	Wagner	87 68
												324	H	Mercer	68 60
LAST 10 Division I															
120	H	Harvard	60 58	191	H	Cornell	65 51								
166	H	Dartmouth	60 42	57	H	Penn	51 53								
11	A	Princeton	49 64	11	H	Princeton	39 55								
57	A	Penn	71 54	166	A	Dartmouth	67 47								
118	H	Columbia	65 74	120	A	Harvard	57 66								

Non-Div I Games:

Yale

■ Loss,
 ■ Non-Conf,
 ■ S Site,
 ■ H Home
 ■ A Away
 N Neutral

Average RPI Win:	267	WON-LOST	WINNING	LAST 10	STRENGTH OF	OPP. STRENGTH	TEAM	ADJ.	CONF.	ADJ CONF.
Average RPI Loss:	166	RECORD	PCT. RANK	GAMES	SCHEDULE	OF SCHEDULE	RPI	RPI	RPI	RPI
DIV. I ONLY	11- 17	237	2-8	232	288	261	261	22	22	
DIV. I NON-CONF.	5- 4	140	0	207	256	149	149	22	22	
TOTALS	RPI 1-25	RPI 26-50	W-L RECORDS	RPI 51-100	RPI 101-150	RPI 150+				
11- 17	0- 1	0- 0	OVERALL	1- 2	0- 3	10- 11				
7- 6	0- 0	0- 0	HOME	1- 1	0- 1	6- 4				
4- 11	0- 1	0- 0	AWAY	0- 1	0- 2	4- 7				
0- 0	0- 0	0- 0	NEUTRAL	0- 0	0- 0	0- 0				
5- 4	0- 1	0- 0	NON-CONFERENCE	0- 1	0- 1	5- 1				
3- 1	0- 0	0- 0	HOME	0- 1	0- 0	3- 0				
2- 3	0- 1	0- 0	AWAY	0- 0	0- 1	2- 1				
0- 0	0- 0	0- 0	NEUTRAL	0- 0	0- 0	0- 0				
6- 13	0- 0	0- 0	CONFERENCE	1- 1	0- 2	5- 10				
4- 5	0- 0	0- 0	HOME	1- 0	0- 1	3- 4				
2- 8	0- 0	0- 0	AWAY	0- 1	0- 1	2- 6				
0- 0	0- 0	0- 0	NEUTRAL	0- 0	0- 0	0- 0				

RPI S	Opponent	Score	RPI S	Opponent	Score	RPI S	Opponent	Score	RPI S	Opponent	Score	Team's RPI: 261
14	A Indiana	56 93				77	A IUPUI	69 77	115	A Robert Morris	43 58	
						77	H IUPUI	75 73	119	A Green Bay	51 71	
						97	H Kent St.	73 82	119	H Green Bay	63 70	
									164	A Akron	62 91	
									165	A Wright St.	41 91	
									165	H Wright St.	54 67	
									179	A Northern Ky.	56 75	
									179	H Northern Ky.	55 59	
									182	H Eastern Mich.	79 77	
									189	A Cleveland St.	48 84	
									189	A Cleveland St.	52 60	
									189	H Cleveland St.	84 72	
									216	A Milwaukee	54 59	
									216	H Milwaukee	62 74	
									269	A Saint Francis (PA)	56 46	
									286	A Oakland	79 74	
									286	H Oakland	73 86	
									290	A Eastern Ky.	72 63	
									304	H Wagner	64 42	
									332	A Detroit Mercy	62 47	
									332	H Detroit Mercy	72 66	
									337	H Canisius	87 59	
									341	A UIC	53 59	
									341	H UIC	77 65	
LAST 10 Division I												
189	A Cleveland St.	48 84	189	H Cleveland St.	84 72							
119	A Green Bay	51 71	179	H Northern Ky.	55 59							
216	A Milwaukee	54 59	165	H Wright St.	54 67							
286	H Oakland	73 86	77	A IUPUI	69 77							
332	H Detroit Mercy	72 66	341	A UIC	53 59							

Non-Div I Games: Lake Erie 83 48 Muskingum 92 46

Youngstown St.

Loss, Non-Conf, S Site, H Home A Away N Neutral