

Average RPI	Win: 295	WON-LOST RECORD	WINNING PCT. RANK	LAST 10 GAMES	STRENGTH OF SCHEDULE	OPP. STRENGTH OF SCHEDULE	TEAM RPI	ADJ. RPI	CONF. RPI	ADJ CONF. RPI
Average RPI	Loss: 179									
DIV. I ONLY	14- 11	136	7- 3	325	340	223	223	26	26	
DIV. I NON-CONF.	3- 4	209	0- 0	216	349	236	236	26	26	

TOTALS	RPI 1-25	RPI 26-50	W-L RECORDS	RPI 51-100	RPI 101-999	RPI 201+				
14- 11	0- 0	0- 0	OVERALL	0- 2	14- 9	14- 5				
8- 3	0- 0	0- 0	HOME	0- 1	8- 2	8- 0				
4- 8	0- 0	0- 0	AWAY	0- 0	4- 1	4- 1				
2- 0	0- 0	0- 0	NEUTRAL	0- 0	2- 0	2- 0				
3- 4	0- 0	0- 0	NON-CONFERENCE	0- 0	3- 4	3- 2				
1- 1	0- 0	0- 0	HOME	0- 0	1- 1	1- 0				
0- 3	0- 0	0- 0	AWAY	0- 0	0- 3	0- 2				
2- 0	0- 0	0- 0	NEUTRAL	0- 0	2- 0	2- 0				
11- 7	0- 0	0- 0	CONFERENCE	0- 2	11- 5	11- 3				
7- 2	0- 0	0- 0	HOME	0- 1	7- 1	7- 0				
4- 5	0- 0	0- 0	AWAY	0- 1	4- 4	4- 3				
0- 0	0- 0	0- 0	NEUTRAL	0- 0	0- 0	0- 0				

RPI 1-25				RPI 26-50				RPI 51-100				RPI 101+				Team's RPI: 223
RPI	S	Opponent	Score	RPI	S	Opponent	Score	RPI	S	Opponent	Score	RPI	S	Opponent	Score	
								91	A	Lamar Uni versi ty	59 65	102	H	Ri ce	56 67	
								91	H	Lamar Uni versi ty	31 70	117	A	SFA	58 59	
												128	H	Central Ark.	50 58	
												170	A	UTEP	49 69	
												215	A	New Mexico St.	61 70	
												222	A	New Orleans	49 66	
												222	H	New Orleans	75 68	
												229	H	Nicholls St.	76 55	
												236	N	Prairie View	72 62	
												253	A	Abilene Christian	59 61	
												253	H	Abilene Christian	70 51	
												276	A	McNeese	64 70	
												298	H	Southeastern La.	56 52	
												308	A	UTRGV	53 56	
												308	H	UTRGV	71 41	
												309	A	Houston Baptist	73 68	
												309	H	Houston Baptist	50 49	
												312	A	Incarnate Word	62 58	
												312	H	Incarnate Word	75 59	
												335	A	Sam Houston St.	67 57	
												335	H	Sam Houston St.	62 48	
												336	A	Northwestern St.	62 56	
												336	N	Florida A&M	58 55	
LAST 12 Division I GAMES:																
309	A	Houston Baptist	73 68	222	H	New Orleans	75 68									
276	A	McNeese	64 70	335	H	Sam Houston St.	62 48									
312	H	Incarnate Word	75 59	312	A	Incarnate Word	62 58									
253	H	Abilene Christian	70 51	298	H	Southeastern La.	56 52									
91	A	Lamar University	59 65	309	H	Houston Baptist	50 49									
117	A	SFA	58 59	253	A	Abilene Christian	59 61									

Non-Div I Games: Tex. A&M Int'l 53 34 St. Thomas Houston 72 42 McMurry 62 43 Texas Lutheran 87 56 A&M-Corpus Christi

Loss, Non-Conf, S Site, H Home A Away N Neutral

Average RPI Win:	279	WON-LOST	WINNING	LAST 10	STRENGTH OF	OPP. STRENGTH	TEAM	ADJ.	CONF.	ADJ CONF.
Average RPI Loss:	168	RECORD	PCT. RANK	GAMES	SCHEDULE	OF SCHEDULE	RPI	RPI	RPI	RPI

DIV. I ONLY	11- 13	207	3- 7	288	301	253	253	26	26
DIV. I NON-CONF.	2- 4	239	0- 0	116	214	227	227	26	26
TOTALS	RPI 1-25	RPI 26-50	W-L RECORDS	RPI 51-100	RPI 101-999	RPI 201+			
11- 13	0- 0	0- 0	OVERALL	0- 2	11- 11	10- 5			
8- 3	0- 0	0- 0	HOME	0- 1	8- 2	7- 0			
2- 9	0- 0	0- 0	AWAY	0- 1	2- 8	2- 5			
1- 1	0- 0	0- 0	NEUTRAL	0- 0	1- 1	1- 0			
2- 4	0- 0	0- 0	NON-CONFERENCE	0- 1	2- 3	1- 1			
1- 1	0- 0	0- 0	HOME	0- 1	1- 0	0- 0			
0- 2	0- 0	0- 0	AWAY	0- 0	0- 2	0- 1			
1- 1	0- 0	0- 0	NEUTRAL	0- 0	1- 1	1- 0			
9- 9	0- 0	0- 0	CONFERENCE	0- 1	9- 8	9- 4			
7- 2	0- 0	0- 0	HOME	0- 0	7- 2	7- 0			
2- 7	0- 0	0- 0	AWAY	0- 1	2- 6	2- 4			
0- 0	0- 0	0- 0	NEUTRAL	0- 0	0- 0	0- 0			

RPI 1-25				RPI 26-50				RPI 51-100				RPI 101+				Team's RPI: 253	
RPI	S	Opponent	Score	RPI	S	Opponent	Score	RPI	S	Opponent	Score	RPI	S	Opponent	Score		
								52	H	FGCU	55	94	117	A	SFA	55	66
								91	A	Lamar University	71	77	117	H	SFA	52	78
												128	A	Central Ark.	45	63	
												128	H	Central Ark.	61	73	
												137	N	Radford	65	71	
												143	A	Arkansas	65	79	
												146	H	Idaho	82	72	
												214	A	SMU	44	65	
												222	H	New Orleans	80	70	
												223	A	A&M-Corpus Christi	51	70	
												223	H	A&M-Corpus Christi	61	59	
												229	A	Nicholls St.	60	81	
												276	A	McNeese	80	75	
												280	N	Old Dominion	74	60	
												298	A	Southeastern La.	76	78	
												298	H	Southeastern La.	86	80	
												309	H	Houston Baptist	80	68	
												312	A	Incarnate Word	46	58	
												312	H	Incarnate Word	58	56	
												335	A	Sam Houston St.	75	72	
												335	H	Sam Houston St.	83	65	
												336	H	Northwestern St.	80	41	
LAST 12 Division I GAMES:																	
				312	A	Incarnate Word	46	58				229	A	Nicholls St.	60	81	
				117	H	SFA	52	78				335	A	Sam Houston St.	75	72	
				128	H	Central Ark.	61	73				91	A	Lamar University	71	77	
				223	A	A&M-Corpus Christi	51	70				223	H	A&M-Corpus Christi	61	59	
				298	A	Southeastern La.	76	78				128	A	Central Ark.	45	63	
				312	H	Incarnate Word	58	56				117	A	SFA	55	66	

Non-Div I Games: Southwest (NM) 91 47 Schreiner 97 48 Howard Payne 88 46 Midwestern St. 88 67 Abilene Christian

Average RPI Loss: 152

DIV. I ONLY	6- 24	322	4- 6	153	169	290	290	16	16
DIV. I NON-CONF.	0- 10	337	0- 0	96	255	312	312	14	14
TOTALS	RPI 1-25	RPI 26-50	W-L RECORDS	RPI 51-100	RPI 101-999	RPI 201+			
6- 24	0- 1	0- 0	OVERALL	1- 5	5- 18	5- 4			
3- 11	0- 1	0- 0	HOME	1- 2	2- 8	2- 1			
2- 12	0- 0	0- 0	AWAY	0- 3	2- 9	2- 3			
1- 1	0- 0	0- 0	NEUTRAL	0- 0	1- 1	1- 0			
0- 10	0- 1	0- 0	NON-CONFERENCE	0- 1	0- 8	0- 2			
0- 5	0- 1	0- 0	HOME	0- 0	0- 4	0- 0			
0- 5	0- 0	0- 0	AWAY	0- 1	0- 4	0- 2			
0- 0	0- 0	0- 0	NEUTRAL	0- 0	0- 0	0- 0			
6- 14	0- 0	0- 0	CONFERENCE	1- 4	5- 10	5- 2			
3- 6	0- 0	0- 0	HOME	1- 2	2- 4	2- 1			
2- 7	0- 0	0- 0	AWAY	0- 2	2- 5	2- 1			
1- 1	0- 0	0- 0	NEUTRAL	0- 0	1- 1	1- 0			

RPI 1-25				RPI 26-50				RPI 51-100				RPI 101+				Team's RPI: 290	
RPI	S	Opponent	Score	RPI	S	Opponent	Score	RPI	S	Opponent	Score	RPI	S	Opponent	Score		
3	H	Louisville	50 62					74	H	Wyoming	57 47	114	A	Colorado St.	50 61		
								77	A	Navy	64 71	114	H	Colorado St.	39 40		
								88	A	New Mexico	49 57	120	A	Boise St.	46 49		
								88	H	New Mexico	59 88	120	H	Boise St.	47 58		
								92	A	UNLV	57 69	120	N	Boise St.	46 60		
								92	H	UNLV	59 67	142	H	Colorado	43 68		
												145	A	Fresno St.	48 64		
												145	H	Fresno St.	58 64		
												148	H	Eastern Wash.	63 65		
												150	A	Weber St.	52 62		
												153	H	Army West Point	59 65		
												163	A	SIUE	40 76		
												171	A	Nevada	60 70		
												180	H	Denver	54 75		
												271	A	San Diego St.	56 48		
												271	H	San Diego St.	61 51		
												278	A	San Jose St.	66 60		
												278	H	San Jose St.	74 75		
												299	A	FIU	69 70		
												315	A	Utah St.	55 57		
												315	H	Utah St.	57 50		
												315	N	Utah St.	68 54		
												323	A	Utah Valley	56 59		
LAST 12 Division I GAMES:																	
				120	N	Boise St.	46 60	120	H	Boise St.	47 58						
				315	N	Utah St.	68 54	92	H	UNLV	59 67						
				278	A	San Jose St.	66 60	88	A	New Mexico	49 57						
				74	H	Wyoming	57 47	114	A	Colorado St.	50 61						
				315	A	Utah St.	55 57	271	H	San Diego St.	61 51						
				271	A	San Diego St.	56 48	145	A	Fresno St.	48 64						

Air Force

Average RPI Win:	215	WON-LOST	WINNING	LAST 10	STRENGTH OF	OPP. STRENGTH	TEAM	ADJ.	CONF.	ADJ CONF.
Average RPI Loss:	85	RECORD	PCT. RANK	GAMES	SCHEDULE	OF SCHEDULE	RPI	RPI	RPI	RPI
DIV. I ONLY	8- 21	280	2- 8	63	95	225	225	8	8	
DIV. I NON-CONF.	5- 5	170	0- 0	90	208	169	169	8	8	

TOTALS	RPI 1-25	RPI 26-50	W-L RECORDS	RPI 51-100	RPI 101-999	RPI 201+				
8- 21	0- 4	0- 2	OVERALL	0- 9	8- 6	3- 2				
6- 9	0- 3	0- 1	HOME	0- 3	6- 2	3- 0				
1- 11	0- 1	0- 1	AWAY	0- 5	1- 4	0- 1				
1- 1	0- 0	0- 0	NEUTRAL	0- 1	1- 0	0- 0				
5- 5	0- 1	0- 0	NON-CONFERENCE	0- 4	5- 0	3- 0				
4- 2	0- 1	0- 0	HOME	0- 1	4- 0	3- 0				
0- 2	0- 0	0- 0	AWAY	0- 2	0- 0	0- 0				
1- 1	0- 0	0- 0	NEUTRAL	0- 1	1- 0	0- 0				
3- 16	0- 3	0- 2	CONFERENCE	0- 5	3- 6	0- 2				
2- 7	0- 2	0- 1	HOME	0- 2	2- 2	0- 1				
1- 9	0- 1	0- 1	AWAY	0- 3	1- 4	0- 1				
0- 0	0- 0	0- 0	NEUTRAL	0- 0	0- 0	0- 0				

RPI 1-25				RPI 26-50				RPI 51-100				RPI 101+				Team's RPI: 225
RPI	S	Opponent	Score	RPI	S	Opponent	Score	RPI	S	Opponent	Score	RPI	S	Opponent	Score	
17	H	Maryland	54 75	44	A	Ball St.	65 97	51	N	Harvard	63 76	112	A	Ohio	73 85	
20	A	Buffalo	71 85	44	H	Ball St.	61 74	52	H	FGCU	63 82	112	A	Ohio	67 70	
20	H	Buffalo	66 89					72	A	Duquesne	60 66	112	H	Ohio	62 59	
24	H	Central Mich.	86 95					75	A	Miami (OH)	67 75	140	H	Youngstown St.	75 58	
								75	H	Miami (OH)	50 77	147	H	Northern Ill.	61 84	
								85	A	Tol edo	54 60	149	A	Kent St.	55 60	
								89	A	Bucknell	52 63	149	H	Kent St.	75 60	
								96	A	Western Mich.	60 76	163	N	SIUE	59 58	
								96	H	Western Mich.	51 59	196	A	Eastern Mich.	77 65	
												207	A	Bowling Green	63 84	
												207	H	Bowling Green	64 66	
												298	H	Southeastern La.	66 54	
												316	H	Eastern Ky.	62 45	
												344	H	Winthrop	69 43	

LAST 12 Division I GAMES:																
112	A	Ohio	73 85	196	A	Eastern Mich.	77 65	147	H	Northern Ill.	61 84	96	A	Western Mich.	60 76	
112	H	Ohio	62 59	44	A	Ball St.	65 97	75	H	Miami (OH)	50 77	207	A	Bowling Green	63 84	
207	A	Bowling Green	63 84	20	A	Buffalo	71 85	96	H	Western Mich.	51 59	298	H	Southeastern La.	66 54	
149	A	Kent St.	55 60					44	A	Ball St.	65 97	316	H	Eastern Ky.	62 45	
75	H	Miami (OH)	50 77					149	H	Kent St.	75 60	344	H	Winthrop	69 43	
20	A	Buffalo	71 85					96	H	Western Mich.	51 59					

Non-Div I Games: Ohio Christian 93 33

Akron

Loss,
Non-Conf, S Site,
H Home
A Away
N Neutral

Average RPI Win:	179	WON-LOST	WINNING	LAST 10	STRENGTH OF	OPP. STRENGTH	TEAM	ADJ.	CONF.	ADJ CONF.
Average RPI Loss:	50	RECORD	PCT. RANK	GAMES	SCHEDULE	OF SCHEDULE	RPI	RPI	RPI	RPI
DIV. I ONLY	17- 13	129	3- 7	72	69	94	94	2	2	
DIV. I NON-CONF.	10- 3	52	0- 0	167	278	80	80	2	2	

TOTALS	RPI 1-25	RPI 26-50	W-L RECORDS	RPI 51-100	RPI 101-999	RPI 201+				
17- 13	1- 5	1- 3	OVERALL	2- 3	13- 2	7- 0				
11- 5	0- 3	1- 1	HOME	2- 0	8- 1	5- 0				
6- 5	1- 1	0- 1	AWAY	0- 2	5- 1	2- 0				
0- 3	0- 1	0- 1	NEUTRAL	0- 1	0- 0	0- 0				
10- 3	0- 1	0- 1	NON-CONFERENCE	2- 1	8- 0	7- 0				
8- 0	0- 0	0- 0	HOME	2- 0	6- 0	5- 0				
2- 1	0- 0	0- 0	AWAY	0- 1	2- 0	2- 0				
0- 2	0- 1	0- 1	NEUTRAL	0- 0	0- 0	0- 0				
7- 10	1- 4	1- 2	CONFERENCE	0- 2	5- 2	0- 0				
3- 5	0- 3	1- 1	HOME	0- 0	2- 1	0- 0				
4- 4	1- 1	0- 1	AWAY	0- 1	3- 1	0- 0				
0- 1	0- 0	0- 0	NEUTRAL	0- 1	0- 0	0- 0				

RPI	S	Opponent	Score	RPI	S	Opponent	Score	RPI	S	Opponent	Score	RPI	S	Opponent	Score
5	A	Mississippi St.	61 75	26	H	Georgia	43 49	69	A	TCU	67 88	101	A	Auburn	60 69
9	A	Tennessee	72 63	28	A	LSU	78 79	86	A	Kentucky	54 79	101	H	Auburn	70 60
11	H	South Carolina	66 79	28	H	LSU	65 51	86	N	Kentucky	64 71	110	H	Utah	65 60
15	H	Texas A&M	54 73	45	N	Elon	55 60	97	H	Jacksonville	75 60	143	A	Arkansas	83 76
16	N	NC State	49 68					99	H	Missouri St.	65 61	143	H	Arkansas	66 74
23	H	Missouri	56 62									152	H	Vanderbilt	77 75
												161	A	Ole Miss	82 79
												177	A	Florida	63 54
												214	H	SMU	59 44
												224	H	Grambling	73 49
												260	A	Lipscomb	73 51
												294	H	Murray St.	68 47
												311	H	Alabama A&M	90 32
												327	A	Ga. Southern	84 36
												336	H	Florida A&M	91 55

LAST 12 Division I GAMES:															
86	N	Kentucky	64 71	11	H	South Carolina	66 79								
28	A	LSU	78 79	143	H	Arkansas	66 74								
26	H	Georgia	43 49	101	A	Auburn	60 69								
101	H	Auburn	70 60	86	A	Kentucky	54 79								
9	A	Tennessee	72 63	152	H	Vanderbilt	77 75								
161	A	Ole Miss	82 79	15	H	Texas A&M	54 73								

Non-Div I Games:

Alabama

Loss,
Non-Conf, S Site, H Home
A Away
N Neutral

Average RPI Win:	310	WON-LOST	WINNING	LAST 10	STRENGTH OF	OPP. STRENGTH	TEAM	ADJ.	CONF.	ADJ CONF.
Average RPI Loss:	222	RECORD	PCT. RANK	GAMES	SCHEDULE	OF SCHEDULE	RPI	RPI	RPI	RPI
DIV. I ONLY	11- 18	236	3- 7	344	347	311	311	32	32	
DIV. I NON-CONF.	5- 6	187	0- 0	305	337	239	239	32	32	

TOTALS	RPI 1-25	RPI 26-50	W-L RECORDS	RPI 51-100	RPI 101-999	RPI 201+				
11- 18	0- 0	0- 0	OVERALL	0- 2	11- 16	11- 12				
6- 6	0- 0	0- 0	HOME	0- 0	6- 6	6- 5				
5- 11	0- 0	0- 0	AWAY	0- 0	5- 6	5- 5				
0- 1	0- 0	0- 0	NEUTRAL	0- 0	0- 1	0- 0				
5- 6	0- 0	0- 0	NON-CONFERENCE	0- 2	5- 4	5- 2				
2- 1	0- 0	0- 0	HOME	0- 0	2- 1	2- 1				
3- 4	0- 0	0- 0	AWAY	0- 2	3- 2	3- 1				
0- 1	0- 0	0- 0	NEUTRAL	0- 0	0- 1	0- 0				
6- 12	0- 0	0- 0	CONFERENCE	0- 0	6- 12	6- 10				
4- 5	0- 0	0- 0	HOME	0- 0	4- 5	4- 4				
2- 7	0- 0	0- 0	AWAY	0- 0	2- 7	2- 6				
0- 0	0- 0	0- 0	NEUTRAL	0- 0	0- 0	0- 0				

RPI 1-25				RPI 26-50				RPI 51-100				RPI 101+				Team's RPI: 311	
RPI	S	Opponent	Score	RPI	S	Opponent	Score	RPI	S	Opponent	Score	RPI	S	Opponent	Score		
								78	A	UAB	58	85	132	N	Hartford	47	56
								94	A	Al abama	32	90	162	A	Jacksonville St.	33	49
												181	A	Southern U.	62	77	
												181	H	Southern U.	46	58	
												220	A	Texas Southern	43	60	
												220	H	Texas Southern	49	55	
												224	A	Grambl ing	49	78	
												224	H	Grambl ing	71	64	
												236	A	Prai ri e View	73	84	
												236	H	Prai ri e View	48	55	
												249	H	Austin Peay	52	55	
												260	A	Lipscomb	50	66	
												291	A	Al corn	52	57	
												291	H	Al corn	74	63	
												294	H	Murray St.	71	54	
												296	A	Jackson St.	43	59	
												296	H	Jackson St.	58	68	
												298	A	Southeastern La.	76	74	
												299	A	FIU	58	51	
												314	A	Al abama St.	78	69	
												314	H	Al abama St.	44	55	
												330	A	Tennessee St.	77	75	
												331	A	Ark. -Pi ne Bl uff	48	57	
												331	H	Ark. -Pi ne Bl uff	52	49	
												341	A	Mi ssi ssi ppi Val .	57	49	
												341	H	Mi ssi ssi ppi Val .	65	48	
												349	H	Evansville	70	56	
LAST 12 Division I GAMES:																	
				296	H	Jackson St.	58	68	314	H	Al abama St.	44	55				
				224	H	Grambl ing	71	64	341	A	Mi ssi ssi ppi Val .	57	49				
				236	A	Prai ri e View	73	84	331	A	Ark. -Pi ne Bl uff	48	57				
				220	A	Texas Southern	43	60	236	H	Prai ri e Vi ew	48	55				
				181	H	Southern U.	46	58	220	H	Texas Southern	49	55				
				291	H	Al corn	74	63	181	A	Southern U.	62	77				

Non-Div I Games:

Alabama A&M

Loss,
Non-Conf,
S Site,
H Home
A Away
N Neutral

Average RPI Win:	297	WON-LOST	WINNING	LAST 10	STRENGTH OF	OPP. STRENGTH	TEAM	ADJ.	CONF.	ADJ CONF.
Average RPI Loss:	196	RECORD	PCT. RANK	GAMES	SCHEDULE	OF SCHEDULE	RPI	RPI	RPI	RPI
DIV. I ONLY	7- 22	299	3- 7	236	344	314	314	32	32	
DIV. I NON-CONF.	1- 9	318	0- 0	30	167	257	257	32	32	

TOTALS	RPI 1-25	RPI 26-50	W-L RECORDS	RPI 51-100	RPI 101-999	RPI 201+				
7- 22	0- 2	0- 1	OVERALL	0- 1	7- 18	6- 13				
5- 7	0- 0	0- 0	HOME	0- 0	5- 7	4- 5				
2- 14	0- 2	0- 1	AWAY	0- 1	2- 10	2- 8				
0- 1	0- 0	0- 0	NEUTRAL	0- 0	0- 1	0- 0				
1- 9	0- 2	0- 1	NON-CONFERENCE	0- 1	1- 5	1- 1				
1- 2	0- 0	0- 0	HOME	0- 0	1- 2	1- 0				
0- 6	0- 2	0- 1	AWAY	0- 1	0- 2	0- 1				
0- 1	0- 0	0- 0	NEUTRAL	0- 0	0- 1	0- 0				
6- 13	0- 0	0- 0	CONFERENCE	0- 0	6- 13	5- 12				
4- 5	0- 0	0- 0	HOME	0- 0	4- 5	3- 5				
2- 8	0- 0	0- 0	AWAY	0- 0	2- 8	2- 7				
0- 0	0- 0	0- 0	NEUTRAL	0- 0	0- 0	0- 0				

RPI 1-25				RPI 26-50				RPI 51-100				RPI 101+ Team's RPI: 314			
RPI	S	Opponent	Score	RPI	S	Opponent	Score	RPI	S	Opponent	Score	RPI	S	Opponent	Score
9	A	Tennessee	51 104	50	A	Miami (FL)	31 79	78	A	UAB	44 61	117	N	SFA	50 77
11	A	South Carolina	31 99									159	A	Samford	39 58
												168	H	South Ala.	47 59
												178	H	Troy	63 93
												181	A	Southern U.	58 66
												181	H	Southern U.	58 56
												210	A	Southern Miss.	35 72
												220	A	Texas Southern	48 76
												220	A	Texas Southern	42 70
												220	H	Texas Southern	39 71
												224	A	Grambling	71 93
												224	H	Grambling	52 73
												236	A	Prairie View	63 69
												236	H	Prairie View	70 68
												291	A	Alcorn	41 73
												291	H	Alcorn	57 65
												296	A	Jackson St.	61 70
												296	H	Jackson St.	50 69
												311	A	Alabama A&M	55 44
												311	H	Alabama A&M	69 78
												331	A	Ark. -Pine Bluff	53 55
												331	H	Ark. -Pine Bluff	63 54
												340	H	Savannah St.	81 61
												341	A	Mississippi Val.	70 62
												341	H	Mississippi Val.	76 41
LAST 12 Division I GAMES:															
220	A	Texas Southern	42 70	181	H	Southern U.	58 56	311	A	Alabama A&M	55 44	331	A	Ark. -Pine Bluff	53 55
224	H	Grambling	52 73	311	A	Alabama A&M	55 44	341	A	Mississippi Val.	70 62	220	H	Texas Southern	39 71
296	H	Jackson St.	50 69	341	A	Mississippi Val.	70 62	220	H	Texas Southern	39 71	236	H	Prairie View	70 68
220	A	Texas Southern	48 76	236	H	Prairie View	70 68								
236	A	Prairie View	63 69												
291	H	Alcorn	57 65												

Non-Div I Games: Mobile 61 50

Alabama St.

Loss,
Non-Conf,
S Site,
H Home
A Away
N Neutral

Average RPI Win:	224	WON-LOST	WINNING	LAST 10	STRENGTH OF	OPP. STRENGTH	TEAM	ADJ.	CONF.	ADJ CONF.
Average RPI Loss:	128	RECORD	PCT. RANK	GAMES	SCHEDULE	OF SCHEDULE	RPI	RPI	RPI	RPI
DIV. I ONLY	24- 7	37	6- 4	240	225	82	82	20	20	
DIV. I NON-CONF.	11- 2	22	0- 0	227	170	63	63	24	24	

TOTALS	RPI 1-25	RPI 26-50	W-L RECORDS	RPI 51-100	RPI 101-999	RPI 201+				
24- 7	0- 1	0- 0	OVERALL	2- 2	22- 4	12- 1				
12- 1	0- 0	0- 0	HOME	2- 1	10- 0	5- 0				
9- 5	0- 1	0- 0	AWAY	0- 1	9- 3	6- 1				
3- 1	0- 0	0- 0	NEUTRAL	0- 0	3- 1	1- 0				
11- 2	0- 1	0- 0	NON-CONFERENCE	1- 1	10- 0	6- 0				
4- 1	0- 0	0- 0	HOME	1- 1	3- 0	2- 0				
5- 1	0- 1	0- 0	AWAY	0- 0	5- 0	4- 0				
2- 0	0- 0	0- 0	NEUTRAL	0- 0	2- 0	0- 0				
13- 5	0- 0	0- 0	CONFERENCE	1- 1	12- 4	6- 1				
8- 0	0- 0	0- 0	HOME	1- 0	7- 0	3- 0				
4- 4	0- 0	0- 0	AWAY	0- 1	4- 3	2- 1				
1- 1	0- 0	0- 0	NEUTRAL	0- 0	1- 1	1- 0				

RPI 1-25				RPI 26-50				RPI 51-100 Team's RPI: 82				RPI 101+			
RPI	S	Opponent	Score	RPI	S	Opponent	Score	RPI	S	Opponent	Score	RPI	S	Opponent	Score
17	A	Maryland	58 91					71	H	St. John's (NY)	66 71	119	H	Dartmouth	76 61
								73	A	Maine	69 74	132	A	Hartford	55 70
								73	H	Maine	68 54	132	H	Hartford	66 53
								83	H	Fordham	59 52	132	N	Hartford	56 58
												147	N	Northern Ill.	97 91
												157	A	Binghamton	57 53
												157	H	Binghamton	63 46
												173	N	Southern Ill.	68 57
												175	A	New Hampshire	68 74
												175	H	New Hampshire	66 53
												187	A	Stony Brook	72 68
												187	H	Stony Brook	64 58
												199	A	Siena	78 63
												240	A	Holy Cross	65 56
												258	H	St. Bonaventure	69 52
												264	A	Manhattan	62 56
												284	A	Monmouth	68 44
												288	A	Central Conn. St.	72 60
												293	A	Vermont	57 62
												293	H	Vermont	67 55
												293	N	Vermont	60 42
												322	A	UMBC	78 75
												322	H	UMBC	79 45
												328	H	Wagner	89 44
												348	A	UMass Lowell	61 52
												348	H	UMass Lowell	93 60
LAST 12 Division I GAMES:															
				132	N	Hartford	56 58	293	A	Vermont	57 62				
				293	N	Vermont	60 42	348	H	UMass Lowell	93 60				
				73	A	Maine	69 74	175	A	New Hampshire	68 74				
				157	A	Binghamton	57 53	187	H	Stony Brook	64 58				
				322	H	UMBC	79 45	293	H	Vermont	67 55				
				132	H	Hartford	66 53	322	A	UMBC	78 75				

Non-Div I Games:

Albany (NY)

Loss,
Non-Conf,
S Site,
H Home
A Away
N Neutral

Average RPI Win: 300
Average RPI Loss: 212

WON-LOST
RECORD

WINNING
PCT. RANK

LAST 10
GAMES

STRENGTH OF
SCHEDULE

OPP. STRENGTH
OF SCHEDULE

TEAM
RPI

ADJ.
RPI

CONF.
RPI

ADJ CONF.
RPI

DIV. I ONLY	9- 18	257	3- 7	303	349	291	291	32	32
DIV. I NON-CONF.	1- 7	310	0- 0	108	322	262	262	32	32
TOTALS	RPI 1-25	RPI 26-50	W-L RECORDS	RPI 51-100	RPI 101-999	RPI 201+			
9- 18	0- 0	0- 0	OVERALL	0- 0	9- 18	9- 10			
4- 5	0- 0	0- 0	HOME	0- 0	4- 5	4- 4			
5- 11	0- 0	0- 0	AWAY	0- 0	5- 5	5- 3			
0- 2	0- 0	0- 0	NEUTRAL	0- 0	0- 2	0- 0			
1- 7	0- 0	0- 0	NON-CONFERENCE	0- 0	1- 7	1- 1			
0- 0	0- 0	0- 0	HOME	0- 0	0- 0	0- 0			
1- 5	0- 0	0- 0	AWAY	0- 0	1- 5	1- 1			
0- 2	0- 0	0- 0	NEUTRAL	0- 0	0- 2	0- 0			
8- 11	0- 0	0- 0	CONFERENCE	0- 0	8- 11	8- 9			
4- 5	0- 0	0- 0	HOME	0- 0	4- 5	4- 4			
4- 6	0- 0	0- 0	AWAY	0- 0	4- 6	4- 5			
0- 0	0- 0	0- 0	NEUTRAL	0- 0	0- 0	0- 0			

RPI S Opponent	Score	RPI S Opponent	Score	RPI S Opponent	Score	RPI S Opponent	Score	Team's RPI: 291
117 N SFA	79	83	126 A Louisiana Tech	50	87	128 A Central Ark.	52	75
151 A Wichita St.	46	87	169 A Louisiana	47	67	174 N Oral Roberts	52	76
181 A Southern U.	56	64	181 H Southern U.	55	75	210 A Southern Miss.	67	72
220 A Texas Southern	57	91	220 H Texas Southern	54	52	224 A Grambling	71	80
224 A Grambling	51	68	224 H Grambling	68	75	236 A Prairie View	73	72
236 H Prairie View	76	96	296 A Jackson St.	69	94	296 H Jackson St.	51	74
298 A Southeastern La.	84	77	311 A Alabama A&M	63	74	311 H Alabama A&M	57	52
314 A Alabama St.	65	57	314 H Alabama St.	73	41	331 A Ark. -Pine Bluff	80	77
331 H Ark. -Pine Bluff	76	58	341 A Mississippi Val.	76	70	341 H Mississippi Val.	61	62
224 A Grambling	71	80	224 A Grambling	51	68	296 A Jackson St.	69	94
220 H Texas Southern	54	52	296 A Jackson St.	56	64	181 A Southern U.	73	41
236 H Prairie View	76	96	314 H Alabama St.	73	41			
181 H Southern U.	55	75						
314 A Alabama St.	65	57						
311 A Alabama A&M	63	74						

LAST 12 Division I GAMES:

224 A Grambling	71	80	331 H Ark. -Pine Bluff	76	58
220 H Texas Southern	54	52	341 H Mississippi Val.	61	62
236 H Prairie View	76	96	224 A Grambling	51	68
181 H Southern U.	55	75	296 A Jackson St.	69	94
314 A Alabama St.	65	57	181 A Southern U.	56	64
311 A Alabama A&M	63	74	314 H Alabama St.	73	41

Non-Div I Games:

Tougaloo

76 64

Blue Mountain (MS)

76 35

LeMoyne-Owen

81 54

Alcorn

Loss, Non-Conf, S Site, H Home A Away N Neutral

Average RPI Win:	210	WON-LOST	WINNING	LAST 10	STRENGTH OF	OPP. STRENGTH	TEAM	ADJ.	CONF.	ADJ CONF.
Average RPI Loss:	83	RECORD	PCT. RANK	GAMES	SCHEDULE	OF SCHEDULE	RPI	RPI	RPI	RPI
DIV. I ONLY	24- 6	25	8- 2	192	150	55	55	15	15	
DIV. I NON-CONF.	7- 4	102	0- 0	226	80	103	103	18	18	

TOTALS	RPI 1-25	RPI 26-50	W-L RECORDS	RPI 51-100	RPI 101-999	RPI 201+				
24- 6	0- 0	0- 1	OVERALL	3- 3	21- 2	16- 0				
14- 0	0- 0	0- 0	HOME	3- 0	11- 0	8- 0				
10- 5	0- 0	0- 0	AWAY	0- 3	10- 2	8- 0				
0- 1	0- 0	0- 1	NEUTRAL	0- 0	0- 0	0- 0				
7- 4	0- 0	0- 1	NON-CONFERENCE	1- 1	6- 2	3- 0				
4- 0	0- 0	0- 0	HOME	1- 0	3- 0	1- 0				
3- 3	0- 0	0- 0	AWAY	0- 1	3- 2	2- 0				
0- 1	0- 0	0- 1	NEUTRAL	0- 0	0- 0	0- 0				
17- 2	0- 0	0- 0	CONFERENCE	2- 2	15- 0	13- 0				
10- 0	0- 0	0- 0	HOME	2- 0	8- 0	7- 0				
7- 2	0- 0	0- 0	AWAY	0- 2	7- 0	6- 0				
0- 0	0- 0	0- 0	NEUTRAL	0- 0	0- 0	0- 0				

American

American

RPI S Opponent	Score	RPI S Opponent	Score	RPI S Opponent	Score	RPI S Opponent	Score
29 N Villanova	60 65	76 A George Washington	44 61	109 A George Mason	53 71	115 A Delaware	56 72
		77 A Navy	49 76	140 H Youngstown St.	78 72	153 A Army West Point	64 46
		77 H Navy	46 41	153 H Army West Point	71 63	180 H Denver	66 53
		89 A Bucknell I	52 57	197 A Tulsa	72 67	206 A Lehigh	60 44
		89 H Bucknell I	68 58	206 H Lehigh	82 64	230 A Boston U.	61 54
		93 H Penn St.	75 66	230 H Boston U.	66 50	234 A Lafayette	74 67
				234 H Lafayette	55 35	234 H Lafayette	74 66
				234 H Lafayette	74 66	236 A Loyola Maryland	71 58
				236 H Loyola Maryland	69 56	240 A Holy Cross	68 63
				240 H Holy Cross	72 57	240 H La Salle	66 48
				246 H La Salle	66 48	287 A Colgate	77 55
				287 H Colgate	67 44	293 A Vermont	64 62
				293 A Vermont	64 62	322 A UMBC	61 48
				322 A UMBC	61 48		
LAST 12 Division I GAMES:							
234 H Lafayette	55 35	206 A Lehigh	60 44				
77 A Navy	49 76	236 H Loyola Maryland	69 56				
89 A Bucknell I	52 57	153 H Army West Point	71 63				
240 H Holy Cross	72 57	287 H Colgate	67 44				
234 H Lafayette	74 66	240 A Holy Cross	68 63				
230 A Boston U.	61 54	234 A Lafayette	74 67				

Non-Div I Games:

American

Average RPI Win:	269	WON-LOST	WINNING	LAST 10	STRENGTH OF	OPP. STRENGTH	TEAM	ADJ.	CONF.	ADJ CONF.
Average RPI Loss:	151	RECORD	PCT. RANK	GAMES	SCHEDULE	OF SCHEDULE	RPI	RPI	RPI	RPI
DIV. I ONLY	8- 22	288	3- 7	133	271	263	263	22	22	
DIV. I NON-CONF.	2- 9	295	0- 0	144	203	256	256	23	23	

TOTALS	RPI 1-25	RPI 26-50	W-L RECORDS	RPI 51-100	RPI 101-999	RPI 201+				
8- 22	0- 0	0- 0	OVERALL	0- 4	8- 18	7- 4				
4- 9	0- 0	0- 0	HOME	0- 3	4- 6	3- 1				
3- 13	0- 0	0- 0	AWAY	0- 0	3- 6	3- 2				
1- 0	0- 0	0- 0	NEUTRAL	0- 0	1- 0	1- 0				
2- 9	0- 0	0- 0	NON-CONFERENCE	0- 2	2- 7	2- 1				
0- 4	0- 0	0- 0	HOME	0- 2	0- 2	0- 0				
2- 5	0- 0	0- 0	AWAY	0- 0	2- 5	2- 1				
0- 0	0- 0	0- 0	NEUTRAL	0- 0	0- 0	0- 0				
6- 13	0- 0	0- 0	CONFERENCE	0- 2	6- 11	5- 3				
4- 5	0- 0	0- 0	HOME	0- 1	4- 4	3- 1				
1- 8	0- 0	0- 0	AWAY	0- 1	1- 7	1- 2				
1- 0	0- 0	0- 0	NEUTRAL	0- 0	1- 0	1- 0				

RPI 1-25				RPI 26-50				RPI 51-100				RPI 101+ Team's RPI: 263			
RPI	S	Opponent	Score	RPI	S	Opponent	Score	RPI	S	Opponent	Score	RPI	S	Opponent	Score
								68	H	Georgia Tech	41 75	105	A	Wake Forest	49 78
								78	H	UAB	59 70	107	H	ETSU	57 70
								95	A	Little Rock	35 61	116	A	North Carolina	43 56
								95	H	Little Rock	40 52	134	A	Texas St.	50 92
												134	H	Texas St.	54 69
												137	A	Radford	40 61
												160	A	N. C. A&T	56 81
												166	A	UT Arlington	48 49
												166	H	UT Arlington	60 64
												168	A	South Ala.	52 54
												168	H	South Ala.	57 56
												169	A	Louisiana	45 61
												178	A	Troy	74 81
												178	H	Troy	64 93
												185	H	Davidson	57 59
												219	A	Coastal Caro.	68 73
												219	H	Coastal Caro.	51 66
												221	A	Arkansas St.	52 69
												221	H	Arkansas St.	68 66
												221	N	Arkansas St.	79 68
												226	A	UNC Asheville	60 69
												262	A	Col. of Charleston	76 70
												306	H	Georgia St.	77 62
												310	A	Marshall	56 54
												327	H	Ga. Southern	87 56
												338	A	La. -Monroe	71 67
LAST 12 Division I GAMES:															
				221	N	Arkansas St.	79 68	219	A	Coastal Caro.	68 73				
				219	H	Coastal Caro.	51 66	134	A	Texas St.	50 92				
				95	A	Little Rock	35 61	166	A	UT Arlington	48 49				
				221	A	Arkansas St.	52 69	221	H	Arkansas St.	68 66				
				178	H	Troy	64 93	95	H	Little Rock	40 52				
				168	H	South Ala.	57 56	178	A	Troy	74 81				

Non-Div I Games:

Appalachian St.

Average RPI Win:	257	WON-LOST	WINNING	LAST 10	STRENGTH OF	OPP. STRENGTH	TEAM	ADJ.	CONF.	ADJ CONF.
Average RPI Loss:	102	RECORD	PCT. RANK	GAMES	SCHEDULE	OF SCHEDULE	RPI	RPI	RPI	RPI
DIV. I ONLY	6- 24	322	1- 9	128	78	277	277	5	5	
DIV. I NON-CONF.	4- 7	226	0- 0	341	312	336	336	3	3	

TOTALS	RPI 1-25	RPI 26-50	W-L RECORDS	RPI 51-100	RPI 101-999	RPI 201+				
6- 24	0- 5	0- 5	OVERALL	0- 4	6- 10	4- 5				
5- 10	0- 2	0- 2	HOME	0- 1	5- 5	3- 3				
1- 12	0- 3	0- 3	AWAY	0- 1	1- 5	1- 2				
0- 2	0- 0	0- 0	NEUTRAL	0- 2	0- 0	0- 0				
4- 7	0- 0	0- 0	NON-CONFERENCE	0- 1	4- 6	4- 5				
3- 3	0- 0	0- 0	HOME	0- 0	3- 3	3- 3				
1- 3	0- 0	0- 0	AWAY	0- 0	1- 3	1- 2				
0- 1	0- 0	0- 0	NEUTRAL	0- 1	0- 0	0- 0				
2- 17	0- 5	0- 5	CONFERENCE	0- 3	2- 4	0- 0				
2- 7	0- 2	0- 2	HOME	0- 1	2- 2	0- 0				
0- 9	0- 3	0- 3	AWAY	0- 1	0- 2	0- 0				
0- 1	0- 0	0- 0	NEUTRAL	0- 1	0- 0	0- 0				

RPI 1-25				RPI 26-50				RPI 51-100				RPI 101+ Team's RPI : 277			
RPI	S	Opponent	Score	RPI	S	Opponent	Score	RPI	S	Opponent	Score	RPI	S	Opponent	Score
7	A	Oregon	44 62	41	A	Oregon St.	48 88	53	A	Ari zona St.	50 75	110	A	Utah	55 89
7	H	Oregon	61 74	41	H	Oregon St.	40 65	53	H	Ari zona St.	45 69	110	H	Utah	56 80
10	A	UCLA	46 69	42	A	Cal i forn i a	39 63	53	N	Ari zona St.	47 76	111	H	Washi ngton St.	60 78
13	A	Stanford	42 79	42	H	Cal i forn i a	51 53	69	N	TCU	59 68	141	A	Loyol a Marymount	70 84
13	H	Stanford	46 61	49	A	Southern Cal i forn i a	52 78					142	A	Col orado	60 79
												142	H	Col orado	72 63
												198	H	Washi ngton	72 70
												205	A	CSUN	63 66
												215	H	New Mexico St.	83 44
												257	H	Hawai i	60 65
												271	H	San Diego St.	67 78
												301	H	Long Beach St.	72 80
												305	A	Northern Ari z.	66 84
												315	A	Utah St.	65 49
												329	H	Southern Utah	76 74
												342	H	Iona	71 58
LAST 12 Division I GAMES:															
				53	N	Ari zona St.	47 76	10	A	UCLA	46 69				
				7	H	Oregon	61 74	198	H	Washi ngton	72 70				
				41	H	Oregon St.	40 65	111	H	Washi ngton St.	60 78				
				53	H	Ari zona St.	45 69	13	A	Stanford	42 79				
				53	A	Ari zona St.	50 75	42	A	Cal i forn i a	39 63				
				49	A	Southern Cal i forn i a	52 78	110	H	Utah	56 80				

Non-Di v I Games:

Ari zona

Average RPI Win:	161	WON-LOST	WINNING	LAST 10	STRENGTH OF	OPP. STRENGTH	TEAM	ADJ.	CONF.	ADJ CONF.
Average RPI Loss:	27	RECORD	PCT. RANK	GAMES	SCHEDULE	OF SCHEDULE	RPI	RPI	RPI	RPI
DIV. I ONLY	21- 12	95	5- 5	41	45	53	53	5	5	
DIV. I NON-CONF.	9- 3	61	0- 0	93	43	52	52	3	3	

TOTALS	RPI 1-25	RPI 26-50	W-L RECORDS	RPI 51-100	RPI 101-999	RPI 201+				
21- 12	2- 8	3- 3	OVERALL	0- 0	16- 1	8- 0				
13- 3	2- 1	1- 1	HOME	0- 0	10- 1	5- 0				
5- 6	0- 4	1- 2	AWAY	0- 0	4- 0	1- 0				
3- 3	0- 3	1- 0	NEUTRAL	0- 0	2- 0	2- 0				
9- 3	1- 3	0- 0	NON-CONFERENCE	0- 0	8- 0	5- 0				
7- 0	1- 0	0- 0	HOME	0- 0	6- 0	4- 0				
1- 1	0- 1	0- 0	AWAY	0- 0	1- 0	0- 0				
1- 2	0- 2	0- 0	NEUTRAL	0- 0	1- 0	1- 0				
12- 9	1- 5	3- 3	CONFERENCE	0- 0	8- 1	3- 0				
6- 3	1- 1	1- 1	HOME	0- 0	4- 1	1- 0				
4- 5	0- 3	1- 2	AWAY	0- 0	3- 0	1- 0				
2- 1	0- 1	1- 0	NEUTRAL	0- 0	1- 0	1- 0				

RPI 1-25				RPI 26-50				RPI 51-100				Team's RPI: 53	RPI 101+			
RPI	S	Opponent	Score	RPI	S	Opponent	Score	RPI	S	Opponent	Score		RPI	S	Opponent	Score
5	N	Mississippi St.	57 65	41	A	Oregon St.	54 57						110	A	Utah	83 81
7	A	Oregon	64 74	41	H	Oregon St.	60 64						110	H	Utah	56 58
7	H	Oregon	44 57	41	N	Oregon St.	57 51						111	H	Washington St.	77 51
8	A	Florida St.	66 77	42	A	California	57 42						142	A	Colorado	72 47
10	A	UCLA	63 71	42	H	California	80 71						142	H	Colorado	73 59
13	A	Stanford	50 74	49	A	Southern California	62 77						143	H	Arkansas	89 43
13	H	Stanford	73 66										145	A	Fresno St.	81 49
13	N	Stanford	46 58										146	H	Idaho	77 33
20	H	Buffalo	76 57										198	H	Washington	61 41
22	N	Green Bay	48 61										211	N	Columbia	72 48

Average RPI Win:	304	WON-LOST	WINNING	LAST 10	STRENGTH OF	OPP. STRENGTH	TEAM	ADJ.	CONF.	ADJ CONF.
Average RPI Loss:	213	RECORD	PCT. RANK	GAMES	SCHEDULE	OF SCHEDULE	RPI	RPI	RPI	RPI
DIV. I ONLY	6- 21	312	5- 5	315	337	331	331	32	32	
DIV. I NON-CONF.	0- 8	337	0- 0	187	86	333	333	32	32	

TOTALS	RPI 1-25	RPI 26-50	W-L RECORDS	RPI 51-100	RPI 101-999	RPI 201+				
6- 21	0- 1	0- 1	OVERALL	0- 1	6- 18	6- 13				
4- 5	0- 0	0- 0	HOME	0- 0	4- 5	4- 4				
2- 14	0- 0	0- 0	AWAY	0- 0	2- 2	2- 0				
0- 2	0- 0	0- 0	NEUTRAL	0- 0	0- 2	0- 1				
0- 8	0- 1	0- 1	NON-CONFERENCE	0- 1	0- 5	0- 3				
0- 0	0- 0	0- 0	HOME	0- 0	0- 0	0- 0				
0- 6	0- 1	0- 1	AWAY	0- 1	0- 3	0- 2				
0- 2	0- 0	0- 0	NEUTRAL	0- 0	0- 2	0- 1				
6- 13	0- 0	0- 0	CONFERENCE	0- 0	6- 13	6- 10				
4- 5	0- 0	0- 0	HOME	0- 0	4- 5	4- 4				
2- 8	0- 0	0- 0	AWAY	0- 0	2- 8	2- 6				
0- 0	0- 0	0- 0	NEUTRAL	0- 0	0- 0	0- 0				

RPI 1-25				RPI 26-50				RPI 51-100				RPI 101+				Team's RPI: 331
RPI	S	Opponent	Score	RPI	S	Opponent	Score	RPI	S	Opponent	Score	RPI	S	Opponent	Score	
21	A	Iowa	45 85	33	A	Dayton	43 81	60	A	Nebraska	52 73	181	A	Southern U.	60 70	
												181	A	Southern U.	47 59	
												181	H	Southern U.	52 71	
												189	N	Oakland	37 69	
												197	A	Tulsa	37 87	
												220	A	Texas Southern	52 58	
												220	H	Texas Southern	61 59	
												224	A	Grambling	63 73	
												224	H	Grambling	57 66	
												236	A	Prairie View	52 64	
												236	H	Prairie View	72 89	
												249	A	Austin Peay	61 97	
												252	A	Texas Tech	47 74	
												279	N	Towson	44 70	
												291	A	Alcorn	58 76	
												291	H	Alcorn	77 80	
												296	A	Jackson St.	66 60	
												296	H	Jackson St.	54 60	
												311	A	Alabama A&M	49 52	
												311	H	Alabama A&M	57 48	
												314	A	Alabama St.	54 63	
												314	H	Alabama St.	55 53	
												341	A	Mississippi Val.	64 59	
												341	H	Mississippi Val.	79 64	
LAST 12 Division I GAMES:																
181	A	Southern U.	60 70	291	A	Alcorn	58 76									
341	H	Mississippi Val.	79 64	181	A	Southern U.	47 59									
296	A	Jackson St.	66 60	314	H	Alabama St.	55 53									
224	A	Grambling	63 73	311	H	Alabama A&M	57 48									
220	H	Texas Southern	61 59	296	H	Jackson St.	54 60									
236	H	Prairie View	72 89	224	H	Grambling	57 66									

Non-Div I Games: Tougalo 71 51 Philander Smith 81 73

Ark. -Pine Bluff

Loss,
Non-Conf,
S Site,
H Home
A Away
N Neutral

Arkansas				Through Games Of March 7, 2018							
Average RPI	Win:	184	WON-LOST	WINNING	LAST 10	STRENGTH OF	OPP. STRENGTH	TEAM	ADJ.	CONF.	ADJ CONF.
Average RPI	Loss:	68	RECORD	PCT. RANK	GAMES	SCHEDULE	OF SCHEDULE	RPI	RPI	RPI	RPI
DIV. I ONLY		13- 18	220	2- 8	69	53	143	143	2	2	
DIV. I NON-CONF.		9- 4	82	0- 0	172	220	82	82	2	2	

TOTALS	RPI 1-25		RPI 26-50		W-L RECORDS		RPI 51-100		RPI 101-999		RPI 201+
13- 18	0- 7		0- 2		OVERALL		1- 5		12- 4		4- 0
8- 7	0- 3		0- 1		HOME		0- 2		8- 1		3- 0
3- 10	0- 3		0- 1		AWAY		1- 3		2- 3		0- 0
2- 1	0- 1		0- 0		NEUTRAL		0- 0		2- 0		1- 0
9- 4	0- 0		0- 0		NON-CONFERENCE		0- 2		9- 2		4- 0
7- 0	0- 0		0- 0		HOME		0- 0		7- 0		3- 0
1- 4	0- 0		0- 0		AWAY		0- 2		1- 2		0- 0
1- 0	0- 0		0- 0		NEUTRAL		0- 0		1- 0		1- 0
4- 14	0- 7		0- 2		CONFERENCE		1- 3		3- 2		0- 0
1- 7	0- 3		0- 1		HOME		0- 2		1- 1		0- 0
2- 6	0- 3		0- 1		AWAY		1- 1		1- 1		0- 0
1- 1	0- 1		0- 0		NEUTRAL		0- 0		1- 0		0- 0

RPI 1-25				RPI 26-50				RPI 51-100				RPI 101+ Team's RPI: 143			
RPI	S	Opponent	Score	RPI	S	Opponent	Score	RPI	S	Opponent	Score	RPI	S	Opponent	Score
5	A	Mississippi St.	69 111	26	A	Georgia	65 78	53	A	Arizona St.	43 89	101	A	Auburn	68 58
9	H	Tennessee	85 90	28	H	LSU	57 62	60	A	Nebraska	69 80	152	A	Vanderbilt	73 78
11	A	South Carolina	42 90					86	A	Kentucky	57 78	152	N	Vanderbilt	88 76
15	H	Texas A&M	60 104					86	H	Kentucky	65 76	159	H	Samford	84 63
15	N	Texas A&M	52 82					94	A	Alabama	74 66	161	H	Ole Miss	73 72
23	A	Missouri	54 88					94	H	Alabama	76 83	166	H	UT Arlington	91 57
23	H	Missouri	58 84									167	H	Charlotte	73 72
												170	A	UTEP	61 64
												174	A	Oral Roberts	77 66
												177	H	Florida	51 65
												183	A	Kansas	60 71
												197	H	Tulsa	67 41
												215	N	New Mexico St.	69 60
												224	H	Grambling	79 62
												253	H	Abilene Christian	79 65
												335	H	Sam Houston St.	65 54

LAST 12 Division I GAMES:															
15	N	Texas A&M	52 82	23	H	Missouri	58 84								
152	N	Vanderbilt	88 76	9	H	Tennessee	85 90								
152	A	Vanderbilt	73 78	94	A	Alabama	74 66								
15	H	Texas A&M	60 104	86	H	Kentucky	65 76								
28	H	LSU	57 62	11	A	South Carolina	42 90								
86	A	Kentucky	57 78	23	A	Missouri	54 88								

Non-Div I Games:

Arkansas

Average RPI Win:	254	WON-LOST	WINNING	LAST 10	STRENGTH OF	OPP. STRENGTH	TEAM	ADJ.	CONF.	ADJ CONF.
Average RPI Loss:	150	RECORD	PCT. RANK	GAMES	SCHEDULE	OF SCHEDULE	RPI	RPI	RPI	RPI
DIV. I ONLY	15- 15	178	5- 5	308	171	221	221	22	22	
DIV. I NON-CONF.	5- 6	187	0- 0	166	69	170	170	23	23	

TOTALS	RPI 1-25	RPI 26-50	W-L RECORDS	RPI 51-100	RPI 101-999	RPI 201+				
15- 15	0- 1	0- 0	OVERALL	0- 4	15- 10	10- 3				
9- 5	0- 0	0- 0	HOME	0- 2	9- 3	6- 1				
6- 9	0- 1	0- 0	AWAY	0- 2	6- 6	4- 1				
0- 1	0- 0	0- 0	NEUTRAL	0- 0	0- 1	0- 1				
5- 6	0- 1	0- 0	NON-CONFERENCE	0- 2	5- 3	2- 0				
4- 1	0- 0	0- 0	HOME	0- 1	4- 0	2- 0				
1- 5	0- 1	0- 0	AWAY	0- 1	1- 3	0- 0				
0- 0	0- 0	0- 0	NEUTRAL	0- 0	0- 0	0- 0				
10- 9	0- 0	0- 0	CONFERENCE	0- 2	10- 7	8- 3				
5- 4	0- 0	0- 0	HOME	0- 1	5- 3	4- 1				
5- 4	0- 0	0- 0	AWAY	0- 1	5- 3	4- 1				
0- 1	0- 0	0- 0	NEUTRAL	0- 0	0- 1	0- 1				

RPI 1-25				RPI 26-50				RPI 51-100				RPI 101+ Team's RPI: 221			
RPI	S	Opponent	Score	RPI	S	Opponent	Score	RPI	S	Opponent	Score	RPI	S	Opponent	Score
14	A	South Fla.	55 98					54	A	Indiana	51 93	134	H	Texas St.	55 67
								57	H	Belmont	52 83	158	H	UT Martin	84 73
								95	A	Little Rock	43 53	161	A	Ole Miss	48 74
								95	H	Little Rock	58 64	166	H	UT Arlington	85 80
												168	A	South Ala.	75 60
												169	A	Louisiana	53 60
												169	H	Louisiana	75 77
												170	H	UTEP	76 73
												177	A	Florida	70 69
												178	A	Troy	78 95
												182	A	Pittsburgh	47 87
												197	A	Tulsa	58 68
												219	A	Coastal Caro.	70 63
												219	H	Coastal Caro.	65 73
												224	H	Grambling	76 56
												263	A	Appalachian St.	66 68
												263	H	Appalachian St.	69 52
												263 N	Appalachian St.	68 79	
												306	A	Georgia St.	75 58
												306	H	Georgia St.	76 63
												327	A	Ga. Southern	71 62
												327	H	Ga. Southern	69 48
												330	H	Tennessee St.	68 62
												338	A	La.-Monroe	80 73
												338	H	La.-Monroe	76 62
LAST 12 Division I GAMES:															
263 N		Appalachian St.	68 79	168	A	South Ala.	75 60								
338	A	La.-Monroe	80 73	178	A	Troy	78 95								
169	A	Louisiana	53 60	327	H	Ga. Southern	69 48								
219	H	Coastal Caro.	65 73	306	H	Georgia St.	76 63								
263	H	Appalachian St.	69 52	263	A	Appalachian St.	66 68								
95	H	Little Rock	58 64	219	A	Coastal Caro.	70 63								

Non-Div I Games:

Arkansas St.

■ Loss,
 ■ Non-Conf,
 ■ S Site,
 ■ Home
 ■ A Away
 N Neutral

Average RPI Win:	231	WON-LOST	WINNING	LAST 10	STRENGTH OF	OPP. STRENGTH	TEAM	ADJ.	CONF.	ADJ CONF.
Average RPI Loss:	139	RECORD	PCT. RANK	GAMES	SCHEDULE	OF SCHEDULE	RPI	RPI	RPI	RPI
DIV. I ONLY	16- 13	143	7- 3	179	222	153	153	15	15	
DIV. I NON-CONF.	6- 4	122	0- 0	219	295	145	145	18	18	

TOTALS	RPI 1-25	RPI 26-50	W-L RECORDS	RPI 51-100	RPI 101-999	RPI 201+				
16- 13	0- 1	0- 0	OVERALL	0- 6	16- 6	13- 5				
8- 6	0- 0	0- 0	HOME	0- 3	8- 3	6- 2				
8- 7	0- 1	0- 0	AWAY	0- 3	8- 3	7- 3				
0- 0	0- 0	0- 0	NEUTRAL	0- 0	0- 0	0- 0				
6- 4	0- 1	0- 0	NON-CONFERENCE	0- 0	6- 3	3- 2				
4- 1	0- 0	0- 0	HOME	0- 0	4- 1	2- 0				
2- 3	0- 1	0- 0	AWAY	0- 0	2- 2	1- 2				
0- 0	0- 0	0- 0	NEUTRAL	0- 0	0- 0	0- 0				
10- 9	0- 0	0- 0	CONFERENCE	0- 6	10- 3	10- 3				
4- 5	0- 0	0- 0	HOME	0- 3	4- 2	4- 2				
6- 4	0- 0	0- 0	AWAY	0- 3	6- 1	6- 1				
0- 0	0- 0	0- 0	NEUTRAL	0- 0	0- 0	0- 0				

RPI 1-25				RPI 26-50				RPI 51-100				RPI 101+ Team's RPI: 153			
RPI	S	Opponent	Score	RPI	S	Opponent	Score	RPI	S	Opponent	Score	RPI	S	Opponent	Score
25	A	Marquette	53 83					55	A	American	63 71	115	H	Delaware	59 70
								55	H	American	46 64	119	H	Dartmouth	71 56
								77	A	Navy	44 70	127	A	Yale	82 65
								77	H	Navy	46 55	157	H	Binghamton	73 61
								89	A	Bucknell	36 60	206	A	Lehigh	62 60
								89	H	Bucknell	55 75	206	A	Lehigh	55 59
												206	H	Lehigh	55 50
												230	A	Boston U.	48 47
												230	H	Boston U.	59 60
												234	A	Lafayette	65 60
												234	H	Lafayette	48 39
												236	A	Loyola Maryland	69 62
												236	H	Loyola Maryland	62 47
												240	A	Holy Cross	66 57
												240	H	Holy Cross	62 70
												265	H	LIU Brooklyn	71 37
												274	A	St. Francis Brooklyn	52 73
												281	A	Fairleigh Dickinson	56 58
												287	A	Colgate	62 54
												287	H	Colgate	69 49
												290	A	Air Force	65 59
												339	H	NJIT	79 49

LAST 12 Division I GAMES:															
206	A	Lehigh	62 60	77	H	Navy	46 55								
89	H	Bucknell	55 75	234	H	Lafayette	48 39								
230	A	Boston U.	48 47	55	A	American	63 71								
287	H	Colgate	69 49	236	H	Loyola Maryland	62 47								
206	H	Lehigh	55 50	287	A	Colgate	62 54								
240	A	Holy Cross	66 57	206	A	Lehigh	55 59								

Non-Div I Games: St. Joseph's (Brkln)107 46

Average RPI Loss: 54

DIV. I ONLY	13- 15	203	4- 6	40	27	101	101	2	2
DIV. I NON-CONF.	8- 3	65	0- 0	176	119	81	81	2	2
TOTALS	RPI 1-25	RPI 26-50	W-L RECORDS	RPI 51-100	RPI 101-999	RPI 201+			
13- 15	0- 7	1- 2	OVERALL	3- 3	9- 3	2- 0			
10- 3	0- 2	1- 0	HOME	1- 0	8- 1	2- 0			
2- 9	0- 4	0- 2	AWAY	1- 3	1- 0	0- 0			
1- 3	0- 1	0- 0	NEUTRAL	1- 0	0- 2	0- 0			
8- 3	0- 0	0- 0	NON-CONFERENCE	2- 1	6- 2	2- 0			
5- 0	0- 0	0- 0	HOME	0- 0	5- 0	2- 0			
2- 1	0- 0	0- 0	AWAY	1- 1	1- 0	0- 0			
1- 2	0- 0	0- 0	NEUTRAL	1- 0	0- 2	0- 0			
5- 12	0- 7	1- 2	CONFERENCE	1- 2	3- 1	0- 0			
5- 3	0- 2	1- 0	HOME	1- 0	3- 1	0- 0			
0- 8	0- 4	0- 2	AWAY	0- 2	0- 0	0- 0			
0- 1	0- 1	0- 0	NEUTRAL	0- 0	0- 0	0- 0			

RPI 1-25				RPI 26-50				RPI 51-100				RPI 101+				Team's RPI: 101+	
RPI	S	Opponent	Score	RPI	S	Opponent	Score	RPI	S	Opponent	Score	RPI	S	Opponent	Score		
5	A	Mississippi St.	61 82	26	A	Georgia	48 60	54	A	Indiana	65 53	108	N	Chattanooga	41 50		
9	A	Tennessee	59 70	28	A	LSU	56 59	67	A	Virginia Tech	63 72	126	H	Louisiana Tech	75 59		
9	N	Tennessee	61 64	28	H	LSU	70 62	86	A	Kentucky	48 65	143	H	Arkansas	58 68		
11	A	South Carolina	63 71					94	A	Alabama	60 70	152	H	Vanderbilt	63 60		
15	A	Texas A&M	59 78					94	H	Alabama	69 60	160	H	N.C. A&T	63 53		
15	H	Texas A&M	73 82					98	N	Georgetown	60 40	161	H	Ole Miss	60 55		
23	H	Missouri	51 59									169	A	Louisiana	70 60		
												176	N	Northwestern	48 49		
												177	H	Florida	84 55		
												181	H	Southern U.	65 47		
												298	H	Southeastern La.	80 46		
												338	H	La.-Monroe	67 41		
LAST 12 Division I GAMES:																	
				9	N	Tennessee	61 64	28	H	LSU	70 62						
				161	H	Ole Miss	60 55	15	A	Texas A&M	59 78						
				5	A	Mississippi St.	61 82	86	A	Kentucky	48 65						
				94	A	Alabama	60 70	94	H	Alabama	69 60						
				23	H	Missouri	51 59	26	A	Georgia	48 60						
				152	H	Vanderbilt	63 60	28	A	LSU	56 59						

Non-Div I Games:	Xavier (LA)	70	44
------------------	-------------	----	----

Auburn

■ Loss, ■ Non-Conf, S Site, H Home A Away N Neutral

Average RPI Win:	291	WON-LOST	WINNING	LAST 10	STRENGTH OF	OPP. STRENGTH	TEAM	ADJ.	CONF.	ADJ CONF.
Average RPI Loss:	167	RECORD	PCT. RANK	GAMES	SCHEDULE	OF SCHEDULE	RPI	RPI	RPI	RPI
DIV. I ONLY	14- 14	178	4- 6	337	274	249	249	25	25	
DIV. I NON-CONF.	5- 4	146	0- 0	327	308	219	219	27	27	

TOTALS	RPI 1-25	RPI 26-50	W-L RECORDS	RPI 51-100	RPI 101-999	RPI 201+				
14- 14	0- 0	0- 1	OVERALL	0- 2	14- 11	13- 3				
8- 4	0- 0	0- 0	HOME	0- 1	8- 3	7- 0				
6- 9	0- 0	0- 0	AWAY	0- 1	6- 1	6- 0				
0- 1	0- 0	0- 0	NEUTRAL	0- 0	0- 1	0- 0				
5- 4	0- 0	0- 1	NON-CONFERENCE	0- 1	5- 2	5- 1				
2- 1	0- 0	0- 0	HOME	0- 1	2- 0	2- 0				
3- 3	0- 0	0- 1	AWAY	0- 0	3- 2	3- 1				
0- 0	0- 0	0- 0	NEUTRAL	0- 0	0- 0	0- 0				
9- 10	0- 0	0- 0	CONFERENCE	0- 1	9- 9	8- 2				
6- 3	0- 0	0- 0	HOME	0- 0	6- 3	5- 0				
3- 6	0- 0	0- 0	AWAY	0- 1	3- 5	3- 2				
0- 1	0- 0	0- 0	NEUTRAL	0- 0	0- 1	0- 0				

RPI 1-25	RPI 26-50	RPI 51-100	RPI 101+	Team's RPI: 249
RPI S Opponent Score	RPI S Opponent Score	RPI S Opponent Score	RPI S Opponent Score	Score
	44 A Ball St. 57 89	57 A Belmont 75 78	130 A Butler 54 75	
		100 H Western Ill. 68 81	158 A UT Martin 66 100	
			158 H UT Martin 69 62	
			162 A Jacksonville St. 47 65	
			162 H Jacksonville St. 50 51	
			163 A SIUE 55 67	
			163 H SIUE 38 61	
			163 N SIUE 43 76	
			190 H Morehead St. 59 66	
			231 A Southeast Mo. St. 61 50	
			231 H Southeast Mo. St. 66 65	
			242 A Illinois 47 59	
			254 A Northern Ky. 53 52	
			260 A Lipscomb 71 63	
			294 A Murray St. 65 91	
			294 H Murray St. 75 69	
			311 A Alabama A&M 55 52	
			313 A Tennessee Tech 59 63	
			313 H Tennessee Tech 53 52	
			316 H Eastern Ky. 59 45	
			330 A Tennessee St. 75 59	
			331 H Ark. -Pine Bluff 97 61	
			345 A Eastern Ill. 75 66	
			345 H Eastern Ill. 69 59	
			349 H Evansville 82 73	
LAST 12 Division I GAMES:				
163 N SIUE 43 76	294 A Murray St. 65 91			
294 H Murray St. 75 69	231 A Southeast Mo. St. 61 50			
163 A SIUE 55 67	158 A UT Martin 66 100			
162 H Jacksonville St. 50 51	190 H Morehead St. 59 66			
313 H Tennessee Tech 53 52	316 H Eastern Ky. 59 45			
345 A Eastern Ill. 75 66	57 A Belmont 75 78			

Non-Div I Games: Christian Bros. 73 50 Trevecca Nazarene 80 72

Austin Peay

Average RPI Win:	218	WON-LOST	WINNING	LAST 10	STRENGTH OF	OPP. STRENGTH	TEAM	ADJ.	CONF.	ADJ CONF.
Average RPI Loss:	120	RECORD	PCT. RANK	GAMES	SCHEDULE	OF SCHEDULE	RPI	RPI	RPI	RPI
DIV. I ONLY	16- 14	156	4- 6	181	124	155	155	14	14	
DIV. I NON-CONF.	5- 6	187	0- 0	203	125	210	210	11	11	

TOTALS	RPI 1-25	RPI 26-50	W-L RECORDS	RPI 51-100	RPI 101-999	RPI 201+				
16- 14	0- 0	0- 5	OVERALL	1- 1	15- 8	9- 1				
11- 4	0- 0	0- 2	HOME	1- 0	10- 2	6- 1				
5- 9	0- 0	0- 3	AWAY	0- 1	5- 5	3- 0				
0- 1	0- 0	0- 0	NEUTRAL	0- 0	0- 1	0- 0				
5- 6	0- 0	0- 3	NON-CONFERENCE	0- 0	5- 3	3- 1				
4- 2	0- 0	0- 1	HOME	0- 0	4- 1	3- 1				
1- 4	0- 0	0- 2	AWAY	0- 0	1- 2	0- 0				
0- 0	0- 0	0- 0	NEUTRAL	0- 0	0- 0	0- 0				
11- 8	0- 0	0- 2	CONFERENCE	1- 1	10- 5	6- 0				
7- 2	0- 0	0- 1	HOME	1- 0	6- 1	3- 0				
4- 5	0- 0	0- 1	AWAY	0- 1	4- 3	3- 0				
0- 1	0- 0	0- 0	NEUTRAL	0- 0	0- 1	0- 0				

RPI S Opponent	Score	RPI S Opponent	Score	RPI S Opponent	Score	RPI S Opponent	Score	Team's RPI: 155
26 H Georgi a	63 79	26 H Georgi a	63 79	80 A Saint Mary's (CA)	49 57	110 H Utah	77 68	
32 A Gonzaga	37 62	32 A Gonzaga	37 62	80 H Saint Mary's (CA)	63 54	114 A Colorado St.	54 56	
32 H Gonzaga	70 84					129 A San Francisco	73 76	
37 A Northern Colo.	74 79					129 H San Francisco	70 66	
42 A Cal i forni a	45 70					141 A Loyol a Marymount	67 55	
						141 H Loyol a Marymount	62 52	
						148 A Eastern Wash.	73 69	
						164 A San Di ego	69 70	
						164 H San Di ego	60 66	
						164 N San Di ego	56 61	
						186 A Paci fi c	76 83	
						186 H Paci fi c	77 65	
						198 A Washi ngton	72 80	
						209 H Montana St.	75 54	
						239 A Pepperdi ne	73 67	
						239 H Pepperdi ne	78 43	
						289 A Santa Clara	55 34	
						289 H Santa Clara	65 47	
						315 H Utah St.	69 76	
						317 A Portland	72 58	
						317 H Portland	73 35	
						323 H Utah Valley	75 54	
						329 H Southern Utah	75 67	
LAST 12 Divi sion I GAMES:								
164 N San Di ego	56 61	289 A Santa Clara	55 34					
32 A Gonzaga	37 62	32 H Gonzaga	70 84					
317 H Portl and	73 35	141 H Loyol a Marymount	62 52					
164 H San Di ego	60 66	186 A Paci fi c	76 83					
239 H Pepperdi ne	78 43	80 H Saint Mary's (CA)	63 54					
129 A San Franci sco	73 76	164 A San Di ego	69 70					

Non-Di v I Games:

BYU

Average RPI Win:

163

Average RPI Loss:

60

WON-LOST
RECORD

23- 6

WINNING
PCT. RANK

29

LAST 10
GAMES

6- 2

STRENGTH OF
SCHEDULE

126

OPP. STRENGTH
OF SCHEDULE

87

TEAM
RPI

44

ADJ.
RPI

44

CONF.
RPI

8

ADJ CONF.
RPI

8

DIV. I ONLY
DIV. I NON-CONF.

10- 0

1

0- 0

188

126

20

20

8

8

TOTALS

RPI 1-25

RPI 26-50

W-L RECORDS

RPI 51-100

RPI 101-999

RPI 201+

23- 6

0- 3

0- 0

OVERALL

7- 2

16- 1

8- 0

13- 2

0- 2

0- 0

HOME

5- 0

8- 0

5- 0

10- 3

0- 1

0- 0

AWAY

2- 1

8- 1

3- 0

0- 1

0- 0

0- 0

NEUTRAL

0- 1

0- 0

0- 0

10- 0

0- 0

0- 0

NON-CONFERENCE

3- 0

7- 0

4- 0

6- 0

0- 0

0- 0

HOME

2- 0

4- 0

3- 0

4- 0

0- 0

0- 0

AWAY

1- 0

3- 0

1- 0

0- 0

0- 0

0- 0

NEUTRAL

0- 0

0- 0

0- 0

13- 6

0- 3

0- 0

CONFERENCE

4- 2

9- 1

4- 0

7- 2

0- 2

0- 0

HOME

3- 0

4- 0

2- 0

6- 3

0- 1

0- 0

AWAY

1- 1

5- 1

2- 0

0- 1

0- 0

0- 0

NEUTRAL

0- 1

0- 0

0- 0

RPI 1-25

RPI 26-50

Team's RPI: 44

RPI 51-100

RPI 101+

RPI	S	Opponent	Score
20	H	Buffalo	80 84
24	A	Central Mich.	80 88
24	H	Central Mich.	65 69

RPI	S	Opponent	Score
-----	---	----------	-------

RPI	S	Opponent	Score
56	H	Western Ky.	93 81
62	A	Purdue	66 60
75	H	Miami (OH)	86 61
85	A	Toledo	66 72
85	H	Toledo	78 73
96	A	Western Mich.	81 71
96	H	Western Mich.	85 58
96	N	Western Mich.	54 65
99	H	Missouri St.	70 58

RPI	S	Opponent	Score
112	A	Ohio	76 80
124	A	Cleveland St.	76 64
130	H	Butler	87 75
147	A	Northern Ill.	72 50
147	H	Northern Ill.	81 72
149	A	Kent St.	79 58
152	A	Vanderbilt	88 79
196	A	Eastern Mich.	88 63
196	H	Eastern Mich.	91 85
207	A	Bowling Green	84 73
207	H	Bowling Green	82 41
225	A	Akron	74 61
225	H	Akron	97 65
231	H	Southeast Mo. St.	69 56
249	H	Austin Peay	89 57
260	H	Lipscomb	84 46
330	A	Tennessee St.	85 65

LAST 12 Division I GAMES:

96	N	Western Mich.	54	65	96	A	Western Mich.	81	71
196	A	Eastern Mich.	88	63	196	H	Eastern Mich.	91	85
24	A	Central Mich.	80	88	112	A	Ohio	76	80
85	H	Toledo	78	73	225	H	Akron	97	65
96	H	Western Mich.	85	58	147	H	Northern Ill.	81	72
147	A	Northern Ill.	72	50	207	H	Bowling Green	82	41

Non-Div I Games:

Oakland City

126 55

Ball St.

Average RPI	Win: 110	WON-LOST RECORD	WINNING PCT. RANK	LAST 10 GAMES	STRENGTH OF SCHEDULE	OPP. STRENGTH OF SCHEDULE	TEAM RPI	ADJ. RPI	CONF. RPI	ADJ CONF. RPI
Average RPI	Loss: 10									
DIV. I ONLY	31- 1	3	10- 0	27	24	4	4	4	4	
DIV. I NON-CONF.	10- 1	15	0- 0	73	63	13	13	5	5	

TOTALS	RPI 1-25	RPI 26-50	W-L RECORDS	RPI 51-100	RPI 101-999	RPI 201+				
31- 1	4- 1	2- 0	OVERALL	14- 0	11- 0	5- 0				
16- 0	2- 0	1- 0	HOME	6- 0	7- 0	3- 0				
10- 1	1- 1	1- 0	AWAY	4- 0	4- 0	2- 0				
5- 0	1- 0	0- 0	NEUTRAL	4- 0	0- 0	0- 0				
10- 1	1- 1	0- 0	NON-CONFERENCE	4- 0	5- 0	3- 0				
7- 0	1- 0	0- 0	HOME	2- 0	4- 0	2- 0				
1- 1	0- 1	0- 0	AWAY	0- 0	1- 0	1- 0				
2- 0	0- 0	0- 0	NEUTRAL	2- 0	0- 0	0- 0				
21- 0	3- 0	2- 0	CONFERENCE	10- 0	6- 0	2- 0				
9- 0	1- 0	1- 0	HOME	4- 0	3- 0	1- 0				
9- 0	1- 0	1- 0	AWAY	4- 0	3- 0	1- 0				
3- 0	1- 0	0- 0	NEUTRAL	2- 0	0- 0	0- 0				

RPI	S	Opponent	Score	RPI	S	Opponent	Score	RPI	S	Opponent	Score	RPI	S	Opponent	Score
10	A	UCLA	68 82	34	A	Okl ahoma	74 52	58	A	Okl ahoma St.	87 45	106	A	Iowa St.	79 50
12	A	Texas	93 87	34	H	Okl ahoma	74 65	58	H	Okl ahoma St.	77 64	106	H	Iowa St.	89 49
12	H	Texas	81 56					64	A	West Vi rgi ni a	83 72	128	H	Central Ark.	86 55
12	N	Texas	77 69					64	H	West Vi rgi ni a	80 54	183	A	Kansas	83 48
13	H	Stanford	81 57					68	N	Georgi a Tech	80 57	183	H	Kansas	88 51
								69	A	TCU	85 53	201	H	North Dakota	105 43
								69	H	TCU	83 63	229	A	Ni choll s St.	85 43
								69	N	TCU	94 48	252	A	Texas Tech	90 44
								86	H	Kentucky	90 63	252	H	Texas Tech	97 49
								90	A	Kansas St.	88 58	276	H	McNeese	95 34
								90	H	Kansas St.	75 50	321	H	Coppin St.	100 54
								90	N	Kansas St.	83 54				
								91	H	Lamar Uni versi ty	121 62				
								99	N	Missouri St.	100 58				
LAST 12 Di vi si on I GAMES:															
12	N	Texas	77 69	183	H	Kansas	88 51								
69	N	TCU	94 48	58	A	Okl ahoma St.	87 45								
90	N	Kansas St.	83 54	69	H	TCU	83 63								
64	H	West Vi rgi ni a	80 54	34	H	Okl ahoma	74 65								
69	A	TCU	85 53	252	A	Texas Tech	90 44								
12	A	Texas	93 87	58	H	Okl ahoma St.	77 64								

Non-Di v I Games:

Bayl or

Average RPI Win: 228	WON-LOST RECORD	WINNING PCT. RANK	LAST 10 GAMES	STRENGTH OF SCHEDULE	OPP. STRENGTH OF SCHEDULE	TEAM RPI	ADJ. RPI	CONF. RPI	ADJ. CONF. RPI
Average RPI Loss: 44									
DIV. I ONLY	30- 3	6	10- 0	254	218	57	57	25	25
DIV. I NON-CONF.	9- 3	61	0- 0	147	36	60	60	27	27

TOTALS	RPI 1-25	RPI 26-50	W-L RECORDS	RPI 51-100	RPI 101-999	RPI 201+			
30- 3	0- 1	1- 1	OVERALL	1- 1	28- 0	16- 0			
12- 1	0- 0	0- 0	HOME	0- 1	12- 0	8- 0			
13- 1	0- 0	0- 0	AWAY	0- 0	13- 0	7- 0			
5- 1	0- 1	1- 0	NEUTRAL	1- 0	3- 0	1- 0			
9- 3	0- 1	1- 1	NON-CONFERENCE	1- 1	7- 0	4- 0			
3- 1	0- 0	0- 0	HOME	0- 1	3- 0	2- 0			
4- 1	0- 0	0- 1	AWAY	0- 0	4- 0	2- 0			
2- 1	0- 1	1- 0	NEUTRAL	1- 0	0- 0	0- 0			
21- 0	0- 0	0- 0	CONFERENCE	0- 0	21- 0	12- 0			
9- 0	0- 0	0- 0	HOME	0- 0	9- 0	6- 0			
9- 0	0- 0	0- 0	AWAY	0- 0	9- 0	5- 0			
3- 0	0- 0	0- 0	NEUTRAL	0- 0	3- 0	1- 0			

RPI 1-25				RPI 26-50				RPI 51-100 Team's RPI: 57				RPI 101+			
RPI	S	Opponent	Score	RPI	S	Opponent	Score	RPI	S	Opponent	Score	RPI	S	Opponent	Score
13	N	Stanford	53 74	32	N	Gonzaga	71 63	52	N	FGCU	75 65	152	A	Vanderbilt	111 74
				34	A	Oklahoma	73 96	84	H	Wright St.	81 91	158	A	UT Martin	65 63
												158	N	UT Martin	63 56
												159	H	Samford	83 46
												162	A	Jacksonville St.	66 35
												162	H	Jacksonville St.	71 55
												162	N	Jacksonville St.	63 53
												163	A	SIUE	72 55
												163	H	SIUE	86 64
												190	A	Morehead St.	83 62
												190	H	Morehead St.	80 56
												197	A	Tulsa	90 65
												221	A	Arkansas St.	83 52
												231	A	Southeast Mo. St.	67 57
												245	H	Presbyterian	90 48
												249	H	Austin Peay	78 75
												260	A	Lipscomb	91 59
												294	H	Murray St.	70 65
												294	N	Murray St.	88 64
												313	A	Tennessee Tech	68 60
												313	H	Tennessee Tech	78 59
												316	A	Eastern Ky.	77 55
												316	H	Eastern Ky.	95 62
												326	H	Fort Wayne	74 42
												330	A	Tennessee St.	87 70
												330	H	Tennessee St.	84 42
												345	A	Eastern Ill.	86 58
												345	H	Eastern Ill.	59 37

				LAST 12 Division I GAMES:											
				158	N	UT Martin	63 56	316	H	Eastern Ky.	95 62				
				162	N	Jacksonville St.	63 53	313	A	Tennessee Tech	68 60				
				294	N	Murray St.	88 64	330	A	Tennessee St.	87 70				
				330	H	Tennessee St.	84 42	190	A	Morehead St.	83 62				
				162	A	Jacksonville St.	66 35	316	A	Eastern Ky.	77 55				
				190	H	Morehead St.	80 56	163	H	SIUE	86 64				

Non-Div I Games: Trevecca Nazarene 97 39

Belmont

Average RPI Win:	267	WON-LOST	WINNING	LAST 10	STRENGTH OF	OPP. STRENGTH	TEAM	ADJ.	CONF.	ADJ CONF.
Average RPI Loss:	169	RECORD	PCT. RANK	GAMES	SCHEDULE	OF SCHEDULE	RPI	RPI	RPI	RPI
DIV. I ONLY	22- 5	17	9- 1	311	342	122	122	30	30	
DIV. I NON-CONF.	6- 4	122	0- 0	155	336	147	147	30	30	

TOTALS	RPI 1-25	RPI 26-50	W-L RECORDS	RPI 51-100	RPI 101-999	RPI 201+				
22- 5	0- 0	0- 1	OVERALL	0- 1	22- 3	18- 2				
10- 3	0- 0	0- 0	HOME	0- 1	10- 2	9- 1				
9- 2	0- 0	0- 1	AWAY	0- 0	9- 1	8- 1				
3- 0	0- 0	0- 0	NEUTRAL	0- 0	3- 0	1- 0				
6- 4	0- 0	0- 1	NON-CONFERENCE	0- 1	6- 2	3- 2				
3- 2	0- 0	0- 0	HOME	0- 1	3- 1	2- 1				
1- 2	0- 0	0- 1	AWAY	0- 0	1- 1	1- 1				
2- 0	0- 0	0- 0	NEUTRAL	0- 0	2- 0	0- 0				
16- 1	0- 0	0- 0	CONFERENCE	0- 0	16- 1	15- 0				
7- 1	0- 0	0- 0	HOME	0- 0	7- 1	7- 0				
8- 0	0- 0	0- 0	AWAY	0- 0	8- 0	7- 0				
1- 0	0- 0	0- 0	NEUTRAL	0- 0	1- 0	1- 0				

RPI S Opponent	Score	RPI S Opponent	Score	RPI S Opponent	Score	RPI S Opponent	Score	Team's RPI: 122
50 A Miami (FL)	39 85	97 H Jacksonville	58 68	134 N Texas St.	62 56	160 H N. C. A&T	55 62	
				179 A Hampton	61 56	181 H Southern U.	68 56	
				195 N Richmond	63 50	216 A Norfolk St.	58 51	
				216 H Norfolk St.	60 45	236 H Prairie View	77 52	
				238 A North Florida	63 70	247 H Grand Canyon	69 60	
				266 A UMES	55 48	266 H UMES	73 61	
				266 N UMES	71 65	269 A Howard	59 55	
				270 A Morgan St.	64 57	298 H Southeastern La.	58 60	
				299 A FIU	77 59	318 H South Carolina St.	68 50	
				320 H N. C. Central	57 47	321 A Coppin St.	75 63	
				321 H Coppin St.	64 38	333 A Delaware St.	68 60	
				336 A Florida A&M	62 42	336 H Florida A&M	44 42	
				340 H Savannah St.	75 54	340 H Savannah St.	75 54	
				270 A Morgan St.	64 57			
				321 A Coppin St.	75 63			
				320 H N. C. Central	57 47			
				266 H UMES	73 61			
				216 H Norfolk St.	60 45			
				321 H Coppin St.	64 38			
				179 A Hampton	61 56			
				216 A Norfolk St.	58 51			

LAST 12 Division I GAMES:

266 N UMES	71 65	320 H N. C. Central	57 47
336 A Florida A&M	62 42	266 H UMES	73 61
160 H N. C. A&T	55 62	216 H Norfolk St.	60 45
340 H Savannah St.	75 54	321 H Coppin St.	64 38
270 A Morgan St.	64 57	179 A Hampton	61 56
321 A Coppin St.	75 63	216 A Norfolk St.	58 51

Non-Div I Games: Edward Waters 101 60 Palm Beach Atl. 61 48

Bethune-Cookman

Loss, Non-Conf, S Site, H Home A Away N Neutral

Average RPI		Win: 246	WON-LOST RECORD	WINNING PCT. RANK	LAST 10 GAMES	STRENGTH OF SCHEDULE	OPP. STRENGTH OF SCHEDULE	TEAM RPI	ADJ. RPI	CONF. RPI	ADJ. CONF. RPI
Loss: 130											
DIV. I ONLY			18- 11	101	6- 4	259	240	157	157	20	20
DIV. I NON-CONF.			8- 4	87	0- 0	297	239	152	152	24	24
TOTALS		RPI 1-25		RPI 26-50		W-L RECORDS	RPI 51-100	RPI 101-999		RPI 201+	
18- 11	0- 0			0- 0		OVERALL	2- 4	16- 7		12- 0	
7- 5	0- 0			0- 0		HOME	1- 2	6- 3		4- 0	
10- 4	0- 0			0- 0		AWAY	1- 2	9- 2		7- 0	
1- 2	0- 0			0- 0		NEUTRAL	0- 0	1- 2		1- 0	
8- 4	0- 0			0- 0		NON-CONFERENCE	1- 1	7- 3		6- 0	
3- 1	0- 0			0- 0		HOME	1- 0	2- 1		1- 0	
4- 2	0- 0			0- 0		AWAY	0- 1	4- 1		4- 0	
1- 1	0- 0			0- 0		NEUTRAL	0- 0	1- 1		1- 0	
10- 7	0- 0			0- 0		CONFERENCE	1- 3	9- 4		6- 0	
4- 4	0- 0			0- 0		HOME	0- 2	4- 2		3- 0	
6- 2	0- 0			0- 0		AWAY	1- 1	5- 1		3- 0	
0- 1	0- 0			0- 0		NEUTRAL	0- 0	0- 1		0- 0	

RPI 1-25				RPI 26-50				RPI 51-100				RPI 101+				Team's RPI: 157	
RPI	S	Opponent	Score	RPI	S	Opponent	Score	RPI	S	Opponent	Score	RPI	S	Opponent	Score		
								61	H	Penn	77 72	119	H	Dartmouth	80 64		
								73	A	Maine	66 62	127	H	Yale	69 73		
								73	H	Maine	38 61	132	A	Hartford	45 61		
								82	A	Albany (NY)	46 63	132	H	Hartford	64 59		
								82	H	Albany (NY)	53 57	132	N	Hartford	68 72		
								89	A	Bucknell	59 64	153	A	Army West Point	61 73		
												175	A	New Hampshire	54 52		
												175	H	New Hampshire	61 63		
												187	A	Stony Brook	69 64		
												187	H	Stony Brook	59 67		
												197	N	Tulsa	55 60		
												250	A	Rider	76 54		
												266	N	UMES	68 51		
												267	A	Cornell	66 58		
												293	A	Vermont	62 48		
												293	H	Vermont	52 38		
												295	A	Bryant	55 47		
												322	A	UMBC	68 53		
												322	H	UMBC	81 51		
												329	A	Southern Utah	72 66		
												339	H	NJIT	67 36		
												348	A	UMass Lowell	76 46		
												348	H	UMass Lowell	52 38		
LAST 12 Division I GAMES:																	
								132	N	Hartford	68 72						
								132	A	Hartford	45 61						
								82	H	Albany (NY)	53 57						
								348	H	UMass Lowell	52 38						
								293	H	Vermont	52 38						
								322	A	UMBC	68 53						
								187	A	Stony Brook	69 64						
								73	H	Maine	38 61						
								293	A	Vermont	62 48						
								175	A	New Hampshire	54 52						
								322	H	UMBC	81 51						
								348	A	UMass Lowell	76 46						

Non-Div I Games: SUNY Cortland 90 36

Bi nghamton

■ Loss, ■ Non-Conf, S Site, H Home A Away N Neutral

Average RPI Win: 200		WON-LOST RECORD	WINNING PCT. RANK	LAST 10 GAMES	STRENGTH OF SCHEDULE	OPP. STRENGTH OF SCHEDULE	TEAM RPI	ADJ. RPI	CONF. RPI	ADJ CONF. RPI
Average RPI Loss: 143										
DIV. I ONLY		20- 9	68	9- 1	223	121	120	120	16	16
DIV. I NON-CONF.		4- 5	202	0- 0	288	129	260	260	14	14
TOTALS		RPI 1-25	RPI 26-50	W-L RECORDS		RPI 51-100	RPI 101-999	RPI 201+		
20- 9	0- 0		0- 0	OVERALL		3- 4	17- 5	9- 2		
9- 5	0- 0		0- 0	HOME		2- 2	7- 3	3- 1		
9- 2	0- 0		0- 0	AWAY		1- 2	8- 0	5- 0		
2- 2	0- 0		0- 0	NEUTRAL		0- 0	2- 2	1- 1		
4- 5	0- 0		0- 0	NON-CONFERENCE		0- 1	4- 4	1- 2		
2- 3	0- 0		0- 0	HOME		0- 1	2- 2	0- 1		
2- 0	0- 0		0- 0	AWAY		0- 0	2- 0	1- 0		
0- 2	0- 0		0- 0	NEUTRAL		0- 0	0- 2	0- 1		
16- 4	0- 0		0- 0	CONFERENCE		3- 3	13- 1	8- 0		
7- 2	0- 0		0- 0	HOME		2- 1	5- 1	3- 0		
7- 2	0- 0		0- 0	AWAY		1- 2	6- 0	4- 0		
2- 0	0- 0		0- 0	NEUTRAL		0- 0	2- 0	1- 0		

RPI 1-25				RPI 26-50				RPI 51-100				RPI 101+ Team's RPI: 120			
RPI	S	Opponent	Score	RPI	S	Opponent	Score	RPI	S	Opponent	Score	RPI	S	Opponent	Score
								74	A	Wyoming	67 63	111	H	Washington St.	53 61
								74	H	Wyoming	51 66	113	H	Saint Francis (PA)	87 59
								80	H	Saint Mary's (CA)	72 74	114	A	Colorado St.	62 58
								88	A	New Mexico	83 100	114	H	Colorado St.	55 49
								88	H	New Mexico	91 85	114	N	Colorado St.	76 51
								92	A	UNLV	54 77	145	H	Fresno St.	75 66
								92	H	UNLV	69 60	148	A	Eastern Wash.	61 57
												164	N	San Diego	52 72
												171	A	Nevada	63 55
												171	H	Nevada	68 72
												198	H	Washington	85 62
												202	H	CSU Bakersfield	59 65
												271	A	San Diego St.	86 70
												271	H	San Diego St.	64 53
												278	A	San Jose St.	112 80
												290	A	Air Force	58 47
												290	H	Air Force	49 46
												290	N	Air Force	60 46
												305	N	Northern Ariz.	60 62
												315	A	Utah St.	64 42
												315	H	Utah St.	68 60
												317	A	Portland	73 47
				LAST 12 Division I GAMES:											
								114	N	Colorado St.	76 51	171	A	Nevada	63 55
								290	N	Air Force	60 46	315	H	Utah St.	68 60
								74	A	Wyoming	67 63	88	H	New Mexico	91 85
								271	H	San Diego St.	64 53	92	A	UNLV	54 77
								114	H	Colorado St.	55 49	290	H	Air Force	49 46
								290	A	Air Force	58 47	278	A	San Jose St.	112 80

Non-Div I Games:	Corban	94	50	Northwest Chrst.	83	51
------------------	--------	----	----	------------------	----	----

Boi se St.

■ Loss, ■ Non-Conf, S Site, H Home A Away N Neutral

Average RPI Win:	167	WON-LOST	WINNING	LAST 10	STRENGTH OF	OPP. STRENGTH	TEAM	ADJ.	CONF.	ADJ CONF.
Average RPI Loss:	87	RECORD	PCT. RANK	GAMES	SCHEDULE	OF SCHEDULE	RPI	RPI	RPI	RPI
DIV. I ONLY	7- 23	304	1- 9	38	43	208	208	1	1	
DIV. I NON-CONF.	5- 8	220	0- 0	170	209	234	234	1	1	

TOTALS	RPI 1-25	RPI 26-50	W-L RECORDS	RPI 51-100	RPI 101-999	RPI 201+				
7- 23	0- 6	0- 5	OVERALL	2- 3	5- 9	2- 4				
6- 9	0- 2	0- 3	HOME	2- 1	4- 3	1- 1				
1- 13	0- 4	0- 2	AWAY	0- 2	1- 4	1- 2				
0- 1	0- 0	0- 0	NEUTRAL	0- 0	0- 1	0- 0				
5- 8	0- 0	0- 1	NON-CONFERENCE	2- 1	3- 6	2- 4				
4- 3	0- 0	0- 0	HOME	2- 1	2- 2	1- 1				
1- 5	0- 0	0- 1	AWAY	0- 0	1- 4	1- 3				
0- 0	0- 0	0- 0	NEUTRAL	0- 0	0- 0	0- 0				
2- 15	0- 6	0- 4	CONFERENCE	0- 2	2- 3	0- 0				
2- 6	0- 2	0- 3	HOME	0- 0	2- 1	0- 0				
0- 8	0- 4	0- 1	AWAY	0- 2	0- 1	0- 0				
0- 1	0- 0	0- 0	NEUTRAL	0- 0	0- 1	0- 0				

RPI 1-25				RPI 26-50				RPI 51-100				RPI 101+ Team's RPI: 208			
RPI	S	Opponent	Score	RPI	S	Opponent	Score	RPI	S	Opponent	Score	RPI	S	Opponent	Score
2	A	Notre Dame	60 89	31	H	Vi rgi ni a	57 68	67	A	Vi rgi ni a Tech	58 89	105	H	Wake Forest	59 67
2	H	Notre Dame	55 89	35	A	Syracuse	63 69	68	A	Georgi a Tech	43 67	116	H	North Carolina	77 64
3	H	Loui sville	52 87	35	H	Syracuse	57 75	73	H	Mai ne	40 61	116 N	North Carolina	64 69	
8	A	Florida St.	39 67	40	A	Min nesota	68 78	79	H	Houston	79 74	119	A	Dartmouth	57 68
16	A	NC State	54 72	50	H	Mi ami (FL)	43 65	83	H	Fordham	55 52	123	H	Seton Hall	53 73
18	A	Duke	50 75									165	A	Clemson	61 65
												175	H	New Hampshire	64 55
												182	H	Pi ttsburgh	72 61
												211	A	Col umbia	60 68
												217	A	Provi dence	55 63
												230	A	Boston U.	57 61
												240	A	Hol y Cross	70 61
												273	H	Fai rfi el d	58 66
												295	H	Bryant	65 42

LAST 12 Division I GAMES:															
116	N	North Carolina	64 69	68	A	Georgi a Tech	43 67								
35	A	Syracuse	63 69	16	A	NC State	54 72								
8	A	Florida St.	39 67	105	H	Wake Forest	59 67								
2	H	Notre Dame	55 89	35	H	Syracuse	57 75								
3	H	Loui sville	52 87	18	A	Duke	50 75								
182	H	Pi ttsburgh	72 61	50	H	Mi ami (FL)	43 65								

Non-Div I Games:

Boston College

Average RPI Win:	225	WON-LOST	WINNING	LAST 10	STRENGTH OF	OPP. STRENGTH	TEAM	ADJ.	CONF.	ADJ CONF.
Average RPI Loss:	147	RECORD	PCT. RANK	GAMES	SCHEDULE	OF SCHEDULE	RPI	RPI	RPI	RPI
DIV. I ONLY	10- 19	252	2- 8	167	186	230	230	15	15	
DIV. I NON-CONF.	5- 5	170	0- 0	164	154	144	144	18	18	

TOTALS	RPI 1-25	RPI 26-50	W-L RECORDS	RPI 51-100	RPI 101-999	RPI 201+				
10- 19	0- 0	0- 1	OVERALL	0- 7	10- 11	7- 7				
4- 9	0- 0	0- 1	HOME	0- 3	4- 5	3- 3				
6- 10	0- 0	0- 0	AWAY	0- 4	6- 6	4- 4				
0- 0	0- 0	0- 0	NEUTRAL	0- 0	0- 0	0- 0				
5- 5	0- 0	0- 1	NON-CONFERENCE	0- 1	5- 3	3- 0				
2- 2	0- 0	0- 1	HOME	0- 0	2- 1	1- 0				
3- 3	0- 0	0- 0	AWAY	0- 1	3- 2	2- 0				
0- 0	0- 0	0- 0	NEUTRAL	0- 0	0- 0	0- 0				
5- 14	0- 0	0- 0	CONFERENCE	0- 6	5- 8	4- 7				
2- 7	0- 0	0- 0	HOME	0- 3	2- 4	2- 3				
3- 7	0- 0	0- 0	AWAY	0- 3	3- 4	2- 4				
0- 0	0- 0	0- 0	NEUTRAL	0- 0	0- 0	0- 0				

RPI	S	Opponent	Score	RPI	S	Opponent	Score	RPI	S	Opponent	Score	RPI	S	Opponent	Score	Team's RPI: 230
46	H	UCF	32 47	51	A	Harvard	70 80	115	A	Delaware	85 79	138	H	Northeastern	74 73	
				55	A	Ameri can	50 66	153	A	Army West Point	60 59	153	H	Army West Point	47 48	
				55	H	Ameri can	54 61	153	H	Marist	52 80	172	A	Brown	68 92	
				77	A	Navy	48 59	175	A	New Hampshi re	57 72	206	A	Lehi gh	58 74	
				77	H	Navy	59 64	206	H	Lehi gh	56 65	208	H	Boston College	61 57	
				89	A	Bucknel I	57 67	234	A	Lafayette	41 44	234	A	Lafayette	61 66	
				89	H	Bucknel I	58 63	234	H	Lafayette	45 47	236	A	Loyol a Maryl and	52 65	
								236	H	Loyol a Maryl and	75 56	240	A	Hol y Cross	64 58	
								240	H	Hol y Cross	57 60	287	A	Col gate	62 49	
								287	H	Col gate	66 64	293	A	Vermont	57 41	
								295	A	Bryant	78 61					
LAST 12 Division I GAMES:																
234	A	Lafayette	61 66	240	A	Hol y Cross	64 58									
236	A	Loyol a Maryl and	52 65	287	H	Col gate	66 64									
153	H	Army West Point	47 48	206	H	Lehi gh	56 65									
234	A	Lafayette	41 44	89	A	Bucknel I	57 67									
77	A	Navy	48 59	234	H	Lafayette	45 47									
55	H	Ameri can	54 61	77	H	Navy	59 64									

Non-Div I Games:

Boston U.

Bowling Green

Through Games Of March 7, 2018

Average RPI Win:	235	WON-LOST	WINNING	LAST 10	STRENGTH OF	OPP. STRENGTH	TEAM	ADJ.	CONF.	ADJ CONF.
Average RPI Loss:	95	RECORD	PCT. RANK	GAMES	SCHEDULE	OF SCHEDULE	RPI	RPI	RPI	RPI
DIV. I ONLY	10- 19	252	1- 9	104	110	207	207	8	8	
DIV. I NON-CONF.	7- 3	74	0- 0	229	335	115	115	8	8	

TOTALS	RPI 1-25	RPI 26-50	W-L RECORDS	RPI 51-100	RPI 101-999	RPI 201+				
10- 19	0- 3	0- 3	OVERALL	0- 6	10- 7	8- 1				
5- 8	0- 1	0- 1	HOME	0- 3	5- 3	4- 1				
3- 11	0- 2	0- 2	AWAY	0- 3	3- 4	2- 0				
2- 0	0- 0	0- 0	NEUTRAL	0- 0	2- 0	2- 0				
7- 3	0- 0	0- 1	NON-CONFERENCE	0- 0	7- 2	6- 1				
3- 1	0- 0	0- 0	HOME	0- 0	3- 1	3- 1				
2- 2	0- 0	0- 1	AWAY	0- 0	2- 1	1- 0				
2- 0	0- 0	0- 0	NEUTRAL	0- 0	2- 0	2- 0				
3- 16	0- 3	0- 2	CONFERENCE	0- 6	3- 5	2- 0				
2- 7	0- 1	0- 1	HOME	0- 3	2- 2	1- 0				
1- 9	0- 2	0- 1	AWAY	0- 3	1- 3	1- 0				
0- 0	0- 0	0- 0	NEUTRAL	0- 0	0- 0	0- 0				

RPI 1-25				RPI 26-50				RPI 51-100				RPI 101+ Team's RPI: 207			
RPI	S	Opponent	Score	RPI	S	Opponent	Score	RPI	S	Opponent	Score	RPI	S	Opponent	Score
20	A	Buffalo	38 74	27	A	South Dakota St.	44 76	75	A	Miami (OH)	64 92	103	A	Cincinnati	51 75
20	H	Buffalo	67 88	44	A	Ball St.	41 82	75	H	Miami (OH)	62 66	112	A	Ohio	58 69
24	A	Central Mich.	54 90	44	H	Ball St.	73 84	85	H	Toledo	67 77	112	H	Ohio	63 70
								96	A	Western Mich.	58 67	133	A	Robert Morris	64 62
								96	A	Western Mich.	71 85	147	A	Northern Ill.	68 73
								96	H	Western Mich.	67 81	149	A	Kent St.	57 81
												149	H	Kent St.	60 50
												196	H	Eastern Mich.	52 54
												216	N	Norfolk St.	59 50
												225	A	Akron	66 64
												225	H	Akron	84 63
												227	H	Xavier	63 53
												241	N	Fla. Atlantic	66 55
												285	H	Canisius	57 71
												297	H	Valparaiso	90 77
												316	H	Eastern Ky.	77 60
												325	A	Detroit Mercy	85 81

LAST 12 Division I GAMES:															
96	A	Western Mich.	71 85	147	A	Northern Ill.	68 73								
20	A	Buffalo	38 74	96	H	Western Mich.	67 81								
225	H	Akron	84 63	75	H	Miami (OH)	62 66								
75	A	Miami (OH)	64 92	149	A	Kent St.	57 81								
20	H	Buffalo	67 88	85	H	Toledo	67 77								
112	A	Ohio	58 69	44	A	Ball St.	41 82								

Non-Div I Games: Ferris St. 82 73

Bowling Green

Loss,
Non-Conf,
S Site,
H Home
A Away
N Neutral

Average RPI Win:	281	WON-LOST	WINNING	LAST 10	STRENGTH OF	OPP. STRENGTH	TEAM	ADJ.	CONF.	ADJ CONF.
Average RPI Loss:	164	RECORD	PCT. RANK	GAMES	SCHEDULE	OF SCHEDULE	RPI	RPI	RPI	RPI
DIV. I ONLY	11- 17	232	2- 8	296	266	268	268	24	24	
DIV. I NON-CONF.	5- 5	170	0- 0	247	287	201	201	21	21	

TOTALS	RPI 1-25	RPI 26-50	W-L RECORDS	RPI 51-100	RPI 101-999	RPI 201+				
11- 17	0- 1	0- 0	OVERALL	1- 4	10- 12	10- 6				
5- 8	0- 0	0- 0	HOME	1- 2	4- 6	4- 3				
5- 9	0- 1	0- 0	AWAY	0- 2	5- 6	5- 3				
1- 0	0- 0	0- 0	NEUTRAL	0- 0	1- 0	1- 0				
5- 5	0- 1	0- 0	NON-CONFERENCE	1- 0	4- 4	4- 2				
3- 1	0- 0	0- 0	HOME	1- 0	2- 1	2- 0				
1- 4	0- 1	0- 0	AWAY	0- 0	1- 3	1- 2				
1- 0	0- 0	0- 0	NEUTRAL	0- 0	1- 0	1- 0				
6- 12	0- 0	0- 0	CONFERENCE	0- 4	6- 8	6- 4				
2- 7	0- 0	0- 0	HOME	0- 2	2- 5	2- 3				
4- 5	0- 0	0- 0	AWAY	0- 2	4- 3	4- 1				
0- 0	0- 0	0- 0	NEUTRAL	0- 0	0- 0	0- 0				

RPI 1-25				RPI 26-50				RPI 51-100				RPI 101+ Team's RPI: 268			
RPI	S	Opponent	Score	RPI	S	Opponent	Score	RPI	S	Opponent	Score	RPI	S	Opponent	Score
22	A	Green Bay	40 72					70	A	Drake	71 77	124	H	Cleveland St.	65 67
								70	H	Drake	75 84	136	A	UNI	50 63
								99	A	Missouri St.	54 74	136	H	UNI	40 51
								99	H	Missouri St.	65 71	147	A	Northern Ill.	52 76
								100	H	Western Ill.	87 80	173	A	Southern Ill.	53 62
												173	H	Southern Ill.	62 63
												229	N	Nicholls St.	75 65
												231	A	Southeast Mo. St.	53 57
												242	A	Illinois	62 74
												243	A	Illinois St.	62 42
												243	H	Illinois St.	41 53
												244	H	Omaha	69 56
												261	A	Indiana St.	50 65
												261	H	Indiana St.	70 74
												297	A	Valparaiso	88 69
												297	H	Valparaiso	69 58
												304	A	Loyola Chicago	59 57
												304	H	Loyola Chicago	61 71
												332	H	Ill. -Chicago	58 48
												345	A	Eastern Ill.	67 52
												349	A	Evansville	117 59
												349	H	Evansville	92 47
LAST 12 Division I GAMES:															
243	H	Illinois St.	41 53	99	A	Missouri St.	54 74	304	H	Loyola Chicago	61 71				
136	A	UNI	50 63	297	H	Valparaiso	69 58	70	H	Drake	75 84				
70	A	Drake	71 77	136	H	UNI	40 51	349	A	Evansville	117 59				
261	H	Indiana St.	70 74	173	A	Southern Ill.	53 62								

Non-Div I Games: Lincoln (MO) 88 44

Bradley

Loss,
Non-Conf, S Site,
H Home
A Away
N Neutral

Average RPI Win: 239	WON-LOST RECORD	WINNING PCT. RANK	LAST 10 GAMES	STRENGTH OF SCHEDULE	OPP. STRENGTH OF SCHEDULE	TEAM RPI	ADJ. RPI	CONF. RPI	ADJ. CONF. RPI
Average RPI Loss: 97									
DIV. I ONLY	14- 12	152	2- 8	222	130	172	172	9	9
DIV. I NON-CONF.	11- 1	13	0- 0	315	290	100	100	9	9

TOTALS	RPI 1-25	RPI 26-50	W-L RECORDS	RPI 51-100	RPI 101-999	RPI 201+			
14- 12	0- 0	0- 3	OVERALL	0- 4	14- 5	11- 2			
6- 6	0- 0	0- 2	HOME	0- 2	6- 2	5- 1			
6- 6	0- 0	0- 1	AWAY	0- 2	6- 3	5- 1			
2- 0	0- 0	0- 0	NEUTRAL	0- 0	2- 0	1- 0			
11- 1	0- 0	0- 1	NON-CONFERENCE	0- 0	11- 0	9- 0			
4- 1	0- 0	0- 1	HOME	0- 0	4- 0	4- 0			
5- 0	0- 0	0- 0	AWAY	0- 0	5- 0	4- 0			
2- 0	0- 0	0- 0	NEUTRAL	0- 0	2- 0	1- 0			
3- 11	0- 0	0- 2	CONFERENCE	0- 4	3- 5	2- 2			
2- 5	0- 0	0- 1	HOME	0- 2	2- 2	1- 1			
1- 6	0- 0	0- 1	AWAY	0- 2	1- 3	1- 1			
0- 0	0- 0	0- 0	NEUTRAL	0- 0	0- 0	0- 0			

Brown

Brown

RPI 1-25				RPI 26-50				RPI 51-100				RPI 101+				Team's RPI: 172	
RPI	S	Opponent	Score	RPI	S	Opponent	Score	RPI	S	Opponent	Score	RPI	S	Opponent	Score		
30	A	Princeton	44 79	51	A	Harvard	85 87	119	A	Dartmouth	73 78						
30	H	Princeton	62 77	51	H	Harvard	74 86	119	H	Dartmouth	60 77						
42	H	Cal i forni a	79 89	61	A	Penn	56 67	127	A	Yal e	63 77						
				61	H	Penn	55 88	127	H	Yal e	81 71						
								179	N	Hampton	73 66						
								186	A	Paci fic	74 57						
								211	A	Col umbi a	84 80						
								211	H	Col umbi a	74 90						
								217	A	Provi dence	64 59						
								230	H	Boston U.	92 68						
								240	H	Holy Cross	82 78						
								248	H	Sacred Heart	102 77						
								267	A	Cornel I	68 70						
								267	H	Cornel I	85 59						
								269	A	Howard	85 81						
								287	A	Col gate	83 73						
								288	A	Central Conn. St.	78 55						
								295	H	Bryant	85 62						
								295	N	Bryant	72 60						
LAST 12 Division I GAMES:																	
61	A	Penn	56 67	211	A	Col umbi a	84 80										
30	A	Princeton	44 79	267	A	Cornel I	68 70										
267	H	Cornel I	85 59	30	H	Princeton	62 77										
211	H	Col umbi a	74 90	61	H	Penn	55 88										
119	H	Dartmouth	60 77	51	A	Harvard	85 87										
51	H	Harvard	74 86	119	A	Dartmouth	73 78										

Non-Di v I Games: Johnson & Wales (RI) 100 79

Brown

Average RPI Win: **284**
 Average RPI Loss: **195**

WON-LOST
RECORD

WINNING
PCT. RANK

LAST 10
GAMES

STRENGTH OF
SCHEDULE

OPP. STRENGTH
OF SCHEDULE

TEAM
RPI

ADJ.
RPI

CONF.
RPI

ADJ CONF.
RPI

DIV. I ONLY	9- 21	272	3- 7	270	309	295	295	29	29
DIV. I NON-CONF.	1- 10	327	0- 0	232	221	328	328	29	29

TOTALS	RPI 1-25	RPI 26-50	W-L RECORDS	RPI 51-100	RPI 101-999	RPI 201+			
9- 21	0- 0	0- 0	OVERALL	0- 2	9- 19	9- 10			
4- 9	0- 0	0- 0	HOME	0- 0	4- 9	4- 4			
4- 10	0- 0	0- 0	AWAY	0- 2	4- 8	4- 5			
1- 2	0- 0	0- 0	NEUTRAL	0- 0	1- 2	1- 1			
1- 10	0- 0	0- 0	NON-CONFERENCE	0- 2	1- 8	1- 3			
0- 4	0- 0	0- 0	HOME	0- 0	0- 4	0- 1			
0- 5	0- 0	0- 0	AWAY	0- 2	0- 3	0- 2			
1- 1	0- 0	0- 0	NEUTRAL	0- 0	1- 1	1- 0			
8- 11	0- 0	0- 0	CONFERENCE	0- 0	8- 11	8- 7			
4- 5	0- 0	0- 0	HOME	0- 0	4- 5	4- 3			
4- 5	0- 0	0- 0	AWAY	0- 0	4- 5	4- 3			
0- 1	0- 0	0- 0	NEUTRAL	0- 0	0- 1	0- 1			

RPI 1-25				RPI 26-50				RPI 51-100				RPI 101+ Team's RPI: 295			
RPI	S	Opponent	Score	RPI	S	Opponent	Score	RPI	S	Opponent	Score	RPI	S	Opponent	Score
								63	A	James Madison	36 67	113	A	Saint Francis (PA)	69 87
								73	A	Maine	68 70	113	H	Saint Francis (PA)	78 94
												132	H	Hartford	47 59
												133	A	Robert Morris	49 72
												133	H	Robert Morris	61 67
												157	H	Binghamton	47 55
												172	A	Brown	62 85
												172	N	Brown	60 72
												175	H	New Hampshire	65 74
												208	A	Boston College	42 65
												230	H	Boston U.	61 78
												240	A	Holy Cross	57 59
												248	A	Sacred Heart	81 73
												248	H	Sacred Heart	60 56
												248	N	Sacred Heart	63 80
												265	A	LIU Brooklyn	61 69
												265	H	LIU Brooklyn	75 56
												274	A	St. Francis Brooklyn	60 66
												274	H	St. Francis Brooklyn	73 63
												281	A	Fairleigh Dickinson	65 48
												281	H	Fairleigh Dickinson	69 77
												288	A	Central Conn. St.	59 66
												288	H	Central Conn. St.	66 50
												292	A	Mt. St. Mary's	67 64
												292	H	Mt. St. Mary's	63 68
												328	A	Wagner	70 60
												328	H	Wagner	66 75
												334	N	Rhode Island	58 52
LAST 12 Division I GAMES:															
				248	N	Sacred Heart	63 80					292	A	Mt. St. Mary's	67 64
				274	A	St. Francis Brooklyn	60 66					288	A	Central Conn. St.	59 66
				265	A	LIU Brooklyn	61 69					248	H	Sacred Heart	60 56
				113	H	Saint Francis (PA)	78 94					281	H	Fairleigh Dickinson	69 77
				133	H	Robert Morris	61 67					113	A	Saint Francis (PA)	69 87
				328	A	Wagner	70 60					133	A	Robert Morris	49 72

Non-Div I Games:

Bryant

■ Loss, ■ Non-Conf, ■ S Site, ■ Home ■ A Away N Neutral

Average RPI Win:	208	WON-LOST	WINNING	LAST 10	STRENGTH OF	OPP. STRENGTH	TEAM	ADJ.	CONF.	ADJ CONF.
Average RPI Loss:	150	RECORD	PCT. RANK	GAMES	SCHEDULE	OF SCHEDULE	RPI	RPI	RPI	RPI
DIV. I ONLY	22- 8	51	10- 0	205	194	89	89	15	15	
DIV. I NON-CONF.	6- 5	153	0- 0	272	186	187	187	18	18	

TOTALS	RPI 1-25	RPI 26-50	W-L RECORDS	RPI 51-100	RPI 101-999	RPI 201+				
22- 8	0- 0	0- 1	OVERALL	3- 2	19- 5	15- 3				
12- 3	0- 0	0- 0	HOME	2- 0	10- 3	8- 2				
10- 5	0- 0	0- 1	AWAY	1- 2	9- 2	7- 1				
0- 0	0- 0	0- 0	NEUTRAL	0- 0	0- 0	0- 0				
6- 5	0- 0	0- 1	NON-CONFERENCE	0- 1	6- 3	4- 1				
3- 2	0- 0	0- 0	HOME	0- 0	3- 2	2- 1				
3- 3	0- 0	0- 1	AWAY	0- 1	3- 1	2- 0				
0- 0	0- 0	0- 0	NEUTRAL	0- 0	0- 0	0- 0				
16- 3	0- 0	0- 0	CONFERENCE	3- 1	13- 2	11- 2				
9- 1	0- 0	0- 0	HOME	2- 0	7- 1	6- 1				
7- 2	0- 0	0- 0	AWAY	1- 1	6- 1	5- 1				
0- 0	0- 0	0- 0	NEUTRAL	0- 0	0- 0	0- 0				

B
u
c
k
n
e
l
IB
u
c
k
n
e
l
I

RPI 1-25				RPI 26-50				RPI 51-100				Team's RPI : 89				RPI 101+			
RPI	S	Opponent	Score	RPI	S	Opponent	Score	RPI	S	Opponent	Score	RPI	S	Opponent	Score	RPI	S	Opponent	Score
				43	A	Drexel	54 63					55	A	American	58 68	135	H	Saint Joseph's	53 77
												55	H	American	57 52	140	A	Youngstown St.	66 60
												77	A	Navy	49 40	153	A	Army West Point	75 55
												77	H	Navy	47 39	153	H	Army West Point	60 36
												83	A	Fordham	62 71	157	H	Binghamton	64 59
																182	A	Pittsburgh	39 57
																206	A	Lehigh	62 66
																206	H	Lehigh	59 52
																225	H	Akron	63 52
																230	A	Boston U.	63 58
																230	H	Boston U.	67 57
																234	A	Lafayette	80 57
																234	H	Lafayette	83 53
																236	A	Loyola Maryl and	74 69
																236	H	Loyola Maryl and	65 68
																240	A	Holy Cross	71 47
																240	H	Holy Cross	67 53
																240	H	Holy Cross	72 63
																250	A	Rider	76 71
																258	H	St. Bonaventure	48 59
																285	H	Canisius	76 57
																287	A	Colgate	63 42
																287	H	Colgate	77 57
																342	A	Iona	60 53
LAST 12 Division I GAMES:																			
				240	H	Holy Cross	67 53					287	A	Colgate	63 42				
				153	A	Army West Point	75 55					206	H	Lehigh	59 52				
				55	H	American	57 52					234	A	Lafayette	80 57				
				77	A	Navy	49 40					230	H	Boston U.	67 57				
				240	H	Holy Cross	72 63					77	H	Navy	47 39				
				236	A	Loyola Maryl and	74 69					240	A	Holy Cross	71 47				

Non-Div I Games:

Bucknell I

Average RPI Win:	144	WON-LOST	WINNING	LAST 10	STRENGTH OF	OPP. STRENGTH	TEAM	ADJ.	CONF.	ADJ CONF.
Average RPI Loss:	114	RECORD	PCT. RANK	GAMES	SCHEDULE	OF SCHEDULE	RPI	RPI	RPI	RPI
DIV. I ONLY	26- 4	10	10- 0	114	80	20	20	8	8	
DIV. I NON-CONF.	9- 2	33	0- 0	224	51	46	46	8	8	

TOTALS	RPI 1-25	RPI 26-50	W-L RECORDS	RPI 51-100	RPI 101-999	RPI 201+				
26- 4	1- 1	1- 0	OVERALL	8- 1	16- 2	8- 1				
12- 0	1- 0	0- 0	HOME	3- 0	8- 0	4- 0				
10- 4	0- 1	1- 0	AWAY	3- 1	6- 2	4- 1				
4- 0	0- 0	0- 0	NEUTRAL	2- 0	2- 0	0- 0				
9- 2	0- 0	0- 0	NON-CONFERENCE	3- 1	6- 1	4- 1				
3- 0	0- 0	0- 0	HOME	0- 0	3- 0	2- 0				
3- 2	0- 0	0- 0	AWAY	1- 1	2- 1	2- 1				
3- 0	0- 0	0- 0	NEUTRAL	2- 0	1- 0	0- 0				
17- 2	1- 1	1- 0	CONFERENCE	5- 0	10- 1	4- 0				
9- 0	1- 0	0- 0	HOME	3- 0	5- 0	2- 0				
7- 2	0- 1	1- 0	AWAY	2- 0	4- 1	2- 0				
1- 0	0- 0	0- 0	NEUTRAL	0- 0	1- 0	0- 0				

RPI	S	Opponent	Score	RPI	S	Opponent	Score	RPI	S	Opponent	Score	RPI	S	Opponent	Score
24	A	Central Mich.	79 86	44	A	Ball St.	84 80	53	A	Arizona St.	57 76	112	A	Ohio	67 63
24	H	Central Mich.	85 82					60	N	Nebraska	82 72	112	H	Ohio	70 53
								71	A	St. John's (NY)	73 72	115	H	Delaware	87 73
								75	A	Miami (OH)	64 49	147	A	Northern Ill.	84 86
								75	H	Miami (OH)	72 67	149	A	Kent St.	81 51
								85	A	Toledo	84 73	149	H	Kent St.	80 42
								85	H	Toledo	87 69	149	N	Kent St.	72 50
								92	N	UNLV	80 53	165	N	Clemson	61 41
								96	H	Western Mich.	71 49	196	H	Eastern Mich.	97 92
												207	A	Bowling Green	88 67
												207	H	Bowling Green	74 38
												211	A	Columbia	65 63
												225	A	Akron	89 66
												225	H	Akron	85 71
												233	A	Niagara	62 75
												258	A	St. Bonaventure	76 59
												266	H	UMES	76 41
												285	H	Canisius	73 47

LAST 12 Division I GAMES:															
149	N	Kent St.	72 50	24	H	Central Mich.	85 82	75	A	Miami (OH)	64 49	149	H	Kent St.	80 42
207	H	Bowling Green	74 38					85	A	Toledo	84 73	24	A	Central Mich.	79 86
149	A	Kent St.	81 51					196	H	Eastern Mich.	97 92				
112	H	Ohio	70 53												
207	A	Bowling Green	88 67												
225	H	Akron	85 71												

Non-Div I Games:

Buffalo

Average RPI Win: 189

Average RPI Loss: 69

WON-LOST
RECORDWINNING
PCT. RANKLAST 10
GAMESSTRENGTH OF
SCHEDULEOPP. STRENGTH
OF SCHEDULETEAM
RPIADJ.
RPICONF.
RPIADJ CONF.
RPIDIV. I ONLY
DIV. I NON-CONF.15- 17
8- 4196
872- 8
0- 081
12877
193130
72130
726
66
6

TOTALS

RPI 1-25

RPI 26-50

W-L RECORDS

RPI 51-100

RPI 101-999

RPI 201+

15- 17

0- 6

2- 4

OVERALL

2- 4

11- 3

10- 2

7- 6

0- 2

1- 1

HOME

0- 2

6- 1

5- 1

6- 8

0- 3

1- 2

AWAY

1- 1

4- 2

4- 1

2- 3

0- 1

0- 1

NEUTRAL

1- 1

1- 0

1- 0

8- 4

0- 1

0- 2

NON-CONFERENCE

1- 1

7- 0

7- 0

4- 0

0- 0

0- 0

HOME

0- 0

4- 0

4- 0

3- 2

0- 1

0- 1

AWAY

0- 0

3- 0

3- 0

1- 2

0- 0

0- 1

NEUTRAL

1- 1

0- 0

0- 0

7- 13

0- 5

2- 2

CONFERENCE

1- 3

4- 3

3- 2

3- 6

0- 2

1- 1

HOME

0- 2

2- 1

1- 1

3- 6

0- 2

1- 1

AWAY

1- 1

1- 2

1- 1

1- 1

0- 1

0- 0

NEUTRAL

0- 0

1- 0

1- 0

RPI 1-25

RPI 26-50

RPI 51-100

RPI 101+

Team's RPI: 130

RPI	S	Opponent	Score
14	A	South Fla.	55 71
19	A	DePaul	65 87
19	H	DePaul	68 86
25	A	Marquette	67 69
25	H	Marquette	59 78
25	N	Marquette	61 73

RPI	S	Opponent	Score
29	A	Villanova	76 53
29	H	Villanova	67 69
43	N	Drexel	62 76
44	A	Ball St.	75 87
48	A	Creighton	55 64
48	H	Creighton	59 53

RPI	S	Opponent	Score
64	N	West Virginia	68 75
67	N	Virginia Tech	79 77
71	A	St. John's (NY)	38 76
71	H	St. John's (NY)	55 73
98	A	Georgetown	66 57
98	H	Georgetown	52 63

RPI	S	Opponent	Score
123	A	Seton Hall	64 75
123	H	Seton Hall	66 48
203	H	Wisconsin	69 62
217	A	Providence	69 48
217	H	Providence	68 57
217	N	Providence	73 67
227	A	Xavier	54 57
227	H	Xavier	62 69
243	A	Illinois St.	56 45
249	H	Austin Peay	75 54
260	H	Lipscomb	70 58
261	A	Indiana St.	60 51
294	A	Murray St.	88 59
304	H	Loyola Chicago	64 52

LAST 12 Division I GAMES:

25	N	Marquette	61 73	19	H	DePaul	68 86
217	N	Providence	73 67	123	A	Seton Hall	64 75
227	A	Xavier	54 57	71	A	St. John's (NY)	38 76
48	A	Creighton	55 64	29	H	Villanova	67 69
217	A	Providence	69 48	98	H	Georgetown	52 63
25	H	Marquette	59 78	217	H	Providence	68 57

Non-Div I Games:

Butler

■ Loss,
 ■ Non-Conf,
 ■ S Site,
 ■ Home
 ■ Away
 N Neutral

Average RPI		Win: 282	WON-LOST RECORD	WINNING PCT. RANK	LAST 10 GAMES	STRENGTH OF SCHEDULE	OPP. STRENGTH OF SCHEDULE	TEAM RPI	ADJ. RPI	CONF. RPI	ADJ. CONF. RPI
Loss: 188											
DIV. I ONLY		15- 12	137	8- 2	318	311	202	202	31	31	
DIV. I NON-CONF.		4- 8	239	0- 0	264	180	240	240	31	31	
TOTALS		RPI 1-25	RPI 26-50	W-L RECORDS		RPI 51-100	RPI 101-999	RPI 201+			
15- 12	0- 1		0- 0	OVERALL		0- 1	15- 10	14- 7			
7- 3	0- 0		0- 0	HOME		0- 0	7- 3	7- 2			
7- 9	0- 1		0- 0	AWAY		0- 1	7- 7	6- 5			
1- 0	0- 0		0- 0	NEUTRAL		0- 0	1- 0	1- 0			
4- 8	0- 1		0- 0	NON-CONFERENCE		0- 1	4- 6	3- 3			
2- 1	0- 0		0- 0	HOME		0- 0	2- 1	2- 0			
2- 7	0- 1		0- 0	AWAY		0- 1	2- 5	1- 3			
0- 0	0- 0		0- 0	NEUTRAL		0- 0	0- 0	0- 0			
11- 4	0- 0		0- 0	CONFERENCE		0- 0	11- 4	11- 4			
5- 2	0- 0		0- 0	HOME		0- 0	5- 2	5- 2			
5- 2	0- 0		0- 0	AWAY		0- 0	5- 2	5- 2			
1- 0	0- 0		0- 0	NEUTRAL		0- 0	1- 0	1- 0			

RPI 1-25					RPI 26-50					RPI 51-100					RPI 101+					Team's RPI: 202	
RPI	S	Opponent	Score		RPI	S	Opponent	Score		RPI	S	Opponent	Score		RPI	S	Opponent	Score			
13	A	Stanford	34	57						59	A	South Dakota	50	66	120	A	Boise St.	65	59		
															139	A	Cal Poly	57	59		
															170	A	UTEP	56	67		
															193	H	UC Irvine	59	72		
															213	A	Seattle U	56	64		
															213	H	Seattle U	75	68		
															214	A	SMU	29	41		
															215	A	New Mexico St.	48	56		
															215	H	New Mexico St.	62	52		
															232	A	UC Riverside	65	68		
															244	H	Omaha	52	43		
															247	A	Grand Canyon	69	40		
															247	H	Grand Canyon	76	77		
															278	A	San Jose St.	57	67		
															283	A	UMKC	76	62		
															283	H	UMKC	58	60		
															308	A	UTRGV	67	64		
															308	H	UTRGV	71	30		
															308	N	UTRGV	70	59		
															319	H	Cal St. Fullerton	55	43		
															323	A	Utah Valley	64	60		
															323	H	Utah Valley	63	58		
															329	A	Southern Utah	46	45		
															346	A	Chi cago St.	63	36		
															346	H	Chi cago St.	63	49		
LAST 12 Division I GAMES:																					
					308	N	UTRGV	70	59						215	H	New Mexico St.	62	52		
					247	H	Grand Canyon	76	77						283	A	UMKC	76	62		
					213	A	Seattle U	56	64						346	A	Chi cago St.	63	36		
					323	A	Utah Valley	64	60						213	H	Seattle U	75	68		
					247	A	Grand Canyon	69	40						346	H	Chi cago St.	63	49		
					308	H	UTRGV	71	30						283	H	UMKC	58	60		

Non-Div I Games:	Fresno Pacific	74	63	Whittier	72	35
------------------	----------------	----	----	----------	----	----

CSU Bakersfield

Loss, Non-Conf, S Site, H Home A Away N Neutral

C
S
U
N

C
S
U
N

CSUN

Page 37

Average RPI Win:	249	WON-LOST	WINNING	LAST 10	STRENGTH OF	OPP. STRENGTH	TEAM	ADJ.	CONF.	ADJ CONF.
Average RPI Loss:	144	RECORD	PCT. RANK	GAMES	SCHEDULE	OF SCHEDULE	RPI	RPI	RPI	RPI
DIV. I ONLY	16- 11	117	7- 3	211	254	139	139	21	21	
DIV. I NON-CONF.	5- 6	187	0- 0	157	298	162	162	19	19	

TOTALS	RPI 1-25	RPI 26-50	W-L RECORDS	RPI 51-100	RPI 101-999	RPI 201+				
16- 11	0- 0	0- 1	OVERALL	0- 3	16- 7	14- 3				
10- 2	0- 0	0- 0	HOME	0- 1	10- 1	8- 0				
6- 9	0- 0	0- 1	AWAY	0- 2	6- 6	6- 3				
0- 0	0- 0	0- 0	NEUTRAL	0- 0	0- 0	0- 0				
5- 6	0- 0	0- 1	NON-CONFERENCE	0- 1	5- 4	4- 1				
3- 1	0- 0	0- 0	HOME	0- 0	3- 1	2- 0				
2- 5	0- 0	0- 1	AWAY	0- 1	2- 3	2- 1				
0- 0	0- 0	0- 0	NEUTRAL	0- 0	0- 0	0- 0				
11- 5	0- 0	0- 0	CONFERENCE	0- 2	11- 3	10- 2				
7- 1	0- 0	0- 0	HOME	0- 1	7- 0	6- 0				
4- 4	0- 0	0- 0	AWAY	0- 1	4- 3	4- 2				
0- 0	0- 0	0- 0	NEUTRAL	0- 0	0- 0	0- 0				

RPI 1-25				RPI 26-50				RPI 51-100				RPI 101+ Team's RPI: 139			
RPI	S	Opponent	Score	RPI	S	Opponent	Score	RPI	S	Opponent	Score	RPI	S	Opponent	Score
				40	A	Minnesota	68 112	65	A	UC Davis	77 85	129	A	San Francisco	71 83
								65	H	UC Davis	76 80	129	H	San Francisco	88 83
								80	A	Saint Mary's (CA)	64 82	133	H	Robert Morris	50 66
												148	A	Eastern Wash.	72 75
												193	A	UC Irvine	66 107
												193	H	UC Irvine	79 76
												202	H	CSU Bakersfield	59 57
												204	A	UC Santa Barbara	68 73
												204	H	UC Santa Barbara	73 72
												205	A	CSUN	66 86
												205	H	CSUN	84 71
												232	A	UC Riverside	87 82
												232	H	UC Riverside	91 73
												247	H	Grand Canyon	75 69
												257	A	Hawaii	67 61
												257	H	Hawaii	52 50
												286	A	North Dakota St.	73 69
												301	A	Long Beach St.	75 64
												301	H	Long Beach St.	70 61
												305	A	Northern Ariz.	89 73
												319	A	Cal St. Fullerton	72 63
												319	H	Cal St. Fullerton	63 56
												323	A	Utah Valley	70 89
LAST 12 Division I GAMES:															
257	A	Hawaii	67 61	65	A	UC Davis	77 85								
319	H	Cal St. Fullerton	63 56	232	H	UC Riverside	91 73								
204	H	UC Santa Barbara	73 72	257	H	Hawaii	52 50								
205	A	CSUN	66 86	319	A	Cal St. Fullerton	72 63								
193	A	UC Irvine	66 107	301	A	Long Beach St.	75 64								
301	H	Long Beach St.	70 61	65	H	UC Davis	76 80								

Non-Div I Games: Cal St. Monterey Bay 77 44

Cal Poly

■ Loss,
 ■ Non-Conf,
 ■ S Site,
 ■ Home
 ■ A Away
 N Neutral

Average RPI		Win: 283	WON-LOST RECORD	WINNING PCT. RANK	LAST 10 GAMES	STRENGTH OF SCHEDULE	OPP. STRENGTH OF SCHEDULE	TEAM RPI	ADJ. RPI	CONF. RPI	ADJ. CONF. RPI
Average RPI Loss: 189											
DIV. I ONLY		7- 21	297	1- 9	287	258	319	319	21	21	
DIV. I NON-CONF.		4- 8	239	0- 0	304	323	282	282	19	19	
TOTALS		RPI 1-25	RPI 26-50	W-L RECORDS	RPI 51-100	RPI 101-999	RPI 201+				
7- 21	0- 0	0- 0	OVERALL	0- 2	7- 19	7- 10					
5- 7	0- 0	0- 0	HOME	0- 1	5- 6	5- 2					
2- 13	0- 0	0- 0	AWAY	0- 1	2- 12	2- 8					
0- 1	0- 0	0- 0	NEUTRAL	0- 0	0- 1	0- 0					
4- 8	0- 0	0- 0	NON-CONFERENCE	0- 0	4- 8	4- 3					
2- 2	0- 0	0- 0	HOME	0- 0	2- 2	2- 0					
2- 5	0- 0	0- 0	AWAY	0- 0	2- 5	2- 3					
0- 1	0- 0	0- 0	NEUTRAL	0- 0	0- 1	0- 0					
3- 13	0- 0	0- 0	CONFERENCE	0- 2	3- 11	3- 7					
3- 5	0- 0	0- 0	HOME	0- 1	3- 4	3- 2					
0- 8	0- 0	0- 0	AWAY	0- 1	0- 7	0- 5					
0- 0	0- 0	0- 0	NEUTRAL	0- 0	0- 0	0- 0					

RPI 1-25				RPI 26-50				RPI 51-100				RPI 101+				Team's RPI: 319	
RPI	S	Opponent	Score	RPI	S	Opponent	Score	RPI	S	Opponent	Score	RPI	S	Opponent	Score		
								65	A	UC Davis	53 67	139	A	Cal Poly	56 63		
								65	H	UC Davis	55 67	139	H	Cal Poly	63 72		
												146	A	Idaho	60 80		
												170	H	UTEP	91 92		
												174	N	Oral Roberts	50 60		
												180	H	Denver	58 83		
												186	A	Pacific	65 81		
												193	A	UC Irvine	58 78		
												193	H	UC Irvine	60 76		
												202	A	CSU Bakersfield	43 55		
												204	A	UC Santa Barbara	59 78		
												204	H	UC Santa Barbara	52 59		
												205	A	CSUN	41 65		
												205	H	CSUN	68 70		
												232	A	UC Riverside	50 63		
												232	H	UC Riverside	71 62		
												235	A	Montana	47 68		
												257	A	Hawaii	54 59		
												257	H	Hawaii	69 57		
												259	H	UTSA	55 46		
												271	A	San Diego St.	58 59		
												289	A	Santa Clara	73 69		
												301	A	Long Beach St.	47 67		
												301	H	Long Beach St.	67 61		
												317	H	Portland	66 61		
												323	A	Utah Valley	73 36		
				LAST 12 Division I GAMES:													
				193	A	UC Irvine	58 78	204	H	UC Santa Barbara	52 59						
				65	H	UC Davis	55 67	257	A	Hawaii	54 59						
				139	A	Cal Poly	56 63	193	H	UC Irvine	60 76						
				232	H	UC Riverside	71 62	139	H	Cal Poly	63 72						
				301	A	Long Beach St.	47 67	65	A	UC Davis	53 67						
				204	A	UC Santa Barbara	59 78	205	A	CSUN	41 65						

Cal St. Fullerton

Average RPI	Win:	159	WON-LOST	WINNING	LAST 10	STRENGTH OF	OPP. STRENGTH	TEAM	ADJ.	CONF.	ADJ CONF.
Average RPI	Loss:	22	RECORD	PCT. RANK	GAMES	SCHEDULE	OF SCHEDULE	RPI	RPI	RPI	RPI
DIV. I ONLY		21- 10		78	6- 4	64	21	42	42	5	5
DIV. I NON-CONF.		9- 2		33	0- 0	56	99	27	27	3	3

TOTALS	RPI 1-25		RPI 26-50		W-L RECORDS	RPI 51-100		RPI 101-999		RPI 201+	
21- 10	1- 7		2- 1		OVERALL	2- 2		16- 0		5- 0	
12- 3	1- 2		1- 0		HOME	1- 1		9- 0		3- 0	
8- 6	0- 4		1- 1		AWAY	1- 1		6- 0		2- 0	
1- 1	0- 1		0- 0		NEUTRAL	0- 0		1- 0		0- 0	
9- 2	0- 2		0- 0		NON-CONFERENCE	2- 0		7- 0		3- 0	
5- 1	0- 1		0- 0		HOME	1- 0		4- 0		2- 0	
4- 1	0- 1		0- 0		AWAY	1- 0		3- 0		1- 0	
0- 0	0- 0		0- 0		NEUTRAL	0- 0		0- 0		0- 0	
12- 8	1- 5		2- 1		CONFERENCE	0- 2		9- 0		2- 0	
7- 2	1- 1		1- 0		HOME	0- 1		5- 0		1- 0	
4- 5	0- 3		1- 1		AWAY	0- 1		3- 0		1- 0	
1- 1	0- 1		0- 0		NEUTRAL	0- 0		1- 0		0- 0	

RPI 1-25				RPI 26-50				RPI 51-100				RPI 101+			
RPI	S	Opponent	Score	RPI	S	Opponent	Score	RPI	S	Opponent	Score	RPI	S	Opponent	Score
1	A	UConn	47 82	41	A	Oregon St.	48 68	53	A	Ari zona St.	71 80	110	H	Utah	84 73
7	A	Oregon	54 91	49	A	Southern Cal i forni a	62 59	53	H	Ari zona St.	42 57	111	A	Washing ton St.	67 54
10	A	UCLA	52 60	49	H	Southern Cal i forni a	76 64	80	H	Saint Mary' s (CA)	87 80	111	H	Washing ton St.	66 60
10	H	UCLA	46 82					86	A	Kentucky	62 52	142	H	Col orado	78 76
10	N	UCLA	74 77									155	H	BYU	70 45
13	A	Stanford	69 74									164	H	San Di ego	89 64
13	H	Stanford	78 66									172	A	Brown	89 79
23	H	Mi ssouri	52 55									186	A	Paci fi c	92 85
												198	A	Washi ngton	83 67
												198	H	Washi ngton	69 60
												198	N	Washi ngton	71 68
												213	H	Seattle U	87 67
												264	H	Manhattan	87 66
												277	A	Ari zona	53 51
												277	H	Ari zona	63 39
												289	A	Santa Clara	79 41
LAST 12 Di vi si on I GAMES:															
10 N UCLA				74 77	110 H Utah				84 73						
198 N Washi ngton				71 68	142 H Col orado				78 76						
198 A Washi ngton				83 67	41 A Oregon St.				48 68						
111 A Washi ngton St.				67 54	7 A Oregon				54 91						
13 H Stanford				78 66	53 H Ari zona St.				42 57						
13 A Stanford				69 74	277 H Ari zona				63 39						

Non-Di v I Games:

Cal i forni a

Loss,
Non-Conf,
S Site,
H Home
A Away
N Neutral

Average RPI Win: 282	WON-LOST RECORD	WINNING PCT. RANK	LAST 10 GAMES	STRENGTH OF SCHEDULE	OPP. STRENGTH OF SCHEDULE	TEAM RPI	ADJ. RPI	CONF. RPI	ADJ CONF. RPI
Average RPI Loss: 194									
DIV. I ONLY	13- 14	195	4- 6	317	324	256	256	27	27
DIV. I NON-CONF.	5- 4	146	0- 0	319	315	230	230	28	28

TOTALS	RPI 1-25	RPI 26-50	W-L RECORDS	RPI 51-100	RPI 101-999	RPI 201+			
13- 14	0- 0	0- 1	OVERALL	0- 2	13- 11	12- 7			
7- 6	0- 0	0- 1	HOME	0- 1	7- 4	7- 2			
6- 8	0- 0	0- 0	AWAY	0- 0	6- 5	5- 4			
0- 0	0- 0	0- 0	NEUTRAL	0- 0	0- 0	0- 0			
5- 4	0- 0	0- 1	NON-CONFERENCE	0- 0	5- 3	5- 2			
2- 2	0- 0	0- 1	HOME	0- 0	2- 1	2- 1			
3- 2	0- 0	0- 0	AWAY	0- 0	3- 2	3- 1			
0- 0	0- 0	0- 0	NEUTRAL	0- 0	0- 0	0- 0			
8- 10	0- 0	0- 0	CONFERENCE	0- 2	8- 8	7- 5			
5- 4	0- 0	0- 0	HOME	0- 1	5- 3	5- 1			
3- 6	0- 0	0- 0	AWAY	0- 1	3- 5	2- 4			
0- 0	0- 0	0- 0	NEUTRAL	0- 0	0- 0	0- 0			

RPI S Opponent	Score	RPI S Opponent	Score	RPI S Opponent	Score	RPI S Opponent	Score
		47 H Mercer	57 58	87 A Liberty	42 60	137 A Radford	36 56
				87 H Liberty	33 46	137 H Radford	50 51
						183 A Kansas	48 66
						194 A High Point	51 44
						194 H High Point	53 62
						216 H Norfolk St.	27 53
						218 A UNCG	72 61
						226 A UNC Asheville	33 38
						226 H UNC Asheville	52 60
						228 A Gardner-Webb	73 44
						228 H Gardner-Webb	63 55
						245 A Presbyterian	59 65
						245 H Presbyterian	53 40
						262 A Col. of Charleston	53 45
						269 A Howard	61 63
						303 H USC Upstate	69 49
						307 H Western Caro.	58 51
						320 A N. C. Central	58 51
						324 A Charleston So.	59 63
						324 H Charleston So.	58 49
						343 A Longwood	50 57
						343 H Longwood	58 48
						344 A Wintthrop	72 48
						344 H Wintthrop	57 45
LAST 12 Division I GAMES:							
137 A Radford	36 56	87 H Liberty	33 46				
228 H Gardner-Webb	63 55	324 A Charleston So.	59 63				
344 H Wintthrop	57 45	194 A High Point	51 44				
226 A UNC Asheville	33 38	137 H Radford	50 51				
343 A Longwood	50 57	343 H Longwood	58 48				
245 H Presbyterian	53 40	228 A Gardner-Webb	73 44				

Non-Div I Games: William Peace 94 42 Columbia Int'l 78 39

Campbell

Average RPI Win: 273	WON-LOST RECORD	WINNING PCT. RANK	LAST 10 GAMES	STRENGTH OF SCHEDULE	OPP. STRENGTH OF SCHEDULE	TEAM RPI	ADJ. RPI	CONF. RPI	ADJ CONF. RPI
Average RPI Loss: 185									
DIV. I ONLY	10- 20	257	4- 6	269	287	285	285	28	28
DIV. I NON-CONF.	2- 9	295	0- 0	192	275	292	292	25	25

TOTALS	RPI 1-25	RPI 26-50	W-L RECORDS	RPI 51-100	RPI 101-999	RPI 201+			
10- 20	0- 1	0- 2	OVERALL	0- 2	10- 15	9- 9			
5- 9	0- 0	0- 1	HOME	0- 0	5- 8	4- 5			
5- 9	0- 0	0- 0	AWAY	0- 1	5- 0	5- 0			
0- 2	0- 0	0- 0	NEUTRAL	0- 0	0- 2	0- 1			
2- 9	0- 1	0- 0	NON-CONFERENCE	0- 2	2- 6	2- 3			
1- 4	0- 0	0- 0	HOME	0- 0	1- 4	1- 2			
1- 4	0- 1	0- 0	AWAY	0- 2	1- 1	1- 1			
0- 1	0- 0	0- 0	NEUTRAL	0- 0	0- 1	0- 0			
8- 11	0- 0	0- 2	CONFERENCE	0- 0	8- 9	7- 6			
4- 5	0- 0	0- 1	HOME	0- 0	4- 4	3- 3			
4- 5	0- 0	0- 1	AWAY	0- 0	4- 4	4- 2			
0- 1	0- 0	0- 0	NEUTRAL	0- 0	0- 1	0- 1			

RPI 1-25				RPI 26-50				RPI 51-100				RPI 101+ Team's RPI: 285			
RPI	S	Opponent	Score	RPI	S	Opponent	Score	RPI	S	Opponent	Score	RPI	S	Opponent	Score
20	A	Buffalo	47 73	36	A	Quinnipiac	39 64	75	A	Miami (OH)	47 72	104	N	Middle Tenn.	45 55
				36	H	Quinnipiac	55 84	89	A	Bucknell	57 76	156	A	Marist	47 58
												156	H	Marist	53 78
												189	H	Oakland	48 83
												190	H	Morehead St.	52 76
												199	A	Siena	59 68
												199	H	Siena	65 57
												207	A	Bowling Green	71 57
												233	A	Niagara	72 66
												233	H	Niagara	64 60
												250	A	Rider	54 70
												250	H	Rider	54 62
												258	H	St. Bonaventure	71 69
												264	A	Manhattan	39 58
												264	H	Manhattan	56 59
												267	H	Cornell	59 67
												273	H	Fairfield	52 56
												284	A	Monmouth	60 48
												284	H	Monmouth	62 50
												284	N	Monmouth	58 61
												287	H	Colgate	63 70
												308	A	UTRGV	46 63
												342	A	Iona	53 49
												347	A	Saint Peter's	66 53
												347	H	Saint Peter's	52 49
LAST 12 Division I GAMES:															
284	N	Monmouth	58 61	36	A	Quinnipiac	39 64								
199	A	Siena	59 68	347	H	Saint Peter's	52 49								
233	A	Niagara	72 66	233	H	Niagara	64 60								
250	H	Rider	54 62	156	H	Marist	53 78								
284	H	Monmouth	62 50	36	H	Quinnipiac	55 84								
156	A	Marist	47 58	284	A	Monmouth	60 48								

Non-Div I Games:

Canisius

Average RPI Win:	268	WON-LOST	WINNING	LAST 10	STRENGTH OF	OPP. STRENGTH	TEAM	ADJ.	CONF.	ADJ CONF.
Average RPI Loss:	119	RECORD	PCT. RANK	GAMES	SCHEDULE	OF SCHEDULE	RPI	RPI	RPI	RPI
DIV. I ONLY	17- 8	74	7- 3	276	250	128	128	26	26	
DIV. I NON-CONF.	3- 4	209	0- 0	55	25	84	84	26	26	

TOTALS	RPI 1-25	RPI 26-50	W-L RECORDS	RPI 51-100	RPI 101-999	RPI 201+				
17- 8	0- 3	0- 0	OVERALL	1- 0	16- 5	15- 2				
8- 2	0- 0	0- 0	HOME	1- 0	7- 2	7- 1				
7- 6	0- 0	0- 0	AWAY	0- 0	7- 0	7- 0				
2- 0	0- 0	0- 0	NEUTRAL	0- 0	2- 0	1- 0				
3- 4	0- 3	0- 0	NON-CONFERENCE	0- 0	3- 1	2- 0				
1- 0	0- 0	0- 0	HOME	0- 0	1- 0	1- 0				
0- 4	0- 3	0- 0	AWAY	0- 0	0- 1	0- 0				
2- 0	0- 0	0- 0	NEUTRAL	0- 0	2- 0	1- 0				
14- 4	0- 0	0- 0	CONFERENCE	1- 0	13- 4	13- 2				
7- 2	0- 0	0- 0	HOME	1- 0	6- 2	6- 1				
7- 2	0- 0	0- 0	AWAY	0- 0	7- 2	7- 1				
0- 0	0- 0	0- 0	NEUTRAL	0- 0	0- 0	0- 0				

RPI 1-25				RPI 26-50				RPI 51-100				RPI 101+ Team's RPI: 128			
RPI	S	Opponent	Score	RPI	S	Opponent	Score	RPI	S	Opponent	Score	RPI	S	Opponent	Score
4	A	Baylor	55 86					91	H	Lamar Uni versi ty	51 39	117	A	SFA	46 59
9	A	Tennessee	34 77									117	H	SFA	50 55
15	A	Texas A&M	61 72									165	N	Clemson	53 47
												168	A	South Ala.	43 64
												222	H	New Orleans	48 52
												223	A	A&M-Corpus Christi	58 50
												229	A	Nicholls St.	69 48
												229	H	Nicholls St.	60 42
												253	A	Abilene Christian	73 61
												253	H	Abilene Christian	63 45
												276	A	McNeese	51 45
												286	N	North Dakota St.	68 45
												291	H	Alcorn	75 52
												298	A	Southeastern La.	70 78
												298	H	Southeastern La.	63 47
												309	H	Houston Baptist	64 56
												312	A	Incarinate Word	57 35
												335	A	Sam Houston St.	73 53
												335	H	Sam Houston St.	69 44
												336	A	Northwestern St.	61 53
												336	H	Northwestern St.	59 39
LAST 12 Division I GAMES:															
336	H	Northwestern St.	59 39	309	H	Houston Baptist	64 56								
335	A	Sam Houston St.	73 53	298	A	Southeastern La.	70 78								
253	A	Abilene Christian	73 61	336	A	Northwestern St.	61 53								
117	H	SFA	50 55	117	A	SFA	46 59								
229	H	Nicholls St.	60 42	253	H	Abilene Christian	63 45								
276	A	McNeese	51 45	222	H	New Orleans	48 52								

Non-Div I Games: Central Baptist 75 34 Williams Baptist 77 31 Crowley's Ridge 106 23 Hendrix 79 22 Central Ark.

Average RPI Win:	286	WON-LOST	WINNING	LAST 10	STRENGTH OF	OPP. STRENGTH	TEAM	ADJ.	CONF.	ADJ CONF.
Average RPI Loss:	179	RECORD	PCT. RANK	GAMES	SCHEDULE	OF SCHEDULE	RPI	RPI	RPI	RPI
DIV. I ONLY	7- 23	304	5- 5	164	313	288	288	29	29	
DIV. I NON-CONF.	0- 11	337	0- 0	77	169	300	300	29	29	

TOTALS	RPI 1-25	RPI 26-50	W-L RECORDS	RPI 51-100	RPI 101-999	RPI 201+				
7- 23	0- 0	0- 1	OVERALL	0- 4	7- 18	7- 9				
4- 9	0- 0	0- 0	HOME	0- 1	4- 8	4- 4				
3- 14	0- 0	0- 1	AWAY	0- 3	3- 10	3- 5				
0- 0	0- 0	0- 0	NEUTRAL	0- 0	0- 0	0- 0				
0- 11	0- 0	0- 1	NON-CONFERENCE	0- 4	0- 6	0- 2				
0- 4	0- 0	0- 0	HOME	0- 1	0- 3	0- 1				
0- 7	0- 0	0- 1	AWAY	0- 3	0- 3	0- 1				
0- 0	0- 0	0- 0	NEUTRAL	0- 0	0- 0	0- 0				
7- 12	0- 0	0- 0	CONFERENCE	0- 0	7- 12	7- 7				
4- 5	0- 0	0- 0	HOME	0- 0	4- 5	4- 3				
3- 7	0- 0	0- 0	AWAY	0- 0	3- 7	3- 4				
0- 0	0- 0	0- 0	NEUTRAL	0- 0	0- 0	0- 0				

RPI 1-25				RPI 26-50				RPI 51-100				RPI 101+				Team's RPI: 288
RPI	S	Opponent	Score	RPI	S	Opponent	Score	RPI	S	Opponent	Score	RPI	S	Opponent	Score	
				31	A	Virginia	59 103	64	A	West Virginia	52 102	113	A	Saint Francis (PA)	59 87	
								72	A	Duquesne	58 83	113	H	Saint Francis (PA)	75 85	
								82	H	Albany (NY)	60 72	127	H	Yale	62 75	
								93	A	Penn St.	66 83	132	A	Hartford	52 68	
												133	A	Robert Morris	54 60	
												133	A	Robert Morris	47 66	
												133	H	Robert Morris	51 67	
												172	H	Brown	55 78	
												187	A	Stony Brook	55 60	
												248	A	Sacred Heart	73 71	
												248	H	Sacred Heart	69 59	
												265	A	LIU Brooklyn	57 63	
												265	H	LIU Brooklyn	54 61	
												270	H	Morgan St.	41 61	
												274	A	St. Francis Brooklyn	83 77	
												274	H	St. Francis Brooklyn	70 78	
												281	A	Fairleigh Dickinson	49 78	
												281	H	Fairleigh Dickinson	76 56	
												292	A	Mt. St. Mary's	56 76	
												292	H	Mt. St. Mary's	56 68	
												293	A	Vermont	48 62	
												295	A	Bryant	50 66	
												295	H	Bryant	66 59	
												328	A	Wagner	66 64	
												328	H	Wagner	59 56	

LAST 12 Division I GAMES:																
				133	A	Robert Morris	54 60	328	A	Wagner	66 64					
				265	A	LIU Brooklyn	57 63	295	H	Bryant	66 59					
				274	A	St. Francis Brooklyn	83 77	281	H	Fairleigh Dickinson	76 56					
				133	H	Robert Morris	51 67	248	A	Sacred Heart	73 71					
				113	H	Saint Francis (PA)	75 85	133	A	Robert Morris	47 66					
				292	A	Mt. St. Mary's	56 76	113	A	Saint Francis (PA)	59 87					

Non-Div I Games:

Central Conn. St.

■ Loss,
 ■ Non-Conf,
 ■ S Site,
 ■ Home
 ■ A Away
 N Neutral

Average RPI Win: 145

Average RPI Loss: 48

WON-LOST
RECORDWINNING
PCT. RANKLAST 10
GAMESSTRENGTH OF
SCHEDULEOPP. STRENGTH
OF SCHEDULETEAM
RPIADJ.
RPICONF.
RPIADJ CONF.
RPIDIV. I ONLY
DIV. I NON-CONF.25- 4
7- 312
749- 1
0- 082
20086
6624
9724
978
88
8

TOTALS

RPI 1-25

RPI 26-50

W-L RECORDS

RPI 51-100

RPI 101-999

RPI 201+

25- 4 1- 1

11- 2 1- 0

11- 2 0- 1

3- 0 0- 0

2- 1

1- 1

1- 0

0- 0

OVERALL

HOME

AWAY

NEUTRAL

5- 2

2- 1

3- 1

0- 0

17- 0

7- 0

7- 0

3- 0

5- 0

2- 0

2- 0

1- 0

7- 3 0- 0

2- 2 0- 0

3- 1 0- 0

2- 0 0- 0

0- 1

0- 1

0- 0

0- 0

NON-CONFERENCE

HOME

AWAY

NEUTRAL

0- 2

0- 1

0- 1

0- 0

7- 0

2- 0

3- 0

2- 0

3- 0

1- 0

1- 0

1- 0

18- 1 1- 1

9- 0 1- 0

8- 1 0- 1

1- 0 0- 0

2- 0

1- 0

1- 0

0- 0

CONFERENCE

HOME

AWAY

NEUTRAL

5- 0

2- 0

3- 0

0- 0

10- 0

5- 0

4- 0

1- 0

2- 0

1- 0

1- 0

0- 0

RPI 1-25

Team's RPI: 24

RPI	S	Opponent	Score
20	A	Buffalo	82 85
20	H	Buffalo	86 79

RPI 26-50

RPI	S	Opponent	Score
36	H	Quinnipiac	70 84
44	A	Ball St.	69 65
44	H	Ball St.	88 80

RPI 51-100

RPI	S	Opponent	Score
62	H	Purdue	69 79
72	A	Duquesne	61 64
75	A	Miami (OH)	84 66
85	A	Toledo	72 67
85	H	Toledo	85 47
96	A	Western Mich.	78 62
96	H	Western Mich.	74 70

RPI 101+

RPI	S	Opponent	Score
106	N	Iowa St.	81 60
112	A	Ohio	74 72
112	H	Ohio	82 58
147	A	Northern Ill.	81 78
147	H	Northern Ill.	91 77
149	H	Kent St.	88 84
152	H	Vanderbilt	92 75
163	A	SIUE	94 56
189	A	Oakland	103 85
196	A	Eastern Mich.	95 72
196	H	Eastern Mich.	95 82
196	N	Eastern Mich.	67 64
207	H	Bowling Green	90 54
225	A	Akron	95 86
261	A	Indiana St.	77 67
262	H	Col. of Charleston	79 58
271	N	San Diego St.	85 76

LAST 12 Division I GAMES:

196	N	Eastern Mich.	67 64	20	A	Buffalo	82 85
85	A	Toledo	72 67	85	H	Toledo	85 47
44	H	Ball St.	88 80	112	A	Ohio	74 72
96	A	Western Mich.	78 62	196	A	Eastern Mich.	95 72
147	H	Northern Ill.	91 77	20	H	Buffalo	86 79
196	H	Eastern Mich.	95 82	96	H	Western Mich.	74 70

Non-Div I Games:

Aquinas

96 47

Central Mich.

Average RPI Win:	308	WON-LOST	WINNING	LAST 10	STRENGTH OF	OPP. STRENGTH	TEAM	ADJ.	CONF.	ADJ CONF.
Average RPI Loss:	202	RECORD	PCT. RANK	GAMES	SCHEDULE	OF SCHEDULE	RPI	RPI	RPI	RPI
DIV. I ONLY	7- 19	286	3- 7	321	315	324	324	27	27	
DIV. I NON-CONF.	2- 6	280	0- 0	336	254	334	334	28	28	

TOTALS	RPI 1-25	RPI 26-50	W-L RECORDS	RPI 51-100	RPI 101-999	RPI 201+				
7- 19	0- 0	0- 0	OVERALL	0- 3	7- 16	7- 10				
4- 8	0- 0	0- 0	HOME	0- 1	4- 7	4- 5				
3- 10	0- 0	0- 0	AWAY	0- 0	3- 4	3- 2				
0- 1	0- 0	0- 0	NEUTRAL	0- 0	0- 1	0- 0				
2- 6	0- 0	0- 0	NON-CONFERENCE	0- 1	2- 5	2- 3				
1- 2	0- 0	0- 0	HOME	0- 0	1- 2	1- 2				
1- 3	0- 0	0- 0	AWAY	0- 1	1- 2	1- 1				
0- 1	0- 0	0- 0	NEUTRAL	0- 0	0- 1	0- 0				
5- 13	0- 0	0- 0	CONFERENCE	0- 2	5- 11	5- 7				
3- 6	0- 0	0- 0	HOME	0- 1	3- 5	3- 3				
2- 7	0- 0	0- 0	AWAY	0- 1	2- 6	2- 4				
0- 0	0- 0	0- 0	NEUTRAL	0- 0	0- 0	0- 0				

RPI 1-25				RPI 26-50				RPI 51-100				RPI 101+				Team's RPI: 324	
RPI	S	Opponent	Score	RPI	S	Opponent	Score	RPI	S	Opponent	Score	RPI	S	Opponent	Score		
								68	A	Georgia Tech	51	78	132	N	Hartford	43	62
								87	A	Liberty	53	63	137	A	Radford	57	74
								87	H	Liberty	57	95	137	H	Radford	56	61
													165	A	Clemson	30	66
													194	A	High Point	49	52
													194	H	High Point	74	75
													226	A	UNC Asheville	69	71
													226	H	UNC Asheville	61	78
													228	A	Gardner-Webb	52	68
													228	H	Gardner-Webb	59	75
													245	A	Presbyterian	64	61
													245	H	Presbyterian	58	81
													256	A	Campbell	49	58
													256	H	Campbell	63	59
													260	H	Lipscomb	54	58
													299	A	FIU	70	77
													302	A	Wofford	68	45
													318	H	South Carolina St.	58	60
													321	H	Coppin St.	72	58
													343	A	Longwood	78	61
													343	H	Longwood	73	57
													344	A	Winthrop	56	62
													344	H	Winthrop	81	45
LAST 12 Division I GAMES:																	
				245	H	Presbyterian	58	81					137	A	Radford	57	74
				344	A	Winthrop	56	62					256	H	Campbell	63	59
				87	H	Liberty	57	95					343	A	Longwood	78	61
				194	A	High Point	49	52					245	A	Presbyterian	64	61
				228	H	Gardner-Webb	59	75					194	H	High Point	74	75
				226	A	UNC Asheville	69	71					226	H	UNC Asheville	61	78

Non-Div I Games: Southern Wesleyan 94 56 Erskine 79 43

Charleston So.

Average RPI	Win:	231	WON-LOST	WINNING	LAST 10	STRENGTH OF	OPP. STRENGTH	TEAM	ADJ.	CONF.	ADJ CONF.
Average RPI	Loss:	120	RECORD	PCT. RANK	GAMES	SCHEDULE	OF SCHEDULE	RPI	RPI	RPI	RPI
DIV. I ONLY		14- 16	198	7- 3	125	172	167	167	18	18	
DIV. I NON-CONF.		4- 9	249	0- 0	101	112	221	221	20	20	

TOTALS	RPI 1-25		RPI 26-50		W-L RECORDS		RPI 51-100		RPI 101-999		RPI 201+
14- 16	0- 1		0- 3		OVERALL		2- 1		12- 11		11- 3
9- 4	0- 0		0- 2		HOME		1- 0		8- 2		8- 0
5- 9	0- 0		0- 0		AWAY		1- 1		4- 8		3- 2
0- 3	0- 1		0- 1		NEUTRAL		0- 0		0- 1		0- 1
4- 9	0- 1		0- 3		NON-CONFERENCE		1- 0		3- 5		3- 1
3- 2	0- 0		0- 2		HOME		1- 0		2- 0		2- 0
1- 5	0- 0		0- 0		AWAY		0- 0		1- 5		1- 1
0- 2	0- 1		0- 1		NEUTRAL		0- 0		0- 0		0- 0
10- 7	0- 0		0- 0		CONFERENCE		1- 1		9- 6		8- 2
6- 2	0- 0		0- 0		HOME		0- 0		6- 2		6- 0
4- 4	0- 0		0- 0		AWAY		1- 1		3- 3		2- 1
0- 1	0- 0		0- 0		NEUTRAL		0- 0		0- 1		0- 1

RPI 1-25				RPI 26-50				RPI 51-100				RPI 101+ Team's RPI: 167			
RPI	S	Opponent	Score	RPI	S	Opponent	Score	RPI	S	Opponent	Score	RPI	S	Opponent	Score
21	N	Iowa	64 77	27	N	South Dakota St.	70 71	56	A	Western Ky.	61 83	102	H	Rice	55 62
				39	H	Rutgers	54 77	72	H	Duquesne	75 72	104	A	Middle Tenn.	45 64
				47	H	Mercer	74 90	78	A	UAB	80 71	104	H	Middle Tenn.	53 54
												105	A	Wake Forest	69 71
												126	A	Louisiana Tech	64 51
												143	A	Arkansas	72 73
												170	A	UTEP	58 67
												185	A	Davidson	66 68
												192	A	East Carolina	55 58
												203	A	Wisconsin	66 80
												210	A	Southern Miss.	85 79
												210	H	Southern Miss.	66 56
												212	A	North Texas	68 73
												212	N	North Texas	55 58
												226	A	UNC Asheville	51 47
												241	H	Fla. Atlantic	83 69
												259	H	UTSA	88 75
												280	A	Old Dominion	63 60
												280	H	Old Dominion	51 43
												299	H	FIU	80 57
												310	H	Marshall	67 61
												318	H	South Carolina St.	64 49
												321	H	Coppin St.	78 49

LAST 12 Division I GAMES:															
212	N	North Texas	55 58	126	A	Louisiana Tech	64 51	259	H	UTSA	88 75				
241	H	Fla. Atlantic	83 69	299	H	FIU	80 57	310	H	Marshall	67 61				
280	H	Old Dominion	51 43	104	A	Middle Tenn.	45 64	210	A	Southern Miss.	85 79				
104	H	Middle Tenn.	53 54												
56	A	Western Ky.	61 83												
78	A	UAB	80 71												

Non-Div I Games:

Charlotte

Chattanooga

Through Games Of March 7, 2018

Average RPI Win:	189	WON-LOST	WINNING	LAST 10	STRENGTH OF	OPP. STRENGTH	TEAM	ADJ.	CONF.	ADJ CONF.
Average RPI Loss:	106	RECORD	PCT. RANK	GAMES	SCHEDULE	OF SCHEDULE	RPI	RPI	RPI	RPI
DIV. I ONLY	17- 12	119	5- 5	109	113	108	108	17	17	
DIV. I NON-CONF.	9- 5	99	0- 0	36	45	58	58	16	16	

TOTALS	RPI 1-25	RPI 26-50	W-L RECORDS	RPI 51-100	RPI 101-999	RPI 201+				
17- 12	0- 1	0- 4	OVERALL	3- 1	14- 6	7- 1				
8- 5	0- 0	0- 2	HOME	1- 1	7- 2	4- 0				
6- 5	0- 1	0- 1	AWAY	1- 0	5- 3	3- 0				
3- 2	0- 0	0- 1	NEUTRAL	1- 0	2- 1	0- 1				
9- 5	0- 1	0- 2	NON-CONFERENCE	3- 1	6- 1	1- 0				
4- 2	0- 0	0- 1	HOME	1- 1	3- 0	1- 0				
2- 2	0- 1	0- 0	AWAY	1- 0	1- 1	0- 0				
3- 1	0- 0	0- 1	NEUTRAL	1- 0	2- 0	0- 0				
8- 7	0- 0	0- 2	CONFERENCE	0- 0	8- 5	6- 1				
4- 3	0- 0	0- 1	HOME	0- 0	4- 2	3- 0				
4- 3	0- 0	0- 1	AWAY	0- 0	4- 2	3- 0				
0- 1	0- 0	0- 0	NEUTRAL	0- 0	0- 1	0- 1				

RPI 1-25				RPI 26-50				RPI 51-100				RPI 101+				Team's RPI: 108
RPI	S	Opponent	Score	RPI	S	Opponent	Score	RPI	S	Opponent	Score	RPI	S	Opponent	Score	
22	A	Green Bay	30 60	30	N	Princeton	49 59	52	H	FGCU	68 61	101	N	Auburn	50 41	
				46	H	UCF	57 58	54	A	Indiana	64 61	107	A	ETSU	58 65	
				47	A	Mercer	56 65	67	H	Virginia Tech	44 64	107	H	ETSU	55 61	
				47	H	Mercer	50 71	98	N	Georgetown	54 41	158	H	UT Martin	87 82	
												159	A	Samford	71 65	
												159	H	Samford	68 58	
												176	N	Northwestern	61 44	
												177	A	Florida	65 60	
												179	H	Hampton	64 52	
												188	A	Furman	57 58	
												188	H	Furman	45 50	
												200	A	Stetson	67 78	
												218	A	UNCG	73 57	
												218	H	UNCG	49 42	
												218	N	UNCG	66 70	
												245	H	Presbyterian	71 51	
												302	A	Wofford	54 47	
												302	H	Wofford	76 46	
												307	A	Western Caro.	58 41	
												307	H	Western Caro.	47 32	

LAST 12 Division I GAMES:																
218	N	UNCG	66 70	218	A	UNCG	73 57	307	A	Western Caro.	58 41	47	H	Mercer	50 71	
159	A	Samford	71 65	47	H	Mercer	50 71	159	H	Samford	68 58	188	A	Furman	57 58	
47	A	Mercer	56 65	302	H	Wofford	76 46	302	A	Wofford	54 47					
302	H	Wofford	76 46	188	H	Furman	45 50									
188	H	Furman	45 50	107	H	ETSU	55 61									

Non-Div I Games:

Chattanooga

Loss,
Non-Conf,
S Site,
H Home
A Away
N Neutral

Average RPI Win:	323	WON-LOST	WINNING	LAST 10	STRENGTH OF	OPP. STRENGTH	TEAM	ADJ.	CONF.	ADJ CONF.
Average RPI Loss:	212	RECORD	PCT. RANK	GAMES	SCHEDULE	OF SCHEDULE	RPI	RPI	RPI	RPI
DIV. I ONLY	1- 29	349	1- 9	267	323	346	346	31	31	
DIV. I NON-CONF.	0- 15	337	0- 0	218	266	341	341	31	31	

TOTALS	RPI 1-25	RPI 26-50	W-L RECORDS	RPI 51-100	RPI 101-999	RPI 201+				
1- 29	0- 0	0- 0	OVERALL	0- 4	1- 25	1- 18				
0- 14	0- 0	0- 0	HOME	0- 1	0- 13	0- 9				
1- 13	0- 0	0- 0	AWAY	0- 3	1- 10	1- 8				
0- 2	0- 0	0- 0	NEUTRAL	0- 0	0- 2	0- 1				
0- 15	0- 0	0- 0	NON-CONFERENCE	0- 4	0- 11	0- 4				
0- 7	0- 0	0- 0	HOME	0- 1	0- 6	0- 2				
0- 7	0- 0	0- 0	AWAY	0- 3	0- 4	0- 2				
0- 1	0- 0	0- 0	NEUTRAL	0- 0	0- 1	0- 0				
1- 14	0- 0	0- 0	CONFERENCE	0- 0	1- 14	1- 14				
0- 7	0- 0	0- 0	HOME	0- 0	0- 7	0- 7				
1- 6	0- 0	0- 0	AWAY	0- 0	1- 6	1- 6				
0- 1	0- 0	0- 0	NEUTRAL	0- 0	0- 1	0- 1				

RPI 1-25				RPI 26-50				RPI 51-100				RPI 101+				Team's RPI: 346
RPI	S	Opponent	Score	RPI	S	Opponent	Score	RPI	S	Opponent	Score	RPI	S	Opponent	Score	
								84	A	Wright St.	39 84	131	H	Milwaukee	59 84	
								90	A	Kansas St.	51 99	147	H	Northern Ill.	59 80	
								100	A	Western Ill.	54 71	151	A	Wichita St.	63 66	
								100	H	Western Ill.	45 83	174	N	Oral Roberts	43 73	
												176	H	Northwestern	36 63	
												182	A	Pittsburgh	49 87	
												190	H	Morehead St.	40 79	
												202	A	CSU Bakersfield	49 63	
												202	H	CSU Bakersfield	36 63	
												213	A	Seattle U	60 72	
												213	H	Seattle U	56 63	
												215	A	New Mexico St.	59 74	
												215	H	New Mexico St.	55 63	
												215	N	New Mexico St.	60 84	
												242	A	Illinois	56 66	
												247	A	Grand Canyon	36 64	
												247	H	Grand Canyon	43 59	
												283	A	UMKC	47 106	
												283	H	UMKC	47 59	
												296	H	Jackson St.	69 87	
												297	A	Valparaiso	60 71	
												304	H	Loyola Chicago	28 46	
												308	A	UTRGV	44 81	
												308	H	UTRGV	62 69	
												323	A	Utah Valley	84 74	
												323	H	Utah Valley	30 68	

LAST 12 Division I GAMES:																
				215	N	New Mexico St.	60 84	323	A	Utah Valley	84 74					
				283	H	UMKC	47 59	247	H	Grand Canyon	43 59					
				308	H	UTRGV	62 69	202	H	CSU Bakersfield	36 63					
				215	H	New Mexico St.	55 63	308	A	UTRGV	44 81					
				283	A	UMKC	47 106	202	A	CSU Bakersfield	49 63					
				213	A	Seattle U	60 72	247	A	Grand Canyon	36 64					

Non-Div I Games:

Chicago St.

Average RPI Win: 193	WON-LOST RECORD	WINNING PCT. RANK	LAST 10 GAMES	STRENGTH OF SCHEDULE	OPP. STRENGTH OF SCHEDULE	TEAM RPI	ADJ. RPI	CONF. RPI	ADJ. CONF. RPI
Average RPI Loss: 92									
DIV. I ONLY	18- 12	113	6- 4	120	82	103	103	7	7
DIV. I NON-CONF.	7- 5	132	0- 0	251	143	211	211	7	7

TOTALS	RPI 1-25	RPI 26-50	W-L RECORDS	RPI 51-100	RPI 101-999	RPI 201+			
18- 12	0- 5	0- 1	OVERALL	3- 0	15- 6	7- 1			
11- 6	0- 2	0- 1	HOME	2- 0	9- 3	5- 0			
6- 5	0- 2	0- 0	AWAY	1- 0	5- 3	2- 1			
1- 1	0- 1	0- 0	NEUTRAL	0- 0	1- 0	0- 0			
7- 5	0- 1	0- 0	NON-CONFERENCE	1- 0	6- 4	6- 1			
6- 3	0- 1	0- 0	HOME	1- 0	5- 2	5- 0			
1- 2	0- 0	0- 0	AWAY	0- 0	1- 2	1- 1			
0- 0	0- 0	0- 0	NEUTRAL	0- 0	0- 0	0- 0			
11- 7	0- 4	0- 1	CONFERENCE	2- 0	9- 2	1- 0			
5- 3	0- 1	0- 1	HOME	1- 0	4- 1	0- 0			
5- 3	0- 2	0- 0	AWAY	1- 0	4- 1	1- 0			
1- 1	0- 1	0- 0	NEUTRAL	0- 0	1- 0	0- 0			

RPI 1-25				RPI 26-50				RPI 51-100				RPI 101+ Team's RPI: 103			
RPI	S	Opponent	Score	RPI	S	Opponent	Score	RPI	S	Opponent	Score	RPI	S	Opponent	Score
1	A	UConn	65 106	46	H	UCF	38 50	75	H	Miami (OH)	73 62	107	A	ETSU	77 87
1	N	UConn	21 75					79	A	Houston	88 82	113	H	Saint Francis (PA)	73 77
6	H	Ohio St.	76 87					79	H	Houston	61 57	125	H	Tulane	83 52
14	A	South Fla.	65 84									151	A	Wichita St.	75 69
14	H	South Fla.	46 69									182	H	Pittsburgh	46 66
												184	A	Temple	70 52
												184	H	Temple	80 72
												191	H	Memphis	64 53
												192	A	East Carolina	66 54
												192	H	East Carolina	70 79
												197	A	Tulsa	51 64
												197	H	Tulsa	78 41
												197	N	Tulsa	66 65
												207	H	Bowling Green	75 51
												214	A	SMU	58 40
												227	A	Xavier	50 53
												231	H	Southeast Mo. St.	65 52
												269	H	Howard	87 53
												280	A	Old Dominion	54 33
												298	H	Southeastern La.	82 43
												316	H	Eastern Ky.	64 53

LAST 12 Division I GAMES:															
		1 N UConn	21 75			125 H Tulane	83 52								
		197 N Tulsa	66 65			151 A Wichita St.	75 69								
		79 H Houston	61 57			1 A UConn	65 106								
		14 A South Fla.	65 84			46 H UCF	38 50								
		184 A Temple	70 52			192 H East Carolina	70 79								
		197 H Tulsa	78 41			214 A SMU	58 40								

Non-Div I Games: Slippery Rock 85 52

Cincinnati

C
l
e
m
s
o
n

Clemson				Through Games Of March 7, 2018							
Average RPI	Win:	240	WON-LOST	WINNING	LAST 10	STRENGTH OF	OPP. STRENGTH	TEAM	ADJ.	CONF.	ADJ CONF.
Average RPI	Loss:	53	RECORD	PCT. RANK	GAMES	SCHEDULE	OF SCHEDULE	RPI	RPI	RPI	RPI
DIV. I ONLY		11- 19	241	0- 10	56	62	165	165	1	1	
DIV. I NON-CONF.		10- 3	52	0- 0	195	283	98	98	1	1	

TOTALS		RPI 1-25	RPI 26-50		W-L RECORDS		RPI 51-100	RPI 101-999	RPI 201+		
11- 19	0- 8	0- 3		OVERALL		1- 4	10- 4	8- 0			
7- 8	0- 4	0- 1		HOME		0- 1	7- 2	6- 0			
3- 8	0- 3	0- 2		AWAY		1- 2	2- 1	1- 0			
1- 3	0- 1	0- 0		NEUTRAL		0- 1	1- 1	1- 0			
10- 3	0- 2	0- 0		NON-CONFERENCE		1- 0	9- 1	7- 0			
6- 1	0- 1	0- 0		HOME		0- 0	6- 0	5- 0			
3- 0	0- 0	0- 0		AWAY		1- 0	2- 0	1- 0			
1- 2	0- 1	0- 0		NEUTRAL		0- 0	1- 1	1- 0			
1- 16	0- 6	0- 3		CONFERENCE		0- 4	1- 3	1- 0			
1- 7	0- 3	0- 1		HOME		0- 1	1- 2	1- 0			
0- 8	0- 3	0- 2		AWAY		0- 2	0- 1	0- 0			
0- 1	0- 0	0- 0		NEUTRAL		0- 1	0- 0	0- 0			

RPI 1-25				RPI 26-50				RPI 51-100				RPI 101+				Team's RPI: 165	
RPI	S	Opponent	Score	RPI	S	Opponent	Score	RPI	S	Opponent	Score	RPI	S	Opponent	Score		
2	A	Notre Dame	37 90	31	A	Virginia	41 70	60	A	Nebraska	67 66	105	H	Wake Forest	55 61		
3	A	Louisville	46 65	35	A	Syracuse	51 86	67	A	Virginia Tech	45 53	116	A	North Carolina	52 59		
8	A	Florida St.	43 91	50	H	Miami (FL)	60 72	68	A	Georgia Tech	33 66	126	A	Louisiana Tech	55 47		
8	H	Florida St.	47 69					68	H	Georgia Tech	48 60	128	N	Central Ark.	47 53		
11	H	South Carolina	36 66					68	N	Georgia Tech	52 61	162	H	Jacksonville St.	53 45		
16	H	NC State	41 62									182	H	Pittsburgh	42 58		
18	H	Duke	35 60									208	H	Boston College	65 61		
20	N	Buffalo	41 61									236	H	Prairie View	64 58		

Average RPI		Win: 225	WON-LOST RECORD	WINNING PCT. RANK	LAST 10 GAMES	STRENGTH OF SCHEDULE	OPP. STRENGTH OF SCHEDULE	TEAM RPI	ADJ. RPI	CONF. RPI	ADJ. CONF. RPI
Loss: 96											
DIV. I ONLY			19- 11	96	6- 4	185	156	124	124	11	11
DIV. I NON-CONF.			8- 3	65	0- 0	262	206	118	118	15	15
TOTALS		RPI 1-25		RPI 26-50		W-L RECORDS	RPI 51-100	RPI 101-999		RPI 201+	
19- 11	1- 1			0- 1		OVERALL	2- 4	16- 5		11- 0	
10- 4	1- 0			0- 1		HOME	1- 1	8- 2		5- 0	
8- 5	0- 1			0- 0		AWAY	1- 2	7- 2		6- 0	
1- 2	0- 0			0- 0		NEUTRAL	0- 1	1- 1		0- 0	
8- 3	0- 0			0- 1		NON-CONFERENCE	0- 1	8- 1		5- 0	
4- 1	0- 0			0- 1		HOME	0- 0	4- 0		2- 0	
3- 1	0- 0			0- 0		AWAY	0- 1	3- 0		3- 0	
1- 1	0- 0			0- 0		NEUTRAL	0- 0	1- 1		0- 0	
11- 8	1- 1			0- 0		CONFERENCE	2- 3	8- 4		6- 0	
6- 3	1- 0			0- 0		HOME	1- 1	4- 2		3- 0	
5- 4	0- 1			0- 0		AWAY	1- 1	4- 2		3- 0	
0- 1	0- 0			0- 0		NEUTRAL	0- 1	0- 0		0- 0	

RPI 1-25				RPI 26-50				RPI 51-100				RPI 101+			
RPI	S	Opponent	Score	RPI	S	Opponent	Score	RPI	S	Opponent	Score	RPI	S	Opponent	Score
22	A	Green Bay	43 69	44	H	Ball St.	64 76	81	A	IUPUI	56 94	112	H	Ohio	71 64
22	H	Green Bay	71 60					81	H	IUPUI	64 77	121	N	Saint Louis	64 80
								84	A	Wright St.	70 63	131	A	Milwaukee	72 79
								84	H	Wright St.	71 70	131	H	Milwaukee	63 69
								84	N	Wright St.	61 83	140	A	Youngstown St.	69 76
								85	A	Tolledo	56 65	140	H	Youngstown St.	52 66
												169	N	Louisiana	54 45
												189	A	Oakland	86 66
												189	H	Oakland	70 62
												196	H	Eastern Mich.	77 65
												233	A	Niagara	70 61
												243	A	Illinois St.	56 47
												254	A	Northern Ky.	70 65
												254	H	Northern Ky.	72 49
												268	A	Bradley	67 65
												310	H	Marshall	85 76
												325	A	Detroit Mercy	90 76
												325	H	Detroit Mercy	75 50
												332	A	Ill.-Chicago	64 42
												332	H	Ill.-Chicago	70 67
												345	H	Eastern Ill.	77 69
LAST 12 Division I GAMES:															
				84	N	Wright St.	61 83	332	A	Ill.-Chicago	64 42				
				140	A	Youngstown St.	69 76	189	A	Oakland	86 66				
				84	A	Wright St.	70 63	325	A	Detroit Mercy	90 76				
				131	H	Milwaukee	63 69	254	H	Northern Ky.	72 49				
				22	H	Green Bay	71 60	84	H	Wright St.	71 70				
				81	A	IUPUI	56 94	140	H	Youngstown St.	52 66				

Non-Div I Games:

Cleveland St.

Average RPI Win: 248	WON-LOST RECORD	WINNING PCT. RANK	LAST 10 GAMES	STRENGTH OF SCHEDULE	OPP. STRENGTH OF SCHEDULE	TEAM RPI	ADJ. RPI	CONF. RPI	ADJ CONF. RPI
Average RPI Loss: 167									
DIV. I ONLY	15- 13	153	6- 4	264	265	219	219	22	22
DIV. I NON-CONF.	4- 5	202	0- 0	328	225	324	324	23	23

TOTALS	RPI 1-25	RPI 26-50	W-L RECORDS	RPI 51-100	RPI 101-999	RPI 201+			
15- 13	0- 0	0- 1	OVERALL	0- 3	15- 9	10- 5			
11- 4	0- 0	0- 0	HOME	0- 1	11- 3	7- 3			
3- 6	0- 0	0- 0	AWAY	0- 1	3- 5	2- 1			
1- 3	0- 0	0- 1	NEUTRAL	0- 1	1- 1	1- 1			
4- 5	0- 0	0- 1	NON-CONFERENCE	0- 1	4- 3	4- 3			
4- 2	0- 0	0- 0	HOME	0- 0	4- 2	4- 2			
0- 0	0- 0	0- 0	AWAY	0- 0	0- 0	0- 0			
0- 3	0- 0	0- 1	NEUTRAL	0- 1	0- 1	0- 1			
11- 8	0- 0	0- 0	CONFERENCE	0- 2	11- 6	6- 2			
7- 2	0- 0	0- 0	HOME	0- 1	7- 1	3- 1			
3- 6	0- 0	0- 0	AWAY	0- 1	3- 5	2- 1			
1- 0	0- 0	0- 0	NEUTRAL	0- 0	1- 0	1- 0			

RPI 1-25	RPI 26-50	RPI 51-100	RPI 101+	Team's RPI: 219
RPI S Opponent Score	RPI S Opponent Score	RPI S Opponent Score	RPI S Opponent Score	
	35 N Syracuse 57 69	60 N Nebraska 47 55	134 A Texas St. 69 78	
		95 A Little Rock 44 53	134 H Texas St. 65 64	
		95 H Little Rock 49 51	166 A UT Arlington 63 65	
			166 H UT Arlington 89 76	
			168 A South Ala. 62 68	
			168 H South Ala. 71 56	
			169 A Louisiana 55 59	
			178 A Troy 97 92	
			178 H Troy 84 71	
			212 N North Texas 34 50	
			218 H UNCG 54 60	
			221 A Arkansas St. 73 65	
			221 H Arkansas St. 63 70	
			255 H UNCW 57 41	
			262 H Col. of Charleston 70 72	
			263 A Appalachian St. 66 51	
			263 H Appalachian St. 73 68	
			302 H Wofford 67 51	
			306 H Georgia St. 64 49	
			306 N Georgia St. 74 55	
			320 H N. C. Central 68 65	
			326 H Fort Wayne 67 58	
			327 H Ga. Southern 54 51	
			338 A La. -Monroe 56 62	
LAST 12 Division I GAMES:				
	306 N Georgia St. 74 55	263 H Appalachian St. 73 68		
	263 A Appalachian St. 66 51	166 A UT Arlington 63 65		
	221 A Arkansas St. 73 65	134 A Texas St. 69 78		
	95 A Little Rock 44 53	95 H Little Rock 49 51		
	168 H South Ala. 71 56	221 H Arkansas St. 63 70		
	178 H Troy 84 71	178 A Troy 97 92		

Non-Div I Games: Lees-McRae 73 47 Allen 93 49

Coastal Caro.

Average RPI Win:	258	WON-LOST	WINNING	LAST 10	STRENGTH OF	OPP. STRENGTH	TEAM	ADJ.	CONF.	ADJ CONF.
Average RPI Loss:	133	RECORD	PCT. RANK	GAMES	SCHEDULE	OF SCHEDULE	RPI	RPI	RPI	RPI
DIV. I ONLY	7- 23	304	2- 8	137	146	262	262	10	10	
DIV. I NON-CONF.	4- 7	226	0- 0	182	152	225	225	12	12	

TOTALS	RPI 1-25	RPI 26-50	W-L RECORDS	RPI 51-100	RPI 101-999	RPI 201+				
7- 23	0- 2	0- 4	OVERALL	0- 3	7- 14	7- 6				
2- 12	0- 0	0- 2	HOME	0- 1	2- 9	2- 5				
4- 11	0- 2	0- 2	AWAY	0- 2	4- 5	4- 1				
1- 0	0- 0	0- 0	NEUTRAL	0- 0	1- 0	1- 0				
4- 7	0- 2	0- 0	NON-CONFERENCE	0- 1	4- 4	4- 2				
2- 3	0- 0	0- 0	HOME	0- 0	2- 3	2- 2				
2- 4	0- 2	0- 0	AWAY	0- 1	2- 1	2- 0				
0- 0	0- 0	0- 0	NEUTRAL	0- 0	0- 0	0- 0				
3- 16	0- 0	0- 4	CONFERENCE	0- 2	3- 10	3- 4				
0- 9	0- 0	0- 2	HOME	0- 1	0- 6	0- 3				
2- 7	0- 0	0- 2	AWAY	0- 1	2- 4	2- 1				
1- 0	0- 0	0- 0	NEUTRAL	0- 0	1- 0	1- 0				

RPI 1-25				RPI 26-50				RPI 51-100				RPI 101+				Team's RPI: 262
RPI	S	Opponent	Score	RPI	S	Opponent	Score	RPI	S	Opponent	Score	RPI	S	Opponent	Score	
11	A	South Carolina	43 69	43	A	Drexel	57 71	63	A	James Madison	53 67	105	H	Wake Forest	40 77	
24	A	Central Mich.	58 79	43	H	Drexel	53 80	63	H	James Madison	45 67	115	A	Delaware	51 79	
				45	A	Elon	44 97	66	A	Michigan St.	43 107	115	H	Delaware	59 68	
				45	H	Elon	55 77					138	A	Northeastern	37 59	
												138	H	Northeastern	48 67	
												154	A	William & Mary	66 79	
												154	H	William & Mary	54 68	
												188	A	Furman	58 72	
												219	A	Coastal Caro.	72 70	
												238	A	North Florida	73 69	
												251	A	Hofstra	60 65	
												251	H	Hofstra	60 75	
												251	N	Hofstra	88 72	
												255	A	UNCW	72 63	
												255	H	UNCW	60 76	
												256	H	Campbell	45 53	
												260	H	Lipscomb	85 69	
												263	H	Appalachian St.	70 76	
												279	A	Towson	80 67	
												279	H	Towson	58 83	
												302	H	Wofford	59 51	

LAST 12 Division I GAMES:																
251	N	Hofstra	88 72	255	A	UNCW	72 63									
43	A	Drexel	57 71	43	H	Drexel	53 80									
138	H	Northeastern	48 67	45	H	Elon	55 77									
255	H	UNCW	60 76	63	A	James Madison	53 67									
115	A	Delaware	51 79	154	A	William & Mary	66 79									
45	A	Elon	44 97	279	H	Towson	58 83									

Non-Div I Games:

Col. of Charleston

Loss,
Non-Conf,
S Site,
H Home
A Away
N Neutral

Average RPI Win:	265	WON-LOST	WINNING	LAST 10	STRENGTH OF	OPP. STRENGTH	TEAM	ADJ.	CONF.	ADJ CONF.
Average RPI Loss:	161	RECORD	PCT. RANK	GAMES	SCHEDULE	OF SCHEDULE	RPI	RPI	RPI	RPI
DIV. I ONLY	7- 23	304	3- 7	206	221	287	287	15	15	
DIV. I NON-CONF.	4- 7	226	0- 0	280	297	254	254	18	18	

TOTALS	RPI 1-25	RPI 26-50	W-L RECORDS	RPI 51-100	RPI 101-999	RPI 201+				
7- 23	0- 0	0- 1	OVERALL	0- 7	7- 15	7- 10				
3- 10	0- 0	0- 0	HOME	0- 3	3- 7	3- 4				
4- 13	0- 0	0- 1	AWAY	0- 4	4- 8	4- 6				
0- 0	0- 0	0- 0	NEUTRAL	0- 0	0- 0	0- 0				
4- 7	0- 0	0- 1	NON-CONFERENCE	0- 1	4- 5	4- 2				
1- 3	0- 0	0- 0	HOME	0- 0	1- 3	1- 1				
3- 4	0- 0	0- 1	AWAY	0- 1	3- 2	3- 1				
0- 0	0- 0	0- 0	NEUTRAL	0- 0	0- 0	0- 0				
3- 16	0- 0	0- 0	CONFERENCE	0- 6	3- 10	3- 8				
2- 7	0- 0	0- 0	HOME	0- 3	2- 4	2- 3				
1- 9	0- 0	0- 0	AWAY	0- 3	1- 6	1- 5				
0- 0	0- 0	0- 0	NEUTRAL	0- 0	0- 0	0- 0				

RPI 1-25				RPI 26-50				RPI 51-100				RPI 101+				Team's RPI: 287	
RPI	S	Opponent	Score	RPI	S	Opponent	Score	RPI	S	Opponent	Score	RPI	S	Opponent	Score		
				35	A	Syracuse	39 79										
								53	A	Arizona St.	54 65	127	A	Yal e	56 82		
								55	A	Ameri can	44 67	153	A	Army West Point	49 69		
								55	H	Ameri can	55 77	153	H	Army West Point	54 62		
								77	A	Navy	54 70	172	H	Brown	73 83		
								77	H	Navy	42 69	199	H	Si ena	70 73		
								89	A	Bucknel I	57 77	206	A	Lehi gh	54 48		
								89	H	Bucknel I	42 63	206	H	Lehi gh	51 59		
												230	A	Boston U.	64 66		
												230	H	Boston U.	49 62		
												233	H	Ni agara	44 81		
												234	A	Lafayette	48 63		
												234	H	Lafayette	60 55		
												236	A	Loyol a Maryl and	55 70		
												236	H	Loyol a Maryl and	71 60		
												240	A	Hol y Cross	52 61		
												240	A	Hol y Cross	47 66		
												240	H	Hol y Cross	64 71		
												267	A	Cornel I	74 70		
												279	A	Towson	65 61		
												281	A	Fai r lei gh Di cki nson	51 61		
												285	A	Can i si us	70 63		
												348	H	UMass Lowel I	84 64		
LAST 12 Division I GAMES:																	
				240	A	Hol y Cross	47 66	89	H	Bucknel I	42 63						
				234	H	Lafayette	60 55	230	A	Boston U.	64 66						
				240	A	Hol y Cross	52 61	77	H	Navy	42 69						
				153	A	Army West Point	49 69	55	A	Ameri can	44 67						
				236	H	Loyol a Maryl and	71 60	153	H	Army West Point	54 62						
				206	A	Lehi gh	54 48	236	A	Loyol a Maryl and	55 70						

Non-Div I Games:

Colgate

RPI 1-25				RPI 26-50				RPI 51-100				RPI 101+				Team's RPI: 142	
RPI	S	Opponent	Score	RPI	S	Opponent	Score	RPI	S	Opponent	Score	RPI	S	Opponent	Score		
7	H	Oregon	55 74	41	H	Oregon St.	71 86	53	A	Ari zona St.	59 73	109	H	George Mason	76 61		
7	N	Oregon	47 84	42	A	Cal i forni a	76 78	53	H	Ari zona St.	47 72	110	A	Utah	69 65		
10	A	UCLA	67 73	49	A	Southern Cal i forni a	53 65					110	H	Utah	74 78		
10	H	UCLA	55 93	49	H	Southern Cal i forni a	51 86					110	N	Utah	66 56		
13	A	Stanford	53 62	50	H	Mi ami (FL)	67 61					111	A	Washington St.	75 89		
												111	H	Washington St.	72 69		
												114	A	Colorado St.	70 67		
												116	A	North Carolina	80 87		
												119	H	Dartmouth	75 81		
												159	A	Samford	71 60		
												198	A	Washi ngton	66 61		
												198	H	Washi ngton	76 56		
												241	H	Fla. Atlantic	76 69		
												277	A	Ari zona	63 72		
												277	H	Ari zona	79 60		
												286	H	North Dakota St.	108 59		
												290	A	Air Force	68 43		
												341	H	Mi ssi ssi pi Val .	85 48		
LAST 12 Di vi si on I GAMES:																	
				7	N	Oregon	47 84	13	A	Stanford	53 62						
				110	N	Utah	66 56	42	A	Cal i forni a	76 78						
				49	A	Southern Cal i forni a	53 65	110	H	Utah	74 78						
				10	A	UCLA	67 73	110	A	Utah	69 65						
				111	H	Washington St.	72 69	41	H	Oregon St.	71 86						
				198	H	Washi ngton	76 56	7	H	Oregon	55 74						

Col orado

Average RPI Win:	204	WON-LOST	WINNING	LAST 10	STRENGTH OF	OPP. STRENGTH	TEAM	ADJ.	CONF.	ADJ CONF.
Average RPI Loss:	111	RECORD	PCT. RANK	GAMES	SCHEDULE	OF SCHEDULE	RPI	RPI	RPI	RPI
DIV. I ONLY	19- 11	96	6- 4	131	153	114	114	16	16	
DIV. I NON-CONF.	7- 3	74	0- 0	76	212	92	92	14	14	

TOTALS	RPI 1-25	RPI 26-50	W-L RECORDS	RPI 51-100	RPI 101-999	RPI 201+				
19- 11	0- 0	2- 1	OVERALL	2- 3	15- 7	10- 0				
11- 6	0- 0	1- 1	HOME	1- 1	9- 4	7- 0				
7- 4	0- 0	1- 0	AWAY	1- 2	5- 2	3- 0				
1- 1	0- 0	0- 0	NEUTRAL	0- 0	1- 1	0- 0				
7- 3	0- 0	2- 1	NON-CONFERENCE	0- 0	5- 2	3- 0				
5- 3	0- 0	1- 1	HOME	0- 0	4- 2	3- 0				
2- 0	0- 0	1- 0	AWAY	0- 0	1- 0	0- 0				
0- 0	0- 0	0- 0	NEUTRAL	0- 0	0- 0	0- 0				
12- 8	0- 0	0- 0	CONFERENCE	2- 3	10- 5	7- 0				
6- 3	0- 0	0- 0	HOME	1- 1	5- 2	4- 0				
5- 4	0- 0	0- 0	AWAY	1- 2	4- 2	3- 0				
1- 1	0- 0	0- 0	NEUTRAL	0- 0	1- 1	0- 0				

RPI 1-25				RPI 26-50				RPI 51-100				RPI 101+ Team's RPI: 114			
RPI	S	Opponent	Score	RPI	S	Opponent	Score	RPI	S	Opponent	Score	RPI	S	Opponent	Score
				32	H	Gonzaga	65 49	74	A	Wyomi ng	64 53	120	A	Boi se St.	49 55
				34	H	Okl ahoma	46 78	74	H	Wyomi ng	49 53	120	H	Boi se St.	58 62
				37	A	Northern Colo.	55 44	88	A	New Mexi co	48 54	120	N	Boi se St.	51 76
								88	H	New Mexi co	74 71	142	H	Col orado	67 70
								92	A	UNLV	52 56	145	A	Fresno St.	45 56
												145	H	Fresno St.	64 75
												145	N	Fresno St.	71 55
												146	H	I daho	69 83
												155	H	BYU	56 54
												171	A	Nevada	65 59
												171	H	Nevada	75 64
												180	A	Denver	61 56
												236	H	Prai rie View	71 59
												270	H	Morgan St.	60 44
												271	A	San Diego St.	65 63
												271	H	San Diego St.	72 43
												278	A	San Jose St.	73 66
												278	H	San Jose St.	63 48
												290	A	Ai r Force	40 39
												290	H	Ai r Force	61 50
												315	H	Utah St.	56 45
												320	H	N. C. Central	85 48
LAST 12 Division I GAMES:															
				120	N	Boi se St.	51 76	278	A	San Jose St.	73 66				
				145	N	Fresno St.	71 55	290	H	Ai r Force	61 50				
				88	A	New Mexico	48 54	171	A	Nevada	65 59				
				171	H	Nevada	75 64	74	A	Wyomi ng	64 53				
				120	A	Boi se St.	49 55	88	H	New Mexi co	74 71				
				145	H	Fresno St.	64 75	271	H	San Di ego St.	72 43				

Non-Div I Games: Eastern N.M. 75 35

Colorado St.

Average RPI	Win: 230	WON-LOST	WINNING	LAST 10	STRENGTH OF	OPP. STRENGTH	TEAM	ADJ.	CONF.	ADJ CONF.
Average RPI	Loss: 106	RECORD	PCT. RANK	GAMES	SCHEDULE	OF SCHEDULE	RPI	RPI	RPI	RPI
DIV. I ONLY	8- 21	280	1- 9	80	119	211	211	9	9	
DIV. I NON-CONF.	6- 9	214	0- 0	133	177	186	186	9	9	

TOTALS	RPI 1-25	RPI 26-50	W-L RECORDS	RPI 51-100	RPI 101-999	RPI 201+				
8- 21	0- 3	0- 2	OVERALL	0- 6	8- 10	6- 2				
3- 9	0- 1	0- 1	HOME	0- 2	3- 5	2- 1				
5- 9	0- 0	0- 1	AWAY	0- 3	5- 5	4- 1				
0- 3	0- 2	0- 0	NEUTRAL	0- 1	0- 0	0- 0				
6- 9	0- 3	0- 0	NON-CONFERENCE	0- 2	6- 4	5- 1				
3- 2	0- 1	0- 0	HOME	0- 0	3- 1	2- 0				
3- 4	0- 0	0- 0	AWAY	0- 1	3- 3	3- 1				
0- 3	0- 2	0- 0	NEUTRAL	0- 1	0- 0	0- 0				
2- 12	0- 0	0- 2	CONFERENCE	0- 4	2- 6	1- 1				
0- 7	0- 0	0- 1	HOME	0- 2	0- 4	0- 1				
2- 5	0- 0	0- 1	AWAY	0- 2	2- 2	1- 0				
0- 0	0- 0	0- 0	NEUTRAL	0- 0	0- 0	0- 0				

RPI 1-25				RPI 26-50				RPI 51-100				RPI 101+ Team's RPI: 211			
RPI	S	Opponent	Score	RPI	S	Opponent	Score	RPI	S	Opponent	Score	RPI	S	Opponent	Score
5	N	Mississippi St.	54 90	30	A	Princeton	47 69	51	A	Harvard	67 85	102	A	Rice	44 67
20	H	Buffalo	63 65	30	H	Princeton	46 74	51	H	Harvard	59 78	113	H	Saint Francis (PA)	94 81
22	N	Green Bay	43 61					53	N	Arizona St.	48 72	119	A	Dartmouth	65 88
								61	A	Penn	51 70	119	H	Dartmouth	77 88
								61	H	Penn	39 75	127	A	Yale	59 66
								79	A	Houston	53 77	127	H	Yale	50 73
												172	A	Brown	90 74
												172	H	Brown	80 84
												179	A	Hampton	58 60
												195	H	Richmond	79 85
												208	H	Boston College	68 60
												217	A	Providence	73 64
												251	H	Hofstra	75 53
												267	A	Cornell	72 54
												267	H	Cornell	47 57
												293	A	Vermont	73 66
												322	A	UMBC	60 44
												348	A	UMass Lowell	70 77

LAST 12 Division I GAMES:															
51	H	Harvard	59 78	172	H	Brown	80 84	51	A	Harvard	67 85	119	A	Dartmouth	65 88
119	H	Dartmouth	77 88	127	H	Yale	50 73	61	A	Penn	51 70	127	H	Yale	50 73
127	A	Yale	59 66	119	A	Dartmouth	65 88	61	H	Penn	39 75	127	A	Brown	90 74
172	A	Brown	90 74	51	A	Harvard	67 85	267	A	Cornell	72 54	30	H	Princeton	46 74
30	H	Princeton	46 74	267	H	Cornell	47 57	79	A	Houston	53 77	61	H	Penn	39 75

Non-Div I Games:

Columbi a

Average RPI Win:	304	WON-LOST	WINNING	LAST 10	STRENGTH OF	OPP. STRENGTH	TEAM	ADJ.	CONF.	ADJ CONF.
Average RPI Loss:	191	RECORD	PCT. RANK	GAMES	SCHEDULE	OF SCHEDULE	RPI	RPI	RPI	RPI
DIV. I ONLY	6- 23	316	1- 9	199	331	321	321	30	30	
DIV. I NON-CONF.	1- 11	331	0- 0	111	143	294	294	30	30	

TOTALS	RPI 1-25	RPI 26-50	W-L RECORDS	RPI 51-100	RPI 101-999	RPI 201+				
6- 23	0- 3	0- 0	OVERALL	0- 1	6- 19	6- 11				
6- 4	0- 1	0- 0	HOME	0- 0	6- 3	6- 1				
0- 16	0- 0	0- 0	AWAY	0- 0	0- 5	0- 5				
0- 3	0- 1	0- 0	NEUTRAL	0- 0	0- 2	0- 2				
1- 11	0- 3	0- 0	NON-CONFERENCE	0- 1	1- 7	1- 4				
1- 1	0- 1	0- 0	HOME	0- 0	1- 0	1- 0				
0- 8	0- 1	0- 0	AWAY	0- 1	0- 6	0- 3				
0- 2	0- 1	0- 0	NEUTRAL	0- 0	0- 1	0- 1				
5- 12	0- 0	0- 0	CONFERENCE	0- 0	5- 12	5- 7				
5- 3	0- 0	0- 0	HOME	0- 0	5- 3	5- 1				
0- 8	0- 0	0- 0	AWAY	0- 0	0- 8	0- 5				
0- 1	0- 0	0- 0	NEUTRAL	0- 0	0- 1	0- 1				

RPI 1-25				RPI 26-50				RPI 51-100				RPI 101+				Team's RPI: 321
RPI	S	Opponent	Score	RPI	S	Opponent	Score	RPI	S	Opponent	Score	RPI	S	Opponent	Score	
4	A	Baylor	54 100					64	A	West Virginia	43 101	104	A	Middle Tenn.	39 69	
17	H	Maryland	49 113									117	A	SFA	59 72	
23	N	Missouri	50 73									122	A	Bethune-Cookman	38 64	
												122	H	Bethune-Cookman	63 75	
												160	A	N. C. A&T	63 64	
												167	A	Charlotte	49 78	
												179	A	Hampton	35 67	
												179	H	Hampton	48 83	
												216	A	Norfolk St.	57 71	
												264	N	Manhattan	56 74	
												266	H	UMES	69 63	
												269	H	Howard	69 87	
												270	A	Morgan St.	59 73	
												270	H	Morgan St.	55 53	
												270	N	Morgan St.	51 58	
												280	A	Old Dominion	67 75	
												282	A	VCU	47 62	
												292	H	Mt. St. Mary's	68 54	
												318	A	South Carolina St.	65 67	
												318	H	South Carolina St.	56 39	
												320	A	N. C. Central	52 60	
												324	A	Charleston So.	58 72	
												333	A	Delaware St.	66 70	
												336	H	Florida A&M	62 56	
												340	H	Savannah St.	66 57	
LAST 12 Division I GAMES:																
270	N	Morgan St.	51 58	318	A	South Carolina St.	65 67									
269	H	Howard	69 87	122	A	Bethune-Cookman	38 64									
270	A	Morgan St.	59 73	179	A	Hampton	35 67									
333	A	Delaware St.	66 70	266	H	UMES	69 63									
122	H	Bethune-Cookman	63 75	318	H	South Carolina St.	56 39									
179	H	Hampton	48 83	270	H	Morgan St.	55 53									

Non-Div I Games:

Coppin St.

Average RPI Win: 237	WON-LOST RECORD	WINNING PCT. RANK	LAST 10 GAMES	STRENGTH OF SCHEDULE	OPP. STRENGTH OF SCHEDULE	TEAM RPI	ADJ. RPI	CONF. RPI	ADJ CONF. RPI
Average RPI Loss: 137									
DIV. I ONLY	7- 20	292	2- 8	178	143	267	267	9	9
DIV. I NON-CONF.	4- 9	249	0- 0	321	305	303	303	9	9

TOTALS	RPI 1-25	RPI 26-50	W-L RECORDS	RPI 51-100	RPI 101-999	RPI 201+			
7- 20	0- 0	0- 3	OVERALL	0- 4	7- 13	4- 5			
3- 10	0- 0	0- 1	HOME	0- 2	3- 7	0- 4			
4- 10	0- 0	0- 2	AWAY	0- 2	4- 6	4- 1			
0- 0	0- 0	0- 0	NEUTRAL	0- 0	0- 0	0- 0			
4- 9	0- 0	0- 1	NON-CONFERENCE	0- 0	4- 8	3- 4			
1- 5	0- 0	0- 0	HOME	0- 0	1- 5	0- 3			
3- 4	0- 0	0- 1	AWAY	0- 0	3- 3	3- 1			
0- 0	0- 0	0- 0	NEUTRAL	0- 0	0- 0	0- 0			
3- 11	0- 0	0- 2	CONFERENCE	0- 4	3- 5	1- 1			
2- 5	0- 0	0- 1	HOME	0- 2	2- 2	0- 1			
1- 6	0- 0	0- 1	AWAY	0- 2	1- 3	1- 0			
0- 0	0- 0	0- 0	NEUTRAL	0- 0	0- 0	0- 0			

RPI 1-25				RPI 26-50				RPI 51-100				RPI 101+ Team's RPI: 267			
RPI	S	Opponent	Score	RPI	S	Opponent	Score	RPI	S	Opponent	Score	RPI	S	Opponent	Score
30	A	Princeton	54 75	30	H	Princeton	40 72	51	A	Harvard	58 80	119	A	Dartmouth	40 55
30	H	Princeton	40 72	43	A	Drexel	39 61	51	H	Harvard	57 91	119	H	Dartmouth	51 49
43	A	Drexel	39 61					61	A	Penn	48 68	127	A	Yale	56 69
								61	H	Penn	39 53	127	H	Yale	55 65
												157	H	Binghamton	58 66
												172	A	Brown	59 85
												172	H	Brown	70 68
												175	A	New Hampshire	45 48
												182	A	Pittsburgh	39 51
												187	H	Stony Brook	48 40
												189	H	Oakland	77 79
												206	H	Lehigh	57 62
												211	A	Columbia	57 47
												211	H	Columbia	54 72
												234	H	Lafayette	58 59
												236	A	Loyola Maryland	63 78
												285	A	Canisius	67 59
												287	H	Colgate	70 74
												339	A	NJIT	61 46
												348	A	UMass Lowell	71 53
LAST 12 Division I GAMES:															
119	H	Dartmouth	51 49	127	H	Yale	55 65								
51	H	Harvard	57 91	172	H	Brown	70 68								
172	A	Brown	59 85	51	A	Harvard	58 80								
127	A	Yale	56 69	119	A	Dartmouth	40 55								
61	H	Penn	39 53	211	H	Columbia	54 72								
30	H	Princeton	40 72	211	A	Columbia	57 47								

Non-Div I Games:

Cornell

Creighton					Through Games Of March 7, 2018						
Average RPI	Win:	125	WON-LOST	WINNING	LAST 10	STRENGTH OF	OPP. STRENGTH	TEAM	ADJ.	CONF.	ADJ CONF.
Average RPI	Loss:	58	RECORD	PCT. RANK	GAMES	SCHEDULE	OF SCHEDULE	RPI	RPI	RPI	RPI
DIV. I ONLY		18- 12	113	6- 4	29	34	48	48	6	6	
DIV. I NON-CONF.		6- 4	122	0- 0	12	12	39	39	6	6	

TOTALS	RPI 1-25		RPI 26-50		W-L RECORDS	RPI 51-100		RPI 101-999		RPI 201+	
18- 12	1- 6		2- 1		OVERALL	5- 3		10- 2		5- 0	
10- 3	0- 3		2- 0		HOME	2- 0		6- 0		2- 0	
7- 6	1- 1		0- 1		AWAY	2- 3		4- 1		3- 0	
1- 3	0- 2		0- 0		NEUTRAL	1- 0		0- 1		0- 0	
6- 4	0- 2		1- 0		NON-CONFERENCE	2- 1		3- 1		1- 0	
3- 1	0- 1		1- 0		HOME	0- 0		2- 0		0- 0	
3- 1	0- 0		0- 0		AWAY	2- 1		1- 0		1- 0	
0- 2	0- 1		0- 0		NEUTRAL	0- 0		0- 1		0- 0	
12- 8	1- 4		1- 1		CONFERENCE	3- 2		7- 1		4- 0	
7- 2	0- 2		1- 0		HOME	2- 0		4- 0		2- 0	
4- 5	1- 1		0- 1		AWAY	0- 2		3- 1		2- 0	
1- 1	0- 1		0- 0		NEUTRAL	1- 0		0- 0		0- 0	

RPI 1-25				RPI 26-50				Team's RPI: 48				RPI 51-100				RPI 101+			
RPI	S	Opponent	Score	RPI	S	Opponent	Score	RPI	S	Opponent	Score	RPI	S	Opponent	Score	RPI	S	Opponent	Score
8	H	Florida St.	82 92	27	H	South Dakota St.	72 65	59	A	South Dakota	68 73	123	A	Seton Hall I	68 51				
10	N	UCLA	63 72	29	A	Villanova	48 55	60	A	Nebraska	64 49	123	H	Seton Hall I	81 64				
19	A	DePaul	67 77	29	H	Villanova	69 54	70	A	Drake	108 100	130	A	Butler	53 59				
19	H	DePaul	54 82					71	A	St. John's (NY)	65 72	130	H	Butler	64 55				
25	A	Marquette	74 73					71	H	St. John's (NY)	53 39	136	H	UNI	89 78				
25	H	Marquette	77 92					71	N	St. John's (NY)	66 58	151	H	Wichita St.	66 61				
25	N	Marquette	70 76					98	A	Georgetown	67 70	198	N	Washington	64 67				
								98	H	Georgetown	69 58	217	A	Providence	87 84				
												217	H	Providence	73 56				
												227	A	Xavier	71 64				
												227	H	Xavier	65 54				
												244	A	Omaha	72 51				
LAST 12 Division I GAMES:																			
25	N	Marquette	70 76	217	A	Providence	87 84	25	A	Marquette	74 73	19	A	DePaul	67 77				
71	N	St. John's (NY)	66 58					123	H	Seton Hall I	81 64	71	H	St. John's (NY)	53 39				
29	A	Villanova	48 55					227	A	Xavier	71 64								
98	A	Georgetown	67 70																
130	H	Butler	64 55																
227	H	Xavier	65 54																

Non-Div I Games:

Creighton

Average RPI	Win: 207	WON-LOST	WINNING	LAST 10	STRENGTH OF	OPP. STRENGTH	TEAM	ADJ.	CONF.	ADJ CONF.
Average RPI	Loss: 92	RECORD	PCT. RANK	GAMES	SCHEDULE	OF SCHEDULE	RPI	RPI	RPI	RPI
DIV. I ONLY	15- 12	137	5- 5	119	116	119	119	9	9	
DIV. I NON-CONF.	8- 5	111	0- 0	206	196	117	117	9	9	

TOTALS	RPI 1-25	RPI 26-50	W-L RECORDS	RPI 51-100	RPI 101-999	RPI 201+				
15- 12	0- 1	0- 2	OVERALL	1- 5	14- 4	8- 1				
9- 4	0- 0	0- 1	HOME	1- 2	8- 1	6- 0				
6- 8	0- 1	0- 1	AWAY	0- 3	6- 3	2- 1				
0- 0	0- 0	0- 0	NEUTRAL	0- 0	0- 0	0- 0				
8- 5	0- 1	0- 0	NON-CONFERENCE	0- 2	8- 2	5- 0				
5- 1	0- 0	0- 0	HOME	0- 1	5- 0	4- 0				
3- 4	0- 1	0- 0	AWAY	0- 1	3- 2	1- 0				
0- 0	0- 0	0- 0	NEUTRAL	0- 0	0- 0	0- 0				
7- 7	0- 0	0- 2	CONFERENCE	1- 3	6- 2	3- 1				
4- 3	0- 0	0- 1	HOME	1- 1	3- 1	2- 0				
3- 4	0- 0	0- 1	AWAY	0- 2	3- 1	1- 1				
0- 0	0- 0	0- 0	NEUTRAL	0- 0	0- 0	0- 0				

RPI 1-25				RPI 26-50				RPI 51-100				RPI 101+				Team's RPI: 119
RPI	S	Opponent	Score	RPI	S	Opponent	Score	RPI	S	Opponent	Score	RPI	S	Opponent	Score	
6	A	Ohio St.	70 103	30	A	Princeton	63 82	51	A	Harvard	65 76	127	A	Yale	64 62	
				30	H	Princeton	67 79	51	H	Harvard	63 56	127	H	Yale	39 57	
								61	A	Penn	47 65	142	A	Colorado	81 75	
								61	H	Penn	50 79	153	A	Army West Point	56 71	
								73	H	Maine	51 64	156	A	Marist	60 51	
								82	A	Albany (NY)	61 76	157	A	Binghamton	64 80	
												172	A	Brown	77 60	
												172	H	Brown	78 73	
												175	H	New Hampshire	57 49	
												208	H	Boston College	68 57	
												211	A	Columbia	88 77	
												211	H	Columbia	88 65	
												240	A	Holy Cross	76 74	
												267	A	Cornell	49 51	
												267	H	Cornell	55 40	
												293	H	Vermont	66 56	
												334	H	Rhode Island	70 54	
												339	H	NJIT	81 50	

LAST 12 Division I GAMES:																
267	A	Cornell	49 51	30	A	Princeton	63 82	51	A	Harvard	65 76	127	A	Yale	64 62	
211	A	Columbia	88 77	61	A	Penn	47 65	51	H	Harvard	63 56	127	H	Yale	39 57	
61	H	Penn	50 79	211	H	Columbia	88 65	61	A	Penn	47 65	142	A	Colorado	81 75	
30	H	Princeton	67 79	267	H	Cornell	55 40	61	H	Penn	50 79	153	A	Army West Point	56 71	
172	A	Brown	77 60	127	H	Yale	39 57	73	H	Maine	51 64	156	A	Marist	60 51	
127	A	Yale	64 62	172	H	Brown	78 73	82	A	Albany (NY)	61 76	157	A	Binghamton	64 80	

Non-Div I Games:

Dartmouth

Average RPI Win:	257	WON-LOST	WINNING	LAST 10	STRENGTH OF	OPP. STRENGTH	TEAM	ADJ.	CONF.	ADJ CONF.
Average RPI Loss:	108	RECORD	PCT. RANK	GAMES	SCHEDULE	OF SCHEDULE	RPI	RPI	RPI	RPI
DIV. I ONLY	12- 18	229	4- 6	129	161	185	185	13	13	
DIV. I NON-CONF.	5- 8	220	0- 0	67	162	136	136	10	10	

TOTALS	RPI 1-25	RPI 26-50	W-L RECORDS	RPI 51-100	RPI 101-999	RPI 201+				
12- 18	0- 1	0- 5	OVERALL	0- 4	12- 8	9- 2				
5- 8	0- 0	0- 3	HOME	0- 3	5- 2	4- 1				
7- 10	0- 1	0- 2	AWAY	0- 1	7- 6	5- 1				
0- 0	0- 0	0- 0	NEUTRAL	0- 0	0- 0	0- 0				
5- 8	0- 1	0- 4	NON-CONFERENCE	0- 0	5- 3	3- 1				
2- 3	0- 0	0- 2	HOME	0- 0	2- 1	1- 1				
3- 5	0- 1	0- 2	AWAY	0- 0	3- 2	2- 0				
0- 0	0- 0	0- 0	NEUTRAL	0- 0	0- 0	0- 0				
7- 10	0- 0	0- 1	CONFERENCE	0- 4	7- 5	6- 1				
3- 5	0- 0	0- 1	HOME	0- 3	3- 1	3- 0				
4- 5	0- 0	0- 0	AWAY	0- 1	4- 4	3- 1				
0- 0	0- 0	0- 0	NEUTRAL	0- 0	0- 0	0- 0				

RPI 1-25				RPI 26-50				RPI 51-100				RPI 101+ Team's RPI: 185			
RPI	S	Opponent	Score	RPI	S	Opponent	Score	RPI	S	Opponent	Score	RPI	S	Opponent	Score
16	A	NC State	49 73	30	H	Princeton	57 63	72	H	Duquesne	54 79	109	A	George Mason	61 74
				33	H	Dayton	68 85	76	H	George Washington	48 53	121	A	Saint Louis	72 88
				45	H	Elon	58 75	83	A	Fordham	58 66	135	H	Saint Joseph's	62 64
				46	A	UCF	54 62	83	H	Fordham	45 58	154	A	William & Mary	55 73
				47	A	Mercer	54 69					167	H	Charlotte	68 66
												188	A	Furman	62 65
												194	A	High Point	82 74
												195	A	Richmond	53 62
												195	A	Richmond	68 65
												226	H	UNC Asheville	58 50
												228	H	Gardner-Webb	65 70
												246	A	La Salle	58 51
												258	A	St. Bonaventure	75 68
												263	A	Appalachian St.	59 57
												275	A	Massachusetts	68 70
												275	H	Massachusetts	87 81
												282	H	VCU	69 63
												307	A	Western Caro.	70 57
												334	A	Rhode Island	79 67
												334	H	Rhode Island	77 67

LAST 12 Division I GAMES:															
				195	A	Richmond	53 62	121	A	Saint Louis	72 88				
				282	H	VCU	69 63	334	A	Rhode Island	79 67				
				246	A	La Salle	58 51	33	H	Dayton	68 85				
				275	A	Massachusetts	68 70	275	H	Massachusetts	87 81				
				135	H	Saint Joseph's	62 64	258	A	St. Bonaventure	75 68				
				83	H	Fordham	45 58	76	H	George Washington	48 53				

Non-Div I Games:

Davidson

Average RPI Win: 171

Average RPI Loss: 59

WON-LOST
RECORDWINNING
PCT. RANKLAST 10
GAMESSTRENGTH OF
SCHEDULEOPP. STRENGTH
OF SCHEDULETEAM
RPIADJ.
RPICONF.
RPIADJ CONF.
RPIDIV. I ONLY
DIV. I NON-CONF.23- 6
7- 429
1028- 2
0- 086
5199
5633
6633
6613
1013
10

TOTALS

RPI 1-25

RPI 26-50

W-L RECORDS

RPI 51-100

RPI 101-999

RPI 201+

23- 6

0- 2

1- 1

OVERALL

7- 2

15- 1

8- 0

12- 1

0- 1

1- 0

HOME

4- 0

7- 0

5- 0

7- 3

0- 0

0- 1

AWAY

2- 1

5- 1

2- 0

4- 2

0- 1

0- 0

NEUTRAL

1- 1

3- 0

1- 0

7- 4

0- 2

1- 1

NON-CONFERENCE

2- 1

4- 0

3- 0

4- 1

0- 1

1- 0

HOME

1- 0

2- 0

2- 0

0- 2

0- 0

0- 1

AWAY

0- 1

0- 0

0- 0

3- 1

0- 1

0- 0

NEUTRAL

1- 0

2- 0

1- 0

16- 2

0- 0

0- 0

CONFERENCE

5- 1

11- 1

5- 0

8- 0

0- 0

0- 0

HOME

3- 0

5- 0

3- 0

7- 1

0- 0

0- 0

AWAY

2- 0

5- 1

2- 0

1- 1

0- 0

0- 0

NEUTRAL

0- 1

1- 0

0- 0

RPI 1-25

RPI 26-50

Team's RPI: 33

RPI 51-100

RPI 101+

RPI	S	Opponent	Score
14	N	South Fla.	87 93
22	H	Green Bay	64 75

RPI	S	Opponent	Score
31	H	Virginia	61 46
36	A	Quinnipiac	66 72

RPI	S	Opponent	Score
51	N	Harvard	72 66
63	H	James Madison	82 54
72	H	Duquesne	79 70
76	A	George Washington	57 53
76	H	George Washington	66 55
76	N	George Washington	53 58
83	A	Fordham	63 62
83	H	Fordham	79 54
85	A	Toledo	50 68

RPI	S	Opponent	Score
109	H	George Mason	71 66
121	A	Saint Louis	72 85
121	H	Saint Louis	101 76
125	N	Tulane	71 65
135	A	Saint Joseph's	65 59
185	A	Davidson	85 68
195	A	Richmond	66 59
195	N	Richmond	67 58
246	A	La Salle	76 47
258	H	St. Bonaventure	80 59
270	H	Morgan St.	88 52
275	A	Massachusetts	78 49
282	H	VCU	74 64
331	H	Ark.-Pine Bluff	81 43
334	H	Rhode Island	116 58
341	N	Mississippi Val.	65 46

LAST 12 Division I GAMES:

76	N	George Washington	53 58	275	A	Massachusetts	78 49
195	N	Richmond	67 58	282	H	VCU	74 64
121	A	Saint Louis	72 85	72	H	Duquesne	79 70
109	H	George Mason	71 66	185	A	Davidson	85 68
83	H	Fordham	79 54	195	A	Richmond	66 59
76	A	George Washington	57 53	76	H	George Washington	66 55

Dayton

Dayton

Non-Div I Games:

Dayton

■ Loss, ■ Non-Conf, ■ S Site, ■ Home ■ Away N Neutral

Average RPI Win:	127	WON-LOST	WINNING	LAST 10	STRENGTH OF	OPP. STRENGTH	TEAM	ADJ.	CONF.	ADJ CONF.
Average RPI Loss:	35	RECORD	PCT. RANK	GAMES	SCHEDULE	OF SCHEDULE	RPI	RPI	RPI	RPI
DIV. I ONLY	26- 7	34	9- 1	31	39	19	19	6	6	
DIV. I NON-CONF.	8- 4	87	0- 0	16	13	42	42	6	6	

TOTALS	RPI 1-25	RPI 26-50	W-L RECORDS	RPI 51-100	RPI 101-999	RPI 201+				
26- 7	2- 3	5- 2	OVERALL	5- 2	14- 0	6- 0				
16- 3	2- 1	3- 1	HOME	3- 1	8- 0	4- 0				
8- 3	0- 2	1- 1	AWAY	2- 0	5- 0	2- 0				
2- 1	0- 0	1- 0	NEUTRAL	0- 1	1- 0	0- 0				
8- 4	0- 2	2- 1	NON-CONFERENCE	1- 1	5- 0	2- 0				
5- 2	0- 1	1- 1	HOME	1- 0	3- 0	2- 0				
1- 1	0- 1	0- 0	AWAY	0- 0	1- 0	0- 0				
2- 1	0- 0	1- 0	NEUTRAL	0- 1	1- 0	0- 0				
18- 3	2- 1	3- 1	CONFERENCE	4- 1	9- 0	4- 0				
11- 1	2- 0	2- 0	HOME	2- 1	5- 0	2- 0				
7- 2	0- 1	1- 1	AWAY	2- 0	4- 0	2- 0				
0- 0	0- 0	0- 0	NEUTRAL	0- 0	0- 0	0- 0				

RPI	S	Opponent	Score	RPI	S	Opponent	Score	RPI	S	Opponent	Score	RPI	S	Opponent	Score
1	H	UConn	69 103	29	A	Villanova	58 84	52	N	FGCU	84 89	121	H	Saint Louis	86 78
2	A	Notre Dame	82 91	29	H	Villanova	71 66	71	A	St. John's (NY)	67 54	123	A	Seton Hall	72 68
25	A	Marquette	81 93	32	N	Gonzaga	88 71	71	H	St. John's (NY)	76 67	123	H	Seton Hall	89 66
25	H	Marquette	98 63	34	H	Oklahoma	111 108	81	H	IUPUI	85 71	123	H	Seton Hall	78 52
25	H	Marquette	95 83	37	H	Northern Colo.	88 94	98	A	Georgetown	78 62	130	A	Butler	86 68
				48	A	Creighton	82 54	98	H	Georgetown	85 86	130	H	Butler	87 65
				48	H	Creighton	77 67	98	H	Georgetown	85 53	176	A	Northwestern	92 63

LAST 12 Division I GAMES:															
25	H	Marquette	98 63	98	H	Georgetown	85 86	227	A	Xavier	73 72	191	N	Memphis	81 67
98	H	Georgetown	85 53	227	A	Xavier	73 72	130	A	Butler	86 68	217	A	Providence	71 48
123	H	Seton Hall	78 52	130	A	Butler	86 68	217	H	Providence	81 47	227	A	Xavier	73 72
123	A	Seton Hall	72 68	217	H	Providence	81 47	227	H	Xavier	79 48	304	H	Loyola Chi cago	88 47
71	A	St. John's (NY)	67 54	48	H	Creighton	77 67	333	H	Delaware St.	110 71				
29	H	Villanova	71 66	25	H	Marquette	95 83								

Non-Div I Games:

DePaul

Delaware

Delaware				Through Games Of March 7, 2018						
Average RPI Win:	220	WON-LOST	WINNING	LAST 10	STRENGTH OF	OPP. STRENGTH	TEAM	ADJ.	CONF.	ADJ CONF.
Average RPI Loss:	105	RECORD	PCT. RANK	GAMES	SCHEDULE	OF SCHEDULE	RPI	RPI	RPI	RPI
DIV. I ONLY	18- 11	101	6- 4	166	168	115	115	10	10	
DIV. I NON-CONF.	7- 4	102	0- 0	249	264	139	139	12	12	

TOTALS	RPI 1-25	RPI 26-50	W-L RECORDS	RPI 51-100	RPI 101-999	RPI 201+				
18- 11	0- 1	1- 4	OVERALL	1- 2	16- 4	12- 2				
9- 4	0- 0	1- 1	HOME	1- 1	7- 2	6- 1				
8- 6	0- 1	0- 3	AWAY	0- 1	8- 1	5- 0				
1- 1	0- 0	0- 0	NEUTRAL	0- 0	1- 1	1- 1				
7- 4	0- 1	0- 1	NON-CONFERENCE	1- 0	6- 2	4- 2				
3- 1	0- 0	0- 0	HOME	1- 0	2- 1	2- 1				
3- 2	0- 1	0- 1	AWAY	0- 0	3- 0	1- 0				
1- 1	0- 0	0- 0	NEUTRAL	0- 0	1- 1	1- 1				
11- 7	0- 0	1- 3	CONFERENCE	0- 2	10- 2	8- 0				
6- 3	0- 0	1- 1	HOME	0- 1	5- 1	4- 0				
5- 4	0- 0	0- 2	AWAY	0- 1	5- 1	4- 0				
0- 0	0- 0	0- 0	NEUTRAL	0- 0	0- 0	0- 0				

RPI 1-25				RPI 26-50				RPI 51-100				RPI 101+ Team's RPI: 115			
RPI	S	Opponent	Score	RPI	S	Opponent	Score	RPI	S	Opponent	Score	RPI	S	Opponent	Score
20	A	Buffalo	73 87	30	A	Princeton	60 78	55	H	American	72 56	132	A	Hartford	72 63
				43	A	Drexel	53 74	63	A	James Madison	56 67	138	A	Northeastern	59 73
				43	H	Drexel	53 72	63	H	James Madison	53 56	138	H	Northeastern	53 64
				45	A	Elon	51 64					153	A	Army West Point	70 59
				45	H	Elon	80 66					154	A	William & Mary	61 52
												154	H	William & Mary	68 59
												230	H	Boston U.	79 85
												236	H	Loyola Maryland	71 38
												251	A	Hofstra	58 51
												251	H	Hofstra	61 41
												255	A	UNCW	82 49
												255	H	UNCW	80 62
												258	A	St. Bonaventure	53 52
												262	A	Col. of Charleston	68 59
												262	H	Col. of Charleston	79 51
												279	A	Towson	81 55
												279	H	Towson	51 49
												333	H	Delaware St.	84 49
												345	N	Eastern Ill.	66 37
												347	N	Saint Peter's	87 90

LAST 12 Division I GAMES:															
279	A	Towson	81 55	251	H	Hofstra	61 41								
43	H	Drexel	53 72	154	H	William & Mary	68 59								
63	A	James Madison	56 67	138	A	Northeastern	59 73								
154	A	William & Mary	61 52	255	H	UNCW	80 62								
262	H	Col. of Charleston	79 51	138	H	Northeastern	53 64								
63	H	James Madison	53 56	45	A	Elon	51 64								

Non-Div I Games:

Delaware

Average RPI Win:	310	WON-LOST	WINNING	LAST 10	STRENGTH OF	OPP. STRENGTH	TEAM	ADJ.	CONF.	ADJ CONF.
Average RPI Loss:	195	RECORD	PCT. RANK	GAMES	SCHEDULE	OF SCHEDULE	RPI	RPI	RPI	RPI
DIV. I ONLY	6- 24	322	3- 7	285	300	333	333	30	30	
DIV. I NON-CONF.	1- 12	335	0- 0	165	122	316	316	30	30	

TOTALS	RPI 1-25	RPI 26-50	W-L RECORDS	RPI 51-100	RPI 101-999	RPI 201+				
6- 24	0- 1	0- 2	OVERALL	0- 0	6- 21	6- 10				
5- 7	0- 0	0- 1	HOME	0- 0	5- 6	5- 3				
1- 14	0- 0	0- 0	AWAY	0- 0	1- 6	1- 3				
0- 3	0- 0	0- 0	NEUTRAL	0- 0	0- 3	0- 1				
1- 12	0- 1	0- 2	NON-CONFERENCE	0- 0	1- 9	1- 2				
1- 3	0- 0	0- 1	HOME	0- 0	1- 2	1- 1				
0- 7	0- 1	0- 1	AWAY	0- 0	0- 5	0- 1				
0- 2	0- 0	0- 0	NEUTRAL	0- 0	0- 2	0- 0				
5- 12	0- 0	0- 0	CONFERENCE	0- 0	5- 12	5- 8				
4- 4	0- 0	0- 0	HOME	0- 0	4- 4	4- 2				
1- 7	0- 0	0- 0	AWAY	0- 0	1- 7	1- 5				
0- 1	0- 0	0- 0	NEUTRAL	0- 0	0- 1	0- 1				

RPI 1-25				RPI 26-50				RPI 51-100				RPI 101+ Team's RPI: 333			
RPI	S	Opponent	Score	RPI	S	Opponent	Score	RPI	S	Opponent	Score	RPI	S	Opponent	Score
19	A	DePaul	71 110	38	A	Michigan	36 105					115	A	Delaware	49 84
				43	H	Drexel	52 73					122	H	Bethune-Cookman	60 68
												133	H	Robert Morris	42 65
												160	A	N. C. A&T	55 75
												160	H	N. C. A&T	48 66
												161	N	Ole Miss	58 110
												177	A	Florida	51 85
												179	A	Hampton	62 66
												183	A	Kansas	49 81
												184	A	Temple	72 96
												200	N	Stetson	43 58
												216	A	Norfolk St.	50 72
												241	A	Fla. Atlantic	67 90
												246	H	La Salle	48 71
												266	A	UMES	56 76
												266	N	UMES	60 77
												269	A	Howard	70 78
												270	A	Morgan St.	62 54
												270	H	Morgan St.	60 56
												318	H	South Carolina St.	58 44
												320	A	N. C. Central	60 76
												320	H	N. C. Central	67 74
												321	H	Coppin St.	70 66
												336	A	Florida A&M	54 59
												336	H	Florida A&M	65 73
												340	H	Savannah St.	93 79
												343	H	Longwood	60 56
LAST 12 Division I GAMES:															
				266	N	UMES	60 77					216	A	Norfolk St.	50 72
				270	H	Morgan St.	60 56					160	A	N. C. A&T	55 75
				266	A	UMES	56 76					320	A	N. C. Central	60 76
				269	A	Howard	70 78					340	H	Savannah St.	93 79
				321	H	Coppin St.	70 66					270	A	Morgan St.	62 54
				336	H	Florida A&M	65 73					122	H	Bethune-Cookman	60 68

Non-Div I Games:

Delaware St.

■ Loss,
 ■ Non-Conf,
 ■ S Site,
 ■ Home
 ■ A Away
 N Neutral

Average RPI Win:	283	WON-LOST	WINNING	LAST 10	STRENGTH OF	OPP. STRENGTH	TEAM	ADJ.	CONF.	ADJ CONF.
Average RPI Loss:	83	RECORD	PCT. RANK	GAMES	SCHEDULE	OF SCHEDULE	RPI	RPI	RPI	RPI
DIV. I ONLY	15- 14	167	4- 6	214	187	180	180	12	12	
DIV. I NON-CONF.	8- 6	143	0- 0	276	243	188	188	17	17	

TOTALS	RPI 1-25	RPI 26-50	W-L RECORDS	RPI 51-100	RPI 101-999	RPI 201+				
15- 14	0- 0	0- 3	OVERALL	0- 8	15- 3	13- 0				
6- 6	0- 0	0- 2	HOME	0- 3	6- 1	5- 0				
8- 5	0- 0	0- 1	AWAY	0- 3	8- 1	8- 0				
1- 3	0- 0	0- 0	NEUTRAL	0- 2	1- 1	0- 0				
8- 6	0- 0	0- 1	NON-CONFERENCE	0- 4	8- 1	7- 0				
2- 3	0- 0	0- 1	HOME	0- 1	2- 1	2- 0				
5- 1	0- 0	0- 0	AWAY	0- 1	5- 0	5- 0				
1- 2	0- 0	0- 0	NEUTRAL	0- 2	1- 0	0- 0				
7- 8	0- 0	0- 2	CONFERENCE	0- 4	7- 2	6- 0				
4- 3	0- 0	0- 1	HOME	0- 2	4- 0	3- 0				
3- 4	0- 0	0- 1	AWAY	0- 2	3- 1	3- 0				
0- 1	0- 0	0- 0	NEUTRAL	0- 0	0- 1	0- 0				

RPI	S	Opponent	Score	RPI	S	Opponent	Score	RPI	S	Opponent	Score	RPI	S	Opponent	Score	Team's RPI: 180
27	A	South Dakota St.	59 95	55	A	American	53 66	114	H	Colorado St.	56 61	174	A	Oral Roberts	60 90	
27	H	South Dakota St.	58 69	59	A	South Dakota	51 79	174	H	Oral Roberts	70 54	174	N	Oral Roberts	71 76	
37	H	Northern Colo.	63 71	59	H	South Dakota	60 82	174	N	Eastern Mi ch.	60 54	244	A	Omaha	85 74	
				74	H	Wyomi ng	51 61	244	H	Omaha	81 60	283	A	UMKC	77 68	
				75	N	Mi ami (OH)	52 69	286	A	North Dakota St.	78 73	286	H	North Dakota St.	98 79	
				87	N	Liberty	69 82	290	A	Air Force	75 54	305	H	Northern Ariz.	80 73	
				100	A	Western Ill.	93 118	315	A	Utah St.	74 72	319	A	Cal St. Fullerton	83 58	
				100	H	Western Ill.	61 77	322	A	UMBC	70 48	323	H	Utah Valley	72 53	
								326	A	Fort Wayne	73 55	326	H	Fort Wayne	86 65	
LAST 12 Division I GAMES:																
174	N	Oral Roberts	71 76	326	H	Fort Wayne	86 65									
100	H	Western Ill.	61 77	59	H	South Dakota	60 82									
244	H	Omaha	81 60	100	A	Western Ill.	93 118									
174	H	Oral Roberts	70 54	174	A	Oral Roberts	60 90									
286	A	North Dakota St.	78 73	244	A	Omaha	85 74									
27	A	South Dakota St.	59 95	286	H	North Dakota St.	98 79									

Non-Div I Games: Chadron St. 99 55

Denver

Average RPI Win:	332	WON-LOST	WINNING	LAST 10	STRENGTH OF	OPP. STRENGTH	TEAM	ADJ.	CONF.	ADJ CONF.
Average RPI Loss:	137	RECORD	PCT. RANK	GAMES	SCHEDULE	OF SCHEDULE	RPI	RPI	RPI	RPI
DIV. I ONLY	2- 28	345	1- 9	177	106	325	325	11	11	
DIV. I NON-CONF.	0- 11	337	0- 0	241	27	339	339	15	15	

TOTALS	RPI 1-25	RPI 26-50	W-L RECORDS	RPI 51-100	RPI 101-999	RPI 201+				
2- 28	0- 2	0- 1	OVERALL	0- 8	2- 17	2- 6				
1- 13	0- 1	0- 1	HOME	0- 4	1- 7	1- 2				
1- 12	0- 1	0- 0	AWAY	0- 4	1- 7	1- 2				
0- 3	0- 0	0- 0	NEUTRAL	0- 0	0- 3	0- 2				
0- 11	0- 0	0- 1	NON-CONFERENCE	0- 4	0- 6	0- 3				
0- 5	0- 0	0- 1	HOME	0- 2	0- 2	0- 1				
0- 4	0- 0	0- 0	AWAY	0- 2	0- 2	0- 1				
0- 2	0- 0	0- 0	NEUTRAL	0- 0	0- 2	0- 1				
2- 17	0- 2	0- 0	CONFERENCE	0- 4	2- 11	2- 3				
1- 8	0- 1	0- 0	HOME	0- 2	1- 5	1- 1				
1- 8	0- 1	0- 0	AWAY	0- 2	1- 5	1- 1				
0- 1	0- 0	0- 0	NEUTRAL	0- 0	0- 1	0- 1				

RPI	S	Opponent	Score	RPI	S	Opponent	Score	RPI	S	Opponent	Score	RPI	S	Opponent	Score	Team's RPI: 325
22	A	Green Bay	45 88	38	H	Michigan	50 86	66	H	Michigan St.	60 97	124	A	Cleveland St.	50 75	
22	H	Green Bay	27 85					75	A	Miami (OH)	64 91	124	H	Cleveland St.	76 90	
								81	A	IUPUI	62 90	131	A	Milwaukee	45 90	
								81	H	IUPUI	59 91	131	H	Milwaukee	61 70	
								84	A	Wright St.	55 85	140	A	Youngstown St.	59 76	
								84	H	Wright St.	60 88	140	H	Youngstown St.	52 72	
								85	H	Toledo	64 81	149	A	Kent St.	74 82	
								96	A	Western Mich.	62 74	165	N	Clemson	44 72	
												189	A	Oakland	50 83	
												189	H	Oakland	74 85	
												196	H	Eastern Mich.	76 78	
												207	H	Bowling Green	81 85	
												212	N	North Texas	57 63	
												242	A	Illinois	65 73	
												254	A	Northern Ky.	60 64	
												254	H	Northern Ky.	67 78	
												254	N	Northern Ky.	61 76	
												332	A	Ill.-Chicago	61 58	
												332	H	Ill.-Chicago	73 60	

LAST 12 Division I GAMES:																
254	N	Northern Ky.	61 76	254	A	Northern Ky.	60 64									
22	A	Green Bay	45 88	84	A	Wright St.	55 85									
131	A	Milwaukee	45 90	140	H	Youngstown St.	52 72									
189	H	Oakland	74 85	124	H	Cleveland St.	76 90									
81	H	IUPUI	59 91	189	A	Oakland	50 83									
332	H	Ill.-Chicago	73 60	131	H	Milwaukee	61 70									

Non-Div I Games:

Detroit Mercy

Average RPI Win:	224	WON-LOST	WINNING	LAST 10	STRENGTH OF	OPP. STRENGTH	TEAM	ADJ.	CONF.	ADJ CONF.
Average RPI Loss:	49	RECORD	PCT. RANK	GAMES	SCHEDULE	OF SCHEDULE	RPI	RPI	RPI	RPI
DIV. I ONLY	22- 7	44	10- 0	140	199	70	70	24	24	
DIV. I NON-CONF.	4- 7	226	0- 0	11	32	126	126	21	21	

TOTALS	RPI 1-25	RPI 26-50	W-L RECORDS	RPI 51-100	RPI 101-999	RPI 201+				
22- 7	0- 2	0- 2	OVERALL	3- 2	19- 1	13- 0				
12- 3	0- 0	0- 2	HOME	2- 1	10- 0	6- 0				
9- 3	0- 2	0- 0	AWAY	1- 1	8- 0	6- 0				
1- 1	0- 0	0- 0	NEUTRAL	0- 0	1- 1	1- 0				
4- 7	0- 2	0- 2	NON-CONFERENCE	1- 2	3- 1	1- 0				
3- 3	0- 0	0- 2	HOME	1- 1	2- 0	0- 0				
0- 3	0- 2	0- 0	AWAY	0- 1	0- 0	0- 0				
1- 1	0- 0	0- 0	NEUTRAL	0- 0	1- 1	1- 0				
18- 0	0- 0	0- 0	CONFERENCE	2- 0	16- 0	12- 0				
9- 0	0- 0	0- 0	HOME	1- 0	8- 0	6- 0				
9- 0	0- 0	0- 0	AWAY	1- 0	8- 0	6- 0				
0- 0	0- 0	0- 0	NEUTRAL	0- 0	0- 0	0- 0				

D
r
a
k
eD
r
a
k
e

RPI 1-25				RPI 26-50				RPI 51-100 Team's RPI: 70				RPI 101+			
RPI	S	Opponent	Score	RPI	S	Opponent	Score	RPI	S	Opponent	Score	RPI	S	Opponent	Score
7	A	Oregon	77 110	27	H	South Dakota St.	78 85	60	H	Nebraska	84 89	106	H	Iowa St.	83 80
21	A	Iowa	66 79	48	H	Creighton	100 108	74	A	Wyomi ng	61 75	109	N	George Mason	75 87
								87	H	Li berty	96 68	131	H	Mi lwaukee	77 73
								99	A	Missouri St.	80 68	136	A	UNI	72 67
								99	H	Missouri St.	84 65	136	H	UNI	81 64
												173	A	Southern Ill.	75 64
												173	H	Southern Ill.	84 73
												243	A	Illinoi s St.	65 58
												243	H	Illinoi s St.	80 64
												261	A	Indi ana St.	84 51
												261	H	Indi ana St.	85 64
												268	A	Bradl ey	84 75
												268	H	Bradl ey	77 71
												297	A	Val parai so	85 53
												297	H	Val parai so	86 50
												304	A	Loyol a Chi cago	97 53
												304	H	Loyol a Chi cago	72 46
												341	N	Mi ssi ssi ppi Val .	96 60
												349	A	Evansvi lle	101 50
												349	H	Evansvi lle	107 66
LAST 12 Division I GAMES:															
297	A	Val parai so	85 53	349	A	Evansvi lle	101 50								
304	A	Loyol a Chi cago	97 53	99	H	Missouri St.	84 65								
243	H	Illinoi s St.	80 64	173	H	Southern Ill.	84 73								
268	H	Bradl ey	77 71	268	A	Bradl ey	84 75								
136	A	UNI	72 67	243	A	Illinoi s St.	65 58								
261	A	Indi ana St.	84 51	136	H	UNI	81 64								

Non-Div I Games: Iowa Wesleyan 102 25

Drake

Average RPI Win: **195**
 Average RPI Loss: **61**

WON-LOST
RECORD

WINNING
PCT. RANK

LAST 10
GAMES

STRENGTH OF
SCHEDULE

OPP. STRENGTH
OF SCHEDULE

TEAM
RPI

ADJ.
RPI

CONF.
RPI

ADJ CONF.
RPI

DIV. I ONLY	24- 6	25	9- 1	144	120	43	43	10	10
DIV. I NON-CONF.	8- 4	87	0- 0	204	82	94	94	12	12
<hr/>									
TOTALS	RPI 1-25	RPI 26-50	W-L RECORDS	RPI 51-100	RPI 101-999	RPI 201+			
24- 6	0- 0	1- 2	OVERALL	2- 4	21- 0	13- 0			
13- 0	0- 0	1- 0	HOME	2- 0	10- 0	7- 0			
10- 4	0- 0	0- 2	AWAY	0- 2	10- 0	6- 0			
1- 2	0- 0	0- 0	NEUTRAL	0- 2	1- 0	0- 0			
8- 4	0- 0	0- 1	NON-CONFERENCE	1- 3	7- 0	5- 0			
4- 0	0- 0	0- 0	HOME	1- 0	3- 0	3- 0			
3- 2	0- 0	0- 1	AWAY	0- 1	3- 0	2- 0			
1- 2	0- 0	0- 0	NEUTRAL	0- 2	1- 0	0- 0			
16- 2	0- 0	1- 1	CONFERENCE	1- 1	14- 0	8- 0			
9- 0	0- 0	1- 0	HOME	1- 0	7- 0	4- 0			
7- 2	0- 0	0- 1	AWAY	0- 1	7- 0	4- 0			
0- 0	0- 0	0- 0	NEUTRAL	0- 0	0- 0	0- 0			

RPI 1-25				RPI 26-50				Team's RPI: 43				RPI 51-100				RPI 101+			
RPI	S	Opponent	Score	RPI	S	Opponent	Score	RPI	S	Opponent	Score	RPI	S	Opponent	Score	RPI	S	Opponent	Score
35	A	Syracuse	62 72	45	A	Elon	58 70	45	H	Elon	58 56	63	A	James Madison	48 56	63	H	James Madison	73 71
												64	N	West Virginia	42 75	67	N	Virginia Tech	67 79
												89	H	Bucknell	63 54	93	A	Penn St.	70 84
																115	A	Delaware	72 53
																115	H	Delaware	74 53
																130	N	Butler	76 62
																135	A	Saint Joseph's	65 58
																138	A	Northeastern	69 58
																138	H	Northeastern	58 50
																154	A	William & Mary	65 58
																154	H	William & Mary	54 34
																233	A	Niagara	66 65
																234	H	Lafayette	52 37
																246	H	La Salle	79 54
																251	A	Hofstra	58 47
																251	H	Hofstra	47 38
																255	A	UNCW	58 40
																255	H	UNCW	68 42
																262	A	Col. of Charleston	80 53
																262	H	Col. of Charleston	71 57
																267	H	Cornell	61 39
																279	A	Towson	62 54
																279	H	Towson	78 53
																333	A	Delaware St.	73 52
LAST 12 Division I GAMES:																			
262	H	Col. of Charleston	71 57	45	A	Elon	58 70	262	A	Col. of Charleston	80 53	279	H	Towson	78 53	138	H	Northeastern	58 50
115	A	Delaware	72 53	279	A	Towson	62 54	45	H	Elon	58 56	251	A	Hofstra	58 47				
63	H	James Madison	73 71	154	H	William & Mary	54 34												
255	A	UNCW	58 40																

D
r
e
x
e
lD
r
e
x
e
l

Non-Div I Games:

Drexel

D
u
k
e

D
u
k
e

Duke

Average RPI	Win: 198	WON-LOST	WINNING	LAST 10	STRENGTH OF	OPP. STRENGTH	TEAM	ADJ.	CONF.	ADJ CONF.
Average RPI	Loss: 92	RECORD	PCT. RANK	GAMES	SCHEDULE	OF SCHEDULE	RPI	RPI	RPI	RPI
DIV. I ONLY	23- 7	42	6- 4	202	99	72	72	13	13	
DIV. I NON-CONF.	10- 3	52	0- 0	158	54	53	53	10	10	

TOTALS	RPI 1-25	RPI 26-50	W-L RECORDS	RPI 51-100	RPI 101-999	RPI 201+				
23- 7	1- 1	1- 1	OVERALL	2- 1	19- 4	11- 0				
12- 2	1- 0	0- 0	HOME	1- 1	10- 1	8- 0				
10- 3	0- 0	1- 1	AWAY	1- 0	8- 2	3- 0				
1- 2	0- 1	0- 0	NEUTRAL	0- 0	1- 1	0- 0				
10- 3	1- 1	1- 0	NON-CONFERENCE	1- 0	7- 2	4- 0				
6- 0	1- 0	0- 0	HOME	1- 0	4- 0	3- 0				
3- 2	0- 0	1- 0	AWAY	0- 0	2- 2	1- 0				
1- 1	0- 1	0- 0	NEUTRAL	0- 0	1- 0	0- 0				
13- 4	0- 0	0- 1	CONFERENCE	1- 1	12- 2	7- 0				
6- 2	0- 0	0- 0	HOME	0- 1	6- 1	5- 0				
7- 1	0- 0	0- 1	AWAY	1- 0	6- 0	2- 0				
0- 1	0- 0	0- 0	NEUTRAL	0- 0	0- 1	0- 0				

RPI 1-25				RPI 26-50				RPI 51-100 Team's RPI: 72				RPI 101+			
RPI	S	Opponent	Score	RPI	S	Opponent	Score	RPI	S	Opponent	Score	RPI	S	Opponent	Score
1	N	UConn	52 104	31	A	Virginia	74 63	76	A	George Washington	54 53	107	A	ETSU	77 81
24	H	Central Mich.	64 61	33	A	Dayton	70 79	83	H	Fordham	43 51	109	H	George Mason	71 64
								85	H	Toledo	73 54	113	H	Saint Francis (PA)	87 68
												121	A	Saint Louis	76 66
												121	N	Saint Louis	65 71
												135	A	Saint Joseph's	61 42
												135	H	Saint Joseph's	50 69
												160	N	N.C. A&T	73 60
												167	A	Charlotte	72 75
												182	A	Pittsburgh	66 53
												185	A	Davison	79 54
												195	A	Richmond	78 70
												225	H	Akron	66 60
												246	H	La Salle	78 50
												258	A	St. Bonaventure	76 73
												258	H	St. Bonaventure	73 59
												275	H	Massachusetts	60 57
												282	A	VCU	70 51
												282	H	VCU	80 71
												288	H	Central Conn. St.	83 58
												334	H	Rhode Island	80 71
												342	H	Iona	80 59
												344	A	Winthrop	81 54

LAST 12 Division I GAMES:															
121	N	Saint Louis	65 71	282	H	VCU	80 71	195	A	Richmond	78 70	33	A	Dayton	70 79
258	A	St. Bonaventure	76 73	135	A	Saint Joseph's	61 42	109	H	George Mason	71 64				
83	H	Fordham	43 51												
334	H	Rhode Island	80 71												
121	A	Saint Louis	76 66												
135	H	Saint Joseph's	50 69												

Non-Div I Games:

Duquesne

Average RPI Win:	224	WON-LOST	WINNING	LAST 10	STRENGTH OF	OPP. STRENGTH	TEAM	ADJ.	CONF.	ADJ CONF.
Average RPI Loss:	83	RECORD	PCT. RANK	GAMES	SCHEDULE	OF SCHEDULE	RPI	RPI	RPI	RPI
DIV. I ONLY	19- 12	108	7- 3	168	101	107	107	17	17	
DIV. I NON-CONF.	6- 8	209	0- 0	174	23	179	179	16	16	

TOTALS	RPI 1-25	RPI 26-50	W-L RECORDS	RPI 51-100	RPI 101-999	RPI 201+				
19- 12	0- 3	0- 3	OVERALL	1- 3	18- 3	11- 2				
9- 3	0- 0	0- 1	HOME	1- 1	8- 1	4- 1				
8- 5	0- 2	0- 1	AWAY	0- 1	8- 1	5- 1				
2- 4	0- 1	0- 1	NEUTRAL	0- 1	2- 1	2- 0				
6- 8	0- 3	0- 0	NON-CONFERENCE	1- 3	5- 2	4- 1				
3- 2	0- 0	0- 0	HOME	1- 1	2- 1	1- 1				
3- 3	0- 2	0- 0	AWAY	0- 1	3- 0	3- 0				
0- 3	0- 1	0- 0	NEUTRAL	0- 1	0- 1	0- 0				
13- 4	0- 0	0- 3	CONFERENCE	0- 0	13- 1	7- 1				
6- 1	0- 0	0- 1	HOME	0- 0	6- 0	3- 0				
5- 2	0- 0	0- 1	AWAY	0- 0	5- 1	2- 1				
2- 1	0- 0	0- 1	NEUTRAL	0- 0	2- 0	2- 0				

RPI 1-25				RPI 26-50				RPI 51-100				RPI 101+ Team's RPI: 107			
RPI	S	Opponent	Score	RPI	S	Opponent	Score	RPI	S	Opponent	Score	RPI	S	Opponent	Score
2	N	Notre Dame	46 77	47	A	Mercer	48 63	66	H	Michigan St.	74 83	103	H	Cincinnati	87 77
9	A	Tennessee	49 87	47	H	Mercer	65 85	72	H	Duquesne	81 77	108	A	Chattanooga	61 55
16	A	NC State	58 70	47	N	Mercer	53 68	79	A	Houston	69 88	108	H	Chattanooga	65 58
								96	N	Western Mi ch.	79 87	111	N	Washington St.	76 80
												159	A	Samford	64 52
												159	H	Samford	76 48
												188	A	Furman	69 57
												188	H	Furman	56 46
												218	A	UNCG	61 65
												218	H	UNCG	60 52
												218	N	UNCG	54 52
												254	H	Northern Ky.	45 57
												263	A	Appalachian St.	70 57
												294	A	Murray St.	96 68
												302	A	Wofford	61 58
												302	H	Wofford	82 53
												302	N	Wofford	78 64
												307	A	Western Caro.	76 46
												307	H	Western Caro.	66 50
												313	H	Tennessee Tech	74 55
												344	A	Winthrop	74 63
LAST 12 Division I GAMES:															
				47	N	Mercer	53 68	302	H	Wofford	82 53				
				218	N	UNCG	54 52	108	A	Chattanooga	61 55				
				302	N	Wofford	78 64	307	A	Western Caro.	76 46				
				47	A	Mercer	48 63	218	A	UNCG	61 65				
				159	A	Samford	64 52	159	H	Samford	76 48				
				188	H	Furman	56 46	47	H	Mercer	65 85				

Non-Div I Games: North Greenville 90 67

ETSU

Loss,
Non-Conf,
S Site,
H Home
A Away
N Neutral

Average RPI Win:	219	WON-LOST	WINNING	LAST 10	STRENGTH OF	OPP. STRENGTH	TEAM	ADJ.	CONF.	ADJ CONF.
Average RPI Loss:	127	RECORD	PCT. RANK	GAMES	SCHEDULE	OF SCHEDULE	RPI	RPI	RPI	RPI
DIV. I ONLY	16- 15	170	5- 5	219	102	192	192	7	7	
DIV. I NON-CONF.	8- 5	111	0- 0	310	339	244	244	7	7	

TOTALS	RPI 1-25	RPI 26-50	W-L RECORDS	RPI 51-100	RPI 101-999	RPI 201+				
16- 15	0- 3	0- 1	OVERALL	1- 1	15- 10	9- 2				
11- 5	0- 1	0- 0	HOME	1- 0	10- 4	6- 0				
3- 7	0- 0	0- 0	AWAY	0- 1	3- 1	1- 0				
2- 3	0- 1	0- 0	NEUTRAL	0- 0	2- 2	2- 0				
8- 5	0- 0	0- 0	NON-CONFERENCE	0- 0	8- 5	7- 1				
6- 2	0- 0	0- 0	HOME	0- 0	6- 2	5- 0				
1- 1	0- 0	0- 0	AWAY	0- 0	1- 1	1- 1				
1- 2	0- 0	0- 0	NEUTRAL	0- 0	1- 2	1- 0				
8- 10	0- 3	0- 1	CONFERENCE	1- 1	7- 5	2- 1				
5- 3	0- 1	0- 0	HOME	1- 0	4- 2	1- 0				
2- 6	0- 1	0- 1	AWAY	0- 1	2- 3	0- 1				
1- 1	0- 1	0- 0	NEUTRAL	0- 0	1- 0	1- 0				

RPI	S	Opponent	Score	RPI	S	Opponent	Score	RPI	S	Opponent	Score	RPI	S	Opponent	Score	Team's RPI: 192
1	H	UConn	35 96	46	A	UCF	54 75	79	A	Houston	81 97	103	A	Cincinnati	79 70	
14	A	South Fla.	47 88					79	H	Houston	80 78	103	H	Cincinnati	54 66	
14	N	South Fla.	44 80									125	A	Tulane	58 64	
												151	H	Wichita St.	77 67	
												154	H	William & Mary	65 71	
												162	N	Jacksonville St.	73 82	
												167	H	Charlotte	58 55	
												170	N	UTEP	79 93	
												184	H	Temple	64 65	
												191	A	Memphis	36 72	
												191	H	Memphis	75 62	
												195	H	Richmond	64 65	
												197	A	Tulsa	59 57	
												197	H	Tulsa	73 67	
												214	A	SMU	51 65	
												214	H	SMU	76 47	
												214	N	SMU	85 74	
												216	H	Norfolk St.	51 46	
												250	N	Rider	66 63	
												255	A	UNCW	62 66	
												266	H	UMES	64 54	
												300	A	Kennesaw St.	66 56	
												303	H	USC Upstate	66 53	
												320	H	N.C. Central	73 61	
												340	H	Savannah St.	103 37	
LAST 12 Division I GAMES:																
14	N	South Fla.	44 80	191	H	Memphis	75 62	14	A	South Fla.	47 88					
214	N	SMU	85 74	214	H	SMU	76 47									
46	A	UCF	54 75	151	H	Wichita St.	77 67									
184	H	Temple	64 65	103	A	Cincinnati	79 70									
197	A	Tulsa	59 57	125	A	Tulane	58 64									
79	A	Houston	81 97													

Non-Div I Games:

East Carolina

Loss,
Non-Conf,
S Site,
H Home
A Away
N Neutral

Average RPI Win:	281	WON-LOST	WINNING	LAST 10	STRENGTH OF	OPP. STRENGTH	TEAM	ADJ.	CONF.	ADJ CONF.
Average RPI Loss:	205	RECORD	PCT. RANK	GAMES	SCHEDULE	OF SCHEDULE	RPI	RPI	RPI	RPI
DIV. I ONLY	3- 26	337	1- 9	297	279	345	345	25	25	
DIV. I NON-CONF.	1- 10	327	0- 0	299	288	346	346	27	27	

TOTALS	RPI 1-25	RPI 26-50	W-L RECORDS	RPI 51-100	RPI 101-999	RPI 201+				
3- 26	0- 0	0- 0	OVERALL	0- 3	3- 23	2- 13				
3- 11	0- 0	0- 0	HOME	0- 1	3- 10	2- 7				
0- 14	0- 0	0- 0	AWAY	0- 2	0- 12	0- 6				
0- 1	0- 0	0- 0	NEUTRAL	0- 0	0- 1	0- 0				
1- 10	0- 0	0- 0	NON-CONFERENCE	0- 1	1- 9	1- 4				
1- 4	0- 0	0- 0	HOME	0- 0	1- 4	1- 3				
0- 5	0- 0	0- 0	AWAY	0- 1	0- 4	0- 1				
0- 1	0- 0	0- 0	NEUTRAL	0- 0	0- 1	0- 0				
2- 16	0- 0	0- 0	CONFERENCE	0- 2	2- 14	1- 9				
2- 7	0- 0	0- 0	HOME	0- 1	2- 6	1- 4				
0- 9	0- 0	0- 0	AWAY	0- 1	0- 8	0- 5				
0- 0	0- 0	0- 0	NEUTRAL	0- 0	0- 0	0- 0				

RPI 1-25				RPI 26-50				RPI 51-100				RPI 101+ Team's RPI: 345			
RPI	S	Opponent	Score	RPI	S	Opponent	Score	RPI	S	Opponent	Score	RPI	S	Opponent	Score
								57	A	Bel mont	37 59	115	N	Del aware	37 66
								57	H	Bel mont	58 86	124	A	Cleveland St.	69 77
								84	A	Wright St.	46 81	135	A	Saint Joseph's	62 80
												147	H	Northern Ill.	64 93
												158	A	UT Martin	57 85
												158	H	UT Martin	44 72
												162	H	Jacksonville St.	50 59
												163	A	SIUE	52 62
												163	H	SIUE	76 72
												176	A	Northwestern	40 74
												190	A	Morehead St.	81 89
												212	H	North Texas	61 63
												231	A	Southeast Mo. St.	48 51
												231	H	Southeast Mo. St.	54 77
												249	A	Austin Peay	59 69
												249	H	Austin Peay	66 75
												268	H	Bradley	52 67
												294	A	Murray St.	61 72
												294	H	Murray St.	63 70
												297	H	Valparaiso	67 76
												313	H	Tennessee Tech	57 60
												316	A	Eastern Ky.	51 67
												326	A	Fort Wayne	77 93
												330	A	Tennessee St.	68 86
												330	H	Tennessee St.	66 59
												349	H	Evansville	79 52

LAST 12 Division I GAMES:															
				163	H	SIUE	76 72	313	H	Tennessee Tech	57 60				
				294	H	Murray St.	63 70	162	H	Jacksonville St.	50 59				
				158	A	UT Martin	57 85	330	A	Tennessee St.	68 86				
				231	A	Southeast Mo. St.	48 51	57	A	Bel mont	37 59				
				249	H	Austin Peay	66 75	231	H	Southeast Mo. St.	54 77				
				163	A	SIUE	52 62	158	H	UT Martin	44 72				

Non-Div I Games:

Eastern III.

Average RPI Win:	264	WON-LOST	WINNING	LAST 10	STRENGTH OF	OPP. STRENGTH	TEAM	ADJ.	CONF.	ADJ CONF.
Average RPI Loss:	185	RECORD	PCT. RANK	GAMES	SCHEDULE	OF SCHEDULE	RPI	RPI	RPI	RPI
DIV. I ONLY	7- 19	286	1- 9	299	237	316	316	25	25	
DIV. I NON-CONF.	2- 6	280	0- 0	316	68	305	305	27	27	

TOTALS	RPI 1-25	RPI 26-50	W-L RECORDS	RPI 51-100	RPI 101-999	RPI 201+				
7- 19	0- 0	0- 0	OVERALL	0- 2	7- 17	5- 8				
5- 7	0- 0	0- 0	HOME	0- 1	5- 6	3- 2				
2- 12	0- 0	0- 0	AWAY	0- 1	2- 11	2- 6				
0- 0	0- 0	0- 0	NEUTRAL	0- 0	0- 0	0- 0				
2- 6	0- 0	0- 0	NON-CONFERENCE	0- 0	2- 6	2- 2				
1- 2	0- 0	0- 0	HOME	0- 0	1- 2	1- 0				
1- 4	0- 0	0- 0	AWAY	0- 0	1- 4	1- 2				
0- 0	0- 0	0- 0	NEUTRAL	0- 0	0- 0	0- 0				
5- 13	0- 0	0- 0	CONFERENCE	0- 2	5- 11	3- 6				
4- 5	0- 0	0- 0	HOME	0- 1	4- 4	2- 2				
1- 8	0- 0	0- 0	AWAY	0- 1	1- 7	1- 4				
0- 0	0- 0	0- 0	NEUTRAL	0- 0	0- 0	0- 0				

RPI 1-25				RPI 26-50				RPI 51-100				RPI 101+				Team's RPI: 316
RPI	S	Opponent	Score	RPI	S	Opponent	Score	RPI	S	Opponent	Score	RPI	S	Opponent	Score	
								57	A	Bel mont	62 95	103	A	Cincinnati	53 64	
								57	H	Bel mont	55 77	109	A	George Mason	41 64	
												112	H	Ohio	57 69	
												149	H	Kent St.	57 65	
												158	A	UT Martin	49 77	
												158	H	UT Martin	54 72	
												162	A	Jacksonville St.	51 65	
												162	H	Jacksonville St.	48 44	
												163	H	SIUE	60 62	
												190	A	Morehead St.	51 62	
												190	H	Morehead St.	59 56	
												207	A	Bowling Green	60 77	
												218	H	UNCG	70 59	
												225	A	Akron	45 62	
												231	A	Southeast Mo. St.	55 69	
												231	H	Southeast Mo. St.	52 66	
												249	A	Austin Peay	45 59	
												294	A	Murray St.	68 75	
												307	A	Western Caro.	62 59	
												313	A	Tennessee Tech	76 68	
												313	H	Tennessee Tech	55 53	
												330	A	Tennessee St.	58 69	
												330	H	Tennessee St.	58 59	
												345	H	Eastern Ill.	67 51	

LAST 12 Division I GAMES:																
				190	A	Morehead St.	51 62	330	H	Tennessee St.	58 59					
				231	H	Southeast Mo. St.	52 66	57	H	Bel mont	55 77					
				330	A	Tennessee St.	58 69	294	A	Murray St.	68 75					
				57	A	Bel mont	62 95	249	A	Austin Peay	45 59					
				190	H	Morehead St.	59 56	162	H	Jacksonville St.	48 44					
				158	H	UT Martin	54 72	313	H	Tennessee Tech	55 53					

Non-Div I Games: Ohio Christian 69 45

Eastern Ky.

■ Loss,
 ■ Non-Conf,
 ■ S Site,
 ■ Home
 ■ A Away
 N Neutral

Average RPI Win:	187	WON-LOST	WINNING	LAST 10	STRENGTH OF	OPP. STRENGTH	TEAM	ADJ.	CONF.	ADJ CONF.
Average RPI Loss:	121	RECORD	PCT. RANK	GAMES	SCHEDULE	OF SCHEDULE	RPI	RPI	RPI	RPI
DIV. I ONLY	10- 20	257	2- 8	102	107	196	196	8	8	
DIV. I NON-CONF.	3- 7	254	0- 0	329	331	308	308	8	8	

TOTALS	RPI 1-25	RPI 26-50	W-L RECORDS	RPI 51-100	RPI 101-999	RPI 201+				
10- 20	0- 4	0- 3	OVERALL	3- 3	7- 10	4- 4				
5- 6	0- 1	0- 1	HOME	2- 1	3- 3	2- 1				
5- 12	0- 2	0- 2	AWAY	1- 2	4- 6	2- 3				
0- 2	0- 1	0- 0	NEUTRAL	0- 0	0- 1	0- 0				
3- 7	0- 0	0- 1	NON-CONFERENCE	0- 0	3- 6	3- 3				
2- 0	0- 0	0- 0	HOME	0- 0	2- 0	2- 0				
1- 6	0- 0	0- 1	AWAY	0- 0	1- 5	1- 3				
0- 1	0- 0	0- 0	NEUTRAL	0- 0	0- 1	0- 0				
7- 13	0- 4	0- 2	CONFERENCE	3- 3	4- 4	1- 1				
3- 6	0- 1	0- 1	HOME	2- 1	1- 3	0- 1				
4- 6	0- 2	0- 1	AWAY	1- 2	3- 1	1- 0				
0- 1	0- 1	0- 0	NEUTRAL	0- 0	0- 0	0- 0				

RPI 1-25				RPI 26-50				RPI 51-100				RPI 101+ Team's RPI: 196			
RPI	S	Opponent	Score	RPI	S	Opponent	Score	RPI	S	Opponent	Score	RPI	S	Opponent	Score
20	A	Buffalo	92 97	40	A	Minnesota	56 80	75	A	Miami (OH)	74 59	112	H	Ohio	73 58
24	A	Central Mich.	82 95	44	A	Ball St.	85 91	75	H	Miami (OH)	69 73	124	A	Cleveland St.	65 77
24	H	Central Mich.	72 95	44	H	Ball St.	63 88	85	A	Toledo	69 80	141	A	Loyola Marymount	64 73
24	N	Central Mich.	64 67					85	H	Toledo	70 57	147	A	Northern Ill.	84 77
								96	A	Western Mich.	66 74	147	A	Northern Ill.	83 76
								96	H	Western Mich.	69 67	147	H	Northern Ill.	75 84
												149	A	Kent St.	69 76
												149	H	Kent St.	60 67
												180	N	Denver	54 60
												207	A	Bowling Green	54 52
												225	H	Akron	65 77
												243	A	Illinois St.	56 65
												258	A	St. Bonaventure	51 70
												325	A	Detroit Mercy	78 76
												332	A	Ill. -Chicago	70 73
												336	H	Florida A&M	83 61
												343	H	Longwood	73 44

LAST 12 Division I GAMES:															
24	N	Central Mich.	64 67	24	A	Central Mich.	82 95	112	H	Ohio	73 58	225	H	Akron	65 77
147	A	Northern Ill.	84 77	44	H	Ball St.	63 88	44	A	Ball St.	85 91	24	H	Central Mich.	72 95
96	A	Western Mich.	66 74	75	A	Western Mich.	75 84	20	A	Buffalo	92 97				
147	H	Northern Ill.	75 84	69	A	Toledo	69 80								

Non-Div I Games: Rochester College 62 29

Eastern Mich.

Average RPI Win:	232	WON-LOST	WINNING	LAST 10	STRENGTH OF	OPP. STRENGTH	TEAM	ADJ.	CONF.	ADJ CONF.
Average RPI Loss:	105	RECORD	PCT. RANK	GAMES	SCHEDULE	OF SCHEDULE	RPI	RPI	RPI	RPI
DIV. I ONLY	16- 14	156	7- 3	163	147	148	148	19	19	
DIV. I NON-CONF.	4- 7	226	0- 0	45	127	151	151	13	13	

TOTALS	RPI 1-25	RPI 26-50	W-L RECORDS	RPI 51-100	RPI 101-999	RPI 201+				
16- 14	0- 1	0- 3	OVERALL	0- 2	16- 8	9- 1				
10- 3	0- 0	0- 1	HOME	0- 0	10- 2	4- 0				
5- 9	0- 1	0- 2	AWAY	0- 1	5- 5	5- 1				
1- 2	0- 0	0- 0	NEUTRAL	0- 1	1- 1	0- 0				
4- 7	0- 1	0- 1	NON-CONFERENCE	0- 2	4- 3	2- 0				
2- 2	0- 0	0- 0	HOME	0- 0	2- 2	1- 0				
1- 4	0- 1	0- 1	AWAY	0- 1	1- 1	1- 0				
1- 1	0- 0	0- 0	NEUTRAL	0- 1	1- 0	0- 0				
12- 7	0- 0	0- 2	CONFERENCE	0- 0	12- 5	7- 1				
8- 1	0- 0	0- 1	HOME	0- 0	8- 0	3- 0				
4- 5	0- 0	0- 1	AWAY	0- 0	4- 4	4- 1				
0- 1	0- 0	0- 0	NEUTRAL	0- 0	0- 1	0- 0				

RPI 1-25				RPI 26-50				RPI 51-100				RPI 101+ Team's RPI: 148			
RPI	S	Opponent	Score	RPI	S	Opponent	Score	RPI	S	Opponent	Score	RPI	S	Opponent	Score
7	A	Oregon	40 81	32	A	Gonzaga	45 69	62	A	Purdue	40 65	118	A	Portland St.	60 75
				37	A	Northern Colo.	62 68	80	N	Saint Mary's (CA)	56 76	118	H	Portland St.	64 57
				37	H	Northern Colo.	65 70					118	N	Portland St.	73 82
												120	H	Boise St.	57 61
												139	H	Cal Poly	75 72
												144	H	Idaho St.	66 64
												145	A	Fresno St.	56 81
												146	A	Idaho	71 85
												146	H	Idaho	71 64
												150	H	Weber St.	77 68
												155	H	BYU	69 73
												158	N	UT Martin	61 58
												201	A	North Dakota	79 81
												201	H	North Dakota	74 70
												209	A	Montana St.	74 77
												235	A	Montana	75 72
												272	A	Sacramento St.	83 72
												272	H	Sacramento St.	83 76
												290	A	Air Force	65 63
												305	A	Northern Ari z.	98 83
												305	H	Northern Ari z.	82 62
												323	H	Utah Valley	61 41
												329	A	Southern Utah	70 49
												329	H	Southern Utah	58 41

LAST 12 Division I GAMES:															
				118	N	Portland St.	73 82	235	A	Montana	75 72				
				305	A	Northern Ari z.	98 83	146	A	Idaho	71 85				
				329	A	Southern Utah	70 49	118	H	Portland St.	64 57				
				144	H	Idaho St.	66 64	272	H	Sacramento St.	83 76				
				150	H	Weber St.	77 68	37	A	Northern Colo.	62 68				
				209	A	Montana St.	74 77	201	A	North Dakota	79 81				

Non-Div I Games: Multnomah 88 42

Eastern Wash.

■ Loss,
 ■ Non-Conf,
 ■ S Site,
 ■ Home
 ■ A Away
 N Neutral

Average RPI Win:	194	WON-LOST	WINNING	LAST 10	STRENGTH OF	OPP. STRENGTH	TEAM	ADJ.	CONF.	ADJ CONF.
Average RPI Loss:	74	RECORD	PCT. RANK	GAMES	SCHEDULE	OF SCHEDULE	RPI	RPI	RPI	RPI
DIV. I ONLY	21- 7	45	10- 0	110	133	45	45	10	10	
DIV. I NON-CONF.	7- 3	74	0- 0	118	97	54	54	12	12	

TOTALS	RPI 1-25	RPI 26-50	W-L RECORDS	RPI 51-100	RPI 101-999	RPI 201+				
21- 7	0- 2	2- 1	OVERALL	2- 1	17- 3	10- 0				
12- 0	0- 0	1- 0	HOME	1- 0	10- 0	6- 0				
8- 6	0- 0	1- 0	AWAY	0- 0	7- 0	4- 0				
1- 1	0- 1	0- 0	NEUTRAL	1- 0	0- 0	0- 0				
7- 3	0- 2	1- 0	NON-CONFERENCE	1- 0	5- 1	2- 0				
3- 0	0- 0	0- 0	HOME	0- 0	3- 0	2- 0				
3- 2	0- 1	1- 0	AWAY	0- 0	2- 1	0- 0				
1- 1	0- 1	0- 0	NEUTRAL	1- 0	0- 0	0- 0				
14- 4	0- 0	1- 1	CONFERENCE	1- 1	12- 2	8- 0				
9- 0	0- 0	1- 0	HOME	1- 0	7- 0	4- 0				
5- 4	0- 0	0- 1	AWAY	0- 1	5- 2	4- 0				
0- 0	0- 0	0- 0	NEUTRAL	0- 0	0- 0	0- 0				

E
l
o
n

RPI 1-25				RPI 26-50				Team's RPI: 45				RPI 51-100				RPI 101+			
RPI	S	Opponent	Score	RPI	S	Opponent	Score	RPI	S	Opponent	Score	RPI	S	Opponent	Score	RPI	S	Opponent	Score
16	A	NC State	57 70	43	A	Drexel	56 58	63	A	James Madi son	67 70	105	A	Wake Forest	51 53				
21	N	Iowa	61 74	43	H	Drexel	70 58	63	H	James Madi son	50 43	115	A	Del aware	66 80				
				46	A	UCF	71 57	94	N	Al abama	60 55	115	H	Del aware	64 51				
												138	A	Northeastern	65 46				
												138	H	Northeastern	78 71				
												154	A	William & Mary	75 81				
												154	H	William & Mary	82 61				
												160	A	N. C. A&T	90 59				
												179	H	Hampton	82 59				
												185	A	Davi dson	75 58				
												251	A	Hofstra	72 65				
												251	H	Hofstra	80 55				
												255	A	UNCW	58 49				
												255	H	UNCW	75 67				
												262	A	Col. of Charleston	77 55				
												262	H	Col. of Charleston	97 44				
												279	A	Towson	71 45				
												279	H	Towson	84 61				
												320	H	N. C. Central	78 50				
												344	H	Winthrop	98 37				
LAST 12 Division I GAMES:																			
255	A	UNCW	58 49	43	H	Drexel	70 58	63	H	James Madi son	50 43	262	A	Col. of Charleston	77 55				
154	H	William & Mary	82 61	63	H	James Madi son	50 43	279	A	Towson	71 45	43	A	Drexel	56 58				
251	H	Hofstra	80 55	262	A	Col. of Charleston	77 55	115	H	Del aware	64 51								
138	A	Northeastern	65 46	279	A	Towson	71 45												
251	A	Hofstra	72 65	43	A	Drexel	56 58												
262	H	Col. of Charleston	97 44	115	H	Del aware	64 51												

Average RPI Win:	294	WON-LOST	WINNING	LAST 10	STRENGTH OF	OPP. STRENGTH	TEAM	ADJ.	CONF.	ADJ CONF.
Average RPI Loss:	212	RECORD	PCT. RANK	GAMES	SCHEDULE	OF SCHEDULE	RPI	RPI	RPI	RPI
DIV. I ONLY	1- 26	348	0- 10	310	289	349	349	24	24	
DIV. I NON-CONF.	1- 8	313	0- 0	320	343	347	347	21	21	

TOTALS	RPI 1-25	RPI 26-50	W-L RECORDS	RPI 51-100	RPI 101-999	RPI 201+				
1- 26	0- 0	0- 0	OVERALL	0- 6	1- 20	1- 15				
1- 10	0- 0	0- 0	HOME	0- 2	1- 8	1- 5				
0- 16	0- 0	0- 0	AWAY	0- 1	0- 4	0- 3				
0- 0	0- 0	0- 0	NEUTRAL	0- 0	0- 0	0- 0				
1- 8	0- 0	0- 0	NON-CONFERENCE	0- 2	1- 6	1- 5				
1- 1	0- 0	0- 0	HOME	0- 0	1- 1	1- 0				
0- 7	0- 0	0- 0	AWAY	0- 2	0- 5	0- 5				
0- 0	0- 0	0- 0	NEUTRAL	0- 0	0- 0	0- 0				
0- 18	0- 0	0- 0	CONFERENCE	0- 4	0- 14	0- 10				
0- 9	0- 0	0- 0	HOME	0- 2	0- 7	0- 5				
0- 9	0- 0	0- 0	AWAY	0- 2	0- 7	0- 5				
0- 0	0- 0	0- 0	NEUTRAL	0- 0	0- 0	0- 0				

RPI 1-25				RPI 26-50				RPI 51-100				RPI 101+				Team's RPI: 349
RPI	S	Opponent	Score	RPI	S	Opponent	Score	RPI	S	Opponent	Score	RPI	S	Opponent	Score	
								56	A	Western Ky.	54 92	136	A	UNI	41 65	
								70	A	Drake	66 107	136	H	UNI	60 85	
								70	H	Drake	50 101	173	A	Southern Ill.	41 66	
								86	A	Kentucky	62 100	173	H	Southern Ill.	62 74	
								99	A	Missouri St.	51 97	190	H	Morehead St.	75 82	
								99	H	Missouri St.	65 95	231	A	Southeast Mo. St.	65 74	
												243	A	Illinois St.	44 70	
												243	H	Illinois St.	43 67	
												249	A	Austin Peay	73 82	
												261	A	Indiana St.	48 56	
												261	H	Indiana St.	57 66	
												268	A	Bradley	47 92	
												268	H	Bradley	59 117	
												294	H	Murray St.	89 81	
												297	A	Valparaiso	59 101	
												297	H	Valparaiso	54 67	
												304	A	Loyola Chicago	63 82	
												304	H	Loyola Chicago	47 60	
												311	A	Alabama A&M	56 70	
												332	A	Ill. -Chicago	77 96	
												345	A	Eastern Ill.	52 79	

LAST 12 Division I GAMES:																
				173	A	Southern Ill.	41 66	136	H	UNI	60 85					
				99	A	Missouri St.	51 97	70	H	Drake	50 101					
				297	H	Valparaiso	54 67	261	H	Indiana St.	57 66					
				304	H	Loyola Chicago	47 60	304	A	Loyola Chicago	63 82					
				243	A	Illinois St.	44 70	297	A	Valparaiso	59 101					
				268	A	Bradley	47 92	268	H	Bradley	59 117					

Non-Div I Games: Oakland City 96 59 Westminster (MO) 79 53

Average RPI Win:	213	WON-LOST	WINNING	LAST 10	STRENGTH OF	OPP. STRENGTH	TEAM	ADJ.	CONF.	ADJ CONF.
Average RPI Loss:	102	RECORD	PCT. RANK	GAMES	SCHEDULE	OF SCHEDULE	RPI	RPI	RPI	RPI
DIV. I ONLY	26- 4	10	9- 1	217	181	52	52	23	23	
DIV. I NON-CONF.	11- 3	45	0- 0	57	41	26	26	22	22	

TOTALS	RPI 1-25	RPI 26-50	W-L RECORDS	RPI 51-100	RPI 101-999	RPI 201+				
26- 4	1- 1	1- 0	OVERALL	4- 1	20- 2	15- 1				
14- 0	0- 0	1- 0	HOME	3- 0	10- 0	8- 0				
10- 2	0- 0	0- 0	AWAY	1- 0	9- 0	7- 0				
2- 2	1- 1	0- 0	NEUTRAL	0- 1	1- 0	0- 0				
11- 3	1- 1	1- 0	NON-CONFERENCE	2- 1	7- 1	4- 0				
5- 0	0- 0	1- 0	HOME	2- 0	2- 0	1- 0				
4- 1	0- 0	0- 0	AWAY	0- 0	4- 1	3- 0				
2- 2	1- 1	0- 0	NEUTRAL	0- 1	1- 0	0- 0				
15- 1	0- 0	0- 0	CONFERENCE	2- 0	13- 1	11- 1				
9- 0	0- 0	0- 0	HOME	1- 0	8- 0	7- 0				
6- 1	0- 0	0- 0	AWAY	1- 0	5- 1	4- 1				
0- 0	0- 0	0- 0	NEUTRAL	0- 0	0- 0	0- 0				

RPI 1-25				RPI 26-50				RPI 51-100 Team's RPI: 52				RPI 101+			
RPI	S	Opponent	Score	RPI	S	Opponent	Score	RPI	S	Opponent	Score	RPI	S	Opponent	Score
6	N	Ohio St.	62 104	27	H	South Dakota St.	87 78	51	H	Harvard	65 56	108	A	Chattanooga	61 68
19	N	DePaul	89 84					57	N	Belmont	65 75	149	N	Kent St.	80 62
								86	H	Kentucky	70 64	163	H	SIUE	66 49
								97	A	Jacksonville	65 63	199	A	Siena	63 50
								97	H	Jacksonville	63 58	200	A	Stetson	74 60
												200	H	Stetson	80 40
												225	A	Akron	82 63
												238	A	North Florida	73 75
												238	H	North Florida	67 52
												242	H	Illinois	85 61
												253	A	Abilene Christian	94 55
												260	A	Lipscomb	68 54
												260	H	Lipscomb	88 52
												260	H	Lipscomb	105 55
												299	A	FIU	88 52
												300	A	Kennesaw St.	78 57
												300	H	Kennesaw St.	78 51
												303	A	USC Upstate	88 44
												303	H	USC Upstate	93 60
												339	A	NJIT	89 43
												339	H	NJIT	83 62
												339	H	NJIT	90 66

LAST 12 Division I GAMES:															
260	H	Lipscomb	105 55	303	A	USC Upstate	88 44								
339	H	NJIT	83 62	238	H	North Florida	67 52								
200	A	Stetson	74 60	97	A	Jacksonville	65 63								
300	H	Kennesaw St.	78 51	238	A	North Florida	73 75								
260	H	Lipscomb	88 52	97	H	Jacksonville	63 58								
339	A	NJIT	89 43	260	A	Lipscomb	68 54								

Non-Div I Games: Southeastern (FL) 76 66 Ave Maria 99 35 Fla. Memorial 82 43

FGCU

Loss, Non-Conf, S Site, H Home A Away N Neutral

Average RPI Win:	237	WON-LOST	WINNING	LAST 10	STRENGTH OF	OPP. STRENGTH	TEAM	ADJ.	CONF.	ADJ CONF.
Average RPI Loss:	175	RECORD	PCT. RANK	GAMES	SCHEDULE	OF SCHEDULE	RPI	RPI	RPI	RPI
DIV. I ONLY	8- 21	280	2- 8	194	228	299	299	18	18	
DIV. I NON-CONF.	3- 10	285	0- 0	234	269	317	317	20	20	

TOTALS	RPI 1-25	RPI 26-50	W-L RECORDS	RPI 51-100	RPI 101-999	RPI 201+				
8- 21	0- 1	0- 1	OVERALL	0- 4	8- 15	6- 9				
7- 10	0- 1	0- 0	HOME	0- 2	7- 7	5- 3				
1- 11	0- 0	0- 1	AWAY	0- 2	1- 8	1- 6				
0- 0	0- 0	0- 0	NEUTRAL	0- 0	0- 0	0- 0				
3- 10	0- 1	0- 1	NON-CONFERENCE	0- 2	3- 6	3- 4				
3- 6	0- 1	0- 0	HOME	0- 1	3- 4	3- 2				
0- 4	0- 0	0- 1	AWAY	0- 1	0- 2	0- 2				
0- 0	0- 0	0- 0	NEUTRAL	0- 0	0- 0	0- 0				
5- 11	0- 0	0- 0	CONFERENCE	0- 2	5- 9	3- 5				
4- 4	0- 0	0- 0	HOME	0- 1	4- 3	2- 1				
1- 7	0- 0	0- 0	AWAY	0- 1	1- 6	1- 4				
0- 0	0- 0	0- 0	NEUTRAL	0- 0	0- 0	0- 0				

RPI	S	Opponent	Score	RPI	S	Opponent	Score	RPI	S	Opponent	Score	RPI	S	Opponent	Score	Team's RPI: 299
14	H	South Fla.	52 82	50	A	Miami (FL)	69 77	52	H	FGCU	52 88	102	H	Rice	68 58	
								56	A	Western Ky.	47 101	104	H	Middle Tenn.	59 63	
								78	H	UAB	61 71	122	H	Bethune-Cookman	59 77	
								98	A	Georgetown	56 77	126	H	Louisiana Tech	57 54	
												165	H	Clemson	65 67	
												167	A	Charlotte	57 80	
												170	A	UTEP	70 86	
												170	H	UTEP	76 77	
												210	A	Southern Miss.	74 70	
												212	H	North Texas	46 92	
												241	A	Fla. Atlantic	63 67	
												241	H	Fla. Atlantic	86 65	
												259	A	UTSA	66 69	
												269	A	Howard	62 69	
												270	A	Morgan St.	51 62	
												280	A	Old Dominion	60 68	
												286	H	North Dakota St.	68 71	
												290	H	Air Force	70 69	
												293	H	Vermont	80 70	
												310	A	Marshall	75 78	
												310	H	Marshall	67 54	
												311	H	Alabama A&M	51 58	
												324	H	Charleston So.	77 70	
LAST 12 Division I GAMES:																
210	A	Southern Miss.	74 70	212	H	North Texas	46 92									
170	A	UTEP	70 86	167	A	Charlotte	57 80									
241	A	Fla. Atlantic	63 67	280	A	Old Dominion	60 68									
241	H	Fla. Atlantic	86 65	310	A	Marshall	75 78									
259	A	UTSA	66 69	78	H	UAB	61 71									
104	H	Middle Tenn.	59 63	126	H	Louisiana Tech	57 54									

Non-Div I Games:

FIU

Average RPI Win:	288	WON-LOST	WINNING	LAST 10	STRENGTH OF	OPP. STRENGTH	TEAM	ADJ.	CONF.	ADJ CONF.
Average RPI Loss:	176	RECORD	PCT. RANK	GAMES	SCHEDULE	OF SCHEDULE	RPI	RPI	RPI	RPI
DIV. I ONLY	13- 17	215	5- 5	328	275	273	273	28	28	
DIV. I NON-CONF.	3- 8	268	0- 0	309	226	310	310	25	25	

TOTALS	RPI 1-25	RPI 26-50	W-L RECORDS	RPI 51-100	RPI 101-999	RPI 201+				
13- 17	0- 0	0- 3	OVERALL	0- 0	13- 14	12- 6				
8- 5	0- 0	0- 2	HOME	0- 0	8- 3	7- 1				
5- 10	0- 0	0- 1	AWAY	0- 0	5- 9	5- 4				
0- 2	0- 0	0- 0	NEUTRAL	0- 0	0- 2	0- 1				
3- 8	0- 0	0- 1	NON-CONFERENCE	0- 0	3- 7	3- 2				
2- 2	0- 0	0- 1	HOME	0- 0	2- 1	2- 0				
1- 5	0- 0	0- 0	AWAY	0- 0	1- 5	1- 2				
0- 1	0- 0	0- 0	NEUTRAL	0- 0	0- 1	0- 0				
10- 9	0- 0	0- 2	CONFERENCE	0- 0	10- 7	9- 4				
6- 3	0- 0	0- 1	HOME	0- 0	6- 2	5- 1				
4- 5	0- 0	0- 1	AWAY	0- 0	4- 4	4- 2				
0- 1	0- 0	0- 0	NEUTRAL	0- 0	0- 1	0- 1				

RPI 1-25				RPI 26-50				RPI 51-100				RPI 101+ Team's RPI: 273			
RPI	S	Opponent	Score	RPI	S	Opponent	Score	RPI	S	Opponent	Score	RPI	S	Opponent	Score
				29	H	Villanova	44 73					123	A	Seton Hall	61 80
				36	A	Quinnipiac	45 77					138	A	Northeastern	43 63
				36	H	Quinnipiac	39 58					154	A	William & Mary	47 57
												156	A	Marist	63 71
												156	H	Marist	34 48
												175	N	New Hampshire	61 71
												195	H	Richmond	67 72
												199	A	Siena	40 51
												199	H	Siena	44 43
												206	A	Lehigh	53 56
												208	A	Boston College	66 58
												233	H	Niagara	59 53
												250	A	Rider	68 57
												250	H	Rider	45 61
												250	N	Rider	64 71
												264	A	Manhattan	44 55
												264	H	Manhattan	55 52
												284	A	Monmouth	65 73
												284	H	Monmouth	61 55
												285	A	Canisius	56 52
												292	H	Mt. St. Mary's	76 65
												334	A	Rhode Island	47 62
												342	A	Iona	78 68
												342	H	Iona	59 39
												347	A	Saint Peter's	62 40
												347	H	Saint Peter's	62 41
												348	H	UMass Lowell	78 67
LAST 12 Division I GAMES:															
				250	N	Rider	64 71					264	A	Manhattan	44 55
				342	H	Iona	59 39					342	A	Iona	78 68
				284	A	Monmouth	65 73					264	H	Manhattan	55 52
				347	A	Saint Peter's	62 40					36	H	Quinnipiac	39 58
				199	H	Siena	44 43					250	A	Rider	68 57
				156	H	Marist	34 48					199	A	Siena	40 51

Non-Div I Games:

Fairfield

Average RPI Win: 295	WON-LOST RECORD	WINNING PCT. RANK	LAST 10 GAMES	STRENGTH OF SCHEDULE	OPP. STRENGTH OF SCHEDULE	TEAM RPI	ADJ. RPI	CONF. RPI	ADJ CONF. RPI
Average RPI Loss: 204									
DIV. I ONLY	14- 15	190	2- 8	343	335	281	281	29	29
DIV. I NON-CONF.	7- 3	74	0- 0	344	342	244	244	29	29

TOTALS	RPI 1-25	RPI 26-50	W-L RECORDS	RPI 51-100	RPI 101-999	RPI 201+			
14- 15	0- 0	0- 1	OVERALL	0- 0	14- 14	13- 8			
8- 7	0- 0	0- 0	HOME	0- 0	8- 7	7- 4			
6- 8	0- 0	0- 1	AWAY	0- 0	6- 7	6- 4			
0- 0	0- 0	0- 0	NEUTRAL	0- 0	0- 0	0- 0			
7- 3	0- 0	0- 1	NON-CONFERENCE	0- 0	7- 2	6- 1			
5- 1	0- 0	0- 0	HOME	0- 0	5- 1	4- 0			
2- 2	0- 0	0- 1	AWAY	0- 0	2- 1	2- 1			
0- 0	0- 0	0- 0	NEUTRAL	0- 0	0- 0	0- 0			
7- 12	0- 0	0- 0	CONFERENCE	0- 0	7- 12	7- 7			
3- 6	0- 0	0- 0	HOME	0- 0	3- 6	3- 4			
4- 6	0- 0	0- 0	AWAY	0- 0	4- 6	4- 3			
0- 0	0- 0	0- 0	NEUTRAL	0- 0	0- 0	0- 0			

RPI S Opponent	Score	RPI S Opponent	Score	RPI S Opponent	Score	RPI S Opponent	Score	Team's RPI: 281
		39 Rutgers	35 101			113 Saint Francis (PA)	61 80	
						113 Saint Francis (PA)	70 89	
						113 Saint Francis (PA)	56 80	
						133 Robert Morris	49 62	
						133 Robert Morris	68 77	
						153 Army West Point	58 56	
						187 Stony Brook	51 56	
						248 Sacred Heart	48 61	
						248 Sacred Heart	69 59	
						265 LIU Brooklyn	61 49	
						265 LIU Brooklyn	53 62	
						269 Howard	65 68	
						274 St. Francis Brooklyn	70 62	
						274 St. Francis Brooklyn	45 58	
						284 Monmouth	78 61	
						287 Colgate	61 51	
						288 Central Conn. St.	56 76	
						288 Central Conn. St.	78 49	
						292 Mt. St. Mary's	52 55	
						292 Mt. St. Mary's	53 55	
						295 Bryant	77 69	
						295 Bryant	48 65	
						328 Wagner	74 64	
						328 Wagner	62 61	
						339 NJIT	74 70	
						343 Longwood	72 52	
						347 Saint Peter's	69 59	
						348 UMass Lowell	60 51	
LAST 12 Division I GAMES:								
113 Saint Francis (PA)	70 89	328 Wagner	62 61					
248 Sacred Heart	48 61	292 Mt. St. Mary's	53 55					
274 St. Francis Brooklyn	45 58	288 Central Conn. St.	56 76					
265 LIU Brooklyn	53 62	295 Bryant	77 69					
113 Saint Francis (PA)	61 80	265 LIU Brooklyn	61 49					
133 Robert Morris	49 62	274 St. Francis Brooklyn	70 62					

Non-Div I Games: Rutgers-Newark 76 40

Fairleigh Dickinson

Average RPI Win:	260	WON-LOST	WINNING	LAST 10	STRENGTH OF	OPP. STRENGTH	TEAM	ADJ.	CONF.	ADJ CONF.
Average RPI Loss:	162	RECORD	PCT. RANK	GAMES	SCHEDULE	OF SCHEDULE	RPI	RPI	RPI	RPI
DIV. I ONLY	13- 15	203	3- 7	261	230	241	241	18	18	
DIV. I NON-CONF.	6- 5	153	0- 0	284	299	229	229	20	20	

TOTALS	RPI 1-25	RPI 26-50	W-L RECORDS	RPI 51-100	RPI 101-999	RPI 201+				
13- 15	0- 0	0- 1	OVERALL	0- 3	13- 11	11- 6				
9- 5	0- 0	0- 1	HOME	0- 0	9- 4	7- 2				
4- 8	0- 0	0- 0	AWAY	0- 3	4- 5	4- 2				
0- 2	0- 0	0- 0	NEUTRAL	0- 0	0- 2	0- 2				
6- 5	0- 0	0- 1	NON-CONFERENCE	0- 1	6- 3	6- 2				
4- 2	0- 0	0- 1	HOME	0- 0	4- 1	4- 1				
2- 2	0- 0	0- 0	AWAY	0- 1	2- 1	2- 0				
0- 1	0- 0	0- 0	NEUTRAL	0- 0	0- 1	0- 1				
7- 10	0- 0	0- 0	CONFERENCE	0- 2	7- 8	5- 4				
5- 3	0- 0	0- 0	HOME	0- 0	5- 3	3- 1				
2- 6	0- 0	0- 0	AWAY	0- 2	2- 4	2- 2				
0- 1	0- 0	0- 0	NEUTRAL	0- 0	0- 1	0- 1				

RPI S Opponent	Score	RPI S Opponent	Score	RPI S Opponent	Score	RPI S Opponent	Score	Team's RPI: 241
47 H Mercer	55 66	56 A Western Ky.	63 82	102 H Rice	53 67	104 H Middle Tenn.	65 69	
		60 A Nebraska	69 86	126 H Louisiana Tech	86 72	142 A Colorado	69 76	
		78 A UAB	57 90	167 A Charlotte	69 83	170 A UTEP	70 75	
				170 H UTEP	72 66	207 N Bowling Green	55 66	
				210 H Southern Miss.	89 74	212 H North Texas	51 65	
				238 H North Florida	83 75	247 H Grand Canyon	73 77	
				259 A UTSA	99 65	259 N UTSA	71 83	
				261 A Indiana St.	66 58	274 H St. Francis Brooklyn	80 60	
				280 A Old Dominion	54 59	283 H UMKC	65 55	
				299 A FIU	65 86	299 H FIU	67 63	
				306 A Georgia St.	82 50	310 A Marshall	62 55	
				310 H Marshall	79 59	333 H Delaware St.	90 67	
LAST 12 Division I GAMES:								
259 N UTSA	71 83	280 A Old Dominion	54 59					
167 A Charlotte	69 83	212 H North Texas	51 65					
310 A Marshall	62 55	104 H Middle Tenn.	65 69					
299 H FIU	67 63	56 A Western Ky.	63 82					
210 H Southern Miss.	89 74	78 A UAB	57 90					
299 A FIU	65 86	259 A UTSA	99 65					

Non-Div I Games:

Fla. Atlantic

Average RPI Win:	201	WON-LOST	WINNING	LAST 10	STRENGTH OF	OPP. STRENGTH	TEAM	ADJ.	CONF.	ADJ CONF.
Average RPI Loss:	68	RECORD	PCT. RANK	GAMES	SCHEDULE	OF SCHEDULE	RPI	RPI	RPI	RPI
DIV. I ONLY	11- 19	241	1- 9	58	48	177	177	2	2	
DIV. I NON-CONF.	8- 5	111	0- 0	198	132	180	180	2	2	

TOTALS	RPI 1-25	RPI 26-50	W-L RECORDS	RPI 51-100	RPI 101-999	RPI 201+				
11- 19	0- 8	1- 3	OVERALL	1- 2	9- 6	4- 1				
7- 10	0- 4	0- 2	HOME	1- 2	6- 2	3- 1				
2- 7	0- 4	1- 1	AWAY	0- 0	1- 2	0- 0				
2- 2	0- 0	0- 0	NEUTRAL	0- 0	2- 2	1- 0				
8- 5	0- 2	1- 0	NON-CONFERENCE	1- 0	6- 3	4- 1				
5- 4	0- 2	0- 0	HOME	1- 0	4- 2	3- 1				
1- 0	0- 0	1- 0	AWAY	0- 0	0- 0	0- 0				
2- 1	0- 0	0- 0	NEUTRAL	0- 0	2- 1	1- 0				
3- 14	0- 6	0- 3	CONFERENCE	0- 2	3- 3	0- 0				
2- 6	0- 2	0- 2	HOME	0- 2	2- 0	0- 0				
1- 7	0- 4	0- 1	AWAY	0- 0	1- 2	0- 0				
0- 1	0- 0	0- 0	NEUTRAL	0- 0	0- 1	0- 0				

RPI	S	Opponent	Score	RPI	S	Opponent	Score	RPI	S	Opponent	Score	RPI	S	Opponent	Score	Team's RPI: 177
5	A	Mississippi St.	53 90	26	A	Georgia	43 63	86	H	Kentucky	53 56	101	A	Auburn	55 84	
5	H	Mississippi St.	50 98	26	H	Georgia	57 66	94	H	Alabama	54 63	108	H	Chattanooga	60 65	
6	H	Ohio St.	77 103	28	H	LSU	59 66	97	H	Jacksonville	69 59	135	H	Saint Joseph's	71 51	
8	H	Florida St.	54 84	34	A	Oklahoma	80 61					143	A	Arkansas	65 51	
9	H	Tennessee	42 70									152	H	Vanderbilt	88 71	
11	A	South Carolina	57 64									161	A	Ole Miss	75 78	
15	A	Texas A&M	80 85									161	H	Ole Miss	61 60	
23	A	Missouri	64 66									161	N	Ole Miss	43 48	
												195	N	Richmond	87 80	
												200	N	Stetson	71 85	
												221	H	Arkansas St.	69 70	
												306	H	Georgia St.	82 66	
												310	H	Marshall	74 69	
												333	H	Delaware St.	85 51	
												340	N	Savannah St.	90 40	

LAST 12 Division I GAMES:																
161	N	Ole Miss	43 48	5	H	Mississippi St.	50 98									
26	A	Georgia	43 63	23	A	Missouri	64 66									
9	H	Tennessee	42 70	26	H	Georgia	57 66									
152	H	Vanderbilt	88 71	5	A	Mississippi St.	53 90									
15	A	Texas A&M	80 85	161	H	Ole Miss	61 60									
11	A	South Carolina	57 64	143	A	Arkansas	65 51									

Non-Div I Games:

Florida

Average RPI Win:	305	WON-LOST	WINNING	LAST 10	STRENGTH OF	OPP. STRENGTH	TEAM	ADJ.	CONF.	ADJ CONF.
Average RPI Loss:	219	RECORD	PCT. RANK	GAMES	SCHEDULE	OF SCHEDULE	RPI	RPI	RPI	RPI
DIV. I ONLY	6- 23	316	3- 7	329	317	336	336	30	30	
DIV. I NON-CONF.	1- 11	331	0- 0	324	191	343	343	30	30	

TOTALS	RPI 1-25	RPI 26-50	W-L RECORDS	RPI 51-100	RPI 101-999	RPI 201+				
6- 23	0- 0	0- 0	OVERALL	0- 3	6- 20	6- 15				
3- 7	0- 0	0- 0	HOME	0- 0	3- 7	3- 5				
2- 15	0- 0	0- 0	AWAY	0- 3	2- 12	2- 9				
1- 1	0- 0	0- 0	NEUTRAL	0- 0	1- 1	1- 1				
1- 11	0- 0	0- 0	NON-CONFERENCE	0- 3	1- 8	1- 7				
0- 2	0- 0	0- 0	HOME	0- 0	0- 2	0- 2				
1- 8	0- 0	0- 0	AWAY	0- 3	1- 5	1- 4				
0- 1	0- 0	0- 0	NEUTRAL	0- 0	0- 1	0- 1				
5- 12	0- 0	0- 0	CONFERENCE	0- 0	5- 12	5- 8				
3- 5	0- 0	0- 0	HOME	0- 0	3- 5	3- 3				
1- 7	0- 0	0- 0	AWAY	0- 0	1- 7	1- 5				
1- 0	0- 0	0- 0	NEUTRAL	0- 0	1- 0	1- 0				

RPI 1-25				RPI 26-50				RPI 51-100				RPI 101+				Team's RPI: 336
RPI	S	Opponent	Score	RPI	S	Opponent	Score	RPI	S	Opponent	Score	RPI	S	Opponent	Score	
								75	A	Miami (OH)	33 73	122	A	Bethune-Cookman	42 44	
								90	A	Kansas St.	57 81	122	H	Bethune-Cookman	42 62	
								94	A	Alabama	55 91	160	H	N. C. A&T	52 73	
												179	A	Hampton	65 66	
												196	A	Eastern Mich.	61 83	
												216	A	Norfolk St.	49 70	
												223	N	A&M-Corpus Christi	55 58	
												227	A	Xavier	52 70	
												238	H	North Florida	68 77	
												244	A	Omaha	73 78	
												248	H	Sacred Heart	68 73	
												252	A	Texas Tech	63 82	
												266	A	UMES	70 87	
												269	A	Howard	65 76	
												269	H	Howard	74 59	
												269	N	Howard	69 64	
												270	A	Morgan St.	56 61	
												270	H	Morgan St.	44 59	
												307	A	Western Caro.	80 63	
												308	A	UTRGV	38 51	
												318	H	South Carolina St.	49 82	
												320	H	N. C. Central	84 81	
												321	A	Coppin St.	56 62	
												333	A	Delaware St.	73 65	
												333	H	Delaware St.	59 54	
												340	H	Savannah St.	47 65	

LAST 12 Division I GAMES:																
				269	N	Howard	69 64	320	H	N. C. Central	84 81					
				122	H	Bethune-Cookman	42 62	266	A	UMES	70 87					
				318	H	South Carolina St.	49 82	269	A	Howard	65 76					
				160	H	N. C. A&T	52 73	340	H	Savannah St.	47 65					
				333	A	Delaware St.	73 65	216	A	Norfolk St.	49 70					
				270	H	Morgan St.	44 59	179	A	Hampton	65 66					

Non-Div I Games: Lynn 74 37

Florida A&M

Average RPI Win:	118	WON-LOST	WINNING	LAST 10	STRENGTH OF	OPP. STRENGTH	TEAM	ADJ.	CONF.	ADJ CONF.
Average RPI Loss:	14	RECORD	PCT. RANK	GAMES	SCHEDULE	OF SCHEDULE	RPI	RPI	RPI	RPI
DIV. I ONLY	25- 6	22	7- 3	12	19	8	8	1	1	
DIV. I NON-CONF.	12- 1	6	0- 0	27	90	5	5	1	1	

TOTALS	RPI 1-25	RPI 26-50	W-L RECORDS	RPI 51-100	RPI 101-999	RPI 201+				
25- 6	2- 5	5- 1	OVERALL	5- 0	13- 0	4- 0				
13- 1	0- 1	2- 0	HOME	4- 0	7- 0	3- 0				
11- 4	2- 3	2- 1	AWAY	1- 0	6- 0	1- 0				
1- 1	0- 1	1- 0	NEUTRAL	0- 0	0- 0	0- 0				
12- 1	1- 1	1- 0	NON-CONFERENCE	3- 0	7- 0	3- 0				
6- 0	0- 0	0- 0	HOME	2- 0	4- 0	2- 0				
6- 1	1- 1	1- 0	AWAY	1- 0	3- 0	1- 0				
0- 0	0- 0	0- 0	NEUTRAL	0- 0	0- 0	0- 0				
13- 5	1- 4	4- 1	CONFERENCE	2- 0	6- 0	1- 0				
7- 1	0- 1	2- 0	HOME	2- 0	3- 0	1- 0				
5- 3	1- 2	1- 1	AWAY	0- 0	3- 0	0- 0				
1- 1	0- 1	1- 0	NEUTRAL	0- 0	0- 0	0- 0				

RPI	S	Opponent	Score	RPI	S	Opponent	Score	RPI	S	Opponent	Score	RPI	S	Opponent	Score
2	H	Notre Dame	69 100	31	H	Virginia	77 62	53	H	Arizona St.	77 66	105	A	Wake Forest	81 79
2	N	Notre Dame	80 90	35	A	Syracuse	69 76	63	A	James Madison	79 63	116	H	North Carolina	103 65
3	A	Louisville	50 49	48	A	Creighton	92 82	67	H	Virginia Tech	107 62	159	H	Samford	87 62
12	A	Texas	72 87	50	A	Miami (FL)	91 71	68	H	Georgia Tech	64 61	162	A	Jacksonville St.	75 51
16	A	NC State	56 65	50	H	Miami (FL)	105 67	97	H	Jacksonville	82 50	165	A	Clemson	69 47
18	A	Duke	66 79	50	N	Miami (FL)	73 69					165	H	Clemson	91 43
21	A	Iowa	94 93									177	A	Florida	84 54

LAST 12 Division I GAMES:															
		2 N Notre Dame	80 90			50 A Miami (FL)	91 71								
		50 N Miami (FL)	73 69			31 H Virginia	77 62								
		68 H Georgia Tech	64 61			182 A Pittsburgh	66 59								
		208 H Boston College	67 39			16 A NC State	56 65								
		18 A Duke	66 79			2 H Notre Dame	69 100								
		165 H Clemson	91 43			3 A Louisville	50 49								

Non-Div I Games:

Florida St.

Average RPI Win: 190	WON-LOST RECORD	WINNING PCT. RANK	LAST 10 GAMES	STRENGTH OF SCHEDULE	OPP. STRENGTH OF SCHEDULE	TEAM RPI	ADJ. RPI	CONF. RPI	ADJ CONF. RPI
Average RPI Loss: 94									
DIV. I ONLY	22- 9	62	6- 4	159	112	83	83	13	13
DIV. I NON-CONF.	9- 4	82	0- 0	123	76	70	70	10	10

TOTALS	RPI 1-25	RPI 26-50	W-L RECORDS	RPI 51-100	RPI 101-999	RPI 201+			
22- 9	0- 1	1- 2	OVERALL	5- 2	16- 4	9- 1			
14- 3	0- 1	1- 1	HOME	3- 0	10- 1	6- 0			
8- 5	0- 0	0- 1	AWAY	2- 2	6- 2	3- 1			
0- 1	0- 0	0- 0	NEUTRAL	0- 0	0- 1	0- 0			
9- 4	0- 1	1- 0	NON-CONFERENCE	3- 2	5- 1	3- 1			
7- 1	0- 1	1- 0	HOME	2- 0	4- 0	2- 0			
2- 3	0- 0	0- 0	AWAY	1- 2	1- 1	1- 1			
0- 0	0- 0	0- 0	NEUTRAL	0- 0	0- 0	0- 0			
13- 5	0- 0	0- 2	CONFERENCE	2- 0	11- 3	6- 0			
7- 2	0- 0	0- 1	HOME	1- 0	6- 1	4- 0			
6- 2	0- 0	0- 1	AWAY	1- 0	5- 1	2- 0			
0- 1	0- 0	0- 0	NEUTRAL	0- 0	0- 1	0- 0			

RPI 1-25				RPI 26-50				RPI 51-100				Team's RPI : 83				RPI 101+			
RPI	S	Opponent	Score	RPI	S	Opponent	Score	RPI	S	Opponent	Score	RPI	S	Opponent	Score	RPI	S	Opponent	Score
10	H	UCLA	30 67	33	A	Dayton	54 79	65	H	UC Davis	70 62	109	A	George Mason	67 62				
				33	H	Dayton	62 63	71	A	St. John's (NY)	67 64	121	A	Saint Louis	85 91				
				37	H	Northern Colo.	48 33	72	A	Duquesne	51 43	121	H	Saint Louis	66 63				
								76	H	George Washington	61 50	132	H	Hartford	69 44				
								82	A	Albany (NY)	52 59	135	H	Saint Joseph's	50 52				
								89	H	Bucknell	71 62	135	N	Saint Joseph's	49 52				
								93	A	Penn St.	60 65	182	H	Pittsburgh	58 55				
												185	A	Davidson	58 45				
												185	H	Davidson	66 58				
												195	A	Richmond	43 38				
												208	A	Boston College	52 55				
												246	H	La Salle	66 45				
												258	H	St. Bonaventure	72 48				
												264	A	Manhattan	54 48				
												275	A	Massachusetts	62 51				
												282	A	VCU	64 54				
												322	H	UMBC	55 46				
												334	H	Rhode Island	75 53				
												334	H	Rhode Island	76 64				
												342	H	Iona	78 48				
LAST 12 Division I GAMES:																			
135	N	Saint Joseph's	49 52	185	A	Davidson	58 45	334	H	Rhode Island	76 64	121	A	Saint Louis	85 91				
334	H	Rhode Island	75 53	109	A	George Mason	67 62	258	H	St. Bonaventure	72 48								
135	H	Saint Joseph's	50 52	72	A	Duquesne	51 43	195	A	Richmond	43 38								
				33	A	Dayton	54 79												
				246	H	La Salle	66 45												

Non-Div I Games:

Fordham

Average RPI Win:	298	WON-LOST	WINNING	LAST 10	STRENGTH OF	OPP. STRENGTH	TEAM	ADJ.	CONF.	ADJ CONF.
Average RPI Loss:	159	RECORD	PCT. RANK	GAMES	SCHEDULE	OF SCHEDULE	RPI	RPI	RPI	RPI
DIV. I ONLY	3- 22	332	0- 10	165	209	326	326	12	12	
DIV. I NON-CONF.	2- 8	290	0- 0	296	318	338	338	17	17	

TOTALS	RPI 1-25	RPI 26-50	W-L RECORDS	RPI 51-100	RPI 101-999	RPI 201+				
3- 22	0- 0	0- 3	OVERALL	0- 6	3- 13	3- 8				
3- 8	0- 0	0- 1	HOME	0- 2	3- 5	3- 2				
0- 13	0- 0	0- 2	AWAY	0- 3	0- 8	0- 6				
0- 1	0- 0	0- 0	NEUTRAL	0- 1	0- 0	0- 0				
2- 8	0- 0	0- 1	NON-CONFERENCE	0- 1	2- 6	2- 5				
2- 2	0- 0	0- 0	HOME	0- 0	2- 2	2- 1				
0- 6	0- 0	0- 1	AWAY	0- 1	0- 4	0- 4				
0- 0	0- 0	0- 0	NEUTRAL	0- 0	0- 0	0- 0				
1- 14	0- 0	0- 2	CONFERENCE	0- 5	1- 7	1- 3				
1- 6	0- 0	0- 1	HOME	0- 2	1- 3	1- 1				
0- 7	0- 0	0- 1	AWAY	0- 2	0- 4	0- 2				
0- 1	0- 0	0- 0	NEUTRAL	0- 1	0- 0	0- 0				

RPI 1-25				RPI 26-50				RPI 51-100				RPI 101+				Team's RPI: 326	
RPI	S	Opponent	Score	RPI	S	Opponent	Score	RPI	S	Opponent	Score	RPI	S	Opponent	Score		
				27	A	South Dakota St.	49 105	57	A	Belmont	42 74	131	H	Milwaukee	48 60		
				27	H	South Dakota St.	55 77	59	A	South Dakota	43 85	174	A	Oral Roberts	45 66		
				38	A	Michigan	45 77	59	H	South Dakota	60 79	174	H	Oral Roberts	48 73		
								59	N	South Dakota	32 83	180	A	Denver	65 86		
								100	A	Western Ill.	44 91	180	H	Denver	55 73		
								100	H	Western Ill.	64 100	219	A	Coastal Caro.	58 67		
												227	A	Xavier	50 62		
												242	A	Illinois	50 64		
												244	A	Omaha	61 77		
												244	H	Omaha	76 65		
												286	A	North Dakota St.	56 72		
												286	H	North Dakota St.	52 66		
												297	A	Valparaiso	50 68		
												304	H	Loyola Chicago	79 70		
												332	H	Ill.-Chicago	51 67		
												345	H	Eastern Ill.	93 77		
LAST 12 Division I GAMES:																	
				59	N	South Dakota	32 83	174	A	Oral Roberts	45 66						
				27	H	South Dakota St.	55 77	27	A	South Dakota St.	49 105						
				286	H	North Dakota St.	52 66	286	A	North Dakota St.	56 72						
				244	A	Omaha	61 77	100	A	Western Ill.	44 91						
				59	H	South Dakota	60 79	59	A	South Dakota	43 85						
				180	A	Denver	65 86	244	H	Omaha	76 65						

Non-Div I Games: Quincy 73 72 Maryville (MO) 70 76 Findlay 55 75

Fort Wayne

Average RPI Win: 200		WON-LOST RECORD	WINNING PCT. RANK	LAST 10 GAMES	STRENGTH OF SCHEDULE	OPP. STRENGTH OF SCHEDULE	TEAM RPI	ADJ. RPI	CONF. RPI	ADJ. CONF. RPI
Average RPI Loss: 142										
DIV. I ONLY		16- 14	156	6- 4	142	152	145	145	16	16
DIV. I NON-CONF.		5- 6	187	0- 0	119	250	183	183	14	14
TOTALS		RPI 1-25	RPI 26-50	W-L RECORDS		RPI 51-100	RPI 101-999	RPI 201+		
16- 14	0- 0		0- 0	OVERALL		2- 5	14- 9	8- 3		
11- 4	0- 0		0- 0	HOME		1- 3	10- 1	5- 1		
5- 9	0- 0		0- 0	AWAY		1- 2	4- 7	3- 2		
0- 1	0- 0		0- 0	NEUTRAL		0- 0	0- 1	0- 0		
5- 6	0- 0		0- 0	NON-CONFERENCE		0- 1	5- 5	2- 2		
4- 2	0- 0		0- 0	HOME		0- 1	4- 1	1- 1		
1- 4	0- 0		0- 0	AWAY		0- 0	1- 4	1- 1		
0- 0	0- 0		0- 0	NEUTRAL		0- 0	0- 0	0- 0		
11- 8	0- 0		0- 0	CONFERENCE		2- 4	9- 4	6- 1		
7- 2	0- 0		0- 0	HOME		1- 2	6- 0	4- 0		
4- 5	0- 0		0- 0	AWAY		1- 2	3- 3	2- 1		
0- 1	0- 0		0- 0	NEUTRAL		0- 0	0- 1	0- 0		

RPI 1-25				RPI 26-50				RPI 51-100				RPI 101+				Team's RPI: 145	
RPI	S	Opponent	Score	RPI	S	Opponent	Score	RPI	S	Opponent	Score	RPI	S	Opponent	Score		
								53	H	Ari zona St.	49	81	114	A	Col orado St.	75	64
								74	A	Wyomi ng	57	74	114	H	Col orado St.	56	45
								74	H	Wyomi ng	60	47	114	N	Col orado St.	55	71
								88	A	New Mexi co	75	88	120	A	Boise St.	66	75
								88	H	New Mexi co	89	93	129	A	San Franci sco	62	70
								92	A	UNLV	74	72	134	A	Texas St.	59	76
								92	H	UNLV	58	73	148	H	Eastern Wash.	81	56
													150	H	Weber St.	81	78
													166	A	UT Arling ton	54	67
													171	A	Nevada	73	90
													171	H	Nevada	68	55
													186	H	Paci fi c	81	70
													204	A	UC Santa Barbara	64	57
													205	A	CSUN	72	85
													232	H	UC Ri versi de	56	68
													235	H	Montana	61	58
													271	A	San Diego St.	66	60
													271	H	San Diego St.	64	53
													278	H	San Jose St.	81	71
													290	A	Air Force	64	58
													290	H	Air Force	64	48
													315	A	Utah St.	52	60
													315	H	Utah St.	57	56
LAST 12 Division I GAMES:																	
								114	N	Col orado St.	55	71	271	A	San Diego St.	66	60
								88	H	New Mexi co	89	93	74	H	Wyomi ng	60	47
								74	A	Wyomi ng	57	74	171	H	Nevada	68	55
								92	H	UNLV	58	73	290	H	Air Force	64	48
								114	A	Col orado St.	75	64	315	A	Utah St.	52	60
								278	H	San Jose St.	81	71	92	A	UNLV	74	72

Non-Div I Games:

Fresno St.

Loss, Non-Conf, S Site, H Home A Away N Neutral

Average RPI Win: 225	WON-LOST RECORD	WINNING PCT. RANK	LAST 10 GAMES	STRENGTH OF SCHEDULE	OPP. STRENGTH OF SCHEDULE	TEAM RPI	ADJ. RPI	CONF. RPI	ADJ CONF. RPI
Average RPI Loss: 153									
DIV. I ONLY	14- 13	164	4- 5	272	140	188	188	17	17
DIV. I NON-CONF.	7- 5	132	0- 0	292	195	166	166	16	16

TOTALS	RPI 1-25	RPI 26-50	W-L RECORDS	RPI 51-100	RPI 101-999	RPI 201+			
14- 13	0- 0	0- 3	OVERALL	0- 0	14- 10	9- 5			
9- 2	0- 0	0- 1	HOME	0- 0	9- 1	6- 0			
4- 9	0- 0	0- 0	AWAY	0- 0	4- 3	3- 2			
1- 2	0- 0	0- 0	NEUTRAL	0- 0	1- 2	0- 1			
7- 5	0- 0	0- 1	NON-CONFERENCE	0- 0	7- 4	5- 3			
4- 0	0- 0	0- 0	HOME	0- 0	4- 0	3- 0			
2- 4	0- 0	0- 1	AWAY	0- 0	2- 3	2- 2			
1- 1	0- 0	0- 0	NEUTRAL	0- 0	1- 1	0- 1			
7- 8	0- 0	0- 2	CONFERENCE	0- 0	7- 6	4- 2			
5- 2	0- 0	0- 1	HOME	0- 0	5- 1	3- 0			
2- 5	0- 0	0- 1	AWAY	0- 0	2- 4	1- 2			
0- 1	0- 0	0- 0	NEUTRAL	0- 0	0- 1	0- 0			

RPI S Opponent	Score	RPI S Opponent	Score	RPI S Opponent	Score	RPI S Opponent	Score	Team's RPI: 188
26 A Georgi a	44 79	107 A ETSU	46 56	107 H ETSU	57 69	108 A Chattanooga	50 45	
47 A Mercer	53 65	108 H Chattanooga	58 57	112 N Ohio	70 68	108 H Chattanooga	58 57	
47 H Mercer	64 86	116 A North Carolina	56 84	116 A North Carolina	56 84	159 A Samford	58 62	
		159 A Samford	58 62	159 H Samford	45 41	159 N Samford	58 59	
		185 H Davidson	65 62	218 A UNCG	74 76	218 H UNCG	55 54	
		218 A UNCG	74 76	226 A UNC Asheville	71 63	227 N Xavier	62 75	
		226 A UNC Asheville	71 63	228 A Gardner-Webb	57 71	245 A Presbyterian	75 76	
		227 N Xavier	62 75	255 H UNCW	76 71	262 H Col. of Charleston	72 58	
		228 A Gardner-Webb	57 71	262 H Col. of Charleston	72 58	300 H Kennesaw St.	78 59	
		245 A Presbyterian	75 76	300 H Kennesaw St.	78 59	302 A Wofford	48 79	
		255 H UNCW	76 71	302 A Wofford	48 79	302 H Wofford	63 57	
		262 H Col. of Charleston	72 58	302 H Wofford	63 57	303 A USC Upstate	80 59	
		300 H Kennesaw St.	78 59	303 A USC Upstate	80 59	307 A Western Caro.	68 59	
		302 A Wofford	48 79	307 A Western Caro.	68 59	307 H Western Caro.	66 46	
		302 H Wofford	63 57					
		303 A USC Upstate	80 59					
		307 A Western Caro.	68 59					
		307 H Western Caro.	66 46					
LAST 12 Division I GAMES:								
159 N Samford	58 59	159 A Samford	58 62	47 A Mercer	53 65			
302 H Wofford	63 57	302 A Wofford	48 79	108 H Chattanooga	58 57			
107 A ETSU	46 56	107 H ETSU	57 69	218 A UNCG	74 76			
108 A Chattanooga	50 45							
307 H Western Caro.	66 46							
218 H UNCG	55 54							

Non-Div I Games: Pfeiffer 102 51 Bob Jones 93 46 Converse 80 41

Furman

Average RPI Win:	274	WON-LOST	WINNING	LAST 10	STRENGTH OF	OPP. STRENGTH	TEAM	ADJ.	CONF.	ADJ CONF.
Average RPI Loss:	178	RECORD	PCT. RANK	GAMES	SCHEDULE	OF SCHEDULE	RPI	RPI	RPI	RPI
DIV. I ONLY	3- 25	335	1- 9	149	306	327	327	22	22	
DIV. I NON-CONF.	1- 8	313	0- 0	120	332	286	286	23	23	

TOTALS	RPI 1-25	RPI 26-50	W-L RECORDS	RPI 51-100	RPI 101-999	RPI 201+				
3- 25	0- 0	0- 2	OVERALL	0- 4	3- 19	2- 8				
2- 12	0- 0	0- 0	HOME	0- 3	2- 9	1- 4				
1- 12	0- 0	0- 2	AWAY	0- 1	1- 9	1- 4				
0- 1	0- 0	0- 0	NEUTRAL	0- 0	0- 1	0- 0				
1- 8	0- 0	0- 2	NON-CONFERENCE	0- 2	1- 4	1- 2				
0- 5	0- 0	0- 0	HOME	0- 2	0- 3	0- 2				
1- 3	0- 0	0- 2	AWAY	0- 0	1- 1	1- 0				
0- 0	0- 0	0- 0	NEUTRAL	0- 0	0- 0	0- 0				
2- 17	0- 0	0- 0	CONFERENCE	0- 2	2- 15	1- 6				
2- 7	0- 0	0- 0	HOME	0- 1	2- 6	1- 2				
0- 9	0- 0	0- 0	AWAY	0- 1	0- 8	0- 4				
0- 1	0- 0	0- 0	NEUTRAL	0- 0	0- 1	0- 0				

RPI	S	Opponent	Score	RPI	S	Opponent	Score	RPI	S	Opponent	Score	RPI	S	Opponent	Score	Team's RPI: 327
46	A	UCF	38 62	81	H	IUPUI	52 72	134	A	Texas St.	51 60	166	A	UT Arlington	49 70	
47	A	Mercer	45 72	94	H	Alabama	36 84	134	H	Texas St.	56 81	166	H	UT Arlington	73 68	
				95	A	Little Rock	52 92	160	A	N.C. A&T	49 60	168	A	South Ala.	52 79	
				95	H	Little Rock	34 64	168	H	South Ala.	74 81	169	H	Louisiana	48 58	
								169	N	Louisiana	81 88	178	A	Troy	47 88	
								178	H	Troy	80 95	187	H	Stony Brook	49 68	
								219	A	Coastal Caro.	51 54	221	A	Arkansas St.	48 69	
								221	H	Arkansas St.	62 71	263	A	Appalachian St.	56 87	
								300	H	Kennesaw St.	58 60	306	A	Georgia St.	56 71	
								306	H	Georgia St.	58 66	318	A	South Carolina St.	61 58	
								338	H	La.-Monroe	75 45	340	H	Savannah St.	67 71	
LAST 12 Division I GAMES:																
169	N	Louisiana	81 88	169	H	Louisiana	48 58									
178	H	Troy	80 95	338	H	La.-Monroe	75 45									
168	H	South Ala.	74 81	221	A	Arkansas St.	48 69									
134	A	Texas St.	51 60	95	A	Little Rock	52 92									
166	A	UT Arlington	49 70	166	H	UT Arlington	73 68									
306	H	Georgia St.	58 66	134	H	Texas St.	56 81									

Non-Div I Games: Coastal Ga. 68 63 Thomas (GA) 79 51

Ga. Southern

Average RPI Win:	275	WON-LOST	WINNING	LAST 10	STRENGTH OF	OPP. STRENGTH	TEAM	ADJ.	CONF.	ADJ CONF.
Average RPI Loss:	174	RECORD	PCT. RANK	GAMES	SCHEDULE	OF SCHEDULE	RPI	RPI	RPI	RPI
DIV. I ONLY	15- 12	137	4- 6	324	307	228	228	27	27	
DIV. I NON-CONF.	7- 2	51	0- 0	301	215	125	125	28	28	

TOTALS	RPI 1-25	RPI 26-50	W-L RECORDS	RPI 51-100	RPI 101-999	RPI 201+				
15- 12	0- 0	0- 1	OVERALL	0- 3	15- 8	10- 6				
9- 5	0- 0	0- 1	HOME	0- 1	9- 3	6- 3				
6- 7	0- 0	0- 0	AWAY	0- 0	6- 3	4- 1				
0- 0	0- 0	0- 0	NEUTRAL	0- 0	0- 0	0- 0				
7- 2	0- 0	0- 1	NON-CONFERENCE	0- 1	7- 0	4- 0				
4- 1	0- 0	0- 1	HOME	0- 0	4- 0	3- 0				
3- 1	0- 0	0- 0	AWAY	0- 1	3- 0	1- 0				
0- 0	0- 0	0- 0	NEUTRAL	0- 0	0- 0	0- 0				
8- 10	0- 0	0- 0	CONFERENCE	0- 2	8- 8	6- 6				
5- 4	0- 0	0- 0	HOME	0- 1	5- 3	3- 3				
3- 6	0- 0	0- 0	AWAY	0- 1	3- 5	3- 3				
0- 0	0- 0	0- 0	NEUTRAL	0- 0	0- 0	0- 0				

RPI 1-25				RPI 26-50				RPI 51-100				RPI 101+				Team's RPI: 228
RPI	S	Opponent	Score	RPI	S	Opponent	Score	RPI	S	Opponent	Score	RPI	S	Opponent	Score	
				46	H	UCF	30 65	86	A	Kentucky	34 72	137	A	Radford	46 66	
								87	A	Liberty	41 59	137	H	Radford	69 53	
								87	H	Liberty	60 85	185	A	Davi dson	70 65	
												188	H	Furman	71 57	
												190	A	Morehead St.	68 60	
												194	A	High Point	80 83	
												194	H	High Point	54 47	
												226	A	UNC Asheville	60 62	
												226	H	UNC Asheville	60 61	
												245	A	Presbyteri an	69 72	
												245	H	Presbyteri an	50 60	
												256	A	Campbel l	55 63	
												256	H	Campbel l	44 73	
												292	A	Mt. St. Mary's	75 67	
												302	H	Wofford	73 55	
												303	H	USC Upstate	60 39	
												307	H	Western Caro.	70 67	
												324	A	Charleston So.	75 59	
												324	H	Charleston So.	68 52	
												343	A	Longwood	61 54	
												343	H	Longwood	52 41	
												344	A	Wi nthrop	66 59	
												344	H	Wi nthrop	68 55	

LAST 12 Division I GAMES:																
				226	A	UNC Asheville	60 62	344	H	Wi nthrop	68 55					
				256	A	Campbel l	55 63	87	A	Liberty	41 59					
				194	H	High Point	54 47	137	A	Radford	46 66					
				245	H	Presbyteri an	50 60	226	H	UNC Asheville	60 61					
				324	A	Charleston So.	75 59	344	A	Wi nthrop	66 59					
				343	H	Longwood	52 41	256	H	Campbel l	44 73					

Non-Div I Games: Montreat 83 26 Pfei ffer 72 53 Converse 82 59

Gardner-Webb

Loss, Non-Conf, S Site, H Home A Away N Neutral

Average RPI Win:	236	WON-LOST	WINNING	LAST 10	STRENGTH OF	OPP. STRENGTH	TEAM	ADJ.	CONF.	ADJ CONF.
Average RPI Loss:	75	RECORD	PCT. RANK	GAMES	SCHEDULE	OF SCHEDULE	RPI	RPI	RPI	RPI
DIV. I ONLY	23- 9	59	7- 3	266	137	109	109	13	13	
DIV. I NON-CONF.	11- 3	45	0- 0	260	263	86	86	10	10	

TOTALS	RPI 1-25	RPI 26-50	W-L RECORDS	RPI 51-100	RPI 101-999	RPI 201+				
23- 9	0- 0	0- 2	OVERALL	2- 6	21- 1	17- 0				
16- 2	0- 0	0- 0	HOME	1- 2	15- 0	12- 0				
6- 6	0- 0	0- 0	AWAY	0- 1	6- 1	5- 0				
1- 1	0- 0	0- 0	NEUTRAL	1- 1	0- 0	0- 0				
11- 3	0- 0	0- 1	NON-CONFERENCE	2- 1	9- 1	9- 0				
9- 0	0- 0	0- 0	HOME	1- 0	8- 0	8- 0				
1- 3	0- 0	0- 1	AWAY	0- 1	1- 1	1- 0				
1- 0	0- 0	0- 0	NEUTRAL	1- 0	0- 0	0- 0				
12- 6	0- 0	0- 1	CONFERENCE	0- 5	12- 0	8- 0				
7- 2	0- 0	0- 0	HOME	0- 2	7- 0	4- 0				
5- 3	0- 0	0- 1	AWAY	0- 2	5- 0	4- 0				
0- 1	0- 0	0- 0	NEUTRAL	0- 1	0- 0	0- 0				

RPI S Opponent	Score	RPI S Opponent	Score	RPI S Opponent	Score	RPI S Opponent	Score	Team's RPI: 109
33 A Dayton	66 71	33 H American	71 53	121 H Saint Louis	81 72			
38 A Michigan	61 75	70 N Drake	87 75	135 A Saint Joseph's	65 57			
		72 A Duquesne	64 71	142 A Colorado	61 76			
		76 A George Washington	52 62	185 H Davidson	74 61			
		76 H George Washington	61 65	195 H Richmond	77 56			
		76 N George Washington	59 64	231 H Southeast Mo. St.	57 38			
		79 A Houston	73 82	236 A Loyola Maryland	80 72			
		83 H Fordham	62 67	243 H Illinois St.	56 37			
				246 A La Salle	69 56			
				246 H La Salle	65 55			
				258 A St. Bonaventure	76 63			
				258 H St. Bonaventure	89 79			
				258 H St. Bonaventure	78 63			
				265 H LIU Brooklyn	73 70			
				266 H UMES	82 68			
				275 H Massachusetts	71 60			
				280 H Old Dominion	66 53			
				282 A VCU	65 42			
				316 H Eastern Ky.	64 41			
				322 H UMBC	58 38			
				334 A Rhode Island	92 53			
				343 H Longwood	60 41			
LAST 12 Division I GAMES:								
76 N George Washington	59 64	275 H Massachusetts	71 60					
258 H St. Bonaventure	89 79	76 H George Washington	61 65					
246 H La Salle	65 55	135 A Saint Joseph's	65 57					
33 A Dayton	66 71	258 A St. Bonaventure	76 63					
258 H St. Bonaventure	78 63	83 H Fordham	62 67					
282 A VCU	65 42	121 H Saint Louis	81 72					

Non-Div I Games:

George Mason

Average RPI Loss: 66

DIV. I ONLY	19- 13	116	8- 2	43	104	76	76	13	13
DIV. I NON-CONF.	5- 7	212	0- 0	24	29	111	111	10	10
TOTALS	RPI 1-25	RPI 26-50	W-L RECORDS	RPI 51-100	RPI 101-999	RPI 201+			
19- 13	0- 2	1- 6	OVERALL	2- 2	16- 3	9- 0			
8- 8	0- 1	0- 3	HOME	2- 1	6- 3	5- 0			
8- 5	0- 0	0- 0	AWAY	0- 0	8- 0	4- 0			
3- 0	0- 0	1- 0	NEUTRAL	0- 0	2- 0	0- 0			
5- 7	0- 2	0- 4	NON-CONFERENCE	2- 0	3- 1	3- 0			
3- 4	0- 1	0- 2	HOME	2- 0	1- 1	1- 0			
2- 3	0- 1	0- 2	AWAY	0- 0	2- 0	2- 0			
0- 0	0- 0	0- 0	NEUTRAL	0- 0	0- 0	0- 0			
14- 6	0- 0	1- 2	CONFERENCE	0- 2	13- 2	6- 0			
5- 4	0- 0	0- 1	HOME	0- 1	5- 2	4- 0			
6- 2	0- 0	0- 1	AWAY	0- 1	6- 0	2- 0			
3- 0	0- 0	1- 0	NEUTRAL	0- 0	2- 0	0- 0			

RPI 1-25					RPI 26-50					RPI 51-100					Team's RPI : 76					RPI 101+				
RPI	S	Opponent	Score		RPI	S	Opponent	Score		RPI	S	Opponent	Score		RPI	S	Opponent	Score						
14	H	South Fla.	78	83	27	H	South Dakota St.	88	97	55	H	Ameri can	61	44	109	A	George Mason	65	61					
17	A	Maryland	54	80	30	A	Princeton	52	72	72	H	Duquesne	53	54	109	H	George Mason	62	52					
					33	A	Dayton	55	66	83	A	Fordham	50	61	109	N	George Mason	64	59					
					33	H	Dayton	53	57	98	H	Georgetown	65	54	121	A	Saint Louis	71	58					
					33	N	Dayton	58	53						121	H	Saint Louis	69	72					
					35	H	Syracuse	62	74						135	A	Saint Joseph's	49	46					
					47	A	Mercer	44	61						135	N	Saint Joseph's	65	49					
LAST 12 Division I GAMES:																								
					135	N	Saint Joseph's	65	49	121	A	Saint Louis	71	58										
					33	N	Dayton	58	53	275	H	Massachusetts	55	49										
					109	N	George Mason	64	59	33	H	Dayton	53	57										
					246	H	La Salle	69	49	109	A	George Mason	65	61										
					195	H	Richmond	36	49	258	A	St. Bonaventure	63	56										
					135	A	Saint Joseph's	49	46	246	H	La Salle	60	45										

George Washington

Average RPI Win: 168		WON-LOST RECORD	WINNING PCT. RANK	LAST 10 GAMES	STRENGTH OF SCHEDULE	OPP. STRENGTH OF SCHEDULE	TEAM RPI	ADJ. RPI	CONF. RPI	ADJ. CONF. RPI
Average RPI Loss: 60										
DIV. I ONLY		15- 15	178	6- 4	73	42	98	98	6	6
DIV. I NON-CONF.		5- 5	170	0- 0	230	38	168	168	6	6
TOTALS		RPI 1-25	RPI 26-50	W-L RECORDS		RPI 51-100	RPI 101-999	RPI 201+		
15- 15	2- 4		2- 4	OVERALL		0- 3	11- 4	8- 0		
7- 5	1- 1		1- 2	HOME		0- 1	5- 1	4- 0		
6- 8	1- 3		0- 2	AWAY		0- 2	5- 1	4- 0		
2- 2	0- 0		1- 0	NEUTRAL		0- 0	1- 2	0- 0		
5- 5	0- 1		0- 1	NON-CONFERENCE		0- 1	5- 2	4- 0		
2- 1	0- 0		0- 1	HOME		0- 0	2- 0	2- 0		
2- 2	0- 1		0- 0	AWAY		0- 1	2- 0	2- 0		
1- 2	0- 0		0- 0	NEUTRAL		0- 0	1- 2	0- 0		
10- 10	2- 3		2- 3	CONFERENCE		0- 2	6- 2	4- 0		
5- 4	1- 1		1- 1	HOME		0- 1	3- 1	2- 0		
4- 6	1- 2		0- 2	AWAY		0- 1	3- 1	2- 0		
1- 0	0- 0		1- 0	NEUTRAL		0- 0	0- 0	0- 0		

RPI 1-25					
RPI	S	Opponent	Score		
16	A	NC State	49	63	
19	A	DePaul	53	85	
19	A	DePaul	86	85	
19	H	DePaul	62	78	
25	A	Marquette	68	71	
25	H	Marquette	85	58	

RPI 26-50					
RPI	S	Opponent	Score		
29	A	Villanova	67	68	
29	H	Villanova	58	60	
29	N	Villanova	63	58	
40	H	Minnesota	63	73	
48	A	Creighton	58	69	
48	H	Creighton	70	67	

RPI 51-100					
RPI	S	Opponent	Score		
71	A	St. John's (NY)	41	64	
71	H	St. John's (NY)	63	71	
76	A	George Washington	54	65	

Team's RPI : 98					
RPI	S	Opponent	Score		
101	N	Auburn	40	60	
108	N	Chattanooga	41	54	
123	A	Seton Hall	65	70	
123	H	Seton Hall	71	52	
130	A	Butler	63	52	
130	H	Butler	57	66	
176	N	Northwestern	55	54	
217	A	Providence	75	43	
217	H	Providence	74	48	
227	A	Xavier	65	48	
227	H	Xavier	65	60	
236	A	Loyola Maryland	72	54	
269	H	Howard	93	41	
282	A	VCU	71	59	
299	H	FIU	77	56	

LAST 12 Division I GAMES:					
19	A	DePaul	53	85	
29	N	Villanova	63	58	
217	H	Providence	74	48	
48	H	Creighton	70	67	
25	A	Marquette	68	71	
19	A	DePaul	86	85	
71	H	St. John's (NY)	63	71	
123	H	Seton Hall	71	52	
29	A	Villanova	67	68	
227	A	Xavier	65	48	
130	A	Butler	63	52	
19	H	DePaul	62	78	

Non-Div I Games:

Georgetown

■ Loss, ■ Non-Conf, S Site, H Home A Away N Neutral

Average RPI Loss: 13

DIV. I ONLY	25- 6	22	6- 4	59	38	26	26	2	2
DIV. I NON-CONF.	12- 1	6	0- 0	124	137	30	30	2	2
TOTALS	RPI 1-25	RPI 26-50	W-L RECORDS	RPI 51-100	RPI 101-999	RPI 201+			
25- 6	3- 5	2- 1	OVERALL	4- 0	16- 0	5- 0			
14- 3	1- 3	0- 0	HOME	2- 0	11- 0	5- 0			
10- 2	1- 1	2- 1	AWAY	2- 0	5- 0	0- 0			
1- 1	1- 1	0- 0	NEUTRAL	0- 0	0- 0	0- 0			
12- 1	0- 1	2- 0	NON-CONFERENCE	2- 0	8- 0	5- 0			
8- 1	0- 1	0- 0	HOME	2- 0	6- 0	5- 0			
4- 0	0- 0	2- 0	AWAY	0- 0	2- 0	0- 0			
0- 0	0- 0	0- 0	NEUTRAL	0- 0	0- 0	0- 0			
13- 5	3- 4	0- 1	CONFERENCE	2- 0	8- 0	0- 0			
6- 2	1- 2	0- 0	HOME	0- 0	5- 0	0- 0			
6- 2	1- 1	0- 1	AWAY	2- 0	3- 0	0- 0			
1- 1	1- 1	0- 0	NEUTRAL	0- 0	0- 0	0- 0			

RPI 1-25				RPI 26-50				RPI 51-100				RPI 101+			
RPI	S	Opponent	Score	RPI	S	Opponent	Score	RPI	S	Opponent	Score	RPI	S	Opponent	Score
5	H	Mississippi St.	62 86	28	A	LSU	60 71	68	H	Georgia Tech	60 53	101	H	Auburn	60 48
9	A	Tennessee	46 62	31	A	Virginia	64 61	84	H	Wright St.	87 71	143	H	Arkansas	78 65
11	H	South Carolina	65 77	47	A	Mercer	72 54	86	A	Kentucky	56 42	152	A	Vanderbilt	81 52
11	N	South Carolina	49 71					94	A	Alabama	49 43	152	H	Vanderbilt	67 55
12	H	Texas	53 81									155	A	BYU	79 63
15	A	Texas A&M	92 84									160	A	N.C. A&T	73 63
23	H	Missouri	62 50									161	A	Ole Miss	66 52
23	N	Missouri	55 41									161	H	Ole Miss	69 45
												177	A	Florida	66 57
												177	H	Florida	63 43
												188	H	Furman	79 44
												238	H	North Florida	75 37
												269	H	Howard	87 47
												302	H	Wofford	95 56
												307	H	Western Caro.	76 50
												313	H	Tennessee Tech	56 48
LAST 12 Division I GAMES:															
				11	N	South Carolina	49 71	9	A	Tennessee	46 62				
				23	N	Missouri	55 41	152	H	Vanderbilt	67 55				
				177	H	Florida	63 43	161	H	Ole Miss	69 45				
				94	A	Alabama	49 43	28	A	LSU	60 71				
				161	A	Ole Miss	66 52	177	A	Florida	66 57				
				11	H	South Carolina	65 77	23	H	Missouri	62 50				

Non-Div I Games:

Georgi a

Average RPI Win:	269	WON-LOST	WINNING	LAST 10	STRENGTH OF	OPP. STRENGTH	TEAM	ADJ.	CONF.	ADJ CONF.
Average RPI Loss:	169	RECORD	PCT. RANK	GAMES	SCHEDULE	OF SCHEDULE	RPI	RPI	RPI	RPI
DIV. I ONLY	6- 22	313	3- 7	188	248	306	306	22	22	
DIV. I NON-CONF.	2- 7	286	0- 0	191	108	285	285	23	23	

TOTALS	RPI 1-25	RPI 26-50	W-L RECORDS	RPI 51-100	RPI 101-999	RPI 201+				
6- 22	0- 1	0- 0	OVERALL	0- 4	6- 17	4- 8				
5- 8	0- 0	0- 0	HOME	0- 2	5- 6	3- 2				
1- 13	0- 0	0- 0	AWAY	0- 0	1- 1	1- 0				
0- 1	0- 0	0- 0	NEUTRAL	0- 0	0- 1	0- 1				
2- 7	0- 1	0- 0	NON-CONFERENCE	0- 2	2- 4	1- 3				
2- 2	0- 0	0- 0	HOME	0- 1	2- 1	1- 1				
0- 5	0- 1	0- 0	AWAY	0- 1	0- 3	0- 2				
0- 0	0- 0	0- 0	NEUTRAL	0- 0	0- 0	0- 0				
4- 15	0- 0	0- 0	CONFERENCE	0- 2	4- 13	3- 5				
3- 6	0- 0	0- 0	HOME	0- 1	3- 5	2- 1				
1- 8	0- 0	0- 0	AWAY	0- 1	1- 7	1- 3				
0- 1	0- 0	0- 0	NEUTRAL	0- 0	0- 1	0- 1				

RPI 1-25				RPI 26-50				RPI 51-100				RPI 101+				Team's RPI: 306
RPI	S	Opponent	Score	RPI	S	Opponent	Score	RPI	S	Opponent	Score	RPI	S	Opponent	Score	
5	A	Mississippi St.	50 106					56	H	Western Ky.	63 74	134	A	Texas St.	40 62	
								68	A	Georgia Tech	51 75	134	H	Texas St.	63 83	
								95	A	Little Rock	47 54	162	H	Jacksonville St.	55 41	
								95	H	Little Rock	50 65	166	A	UT Arlington	57 62	
												166	H	UT Arlington	76 81	
												168	A	South Ala.	52 88	
												168	H	South Ala.	69 70	
												169	H	Louisiana	60 75	
												177	A	Florida	66 82	
												178	A	Troy	86 90	
												178	H	Troy	85 78	
												219	A	Coastal Caro.	49 64	
												219	N	Coastal Caro.	55 74	
												221	A	Arkansas St.	63 76	
												221	H	Arkansas St.	58 75	
												241	H	Fla. Atlantic	50 82	
												255	A	UNCW	62 74	
												263	A	Appalachian St.	62 77	
												282	H	VCU	61 56	
												300	A	Kennesaw St.	61 71	
												327	A	Ga. Southern	66 58	
												327	H	Ga. Southern	71 56	
												338	H	La.-Monroe	70 57	

LAST 12 Division I GAMES:																
				219	N	Coastal Caro.	55 74	338	H	La.-Monroe	70 57					
				168	H	South Ala.	69 70	169	H	Louisiana	60 75					
				178	H	Troy	85 78	95	A	Little Rock	47 54					
				166	A	UT Arlington	57 62	221	A	Arkansas St.	63 76					
				134	A	Texas St.	40 62	134	H	Texas St.	63 83					
				327	A	Ga. Southern	66 58	166	H	UT Arlington	76 81					

Non-Div I Games: Allen 101 56 North Greenville 91 89

Georgia St.

Average RPI Loss: 33

DIV. I ONLY	18- 13	124	5- 5	37	35	68	68	1	1
DIV. I NON-CONF.	11- 2	22	0- 0	88	201	31	31	1	1
TOTALS	RPI 1-25	RPI 26-50	W-L RECORDS	RPI 51-100	RPI 101-999	RPI 201+			
18- 13	0- 7	2- 4	OVERALL	2- 1	14- 1	7- 0			
13- 3	0- 2	1- 1	HOME	1- 0	11- 0	6- 0			
3- 8	0- 4	1- 2	AWAY	0- 1	2- 1	1- 0			
2- 2	0- 1	0- 1	NEUTRAL	1- 0	1- 0	0- 0			
11- 2	0- 1	1- 1	NON-CONFERENCE	2- 0	8- 0	6- 0			
8- 0	0- 0	0- 0	HOME	1- 0	7- 0	5- 0			
2- 1	0- 0	1- 1	AWAY	0- 0	1- 0	1- 0			
1- 1	0- 1	0- 0	NEUTRAL	1- 0	0- 0	0- 0			
7- 11	0- 6	1- 3	CONFERENCE	0- 1	6- 1	1- 0			
5- 3	0- 2	1- 1	HOME	0- 0	4- 0	1- 0			
1- 7	0- 4	0- 1	AWAY	0- 1	1- 1	0- 0			
1- 1	0- 0	0- 1	NEUTRAL	0- 0	1- 0	0- 0			

RPI 1-25					RPI 26-50					RPI 51-100					Team's RPI: 68		RPI 101+				
RPI	S	Opponent	Score		RPI	S	Opponent	Score		RPI	S	Opponent	Score				RPI	S	Opponent	Score	
2	A	Notre Dame	69	85	26	A	Georgia	53	60	61	N	Penn	69	55			104	H	Middle Tenn.	48	45
2	H	Notre Dame	54	77	30	A	Princeton	67	56	62	H	Purdue	68	55			105	H	Wake Forest	79	67
3	H	Louisville	71	74	31	H	Virginia	56	62	67	A	Virginia Tech	62	68			116	H	North Carolina	79	61
4	N	Baylor	57	80	31	N	Virginia	58	60								165	A	Clemson	60	48
8	A	Florida St.	61	64	35	A	Syracuse	77	88								165	H	Clemson	66	33
16	A	NC State	43	56	50	H	Miami (FL)	70	51								165	N	Clemson	61	52
18	A	Duke	59	77													166	H	UT Arlington	80	52
																	182	A	Pittsburgh	62	68
																	208	H	Boston College	67	43
																	210	H	Southern Miss.	63	44
																	263	A	Appalachian St.	75	41
																	300	H	Kennesaw St.	86	48
																	306	H	Georgia St.	75	51
																	318	H	South Carolina St.	86	40
																	324	H	Charleston So.	78	51
LAST 12 Division I GAMES:																					
					31	N	Virginia	58	60	208	H	Boston College	67	43							
					165	N	Clemson	61	52	165	A	Clemson	60	48							
					8	A	Florida St.	61	64	18	A	Duke	59	77							
					50	H	Miami (FL)	70	51	31	H	Virginia	56	62							
					116	H	North Carolina	79	61	67	A	Virginia Tech	62	68							
					2	A	Notre Dame	69	85	105	H	Wake Forest	79	67							

Non-Div I Games:

Georgi a Tech

Average RPI	Win: 179	WON-LOST	WINNING	LAST 10	STRENGTH OF	OPP. STRENGTH	TEAM	ADJ.	CONF.	ADJ CONF.
Average RPI	Loss: 72	RECORD	PCT. RANK	GAMES	SCHEDULE	OF SCHEDULE	RPI	RPI	RPI	RPI
DIV. I ONLY	27- 5	13	9- 1	96	122	32	32	14	14	
DIV. I NON-CONF.	7- 4	102	0- 0	22	100	51	51	11	11	

TOTALS	RPI 1-25	RPI 26-50	W-L RECORDS	RPI 51-100	RPI 101-999	RPI 201+				
27- 5	0- 1	0- 0	OVERALL	2- 3	25- 1	8- 0				
12- 2	0- 0	0- 0	HOME	1- 2	11- 0	3- 0				
11- 1	0- 0	0- 0	AWAY	1- 0	10- 1	4- 0				
4- 2	0- 1	0- 0	NEUTRAL	0- 1	4- 0	1- 0				
7- 4	0- 1	0- 0	NON-CONFERENCE	1- 2	6- 1	1- 0				
4- 1	0- 0	0- 0	HOME	1- 1	3- 0	0- 0				
2- 1	0- 0	0- 0	AWAY	0- 0	2- 1	1- 0				
1- 2	0- 1	0- 0	NEUTRAL	0- 1	1- 0	0- 0				
20- 1	0- 0	0- 0	CONFERENCE	1- 1	19- 0	7- 0				
8- 1	0- 0	0- 0	HOME	0- 1	8- 0	3- 0				
9- 0	0- 0	0- 0	AWAY	1- 0	8- 0	3- 0				
3- 0	0- 0	0- 0	NEUTRAL	0- 0	3- 0	1- 0				

RPI 1-25				RPI 26-50				Team's RPI: 32				RPI 51-100				RPI 101+			
RPI	S	Opponent	Score	RPI	S	Opponent	Score	RPI	S	Opponent	Score	RPI	S	Opponent	Score	RPI	S	Opponent	Score
19	N	DePaul	71 88									57	N	Belmont	63 71	111	A	Washington St.	64 56
												80	A	Saint Mary's (CA)	73 65	113	H	Saint Francis (PA)	97 74
												80	H	Saint Mary's (CA)	56 72	114	A	Colorado St.	49 65
												92	H	UNLV	50 52	118	H	Portland St.	91 52
												100	H	Western Ill.	80 65	129	A	San Francisco	81 57
																129	H	San Francisco	74 47
																129	N	San Francisco	65 53
																141	A	Loyola Marymount	75 69
																141	H	Loyola Marymount	77 67
																148	H	Eastern Wash.	69 45
																149	N	Kent St.	77 57
																155	A	BYU	84 70
																155	H	BYU	62 37
																164	A	San Diego	63 44
																164	H	San Diego	58 54
																164	N	San Diego	79 71
																186	A	Pacific	99 72
																186	H	Pacific	90 66
																235	A	Montana	70 55
																239	A	Pepperdine	67 48
																239	H	Pepperdine	73 51
																239	N	Pepperdine	81 70
																289	A	Santa Clara	63 51
																289	H	Santa Clara	71 44
																317	A	Portland	70 56
																317	H	Portland	75 36
LAST 12 Division I GAMES:																			
164	N	San Diego	79 71	141	A	Loyola Marymount	75 69												
129	N	San Francisco	65 53	80	H	Saint Mary's (CA)	56 72												
239	N	Pepperdine	81 70	186	H	Pacific	90 66												
155	H	BYU	62 37	155	A	BYU	84 70												
164	H	San Diego	58 54	164	A	San Diego	63 44												
239	A	Pepperdine	67 48	129	A	San Francisco	81 57												

Non-Div I Games:

Gonzaga

Average RPI Win: 295	WON-LOST RECORD	WINNING PCT. RANK	LAST 10 GAMES	STRENGTH OF SCHEDULE	OPP. STRENGTH OF SCHEDULE	TEAM RPI	ADJ. RPI	CONF. RPI	ADJ CONF. RPI
Average RPI Loss: 181									
DIV. I ONLY	17- 13	129	8- 2	340	312	224	224	32	32
DIV. I NON-CONF.	3- 8	268	0- 0	294	78	280	280	32	32

TOTALS	RPI 1-25	RPI 26-50	W-L RECORDS	RPI 51-100	RPI 101-999	RPI 201+			
17- 13	0- 1	0- 0	OVERALL	0- 1	17- 11	16- 6			
11- 2	0- 1	0- 0	HOME	0- 0	11- 1	10- 1			
6- 10	0- 0	0- 0	AWAY	0- 0	6- 1	6- 1			
0- 1	0- 0	0- 0	NEUTRAL	0- 0	0- 1	0- 0			
3- 8	0- 1	0- 0	NON-CONFERENCE	0- 1	3- 6	3- 2			
2- 1	0- 1	0- 0	HOME	0- 0	2- 0	2- 0			
1- 6	0- 0	0- 0	AWAY	0- 1	1- 5	1- 2			
0- 1	0- 0	0- 0	NEUTRAL	0- 0	0- 1	0- 0			
14- 5	0- 0	0- 0	CONFERENCE	0- 0	14- 5	13- 4			
9- 1	0- 0	0- 0	HOME	0- 0	9- 1	8- 1			
5- 4	0- 0	0- 0	AWAY	0- 0	5- 4	5- 3			
0- 0	0- 0	0- 0	NEUTRAL	0- 0	0- 0	0- 0			

RPI	S	Opponent	Score	RPI	S	Opponent	Score	RPI	S	Opponent	Score	RPI	S	Opponent	Score	Team's RPI: 224
8	H	Florida St.	53 96					94	A	Alabama	49 73	116	N	North Carolina	63 79	
												126	A	Louisiana Tech	53 64	
												143	A	Arkansas	62 79	
												181	A	Southern U.	44 63	
												181	H	Southern U.	79 71	
												191	A	Memphis	48 57	
												220	A	Texas Southern	56 66	
												220	H	Texas Southern	63 73	
												221	A	Arkansas St.	56 76	
												227	A	Xavier	67 72	
												236	A	Prairie View	75 68	
												236	H	Prairie View	81 79	
												276	A	McNeese	75 60	
												291	A	Alcorn	75 68	
												291	H	Alcorn	80 71	
												291	H	Alcorn	68 51	
												296	A	Jackson St.	70 82	
												296	H	Jackson St.	93 89	
												298	H	Southeastern La.	61 52	
												311	A	Alabama A&M	64 71	
												311	H	Alabama A&M	78 49	
												314	A	Alabama St.	73 52	
												314	H	Alabama St.	93 71	
												331	A	Ark.-Pine Bluff	66 57	
												331	H	Ark.-Pine Bluff	73 63	
												338	H	La.-Monroe	61 52	
												341	A	Mississippi Val.	64 62	
												341	H	Mississippi Val.	64 55	
LAST 12 Division I GAMES:																
291	H	Alcorn	80 71	220	A	Texas Southern	56 66									
314	A	Alabama St.	73 52	236	A	Prairie View	75 68									
311	A	Alabama A&M	64 71	291	H	Alcorn	68 51									
341	H	Mississippi Val.	64 55	181	H	Southern U.	79 71									
331	H	Ark.-Pine Bluff	73 63	341	A	Mississippi Val.	64 62									
296	H	Jackson St.	93 89	331	A	Ark.-Pine Bluff	66 57									

Non-Div I Games:

Grambling

Loss,
Non-Conf, S Site,
H Home
A Away
N Neutral

Average RPI Win: 283		WON-LOST RECORD	WINNING PCT. RANK	LAST 10 GAMES	STRENGTH OF SCHEDULE	OPP. STRENGTH OF SCHEDULE	TEAM RPI	ADJ. RPI	CONF. RPI	ADJ. CONF. RPI
Average RPI Loss: 198										
DIV. I ONLY		14- 13	164	7- 3	327	325	247	247	31	31
DIV. I NON-CONF.		4- 8	239	0- 0	277	267	269	269	31	31
TOTALS		RPI 1-25	RPI 26-50	W-L RECORDS		RPI 51-100	RPI 101-999	RPI 201+		
14- 13	0- 1		0- 0	OVERALL		0- 1	14- 11	14- 7		
7- 5	0- 1		0- 0	HOME		0- 0	7- 4	7- 3		
6- 8	0- 0		0- 0	AWAY		0- 1	6- 7	6- 4		
1- 0	0- 0		0- 0	NEUTRAL		0- 0	1- 0	1- 0		
4- 8	0- 1		0- 0	NON-CONFERENCE		0- 1	4- 6	4- 2		
2- 3	0- 1		0- 0	HOME		0- 0	2- 2	2- 1		
2- 5	0- 0		0- 0	AWAY		0- 1	2- 4	2- 1		
0- 0	0- 0		0- 0	NEUTRAL		0- 0	0- 0	0- 0		
10- 5	0- 0		0- 0	CONFERENCE		0- 0	10- 5	10- 5		
5- 2	0- 0		0- 0	HOME		0- 0	5- 2	5- 2		
4- 3	0- 0		0- 0	AWAY		0- 0	4- 3	4- 3		
1- 0	0- 0		0- 0	NEUTRAL		0- 0	1- 0	1- 0		

[illegible]

Grand Canyon

Average RPI Loss: 128

DIV. I ONLY	29- 3	7	9- 1	111	111	22	22	11	11
DIV. I NON-CONF.	10- 1	15	0- 0	64	28	11	11	15	15
TOTALS	RPI 1-25	RPI 26-50	W-L RECORDS	RPI 51-100	RPI 101-999	RPI 201+			
29- 3	1- 1	2- 0	OVERALL	6- 0	20- 2	10- 1			
13- 0	1- 0	1- 0	HOME	2- 0	9- 0	4- 0			
11- 2	0- 0	1- 0	AWAY	2- 0	8- 2	4- 1			
5- 1	0- 1	0- 0	NEUTRAL	2- 0	3- 0	2- 0			
10- 1	1- 1	2- 0	NON-CONFERENCE	1- 0	6- 0	4- 0			
4- 0	1- 0	1- 0	HOME	0- 0	2- 0	1- 0			
4- 0	0- 0	1- 0	AWAY	0- 0	3- 0	2- 0			
2- 1	0- 1	0- 0	NEUTRAL	1- 0	1- 0	1- 0			
19- 2	0- 0	0- 0	CONFERENCE	5- 0	14- 2	6- 1			
9- 0	0- 0	0- 0	HOME	2- 0	7- 0	3- 0			
7- 2	0- 0	0- 0	AWAY	2- 0	5- 2	2- 1			
3- 0	0- 0	0- 0	NEUTRAL	1- 0	2- 0	1- 0			

RPI 1-25				Team's RPI : 22	
RPI	S	Opponent	Score		
5	N	Mississippi St.	46	67	
25	H	Marquette	63	55	

RPI 26-50					
RPI	S	Opponent	Score		
27	H	South Dakota St.	55	41	
33	A	Dayton	75	64	

RPI 51-100					
RPI	S	Opponent	Score		
53	N	Arizona St.	61	48	
81	A	IUPUI	60	34	
81	H	IUPUI	52	45	
84	A	Wright St.	58	51	
84	H	Wright St.	75	68	
84	N	Wright St.	62	44	

RPI 101+					
RPI	S	Opponent	Score		
108	H	Chattanooga	60	30	
124	A	Cleveland St.	60	71	
124	H	Cleveland St.	69	43	
131	A	Milwaukee	65	36	
131	H	Milwaukee	52	29	
140	A	Youngstown St.	67	42	
140	H	Youngstown St.	65	56	
140	N	Youngstown St.	66	45	
176	A	Northwestern	63	57	
189	A	Oakland	81	48	
189	H	Oakland	78	48	
203	A	Wisconsin	67	34	
211	N	Columbia	61	43	
254	A	Northern Ky.	54	62	
254	H	Northern Ky.	58	41	
254	N	Northern Ky.	62	49	
268	H	Bradley	72	40	
304	A	Loyola Chicago	76	39	
325	A	Detroit Mercy	85	27	
325	H	Detroit Mercy	88	45	
332	A	Ill. -Chicago	66	37	
332	H	Ill. -Chicago	65	36	

LAST 12 Division I GAMES:					
84	N	Wright St.	62	44	
140	N	Youngstown St.	66	45	
254	N	Northern Ky.	62	49	
325	H	Detroit Mercy	88	45	
189	H	Oakland	78	48	
332	A	Ill. -Chicago	66	37	
140	A	Youngstown St.	67	42	
124	A	Cleveland St.	60	71	
131	A	Milwaukee	65	36	
84	H	Wright St.	75	68	
254	H	Northern Ky.	58	41	
81	H	IUPUI	52	45	

Green Bay

Average RPI Win:	277	WON-LOST	WINNING	LAST 10	STRENGTH OF	OPP. STRENGTH	TEAM	ADJ.	CONF.	ADJ CONF.
Average RPI Loss:	134	RECORD	PCT. RANK	GAMES	SCHEDULE	OF SCHEDULE	RPI	RPI	RPI	RPI
DIV. I ONLY	16- 13	143	8- 2	283	232	179	179	30	30	
DIV. I NON-CONF.	4- 9	249	0- 0	129	15	193	193	30	30	

TOTALS	RPI 1-25	RPI 26-50	W-L RECORDS	RPI 51-100	RPI 101-999	RPI 201+				
16- 13	0- 1	0- 3	OVERALL	0- 1	16- 8	14- 3				
8- 3	0- 0	0- 1	HOME	0- 0	8- 2	8- 1				
7- 9	0- 1	0- 2	AWAY	0- 1	7- 5	5- 2				
1- 1	0- 0	0- 0	NEUTRAL	0- 0	1- 1	1- 0				
4- 9	0- 1	0- 3	NON-CONFERENCE	0- 1	4- 4	3- 0				
2- 1	0- 0	0- 1	HOME	0- 0	2- 0	2- 0				
1- 7	0- 1	0- 2	AWAY	0- 1	1- 3	0- 0				
1- 1	0- 0	0- 0	NEUTRAL	0- 0	1- 1	1- 0				
12- 4	0- 0	0- 0	CONFERENCE	0- 0	12- 4	11- 3				
6- 2	0- 0	0- 0	HOME	0- 0	6- 2	6- 1				
6- 2	0- 0	0- 0	AWAY	0- 0	6- 2	5- 2				
0- 0	0- 0	0- 0	NEUTRAL	0- 0	0- 0	0- 0				

RPI 1-25				RPI 26-50				RPI 51-100				RPI 101+ Team's RPI: 179			
RPI	S	Opponent	Score	RPI	S	Opponent	Score	RPI	S	Opponent	Score	RPI	S	Opponent	Score
7	A	Oregon	45 87	31	A	Virginia	62 66	69	A	TCU	68 90	108	A	Chattanooga	52 64
				36	H	Quinnipiac	58 64					116	A	North Carolina	70 66
				45	A	Elon	59 82					122	H	Bethune-Cookman	56 61
												159	A	Samford	61 66
												160	A	N.C. A&T	63 51
												172	N	Brown	66 73
												184	A	Temple	56 65
												211	H	Columbia	60 58
												216	A	Norfolk St.	70 56
												216	H	Norfolk St.	48 63
												266	A	UMES	70 65
												269	A	Howard	63 68
												270	H	Morgan St.	63 60
												278	N	San Jose St.	81 73
												280	H	Old Dominion	50 42
												318	A	South Carolina St.	70 78
												318	H	South Carolina St.	60 42
												320	A	N.C. Central	62 53
												321	A	Coppin St.	83 48
												321	H	Coppin St.	67 35
												333	H	Delaware St.	66 62
												336	H	Florida A&M	66 65
												340	A	Savannah St.	81 53
												340	H	Savannah St.	88 41
LAST 12 Division I GAMES:															
216	A	Norfolk St.	70 56	269	A	Howard	63 68								
270	H	Morgan St.	63 60	320	A	N.C. Central	62 53								
340	H	Savannah St.	88 41	160	A	N.C. A&T	63 51								
318	H	South Carolina St.	60 42	321	H	Coppin St.	67 35								
321	A	Coppin St.	83 48	122	H	Bethune-Cookman	56 61								
216	H	Norfolk St.	48 63	336	H	Florida A&M	66 65								

Non-Div I Games:

Hampton

Loss,
Non-Conf,
S Site,
H Home
A Away
N Neutral

Average RPI Win:	237	WON-LOST	WINNING	LAST 10	STRENGTH OF	OPP. STRENGTH	TEAM	ADJ.	CONF.	ADJ CONF.
Average RPI Loss:	118	RECORD	PCT. RANK	GAMES	SCHEDULE	OF SCHEDULE	RPI	RPI	RPI	RPI
DIV. I ONLY	19- 12	108	6- 4	155	256	132	132	20	20	
DIV. I NON-CONF.	8- 5	111	0- 0	190	232	134	134	24	24	

TOTALS	RPI 1-25	RPI 26-50	W-L RECORDS	RPI 51-100	RPI 101-999	RPI 201+				
19- 12	0- 0	0- 2	OVERALL	2- 4	17- 6	11- 1				
10- 4	0- 0	0- 1	HOME	1- 1	9- 2	6- 0				
4- 8	0- 0	0- 0	AWAY	0- 0	4- 1	3- 1				
5- 0	0- 0	0- 0	NEUTRAL	1- 0	4- 0	2- 0				
8- 5	0- 0	0- 2	NON-CONFERENCE	0- 1	8- 2	6- 0				
4- 2	0- 0	0- 1	HOME	0- 0	4- 1	3- 0				
1- 3	0- 0	0- 1	AWAY	0- 1	1- 1	1- 0				
3- 0	0- 0	0- 0	NEUTRAL	0- 0	3- 0	2- 0				
11- 7	0- 0	0- 0	CONFERENCE	2- 3	9- 4	5- 1				
6- 2	0- 0	0- 0	HOME	1- 1	5- 1	3- 0				
3- 5	0- 0	0- 0	AWAY	0- 2	3- 3	2- 1				
2- 0	0- 0	0- 0	NEUTRAL	1- 0	1- 0	0- 0				

RPI 1-25				RPI 26-50				RPI 51-100				RPI 101+ Team's RPI: 132			
RPI	S	Opponent	Score	RPI	S	Opponent	Score	RPI	S	Opponent	Score	RPI	S	Opponent	Score
				29	H	Villanova	53 71	73	A	Maine	56 59	115	H	Delaware	63 72
				35	A	Syracuse	63 75	73	H	Maine	44 59	116	A	North Carolina	70 90
								82	A	Albany (NY)	53 66	127	N	Yale	78 70
								82	H	Albany (NY)	70 55	157	A	Binghamton	59 64
								82	N	Albany (NY)	58 56	157	H	Binghamton	61 45
								83	A	Fordham	44 69	157	N	Binghamton	72 68
												175	A	New Hampshire	58 76
												175	H	New Hampshire	85 49
												187	A	Stony Brook	75 68
												187	H	Stony Brook	58 66
												199	H	Siena	71 62
												233	H	Niagara	83 65
												251	H	Hofstra	60 49
												288	H	Central Conn. St.	68 52
												293	A	Vermont	47 53
												293	H	Vermont	91 52
												295	A	Bryant	59 47
												311	N	Alabama A&M	56 47
												322	A	UMBC	61 54
												322	H	UMBC	65 54
												324	N	Charleston So.	62 43
												348	A	UMass Lowell	81 42
												348	H	UMass Lowell	78 56
LAST 12 Division I GAMES:															
				82	N	Albany (NY)	58 56	82	A	Albany (NY)	53 66				
				157	N	Binghamton	72 68	73	A	Maine	56 59				
				157	H	Binghamton	61 45	187	H	Stony Brook	58 66				
				322	A	UMBC	61 54	175	H	New Hampshire	85 49				
				293	H	Vermont	91 52	348	H	UMass Lowell	78 56				
				175	A	New Hampshire	58 76	293	A	Vermont	47 53				

Non-Div I Games:

Hartford

Average RPI Win:	182	WON-LOST	WINNING	LAST 10	STRENGTH OF	OPP. STRENGTH	TEAM	ADJ.	CONF.	ADJ CONF.
Average RPI Loss:	79	RECORD	PCT. RANK	GAMES	SCHEDULE	OF SCHEDULE	RPI	RPI	RPI	RPI
DIV. I ONLY	18- 9	83	7- 3	70	115	51	51	9	9	
DIV. I NON-CONF.	8- 5	111	0- 0	89	146	71	71	9	9	

TOTALS	RPI 1-25	RPI 26-50	W-L RECORDS	RPI 51-100	RPI 101-999	RPI 201+				
18- 9	0- 0	1- 3	OVERALL	1- 3	16- 3	8- 0				
12- 0	0- 0	1- 0	HOME	1- 0	10- 0	5- 0				
4- 8	0- 0	0- 2	AWAY	0- 3	4- 3	2- 0				
2- 1	0- 0	0- 1	NEUTRAL	0- 0	2- 0	1- 0				
8- 5	0- 0	0- 2	NON-CONFERENCE	0- 2	8- 1	4- 0				
5- 0	0- 0	0- 0	HOME	0- 0	5- 0	3- 0				
1- 4	0- 0	0- 1	AWAY	0- 2	1- 1	0- 0				
2- 1	0- 0	0- 1	NEUTRAL	0- 0	2- 0	1- 0				
10- 4	0- 0	1- 1	CONFERENCE	1- 1	8- 2	4- 0				
7- 0	0- 0	1- 0	HOME	1- 0	5- 0	2- 0				
3- 4	0- 0	0- 1	AWAY	0- 1	3- 2	2- 0				
0- 0	0- 0	0- 0	NEUTRAL	0- 0	0- 0	0- 0				

RPI 1-25				RPI 26-50				RPI 51-100				Team's RPI : 51				RPI 101+			
RPI	S	Opponent	Score	RPI	S	Opponent	Score	RPI	S	Opponent	Score	RPI	S	Opponent	Score	RPI	S	Opponent	Score
				30	A	Princeton	47 80	52	A	FGCU	56 65	119	A	Dartmouth	56 63				
				30	H	Princeton	72 58	61	A	Penn	49 69	119	H	Dartmouth	76 65				
				31	A	Virginia	48 50	61	H	Penn	55 52	127	A	Yale	63 69				
				33	N	Dayton	66 72	73	A	Maine	51 76	127	H	Yale	97 73				
												138	A	Northeastern	79 69				
												160	N	N.C. A&T	64 60				
												172	A	Brown	86 74				
												172	H	Brown	87 85				
												184	A	Temple	64 86				
												187	H	Stony Brook	60 53				
												199	H	Siena	75 67				
												211	A	Col umbi a	78 59				
												211	H	Col umbi a	85 67				
												225	N	Akron	76 63				
												230	H	Boston U.	80 70				
												246	H	La Salle	70 61				
												248	H	Sacred Heart	70 62				
												267	A	Cornel I	91 57				
												267	H	Cornel I	80 58				
LAST 12 Division I GAMES:																			
				211	A	Col umbi a	78 59	61	A	Penn	49 69								
				267	A	Cornel I	91 57	30	A	Princeton	47 80								
				30	H	Princeton	72 58	267	H	Cornel I	80 58								
				61	H	Penn	55 52	211	H	Col umbi a	85 67								
				127	A	Yale	63 69	172	H	Brown	87 85								
				172	A	Brown	86 74	127	H	Yale	97 73								

Non-Div I Games:

Harvard

Average RPI Win:	235	WON-LOST	WINNING	LAST 10	STRENGTH OF	OPP. STRENGTH	TEAM	ADJ.	CONF.	ADJ CONF.
Average RPI Loss:	159	RECORD	PCT. RANK	GAMES	SCHEDULE	OF SCHEDULE	RPI	RPI	RPI	RPI
DIV. I ONLY	11- 18	236	4- 6	197	202	257	257	21	21	
DIV. I NON-CONF.	6- 6	170	0- 0	142	106	176	176	19	19	

TOTALS	RPI 1-25	RPI 26-50	W-L RECORDS	RPI 51-100	RPI 101-999	RPI 201+				
11- 18	0- 2	0- 1	OVERALL	0- 3	11- 12	9- 7				
8- 7	0- 0	0- 1	HOME	0- 2	8- 4	6- 1				
3- 8	0- 0	0- 0	AWAY	0- 1	3- 7	3- 5				
0- 3	0- 2	0- 0	NEUTRAL	0- 0	0- 1	0- 1				
6- 6	0- 2	0- 1	NON-CONFERENCE	0- 1	6- 2	4- 1				
4- 3	0- 0	0- 1	HOME	0- 1	4- 1	2- 0				
2- 1	0- 0	0- 0	AWAY	0- 0	2- 1	2- 1				
0- 2	0- 2	0- 0	NEUTRAL	0- 0	0- 0	0- 0				
5- 12	0- 0	0- 0	CONFERENCE	0- 2	5- 10	5- 6				
4- 4	0- 0	0- 0	HOME	0- 1	4- 3	4- 1				
1- 7	0- 0	0- 0	AWAY	0- 1	1- 6	1- 4				
0- 1	0- 0	0- 0	NEUTRAL	0- 0	0- 1	0- 1				

H
a
w
a
i
iH
a
w
a
i
i

RPI 1-25				RPI 26-50				RPI 51-100				RPI 101+ Team's RPI: 257			
RPI	S	Opponent	Score	RPI	S	Opponent	Score	RPI	S	Opponent	Score	RPI	S	Opponent	Score
7	N	Oregon	44 85	49	H	Southern Cal i forn i a	60 71	62	H	Purdue	67 79	139	A	Cal Poly	50 52
15	N	Texas A&M	59 103					65	A	UC Davis	52 76	139	H	Cal Poly	61 67
								65	H	UC Davis	56 68	144	H	Idaho St.	62 64
												156	H	Marist	70 63
												164	H	San Diego	64 63
												193	A	UC Irvine	66 70
												193	H	UC Irvine	67 74
												204	A	UC Santa Barbara	61 71
												204	H	UC Santa Barbara	73 64
												205	A	CSUN	56 54
												205	H	CSUN	58 70
												205	N	CSUN	57 62
												209	H	Montana St.	81 75
												213	A	Seattle U	73 58
												232	A	UC Riverside	57 79
												232	H	UC Riverside	63 57
												277	A	Arizona	65 60
												301	A	Long Beach St.	80 85
												301	H	Long Beach St.	74 66
												305	H	Northern Ariz.	84 68
												317	A	Portland	47 76
												319	A	Cal St. Fullerton	57 69
												319	H	Cal St. Fullerton	59 54
LAST 12 Division I GAMES:															
				205	N	CSUN	57 62	319	H	Cal St. Fullerton	59 54				
				139	H	Cal Poly	61 67	204	A	UC Santa Barbara	61 71				
				204	H	UC Santa Barbara	73 64	139	A	Cal Poly	50 52				
				301	A	Long Beach St.	80 85	232	H	UC Riverside	63 57				
				205	A	CSUN	56 54	205	H	CSUN	58 70				
				65	H	UC Davis	56 68	193	A	UC Irvine	66 70				

Non-Div I Games: Hawai i Paci fic 67 57

Hawai i

Average RPI Win:	280	WON-LOST	WINNING	LAST 10	STRENGTH OF	OPP. STRENGTH	TEAM	ADJ.	CONF.	ADJ CONF.
Average RPI Loss:	143	RECORD	PCT. RANK	GAMES	SCHEDULE	OF SCHEDULE	RPI	RPI	RPI	RPI
DIV. I ONLY	14- 13	164	3- 7	243	284	194	194	27	27	
DIV. I NON-CONF.	4- 5	202	0- 0	146	102	143	143	28	28	

TOTALS	RPI 1-25	RPI 26-50	W-L RECORDS	RPI 51-100	RPI 101-999	RPI 201+				
14- 13	0- 1	0- 0	OVERALL	0- 4	14- 8	13- 4				
6- 6	0- 0	0- 0	HOME	0- 2	6- 4	6- 2				
8- 7	0- 0	0- 0	AWAY	0- 0	8- 3	7- 1				
0- 0	0- 0	0- 0	NEUTRAL	0- 0	0- 0	0- 0				
4- 5	0- 1	0- 0	NON-CONFERENCE	0- 2	4- 2	3- 0				
1- 2	0- 0	0- 0	HOME	0- 1	1- 1	1- 0				
3- 3	0- 1	0- 0	AWAY	0- 1	3- 1	2- 0				
0- 0	0- 0	0- 0	NEUTRAL	0- 0	0- 0	0- 0				
10- 8	0- 0	0- 0	CONFERENCE	0- 2	10- 6	10- 4				
5- 4	0- 0	0- 0	HOME	0- 1	5- 3	5- 2				
5- 4	0- 0	0- 0	AWAY	0- 1	5- 3	5- 2				
0- 0	0- 0	0- 0	NEUTRAL	0- 0	0- 0	0- 0				

RPI	S	Opponent	Score	RPI	S	Opponent	Score	RPI	S	Opponent	Score	RPI	S	Opponent	Score	Team's RPI: 194
18	A	Duke	50 77					67	A	Virginia Tech	63 86	112	A	Ohio	61 64	
								78	H	UAB	61 77	137	A	Radford	47 50	
								87	A	Liberty	49 57	137	H	Radford	48 63	
								87	H	Liberty	42 65	185	H	Davi dson	74 82	
												200	A	Stetson	69 64	
												216	A	Norfol k St.	59 56	
												218	A	UNCG	81 72	
												226	A	UNC Asheville	58 45	
												226	H	UNC Asheville	59 78	
												228	A	Gardner-Webb	47 54	
												228	H	Gardner-Webb	83 80	
												245	A	Presbyteri an	55 62	
												245	H	Presbyteri an	81 55	
												256	A	Campbel l	62 53	
												256	H	Campbel l	44 51	
												307	H	Western Caro.	75 69	
												324	A	Charleston So.	75 74	
												324	H	Charleston So.	52 49	
												343	A	Longwood	75 39	
												343	H	Longwood	62 41	
												344	A	W nthrop	79 58	
												344	H	W nthrop	77 40	

LAST 12 Division I GAMES:																
87	A	Liberty	49 57	226	H	UNC Asheville	59 78									
137	H	Radford	48 63	343	A	Longwood	75 39									
228	A	Gardner-Webb	47 54	256	H	Campbel l	44 51									
324	H	Charleston So.	52 49	87	H	Liberty	42 65									
245	A	Presbyteri an	55 62	324	A	Charleston So.	75 74									
344	H	W nthrop	77 40	137	A	Radford	47 50									

Non-Div I Games: N. C. Wesleyan 111 54 Barton 82 69

High Point

Hofstra				Through Games Of March 7, 2018								
Average RPI	Win:	248	WON-LOST	WINNING	LAST 10	STRENGTH OF	OPP. STRENGTH	TEAM	ADJ.	CONF.	ADJ	
Average RPI	Loss:	136	RECORD	PCT. RANK	GAMES	SCHEDULE	OF SCHEDULE	RPI	RPI	RPI	CONF. RPI	
DIV. I ONLY			11- 19	241	1- 9	229	149	251	251	10	10	
DIV. I NON-CONF.			6- 5	153	0- 0	318	237	233	233	12	12	
<hr/>												
TOTALS	RPI	1-25		RPI	26-50	W-L RECORDS	RPI	51-100	RPI	101-999	RPI	201+
11- 19		0- 0			0- 4	OVERALL		0- 3		11- 12		9- 4
6- 8		0- 0			0- 2	HOME		0- 1		6- 5		5- 1
4- 10		0- 0			0- 2	AWAY		0- 2		4- 6		4- 2
1- 1		0- 0			0- 0	NEUTRAL		0- 0		1- 1		0- 1
6- 5		0- 0			0- 0	NON-CONFERENCE		0- 1		6- 4		5- 1
3- 2		0- 0			0- 0	HOME		0- 0		3- 2		3- 0
2- 3		0- 0			0- 0	AWAY		0- 1		2- 2		2- 1
1- 0		0- 0			0- 0	NEUTRAL		0- 0		1- 0		0- 0
5- 14		0- 0			0- 4	CONFERENCE		0- 2		5- 8		4- 3
3- 6		0- 0			0- 2	HOME		0- 1		3- 3		2- 1
2- 7		0- 0			0- 2	AWAY		0- 1		2- 4		2- 1
0- 1		0- 0			0- 0	NEUTRAL		0- 0		0- 1		0- 1

RPI 1-25				RPI 26-50				RPI 51-100				RPI 101+ Team's RPI: 251			
RPI	S	Opponent	Score	RPI	S	Opponent	Score	RPI	S	Opponent	Score	RPI	S	Opponent	Score
				43	A	Drexel	38 47	63	A	James Madison	56 73	105	N	Wake Forest	69 66
				43	H	Drexel	47 58	63	H	James Madison	42 55	115	A	Delaware	41 61
				45	A	Elon	55 80	92	A	UNLV	52 68	115	H	Delaware	51 58
				45	H	Elon	65 72					132	A	Hartford	49 60
												138	A	Northeastern	54 58
												138	H	Northeastern	50 55
												154	A	William & Mary	53 63
												154	H	William & Mary	65 54
												187	H	Stony Brook	49 73
												199	H	Siena	60 70
												211	A	Columbia	53 75
												240	H	Holy Cross	69 63
												248	A	Sacred Heart	86 81
												255	A	UNCW	69 61
												255	H	UNCW	55 59
												258	H	St. Bonaventure	71 68
												262	A	Col. of Charleston	75 60
												262	H	Col. of Charleston	65 60
												262	N	Col. of Charleston	72 88
												279	A	Towson	72 73
												279	H	Towson	83 72
												322	H	UMBC	71 55
												342	A	Iona	68 43

LAST 12 Division I GAMES:															
				262	N	Col. of Charleston	72 88	115	A	Delaware	41 61				
				138	A	Northeastern	54 58	279	A	Towson	72 73				
				45	A	Elon	55 80	255	H	UNCW	55 59				
				138	H	Northeastern	50 55	154	A	William & Mary	53 63				
				279	H	Towson	83 72	63	A	James Madison	56 73				
				45	H	Elon	65 72	43	H	Drexel	47 58				

Non-Div I Games:

Hofstra

Average RPI Win:	262	WON-LOST	WINNING	LAST 10	STRENGTH OF	OPP. STRENGTH	TEAM	ADJ.	CONF.	ADJ CONF.
Average RPI Loss:	145	RECORD	PCT. RANK	GAMES	SCHEDULE	OF SCHEDULE	RPI	RPI	RPI	RPI
DIV. I ONLY	13- 18	220	3- 7	251	219	240	240	15	15	
DIV. I NON-CONF.	5- 6	187	0- 0	331	314	271	271	18	18	

TOTALS	RPI 1-25	RPI 26-50	W-L RECORDS	RPI 51-100	RPI 101-999	RPI 201+				
13- 18	0- 0	0- 0	OVERALL	0- 8	13- 10	12- 6				
5- 10	0- 0	0- 0	HOME	0- 4	5- 6	5- 4				
8- 8	0- 0	0- 0	AWAY	0- 4	8- 4	7- 2				
0- 0	0- 0	0- 0	NEUTRAL	0- 0	0- 0	0- 0				
5- 6	0- 0	0- 0	NON-CONFERENCE	0- 1	5- 5	5- 2				
2- 3	0- 0	0- 0	HOME	0- 1	2- 2	2- 1				
3- 3	0- 0	0- 0	AWAY	0- 0	3- 3	3- 1				
0- 0	0- 0	0- 0	NEUTRAL	0- 0	0- 0	0- 0				
8- 12	0- 0	0- 0	CONFERENCE	0- 7	8- 5	7- 4				
3- 7	0- 0	0- 0	HOME	0- 3	3- 4	3- 3				
5- 5	0- 0	0- 0	AWAY	0- 4	5- 1	4- 1				
0- 0	0- 0	0- 0	NEUTRAL	0- 0	0- 0	0- 0				

RPI	S	Opponent	Score	RPI	S	Opponent	Score	RPI	S	Opponent	Score	RPI	S	Opponent	Score
RPI 1-25				RPI 26-50				RPI 51-100				RPI 101+ Team's RPI: 240			
55	A	American	57 72	55	H	American	63 68	55	A	American	63 68	119	H	Dartmouth	74 76
77	A	Navy	54 62	77	H	Navy	58 65	153	A	Army West Point	70 62	153	H	Army West Point	57 66
82	H	Albany (NY)	56 65	89	A	Bucknell I	53 67	156	A	Marist	74 85	172	A	Brown	78 82
89	A	Bucknell I	63 72	89	A	Bucknell I	47 71	206	A	Lehigh	65 62	206	H	Lehigh	54 49
89	H	Bucknell I						208	H	Boston College	61 70	230	A	Boston U.	60 57
								230	H	Boston U.	58 64	234	A	Lafayette	69 56
								234	H	Lafayette	65 69	236	A	Loyola Maryland	60 77
								236	H	Loyola Maryland	58 65	250	A	Rider	83 56
								251	A	Hofstra	63 69	287	A	Colgate	71 64
								287	H	Colgate	66 47	287	H	Colgate	61 52
								293	H	Vermont	64 53	295	H	Bryant	59 57
								334	A	Rhode Island	69 63	348	A	UMass Lowell	84 56
LAST 12 Division I GAMES:															
89	A	Bucknell I	53 67	153	H	Army West Point	57 66								
287	H	Colgate	66 47	230	H	Boston U.	58 64								
206	A	Lehigh	65 62	77	A	Navy	54 62								
287	H	Colgate	61 52	236	H	Loyola Maryland	58 65								
55	A	American	57 72	234	A	Lafayette	69 56								
89	A	Bucknell I	63 72	55	H	American	63 68								

Non-Div I Games:

Holy Cross

Average RPI Win:	171	WON-LOST	WINNING	LAST 10	STRENGTH OF	OPP. STRENGTH	TEAM	ADJ.	CONF.	ADJ CONF.
Average RPI Loss:	101	RECORD	PCT. RANK	GAMES	SCHEDULE	OF SCHEDULE	RPI	RPI	RPI	RPI
DIV. I ONLY	20- 11	89	5- 5	122	88	79	79	7	7	
DIV. I NON-CONF.	11- 3	45	0- 0	114	128	38	38	7	7	

TOTALS	RPI 1-25	RPI 26-50	W-L RECORDS	RPI 51-100	RPI 101-999	RPI 201+				
20- 11	0- 3	0- 2	OVERALL	1- 0	19- 6	6- 1				
10- 3	0- 1	0- 1	HOME	0- 0	10- 1	4- 0				
7- 7	0- 2	0- 1	AWAY	0- 0	7- 4	2- 1				
3- 1	0- 0	0- 0	NEUTRAL	1- 0	2- 1	0- 0				
11- 3	0- 1	0- 1	NON-CONFERENCE	1- 0	10- 1	4- 1				
5- 0	0- 0	0- 0	HOME	0- 0	5- 0	3- 0				
3- 3	0- 1	0- 1	AWAY	0- 0	3- 1	1- 1				
3- 0	0- 0	0- 0	NEUTRAL	1- 0	2- 0	0- 0				
9- 8	0- 2	0- 1	CONFERENCE	0- 0	9- 5	2- 0				
5- 3	0- 1	0- 1	HOME	0- 0	5- 1	1- 0				
4- 4	0- 1	0- 0	AWAY	0- 0	4- 3	1- 0				
0- 1	0- 0	0- 0	NEUTRAL	0- 0	0- 1	0- 0				

RPI 1-25				RPI 26-50				RPI 51-100				Team's RPI: 79	RPI 101+			
RPI	S	Opponent	Score	RPI	S	Opponent	Score	RPI	S	Opponent	Score		RPI	S	Opponent	Score
1	H	UConn	35 95	39	A	Rutgers	57 75	87	N	Liberty	75 68		103	A	Cincinnati	57 61
14	A	South Fla.	65 81	46	H	UCF	59 64						103	H	Cincinnati	82 88
15	A	Texas A&M	65 83										107	H	ETSU	88 69
													109	H	George Mason	82 73
													125	A	Tulane	98 92
													125	H	Tulane	72 48
													131	N	Milwaukee	74 59
													134	A	Texas St.	72 67
													138	N	Northeastern	72 64
													151	A	Wichita St.	73 62
													151	H	Wichita St.	73 55
													166	A	UT Arlington	62 58
													184	A	Temple	99 75
													191	H	Memphis	66 55
													192	A	East Carolina	78 80
													192	H	East Carolina	97 81
													197	A	Tulsa	77 83
													197	N	Tulsa	72 98
													208	A	Boston College	74 79
													211	H	Columbia	77 53
													214	A	SMU	85 75
													214	H	SMU	60 56
													222	A	New Orleans	78 66
													252	H	Texas Tech	79 75
													312	H	Incarnate Word	98 67
LAST 12 Division I GAMES:																
197	N	Tulsa	72 98	191	H	Memphis	66 55									
103	A	Cincinnati	57 61	151	A	Wichita St.	73 62									
46	H	UCF	59 64	125	H	Tulane	72 48									
14	A	South Fla.	65 81	214	H	SMU	60 56									
192	H	East Carolina	97 81	192	A	East Carolina	78 80									
197	A	Tulsa	77 83	184	A	Temple	99 75									

Non-Div I Games:

Houston

Average RPI Win:	318	WON-LOST	WINNING	LAST 10	STRENGTH OF	OPP. STRENGTH	TEAM	ADJ.	CONF.	ADJ CONF.
Average RPI Loss:	184	RECORD	PCT. RANK	GAMES	SCHEDULE	OF SCHEDULE	RPI	RPI	RPI	RPI
DIV. I ONLY	6- 18	297	4- 6	295	295	309	309	26	26	
DIV. I NON-CONF.	0- 6	337	0- 0	100	217	315	315	26	26	

TOTALS	RPI 1-25	RPI 26-50	W-L RECORDS	RPI 51-100	RPI 101-999	RPI 201+				
6- 18	0- 1	0- 0	OVERALL	0- 2	6- 15	6- 9				
3- 6	0- 0	0- 0	HOME	0- 1	3- 5	3- 4				
3- 12	0- 1	0- 0	AWAY	0- 1	3- 10	3- 5				
0- 0	0- 0	0- 0	NEUTRAL	0- 0	0- 0	0- 0				
0- 6	0- 1	0- 0	NON-CONFERENCE	0- 0	0- 5	0- 1				
0- 0	0- 0	0- 0	HOME	0- 0	0- 0	0- 0				
0- 6	0- 1	0- 0	AWAY	0- 0	0- 5	0- 1				
0- 0	0- 0	0- 0	NEUTRAL	0- 0	0- 0	0- 0				
6- 12	0- 0	0- 0	CONFERENCE	0- 2	6- 10	6- 8				
3- 6	0- 0	0- 0	HOME	0- 1	3- 5	3- 4				
3- 6	0- 0	0- 0	AWAY	0- 1	3- 5	3- 4				
0- 0	0- 0	0- 0	NEUTRAL	0- 0	0- 0	0- 0				

RPI 1-25				RPI 26-50				RPI 51-100				RPI 101+ Team's RPI: 309			
RPI	S	Opponent	Score	RPI	S	Opponent	Score	RPI	S	Opponent	Score	RPI	S	Opponent	Score
14	A	South Fla.	43 90					91	A	Lamar Uni versi ty	55 90	102	A	Ri ce	45 67
								91	H	Lamar Uni versi ty	51 79	117	H	SFA	54 76
												126	A	Loui si ana Tech	62 85
												128	A	Central Ark.	56 64
												170	A	UTEP	62 69
												174	A	Oral Roberts	56 78
												222	A	New Orleans	52 70
												223	A	A&M-Corpus Christi	49 50
												223	H	A&M-Corpus Christi	68 73
												229	A	Ni choll s St.	45 63
												229	H	Ni choll s St.	61 73
												253	A	Abilene Christian	68 80
												276	A	McNeese	67 61
												276	H	McNeese	74 86
												298	H	Southeastern La.	61 76
												312	A	Incarnate Word	58 56
												312	H	Incarnate Word	67 56
												335	A	Sam Houston St.	69 61
												335	H	Sam Houston St.	65 62
												336	H	Northwestern St.	57 51
												338	A	La. -Monroe	73 77

LAST 12 Division I GAMES:															
223	H	A&M-Corpus Christi	68 73	229	A	Ni choll s St.	45 63								
312	H	Incarnate Word	67 56	128	A	Central Ark.	56 64								
276	A	McNeese	67 61	117	H	SFA	54 76								
91	A	Lamar University	55 90	223	A	A&M-Corpus Christi	49 50								
335	H	Sam Houston St.	65 62	312	A	Incarnate Word	58 56								
336	H	Northwestern St.	57 51	276	H	McNeese	74 86								

Non-Div I Games: LeTourneau 88 43 Paul Quinn 74 54 Huston-Tillotson 76 72 Jarvis Christian 78 30
Houston Baptist

Average RPI Win:	294	WON-LOST	WINNING	LAST 10	STRENGTH OF	OPP. STRENGTH	TEAM	ADJ.	CONF.	ADJ CONF.
Average RPI Loss:	183	RECORD	PCT. RANK	GAMES	SCHEDULE	OF SCHEDULE	RPI	RPI	RPI	RPI
DIV. I ONLY	12- 18	229	5- 5	279	333	269	269	30	30	
DIV. I NON-CONF.	4- 9	249	0- 0	91	268	235	235	30	30	

TOTALS	RPI 1-25	RPI 26-50	W-L RECORDS	RPI 51-100	RPI 101-999	RPI 201+				
12- 18	0- 1	0- 2	OVERALL	0- 1	12- 14	11- 7				
8- 6	0- 0	0- 0	HOME	0- 0	8- 6	7- 2				
4- 11	0- 0	0- 0	AWAY	0- 0	4- 1	4- 1				
0- 1	0- 0	0- 0	NEUTRAL	0- 0	0- 1	0- 1				
4- 9	0- 1	0- 2	NON-CONFERENCE	0- 1	4- 5	4- 1				
4- 2	0- 0	0- 0	HOME	0- 0	4- 2	4- 0				
0- 7	0- 1	0- 2	AWAY	0- 1	0- 3	0- 1				
0- 0	0- 0	0- 0	NEUTRAL	0- 0	0- 0	0- 0				
8- 9	0- 0	0- 0	CONFERENCE	0- 0	8- 9	7- 6				
4- 4	0- 0	0- 0	HOME	0- 0	4- 4	3- 2				
4- 4	0- 0	0- 0	AWAY	0- 0	4- 4	4- 3				
0- 1	0- 0	0- 0	NEUTRAL	0- 0	0- 1	0- 1				

RPI 1-25				RPI 26-50				RPI 51-100				RPI 101+ Team's RPI: 269			
RPI	S	Opponent	Score	RPI	S	Opponent	Score	RPI	S	Opponent	Score	RPI	S	Opponent	Score
17	A	Maryland	49 111	26	A	Georgia	47 87	98	A	Georgetown	41 93	103	A	Cincinnati	53 87
				47	A	Mercer	44 70					122	H	Bethune-Cookman	55 59
												154	H	William & Mary	71 83
												160	A	N. C. A&T	53 91
												160	H	N. C. A&T	68 76
												172	H	Brown	81 85
												179	H	Hampton	68 63
												199	A	Siena	61 72
												216	H	Norfolk St.	53 59
												256	H	Campbell	63 61
												266	A	UMES	52 58
												266	H	UMES	79 83
												270	A	Morgan St.	68 61
												274	H	St. Francis Brooklyn	72 69
												281	H	Fairleigh Dickinson	68 65
												293	A	Vermont	65 88
												299	H	FIU	69 62
												318	A	South Carolina St.	68 58
												320	A	N. C. Central	77 78
												320	H	N. C. Central	69 54
												321	A	Coppin St.	87 69
												333	H	Delaware St.	78 70
												336	A	Florida A&M	59 74
												336	H	Florida A&M	76 65
												336 N		Florida A&M	64 69
												340	A	Savannah St.	87 59

LAST 12 Division I GAMES:															
				336 N		Florida A&M	64 69	266	H	UMES	79 83				
				321	A	Coppin St.	87 69	179	H	Hampton	68 63				
				216	H	Norfolk St.	53 59	270	A	Morgan St.	68 61				
				333	H	Delaware St.	78 70	336	H	Florida A&M	76 65				
				320	A	N. C. Central	77 78	266	A	UMES	52 58				
				160	A	N. C. A&T	53 91	160	H	N. C. A&T	68 76				

Howard

Howard

Non-Div I Games:

Howard

I
U
P
U
I

I
U
P
U
I

I UPU

Page 116

Average RPI Win: 215	WON-LOST RECORD	WINNING PCT. RANK	LAST 10 GAMES	STRENGTH OF SCHEDULE	OPP. STRENGTH OF SCHEDULE	TEAM RPI	ADJ. RPI	CONF. RPI	ADJ CONF. RPI
Average RPI Loss: 135									
DIV. I ONLY	17- 12	119	8- 2	209	134	146	146	19	19
DIV. I NON-CONF.	3- 7	254	0- 0	121	71	208	208	13	13

TOTALS	RPI 1-25	RPI 26-50	W-L RECORDS	RPI 51-100	RPI 101-999	RPI 201+			
17- 12	0- 1	1- 1	OVERALL	0- 3	16- 7	10- 3			
7- 6	0- 0	0- 1	HOME	0- 1	7- 4	4- 1			
9- 5	0- 0	1- 0	AWAY	0- 0	8- 0	5- 0			
1- 1	0- 0	0- 0	NEUTRAL	0- 1	1- 0	1- 0			
3- 7	0- 1	0- 0	NON-CONFERENCE	0- 3	3- 3	2- 2			
1- 3	0- 0	0- 0	HOME	0- 1	1- 2	1- 1			
2- 3	0- 1	0- 0	AWAY	0- 1	2- 1	1- 1			
0- 1	0- 0	0- 0	NEUTRAL	0- 1	0- 0	0- 0			
14- 5	0- 0	1- 1	CONFERENCE	0- 0	13- 4	8- 1			
6- 3	0- 0	0- 1	HOME	0- 0	6- 2	3- 0			
7- 2	0- 0	1- 0	AWAY	0- 0	6- 2	4- 1			
1- 0	0- 0	0- 0	NEUTRAL	0- 0	1- 0	1- 0			

RPI 1-25				RPI 26-50				RPI 51-100				RPI 101+ Team's RPI: 146			
RPI	S	Opponent	Score	RPI	S	Opponent	Score	RPI	S	Opponent	Score	RPI	S	Opponent	Score
6	A	Ohio St.	56 99	37	A	Northern Colo.	79 71	53	A	Ari zona St.	33 77	114	A	Colorado St.	83 69
				37	H	Northern Colo.	72 78	69	N	TCU	76 86	118	A	Portland St.	101 90
								74	H	Wyomi ng	64 70	118	H	Portland St.	61 60
												144	H	Idaho St.	52 62
												148	A	Eastern Wash.	64 71
												148	H	Eastern Wash.	85 71
												150	H	Weber St.	88 105
												198	H	Washington	69 81
												201	A	North Dakota	78 64
												201	H	North Dakota	80 75
												205	A	CSUN	80 75
												209	A	Montana St.	95 77
												209	N	Montana St.	78 74
												213	H	Seattle U	60 68
												235	A	Montana	67 56
												253	A	Abilene Christian	72 82
												272	A	Sacramento St.	64 79
												272	H	Sacramento St.	101 66
												305	A	Northern Ari z.	93 83
												305	H	Northern Ari z.	83 68
												319	H	Cal St. Fullerton	80 60
												329	A	Southern Utah	65 57
												329	H	Southern Utah	74 51
LAST 12 Division I GAMES:															
				209	N	Montana St.	78 74	209	A	Montana St.	95 77				
				329	A	Southern Utah	65 57	148	H	Eastern Wash.	85 71				
				305	A	Northern Ari z.	93 83	272	H	Sacramento St.	101 66				
				150	H	Weber St.	88 105	118	H	Portland St.	61 60				
				144	H	Idaho St.	52 62	201	A	North Dakota	78 64				
				235	A	Montana	67 56	37	A	Northern Colo.	79 71				

Non-Div I Games: Eastern Ore. 84 70

Idaho

Average RPI Win:	236	WON-LOST	WINNING	LAST 10	STRENGTH OF	OPP. STRENGTH	TEAM	ADJ.	CONF.	ADJ CONF.
Average RPI Loss:	148	RECORD	PCT. RANK	GAMES	SCHEDULE	OF SCHEDULE	RPI	RPI	RPI	RPI
DIV. I ONLY	19- 10	87	7- 3	319	163	144	144	19	19	
DIV. I NON-CONF.	6- 3	87	0- 0	323	160	120	120	13	13	

TOTALS	RPI 1-25	RPI 26-50	W-L RECORDS	RPI 51-100	RPI 101-999	RPI 201+				
19- 10	0- 0	0- 2	OVERALL	0- 1	19- 7	11- 3				
7- 3	0- 0	0- 1	HOME	0- 0	7- 2	5- 1				
10- 7	0- 0	0- 0	AWAY	0- 0	10- 0	5- 0				
2- 0	0- 0	0- 0	NEUTRAL	0- 0	2- 0	1- 0				
6- 3	0- 0	0- 0	NON-CONFERENCE	0- 1	6- 2	4- 1				
1- 0	0- 0	0- 0	HOME	0- 0	1- 0	1- 0				
5- 3	0- 0	0- 0	AWAY	0- 1	5- 2	3- 1				
0- 0	0- 0	0- 0	NEUTRAL	0- 0	0- 0	0- 0				
13- 7	0- 0	0- 2	CONFERENCE	0- 0	13- 5	7- 2				
6- 3	0- 0	0- 1	HOME	0- 0	6- 2	4- 1				
5- 4	0- 0	0- 1	AWAY	0- 0	5- 3	2- 1				
2- 0	0- 0	0- 0	NEUTRAL	0- 0	2- 0	1- 0				

RPI 1-25				RPI 26-50				RPI 51-100				RPI 101+				Team's RPI: 144
RPI	S	Opponent	Score	RPI	S	Opponent	Score	RPI	S	Opponent	Score	RPI	S	Opponent	Score	
				37	A	Northern Colo.	52 75	74	A	Wyoming	53 61	111	A	Washington St.	55 72	
				37	H	Northern Colo.	57 63					118	A	Portland St.	88 59	
												118	H	Portland St.	72 64	
												146	A	Idaho	62 52	
												148	A	Eastern Wash.	64 66	
												150	A	Weber St.	73 84	
												150	H	Weber St.	70 76	
												150	N	Weber St.	113 109	
												193	A	UC Irvine	78 72	
												198	A	Washington	79 59	
												201	A	North Dakota	68 55	
												201	H	North Dakota	57 46	
												209	H	Montana St.	60 61	
												213	A	Seattle U	74 69	
												235	H	Montana	72 60	
												239	A	Pepperdine	74 80	
												257	A	Hawaii	64 62	
												272	A	Sacramento St.	85 71	
												272	H	Sacramento St.	83 71	
												305	A	Northern Ariz.	75 55	
												305	H	Northern Ariz.	76 59	
												315	H	Utah St.	64 44	
												323	A	Utah Valley	70 58	
												329	A	Southern Utah	70 76	
												329	H	Southern Utah	66 39	
												329	N	Southern Utah	59 49	

LAST 12 Division I GAMES:																
				150	N	Weber St.	113 109	118	H	Portland St.	72 64					
				329	N	Southern Utah	59 49	272	H	Sacramento St.	83 71					
				235	H	Montana	72 60	201	A	North Dakota	68 55					
				209	H	Montana St.	60 61	37	A	Northern Colo.	52 75					
				148	A	Eastern Wash.	64 66	329	H	Southern Utah	66 39					
				146	A	Idaho	62 52	305	H	Northern Ariz.	76 59					

Non-Div I Games: Westminster (UT) 83 45 Col. of Idaho 89 32

Idaho St.

■ Loss,
 ■ Non-Conf,
 ■ S Site,
 ■ Home
 ■ A Away
 N Neutral

Average RPI Win:	266	WON-LOST	WINNING	LAST 10	STRENGTH OF	OPP. STRENGTH	TEAM	ADJ.	CONF.	ADJ CONF.
Average RPI Loss:	172	RECORD	PCT. RANK	GAMES	SCHEDULE	OF SCHEDULE	RPI	RPI	RPI	RPI
DIV. I ONLY	6- 22	313	1- 9	300	205	332	332	11	11	
DIV. I NON-CONF.	5- 4	146	0- 0	347	345	327	327	15	15	

TOTALS	RPI 1-25	RPI 26-50	W-L RECORDS	RPI 51-100	RPI 101-999	RPI 201+				
6- 22	0- 2	0- 0	OVERALL	0- 4	6- 16	5- 7				
5- 10	0- 1	0- 0	HOME	0- 2	5- 7	4- 3				
1- 11	0- 1	0- 0	AWAY	0- 2	1- 8	1- 4				
0- 1	0- 0	0- 0	NEUTRAL	0- 0	0- 1	0- 0				
5- 4	0- 0	0- 0	NON-CONFERENCE	0- 0	5- 4	4- 4				
4- 2	0- 0	0- 0	HOME	0- 0	4- 2	3- 2				
1- 2	0- 0	0- 0	AWAY	0- 0	1- 2	1- 2				
0- 0	0- 0	0- 0	NEUTRAL	0- 0	0- 0	0- 0				
1- 18	0- 2	0- 0	CONFERENCE	0- 4	1- 12	1- 3				
1- 8	0- 1	0- 0	HOME	0- 2	1- 5	1- 1				
0- 9	0- 1	0- 0	AWAY	0- 2	0- 6	0- 2				
0- 1	0- 0	0- 0	NEUTRAL	0- 0	0- 1	0- 0				

RPI 1-25				RPI 26-50				RPI 51-100				RPI 101+				Team's RPI: 332
RPI	S	Opponent	Score	RPI	S	Opponent	Score	RPI	S	Opponent	Score	RPI	S	Opponent	Score	
22	A	Green Bay	36 65					81	A	IUPUI	43 68	124	A	Cleveland St.	67 70	
22	H	Green Bay	37 66					81	H	IUPUI	46 82	124	H	Cleveland St.	42 64	
								84	A	Wright St.	50 60	131	A	Milwaukee	44 59	
								84	H	Wright St.	53 80	131	H	Milwaukee	53 76	
												140	A	Youngstown St.	63 76	
												140	H	Youngstown St.	52 71	
												189	A	Oakland	78 95	
												189	H	Oakland	63 67	
												189	N	Oakland	46 80	
												196	H	Eastern Mich.	73 70	
												212	H	North Texas	70 67	
												254	A	Northern Ky.	53 61	
												254	H	Northern Ky.	73 55	
												261	H	Indiana St.	55 46	
												268	A	Bradley	48 58	
												289	H	Santa Clara	36 45	
												296	H	Jackson St.	63 76	
												304	A	Loyola Chicago	55 57	
												325	A	Detroit Mercy	60 73	
												325	H	Detroit Mercy	58 61	
												326	A	Fort Wayne	67 51	
												349	H	Evansville	96 77	

LAST 12 Division I GAMES:																
189	N	Oakland	46 80	140	H	Youngstown St.	52 71									
84	H	Wright St.	53 80	124	H	Cleveland St.	42 64									
254	H	Northern Ky.	73 55	81	A	IUPUI	43 68									
22	H	Green Bay	37 66	131	A	Milwaukee	44 59									
189	A	Oakland	78 95	22	A	Green Bay	36 65									
325	A	Detroit Mercy	60 73	254	A	Northern Ky.	53 61									

Non-Div I Games: Bethel (IN) 66 46 Ind.-Northwest 74 56

Ill. -Chicago

Average RPI Win:	257	WON-LOST	WINNING	LAST 10	STRENGTH OF	OPP. STRENGTH	TEAM	ADJ.	CONF.	ADJ CONF.
Average RPI Loss:	73	RECORD	PCT. RANK	GAMES	SCHEDULE	OF SCHEDULE	RPI	RPI	RPI	RPI
DIV. I ONLY	9- 22	279	0- 10	105	75	242	242	3	3	
DIV. I NON-CONF.	9- 5	99	0- 0	244	218	157	157	4	4	

TOTALS	RPI 1-25	RPI 26-50	W-L RECORDS	RPI 51-100	RPI 101-999	RPI 201+				
9- 22	0- 4	0- 3	OVERALL	0- 12	9- 3	6- 1				
6- 10	0- 2	0- 1	HOME	0- 5	6- 2	6- 1				
1- 11	0- 2	0- 2	AWAY	0- 6	1- 1	0- 0				
2- 1	0- 0	0- 0	NEUTRAL	0- 1	2- 0	0- 0				
9- 5	0- 1	0- 0	NON-CONFERENCE	0- 4	9- 0	6- 0				
6- 2	0- 0	0- 0	HOME	0- 2	6- 0	6- 0				
1- 3	0- 1	0- 0	AWAY	0- 2	1- 0	0- 0				
2- 0	0- 0	0- 0	NEUTRAL	0- 0	2- 0	0- 0				
0- 17	0- 3	0- 3	CONFERENCE	0- 8	0- 3	0- 1				
0- 8	0- 2	0- 1	HOME	0- 3	0- 2	0- 1				
0- 8	0- 1	0- 2	AWAY	0- 4	0- 1	0- 0				
0- 1	0- 0	0- 0	NEUTRAL	0- 1	0- 0	0- 0				

RPI 1-25				RPI 26-50				RPI 51-100				RPI 101+ Team's RPI: 242			
RPI	S	Opponent	Score	RPI	S	Opponent	Score	RPI	S	Opponent	Score	RPI	S	Opponent	Score
6	H	Ohio St.	69 88	38	A	Michigan	42 86	52	A	FGCU	61 85	151	N	Wichita St.	68 67
17	A	Maryland	65 100	39	A	Rutgers	37 76	54	A	Indiana	54 70	176	A	Northwestern	61 68
21	H	Iowa	71 84	40	H	Minnesota	75 84	60	A	Nebraska	47 62	176	H	Northwestern	59 74
23	A	Missouri	55 72					60	H	Nebraska	72 80	191	A	Memphis	63 47
								62	A	Purdue	51 64	193	N	UC Irvine	65 59
								62	H	Purdue	54 73	203	H	Wisconsin	61 70
								66	H	Michigan St.	55 67	249	H	Austin Peay	59 47
								67	H	Virginia Tech	49 96	261	H	Indiana St.	81 52
								88	A	New Mexico	68 97	268	H	Bradley	74 62
								93	A	Penn St.	59 68	325	H	Detroit Mercy	73 65
								93	N	Penn St.	57 83	326	H	Fort Wayne	64 50
								100	H	Western Ill.	67 77	346	H	Chicago St.	66 56
LAST 12 Division I GAMES:															
				93	N	Penn St.	57 83	62	H	Purdue	54 73				
				40	H	Minnesota	75 84	60	A	Nebraska	47 62				
				62	A	Purdue	51 64	203	H	Wisconsin	61 70				
				176	A	Northwestern	61 68	93	A	Penn St.	59 68				
				6	H	Ohio St.	69 88	38	A	Michigan	42 86				
				54	A	Indiana	54 70	66	H	Michigan St.	55 67				

Non-Div I Games:

Illinois

Average RPI Win: 251	WON-LOST RECORD	WINNING PCT. RANK	LAST 10 GAMES	STRENGTH OF SCHEDULE	OPP. STRENGTH OF SCHEDULE	TEAM RPI	ADJ. RPI	CONF. RPI	ADJ. CONF. RPI
Average RPI Loss: 162									
DIV. I ONLY	14- 15	190	6- 4	286	247	243	243	24	24
DIV. I NON-CONF.	6- 5	153	0- 0	228	229	191	191	21	21

TOTALS	RPI 1-25	RPI 26-50	W-L RECORDS	RPI 51-100	RPI 101-999	RPI 201+			
14- 15	0- 0	0- 0	OVERALL	0- 4	14- 11	9- 4			
9- 6	0- 0	0- 0	HOME	0- 2	9- 4	6- 1			
4- 9	0- 0	0- 0	AWAY	0- 0	4- 1	3- 1			
1- 0	0- 0	0- 0	NEUTRAL	0- 0	1- 0	0- 0			
6- 5	0- 0	0- 0	NON-CONFERENCE	0- 0	6- 5	3- 0			
4- 2	0- 0	0- 0	HOME	0- 0	4- 2	2- 0			
1- 3	0- 0	0- 0	AWAY	0- 0	1- 3	1- 0			
1- 0	0- 0	0- 0	NEUTRAL	0- 0	1- 0	0- 0			
8- 10	0- 0	0- 0	CONFERENCE	0- 4	8- 6	6- 4			
5- 4	0- 0	0- 0	HOME	0- 2	5- 2	4- 1			
3- 6	0- 0	0- 0	AWAY	0- 2	3- 4	2- 3			
0- 0	0- 0	0- 0	NEUTRAL	0- 0	0- 0	0- 0			

RPI 1-25				RPI 26-50				RPI 51-100				RPI 101+ Team's RPI: 243			
RPI	S	Opponent	Score	RPI	S	Opponent	Score	RPI	S	Opponent	Score	RPI	S	Opponent	Score
								70	A	Drake	64 80	109	A	George Mason	37 56
								70	H	Drake	58 65	124	H	Cleveland St.	47 56
								99	A	Missouri St.	58 75	130	H	Butler	45 56
								99	H	Missouri St.	50 56	131	A	MI lwaukee	59 61
												136	A	UNI	48 66
												136	H	UNI	36 58
												138	N	Northeastern	65 55
												163	H	SIUE	62 47
												173	A	Southern Ill.	39 36
												173	H	Southern Ill.	49 46
												189	A	Oakland	43 64
												196	H	Eastern Mi ch.	65 56
												254	H	Northern Ky.	49 37
												261	A	Indiana St.	49 52
												261	H	Indiana St.	63 53
												268	A	Bradley	53 41
												268	H	Bradley	42 62
												283	H	UMKC	64 53
												297	A	Valparaiso	50 56
												297	H	Valparaiso	63 55
												301	A	Long Beach St.	59 51
												304	A	Loyola Chicago	59 62
												304	H	Loyola Chicago	57 49
												349	A	Evansville	67 43
												349	H	Evansville	70 44

LAST 12 Division I GAMES:															
				268	A	Bradley	53 41					173	A	Southern Ill.	39 36
				70	A	Drake	64 80					297	H	Valparaiso	63 55
				136	A	UNI	48 66					304	H	Loyola Chicago	57 49
				349	H	Evansville	70 44					136	H	UNI	36 58
				261	H	Indiana St.	63 53					70	H	Drake	58 65
				99	A	Missouri St.	58 75					261	A	Indiana St.	49 52

Non-Div I Games:

Illinois St.

Loss, Non-Conf, S Site, H Home A Away N Neutral

Average RPI Win: 288	WON-LOST RECORD	WINNING PCT. RANK	LAST 10 GAMES	STRENGTH OF SCHEDULE	OPP. STRENGTH OF SCHEDULE	TEAM RPI	ADJ. RPI	CONF. RPI	ADJ. CONF. RPI
Average RPI Loss: 178									
DIV. I ONLY	4- 24	329	2- 8	147	327	312	312	26	26
DIV. I NON-CONF.	0- 10	337	0- 0	34	301	289	289	26	26

TOTALS	RPI 1-25	RPI 26-50	W-L RECORDS	RPI 51-100	RPI 101-999	RPI 201+			
4- 24	0- 0	0- 0	OVERALL	0- 5	4- 19	4- 11			
2- 10	0- 0	0- 0	HOME	0- 2	2- 8	2- 5			
2- 14	0- 0	0- 0	AWAY	0- 1	2- 1	2- 1			
0- 0	0- 0	0- 0	NEUTRAL	0- 0	0- 0	0- 0			
0- 10	0- 0	0- 0	NON-CONFERENCE	0- 3	0- 7	0- 2			
0- 3	0- 0	0- 0	HOME	0- 1	0- 2	0- 1			
0- 7	0- 0	0- 0	AWAY	0- 2	0- 5	0- 1			
0- 0	0- 0	0- 0	NEUTRAL	0- 0	0- 0	0- 0			
4- 14	0- 0	0- 0	CONFERENCE	0- 2	4- 12	4- 9			
2- 7	0- 0	0- 0	HOME	0- 1	2- 6	2- 4			
2- 7	0- 0	0- 0	AWAY	0- 1	2- 6	2- 5			
0- 0	0- 0	0- 0	NEUTRAL	0- 0	0- 0	0- 0			

RPI 1-25				RPI 26-50				RPI 51-100				RPI 101+ Team's RPI: 312			
RPI	S	Opponent	Score	RPI	S	Opponent	Score	RPI	S	Opponent	Score	RPI	S	Opponent	Score
								58	A	Oklahoma St.	35 86	102	A	Rice	43 60
								59	H	South Dakota	51 81	110	A	Utah	31 90
								79	A	Houston	67 98	117	A	SFA	49 60
								91	A	Lamar University	54 77	117	H	SFA	50 75
								91	H	Lamar University	47 71	128	H	Central Ark.	35 57
												134	H	Texas St.	33 74
												150	A	Weber St.	55 79
												166	A	UT Arlington	48 61
												222	A	New Orleans	50 52
												222	H	New Orleans	45 72
												223	A	A&M-Corpus Christi	59 75
												223	H	A&M-Corpus Christi	58 62
												229	H	Nicholls St.	64 62
												252	A	Texas Tech	54 80
												253	A	Abilene Christian	56 58
												253	H	Abilene Christian	58 46
												275	H	Massachusetts	45 64
												276	H	McNeese	57 66
												298	A	Southeastern La.	54 65
												309	A	Houston Baptist	56 67
												309	H	Houston Baptist	56 58
												335	A	Sam Houston St.	56 49
												336	A	Northwestern St.	57 53

								LAST 12 Division I GAMES:							
								253	H	Abilene Christian	58 46	253	A	Abilene Christian	56 58
								309	A	Houston Baptist	56 67	298	A	Southeastern La.	54 65
								223	A	A&M-Corpus Christi	59 75	223	H	A&M-Corpus Christi	58 62
								336	A	Northwestern St.	57 53	222	H	New Orleans	45 72
								117	H	SFA	50 75	309	H	Houston Baptist	56 58
								91	H	Lamar University	47 71	222	A	New Orleans	50 52

Non-Div I Games: Mary Hardin-Baylor 76 58

Incarnate Word

Average RPI Win:	126	WON-LOST	WINNING	LAST 10	STRENGTH OF	OPP. STRENGTH	TEAM	ADJ.	CONF.	ADJ CONF.
Average RPI Loss:	44	RECORD	PCT. RANK	GAMES	SCHEDULE	OF SCHEDULE	RPI	RPI	RPI	RPI
DIV. I ONLY	17- 14	147	8- 2	11	30	54	54	3	3	
DIV. I NON-CONF.	7- 6	165	0- 0	20	65	79	79	4	4	

TOTALS	RPI 1-25	RPI 26-50	W-L RECORDS	RPI 51-100	RPI 101-999	RPI 201+				
17- 14	0- 7	2- 2	OVERALL	7- 3	8- 2	5- 0				
10- 5	0- 2	1- 0	HOME	3- 1	6- 2	4- 0				
5- 6	0- 3	1- 1	AWAY	2- 2	2- 0	1- 0				
2- 3	0- 2	0- 1	NEUTRAL	2- 0	0- 0	0- 0				
7- 6	0- 2	0- 1	NON-CONFERENCE	2- 1	5- 2	3- 0				
4- 3	0- 1	0- 0	HOME	1- 0	3- 2	2- 0				
2- 1	0- 0	0- 0	AWAY	0- 1	2- 0	1- 0				
1- 2	0- 1	0- 1	NEUTRAL	1- 0	0- 0	0- 0				
10- 8	0- 5	2- 1	CONFERENCE	5- 2	3- 0	2- 0				
6- 2	0- 1	1- 0	HOME	2- 1	3- 0	2- 0				
3- 5	0- 3	1- 1	AWAY	2- 1	0- 0	0- 0				
1- 1	0- 1	0- 0	NEUTRAL	1- 0	0- 0	0- 0				

RPI 1-25				RPI 26-50				RPI 51-100				Team's RPI: 54	RPI 101+			
RPI	S	Opponent	Score	RPI	S	Opponent	Score	RPI	S	Opponent	Score		RPI	S	Opponent	Score
3	H	Louisville	59 72	31	N	Virginia	72 82	56	H	Western Ky.	73 71		101	H	Auburn	53 65
6	A	Ohio St.	70 85	38	A	Michigan	79 84	60	H	Nebraska	83 75		108	H	Chattanooga	61 64
6	H	Ohio St.	62 77	39	H	Rutgers	64 58	62	A	Purdue	52 44		127	A	Yale	72 68
17	A	Maryland	70 74	40	A	Minnesota	82 70	62	H	Purdue	72 54		176	H	Northwestern	78 73
17	N	Maryland	54 67					66	A	Michigan St.	69 65		181	H	Southern U.	64 49
21	A	Iowa	62 75					66	H	Michigan St.	46 68		203	H	Wisconsin	69 55
23	N	Missouri	55 75					66	N	Michigan St.	111 109		212	H	North Texas	68 63
								78	N	UAB	71 63		221	H	Arkansas St.	93 51
								80	A	Saint Mary's (CA)	82 88		242	H	Illinois	70 54
								93	A	Penn St.	74 77		254	A	Northern Ky.	67 56
LAST 12 Division I GAMES:																
				17	N	Maryland	54 67	242	H	Illinois	70 54					
				66	N	Michigan St.	111 109	176	H	Northwestern	78 73					
				21	A	Iowa	62 75	39	H	Rutgers	64 58					
				40	A	Minnesota	82 70	203	H	Wisconsin	69 55					
				60	H	Nebraska	83 75	66	A	Michigan St.	69 65					
				62	A	Purdue	52 44	17	A	Maryland	70 74					

Non-Div I Games:

Indiana

Average RPI Win: 291	WON-LOST RECORD	WINNING PCT. RANK	LAST 10 GAMES	STRENGTH OF SCHEDULE	OPP. STRENGTH OF SCHEDULE	TEAM RPI	ADJ. RPI	CONF. RPI	ADJ CONF. RPI
Average RPI Loss: 139									
DIV. I ONLY	10- 18	246	5- 5	210	243	261	261	24	24
DIV. I NON-CONF.	1- 9	318	0- 0	112	158	287	287	21	21

TOTALS	RPI 1-25	RPI 26-50	W-L RECORDS	RPI 51-100	RPI 101-999	RPI 201+			
10- 18	0- 1	0- 0	OVERALL	0- 7	10- 10	10- 4			
5- 9	0- 1	0- 0	HOME	0- 3	5- 5	5- 1			
4- 8	0- 0	0- 0	AWAY	0- 3	4- 5	4- 3			
1- 1	0- 0	0- 0	NEUTRAL	0- 1	1- 0	1- 0			
1- 9	0- 1	0- 0	NON-CONFERENCE	0- 3	1- 5	1- 3			
0- 5	0- 1	0- 0	HOME	0- 1	0- 3	0- 1			
0- 3	0- 0	0- 0	AWAY	0- 1	0- 2	0- 2			
1- 1	0- 0	0- 0	NEUTRAL	0- 1	1- 0	1- 0			
9- 9	0- 0	0- 0	CONFERENCE	0- 4	9- 5	9- 1			
5- 4	0- 0	0- 0	HOME	0- 2	5- 2	5- 0			
4- 5	0- 0	0- 0	AWAY	0- 2	4- 3	4- 1			
0- 0	0- 0	0- 0	NEUTRAL	0- 0	0- 0	0- 0			

RPI 1-25				RPI 26-50				RPI 51-100				RPI 101+ Team's RPI: 261			
RPI	S	Opponent	Score	RPI	S	Opponent	Score	RPI	S	Opponent	Score	RPI	S	Opponent	Score
24	H	Central Mich.	67 77					59	N	South Dakota	59 71	121	H	Saint Louis	59 60
								70	A	Drake	64 85	130	H	Butler	51 60
								70	H	Drake	51 84	136	A	UNI	53 59
								75	H	Miami (OH)	56 68	136	H	UNI	46 56
								81	A	IUPUI	57 86	173	A	Southern Ill.	43 54
								99	A	Missouri St.	56 69	173	H	Southern Ill.	45 64
								99	H	Missouri St.	63 77	235	N	Montana	57 45
												241	H	Fla. Atlantic	58 66
												242	A	Illinois	52 81
												243	A	Illinois St.	53 63
												243	H	Illinois St.	52 49
												268	A	Bradley	74 70
												268	H	Bradley	65 50
												297	A	Valparaiso	67 54
												297	H	Valparaiso	64 46
												304	A	Loyola Chicago	73 65
												304	H	Loyola Chicago	74 67
												332	A	Ill.-Chicago	46 55
												349	A	Evansville	66 57
												349	H	Evansville	56 48

LAST 12 Division I GAMES:															
				99	A	Missouri St.	56 69	70	H	Drake	51 84				
				173	A	Southern Ill.	43 54	136	H	UNI	46 56				
				304	H	Loyola Chicago	74 67	349	A	Evansville	66 57				
				297	H	Valparaiso	64 46	297	A	Valparaiso	67 54				
				268	A	Bradley	74 70	304	A	Loyola Chicago	73 65				
				243	A	Illinois St.	53 63	243	H	Illinois St.	52 49				

Non-Div I Games: Missouri S&T 84 51

Indiana St.

Average RPI Win:	347	WON-LOST	WINNING	LAST 10	STRENGTH OF	OPP. STRENGTH	TEAM	ADJ.	CONF.	ADJ CONF.
Average RPI Loss:	196	RECORD	PCT. RANK	GAMES	SCHEDULE	OF SCHEDULE	RPI	RPI	RPI	RPI
DIV. I ONLY	2- 28	345	2- 8	250	291	342	342	28	28	
DIV. I NON-CONF.	0- 11	337	0- 0	141	233	329	329	25	25	

TOTALS	RPI 1-25	RPI 26-50	W-L RECORDS	RPI 51-100	RPI 101-999	RPI 201+				
2- 28	0- 0	0- 2	OVERALL	0- 5	2- 21	2- 14				
1- 13	0- 0	0- 1	HOME	0- 2	1- 10	1- 6				
1- 14	0- 0	0- 1	AWAY	0- 3	1- 10	1- 7				
0- 1	0- 0	0- 0	NEUTRAL	0- 0	0- 1	0- 1				
0- 11	0- 0	0- 0	NON-CONFERENCE	0- 5	0- 6	0- 3				
0- 5	0- 0	0- 0	HOME	0- 2	0- 3	0- 1				
0- 6	0- 0	0- 0	AWAY	0- 3	0- 3	0- 2				
0- 0	0- 0	0- 0	NEUTRAL	0- 0	0- 0	0- 0				
2- 17	0- 0	0- 2	CONFERENCE	0- 0	2- 15	2- 11				
1- 8	0- 0	0- 1	HOME	0- 0	1- 7	1- 5				
1- 8	0- 0	0- 1	AWAY	0- 0	1- 7	1- 5				
0- 1	0- 0	0- 0	NEUTRAL	0- 0	0- 1	0- 1				

RPI 1-25				RPI 26-50				RPI 51-100				RPI 101+				Team's RPI: 342	
RPI	S	Opponent	Score	RPI	S	Opponent	Score	RPI	S	Opponent	Score	RPI	S	Opponent	Score		
36	A	Quinnipiac	47 90	72	A	Duquesne	59 80	156	A	Marist	55 75						
36	H	Quinnipiac	38 74	83	A	Fordham	48 78	156	H	Marist	45 55						
				85	H	Toledo	57 74	183	H	Kansas	58 72						
				89	H	Bucknell	53 60	184	H	Temple	54 59						
				97	A	Jacksonville	62 71	187	A	Stony Brook	46 63						
								199	A	Siena	51 64						
								199	H	Siena	48 70						
								233	A	Niagara	59 73						
								250	A	Rider	53 80						
								250	H	Rider	49 62						
								251	H	Hofstra	43 68						
								264	A	Manhattan	63 67						
								264	H	Manhattan	48 57						
								264	N	Manhattan	39 55						
								273	A	Fairfield	39 59						
								273	H	Fairfield	68 78						
								274	A	St. Francis Brooklyn	63 72						
								277	A	Arizona	58 71						
								284	A	Monmouth	56 68						
								284	H	Monmouth	56 62						
								285	H	Canisius	49 53						
								347	A	Saint Peter's	55 31						
								347	H	Saint Peter's	52 42						
LAST 12 Division I GAMES:																	
264	N	Manhattan	39 55	273	H	Fairfield	68 78										
273	A	Fairfield	39 59	36	A	Quinnipiac	47 90										
156	H	Marist	45 55	156	A	Marist	55 75										
264	H	Manhattan	48 57	347	H	Saint Peter's	52 42										
347	A	Saint Peter's	55 31	250	H	Rider	49 62										
250	A	Rider	53 80	284	A	Monmouth	56 68										

Non-Div I Games:

Iona

Average RPI Win:	123	WON-LOST	WINNING	LAST 10	STRENGTH OF	OPP. STRENGTH	TEAM	ADJ.	CONF.	ADJ CONF.
Average RPI Loss:	41	RECORD	PCT. RANK	GAMES	SCHEDULE	OF SCHEDULE	RPI	RPI	RPI	RPI
DIV. I ONLY	24- 7	37	8- 2	25	66	21	21	3	3	
DIV. I NON-CONF.	12- 1	6	0- 0	28	103	10	10	4	4	

TOTALS	RPI 1-25	RPI 26-50	W-L RECORDS	RPI 51-100	RPI 101-999	RPI 201+				
24- 7	1- 2	5- 2	OVERALL	6- 3	12- 0	5- 0				
13- 3	1- 1	3- 0	HOME	5- 2	4- 0	2- 0				
7- 3	0- 1	1- 1	AWAY	1- 1	5- 0	2- 0				
4- 1	0- 0	1- 1	NEUTRAL	0- 0	3- 0	1- 0				
12- 1	0- 1	2- 0	NON-CONFERENCE	3- 0	7- 0	2- 0				
7- 1	0- 1	1- 0	HOME	3- 0	3- 0	1- 0				
2- 0	0- 0	0- 0	AWAY	0- 0	2- 0	0- 0				
3- 0	0- 0	1- 0	NEUTRAL	0- 0	2- 0	1- 0				
12- 6	1- 1	3- 2	CONFERENCE	3- 3	5- 0	3- 0				
6- 2	1- 0	2- 0	HOME	2- 2	1- 0	1- 0				
5- 3	0- 1	1- 1	AWAY	1- 1	3- 0	2- 0				
1- 1	0- 0	0- 1	NEUTRAL	0- 0	1- 0	0- 0				

RPI	S	Opponent	Score	RPI	S	Opponent	Score	RPI	S	Opponent	Score	RPI	S	Opponent	Score
6	H	Ohio St.	103 89	36	H	Quinnipiac	83 67	54	H	Indiana	75 62	106	A	Iowa St.	61 55
8	H	Florida St.	93 94	38	H	Michigan	82 72	56	H	Western Ky.	104 97	136	A	UNI	71 47
17	A	Maryland	64 80	39	A	Rutgers	77 67	60	A	Nebraska	65 74	147	H	Northern Ill.	105 80
				40	A	Minnesota	72 77	60	H	Nebraska	74 92	159	H	Samford	80 59
				40	H	Minnesota	92 84	62	H	Purdue	70 76	167	N	Charlotte	77 64
				40	N	Minnesota	89 90	66	A	Michigan St.	71 68	176	A	Northwestern	70 61
				45	N	Elon	74 61	70	H	Drake	79 66	176	N	Northwestern	55 45
								93	H	Penn St.	80 76	203	A	Wisconsin	56 46
								96	H	Western Mich.	79 56	203	H	Wisconsin	88 61
												242	A	Illinois	84 71
												270	N	Morgan St.	90 46
												331	H	Ark.-Pine Bluff	85 45

LAST 12 Division I GAMES:															
				40	N	Minnesota	89 90	93	H	Penn St.	80 76				
				176	N	Northwestern	55 45	40	H	Minnesota	92 84				
				54	H	Indiana	75 62	66	A	Michigan St.	71 68				
				39	A	Rutgers	77 67	60	H	Nebraska	74 92				
				203	H	Wisconsin	88 61	6	H	Ohio St.	103 89				
				176	A	Northwestern	70 61	40	A	Minnesota	72 77				

Non-Div I Games:

Iowa

Average RPI Win: 185

Average RPI Loss: 51

WON-LOST
RECORDWINNING
PCT. RANKLAST 10
GAMESSTRENGTH OF
SCHEDULEOPP. STRENGTH
OF SCHEDULETEAM
RPIADJ.
RPICONF.
RPIADJ CONF.
RPIDIV. I ONLY
DIV. I NON-CONF.14- 17
6- 5208
1535- 5
0- 044
10936
93106
133106
1334
54
5

TOTALS

RPI 1-25

RPI 26-50

W-L RECORDS

RPI 51-100

RPI 101-999

RPI 201+

14- 17

0- 7

0- 2

OVERALL

4- 6

10- 2

7- 0

7- 8

0- 3

0- 1

HOME

1- 4

6- 0

5- 0

5- 7

0- 2

0- 1

AWAY

3- 2

2- 2

1- 0

2- 2

0- 2

0- 0

NEUTRAL

0- 0

2- 0

1- 0

6- 5

0- 2

0- 0

NON-CONFERENCE

1- 1

5- 2

4- 0

5- 1

0- 1

0- 0

HOME

1- 0

4- 0

4- 0

0- 3

0- 0

0- 0

AWAY

0- 1

0- 2

0- 0

1- 1

0- 1

0- 0

NEUTRAL

0- 0

1- 0

0- 0

8- 12

0- 5

0- 2

CONFERENCE

3- 5

5- 0

3- 0

2- 7

0- 2

0- 1

HOME

0- 4

2- 0

1- 0

5- 4

0- 2

0- 1

AWAY

3- 1

2- 0

1- 0

1- 1

0- 1

0- 0

NEUTRAL

0- 0

1- 0

1- 0

RPI 1-25

RPI	S	Opponent	Score
4	A	Bayl or	49 89
4	H	Bayl or	50 79
12	A	Texas	55 87
12	H	Texas	59 72
12	N	Texas	69 81
21	H	Iowa	55 61
24	N	Central Mich.	60 81

RPI 26-50

RPI	S	Opponent	Score
34	A	Okl ahoma	71 80
34	H	Okl ahoma	69 74

RPI 51-100

RPI	S	Opponent	Score
58	A	Okl ahoma St.	78 69
58	H	Okl ahoma St.	73 81
59	H	South Dakota	81 76
64	A	West Vi rgi ni a	49 57
64	H	West Vi rgi ni a	59 69
69	A	TCU	66 63
69	H	TCU	52 75
70	A	Drake	80 83
90	A	Kansas St.	80 45
90	H	Kansas St.	60 67

RPI 101+

Team's RPI: 106

RPI	S	Opponent	Score
125	N	Tul ane	67 64
136	A	UNI	53 57
152	A	Vanderbi l t	74 77
183	A	Kansas	65 56
183	H	Kansas	71 69
229	H	Ni chol l s St.	75 47
232	H	UC Ri versi de	89 66
252	A	Texas Tech	66 54
252	H	Texas Tech	69 57
252	N	Texas Tech	74 49
283	H	UMKC	61 45
320	H	N. C. Central	99 58

LAST 12 Division I GAMES:

12	N	Texas	69 81	69	A	TCU	66 63
252	N	Texas Tech	74 49	58	H	Okl ahoma St.	73 81
183	A	Kansas	65 56	90	A	Kansas St.	80 45
12	H	Texas	59 72	69	H	TCU	52 75
34	A	Okl ahoma	71 80	12	A	Texas	55 87
252	H	Texas Tech	69 57	58	A	Okl ahoma St.	78 69

Non-Div I Games:

Iowa St.

Loss,
 Non-Conf,
 S Site,
 H Home
 A Away
 N Neutral

Average RPI Win: 304

Average RPI Loss: 244

WON-LOST
RECORDWINNING
PCT. RANKLAST 10
GAMESSTRENGTH OF
SCHEDULEOPP. STRENGTH
OF SCHEDULETEAM
RPIADJ.
RPICONF.
RPIADJ CONF.
RPIDIV. I ONLY
DIV. I NON-CONF.12- 12
2- 3178
2144- 6
0- 0349
349346
311296
342296
34232
3232
32

TOTALS

RPI 1-25

RPI 26-50

W-L RECORDS

RPI 51-100

RPI 101-999

RPI 201+

12- 12
6- 4
6- 8
0- 00- 0
0- 0
0- 0
0- 00- 0
0- 0
0- 0
0- 0OVERALL
HOME
AWAY
NEUTRAL0- 0
0- 0
0- 0
0- 012- 12
6- 4
6- 1
0- 012- 9
6- 3
6- 1
0- 02- 3
0- 1
2- 2
0- 00- 0
0- 0
0- 0
0- 00- 0
0- 0
0- 0
0- 0NON-CONFERENCE
HOME
AWAY
NEUTRAL0- 0
0- 0
0- 0
0- 02- 3
0- 1
2- 2
0- 02- 2
0- 1
2- 1
0- 010- 9
6- 3
4- 6
0- 00- 0
0- 0
0- 0
0- 00- 0
0- 0
0- 0
0- 0CONFERENCE
HOME
AWAY
NEUTRAL0- 0
0- 0
0- 0
0- 010- 9
6- 3
4- 6
0- 010- 7
6- 2
4- 5
0- 0

RPI 1-25				RPI 26-50				RPI 51-100				RPI 101+				Team's RPI: 296	
RPI	S	Opponent	Score	RPI	S	Opponent	Score	RPI	S	Opponent	Score	RPI	S	Opponent	Score		
												181	A	Southern U.	76	86	
												181	H	Southern U.	58	68	
												191	A	Memphi s	53	64	
												220	A	Texas Southern	66	71	
												220	H	Texas Southern	74	77	
												224	A	Grambl ing	89	93	
												224	H	Grambl ing	82	70	
												229	H	Ni chol l s St.	64	90	
												236	A	Prai rie View	64	66	
												236	A	Prai rie View	73	85	
												236	H	Prai rie View	70	61	
												291	A	Al corn	74	51	
												291	H	Al corn	94	69	
												311	A	Al abama A&M	68	58	
												311	H	Al abama A&M	59	43	
												314	A	Al abama St.	69	50	
												314	H	Al abama St.	70	61	
												331	A	Ark. -Pi ne Bl uff	60	54	
												331	H	Ark. -Pi ne Bl uff	60	66	
												332	A	Ill. -Chi cago	76	63	
												335	A	Sam Houston St.	68	74	
												341	A	Mi ssi ssi ppi Val .	61	72	
												341	H	Mi ssi ssi ppi Val .	68	67	
												346	A	Chi cago St.	87	69	
LAST 12 Division I GAMES:																	
				236	A	Prai rie View	64	66				236	A	Prai rie View	73	85	
				311	A	Al abama A&M	68	58				220	A	Texas Southern	66	71	
				314	A	Al abama St.	69	50				181	H	Southern U.	58	68	
				331	H	Ark. -Pi ne Bl uff	60	66				291	H	Al corn	94	69	
				341	H	Mi ssi ssi ppi Val .	68	67				331	A	Ark. -Pi ne Bl uff	60	54	
				224	A	Grambl ing	89	93				341	A	Mi ssi ssi ppi Val .	61	72	

Non-Div I Games:

Phi l ander Smi th

88 56

Mi l l saps

79 41

LSU-Shreveport

85 86

Spring Hi l l

77 50
Jackson St.

Average RPI Win:	265	WON-LOST	WINNING	LAST 10	STRENGTH OF	OPP. STRENGTH	TEAM	ADJ.	CONF.	ADJ CONF.
Average RPI Loss:	82	RECORD	PCT. RANK	GAMES	SCHEDULE	OF SCHEDULE	RPI	RPI	RPI	RPI
DIV. I ONLY	21- 7	45	9- 1	294	235	97	97	23	23	
DIV. I NON-CONF.	7- 5	132	0- 0	208	198	106	106	22	22	

TOTALS	RPI 1-25	RPI 26-50	W-L RECORDS	RPI 51-100	RPI 101-999	RPI 201+				
21- 7	0- 2	0- 0	OVERALL	0- 3	21- 2	17- 0				
11- 1	0- 0	0- 0	HOME	0- 1	11- 0	10- 0				
9- 6	0- 2	0- 0	AWAY	0- 2	9- 2	6- 0				
1- 0	0- 0	0- 0	NEUTRAL	0- 0	1- 0	1- 0				
7- 5	0- 2	0- 0	NON-CONFERENCE	0- 1	7- 2	5- 0				
3- 0	0- 0	0- 0	HOME	0- 0	3- 0	3- 0				
3- 5	0- 2	0- 0	AWAY	0- 1	3- 2	1- 0				
1- 0	0- 0	0- 0	NEUTRAL	0- 0	1- 0	1- 0				
14- 2	0- 0	0- 0	CONFERENCE	0- 2	14- 0	12- 0				
8- 1	0- 0	0- 0	HOME	0- 1	8- 0	7- 0				
6- 1	0- 0	0- 0	AWAY	0- 1	6- 0	5- 0				
0- 0	0- 0	0- 0	NEUTRAL	0- 0	0- 0	0- 0				

RPI 1-25				RPI 26-50				RPI 51-100 Team's RPI: 97				RPI 101+			
RPI	S	Opponent	Score	RPI	S	Opponent	Score	RPI	S	Opponent	Score	RPI	S	Opponent	Score
8	A	Florida St.	50 82					52	A	FGCU	58 63	122	A	Bethune-Cookman	68 58
16	A	NC State	44 64					52	H	FGCU	63 65	168	A	South Ala.	60 58
								94	A	Alabama	60 75	177	A	Florida	59 69
												178	A	Troy	88 89
												200	A	Stetson	61 54
												200	H	Stetson	73 63
												229	A	Nicholls St.	69 61
												238	A	North Florida	66 48
												238	H	North Florida	83 77
												238	H	North Florida	64 43
												254	N	Northern Ky.	61 49
												260	A	Lipscomb	70 63
												260	H	Lipscomb	70 48
												284	H	Monmouth	74 65
												300	A	Kennesaw St.	67 49
												300	H	Kennesaw St.	79 52
												300	H	Kennesaw St.	84 49
												303	A	USC Upstate	71 45
												303	H	USC Upstate	65 49
												339	A	NJIT	88 58
												339	H	NJIT	73 53
												340	H	Savannah St.	74 46
												342	H	Iona	71 62

LAST 12 Division I GAMES:															
238	H	North Florida	83 77	300	A	Kennesaw St.	67 49								
300	H	Kennesaw St.	79 52	200	A	Stetson	61 54								
238	H	North Florida	64 43	52	H	FGCU	63 65								
339	H	NJIT	73 53	200	H	Stetson	73 63								
303	H	USC Upstate	65 49	52	A	FGCU	58 63								
260	A	Lipscomb	70 63	303	A	USC Upstate	71 45								

Non-Div I Games: Flagler 79 52 Edward Waters 79 58 Webber Int'l 64 43

Jacksonville

Average RPI Win: 269		WON-LOST RECORD	WINNING PCT. RANK	LAST 10 GAMES	STRENGTH OF SCHEDULE	OPP. STRENGTH OF SCHEDULE	TEAM RPI	ADJ. RPI	CONF. RPI	ADJ. CONF. RPI
Average RPI Loss: 150										
DIV. I ONLY		17- 12	119	6- 4	237	293	162	162	25	25
DIV. I NON-CONF.		4- 5	202	0- 0	261	183	216	216	27	27
TOTALS		RPI 1-25	RPI 26-50	W-L RECORDS		RPI 51-100	RPI 101-999	RPI 201+		
17- 12	0- 1		0- 0	OVERALL		0- 4	17- 7	13- 3		
8- 4	0- 1		0- 0	HOME		0- 1	8- 2	7- 1		
7- 7	0- 0		0- 0	AWAY		0- 2	7- 1	6- 0		
2- 1	0- 0		0- 0	NEUTRAL		0- 1	2- 0	0- 0		
4- 5	0- 1		0- 0	NON-CONFERENCE		0- 1	4- 3	3- 1		
2- 1	0- 1		0- 0	HOME		0- 0	2- 0	2- 0		
1- 4	0- 0		0- 0	AWAY		0- 1	1- 3	1- 1		
1- 0	0- 0		0- 0	NEUTRAL		0- 0	1- 0	0- 0		
13- 7	0- 0		0- 0	CONFERENCE		0- 3	13- 4	10- 2		
6- 3	0- 0		0- 0	HOME		0- 1	6- 2	5- 1		
6- 3	0- 0		0- 0	AWAY		0- 1	6- 2	5- 1		
1- 1	0- 0		0- 0	NEUTRAL		0- 1	1- 0	0- 0		

RPI 1-25				RPI 26-50				RPI 51-100				RPI 101+				Team's RPI: 162	
RPI	S	Opponent	Score	RPI	S	Opponent	Score	RPI	S	Opponent	Score	RPI	S	Opponent	Score		
8	H	Florida St.	51 75					57	A	Belmont	55 71	123	A	Seton Hall	54 73		
								57	H	Belmont	35 66	158	H	UT Martin	57 61		
								57	N	Belmont	53 63	163	A	SIUE	41 65		
								75	A	Miami (OH)	55 58	165	A	Clemson	45 53		
												190	A	Morehead St.	67 65		
												190	H	Morehead St.	70 64		
												190	N	Morehead St.	69 56		
												192	N	East Carolina	82 73		
												222	A	New Orleans	59 54		
												231	H	Southeast Mo. St.	55 48		
												249	A	Austin Peay	51 50		
												249	H	Austin Peay	65 47		
												294	A	Murray St.	59 55		
												294	H	Murray St.	97 65		
												306	A	Georgia St.	41 55		
												311	H	Alabama A&M	49 33		
												313	A	Tennessee Tech	73 59		
												313	H	Tennessee Tech	58 60		
												316	A	Eastern Ky.	44 48		
												316	H	Eastern Ky.	65 51		
												330	A	Tennessee St.	75 56		
												330	H	Tennessee St.	62 61		
												334	H	Rhode Island	63 53		
												345	A	Eastern Ill.	59 50		
LAST 12 Division I GAMES:																	
								57	N	Belmont	53 63	330	H	Tennessee St.	62 61		
								190	N	Morehead St.	69 56	313	H	Tennessee Tech	58 60		
								313	A	Tennessee Tech	73 59	163	A	SIUE	41 65		
								57	H	Belmont	35 66	345	A	Eastern Ill.	59 50		
								249	A	Austin Peay	51 50	231	H	Southeast Mo. St.	55 48		
								294	A	Murray St.	59 55	158	H	UT Martin	57 61		

Non-Div I Games:	Stillman	93	38	Brewton-Parker	103	44
------------------	----------	----	----	----------------	-----	----

Jacksonville St.

Loss, Non-Conf, S Site, H Home A Away N Neutral

Average RPI	Win: 200	WON-LOST	WINNING	LAST 10	STRENGTH OF	OPP. STRENGTH	TEAM	ADJ.	CONF.	ADJ CONF.
Average RPI	Loss: 46	RECORD	PCT. RANK	GAMES	SCHEDULE	OF SCHEDULE	RPI	RPI	RPI	RPI
DIV. I ONLY	20- 9	68	8- 2	78	105	63	63	10	10	
DIV. I NON-CONF.	4- 7	226	0- 0	72	22	174	174	12	12	

TOTALS	RPI 1-25	RPI 26-50	W-L RECORDS	RPI 51-100	RPI 101-999	RPI 201+				
20- 9	0- 2	2- 5	OVERALL	1- 1	17- 1	11- 0				
12- 3	0- 1	2- 1	HOME	1- 0	9- 1	6- 0				
8- 5	0- 1	0- 3	AWAY	0- 1	8- 0	5- 0				
0- 1	0- 0	0- 1	NEUTRAL	0- 0	0- 0	0- 0				
4- 7	0- 2	0- 3	NON-CONFERENCE	1- 1	3- 1	3- 0				
3- 3	0- 1	0- 1	HOME	1- 0	2- 1	2- 0				
1- 3	0- 1	0- 1	AWAY	0- 1	1- 0	1- 0				
0- 1	0- 0	0- 1	NEUTRAL	0- 0	0- 0	0- 0				
16- 2	0- 0	2- 2	CONFERENCE	0- 0	14- 0	8- 0				
9- 0	0- 0	2- 0	HOME	0- 0	7- 0	4- 0				
7- 2	0- 0	0- 2	AWAY	0- 0	7- 0	4- 0				
0- 0	0- 0	0- 0	NEUTRAL	0- 0	0- 0	0- 0				

RPI 1-25				RPI 26-50				RPI 51-100				Team's RPI: 63	RPI 101+			
RPI	S	Opponent	Score	RPI	S	Opponent	Score	RPI	S	Opponent	Score		RPI	S	Opponent	Score
8	H	Florida St.	63 79	29	N	Villanova	57 60	71	A	St. John's (NY)	64 81		115	A	Delaware	56 53
9	A	Tennessee	60 89	33	A	Dayton	54 82	87	H	Liberty	58 47		115	H	Delaware	67 56
				39	H	Rutgers	63 76						135	H	Saint Joseph's	66 73
				43	A	Drexel	71 73						138	A	Northeastern	60 57
				43	H	Drexel	56 48						138	H	Northeastern	72 43
				45	A	Elon	43 50						154	A	William & Mary	86 41
				45	H	Elon	70 67						154	H	William & Mary	70 64
LAST 12 Division I GAMES:																
154	H	William & Mary	70 64	138	H	Northeastern	72 43									
115	H	Delaware	67 56	45	A	Elon	43 50	154	A	William & Mary	86 41					
43	A	Drexel	71 73	262	H	Col. of Charleston	67 53	251	H	Hofstra	73 56					
255	H	UNCW	65 48	251	H	Hofstra	73 56	255	A	UNCW	63 48					
115	A	Delaware	56 53	255	H	UNCW	65 48	262	A	Col. of Charleston	67 45					
279	A	Towson	64 55	262	H	Col. of Charleston	67 53	279	A	Towson	64 55					
				279	H	Towson	69 45	293	A	Vermont	68 56					
								295	H	Bryant	67 36					
								328	H	Wagner	68 45					

Non-Div I Games:

James Madison

Average RPI Win: 201
Average RPI Loss: 68

WON-LOST
RECORD

WINNING
PCT. RANK

LAST 10
GAMES

STRENGTH OF
SCHEDULE

OPP. STRENGTH
OF SCHEDULE

TEAM
RPI

ADJ.
RPI

CONF.
RPI

ADJ CONF.
RPI

DIV. I ONLY	12- 18	229	1- 9	88	63	183	183	4	4
DIV. I NON-CONF.	9- 2	33	0- 0	240	272	104	104	5	5
TOTALS	RPI 1-25	RPI 26-50	W-L RECORDS	RPI 51-100	RPI 101-999	RPI 201+			
12- 18	0- 4	0- 2	OVERALL	2- 9	10- 3	7- 1			
10- 8	0- 2	0- 1	HOME	2- 3	8- 2	5- 1			
2- 9	0- 2	0- 1	AWAY	0- 5	2- 1	2- 0			
0- 1	0- 0	0- 0	NEUTRAL	0- 1	0- 0	0- 0			
9- 2	0- 0	0- 0	NON-CONFERENCE	0- 2	9- 0	6- 0			
8- 1	0- 0	0- 0	HOME	0- 1	8- 0	5- 0			
1- 1	0- 0	0- 0	AWAY	0- 1	1- 0	1- 0			
0- 0	0- 0	0- 0	NEUTRAL	0- 0	0- 0	0- 0			
3- 16	0- 4	0- 2	CONFERENCE	2- 7	1- 3	1- 1			
2- 7	0- 2	0- 1	HOME	2- 2	0- 2	0- 1			
1- 8	0- 2	0- 1	AWAY	0- 4	1- 1	1- 0			
0- 1	0- 0	0- 0	NEUTRAL	0- 1	0- 0	0- 0			

RPI	S	Opponent	Score	RPI	S	Opponent	Score	RPI	S	Opponent	Score	RPI	S	Opponent	Score	Team's RPI: 183
4	A	Bayl or	51 88	34	A	Okl ahoma	64 97	58	A	Okl ahoma St.	63 92	102	H	Ri ce	73 65	
4	H	Bayl or	48 83	34	H	Okl ahoma	52 72	58	H	Okl ahoma St.	66 59	106	A	Iowa St.	69 71	
12	A	Texas	62 79					60	H	Nebraska	49 66	106	H	Iowa St.	56 65	
12	H	Texas	41 55					64	A	West Vi rgi ni a	46 76	127	H	Yale	81 75	
								64	H	West Vi rgi ni a	54 74	143	H	Arkansas	71 60	
								69	A	TCU	66 76	220	H	Texas Southern	72 37	
								69	H	TCU	86 77	231	H	Southeast Mo. St.	51 50	
								71	A	St. John's (NY)	53 65	252	A	Texas Tech	60 47	
								90	A	Kansas St.	67 91	252	H	Texas Tech	56 68	
								90	H	Kansas St.	59 63	256	H	Campbel l	66 48	
								90	N	Kansas St.	63 72	283	H	UMKC	63 48	
												333	H	Del aware St.	81 49	
												342	A	Iona	72 58	
LAST 12 Di vi si on I GAMES:																
								90	N	Kansas St.	63 72	34	H	Okl ahoma	52 72	
								106	H	Iowa St.	56 65	58	A	Okl ahoma St.	63 92	
								90	A	Kansas St.	67 91	12	H	Texas	41 55	
								58	H	Okl ahoma St.	66 59	90	H	Kansas St.	59 63	
								4	A	Bayl or	51 88	34	A	Okl ahoma	64 97	
								64	A	West Vi rgi ni a	46 76	69	A	TCU	66 76	

Non-Di v I Games:

Kansas

Average RPI Win:	293	WON-LOST	WINNING	LAST 10	STRENGTH OF	OPP. STRENGTH	TEAM	ADJ.	CONF.	ADJ CONF.
Average RPI Loss:	161	RECORD	PCT. RANK	GAMES	SCHEDULE	OF SCHEDULE	RPI	RPI	RPI	RPI
DIV. I ONLY	6- 19	303	2- 8	258	211	300	300	23	23	
DIV. I NON-CONF.	3- 7	254	0- 0	267	79	252	252	22	22	

TOTALS	RPI 1-25	RPI 26-50	W-L RECORDS	RPI 51-100	RPI 101-999	RPI 201+				
6- 19	0- 1	0- 0	OVERALL	0- 7	6- 11	5- 6				
3- 6	0- 0	0- 0	HOME	0- 2	3- 4	2- 3				
3- 11	0- 0	0- 0	AWAY	0- 4	3- 7	3- 3				
0- 2	0- 1	0- 0	NEUTRAL	0- 1	0- 0	0- 0				
3- 7	0- 1	0- 0	NON-CONFERENCE	0- 2	3- 4	3- 0				
1- 1	0- 0	0- 0	HOME	0- 0	1- 1	1- 0				
2- 4	0- 0	0- 0	AWAY	0- 1	2- 3	2- 0				
0- 2	0- 1	0- 0	NEUTRAL	0- 1	0- 0	0- 0				
3- 12	0- 0	0- 0	CONFERENCE	0- 5	3- 7	2- 6				
2- 5	0- 0	0- 0	HOME	0- 2	2- 3	1- 3				
1- 7	0- 0	0- 0	AWAY	0- 3	1- 4	1- 3				
0- 0	0- 0	0- 0	NEUTRAL	0- 0	0- 0	0- 0				

RPI 1-25				RPI 26-50				RPI 51-100				RPI 101+ Team's RPI: 300			
RPI	S	Opponent	Score	RPI	S	Opponent	Score	RPI	S	Opponent	Score	RPI	S	Opponent	Score
17	N	Maryland	35 89					52	A	FGCU	51 78	161	A	Ole Miss	63 92
								52	H	FGCU	57 78	165	A	Clemson	28 41
								68	A	Georgia Tech	48 86	188	A	Furman	59 78
								73	N	Maine	39 75	192	H	East Carolina	56 66
								97	A	Jacksonville	49 84	200	A	Stetson	53 96
								97	A	Jacksonville	52 79	200	H	Stetson	66 49
								97	H	Jacksonville	49 67	238	A	North Florida	72 77
												238	H	North Florida	44 68
												245	A	Presbyterian	60 51
												260	A	Lipscomb	52 69
												260	H	Lipscomb	62 64
												303	A	USC Upstate	61 65
												303	H	USC Upstate	64 70
												306	H	Georgia St.	71 61
												327	A	Ga. Southern	60 58
												339	A	NJIT	61 58
												339	H	NJIT	80 65

LAST 12 Division I GAMES:															
				97	A	Jacksonville	52 79	339	A	NJIT	61 58				
				260	A	Lipscomb	52 69	303	H	USC Upstate	64 70				
				52	A	FGCU	51 78	339	H	NJIT	80 65				
				200	A	Stetson	53 96	303	A	USC Upstate	61 65				
				238	H	North Florida	44 68	200	H	Stetson	66 49				
				97	H	Jacksonville	49 67	52	H	FGCU	57 78				

Non-Div I Games: Middle Ga. St. 81 65

Kennesaw St.

Average RPI Win:	204	WON-LOST	WINNING	LAST 10	STRENGTH OF	OPP. STRENGTH	TEAM	ADJ.	CONF.	ADJ CONF.
Average RPI Loss:	81	RECORD	PCT. RANK	GAMES	SCHEDULE	OF SCHEDULE	RPI	RPI	RPI	RPI
DIV. I ONLY	13- 19	228	2- 8	83	89	149	149	8	8	
DIV. I NON-CONF.	7- 5	132	0- 0	125	120	96	96	8	8	

TOTALS	RPI 1-25	RPI 26-50	W-L RECORDS	RPI 51-100	RPI 101-999	RPI 201+				
13- 19	0- 5	0- 3	OVERALL	2- 5	11- 6	6- 2				
4- 7	0- 1	0- 1	HOME	0- 3	4- 2	3- 0				
7- 8	0- 0	0- 0	AWAY	2- 0	5- 2	2- 0				
2- 4	0- 2	0- 1	NEUTRAL	0- 1	2- 0	1- 0				
7- 5	0- 1	0- 2	NON-CONFERENCE	0- 2	7- 0	4- 0				
1- 1	0- 0	0- 0	HOME	0- 1	1- 0	1- 0				
4- 1	0- 0	0- 1	AWAY	0- 0	4- 0	2- 0				
2- 3	0- 1	0- 1	NEUTRAL	0- 1	2- 0	1- 0				
6- 14	0- 4	0- 1	CONFERENCE	2- 3	4- 6	2- 2				
3- 6	0- 1	0- 1	HOME	0- 2	3- 2	2- 0				
3- 7	0- 2	0- 0	AWAY	2- 1	1- 4	0- 2				
0- 1	0- 1	0- 0	NEUTRAL	0- 0	0- 0	0- 0				

RPI 1-25				RPI 26-50				RPI 51-100				RPI 101+ Team's RPI: 149			
RPI	S	Opponent	Score	RPI	S	Opponent	Score	RPI	S	Opponent	Score	RPI	S	Opponent	Score
13	N	Stanford	54 79	32	N	Gonzaga	57 77	52	N	FGCU	62 80	112	A	Ohio	78 79
20	A	Buffalo	42 80	38	A	Michigan	41 54	75	A	Miami (OH)	35 58	112	H	Ohio	65 78
20	H	Buffalo	51 81	44	H	Ball St.	58 79	75	H	Miami (OH)	59 65	133	A	Robert Morris	46 31
20	N	Buffalo	50 72					84	H	Wright St.	60 72	140	A	Youngstown St.	55 44
24	A	Central Mich.	84 88					85	A	Toledo	62 55	147	A	Northern Ill.	79 81
								85	A	Toledo	80 76	147	H	Northern Ill.	62 72
								96	H	Western Mich.	61 66	191	N	Memphis	70 55
												196	A	Eastern Mich.	67 60
												196	H	Eastern Mich.	76 69
												207	A	Bowling Green	50 60
												207	H	Bowling Green	81 57
												225	A	Akron	60 75
												225	H	Akron	60 55
												254	A	Northern Ky.	59 54
												298	N	Southeastern La.	81 60
												316	A	Eastern Ky.	65 57
												325	H	Detroit Mercy	82 74

LAST 12 Division I GAMES:															
20	N	Buffalo	50 72	75	H	Miami (OH)	59 65								
85	A	Toledo	80 76	112	H	Ohio	65 78								
75	A	Miami (OH)	35 58	20	A	Buffalo	42 80								
20	H	Buffalo	51 81	147	H	Northern Ill.	62 72								
225	H	Akron	60 55	207	H	Bowling Green	81 57								
112	A	Ohio	78 79	225	A	Akron	60 75								

Non-Div I Games:

Kent St.

Average RPI	Win: 195	WON-LOST RECORD	WINNING PCT. RANK	LAST 10 GAMES	STRENGTH OF SCHEDULE	OPP. STRENGTH OF SCHEDULE	TEAM RPI	ADJ. RPI	CONF. RPI	ADJ CONF. RPI
Average RPI	Loss: 32									
DIV. I ONLY	15- 17	196	4- 6	15	52	86	86	2	2	
DIV. I NON-CONF.	8- 6	143	0- 0	113	130	116	116	2	2	

TOTALS	RPI 1-25	RPI 26-50	W-L RECORDS	RPI 51-100	RPI 101-999	RPI 201+				
15- 17	0- 10	0- 4	OVERALL	2- 1	13- 2	6- 0				
9- 7	0- 4	0- 3	HOME	1- 0	8- 0	5- 0				
5- 9	0- 5	0- 1	AWAY	0- 1	5- 2	1- 0				
1- 1	0- 1	0- 0	NEUTRAL	1- 0	0- 0	0- 0				
8- 6	0- 2	0- 2	NON-CONFERENCE	0- 1	8- 1	6- 0				
6- 2	0- 1	0- 1	HOME	0- 0	6- 0	5- 0				
2- 4	0- 1	0- 1	AWAY	0- 1	2- 1	1- 0				
0- 0	0- 0	0- 0	NEUTRAL	0- 0	0- 0	0- 0				
7- 11	0- 8	0- 2	CONFERENCE	2- 0	5- 1	0- 0				
3- 5	0- 3	0- 2	HOME	1- 0	2- 0	0- 0				
3- 5	0- 4	0- 0	AWAY	0- 0	3- 1	0- 0				
1- 1	0- 1	0- 0	NEUTRAL	1- 0	0- 0	0- 0				

RPI 1-25				RPI 26-50				RPI 51-100 Team's RPI: 86				RPI 101+			
RPI	S	Opponent	Score	RPI	S	Opponent	Score	RPI	S	Opponent	Score	RPI	S	Opponent	Score
3	H	Louisville	63 87	26	H	Georgia	42 56	52	A	FGCU	64 70	101	H	Auburn	65 48
4	A	Baylor	63 90	28	H	LSU	70 72	94	H	Alabama	79 54	104	A	Middle Tenn.	57 62
5	A	Mississippi St.	55 74	42	H	California	52 62	94	N	Alabama	71 64	111	A	Washington St.	73 68
5	H	Mississippi St.	63 85	50	A	Miami (FL)	54 65					143	A	Arkansas	76 65
5	N	Mississippi St.	58 81									143	H	Arkansas	78 57
9	H	Tennessee	49 63									152	A	Vanderbilt	55 70
11	A	South Carolina	63 81									161	A	Ole Miss	79 71
11	H	South Carolina	64 81									177	A	Florida	56 53
15	A	Texas A&M	70 74									190	H	Morehead St.	86 53
23	A	Missouri	78 83									228	H	Gardner-Webb	72 34
LAST 12 Division I GAMES:															
		5 N Mississippi St.	58 81			5 A Mississippi St.	55 74								
		94 N Alabama	71 64			23 A Missouri	78 83								
		5 H Mississippi St.	63 85			28 H LSU	70 72								
		161 A Ole Miss	79 71			101 H Auburn	65 48								
		11 A South Carolina	63 81			143 A Arkansas	76 65								
		143 H Arkansas	78 57			94 H Alabama	79 54								

Non-Div I Games:

Kentucky

Average RPI Win:	294	WON-LOST	WINNING	LAST 10	STRENGTH OF	OPP. STRENGTH	TEAM	ADJ.	CONF.	ADJ CONF.
Average RPI Loss:	186	RECORD	PCT. RANK	GAMES	SCHEDULE	OF SCHEDULE	RPI	RPI	RPI	RPI
DIV. I ONLY	13- 17	215	5- 5	307	326	265	265	29	29	
DIV. I NON-CONF.	4- 7	226	0- 0	273	310	266	266	29	29	

TOTALS	RPI 1-25	RPI 26-50	W-L RECORDS	RPI 51-100	RPI 101-999	RPI 201+				
13- 17	0- 0	0- 1	OVERALL	0- 1	13- 15	13- 8				
7- 7	0- 0	0- 1	HOME	0- 1	7- 5	7- 3				
5- 10	0- 0	0- 0	AWAY	0- 0	5- 1	5- 1				
1- 0	0- 0	0- 0	NEUTRAL	0- 0	1- 0	1- 0				
4- 7	0- 0	0- 1	NON-CONFERENCE	0- 1	4- 5	4- 2				
2- 3	0- 0	0- 1	HOME	0- 1	2- 1	2- 1				
2- 4	0- 0	0- 0	AWAY	0- 0	2- 4	2- 1				
0- 0	0- 0	0- 0	NEUTRAL	0- 0	0- 0	0- 0				
9- 10	0- 0	0- 0	CONFERENCE	0- 0	9- 10	9- 6				
5- 4	0- 0	0- 0	HOME	0- 0	5- 4	5- 2				
3- 6	0- 0	0- 0	AWAY	0- 0	3- 6	3- 4				
1- 0	0- 0	0- 0	NEUTRAL	0- 0	1- 0	1- 0				

RPI	S	Opponent	Score	RPI	S	Opponent	Score	RPI	S	Opponent	Score	RPI	S	Opponent	Score
38	H	Michigan	49 86	77	H	Navy	47 79	109	A	George Mason	70 73	113	A	Saint Francis (PA)	71 101
								113	H	Saint Francis (PA)	54 85	127	A	Yale	51 62
								133	A	Robert Morris	53 60	133	H	Robert Morris	44 55
								153	A	Army West Point	37 71	206	H	Lehigh	72 69
								234	A	Lafayette	53 69	248	A	Sacred Heart	43 63
								248	H	Sacred Heart	46 50	264	H	Manhattan	38 72
								274	A	St. Francis Brooklyn	54 64	274	H	St. Francis Brooklyn	61 59
								274	N	St. Francis Brooklyn	59 56	281	A	Fairleigh Dickinson	62 53
								281	H	Fairleigh Dickinson	49 61	288	A	Central Conn. St.	61 54
								288	H	Central Conn. St.	63 57	292	A	Mt. St. Mary's	61 59
								292	H	Mt. St. Mary's	53 48	295	A	Bryant	56 75
								295	H	Bryant	69 61	322	A	UMBC	66 52
								328	A	Wagner	44 52	328	H	Wagner	74 69
								339	A	NJIT	67 49	347	H	Saint Peter's	57 46
LAST 12 Division I GAMES:															
274	N	St. Francis Brooklyn	59 56	113	H	Saint Francis (PA)	54 85	133	H	Robert Morris	44 55	328	A	Wagner	44 52
288	H	Central Conn. St.	63 57	292	A	Mt. St. Mary's	61 59	281	H	Fairleigh Dickinson	49 61	248	H	Sacred Heart	46 50
295	H	Bryant	69 61												
248	A	Sacred Heart	43 63												
281	A	Fairleigh Dickinson	62 53												
274	A	St. Francis Brooklyn	54 64												

Non-Div I Games:

LIU Brooklyn

Average RPI	Win:	137	WON-LOST	WINNING	LAST 10	STRENGTH OF	OPP. STRENGTH	TEAM	ADJ.	CONF.	ADJ CONF.
Average RPI	Loss:	34	RECORD	PCT. RANK	GAMES	SCHEDULE	OF SCHEDULE	RPI	RPI	RPI	RPI
DIV. I ONLY		19- 9	75	7- 3	39	15	28	28	2	2	
DIV. I NON-CONF.		8- 3	65	0- 0	126	74	47	47	2	2	

TOTALS	RPI 1-25		RPI 26-50		W-L RECORDS		RPI 51-100		RPI 101-999		RPI 201+
19- 9	3- 6		1- 1		OVERALL		3- 1		12- 1		4- 0
11- 1	2- 1		1- 0		HOME		1- 0		7- 0		3- 0
7- 6	1- 3		0- 1		AWAY		2- 1		4- 1		1- 0
1- 2	0- 2		0- 0		NEUTRAL		0- 0		1- 0		0- 0
8- 3	0- 2		0- 1		NON-CONFERENCE		1- 0		7- 0		4- 0
4- 0	0- 0		0- 0		HOME		0- 0		4- 0		3- 0
3- 2	0- 1		0- 1		AWAY		1- 0		2- 0		1- 0
1- 1	0- 1		0- 0		NEUTRAL		0- 0		1- 0		0- 0
11- 6	3- 4		1- 0		CONFERENCE		2- 1		5- 1		0- 0
7- 1	2- 1		1- 0		HOME		1- 0		3- 0		0- 0
4- 4	1- 2		0- 0		AWAY		1- 1		2- 1		0- 0
0- 1	0- 1		0- 0		NEUTRAL		0- 0		0- 0		0- 0

RPI	S	Opponent	Score	RPI	S	Opponent	Score	RPI	S	Opponent	Score	RPI	S	Opponent	Score
5	H	Mississippi St.	70 83	26	H	Georgia	71 60	86	A	Kentucky	72 70	101	A	Auburn	62 70
9	H	Tennessee	70 59	37	A	Northern Colo.	50 58	94	A	Alabama	51 65	101	H	Auburn	59 56
11	A	South Carolina	48 57					94	H	Alabama	79 78	121	N	Saint Louis	71 59
12	N	Texas	66 75					95	A	Little Rock	56 37	125	A	Tulane	73 50
14	A	South Fla.	55 61									143	A	Arkansas	62 57
15	A	Texas A&M	59 69									152	H	Vanderbilt	85 65
15	H	Texas A&M	80 78									161	H	Ole Miss	84 55
15	N	Texas A&M	69 75									169	H	Louisiana	60 45
23	A	Missouri	69 65									177	A	Florida	66 59
												229	H	Nicholls St.	65 50
												252	A	Texas Tech	48 40
												298	H	Southeastern La.	84 56
												335	H	Sam Houston St.	71 58

LAST 12 Division I GAMES:															
15	N	Texas A&M	69 75	101	A	Auburn	62 70								
94	H	Alabama	79 78	86	A	Kentucky	72 70								
11	A	South Carolina	48 57	26	H	Georgia	71 60								
143	A	Arkansas	62 57	9	H	Tennessee	70 59								
161	H	Ole Miss	84 55	15	A	Texas A&M	59 69								
15	H	Texas A&M	80 78	101	H	Auburn	59 56								

Non-Div I Games:

LSU

Average RPI Win:	209	WON-LOST	WINNING	LAST 10	STRENGTH OF	OPP. STRENGTH	TEAM	ADJ.	CONF.	ADJ CONF.
Average RPI Loss:	138	RECORD	PCT. RANK	GAMES	SCHEDULE	OF SCHEDULE	RPI	RPI	RPI	RPI
DIV. I ONLY	8- 22	288	1- 9	114	148	246	246	13	13	
DIV. I NON-CONF.	5- 8	220	0- 0	103	197	158	158	10	10	

TOTALS	RPI 1-25	RPI 26-50	W-L RECORDS	RPI 51-100	RPI 101-999	RPI 201+				
8- 22	0- 0	0- 3	OVERALL	1- 6	7- 13	5- 5				
4- 8	0- 0	0- 2	HOME	1- 0	3- 6	2- 1				
3- 14	0- 0	0- 1	AWAY	0- 6	3- 7	3- 4				
1- 0	0- 0	0- 0	NEUTRAL	0- 0	1- 0	0- 0				
5- 8	0- 0	0- 2	NON-CONFERENCE	1- 2	4- 4	3- 3				
1- 3	0- 0	0- 1	HOME	1- 0	0- 2	0- 1				
3- 5	0- 0	0- 1	AWAY	0- 2	3- 2	3- 2				
1- 0	0- 0	0- 0	NEUTRAL	0- 0	1- 0	0- 0				
3- 14	0- 0	0- 1	CONFERENCE	0- 4	3- 9	2- 2				
3- 5	0- 0	0- 1	HOME	0- 0	3- 4	2- 0				
0- 9	0- 0	0- 0	AWAY	0- 4	0- 5	0- 2				
0- 0	0- 0	0- 0	NEUTRAL	0- 0	0- 0	0- 0				

RPI	S	Opponent	Score	RPI	S	Opponent	Score	RPI	S	Opponent	Score	RPI	S	Opponent	Score	Team's RPI: 246
29	H	Villanova	49 76	51	A	Harvard	61 70	109	A	George Mason	55 65	109	H	George Mason	56 69	
33	H	Dayton	47 76	55	A	American	48 66	121	H	Saint Louis	87 76	135	A	Saint Joseph's	49 70	
43	A	Drexel	54 79	61	H	Penn	66 59	135	H	Saint Joseph's	64 75	175	N	New Hampshire	59 51	
				72	A	Duquesne	50 78	184	H	Temple	52 69	185	H	Davidson	51 58	
				76	A	George Washington	49 69	195	A	Richmond	51 77	195	H	Richmond	57 60	
				76	A	George Washington	45 60	203	A	Wisconsin	60 71	206	A	Lehigh	69 61	
				83	A	Fordham	45 66	212	A	North Texas	44 70	234	A	Lafayette	74 47	
								250	H	Rider	55 76	258	H	St. Bonaventure	66 63	
								275	A	Massachusetts	66 69	282	H	VCU	62 57	
								333	A	Delaware St.	71 48	334	A	Rhode Island	63 72	
LAST 12 Division I GAMES:																
76	A	George Washington	49 69	121	H	Saint Louis	87 76	275	A	Massachusetts	66 69					
109	A	George Mason	55 65	76	A	George Washington	45 60	135	H	Saint Joseph's	64 75					
185	H	Davidson	51 58	282	H	VCU	62 57									
135	A	Saint Joseph's	49 70	334	A	Rhode Island	63 72									
83	A	Fordham	45 66													
195	H	Richmond	57 60													

Non-Div I Games:

La Salle

Average RPI Win: 264

Average RPI Loss: 184

WON-LOST
RECORDWINNING
PCT. RANKLAST 10
GAMESSTRENGTH OF
SCHEDULEOPP. STRENGTH
OF SCHEDULETEAM
RPIADJ.
RPICONF.
RPIADJ CONF.
RPIDIV. I ONLY
DIV. I NON-CONF.2- 26
1- 8343
3130- 10
0- 0174
246304
320338
337338
33722
2322
23

TOTALS

RPI 1-25

RPI 26-50

W-L RECORDS

RPI 51-100

RPI 101-999

RPI 201+

2- 26

0- 0

0- 0

OVERALL

0- 3

2- 23

2- 9

2- 10

0- 0

0- 0

HOME

0- 1

2- 9

2- 4

0- 15

0- 0

0- 0

AWAY

0- 1

0- 4

0- 1

0- 1

0- 0

0- 0

NEUTRAL

0- 0

0- 1

0- 0

1- 8

0- 0

0- 0

NON-CONFERENCE

0- 1

1- 7

1- 4

1- 2

0- 0

0- 0

HOME

0- 0

1- 2

1- 2

0- 6

0- 0

0- 0

AWAY

0- 1

0- 5

0- 2

0- 0

0- 0

0- 0

NEUTRAL

0- 0

0- 0

0- 0

1- 18

0- 0

0- 0

CONFERENCE

0- 2

1- 16

1- 5

1- 8

0- 0

0- 0

HOME

0- 1

1- 7

1- 2

0- 9

0- 0

0- 0

AWAY

0- 1

0- 8

0- 3

0- 1

0- 0

0- 0

NEUTRAL

0- 0

0- 1

0- 0

RPI 1-25

RPI 26-50

RPI 51-100

RPI 101+

Team's RPI: 338

RPI S Opponent Score

RPI S Opponent Score

RPI S Opponent Score

RPI S Opponent Score

58 A Oklahoma St. 58 112
 95 A Little Rock 37 57
 95 H Little Rock 47 71

101 A Auburn 41 67
 102 A Rice 47 63
 126 A Louisiana Tech 49 71
 134 A Texas St. 52 86
 134 H Texas St. 45 81
 166 A UT Arlington 61 70
 166 H UT Arlington 53 80
 168 A South Ala. 55 72
 168 H South Ala. 60 67
 168 N South Ala. 54 80
 169 A Louisiana 55 63
 169 H Louisiana 48 76
 178 A Troy 62 94
 178 H Troy 79 86
 219 H Coastal Caro. 62 56
 221 A Arkansas St. 62 76
 221 H Arkansas St. 73 80
 222 H New Orleans 51 89
 224 A Grambling 52 61
 263 H Appalachian St. 67 71
 276 A McNeese 61 65
 306 A Georgia St. 57 70
 309 H Houston Baptist 77 73
 327 A Ga. Southern 45 75
 336 H Northwestern St. 48 70

LAST 12 Division I GAMES:

168 N South Ala. 54 80 166 H UT Arlington 53 80
 221 H Arkansas St. 73 80 306 A Georgia St. 57 70
 95 H Little Rock 47 71 327 A Ga. Southern 45 75
 178 A Troy 62 94 169 H Louisiana 48 76
 168 A South Ala. 55 72 168 H South Ala. 60 67
 134 H Texas St. 45 81 178 H Troy 79 86

Non-Div I Games:

Mill saps

73 41

Centenary (LA)

90 53

La. -Monroe

Average RPI Win: 254	WON-LOST RECORD	WINNING PCT. RANK	LAST 10 GAMES	STRENGTH OF SCHEDULE	OPP. STRENGTH OF SCHEDULE	TEAM RPI	ADJ. RPI	CONF. RPI	ADJ CONF. RPI
Average RPI Loss: 137									
DIV. I ONLY	11- 19	241	3- 7	148	233	234	234	15	15
DIV. I NON-CONF.	4- 6	214	0- 0	207	328	242	242	18	18

TOTALS	RPI 1-25	RPI 26-50	W-L RECORDS	RPI 51-100	RPI 101-999	RPI 201+			
11- 19	0- 0	0- 2	OVERALL	0- 8	11- 9	11- 6			
7- 8	0- 0	0- 1	HOME	0- 3	7- 4	7- 3			
4- 11	0- 0	0- 1	AWAY	0- 5	4- 5	4- 3			
0- 0	0- 0	0- 0	NEUTRAL	0- 0	0- 0	0- 0			
4- 6	0- 0	0- 2	NON-CONFERENCE	0- 1	4- 3	4- 2			
3- 2	0- 0	0- 1	HOME	0- 0	3- 1	3- 1			
1- 4	0- 0	0- 1	AWAY	0- 1	1- 2	1- 1			
0- 0	0- 0	0- 0	NEUTRAL	0- 0	0- 0	0- 0			
7- 13	0- 0	0- 0	CONFERENCE	0- 7	7- 6	7- 4			
4- 6	0- 0	0- 0	HOME	0- 3	4- 3	4- 2			
3- 7	0- 0	0- 0	AWAY	0- 4	3- 3	3- 2			
0- 0	0- 0	0- 0	NEUTRAL	0- 0	0- 0	0- 0			

RPI 1-25				RPI 26-50				RPI 51-100				RPI 101+ Team's RPI: 234			
RPI	S	Opponent	Score	RPI	S	Opponent	Score	RPI	S	Opponent	Score	RPI	S	Opponent	Score
30	H	Princeton	45 53	55	A	American	35 55	133	A	Robert Morris	42 63				
43	A	Drexel	37 52	55	A	American	66 74	153	A	Army West Point	39 48				
				55	H	American	67 74	153	H	Army West Point	60 65				
				61	A	Penn	42 55	206	A	Lehigh	45 70				
				77	A	Navy	59 65	206	H	Lehigh	62 72				
				77	H	Navy	43 59	230	A	Boston U.	47 45				
				89	A	Bucknell I	53 83	230	H	Boston U.	44 41				
				89	H	Bucknell I	57 80	230	H	Boston U.	66 61				
								236	A	Loyola Maryland	73 64				
								236	H	Loyola Maryland	65 54				
								240	A	Holy Cross	69 65				
								240	H	Holy Cross	56 69				
								246	H	La Salle	47 74				
								250	H	Rider	60 45				
								265	H	LIU Brooklyn	69 53				
								267	A	Cornell	59 58				
								287	A	Colgate	55 60				
								287	H	Colgate	63 48				
								328	H	Wagner	70 52				
								347	A	Saint Peter's	61 64				
LAST 12 Division I GAMES:															
55	A	American	35 55	77	H	Navy	43 59								
230	H	Boston U.	66 61	236	A	Loyola Maryland	73 64								
287	A	Colgate	55 60	153	A	Army West Point	39 48								
206	H	Lehigh	62 72	89	H	Bucknell I	57 80								
230	H	Boston U.	44 41	240	H	Holy Cross	56 69								
55	A	American	66 74	230	A	Boston U.	47 45								

Non-Div I Games:

Lafayette

Average RPI Win:	257	WON-LOST	WINNING	LAST 10	STRENGTH OF	OPP. STRENGTH	TEAM	ADJ.	CONF.	ADJ CONF.
Average RPI Loss:	112	RECORD	PCT. RANK	GAMES	SCHEDULE	OF SCHEDULE	RPI	RPI	RPI	RPI
DIV. I ONLY	18- 6	45	10- 0	274	253	91	91	26	26	
DIV. I NON-CONF.	1- 5	300	0- 0	42	18	195	195	26	26	

TOTALS	RPI 1-25	RPI 26-50	W-L RECORDS	RPI 51-100	RPI 101-999	RPI 201+				
18- 6	0- 1	0- 0	OVERALL	0- 2	18- 3	15- 0				
9- 0	0- 0	0- 0	HOME	0- 0	9- 0	8- 0				
8- 5	0- 1	0- 0	AWAY	0- 2	8- 2	7- 0				
1- 1	0- 0	0- 0	NEUTRAL	0- 0	1- 1	0- 0				
1- 5	0- 1	0- 0	NON-CONFERENCE	0- 2	1- 2	0- 0				
0- 0	0- 0	0- 0	HOME	0- 0	0- 0	0- 0				
0- 4	0- 1	0- 0	AWAY	0- 2	0- 1	0- 0				
1- 1	0- 0	0- 0	NEUTRAL	0- 0	1- 1	0- 0				
17- 1	0- 0	0- 0	CONFERENCE	0- 0	17- 1	15- 0				
9- 0	0- 0	0- 0	HOME	0- 0	9- 0	8- 0				
8- 1	0- 0	0- 0	AWAY	0- 0	8- 1	7- 0				
0- 0	0- 0	0- 0	NEUTRAL	0- 0	0- 0	0- 0				

RPI 1-25				RPI 26-50				RPI 51-100 Team's RPI: 91				RPI 101+			
RPI	S	Opponent	Score	RPI	S	Opponent	Score	RPI	S	Opponent	Score	RPI	S	Opponent	Score
4	A	Baylor	62 121					62	A	Purdue	64 79	117	A	SFA	75 58
								88	A	New Mexico	58 90	117	H	SFA	79 65
												128	A	Central Ark.	39 51
												147	N	Northern Ill.	90 80
												186	A	Pacific	75 80
												201	N	North Dakota	70 73
												222	H	New Orleans	100 77
												223	A	A&M-Corpus Christi	70 31
												223	H	A&M-Corpus Christi	65 59
												229	A	Nicholls St.	76 61
												253	H	Abilene Christian	77 71
												276	A	McNeese	81 72
												276	H	McNeese	83 58
												298	A	Southeastern La.	75 58
												309	A	Houston Baptist	79 51
												309	H	Houston Baptist	90 55
												312	A	Incarnate Word	71 47
												312	H	Incarnate Word	77 54
												335	A	Sam Houston St.	68 44
												335	H	Sam Houston St.	91 44
												336	H	Northwestern St.	71 44
LAST 12 Division I GAMES:															
276	A	McNeese	81 72	336	H	Northwestern St.	71 44								
117	A	SFA	75 58	117	H	SFA	79 65								
309	H	Houston Baptist	90 55	253	H	Abilene Christian	77 71								
223	H	A&M-Corpus Christi	65 59	276	H	McNeese	83 58								
312	A	Incarnate Word	71 47	229	A	Nicholls St.	76 61								
335	A	Sam Houston St.	68 44	335	H	Sam Houston St.	91 44								

Non-Div I Games: Howard Payne 101 37 Schreiner 116 37 Louisiana Col. 93 62 S' western Assemblies 92 49 Lamar University

Average RPI Win: 230

Average RPI Loss: 161

WON-LOST
RECORDWINNING
PCT. RANKLAST 10
GAMESSTRENGTH OF
SCHEDULEOPP. STRENGTH
OF SCHEDULETEAM
RPIADJ.
RPICONF.
RPIADJ CONF.
RPI

DIV. I ONLY	14- 15	190	3- 7	225	210	206	206	15	15
DIV. I NON-CONF.	5- 5	170	0- 0	317	296	243	243	18	18
TOTALS	RPI 1-25	RPI 26-50	W-L RECORDS	RPI 51-100	RPI 101-999	RPI 201+			
14- 15	0- 0	0- 2	OVERALL	2- 4	12- 9	11- 7			
9- 5	0- 0	0- 0	HOME	2- 1	7- 4	6- 3			
5- 9	0- 0	0- 1	AWAY	0- 3	5- 5	5- 4			
0- 1	0- 0	0- 1	NEUTRAL	0- 0	0- 0	0- 0			
5- 5	0- 0	0- 2	NON-CONFERENCE	0- 0	5- 3	5- 3			
3- 1	0- 0	0- 0	HOME	0- 0	3- 1	3- 1			
2- 3	0- 0	0- 1	AWAY	0- 0	2- 2	2- 2			
0- 1	0- 0	0- 1	NEUTRAL	0- 0	0- 0	0- 0			
9- 10	0- 0	0- 0	CONFERENCE	2- 4	7- 6	6- 4			
6- 4	0- 0	0- 0	HOME	2- 1	4- 3	3- 2			
3- 6	0- 0	0- 0	AWAY	0- 3	3- 3	3- 2			
0- 0	0- 0	0- 0	NEUTRAL	0- 0	0- 0	0- 0			

RPI	S	Opponent	Score	RPI	S	Opponent	Score	RPI	S	Opponent	Score	RPI	S	Opponent	Score	Team's RPI: 206
29	N	Villanova	42 62	55	A	American	64 82	153	A	Army West Point	50 55					
40	A	Minnesota	73 107	55	H	American	44 60	153	H	Army West Point	60 62					
				77	A	Navy	50 53	153	H	Army West Point	59 55					
				77	H	Navy	66 63	230	A	Boston U.	65 56					
				89	A	Bucknell I	52 59	230	H	Boston U.	74 58					
				89	H	Bucknell I	66 62	234	A	Lafayette	72 62					
								234	H	Lafayette	70 45					
								236	A	Loyola Maryland	64 67					
								236	H	Loyola Maryland	64 55					
								240	A	Holy Cross	49 54					
								240	H	Holy Cross	62 65					
								246	H	La Salle	61 69					
								248	A	Sacred Heart	55 65					
								265	A	LIU Brooklyn	69 72					
								267	A	Cornell	62 57					
								273	H	Fairfield	56 53					
								284	A	Monmouth	75 57					
								287	A	Colgate	59 51					
								287	H	Colgate	48 54					
								292	H	Mt. St. Mary's	75 71					
								339	H	NJIT	64 50					
LAST 12 Division I GAMES:																
153	H	Army West Point	60 62	55	H	American	44 60									
240	H	Holy Cross	62 65	89	A	Bucknell I	52 59									
234	A	Lafayette	72 62	230	A	Boston U.	65 56									
236	H	Loyola Maryland	64 55	77	A	Navy	50 53									
153	A	Army West Point	50 55	236	A	Loyola Maryland	64 67									
287	H	Colgate	48 54	153	H	Army West Point	59 55									

Non-Div I Games: Mansfield 77 47

Lehigh

Average RPI Win: **263**
 Average RPI Loss: **105**

WON-LOST
RECORD

WINNING
PCT. RANK

LAST 10
GAMES

STRENGTH OF
SCHEDULE

OPP. STRENGTH
OF SCHEDULE

TEAM
RPI

ADJ.
RPI

CONF.
RPI

ADJ CONF.
RPI

DIV. I ONLY	19- 9	75	9- 1	169	303	87	87	27	27
DIV. I NON-CONF.	3- 7	254	0- 0	38	131	142	142	28	28
TOTALS	RPI 1-25	RPI 26-50	W-L RECORDS	RPI 51-100	RPI 101-999	RPI 201+			
19- 9	0- 1	0- 2	OVERALL	0- 3	19- 3	15- 2			
10- 0	0- 0	0- 0	HOME	0- 0	10- 0	8- 0			
8- 7	0- 1	0- 1	AWAY	0- 2	8- 3	7- 2			
1- 2	0- 0	0- 1	NEUTRAL	0- 1	1- 0	0- 0			
3- 7	0- 1	0- 2	NON-CONFERENCE	0- 3	3- 1	2- 1			
1- 0	0- 0	0- 0	HOME	0- 0	1- 0	1- 0			
1- 5	0- 1	0- 1	AWAY	0- 2	1- 1	1- 1			
1- 2	0- 0	0- 1	NEUTRAL	0- 1	1- 0	0- 0			
16- 2	0- 0	0- 0	CONFERENCE	0- 0	16- 2	13- 1			
9- 0	0- 0	0- 0	HOME	0- 0	9- 0	7- 0			
7- 2	0- 0	0- 0	AWAY	0- 0	7- 2	6- 1			
0- 0	0- 0	0- 0	NEUTRAL	0- 0	0- 0	0- 0			

RPI 1-25				RPI 26-50				RPI 51-100				Team's RPI: 87				RPI 101+			
RPI	S	Opponent	Score	RPI	S	Opponent	Score	RPI	S	Opponent	Score	RPI	S	Opponent	Score	RPI	S	Opponent	Score
18	A	Duke	51 68	37	N	Northern Colo.	57 65	63	A	James Madison	47 58	137	A	Radford	45 52				
				38	A	Michigan	50 74	70	A	Drake	68 96	137	H	Radford	61 56				
								79	N	Houston	68 75	180	N	Denver	82 69				
												194	A	High Point	65 42				
												194	H	High Point	57 49				
												226	A	UNC Asheville	41 48				
												226	H	UNC Asheville	53 48				
												228	A	Gardner-Webb	85 60				
												228	H	Gardner-Webb	59 41				
												245	A	Presbyterian	76 64				
												245	H	Presbyterian	63 55				
												256	A	Campbell	46 33				
												256	H	Campbell	60 42				
												275	A	Massachusetts	61 64				
												280	A	Old Dominion	63 55				
												297	H	Valparaiso	61 40				
												324	A	Charleston So.	95 57				
												324	H	Charleston So.	63 53				
												343	A	Longwood	63 51				
												343	H	Longwood	73 36				
												344	A	Winthrop	73 53				
												344	H	Winthrop	63 37				
LAST 12 Division I GAMES:																			
194	H	High Point	57 49	256	A	Campbell	46 33												
343	H	Longwood	73 36	228	H	Gardner-Webb	59 41												
324	A	Charleston So.	95 57	245	H	Presbyterian	63 55												
344	A	Winthrop	73 53	194	A	High Point	65 42												
226	H	UNC Asheville	53 48	137	H	Radford	61 56												
137	A	Radford	45 52	343	A	Longwood	63 51												

Non-Div I Games: Limestone 68 38 Shippensburg 105 43

Liberty

Loss, **Non-Conf**, **S Site**, **H Home** **A Away** **N Neutral**

Average RPI Win: 300	WON-LOST RECORD	WINNING PCT. RANK	LAST 10 GAMES	STRENGTH OF SCHEDULE	OPP. STRENGTH OF SCHEDULE	TEAM RPI	ADJ. RPI	CONF. RPI	ADJ CONF. RPI
Average RPI Loss: 147									
DIV. I ONLY	12- 19	233	5- 5	263	257	260	260	23	23
DIV. I NON-CONF.	4- 11	279	0- 0	270	274	283	283	22	22

TOTALS	RPI 1-25	RPI 26-50	W-L RECORDS	RPI 51-100	RPI 101-999	RPI 201+			
12- 19	0- 0	0- 1	OVERALL	0- 7	12- 11	12- 4			
7- 7	0- 0	0- 0	HOME	0- 4	7- 3	7- 1			
5- 12	0- 0	0- 1	AWAY	0- 3	5- 8	5- 3			
0- 0	0- 0	0- 0	NEUTRAL	0- 0	0- 0	0- 0			
4- 11	0- 0	0- 1	NON-CONFERENCE	0- 2	4- 8	4- 3			
2- 4	0- 0	0- 0	HOME	0- 2	2- 2	2- 1			
2- 7	0- 0	0- 1	AWAY	0- 0	2- 6	2- 2			
0- 0	0- 0	0- 0	NEUTRAL	0- 0	0- 0	0- 0			
8- 8	0- 0	0- 0	CONFERENCE	0- 5	8- 3	8- 1			
5- 3	0- 0	0- 0	HOME	0- 2	5- 1	5- 0			
3- 5	0- 0	0- 0	AWAY	0- 3	3- 2	3- 1			
0- 0	0- 0	0- 0	NEUTRAL	0- 0	0- 0	0- 0			

RPI 1-25				RPI 26-50				RPI 51-100				RPI 101+				Team's RPI: 260	
RPI	S	Opponent	Score	RPI	S	Opponent	Score	RPI	S	Opponent	Score	RPI	S	Opponent	Score		
				44	A	Bal I St.	46 84										
								52	A	FGCU	52 88	104	A	Middle Tenn.	48 72		
								52	A	FGCU	55 105	121	A	Saint Louis	57 101		
								52	H	FGCU	54 68	130	A	Butler	58 70		
								57	H	Belmont	59 91	152	A	Vanderbilt	82 92		
								94	H	Al abama	51 73	190	H	Morehead St.	55 75		
								97	A	Jacksonvi lle	48 70	200	A	Stetson	71 91		
								97	H	Jacksonvi lle	63 70	200	H	Stetson	55 59		
												238	A	North Florida	73 69		
												238	H	North Florida	78 57		
												249	H	Austin Peay	63 71		
												262	A	Col. of Charleston	69 85		
												294	H	Murray St.	65 64		
												300	A	Kennesaw St.	64 62		
												300	H	Kennesaw St.	69 52		
												303	A	USC Upstate	64 80		
												303	H	USC Upstate	97 78		
												303	H	USC Upstate	95 53		
												311	H	Al abama A&M	66 50		
												313	A	Tennessee Tech	61 57		
												324	A	Charleston So.	58 54		
												330	A	Tennessee St.	64 71		
												339	A	NJIT	74 58		
												339	H	NJIT	66 58		
LAST 12 Division I GAMES:																	
				52	A	FGCU	55 105	238	H	North Florida	78 57						
				303	H	USC Upstate	95 53	303	A	USC Upstate	64 80						
				300	H	Kennesaw St.	69 52	339	H	NJIT	66 58						
				200	A	Stetson	71 91	303	H	USC Upstate	97 78						
				52	A	FGCU	52 88	339	A	NJIT	74 58						
				97	H	Jacksonvi lle	63 70	52	H	FGCU	54 68						

Non-Div I Games:

Lipscomb

Average RPI Win: 224	WON-LOST RECORD	WINNING PCT. RANK	LAST 10 GAMES	STRENGTH OF SCHEDULE	OPP. STRENGTH OF SCHEDULE	TEAM RPI	ADJ. RPI	CONF. RPI	ADJ CONF. RPI
Average RPI Loss: 96									
DIV. I ONLY	20- 9	68	9- 1	200	135	95	95	22	22
DIV. I NON-CONF.	3- 8	268	0- 0	31	6	189	189	23	23

TOTALS	RPI 1-25	RPI 26-50	W-L RECORDS	RPI 51-100	RPI 101-999	RPI 201+			
20- 9	0- 2	1- 1	OVERALL	1- 1	18- 5	12- 0			
12- 3	0- 0	1- 1	HOME	1- 0	10- 2	6- 0			
8- 6	0- 2	0- 0	AWAY	0- 1	8- 3	6- 0			
0- 0	0- 0	0- 0	NEUTRAL	0- 0	0- 0	0- 0			
3- 8	0- 2	1- 1	NON-CONFERENCE	1- 1	1- 4	0- 0			
3- 3	0- 0	1- 1	HOME	1- 0	1- 2	0- 0			
0- 5	0- 2	0- 0	AWAY	0- 1	0- 2	0- 0			
0- 0	0- 0	0- 0	NEUTRAL	0- 0	0- 0	0- 0			
17- 1	0- 0	0- 0	CONFERENCE	0- 0	17- 1	12- 0			
9- 0	0- 0	0- 0	HOME	0- 0	9- 0	6- 0			
8- 1	0- 0	0- 0	AWAY	0- 0	8- 1	6- 0			
0- 0	0- 0	0- 0	NEUTRAL	0- 0	0- 0	0- 0			

RPI 1-25				RPI 26-50				RPI 51-100				Team's RPI: 95				RPI 101+			
RPI	S	Opponent	Score	RPI	S	Opponent	Score	RPI	S	Opponent	Score	RPI	S	Opponent	Score	RPI	S	Opponent	Score
5	A	Mississippi St.	48 86	28	H	LSU	37 56	90	A	Kansas St.	51 66	102	A	Rice	51 58				
15	A	Texas A&M	49 66	34	H	Oklahoma	68 56	99	H	Missouri St.	63 51	121	A	Saint Louis	45 48				
																126	H	Louisiana Tech	49 58
																134	H	Texas St.	63 48
																166	H	UT Arlington	59 57
																168	A	South Ala.	47 35
																169	A	Louisiana	72 63
																169	H	Louisiana	78 43
																178	A	Troy	70 76
																191	H	Memphis	86 57
																197	H	Tulsa	61 74
																219	A	Coastal Caro.	51 49
																219	H	Coastal Caro.	53 44
																221	A	Arkansas St.	64 58
																221	H	Arkansas St.	53 43
																263	A	Appalachian St.	52 40
																263	H	Appalachian St.	61 35
																306	A	Georgia St.	65 50
																306	H	Georgia St.	54 47
																327	A	Ga. Southern	64 34
																327	H	Ga. Southern	92 52
																338	A	La.-Monroe	71 47
																338	H	La.-Monroe	57 37
LAST 12 Division I GAMES:																			
169	A	Louisiana	72 63	168	A	South Ala.	47 35												
338	A	La.-Monroe	71 47	306	H	Georgia St.	54 47												
263	H	Appalachian St.	61 35	327	H	Ga. Southern	92 52												
219	H	Coastal Caro.	53 44	219	A	Coastal Caro.	51 49												
221	A	Arkansas St.	64 58	263	A	Appalachian St.	52 40												
178	A	Troy	70 76	221	H	Arkansas St.	53 43												

Non-Div I Games:

Little Rock

Average RPI Win:	242	WON-LOST	WINNING	LAST 10	STRENGTH OF	OPP. STRENGTH	TEAM	ADJ.	CONF.	ADJ CONF.
Average RPI Loss:	189	RECORD	PCT. RANK	GAMES	SCHEDULE	OF SCHEDULE	RPI	RPI	RPI	RPI
DIV. I ONLY	8- 23	295	6- 4	257	231	301	301	21	21	
DIV. I NON-CONF.	2- 12	306	0- 0	268	261	321	321	19	19	
<hr/>										
TOTALS	RPI 1-25	RPI 26-50	W-L RECORDS	RPI 51-100	RPI 101-999	RPI 201+				
8- 23	0- 1	0- 1	OVERALL	0- 2	8- 19	7- 13				
4- 10	0- 1	0- 0	HOME	0- 1	4- 8	4- 5				
4- 10	0- 0	0- 0	AWAY	0- 0	4- 0	3- 0				
0- 3	0- 0	0- 0	NEUTRAL	0- 0	0- 3	0- 2				
2- 12	0- 1	0- 1	NON-CONFERENCE	0- 0	2- 10	2- 7				
0- 6	0- 1	0- 0	HOME	0- 0	0- 5	0- 4				
2- 4	0- 0	0- 1	AWAY	0- 0	2- 3	2- 2				
0- 2	0- 0	0- 0	NEUTRAL	0- 0	0- 2	0- 1				
6- 11	0- 0	0- 0	CONFERENCE	0- 2	6- 9	5- 6				
4- 4	0- 0	0- 0	HOME	0- 1	4- 3	4- 1				
2- 6	0- 0	0- 0	AWAY	0- 1	2- 5	1- 4				
0- 1	0- 0	0- 0	NEUTRAL	0- 0	0- 1	0- 1				

RPI 1-25				RPI 26-50				RPI 51-100				RPI 101+				Team's RPI: 301
RPI	S	Opponent	Score	RPI	S	Opponent	Score	RPI	S	Opponent	Score	RPI	S	Opponent	Score	
9	H	Tennessee	61 90	49	A	Southern Cal i forn i a	60 75	65	A	UC Davi s	49 79	139	A	Cal Poly	61 70	
								65	H	UC Davi s	71 83	139	H	Cal Poly	64 75	
												141	H	Loyol a Marymount	69 84	
												164	A	San Diego	40 74	
												174	N	Oral Roberts	58 64	
												193	A	UC Irvi ne	80 73	
												193	H	UC Irvi ne	81 100	
												204	A	UC Santa Barbara	44 51	
												204	H	UC Santa Barbara	74 90	
												205	A	CSUN	59 51	
												205	H	CSUN	67 54	
												209	H	Montana St.	51 62	
												215	H	New Mexico St.	63 72	
												232	A	UC Ri versi de	53 77	
												232	H	UC Ri versi de	70 58	
												232	N	UC Ri versi de	66 79	
												235	A	Montana	60 67	
												239	H	Pepperdi ne	71 83	
												243	H	Ill i noi s St.	51 59	
												247	A	Grand Canyon	65 63	
												257	A	Hawai i	66 74	
												257	H	Hawai i	85 80	
												277	A	Ari zona	80 72	
												282	N	VCU	59 69	
												319	A	Cal St. Fullerton	61 67	
												319	H	Cal St. Fullerton	67 47	
												339	A	NJIT	57 73	
<hr/>																
LAST 12 Di vi si on I GAMES:																
				232	N	UC Ri versi de	66 79	65	A	UC Davi s	49 79					
				205	H	CSUN	67 54	139	A	Cal Poly	61 70					
				232	H	UC Ri versi de	70 58	205	A	CSUN	59 51					
				257	H	Hawai i	85 80	193	H	UC Irvi ne	81 100					
				193	A	UC Irvi ne	80 73	65	H	UC Davi s	71 83					
				319	H	Cal St. Fullerton	67 47	139	H	Cal Poly	64 75					

Non-Di v I Games:

Long Beach St.

■ Loss,
 ■ Non-Conf,
 ■ S Site,
 ■ Home
 ■ Away
 N Neutral

Average RPI Win:	277	WON-LOST	WINNING	LAST 10	STRENGTH OF	OPP. STRENGTH	TEAM	ADJ.	CONF.	ADJ CONF.
Average RPI Loss:	234	RECORD	PCT. RANK	GAMES	SCHEDULE	OF SCHEDULE	RPI	RPI	RPI	RPI
DIV. I ONLY	6- 22	313	4- 6	332	345	343	343	27	27	
DIV. I NON-CONF.	1- 9	318	0- 0	342	348	349	349	28	28	

TOTALS	RPI 1-25	RPI 26-50	W-L RECORDS	RPI 51-100	RPI 101-999	RPI 201+				
6- 22	0- 0	0- 0	OVERALL	0- 2	6- 20	6- 14				
5- 8	0- 0	0- 0	HOME	0- 1	5- 7	5- 5				
1- 14	0- 0	0- 0	AWAY	0- 0	1- 1	1- 0				
0- 0	0- 0	0- 0	NEUTRAL	0- 0	0- 0	0- 0				
1- 9	0- 0	0- 0	NON-CONFERENCE	0- 0	1- 9	1- 7				
1- 3	0- 0	0- 0	HOME	0- 0	1- 3	1- 3				
0- 6	0- 0	0- 0	AWAY	0- 0	0- 6	0- 4				
0- 0	0- 0	0- 0	NEUTRAL	0- 0	0- 0	0- 0				
5- 13	0- 0	0- 0	CONFERENCE	0- 2	5- 11	5- 7				
4- 5	0- 0	0- 0	HOME	0- 1	4- 4	4- 2				
1- 8	0- 0	0- 0	AWAY	0- 1	1- 7	1- 5				
0- 0	0- 0	0- 0	NEUTRAL	0- 0	0- 0	0- 0				

RPI 1-25				RPI 26-50				RPI 51-100				RPI 101+				Team's RPI: 343
RPI	S	Opponent	Score	RPI	S	Opponent	Score	RPI	S	Opponent	Score	RPI	S	Opponent	Score	
								87	A	Liberty	36 73	109	A	George Mason	41 60	
								87	H	Liberty	51 63	137	A	Radford	39 81	
												137	H	Radford	33 52	
												194	A	High Point	41 62	
												194	H	High Point	39 75	
												196	A	Eastern Mich.	44 73	
												216	H	Norfolk St.	45 64	
												226	A	UNC Asheville	52 82	
												226	H	UNC Asheville	67 54	
												228	A	Gardner-Webb	41 52	
												228	H	Gardner-Webb	54 61	
												245	A	Presbyterian	75 60	
												245	H	Presbyterian	66 56	
												256	A	Campbell	48 58	
												256	H	Campbell	57 50	
												281	H	Fairleigh Dickinson	52 72	
												297	H	Valparaiso	68 81	
												310	A	Marshall	45 90	
												320	A	N.C. Central	75 87	
												324	A	Charleston So.	57 73	
												324	H	Charleston So.	61 78	
												328	A	Wagner	43 60	
												333	A	Delaware St.	56 60	
												344	A	Winthrop	60 69	
												344	H	Winthrop	90 60	
												348	H	UMass Lowell	84 82	
LAST 12 Division I GAMES:																
344	H	Winthrop	90 60	245	A	Presbyterian	75 60									
87	A	Liberty	36 73	194	H	High Point	39 75									
226	H	UNC Asheville	67 54	324	H	Charleston So.	61 78									
137	A	Radford	39 81	344	A	Winthrop	60 69									
256	H	Campbell	57 50	256	A	Campbell	48 58									
228	A	Gardner-Webb	41 52	87	H	Liberty	51 63									

Non-Div I Games: Milligan 66 56

Longwood

■ Loss,
 ■ Non-Conf,
 ■ S Site,
 ■ Home
 ■ A Away
 N Neutral

Average RPI Win:	261	WON-LOST	WINNING	LAST 10	STRENGTH OF	OPP. STRENGTH	TEAM	ADJ.	CONF.	ADJ CONF.
Average RPI Loss:	110	RECORD	PCT. RANK	GAMES	SCHEDULE	OF SCHEDULE	RPI	RPI	RPI	RPI
DIV. I ONLY	16- 14	156	6- 4	182	229	169	169	22	22	
DIV. I NON-CONF.	5- 6	187	0- 0	107	87	149	149	23	23	

TOTALS	RPI 1-25	RPI 26-50	W-L RECORDS	RPI 51-100	RPI 101-999	RPI 201+				
16- 14	0- 2	0- 1	OVERALL	0- 3	16- 8	14- 0				
7- 6	0- 0	0- 0	HOME	0- 1	7- 5	7- 0				
7- 6	0- 1	0- 0	AWAY	0- 1	7- 1	5- 0				
2- 2	0- 1	0- 0	NEUTRAL	0- 0	2- 1	2- 0				
5- 6	0- 2	0- 1	NON-CONFERENCE	0- 1	5- 2	5- 0				
3- 1	0- 0	0- 0	HOME	0- 0	3- 1	3- 0				
1- 3	0- 1	0- 1	AWAY	0- 1	1- 0	1- 0				
1- 2	0- 1	0- 0	NEUTRAL	0- 0	1- 1	1- 0				
11- 8	0- 0	0- 0	CONFERENCE	0- 2	11- 6	9- 0				
4- 5	0- 0	0- 0	HOME	0- 1	4- 4	4- 0				
6- 3	0- 0	0- 0	AWAY	0- 1	6- 2	4- 0				
1- 0	0- 0	0- 0	NEUTRAL	0- 0	1- 0	1- 0				

RPI 1-25				RPI 26-50				RPI 51-100				RPI 101+ Team's RPI: 169			
RPI	S	Opponent	Score	RPI	S	Opponent	Score	RPI	S	Opponent	Score	RPI	S	Opponent	Score
5	N	Mississippi St.	37 94	28	A	LSU	45 60	85	A	Toledo	55 79	101	H	Auburn	60 70
15	A	Texas A&M	62 83					95	A	Little Rock	43 78	124	N	Cleveland St.	45 54
								95	H	Little Rock	63 72	134	A	Texas St.	65 58
												134	H	Texas St.	53 56
												166	A	UT Arlington	61 63
												166	H	UT Arlington	34 38
												168	A	South Ala.	59 56
												168	H	South Ala.	57 72
												178	A	Troy	53 72
												178	H	Troy	55 62
												219	H	Coastal Caro.	59 55
												221	A	Arkansas St.	77 75
												221	H	Arkansas St.	60 53
												222	H	New Orleans	66 57
												233	N	Niagara	68 52
												263	H	Appalachian St.	61 45
												276	H	McNeese	98 86
												291	H	Alcorn	67 47
												298	A	Southeastern La.	68 56
												306	A	Georgia St.	75 60
												327	A	Ga. Southern	58 48
												327	N	Ga. Southern	88 81
												338	A	La.-Monroe	76 48
												338	H	La.-Monroe	63 55
LAST 12 Division I GAMES:															
327	N	Ga. Southern	88 81	134	H	Texas St.	53 56								
95	H	Little Rock	63 72	327	A	Ga. Southern	58 48								
221	H	Arkansas St.	60 53	306	A	Georgia St.	75 60								
168	A	South Ala.	59 56	338	A	La.-Monroe	76 48								
178	A	Troy	53 72	178	H	Troy	55 62								
166	H	UT Arlington	34 38	168	H	South Ala.	57 72								

Non-Div I Games: Dillard

53 60

Louisiana

Average RPI Win: 202	WON-LOST RECORD	WINNING PCT. RANK	LAST 10 GAMES	STRENGTH OF SCHEDULE	OPP. STRENGTH OF SCHEDULE	TEAM RPI	ADJ. RPI	CONF. RPI	ADJ CONF. RPI
Average RPI Loss: 156									
DIV. I ONLY	18- 10	92	7- 3	175	197	126	126	18	18
DIV. I NON-CONF.	8- 4	87	0- 0	285	155	167	167	20	20

TOTALS	RPI 1-25	RPI 26-50	W-L RECORDS	RPI 51-100	RPI 101-999	RPI 201+			
18- 10	0- 1	0- 0	OVERALL	3- 2	15- 7	10- 4			
11- 4	0- 0	0- 0	HOME	0- 2	11- 2	9- 0			
6- 5	0- 1	0- 0	AWAY	2- 0	4- 4	1- 3			
1- 1	0- 0	0- 0	NEUTRAL	1- 0	0- 1	0- 1			
8- 4	0- 1	0- 0	NON-CONFERENCE	2- 0	6- 3	5- 1			
6- 1	0- 0	0- 0	HOME	0- 0	6- 1	5- 0			
1- 2	0- 1	0- 0	AWAY	1- 0	0- 1	0- 0			
1- 1	0- 0	0- 0	NEUTRAL	1- 0	0- 1	0- 1			
10- 6	0- 0	0- 0	CONFERENCE	1- 2	9- 4	5- 3			
5- 3	0- 0	0- 0	HOME	0- 2	5- 1	4- 0			
5- 3	0- 0	0- 0	AWAY	1- 0	4- 3	1- 3			
0- 0	0- 0	0- 0	NEUTRAL	0- 0	0- 0	0- 0			

RPI S Opponent Score	RPI S Opponent Score	RPI S Opponent Score	RPI S Opponent Score
12 A Texas 54 88		56 H Western Ky. 64 74	101 A Auburn 59 75
		78 A UAB 70 60	102 A Rice 70 62
		78 H UAB 61 66	102 H Rice 75 55
		93 N Penn St. 71 59	104 A Middle Tenn. 66 49
		95 A Little Rock 58 49	165 H Clemson 47 55
			167 H Charlotte 51 64
			170 A UTEP 65 62
			191 H Memphis 65 40
			210 A Southern Miss. 50 65
			210 H Southern Miss. 89 57
			212 H North Texas 61 53
			224 H Grambling 64 53
			233 N Niagara 67 73
			241 A Fla. Atlantic 72 86
			259 H UTSA 63 55
			276 H McNeese 78 62
			280 H Old Dominion 59 45
			291 H Alcorn 87 50
			299 A FIU 54 57
			309 H Houston Baptist 85 62
			310 A Marshall 74 65
			338 H La.-Monroe 71 49
LAST 12 Division I GAMES:			
102 A Rice 70 62	78 H UAB 61 66	104 A Middle Tenn. 66 49	
78 A UAB 70 60	56 H Western Ky. 64 74	280 H Old Dominion 59 45	
210 H Southern Miss. 89 57	241 A Fla. Atlantic 72 86	299 A FIU 54 57	
167 H Charlotte 51 64			
170 A UTEP 65 62			
102 H Rice 75 55			

Non-Div I Games: LSU-Alexandria 87 47

Louisiana Tech

Average RPI	Win:	101	WON-LOST	WINNING	LAST 10	STRENGTH OF	OPP. STRENGTH	TEAM	ADJ.	CONF.	ADJ CONF.
Average RPI	Loss:	5	RECORD	PCT. RANK	GAMES	SCHEDULE	OF SCHEDULE	RPI	RPI	RPI	RPI
DIV. I ONLY			32- 2	4	9- 1	14	2	3	3	1	1
DIV. I NON-CONF.			14- 1	5	0- 1	60	10	7	7	1	1

TOTALS	RPI 1-25		RPI 26-50		W-L RECORDS	RPI 51-100		RPI 101-999		RPI 201+	
32- 2	7- 2		6- 0		OVERALL	6- 0		13- 0		5- 0	
16- 1	3- 1		2- 0		HOME	2- 0		9- 0		3- 0	
13- 1	2- 1		4- 0		AWAY	3- 0		4- 0		2- 0	
3- 0	2- 0		0- 0		NEUTRAL	1- 0		0- 0		0- 0	
14- 1	2- 1		2- 0		NON-CONFERENCE	3- 0		7- 0		4- 0	
9- 0	1- 0		1- 0		HOME	1- 0		6- 0		3- 0	
5- 1	1- 1		1- 0		AWAY	2- 0		1- 0		1- 0	
0- 0	0- 0		0- 0		NEUTRAL	0- 0		0- 0		0- 0	
18- 1	5- 1		4- 0		CONFERENCE	3- 0		6- 0		1- 0	
7- 1	2- 1		1- 0		HOME	1- 0		3- 0		0- 0	
8- 0	1- 0		3- 0		AWAY	1- 0		3- 0		1- 0	
3- 0	2- 0		0- 0		NEUTRAL	1- 0		0- 0		0- 0	

RPI	S	Opponent	Score	RPI	S	Opponent	Score	RPI	S	Opponent	Score	RPI	S	Opponent	Score
1	A	UConn	58 69	27	A	South Dakota St.	68 64	54	A	Indiana	72 59	104	H	Middle Tenn.	80 26
2	H	Notre Dame	100 67	31	A	Virginia	77 41	67	H	Virginia Tech	67 56	105	H	Wake Forest	89 52
2	N	Notre Dame	74 72	31	H	Virginia	51 39	67	N	Virginia Tech	73 70	116	A	North Carolina	67 57
6	A	Ohio St.	95 90	35	A	Syracuse	84 77	68	A	Georgia Tech	74 71	152	H	Vanderbilt	79 57
7	H	Oregon	74 61	38	H	Michigan	74 49	85	H	Tolledo	90 55	158	H	UT Martin	91 56
8	H	Florida St.	49 50	50	A	Miami (FL)	84 74	86	A	Kentucky	87 63	165	H	Clemson	65 46
16	A	NC State	55 47									182	A	Pittsburgh	77 51
16	N	NC State	64 59									182	H	Pittsburgh	81 49
18	H	Duke	66 60									208	A	Boston College	87 52
												231	H	Southeast Mo. St.	80 40
												290	A	Air Force	62 50
												294	H	Murray St.	115 51
												330	H	Tennessee St.	95 56

LAST 12 Division I GAMES:															
		2 N Notre Dame	74 72			208 A Boston College	87 52								
		16 N NC State	64 59			1 A UConn	58 69								
		67 N Virginia Tech	73 70			165 H Clemson	65 46								
		182 H Pittsburgh	81 49			35 A Syracuse	84 77								
		31 H Virginia	51 39			31 A Virginia	77 41								
		116 A North Carolina	67 57			105 H Wake Forest	89 52								

Non-Div I Games:

Louisville

Average RPI	Win: 294	WON-LOST	WINNING	LAST 10	STRENGTH OF	OPP. STRENGTH	TEAM	ADJ.	CONF.	ADJ CONF.
Average RPI	Loss: 157	RECORD	PCT. RANK	GAMES	SCHEDULE	OF SCHEDULE	RPI	RPI	RPI	RPI
DIV. I ONLY	7- 22	299	4- 6	260	213	304	304	24	24	
DIV. I NON-CONF.	2- 9	295	0- 0	215	89	278	278	21	21	

TOTALS	RPI 1-25	RPI 26-50	W-L RECORDS	RPI 51-100	RPI 101-999	RPI 201+				
7- 22	0- 3	0- 0	OVERALL	0- 5	7- 14	6- 7				
4- 9	0- 1	0- 0	HOME	0- 3	4- 5	3- 3				
3- 13	0- 2	0- 0	AWAY	0- 2	3- 9	3- 4				
0- 0	0- 0	0- 0	NEUTRAL	0- 0	0- 0	0- 0				
2- 9	0- 3	0- 0	NON-CONFERENCE	0- 1	2- 5	2- 1				
1- 3	0- 1	0- 0	HOME	0- 1	1- 1	1- 0				
1- 6	0- 2	0- 0	AWAY	0- 0	1- 4	1- 1				
0- 0	0- 0	0- 0	NEUTRAL	0- 0	0- 0	0- 0				
5- 13	0- 0	0- 0	CONFERENCE	0- 4	5- 9	4- 6				
3- 6	0- 0	0- 0	HOME	0- 2	3- 4	2- 3				
2- 7	0- 0	0- 0	AWAY	0- 2	2- 5	2- 3				
0- 0	0- 0	0- 0	NEUTRAL	0- 0	0- 0	0- 0				

RPI 1-25				RPI 26-50				RPI 51-100				RPI 101+				Team's RPI: 304
RPI	S	Opponent	Score	RPI	S	Opponent	Score	RPI	S	Opponent	Score	RPI	S	Opponent	Score	
19	A	DePaul	47 88					70	A	Drake	46 72	130	A	Butler	52 64	
22	H	Green Bay	39 76					70	H	Drake	53 97	131	A	Milwaukee	41 63	
25	A	Marquette	30 92					96	H	Western Mi ch.	47 65	136	A	UNI	41 70	
								99	A	Missouri St.	36 75	136	H	UNI	39 64	
								99	H	Missouri St.	58 69	140	H	Youngstown St.	49 73	
												147	A	Northern Ill.	71 80	
												173	A	Southern Ill.	46 62	
												173	H	Southern Ill.	62 53	
												243	A	Illinois St.	49 57	
												243	H	Illinois St.	62 59	
												261	A	Indiana St.	67 74	
												261	H	Indiana St.	65 73	
												268	A	Bradley	71 61	
												268	H	Bradley	57 59	
												297	A	Valparaiso	60 76	
												297	H	Valparaiso	53 63	
												326	A	Fort Wayne	70 79	
												332	H	Ill. -Chicago	57 55	
												346	A	Chicago St.	46 28	
												349	A	Evansville	60 47	
												349	H	Evansville	82 63	

LAST 12 Division I GAMES:																
136	H	UNI	39 64	297	H	Valparaiso	53 63									
70	H	Drake	53 97	268	A	Bradley	71 61									
261	A	Indiana St.	67 74	243	A	Illinois St.	49 57									
349	A	Evansville	60 47	349	H	Evansville	82 63									
173	H	Southern Ill.	62 53	261	H	Indiana St.	65 73									
99	H	Missouri St.	58 69	99	A	Missouri St.	36 75									

Non-Div I Games:

Loyol a Chi cago

RPI

RPI 1-25				RPI 26-50				RPI 51-100				RPI 101+				Team's RPI: 236	
RPI	S	Opponent	Score	RPI	S	Opponent	Score	RPI	S	Opponent	Score	RPI	S	Opponent	Score		
17	A	Maryland	45 114					55	A	American	56 69	109	H	George Mason	72 80		
25	A	Marquette	63 83					55	H	American	58 71	115	A	Delaware	38 71		
								77	A	Navy	55 63	153	A	Army West Point	47 62		
								77	A	Navy	44 73	153	H	Army West Point	62 69		
								77	H	Navy	58 40	154	A	William & Mary	49 70		
								89	A	Bucknell I	68 65	206	A	Lehigh	55 64		
								89	H	Bucknell I	69 74	206	H	Lehigh	67 64		
								98	H	Georgetown	54 72	216	A	Norfolk St.	61 58		
												230	A	Boston U.	56 75		
												230	H	Boston U.	65 52		
												234	A	Lafayette	54 65		
												234	H	Lafayette	64 73		
												240	A	Holy Cross	65 58		
												240	H	Holy Cross	77 60		
												267	H	Cornell I	78 63		
												274	A	St. Francis Brooklyn	47 64		
												279	H	Towson	67 76		
												287	A	Colgate	60 71		
												287	H	Colgate	70 55		
												292	A	Mt. St. Mary's	63 71		
LAST 12 Division I GAMES:																	
				77	A	Navy	55 63	234	H	Lafayette	64 73						
				230	H	Boston U.	65 52	55	A	American	56 69						
				77	H	Navy	58 40	240	A	Holy Cross	65 58						
				206	A	Lehigh	55 64	153	A	Army West Point	47 62						
				287	A	Colgate	60 71	206	H	Lehigh	67 64						
				89	H	Bucknell I	69 74	287	H	Colgate	70 55						

Loyola Maryl and

Average RPI Win: 205		WON-LOST RECORD	WINNING PCT. RANK	LAST 10 GAMES	STRENGTH OF SCHEDULE	OPP. STRENGTH OF SCHEDULE	TEAM RPI	ADJ. RPI	CONF. RPI	ADJ. CONF. RPI
Average RPI Loss: 137										
DIV. I ONLY		18- 11	101	6- 4	238	114	141	141	14	14
DIV. I NON-CONF.		7- 3	74	0- 0	287	111	150	150	11	11
TOTALS		RPI 1-25	RPI 26-50	W-L RECORDS	RPI 51-100	RPI 101-999	RPI 201+			
18- 11	0- 0		0- 3	OVERALL	3- 0	15- 8	9- 3			
10- 5	0- 0		0- 2	HOME	2- 0	8- 3	5- 1			
8- 5	0- 0		0- 1	AWAY	1- 0	7- 4	4- 2			
0- 1	0- 0		0- 0	NEUTRAL	0- 0	0- 1	0- 0			
7- 3	0- 0		0- 1	NON-CONFERENCE	1- 0	6- 2	4- 2			
4- 2	0- 0		0- 1	HOME	1- 0	3- 1	2- 1			
3- 1	0- 0		0- 0	AWAY	0- 0	3- 1	2- 1			
0- 0	0- 0		0- 0	NEUTRAL	0- 0	0- 0	0- 0			
11- 8	0- 0		0- 2	CONFERENCE	2- 0	9- 6	5- 1			
6- 3	0- 0		0- 1	HOME	1- 0	5- 2	3- 0			
5- 4	0- 0		0- 1	AWAY	1- 0	4- 3	2- 1			
0- 1	0- 0		0- 0	NEUTRAL	0- 0	0- 1	0- 0			

RPI 1-25				RPI 26-50				RPI 51-100				RPI 101+				Team's RPI: 141	
RPI	S	Opponent	Score	RPI	S	Opponent	Score	RPI	S	Opponent	Score	RPI	S	Opponent	Score		
				32	A	Gonzaga	67 77	75	H	Mi ami (OH)	84 71	121	A	Sai nt Loui s	62 60		
				32	H	Gonzaga	69 75	80	A	Sai nt Mary' s (CA)	75 65	129	A	San Franci sco	60 78		
				49	H	Southern Cal i forni a	70 80	80	H	Sai nt Mary' s (CA)	69 57	129	H	San Franci sco	65 60		
												129	N	San Franci sco	76 89		
												155	A	BYU	52 62		
												155	H	BYU	55 67		
												164	A	San Di ego	67 53		
												164	H	San Di ego	54 60		
												186	A	Paci fi c	79 77		
												186	H	Paci fi c	75 60		
												196	H	Eastern Mi ch.	73 64		
												204	H	UC Santa Barbara	67 61		
												205	H	CSUN	68 75		
												214	A	SMU	60 63		
												232	A	UC Ri versi de	67 59		
												239	A	Pepperdi ne	74 85		
												239	H	Pepperdi ne	75 60		
												277	H	Ari zona	84 70		
												289	A	Santa Cl ara	65 51		
												289	H	Santa Cl ara	64 45		
												301	A	Long Beach St.	84 69		
												317	A	Portl and	63 60		
												317	H	Portl and	76 55		
LAST 12 Division I GAMES:																	
				129	N	San Franci sco	76 89	80	A	Sai nt Mary' s (CA)	75 65						
				186	A	Paci fi c	79 77	317	H	Portl and	76 55						
				289	H	Santa Cl ara	64 45	155	A	BYU	52 62						
				129	H	San Franci sco	65 60	164	A	San Di ego	67 53						
				32	H	Gonzaga	69 75	239	H	Pepperdi ne	75 60						
				239	A	Pepperdi ne	74 85	317	A	Portl and	63 60						

Non-Div I Games: Cal St. Dom. Hills 84 52

Loyol a Marymount

Loss, Non-Conf, S Site, H Home A Away N Neutral

Average RPI Win:	222	WON-LOST	WINNING	LAST 10	STRENGTH OF	OPP. STRENGTH	TEAM	ADJ.	CONF.	ADJ CONF.
Average RPI Loss:	79	RECORD	PCT. RANK	GAMES	SCHEDULE	OF SCHEDULE	RPI	RPI	RPI	RPI
DIV. I ONLY	20- 9	68	9- 1	143	163	73	73	20	20	
DIV. I NON-CONF.	5- 6	187	0- 0	71	7	83	83	24	24	

TOTALS	RPI 1-25	RPI 26-50	W-L RECORDS	RPI 51-100	RPI 101-999	RPI 201+				
20- 9	0- 3	0- 1	OVERALL	2- 2	18- 3	10- 0				
11- 2	0- 0	0- 0	HOME	2- 0	9- 2	5- 0				
8- 7	0- 3	0- 1	AWAY	0- 2	8- 1	4- 0				
1- 0	0- 0	0- 0	NEUTRAL	0- 0	1- 0	1- 0				
5- 6	0- 3	0- 1	NON-CONFERENCE	1- 1	4- 1	3- 0				
2- 1	0- 0	0- 0	HOME	1- 0	1- 1	1- 0				
2- 5	0- 3	0- 1	AWAY	0- 1	2- 0	1- 0				
1- 0	0- 0	0- 0	NEUTRAL	0- 0	1- 0	1- 0				
15- 3	0- 0	0- 0	CONFERENCE	1- 1	14- 2	7- 0				
9- 1	0- 0	0- 0	HOME	1- 0	8- 1	4- 0				
6- 2	0- 0	0- 0	AWAY	0- 1	6- 1	3- 0				
0- 0	0- 0	0- 0	NEUTRAL	0- 0	0- 0	0- 0				

Maine

RPI 1-25				RPI 26-50				RPI 51-100 Team's RPI: 73				RPI 101+			
RPI	S	Opponent	Score	RPI	S	Opponent	Score	RPI	S	Opponent	Score	RPI	S	Opponent	Score
5	A	Mississippi St.	43 83	50	A	Miami (FL)	70 80	51	H	Harvard	76 51	119	A	Dartmouth	64 51
6	A	Ohio St.	70 83					82	A	Albany (NY)	54 68	125	H	Tulane	34 42
18	A	Duke	39 69					82	H	Albany (NY)	74 69	132	A	Hartford	59 44
								85	A	Toledo	64 65	132	H	Hartford	59 56
												157	A	Binghamton	61 38
												157	H	Binghamton	62 66
												175	A	New Hampshire	56 46
												175	H	New Hampshire	64 48
												175	H	New Hampshire	77 46
												187	A	Stony Brook	68 76
												187	H	Stony Brook	64 56
												208	A	Boston College	61 40
												293	A	Vermont	79 47
												293	H	Vermont	64 55
												295	H	Bryant	70 68
												300	N	Kennesaw St.	75 39
												322	A	UMBC	64 50
												322	H	UMBC	65 43
												322	H	UMBC	69 36
												348	A	UMass Lowell	69 51
												348	H	UMass Lowell	70 65
LAST 12 Division I GAMES:															
175	H	New Hampshire	64 48	175	H	New Hampshire	77 46	132	H	Hartford	59 56				
322	H	UMBC	65 43					157	A	Binghamton	61 38				
82	H	Albany (NY)	74 69					348	A	UMass Lowell	69 51				
293	A	Vermont	79 47					322	H	UMBC	69 36				
348	H	UMass Lowell	70 65					175	A	New Hampshire	56 46				
187	A	Stony Brook	68 76												

Maine

Non-Div I Games: Maine Maritime 89 49 Me.-Fort Kent 100 40

Maine

Average RPI Win:	303	WON-LOST	WINNING	LAST 10	STRENGTH OF	OPP. STRENGTH	TEAM	ADJ.	CONF.	ADJ CONF.
Average RPI Loss:	165	RECORD	PCT. RANK	GAMES	SCHEDULE	OF SCHEDULE	RPI	RPI	RPI	RPI
DIV. I ONLY	13- 18	220	5- 5	312	290	264	264	28	28	
DIV. I NON-CONF.	3- 8	268	0- 0	102	244	218	218	25	25	

TOTALS	RPI 1-25	RPI 26-50	W-L RECORDS	RPI 51-100	RPI 101-999	RPI 201+				
13- 18	0- 0	0- 3	OVERALL	0- 3	13- 12	13- 6				
7- 5	0- 0	0- 1	HOME	0- 2	7- 2	7- 1				
4- 12	0- 0	0- 2	AWAY	0- 1	4- 9	4- 5				
2- 1	0- 0	0- 0	NEUTRAL	0- 0	2- 1	2- 0				
3- 8	0- 0	0- 2	NON-CONFERENCE	0- 3	3- 3	3- 1				
1- 2	0- 0	0- 0	HOME	0- 2	1- 0	1- 0				
1- 6	0- 0	0- 2	AWAY	0- 1	1- 3	1- 1				
1- 0	0- 0	0- 0	NEUTRAL	0- 0	1- 0	1- 0				
10- 10	0- 0	0- 1	CONFERENCE	0- 0	10- 9	10- 5				
6- 3	0- 0	0- 1	HOME	0- 0	6- 2	6- 1				
3- 6	0- 0	0- 0	AWAY	0- 0	3- 6	3- 4				
1- 1	0- 0	0- 0	NEUTRAL	0- 0	1- 1	1- 0				

RPI 1-25				RPI 26-50				RPI 51-100				RPI 101+ Team's RPI: 264			
RPI	S	Opponent	Score	RPI	S	Opponent	Score	RPI	S	Opponent	Score	RPI	S	Opponent	Score
				31	A	Virginia	47 69	82	H	Albany (NY)	56 62	156	A	Marist	40 65
				36	H	Quinnipiac	64 80	83	H	Fordham	48 54	156	N	Marist	60 84
				42	A	Californi a	66 87	93	A	Penn St.	46 78	175	A	New Hampshire	55 68
												187	A	Stony Brook	59 74
												199	A	Siena	51 56
												199	H	Siena	54 56
												233	A	Niagara	64 65
												233	H	Niagara	82 64
												248	A	Sacred Heart	61 65
												250	A	Rider	51 67
												250	H	Rider	50 53
												265	A	LIU Brooklyn	72 38
												273	A	Fairfield	52 55
												273	H	Fairfield	55 44
												274	H	St. Francis Brooklyn	57 54
												284	A	Monmouth	59 63
												284	H	Monmouth	63 53
												285	A	Canisius	59 56
												285	H	Canisius	58 39
												321	N	Coppin St.	74 56
												342	A	Iona	57 48
												342	H	Iona	67 63
												342	N	Iona	55 39
												347	A	Saint Peter's	60 39
												347	H	Saint Peter's	76 64
LAST 12 Division I GAMES:															
				156	N	Marist	60 84	284	A	Monmouth	59 63				
				342	N	Iona	55 39	273	H	Fairfield	55 44				
				250	H	Rider	50 53	233	H	Niagara	82 64				
				347	A	Saint Peter's	60 39	273	A	Fairfield	52 55				
				342	A	Iona	57 48	250	A	Rider	51 67				
				199	H	Siena	54 56	284	H	Monmouth	63 53				

Non-Div I Games:

Manhattan

Average RPI Win:	273	WON-LOST	WINNING	LAST 10	STRENGTH OF	OPP. STRENGTH	TEAM	ADJ.	CONF.	ADJ CONF.
Average RPI Loss:	119	RECORD	PCT. RANK	GAMES	SCHEDULE	OF SCHEDULE	RPI	RPI	RPI	RPI
DIV. I ONLY	20- 13	112	7- 3	255	251	156	156	28	28	
DIV. I NON-CONF.	4- 8	239	0- 0	235	136	246	246	25	25	

TOTALS	RPI 1-25	RPI 26-50	W-L RECORDS	RPI 51-100	RPI 101-999	RPI 201+				
20- 13	0- 0	0- 4	OVERALL	0- 2	20- 7	18- 2				
9- 4	0- 0	0- 1	HOME	0- 1	9- 2	8- 1				
10- 6	0- 0	0- 1	AWAY	0- 0	10- 5	9- 1				
1- 3	0- 0	0- 2	NEUTRAL	0- 1	1- 0	1- 0				
4- 8	0- 0	0- 1	NON-CONFERENCE	0- 2	4- 5	4- 1				
2- 2	0- 0	0- 0	HOME	0- 1	2- 1	2- 0				
2- 4	0- 0	0- 0	AWAY	0- 0	2- 4	2- 1				
0- 2	0- 0	0- 1	NEUTRAL	0- 1	0- 0	0- 0				
16- 5	0- 0	0- 3	CONFERENCE	0- 0	16- 2	14- 1				
7- 2	0- 0	0- 1	HOME	0- 0	7- 1	6- 1				
8- 2	0- 0	0- 1	AWAY	0- 0	8- 1	7- 0				
1- 1	0- 0	0- 1	NEUTRAL	0- 0	1- 0	1- 0				

RPI	S	Opponent	Score	RPI	S	Opponent	Score	RPI	S	Opponent	Score	RPI	S	Opponent	Score
36	A	Qui nni pi ac	56 62	62	N	Purdue	47 61	119	H	Dartmouth	51 60	123	A	Seton Hall	60 85
36	H	Qui nni pi ac	74 80	77	H	Navy	70 77	138	A	Northeastern	72 78	184	A	Temple	77 83
36	N	Qui nni pi ac	58 67					199	A	Si ena	67 51	199	A	Si ena	53 58
49	N	Southern Cali forni a	57 78					199	H	Si ena	73 54	230	A	Boston U.	80 52
								233	A	Ni agara	84 78	233	H	Ni agara	61 68
								240	H	Holy Cross	85 74	250	A	Ri der	80 69
								250	H	Ri der	68 67	257	A	Hawai i	63 70
								264	H	Manhattan	65 40	264	N	Manhattan	84 60
								273	A	Fai rfi eld	48 34	273	H	Fai rfi eld	71 63
								275	A	Massachusetts	88 60	284	A	Monmouth	85 57
								284	H	Monmouth	69 46	285	A	Can i si us	78 53
								285	H	Can i si us	58 47	334	H	Rhode Island	64 42
								342	A	I ona	55 45	342	H	I ona	75 55
								347	A	Saint Peter's	86 53				
LAST 12 Di vi si on I GAMES:															
36	N	Qui nni pi ac	58 67	273	A	Fai rfi eld	48 34								
199	A	Si ena	67 51	285	H	Can i si us	58 47								
264	N	Manhattan	84 60	284	A	Monmouth	85 57								
233	H	Ni agara	61 68	199	H	Si ena	73 54								
342	A	I ona	55 45	342	H	I ona	75 55								
36	H	Qui nni pi ac	74 80	285	A	Can i si us	78 53								

Non-Di v I Games:

Marist

Average RPI Win:	139	WON-LOST	WINNING	LAST 10	STRENGTH OF	OPP. STRENGTH	TEAM	ADJ.	CONF.	ADJ CONF.
Average RPI Loss:	38	RECORD	PCT. RANK	GAMES	SCHEDULE	OF SCHEDULE	RPI	RPI	RPI	RPI
DIV. I ONLY	23- 9	59	8- 2	36	49	25	25	6	6	
DIV. I NON-CONF.	6- 5	153	0- 0	32	35	61	61	6	6	

TOTALS	RPI 1-25	RPI 26-50	W-L RECORDS	RPI 51-100	RPI 101-999	RPI 201+				
23- 9	1- 5	4- 2	OVERALL	3- 2	15- 0	8- 0				
12- 1	1- 0	1- 1	HOME	2- 0	8- 0	5- 0				
8- 7	0- 4	2- 1	AWAY	1- 2	5- 0	2- 0				
3- 1	0- 1	1- 0	NEUTRAL	0- 0	2- 0	1- 0				
6- 5	0- 3	0- 1	NON-CONFERENCE	0- 1	6- 0	4- 0				
4- 0	0- 0	0- 0	HOME	0- 0	4- 0	3- 0				
1- 4	0- 2	0- 1	AWAY	0- 1	1- 0	0- 0				
1- 1	0- 1	0- 0	NEUTRAL	0- 0	1- 0	1- 0				
17- 4	1- 2	4- 1	CONFERENCE	3- 1	9- 0	4- 0				
8- 1	1- 0	1- 1	HOME	2- 0	4- 0	2- 0				
7- 3	0- 2	2- 0	AWAY	1- 1	4- 0	2- 0				
2- 0	0- 0	1- 0	NEUTRAL	0- 0	1- 0	0- 0				

RPI 1-25				RPI 26-50				RPI 51-100				RPI 101+			
RPI	S	Opponent	Score	RPI	S	Opponent	Score	RPI	S	Opponent	Score	RPI	S	Opponent	Score
2	A	Notre Dame	85 91	29	A	Vi l l a n o v a	67 57	71	A	St. John' s (NY)	76 57	123	A	Seton Hall	81 54
9	N	Tennessee	99 101	29	H	Vi l l a n o v a	90 69	71	H	St. John' s (NY)	74 72	123	H	Seton Hall	97 84
19	A	DePaul	63 98	38	A	Mi c h i g a n	76 82	88	A	New Mexi c o	87 88	130	A	Butl e r	78 59
19	A	DePaul	83 95	48	A	Creighton	92 77	98	A	Georgetown	58 85	130	H	Butl e r	69 67
19	H	DePaul	93 81	48	H	Creighton	73 74	98	H	Georgetown	71 68	130	N	Butl e r	73 61
22	A	Green Bay	55 63	48	N	Creighton	76 70					131	A	Mi l w a u k e e	83 68
												153 H Army West Point 83 53			
												203 H Wi s c o n s i n 88 65			
												217 A Provi d e n c e 77 60			
												217 H Provi d e n c e 94 61			
												227 A Xavi e r 80 63			
												227 H Xavi e r 88 67			
												235 N Mont a n a 87 68			
												236 H Loyol a Maryl a n d 83 63			
												304 H Loyol a Chi c a g o 92 30			
LAST 12 Division I GAMES:															
19	A	DePaul	63 98	29	H	Vi l l a n o v a	90 69	130	A	Butl e r	78 59	227	A	Xavi e r	80 63
48	N	Creighton	76 70	130	A	Butl e r	78 59	48	H	Crei g h t o n	73 74	217	H	Provi d e n c e	94 61
130	N	Butl e r	73 61	227	A	Xavi e r	80 63	19	A	DePaul	83 95				
71	A	St. John' s (NY)	76 57												
123	A	Seton Hall	81 54												
98	H	Georgetown	71 68												

Non-Div I Games:

Marquette

M
a
r
s
h
a
l
l

M
a
r
s
h
a
l
l

Non-Div I Games:	Ky. Christian	111	38	Alice Lloyd	96	46
------------------	---------------	-----	----	-------------	----	----

Average RPI Win:	132	WON-LOST	WINNING	LAST 10	STRENGTH OF	OPP. STRENGTH	TEAM	ADJ.	CONF.	ADJ CONF.
Average RPI Loss:	32	RECORD	PCT. RANK	GAMES	SCHEDULE	OF SCHEDULE	RPI	RPI	RPI	RPI
DIV. I ONLY	25- 7	36	6- 4	33	18	17	17	3	3	
DIV. I NON-CONF.	11- 2	22	0- 0	138	39	40	40	4	4	

TOTALS	RPI 1-25	RPI 26-50	W-L RECORDS	RPI 51-100	RPI 101-999	RPI 201+				
25- 7	2- 3	4- 2	OVERALL	9- 2	10- 0	9- 0				
12- 3	2- 1	1- 0	HOME	4- 2	5- 0	5- 0				
10- 3	0- 1	3- 2	AWAY	3- 0	4- 0	3- 0				
3- 1	0- 1	0- 0	NEUTRAL	2- 0	1- 0	1- 0				
11- 2	0- 2	2- 0	NON-CONFERENCE	2- 0	7- 0	7- 0				
6- 1	0- 1	0- 0	HOME	2- 0	4- 0	4- 0				
4- 1	0- 1	2- 0	AWAY	0- 0	2- 0	2- 0				
1- 0	0- 0	0- 0	NEUTRAL	0- 0	1- 0	1- 0				
14- 5	2- 1	2- 2	CONFERENCE	7- 2	3- 0	2- 0				
6- 2	2- 0	1- 0	HOME	2- 2	1- 0	1- 0				
6- 2	0- 0	1- 2	AWAY	3- 0	2- 0	1- 0				
2- 1	0- 1	0- 0	NEUTRAL	2- 0	0- 0	0- 0				

RPI	S	Opponent	Score	RPI	S	Opponent	Score	RPI	S	Opponent	Score	RPI	S	Opponent	Score
1	A	UConn	72 97	31	A	Virginia	60 59	54	H	Indiana	74 70	176	A	Northwestern	68 65
6	H	Ohio St.	99 69	38	A	Michigan	65 71	54	N	Indiana	67 54	203	A	Wisconsin	71 44
6	N	Ohio St.	69 79	39	A	Rutgers	72 54	60	A	Nebraska	64 57	225	A	Akron	75 54
11	H	South Carolina	86 94	39	H	Rutgers	88 60	60	H	Nebraska	77 75	233	H	Niagara	92 65
21	H	Iowa	80 64	40	A	Minnesota	74 93	60	N	Nebraska	66 53	236	H	Loyola Maryland	114 45
				50	A	Miami (FL)	79 71	62	H	Purdue	65 75	242	H	Illinois	100 65
								66	A	Michigan St.	76 68	269	H	Howard	111 49
								66	H	Michigan St.	68 82	292	H	Mt. St. Mary's	97 57
								76	H	George Washington	80 54	300	N	Kennesaw St.	89 35
								82	H	Albany (NY)	91 58	321	A	Coppin St.	113 49
								93	A	Penn St.	69 65				
LAST 12 Division I GAMES:															
		6 N Ohio St.	69 79			62 H Purdue	65 75								
		60 N Nebraska	66 53			39 A Rutgers	72 54								
		54 N Indiana	67 54			66 A Michigan St.	76 68								
		60 H Nebraska	77 75			60 A Nebraska	64 57								
		38 A Michigan	65 71			39 H Rutgers	88 60								
		40 A Minnesota	74 93			176 A Northwestern	68 65								

Non-Div I Games:

Maryland

Massachusetts

Through Games Of March 7, 2018

Average RPI Win:	274	WON-LOST	WINNING	LAST 10	STRENGTH OF	OPP. STRENGTH	TEAM	ADJ.	CONF.	ADJ CONF.
Average RPI Loss:	155	RECORD	PCT. RANK	GAMES	SCHEDULE	OF SCHEDULE	RPI	RPI	RPI	RPI
DIV. I ONLY	12- 16	219	5- 5	338	188	275	275	13	13	
DIV. I NON-CONF.	6- 5	153	0- 0	346	334	290	290	10	10	

TOTALS	RPI 1-25	RPI 26-50	W-L RECORDS	RPI 51-100	RPI 101-999	RPI 201+				
12- 16	0- 0	0- 1	OVERALL	1- 3	11- 12	9- 3				
7- 6	0- 0	0- 1	HOME	1- 1	6- 4	5- 0				
4- 10	0- 0	0- 0	AWAY	0- 2	4- 8	3- 3				
1- 0	0- 0	0- 0	NEUTRAL	0- 0	1- 0	1- 0				
6- 5	0- 0	0- 0	NON-CONFERENCE	1- 0	5- 5	5- 2				
3- 2	0- 0	0- 0	HOME	1- 0	2- 2	2- 0				
2- 3	0- 0	0- 0	AWAY	0- 0	2- 3	2- 2				
1- 0	0- 0	0- 0	NEUTRAL	0- 0	1- 0	1- 0				
6- 11	0- 0	0- 1	CONFERENCE	0- 3	6- 7	4- 1				
4- 4	0- 0	0- 1	HOME	0- 1	4- 2	3- 0				
2- 7	0- 0	0- 0	AWAY	0- 2	2- 5	1- 1				
0- 0	0- 0	0- 0	NEUTRAL	0- 0	0- 0	0- 0				

RPI 1-25				RPI 26-50				RPI 51-100				RPI 101+ Team's RPI : 275			
RPI	S	Opponent	Score	RPI	S	Opponent	Score	RPI	S	Opponent	Score	RPI	S	Opponent	Score
33	H	Dayton	49 78	72	A	Duquesne	57 60	109	A	George Mason	60 71				
				76	A	George Washington	49 55	121	A	Saint Louis	64 70				
				83	H	Fordham	51 62	121	A	Saint Louis	63 64				
				87	H	Liberty	64 61	135	H	Saint Joseph's	79 84				
								138	H	Northeastern	54 64				
								156	H	Marist	60 88				
								185	A	Davidson	81 87				
								185	H	Davidson	70 68				
								195	A	Richmond	58 49				
								195	H	Richmond	39 51				
								201	A	North Dakota	52 82				
								246	H	La Salle	69 66				
								258	A	St. Bonaventure	59 69				
								279	H	Towson	72 49				
								282	H	VCU	79 75				
								286	A	North Dakota St.	70 82				
								308	A	UTRGV	59 67				
								312	A	Incarnate Word	64 45				
								334	A	Rhode Island	61 59				
								334	H	Rhode Island	87 50				
								341	N	Mississippi Val.	85 46				
								347	H	Saint Peter's	81 65				
								348	A	UMass Lowell	73 63				
LAST 12 Division I GAMES:															
121	A	Saint Louis	64 70	33	H	Dayton	49 78								
334	H	Rhode Island	87 50	246	H	La Salle	69 66								
195	A	Richmond	58 49	195	H	Richmond	39 51								
185	H	Davidson	70 68	334	A	Rhode Island	61 59								
76	A	George Washington	49 55	185	A	Davidson	81 87								
109	A	George Mason	60 71	282	H	VCU	79 75								

Non-Div I Games: Me.-Fort Kent 111 45 Fisher 121 38

Massachusetts

Loss, Non-Conf, S Site, H Home A Away N Neutral

Average RPI Win: **309**
 Average RPI Loss: **163**

WON-LOST
RECORD

WINNING
PCT. RANK

LAST 10
GAMES

STRENGTH OF
SCHEDULE

OPP. STRENGTH
OF SCHEDULE

TEAM
RPI

ADJ.
RPI

CONF.
RPI

ADJ CONF.
RPI

DIV. I ONLY	9- 17	251	4- 6	282	267	276	276	26	26
DIV. I NON-CONF.	1- 7	310	0- 0	105	70	276	276	26	26

TOTALS	RPI 1-25	RPI 26-50	W-L RECORDS	RPI 51-100	RPI 101-999	RPI 201+			
9- 17	0- 2	0- 0	OVERALL	0- 2	9- 13	9- 8			
4- 8	0- 0	0- 0	HOME	0- 1	4- 7	4- 5			
5- 9	0- 2	0- 0	AWAY	0- 1	5- 6	5- 3			
0- 0	0- 0	0- 0	NEUTRAL	0- 0	0- 0	0- 0			
1- 7	0- 2	0- 0	NON-CONFERENCE	0- 0	1- 5	1- 2			
1- 2	0- 0	0- 0	HOME	0- 0	1- 2	1- 1			
0- 5	0- 2	0- 0	AWAY	0- 0	0- 3	0- 1			
0- 0	0- 0	0- 0	NEUTRAL	0- 0	0- 0	0- 0			
8- 10	0- 0	0- 0	CONFERENCE	0- 2	8- 8	8- 6			
3- 6	0- 0	0- 0	HOME	0- 1	3- 5	3- 4			
5- 4	0- 0	0- 0	AWAY	0- 1	5- 3	5- 2			
0- 0	0- 0	0- 0	NEUTRAL	0- 0	0- 0	0- 0			

RPI 1-25				RPI 26-50				RPI 51-100				RPI 101+ Team's RPI: 276			
RPI	S	Opponent	Score	RPI	S	Opponent	Score	RPI	S	Opponent	Score	RPI	S	Opponent	Score
4	A	Baylor	34 95					91	A	Lamar University	58 83	117	A	SFA	58 73
12	A	Texas	34 100					91	H	Lamar University	72 81	125	H	Tulane	66 70
												126	A	Louisiana Tech	62 78
												128	H	Central Ark.	45 51
												169	A	Louisiana	86 98
												214	A	SMU	59 65
												222	A	New Orleans	62 84
												222	H	New Orleans	64 77
												223	H	A&M-Corpus Christi	70 64
												224	H	Grambling	60 75
												229	A	Nicholls St.	51 63
												229	H	Nicholls St.	54 61
												253	H	Abilene Christian	75 80
												298	A	Southeastern La.	77 65
												298	H	Southeastern La.	69 47
												309	A	Houston Baptist	86 74
												309	H	Houston Baptist	61 67
												312	A	Incarinate Word	66 57
												335	A	Sam Houston St.	66 63
												336	A	Northwestern St.	60 44
												336	H	Northwestern St.	72 67
												338	H	La.-Monroe	65 61
LAST 12 Division I GAMES:															
				91	H	Lamar University	72 81	298	H	Southeastern La.	69 47				
				223	H	A&M-Corpus Christi	70 64	117	A	SFA	58 73				
				309	H	Houston Baptist	61 67	336	A	Northwestern St.	60 44				
				229	A	Nicholls St.	51 63	335	A	Sam Houston St.	66 63				
				222	A	New Orleans	62 84	91	A	Lamar University	58 83				
				128	H	Central Ark.	45 51	309	A	Houston Baptist	86 74				

Non-Div I Games: LSU-Alexandria 73 53 Louisiana Col. 84 46 Southern-N. O. 76 61

McNeese

Loss, Non-Conf, S Site, H Home A Away N Neutral

Average RPI Win: 198

Average RPI Loss: 101

WON-LOST
RECORDWINNING
PCT. RANKLAST 10
GAMESSTRENGTH OF
SCHEDULEOPP. STRENGTH
OF SCHEDULETEAM
RPIADJ.
RPICONF.
RPIADJ CONF.
RPI

DIV. I ONLY	10- 20	257	3- 7	65	85	191	191	7	7
DIV. I NON-CONF.	5- 8	220	0- 0	86	139	204	204	7	7

TOTALS	RPI 1-25	RPI 26-50	W-L RECORDS	RPI 51-100	RPI 101-999	RPI 201+			
10- 20	0- 5	0- 2	OVERALL	1- 3	9- 10	3- 2			
7- 8	0- 2	0- 1	HOME	1- 1	6- 4	3- 2			
3- 8	0- 1	0- 1	AWAY	0- 2	3- 4	0- 0			
0- 4	0- 2	0- 0	NEUTRAL	0- 0	0- 2	0- 0			
5- 8	0- 2	0- 0	NON-CONFERENCE	1- 2	4- 4	3- 1			
4- 3	0- 0	0- 0	HOME	1- 1	3- 2	3- 1			
1- 2	0- 0	0- 0	AWAY	0- 1	1- 1	0- 0			
0- 3	0- 2	0- 0	NEUTRAL	0- 0	0- 1	0- 0			
5- 12	0- 3	0- 2	CONFERENCE	0- 1	5- 6	0- 1			
3- 5	0- 2	0- 1	HOME	0- 0	3- 2	0- 1			
2- 6	0- 1	0- 1	AWAY	0- 1	2- 3	0- 0			
0- 1	0- 0	0- 0	NEUTRAL	0- 0	0- 1	0- 0			

RPI 1-25				RPI 26-50				RPI 51-100				RPI 101+ Team's RPI: 191			
RPI	S	Opponent	Score	RPI	S	Opponent	Score	RPI	S	Opponent	Score	RPI	S	Opponent	Score
1	A	UConn	49 97	46	A	UCF	41 61	78	H	UAB	64 62	103	A	Cincinnati	53 64
1	H	UConn	36 93	46	H	UCF	40 63	79	A	Houston	55 66	125	H	Tulane	73 60
6	N	Ohio St.	69 100					81	H	IUPUI	57 80	125	N	Tulane	64 76
14	H	South Fla.	62 81					95	A	Little Rock	57 86	126	A	Louisiana Tech	40 65
19	N	DePaul	67 81									149	N	Kent St.	55 70
												151	A	Wichita St.	61 69
												151	H	Wichita St.	64 77
												152	A	Vanderbilt	71 60
												173	H	Southern Ill.	56 68
												184	A	Temple	83 78
												192	A	East Carolina	62 75
												192	H	East Carolina	72 36
												197	A	Tulsa	69 48
												197	H	Tulsa	65 56
												214	H	SMU	35 53
												224	H	Grambling	57 48
												242	H	Illinois	47 63
												296	H	Jackson St.	64 53
												330	H	Tennessee St.	79 75
LAST 12 Division I GAMES:															
125	N	Tulane	64 76	214	H	SMU	35 53								
184	A	Temple	83 78	79	A	Houston	55 66								
197	H	Tulsa	65 56	46	A	UCF	41 61								
46	H	UCF	40 63	151	H	Wichita St.	64 77								
125	H	Tulane	73 60	1	H	UConn	36 93								
192	A	East Carolina	62 75	103	A	Cincinnati	53 64								

Non-Div I Games:

Memphis

■ Loss,
 ■ Non-Conf,
 ■ S Site,
 ■ Home
 ■ Away
 N Neutral

Average RPI Win:	207	WON-LOST	WINNING	LAST 10	STRENGTH OF	OPP. STRENGTH	TEAM	ADJ.	CONF.	ADJ CONF.
Average RPI Loss:	41	RECORD	PCT. RANK	GAMES	SCHEDULE	OF SCHEDULE	RPI	RPI	RPI	RPI
DIV. I ONLY	30- 2	5	10- 0	256	138	47	47	17	17	
DIV. I NON-CONF.	13- 2	20	0- 0	242	190	69	69	16	16	

TOTALS	RPI 1-25	RPI 26-50	W-L RECORDS	RPI 51-100	RPI 101-999	RPI 201+				
30- 2	0- 0	1- 1	OVERALL	1- 1	28- 0	15- 0				
13- 1	0- 0	0- 1	HOME	1- 0	12- 0	7- 0				
13- 0	0- 0	1- 0	AWAY	0- 0	12- 0	6- 0				
4- 1	0- 0	0- 0	NEUTRAL	0- 1	4- 0	2- 0				
13- 2	0- 0	1- 1	NON-CONFERENCE	1- 1	11- 0	8- 0				
6- 1	0- 0	0- 1	HOME	1- 0	5- 0	4- 0				
6- 0	0- 0	1- 0	AWAY	0- 0	5- 0	3- 0				
1- 1	0- 0	0- 0	NEUTRAL	0- 1	1- 0	1- 0				
17- 0	0- 0	0- 0	CONFERENCE	0- 0	17- 0	7- 0				
7- 0	0- 0	0- 0	HOME	0- 0	7- 0	3- 0				
7- 0	0- 0	0- 0	AWAY	0- 0	7- 0	3- 0				
3- 0	0- 0	0- 0	NEUTRAL	0- 0	3- 0	1- 0				

RPI 1-25				RPI 26-50				Team's RPI: 47				RPI 51-100				RPI 101+			
RPI	S	Opponent	Score	RPI	S	Opponent	Score	RPI	S	Opponent	Score	RPI	S	Opponent	Score	RPI	S	Opponent	Score
26	H	Georgia	54 72	46	A	UCF	73 64	56	N	Western Ky.	62 67	76	H	George Washington	61 44	107	A	ETSU	85 65
																107	H	ETSU	63 48
																107	N	ETSU	68 53
																108	A	Chattanooga	71 50
																108	H	Chattanooga	65 56
																116	A	North Carolina	97 86
																159	A	Samford	73 59
																159	H	Samford	48 45
																159	N	Samford	81 44
																167	A	Charlotte	90 74
																185	H	Davidson	69 54
																188	A	Furman	86 64
																188	H	Furman	65 53
																218	A	UNCG	57 54
																218	H	UNCG	80 57
																226	A	UNC Asheville	67 56
																241	A	Fla. Atlantic	66 55
																256	A	Campbell	58 57
																269	H	Howard	70 44
																282	N	VCU	70 54
																302	A	Wofford	71 46
																302	H	Wofford	80 39
																307	A	Western Caro.	53 46
																307	H	Western Caro.	72 50
																307	N	Western Caro.	75 44
																318	H	South Carolina St.	74 53
																327	H	Ga. Southern	72 45
																344	H	Winthrop	93 45
LAST 12 Division I GAMES:																			
107	N	ETSU	68 53	159	N	Samford	81 44	307	A	Western Caro.	53 46	159	H	Samford	48 45	188	H	Furman	65 53
307	N	Western Caro.	75 44	107	H	ETSU	63 48	108	A	Chattanooga	71 50	107	A	ETSU	85 65				
108	H	Chattanooga	65 56	218	A	UNCG	57 54												

Non-Div I Games:

Mercer

Average RPI	Win:	140	WON-LOST	WINNING	LAST 10	STRENGTH OF	OPP. STRENGTH	TEAM	ADJ.	CONF.	ADJ CONF.
Average RPI	Loss:	43	RECORD	PCT. RANK	GAMES	SCHEDULE	OF SCHEDULE	RPI	RPI	RPI	RPI
DIV. I ONLY		21- 10		78	7- 3	46	14	50	50	1	1
DIV. I NON-CONF.		10- 3		52	0- 0	179	85	102	102	1	1

TOTALS	RPI 1-25		RPI 26-50		W-L RECORDS	RPI 51-100		RPI 101-999		RPI 201+	
21- 10	2- 6		2- 0		OVERALL	5- 2		12- 2		6- 0	
13- 5	2- 3		1- 0		HOME	4- 1		6- 1		4- 0	
5- 4	0- 2		1- 0		AWAY	1- 1		3- 1		1- 0	
3- 1	0- 1		0- 0		NEUTRAL	0- 0		3- 0		1- 0	
10- 3	0- 1		0- 0		NON-CONFERENCE	3- 1		7- 1		5- 0	
8- 2	0- 1		0- 0		HOME	3- 1		5- 0		4- 0	
0- 1	0- 0		0- 0		AWAY	0- 0		0- 1		0- 0	
2- 0	0- 0		0- 0		NEUTRAL	0- 0		2- 0		1- 0	
11- 7	2- 5		2- 0		CONFERENCE	2- 1		5- 1		1- 0	
5- 3	2- 2		1- 0		HOME	1- 0		1- 1		0- 0	
5- 3	0- 2		1- 0		AWAY	1- 1		3- 0		1- 0	
1- 1	0- 1		0- 0		NEUTRAL	0- 0		1- 0		0- 0	

RPI 1-25				RPI 26-50				Team's RPI: 50				RPI 51-100				RPI 101+			
RPI	S	Opponent	Score	RPI	S	Opponent	Score	RPI	S	Opponent	Score	RPI	S	Opponent	Score	RPI	S	Opponent	Score
2	A	Notre Dame	76 83	31	A	Vi rgi ni a	77 62	66	H	Mi chi gan St.	67 57	105	H	Wake Forest	50 61				
3	H	Louisville	74 84	35	H	Syracuse	72 67	67	A	Vi rgi ni a Tech	82 78	105	N	Wake Forest	68 60				
8	A	Florida St.	67 105					67	H	Vi rgi ni a Tech	76 46	116	A	North Carolina	92 72				
8	H	Florida St.	71 91					68	A	Georgi a Tech	51 70	122	H	Bethune-Cookman	85 39				
8	N	Florida St.	69 73					71	H	St. John' s (NY)	64 74	142	A	Col orado	61 67				
16	H	NC State	52 48					73	H	Maine	80 70	165	A	Clemson	72 60				
17	H	Maryland	71 79					86	H	Kentucky	65 54	173	N	Southern Ill.	75 65				
18	H	Duke	51 48									182	H	Pi ttsburgh	82 58				
												208	A	Boston Col lege	65 43				
												222	H	New Orleans	76 46				
												272	N	Sacramento St.	82 56				
												293	H	Vermont	73 49				
												299	H	FIU	77 69				
												314	H	Al abama St.	79 31				

LAST 12 Di vi si on I GAMES:																			
8	N	Florida St.	69 73	8	H	Florida St.	71 91	105	N	Wake Forest	68 60	16	H	NC State	52 48				
67	H	Vi rgi ni a Tech	76 46	116	A	North Carolina	92 72	67	H	Vi rgi ni a Tech	82 78	3	H	Loui sville	74 84				
68	A	Georgi a Tech	51 70	67	A	Vi rgi ni a Tech	76 46	208	A	Boston Col lege	65 43								
31	A	Vi rgi ni a	77 62																
182	H	Pi ttsburgh	82 58																

Non-Div I Games:

Miami (FL)

Average RPI Win:	190	WON-LOST	WINNING	LAST 10	STRENGTH OF	OPP. STRENGTH	TEAM	ADJ.	CONF.	ADJ CONF.
Average RPI Loss:	78	RECORD	PCT. RANK	GAMES	SCHEDULE	OF SCHEDULE	RPI	RPI	RPI	RPI
DIV. I ONLY	21- 9	65	9- 1	154	96	75	75	8	8	
DIV. I NON-CONF.	8- 3	65	0- 0	255	292	99	99	8	8	

TOTALS	RPI 1-25	RPI 26-50	W-L RECORDS	RPI 51-100	RPI 101-999	RPI 201+				
21- 9	0- 3	0- 1	OVERALL	2- 2	19- 3	9- 0				
11- 3	0- 2	0- 0	HOME	1- 0	10- 1	6- 0				
8- 6	0- 1	0- 1	AWAY	1- 2	7- 2	3- 0				
2- 0	0- 0	0- 0	NEUTRAL	0- 0	2- 0	0- 0				
8- 3	0- 0	0- 0	NON-CONFERENCE	1- 1	7- 2	5- 0				
5- 0	0- 0	0- 0	HOME	0- 0	5- 0	4- 0				
2- 3	0- 0	0- 0	AWAY	1- 1	1- 2	1- 0				
1- 0	0- 0	0- 0	NEUTRAL	0- 0	1- 0	0- 0				
13- 6	0- 3	0- 1	CONFERENCE	1- 1	12- 1	4- 0				
6- 3	0- 2	0- 0	HOME	1- 0	5- 1	2- 0				
6- 3	0- 1	0- 1	AWAY	0- 1	6- 0	2- 0				
1- 0	0- 0	0- 0	NEUTRAL	0- 0	1- 0	0- 0				

RPI 1-25				RPI 26-50				RPI 51-100 Team's RPI: 75				RPI 101+			
RPI	S	Opponent	Score	RPI	S	Opponent	Score	RPI	S	Opponent	Score	RPI	S	Opponent	Score
20	A	Buffalo	67 72	44	A	Ball St.	61 86	62	A	Purdue	66 75	103	A	Cincinnati	62 73
20	H	Buffalo	49 64					81	A	IUPUI	96 83	112	A	Ohio	78 56
24	H	Central Mich.	66 84					85	H	Toledo	67 58	112	H	Ohio	64 55
								96	A	Western Mich.	70 81	112	N	Ohio	69 66
												141	A	Loyola Marymount	71 84
												147	A	Northern Ill.	77 62
												147	H	Northern Ill.	67 65
												149	A	Kent St.	65 59
												149	H	Kent St.	58 35
												162	H	Jacksonville St.	58 55
												180	N	Denver	69 52
												196	A	Eastern Mich.	73 69
												196	H	Eastern Mich.	59 74
												207	A	Bowling Green	66 62
												207	H	Bowling Green	92 64
												225	A	Akron	77 50
												225	H	Akron	75 67
												261	A	Indiana St.	68 56
												285	H	Canisius	72 47
												297	H	Valparaiso	77 68
												325	H	Detroit Mercy	91 64
												336	H	Florida A&M	73 33

LAST 12 Division I GAMES:															
112	N	Ohio	69 66	20	H	Buffalo	49 64	85	H	Toledo	67 58	207	A	Bowling Green	66 62
149	H	Kent St.	58 35					147	A	Northern Ill.	77 62	112	H	Ohio	64 55
207	H	Bowling Green	92 64					196	A	Eastern Mich.	73 69				
225	A	Akron	77 50												
149	A	Kent St.	65 59												

Non-Div I Games:

Mi ami (OH)

Average RPI Win:	152	WON-LOST	WINNING	LAST 10	STRENGTH OF	OPP. STRENGTH	TEAM	ADJ.	CONF.	ADJ CONF.
Average RPI Loss:	33	RECORD	PCT. RANK	GAMES	SCHEDULE	OF SCHEDULE	RPI	RPI	RPI	RPI
DIV. I ONLY	22- 9	62	5- 5	53	41	38	38	3	3	
DIV. I NON-CONF.	11- 2	22	0- 0	148	81	45	45	4	4	

TOTALS	RPI 1-25	RPI 26-50	W-L RECORDS	RPI 51-100	RPI 101-999	RPI 201+				
22- 9	3- 4	0- 2	OVERALL	6- 3	13- 0	7- 0				
14- 3	2- 2	0- 0	HOME	4- 1	8- 0	4- 0				
7- 5	1- 2	0- 2	AWAY	1- 1	5- 0	3- 0				
1- 1	0- 0	0- 0	NEUTRAL	1- 1	0- 0	0- 0				
11- 2	1- 2	0- 0	NON-CONFERENCE	1- 0	9- 0	5- 0				
8- 1	1- 1	0- 0	HOME	1- 0	6- 0	3- 0				
3- 1	0- 1	0- 0	AWAY	0- 0	3- 0	2- 0				
0- 0	0- 0	0- 0	NEUTRAL	0- 0	0- 0	0- 0				
11- 7	2- 2	0- 2	CONFERENCE	5- 3	4- 0	2- 0				
6- 2	1- 1	0- 0	HOME	3- 1	2- 0	1- 0				
4- 4	1- 1	0- 2	AWAY	1- 1	2- 0	1- 0				
1- 1	0- 0	0- 0	NEUTRAL	1- 1	0- 0	0- 0				

RPI 1-25				RPI 26-50				Team's RPI: 38				RPI 51-100				RPI 101+			
RPI	S	Opponent	Score	RPI	S	Opponent	Score	RPI	S	Opponent	Score	RPI	S	Opponent	Score	RPI	S	Opponent	Score
2	H	Notre Dame	63 83					54	H	Indiana	84 79	109	H	George Mason	75 61				
3	A	Louisville	49 74	39	A	Rutgers	56 63	60	A	Nebraska	69 64	112	A	Ohio	74 61				
6	A	Ohio St.	84 75	40	A	Minnesota	87 93	60	N	Nebraska	54 61	149	H	Kent St.	54 41				
6	H	Ohio St.	71 78					62	H	Purdue	79 81	176	A	Northwestern	80 59				
17	H	Maryland	71 65					66	A	Michigan St.	61 66	176	H	Northwestern	84 63				
21	A	Iowa	72 82					66	H	Michigan St.	74 48	189	H	Oakland	78 69				
25	H	Marquette	82 76					87	H	Liberty	74 50	203	A	Wisconsin	80 57				
								93	H	Penn St.	89 69	238	H	North Florida	79 34				
								93	N	Penn St.	77 48	242	H	Illinois	86 42				
												265	A	LIU Brooklyn	86 49				
												325	A	Detroit Mercy	86 50				
												326	H	Fort Wayne	77 45				
												333	H	Delaware St.	105 36				

LAST 12 Division I GAMES:																			
60	N	Nebraska	54 61	39	A	Rutgers	56 63	62	H	Purdue	79 81								
93	N	Penn St.	77 48	62	H	Purdue	79 81	176	A	Northwestern	80 59								
17	H	Maryland	71 65	66	H	Michigan St.	74 48	242	H	Illinois	86 42								
40	A	Minnesota	87 93	61	A	Michigan St.	61 66	6	A	Ohio St.	84 75								
66	A	Michigan St.	61 66																
176	H	Northwestern	84 63																

Non-Div I Games:

Mi chi gan

Average RPI Win:	224	WON-LOST	WINNING	LAST 10	STRENGTH OF	OPP. STRENGTH	TEAM	ADJ.	CONF.	ADJ CONF.
Average RPI Loss:	92	RECORD	PCT. RANK	GAMES	SCHEDULE	OF SCHEDULE	RPI	RPI	RPI	RPI
DIV. I ONLY	18- 11	101	7- 3	162	127	104	104	18	18	
DIV. I NON-CONF.	8- 5	111	0- 0	257	46	121	121	20	20	

TOTALS	RPI 1-25	RPI 26-50	W-L RECORDS	RPI 51-100	RPI 101-999	RPI 201+				
18- 11	0- 1	0- 1	OVERALL	1- 5	17- 4	11- 1				
9- 4	0- 0	0- 0	HOME	1- 2	8- 2	5- 1				
8- 6	0- 1	0- 0	AWAY	0- 3	8- 2	5- 0				
1- 1	0- 0	0- 1	NEUTRAL	0- 0	1- 0	1- 0				
8- 5	0- 1	0- 1	NON-CONFERENCE	1- 1	7- 2	5- 0				
5- 0	0- 0	0- 0	HOME	1- 0	4- 0	3- 0				
2- 4	0- 1	0- 0	AWAY	0- 1	2- 2	1- 0				
1- 1	0- 0	0- 1	NEUTRAL	0- 0	1- 0	1- 0				
10- 6	0- 0	0- 0	CONFERENCE	0- 4	10- 2	6- 1				
4- 4	0- 0	0- 0	HOME	0- 2	4- 2	2- 1				
6- 2	0- 0	0- 0	AWAY	0- 2	6- 0	4- 0				
0- 0	0- 0	0- 0	NEUTRAL	0- 0	0- 0	0- 0				

RPI 1-25				RPI 26-50				RPI 51-100				RPI 101+ Team's RPI: 104							
RPI	S	Opponent	Score	RPI	S	Opponent	Score	RPI	S	Opponent	Score	RPI	S	Opponent	Score				
3	A	Louisville	26 80	49	N	Southern California	57 72	56	A	Western Ky.	43 57	102	H	Rice	51 41				
								56	H	Western Ky.	60 76	125	A	Tulane	44 62				
								68	A	Georgia Tech	45 48	126	H	Louisiana Tech	49 66				
								78	A	UAB	58 65	152	A	Vanderbilt	65 54				
								78	H	UAB	51 59	161	A	Ole Miss	56 65				
								86	H	Kentucky	62 57	167	A	Charlotte	54 53				
												167	H	Charlotte	64 45				
												170	A	UTEP	54 45				
												178	H	Troy	73 57				
												210	H	Southern Miss.	53 61				
												212	H	North Texas	56 48				
												226	A	UNC Asheville	72 57				
												241	A	Fla. Atlantic	69 65				
												259	A	UTSA	62 47				
												260	H	Lipscomb	72 48				
												280	H	Old Dominion	65 47				
												285	N	Canisius	55 45				
												299	A	FIU	63 59				
												310	A	Marshall	73 57				
												313	H	Tennessee Tech	58 44				
												321	H	Coppin St.	69 39				

LAST 12 Division I GAMES:																			
280	H	Old Dominion	65 47	241	A	Fla. Atlantic	69 65	126	H	Louisiana Tech	49 66								
167	A	Charlotte	54 53	167	H	Charlotte	64 45	310	A	Marshall	73 57								
78	A	UAB	58 65	210	H	Southern Miss.	53 61	212	H	North Texas	56 48								
102	H	Rice	51 41																
56	H	Western Ky.	60 76																
299	A	FIU	63 59																

Non-Div I Games:

Middle Tenn.

Average RPI Win:	225	WON-LOST	WINNING	LAST 10	STRENGTH OF	OPP. STRENGTH	TEAM	ADJ.	CONF.	ADJ CONF.
Average RPI Loss:	101	RECORD	PCT. RANK	GAMES	SCHEDULE	OF SCHEDULE	RPI	RPI	RPI	RPI
DIV. I ONLY	20- 11	89	5- 5	228	142	131	131	11	11	
DIV. I NON-CONF.	9- 3	61	0- 0	289	182	114	114	15	15	

TOTALS	RPI 1-25	RPI 26-50	W-L RECORDS	RPI 51-100	RPI 101-999	RPI 201+				
20- 11	0- 3	0- 0	OVERALL	3- 4	17- 4	12- 1				
8- 5	0- 2	0- 0	HOME	1- 1	7- 2	5- 1				
11- 4	0- 1	0- 0	AWAY	2- 2	9- 1	6- 0				
1- 2	0- 0	0- 0	NEUTRAL	0- 1	1- 1	1- 0				
9- 3	0- 1	0- 0	NON-CONFERENCE	1- 2	8- 0	7- 0				
3- 1	0- 1	0- 0	HOME	0- 0	3- 0	3- 0				
5- 1	0- 0	0- 0	AWAY	1- 1	4- 0	3- 0				
1- 1	0- 0	0- 0	NEUTRAL	0- 1	1- 0	1- 0				
11- 8	0- 2	0- 0	CONFERENCE	2- 2	9- 4	5- 1				
5- 4	0- 1	0- 0	HOME	1- 1	4- 2	2- 1				
6- 3	0- 1	0- 0	AWAY	1- 1	5- 1	3- 0				
0- 1	0- 0	0- 0	NEUTRAL	0- 0	0- 1	0- 0				

RPI	S	Opponent	Score	RPI	S	Opponent	Score	RPI	S	Opponent	Score	RPI	S	Opponent	Score
22	A	Green Bay	29 52					70	A	Drake	73 77	124	A	Cleveland St.	69 63
22	H	Green Bay	36 65					79	N	Houston	59 74	124	H	Cleveland St.	79 72
25	H	Marquette	68 83					81	A	IUPUI	67 60	140	A	Youngstown St.	85 86
								81	H	IUPUI	68 70	140	H	Youngstown St.	62 61
								84	A	Wright St.	51 56	140	N	Youngstown St.	58 62
								84	H	Wright St.	59 53	176	A	Northwestern	66 57
								100	A	Western Ill.	77 67	189	A	Oakland	74 62
												189	H	Oakland	75 80
												203	A	Wisconsin	67 64
												205	N	CSUN	58 50
												243	H	Illinois St.	61 59
												254	A	Northern Ky.	52 49
												254	H	Northern Ky.	57 60
												286	H	North Dakota St.	74 38
												304	H	Loyola Chicago	63 41
												325	A	Detroit Mercy	70 61
												325	H	Detroit Mercy	90 45
												326	A	Fort Wayne	60 48
												332	A	Ill. -Chicago	76 53
												332	H	Ill. -Chicago	59 44
												346	A	Chicago St.	84 59

LAST 12 Division I GAMES:															
140	N	Youngstown St.	58 62	22	H	Green Bay	36 65								
189	H	Oakland	75 80	254	H	Northern Ky.	57 60								
325	H	Detroit Mercy	90 45	84	H	Wright St.	59 53								
81	A	IUPUI	67 60	332	H	Ill. -Chicago	59 44								
124	A	Cleveland St.	69 63	81	H	IUPUI	68 70								
140	A	Youngstown St.	85 86	325	A	Detroit Mercy	70 61								

Non-Div I Games:

Average RPI		Win: 146	WON-LOST	WINNING	LAST 10	STRENGTH OF		OPP. STRENGTH	TEAM	ADJ.	CONF.	ADJ CONF.
Loss: 58			RECORD	PCT. RANK	GAMES	SCHEDULE		OF SCHEDULE	RPI	RPI	RPI	RPI
DIV. I ONLY			23- 8	50	7- 3	97		29	40	40	3	3
DIV. I NON-CONF.			11- 2	22	0- 0	306		67	76	76	4	4

TOTALS		RPI 1-25		RPI 26-50		W-L RECORDS		RPI 51-100	RPI 101-999		RPI 201+	
23- 8		3- 3		1- 1		OVERALL		6- 2	13- 2		9- 0	
13- 2		2- 0		1- 0		HOME		2- 2	8- 0		6- 0	
8- 5		0- 2		0- 1		AWAY		4- 0	4- 2		3- 0	
2- 1		1- 1		0- 0		NEUTRAL		0- 0	1- 0		0- 0	
11- 2		0- 0		0- 0		NON-CONFERENCE		2- 0	9- 2		6- 0	
7- 0		0- 0		0- 0		HOME		0- 0	7- 0		5- 0	
3- 2		0- 0		0- 0		AWAY		2- 0	1- 2		1- 0	
1- 0		0- 0		0- 0		NEUTRAL		0- 0	1- 0		0- 0	
12- 6		3- 3		1- 1		CONFERENCE		4- 2	4- 0		3- 0	
6- 2		2- 0		1- 0		HOME		2- 2	1- 0		1- 0	
5- 3		0- 2		0- 1		AWAY		2- 0	3- 0		2- 0	
1- 1		1- 1		0- 0		NEUTRAL		0- 0	0- 0		0- 0	

RPI 1-25				RPI 26-50				Team's RPI: 40	RPI 51-100				RPI 101+			
RPI	S	Opponent	Score	RPI	S	Opponent	Score		RPI	S	Opponent	Score	RPI	S	Opponent	Score
6	A	Ohio St.	75 91	38	H	Michigan	93 87		54	H	Indiana	70 82	105	N	Wake Forest	93 81
6	N	Ohio St.	88 90	39	A	Rutgers	70 80		60	H	Nebraska	74 79	116	A	North Carolina	83 88
17	H	Maryland	93 74						62	A	Purdue	78 74	139	H	Cal Poly	112 68
21	A	Iowa	84 92						66	H	Michigan St.	83 77	164	A	San Diego	69 72
21	H	Iowa	77 72						92	A	UNLV	79 72	176	A	Northwestern	90 63
21	N	Iowa	90 89						93	A	Penn St.	91 71	196	H	Eastern Mich.	80 56
									93	H	Penn St.	101 68	203	A	Wisconsin	71 61
									98	A	Georgetown	73 63	203	H	Wisconsin	90 65
													206	H	Lehigh	107 73
													208	H	Boston College	78 68
													227	H	Xavier	74 62
													232	H	UC Riverside	101 75
													242	A	Illinois	84 75
													282	H	VCU	108 63
													334	A	Rhode Island	82 60

LAST 12 Division I GAMES:																
6	N	Ohio St.	88 90	93	H	Penn St.	101 68		62	A	Purdue	78 74				
21	N	Iowa	90 89	21	A	Iowa	84 92		203	A	Wisconsin	71 61				
242	A	Illinois	84 75	21	A	Iowa	77 72		21	H	Iowa	90 65				
54	H	Indiana	70 82	203	A	Wisconsin	90 65									
17	H	Maryland	93 74													
38	H	Michigan	93 87													

Non-Div I Games:

Minnesota

Average RPI	Win:	102	WON-LOST	WINNING	LAST 10	STRENGTH OF	OPP. STRENGTH	TEAM	ADJ.	CONF.	ADJ CONF.
Average RPI	Loss:	11	RECORD	PCT. RANK	GAMES	SCHEDULE	OF SCHEDULE	RPI	RPI	RPI	RPI
DIV. I ONLY		32- 1	2	9- 1	28	11	5	5	2	2	
DIV. I NON-CONF.		14- 0	1	0- 0	35	36	4	4	2	2	

TOTALS	RPI 1-25		RPI 26-50		W-L RECORDS	RPI 51-100		RPI 101-999		RPI 201+	
32- 1	7- 1		4- 0		OVERALL	9- 0		12- 0		4- 0	
16- 0	3- 0		1- 0		HOME	5- 0		7- 0		3- 0	
9- 0	2- 0		2- 0		AWAY	2- 0		3- 0		0- 0	
7- 1	2- 1		1- 0		NEUTRAL	2- 0		2- 0		1- 0	
14- 0	2- 0		2- 0		NON-CONFERENCE	5- 0		5- 0		4- 0	
8- 0	1- 0		1- 0		HOME	3- 0		3- 0		3- 0	
1- 0	0- 0		0- 0		AWAY	1- 0		0- 0		0- 0	
5- 0	1- 0		1- 0		NEUTRAL	1- 0		2- 0		1- 0	
18- 1	5- 1		2- 0		CONFERENCE	4- 0		7- 0		0- 0	
8- 0	2- 0		0- 0		HOME	2- 0		4- 0		0- 0	
8- 0	2- 0		2- 0		AWAY	1- 0		3- 0		0- 0	
2- 1	1- 1		0- 0		NEUTRAL	1- 0		0- 0		0- 0	

RPI	S	Opponent	Score	RPI	S	Opponent	Score	RPI	S	Opponent	Score	RPI	S	Opponent	Score
7	H	Oregon	90 79	26	A	Georgia	86 62	53	N	Arizona St.	65 57	101	H	Auburn	82 61
9	A	Tennessee	71 52	28	A	LSU	83 70	58	H	Oklahoma St.	79 76	143	H	Arkansas	111 69
11	H	South Carolina	67 53	31	H	Virginia	68 53	73	H	Maine	83 43	152	A	Vanderbilt	95 50
11	N	South Carolina	51 62	35	N	Syracuse	76 65	86	A	Kentucky	85 63	161	A	Ole Miss	69 49
15	H	Texas A&M	76 55					86	H	Kentucky	74 55	161	H	Ole Miss	76 45
15	N	Texas A&M	70 55					86	N	Kentucky	81 58	169	N	Louisiana	94 37
22	N	Green Bay	67 46					92	A	UNLV	103 63	177	A	Florida	98 50
23	A	Missouri	57 53					94	H	Alabama	75 61	177	H	Florida	90 53
								95	H	Little Rock	86 48	210	H	Southern Miss.	91 56
												211	N	Columbia	90 54
												306	H	Georgia St.	106 50
												341	H	Mississippi Val.	112 36

LAST 12 Division I GAMES:															
11	N	South Carolina	51 62	152	A	Vanderbilt	95 50								
15	N	Texas A&M	70 55	86	H	Kentucky	74 55								
86	N	Kentucky	81 58	177	A	Florida	98 50								
86	A	Kentucky	85 63	11	H	South Carolina	67 53								
101	H	Auburn	82 61	23	A	Missouri	57 53								
15	H	Texas A&M	76 55	161	A	Ole Miss	69 49								

Non-Div I Games:

Mississippi St.

Average RPI Win:	294	WON-LOST	WINNING	LAST 10	STRENGTH OF	OPP. STRENGTH	TEAM	ADJ.	CONF.	ADJ CONF.
Average RPI Loss:	212	RECORD	PCT. RANK	GAMES	SCHEDULE	OF SCHEDULE	RPI	RPI	RPI	RPI
DIV. I ONLY	2- 28	345	1- 9	232	338	341	341	32	32	
DIV. I NON-CONF.	0- 12	337	0- 0	48	178	291	291	32	32	

TOTALS	RPI 1-25	RPI 26-50	W-L RECORDS	RPI 51-100	RPI 101-999	RPI 201+				
2- 28	0- 1	0- 1	OVERALL	0- 4	2- 22	2- 19				
1- 9	0- 0	0- 0	HOME	0- 0	1- 9	1- 8				
1- 14	0- 0	0- 0	AWAY	0- 0	1- 3	1- 2				
0- 5	0- 0	0- 1	NEUTRAL	0- 2	0- 2	0- 2				
0- 12	0- 1	0- 1	NON-CONFERENCE	0- 4	0- 6	0- 5				
0- 1	0- 0	0- 0	HOME	0- 0	0- 1	0- 1				
0- 6	0- 1	0- 0	AWAY	0- 2	0- 3	0- 2				
0- 5	0- 0	0- 1	NEUTRAL	0- 2	0- 2	0- 2				
2- 16	0- 0	0- 0	CONFERENCE	0- 0	2- 16	2- 14				
1- 8	0- 0	0- 0	HOME	0- 0	1- 8	1- 7				
1- 8	0- 0	0- 0	AWAY	0- 0	1- 8	1- 7				
0- 0	0- 0	0- 0	NEUTRAL	0- 0	0- 0	0- 0				

RPI 1-25				RPI 26-50				RPI 51-100				RPI 101+				Team's RPI: 341
RPI	S	Opponent	Score	RPI	S	Opponent	Score	RPI	S	Opponent	Score	RPI	S	Opponent	Score	
5	A	Mississippi St.	36 112	33	N	Dayton	46 65	56	A	Western Ky.	48 87	142	A	Colorado	48 85	
								66	N	Michigan St.	64 83	181	A	Southern U.	58 66	
								70	N	Drake	60 96	181	H	Southern U.	54 70	
								78	A	UAB	72 87	210	A	Southern Miss.	69 84	
												220	A	Texas Southern	39 55	
												220	H	Texas Southern	53 72	
												224	A	Grambling	55 64	
												224	H	Grambling	62 64	
												229	H	Nicholls St.	57 62	
												236	A	Prairie View	73 78	
												236	H	Prairie View	74 75	
												259	N	UTSA	55 68	
												275	N	Massachusetts	46 85	
												291	A	Alcorn	62 61	
												291	H	Alcorn	70 76	
												294	A	Murray St.	63 64	
												296	A	Jackson St.	67 68	
												296	H	Jackson St.	72 61	
												311	A	Alabama A&M	48 65	
												311	H	Alabama A&M	49 57	
												314	A	Alabama St.	41 76	
												314	H	Alabama St.	62 70	
												331	A	Ark. -Pine Bluff	64 79	
												331	H	Ark. -Pine Bluff	59 64	
LAST 12 Division I GAMES:																
331	A	Ark. -Pine Bluff	64 79	291	A	Alcorn	62 61	311	H	Alabama A&M	49 57	314	H	Alabama St.	62 70	
224	A	Grambling	55 64	224	H	Grambling	62 64	296	H	Jackson St.	72 61	236	A	Prairie View	73 78	
296	A	Jackson St.	67 68	296	H	Jackson St.	72 61									
236	H	Prairie View	74 75													
220	H	Texas Southern	53 72													
181	A	Southern U.	58 66													

Non-Div I Games:

Mississippi Val.

Average RPI Win:	129	WON-LOST	WINNING	LAST 10	STRENGTH OF	OPP. STRENGTH	TEAM	ADJ.	CONF.	ADJ CONF.
Average RPI Loss:	24	RECORD	PCT. RANK	GAMES	SCHEDULE	OF SCHEDULE	RPI	RPI	RPI	RPI
DIV. I ONLY	24- 7	37	7- 3	42	20	23	23	2	2	
DIV. I NON-CONF.	12- 1	6	0- 0	81	62	14	14	2	2	

TOTALS	RPI 1-25	RPI 26-50	W-L RECORDS	RPI 51-100	RPI 101-999	RPI 201+				
24- 7	2- 3	2- 3	OVERALL	6- 1	14- 0	4- 0				
12- 2	2- 1	0- 1	HOME	3- 0	7- 0	2- 0				
7- 3	0- 2	1- 1	AWAY	2- 0	4- 0	0- 0				
5- 2	0- 0	1- 1	NEUTRAL	1- 1	3- 0	2- 0				
12- 1	0- 0	2- 0	NON-CONFERENCE	4- 1	6- 0	4- 0				
6- 0	0- 0	0- 0	HOME	2- 0	4- 0	2- 0				
2- 0	0- 0	1- 0	AWAY	1- 0	0- 0	0- 0				
4- 1	0- 0	1- 0	NEUTRAL	1- 1	2- 0	2- 0				
12- 6	2- 3	0- 3	CONFERENCE	2- 0	8- 0	0- 0				
6- 2	2- 1	0- 1	HOME	1- 0	3- 0	0- 0				
5- 3	0- 2	0- 1	AWAY	1- 0	4- 0	0- 0				
1- 1	0- 0	0- 1	NEUTRAL	0- 0	1- 0	0- 0				

RPI	S	Opponent	Score	RPI	S	Opponent	Score	RPI	S	Opponent	Score	RPI	S	Opponent	Score
5	H	Mississippi St.	53 57	26	A	Georgia	50 62	54	N	Indiana	75 55	101	A	Auburn	59 51
9	H	Tennessee	77 73	26	N	Georgia	41 55	56	N	Western Ky.	76 79	121	H	Saint Louis	70 58
11	A	South Carolina	54 64	28	H	LSU	65 69	84	H	Wright St.	82 80	143	A	Arkansas	84 58
11	H	South Carolina	83 74	36	N	Quinnipiac	66 51	86	H	Kentucky	83 78	143	H	Arkansas	88 54
15	A	Texas A&M	63 82	42	A	California	55 52	90	H	Kansas St.	73 59	152	A	Vanderbilt	81 70
								94	A	Alabama	62 56	152	H	Vanderbilt	83 68
								99	A	Missouri St.	69 59	161	A	Ole Miss	67 48
												161	N	Ole Miss	59 50
												163	H	SIUE	78 48
												177	H	Florida	66 64
												222	H	New Orleans	81 45
												227	N	Xavier	74 48
												242	H	Illinois	72 55
												321	N	Coppin St.	73 50

LAST 12 Division I GAMES:															
26	N	Georgia	41 55	143	A	Arkansas	84 58								
161	N	Ole Miss	59 50	86	H	Kentucky	83 78								
15	A	Texas A&M	63 82	177	H	Florida	66 64								
152	H	Vanderbilt	83 68	5	H	Mississippi St.	53 57								
9	H	Tennessee	77 73	11	A	South Carolina	54 64								
101	A	Auburn	59 51	26	A	Georgia	50 62								

Non-Div I Games:

Missouri

Average RPI Win:	244	WON-LOST	WINNING	LAST 10	STRENGTH OF	OPP. STRENGTH	TEAM	ADJ.	CONF.	ADJ CONF.
Average RPI Loss:	79	RECORD	PCT. RANK	GAMES	SCHEDULE	OF SCHEDULE	RPI	RPI	RPI	RPI
DIV. I ONLY	18- 10	92	8- 2	145	214	99	99	24	24	
DIV. I NON-CONF.	3- 7	254	0- 0	14	42	154	154	21	21	

TOTALS	RPI 1-25	RPI 26-50	W-L RECORDS	RPI 51-100	RPI 101-999	RPI 201+				
18- 10	0- 2	0- 1	OVERALL	0- 5	18- 2	12- 0				
11- 2	0- 1	0- 0	HOME	0- 1	11- 0	6- 0				
7- 6	0- 0	0- 1	AWAY	0- 3	7- 2	6- 0				
0- 2	0- 1	0- 0	NEUTRAL	0- 1	0- 0	0- 0				
3- 7	0- 2	0- 1	NON-CONFERENCE	0- 3	3- 1	0- 0				
3- 1	0- 1	0- 0	HOME	0- 0	3- 0	0- 0				
0- 4	0- 0	0- 1	AWAY	0- 2	0- 1	0- 0				
0- 2	0- 1	0- 0	NEUTRAL	0- 1	0- 0	0- 0				
15- 3	0- 0	0- 0	CONFERENCE	0- 2	15- 1	12- 0				
8- 1	0- 0	0- 0	HOME	0- 1	8- 0	6- 0				
7- 2	0- 0	0- 0	AWAY	0- 1	7- 1	6- 0				
0- 0	0- 0	0- 0	NEUTRAL	0- 0	0- 0	0- 0				

RPI 1-25				RPI 26-50				RPI 51-100 Team's RPI: 99				RPI 101+			
RPI	S	Opponent	Score	RPI	S	Opponent	Score	RPI	S	Opponent	Score	RPI	S	Opponent	Score
4	N	Bayl or	58 100	44	A	Bal l St.	58 70	61	N	Penn	60 65	136	A	UNI	57 52
23	H	Missouri	59 69					70	A	Drake	65 84	136	H	UNI	62 52
								70	H	Drake	68 80	151	A	Wi chi ta St.	58 72
								94	A	Al abama	61 65	151	H	Wi chi ta St.	94 71
								95	A	Little Rock	51 63	173	A	Southern III.	69 71
												173	H	Southern III.	79 61
												174	H	Oral Roberts	76 66
												176	H	Northwestern	90 59
												243	A	Illinois St.	56 50
												243	H	Illinois St.	75 58
												261	A	Indiana St.	77 63
												261	H	Indiana St.	69 56
												268	A	Bradley	71 65
												268	H	Bradley	74 54
												297	A	Valparaiso	66 60
												297	H	Valparaiso	83 60
												304	A	Loyola Chicago	69 58
												304	H	Loyola Chicago	75 36
												349	A	Evansville	95 65
												349	H	Evansville	97 51

LAST 12 Division I GAMES:															
261	H	Indiana St.	69 56	268	H	Bradley	74 54								
349	H	Evansville	97 51	70	A	Drake	65 84								
173	H	Southern III.	79 61	136	A	UNI	57 52								
297	A	Valparaiso	66 60	173	A	Southern III.	69 71								
304	A	Loyola Chicago	69 58	304	H	Loyola Chicago	75 36								
243	H	Illinois St.	75 58	297	H	Valparaiso	83 60								

Non-Div I Games: Central Mo. 62 36

Missouri St.

Average RPI Win:	282	WON-LOST	WINNING	LAST 10	STRENGTH OF	OPP. STRENGTH	TEAM	ADJ.	CONF.	ADJ CONF.
Average RPI Loss:	166	RECORD	PCT. RANK	GAMES	SCHEDULE	OF SCHEDULE	RPI	RPI	RPI	RPI
DIV. I ONLY	10- 21	268	4- 6	212	297	284	284	28	28	
DIV. I NON-CONF.	2- 9	295	0- 0	50	289	248	248	25	25	

TOTALS	RPI 1-25	RPI 26-50	W-L RECORDS	RPI 51-100	RPI 101-999	RPI 201+				
10- 21	0- 0	0- 3	OVERALL	0- 5	10- 13	10- 8				
7- 7	0- 0	0- 1	HOME	0- 3	7- 3	7- 2				
1- 13	0- 0	0- 1	AWAY	0- 2	1- 10	1- 6				
2- 1	0- 0	0- 1	NEUTRAL	0- 0	2- 0	2- 0				
2- 9	0- 0	0- 0	NON-CONFERENCE	0- 5	2- 4	2- 2				
1- 4	0- 0	0- 0	HOME	0- 3	1- 1	1- 1				
0- 5	0- 0	0- 0	AWAY	0- 2	0- 3	0- 1				
1- 0	0- 0	0- 0	NEUTRAL	0- 0	1- 0	1- 0				
8- 12	0- 0	0- 3	CONFERENCE	0- 0	8- 9	8- 6				
6- 3	0- 0	0- 1	HOME	0- 0	6- 2	6- 1				
1- 8	0- 0	0- 1	AWAY	0- 0	1- 7	1- 5				
1- 1	0- 0	0- 1	NEUTRAL	0- 0	1- 0	1- 0				

RPI S Opponent	Score	RPI S Opponent	Score	RPI S Opponent	Score	RPI S Opponent	Score
36 A Qui nni pi ac	57 77	36 H Qui nni pi ac	55 76	67 H Virginia Tech	34 84	133 A Robert Morris	38 56
36 N Qui nni pi ac	44 83	36 N Qui nni pi ac	44 83	76 H George Washington	45 59	156 A Marist	46 69
				77 A Navy	49 73	156 H Marist	57 85
				82 H Albany (NY)	44 68	165 A Clemson	54 57
				97 A Jacksonv ille	65 74	199 A Si ena	41 44
						206 H Lehi gh	57 75
						233 A Ni agara	65 68
						233 H Ni agara	65 63
						238 N North Flori da	67 57
						248 H Sacred Heart	69 64
						250 H Ri der	63 56
						264 A Manhattan	53 63
						264 H Manhattan	63 59
						273 A Fai rfi el d	55 61
						273 H Fai rfi el d	73 65
						281 A Fai rlei gh Di cki nson	61 78
						285 A Cani si us	50 62
						285 H Cani si us	48 60
						285 N Cani si us	61 58
						342 A I ona	62 56
						342 H I ona	68 56
						347 A Saint Peter's	47 67
						347 H Saint Peter's	51 44
LAST 12 Di vi si on I GAMES:							
36 N Qui nni pi ac	44 83	264 H Manhattan	63 59	233 H Ni agara	65 63	156 H Marist	57 85
285 N Cani si us	61 58	233 H Ni agara	65 63	199 A Si ena	41 44	250 H Ri der	63 56
36 A Qui nni pi ac	57 77	264 A Manhattan	53 63	250 H Ri der	63 56	264 A Manhattan	53 63
273 H Fai rfi el d	73 65						
233 A Ni agara	65 68						
285 A Cani si us	50 62						

Non-Di v I Games:

Monmouth

Average RPI	Win: 252	WON-LOST RECORD	WINNING PCT. RANK	LAST 10 GAMES	STRENGTH OF SCHEDULE	OPP. STRENGTH OF SCHEDULE	TEAM RPI	ADJ. RPI	CONF. RPI	ADJ CONF. RPI
Average RPI	Loss: 126									
DIV. I ONLY	13- 17	215	3- 7	218	155	235	235	19	19	
DIV. I NON-CONF.	3- 7	254	0- 0	104	175	258	258	13	13	

TOTALS	RPI 1-25	RPI 26-50	W-L RECORDS	RPI 51-100	RPI 101-999	RPI 201+				
13- 17	0- 1	0- 4	OVERALL	0- 2	13- 10	9- 4				
9- 6	0- 0	0- 2	HOME	0- 1	9- 3	6- 1				
3- 8	0- 0	0- 1	AWAY	0- 1	3- 6	2- 2				
1- 3	0- 1	0- 1	NEUTRAL	0- 0	1- 1	1- 1				
3- 7	0- 1	0- 1	NON-CONFERENCE	0- 2	3- 3	2- 2				
3- 3	0- 0	0- 1	HOME	0- 1	3- 1	2- 1				
0- 2	0- 0	0- 0	AWAY	0- 1	0- 1	0- 0				
0- 2	0- 1	0- 0	NEUTRAL	0- 0	0- 1	0- 1				
10- 10	0- 0	0- 3	CONFERENCE	0- 0	10- 7	7- 2				
6- 3	0- 0	0- 1	HOME	0- 0	6- 2	4- 0				
3- 6	0- 0	0- 1	AWAY	0- 0	3- 5	2- 2				
1- 1	0- 0	0- 1	NEUTRAL	0- 0	1- 0	1- 0				

RPI 1-25				RPI 26-50				RPI 51-100				RPI 101+ Team's RPI: 235			
RPI	S	Opponent	Score	RPI	S	Opponent	Score	RPI	S	Opponent	Score	RPI	S	Opponent	Score
25	N	Marquette	68 87	32	H	Gonzaga	55 70	74	A	Wyoming	62 67	117	H	SFA	60 52
				37	A	Northern Colo.	50 68	86	H	Kentucky	54 71	118	A	Portland St.	53 70
				37	H	Northern Colo.	58 64					118	H	Portland St.	69 53
				37	N	Northern Colo.	69 78					144	A	Idaho St.	60 72
												145	A	Fresno St.	58 61
												146	H	Idaho	56 67
												148	H	Eastern Wash.	72 75
												150	A	Weber St.	73 89
												201	A	North Dakota	54 43
												201	H	North Dakota	53 51
												209	A	Montana St.	64 81
												209	H	Montana St.	87 63
												213	H	Seattle U	64 78
												261	N	Indiana St.	45 57
												272	A	Sacramento St.	64 79
												272	H	Sacramento St.	68 59
												272	N	Sacramento St.	87 80
												301	H	Long Beach St.	67 60
												305	A	Northern Ariz.	69 52
												305	H	Northern Ariz.	70 62
												319	H	Cal St. Fullerton	68 47
												329	A	Southern Utah	74 65
												329	H	Southern Utah	81 71

LAST 12 Division I GAMES:															
				37	N	Northern Colo.	69 78	148	H	Eastern Wash.	72 75				
				272	N	Sacramento St.	87 80	272	A	Sacramento St.	64 79				
				144	A	Idaho St.	60 72	118	A	Portland St.	53 70				
				150	A	Weber St.	73 89	201	H	North Dakota	53 51				
				209	H	Montana St.	87 63	37	H	Northern Colo.	58 64				
				146	H	Idaho	56 67	305	A	Northern Ariz.	69 52				

Non-Div I Games: Rocky Mountain 54 38

Montana

Average RPI Win: 234 WON-LOST WINNING LAST 10 STRENGTH OF OPP. STRENGTH TEAM ADJ. CONF. ADJ CONF.
Average RPI Loss: 156 RECORD PCT. RANK GAMES SCHEDULE OF SCHEDULE RPI RPI RPI RPI

DIV. I ONLY	14- 15	190	3- 7	280	167	209	209	19	19
DIV. I NON-CONF.	4- 5	202	0- 0	210	246	185	185	13	13
TOTALS	RPI 1-25	RPI 26-50	W-L RECORDS	RPI 51-100	RPI 101-999	RPI 201+			
14- 15	0- 0	0- 3	OVERALL	1- 0	13- 12	8- 4			
8- 3	0- 0	0- 1	HOME	1- 0	7- 2	4- 0			
4- 10	0- 0	0- 2	AWAY	0- 0	4- 8	3- 4			
2- 2	0- 0	0- 0	NEUTRAL	0- 0	2- 2	1- 0			
4- 5	0- 0	0- 1	NON-CONFERENCE	1- 0	3- 4	2- 2			
2- 0	0- 0	0- 0	HOME	1- 0	1- 0	0- 0			
1- 4	0- 0	0- 1	AWAY	0- 0	1- 3	1- 2			
1- 1	0- 0	0- 0	NEUTRAL	0- 0	1- 1	1- 0			
10- 10	0- 0	0- 2	CONFERENCE	0- 0	10- 8	6- 2			
6- 3	0- 0	0- 1	HOME	0- 0	6- 2	4- 0			
3- 6	0- 0	0- 1	AWAY	0- 0	3- 5	2- 2			
1- 1	0- 0	0- 0	NEUTRAL	0- 0	1- 1	0- 0			

RPI 1-25	RPI 26-50	RPI 51-100	RPI 101+	Team's RPI: 209
RPI S Opponent Score	RPI S Opponent Score	RPI S Opponent Score	RPI S Opponent Score	Score
	37 A Northern Colo. 69 82	74 H Wyoming 50 46	117 H SFA 59 54	
	37 H Northern Colo. 63 78		118 A Portland St. 53 62	
	49 A Southern California 47 98		118 H Portland St. 60 69	
			144 A Idaho St. 61 60	
			146 H Idaho 77 95	
			146 N Idaho 74 78	
			148 H Eastern Wash. 77 74	
			150 A Weber St. 69 85	
			155 A BYU 54 75	
			171 N Nevada 53 67	
			201 A North Dakota 70 79	
			201 H North Dakota 72 56	
			201 N North Dakota 68 58	
			235 A Montana 63 87	
			235 H Montana 81 64	
			244 A Omaha 53 64	
			257 A Hawaii 75 81	
			272 A Sacramento St. 77 88	
			272 H Sacramento St. 85 50	
			301 A Long Beach St. 62 51	
			305 A Northern Ariz. 78 56	
			305 H Northern Ariz. 81 39	
			315 N Utah St. 64 52	
			329 A Southern Utah 63 57	
			329 H Southern Utah 91 71	
LAST 12 Division I GAMES:				
146 N Idaho 74 78	146 H Idaho 77 95			
201 N North Dakota 68 58	118 A Portland St. 53 62			
150 A Weber St. 69 85	272 A Sacramento St. 77 88			
144 A Idaho St. 61 60	37 H Northern Colo. 63 78			
235 A Montana 63 87	201 H North Dakota 72 56			
148 H Eastern Wash. 77 74	329 A Southern Utah 63 57			

Non-Div I Games: Mont. St. Billings 67 47 Providence (MT) 66 31

Montana St.

Average RPI Win: 275	WON-LOST RECORD	WINNING PCT. RANK	LAST 10 GAMES	STRENGTH OF SCHEDULE	OPP. STRENGTH OF SCHEDULE	TEAM RPI	ADJ. RPI	CONF. RPI	ADJ CONF. RPI
Average RPI Loss: 154									
DIV. I ONLY	19- 11	96	6- 4	330	270	190	190	25	25
DIV. I NON-CONF.	7- 4	102	0- 0	338	285	220	220	27	27

TOTALS	RPI 1-25	RPI 26-50	W-L RECORDS	RPI 51-100	RPI 101-999	RPI 201+			
19- 11	0- 0	0- 0	OVERALL	0- 4	19- 7	16- 3			
8- 5	0- 0	0- 0	HOME	0- 1	8- 4	6- 2			
11- 5	0- 0	0- 0	AWAY	0- 0	11- 0	10- 0			
0- 1	0- 0	0- 0	NEUTRAL	0- 0	0- 1	0- 0			
7- 4	0- 0	0- 0	NON-CONFERENCE	0- 2	7- 2	6- 2			
2- 2	0- 0	0- 0	HOME	0- 0	2- 2	1- 2			
5- 2	0- 0	0- 0	AWAY	0- 2	5- 0	5- 0			
0- 0	0- 0	0- 0	NEUTRAL	0- 0	0- 0	0- 0			
12- 7	0- 0	0- 0	CONFERENCE	0- 2	12- 5	10- 1			
6- 3	0- 0	0- 0	HOME	0- 1	6- 2	5- 0			
6- 3	0- 0	0- 0	AWAY	0- 1	6- 2	5- 1			
0- 1	0- 0	0- 0	NEUTRAL	0- 0	0- 1	0- 0			

RPI 1-25				RPI 26-50				RPI 51-100				RPI 101+ Team's RPI: 190			
RPI	S	Opponent	Score	RPI	S	Opponent	Score	RPI	S	Opponent	Score	RPI	S	Opponent	Score
								57	A	Bel mont	56 80	158	A	UT Martin	81 76
								57	H	Bel mont	62 83	158	H	UT Martin	88 75
								64	A	West Virginia	56 66	162	A	Jacksonville St.	64 70
								86	A	Kentucky	53 86	162	H	Jacksonville St.	65 67
												162	N	Jacksonville St.	56 69
												163	H	SIUE	51 66
												173	H	Southern Ill.	85 81
												228	H	Gardner-Webb	60 68
												231	A	Southeast Mo. St.	59 56
												231	H	Southeast Mo. St.	60 58
												238	H	North Florida	56 61
												249	A	Austin Peay	66 59
												260	A	Lipscomb	75 55
												272	H	Sacramento St.	75 71
												274	A	St. Francis Brooklyn	73 59
												285	A	Canisius	76 52
												294	A	Murray St.	82 80
												313	A	Tennessee Tech	74 67
												313	H	Tennessee Tech	53 51
												316	A	Eastern Ky.	56 59
												316	H	Eastern Ky.	62 51
												330	A	Tennessee St.	71 69
												330	H	Tennessee St.	97 81
												345	H	Eastern Ill.	89 81
												346	A	Chicago St.	79 40
												349	A	Evansville	82 75

								LAST 12 Division I GAMES:							
								162	N	Jacksonville St.	56 69	231	H	Southeast Mo. St.	60 58
								316	H	Eastern Ky.	62 51	57	H	Bel mont	62 83
								158	H	UT Martin	88 75	330	H	Tennessee St.	97 81
								57	A	Bel mont	56 80	249	A	Austin Peay	66 59
								330	A	Tennessee St.	71 69	294	A	Murray St.	82 80
								316	A	Eastern Ky.	56 59	313	H	Tennessee Tech	53 51

Non-Div I Games: Brescia 120 41 Ky. Christian 115 39

Morehead St.

Average RPI Win: 311
Average RPI Loss: 187

WON-LOST
RECORD

WINNING
PCT. RANK

LAST 10
GAMES

STRENGTH OF
SCHEDULE

OPP. STRENGTH
OF SCHEDULE

TEAM
RPI

ADJ.
RPI

CONF.
RPI

ADJ CONF.
RPI

DIV. I ONLY	14- 14	178	6- 4	348	294	270	270	30	30
DIV. I NON-CONF.	5- 6	187	0- 0	281	168	205	205	30	30

TOTALS	RPI 1-25	RPI 26-50	W-L RECORDS	RPI 51-100	RPI 101-999	RPI 201+			
14- 14	0- 1	0- 2	OVERALL	0- 1	14- 10	14- 6			
8- 3	0- 0	0- 0	HOME	0- 0	8- 3	8- 2			
5- 10	0- 0	0- 0	AWAY	0- 0	5- 0	5- 0			
1- 1	0- 1	0- 0	NEUTRAL	0- 0	1- 0	1- 0			
5- 6	0- 1	0- 2	NON-CONFERENCE	0- 1	5- 2	5- 1			
3- 0	0- 0	0- 0	HOME	0- 0	3- 0	3- 0			
2- 5	0- 0	0- 2	AWAY	0- 1	2- 2	2- 1			
0- 1	0- 1	0- 0	NEUTRAL	0- 0	0- 0	0- 0			
9- 8	0- 0	0- 0	CONFERENCE	0- 0	9- 8	9- 5			
5- 3	0- 0	0- 0	HOME	0- 0	5- 3	5- 2			
3- 5	0- 0	0- 0	AWAY	0- 0	3- 5	3- 3			
1- 0	0- 0	0- 0	NEUTRAL	0- 0	1- 0	1- 0			

RPI 1-25				RPI 26-50				RPI 51-100				RPI 101+ Team's RPI: 270			
RPI	S	Opponent	Score	RPI	S	Opponent	Score	RPI	S	Opponent	Score	RPI	S	Opponent	Score
21	N	Iowa	46 90	33	A	Dayton	52 88	64	A	West Virginia	41 84	114	A	Colorado St.	44 60
				35	A	Syracuse	68 95					122	H	Bethune-Cookman	57 64
												160	A	N. C. A&T	60 67
												179	A	Hampton	60 63
												216	A	Norfolk St.	55 53
												266	H	UMES	63 50
												269	H	Howard	61 68
												288	A	Central Conn. St.	61 41
												292	H	Mt. St. Mary's	75 67
												299	H	FIU	62 51
												310	A	Marshall	68 73
												318	H	South Carolina St.	65 55
												320	A	N. C. Central	57 60
												321	A	Coppin St.	53 55
												321	H	Coppin St.	73 59
												321	N	Coppin St.	58 51
												333	A	Delaware St.	56 60
												333	H	Delaware St.	54 62
												336	A	Florida A&M	59 44
												336	H	Florida A&M	61 56
												339	H	NJIT	55 43
												340	A	Savannah St.	70 41
												340	H	Savannah St.	73 67
												348	A	UMass Lowell	65 59
LAST 12 Division I GAMES:															
				321	N	Coppin St.	58 51	340	A	Savannah St.	70 41				
				333	A	Delaware St.	56 60	269	H	Howard	61 68				
				321	H	Coppin St.	73 59	216	A	Norfolk St.	55 53				
				179	A	Hampton	60 63	318	H	South Carolina St.	65 55				
				122	H	Bethune-Cookman	57 64	333	H	Delaware St.	54 62				
				336	A	Florida A&M	59 44	321	A	Coppin St.	53 55				

Non-Div I Games: Cheyney 123 53 Lincoln (PA) 60 41

Morgan St.

Loss, Non-Conf, S Site, H Home A Away N Neutral

Average RPI Win:	279	WON-LOST	WINNING	LAST 10	STRENGTH OF	OPP. STRENGTH	TEAM	ADJ.	CONF.	ADJ CONF.
Average RPI Loss:	212	RECORD	PCT. RANK	GAMES	SCHEDULE	OF SCHEDULE	RPI	RPI	RPI	RPI
DIV. I ONLY	9- 20	271	3- 7	281	310	292	292	29	29	
DIV. I NON-CONF.	3- 8	268	0- 0	231	242	265	265	29	29	

TOTALS	RPI 1-25	RPI 26-50	W-L RECORDS	RPI 51-100	RPI 101-999	RPI 201+				
9- 20	0- 2	0- 0	OVERALL	0- 0	9- 18	9- 14				
5- 7	0- 0	0- 0	HOME	0- 0	5- 7	5- 5				
4- 13	0- 0	0- 0	AWAY	0- 0	4- 0	4- 0				
0- 0	0- 0	0- 0	NEUTRAL	0- 0	0- 0	0- 0				
3- 8	0- 2	0- 0	NON-CONFERENCE	0- 0	3- 6	3- 6				
2- 1	0- 0	0- 0	HOME	0- 0	2- 1	2- 1				
1- 7	0- 2	0- 0	AWAY	0- 0	1- 5	1- 5				
0- 0	0- 0	0- 0	NEUTRAL	0- 0	0- 0	0- 0				
6- 12	0- 0	0- 0	CONFERENCE	0- 0	6- 12	6- 8				
3- 6	0- 0	0- 0	HOME	0- 0	3- 6	3- 4				
3- 6	0- 0	0- 0	AWAY	0- 0	3- 6	3- 4				
0- 0	0- 0	0- 0	NEUTRAL	0- 0	0- 0	0- 0				

RPI 1-25				RPI 26-50				RPI 51-100				RPI 101+ Team's RPI: 292			
RPI	S	Opponent	Score	RPI	S	Opponent	Score	RPI	S	Opponent	Score	RPI	S	Opponent	Score
2	A	Notre Dame	65 121									113	A	Saint Francis (PA)	88 92
17	A	Maryland	57 97									113	H	Saint Francis (PA)	69 79
												133	A	Robert Morris	54 66
												133	H	Robert Morris	68 77
												206	A	Lehigh	71 75
												227	A	Xavier	45 66
												228	H	Gardner-Webb	67 75
												236	H	Loyola Maryland	71 63
												248	A	Sacred Heart	44 56
												248	H	Sacred Heart	52 82
												250	H	Rider	82 78
												265	A	LIU Brooklyn	48 53
												265	H	LIU Brooklyn	59 61
												266	A	UMES	66 63
												270	A	Morgan St.	67 75
												273	A	Fairfield	65 76
												274	A	St. Francis Brooklyn	73 82
												274	H	St. Francis Brooklyn	56 75
												281	A	Fairleigh Dickinson	55 53
												281	H	Fairleigh Dickinson	55 52
												288	A	Central Conn. St.	68 56
												288	H	Central Conn. St.	76 56
												295	A	Bryant	68 63
												295	H	Bryant	64 67
												321	A	Coppin St.	54 68
												328	A	Wagner	68 69
												328	H	Wagner	79 56

LAST 12 Division I GAMES:															
133	A	Robert Morris	54 66	281	A	Fairleigh Dickinson	55 53	274	H	St. Francis Brooklyn	56 75	265	H	LIU Brooklyn	59 61
113	H	Saint Francis (PA)	69 79	274	H	St. Francis Brooklyn	56 75	265	H	LIU Brooklyn	59 61	328	H	Wagner	79 56
328	A	Wagner	68 69	265	H	LIU Brooklyn	59 61	328	H	Wagner	79 56	133	H	Robert Morris	68 77
288	H	Central Conn. St.	76 56	328	H	Wagner	79 56	113	A	Saint Francis (PA)	88 92				
295	H	Bryant	64 67												
248	A	Sacred Heart	44 56												

Non-Div I Games:

Mt. St. Mary's

Average RPI Win: 302		WON-LOST RECORD	WINNING PCT. RANK	LAST 10 GAMES	STRENGTH OF SCHEDULE	OPP. STRENGTH OF SCHEDULE	TEAM RPI	ADJ. RPI	CONF. RPI	ADJ CONF. RPI
DIV. I ONLY	170	10- 19	252	4- 6	313	263	294	294	25	25
DIV. I NON-CONF.		3- 7	254	0- 0	322	205	307	307	27	27
TOTALS		RPI 1-25	RPI 26-50	W-L RECORDS		RPI 51-100	RPI 101-999	RPI 201+		
10- 19	0- 1		0- 0	OVERALL		0- 3	10- 15	10- 6		
6- 7	0- 0		0- 0	HOME		0- 0	6- 7	6- 1		
4- 11	0- 1		0- 0	AWAY		0- 2	4- 8	4- 5		
0- 1	0- 0		0- 0	NEUTRAL		0- 1	0- 0	0- 0		
3- 7	0- 1		0- 0	NON-CONFERENCE		0- 1	3- 5	3- 3		
2- 2	0- 0		0- 0	HOME		0- 0	2- 2	2- 0		
1- 5	0- 1		0- 0	AWAY		0- 1	1- 3	1- 3		
0- 0	0- 0		0- 0	NEUTRAL		0- 0	0- 0	0- 0		
7- 12	0- 0		0- 0	CONFERENCE		0- 2	7- 10	7- 3		
4- 5	0- 0		0- 0	HOME		0- 0	4- 5	4- 1		
3- 6	0- 0		0- 0	AWAY		0- 1	3- 5	3- 2		
0- 1	0- 0		0- 0	NEUTRAL		0- 1	0- 0	0- 0		

RPI 1-25			
RPI	S	Opponent	Score
3	A	Louisville	51 115

RPI 26-50			
RPI	S	Opponent	Score

RPI 51-100			
RPI	S	Opponent	Score
57	A	Belmont	65 70
57	N	Belmont	64 88
94	A	Alabama	47 68

RPI 101+			
RPI	S	Opponent	Score
107	H	ETSU	68 96
130	H	Butler	59 88
158	A	UT Martin	67 85
158	H	UT Martin	80 97
162	A	Jacksonville St.	65 97
162	H	Jacksonville St.	55 59
163	A	SIUE	68 77
163	H	SIUE	70 75
190	H	Morehead St.	80 82
218	A	UNCG	63 52
231	A	Southeast Mo. St.	70 80
231	H	Southeast Mo. St.	74 85
249	A	Austin Peay	69 75
249	H	Austin Peay	91 65
254	H	Northern Ky.	98 87
260	A	Lipscomb	64 65
311	A	Alabama A&M	54 71
313	A	Tennessee Tech	72 63
313	H	Tennessee Tech	80 73
316	H	Eastern Ky.	75 68
330	A	Tennessee St.	85 73
341	H	Mississippi Val.	64 63
345	A	Eastern Ill.	70 63
345	H	Eastern Ill.	72 61
349	A	Evansville	81 89

LAST 12 Division I GAMES:			
57	N	Belmont	64 88
249	A	Austin Peay	69 75
345	A	Eastern Ill.	70 63
313	H	Tennessee Tech	80 73
162	H	Jacksonville St.	55 59
163	A	SIUE	68 77
249	H	Austin Peay	91 65
158	A	UT Martin	67 85
231	A	Southeast Mo. St.	70 80
316	H	Eastern Ky.	75 68
190	H	Morehead St.	80 82
330	A	Tennessee St.	85 73

Murray St.

Average RPI Win:	290	WON-LOST	WINNING	LAST 10	STRENGTH OF	OPP. STRENGTH	TEAM	ADJ.	CONF.	ADJ CONF.
Average RPI Loss:	93	RECORD	PCT. RANK	GAMES	SCHEDULE	OF SCHEDULE	RPI	RPI	RPI	RPI
DIV. I ONLY	19- 8	64	9- 1	323	277	160	160	30	30	
DIV. I NON-CONF.	3- 7	254	0- 0	193	50	270	270	30	30	

TOTALS	RPI 1-25	RPI 26-50	W-L RECORDS	RPI 51-100	RPI 101-999	RPI 201+				
19- 8	0- 0	0- 2	OVERALL	0- 2	19- 4	18- 0				
10- 3	0- 0	0- 2	HOME	0- 0	10- 1	10- 0				
8- 3	0- 0	0- 0	AWAY	0- 0	8- 3	7- 0				
1- 2	0- 0	0- 0	NEUTRAL	0- 2	1- 0	1- 0				
3- 7	0- 0	0- 2	NON-CONFERENCE	0- 2	3- 3	3- 0				
3- 2	0- 0	0- 2	HOME	0- 0	3- 0	3- 0				
0- 3	0- 0	0- 0	AWAY	0- 0	0- 3	0- 0				
0- 2	0- 0	0- 0	NEUTRAL	0- 2	0- 0	0- 0				
16- 1	0- 0	0- 0	CONFERENCE	0- 0	16- 1	15- 0				
7- 1	0- 0	0- 0	HOME	0- 0	7- 1	7- 0				
8- 0	0- 0	0- 0	AWAY	0- 0	8- 0	7- 0				
1- 0	0- 0	0- 0	NEUTRAL	0- 0	1- 0	1- 0				

RPI 1-25				RPI 26-50				RPI 51-100				RPI 101+ Team's RPI: 160			
RPI	S	Opponent	Score	RPI	S	Opponent	Score	RPI	S	Opponent	Score	RPI	S	Opponent	Score
26	H	Georgia	63 73	26	H	Elon	59 90	51	N	Harvard	60 64	101	A	Auburn	53 63
45	H							72	N	Duquesne	60 73	112	A	Ohio	65 72
												122	A	Bethune-Cookman	62 55
												158	A	UT Martin	63 76
												179	H	Hampton	51 63
												216	H	Norfolk St.	53 51
												263	H	Appalachian St.	81 56
												266	A	UMES	57 45
												266	H	UMES	65 60
												269	A	Howard	76 68
												269	H	Howard	91 53
												270	H	Morgan St.	67 60
												307	H	Western Caro.	68 59
												318	A	South Carolina St.	74 54
												318	N	South Carolina St.	54 38
												320	A	N.C. Central	60 57
												320	H	N.C. Central	67 54
												321	H	Coppin St.	64 63
												327	H	Ga. Southern	60 49
												333	A	Delaware St.	66 48
												333	H	Delaware St.	75 55
												336	A	Florida A&M	73 52
												340	A	Savannah St.	69 44
LAST 12 Division I GAMES:															
318	N	South Carolina St.	54 38	340	A	Savannah St.	69 44	318	A	South Carolina St.	74 54	333	H	Delaware St.	75 55
320	A	N.C. Central	60 57					179	H	Hampton	51 63	216	H	Norfolk St.	53 51
122	A	Bethune-Cookman	62 55					320	H	N.C. Central	67 54				
336	A	Florida A&M	73 52												
266	H	UMES	65 60												
269	H	Howard	91 53												

Non-Div I Games: Saint Augustine's 94 42 St. Andrews 90 40

N. C. A&T

Loss, Non-Conf, S Site, H Home A Away N Neutral

Average RPI Win:	316	WON-LOST	WINNING	LAST 10	STRENGTH OF	OPP. STRENGTH	TEAM	ADJ.	CONF.	ADJ CONF.
Average RPI Loss:	208	RECORD	PCT. RANK	GAMES	SCHEDULE	OF SCHEDULE	RPI	RPI	RPI	RPI
DIV. I ONLY	8- 21	280	4- 6	316	336	320	320	30	30	
DIV. I NON-CONF.	1- 11	331	0- 0	250	293	340	340	30	30	

TOTALS	RPI 1-25	RPI 26-50	W-L RECORDS	RPI 51-100	RPI 101-999	RPI 201+				
8- 21	0- 0	0- 2	OVERALL	0- 0	8- 19	8- 12				
5- 6	0- 0	0- 1	HOME	0- 0	5- 5	5- 3				
3- 14	0- 0	0- 1	AWAY	0- 0	3- 13	3- 8				
0- 1	0- 0	0- 0	NEUTRAL	0- 0	0- 1	0- 1				
1- 11	0- 0	0- 2	NON-CONFERENCE	0- 0	1- 9	1- 6				
1- 2	0- 0	0- 1	HOME	0- 0	1- 1	1- 1				
0- 9	0- 0	0- 1	AWAY	0- 0	0- 8	0- 5				
0- 0	0- 0	0- 0	NEUTRAL	0- 0	0- 0	0- 0				
7- 10	0- 0	0- 0	CONFERENCE	0- 0	7- 10	7- 6				
4- 4	0- 0	0- 0	HOME	0- 0	4- 4	4- 2				
3- 5	0- 0	0- 0	AWAY	0- 0	3- 5	3- 3				
0- 1	0- 0	0- 0	NEUTRAL	0- 0	0- 1	0- 1				

RPI 1-25				RPI 26-50				RPI 51-100				RPI 101+ Team's RPI: 320			
RPI	S	Opponent	Score	RPI	S	Opponent	Score	RPI	S	Opponent	Score	RPI	S	Opponent	Score
				41	H	Oregon St.	44 97					106	A	Iowa St.	58 99
				45	A	Elon	50 78					114	A	Colorado St.	48 85
												122	A	Bethune-Cookman	47 57
												160	A	N. C. A&T	54 67
												160	H	N. C. A&T	57 60
												179	H	Hampton	53 62
												192	A	East Carolina	61 73
												216	H	Norfolk St.	60 75
												219	A	Coastal Caro.	65 68
												245	A	Presbyteria n	60 69
												255	A	UNCW	63 89
												256	H	Campbel l	51 58
												266	A	UMES	73 84
												266	H	UMES	69 80
												269	A	Howard	54 69
												269	H	Howard	78 77
												270	H	Morgan St.	60 57
												302	A	Wofford	56 77
												303	A	USC Upstate	61 66
												318	A	South Carolina St.	81 63
												318	N	South Carolina St.	67 76
												321	H	Coppin St.	60 52
												333	A	Delaware St.	74 67
												333	H	Delaware St.	76 60
												336	A	Florida A&M	81 84
												340	A	Savannah St.	74 61
												343	H	Longwood	87 75
LAST 12 Division I GAMES:															
				318	N	South Carolina St.	67 76	122	A	Bethune-Cookman	47 57				
				160	H	N. C. A&T	57 60	336	A	Florida A&M	81 84				
				340	A	Savannah St.	74 61	179	H	Hampton	53 62				
				318	A	South Carolina St.	81 63	333	H	Delaware St.	76 60				
				269	H	Howard	78 77	160	A	N. C. A&T	54 67				
				266	H	UMES	69 80	266	A	UMES	73 84				

Non-Div I Games: Johnson & Wales (NC) 8 51

N. C. Central

N
C
S
t
a
t
e

NC State					Through Games Of March 7, 2018										
Average RPI	Win:	120	WON-LOST	WINNING	LAST 10	STRENGTH OF	OPP. STRENGTH	TEAM	ADJ.	CONF.	ADJ CONF.				
Average RPI	Loss:	22	RECORD	PCT. RANK	GAMES	SCHEDULE	OF SCHEDULE	RPI	RPI	RPI	RPI				
DIV. I ONLY		24- 8	45	7- 3	19	8	16	16	1	1					
DIV. I NON-CONF.		11- 2	22	0- 0	80	58	22	22	1	1					

TOTALS		RPI 1-25		RPI 26-50	W-L RECORDS		RPI 51-100	RPI 101-999		RPI 201+					
24- 8		2- 4		2- 4	OVERALL		5- 0	15- 0		3- 0					
14- 2		1- 1		2- 1	HOME		3- 0	8- 0		2- 0					
7- 4		0- 2		0- 2	AWAY		1- 0	6- 0		1- 0					
3- 2		1- 1		0- 1	NEUTRAL		1- 0	1- 0		0- 0					
11- 2		0- 0		1- 2	NON-CONFERENCE		3- 0	7- 0		2- 0					
8- 0		0- 0		1- 0	HOME		2- 0	5- 0		1- 0					
2- 1		0- 0		0- 1	AWAY		0- 0	2- 0		1- 0					
1- 1		0- 0		0- 1	NEUTRAL		1- 0	0- 0		0- 0					
13- 6		2- 4		1- 2	CONFERENCE		2- 0	8- 0		1- 0					
6- 2		1- 1		1- 1	HOME		1- 0	3- 0		1- 0					
5- 3		0- 2		0- 1	AWAY		1- 0	4- 0		0- 0					
2- 1		1- 1		0- 0	NEUTRAL		0- 0	1- 0		0- 0					

RPI 1-25		Team's RPI: 16		RPI 26-50				RPI 51-100				RPI 101+			
RPI	S	Opponent	Score	RPI	S	Opponent	Score	RPI	S	Opponent	Score	RPI	S	Opponent	Score
2	A	Notre Dame	67 86	27	N	South Dakota St.	67 75	67	A	Virginia Tech	68 51	105	A	Wake Forest	82 68
3	H	Louisville	47 55	31	H	Virginia	63 73	68	H	Georgia Tech	56 43	105	H	Wake Forest	74 61
3	N	Louisville	59 64	35	H	Syracuse	60 56	94	N	Alabama	68 49	107	H	ETSU	70 58
8	H	Florida St.	65 56	39	A	Rutgers	53 57	97	H	Jacksonville	64 44	116	A	North Carolina	66 53
18	A	Duke	56 69	45	H	Elon	70 57	98	H	Georgetown	63 49	116	H	North Carolina	73 54
18	N	Duke	51 45	50	A	Miami (FL)	48 52					116	N	North Carolina	77 64

LAST 12 Division I GAMES:															
3 N Louisville 59 64				116 H North Carolina 73 54											
18 N Duke 51 45				50 A Miami (FL) 48 52											
116 N North Carolina 77 64				208 H Boston College 72 54											
2 A Notre Dame 67 86				8 H Florida St. 65 56											
182 A Pittsburgh 77 66				165 A Clemson 62 41											
105 H Wake Forest 74 61				105 A Wake Forest 82 68											

N
C
S
t
a
t
e

Non-Div I Games:

NC State

Average RPI Win:	259	WON-LOST	WINNING	LAST 10	STRENGTH OF	OPP. STRENGTH	TEAM	ADJ.	CONF.	ADJ CONF.
Average RPI Loss:	199	RECORD	PCT. RANK	GAMES	SCHEDULE	OF SCHEDULE	RPI	RPI	RPI	RPI
DIV. I ONLY	3- 26	337	1- 9	239	299	339	339	23	23	
DIV. I NON-CONF.	1- 13	336	0- 0	271	338	345	345	22	22	

TOTALS	RPI 1-25	RPI 26-50	W-L RECORDS	RPI 51-100	RPI 101-999	RPI 201+				
3- 26	0- 0	0- 1	OVERALL	0- 6	3- 19	3- 14				
2- 12	0- 0	0- 0	HOME	0- 3	2- 9	2- 8				
1- 14	0- 0	0- 1	AWAY	0- 3	1- 10	1- 6				
0- 0	0- 0	0- 0	NEUTRAL	0- 0	0- 0	0- 0				
1- 13	0- 0	0- 1	NON-CONFERENCE	0- 1	1- 11	1- 8				
1- 6	0- 0	0- 0	HOME	0- 1	1- 5	1- 5				
0- 7	0- 0	0- 1	AWAY	0- 0	0- 6	0- 3				
0- 0	0- 0	0- 0	NEUTRAL	0- 0	0- 0	0- 0				
2- 13	0- 0	0- 0	CONFERENCE	0- 5	2- 8	2- 6				
1- 6	0- 0	0- 0	HOME	0- 2	1- 4	1- 3				
1- 7	0- 0	0- 0	AWAY	0- 3	1- 4	1- 3				
0- 0	0- 0	0- 0	NEUTRAL	0- 0	0- 0	0- 0				

RPI S Opponent	Score	RPI S Opponent	Score	RPI S Opponent	Score	RPI S Opponent	Score
		27 A South Dakota St.	48 92	52 A FGCU	62 83	119 A Dartmouth	50 81
				52 A FGCU	66 90	153 A Army West Point	49 79
				52 H FGCU	43 89	157 A Binghamton	36 67
				61 H Penn	38 77	200 A Stetson	55 73
				97 A Jacksonville	53 73	200 H Stetson	53 72
				97 H Jacksonville	58 88	206 A Lehigh	50 64
						238 A North Florida	66 62
						238 H North Florida	75 65
						250 H Rider	64 79
						260 A Lipscomb	58 66
						260 H Lipscomb	58 74
						265 H LIU Brooklyn	49 67
						267 H Cornell	46 61
						270 A Morgan St.	43 55
						281 H Fairleigh Dickinson	70 74
						286 A North Dakota St.	58 105
						300 A Kennesaw St.	65 80
						300 H Kennesaw St.	58 61
						301 H Long Beach St.	73 57
						303 A USC Upstate	67 74
						303 H USC Upstate	57 95
						347 H Saint Peter's	52 59
LAST 12 Division I GAMES:							
52 A FGCU	62 83	300 H Kennesaw St.	58 61				
303 A USC Upstate	67 74	260 A Lipscomb	58 66				
97 A Jacksonville	53 73	300 A Kennesaw St.	65 80				
238 A North Florida	66 62	260 H Lipscomb	58 74				
52 H FGCU	43 89	238 H North Florida	75 65				
200 H Stetson	53 72	97 H Jacksonville	58 88				

Non-Div I Games: St. Joseph's (Brkn)106 42

NJIT

Average RPI Win:	150	WON-LOST	WINNING	LAST 10	STRENGTH OF	OPP. STRENGTH	TEAM	ADJ.	CONF.	ADJ CONF.
Average RPI Loss:	49	RECORD	PCT. RANK	GAMES	SCHEDULE	OF SCHEDULE	RPI	RPI	RPI	RPI
DIV. I ONLY	21- 10	78	6- 4	62	50	60	60	3	3	
DIV. I NON-CONF.	9- 4	82	0- 0	236	96	138	138	4	4	

TOTALS	RPI 1-25	RPI 26-50	W-L RECORDS	RPI 51-100	RPI 101-999	RPI 201+				
21- 10	2- 5	3- 2	OVERALL	4- 1	12- 2	8- 0				
10- 6	1- 2	0- 2	HOME	2- 0	7- 2	5- 0				
9- 2	1- 1	2- 0	AWAY	2- 1	4- 0	2- 0				
2- 2	0- 2	1- 0	NEUTRAL	0- 0	1- 0	1- 0				
9- 4	0- 1	0- 1	NON-CONFERENCE	1- 0	8- 2	5- 0				
5- 3	0- 0	0- 1	HOME	0- 0	5- 2	3- 0				
3- 0	0- 0	0- 0	AWAY	1- 0	2- 0	1- 0				
1- 1	0- 1	0- 0	NEUTRAL	0- 0	1- 0	1- 0				
12- 6	2- 4	3- 1	CONFERENCE	3- 1	4- 0	3- 0				
5- 3	1- 2	0- 1	HOME	2- 0	2- 0	2- 0				
6- 2	1- 1	2- 0	AWAY	1- 1	2- 0	1- 0				
1- 1	0- 1	1- 0	NEUTRAL	0- 0	0- 0	0- 0				

RPI 1-25				RPI 26-50				RPI 51-100				RPI 101+			
RPI	S	Opponent	Score	RPI	S	Opponent	Score	RPI	S	Opponent	Score	RPI	S	Opponent	Score
6	H	Ohio St.	61 73	38	H	Michigan	64 69	54	A	Indiana	75 83	111	H	Washington St.	61 73
17	A	Maryland	75 77	38	N	Michigan	61 54	62	H	Purdue	75 51	143	H	Arkansas	80 69
17	H	Maryland	57 64	39	A	Rutgers	52 42	66	A	Michigan St.	79 69	163	H	SIUE	62 53
17	N	Maryland	53 66	40	A	Minnesota	79 74	70	A	Drake	89 84	165	H	Clemson	66 67
20	N	Buffalo	72 82	48	H	Creighton	49 64	93	H	Penn St.	59 51	176	A	Northwestern	69 59
21	A	Iowa	92 74									183	A	Kansas	66 49
21	H	Iowa	74 65									203	H	Wisconsin	51 48
												219	N	Coastal Caro.	55 47
												241	H	Fla. Atlantic	86 69
												242	A	Illinois	80 72
												242	H	Illinois	62 47
												278	A	San Jose St.	81 55
												283	H	UMKC	80 60
												331	H	Ark. -Pine Bluff	73 52

LAST 12 Division I GAMES:															
17	N	Maryland	53 66	203	H	Wisconsin	51 48								
38	N	Michigan	61 54	17	H	Maryland	57 64								
17	A	Maryland	75 77	242	H	Illinois	62 47								
93	H	Penn St.	59 51	21	A	Iowa	92 74								
54	A	Indiana	75 83	62	H	Purdue	75 51								
66	A	Michigan St.	79 69	39	A	Rutgers	52 42								

Non-Div I Games:

Nebraska

N
e
v
a
d
aN
e
v
a
d
a

Nevada

Page 189

Average RPI Win:	246	WON-LOST	WINNING	LAST 10	STRENGTH OF	OPP. STRENGTH	TEAM	ADJ.	CONF.	ADJ CONF.
Average RPI Loss:	156	RECORD	PCT. RANK	GAMES	SCHEDULE	OF SCHEDULE	RPI	RPI	RPI	RPI
DIV. I ONLY	18- 12	113	5- 5	293	246	175	175	20	20	
DIV. I NON-CONF.	8- 4	87	0- 0	340	257	192	192	24	24	

TOTALS	RPI 1-25	RPI 26-50	W-L RECORDS	RPI 51-100	RPI 101-999	RPI 201+				
18- 12	0- 0	0- 0	OVERALL	1- 4	17- 8	12- 4				
8- 4	0- 0	0- 0	HOME	1- 1	7- 3	5- 1				
8- 7	0- 0	0- 0	AWAY	0- 3	8- 4	6- 2				
2- 1	0- 0	0- 0	NEUTRAL	0- 0	2- 1	1- 1				
8- 4	0- 0	0- 0	NON-CONFERENCE	0- 0	8- 4	7- 3				
4- 0	0- 0	0- 0	HOME	0- 0	4- 0	3- 0				
3- 3	0- 0	0- 0	AWAY	0- 0	3- 3	3- 2				
1- 1	0- 0	0- 0	NEUTRAL	0- 0	1- 1	1- 1				
10- 8	0- 0	0- 0	CONFERENCE	1- 4	9- 4	5- 1				
4- 4	0- 0	0- 0	HOME	1- 1	3- 3	2- 1				
5- 4	0- 0	0- 0	AWAY	0- 3	5- 1	3- 0				
1- 0	0- 0	0- 0	NEUTRAL	0- 0	1- 0	0- 0				

RPI 1-25				RPI 26-50				RPI 51-100				RPI 101+				Team's RPI: 175
RPI	S	Opponent	Score	RPI	S	Opponent	Score	RPI	S	Opponent	Score	RPI	S	Opponent	Score	
								73	A	Maine	46 77	119	A	Dartmouth	49 57	
								73	A	Maine	48 64	132	A	Hartford	49 85	
								73	H	Maine	46 56	132	H	Hartford	76 58	
								82	A	Albany (NY)	53 66	138	H	Northeastern	65 50	
								82	H	Albany (NY)	74 68	157	A	Binghamton	63 61	
												157	H	Binghamton	52 54	
												187	A	Stony Brook	51 50	
												187	H	Stony Brook	56 62	
												187	N	Stony Brook	71 54	
												208	A	Boston College	55 64	
												227	A	Xavier	66 71	
												230	H	Boston U.	72 57	
												246	N	La Salle	51 59	
												248	A	Sacred Heart	74 47	
												264	H	Manhattan	68 55	
												267	H	Cornell	48 45	
												273	N	Fairfield	71 61	
												293	A	Vermont	52 49	
												293	H	Vermont	53 58	
												295	A	Bryant	74 65	
												322	A	UMBC	51 46	
												322	H	UMBC	56 51	
												328	A	Wagner	65 53	
												348	A	UMass Lowell	70 49	
												348	H	UMass Lowell	66 45	

LAST 12 Division I GAMES:																
								73	A	Maine	48 64	73	A	Maine	46 77	
								187	N	Stony Brook	71 54	293	H	Vermont	53 58	
								348	A	UMass Lowell	70 49	82	H	Albany (NY)	74 68	
								187	H	Stony Brook	56 62	132	A	Hartford	49 85	
								132	H	Hartford	76 58	157	H	Binghamton	52 54	
								322	A	UMBC	51 46	73	H	Maine	46 56	

Non-Div I Games: Colby-Sawyer 64 40

New Hampshire

■ Loss,
 ■ Non-Conf,
 ■ S Site,
 ■ Home
 ■ A Away
 N Neutral

NEW MEXICO				THROUGH GAMES OF MARCH 17, 2018							
Average RPI	Win:	190	WON-LOST	WINNING	LAST 10	STRENGTH OF	OPP. STRENGTH	TEAM	ADJ.	CONF.	ADJ. CONF.
Loss:	122	RECORD	PCT. RANK	GAMES	SCHEDULE	OF SCHEDULE	RPI	RPI	RPI	RPI	RPI
DIV. I ONLY		22- 10	72	6- 4	150	126	88	88	16	16	
DIV. I NON-CONF.		11- 1	13	0- 0	58	153	12	12	14	14	

TOTALS	RPI 1-25		RPI 26-50		W-L RECORDS		RPI 51-100		RPI 101-999		RPI 201+
22- 10	1- 0		0- 1		OVERALL		3- 5		18- 4		10- 2
16- 2	1- 0		0- 0		HOME		3- 2		12- 0		6- 0
5- 7	0- 0		0- 1		AWAY		0- 2		5- 4		3- 2
1- 1	0- 0		0- 0		NEUTRAL		0- 1		1- 0		1- 0
11- 1	1- 0		0- 1		NON-CONFERENCE		3- 0		7- 0		4- 0
9- 0	1- 0		0- 0		HOME		3- 0		5- 0		3- 0
2- 1	0- 0		0- 1		AWAY		0- 0		2- 0		1- 0
0- 0	0- 0		0- 0		NEUTRAL		0- 0		0- 0		0- 0
11- 9	0- 0		0- 0		CONFERENCE		0- 5		11- 4		6- 2
7- 2	0- 0		0- 0		HOME		0- 2		7- 0		3- 0
3- 6	0- 0		0- 0		AWAY		0- 2		3- 4		2- 2
1- 1	0- 0		0- 0		NEUTRAL		0- 1		1- 0		1- 0

RPI 1-25			
RPI	S	Opponent	Score
25	H	Marquette	88 87

RPI 26-50			
RPI	S	Opponent	Score
34	A	Oklahoma	63 105

RPI 51-100			
RPI	S	Opponent	Score
74	A	Wyoming	55 66
74	H	Wyoming	62 63
74	N	Wyoming	66 69
77	H	Navy	94 87
91	H	Lamar University	90 58
92	A	UNLV	62 74
92	H	UNLV	66 68
96	H	Western Mich.	88 76

Team's RPI : 88			
RPI	S	Opponent	Score
114	A	Colorado St.	71 74
114	H	Colorado St.	54 48
120	A	Boise St.	85 91
120	H	Boise St.	100 83
145	A	Fresno St.	93 89
145	H	Fresno St.	88 75
151	H	Wichita St.	76 62
170	A	UTEP	59 35
171	H	Nevada	72 68
193	H	UC Irvine	83 61
215	A	New Mexico St.	101 93
215	H	New Mexico St.	86 75
242	H	Illinois	97 68
252	H	Texas Tech	90 56
271	A	San Diego St.	89 97
278	A	San Jose St.	86 95
278	H	San Jose St.	92 62
278	N	San Jose St.	84 54
290	A	Air Force	88 59
290	H	Air Force	57 49
315	A	Utah St.	74 50
315	H	Utah St.	80 47

LAST 12 Division I GAMES:			
74	N	Wyoming	66 69
278	N	San Jose St.	84 54
145	A	Fresno St.	93 89
114	H	Colorado St.	54 48
92	A	UNLV	62 74
74	H	Wyoming	62 63
315	A	Utah St.	74 50
290	H	Air Force	57 49
120	A	Boise St.	85 91
278	H	San Jose St.	92 62
315	H	Utah St.	80 47
114	A	Colorado St.	71 74

Non-Div I Games:	Northern N.M.	107	66
------------------	---------------	-----	----

New Mexico

■ Loss, ■ Non-Conf, S Site, H Home A Away N Neutral

Average RPI		Win: 279	WON-LOST RECORD	WINNING PCT. RANK	LAST 10 GAMES	STRENGTH OF SCHEDULE	OPP. STRENGTH OF SCHEDULE	TEAM RPI	ADJ. RPI	CONF. RPI	ADJ. CONF. RPI
Loss: 174											
DIV. I ONLY			16- 11	117	8- 2	326	318	215	215	31	31
DIV. I NON-CONF.			4- 8	239	0- 0	217	236	259	259	31	31
TOTALS		RPI 1-25		RPI 26-50		W-L RECORDS		RPI 51-100		RPI 101-999	RPI 201+
16- 11	0- 0		0- 0		OVERALL	0- 3		16- 8		15- 6	
9- 3	0- 0		0- 0		HOME	0- 2		9- 1		8- 1	
6- 5	0- 0		0- 0		AWAY	0- 1		6- 4		6- 4	
1- 3	0- 0		0- 0		NEUTRAL	0- 0		1- 3		1- 1	
4- 8	0- 0		0- 0		NON-CONFERENCE	0- 3		4- 5		3- 3	
2- 3	0- 0		0- 0		HOME	0- 2		2- 1		1- 1	
2- 2	0- 0		0- 0		AWAY	0- 1		2- 1		2- 1	
0- 3	0- 0		0- 0		NEUTRAL	0- 0		0- 3		0- 1	
12- 3	0- 0		0- 0		CONFERENCE	0- 0		12- 3		12- 3	
7- 0	0- 0		0- 0		HOME	0- 0		7- 0		7- 0	
4- 3	0- 0		0- 0		AWAY	0- 0		4- 3		4- 3	
1- 0	0- 0		0- 0		NEUTRAL	0- 0		1- 0		1- 0	

RPI 1-25				RPI 26-50				RPI 51-100				RPI 101+				Team's RPI: 215	
RPI	S	Opponent	Score	RPI	S	Opponent	Score	RPI	S	Opponent	Score	RPI	S	Opponent	Score		
								88	A	New Mexico	75	86	138	N	Northeastern	64	65
								88	H	New Mexico	93	101	143	N	Arkansas	60	69
								96	H	Western Mi ch.	55	64	170	H	UTEP	76	68
													202	A	CSU Bakersfi el d	52	62
													202	H	CSU Bakersfi el d	56	48
													204	H	UC Santa Barbara	47	77
													213	A	Seattle U	59	69
													213	H	Seattle U	64	53
													220	N	Texas Southern	50	66
													223	H	A&M-Corpus Christi	70	61
													239	A	Pepperdine	86	64
													247	A	Grand Canyon	34	50
													247	H	Grand Canyon	64	60
													277	A	Ari zona	44	83
													283	A	UMKC	76	67
													283	H	UMKC	70	62
													301	A	Long Beach St.	72	63
													308	A	UTRGV	79	77
													308	H	UTRGV	72	56
													323	A	Utah Valley	82	72
													323	H	Utah Valley	59	51
													346	A	Chi cago St.	63	55
													346	H	Chi cago St.	74	59
													346	N	Chi cago St.	84	60
LAST 12 Division I GAMES:																	
				346	N	Chi cago St.	84	60	247	A	Grand Canyon	34	50				
				308	H	UTRGV	72	56	202	A	CSU Bakersfi el d	52	62				
				283	A	UMKC	76	67	308	A	UTRGV	79	77				
				346	A	Chi cago St.	63	55	283	H	UMKC	70	62				
				213	H	Seattle U	64	53	323	A	Utah Valley	82	72				
				323	H	Utah Valley	59	51	213	A	Seattle U	59	69				

Non-Div I Games:	Tex. Permian Basin	85	58	Western N. M.	89	60
------------------	--------------------	----	----	---------------	----	----

New Mexico St.

■ Loss, ■ Non-Conf, S Site, H Home A Away N Neutral

Average RPI Win:	276	WON-LOST	WINNING	LAST 10	STRENGTH OF	OPP. STRENGTH	TEAM	ADJ.	CONF.	ADJ CONF.
Average RPI Loss:	161	RECORD	PCT. RANK	GAMES	SCHEDULE	OF SCHEDULE	RPI	RPI	RPI	RPI
DIV. I ONLY	14- 14	178	6- 4	292	273	222	222	26	26	
DIV. I NON-CONF.	3- 7	254	0- 0	97	192	214	214	26	26	

TOTALS	RPI 1-25	RPI 26-50	W-L RECORDS	RPI 51-100	RPI 101-999	RPI 201+				
14- 14	0- 1	0- 1	OVERALL	0- 2	14- 10	13- 5				
9- 4	0- 0	0- 0	HOME	0- 1	9- 3	9- 1				
5- 10	0- 0	0- 0	AWAY	0- 0	5- 2	4- 1				
0- 0	0- 0	0- 0	NEUTRAL	0- 0	0- 0	0- 0				
3- 7	0- 1	0- 1	NON-CONFERENCE	0- 1	3- 4	3- 0				
2- 2	0- 0	0- 0	HOME	0- 1	2- 1	2- 0				
1- 5	0- 1	0- 1	AWAY	0- 0	1- 3	1- 0				
0- 0	0- 0	0- 0	NEUTRAL	0- 0	0- 0	0- 0				
11- 7	0- 0	0- 0	CONFERENCE	0- 1	11- 6	10- 5				
7- 2	0- 0	0- 0	HOME	0- 0	7- 2	7- 1				
4- 5	0- 0	0- 0	AWAY	0- 1	4- 4	3- 4				
0- 0	0- 0	0- 0	NEUTRAL	0- 0	0- 0	0- 0				

RPI 1-25				RPI 26-50				RPI 51-100				RPI 101+ Team's RPI: 222			
RPI	S	Opponent	Score	RPI	S	Opponent	Score	RPI	S	Opponent	Score	RPI	S	Opponent	Score
23	A	Missouri	45 81	50	A	Miami (FL)	46 76	79	H	Houston	66 78	117	H	SFA	67 74
								91	A	Lamar University	77 100	125	A	Tulane	56 79
												128	A	Central Ark.	52 48
												162	H	Jacksonville St.	54 59
												168	A	South Ala.	45 67
												169	A	Louisiana	57 66
												205	H	CSUN	76 73
												220	H	Texas Southern	72 69
												223	A	A&M-Corpus Christi	68 75
												223	H	A&M-Corpus Christi	66 49
												229	A	Nicholls St.	48 72
												229	H	Nicholls St.	61 62
												253	A	Abilene Christian	70 80
												276	A	McNeese	77 64
												276	H	McNeese	84 62
												298	A	Southeastern La.	74 71
												298	H	Southeastern La.	82 73
												309	H	Houston Baptist	70 52
												312	A	Incarinate Word	72 45
												312	H	Incarinate Word	52 50
												335	H	Sam Houston St.	77 50
												336	A	Northwestern St.	47 52
												336	H	Northwestern St.	81 63
												338	A	La. -Monroe	89 51
LAST 12 Division I GAMES:															
298	A	Southeastern La.	74 71	229	H	Nicholls St.	61 62								
229	A	Nicholls St.	48 72	336	A	Northwestern St.	47 52								
335	H	Sam Houston St.	77 50	312	A	Incarinate Word	72 45								
276	H	McNeese	84 62	336	H	Northwestern St.	81 63								
298	H	Southeastern La.	82 73	312	H	Incarinate Word	52 50								
223	A	A&M-Corpus Christi	68 75	128	A	Central Ark.	52 48								

Non-Div I Games: Xavier (LA) 85 50

New Orleans

Loss,
Non-Conf, S Site,
H Home
A Away
N Neutral

Average RPI Win:	244	WON-LOST	WINNING	LAST 10	STRENGTH OF	OPP. STRENGTH	TEAM	ADJ.	CONF.	ADJ CONF.
Average RPI Loss:	174	RECORD	PCT. RANK	GAMES	SCHEDULE	OF SCHEDULE	RPI	RPI	RPI	RPI
DIV. I ONLY	13- 18	220	5- 5	208	272	233	233	28	28	
DIV. I NON-CONF.	3- 8	268	0- 0	52	134	194	194	25	25	

TOTALS	RPI 1-25	RPI 26-50	W-L RECORDS	RPI 51-100	RPI 101-999	RPI 201+				
13- 18	1- 1	0- 3	OVERALL	0- 0	12- 14	8- 7				
7- 6	1- 0	0- 2	HOME	0- 0	6- 4	5- 1				
4- 11	0- 1	0- 1	AWAY	0- 0	4- 9	2- 6				
2- 1	0- 0	0- 0	NEUTRAL	0- 0	2- 1	1- 0				
3- 8	1- 1	0- 1	NON-CONFERENCE	0- 0	2- 6	1- 1				
1- 3	1- 0	0- 1	HOME	0- 0	0- 2	0- 0				
1- 4	0- 1	0- 0	AWAY	0- 0	1- 3	1- 1				
1- 1	0- 0	0- 0	NEUTRAL	0- 0	1- 1	0- 0				
10- 10	0- 0	0- 2	CONFERENCE	0- 0	10- 8	7- 6				
6- 3	0- 0	0- 1	HOME	0- 0	6- 2	5- 1				
3- 7	0- 0	0- 1	AWAY	0- 0	3- 6	1- 5				
1- 0	0- 0	0- 0	NEUTRAL	0- 0	1- 0	1- 0				

RPI	S	Opponent	Score	RPI	S	Opponent	Score	RPI	S	Opponent	Score	RPI	S	Opponent	Score	Team's RPI: 233
17	A	Maryland	65 92	36	A	Quinnipiac	61 77					124	H	Cleveland St.	61 70	
20	H	Buffalo	75 62	36	H	Quinnipiac	55 84					126	N	Louisiana Tech	73 67	
				43	H	Drexel	65 66					132	A	Hartford	65 83	
												135	H	Saint Joseph's	69 93	
												156	A	Marist	68 61	
												156	H	Marist	78 84	
												169	N	Louisiana	52 68	
												189	A	Oakland	59 67	
												199	A	Siena	60 71	
												199	A	Siena	73 68	
												199	H	Siena	65 50	
												250	A	Rider	58 65	
												250	H	Rider	69 61	
												258	A	St. Bonaventure	58 76	
												264	A	Manhattan	64 82	
												264	H	Manhattan	65 64	
												273	A	Fairfield	53 59	
												284	A	Monmouth	63 65	
												284	H	Monmouth	68 65	
												285	A	Canisius	60 64	
												285	H	Canisius	66 72	
												287	A	Colgate	81 44	
												342	H	Iona	73 59	
												347	A	Saint Peter's	87 52	
												347	H	Saint Peter's	64 54	
												347	N	Saint Peter's	60 48	

LAST 12 Division I GAMES:																
199	A	Siena	60 71	284	A	Monmouth	63 65									
347	N	Saint Peter's	60 48	264	A	Manhattan	64 82									
156	A	Marist	68 61	347	H	Saint Peter's	64 54									
285	H	Canisius	66 72	285	A	Canisius	60 64									
284	H	Monmouth	68 65	36	H	Quinnipiac	55 84									
250	H	Rider	69 61	156	H	Marist	78 84									

Non-Div I Games:

Niagara

Average RPI Win:	293	WON-LOST	WINNING	LAST 10	STRENGTH OF	OPP. STRENGTH	TEAM	ADJ.	CONF.	ADJ CONF.
Average RPI Loss:	155	RECORD	PCT. RANK	GAMES	SCHEDULE	OF SCHEDULE	RPI	RPI	RPI	RPI
DIV. I ONLY	13- 13	178	8- 2	306	288	229	229	26	26	
DIV. I NON-CONF.	2- 6	280	0- 0	152	200	231	231	26	26	

TOTALS	RPI 1-25	RPI 26-50	W-L RECORDS	RPI 51-100	RPI 101-999	RPI 201+				
13- 13	0- 1	0- 1	OVERALL	0- 2	13- 9	13- 5				
5- 6	0- 1	0- 0	HOME	0- 2	5- 3	5- 1				
8- 6	0- 0	0- 1	AWAY	0- 0	8- 5	8- 3				
0- 1	0- 0	0- 0	NEUTRAL	0- 0	0- 1	0- 1				
2- 6	0- 1	0- 1	NON-CONFERENCE	0- 1	2- 3	2- 2				
0- 2	0- 1	0- 0	HOME	0- 1	0- 0	0- 0				
2- 3	0- 0	0- 1	AWAY	0- 0	2- 2	2- 1				
0- 1	0- 0	0- 0	NEUTRAL	0- 0	0- 1	0- 1				
11- 7	0- 0	0- 0	CONFERENCE	0- 1	11- 6	11- 3				
5- 4	0- 0	0- 0	HOME	0- 1	5- 3	5- 1				
6- 3	0- 0	0- 0	AWAY	0- 0	6- 3	6- 2				
0- 0	0- 0	0- 0	NEUTRAL	0- 0	0- 0	0- 0				

RPI 1-25				RPI 26-50				RPI 51-100				RPI 101+				Team's RPI: 229
RPI	S	Opponent	Score	RPI	S	Opponent	Score	RPI	S	Opponent	Score	RPI	S	Opponent	Score	
4	H	Baylor	43 85	28	A	LSU	50 65	91	H	Lamar University	61 76	106	A	Iowa St.	47 75	
								97	H	Jacksonville	61 69	117	H	SFA	73 86	
												128	A	Central Ark.	42 60	
												128	H	Central Ark.	48 69	
												214	A	SMU	61 68	
												222	A	New Orleans	62 61	
												222	H	New Orleans	72 48	
												223	A	A&M-Corpus Christi	55 76	
												253	H	Abilene Christian	81 60	
												268	N	Bradley	65 75	
												276	A	McNeese	61 54	
												276	H	McNeese	63 51	
												296	A	Jackson St.	90 64	
												298	A	Southeastern La.	79 64	
												298	H	Southeastern La.	57 66	
												309	A	Houston Baptist	73 61	
												309	H	Houston Baptist	63 45	
												312	A	Incarinate Word	62 64	
												335	A	Sam Houston St.	70 65	
												336	A	Northwestern St.	79 63	
												336	H	Northwestern St.	85 53	
												341	A	Mississippi Val.	62 57	
LAST 12 Division I GAMES:																
298	A	Southeastern La.	79 64	309	H	Houston Baptist	63 45									
336	H	Northwestern St.	85 53	253	H	Abilene Christian	81 60									
222	H	New Orleans	72 48	222	A	New Orleans	62 61									
276	H	McNeese	63 51	298	H	Southeastern La.	57 66									
128	A	Central Ark.	42 60	91	H	Lamar University	61 76									
335	A	Sam Houston St.	70 65	223	A	A&M-Corpus Christi	55 76									

Non-Div I Games: Spring Hill 78 70 Evangel 72 55 Southern-N. O. 83 45

Nicholls St.

Average RPI Win:	286	WON-LOST	WINNING	LAST 10	STRENGTH OF	OPP. STRENGTH	TEAM	ADJ.	CONF.	ADJ CONF.
Average RPI Loss:	191	RECORD	PCT. RANK	GAMES	SCHEDULE	OF SCHEDULE	RPI	RPI	RPI	RPI
DIV. I ONLY	18- 11	101	6- 4	339	339	216	216	30	30	
DIV. I NON-CONF.	7- 5	132	0- 0	295	319	199	199	30	30	

TOTALS	RPI 1-25	RPI 26-50	W-L RECORDS	RPI 51-100	RPI 101-999	RPI 201+				
18- 11	0- 0	0- 0	OVERALL	0- 1	18- 10	16- 4				
7- 5	0- 0	0- 0	HOME	0- 0	7- 5	7- 2				
10- 4	0- 0	0- 0	AWAY	0- 1	10- 3	8- 0				
1- 2	0- 0	0- 0	NEUTRAL	0- 0	1- 2	1- 2				
7- 5	0- 0	0- 0	NON-CONFERENCE	0- 1	7- 4	6- 2				
2- 2	0- 0	0- 0	HOME	0- 0	2- 2	2- 1				
4- 2	0- 0	0- 0	AWAY	0- 1	4- 1	3- 0				
1- 1	0- 0	0- 0	NEUTRAL	0- 0	1- 1	1- 1				
11- 6	0- 0	0- 0	CONFERENCE	0- 0	11- 6	10- 2				
5- 3	0- 0	0- 0	HOME	0- 0	5- 3	5- 1				
6- 2	0- 0	0- 0	AWAY	0- 0	6- 2	5- 0				
0- 1	0- 0	0- 0	NEUTRAL	0- 0	0- 1	0- 1				

RPI 1-25				RPI 26-50				RPI 51-100				RPI 101+				Team's RPI: 216
RPI	S	Opponent	Score	RPI	S	Opponent	Score	RPI	S	Opponent	Score	RPI	S	Opponent	Score	
								77	A	Navy	51 70	122	A	Bethune-Cookman	45 60	
												122	H	Bethune-Cookman	51 58	
												154	A	William & Mary	80 74	
												160	A	N. C. A&T	51 53	
												179	A	Hampton	63 48	
												179	H	Hampton	56 70	
												192	A	East Carolina	46 51	
												194	H	High Point	56 59	
												207	N	Bowling Green	50 59	
												218	H	UNCG	64 63	
												236	H	Loyola Maryland	58 61	
												256	A	Campbell	53 27	
												266	A	UMES	63 53	
												269	A	Howard	59 53	
												270	H	Morgan St.	53 55	
												274	N	St. Francis Brooklyn	52 51	
												279	H	Towson	86 76	
												282	A	VCU	66 52	
												318	A	South Carolina St.	71 67	
												318	H	South Carolina St.	63 49	
												320	A	N. C. Central	75 60	
												321	H	Coppin St.	71 57	
												333	H	Delaware St.	72 50	
												336	H	Florida A&M	70 49	
												340	A	Savannah St.	78 58	
												340	H	Savannah St.	83 51	
												340	N	Savannah St.	48 51	
												343	A	Longwood	64 45	

LAST 12 Division I GAMES:																
				340	N	Savannah St.	48 51	333	H	Delaware St.	72 50					
				179	H	Hampton	56 70	179	A	Hampton	63 48					
				269	A	Howard	59 53	122	A	Bethune-Cookman	45 60					
				266	A	UMES	63 53	270	H	Morgan St.	53 55					
				318	H	South Carolina St.	63 49	160	A	N. C. A&T	51 53					
				340	H	Savannah St.	83 51	336	H	Florida A&M	70 49					

Non-Div I Games:

Norfolk St.

■ Loss,
 ■ Non-Conf,
 ■ S Site,
 ■ Home
 ■ Away
 N Neutral

Average RPI Win: 167

Average RPI Loss: 58

WON-LOST
RECORDWINNING
PCT. RANKLAST 10
GAMESSTRENGTH OF
SCHEDULEOPP. STRENGTH
OF SCHEDULETEAM
RPIADJ.
RPICONF.
RPIADJ CONF.
RPI

DIV. I ONLY	15- 16	189	1- 9	30	64	116	116	1	1
DIV. I NON-CONF.	10- 3	52	0- 0	85	300	88	88	1	1

TOTALS	RPI 1-25	RPI 26-50	W-L RECORDS	RPI 51-100	RPI 101-999	RPI 201+			
15- 16	1- 7	1- 4	OVERALL	0- 2	13- 3	5- 1			
11- 8	1- 2	1- 3	HOME	0- 1	9- 2	3- 0			
1- 7	0- 4	0- 1	AWAY	0- 1	1- 1	0- 1			
3- 1	0- 1	0- 0	NEUTRAL	0- 0	3- 0	2- 0			
10- 3	0- 0	1- 1	NON-CONFERENCE	0- 0	9- 2	4- 0			
8- 3	0- 0	1- 1	HOME	0- 0	7- 2	3- 0			
0- 0	0- 0	0- 0	AWAY	0- 0	0- 0	0- 0			
2- 0	0- 0	0- 0	NEUTRAL	0- 0	2- 0	1- 0			
5- 13	1- 7	0- 3	CONFERENCE	0- 2	4- 1	1- 1			
3- 5	1- 2	0- 2	HOME	0- 1	2- 0	0- 0			
1- 7	0- 4	0- 1	AWAY	0- 1	1- 1	0- 1			
1- 1	0- 1	0- 0	NEUTRAL	0- 0	1- 0	0- 0			

RPI 1-25				RPI 26-50				RPI 51-100				RPI 101+ Team's RPI: 116			
RPI	S	Opponent	Score	RPI	S	Opponent	Score	RPI	S	Opponent	Score	RPI	S	Opponent	Score
2	A	Notre Dame	62 94	31	A	Virginia	70 82	67	H	Virginia Tech	74 90	105	A	Wake Forest	79 76
3	H	Louisville	57 67	35	H	Syracuse	80 86	68	A	Georgia Tech	61 79	132	H	Hartford	90 70
8	A	Florida St.	65 103	40	H	Minnesota	88 83					137	H	Radford	79 46
16	A	NC State	54 73	47	H	Mercer	86 97					142	H	Colorado	87 80
16	H	NC State	53 66	50	H	Miami (FL)	72 92					165	H	Clemson	59 52
16	N	NC State	64 77									168	H	South Ala.	84 85
18	A	Duke	54 70									179	H	Hampton	66 70
18	H	Duke	92 86									182	H	Pittsburgh	68 67
												188	H	Furman	84 56
												198	N	Washington	90 78
												208	A	Boston College	64 77
												208	N	Boston College	69 64
												224	N	Grambling	79 63
												245	H	Presbyterian	91 56
												255	H	UNCW	86 60
												263	H	Appalachian St.	56 43

LAST 12 Division I GAMES:															
16	N	NC State	64 77	16	A	NC State	54 73								
208	N	Boston College	69 64	67	H	Virginia Tech	74 90								
18	A	Duke	54 70	50	H	Miami (FL)	72 92								
35	H	Syracuse	80 86	2	A	Notre Dame	62 94								
3	H	Louisville	57 67	31	A	Virginia	70 82								
68	A	Georgia Tech	61 79	18	H	Duke	92 86								

Non-Div I Games:

North Carolina

■ Loss,
 ■ Non-Conf,
 ■ S Site,
 ■ Home
 ■ A Away
 N Neutral

Average RPI Win:	192	WON-LOST	WINNING	LAST 10	STRENGTH OF	OPP. STRENGTH	TEAM	ADJ.	CONF.	ADJ CONF.
Average RPI Loss:	146	RECORD	PCT. RANK	GAMES	SCHEDULE	OF SCHEDULE	RPI	RPI	RPI	RPI
DIV. I ONLY	10- 18	246	2- 8	76	217	201	201	19	19	
DIV. I NON-CONF.	5- 4	146	0- 0	13	159	41	41	13	13	

TOTALS	RPI 1-25	RPI 26-50	W-L RECORDS	RPI 51-100	RPI 101-999	RPI 201+				
10- 18	0- 1	1- 3	OVERALL	1- 1	8- 13	5- 6				
7- 5	0- 0	1- 0	HOME	0- 0	6- 5	3- 2				
2- 12	0- 1	0- 3	AWAY	0- 1	2- 7	2- 3				
1- 1	0- 0	0- 0	NEUTRAL	1- 0	0- 1	0- 1				
5- 4	0- 1	0- 2	NON-CONFERENCE	1- 1	4- 0	3- 0				
3- 0	0- 0	0- 0	HOME	0- 0	3- 0	2- 0				
1- 4	0- 1	0- 2	AWAY	0- 1	1- 0	1- 0				
1- 0	0- 0	0- 0	NEUTRAL	1- 0	0- 0	0- 0				
5- 14	0- 0	1- 1	CONFERENCE	0- 0	4- 13	2- 6				
4- 5	0- 0	1- 0	HOME	0- 0	3- 5	1- 2				
1- 8	0- 0	0- 1	AWAY	0- 0	1- 7	1- 3				
0- 1	0- 0	0- 0	NEUTRAL	0- 0	0- 1	0- 1				

RPI 1-25				RPI 26-50				RPI 51-100				RPI 101+				Team's RPI: 201
RPI	S	Opponent	Score	RPI	S	Opponent	Score	RPI	S	Opponent	Score	RPI	S	Opponent	Score	
4	A	Baylor	43 105	27	A	South Dakota St.	52 66	59	A	South Dakota	71 76	118	H	Portland St.	61 80	
				37	A	Northern Colo.	45 51	91	N	Lamar University	73 70	136	H	UNI	80 72	
				37	H	Northern Colo.	78 70					144	A	Idaho St.	46 57	
				41	A	Oregon St.	55 65					144	H	Idaho St.	55 68	
												146	A	Idaho	75 80	
												146	H	Idaho	64 78	
												148	A	Eastern Wash.	70 74	
												148	H	Eastern Wash.	81 79	
												150	A	Weber St.	69 80	
												150	H	Weber St.	80 67	
												209	A	Montana St.	56 72	
												209	H	Montana St.	79 70	
												209	N	Montana St.	58 68	
												235	A	Montana	51 53	
												235	H	Montana	43 54	
												259	A	UTSA	60 47	
												272	H	Sacramento St.	66 72	
												275	H	Massachusetts	82 52	
												286	H	North Dakota St.	79 68	
												305	A	Northern Ariz.	59 79	
												329	A	Southern Utah	68 53	

LAST 12 Division I GAMES:																
				209	N	Montana St.	58 68	144	H	Idaho St.	55 68					
				118	H	Portland St.	61 80	150	H	Weber St.	80 67					
				272	H	Sacramento St.	66 72	235	A	Montana	51 53					
				37	A	Northern Colo.	45 51	209	A	Montana St.	56 72					
				305	A	Northern Ariz.	59 79	146	H	Idaho	64 78					
				329	A	Southern Utah	68 53	148	H	Eastern Wash.	81 79					

Non-Div I Games: Mayville St. 82 54 Southwest Minn. St. 85 62

North Dakota

Average RPI Win:	315	WON-LOST	WINNING	LAST 10	STRENGTH OF	OPP. STRENGTH	TEAM	ADJ.	CONF.	ADJ CONF.
Average RPI Loss:	136	RECORD	PCT. RANK	GAMES	SCHEDULE	OF SCHEDULE	RPI	RPI	RPI	RPI
DIV. I ONLY	6- 20	310	1- 9	171	207	286	286	12	12	
DIV. I NON-CONF.	4- 7	226	0- 0	283	327	272	272	17	17	
<hr/>										
TOTALS	RPI 1-25	RPI 26-50	W-L RECORDS	RPI 51-100	RPI 101-999	RPI 201+				
6- 20	0- 0	0- 3	OVERALL	0- 5	6- 12	6- 3				
3- 8	0- 0	0- 1	HOME	0- 2	3- 5	3- 2				
2- 10	0- 0	0- 1	AWAY	0- 3	2- 6	2- 1				
1- 2	0- 0	0- 1	NEUTRAL	0- 0	1- 1	1- 0				
4- 7	0- 0	0- 0	NON-CONFERENCE	0- 1	4- 6	4- 1				
2- 2	0- 0	0- 0	HOME	0- 0	2- 2	2- 1				
1- 4	0- 0	0- 0	AWAY	0- 1	1- 3	1- 0				
1- 1	0- 0	0- 0	NEUTRAL	0- 0	1- 1	1- 0				
2- 13	0- 0	0- 3	CONFERENCE	0- 4	2- 6	2- 2				
1- 6	0- 0	0- 1	HOME	0- 2	1- 3	1- 1				
1- 6	0- 0	0- 1	AWAY	0- 2	1- 3	1- 1				
0- 1	0- 0	0- 1	NEUTRAL	0- 0	0- 0	0- 0				

RPI 1-25				RPI 26-50				RPI 51-100				RPI 101+ Team's RPI: 286			
RPI	S	Opponent	Score	RPI	S	Opponent	Score	RPI	S	Opponent	Score	RPI	S	Opponent	Score
				27	A	South Dakota St.	63 83	59	A	South Dakota	54 80	128	N	Central Ark.	45 68
				27	H	South Dakota St.	64 85	59	H	South Dakota	67 82	131	A	Milwaukee	38 74
				27	N	South Dakota St.	62 87	77	A	Navy	54 67	139	H	Cal Poly	69 73
								100	A	Western Ill.	72 97	142	A	Colorado	59 108
								100	H	Western Ill.	60 77	174	A	Oral Roberts	48 71
												174	H	Oral Roberts	57 64
												180	A	Denver	79 98
												180	H	Denver	73 78
												201	A	North Dakota	68 79
												244	A	Omaha	67 80
												244	H	Omaha	57 59
												275	H	Massachusetts	82 70
												299	A	FIU	71 68
												308	H	UTRGV	79 82
												322	N	UMBC	67 53
												326	A	Fort Wayne	66 52
												326	H	Fort Wayne	72 56
												339	H	NJIT	105 58
<hr/>															
LAST 12 Division I GAMES:															
				27	N	South Dakota St.	62 87	59	A	South Dakota	54 80				
				244	H	Omaha	57 59	27	H	South Dakota St.	64 85				
				100	H	Western Ill.	60 77	100	A	Western Ill.	72 97				
				326	A	Fort Wayne	66 52	244	A	Omaha	67 80				
				180	H	Denver	73 78	326	H	Fort Wayne	72 56				
				174	H	Oral Roberts	57 64	180	A	Denver	79 98				

Non-Div I Games: Valley City St. 67 58 Mayville St. 87 43 Dakota St. 97 42

North Dakota St.

Average RPI Win:	236	WON-LOST	WINNING	LAST 10	STRENGTH OF	OPP. STRENGTH	TEAM	ADJ.	CONF.	ADJ CONF.
Average RPI Loss:	176	RECORD	PCT. RANK	GAMES	SCHEDULE	OF SCHEDULE	RPI	RPI	RPI	RPI
DIV. I ONLY	10- 18	246	4- 6	196	245	238	238	23	23	
DIV. I NON-CONF.	4- 8	239	0- 0	154	185	203	203	22	22	

TOTALS	RPI 1-25	RPI 26-50	W-L RECORDS	RPI 51-100	RPI 101-999	RPI 201+				
10- 18	0- 1	0- 2	OVERALL	1- 5	9- 10	6- 8				
5- 5	0- 0	0- 0	HOME	1- 1	4- 4	3- 3				
5- 12	0- 1	0- 2	AWAY	0- 4	5- 5	3- 4				
0- 1	0- 0	0- 0	NEUTRAL	0- 0	0- 1	0- 1				
4- 8	0- 1	0- 2	NON-CONFERENCE	0- 1	4- 4	2- 4				
2- 1	0- 0	0- 0	HOME	0- 0	2- 1	1- 1				
2- 6	0- 1	0- 2	AWAY	0- 1	2- 2	1- 2				
0- 1	0- 0	0- 0	NEUTRAL	0- 0	0- 1	0- 1				
6- 10	0- 0	0- 0	CONFERENCE	1- 4	5- 6	4- 4				
3- 4	0- 0	0- 0	HOME	1- 1	2- 3	2- 2				
3- 6	0- 0	0- 0	AWAY	0- 3	3- 3	2- 2				
0- 0	0- 0	0- 0	NEUTRAL	0- 0	0- 0	0- 0				

RPI 1-25				RPI 26-50				RPI 51-100				RPI 101+				Team's RPI: 238	
RPI	S	Opponent	Score	RPI	S	Opponent	Score	RPI	S	Opponent	Score	RPI	S	Opponent	Score		
8	A	Florida St.	51 109	26	A	Georgia	37 75	52	A	FGCU	52 67	122	H	Bethune-Cookman	70 63		
				38	A	Michigan	34 79	52	H	FGCU	75 73	190	A	Morehead St.	61 56		
								64	A	West Virginia	59 87	200	A	Stetson	63 55		
								97	A	Jacksonville	43 64	200	A	Stetson	55 68		
								97	A	Jacksonville	77 83	200	H	Stetson	51 68		
								97	H	Jacksonville	48 66	241	A	Fla. Atlantic	75 83		
												254	H	Northern Ky.	58 50		
												260	A	Lipscomb	57 78		
												260	H	Lipscomb	69 73		
												262	H	Col. of Charleston	69 73		
												284	N	Monmouth	57 67		
												300	A	Kennesaw St.	68 44		
												300	H	Kennesaw St.	77 72		
												302	A	Wofford	57 69		
												303	A	USC Upstate	65 61		
												303	H	USC Upstate	79 61		
												336	A	Florida A&M	77 68		
												339	A	NJIT	65 75		
												339	H	NJIT	62 66		

LAST 12 Division I GAMES:																	
				97	A	Jacksonville	77 83	260	A	Lipscomb	57 78						
				200	A	Stetson	63 55	52	A	FGCU	52 67						
				97	A	Jacksonville	43 64	200	H	Stetson	51 68						
				303	H	USC Upstate	79 61	52	H	FGCU	75 73						
				339	H	NJIT	62 66	200	A	Stetson	55 68						
				300	A	Kennesaw St.	68 44	339	A	NJIT	65 75						

Non-Div I Games: Warner 74 38 Edward Waters 73 47 Webber Int'l 81 53

North Florida

North Texas

Through Games Of March 7, 2018

Average RPI Win:	245	WON-LOST	WINNING	LAST 10	STRENGTH OF	OPP. STRENGTH	TEAM	ADJ.	CONF.	ADJ CONF.
Average RPI Loss:	143	RECORD	PCT. RANK	GAMES	SCHEDULE	OF SCHEDULE	RPI	RPI	RPI	RPI
DIV. I ONLY	13- 13	178	5- 5	275	165	212	212	18	18	
DIV. I NON-CONF.	6- 3	87	0- 0	345	95	237	237	20	20	

TOTALS	RPI 1-25	RPI 26-50	W-L RECORDS	RPI 51-100	RPI 101-999	RPI 201+				
13- 13	0- 0	0- 0	OVERALL	0- 5	13- 8	10- 3				
6- 6	0- 0	0- 0	HOME	0- 3	6- 3	4- 1				
4- 7	0- 0	0- 0	AWAY	0- 2	4- 5	4- 2				
3- 0	0- 0	0- 0	NEUTRAL	0- 0	3- 0	2- 0				
6- 3	0- 0	0- 0	NON-CONFERENCE	0- 2	6- 1	5- 1				
3- 1	0- 0	0- 0	HOME	0- 1	3- 0	2- 0				
1- 2	0- 0	0- 0	AWAY	0- 1	1- 1	1- 1				
2- 0	0- 0	0- 0	NEUTRAL	0- 0	2- 0	2- 0				
7- 10	0- 0	0- 0	CONFERENCE	0- 3	7- 7	5- 2				
3- 5	0- 0	0- 0	HOME	0- 2	3- 3	2- 1				
3- 5	0- 0	0- 0	AWAY	0- 1	3- 4	3- 1				
1- 0	0- 0	0- 0	NEUTRAL	0- 0	1- 0	0- 0				

RPI 1-25				RPI 26-50				RPI 51-100				RPI 101+				Team's RPI: 212	
RPI	S	Opponent	Score	RPI	S	Opponent	Score	RPI	S	Opponent	Score	RPI	S	Opponent	Score		
								54	A	Indiana	63	68	102	A	Rice	45	47
								56	H	Western Ky.	65	79	102	H	Rice	49	50
								78	A	UAB	52	68	104	A	Middle Tenn.	48	56
								78	H	UAB	51	69	126	A	Louisiana Tech	53	61
								90	H	Kansas St.	54	55	167	H	Charlotte	73	68
													167	N	Charlotte	58	55
													170	H	UTEP	48	50
													197	H	Tulsa	66	43
													210	H	Southern Miss.	71	62
													214	H	SMU	47	40
													219	N	Coastal Caro.	50	34
													241	A	Fla. Atlantic	65	51
													246	H	La Salle	70	44
													259	A	UTSA	58	70
													280	A	Old Dominion	55	52
													280	H	Old Dominion	63	46
													299	A	FIU	92	46
													310	H	Marshall	54	62
													325	N	Detroit Mercy	63	57
													332	A	Ill. -Chicago	67	70
													345	A	Eastern Ill.	63	61
LAST 12 Division I GAMES:																	
								167	N	Charlotte	58	55	241	A	Fla. Atlantic	65	51
								102	A	Rice	45	47	299	A	FIU	92	46
								78	H	UAB	51	69	259	A	UTSA	58	70
								310	H	Marshall	54	62	170	H	UTEP	48	50
								280	A	Old Dominion	55	52	56	H	Western Ky.	65	79
								210	H	Southern Miss.	71	62	78	A	UAB	52	68

Non-Div I Games: Mid-Amer. Christian 86 52 Tex. A&M Int'l 64 38 Okla. Panhandle 63 41

North Texas

Loss, Non-Conf, S Site, H Home A Away N Neutral

Northeastern

Through Games Of March 7, 2018

Average RPI Win:	231	WON-LOST	WINNING	LAST 10	STRENGTH OF	OPP. STRENGTH	TEAM	ADJ.	CONF.	ADJ CONF.
Average RPI Loss:	112	RECORD	PCT. RANK	GAMES	SCHEDULE	OF SCHEDULE	RPI	RPI	RPI	RPI
DIV. I ONLY	16- 13	143	6- 4	135	203	138	138	10	10	
DIV. I NON-CONF.	5- 6	187	0- 0	202	330	213	213	12	12	
<hr/>										
TOTALS	RPI 1-25	RPI 26-50	W-L RECORDS	RPI 51-100	RPI 101-999	RPI 201+				
16- 13	0- 0	0- 4	OVERALL	0- 4	16- 5	12- 3				
8- 5	0- 0	0- 2	HOME	0- 2	8- 1	5- 1				
7- 6	0- 0	0- 2	AWAY	0- 1	7- 3	6- 1				
1- 2	0- 0	0- 0	NEUTRAL	0- 1	1- 1	1- 1				
5- 6	0- 0	0- 0	NON-CONFERENCE	0- 2	5- 4	4- 3				
2- 2	0- 0	0- 0	HOME	0- 1	2- 1	1- 1				
2- 2	0- 0	0- 0	AWAY	0- 0	2- 2	2- 1				
1- 2	0- 0	0- 0	NEUTRAL	0- 1	1- 1	1- 1				
11- 7	0- 0	0- 4	CONFERENCE	0- 2	11- 1	8- 0				
6- 3	0- 0	0- 2	HOME	0- 1	6- 0	4- 0				
5- 4	0- 0	0- 2	AWAY	0- 1	5- 1	4- 0				
0- 0	0- 0	0- 0	NEUTRAL	0- 0	0- 0	0- 0				

RPI	S	Opponent	Score	RPI	S	Opponent	Score	RPI	S	Opponent	Score	RPI	S	Opponent	Score	Team's RPI: 138
43	A	Drexel	50 58	51	H	Harvard	69 79	115	A	Delaware	64 53	115	H	Delaware	73 59	
43	H	Drexel	58 69	63	A	James Madison	43 72	154	A	William & Mary	53 71	154	H	William & Mary	64 46	
45	A	Elon	71 78	63	H	James Madison	57 60	156	H	Marist	78 72	175	A	New Hampshire	50 65	
45	H	Elon	46 65	79	N	Houston	64 72	215	N	New Mexico St.	65 64	217	H	Providence	95 98	
								230	A	Boston U.	73 74	243	N	Illinois St.	55 65	
								251	A	Hofstra	55 50	251	H	Hofstra	58 54	
								255	A	UNCW	54 47	255	H	UNCW	56 39	
								262	A	Col. of Charleston	67 48	262	H	Col. of Charleston	59 37	
								273	H	Fairfield	63 43	275	A	Massachusetts	64 54	
								279	A	Towson	70 61	279	H	Towson	79 61	
								293	A	Vermont	71 66					
<hr/>																
LAST 12 Division I GAMES:																
251	H	Hofstra	58 54	63	A	James Madison	43 72	115	H	Delaware	73 59	255	H	UNCW	56 39	
262	A	Col. of Charleston	67 48	115	H	Delaware	73 59	43	A	Drexel	50 58	115	A	Delaware	64 53	
251	A	Hofstra	55 50	255	H	UNCW	56 39	154	H	William & Mary	64 46					
45	H	Elon	46 65													
279	H	Towson	79 61													
154	A	William & Mary	53 71													

Non-Div I Games:

Northeastern

■ Loss,
 ■ Non-Conf, S Site,
 ■ Home
 ■ Away
 N Neutral

Average RPI		Win: 225	WON-LOST RECORD	WINNING PCT. RANK	LAST 10 GAMES	STRENGTH OF SCHEDULE	OPP. STRENGTH OF SCHEDULE	TEAM RPI	ADJ. RPI	CONF. RPI	ADJ. CONF. RPI
Average RPI Loss: 173											
DIV. I ONLY		6- 23	316	3- 7	204	238	305	305	19	19	
DIV. I NON-CONF.		2- 8	290	0- 0	189	302	297	297	13	13	
TOTALS		RPI 1-25	RPI 26-50	W-L RECORDS		RPI 51-100	RPI 101-999	RPI 201+			
6- 23	0- 0		0- 1	OVERALL		0- 0	6- 22	3- 9			
3- 11	0- 0		0- 1	HOME		0- 0	3- 10	1- 5			
2- 11	0- 0		0- 0	AWAY		0- 0	2- 11	2- 4			
1- 1	0- 0		0- 0	NEUTRAL		0- 0	1- 1	0- 0			
2- 8	0- 0		0- 0	NON-CONFERENCE		0- 0	2- 8	1- 4			
1- 4	0- 0		0- 0	HOME		0- 0	1- 4	1- 2			
0- 4	0- 0		0- 0	AWAY		0- 0	0- 4	0- 2			
1- 0	0- 0		0- 0	NEUTRAL		0- 0	1- 0	0- 0			
4- 15	0- 0		0- 1	CONFERENCE		0- 0	4- 14	2- 5			
2- 7	0- 0		0- 1	HOME		0- 0	2- 6	0- 3			
2- 7	0- 0		0- 0	AWAY		0- 0	2- 7	2- 2			
0- 1	0- 0		0- 0	NEUTRAL		0- 0	0- 1	0- 0			

[illegible]

Non-Div I Games:	Antelope Valley	104	49
------------------	-----------------	-----	----

Northern Ari z.

■ Loss, ■ Non-Conf, S Site, H Home A Away N Neutral

Average RPI Win:	206	WON-LOST	WINNING	LAST 10	STRENGTH OF	OPP. STRENGTH	TEAM	ADJ.	CONF.	ADJ CONF.
Average RPI Loss:	84	RECORD	PCT. RANK	GAMES	SCHEDULE	OF SCHEDULE	RPI	RPI	RPI	RPI
DIV. I ONLY	15- 15	178	5- 5	139	97	147	147	8	8	
DIV. I NON-CONF.	8- 3	65	0- 0	278	286	113	113	8	8	

TOTALS	RPI 1-25	RPI 26-50	W-L RECORDS	RPI 51-100	RPI 101-999	RPI 201+				
15- 15	1- 3	0- 2	OVERALL	2- 7	12- 3	8- 0				
7- 6	1- 1	0- 1	HOME	2- 2	4- 2	3- 0				
7- 7	0- 0	0- 0	AWAY	0- 0	7- 1	4- 0				
1- 2	0- 0	0- 0	NEUTRAL	0- 2	1- 0	1- 0				
8- 3	0- 1	0- 0	NON-CONFERENCE	1- 2	7- 0	6- 0				
3- 0	0- 0	0- 0	HOME	1- 0	2- 0	2- 0				
4- 1	0- 1	0- 0	AWAY	0- 0	4- 0	3- 0				
1- 2	0- 0	0- 0	NEUTRAL	0- 2	1- 0	1- 0				
7- 12	1- 2	0- 2	CONFERENCE	1- 5	5- 3	2- 0				
4- 6	1- 1	0- 1	HOME	1- 2	2- 2	1- 0				
3- 6	0- 1	0- 1	AWAY	0- 3	3- 1	1- 0				
0- 0	0- 0	0- 0	NEUTRAL	0- 0	0- 0	0- 0				

RPI 1-25				RPI 26-50				RPI 51-100				RPI 101+				Team's RPI: 147
RPI	S	Opponent	Score	RPI	S	Opponent	Score	RPI	S	Opponent	Score	RPI	S	Opponent	Score	
20	H	Buffalo	86 84	44	A	Ball St.	72 81	75	A	Miami (OH)	65 67	112	A	Ohio	75 77	
21	A	Iowa	80 105	44	H	Ball St.	50 72	75	H	Miami (OH)	62 77	149	A	Kent St.	72 62	
24	A	Central Mich.	77 91					82	N	Albany (NY)	91 97	149	H	Kent St.	81 79	
24	H	Central Mich.	78 81					85	A	Toledo	60 63	163	A	SIUE	86 75	
								85	H	Toledo	89 79	196	A	Eastern Mich.	84 75	
								91	N	Lamar University	80 90	196	H	Eastern Mich.	77 84	
								96	A	Western Mich.	83 88	196	H	Eastern Mich.	76 83	
								96	H	Western Mich.	66 85	207	H	Bowling Green	73 68	
								100	H	Western Ill.	96 94	225	A	Akron	84 61	
												259	A	UTSA	69 55	
												268	H	Bradley	76 52	
												272	N	Sacramento St.	84 75	
												304	H	Loyola Chicago	80 71	
												345	A	Eastern Ill.	93 64	
												346	A	Chicago St.	80 59	

LAST 12 Division I GAMES:																
196	H	Eastern Mich.	77 84	207	H	Bowling Green	73 68									
96	H	Western Mich.	66 85	225	A	Akron	84 61									
85	H	Toledo	89 79	149	A	Kent St.	72 62									
196	A	Eastern Mich.	84 75	75	H	Miami (OH)	62 77									
24	A	Central Mich.	77 91	44	A	Ball St.	72 81									
44	H	Ball St.	50 72	112	A	Ohio	75 77									

Non-Div I Games:

Northern Ill.

Average RPI		Win: 220	WON-LOST RECORD	WINNING PCT. RANK	LAST 10 GAMES	STRENGTH OF SCHEDULE	OPP. STRENGTH OF SCHEDULE	TEAM RPI	ADJ. RPI	CONF. RPI	ADJ CONF. RPI
Loss: 146											
DIV. I ONLY		8- 22	288	4- 6	116	198	254	254	11	11	
DIV. I NON-CONF.		1- 9	318	0- 0	143	317	293	293	15	15	
TOTALS		RPI 1-25	RPI 26-50	W-L RECORDS	RPI 51-100	RPI 101-999	RPI 201+				
8- 22	1- 2		0- 0	OVERALL	0- 6	7- 14	4- 5				
4- 9	1- 0		0- 0	HOME	0- 3	3- 6	2- 1				
3- 11	0- 1		0- 0	AWAY	0- 2	3- 8	1- 4				
1- 2	0- 1		0- 0	NEUTRAL	0- 1	1- 0	1- 0				
1- 9	0- 0		0- 0	NON-CONFERENCE	0- 2	1- 7	0- 4				
0- 4	0- 0		0- 0	HOME	0- 1	0- 3	0- 1				
1- 4	0- 0		0- 0	AWAY	0- 0	1- 4	0- 3				
0- 1	0- 0		0- 0	NEUTRAL	0- 1	0- 0	0- 0				
7- 13	1- 2		0- 0	CONFERENCE	0- 4	6- 7	4- 1				
4- 5	1- 0		0- 0	HOME	0- 2	3- 3	2- 0				
2- 7	0- 1		0- 0	AWAY	0- 2	2- 4	1- 1				
1- 1	0- 1		0- 0	NEUTRAL	0- 0	1- 0	1- 0				

RPI 1-25					RPI 26-50					RPI 51-100					RPI 101+ Team's RPI: 254				
RPI	S	Opponent	Score		RPI	S	Opponent	Score		RPI	S	Opponent	Score		RPI	S	Opponent	Score	
22	A	Green Bay	41	58						54	H	Indiana	56	67	107	A	ETSU	57 45	
22	H	Green Bay	62	54						81	A	IUPUI	54	56	124	A	Cleveland St.	49 72	
22	N	Green Bay	49	62						81	H	IUPUI	35	71	124	H	Cleveland St.	65 70	
										84	A	Wright St.	60	73	131	A	Milwaukee	60 57	
										84	H	Wright St.	63	68	131	H	Milwaukee	49 52	
										97	N	Jacksonville	49	61	133	H	Robert Morris	50 59	
															140	A	Youngstown St.	51 54	
															140	H	Youngstown St.	59 60	
															149	H	Kent St.	54 59	
															189	A	Oakland	53 79	
															189	H	Oakland	66 59	
															200	A	Stetson	56 67	
															238	A	North Florida	50 58	
															243	A	Illinois St.	37 49	
															249	H	Austin Peay	52 53	
															294	A	Murray St.	87 98	
															325	A	Detroit Mercy	78 67	
															325	H	Detroit Mercy	64 60	
															325	N	Detroit Mercy	76 61	
															332	A	Ill. -Chicago	55 73	
															332	H	Ill. -Chicago	61 53	
LAST 12 Division I GAMES:																			
		22	N	Green Bay	49	62				325	H	Detroit Mercy	64	60					
		325	N	Detroit Mercy	76	61				189	H	Oakland	66	59					
		81	A	IUPUI	54	56				131	A	Milwaukee	60	57					
		332	A	Ill. -Chicago	55	73				22	A	Green Bay	41	58					
		140	H	Youngstown St.	59	60				124	A	Cleveland St.	49	72					
		84	A	Wright St.	60	73				140	A	Youngstown St.	51	54					

Non-Div I Games: Oakland and City 103 25

Northern Ky.

■ Loss, ■ Non-Conf, S Site, H Home A Away N Neutral

Average RPI	Win:	212	WON-LOST	WINNING	LAST 10	STRENGTH OF	OPP. STRENGTH	TEAM	ADJ.	CONF.	ADJ CONF.
Average RPI	Loss:	62	RECORD	PCT. RANK	GAMES	SCHEDULE	OF SCHEDULE	RPI	RPI	RPI	RPI
DIV. I ONLY		12- 20		238	3- 7	75	67	176	176	3	3
DIV. I NON-CONF.		7- 7		170	0- 0	134	150	164	164	4	4

TOTALS	RPI 1-25		RPI 26-50		W-L RECORDS	RPI 51-100		RPI 101-999		RPI 201+	
12- 20	0- 6		1- 4		OVERALL	0- 7		11- 3		7- 1	
7- 8	0- 4		1- 2		HOME	0- 1		6- 1		4- 0	
3- 9	0- 0		0- 0		AWAY	0- 1		3- 0		2- 0	
2- 3	0- 1		0- 0		NEUTRAL	0- 1		2- 1		1- 0	
7- 7	0- 2		0- 1		NON-CONFERENCE	0- 2		7- 2		3- 0	
4- 3	0- 2		0- 0		HOME	0- 0		4- 1		2- 0	
2- 2	0- 0		0- 1		AWAY	0- 1		2- 0		1- 0	
1- 2	0- 0		0- 0		NEUTRAL	0- 1		1- 1		0- 0	
5- 13	0- 4		1- 3		CONFERENCE	0- 5		4- 1		4- 1	
3- 5	0- 2		1- 2		HOME	0- 1		2- 0		2- 0	
1- 7	0- 1		0- 1		AWAY	0- 4		1- 1		1- 1	
1- 1	0- 1		0- 0		NEUTRAL	0- 0		1- 0		1- 0	

RPI 1-25				RPI 26-50				RPI 51-100				RPI 101+ Team's RPI: 176			
RPI	S	Opponent	Score	RPI	S	Opponent	Score	RPI	S	Opponent	Score	RPI	S	Opponent	Score
6	A	Ohio St.	54 88	35	A	Syracuse	74 81	54	A	Indiana	73 78	101	N	Auburn	49 48
17	H	Maryland	65 68	38	A	Michigan	63 84	60	H	Nebraska	59 69	108	N	Chattanooga	44 61
19	H	DePaul	63 92	38	H	Michigan	59 80	62	A	Purdue	60 63	131	H	Milwaukee	57 66
21	H	Iowa	61 70	39	H	Rutgers	63 50	66	A	Michigan St.	51 81	158	A	UT Martin	71 63
21	N	Iowa	45 55	40	H	Minnesota	63 90	93	A	Penn St.	59 67	187	H	Stony Brook	68 36
22	H	Green Bay	57 63					98	N	Georgetown	54 55	189	H	Oakland	88 70
								99	A	Missouri St.	59 90	203	A	Wisconsin	46 58
												203	H	Wisconsin	69 60
												203	N	Wisconsin	68 63
												242	A	Illinois	74 59
												242	H	Illinois	68 61
												289	H	Santa Clara	57 47
												345	H	Eastern Ill.	74 40
												346	A	Chicago St.	63 36

LAST 12 Division I GAMES:															
21	N	Iowa	45 55	21	H	Iowa	61 70	38	A	Michigan	63 84	54	A	Indiana	73 78
203	N	Wisconsin	68 63	38	A	Michigan	63 84	54	A	Indiana	73 78	38	H	Michigan	59 80
39	H	Rutgers	63 50	54	A	Indiana	73 78	17	H	Maryland	65 68	203	A	Wisconsin	46 58
6	A	Ohio St.	54 88	38	H	Michigan	59 80								
242	H	Illinois	68 61	17	H	Maryland	65 68								
93	A	Penn St.	59 67	203	A	Wisconsin	46 58								

Non-Div I Games:

Northwestern

Average RPI Win:	298	WON-LOST	WINNING	LAST 10	STRENGTH OF	OPP. STRENGTH	TEAM	ADJ.	CONF.	ADJ CONF.
Average RPI Loss:	193	RECORD	PCT. RANK	GAMES	SCHEDULE	OF SCHEDULE	RPI	RPI	RPI	RPI
DIV. I ONLY	3- 22	332	1- 9	253	278	336	336	26	26	
DIV. I NON-CONF.	1- 6	306	0- 0	159	73	263	263	26	26	

TOTALS	RPI 1-25	RPI 26-50	W-L RECORDS	RPI 51-100	RPI 101-999	RPI 201+				
3- 22	0- 1	0- 0	OVERALL	0- 3	3- 18	3- 13				
2- 8	0- 0	0- 0	HOME	0- 0	2- 8	2- 6				
1- 13	0- 0	0- 0	AWAY	0- 0	1- 1	1- 0				
0- 1	0- 0	0- 0	NEUTRAL	0- 0	0- 1	0- 1				
1- 6	0- 1	0- 0	NON-CONFERENCE	0- 2	1- 3	1- 2				
0- 1	0- 0	0- 0	HOME	0- 0	0- 1	0- 1				
1- 4	0- 1	0- 0	AWAY	0- 2	1- 1	1- 0				
0- 1	0- 0	0- 0	NEUTRAL	0- 0	0- 1	0- 1				
2- 16	0- 0	0- 0	CONFERENCE	0- 1	2- 15	2- 11				
2- 7	0- 0	0- 0	HOME	0- 0	2- 7	2- 5				
0- 9	0- 0	0- 0	AWAY	0- 1	0- 8	0- 6				
0- 0	0- 0	0- 0	NEUTRAL	0- 0	0- 0	0- 0				

RPI 1-25				RPI 26-50				RPI 51-100				RPI 101+ Team's RPI: 336			
RPI	S	Opponent	Score	RPI	S	Opponent	Score	RPI	S	Opponent	Score	RPI	S	Opponent	Score
12	A	Texas	44 68					58	A	Oklahoma St.	44 78	117	A	SFA	48 83
								69	A	TCU	51 89	117	H	SFA	62 70
								91	A	Lamar University	44 71	128	A	Central Ark.	39 59
												128	H	Central Ark.	53 61
												161	A	Ole Miss	44 75
												210	H	Southern Miss.	59 71
												220	N	Texas Southern	43 56
												222	A	New Orleans	63 81
												222	H	New Orleans	52 47
												223	H	A&M-Corpus Christi	56 62
												229	A	Nicholls St.	53 85
												229	H	Nicholls St.	63 79
												253	A	Abilene Christian	41 80
												276	A	McNeese	67 72
												276	H	McNeese	44 60
												298	A	Southeastern La.	65 71
												298	H	Southeastern La.	54 64
												309	A	Houston Baptist	51 57
												312	H	Incarinate Word	53 57
												335	H	Sam Houston St.	63 60
												338	A	La.-Monroe	70 48

LAST 12 Division I GAMES:															
128	A	Central Ark.	39 59	91	A	Lamar University	44 71								
229	A	Nicholls St.	53 85	276	H	McNeese	44 60								
298	H	Southeastern La.	54 64	222	H	New Orleans	52 47								
312	H	Incarinate Word	53 57	128	H	Central Ark.	53 61								
309	A	Houston Baptist	51 57	222	A	New Orleans	63 81								
117	A	SFA	48 83	298	A	Southeastern La.	65 71								

Non-Div I Games: LeTourneau 82 39 LSU-Shreveport 62 42 LSU-Alexandria 85 55 Central Baptist 87 22 Northwestern St.

Average RPI	Win:	73	WON-LOST	WINNING	LAST 10	STRENGTH OF	OPP. STRENGTH	TEAM	ADJ.	CONF.	ADJ CONF.
Average RPI	Loss:	2	RECORD	PCT. RANK	GAMES	SCHEDULE	OF SCHEDULE	RPI	RPI	RPI	RPI
DIV. I ONLY		29- 3		7	9- 1	1	1	2	2	1	1
DIV. I NON-CONF.		12- 1		6	0- 0	2	2	2	2	1	1

TOTALS	RPI 1-25		RPI 26-50		W-L RECORDS	RPI 51-100		RPI 101-999		RPI 201+	
29- 3	9- 3		6- 0		OVERALL	6- 0		8- 0		3- 0	
13- 0	4- 0		2- 0		HOME	3- 0		4- 0		2- 0	
11- 2	2- 2		3- 0		AWAY	3- 0		3- 0		1- 0	
5- 1	3- 1		1- 0		NEUTRAL	0- 0		1- 0		0- 0	
12- 1	5- 1		2- 0		NON-CONFERENCE	3- 0		2- 0		1- 0	
5- 0	3- 0		0- 0		HOME	1- 0		1- 0		1- 0	
4- 1	0- 1		2- 0		AWAY	2- 0		0- 0		0- 0	
3- 0	2- 0		0- 0		NEUTRAL	0- 0		1- 0		0- 0	
17- 2	4- 2		4- 0		CONFERENCE	3- 0		6- 0		2- 0	
8- 0	1- 0		2- 0		HOME	2- 0		3- 0		1- 0	
7- 1	2- 1		1- 0		AWAY	1- 0		3- 0		1- 0	
2- 1	1- 1		1- 0		NEUTRAL	0- 0		0- 0		0- 0	

RPI	S	Opponent	Score	RPI	S	Opponent	Score	RPI	S	Opponent	Score	RPI	S	Opponent	Score
1	A	UConn	71 80	31	A	Virginia	83 69	56	A	Western Ky.	78 65	105	A	Wake Forest	96 73
3	A	Louisville	67 100	31	N	Virginia	83 47	61	A	Penn	66 54	107	N	ETSU	77 46
3	N	Louisville	72 74	35	H	Syracuse	87 72	66	H	Michigan St.	90 59	116	H	North Carolina	94 62
8	A	Florida St.	100 69	38	A	Michigan	83 63	67	H	Virginia Tech	89 59	165	H	Clemson	90 37
8	N	Florida St.	90 80	41	A	Oregon St.	72 67	68	A	Georgia Tech	77 54	182	A	Pittsburgh	87 53
9	H	Tennessee	84 70	50	H	Miami (FL)	83 76	68	H	Georgia Tech	85 69	208	A	Boston College	89 55
11	N	South Carolina	92 85									208	H	Boston College	89 60
14	N	South Fla.	76 66									292	H	Mt. St. Mary's	121 65
16	H	NC State	86 67												
18	A	Duke	72 54												
19	H	DePaul	91 82												
25	H	Marquette	91 85												

LAST 12 Division I GAMES:															
3	N	Louisville	72 74	31	A	Virginia	83 69	56	A	Western Ky.	78 65	105	A	Wake Forest	96 73
8	N	Florida St.	90 80	68	H	Georgia Tech	85 69	61	A	Penn	66 54	107	N	ETSU	77 46
31	N	Virginia	83 47	18	A	Duke	72 54	66	H	Michigan St.	90 59	116	H	North Carolina	94 62
16	H	NC State	86 67	116	H	North Carolina	94 62	67	H	Virginia Tech	89 59	165	H	Clemson	90 37
67	H	Virginia Tech	89 59	8	A	Florida St.	100 69	68	A	Georgia Tech	77 54	182	A	Pittsburgh	87 53
208	A	Boston College	89 55	182	A	Pittsburgh	87 53								

Non-Div I Games:

Notre Dame

RPI	S	Opponent	Score
22	A	Green Bay	48-78
22	H	Green Bay	48-81
24	H	Central Mich.	85-103

RPI	S	Opponent	Score
38	A	Mi chi gan	69-78

RPI	S	Opponent	Score
66	A	Mi chi gan St.	63-95
81	A	IUPUI	64-80
81	H	IUPUI	55-73
81	N	IUPUI	49-56
84	A	Wright St.	75-80
84	H	Wright St.	57-77

RPI	S	Opponent	Score
124	A	Cleveland St.	62-70
124	H	Cleveland St.	66-86
131	A	Milwaukee	80-75
131	H	Milwaukee	62-74
140	A	Youngstown St.	58-48
140	H	Youngstown St.	76-86
176	A	Northwestern	70-88
233	H	Niagara	67-59
243	H	Illinois St.	64-43
254	A	Northern Ky.	59-66
254	H	Northern Ky.	79-53
267	A	Cornell	79-77
280	N	Old Dominion	80-59
285	A	Cani si us	83-48
325	A	Detroit Mercy	85-74
325	H	Detroit Mercy	83-50
331	N	Ark.-Pine Bluff	69-37
332	A	III.-Chicago	67-63
332	H	III.-Chicago	95-78
332	N	III.-Chicago	80-46

Team's RPI: 189			
-----------------	--	--	--

LAST 12 Division I GAMES:			
81	N	IUPUI	49-56
332	N	III.-Chi cago	80-46
131	A	Milwaukee	80-75
22	A	Green Bay	48-78
325	A	Detroit Mercy	85-74
332	H	III.-Chi cago	95-78
81	H	IUPUI	55-73
84	A	Wright St.	75-80
254	A	Northern Ky.	59-66
124	H	Cleveland St.	66-86
140	H	Youngstown St.	76-86
325	H	Detroit Mercy	83-50

Oakl and

Average RPI Win:	172	WON-LOST	WINNING	LAST 10	STRENGTH OF	OPP. STRENGTH	TEAM	ADJ.	CONF.	ADJ CONF.
Average RPI Loss:	85	RECORD	PCT. RANK	GAMES	SCHEDULE	OF SCHEDULE	RPI	RPI	RPI	RPI
DIV. I ONLY	15- 15	178	4- 6	67	90	112	112	8	8	
DIV. I NON-CONF.	5- 5	170	0- 0	87	156	122	122	8	8	

TOTALS	RPI 1-25	RPI 26-50	W-L RECORDS	RPI 51-100	RPI 101-999	RPI 201+				
15- 15	0- 4	1- 2	OVERALL	3- 5	11- 4	6- 1				
9- 5	0- 2	1- 1	HOME	1- 2	7- 0	3- 0				
6- 7	0- 0	0- 0	AWAY	2- 1	4- 1	3- 1				
0- 3	0- 0	0- 1	NEUTRAL	0- 1	0- 1	0- 0				
5- 5	0- 0	0- 2	NON-CONFERENCE	1- 1	4- 2	2- 0				
2- 2	0- 0	0- 1	HOME	0- 1	2- 0	0- 0				
3- 1	0- 0	0- 0	AWAY	1- 0	2- 1	2- 0				
0- 2	0- 0	0- 1	NEUTRAL	0- 0	0- 1	0- 0				
10- 10	0- 4	1- 0	CONFERENCE	2- 4	7- 2	4- 1				
7- 3	0- 2	1- 0	HOME	1- 1	5- 0	3- 0				
3- 6	0- 2	0- 0	AWAY	1- 2	2- 2	1- 1				
0- 1	0- 0	0- 0	NEUTRAL	0- 1	0- 0	0- 0				

RPI 1-25				RPI 26-50				RPI 51-100				RPI 101+				Team's RPI: 112
RPI	S	Opponent	Score	RPI	S	Opponent	Score	RPI	S	Opponent	Score	RPI	S	Opponent	Score	
20	A	Buffalo	53 70	31	N	Virginia	59 77	62	A	Purdue	77 71	124	A	Cleveland St.	64 71	
20	H	Buffalo	63 67	38	H	Michigan	61 74	75	A	Miami (OH)	55 64	147	H	Northern Ill.	77 75	
24	A	Central Mich.	58 82	44	H	Ball St.	80 76	75	H	Miami (OH)	56 78	149	A	Kent St.	78 65	
24	H	Central Mich.	72 74					75	N	Miami (OH)	66 69	149	H	Kent St.	79 78	
								81	H	IUPUI	52 76	160	H	N.C. A&T	72 65	
								85	A	Toledo	57 75	188	N	Furman	68 70	
								85	H	Toledo	78 61	194	H	High Point	64 61	
								96	A	Western Mich.	69 54	196	A	Eastern Mich.	58 73	
												207	A	Bowling Green	70 63	
												207	H	Bowling Green	69 58	
												225	A	Akron	59 62	
												225	H	Akron	85 73	
												225	H	Akron	70 67	
												310	A	Marshall	54 52	
												316	A	Eastern Ky.	69 57	
LAST 12 Division I GAMES:																
				75	N	Miami (OH)	66 69	207	H	Bowling Green	69 58					
				225	H	Akron	85 73	196	A	Eastern Mich.	58 73					
				225	A	Akron	59 62	149	A	Kent St.	78 65					
				75	H	Miami (OH)	56 78	24	H	Central Mich.	72 74					
				20	A	Buffalo	53 70	44	H	Ball St.	80 76					
				149	H	Kent St.	79 78	75	A	Miami (OH)	55 64					

Non-Div I Games: Notre Dame (OH) 93 37

Ohio

Average RPI	Win:	90	WON-LOST	WINNING	LAST 10	STRENGTH OF	OPP. STRENGTH	TEAM	ADJ.	CONF.	ADJ CONF.
Average RPI	Loss:	19	RECORD	PCT. RANK	GAMES	SCHEDULE	OF SCHEDULE	RPI	RPI	RPI	RPI
DIV. I ONLY		27- 6	16	9- 1	6	6	6	6	3	3	
DIV. I NON-CONF.		11- 3	45	0- 1	9	3	6	6	4	4	

TOTALS	RPI 1-25		RPI 26-50		W-L RECORDS	RPI 51-100		RPI 101-999		RPI 201+	
27- 6	3- 5		6- 1		OVERALL	9- 0		9- 0		2- 0	
13- 2	1- 1		3- 1		HOME	5- 0		4- 0		0- 0	
8- 4	0- 4		1- 0		AWAY	3- 0		4- 0		2- 0	
6- 0	2- 0		2- 0		NEUTRAL	1- 0		1- 0		0- 0	
11- 3	2- 3		1- 0		NON-CONFERENCE	2- 0		6- 0		0- 0	
6- 1	1- 1		1- 0		HOME	1- 0		3- 0		0- 0	
2- 2	0- 2		0- 0		AWAY	0- 0		2- 0		0- 0	
3- 0	1- 0		0- 0		NEUTRAL	1- 0		1- 0		0- 0	
16- 3	1- 2		5- 1		CONFERENCE	7- 0		3- 0		2- 0	
7- 1	0- 0		2- 1		HOME	4- 0		1- 0		0- 0	
6- 2	0- 2		1- 0		AWAY	3- 0		2- 0		2- 0	
3- 0	1- 0		2- 0		NEUTRAL	0- 0		0- 0		0- 0	

RPI	S	Opponent	Score	RPI	S	Opponent	Score	RPI	S	Opponent	Score	RPI	S	Opponent	Score
3	H	Louisville	90 95	36	H	Quinnipiac	95 63	52	N	FGCU	104 62	103	A	Cincinnati	87 76
13	H	Stanford	85 64	38	A	Michigan	78 71	54	A	Indiana	77 62	119	H	Dartmouth	103 70
13	N	Stanford	94 82	38	H	Michigan	75 84	54	H	Indiana	85 70	146	H	Idaho	99 56
14	A	South Fla.	65 84	39	H	Rutgers	90 68	60	A	Nebraska	73 61	176	H	Northwestern	88 54
17	A	Maryland	69 99	39	N	Rutgers	82 57	62	H	Purdue	73 60	177	A	Florida	103 77
17	N	Maryland	79 69	40	H	Minnesota	91 75	66	H	Michigan St.	78 62	191	N	Memphis	100 69
18	A	Duke	60 69	40	N	Minnesota	90 88	73	H	Maine	83 70	198	H	Washington	85 76
21	A	Iowa	89 103					93	A	Penn St.	89 64	203	A	Wisconsin	68 55
								93	H	Penn St.	94 64	242	A	Illinois	88 69

LAST 12 Division I GAMES:															
17	N	Maryland	79 69	242	A	Illinois	88 69	14	A	South Fla.	65 84	39	H	Rutgers	90 68
40	N	Minnesota	90 88					203	A	Wisconsin	68 55	93	H	Penn St.	94 64
39	N	Rutgers	82 57					66	H	Michigan St.	78 62				
93	A	Penn St.	89 64												
176	H	Northwestern	88 54												
62	H	Purdue	73 60												

Non-Div I Games:

Ohio St.

O
k
l
a
h
o
m
a

Oklahoma				Through Games Of March 7, 2018									
Average RPI	Win:	122	WON-LOST	WINNING	LAST 10		STRENGTH OF	OPP. STRENGTH	TEAM	ADJ.	CONF.	ADJ	CONF.
Average RPI	Loss:	44	RECORD	PCT. RANK	GAMES		SCHEDULE	OF SCHEDULE	RPI	RPI	RPI	RPI	RPI
DIV. I ONLY			16- 14	156	6- 4		2	17	34	34	4		4
DIV. I NON-CONF.			5- 6	187	0- 0		3	11	32	32	5		5

TOTALS		RPI 1-25		RPI 26-50		W-L RECORDS		RPI 51-100		RPI 101-999		RPI 201+	
16- 14		1- 7		0- 1		OVERALL		7- 5		8- 1		3- 0	
10- 4		1- 2		0- 0		HOME		5- 1		4- 1		2- 0	
6- 8		0- 4		0- 1		AWAY		2- 3		4- 0		1- 0	
0- 2		0- 1		0- 0		NEUTRAL		0- 1		0- 0		0- 0	
5- 6		1- 3		0- 1		NON-CONFERENCE		2- 1		2- 1		1- 0	
4- 1		1- 0		0- 0		HOME		2- 0		1- 1		1- 0	
1- 4		0- 2		0- 1		AWAY		0- 1		1- 0		0- 0	
0- 1		0- 1		0- 0		NEUTRAL		0- 0		0- 0		0- 0	
11- 8		0- 4		0- 0		CONFERENCE		5- 4		6- 0		2- 0	
6- 3		0- 2		0- 0		HOME		3- 1		3- 0		1- 0	
5- 4		0- 2		0- 0		AWAY		2- 2		3- 0		1- 0	
0- 1		0- 0		0- 0		NEUTRAL		0- 1		0- 0		0- 0	

RPI 1-25				RPI 26-50				Team's RPI: 34				RPI 51-100				RPI 101+			
RPI	S	Opponent	Score	RPI	S	Opponent	Score					RPI	S	Opponent	Score	RPI	S	Opponent	Score
1	N	UConn	64 88	27	A	South Dakota St.	61 67					57	H	Belmont	96 73	106	A	Iowa St.	74 69
4	A	Bayl or	65 74									58	A	Okl ahoma St.	82 96	106	H	Iowa St.	80 71
4	H	Bayl or	52 74									58	H	Okl ahoma St.	67 70	114	A	Col orado St.	78 46
7	A	Oregon	74 92									64	A	West Vi rgi ni a	79 77	177	H	Fl ori da	61 80
12	A	Texas	66 79									64	H	West Vi rgi ni a	76 57	183	A	Kansas	72 52
12	H	Texas	78 88									69	A	TCU	58 62	183	H	Kansas	97 64
14	H	South Fla.	79 74									69	H	TCU	84 71	214	H	SMU	87 75
19	A	DePaul	108 111									69	N	TCU	83 90	252	A	Texas Tech	73 52
												88	H	New Mexi co	105 63	252	H	Texas Tech	79 61
												90	A	Kansas St.	76 71				
												90	H	Kansas St.	68 49				
												95	A	Little Rock	56 68				
LAST 12 Di vi si on I GAMES:																			
69	N	TCU	83 90	4	A	Bayl or	65 74												
12	A	Texas	66 79	64	H	West Vi rgi ni a	76 57												
252	H	Texas Tech	79 61	90	H	Kansas St.	68 49												
106	H	Iowa St.	80 71	69	A	TCU	58 62												
64	A	West Vi rgi ni a	79 77	183	H	Kansas	97 64												
183	A	Kansas	72 52	58	H	Okl ahoma St.	67 70												

Non-Di v I Games:

Oklahoma

O
k
l
a
h
o
m
a

Average RPI Win:	161	WON-LOST	WINNING	LAST 10	STRENGTH OF	OPP. STRENGTH	TEAM	ADJ.	CONF.	ADJ CONF.
Average RPI Loss:	49	RECORD	PCT. RANK	GAMES	SCHEDULE	OF SCHEDULE	RPI	RPI	RPI	RPI
DIV. I ONLY	20- 10	83	5- 5	61	37	58	58	4	4	
DIV. I NON-CONF.	9- 2	33	0- 0	173	113	64	64	5	5	

TOTALS	RPI 1-25	RPI 26-50	W-L RECORDS	RPI 51-100	RPI 101-999	RPI 201+				
20- 10	1- 6	2- 0	OVERALL	6- 2	11- 2	7- 0				
14- 3	1- 2	1- 0	HOME	3- 0	9- 1	6- 0				
5- 5	0- 3	1- 0	AWAY	2- 1	2- 1	1- 0				
1- 2	0- 1	0- 0	NEUTRAL	1- 1	0- 0	0- 0				
9- 2	1- 2	0- 0	NON-CONFERENCE	1- 0	7- 0	5- 0				
8- 0	1- 0	0- 0	HOME	0- 0	7- 0	5- 0				
0- 1	0- 1	0- 0	AWAY	0- 0	0- 0	0- 0				
1- 1	0- 1	0- 0	NEUTRAL	1- 0	0- 0	0- 0				
11- 8	0- 4	2- 0	CONFERENCE	5- 2	4- 2	2- 0				
6- 3	0- 2	1- 0	HOME	3- 0	2- 1	1- 0				
5- 4	0- 2	1- 0	AWAY	2- 1	2- 1	1- 0				
0- 1	0- 0	0- 0	NEUTRAL	0- 1	0- 0	0- 0				

RPI 1-25				RPI 26-50				RPI 51-100				RPI 101+			
RPI	S	Opponent	Score	RPI	S	Opponent	Score	RPI	S	Opponent	Score	RPI	S	Opponent	Score
4	A	Bayl or	64 77	34	A	Okl ahoma	70 67	59	N	South Dakota	76 68	106	A	Iowa St.	81 73
4	H	Bayl or	45 87	34	H	Okl ahoma	96 82	64	A	West Vi rgi ni a	79 69	106	H	Iowa St.	69 78
5	A	Missi ssi ppi St.	76 79					64	H	West Vi rgi ni a	79 73	151	H	Wichi ta St.	91 67
9	N	Tennessee	69 79					64	N	West Vi rgi ni a	60 69	181	H	Southern U.	94 66
10	H	UCLA	87 72					69	A	TCU	71 54	183	A	Kansas	59 66
12	A	Texas	79 84					69	H	TCU	85 72	183	H	Kansas	92 63
12	H	Texas	62 77					90	A	Kansas St.	64 80	252	A	Texas Tech	98 57
								90	H	Kansas St.	76 68	252	H	Texas Tech	80 62
Team's RPI: 58															
LAST 12 Division I GAMES:															
				64	N	West Vi rgi ni a	60 69	106	A	Iowa St.	81 73				
				69	H	TCU	85 72	69	A	TCU	71 54				
				64	A	West Vi rgi ni a	79 69	183	H	Kansas	92 63				
				183	A	Kansas	59 66	4	A	Bayl or	64 77				
				12	H	Texas	62 77	252	H	Texas Tech	80 62				
				4	H	Bayl or	45 87	106	H	Iowa St.	69 78				

Non-Div I Games:

Oklahoma St.

Average RPI Win:	266	WON-LOST	WINNING	LAST 10	STRENGTH OF	OPP. STRENGTH	TEAM	ADJ.	CONF.	ADJ CONF.
Average RPI Loss:	143	RECORD	PCT. RANK	GAMES	SCHEDULE	OF SCHEDULE	RPI	RPI	RPI	RPI
DIV. I ONLY	8- 23	295	4- 6	132	220	280	280	18	18	
DIV. I NON-CONF.	2- 12	306	0- 0	130	256	301	301	20	20	

TOTALS	RPI 1-25	RPI 26-50	W-L RECORDS	RPI 51-100	RPI 101-999	RPI 201+				
8- 23	0- 2	0- 0	OVERALL	0- 3	8- 18	7- 5				
7- 8	0- 2	0- 0	HOME	0- 2	7- 4	6- 1				
1- 11	0- 0	0- 0	AWAY	0- 1	1- 10	1- 3				
0- 4	0- 0	0- 0	NEUTRAL	0- 0	0- 4	0- 1				
2- 12	0- 2	0- 0	NON-CONFERENCE	0- 1	2- 9	2- 2				
2- 5	0- 2	0- 0	HOME	0- 1	2- 2	2- 0				
0- 4	0- 0	0- 0	AWAY	0- 0	0- 4	0- 1				
0- 3	0- 0	0- 0	NEUTRAL	0- 0	0- 3	0- 1				
6- 11	0- 0	0- 0	CONFERENCE	0- 2	6- 9	5- 3				
5- 3	0- 0	0- 0	HOME	0- 1	5- 2	4- 1				
1- 7	0- 0	0- 0	AWAY	0- 1	1- 6	1- 2				
0- 1	0- 0	0- 0	NEUTRAL	0- 0	0- 1	0- 0				

RPI 1-25				RPI 26-50				RPI 51-100				RPI 101+ Team's RPI: 280			
RPI	S	Opponent	Score	RPI	S	Opponent	Score	RPI	S	Opponent	Score	RPI	S	Opponent	Score
16	H	NC State	56 73					56	A	Western Ky.	48 62	102	A	Rice	45 53
18	H	Duke	51 84					78	H	UAB	61 74	102	N	Rice	48 70
								87	H	Liberty	55 63	103	H	Cincinnati	33 54
												104	A	Middle Tenn.	47 65
												109	A	George Mason	53 66
												113	N	Saint Francis (PA)	68 79
												126	A	Louisiana Tech	45 59
												154	A	William & Mary	58 75
												167	A	Charlotte	43 51
												167	H	Charlotte	60 63
												170	H	UTEP	56 52
												179	A	Hampton	42 50
												189	N	Oakland	59 80
												195	H	Richmond	45 54
												210	A	Southern Miss.	74 55
												212	A	North Texas	46 63
												212	H	North Texas	52 55
												241	H	Fla. Atlantic	59 54
												253	N	Abilene Christian	60 74
												259	A	UTSA	56 64
												259	H	UTSA	69 63
												282	A	VCU	39 68
												299	H	FIU	68 60
												310	H	Marshall	69 53
												318	H	South Carolina St.	52 35
												321	H	Coppin St.	75 67

LAST 12 Division I GAMES:															
				102	N	Rice	48 70	210	A	Southern Miss.	74 55				
				104	A	Middle Tenn.	47 65	56	A	Western Ky.	48 62				
				167	A	Charlotte	43 51	299	H	FIU	68 60				
				212	H	North Texas	52 55	102	A	Rice	45 53				
				170	H	UTEP	56 52	126	A	Louisiana Tech	45 59				
				241	H	Fla. Atlantic	59 54	259	H	UTSA	69 63				

Non-Div I Games:

Old Domini on

Loss,
Non-Conf, S Site, H Home
A Away
N Neutral

O
l
e
M
i
s
s

Ole Miss				Through Games Of March 7, 2018							
Average RPI	Win:	217	WON-LOST	WINNING	LAST 10	STRENGTH OF	OPP. STRENGTH	TEAM	ADJ.	CONF.	ADJ CONF.
Average RPI	Loss:	62	RECORD	PCT. RANK	GAMES	SCHEDULE	OF SCHEDULE	RPI	RPI	RPI	RPI
DIV. I ONLY			12- 19	233	1- 9	48	76	161	161	2	2
DIV. I NON-CONF.			10- 3	52	0- 0	181	304	77	77	2	2

TOTALS		RPI 1-25		RPI 26-50		W-L RECORDS		RPI 51-100	RPI 101-999	RPI 201+	
12- 19		0- 8		0- 3		OVERALL		0- 2	12- 6	6- 0	
9- 7		0- 3		0- 1		HOME		0- 2	9- 1	5- 0	
1- 10		0- 0		0- 0		AWAY		0- 0	1- 0	0- 0	
2- 2		0- 1		0- 0		NEUTRAL		0- 0	2- 1	1- 0	
10- 3		0- 1		0- 0		NON-CONFERENCE		0- 0	10- 2	6- 0	
8- 0		0- 0		0- 0		HOME		0- 0	8- 0	5- 0	
1- 2		0- 1		0- 0		AWAY		0- 0	1- 1	0- 0	
1- 1		0- 0		0- 0		NEUTRAL		0- 0	1- 1	1- 0	
2- 16		0- 7		0- 3		CONFERENCE		0- 2	2- 4	0- 0	
1- 7		0- 3		0- 1		HOME		0- 2	1- 1	0- 0	
0- 8		0- 3		0- 2		AWAY		0- 0	0- 3	0- 0	
1- 1		0- 1		0- 0		NEUTRAL		0- 0	1- 0	0- 0	

RPI 1-25				RPI 26-50				RPI 51-100				RPI 101+ Team's RPI: 161			
RPI	S	Opponent	Score	RPI	S	Opponent	Score	RPI	S	Opponent	Score	RPI	S	Opponent	Score
5	A	Mississippi St.	45 76	26	A	Georgia	45 69	86	H	Kentucky	71 79	101	A	Auburn	55 60
5	H	Mississippi St.	49 69	26	H	Georgia	52 66	94	H	Alabama	79 82	104	H	Middle Tenn.	65 56
7	A	Oregon	46 90	28	A	LSU	55 84					118	A	Portland St.	79 94
9	A	Tennessee	66 75									121	N	Saint Louis	64 79
11	H	South Carolina	62 88									143	A	Arkansas	72 73
15	A	Texas A&M	54 83									152	H	Vanderbilt	72 75
23	H	Missouri	48 67									168	H	South Ala.	66 59
23	N	Missouri	50 59									177	A	Florida	60 61
												177	H	Florida	78 75
												177	N	Florida	48 43
												178	H	Troy	96 93
												184	A	Temple	64 48
												210	H	Southern Miss.	68 59
												220	H	Texas Southern	73 58
												221	H	Arkansas St.	74 48
												300	H	Kennesaw St.	92 63
												333	N	Delaware St.	110 58
												336	H	Northwestern St.	75 44

LAST 12 Division I GAMES:															
23	N	Missouri	50 59	94	H	Alabama	79 82	15	A	Texas A&M	54 83	26	A	Georgia	45 69
177	N	Florida	48 43	152	H	Vanderbilt	72 75	5	H	Mississippi St.	49 69	28	A	Tennessee	66 75
101	A	Auburn	55 60	26	H	Georgia	52 66	9	A	Tennessee	66 75				
86	H	Kentucky	71 79												
26	H	Georgia	52 66												
28	A	LSU	55 84												

Non-Div I Games:

Ole Miss

Average RPI Win:	265	WON-LOST	WINNING	LAST 10	STRENGTH OF	OPP. STRENGTH	TEAM	ADJ.	CONF.	ADJ CONF.
Average RPI Loss:	132	RECORD	PCT. RANK	GAMES	SCHEDULE	OF SCHEDULE	RPI	RPI	RPI	RPI
DIV. I ONLY	9- 16	245	3- 6	193	204	244	244	12	12	
DIV. I NON-CONF.	6- 4	122	0- 0	279	303	159	159	17	17	

TOTALS	RPI 1-25	RPI 26-50	W-L RECORDS	RPI 51-100	RPI 101-999	RPI 201+				
9- 16	0- 0	0- 3	OVERALL	0- 6	9- 7	8- 3				
5- 6	0- 0	0- 2	HOME	0- 2	5- 2	4- 0				
4- 9	0- 0	0- 1	AWAY	0- 3	4- 5	4- 3				
0- 1	0- 0	0- 0	NEUTRAL	0- 1	0- 0	0- 0				
6- 4	0- 0	0- 1	NON-CONFERENCE	0- 1	6- 2	5- 2				
3- 1	0- 0	0- 1	HOME	0- 0	3- 0	2- 0				
3- 3	0- 0	0- 0	AWAY	0- 1	3- 2	3- 2				
0- 0	0- 0	0- 0	NEUTRAL	0- 0	0- 0	0- 0				
3- 12	0- 0	0- 2	CONFERENCE	0- 5	3- 5	3- 1				
2- 5	0- 0	0- 1	HOME	0- 2	2- 2	2- 0				
1- 6	0- 0	0- 1	AWAY	0- 2	1- 3	1- 1				
0- 1	0- 0	0- 0	NEUTRAL	0- 1	0- 0	0- 0				

RPI	S	Opponent	Score	RPI	S	Opponent	Score	RPI	S	Opponent	Score	RPI	S	Opponent	Score	Team's RPI: 244
27	A	South Dakota St.	64 89	59	A	South Dakota	46 70	136	H	UNI	78 74					
27	H	South Dakota St.	54 103	59	H	South Dakota	50 72	174	A	Oral Roberts	56 72					
48	H	Creighton	51 72	90	A	Kansas St.	60 81	174	H	Oral Roberts	53 82					
				100	A	Western III.	68 103	180	A	Denver	60 81					
				100	H	Western III.	51 90	180	H	Denver	74 85					
				100	N	Western III.	57 97	202	A	CSU Bakersfield	43 52					
								205	A	CSUN	68 60					
								209	H	Montana St.	64 53					
								268	A	Bradley	56 69					
								286	A	North Dakota St.	59 57					
								286	H	North Dakota St.	80 67					
								302	A	Wofford	64 60					
								303	A	USC Upstate	69 66					
								326	A	Fort Wayne	65 76					
								326	H	Fort Wayne	77 61					
								336	H	Florida A&M	78 73					

LAST 12 Division I GAMES:																
100	N	Western III.	57 97	100	A	Western III.	68 103									
286	A	North Dakota St.	59 57	27	H	South Dakota St.	54 103									
174	A	Oral Roberts	56 72	286	H	North Dakota St.	80 67									
180	A	Denver	60 81	59	A	South Dakota	46 70									
59	H	South Dakota	50 72	180	H	Denver	74 85									
326	H	Fort Wayne	77 61	100	H	Western III.	51 90									

Non-Div I Games: Graceland (IA) 96 69 Peru St. 63 47 St. Mary (NE) 81 58

Omaha

Average RPI Win:	275	WON-LOST	WINNING	LAST 10	STRENGTH OF	OPP. STRENGTH	TEAM	ADJ.	CONF.	ADJ CONF.
Average RPI Loss:	92	RECORD	PCT. RANK	GAMES	SCHEDULE	OF SCHEDULE	RPI	RPI	RPI	RPI
DIV. I ONLY	15- 13	153	4- 5	242	190	174	174	12	12	
DIV. I NON-CONF.	7- 5	132	0- 0	330	271	206	206	17	17	

TOTALS	RPI 1-25	RPI 26-50	W-L RECORDS	RPI 51-100	RPI 101-999	RPI 201+				
15- 13	0- 0	0- 2	OVERALL	0- 7	15- 4	12- 0				
5- 4	0- 0	0- 1	HOME	0- 2	5- 1	4- 0				
5- 8	0- 0	0- 1	AWAY	0- 4	5- 3	4- 0				
5- 1	0- 0	0- 0	NEUTRAL	0- 1	5- 0	4- 0				
7- 5	0- 0	0- 0	NON-CONFERENCE	0- 2	7- 3	6- 0				
1- 1	0- 0	0- 0	HOME	0- 0	1- 1	1- 0				
2- 4	0- 0	0- 0	AWAY	0- 2	2- 2	1- 0				
4- 0	0- 0	0- 0	NEUTRAL	0- 0	4- 0	4- 0				
8- 8	0- 0	0- 2	CONFERENCE	0- 5	8- 1	6- 0				
4- 3	0- 0	0- 1	HOME	0- 2	4- 0	3- 0				
3- 4	0- 0	0- 1	AWAY	0- 2	3- 1	3- 0				
1- 1	0- 0	0- 0	NEUTRAL	0- 1	1- 0	0- 0				

RPI 1-25				RPI 26-50				RPI 51-100				RPI 101+				Team's RPI: 174	
RPI	S	Opponent	Score	RPI	S	Opponent	Score	RPI	S	Opponent	Score	RPI	S	Opponent	Score		
27	A	South Dakota St.	72 96	27	H	South Dakota St.	70 77	59	A	South Dakota	55 72	110	A	Utah	50 71		
								59	H	South Dakota	68 73	143	H	Arkansas	66 77		
								59	N	South Dakota	53 65	166	A	UT Arlington	46 70		
								69	A	TCU	58 72	180	A	Denver	54 70		
								99	A	Missouri St.	66 76	180	H	Denver	90 60		
								100	A	Western Ill.	49 56	180	N	Denver	76 71		
								100	H	Western Ill.	63 85	197	A	Tulsa	53 41		
												244	A	Omaha	82 53		
												244	H	Omaha	72 56		
												283	A	UMKC	76 73		
												286	A	North Dakota St.	64 57		
												286	H	North Dakota St.	71 48		
												291	N	Alcorn	76 52		
												301	N	Long Beach St.	64 58		
												309	H	Houston Baptist	78 56		
												319	N	Cal St. Fullerton	60 50		
												326	A	Fort Wayne	73 48		
												326	H	Fort Wayne	66 45		
												346	N	Chicago St.	73 43		
LAST 12 Division I GAMES:																	

Non-Div I Games: Okla. Panhandle 88 35 Cent. Christian (KS) 18 47

Oral Roberts

Average RPI Win:	115	WON-LOST	WINNING	LAST 10	STRENGTH OF	OPP. STRENGTH	TEAM	ADJ.	CONF.	ADJ CONF.
Average RPI Loss:	16	RECORD	PCT. RANK	GAMES	SCHEDULE	OF SCHEDULE	RPI	RPI	RPI	RPI
DIV. I ONLY	30- 4	9	9- 1	22	16	7	7	5	5	
DIV. I NON-CONF.	11- 2	22	0- 0	18	26	8	8	3	3	

TOTALS	RPI 1-25	RPI 26-50	W-L RECORDS	RPI 51-100	RPI 101-999	RPI 201+				
30- 4	6- 3	5- 1	OVERALL	3- 0	16- 0	5- 0				
16- 1	1- 1	4- 0	HOME	2- 0	9- 0	3- 0				
9- 3	2- 2	1- 1	AWAY	1- 0	5- 0	1- 0				
5- 0	3- 0	0- 0	NEUTRAL	0- 0	2- 0	1- 0				
11- 2	2- 2	1- 0	NON-CONFERENCE	1- 0	7- 0	3- 0				
8- 0	0- 0	1- 0	HOME	1- 0	6- 0	2- 0				
1- 2	1- 2	0- 0	AWAY	0- 0	0- 0	0- 0				
2- 0	1- 0	0- 0	NEUTRAL	0- 0	1- 0	1- 0				
19- 2	4- 1	4- 1	CONFERENCE	2- 0	9- 0	2- 0				
8- 1	1- 1	3- 0	HOME	1- 0	3- 0	1- 0				
8- 1	1- 0	1- 1	AWAY	1- 0	5- 0	1- 0				
3- 0	2- 0	0- 0	NEUTRAL	0- 0	1- 0	0- 0				

RPI	S	Opponent	Score	RPI	S	Opponent	Score	RPI	S	Opponent	Score	RPI	S	Opponent	Score
3	A	Louisville	61 74	34	H	Oklahoma	92 74	53	A	Arizona St.	57 44	110	A	Utah	84 68
5	A	Mississippi St.	79 90	41	A	Oregon St.	79 85	53	H	Arizona St.	74 64	111	A	Washington St.	90 79
10	A	UCLA	70 61	41	H	Oregon St.	75 63	70	H	Drake	110 77	111	H	Washington St.	89 56
10	H	UCLA	101 94	42	H	California	91 54					142	A	Colorado	74 55
10	N	UCLA	65 62	49	A	Southern California	70 66					142	N	Colorado	84 47
13	H	Stanford	65 78	49	H	Southern California	80 74					148	H	Eastern Wash.	81 40
13	N	Stanford	77 57									150	H	Weber St.	114 87
15	A	Texas A&M	83 68									161	H	Ole Miss	90 46
15	N	Texas A&M	84 62									179	H	Hampton	87 45
												198	A	Washington	76 63
												198	H	Washington	94 83
												205	H	CSUN	91 43
												257	N	Hawaii	85 44
												277	A	Arizona	74 61
												277	H	Arizona	62 44
												329	H	Southern Utah	98 38

LAST 12 Division I GAMES:															
13	N	Stanford	77 57	49	H	Southern California	80 74								
10	N	UCLA	65 62	111	A	Washington St.	90 79								
142	N	Colorado	84 47	198	A	Washington	76 63								
277	A	Arizona	74 61	13	H	Stanford	65 78								
53	A	Arizona St.	57 44	42	H	California	91 54								
10	H	UCLA	101 94	110	A	Utah	84 68								

Non-Div I Games:

Oregon

Average RPI Win: 168

Average RPI Loss: 22

WON-LOST
RECORDWINNING
PCT. RANKLAST 10
GAMESSTRENGTH OF
SCHEDULEOPP. STRENGTH
OF SCHEDULETEAM
RPIADJ.
RPICONF.
RPIADJ CONF.
RPIDIV. I ONLY
DIV. I NON-CONF.23- 7
9- 242
338- 2
0- 0103
25946
14841
9541
955
35
3

TOTALS

RPI 1-25

RPI 26-50

W-L RECORDS

RPI 51-100

RPI 101-999

RPI 201+

23- 7

2- 5

2- 1

OVERALL

3- 1

16- 0

8- 0

14- 2

2- 2

2- 0

HOME

2- 0

8- 0

5- 0

7- 4

0- 3

0- 1

AWAY

1- 0

6- 0

2- 0

2- 1

0- 0

0- 0

NEUTRAL

0- 1

2- 0

1- 0

9- 2

0- 2

0- 0

NON-CONFERENCE

1- 0

8- 0

6- 0

6- 1

0- 1

0- 0

HOME

1- 0

5- 0

4- 0

1- 1

0- 1

0- 0

AWAY

0- 0

1- 0

1- 0

2- 0

0- 0

0- 0

NEUTRAL

0- 0

2- 0

1- 0

14- 5

2- 3

2- 1

CONFERENCE

2- 1

8- 0

2- 0

8- 1

2- 1

2- 0

HOME

1- 0

3- 0

1- 0

6- 3

0- 2

0- 1

AWAY

1- 0

5- 0

1- 0

0- 1

0- 0

0- 0

NEUTRAL

0- 1

0- 0

0- 0

RPI 1-25

RPI 26-50

Team's RPI: 41

RPI 51-100

RPI 101+

RPI	S	Opponent	Score
2	H	Notre Dame	67 72
7	A	Oregon	63 75
7	H	Oregon	85 79
10	A	UCLA	49 84
10	H	UCLA	67 64
13	H	Stanford	57 60
18	A	Duke	65 72

RPI	S	Opponent	Score
42	H	Cal i forn i a	68 48
49	A	Southern Cal i forn i a	61 65
49	H	Southern Cal i forn i a	69 63

RPI	S	Opponent	Score
53	A	Arizona St.	64 60
53	H	Arizona St.	57 54
53	N	Arizona St.	51 57
65	H	UC Davis	61 47

RPI	S	Opponent	Score
110	A	Utah	69 58
111	A	Washington St.	63 61
111	H	Washington St.	71 53
142	A	Colorado	86 71
171	N	Nevada	89 49
198	A	Washington	95 57
198	H	Washington	75 63
201	H	North Dakota	65 55
204	H	UC Santa Barbara	74 49
277	A	Ari zona	65 40
277	H	Ari zona	88 48
278	H	San Jose St.	110 62
315	N	Utah St.	94 55
320	A	N. C. Central	97 44
323	H	Utah Valley	98 41
340	H	Savannah St.	84 36

LAST 12 Division I GAMES:

53	N	Arizona St.	51 57	111	A	Washington St.	63 61
53	A	Arizona St.	64 60	42	H	Cal i forn i a	68 48
277	A	Arizona	65 40	13	H	Stanford	57 60
49	H	Southern Cal i forn i a	69 63	142	A	Colorado	86 71
10	H	UCLA	67 64	110	A	Utah	69 58
198	A	Washi ngton	95 57	7	A	Oregon	63 75

Oregon St.

Oregon St.

Non-Div I Games:

Oregon St.

Loss, Non-Conf, S Site, H Home A Away N Neutral

Paci fic				Through Games Of March 7, 2018								
Average RPI	Win:	208	WON-LOST	WINNING	LAST 10	STRENGTH OF	OPP. STRENGTH	TEAM	ADJ.	CONF.	ADJ CONF.	
Average RPI	Loss:	126	RECORD	PCT. RANK	GAMES	SCHEDULE	OF SCHEDULE	RPI	RPI	RPI	RPI	
DIV. I ONLY		14- 17	208	4- 6		121	145	186	186	14	14	
DIV. I NON-CONF.		5- 5	170	0- 0		41	199	132	132	11	11	

TOTALS		RPI 1-25		RPI 26-50		W-L RECORDS		RPI 51-100		RPI 101-999		RPI 201+
14- 17		0- 0		1- 4		OVERALL		2- 3		11- 10		8- 2
9- 7		0- 0		1- 2		HOME		1- 2		7- 3		5- 0
3- 9		0- 0		0- 2		AWAY		0- 1		3- 6		2- 2
2- 1		0- 0		0- 0		NEUTRAL		1- 0		1- 1		1- 0
5- 5		0- 0		1- 2		NON-CONFERENCE		1- 1		3- 2		3- 0
4- 3		0- 0		1- 1		HOME		1- 1		2- 1		2- 0
1- 2		0- 0		0- 1		AWAY		0- 0		1- 1		1- 0
0- 0		0- 0		0- 0		NEUTRAL		0- 0		0- 0		0- 0
9- 12		0- 0		0- 2		CONFERENCE		1- 2		8- 8		5- 2
5- 4		0- 0		0- 1		HOME		0- 1		5- 2		3- 0
2- 7		0- 0		0- 1		AWAY		0- 1		2- 5		1- 2
2- 1		0- 0		0- 0		NEUTRAL		1- 0		1- 1		1- 0

RPI 1-25				RPI 26-50				RPI 51-100				RPI 101+ Team's RPI: 186			
RPI	S	Opponent	Score	RPI	S	Opponent	Score	RPI	S	Opponent	Score	RPI	S	Opponent	Score
				32	A	Gonzaga	66 90	65	H	UC Davis	58 90	129	A	San Francisco	78 80
				32	H	Gonzaga	72 99	80	A	Saint Mary's (CA)	88 96	129	H	San Francisco	71 81
				37	A	Northern Colo.	55 80	80	H	Saint Mary's (CA)	69 70	141	A	Loyola Marymount	60 75
				42	H	Cal i forni a	85 92	80	N	Saint Mary's (CA)	77 73	141	H	Loyola Marymount	77 79
				46	H	UCF	78 74	91	H	Lamar Uni versi ty	80 75	145	A	Fresno St.	70 81
												155	A	BYU	65 77
												155	H	BYU	83 76
												164	A	San Di ego	81 68
												164	H	San Di ego	62 60
												164	N	San Di ego	56 66
												172	H	Brown	57 74
												213	A	Seattle U	85 73
												239	A	Pepperdi ne	85 77
												239	H	Pepperdi ne	84 73
												278	H	San Jose St.	106 97
												289	A	Santa Clara	55 57
												289	H	Santa Clara	55 37
												317	A	Portland	67 89
												317	H	Portland	91 55
												317	N	Portland	85 60
												319	H	Cal St. Fullerton	81 65
LAST 12 Di vi si on I GAMES:															
				164	N	San Di ego	56 66	164	H	San Di ego	62 60				
				80	N	Saint Mary's (CA)	77 73	317	A	Portland	67 89				
				317	N	Portland	85 60	32	A	Gonzaga	66 90				
				141	H	Loyola Marymount	77 79	239	H	Pepperdi ne	84 73				
				129	A	San Francisco	78 80	289	H	Santa Clara	55 37				
				289	A	Santa Clara	55 57	155	H	BYU	83 76				

Non-Di v I Games: UC Merced 123 59

Paci fic

Average RPI Win: 183

Average RPI Loss: 83

WON-LOST
RECORDWINNING
PCT. RANKLAST 10
GAMESSTRENGTH OF
SCHEDULEOPP. STRENGTH
OF SCHEDULETEAM
RPIADJ.
RPICONF.
RPIADJ CONF.
RPIDIV. I ONLY
DIV. I NON-CONF.19- 7
8- 455
878- 2
0- 0141
23893
6161
10561
1059
99
9

TOTALS

RPI 1-25

RPI 26-50

W-L RECORDS

RPI 51-100

RPI 101-999

RPI 201+

19- 7

0- 1

1- 2

OVERALL

2- 2

16- 2

8- 1

8- 2

0- 1

0- 1

HOME

1- 0

7- 0

4- 0

9- 4

0- 0

1- 1

AWAY

0- 1

8- 2

3- 1

2- 1

0- 0

0- 0

NEUTRAL

1- 1

1- 0

1- 0

8- 4

0- 1

1- 0

NON-CONFERENCE

1- 1

6- 2

4- 1

2- 1

0- 1

0- 0

HOME

0- 0

2- 0

2- 0

4- 2

0- 0

1- 0

AWAY

0- 0

3- 2

1- 1

2- 1

0- 0

0- 0

NEUTRAL

1- 1

1- 0

1- 0

11- 3

0- 0

0- 2

CONFERENCE

1- 1

10- 0

4- 0

6- 1

0- 0

0- 1

HOME

1- 0

5- 0

2- 0

5- 2

0- 0

0- 1

AWAY

0- 1

5- 0

2- 0

0- 0

0- 0

0- 0

NEUTRAL

0- 0

0- 0

0- 0

RPI 1-25

RPI 26-50

RPI 51-100

Team's RPI: 61

RPI 101+

RPI	S	Opponent	Score
2	H	Notre Dame	54 66

RPI	S	Opponent	Score
29	A	Villanova	79 77
30	A	Princeton	40 60
30	H	Princeton	55 70

RPI	S	Opponent	Score
51	A	Harvard	52 55
51	H	Harvard	69 49
68	N	Georgia Tech	55 69
99	N	Missouri St.	65 60

RPI	S	Opponent	Score
119	A	Dartmouth	79 50
119	H	Dartmouth	65 47
127	A	Yale	69 54
127	H	Yale	64 52
135	A	Saint Joseph's	57 50
157	A	Binghamton	72 77
172	A	Brown	88 55
172	H	Brown	67 56
184	A	Temple	74 59
211	A	Columbia	75 39
211	H	Columbia	70 51
234	H	Lafayette	55 42
246	A	La Salle	59 66
267	A	Cornell	53 39
267	H	Cornell	68 48
282	N	VCU	82 52
334	H	Rhode Island	84 66
339	A	NJIT	77 38

LAST 12 Division I GAMES:

172	H	Brown	67 56
127	H	Yale	64 52
119	A	Dartmouth	79 50
51	A	Harvard	52 55
267	A	Cornell	53 39
211	A	Columbia	75 39

30	A	Princeton	40 60
51	H	Harvard	69 49
119	H	Dartmouth	65 47
127	A	Yale	69 54
172	A	Brown	88 55
184	A	Temple	74 59

Non-Div I Games:

Gwynedd Mercy

89 25

Penn

Average RPI Win:	170	WON-LOST	WINNING	LAST 10	STRENGTH OF	OPP. STRENGTH	TEAM	ADJ.	CONF.	ADJ CONF.
Average RPI Loss:	60	RECORD	PCT. RANK	GAMES	SCHEDULE	OF SCHEDULE	RPI	RPI	RPI	RPI
DIV. I ONLY	16- 15	170	3- 7	60	58	93	93	3	3	
DIV. I NON-CONF.	9- 4	82	0- 0	194	138	91	91	4	4	

TOTALS	RPI 1-25	RPI 26-50	W-L RECORDS	RPI 51-100	RPI 101-999	RPI 201+				
16- 15	0- 4	2- 5	OVERALL	3- 4	11- 2	7- 1				
11- 3	0- 2	2- 1	HOME	3- 0	6- 0	3- 0				
4- 9	0- 2	0- 3	AWAY	0- 3	4- 1	3- 1				
1- 3	0- 0	0- 1	NEUTRAL	0- 1	1- 1	1- 0				
9- 4	0- 0	1- 0	NON-CONFERENCE	1- 2	7- 2	4- 1				
6- 0	0- 0	1- 0	HOME	1- 0	4- 0	2- 0				
3- 2	0- 0	0- 0	AWAY	0- 1	3- 1	2- 1				
0- 2	0- 0	0- 0	NEUTRAL	0- 1	0- 1	0- 0				
7- 11	0- 4	1- 5	CONFERENCE	2- 2	4- 0	3- 0				
5- 3	0- 2	1- 1	HOME	2- 0	2- 0	1- 0				
1- 7	0- 2	0- 3	AWAY	0- 2	1- 0	1- 0				
1- 1	0- 0	0- 1	NEUTRAL	0- 0	1- 0	1- 0				

RPI 1-25				RPI 26-50				RPI 51-100				RPI 101+			
RPI	S	Opponent	Score	RPI	S	Opponent	Score	RPI	S	Opponent	Score	RPI	S	Opponent	Score
6	A	Ohio St.	64 94	38	A	Michigan	69 89	54	H	Indiana	77 74	105	H	Wake Forest	68 58
6	H	Ohio St.	64 89	38	N	Michigan	48 77	55	A	American	66 75	126	N	Louisiana Tech	59 71
17	H	Maryland	65 69	39	A	Rutgers	65 70	60	A	Nebraska	51 59	176	H	Northwestern	67 59
21	A	Iowa	76 80	39	H	Rutgers	70 67	62	A	Purdue	73 88	182	A	Pittsburgh	59 48
				40	A	Minnesota	68 101	66	H	Michigan St.	74 59	199	H	Siena	86 72
				40	H	Minnesota	71 91	83	H	Fordham	65 60	203	A	Wisconsin	69 62
				43	H	Drexel	84 70	90	N	Kansas St.	65 70	217	A	Providence	60 51
												242	H	Illinois	68 59
												242	N	Illinois	83 57
												258	A	St. Bonaventure	62 65
												264	H	Manhattan	78 46
												288	H	Central Conn. St.	83 66
												310	A	Marshall	80 65

LAST 12 Division I GAMES:															
				38	N	Michigan	48 77	21	A	Iowa	76 80				
				242	N	Illinois	83 57	66	H	Michigan St.	74 59				
				6	H	Ohio St.	64 89	6	A	Ohio St.	64 94				
				60	A	Nebraska	51 59	62	A	Purdue	73 88				
				176	H	Northwestern	67 59	242	H	Illinois	68 59				
				40	A	Minnesota	68 101	39	H	Rutgers	70 67				

Non-Div I Games:

Penn St.

Average RPI Win:	227	WON-LOST	WINNING	LAST 10	STRENGTH OF	OPP. STRENGTH	TEAM	ADJ.	CONF.	ADJ CONF.
Average RPI Loss:	146	RECORD	PCT. RANK	GAMES	SCHEDULE	OF SCHEDULE	RPI	RPI	RPI	RPI
DIV. I ONLY	10- 20	257	3- 7	123	212	239	239	14	14	
DIV. I NON-CONF.	4- 6	214	0- 0	94	346	178	178	11	11	

TOTALS	RPI 1-25	RPI 26-50	W-L RECORDS	RPI 51-100	RPI 101-999	RPI 201+				
10- 20	0- 0	0- 3	OVERALL	0- 3	10- 14	5- 4				
7- 6	0- 0	0- 1	HOME	0- 1	7- 4	3- 2				
2- 13	0- 0	0- 1	AWAY	0- 2	2- 10	1- 2				
1- 1	0- 0	0- 1	NEUTRAL	0- 0	1- 0	1- 0				
4- 6	0- 0	0- 0	NON-CONFERENCE	0- 1	4- 5	2- 2				
2- 2	0- 0	0- 0	HOME	0- 0	2- 2	1- 2				
2- 4	0- 0	0- 0	AWAY	0- 1	2- 3	1- 0				
0- 0	0- 0	0- 0	NEUTRAL	0- 0	0- 0	0- 0				
6- 14	0- 0	0- 3	CONFERENCE	0- 2	6- 9	3- 2				
5- 4	0- 0	0- 1	HOME	0- 1	5- 2	2- 0				
0- 9	0- 0	0- 1	AWAY	0- 1	0- 7	0- 2				
1- 1	0- 0	0- 1	NEUTRAL	0- 0	1- 0	1- 0				

RPI	S	Opponent	Score	RPI	S	Opponent	Score	RPI	S	Opponent	Score	RPI	S	Opponent	Score	Team's RPI: 239
32	A	Gonzaga	51 73	65	A	UC Davis	64 69	110	A	Utah	65 89					
32	H	Gonzaga	48 67	80	A	Saint Mary's (CA)	62 75	129	A	San Francisco	67 68					
32	N	Gonzaga	70 81	80	H	Saint Mary's (CA)	75 82	129	H	San Francisco	95 92					
								141	A	Loyola Marymount	60 75					
								141	H	Loyola Marymount	85 74					
								144	H	Idaho St.	80 74					
								150	A	Weber St.	61 71					
								155	A	BYU	43 78					
								155	H	BYU	67 73					
								164	A	San Diego	53 79					
								164	H	San Diego	66 62					
								171	A	Nevada	77 72					
								186	A	Pacific	73 84					
								186	H	Pacific	77 85					
								193	A	UC Irvine	74 75					
								213	H	Seattle U	62 65					
								215	H	New Mexico St.	64 86					
								289	A	Santa Clara	50 54					
								289	H	Santa Clara	56 55					
								289	N	Santa Clara	74 63					
								301	A	Long Beach St.	83 71					
								317	A	Portland	58 82					
								317	H	Portland	83 79					
								323	H	Utah Valley	71 44					
LAST 12 Division I GAMES:																
32	N	Gonzaga	70 81	141	H	Loyola Marymount	85 74									
289	N	Santa Clara	74 63	164	A	San Diego	53 79									
317	A	Portland	58 82	186	A	Pacific	73 84									
80	H	Saint Mary's (CA)	75 82	317	H	Portland	83 79									
32	H	Gonzaga	48 67	289	A	Santa Clara	50 54									
155	A	BYU	43 78	141	A	Loyola Marymount	60 75									

Non-Div I Games:

Pepperdine

Average RPI	Win:	193	WON-LOST	WINNING	LAST 10	STRENGTH OF	OPP. STRENGTH	TEAM	ADJ.	CONF.	ADJ CONF.
Average RPI	Loss:	66	RECORD	PCT. RANK	GAMES	SCHEDULE	OF SCHEDULE	RPI	RPI	RPI	RPI
DIV. I ONLY		10- 20	257	1- 9	49	47	182	182	1	1	
DIV. I NON-CONF.		8- 5	111	0- 0	209	174	181	181	1	1	

TOTALS	RPI 1-25		RPI 26-50		W-L RECORDS		RPI 51-100		RPI 101-999		RPI 201+
10- 20	0- 6		0- 4		OVERALL		2- 5		8- 5		5- 2
8- 10	0- 5		0- 1		HOME		2- 2		6- 2		5- 1
2- 9	0- 1		0- 3		AWAY		0- 3		2- 2		0- 1
0- 1	0- 0		0- 0		NEUTRAL		0- 0		0- 1		0- 0
8- 5	0- 0		0- 0		NON-CONFERENCE		1- 4		7- 1		5- 1
7- 3	0- 0		0- 0		HOME		1- 2		6- 1		5- 1
1- 2	0- 0		0- 0		AWAY		0- 2		1- 0		0- 0
0- 0	0- 0		0- 0		NEUTRAL		0- 0		0- 0		0- 0
2- 15	0- 6		0- 4		CONFERENCE		1- 1		1- 4		0- 1
1- 7	0- 5		0- 1		HOME		1- 0		0- 1		0- 0
1- 7	0- 1		0- 3		AWAY		0- 1		1- 2		0- 1
0- 1	0- 0		0- 0		NEUTRAL		0- 0		0- 1		0- 0

RPI	S	Opponent	Score
2	H	Notre Dame	53 87
3	A	Louisville	49 81
3	H	Louisville	51 77
8	H	Florida St.	59 66
16	H	NC State	66 77
18	H	Duke	46 58

RPI	S	Opponent	Score
31	A	Virginia	50 62
35	A	Syracuse	52 70
35	H	Syracuse	53 62
50	A	Miami (FL)	58 82

RPI	S	Opponent	Score
64	A	West Virginia	52 73
67	A	Virginia Tech	66 89
68	H	Georgia Tech	68 62
72	H	Duquesne	53 66
83	A	Fordham	55 58
89	H	Bucknell	57 39
93	H	Penn St.	48 59

RPI	S	Opponent	Score
103	A	Cincinnati	66 46
105	H	Wake Forest	49 58
105	N	Wake Forest	38 72
116	A	North Carolina	67 68
140	H	Youngstown St.	66 58
165	A	Clemson	58 42
203	H	Wisconsin	57 58
208	A	Boston College	61 72
221	H	Arkansas St.	87 47
255	H	UNCW	74 55
267	H	Cornell	51 39
279	H	Towson	81 63
346	H	Chicago St.	87 49

LAST 12 Division I GAMES:

105	N	Wake Forest	38 72	8	H	Florida St.	59 66
3	A	Louisville	49 81	165	A	Clemson	58 42
16	H	NC State	66 77	18	H	Duke	46 58
35	H	Syracuse	53 62	2	H	Notre Dame	53 87
50	A	Miami (FL)	58 82	35	A	Syracuse	52 70
208	A	Boston College	61 72	3	H	Louisville	51 77

Non-Div I Games:

Pittsburgh

Average RPI Win: 217	WON-LOST RECORD	WINNING PCT. RANK	LAST 10 GAMES	STRENGTH OF SCHEDULE	OPP. STRENGTH OF SCHEDULE	TEAM RPI	ADJ. RPI	CONF. RPI	ADJ CONF. RPI
Average RPI Loss: 162									
DIV. I ONLY	5- 23	327	3- 7	176	178	317	317	14	14
DIV. I NON-CONF.	2- 7	286	0- 0	220	326	322	322	11	11

TOTALS	RPI 1-25	RPI 26-50	W-L RECORDS	RPI 51-100	RPI 101-999	RPI 201+			
5- 23	0- 0	0- 2	OVERALL	1- 1	4- 20	3- 4			
5- 10	0- 0	0- 1	HOME	1- 0	4- 9	3- 1			
0- 12	0- 0	0- 1	AWAY	0- 1	0- 10	0- 3			
0- 1	0- 0	0- 0	NEUTRAL	0- 0	0- 1	0- 0			
2- 7	0- 0	0- 0	NON-CONFERENCE	0- 0	2- 7	2- 1			
2- 4	0- 0	0- 0	HOME	0- 0	2- 4	2- 0			
0- 3	0- 0	0- 0	AWAY	0- 0	0- 3	0- 1			
0- 0	0- 0	0- 0	NEUTRAL	0- 0	0- 0	0- 0			
3- 16	0- 0	0- 2	CONFERENCE	1- 1	2- 13	1- 3			
3- 6	0- 0	0- 1	HOME	1- 0	2- 5	1- 1			
0- 9	0- 0	0- 1	AWAY	0- 1	0- 7	0- 2			
0- 1	0- 0	0- 0	NEUTRAL	0- 0	0- 1	0- 0			

RPI 1-25	RPI 26-50	RPI 51-100	RPI 101+	Team's RPI: 317
RPI S Opponent Score	RPI S Opponent Score	RPI S Opponent Score	RPI S Opponent Score	
	32 A Gonzaga 36 75	80 A Saint Mary's (CA) 49 77	113 H Saint Francis (PA) 101 106	
	32 H Gonzaga 56 70	80 H Saint Mary's (CA) 68 65	118 H Portland St. 71 77	
			120 H Boise St. 47 73	
			129 A San Francisco 75 84	
			129 H San Francisco 63 76	
			141 A Loyola Marymount 55 76	
			141 H Loyola Marymount 60 63	
			150 H Weber St. 70 91	
			155 A BYU 35 73	
			155 H BYU 58 72	
			164 A San Diego 52 59	
			164 H San Diego 60 75	
			186 A Pacific 55 91	
			186 H Pacific 89 67	
			186 N Pacific 60 85	
			193 A UC Irvine 52 63	
			198 A Washington 67 93	
			239 A Pepperdine 79 83	
			239 H Pepperdine 82 58	
			257 H Hawaii 76 47	
			289 A Santa Clara 57 67	
			289 H Santa Clara 43 50	
			319 A Cal St. Fullerton 61 66	
			323 H Utah Valley 71 64	
LAST 12 Division I GAMES:				
	186 N Pacific 60 85	129 H San Francisco 63 76		
	239 H Pepperdine 82 58	141 A Loyola Marymount 55 76		
	155 A BYU 35 73	239 A Pepperdine 79 83		
	80 A Saint Mary's (CA) 49 77	80 H Saint Mary's (CA) 68 65		
	289 A Santa Clara 57 67	32 A Gonzaga 36 75		
	186 H Pacific 89 67	141 H Loyola Marymount 60 63		

Non-Div I Games: Willamette 72 52 Warner Pacific 95 59

Portland

Average RPI Win: 228	WON-LOST RECORD	WINNING PCT. RANK	LAST 10 GAMES	STRENGTH OF SCHEDULE	OPP. STRENGTH OF SCHEDULE	TEAM RPI	ADJ. RPI	CONF. RPI	ADJ CONF. RPI
Average RPI Loss: 131									
DIV. I ONLY	17- 12	119	8- 2	184	206	118	118	19	19
DIV. I NON-CONF.	4- 5	202	0- 0	135	172	108	108	13	13

TOTALS	RPI 1-25	RPI 26-50	W-L RECORDS	RPI 51-100	RPI 101-999	RPI 201+			
17- 12	0- 0	0- 2	OVERALL	0- 2	17- 8	10- 2			
8- 2	0- 0	0- 0	HOME	0- 0	8- 2	5- 0			
7- 10	0- 0	0- 2	AWAY	0- 2	7- 6	4- 2			
2- 0	0- 0	0- 0	NEUTRAL	0- 0	2- 0	1- 0			
4- 5	0- 0	0- 1	NON-CONFERENCE	0- 2	4- 2	2- 1			
1- 0	0- 0	0- 0	HOME	0- 0	1- 0	0- 0			
3- 5	0- 0	0- 1	AWAY	0- 2	3- 2	2- 1			
0- 0	0- 0	0- 0	NEUTRAL	0- 0	0- 0	0- 0			
13- 7	0- 0	0- 1	CONFERENCE	0- 0	13- 6	8- 1			
7- 2	0- 0	0- 0	HOME	0- 0	7- 2	5- 0			
4- 5	0- 0	0- 1	AWAY	0- 0	4- 4	2- 1			
2- 0	0- 0	0- 0	NEUTRAL	0- 0	2- 0	1- 0			

RPI 1-25	RPI 26-50	RPI 51-100	RPI 101+	Team's RPI: 118
RPI S Opponent Score	RPI S Opponent Score	RPI S Opponent Score	RPI S Opponent Score	
	32 A Gonzaga 52 91	65 A UC Davis 67 79	144 A Idaho St. 64 72	
	37 A Northern Colo. 60 63	92 A UNLV 80 88	144 H Idaho St. 59 88	
			146 A Idaho 60 61	
			146 H Idaho 90 101	
			148 A Eastern Wash. 57 64	
			148 H Eastern Wash. 75 60	
			148 N Eastern Wash. 82 73	
			150 A Weber St. 62 60	
			150 H Weber St. 77 64	
			161 H Ole Miss 94 79	
			171 A Nevada 55 67	
			193 A UC Irvine 82 72	
			201 A North Dakota 80 61	
			209 A Montana St. 69 60	
			209 H Montana St. 62 53	
			213 A Seattle U 77 91	
			235 A Montana 53 69	
			235 H Montana 70 53	
			272 A Sacramento St. 81 72	
			272 H Sacramento St. 74 73	
			278 A San Jose St. 90 78	
			305 H Northern Ariz. 68 59	
			305 N Northern Ariz. 77 61	
			317 A Portland 77 71	
			329 H Southern Utah 70 66	
LAST 12 Division I GAMES:				
	148 N Eastern Wash. 82 73	144 A Idaho St. 64 72		
	305 N Northern Ariz. 77 61	150 A Weber St. 62 60		
	201 A North Dakota 80 61	209 H Montana St. 62 53		
	37 A Northern Colo. 60 63	235 H Montana 70 53		
	305 H Northern Ariz. 68 59	148 A Eastern Wash. 57 64		
	329 H Southern Utah 70 66	146 A Idaho 60 61		

Non-Div I Games: Northwest (WA) 63 60 Multnomah 95 32

Portland St.

Average RPI Win:	291	WON-LOST	WINNING	LAST 10	STRENGTH OF	OPP. STRENGTH	TEAM	ADJ.	CONF.	ADJ CONF.
Average RPI Loss:	198	RECORD	PCT. RANK	GAMES	SCHEDULE	OF SCHEDULE	RPI	RPI	RPI	RPI
DIV. I ONLY	13- 15	203	8- 2	270	348	236	236	32	32	
DIV. I NON-CONF.	0- 9	337	0- 0	75	273	306	306	32	32	

TOTALS	RPI 1-25	RPI 26-50	W-L RECORDS	RPI 51-100	RPI 101-999	RPI 201+				
13- 15	0- 1	0- 0	OVERALL	0- 0	13- 14	12- 8				
8- 3	0- 0	0- 0	HOME	0- 0	8- 3	7- 2				
5- 11	0- 1	0- 0	AWAY	0- 0	5- 10	5- 5				
0- 1	0- 0	0- 0	NEUTRAL	0- 0	0- 1	0- 1				
0- 9	0- 1	0- 0	NON-CONFERENCE	0- 0	0- 8	0- 3				
0- 1	0- 0	0- 0	HOME	0- 0	0- 1	0- 0				
0- 7	0- 1	0- 0	AWAY	0- 0	0- 6	0- 2				
0- 1	0- 0	0- 0	NEUTRAL	0- 0	0- 1	0- 1				
13- 6	0- 0	0- 0	CONFERENCE	0- 0	13- 6	12- 5				
8- 2	0- 0	0- 0	HOME	0- 0	8- 2	7- 2				
5- 4	0- 0	0- 0	AWAY	0- 0	5- 4	5- 3				
0- 0	0- 0	0- 0	NEUTRAL	0- 0	0- 0	0- 0				

RPI 1-25				RPI 26-50				RPI 51-100				RPI 101+				Team's RPI: 236	
RPI	S	Opponent	Score	RPI	S	Opponent	Score	RPI	S	Opponent	Score	RPI	S	Opponent	Score		
15	A	Texas A&M	70 98									102	H	Rice	68 88		
												114	A	Colorado St.	59 71		
												122	A	Bethune-Cookman	52 77		
												134	A	Texas St.	57 84		
												165	A	Clemson	58 64		
												181	A	Southern U.	58 96		
												181	H	Southern U.	69 62		
												220	A	Texas Southern	61 56		
												220	H	Texas Southern	65 48		
												223	N	A&M-Corpus Christi	62 72		
												224	A	Grambling	79 81		
												224	H	Grambling	68 75		
												252	A	Texas Tech	60 89		
												291	A	Alcorn	96 76		
												291	H	Alcorn	72 73		
												296	A	Jackson St.	61 70		
												296	H	Jackson St.	66 64		
												296	H	Jackson St.	85 73		
												308	A	UTRGV	62 78		
												311	A	Alabama A&M	55 48		
												311	H	Alabama A&M	84 73		
												314	A	Alabama St.	68 70		
												314	H	Alabama St.	69 63		
												331	A	Ark. -Pine Bluff	89 72		
												331	H	Ark. -Pine Bluff	64 52		
												341	A	Mississippi Val.	75 74		
												341	H	Mississippi Val.	78 73		
LAST 12 Division I GAMES:																	
296	H	Jackson St.	66 64	331	A	Ark. -Pine Bluff	89 72	296	H	Jackson St.	85 73						
181	A	Southern U.	58 96	224	H	Grambling	68 75	220	H	Texas Southern	65 48						
291	A	Alcorn	96 76	311	A	Alabama A&M	55 48	314	A	Alabama St.	68 70						
311	H	Alabama A&M	84 73	314	H	Alabama St.	69 63										
314	H	Alabama St.	69 63														
341	A	Mississippi Val.	75 74														

Non-Div I Games: Texas-Tyler 99 56 Arlington Baptist 116 73

Prairie View

Average RPI Win:	265	WON-LOST	WINNING	LAST 10	STRENGTH OF	OPP. STRENGTH	TEAM	ADJ.	CONF.	ADJ CONF.
Average RPI Loss:	177	RECORD	PCT. RANK	GAMES	SCHEDULE	OF SCHEDULE	RPI	RPI	RPI	RPI
DIV. I ONLY	12- 17	224	5- 5	241	286	245	245	27	27	
DIV. I NON-CONF.	3- 8	268	0- 0	184	141	253	253	28	28	

TOTALS	RPI 1-25	RPI 26-50	W-L RECORDS	RPI 51-100	RPI 101-999	RPI 201+				
12- 17	0- 2	0- 0	OVERALL	0- 3	12- 12	10- 7				
7- 6	0- 0	0- 0	HOME	0- 1	7- 5	5- 4				
5- 11	0- 0	0- 0	AWAY	0- 1	5- 1	5- 0				
0- 0	0- 0	0- 0	NEUTRAL	0- 0	0- 0	0- 0				
3- 8	0- 2	0- 0	NON-CONFERENCE	0- 1	3- 5	2- 3				
2- 2	0- 0	0- 0	HOME	0- 0	2- 2	1- 2				
1- 6	0- 2	0- 0	AWAY	0- 1	1- 3	1- 1				
0- 0	0- 0	0- 0	NEUTRAL	0- 0	0- 0	0- 0				
9- 9	0- 0	0- 0	CONFERENCE	0- 2	9- 7	8- 4				
5- 4	0- 0	0- 0	HOME	0- 1	5- 3	4- 2				
4- 5	0- 0	0- 0	AWAY	0- 1	4- 4	4- 2				
0- 0	0- 0	0- 0	NEUTRAL	0- 0	0- 0	0- 0				

RPI 1-25				RPI 26-50				RPI 51-100				RPI 101+ Team's RPI: 245			
RPI	S	Opponent	Score	RPI	S	Opponent	Score	RPI	S	Opponent	Score	RPI	S	Opponent	Score
10	A	UCLA	40 76					57	A	Bel mont	48 90	108	A	Chattanooga	51 71
18	A	Duke	45 79					87	A	Li berty	55 63	116	A	North Carolina	56 91
								87	H	Li berty	64 76	137	A	Radford	55 93
												137	H	Radford	40 64
												188	H	Furman	76 75
												194	A	High Point	55 81
												194	H	High Point	62 55
												218	H	UNCG	57 64
												226	A	UNC Asheville	76 74
												226	H	UNC Asheville	72 63
												228	A	Gardner-Webb	60 50
												228	H	Gardner-Webb	72 69
												256	A	Campbell	40 53
												256	H	Campbell	65 59
												271	A	San Diego St.	50 77
												300	H	Kennesaw St.	51 60
												303	A	USC Upstate	83 69
												320	H	N.C. Central	69 60
												324	A	Charleston So.	81 58
												324	H	Charleston So.	61 64
												343	A	Longwood	56 66
												343	H	Longwood	60 75
												344	A	Winthrop	64 58
												344	H	Winthrop	78 45

LAST 12 Division I GAMES:															
324	A	Charleston So.	81 58	343	H	Longwood	60 75								
226	H	UNC Asheville	72 63	344	A	Winthrop	64 58								
137	H	Radford	40 64	87	A	Li berty	55 63								
228	A	Gardner-Webb	60 50	324	H	Charleston So.	61 64								
194	H	High Point	62 55	226	A	UNC Asheville	76 74								
256	A	Campbell	40 53	344	H	Winthrop	78 45								

Non-Div I Games:

Presbyterian

Average RPI Win:	159	WON-LOST	WINNING	LAST 10	STRENGTH OF	OPP. STRENGTH	TEAM	ADJ.	CONF.	ADJ CONF.
Average RPI Loss:	63	RECORD	PCT. RANK	GAMES	SCHEDULE	OF SCHEDULE	RPI	RPI	RPI	RPI
DIV. I ONLY	22- 5	17	9- 1	92	92	30	30	9	9	
DIV. I NON-CONF.	10- 3	52	0- 0	122	47	49	49	9	9	

TOTALS	RPI 1-25	RPI 26-50	W-L RECORDS	RPI 51-100	RPI 101-999	RPI 201+				
22- 5	0- 0	1- 2	OVERALL	4- 2	17- 1	7- 0				
10- 2	0- 0	0- 1	HOME	3- 1	7- 0	3- 0				
10- 3	0- 0	1- 1	AWAY	1- 1	8- 1	4- 0				
2- 0	0- 0	0- 0	NEUTRAL	0- 0	2- 0	0- 0				
10- 3	0- 0	1- 2	NON-CONFERENCE	1- 1	8- 0	3- 0				
3- 2	0- 0	0- 1	HOME	1- 1	2- 0	1- 0				
5- 1	0- 0	1- 1	AWAY	0- 0	4- 0	2- 0				
2- 0	0- 0	0- 0	NEUTRAL	0- 0	2- 0	0- 0				
12- 2	0- 0	0- 0	CONFERENCE	3- 1	9- 1	4- 0				
7- 0	0- 0	0- 0	HOME	2- 0	5- 0	2- 0				
5- 2	0- 0	0- 0	AWAY	1- 1	4- 1	2- 0				
0- 0	0- 0	0- 0	NEUTRAL	0- 0	0- 0	0- 0				

RPI 1-25				Team's RPI: 30				RPI 51-100				RPI 101+			
RPI	S	Opponent	Score	RPI	S	Opponent	Score	RPI	S	Opponent	Score	RPI	S	Opponent	Score
29	H	Villanova	59 62	51	A	Harvard	58 72	108	N	Chattanooga	59 49				
36	A	Quinnipiac	60 46	51	H	Harvard	80 47	115	H	Delaware	78 60				
39	A	Rutgers	50 70	61	A	Penn	70 55	119	A	Dartmouth	79 67				
				61	H	Penn	60 40	119	H	Dartmouth	82 63				
				68	H	Georgia Tech	56 67	123	A	Seton Hall	85 83				
				76	H	George Washington	72 52	127	A	Yale	59 73				
								127	H	Yale	64 53				
								135	N	Saint Joseph's	63 54				
								172	A	Brown	77 62				
								172	H	Brown	79 44				
								185	A	Davidson	63 57				
								211	A	Columbia	74 46				
								211	H	Columbia	69 47				
								234	A	Lafayette	53 45				
								267	A	Cornell	72 40				
								267	H	Cornell	75 54				
								322	H	UMBC	77 40				
								328	A	Wagner	58 37				
LAST 12 Division I GAMES:															
127	H	Yale	64 53	61	H	Penn	60 40								
172	H	Brown	79 44	119	H	Dartmouth	82 63								
51	A	Harvard	58 72	51	H	Harvard	80 47								
119	A	Dartmouth	79 67	172	A	Brown	77 62								
211	A	Columbia	74 46	127	A	Yale	59 73								
267	A	Cornell	72 40	267	H	Cornell	75 54								

Non-Div I Games:

Princeton

Average RPI	Win:	180	WON-LOST	WINNING	LAST 10	STRENGTH OF	OPP. STRENGTH	TEAM	ADJ.	CONF.	ADJ CONF.
Average RPI	Loss:	98	RECORD	PCT. RANK	GAMES	SCHEDULE	OF SCHEDULE	RPI	RPI	RPI	RPI
DIV. I ONLY		10- 21	268	2- 8	138	71	217	217	6	6	
DIV. I NON-CONF.		7- 5	132	0- 0	265	145	184	184	6	6	

TOTALS	RPI 1-25		RPI 26-50		W-L RECORDS		RPI 51-100		RPI 101-999		RPI 201+
10- 21	0- 4		0- 5		OVERALL		3- 3		7- 9		4- 3
4- 10	0- 2		0- 2		HOME		1- 2		3- 4		3- 1
3- 10	0- 2		0- 3		AWAY		1- 1		2- 4		0- 2
3- 1	0- 0		0- 0		NEUTRAL		1- 0		2- 1		1- 0
7- 5	0- 0		0- 1		NON-CONFERENCE		1- 1		6- 3		3- 2
2- 3	0- 0		0- 0		HOME		0- 1		2- 2		2- 1
2- 2	0- 0		0- 1		AWAY		0- 0		2- 1		0- 1
3- 0	0- 0		0- 0		NEUTRAL		1- 0		2- 0		1- 0
3- 16	0- 4		0- 4		CONFERENCE		2- 2		1- 6		1- 1
2- 7	0- 2		0- 2		HOME		1- 1		1- 2		1- 0
1- 8	0- 2		0- 2		AWAY		1- 1		0- 3		0- 1
0- 1	0- 0		0- 0		NEUTRAL		0- 0		0- 1		0- 0

RPI	S	Opponent	Score	RPI	S	Opponent	Score	RPI	S	Opponent	Score	RPI	S	Opponent	Score	Team's RPI: 217
19	A	DePaul	47 81	29	A	Villanova	43 70	71	A	St. John's (NY)	49 44	123	A	Seton Hall	56 65	
19	H	DePaul	48 71	29	H	Villanova	55 63	71	H	St. John's (NY)	70 68	123	H	Seton Hall	56 65	
25	A	Marquette	61 94	36	A	Quinnipiac	36 62	84	N	Wright St.	74 69	127	A	Yale	55 51	
25	H	Marquette	60 77	48	A	Creighton	56 73	93	H	Penn St.	51 60	130	A	Butler	57 68	
				48	H	Creighton	84 87	98	A	Georgetown	48 74	130	H	Butler	48 69	
								98	H	Georgetown	43 75	130	N	Butler	67 73	
												138	A	Northeastern	98 95	
												172	H	Brown	59 64	
												200	N	Stetson	56 45	
												208	H	Boston College	63 55	
												211	H	Columbia	64 73	
												227	A	Xavier	59 68	
												227	H	Xavier	69 48	
												248	A	Sacred Heart	75 78	
												334	H	Rhode Island	65 41	
												340	N	Savannah St.	78 48	

LAST 12 Division I GAMES:																
130	N	Butler	67 73	19	A	DePaul	47 81	123	H	Seton Hall	56 65	227	A	Xavier	59 68	
98	A	Georgetown	48 74	25	A	Marquette	61 94	130	A	Butler	57 68					
29	A	Villanova	43 70	71	H	St. John's (NY)	70 68									
227	H	Xavier	69 48													
130	H	Butler	48 69													
48	H	Creighton	84 87													

Non-Div I Games:

Providence

Average RPI Win:	131	WON-LOST	WINNING	LAST 10	STRENGTH OF	OPP. STRENGTH	TEAM	ADJ.	CONF.	ADJ CONF.
Average RPI Loss:	57	RECORD	PCT. RANK	GAMES	SCHEDULE	OF SCHEDULE	RPI	RPI	RPI	RPI
DIV. I ONLY	18- 13	124	5- 5	20	61	62	62	3	3	
DIV. I NON-CONF.	9- 5	99	0- 0	17	133	55	55	4	4	

TOTALS	RPI 1-25	RPI 26-50	W-L RECORDS	RPI 51-100	RPI 101-999	RPI 201+				
18- 13	3- 1	2- 5	OVERALL	4- 5	9- 2	5- 0				
11- 5	0- 0	1- 2	HOME	4- 2	6- 1	3- 0				
6- 6	3- 1	1- 1	AWAY	0- 3	2- 1	2- 0				
1- 2	0- 0	0- 2	NEUTRAL	0- 0	1- 0	0- 0				
9- 5	1- 0	0- 2	NON-CONFERENCE	3- 1	5- 2	2- 0				
6- 2	0- 0	0- 1	HOME	3- 0	3- 1	1- 0				
2- 2	1- 0	0- 0	AWAY	0- 1	1- 1	1- 0				
1- 1	0- 0	0- 1	NEUTRAL	0- 0	1- 0	0- 0				
9- 8	2- 1	2- 3	CONFERENCE	1- 4	4- 0	3- 0				
5- 3	0- 0	1- 1	HOME	1- 2	3- 0	2- 0				
4- 4	2- 1	1- 1	AWAY	0- 2	1- 0	1- 0				
0- 1	0- 0	0- 1	NEUTRAL	0- 0	0- 0	0- 0				

RPI 1-25				RPI 26-50				RPI 51-100 Team's RPI: 62				RPI 101+			
RPI	S	Opponent	Score	RPI	S	Opponent	Score	RPI	S	Opponent	Score	RPI	S	Opponent	Score
6	A	Ohio St.	60 73	38	A	Michigan	81 79	54	A	Indiana	54 72	110	A	Utah	68 81
17	A	Maryland	75 65	39	A	Rutgers	50 58	54	H	Indiana	44 52	112	H	Ohio	71 77
21	A	Iowa	76 70	39	H	Rutgers	47 33	60	A	Nebraska	51 75	148	H	Eastern Wash.	65 40
24	A	Central Mich.	79 69	39	N	Rutgers	60 62	66	H	Michigan St.	68 82	156	N	Marist	61 47
				40	H	Minnesota	74 78	68	A	Georgia Tech	55 68	158	H	UT Martin	60 58
				44	H	Ball St.	60 66	75	H	Miami (OH)	75 66	176	H	Northwestern	63 60
				49	N	Southern California	46 58	80	H	Saint Mary's (CA)	70 60	203	H	Wisconsin	57 35
								91	H	Lamar University	79 64	242	A	Illinois	73 54
								93	H	Penn St.	88 73	242	H	Illinois	64 51
												257	A	Hawaii	79 67
												297	H	Valparaiso	95 49
LAST 12 Division I GAMES:															
				39	N	Rutgers	60 62	40	H	Minnesota	74 78				
				66	H	Michigan St.	68 82	242	A	Illinois	73 54				
				242	H	Illinois	64 51	38	A	Michigan	81 79				
				6	A	Ohio St.	60 73	93	H	Penn St.	88 73				
				17	A	Maryland	75 65	60	A	Nebraska	51 75				
				54	H	Indiana	44 52	176	H	Northwestern	63 60				

Non-Div I Games:

Purdue

Average RPI	Win: 223	WON-LOST	WINNING	LAST 10	STRENGTH OF	OPP. STRENGTH	TEAM	ADJ.	CONF.	ADJ CONF.
Average RPI	Loss: 29	RECORD	PCT. RANK	GAMES	SCHEDULE	OF SCHEDULE	RPI	RPI	RPI	RPI
DIV. I ONLY	27- 5	13	10- 0	118	223	36	36	28	28	
DIV. I NON-CONF.	6- 5	153	0- 0	5	16	18	18	25	25	
TOTALS	RPI 1-25	RPI 26-50	W-L RECORDS	RPI 51-100	RPI 101-999	RPI 201+				
27- 5	1- 3	2- 1	OVERALL	0- 1	24- 0	17- 0				
12- 1	0- 0	2- 1	HOME	0- 0	10- 0	8- 0				
12- 3	1- 2	0- 0	AWAY	0- 1	11- 0	7- 0				
3- 1	0- 1	0- 0	NEUTRAL	0- 0	3- 0	2- 0				
6- 5	1- 3	2- 1	NON-CONFERENCE	0- 1	3- 0	1- 0				
3- 1	0- 0	2- 1	HOME	0- 0	1- 0	1- 0				
3- 3	1- 2	0- 0	AWAY	0- 1	2- 0	0- 0				
0- 1	0- 1	0- 0	NEUTRAL	0- 0	0- 0	0- 0				
21- 0	0- 0	0- 0	CONFERENCE	0- 0	21- 0	16- 0				
9- 0	0- 0	0- 0	HOME	0- 0	9- 0	7- 0				
9- 0	0- 0	0- 0	AWAY	0- 0	9- 0	7- 0				
3- 0	0- 0	0- 0	NEUTRAL	0- 0	3- 0	2- 0				

RPI 1-25				RPI 26-50				RPI 51-100				RPI 101+			
RPI	S	Opponent	Score	RPI	S	Opponent	Score	RPI	S	Opponent	Score	RPI	S	Opponent	Score
6	A	Ohio St.	63 95	30	H	Princeton	46 60	66	A	Michigan St.	55 74	156	A	Marist	80 74
21	A	Iowa	67 83	33	H	Dayton	72 66					156	H	Marist	62 56
23	N	Missouri	51 66	37	H	Northern Colo.	60 49					156	N	Marist	67 58
24	A	Central Mich.	84 70									179	A	Hampton	64 58
												195	A	Richmond	81 65
												199	A	Siena	83 72
												199	H	Siena	68 54
												217	H	Providence	62 36
												233	A	Niagara	84 55
												233	H	Niagara	77 61
												250	A	Rider	80 59
												250	H	Rider	73 66
												250	N	Rider	82 62
												264	A	Manhattan	80 64
												273	A	Fairfield	58 39
												273	H	Fairfield	77 45
												284	A	Monmouth	76 55
												284	H	Monmouth	77 57
												284	N	Monmouth	83 44
												285	A	Canisius	84 55
												285	H	Canisius	64 39
												342	A	Iona	74 38
												342	H	Iona	90 47
												347	H	Saint Peter's	86 39
				LAST 12 Division I GAMES:											
				156	N	Marist	67 58					199	A	Siena	83 72
				250	N	Rider	82 62					285	H	Canisius	64 39
				284	N	Monmouth	83 44					342	H	Iona	90 47
				284	H	Monmouth	77 57					273	A	Fairfield	58 39
				250	A	Rider	80 59					233	A	Niagara	84 55
				156	A	Marist	80 74					285	A	Canisius	84 55

Non-Div I Games:

Qui nni pi ac

Average RPI Win:	265	WON-LOST	WINNING	LAST 10	STRENGTH OF	OPP. STRENGTH	TEAM	ADJ.	CONF.	ADJ CONF.
Average RPI Loss:	156	RECORD	PCT. RANK	GAMES	SCHEDULE	OF SCHEDULE	RPI	RPI	RPI	RPI
DIV. I ONLY	21- 7	45	10- 0	334	264	137	137	27	27	
DIV. I NON-CONF.	6- 4	122	0- 0	337	84	212	212	28	28	

TOTALS	RPI 1-25	RPI 26-50	W-L RECORDS	RPI 51-100	RPI 101-999	RPI 201+				
21- 7	0- 0	0- 0	OVERALL	1- 3	20- 4	18- 3				
11- 1	0- 0	0- 0	HOME	1- 0	10- 1	9- 1				
8- 5	0- 0	0- 0	AWAY	0- 0	8- 2	7- 2				
2- 1	0- 0	0- 0	NEUTRAL	0- 1	2- 0	2- 0				
6- 4	0- 0	0- 0	NON-CONFERENCE	0- 2	6- 2	6- 1				
3- 0	0- 0	0- 0	HOME	0- 0	3- 0	3- 0				
1- 3	0- 0	0- 0	AWAY	0- 1	1- 2	1- 1				
2- 1	0- 0	0- 0	NEUTRAL	0- 1	2- 0	2- 0				
15- 3	0- 0	0- 0	CONFERENCE	1- 1	14- 2	12- 2				
8- 1	0- 0	0- 0	HOME	1- 0	7- 1	6- 1				
7- 2	0- 0	0- 0	AWAY	0- 1	7- 1	6- 1				
0- 0	0- 0	0- 0	NEUTRAL	0- 0	0- 0	0- 0				

RPI 1-25				RPI 26-50				RPI 51-100				RPI 101+				Team's RPI: 137
RPI	S	Opponent	Score	RPI	S	Opponent	Score	RPI	S	Opponent	Score	RPI	S	Opponent	Score	
								64	N	West Virginia	55 75	116	A	North Carolina	46 79	
								67	A	Virginia Tech	42 68	194	A	High Point	63 48	
								87	A	Liberty	56 61	194	H	High Point	50 47	
								87	H	Liberty	52 45	218	H	UNCG	56 53	
												226	A	UNC Asheville	64 48	
												226	H	UNC Asheville	56 67	
												228	A	Gardner-Webb	53 69	
												228	H	Gardner-Webb	66 46	
												245	A	Presbyterian	64 40	
												245	H	Presbyterian	93 55	
												253	N	Abilene Christian	71 65	
												256	A	Campbell	51 50	
												256	H	Campbell	56 36	
												263	H	Appalachian St.	61 40	
												279	N	Towson	69 66	
												282	H	VCU	79 62	
												307	A	Western Caro.	27 39	
												313	A	Tennessee Tech	60 41	
												324	A	Charleston So.	61 56	
												324	H	Charleston So.	74 57	
												343	A	Longwood	52 33	
												343	H	Longwood	81 39	
												344	A	Winthrop	70 30	
												344	H	Winthrop	78 52	
LAST 12 Division I GAMES:																
				256	H	Campbell	56 36	324	H	Charleston So.	74 57					
				194	A	High Point	63 48	226	A	UNC Asheville	64 48					
				245	A	Presbyterian	64 40	228	H	Gardner-Webb	66 46					
				343	H	Longwood	81 39	256	A	Campbell	51 50					
				344	A	Winthrop	70 30	87	A	Liberty	56 61					
				87	H	Liberty	52 45	194	H	High Point	50 47					

Non-Div I Games: UVa-Wise 75 43

Radford

■ Loss,
 ■ Non-Conf,
 ■ S Site,
 ■ Home
 ■ Away
 N Neutral

Average RPI Win:	289	WON-LOST	WINNING	LAST 10	STRENGTH OF	OPP. STRENGTH	TEAM	ADJ.	CONF.	ADJ CONF.
Average RPI Loss:	159	RECORD	PCT. RANK	GAMES	SCHEDULE	OF SCHEDULE	RPI	RPI	RPI	RPI
DIV. I ONLY	3- 26	337	0- 10	213	176	334	334	13	13	
DIV. I NON-CONF.	2- 10	300	0- 0	223	258	318	318	10	10	

TOTALS	RPI 1-25	RPI 26-50	W-L RECORDS	RPI 51-100	RPI 101-999	RPI 201+				
3- 26	0- 0	0- 2	OVERALL	0- 6	3- 18	3- 8				
3- 9	0- 0	0- 1	HOME	0- 0	3- 8	3- 4				
0- 16	0- 0	0- 1	AWAY	0- 6	0- 9	0- 3				
0- 1	0- 0	0- 0	NEUTRAL	0- 0	0- 1	0- 1				
2- 10	0- 0	0- 1	NON-CONFERENCE	0- 2	2- 7	2- 3				
2- 2	0- 0	0- 1	HOME	0- 0	2- 1	2- 1				
0- 7	0- 0	0- 0	AWAY	0- 2	0- 5	0- 1				
0- 1	0- 0	0- 0	NEUTRAL	0- 0	0- 1	0- 1				
1- 16	0- 0	0- 1	CONFERENCE	0- 4	1- 11	1- 5				
1- 7	0- 0	0- 0	HOME	0- 0	1- 7	1- 3				
0- 9	0- 0	0- 1	AWAY	0- 4	0- 4	0- 2				
0- 0	0- 0	0- 0	NEUTRAL	0- 0	0- 0	0- 0				

Rhode Island

Rhode Island

RPI 1-25				RPI 26-50				RPI 51-100				RPI 101+				Team's RPI: 334
RPI	S	Opponent	Score	RPI	S	Opponent	Score	RPI	S	Opponent	Score	RPI	S	Opponent	Score	
33	A	Dayton	58 116	33	A	Dayton	58 116	61	A	Penn	66 84	109	H	George Mason	53 92	
40	H	Minnesota	60 82	40	H	Minnesota	60 82	66	A	Michigan St.	38 82	119	A	Dartmouth	54 70	
								72	A	Duquesne	71 80	121	H	Saint Louis	66 70	
								76	A	George Washington	52 65	135	A	Saint Joseph's	46 64	
								83	A	Fordham	53 75	156	A	Marist	42 64	
								83	A	Fordham	64 76	159	A	Samford	37 67	
												162	A	Jacksonville St.	53 63	
												185	A	Davidson	67 77	
												185	H	Davidson	67 79	
												195	H	Richmond	53 74	
												217	A	Providence	41 65	
												240	H	Holy Cross	63 69	
												246	H	La Salle	72 63	
												258	A	St. Bonaventure	70 81	
												258	H	St. Bonaventure	72 77	
												273	H	Fairfield	62 47	
												275	A	Massachusetts	50 87	
												275	H	Massachusetts	59 61	
												282	H	VCU	49 61	
												295	N	Bryant	52 58	
												348	H	UMass Lowell	81 64	
LAST 12 Division I GAMES:																
83	A	Fordham	53 75	83	A	Fordham	64 76	83	A	Fordham	64 76					
275	A	Massachusetts	50 87	185	H	Davidson	67 79	185	H	Davidson	67 79					
258	H	St. Bonaventure	72 77	275	H	Massachusetts	59 61	275	H	Massachusetts	59 61					
72	A	Duquesne	71 80	76	A	George Washington	52 65	76	A	George Washington	52 65					
121	H	Saint Louis	66 70	246	H	La Salle	72 63	246	H	La Salle	72 63					
135	A	Saint Joseph's	46 64	258	A	St. Bonaventure	70 81	258	A	St. Bonaventure	70 81					

Non-Div I Games: Southern Conn. St. 57 62

Rhode Island

Average RPI Win:	238	WON-LOST	WINNING	LAST 10	STRENGTH OF	OPP. STRENGTH	TEAM	ADJ.	CONF.	ADJ CONF.
Average RPI Loss:	149	RECORD	PCT. RANK	GAMES	SCHEDULE	OF SCHEDULE	RPI	RPI	RPI	RPI
DIV. I ONLY	21- 8	57	5- 5	304	196	102	102	18	18	
DIV. I NON-CONF.	10- 2	32	0- 0	333	235	112	112	20	20	

TOTALS	RPI 1-25	RPI 26-50	W-L RECORDS	RPI 51-100	RPI 101-999	RPI 201+				
21- 8	0- 1	0- 0	OVERALL	2- 1	19- 6	17- 2				
12- 1	0- 0	0- 0	HOME	2- 0	10- 1	9- 0				
8- 7	0- 1	0- 0	AWAY	0- 1	8- 5	7- 2				
1- 0	0- 0	0- 0	NEUTRAL	0- 0	1- 0	1- 0				
10- 2	0- 1	0- 0	NON-CONFERENCE	1- 0	9- 1	9- 0				
5- 0	0- 0	0- 0	HOME	1- 0	4- 0	4- 0				
5- 2	0- 1	0- 0	AWAY	0- 0	5- 1	5- 0				
0- 0	0- 0	0- 0	NEUTRAL	0- 0	0- 0	0- 0				
11- 6	0- 0	0- 0	CONFERENCE	1- 1	10- 5	8- 2				
7- 1	0- 0	0- 0	HOME	1- 0	6- 1	5- 0				
3- 5	0- 0	0- 0	AWAY	0- 1	3- 4	2- 2				
1- 0	0- 0	0- 0	NEUTRAL	0- 0	1- 0	1- 0				

RPI 1-25				RPI 26-50				RPI 51-100				RPI 101+				Team's RPI: 102
RPI	S	Opponent	Score	RPI	S	Opponent	Score	RPI	S	Opponent	Score	RPI	S	Opponent	Score	
15	A	Texas A&M	76 82					56	H	Western Ky.	73 58	104	A	Middle Tenn.	41 51	
								78	A	UAB	63 70	126	A	Louisiana Tech	55 75	
								95	H	Little Rock	58 51	126	H	Louisiana Tech	62 70	
												167	A	Charlotte	62 55	
												170	H	UTEP	56 42	
												183	A	Kansas	65 73	
												210	H	Southern Miss.	62 56	
												211	H	Columbia	67 44	
												212	A	North Texas	50 49	
												212	H	North Texas	47 45	
												223	A	A&M-Corpus Christi	67 56	
												236	A	Prairie View	88 68	
												241	A	Fla. Atlantic	67 53	
												247	A	Grand Canyon	69 59	
												259	A	UTSA	58 62	
												259	H	UTSA	83 52	
												280	H	Old Dominion	53 45	
												280	N	Old Dominion	70 48	
												299	A	FIU	58 68	
												305	A	Northern Ariz.	88 83	
												309	H	Houston Baptist	67 45	
												310	H	Marshall	87 44	
												312	H	Incarnate Word	60 43	
												335	A	Sam Houston St.	79 50	
												338	H	La.-Monroe	63 47	
LAST 12 Division I GAMES:																
280	N	Old Dominion	70 48	78	A	UAB	63 70	56	H	Western Ky.	73 58	126	A	Louisiana Tech	55 75	
212	H	North Texas	47 45	56	H	Western Ky.	73 58	210	H	Southern Miss.	62 56	280	H	Old Dominion	53 45	
126	H	Louisiana Tech	62 70	126	A	Louisiana Tech	55 75	170	H	UTEP	56 42					
259	A	UTSA	58 62													
310	H	Marshall	87 44													
104	A	Middle Tenn.	41 51													

Non-Div I Games:

Rice

R
i
c
h
m
o
n
d

Ri chmond				Through Games Of March 7, 2018							
Average RPI	Win:	249	WON-LOST	WINNING	LAST 10	STRENGTH OF	OPP. STRENGTH	TEAM	ADJ.	CONF.	ADJ CONF.
Average RPI	Loss:	118	RECORD	PCT. RANK	GAMES	SCHEDULE	OF SCHEDULE	RPI	RPI	RPI	RPI
DIV. I ONLY		14- 17	208	7- 3		190	157	195	195	13	13
DIV. I NON-CONF.		5- 8	220	0- 0		162	222	202	202	10	10

TOTALS		RPI 1-25	RPI 26-50		W-L RECORDS		RPI 51-100		RPI 101-999		RPI 201+
14- 17		0- 0	0- 3		OVERALL		1- 4		13- 10		11- 1
3- 10		0- 0	0- 2		HOME		0- 3		3- 5		2- 1
10- 3		0- 0	0- 0		AWAY		1- 0		9- 0		8- 0
1- 4		0- 0	0- 1		NEUTRAL		0- 1		1- 2		1- 0
5- 8		0- 0	0- 1		NON-CONFERENCE		0- 2		5- 5		4- 0
0- 4		0- 0	0- 1		HOME		0- 1		0- 2		0- 0
4- 1		0- 0	0- 0		AWAY		0- 0		4- 1		3- 0
1- 3		0- 0	0- 0		NEUTRAL		0- 1		1- 2		1- 0
9- 9		0- 0	0- 2		CONFERENCE		1- 2		8- 5		7- 1
3- 6		0- 0	0- 1		HOME		0- 2		3- 3		2- 1
6- 2		0- 0	0- 0		AWAY		1- 0		5- 2		5- 0
0- 1		0- 0	0- 1		NEUTRAL		0- 0		0- 0		0- 0

R
i
c
h
m
o
n
d

RPI 1-25				RPI 26-50				RPI 51-100				RPI 101+ Team's RPI: 195			
RPI	S	Opponent	Score	RPI	S	Opponent	Score	RPI	S	Opponent	Score	RPI	S	Opponent	Score
				33	H	Dayton	59 66	72	H	Duquesne	70 78	105	H	Wake Forest	81 85
				33	N	Dayton	58 67	76	A	George Washington	49 36	109	A	George Mason	56 77
				36	H	Quinnipiac	65 81	77	H	Navy	56 76	121	H	Saint Louis	61 79
								83	H	Fordham	38 43	122	N	Bethune-Cookman	50 63
								84	N	Wright St.	69 85	135	A	Saint Joseph's	72 81
												154	H	William & Mary	64 78
												177	N	Florida	80 87
												185	H	Davidson	65 68
												185	H	Davidson	62 53
												192	A	East Carolina	65 64
												200	A	Stetson	67 72
												211	A	Columbia	85 79
												246	A	La Salle	60 57
												246	H	La Salle	77 51
												258	A	St. Bonaventure	79 57
												273	A	Fairfield	72 67
												275	A	Massachusetts	51 39
												275	H	Massachusetts	49 58
												280	A	Old Dominion	54 45
												282	A	VCU	77 68
												282	H	VCU	59 54
												334	A	Rhode Island	74 53
												340	N	Savannah St.	100 63

LAST 12 Division I GAMES:															
				33	N	Dayton	58 67	246	A	La Salle	60 57				
				185	H	Davidson	62 53	72	H	Duquesne	70 78				
				76	A	George Washington	49 36	275	A	Massachusetts	51 39				
				275	H	Massachusetts	49 58	282	A	VCU	77 68				
				282	H	VCU	59 54	33	H	Dayton	59 66				
				258	A	St. Bonaventure	79 57	83	H	Fordham	38 43				

Non-Div I Games:

Ri chmond

R
i
d
e
rR
i
d
e
r

Non-Div I Games:

Average RPI Win:	263	WON-LOST	WINNING	LAST 10	STRENGTH OF	OPP. STRENGTH	TEAM	ADJ.	CONF.	ADJ CONF.
Average RPI Loss:	156	RECORD	PCT. RANK	GAMES	SCHEDULE	OF SCHEDULE	RPI	RPI	RPI	RPI
DIV. I ONLY	23- 6	29	8- 2	335	268	133	133	29	29	
DIV. I NON-CONF.	6- 4	122	0- 0	313	98	209	209	29	29	

TOTALS	RPI 1-25	RPI 26-50	W-L RECORDS	RPI 51-100	RPI 101-999	RPI 201+				
23- 6	0- 0	0- 0	OVERALL	0- 1	23- 5	20- 2				
13- 2	0- 0	0- 0	HOME	0- 0	13- 2	11- 1				
10- 3	0- 0	0- 0	AWAY	0- 1	10- 2	9- 1				
0- 1	0- 0	0- 0	NEUTRAL	0- 0	0- 1	0- 0				
6- 4	0- 0	0- 0	NON-CONFERENCE	0- 1	6- 3	4- 1				
3- 2	0- 0	0- 0	HOME	0- 0	3- 2	2- 1				
3- 1	0- 0	0- 0	AWAY	0- 1	3- 0	2- 0				
0- 1	0- 0	0- 0	NEUTRAL	0- 0	0- 1	0- 0				
17- 2	0- 0	0- 0	CONFERENCE	0- 0	17- 2	16- 1				
10- 0	0- 0	0- 0	HOME	0- 0	10- 0	9- 0				
7- 2	0- 0	0- 0	AWAY	0- 0	7- 2	7- 1				
0- 0	0- 0	0- 0	NEUTRAL	0- 0	0- 0	0- 0				

RPI 1-25				RPI 26-50				RPI 51-100				RPI 101+ Team's RPI: 133					
RPI	S	Opponent	Score	RPI	S	Opponent	Score	RPI	S	Opponent	Score	RPI	S	Opponent	Score		
								66	A	Michigan St.	58	100	113	A	Saint Francis (PA)	47	68
												113	H	Saint Francis (PA)	63	62	
												129	N	San Francisco	45	57	
												139	A	Cal Poly	66	50	
												140	H	Youngstown St.	84	52	
												149	H	Kent St.	31	46	
												207	H	Bowling Green	62	64	
												234	H	Lafayette	63	42	
												248	A	Sacred Heart	91	57	
												248	H	Sacred Heart	60	49	
												254	A	Northern Ky.	59	50	
												265	A	LIU Brooklyn	55	44	
												265	H	LIU Brooklyn	60	53	
												274	A	St. Francis Brooklyn	47	49	
												274	H	St. Francis Brooklyn	59	36	
												281	A	Fairleigh Dickinson	77	68	
												281	H	Fairleigh Dickinson	62	49	
												284	H	Monmouth	56	38	
												288	A	Central Conn. St.	67	51	
												288	H	Central Conn. St.	60	54	
												288	H	Central Conn. St.	66	47	
												292	A	Mt. St. Mary's	77	68	
												292	H	Mt. St. Mary's	66	54	
												295	A	Bryant	67	61	
												295	H	Bryant	72	49	
												328	A	Wagner	58	52	
												328	H	Wagner	49	46	
												333	A	Delaware St.	65	42	
LAST 12 Division I GAMES:																	
				288	H	Central Conn. St.	60	54	281	H	Fairleigh Dickinson	62	49				
				292	H	Mt. St. Mary's	66	54	274	A	St. Francis Brooklyn	47	49				
				328	H	Wagner	49	46	265	A	LIU Brooklyn	55	44				
				288	A	Central Conn. St.	67	51	113	A	Saint Francis (PA)	47	68				
				295	A	Bryant	67	61	288	H	Central Conn. St.	66	47				
				248	H	Sacred Heart	60	49	295	H	Bryant	72	49				

Non-Div I Games: Clarion 67 60

Robert Morris

■ Loss,
 ■ Non-Conf, S Site,
 ■ Home
 ■ Away
 N Neutral

Average RPI Win: 109

Average RPI Loss: 53

WON-LOST
RECORDWINNING
PCT. RANKLAST 10
GAMESSTRENGTH OF
SCHEDULEOPP. STRENGTH
OF SCHEDULETEAM
RPIADJ.
RPICONF.
RPIADJ CONF.
RPIDIV. I ONLY
DIV. I NON-CONF.20- 12
12- 2100
213- 7
0- 016
399
2039
1539
153
43
4

TOTALS

RPI 1-25

RPI 26-50

W-L RECORDS

RPI 51-100

RPI 101-999

RPI 201+

20- 12

1- 6

4- 0

OVERALL

7- 4

8- 2

3- 0

13- 3

1- 2

4- 0

HOME

3- 1

5- 0

2- 0

5- 6

0- 2

0- 0

AWAY

2- 3

3- 1

1- 0

2- 3

0- 2

0- 0

NEUTRAL

2- 0

0- 1

0- 0

12- 2

1- 1

2- 0

NON-CONFERENCE

3- 0

6- 1

1- 0

8- 0

1- 0

2- 0

HOME

1- 0

4- 0

1- 0

3- 0

0- 0

0- 0

AWAY

1- 0

2- 0

0- 0

1- 2

0- 1

0- 0

NEUTRAL

1- 0

0- 1

0- 0

8- 10

0- 5

2- 0

CONFERENCE

4- 4

2- 1

2- 0

5- 3

0- 2

2- 0

HOME

2- 1

1- 0

1- 0

2- 6

0- 2

0- 0

AWAY

1- 3

1- 1

1- 0

1- 1

0- 1

0- 0

NEUTRAL

1- 0

0- 0

0- 0

RPI 1-25

RPI 26-50

Team's RPI: 39

RPI 51-100

RPI 101+

RPI	S	Opponent	Score
6	A	Ohio St.	68 90
6	N	Ohio St.	57 82
11	N	South Carolina	68 78
16	H	NC State	57 53
17	A	Maryland	60 88
17	H	Maryland	54 72
21	H	Iowa	67 77

RPI	S	Opponent	Score
30	H	Princeton	70 50
31	H	Virginia	52 43
38	H	Michigan	63 56
40	H	Minnesota	80 70

RPI	S	Opponent	Score
54	A	Indiana	58 64
60	H	Nebraska	42 52
62	A	Purdue	33 47
62	H	Purdue	58 50
62	N	Purdue	62 60
63	A	James Madison	76 63
66	A	Michigan St.	61 58
79	H	Houston	75 57
93	A	Penn St.	67 70
93	H	Penn St.	70 65
96	N	Western Mich.	75 64

RPI	S	Opponent	Score
105	H	Wake Forest	65 51
111	N	Washington St.	60 63
123	H	Seton Hall	70 45
167	A	Charlotte	77 54
176	A	Northwestern	50 63
184	A	Temple	84 67
199	H	Siena	59 47
203	A	Wisconsin	63 50
242	H	Illinois	76 37
281	H	Fairleigh Dickinson	101 35

LAST 12 Division I GAMES:

6	N	Ohio St.	57 82	6	A	Ohio St.	68 90
62	N	Purdue	62 60	38	H	Michigan	63 56
176	A	Northwestern	50 63	17	A	Maryland	60 88
21	H	Iowa	67 77	54	A	Indiana	58 64
203	A	Wisconsin	63 50	60	H	Nebraska	42 52
17	H	Maryland	54 72	93	A	Penn St.	67 70

Non-Div I Games:

Rutgers

Loss,
Non-Conf,
S Site,
H Home
A Away
N Neutral

Average RPI Win:	264	WON-LOST	WINNING	LAST 10	STRENGTH OF	OPP. STRENGTH	TEAM	ADJ.	CONF.	ADJ CONF.
Average RPI Loss:	143	RECORD	PCT. RANK	GAMES	SCHEDULE	OF SCHEDULE	RPI	RPI	RPI	RPI
DIV. I ONLY	20- 5	25	8- 2	333	280	117	117	26	26	
DIV. I NON-CONF.	4- 3	143	0- 0	290	270	173	173	26	26	

TOTALS	RPI 1-25	RPI 26-50	W-L RECORDS	RPI 51-100	RPI 101-999	RPI 201+				
20- 5	0- 0	0- 0	OVERALL	1- 3	19- 2	17- 2				
10- 1	0- 0	0- 0	HOME	1- 1	9- 0	8- 0				
8- 4	0- 0	0- 0	AWAY	0- 2	8- 2	7- 2				
2- 0	0- 0	0- 0	NEUTRAL	0- 0	2- 0	2- 0				
4- 3	0- 0	0- 0	NON-CONFERENCE	1- 1	3- 2	3- 2				
2- 0	0- 0	0- 0	HOME	1- 0	1- 0	1- 0				
0- 3	0- 0	0- 0	AWAY	0- 1	0- 2	0- 2				
2- 0	0- 0	0- 0	NEUTRAL	0- 0	2- 0	2- 0				
16- 2	0- 0	0- 0	CONFERENCE	0- 2	16- 0	14- 0				
8- 1	0- 0	0- 0	HOME	0- 1	8- 0	7- 0				
8- 1	0- 0	0- 0	AWAY	0- 1	8- 0	7- 0				
0- 0	0- 0	0- 0	NEUTRAL	0- 0	0- 0	0- 0				

S

F

A

RPI 1-25				RPI 26-50				RPI 51-100				RPI 101+				Team's RPI: 117
RPI	S	Opponent	Score	RPI	S	Opponent	Score	RPI	S	Opponent	Score	RPI	S	Opponent	Score	
								59	H	South Dakota	77 55	128	A	Central Ark.	55 50	
								90	A	Kansas St.	49 74	128	H	Central Ark.	59 46	
								91	A	Lamar University	65 79	209	A	Montana St.	54 59	
								91	H	Lamar University	58 75	222	A	New Orleans	74 67	
												223	H	A&M-Corpus Christi	59 58	
												229	A	Nicholls St.	86 73	
												235	A	Montana	52 60	
												253	A	Abilene Christian	78 52	
												253	H	Abilene Christian	66 55	
												276	H	McNeese	73 58	
												291	N	Alcorn	83 79	
												298	H	Southeastern La.	79 67	
												309	A	Houston Baptist	76 54	
												312	A	Incarnate Word	75 50	
												312	H	Incarnate Word	60 49	
												314	N	Alabama St.	77 50	
												321	H	Coppin St.	72 59	
												335	A	Sam Houston St.	72 49	
												335	H	Sam Houston St.	75 53	
												336	A	Northwestern St.	70 62	
												336	H	Northwestern St.	83 48	

LAST 12 Division I GAMES:																
335	A	Sam Houston St.	72 49	336	H	Northwestern St.	83 48									
253	A	Abilene Christian	78 52	276	H	McNeese	73 58									
91	H	Lamar University	58 75	91	A	Lamar University	65 79									
128	A	Central Ark.	55 50	309	A	Houston Baptist	76 54									
312	A	Incarnate Word	75 50	335	H	Sam Houston St.	75 53									
223	H	A&M-Corpus Christi	59 58	128	H	Central Ark.	59 46									

S

F

A

Non-Div I Games: Howard Payne 105 35 Central Baptist 97 34 Tex. A&M-Commerce 83 61 Cent. Christian (KS) 105 32 SFA

S
I
U
E

SIUE			Through Games Of March 7, 2018								
Average RPI	Win:	253	WON-LOST	WINNING	LAST 10	STRENGTH OF	OPP. STRENGTH	TEAM	ADJ.	CONF.	ADJ CONF.
Average RPI	Loss:	141	RECORD	PCT. RANK	GAMES	SCHEDULE	OF SCHEDULE	RPI	RPI	RPI	RPI
DIV. I ONLY			17- 14	147	6- 4	189	255	163	163	25	25
DIV. I NON-CONF.			3- 8	268	0- 0	78	101	217	217	27	27

TOTALS		RPI 1-25		RPI 26-50		W-L RECORDS		RPI 51-100		RPI 101-999	RPI 201+
17- 14		0- 2		0- 0		OVERALL		0- 4		17- 8	12- 4
10- 4		0- 1		0- 0		HOME		0- 1		10- 2	7- 0
6- 8		0- 1		0- 0		AWAY		0- 3		6- 4	4- 3
1- 2		0- 0		0- 0		NEUTRAL		0- 0		1- 2	1- 1
3- 8		0- 2		0- 0		NON-CONFERENCE		0- 2		3- 4	1- 2
2- 3		0- 1		0- 0		HOME		0- 0		2- 2	1- 0
1- 4		0- 1		0- 0		AWAY		0- 2		1- 1	0- 1
0- 1		0- 0		0- 0		NEUTRAL		0- 0		0- 1	0- 1
14- 6		0- 0		0- 0		CONFERENCE		0- 2		14- 4	11- 2
8- 1		0- 0		0- 0		HOME		0- 1		8- 0	6- 0
5- 4		0- 0		0- 0		AWAY		0- 1		5- 3	4- 2
1- 1		0- 0		0- 0		NEUTRAL		0- 0		1- 1	1- 0

S
I
U
E

RPI 1-25				RPI 26-50				RPI 51-100				RPI 101+ Team's RPI: 163			
RPI	S	Opponent	Score	RPI	S	Opponent	Score	RPI	S	Opponent	Score	RPI	S	Opponent	Score
23	A	Missouri	48 78					52	A	FGCU	49 66	121	H	Saint Louis	79 72
24	H	Central Mich.	56 94					57	A	Bel mont	64 86	147	H	Northern Ill.	75 86
								57	H	Bel mont	55 72	158	A	UT Martin	64 72
								60	A	Nebraska	53 62	158	H	UT Martin	73 70
												158	N	UT Martin	67 69
												162	H	Jacksonville St.	65 41
												173	A	Southern Ill.	57 53
												190	A	Morehead St.	66 51
												200	H	Stetson	61 65
												225	N	Akron	58 59
												231	A	Southeast Mo. St.	62 72
												231	H	Southeast Mo. St.	65 57
												243	A	Illinois St.	47 62
												249	A	Austin Peay	61 38
												249	H	Austin Peay	67 55
												249	N	Austin Peay	76 43
												290	H	Air Force	76 40
												294	A	Murray St.	75 70
												294	H	Murray St.	77 68
												313	H	Tennessee Tech	65 58
												316	A	Eastern Ky.	62 60
												330	A	Tennessee St.	88 76
												330	H	Tennessee St.	74 63
												345	A	Eastern Ill.	72 76
												345	H	Eastern Ill.	62 52
LAST 12 Division I GAMES:															
				158	N	UT Martin	67 69					294	H	Murray St.	77 68
				249	N	Austin Peay	76 43					345	H	Eastern Ill.	62 52
				345	A	Eastern Ill.	72 76					162	H	Jacksonville St.	65 41
				249	H	Austin Peay	67 55					313	H	Tennessee Tech	65 58
				231	A	Southeast Mo. St.	62 72					57	A	Bel mont	64 86
				158	A	UT Martin	64 72					330	A	Tennessee St.	88 76

Non-Div I Games:

SIUE

SMU				Through Games Of March 7, 2018																
Average RPI Win:		210	WON-LOST		WINNING		LAST 10		STRENGTH OF		OPP. STRENGTH		TEAM		ADJ.		CONF.		ADJ CONF.	
Average RPI Loss:		106	RECORD		PCT. RANK		GAMES		SCHEDULE		OF SCHEDULE		RPI		RPI		RPI		RPI	
DIV. I ONLY			10- 20		257		3- 7		94		91		214		214		7		7	
DIV. I NON-CONF.			6- 7		184		0- 0		115		179		161		161		7		7	
TOTALS		RPI 1-25		RPI 26-50		W-L RECORDS		RPI 51-100		RPI 101-999		RPI 201+								
10- 20		0- 3		0- 3		OVERALL		0- 4		10- 10		5- 1								
8- 6		0- 1		0- 1		HOME		0- 2		8- 2		4- 0								
1- 13		0- 2		0- 2		AWAY		0- 2		1- 7		0- 1								
1- 1		0- 0		0- 0		NEUTRAL		0- 0		1- 1		1- 0								
6- 7		0- 1		0- 1		NON-CONFERENCE		0- 2		6- 3		5- 1								
5- 1		0- 0		0- 0		HOME		0- 1		5- 0		4- 0								
0- 6		0- 1		0- 1		AWAY		0- 1		0- 3		0- 1								
1- 0		0- 0		0- 0		NEUTRAL		0- 0		1- 0		1- 0								
4- 13		0- 2		0- 2		CONFERENCE		0- 2		4- 7		0- 0								
3- 5		0- 1		0- 1		HOME		0- 1		3- 2		0- 0								
1- 7		0- 1		0- 1		AWAY		0- 1		1- 4		0- 0								
0- 1		0- 0		0- 0		NEUTRAL		0- 0		0- 1		0- 0								

RPI 1-25				RPI 26-50				RPI 51-100				RPI 101+ Team's RPI: 214			
RPI	S	Opponent	Score	RPI	S	Opponent	Score	RPI	S	Opponent	Score	RPI	S	Opponent	Score
1	H	UConn	36 80	34	A	Oklahoma	75 87	69	H	TCU	58 64	103	H	Cincinnati	40 58
14	A	South Fla.	54 64	46	A	UCF	43 58	79	A	Houston	56 60	125	A	Tulane	46 52
15	A	Texas A&M	57 79	46	H	UCF	42 60	79	H	Houston	75 85	141	H	Loyola Marymount	63 60
								94	A	Alabama	44 59	151	A	Wichita St.	43 66
												151	H	Wichita St.	45 52
												166	A	UT Arlington	55 58
												171	A	Nevada	72 80
												184	A	Temple	52 55
												184	H	Temple	60 56
												191	A	Memphis	53 35
												192	A	East Carolina	47 76
												192	H	East Carolina	65 51
												192	N	East Carolina	74 85
												197	H	Tulsa	74 70
												202	H	CSU Bakersfield	41 29
												212	A	North Texas	40 47
												229	H	Nicholls St.	68 61
												232	N	UC Riverside	73 51
												253	H	Abilene Christian	65 44
												276	H	McNeese	65 59
LAST 12 Division I GAMES:															
192	N	East Carolina	74 85	197	H	Tulsa	74 70								
125	A	Tulane	46 52	192	A	East Carolina	47 76								
1	H	UConn	36 80	184	H	Temple	60 56								
151	H	Wichita St.	45 52	79	A	Houston	56 60								
14	A	South Fla.	54 64	103	H	Cincinnati	40 58								
191	A	Memphis	53 35	46	A	UCF	43 58								

Non-Div I Games:

SMU

Average RPI Win:	225	WON-LOST	WINNING	LAST 10	STRENGTH OF	OPP. STRENGTH	TEAM	ADJ.	CONF.	ADJ CONF.
Average RPI Loss:	141	RECORD	PCT. RANK	GAMES	SCHEDULE	OF SCHEDULE	RPI	RPI	RPI	RPI
DIV. I ONLY	6- 23	316	4- 6	112	182	272	272	19	19	
DIV. I NON-CONF.	1- 9	318	0- 0	68	59	247	247	13	13	

TOTALS	RPI 1-25	RPI 26-50	W-L RECORDS	RPI 51-100	RPI 101-999	RPI 201+				
6- 23	0- 0	0- 2	OVERALL	0- 4	6- 17	4- 4				
4- 5	0- 0	0- 0	HOME	0- 0	4- 5	3- 1				
1- 15	0- 0	0- 1	AWAY	0- 4	1- 10	0- 2				
1- 3	0- 0	0- 1	NEUTRAL	0- 0	1- 2	1- 1				
1- 9	0- 0	0- 1	NON-CONFERENCE	0- 4	1- 4	1- 0				
0- 0	0- 0	0- 0	HOME	0- 0	0- 0	0- 0				
0- 7	0- 0	0- 0	AWAY	0- 4	0- 3	0- 0				
1- 2	0- 0	0- 1	NEUTRAL	0- 0	1- 1	1- 0				
5- 14	0- 0	0- 1	CONFERENCE	0- 0	5- 13	3- 4				
4- 5	0- 0	0- 0	HOME	0- 0	4- 5	3- 1				
1- 8	0- 0	0- 1	AWAY	0- 0	1- 7	0- 2				
0- 1	0- 0	0- 0	NEUTRAL	0- 0	0- 1	0- 1				

RPI	S	Opponent	Score	RPI	S	Opponent	Score	RPI	S	Opponent	Score	RPI	S	Opponent	Score	Team's RPI: 272
37	A	Northern Colo.	68 90	53	A	Arizona St.	58 106	118	A	Portland St.	73 74					
50	N	Miami (FL)	56 82	64	A	West Virginia	47 101	118	H	Portland St.	72 81					
				65	A	UC Davis	72 79	129	A	San Francisco	76 90					
				86	A	Kentucky	70 101	144	A	Idaho St.	71 83					
								144	H	Idaho St.	71 85					
								146	A	Idaho	66 101					
								146	H	Idaho	79 64					
								147	N	Northern Ill.	75 84					
								148	A	Eastern Wash.	76 83					
								148	H	Eastern Wash.	72 83					
								150	A	Weber St.	73 86					
								150	H	Weber St.	56 78					
								171	A	Nevada	68 95					
								190	A	Morehead St.	71 75					
								201	A	North Dakota	72 66					
								209	A	Montana St.	50 85					
								209	H	Montana St.	88 77					
								232	N	UC Riverside	99 72					
								235	A	Montana	59 68					
								235	H	Montana	79 64					
								235	N	Montana	80 87					
								305	H	Northern Ariz.	90 95					
								329	H	Southern Utah	79 77					
LAST 12 Division I GAMES:																
235	N	Montana	80 87	144	A	Idaho St.	71 83									
37	A	Northern Colo.	68 90	235	H	Montana	79 64									
201	A	North Dakota	72 66	209	H	Montana St.	88 77									
329	H	Southern Utah	79 77	146	A	Idaho	66 101									
305	H	Northern Ariz.	90 95	148	A	Eastern Wash.	76 83									
150	A	Weber St.	73 86	118	H	Portland St.	72 81									

Non-Div I Games: Antelope Valley 95 62

Sacramento St.

Sacred Heart

Through Games Of March 7, 2018

Average RPI Win:	268	WON-LOST	WINNING	LAST 10	STRENGTH OF	OPP. STRENGTH	TEAM	ADJ.	CONF.	ADJ CONF.
Average RPI Loss:	203	RECORD	PCT. RANK	GAMES	SCHEDULE	OF SCHEDULE	RPI	RPI	RPI	RPI
DIV. I ONLY	14- 16	198	7- 3	298	320	248	248	29	29	
DIV. I NON-CONF.	4- 7	226	0- 0	222	275	251	251	29	29	

TOTALS	RPI 1-25	RPI 26-50	W-L RECORDS	RPI 51-100	RPI 101-999	RPI 201+				
14- 16	0- 1	0- 0	OVERALL	0- 1	14- 14	13- 8				
8- 6	0- 0	0- 0	HOME	0- 0	8- 6	8- 3				
5- 10	0- 1	0- 0	AWAY	0- 1	5- 8	4- 5				
1- 0	0- 0	0- 0	NEUTRAL	0- 0	1- 0	1- 0				
4- 7	0- 1	0- 0	NON-CONFERENCE	0- 1	4- 5	4- 2				
3- 2	0- 0	0- 0	HOME	0- 0	3- 2	3- 1				
1- 5	0- 1	0- 0	AWAY	0- 1	1- 3	1- 1				
0- 0	0- 0	0- 0	NEUTRAL	0- 0	0- 0	0- 0				
10- 9	0- 0	0- 0	CONFERENCE	0- 0	10- 9	9- 6				
5- 4	0- 0	0- 0	HOME	0- 0	5- 4	5- 2				
4- 5	0- 0	0- 0	AWAY	0- 0	4- 5	3- 4				
1- 0	0- 0	0- 0	NEUTRAL	0- 0	1- 0	1- 0				

RPI 1-25				RPI 26-50				RPI 51-100				RPI 101+				Team's RPI: 248
RPI	S	Opponent	Score	RPI	S	Opponent	Score	RPI	S	Opponent	Score	RPI	S	Opponent	Score	
8	A	Florida St.	52 101					51	A	Harvard	62 70	113	A	Saint Francis (PA)	69 68	
												113	H	Saint Francis (PA)	48 89	
												133	A	Robert Morris	49 60	
												133	H	Robert Morris	57 91	
												172	A	Brown	77 102	
												175	H	New Hampshire	47 74	
												199	A	Siena	57 62	
												206	H	Lehigh	65 55	
												217	H	Providence	78 75	
												251	H	Hofstra	81 86	
												264	H	Manhattan	65 61	
												265	A	LIU Brooklyn	50 46	
												265	H	LIU Brooklyn	63 43	
												274	A	St. Francis Brooklyn	48 63	
												274	H	St. Francis Brooklyn	66 60	
												281	A	Fairleigh Dickinson	59 69	
												281	H	Fairleigh Dickinson	61 48	
												284	A	Monmouth	64 69	
												288	A	Central Conn. St.	59 69	
												288	H	Central Conn. St.	71 73	
												292	A	Mt. St. Mary's	82 52	
												292	H	Mt. St. Mary's	56 44	
												295	A	Bryant	56 60	
												295	H	Bryant	73 81	
												295	N	Bryant	80 63	
												328	A	Wagner	72 55	
												328	H	Wagner	61 49	
												336	A	Florida A&M	73 68	

LAST 12 Division I GAMES:																
				295	N	Bryant	80 63					292	H	Mt. St. Mary's	56 44	
				281	H	Fairleigh Dickinson	61 48					328	H	Wagner	61 49	
				265	H	LIU Brooklyn	63 43					295	A	Bryant	56 60	
				274	H	St. Francis Brooklyn	66 60					288	H	Central Conn. St.	71 73	
				133	A	Robert Morris	49 60					274	A	St. Francis Brooklyn	48 63	
				113	A	Saint Francis (PA)	69 68					265	A	LIU Brooklyn	50 46	

Non-Div I Games:

Sacred Heart

Loss,
Non-Conf,
S Site,
H Home
A Away
N Neutral

Average RPI Win:	264	WON-LOST	WINNING	LAST 10	STRENGTH OF	OPP. STRENGTH	TEAM	ADJ.	CONF.	ADJ CONF.
Average RPI Loss:	143	RECORD	PCT. RANK	GAMES	SCHEDULE	OF SCHEDULE	RPI	RPI	RPI	RPI
DIV. I ONLY	21- 9	65	9- 1	252	285	113	113	29	29	
DIV. I NON-CONF.	4- 7	226	0- 0	161	109	182	182	29	29	

TOTALS	RPI 1-25	RPI 26-50	W-L RECORDS	RPI 51-100	RPI 101-999	RPI 201+				
21- 9	0- 0	0- 1	OVERALL	0- 2	21- 6	18- 3				
10- 2	0- 0	0- 0	HOME	0- 0	10- 2	8- 1				
10- 6	0- 0	0- 1	AWAY	0- 2	10- 2	9- 0				
1- 1	0- 0	0- 0	NEUTRAL	0- 0	1- 1	1- 1				
4- 7	0- 0	0- 1	NON-CONFERENCE	0- 2	4- 4	2- 2				
1- 1	0- 0	0- 0	HOME	0- 0	1- 1	0- 0				
2- 5	0- 0	0- 1	AWAY	0- 2	2- 2	1- 1				
1- 1	0- 0	0- 0	NEUTRAL	0- 0	1- 1	1- 1				
17- 2	0- 0	0- 0	CONFERENCE	0- 0	17- 2	16- 1				
9- 1	0- 0	0- 0	HOME	0- 0	9- 1	8- 1				
8- 1	0- 0	0- 0	AWAY	0- 0	8- 1	8- 0				
0- 0	0- 0	0- 0	NEUTRAL	0- 0	0- 0	0- 0				

RPI	S	Opponent	Score	RPI	S	Opponent	Score	RPI	S	Opponent	Score	RPI	S	Opponent	Score	Team's RPI: 113
32	A	Gonzaga	74	97	72	A	Duquesne	68	87	103	A	Cincinnati	77	73		
					85	A	Tol edo	66	74	120	A	Boise St.	59	87		
										133	A	Robert Morris	62	63		
										133	H	Robert Morris	68	47		
										140	H	Youngstown St.	79	65		
										154	H	William & Mary	86	92		
										211	A	Columbi a	81	94		
										231	N	Southeast Mo. St.	50	82		
										248	A	Sacred Heart	89	48		
										248	H	Sacred Heart	68	69		
										265	A	LIU Brooklyn	85	54		
										265	H	LIU Brooklyn	101	71		
										274	A	St. Francis Brooklyn	94	71		
										274	H	St. Francis Brooklyn	90	75		
										280	N	Old Domini on	79	68		
										281	A	Fairleigh Dickinson	80	56		
										281	H	Fairleigh Dickinson	89	70		
										281	H	Fairleigh Dickinson	80	61		
										288	A	Central Conn. St.	85	75		
										288	H	Central Conn. St.	87	59		
										292	A	Mt. St. Mary's	79	69		
										292	H	Mt. St. Mary's	92	88		
										295	A	Bryant	94	78		
										295	H	Bryant	87	69		
										317	A	Portland	106	101		
										328	A	Wagner	79	76		
										328	H	Wagner	86	55		

LAST 12 Division I GAMES:																
281	H	Fairleigh Dickinson	89	70	248	H	Sacred Heart	68	69							
328	H	Wagner	86	55	265	A	LIU Brooklyn	85	54							
292	A	Mt. St. Mary's	79	69	274	A	St. Francis Brooklyn	94	71							
295	A	Bryant	94	78	133	H	Robert Morris	68	47							
288	A	Central Conn. St.	85	75	295	H	Bryant	87	69							
281	H	Fairleigh Dickinson	80	61	288	H	Central Conn. St.	87	59							

Non-Div I Games: Seton Hill 103 71

Saint Francis (PA)

Loss,
Non-Conf,
S Site,
H Home
A Away
N Neutral

Average RPI Win:	208	WON-LOST	WINNING	LAST 10	STRENGTH OF	OPP. STRENGTH	TEAM	ADJ.	CONF.	ADJ CONF.
Average RPI Loss:	112	RECORD	PCT. RANK	GAMES	SCHEDULE	OF SCHEDULE	RPI	RPI	RPI	RPI
DIV. I ONLY	18- 14	135	8- 2	161	128	135	135	13	13	
DIV. I NON-CONF.	5- 7	212	0- 0	145	157	165	165	10	10	

TOTALS	RPI 1-25	RPI 26-50	W-L RECORDS	RPI 51-100	RPI 101-999	RPI 201+				
18- 14	0- 0	0- 4	OVERALL	5- 4	13- 6	10- 2				
7- 6	0- 0	0- 2	HOME	0- 3	7- 1	6- 0				
9- 6	0- 0	0- 1	AWAY	4- 0	5- 5	4- 2				
2- 2	0- 0	0- 1	NEUTRAL	1- 1	1- 0	0- 0				
5- 7	0- 0	0- 3	NON-CONFERENCE	2- 1	3- 3	3- 1				
2- 2	0- 0	0- 1	HOME	0- 1	2- 0	2- 0				
3- 4	0- 0	0- 1	AWAY	2- 0	1- 3	1- 1				
0- 1	0- 0	0- 1	NEUTRAL	0- 0	0- 0	0- 0				
13- 7	0- 0	0- 1	CONFERENCE	3- 3	10- 3	7- 1				
5- 4	0- 0	0- 1	HOME	0- 2	5- 1	4- 0				
6- 2	0- 0	0- 0	AWAY	2- 0	4- 2	3- 1				
2- 1	0- 0	0- 0	NEUTRAL	1- 1	1- 0	0- 0				

RPI	S	Opponent	Score	RPI	S	Opponent	Score	RPI	S	Opponent	Score	RPI	S	Opponent	Score	Team's RPI: 135
29	A	Villanova	44 79	61	H	Penn	50 57	109	H	George Mason	57 65	121	A	Saint Louis	73 96	
30	N	Princeton	54 63	63	A	James Madison	73 66	121	N	Saint Louis	58 49	177	A	Florida	51 71	
33	H	Dayton	59 65	72	H	Duquesne	69 50	184	A	Temple	66 69	185	A	Davidson	64 62	
43	H	Drexel	58 65	72	H	Duquesne	42 61	195	H	Richmond	81 72	233	A	Niagara	93 69	
				76	H	George Washington	46 49	246	A	La Salle	75 64	246	H	La Salle	70 49	
				76	N	George Washington	49 65	258	A	St. Bonaventure	70 64	275	A	Massachusetts	84 79	
				83	A	Fordham	52 50	279	A	Towson	66 90	282	A	VCU	54 56	
				83	N	Fordham	52 49	282	H	VCU	72 63	282	H	VCU	79 41	
				89	A	Bucknell	77 53	334	H	Rhode Island	64 46	345	H	Eastern Ill.	80 62	
								347	H	Saint Peter's	87 58					
LAST 12 Division I GAMES:																
		76 N George Washington	49 65			246 H La Salle	70 49									
		121 N Saint Louis	58 49			185 A Davidson	64 62									
		83 N Fordham	52 49			72 A Duquesne	69 50									
		282 H VCU	72 63			334 H Rhode Island	64 46									
		83 A Fordham	52 50			109 H George Mason	57 65									
		76 H George Washington	46 49			282 A VCU	54 56									

Non-Div I Games:

Saint Joseph's

Average RPI Win:	178	WON-LOST	WINNING	LAST 10	STRENGTH OF	OPP. STRENGTH	TEAM	ADJ.	CONF.	ADJ CONF.
Average RPI Loss:	112	RECORD	PCT. RANK	GAMES	SCHEDULE	OF SCHEDULE	RPI	RPI	RPI	RPI
DIV. I ONLY	17- 15	163	5- 5	95	103	121	121	13	13	
DIV. I NON-CONF.	6- 7	184	0- 0	137	31	153	153	10	10	

TOTALS	RPI 1-25	RPI 26-50	W-L RECORDS	RPI 51-100	RPI 101-999	RPI 201+				
17- 15	0- 2	1- 2	OVERALL	4- 3	12- 8	6- 2				
10- 4	0- 0	1- 0	HOME	2- 2	7- 2	4- 0				
4- 9	0- 1	0- 1	AWAY	1- 1	3- 1	2- 0				
3- 2	0- 0	0- 1	NEUTRAL	1- 0	2- 1	0- 0				
6- 7	0- 2	0- 1	NON-CONFERENCE	1- 0	5- 4	2- 0				
3- 2	0- 0	0- 0	HOME	1- 0	2- 2	1- 0				
1- 4	0- 2	0- 0	AWAY	0- 0	1- 2	1- 0				
2- 1	0- 0	0- 1	NEUTRAL	0- 0	2- 0	0- 0				
11- 8	0- 0	1- 1	CONFERENCE	3- 3	7- 4	4- 2				
7- 2	0- 0	1- 0	HOME	1- 2	5- 0	3- 0				
3- 5	0- 0	0- 1	AWAY	1- 1	2- 3	1- 2				
1- 1	0- 0	0- 0	NEUTRAL	1- 0	0- 1	0- 0				

RPI 1-25				RPI 26-50				RPI 51-100				RPI 101+ Team's RPI: 121			
RPI	S	Opponent	Score	RPI	S	Opponent	Score	RPI	S	Opponent	Score	RPI	S	Opponent	Score
19	A	DePaul	78 86	28	N	LSU	59 71	72	H	Duquesne	66 76	109	A	George Mason	72 81
23	A	Missouri	58 70	33	A	Dayton	76 101	72	N	Duquesne	71 65	111	A	Washington St.	63 85
				33	H	Dayton	85 72	76	A	George Washington	72 69	124	N	Cleveland St.	80 64
								76	H	George Washington	58 71	135	H	Saint Joseph's	96 73
								83	A	Fordham	63 66	135	N	Saint Joseph's	49 58
								83	H	Fordham	91 85	141	H	Loyola Marymount	60 62
								95	H	Little Rock	48 45	152	H	Vanderbilt	69 74
												161	N	Ole Miss	79 64
												163	A	SIUE	72 79
												185	H	Davidson	88 72
												195	A	Richmond	79 61
												197	H	Tulsa	77 66
												246	A	La Salle	76 87
												258	H	St. Bonaventure	78 55
												260	H	Lipscomb	101 57
												261	A	Indiana St.	60 59
												275	H	Massachusetts	64 63
												275	H	Massachusetts	70 64
												282	A	VCU	84 88
												334	A	Rhode Island	70 66

LAST 12 Division I GAMES:															
				135	N	Saint Joseph's	49 58	72	H	Duquesne	66 76				
				72	N	Duquesne	71 65	334	A	Rhode Island	70 66				
				275	H	Massachusetts	70 64	246	A	La Salle	76 87				
				33	H	Dayton	85 72	185	H	Davidson	88 72				
				282	A	VCU	84 88	83	H	Fordham	91 85				
				76	H	George Washington	58 71	76	A	George Washington	72 69				

Non-Div I Games:

Saint Louis

Average RPI Win:	173	WON-LOST	WINNING	LAST 10	STRENGTH OF	OPP. STRENGTH	TEAM	ADJ.	CONF.	ADJ CONF.
Average RPI Loss:	125	RECORD	PCT. RANK	GAMES	SCHEDULE	OF SCHEDULE	RPI	RPI	RPI	RPI
DIV. I ONLY	20- 10	83	7- 3	113	108	80	80	14	14	
DIV. I NON-CONF.	7- 4	102	0- 0	43	48	56	56	11	11	

TOTALS	RPI 1-25	RPI 26-50	W-L RECORDS	RPI 51-100	RPI 101-999	RPI 201+				
20- 10	0- 0	1- 2	OVERALL	1- 2	18- 6	6- 1				
11- 3	0- 0	0- 1	HOME	1- 1	10- 1	4- 0				
7- 6	0- 0	1- 1	AWAY	0- 1	6- 4	2- 1				
2- 1	0- 0	0- 0	NEUTRAL	0- 0	2- 1	0- 0				
7- 4	0- 0	0- 1	NON-CONFERENCE	1- 2	6- 1	1- 0				
4- 1	0- 0	0- 0	HOME	1- 1	3- 0	1- 0				
1- 3	0- 0	0- 1	AWAY	0- 1	1- 1	0- 0				
2- 0	0- 0	0- 0	NEUTRAL	0- 0	2- 0	0- 0				
13- 6	0- 0	1- 1	CONFERENCE	0- 0	12- 5	5- 1				
7- 2	0- 0	0- 1	HOME	0- 0	7- 1	3- 0				
6- 3	0- 0	1- 0	AWAY	0- 0	5- 3	2- 1				
0- 1	0- 0	0- 0	NEUTRAL	0- 0	0- 1	0- 0				

RPI 1-25				RPI 26-50				RPI 51-100				Team's RPI : 80				RPI 101+			
RPI	S	Opponent	Score	RPI	S	Opponent	Score	RPI	S	Opponent	Score	RPI	S	Opponent	Score	RPI	S	Opponent	Score
				32	A	Gonzaga	72 56	54	H	Indiana	88 82	110	A	Utah	63 74				
				32	H	Gonzaga	65 73	62	A	Purdue	60 70	111	H	Washington St.	81 75				
				42	A	Cal i forni a	80 87	65	H	UC Davi s	50 74	120	A	Boi se St.	74 72				
												129	A	San Franci sco	73 59				
												129	H	San Franci sco	72 64				
												139	H	Cal Poly	82 64				
												141	A	Loyol a Marymount	57 69				
												141	H	Loyol a Marymount	65 75				
												148	N	Eastern Wash.	76 56				
												155	A	BYU	54 63				
												155	H	BYU	57 49				
												158	N	UT Martin	69 58				
												164	A	San Di ego	75 53				
												164	H	San Di ego	66 57				
												186	A	Paci fi c	70 69				
												186	H	Paci fi c	96 88				
												186	N	Paci fi c	73 77				
												204	H	UC Santa Barbara	89 59				
												239	A	Pepperdi ne	82 75				
												239	H	Pepperdi ne	75 62				
												289	A	Santa Clara	72 51				
												289	H	Santa Clara	59 46				
												317	A	Portl and	65 68				
												317	H	Portl and	77 49				
				LAST 12 Divi sion I GAMES:															
				186	N	Paci fi c	73 77	141	H	Loyol a Marymount	65 75								
				289	A	Santa Clara	72 51	164	H	San Di ego	66 57								
				239	A	Pepperdi ne	82 75	129	A	San Franci sco	73 59								
				317	H	Portl and	77 49	317	A	Portl and	65 68								
				129	H	San Franci sco	72 64	155	A	BYU	54 63								
				32	A	Gonzaga	72 56	186	H	Paci fi c	96 88								

Non-Div I Games:

Saint Mary's (CA)

Saint Peter's

Through Games Of March 7, 2018

Average RPI Win:	243	WON-LOST	WINNING	LAST 10	STRENGTH OF	OPP. STRENGTH	TEAM	ADJ.	CONF.	ADJ CONF.
Average RPI Loss:	240	RECORD	PCT. RANK	GAMES	SCHEDULE	OF SCHEDULE	RPI	RPI	RPI	RPI
DIV. I ONLY	4- 26	330	0- 10	346	319	347	347	28	28	
DIV. I NON-CONF.	3- 8	268	0- 0	311	340	314	314	25	25	

TOTALS	RPI 1-25	RPI 26-50	W-L RECORDS	RPI 51-100	RPI 101-999	RPI 201+				
4- 26	0- 0	0- 1	OVERALL	0- 0	4- 25	3- 19				
2- 11	0- 0	0- 0	HOME	0- 0	2- 11	2- 8				
1- 14	0- 0	0- 1	AWAY	0- 0	1- 12	1- 9				
1- 1	0- 0	0- 0	NEUTRAL	0- 0	1- 1	0- 1				
3- 8	0- 0	0- 0	NON-CONFERENCE	0- 0	3- 8	2- 5				
1- 3	0- 0	0- 0	HOME	0- 0	1- 3	1- 2				
1- 5	0- 0	0- 0	AWAY	0- 0	1- 5	1- 3				
1- 0	0- 0	0- 0	NEUTRAL	0- 0	1- 0	0- 0				
1- 18	0- 0	0- 1	CONFERENCE	0- 0	1- 17	1- 14				
1- 8	0- 0	0- 0	HOME	0- 0	1- 8	1- 6				
0- 9	0- 0	0- 1	AWAY	0- 0	0- 8	0- 7				
0- 1	0- 0	0- 0	NEUTRAL	0- 0	0- 1	0- 1				

RPI 1-25				RPI 26-50				RPI 51-100				RPI 101+				Team's RPI: 347
RPI	S	Opponent	Score	RPI	S	Opponent	Score	RPI	S	Opponent	Score	RPI	S	Opponent	Score	
				36	A	Quinnipiac	39 86					115	N	Delaware	90 87	
												123	A	Seton Hall	49 91	
												127	H	Yale	49 70	
												135	A	Saint Joseph's	58 87	
												156	H	Marist	53 86	
												199	A	Siena	36 70	
												199	H	Siena	59 62	
												233	A	Niagara	54 64	
												233	H	Niagara	52 87	
												233	N	Niagara	48 60	
												234	H	Lafayette	64 61	
												250	A	Rider	52 62	
												250	H	Rider	52 57	
												264	A	Manhattan	64 76	
												264	H	Manhattan	39 60	
												265	A	LIU Brooklyn	46 57	
												273	A	Fairfield	41 62	
												273	H	Fairfield	40 62	
												274	H	St. Francis Brooklyn	49 64	
												275	A	Massachusetts	65 81	
												281	A	Fairleigh Dickinson	59 69	
												284	A	Monmouth	44 51	
												284	H	Monmouth	67 47	
												285	A	Canisius	49 52	
												285	H	Canisius	53 66	
												339	A	NJIT	59 52	
												342	A	Iona	42 52	
												342	H	Iona	31 55	
												348	H	UMass Lowell	60 66	

LAST 12 Division I GAMES:																
				233	N	Niagara	48 60	285	A	Canisius	49 52					
				199	A	Siena	36 70	233	A	Niagara	54 64					
				264	H	Manhattan	39 60	199	H	Siena	59 62					
				273	H	Fairfield	40 62	342	A	Iona	42 52					
				342	H	Iona	31 55	284	H	Monmouth	67 47					
				250	A	Rider	52 62	156	H	Marist	53 86					











































































Non-Div I Games:

Saint Peter's

■ Loss,
 ■ Non-Conf,
 ■ S Site,
 ■ Home
 ■ Away
 N Neutral

Average RPI Win:	297	WON-LOST	WINNING	LAST 10	STRENGTH OF	OPP. STRENGTH	TEAM	ADJ.	CONF.	ADJ CONF.
Average RPI Loss:	194	RECORD	PCT. RANK	GAMES	SCHEDULE	OF SCHEDULE	RPI	RPI	RPI	RPI
DIV. I ONLY	2- 23	342	0- 10	170	342	335	335	26	26	
DIV. I NON-CONF.	1- 6	306	0- 0	47	344	273	273	26	26	

TOTALS	RPI 1-25	RPI 26-50	W-L RECORDS	RPI 51-100	RPI 101-999	RPI 201+				
2- 23	0- 0	0- 1	OVERALL	0- 2	2- 20	2- 13				
1- 12	0- 0	0- 0	HOME	0- 1	1- 11	1- 7				
1- 11	0- 0	0- 0	AWAY	0- 0	1- 2	1- 2				
0- 0	0- 0	0- 0	NEUTRAL	0- 0	0- 0	0- 0				
1- 6	0- 0	0- 1	NON-CONFERENCE	0- 0	1- 5	1- 2				
1- 3	0- 0	0- 0	HOME	0- 0	1- 3	1- 1				
0- 3	0- 0	0- 1	AWAY	0- 0	0- 2	0- 1				
0- 0	0- 0	0- 0	NEUTRAL	0- 0	0- 0	0- 0				
1- 17	0- 0	0- 0	CONFERENCE	0- 2	1- 15	1- 11				
0- 9	0- 0	0- 0	HOME	0- 1	0- 8	0- 6				
1- 8	0- 0	0- 0	AWAY	0- 1	1- 7	1- 5				
0- 0	0- 0	0- 0	NEUTRAL	0- 0	0- 0	0- 0				

RPI 1-25	RPI 26-50	RPI 51-100	RPI 101+	Team's RPI: 335
RPI S Opponent Score	RPI S Opponent Score	RPI S Opponent Score	RPI S Opponent Score	
	28  LSU 58  71	91  Lamar Uni versi ty 44  91	102  Rice 50  79	
		91  Lamar Uni versi ty 44  68	117  SFA 53  75	
			117  SFA 49  72	
			128  Central Ark. 44  69	
			128  Central Ark. 53  73	
			134  Texas St. 41  73	
			143  Arkansas 54  65	
			210  Southern Miss. 38  58	
			220  Texas Southern 58  77	
			222  New Orleans 50  77	
			223  A&M-Corpus Christi 48  62	
			223  A&M-Corpus Christi 57  67	
			229  Nichol ls St. 65  70	
			253  Abilene Christian 65  83	
			253  Abilene Christian 72  75	
			276  McNeese 63  66	
			296  Jackson St. 74  68	
			298  Southeastern La. 57  52	
			309  Houston Baptist 62  65	
			309  Houston Baptist 61  69	
			312  Incarnate Word 49  56	
			336  Northwestern St. 60  63	
LAST 12 Division I GAMES:				
117  SFA 49  72	223  A&M-Corpus Christi 48  62			
128  Central Ark. 53  73	253  Abilene Christian 72  75			
222  New Orleans 50  77	276  McNeese 63  66			
309  Houston Baptist 62  65	117  SFA 53  75			
229  Nichol ls St. 65  70	298  Southeastern La. 57  52			
91  Lamar Uni versi ty 44  68	91  Lamar Uni versi ty 44  91			

Non-Div I Games: Wiley 80 41 St. Thomas Houston 68 66

Sam Houston St.

Average RPI Win:	226	WON-LOST	WINNING	LAST 10	STRENGTH OF	OPP. STRENGTH	TEAM	ADJ.	CONF.	ADJ CONF.
Average RPI Loss:	105	RECORD	PCT. RANK	GAMES	SCHEDULE	OF SCHEDULE	RPI	RPI	RPI	RPI
DIV. I ONLY	14- 16	198	5- 5	85	189	159	159	17	17	
DIV. I NON-CONF.	7- 7	170	0- 0	62	184	123	123	16	16	

TOTALS	RPI 1-25	RPI 26-50	W-L RECORDS	RPI 51-100	RPI 101-999	RPI 201+				
14- 16	0- 2	1- 3	OVERALL	0- 2	13- 9	8- 1				
10- 4	0- 0	1- 1	HOME	0- 0	9- 3	6- 0				
2- 10	0- 0	0- 0	AWAY	0- 0	2- 0	2- 0				
2- 2	0- 0	0- 1	NEUTRAL	0- 0	2- 1	0- 0				
7- 7	0- 2	1- 0	NON-CONFERENCE	0- 2	6- 3	3- 0				
6- 1	0- 0	1- 0	HOME	0- 0	5- 1	3- 0				
0- 5	0- 2	0- 0	AWAY	0- 2	0- 1	0- 0				
1- 1	0- 0	0- 0	NEUTRAL	0- 0	1- 1	0- 0				
7- 9	0- 0	0- 3	CONFERENCE	0- 0	7- 6	5- 1				
4- 3	0- 0	0- 1	HOME	0- 0	4- 2	3- 0				
2- 5	0- 0	0- 1	AWAY	0- 0	2- 4	2- 1				
1- 1	0- 0	0- 1	NEUTRAL	0- 0	1- 0	0- 0				

RPI 1-25				RPI 26-50				RPI 51-100				RPI 101+				Team's RPI: 159
RPI	S	Opponent	Score	RPI	S	Opponent	Score	RPI	S	Opponent	Score	RPI	S	Opponent	Score	
8	A	Florida St.	62 87	46	H	UCF	58 51	57	A	Bel mont	46 83	107	A	ETSU	48 76	
21	A	Iowa	59 80	47	A	Mercer	45 48	78	A	UAB	53 77	107	H	ETSU	52 64	
				47	H	Mercer	59 73					108	A	Chattanooga	58 68	
				47	N	Mercer	44 81					108	H	Chattanooga	65 71	
												142	H	Col orado	60 71	
												143	A	Arkansas	63 84	
												170	N	UTEP	33 46	
												178	H	Troy	80 73	
												178	N	Troy	82 76	
												179	H	Hampton	66 61	
												188	A	Furman	41 45	
												188	H	Furman	62 58	
												188	N	Furman	59 58	
												210	H	Southern Mi ss.	61 56	
												218	A	UNCG	60 53	
												218	H	UNCG	56 48	
												302	A	Wofford	46 58	
												302	H	Wofford	81 77	
												307	A	Western Caro.	50 32	
												307	H	Western Caro.	62 54	
												314	H	Al abama St.	58 39	
												334	H	Rhode Island	67 37	

LAST 12 Division I GAMES:																
				47	N	Mercer	44 81	47	A	Mercer	45 48					
				188	N	Furman	59 58	188	H	Furman	62 58					
				108	H	Chattanooga	65 71	302	H	Wofford	81 77					
				107	H	ETSU	52 64	107	A	ETSU	48 76					
				307	A	Western Caro.	50 32	108	A	Chattanooga	58 68					
				218	A	UNCG	60 53	218	H	UNCG	56 48					

Non-Div I Games:

AUM

59 46

Samford

Average RPI Win:	209	WON-LOST	WINNING	LAST 10	STRENGTH OF	OPP. STRENGTH	TEAM	ADJ.	CONF.	ADJ CONF.
Average RPI Loss:	147	RECORD	PCT. RANK	GAMES	SCHEDULE	OF SCHEDULE	RPI	RPI	RPI	RPI
DIV. I ONLY	16- 15	170	5- 5	186	139	164	164	14	14	
DIV. I NON-CONF.	6- 4	122	0- 0	274	227	146	146	11	11	

TOTALS	RPI 1-25	RPI 26-50	W-L RECORDS	RPI 51-100	RPI 101-999	RPI 201+				
16- 15	0- 0	1- 4	OVERALL	0- 2	15- 9	8- 5				
8- 5	0- 0	1- 1	HOME	0- 1	7- 3	6- 0				
5- 9	0- 0	0- 2	AWAY	0- 1	5- 6	2- 5				
3- 1	0- 0	0- 1	NEUTRAL	0- 0	3- 0	0- 0				
6- 4	0- 0	1- 1	NON-CONFERENCE	0- 0	5- 3	4- 3				
4- 0	0- 0	1- 0	HOME	0- 0	3- 0	3- 0				
1- 4	0- 0	0- 1	AWAY	0- 0	1- 3	1- 3				
1- 0	0- 0	0- 0	NEUTRAL	0- 0	1- 0	0- 0				
10- 11	0- 0	0- 3	CONFERENCE	0- 2	10- 6	4- 2				
4- 5	0- 0	0- 1	HOME	0- 1	4- 3	3- 0				
4- 5	0- 0	0- 1	AWAY	0- 1	4- 3	1- 2				
2- 1	0- 0	0- 1	NEUTRAL	0- 0	2- 0	0- 0				

RPI	S	Opponent	Score	RPI	S	Opponent	Score	RPI	S	Opponent	Score	RPI	S	Opponent	Score
32	A	Gonzaga	54 58	80	A	Saint Mary's (CA)	57 66	120	N	Boise St.	72 52				
32	H	Gonzaga	44 63	80	H	Saint Mary's (CA)	53 75	129	A	San Francisco	60 54				
32	N	Gonzaga	71 79					129	H	San Francisco	47 49				
40	H	Minnesota	72 69					141	A	Loyola Marymount	60 54				
42	A	California	64 89					141	H	Loyola Marymount	53 67				

Team's RPI: 164															
LAST 12 Division I GAMES:															
32	N	Gonzaga	71 79	186	A	Pacific	60 62	289	H	Santa Clara	51 40				
186	N	Pacific	66 56	289	H	Pepperdine	79 53	80	A	Saint Mary's (CA)	57 66				
155	N	BYU	61 56	32	H	Gonzaga	44 63	32	H	Loyola Marymount	53 67				
129	H	San Francisco	47 49	141	H	Loyola Marymount	53 67								

Non-Div I Games: San Diego Christian 82 53

San Diego

Average RPI Win:	210	WON-LOST	WINNING	LAST 10	STRENGTH OF	OPP. STRENGTH	TEAM	ADJ.	CONF.	ADJ CONF.
Average RPI Loss:	163	RECORD	PCT. RANK	GAMES	SCHEDULE	OF SCHEDULE	RPI	RPI	RPI	RPI
DIV. I ONLY	10- 19	252	2- 8	224	141	271	271	16	16	
DIV. I NON-CONF.	5- 5	170	0- 0	275	252	249	249	14	14	

TOTALS	RPI 1-25	RPI 26-50	W-L RECORDS	RPI 51-100	RPI 101-999	RPI 201+				
10- 19	0- 1	0- 0	OVERALL	2- 3	8- 15	6- 5				
8- 7	0- 0	0- 0	HOME	2- 1	6- 6	4- 2				
2- 9	0- 0	0- 0	AWAY	0- 2	2- 7	2- 3				
0- 3	0- 1	0- 0	NEUTRAL	0- 0	0- 2	0- 0				
5- 5	0- 1	0- 0	NON-CONFERENCE	0- 0	5- 4	4- 2				
4- 2	0- 0	0- 0	HOME	0- 0	4- 2	3- 1				
1- 1	0- 0	0- 0	AWAY	0- 0	1- 1	1- 1				
0- 2	0- 1	0- 0	NEUTRAL	0- 0	0- 1	0- 0				
5- 14	0- 0	0- 0	CONFERENCE	2- 3	3- 11	2- 3				
4- 5	0- 0	0- 0	HOME	2- 1	2- 4	1- 1				
1- 8	0- 0	0- 0	AWAY	0- 2	1- 6	1- 2				
0- 1	0- 0	0- 0	NEUTRAL	0- 0	0- 1	0- 0				

RPI 1-25				RPI 26-50				RPI 51-100				RPI 101+ Team's RPI: 271			
RPI	S	Opponent	Score	RPI	S	Opponent	Score	RPI	S	Opponent	Score	RPI	S	Opponent	Score
24	N	Central Mich.	76 85					74	A	Wyoming	50 70	114	A	Colorado St.	43 72
								74	H	Wyoming	68 62	114	H	Colorado St.	63 65
								88	H	New Mexico	97 89	120	A	Boise St.	53 64
								92	A	UNLV	67 73	120	H	Boise St.	70 86
								92	H	UNLV	64 75	125	N	Tulane	46 80
												145	A	Fresno St.	53 64
												145	H	Fresno St.	60 66
												164	H	San Diego	77 76
												171	A	Nevada	72 84
												171	H	Nevada	75 72
												171	N	Nevada	84 95
												193	H	UC Irvine	65 67
												204	A	UC Santa Barbara	64 77
												205	H	CSUN	58 55
												245	H	Presbyterian	77 50
												277	A	Arizona	78 67
												278	A	San Jose St.	75 65
												278	H	San Jose St.	85 78
												289	H	Santa Clara	34 48
												290	A	Air Force	51 61
												290	H	Air Force	48 56
												315	A	Utah St.	58 62
												319	H	Cal St. Fullerton	59 58

LAST 12 Division I GAMES:															
				171	N	Nevada	84 95	74	A	Wyoming	50 70				
				171	A	Nevada	72 84	171	H	Nevada	75 72				
				120	A	Boise St.	53 64	145	H	Fresno St.	60 66				
				278	H	San Jose St.	85 78	290	A	Air Force	51 61				
				290	H	Air Force	48 56	92	H	UNLV	64 75				
				92	A	UNLV	67 73	114	A	Colorado St.	43 72				

Non-Div I Games: Hope Int'l 92 68

San Diego St.

Average RPI Win:	212	WON-LOST	WINNING	LAST 10	STRENGTH OF	OPP. STRENGTH	TEAM	ADJ.	CONF.	ADJ CONF.
Average RPI Loss:	99	RECORD	PCT. RANK	GAMES	SCHEDULE	OF SCHEDULE	RPI	RPI	RPI	RPI
DIV. I ONLY	16- 15	170	6- 4	90	136	129	129	14	14	
DIV. I NON-CONF.	5- 6	187	0- 0	70	124	127	127	11	11	

TOTALS	RPI 1-25	RPI 26-50	W-L RECORDS	RPI 51-100	RPI 101-999	RPI 201+				
16- 15	0- 1	0- 4	OVERALL	0- 3	16- 7	7- 1				
9- 5	0- 1	0- 1	HOME	0- 1	9- 2	4- 0				
5- 9	0- 0	0- 2	AWAY	0- 2	5- 5	3- 1				
2- 1	0- 0	0- 1	NEUTRAL	0- 0	2- 0	0- 0				
5- 6	0- 1	0- 1	NON-CONFERENCE	0- 1	5- 3	2- 0				
3- 2	0- 1	0- 0	HOME	0- 0	3- 1	1- 0				
1- 4	0- 0	0- 1	AWAY	0- 1	1- 2	1- 0				
1- 0	0- 0	0- 0	NEUTRAL	0- 0	1- 0	0- 0				
11- 9	0- 0	0- 3	CONFERENCE	0- 2	11- 4	5- 1				
6- 3	0- 0	0- 1	HOME	0- 1	6- 1	3- 0				
4- 5	0- 0	0- 1	AWAY	0- 1	4- 3	2- 1				
1- 1	0- 0	0- 1	NEUTRAL	0- 0	1- 0	0- 0				

RPI 1-25				RPI 26-50				RPI 51-100				RPI 101+ Team's RPI: 129			
RPI	S	Opponent	Score	RPI	S	Opponent	Score	RPI	S	Opponent	Score	RPI	S	Opponent	Score
13	H	Stanford	66 86	32	A	Gonzaga	47 74	65	A	UC Davis	55 72	111	H	Washington St.	70 74
				32	H	Gonzaga	57 81	80	A	Saint Mary's (CA)	64 72	133	N	Robert Morris	57 45
				32	N	Gonzaga	53 65	80	H	Saint Mary's (CA)	59 73	139	A	Cal Poly	83 88
				37	A	Northern Colo.	60 73					139	H	Cal Poly	83 71
												141	A	Loyola Marymount	60 65
												141	H	Loyola Marymount	78 60
												141	N	Loyola Marymount	89 76
												145	H	Fresno St.	70 62
												155	A	BYU	66 70
												155	H	BYU	76 73
												164	A	San Diego	49 47
												164	H	San Diego	54 60
												166	A	UT Arlington	54 56
												186	A	Paci fic	81 71
												186	H	Paci fic	80 78
												239	A	Pepperdi ne	92 95
												239	H	Pepperdi ne	68 67
												272	H	Sacramento St.	90 76
												278	A	San Jose St.	87 81
												289	A	Santa Clara	58 54
												289	H	Santa Clara	64 47
												317	A	Portland	76 63
												317	H	Portland	84 75
LAST 12 Division I GAMES:															
				32	N	Gonzaga	53 65	155	H	BYU	76 73				
				141	N	Loyola Marymount	89 76	317	A	Portland	76 63				
				164	A	San Diego	49 47	289	H	Santa Clara	64 47				
				186	H	Paci fic	80 78	80	H	Saint Mary's (CA)	59 73				
				141	A	Loyola Marymount	60 65	32	H	Gonzaga	57 81				
				80	A	Saint Mary's (CA)	64 72	186	A	Paci fic	81 71				

Non-Div I Games:

San Francisco

Average RPI Win: 226		WON-LOST RECORD		WINNING PCT. RANK		LAST 10 GAMES		STRENGTH OF SCHEDULE		OPP. STRENGTH OF SCHEDULE		TEAM RPI		ADJ. RPI		CONF. RPI		ADJ. CONF. RPI	
Average RPI Loss: 141																			
DIV. I ONLY		6- 23		316		1- 9		130		132		278		278		16		16	
DIV. I NON-CONF.		2- 8		290		0- 0		79		140		241		241		14		14	
TOTALS		RPI 1-25		RPI 26-50		W-L RECORDS		RPI 51-100		RPI 101-999		RPI 201+							
6- 23		0- 1		0- 1		OVERALL		1- 7		5- 14		4- 5							
4- 10		0- 0		0- 0		HOME		1- 3		3- 7		2- 3							
2- 11		0- 1		0- 1		AWAY		0- 3		2- 6		2- 2							
0- 2		0- 0		0- 0		NEUTRAL		0- 1		0- 1		0- 0							
2- 8		0- 1		0- 1		NON-CONFERENCE		0- 1		2- 5		2- 1							
1- 4		0- 0		0- 0		HOME		0- 1		1- 3		1- 1							
1- 3		0- 1		0- 1		AWAY		0- 0		1- 1		1- 0							
0- 1		0- 0		0- 0		NEUTRAL		0- 0		0- 1		0- 0							
4- 15		0- 0		0- 0		CONFERENCE		1- 6		3- 9		2- 4							
3- 6		0- 0		0- 0		HOME		1- 2		2- 4		1- 2							
1- 8		0- 0		0- 0		AWAY		0- 3		1- 5		1- 2							
0- 1		0- 0		0- 0		NEUTRAL		0- 1		0- 0		0- 0							

RPI	S	Opponent	Score
10	A	UCLA	69 129

RPI	S	Opponent	Score
41	A	Oregon St.	62 110

RPI	S	Opponent	Score
60	H	Nebraska	55 81
74	A	Wyomi ng	46 58
74	H	Wyomi ng	64 66
88	A	New Mexi co	62 92
88	H	New Mexi co	95 86
88 N	N	New Mexi co	54 84
92	A	UNLV	60 79
92	H	UNLV	53 80

RPI	S	Opponent	Score
114	A	Colorado St.	48 63
114	H	Colorado St.	66 73
118	H	Portland St.	78 90
120	H	Boise St.	80 112
129	H	San Franci sco	81 87
145	A	Fresno St.	71 81
171	A	Nevada	63 91
171	H	Nevada	57 54
179 N	N	Hampton	73 81
186	A	Paci fi c	97 106
202	H	CSU Bakersfi el d	67 57
205	H	CSUN	59 76
271	A	San Diego St.	78 85
271	H	San Diego St.	65 75
289	A	Santa Clara	71 66
290	A	Air Force	75 74
290	H	Air Force	60 66
315	A	Utah St.	78 86
315	H	Utah St.	79 66

RPI	S	Opponent	Score
Team' s RPI :			278

RPI	S	Opponent	Score
88 N	N	New Mexico	54 84
290	H	Air Force	60 66
315	A	Utah St.	78 86
271	A	San Di ego St.	78 85
171	H	Nevada	57 54
74	H	Wyomi ng	64 66

RPI	S	Opponent	Score
145	A	Fresno St.	71 81
114	H	Colorado St.	66 73
88	A	New Mexi co	62 92
92	H	UNLV	53 80
74	A	Wyomi ng	46 58
120	H	Boise St.	80 112

LAST 12 Division I GAMES:			
---------------------------	--	--	--

Non-Div I Games:	Southern Ore.	89	87
------------------	---------------	----	----

San Jose St.

Loss, Non-Conf, S Site, H Home A Away N Neutral

Average RPI Win:	254	WON-LOST	WINNING	LAST 10	STRENGTH OF	OPP. STRENGTH	TEAM	ADJ.	CONF.	ADJ CONF.
Average RPI Loss:	152	RECORD	PCT. RANK	GAMES	SCHEDULE	OF SCHEDULE	RPI	RPI	RPI	RPI
DIV. I ONLY	8- 21	280	3- 7	248	131	289	289	14	14	
DIV. I NON-CONF.	3- 7	254	0- 0	314	206	299	299	11	11	

TOTALS	RPI 1-25	RPI 26-50	W-L RECORDS	RPI 51-100	RPI 101-999	RPI 201+				
8- 21	0- 0	0- 4	OVERALL	0- 2	8- 15	6- 5				
5- 9	0- 0	0- 3	HOME	0- 1	5- 5	3- 2				
3- 11	0- 0	0- 0	AWAY	0- 0	3- 0	3- 0				
0- 1	0- 0	0- 0	NEUTRAL	0- 0	0- 1	0- 1				
3- 7	0- 0	0- 2	NON-CONFERENCE	0- 0	3- 5	3- 3				
1- 4	0- 0	0- 2	HOME	0- 0	1- 2	1- 2				
2- 3	0- 0	0- 0	AWAY	0- 0	2- 3	2- 1				
0- 0	0- 0	0- 0	NEUTRAL	0- 0	0- 0	0- 0				
5- 14	0- 0	0- 2	CONFERENCE	0- 2	5- 10	3- 2				
4- 5	0- 0	0- 1	HOME	0- 1	4- 3	2- 0				
1- 8	0- 0	0- 1	AWAY	0- 1	1- 6	1- 1				
0- 1	0- 0	0- 0	NEUTRAL	0- 0	0- 1	0- 1				

RPI 1-25				RPI 26-50				RPI 51-100				RPI 101+				Team's RPI : 289	
RPI	S	Opponent	Score	RPI	S	Opponent	Score	RPI	S	Opponent	Score	RPI	S	Opponent	Score		
				32	A	Gonzaga	44 71	80	A	Saint Mary's (CA)	46 59	129	A	San Franci sco	47 64		
				32	H	Gonzaga	51 63	80	H	Saint Mary's (CA)	51 72	129	H	San Franci sco	54 58		
				42	H	Cal i forn i a	41 79					141	A	Loyol a Marymount	45 64		
				49	H	Southern Cal i forn i a	43 64					141	H	Loyol a Marymount	51 65		
												155	A	BYU	47 65		
												155	H	BYU	34 55		
												164	A	San Di ego	40 51		
												164	H	San Di ego	59 50		
												171	A	Nevada	41 52		
												176	A	Northwestern	47 57		
												186	A	Paci fi c	37 55		
												186	H	Paci fi c	57 55		
												204	H	UC Santa Barbara	68 63		
												239	A	Pepperdi ne	55 56		
												239	H	Pepperdi ne	54 50		
												239	N	Pepperdi ne	63 74		
												247	A	Grand Canyon	38 39		
												271	A	San Di ego St.	48 34		
												278	H	San Jose St.	66 71		
												317	A	Portland	50 43		
												317	H	Portl and	67 57		
												319	H	Cal St. Fullerton	69 73		
												332	A	Ill . -Chi cago	45 36		
LAST 12 Di vi si on I GAMES:																	
				239	N	Pepperdi ne	63 74	155	H	BYU	34 55						
				80	H	Saint Mary's (CA)	51 72	129	A	San Franci sco	47 64						
				141	A	Loyol a Marymount	45 64	186	A	Paci fi c	37 55						
				186	H	Paci fi c	57 55	239	H	Pepperdi ne	54 50						
				317	H	Portl and	67 57	164	H	San Di ego	59 50						
				164	A	San Di ego	40 51	32	A	Gonzaga	44 71						

Non-Di v I Games: Menlo 104 61

Santa Clara

Average RPI Loss: 217

DIV. I ONLY	3- 24	334	1- 8	289	328	340	340	30	30
DIV. I NON-CONF.	1- 9	318	0- 0	269	110	311	311	30	30
TOTALS	RPI 1-25	RPI 26-50	W-L RECORDS	RPI 51-100	RPI 101-999	RPI 201+			
3- 24	0- 1	0- 1	OVERALL	0- 1	3- 21	3- 14			
0- 8	0- 0	0- 0	HOME	0- 0	0- 8	0- 6			
2- 13	0- 1	0- 1	AWAY	0- 1	2- 10	2- 7			
1- 3	0- 0	0- 0	NEUTRAL	0- 0	1- 3	1- 1			
1- 9	0- 1	0- 1	NON-CONFERENCE	0- 1	1- 6	1- 3			
0- 0	0- 0	0- 0	HOME	0- 0	0- 0	0- 0			
1- 6	0- 1	0- 1	AWAY	0- 1	1- 3	1- 2			
0- 3	0- 0	0- 0	NEUTRAL	0- 0	0- 3	0- 1			
2- 15	0- 0	0- 0	CONFERENCE	0- 0	2- 15	2- 11			
0- 8	0- 0	0- 0	HOME	0- 0	0- 8	0- 6			
1- 7	0- 0	0- 0	AWAY	0- 0	1- 7	1- 5			
1- 0	0- 0	0- 0	NEUTRAL	0- 0	1- 0	1- 0			

RPI 1-25				RPI 26-50				RPI 51-100				RPI 101+ Team's RPI: 340			
RPI	S	Opponent	Score	RPI	S	Opponent	Score	RPI	S	Opponent	Score	RPI	S	Opponent	Score
11	A	South Carolina	38 99	41	A	Oregon St.	36 84	97	A	Jacksonville	46 74	122	A	Bethune-Cookman	54 75
												160	H	N. C. A&T	44 69
												177	N	Florida	40 90
												179	A	Hampton	41 88
												179	H	Hampton	53 81
												192	A	East Carolina	37 103
												195	N	Richmond	63 100
												203	A	Wisconsin	24 82
												216	A	Norfolk St.	51 83
												216	H	Norfolk St.	58 78
												216	N	Norfolk St.	51 48
												217	N	Providence	48 78
												266	H	UMES	56 68
												269	H	Howard	59 87
												270	A	Morgan St.	67 73
												270	H	Morgan St.	41 70
												314	A	Alabama St.	61 81
												318	A	South Carolina St.	78 80
												318	H	South Carolina St.	60 71
												320	H	N. C. Central	61 74
												321	A	Coppin St.	57 66
												327	A	Ga. Southern	71 67
												333	A	Delaware St.	79 93
												336	A	Florida A&M	65 47
LAST 12 Division I GAMES:															
216	N	Norfolk St.	51 48	160	H	N. C. A&T	44 69								
318	A	South Carolina St.	78 80	270	H	Morgan St.	41 70								
320	H	N. C. Central	61 74	318	H	South Carolina St.	60 71								
122	A	Bethune-Cookman	54 75	336	A	Florida A&M	65 47								
179	A	Hampton	41 88	333	A	Delaware St.	79 93								
216	A	Norfolk St.	51 83	216	H	Norfolk St.	58 78								

Savannah St.

RPI	S	Opponent	Score
RPI 1-25			
42	A	Cal i forn i a	67 87
RPI 26-50			
65	H	UC Davi s	53 79
RPI 51-100			
RPI 101+			
Team's RPI:			213
118	H	Portl and St.	91 77
144	H	I daho St.	69 74
146	A	I daho	68 60
164	H	San Di ego	80 73
171	H	Nevada	65 74
186	H	Paci fi c	73 85
193	H	UC Irvi ne	79 84
198	A	Washi ngton	76 84
202	A	CSU Bakersfi el d	68 75
202	H	CSU Bakersfi el d	64 56
204	A	UC Santa Barbara	77 71
205	A	CSUN	62 67
215	A	New Mexi co St.	53 64
215	H	New Mexi co St.	69 59
235	A	Montana	78 64
239	A	Pepperdi ne	65 62
247	A	Grand Canyon	63 74
247	H	Grand Canyon	57 64
257	H	Hawai i	58 73
283	A	UMKC	62 58
283	H	UMKC	66 62
283	N	UMKC	75 64
308	A	UTRGV	67 69
308	H	UTRGV	64 56
323	A	Utah Valley	77 75
323	H	Utah Valley	83 53
346	A	Chi cago St.	63 56
346	H	Chi cago St.	72 60
LAST 12 Di vi si on I GAMES:			
283	N	UMKC	75 64
323	H	Utah Valley	83 53
202	H	CSU Bakersfi el d	64 56
247	H	Grand Canyon	57 64
215	A	New Mexi co St.	53 64
308	A	UTRGV	67 69
346	H	Chi cago St.	72 60
283	H	UMKC	66 62
323	A	Utah Valley	77 75
202	A	CSU Bakersfi el d	68 75
308	H	UTRGV	64 56
215	H	New Mexi co St.	69 59

SeatleU

Seattle U

Section III				Through Games of March 17, 2018						
Average RPI	Win: 199	WON-LOST RECORD	WINNING PCT. RANK	LAST 10 GAMES	STRENGTH OF SCHEDULE	OPP. STRENGTH OF SCHEDULE	TEAM RPI	ADJ. RPI	CONF. RPI	ADJ. CONF. RPI
	Loss: 43									
DIV. I ONLY		16- 15	170	3- 7	87	73	123	123	6	6
DIV. I NON-CONF.		8- 3	65	0- 0	151	181	101	101	6	6

TOTALS	RPI 1-25		RPI 26-50		W-L RECORDS		RPI 51-100		RPI 101-999	RPI 201+
16- 15	0- 6		0- 6		OVERALL		2- 2		14- 1	10- 0
11- 6	0- 3		0- 3		HOME		2- 0		9- 0	6- 0
4- 9	0- 3		0- 3		AWAY		0- 2		4- 1	3- 0
1- 0	0- 0		0- 0		NEUTRAL		0- 0		1- 0	1- 0
8- 3	0- 1		0- 2		NON-CONFERENCE		0- 0		8- 0	5- 0
6- 2	0- 1		0- 1		HOME		0- 0		6- 0	4- 0
2- 1	0- 0		0- 1		AWAY		0- 0		2- 0	1- 0
0- 0	0- 0		0- 0		NEUTRAL		0- 0		0- 0	0- 0
8- 12	0- 5		0- 4		CONFERENCE		2- 2		6- 1	5- 0
5- 4	0- 2		0- 2		HOME		2- 0		3- 0	2- 0
2- 8	0- 3		0- 2		AWAY		0- 2		2- 1	2- 0
1- 0	0- 0		0- 0		NEUTRAL		0- 0		1- 0	1- 0

RPI 1-25					
RPI	S	Opponent	Score		
10	H	UCLA	68	77	
19	A	DePaul	52	78	
19	A	DePaul	66	89	
19	H	DePaul	68	72	
25	A	Marquette	84	97	
25	H	Marquette	54	81	

RPI 26-50					
RPI	S	Opponent	Score		
29	A	Villanova	53	59	
29	H	Villanova	59	67	
30	H	Princeton	83	85	
39	A	Rutgers	45	70	
48	A	Creighton	64	81	
48	H	Creighton	51	68	

RPI 51-100					
RPI	S	Opponent	Score		
71	A	St. John's (NY)	56	75	
71	H	St. John's (NY)	62	57	
98	A	Georgetown	52	71	
98	H	Georgetown	70	65	

Team's RPI: 123					
RPI	S	Opponent	Score		
105	A	Wake Forest	67	57	
130	A	Butler	48	66	
130	H	Butler	75	64	
156	H	Marist	85	60	
162	H	Jacksonville St.	73	54	
208	A	Boston College	73	53	
217	A	Providence	65	56	
217	H	Providence	65	56	
227	A	Xavier	62	51	
227	H	Xavier	58	53	
227	N	Xavier	66	42	
250	H	Rider	85	49	
273	H	Fairfield	80	61	
274	H	St. Francis Brooklyn	84	50	
347	H	Saint Peter's	91	49	

LAST 12 Division I GAMES:					
19	A	DePaul	52	78	
227	N	Xavier	66	42	
19	H	DePaul	68	72	
25	H	Marquette	54	81	
71	A	St. John's (NY)	56	75	
29	A	Villanova	53	59	
98	A	Georgetown	52	71	
130	H	Butler	75	64	
227	H	Xavier	58	53	
48	A	Creighton	64	81	
217	A	Providence	65	56	
71	H	St. John's (NY)	62	57	

Non-Div I Games:

Seton Hall I

Average RPI Win:	276	WON-LOST	WINNING	LAST 10	STRENGTH OF	OPP. STRENGTH	TEAM	ADJ.	CONF.	ADJ CONF.
Average RPI Loss:	133	RECORD	PCT. RANK	GAMES	SCHEDULE	OF SCHEDULE	RPI	RPI	RPI	RPI
DIV. I ONLY	17- 14	147	6- 4	265	269	199	199	28	28	
DIV. I NON-CONF.	5- 6	187	0- 0	127	166	155	155	25	25	

TOTALS	RPI 1-25	RPI 26-50	W-L RECORDS	RPI 51-100	RPI 101-999	RPI 201+				
17- 14	0- 0	0- 3	OVERALL	0- 4	17- 7	16- 4				
11- 5	0- 0	0- 1	HOME	0- 2	11- 2	10- 1				
6- 9	0- 0	0- 2	AWAY	0- 2	6- 5	6- 3				
0- 0	0- 0	0- 0	NEUTRAL	0- 0	0- 0	0- 0				
5- 6	0- 0	0- 1	NON-CONFERENCE	0- 4	5- 1	5- 0				
3- 2	0- 0	0- 0	HOME	0- 2	3- 0	3- 0				
2- 4	0- 0	0- 1	AWAY	0- 2	2- 1	2- 0				
0- 0	0- 0	0- 0	NEUTRAL	0- 0	0- 0	0- 0				
12- 8	0- 0	0- 2	CONFERENCE	0- 0	12- 6	11- 4				
8- 3	0- 0	0- 1	HOME	0- 0	8- 2	7- 1				
4- 5	0- 0	0- 1	AWAY	0- 0	4- 4	4- 3				
0- 0	0- 0	0- 0	NEUTRAL	0- 0	0- 0	0- 0				

RPI	S	Opponent	Score	RPI	S	Opponent	Score	RPI	S	Opponent	Score	RPI	S	Opponent	Score	Team's RPI: 199
36	A	Quinnipiac	54 68	51	A	Harvard	67 75	132	A	Hartford	62 71	156	A	Marist	54 73	
36	H	Quinnipiac	72 83	52	H	FGCU	50 63	156	H	Marist	58 53	156	H	Marist	51 67	
39	A	Rutgers	47 59	82	H	Albany (NY)	63 78	233	A	Niagara	50 65	233	H	Niagara	71 60	
				93	A	Penn St.	72 86	233	H	Niagara	68 73	248	H	Sacred Heart	62 57	
								250	A	Rider	71 67	251	A	Hofstra	70 60	
								258	H	St. Bonaventure	70 62	264	A	Manhattan	56 54	
								264	H	Manhattan	56 51	264	H	Manhattan	56 51	
								269	H	Howard	72 61	273	A	Fairfield	43 44	
								273	H	Fairfield	51 40	273	H	Monmouth	44 41	
								284	H	Monmouth	44 41	285	A	Canisius	57 65	
								285	H	Canisius	68 59	287	A	Colgate	73 70	
								342	A	Iona	70 48	342	H	Iona	64 51	
								347	A	Saint Peter's	62 59	347	H	Saint Peter's	70 36	
								347	H	Saint Peter's	70 36					
LAST 12 Division I GAMES:																
156	H	Marist	51 67	36	H	Quinnipiac	72 83	284	H	Monmouth	44 41	156	A	Marist	54 73	
233	H	Niagara	71 60	284	H	Monmouth	44 41	347	A	Saint Peter's	62 59	264	H	Manhattan	56 51	
347	H	Saint Peter's	70 36	156	A	Marist	54 73	273	H	Fairfield	51 40					
285	H	Canisius	68 59	347	A	Saint Peter's	62 59									
273	A	Fairfield	43 44	264	H	Manhattan	56 51									
264	A	Manhattan	56 54	273	H	Fairfield	51 40									

Non-Div I Games:

Siena

Average RPI Win: 247	WON-LOST RECORD	WINNING PCT. RANK	LAST 10 GAMES	STRENGTH OF SCHEDULE	OPP. STRENGTH OF SCHEDULE	TEAM RPI	ADJ. RPI	CONF. RPI	ADJ CONF. RPI
Average RPI Loss: 148									
DIV. I ONLY	18- 11	101	4- 6	284	227	168	168	22	22
DIV. I NON-CONF.	6- 4	122	0- 0	66	210	78	78	23	23

TOTALS	RPI 1-25	RPI 26-50	W-L RECORDS	RPI 51-100	RPI 101-999	RPI 201+			
18- 11	0- 1	0- 0	OVERALL	0- 3	18- 7	12- 3			
9- 5	0- 0	0- 0	HOME	0- 3	9- 2	6- 1			
8- 6	0- 1	0- 0	AWAY	0- 0	8- 5	5- 2			
1- 0	0- 0	0- 0	NEUTRAL	0- 0	1- 0	1- 0			
6- 4	0- 1	0- 0	NON-CONFERENCE	0- 2	6- 1	3- 0			
3- 2	0- 0	0- 0	HOME	0- 2	3- 0	1- 0			
3- 2	0- 1	0- 0	AWAY	0- 0	3- 1	2- 0			
0- 0	0- 0	0- 0	NEUTRAL	0- 0	0- 0	0- 0			
12- 7	0- 0	0- 0	CONFERENCE	0- 1	12- 6	9- 3			
6- 3	0- 0	0- 0	HOME	0- 1	6- 2	5- 1			
5- 4	0- 0	0- 0	AWAY	0- 0	5- 4	3- 2			
1- 0	0- 0	0- 0	NEUTRAL	0- 0	1- 0	1- 0			

RPI 1-25				RPI 26-50				RPI 51-100				RPI 101+				Team's RPI: 168	
RPI	S	Opponent	Score	RPI	S	Opponent	Score	RPI	S	Opponent	Score	RPI	S	Opponent	Score		
16	A	NC State	50 71					78	H	UAB	66 78	116	A	North Carolina	85 84		
								95	H	Little Rock	35 47	128	H	Central Ark.	64 43		
								97	H	Jacksonville	58 60	134	A	Texas St.	63 78		
												161	A	Ole Miss	59 66		
												166	A	UT Arlington	76 63		
												169	A	Louisiana	72 57		
												169	H	Louisiana	56 59		
												178	A	Troy	71 82		
												178	H	Troy	79 68		
												181	H	Southern U.	69 65		
												210	A	Southern Miss.	78 57		
												219	A	Coastal Caro.	56 71		
												219	H	Coastal Caro.	68 62		
												221	H	Arkansas St.	60 75		
												222	H	New Orleans	67 45		
												263	A	Appalachian St.	56 57		
												263	H	Appalachian St.	54 52		
												306	A	Georgia St.	70 69		
												306	H	Georgia St.	88 52		
												314	A	Alabama St.	59 47		
												327	A	Ga. Southern	81 74		
												327	H	Ga. Southern	79 52		
												338	A	La. -Monroe	67 60		
												338	H	La. -Monroe	72 55		
												338	N	La. -Monroe	80 54		
LAST 12 Division I GAMES:																	

Non-Div I Games: Ga. Southwestern 73 42

South Ala.

South-east of Fla				Through Games of March 17, 2018							
Average RPI		Win: 121	WON-LOST	WINNING	LAST 10	STRENGTH OF	OPP. STRENGTH	TEAM	ADJ.	CONF.	ADJ CONF.
Loss: 8		RECORD	PCT. RANK	GAMES	SCHEDULE	OF SCHEDULE	RPI	RPI	RPI	RPI	
DIV. I ONLY		26- 6	20	8- 2	21	3	11	11	2	2	
DIV. I NON-CONF.		11- 2	22	0- 1	185	5	48	48	2	2	

TOTALS		RPI 1-25		RPI 26-50	W-L RECORDS		RPI 51-100	RPI 101-999		RPI 201+	
26- 6	6- 6			4- 0	OVERALL		4- 0	12- 0		5- 0	
13- 2	3- 2			1- 0	HOME		1- 0	8- 0		5- 0	
8- 3	1- 3			1- 0	AWAY		2- 0	4- 0		0- 0	
5- 1	2- 1			2- 0	NEUTRAL		1- 0	0- 0		0- 0	
11- 2	2- 2			1- 0	NON-CONFERENCE		1- 0	7- 0		5- 0	
6- 1	1- 1			0- 0	HOME		0- 0	5- 0		5- 0	
3- 0	1- 0			0- 0	AWAY		0- 0	2- 0		0- 0	
2- 1	0- 1			1- 0	NEUTRAL		1- 0	0- 0		0- 0	
15- 4	4- 4			3- 0	CONFERENCE		3- 0	5- 0		0- 0	
7- 1	2- 1			1- 0	HOME		1- 0	3- 0		0- 0	
5- 3	0- 3			1- 0	AWAY		2- 0	2- 0		0- 0	
3- 0	2- 0			1- 0	NEUTRAL		0- 0	0- 0		0- 0	

RPI	S	Opponent	Score	RPI	S	Opponent	Score	RPI	S	Opponent	Score	RPI	S	Opponent	Score
1	H	UConn	58 83	26	A	Georgia	77 65	71	N	St. John's (NY)	76 58	101	H	Auburn	71 63
2	N	Notre Dame	85 92	26	N	Georgia	71 49	86	A	Kentucky	81 64	143	H	Arkansas	90 42
5	A	Mississippi St.	53 67	28	H	LSU	57 48	86	H	Kentucky	81 63	152	A	Vanderbilt	95 82
5	N	Mississippi St.	62 51	39	N	Rutgers	78 68	94	A	Alabama	79 66	161	A	Ole Miss	88 62
9	A	Tennessee	46 65									165	A	Clemson	66 36
9	H	Tennessee	70 86									177	H	Florida	64 57
9	N	Tennessee	73 62									184	A	Temple	87 60
15	H	Texas A&M	61 59									262	H	Col. of Charleston	69 43
17	A	Maryland	94 86									302	H	Wofford	94 60
18	H	Duke	72 52									307	H	Western Caro.	101 43
23	A	Missouri	74 83									314	H	Alabama St.	99 31
23	H	Missouri	64 54									340	H	Savannah St.	99 38

LAST 12 Division I GAMES:															
5	N	Mississippi St.	62 51	26	A	Georgia	77 65	177	H	Florida	64 57	5	A	Mississippi St.	53 67
26	N	Georgia	71 49	94	A	Alabama	79 66	1	H	UConn	58 83	23	H	Missouri	64 54
9	N	Tennessee	73 62	5	A	Mississippi St.	53 67								
9	A	Tennessee	46 65												
28	H	LSU	57 48												
86	H	Kentucky	81 63												

Non-Div I Games:

South Carolina

Average RPI Win:	308	WON-LOST	WINNING	LAST 10	STRENGTH OF	OPP. STRENGTH	TEAM	ADJ.	CONF.	ADJ CONF.
Average RPI Loss:	218	RECORD	PCT. RANK	GAMES	SCHEDULE	OF SCHEDULE	RPI	RPI	RPI	RPI

DIV. I ONLY	10- 18	246	5- 5	347	316	318	318	30	30
DIV. I NON-CONF.	3- 7	254	0- 0	343	164	313	313	30	30

TOTALS	RPI 1-25	RPI 26-50	W-L RECORDS	RPI 51-100	RPI 101-999	RPI 201+			
10- 18	0- 0	0- 1	OVERALL	0- 1	10- 16	9- 10			
5- 5	0- 0	0- 0	HOME	0- 0	5- 5	4- 4			
4- 12	0- 0	0- 0	AWAY	0- 0	4- 1	4- 1			
1- 1	0- 0	0- 0	NEUTRAL	0- 0	1- 1	1- 0			
3- 7	0- 0	0- 1	NON-CONFERENCE	0- 1	3- 5	3- 3			
1- 1	0- 0	0- 0	HOME	0- 0	1- 1	1- 1			
2- 6	0- 0	0- 1	AWAY	0- 1	2- 4	2- 2			
0- 0	0- 0	0- 0	NEUTRAL	0- 0	0- 0	0- 0			
7- 11	0- 0	0- 0	CONFERENCE	0- 0	7- 11	6- 7			
4- 4	0- 0	0- 0	HOME	0- 0	4- 4	3- 3			
2- 6	0- 0	0- 0	AWAY	0- 0	2- 6	2- 4			
1- 1	0- 0	0- 0	NEUTRAL	0- 0	1- 1	1- 0			

RPI S Opponent	Score	RPI S Opponent	Score	RPI S Opponent	Score	RPI S Opponent	Score	Team's RPI: 318
47 A Mercer	53 74	68 A Georgi a Tech	40 86	122 A Bethune-Cookman	50 68	160 H N. C. A&T	54 74	
				160 N N. C. A&T	38 54	165 A Clemson	48 56	
				167 A Charlotte	49 64	179 A Hampton	42 60	
				179 H Hampton	78 70	216 A Norfolk St.	49 63	
				216 H Norfolk St.	67 71	266 H UMES	54 51	
				269 H Howard	58 68	270 A Morgan St.	55 65	
				280 A Old Domini on	35 52	303 A USC Upstate	44 63	
				307 H Western Caro.	75 45	320 H N. C. Central	63 81	
				320 N N. C. Central	76 67	321 A Coppin St.	39 56	
				321 H Coppin St.	67 65	324 A Charleston So.	60 58	
				327 H Ga. Southern	58 61	333 A Delaware St.	44 58	
				336 A Florida A&M	82 49	340 A Savannah St.	71 60	
				340 H Savannah St.	80 78	344 A Winthrop	65 37	
LAST 12 Division I GAMES:								
160 N N. C. A&T	38 54	179 A Hampton	42 60					
320 N N. C. Central	76 67	160 H N. C. A&T	54 74					
340 H Savannah St.	80 78	321 H Coppin St.	67 65					
336 A Florida A&M	82 49	340 A Savannah St.	71 60					
320 H N. C. Central	63 81	270 A Morgan St.	55 65					
216 A Norfolk St.	49 63	321 A Coppin St.	39 56					

Non-Div I Games: Johnson & Wales (NC) 40 Columbia Int'l 82 38

South Carolina St.

South Dakota

Through Games Of March 7, 2018

Average RPI Win:	199	WON-LOST	WINNING	LAST 10	STRENGTH OF	OPP. STRENGTH	TEAM	ADJ.	CONF.	ADJ CONF.
Average RPI Loss:	86	RECORD	PCT. RANK	GAMES	SCHEDULE	OF SCHEDULE	RPI	RPI	RPI	RPI

DIV. I ONLY	23- 6	29	8- 1	157	117	59	59	12	12
DIV. I NON-CONF.	7- 5	132	0- 0	199	60	131	131	17	17
TOTALS	RPI 1-25	RPI 26-50	W-L RECORDS	RPI 51-100	RPI 101-999	RPI 201+			
23- 6	0- 1	3- 1	OVERALL	2- 1	18- 3	11- 0			
11- 1	0- 0	2- 0	HOME	1- 0	8- 1	5- 0			
9- 2	0- 0	1- 0	AWAY	1- 0	7- 2	4- 0			
3- 3	0- 1	0- 1	NEUTRAL	0- 1	3- 0	2- 0			
7- 5	0- 1	1- 0	NON-CONFERENCE	0- 1	6- 3	4- 0			
4- 1	0- 0	1- 0	HOME	0- 0	3- 1	2- 0			
2- 2	0- 0	0- 0	AWAY	0- 0	2- 2	1- 0			
1- 2	0- 1	0- 0	NEUTRAL	0- 1	1- 0	1- 0			
16- 1	0- 0	2- 1	CONFERENCE	2- 0	12- 0	7- 0			
7- 0	0- 0	1- 0	HOME	1- 0	5- 0	3- 0			
7- 0	0- 0	1- 0	AWAY	1- 0	5- 0	3- 0			
2- 1	0- 0	0- 1	NEUTRAL	0- 0	2- 0	1- 0			

RPI S Opponent Score	RPI S Opponent Score	RPI S Opponent Score	RPI S Opponent Score
9 N Tennessee 49 69	27 A South Dakota St. 67 61	58 N Oklahoma St. 68 76	106 A Iowa St. 76 81
	27 H South Dakota St. 80 75	100 A Western Ill. 82 58	117 A SFA 55 77
	27 N South Dakota St. 50 65	100 H Western Ill. 92 81	151 A Wichita St. 62 48
	48 H Creighton 73 68		174 A Oral Roberts 73 68
			174 H Oral Roberts 72 55
			174 N Oral Roberts 65 53
			180 A Denver 82 60
			180 H Denver 79 51
			197 H Tulsa 61 64
			201 H North Dakota 76 71
			202 H CSU Bakersfield 66 50
			232 H UC Riverside 75 66
			244 A Omaha 72 50
			244 H Omaha 70 46
			261 N Indiana St. 71 59
			286 A North Dakota St. 82 67
			286 H North Dakota St. 80 54
			312 A Incarnate Word 81 51
			326 A Fort Wayne 79 60
			326 H Fort Wayne 85 43
			326 N Fort Wayne 83 32
LAST 12 Division I GAMES:			
27 N South Dakota St. 50 65	326 A Fort Wayne 79 60		
174 N Oral Roberts 65 53	286 H North Dakota St. 80 54		
326 N Fort Wayne 83 32	100 H Western Ill. 92 81		
27 H South Dakota St. 80 75	180 A Denver 82 60		
174 H Oral Roberts 72 55	27 A South Dakota St. 67 61		
244 A Omaha 72 50	244 H Omaha 70 46		

Non-Div I Games: Mt. Marty 87 25 Doane 96 54 Bellevue 89 32

South Dakota

Loss, Non-Conf, S Site, H Home A Away N Neutral

Average RPI Win:	178	WON-LOST	WINNING	LAST 10	STRENGTH OF	OPP. STRENGTH	TEAM	ADJ.	CONF.	ADJ CONF.
Average RPI Loss:	41	RECORD	PCT. RANK	GAMES	SCHEDULE	OF SCHEDULE	RPI	RPI	RPI	RPI

DIV. I ONLY	25- 6	22	9- 1	66	109	27	27	12	12
DIV. I NON-CONF.	10- 4	73	0- 0	29	21	28	28	17	17
TOTALS	RPI 1-25	RPI 26-50	W-L RECORDS	RPI 51-100	RPI 101-999	RPI 201+			
25- 6	1- 2	1- 1	OVERALL	6- 3	17- 0	9- 0			
12- 2	0- 1	1- 0	HOME	1- 1	10- 0	5- 0			
8- 4	0- 1	0- 1	AWAY	3- 2	5- 0	3- 0			
5- 0	1- 0	0- 0	NEUTRAL	2- 0	2- 0	1- 0			
10- 4	1- 2	1- 1	NON-CONFERENCE	2- 1	6- 0	2- 0			
6- 1	0- 1	1- 0	HOME	0- 0	5- 0	2- 0			
2- 3	0- 1	0- 1	AWAY	2- 1	0- 0	0- 0			
2- 0	1- 0	0- 0	NEUTRAL	0- 0	1- 0	0- 0			
15- 2	0- 0	0- 0	CONFERENCE	4- 2	11- 0	7- 0			
6- 1	0- 0	0- 0	HOME	1- 1	5- 0	3- 0			
6- 1	0- 0	0- 0	AWAY	1- 1	5- 0	3- 0			
3- 0	0- 0	0- 0	NEUTRAL	2- 0	1- 0	1- 0			

RPI	S	Opponent	Score	RPI	S	Opponent	Score	RPI	S	Opponent	Score	RPI	S	Opponent	Score
3	H	Louisville	64 68	34	H	Oklahoma	67 61	52	A	FGCU	78 87	136	H	UNI	57 47
16	N	NC State	75 67	48	A	Creighton	65 72	59	A	South Dakota	75 80	151	H	Wichita St.	96 64
22	A	Green Bay	41 55					59	H	South Dakota	61 67	167	N	Charlotte	71 70
								59	N	South Dakota	65 50	174	A	Oral Roberts	77 70
								70	A	Drake	85 78	174	H	Oral Roberts	96 72
								76	A	George Washington	97 88	180	A	Denver	69 58
								100	A	Western Ill.	70 42	180	H	Denver	95 59
								100	H	Western Ill.	84 48	201	H	North Dakota	66 52
								100	N	Western Ill.	80 51	207	H	Bowling Green	76 44
												244	A	Omaha	103 54
												244	H	Omaha	89 64
												286	A	North Dakota St.	85 64
												286	H	North Dakota St.	83 63
												286	N	North Dakota St.	87 62
												326	A	Fort Wayne	77 55
												326	H	Fort Wayne	105 49
												339	H	NJIT	92 48
LAST 12 Division I GAMES:															
		59	N	South Dakota	65	50				174	H	Oral Roberts	96	72	
		100	N	Western Ill.	80	51				180	H	Denver	95	59	
		286	N	North Dakota St.	87	62				244	A	Omaha	103	54	
		326	A	Fort Wayne	77	55				286	A	North Dakota St.	85	64	
		59	A	South Dakota	75	80				326	H	Fort Wayne	105	49	
		100	A	Western Ill.	70	42				59	H	South Dakota	61	67	

Non-Div I Games: Dakota Wesleyan 76 63

South Dakota St.

Average RPI Win: 134	WON-LOST RECORD	WINNING PCT. RANK	LAST 10 GAMES	STRENGTH OF SCHEDULE	OPP. STRENGTH OF SCHEDULE	TEAM RPI	ADJ. RPI	CONF. RPI	ADJ CONF. RPI
Average RPI Loss: 37									
DIV. I ONLY	26- 7	34	8- 2	24	33	14	14	7	7
DIV. I NON-CONF.	11- 3	45	1- 0	65	4	25	25	7	7

TOTALS	RPI 1-25	RPI 26-50	W-L RECORDS	RPI 51-100	RPI 101-999	RPI 201+			
26- 7	1- 4	5- 1	OVERALL	3- 1	17- 1	4- 0			
13- 1	1- 1	2- 0	HOME	1- 0	9- 0	3- 0			
8- 3	0- 1	1- 1	AWAY	1- 0	6- 1	1- 0			
5- 3	0- 2	2- 0	NEUTRAL	1- 1	2- 0	0- 0			
11- 3	1- 1	2- 1	NON-CONFERENCE	2- 1	6- 0	3- 0			
6- 0	1- 0	1- 0	HOME	0- 0	4- 0	2- 0			
2- 1	0- 0	0- 1	AWAY	1- 0	1- 0	1- 0			
3- 2	0- 1	1- 0	NEUTRAL	1- 1	1- 0	0- 0			
15- 4	0- 3	3- 0	CONFERENCE	1- 0	11- 1	1- 0			
7- 1	0- 1	1- 0	HOME	1- 0	5- 0	1- 0			
6- 2	0- 1	1- 0	AWAY	0- 0	5- 1	0- 0			
2- 1	0- 1	1- 0	NEUTRAL	0- 0	1- 0	0- 0			

RPI 1-25				Team's RPI: 14				RPI 26-50				RPI 51-100				RPI 101+			
RPI	S	Opponent	Score	RPI	S	Opponent	Score	RPI	S	Opponent	Score	RPI	S	Opponent	Score				
1	A	UConn	53 82	28	H	LSU	61 55	66	N	Michigan St.	73 83	103	A	Cincinnati	69 46				
1	H	UConn	49 100	33	N	Dayton	93 87	71	N	St. John's (NY)	68 59	103	H	Cincinnati	84 65				
1	N	UConn	54 70	34	A	Oklahoma	74 79	76	A	George Washington	83 78	111	N	Washington St.	82 45				
2	N	Notre Dame	66 76	46	A	UCF	77 68	79	H	Houston	81 65	125	A	Tulane	63 53				
6	H	Ohio St.	84 65	46	H	UCF	62 45					125	H	Tulane	75 46				
				46	N	UCF	74 59					130	H	Butler	71 55				
												151	A	Wichita St.	56 64				
												181	H	Southern U.	108 48				
												184	A	Temple	89 73				
												184	H	Temple	76 60				
												191	A	Memphis	81 62				
												192	H	East Carolina	88 47				
												192	N	East Carolina	80 44				
												197	A	Tulsa	71 57				
												214	H	SMU	64 54				
												221	H	Arkansas St.	98 55				
												299	A	FIU	82 52				
												309	H	Houston Baptist	90 43				
LAST 12 Division I GAMES:																			
				1	N	UConn	54 70	46	A	UCF	77 68								
				46	N	UCF	74 59	214	H	SMU	64 54								
				192	N	East Carolina	80 44	6	H	Ohio St.	84 65								
				1	A	UConn	53 82	192	H	East Carolina	88 47								
				103	H	Cincinnati	84 65	125	A	Tulane	63 53								
				79	H	Houston	81 65	197	A	Tulsa	71 57								

Non-Div I Games:

South Fla.

Average RPI		Win: 287	Loss: 144	WON-LOST RECORD	WINNING PCT. RANK	LAST 10 GAMES	STRENGTH OF SCHEDULE	OPP. STRENGTH OF SCHEDULE	TEAM RPI	ADJ. RPI	CONF. RPI	ADJ CONF. RPI
DIV. I ONLY				12- 17	224	4- 6	203	281	231	231	25	25
DIV. I NON-CONF.				3- 7	254	0- 0	54	224	190	190	27	27
TOTALS		RPI 1-25		RPI 26-50		W-L RECORDS		RPI 51-100		RPI 101-999		RPI 201+
12- 17		0- 1		0- 1		OVERALL		0- 2		12- 13		10- 2
7- 5		0- 0		0- 0		HOME		0- 1		7- 4		6- 1
4- 11		0- 0		0- 0		AWAY		0- 0		4- 1		4- 0
1- 1		0- 0		0- 0		NEUTRAL		0- 0		1- 1		0- 0
3- 7		0- 1		0- 1		NON-CONFERENCE		0- 1		3- 4		2- 0
2- 1		0- 0		0- 0		HOME		0- 0		2- 1		2- 0
0- 6		0- 1		0- 1		AWAY		0- 1		0- 3		0- 0
1- 0		0- 0		0- 0		NEUTRAL		0- 0		1- 0		0- 0
9- 10		0- 0		0- 0		CONFERENCE		0- 1		9- 9		8- 2
5- 4		0- 0		0- 0		HOME		0- 1		5- 3		4- 1
4- 5		0- 0		0- 0		AWAY		0- 0		4- 5		4- 1
0- 1		0- 0		0- 0		NEUTRAL		0- 0		0- 1		0- 0

RPI 1-25			
RPI	S	Opponent	Score
3	A	Louisville	40 80
RPI 26-50			
RPI	S	Opponent	Score
44	A	Ball St.	56 69
RPI 51-100			
RPI	S	Opponent	Score
57	H	Belmont	57 67
100	A	Western Ill.	59 87
RPI 101+			
RPI	S	Opponent	Score
103	A	Cincinnati	52 65
109	A	George Mason	38 57
113	N	Saint Francis (PA)	82 50
158	A	UT Martin	65 72
158	H	UT Martin	68 69
158	N	UT Martin	60 63
162	A	Jacksonville St.	48 55
163	A	SIUE	57 65
163	H	SIUE	72 62
173	H	Southern Ill.	74 79
183	A	Kansas	50 51
190	A	Morehead St.	58 60
190	H	Morehead St.	56 59
249	A	Austin Peay	65 66
249	H	Austin Peay	50 61
268	H	Bradley	57 53
294	A	Murray St.	85 74
294	H	Murray St.	80 70
313	A	Tennessee Tech	70 66
316	A	Eastern Ky.	66 52
316	H	Eastern Ky.	69 55
330	H	Tennessee St.	71 66
345	A	Eastern Ill.	77 54
345	H	Eastern Ill.	51 48
349	H	Evansville	74 65
LAST 12 Division I GAMES:			
158	N	UT Martin	60 63
158	H	UT Martin	68 69
316	A	Eastern Ky.	66 52
163	H	SIUE	72 62
345	H	Eastern Ill.	51 48
158	A	UT Martin	65 72
190	A	Morehead St.	58 60
249	H	Austin Peay	50 61
294	H	Murray St.	80 70
162	A	Jacksonville St.	48 55
313	A	Tennessee Tech	70 66
345	A	Eastern Ill.	77 54

Southeast Mo. St.

Average RPI Win:	253	WON-LOST	WINNING	LAST 10	STRENGTH OF	OPP. STRENGTH	TEAM	ADJ.	CONF.	ADJ CONF.
Average RPI Loss:	192	RECORD	PCT. RANK	GAMES	SCHEDULE	OF SCHEDULE	RPI	RPI	RPI	RPI
DIV. I ONLY	8- 21	280	5- 5	268	276	298	298	26	26	
DIV. I NON-CONF.	1- 10	327	0- 0	168	188	295	295	26	26	

TOTALS	RPI 1-25	RPI 26-50	W-L RECORDS	RPI 51-100	RPI 101-999	RPI 201+				
8- 21	0- 0	0- 1	OVERALL	0- 2	8- 18	6- 12				
4- 8	0- 0	0- 0	HOME	0- 1	4- 7	3- 6				
4- 12	0- 0	0- 1	AWAY	0- 1	4- 10	3- 6				
0- 1	0- 0	0- 0	NEUTRAL	0- 0	0- 1	0- 0				
1- 10	0- 0	0- 1	NON-CONFERENCE	0- 1	1- 8	0- 4				
0- 3	0- 0	0- 0	HOME	0- 0	0- 3	0- 2				
1- 6	0- 0	0- 1	AWAY	0- 1	1- 4	0- 2				
0- 1	0- 0	0- 0	NEUTRAL	0- 0	0- 1	0- 0				
7- 11	0- 0	0- 0	CONFERENCE	0- 1	7- 10	6- 8				
4- 5	0- 0	0- 0	HOME	0- 1	4- 4	3- 4				
3- 6	0- 0	0- 0	AWAY	0- 0	3- 6	3- 4				
0- 0	0- 0	0- 0	NEUTRAL	0- 0	0- 0	0- 0				

RPI	S	Opponent	Score	RPI	S	Opponent	Score	RPI	S	Opponent	Score	RPI	S	Opponent	Score	Team's RPI: 298
28	A	LSU	56 84	69	A	TCU	62 112	101	A	Auburn	46 80	103	A	Cincinnati	43 82	
				91	H	Lamar University	58 75	117	A	SFA	67 79	122	A	Bethune-Cookman	60 58	
								128	A	Central Ark.	47 63	128	H	Central Ark.	78 70	
								149	N	Kent St.	60 81	169	H	Louisiana	56 68	
								222	A	New Orleans	73 82	222	H	New Orleans	71 74	
								223	A	A&M-Corpus Christi	52 56	224	A	Grambling	52 61	
								225	A	Akron	54 66	229	A	Nicholls St.	66 57	
								229	H	Nicholls St.	64 79	253	A	Abilene Christian	80 86	
								253	H	Abilene Christian	78 76	276	A	McNeese	47 69	
								276	H	McNeese	65 77	291	H	Alcorn	77 84	
								309	A	Houston Baptist	76 61	311	H	Alabama A&M	74 76	
								312	H	Incarinate Word	65 54	335	H	Sam Houston St.	52 57	
								336	A	Northwestern St.	64 54	336	H	Northwestern St.	71 65	
LAST 12 Division I GAMES:																
229	H	Nicholls St.	64 79	312	H	Incarinate Word	65 54									
222	H	New Orleans	71 74	128	H	Central Ark.	78 70									
336	A	Northwestern St.	64 54	223	A	A&M-Corpus Christi	52 56									
253	H	Abilene Christian	78 76	229	A	Nicholls St.	66 57									
222	A	New Orleans	73 82	335	H	Sam Houston St.	52 57									
276	A	McNeese	47 69	336	H	Northwestern St.	71 65									

Non-Div I Games:

Southeastern La.

Average RPI Win:	168	WON-LOST	WINNING	LAST 10	STRENGTH OF	OPP. STRENGTH	TEAM	ADJ.	CONF.	ADJ CONF.
Average RPI Loss:	19	RECORD	PCT. RANK	GAMES	SCHEDULE	OF SCHEDULE	RPI	RPI	RPI	RPI
DIV. I ONLY	20- 11	89	5- 5	47	57	49	49	5	5	
DIV. I NON-CONF.	10- 1	15	0- 0	180	228	43	43	3	3	

TOTALS	RPI 1-25	RPI 26-50	W-L RECORDS	RPI 51-100	RPI 101-999	RPI 201+				
20- 11	0- 8	1- 3	OVERALL	2- 0	17- 0	7- 0				
7- 5	0- 4	1- 1	HOME	1- 0	5- 0	3- 0				
9- 5	0- 3	0- 2	AWAY	0- 0	9- 0	4- 0				
4- 1	0- 1	0- 0	NEUTRAL	1- 0	3- 0	0- 0				
10- 1	0- 1	0- 0	NON-CONFERENCE	1- 0	9- 0	6- 0				
2- 1	0- 1	0- 0	HOME	0- 0	2- 0	2- 0				
5- 0	0- 0	0- 0	AWAY	0- 0	5- 0	4- 0				
3- 0	0- 0	0- 0	NEUTRAL	1- 0	2- 0	0- 0				
10- 10	0- 7	1- 3	CONFERENCE	1- 0	8- 0	1- 0				
5- 4	0- 3	1- 1	HOME	1- 0	3- 0	1- 0				
4- 5	0- 3	0- 2	AWAY	0- 0	4- 0	0- 0				
1- 1	0- 1	0- 0	NEUTRAL	0- 0	1- 0	0- 0				

RPI 1-25				RPI 26-50				Team's RPI: 49				RPI 51-100				RPI 101+			
RPI	S	Opponent	Score	RPI	S	Opponent	Score	RPI	S	Opponent	Score	RPI	S	Opponent	Score	RPI	S	Opponent	Score
7	A	Oregon	74 80	41	A	Oregon St.	63 69	53	H	Ari zona St.	77 62	104	N	Mi ddle Tenn.	72 57				
7	H	Oregon	66 70	41	H	Oregon St.	65 61	62	N	Purdue	58 46	110	A	Utah	58 47				
10	A	UCLA	46 59	42	A	Cal i forni a	64 76					110	H	Utah	53 52				
10	H	UCLA	70 84	42	H	Cal i forni a	59 62					111	A	Washington St.	73 72				
13	A	Stanford	65 72									111	N	Washi ngton St.	47 44				
13	H	Stanford	55 59									141	A	Loyol a Marymount	80 70				
13	N	Stanford	59 69									142	A	Col orado	86 51				
15	H	Texas A&M	74 75									142	H	Col orado	65 53				
												156	N	Mari st	78 57				
												198	A	Washi ngton	72 61				
												209	H	Montana St.	98 47				
												232	A	UC Ri versi de	64 46				
												257	A	Hawai i	71 60				
												277	H	Ari zona	78 52				
												289	A	Santa Cl ara	64 43				
												301	H	Long Beach St.	75 60				
												308	A	UTRGV	71 64				

LAST 12 Division I GAMES:																			
		13 N Stanford	59 69			277 H Ari zona	78 52												
		111 N Washington St.	47 44			53 H Ari zona St.	77 62												
		142 H Colorado	65 53			10 H UCLA	70 84												
		110 H Utah	53 52			10 A UCLA	46 59												
		41 A Oregon St.	63 69			198 A Washington	72 61												
		7 A Oregon	74 80			111 A Washi ngton St.	73 72												

Non-Div I Games:

Southern Cal i forni a

Average RPI Win:	252	WON-LOST	WINNING	LAST 10	STRENGTH OF	OPP. STRENGTH	TEAM	ADJ.	CONF.	ADJ CONF.
Average RPI Loss:	137	RECORD	PCT. RANK	GAMES	SCHEDULE	OF SCHEDULE	RPI	RPI	RPI	RPI
DIV. I ONLY	15- 13	153	5- 5	198	260	173	173	24	24	
DIV. I NON-CONF.	4- 6	214	0- 0	61	234	130	130	21	21	

TOTALS	RPI 1-25	RPI 26-50	W-L RECORDS	RPI 51-100	RPI 101-999	RPI 201+				
15- 13	0- 0	0- 1	OVERALL	1- 6	14- 6	11- 3				
8- 4	0- 0	0- 0	HOME	1- 2	7- 2	5- 1				
7- 7	0- 0	0- 0	AWAY	0- 0	7- 1	6- 1				
0- 2	0- 0	0- 1	NEUTRAL	0- 1	0- 0	0- 0				
4- 6	0- 0	0- 1	NON-CONFERENCE	0- 3	4- 2	2- 0				
1- 2	0- 0	0- 0	HOME	0- 1	1- 1	0- 0				
3- 2	0- 0	0- 0	AWAY	0- 1	3- 1	2- 0				
0- 2	0- 0	0- 1	NEUTRAL	0- 1	0- 0	0- 0				
11- 7	0- 0	0- 0	CONFERENCE	1- 3	10- 4	9- 3				
7- 2	0- 0	0- 0	HOME	1- 1	6- 1	5- 1				
4- 5	0- 0	0- 0	AWAY	0- 2	4- 3	4- 2				
0- 0	0- 0	0- 0	NEUTRAL	0- 0	0- 0	0- 0				

RPI 1-25				RPI 26-50				RPI 51-100				RPI 101+ Team's RPI: 173			
RPI	S	Opponent	Score	RPI	S	Opponent	Score	RPI	S	Opponent	Score	RPI	S	Opponent	Score
				50	N	Miami (FL)	65 75	56	H	Western Ky.	49 75	136	A	UNI	63 71
								70	A	Drake	73 84	136	H	UNI	60 53
								70	H	Drake	64 75	158	H	UT Martin	84 72
								78	A	UAB	66 76	163	H	SIUE	53 57
								82	N	Albany (NY)	57 68	190	A	Morehead St.	81 85
								99	A	Missouri St.	61 79	191	A	Memphis	68 56
								99	H	Missouri St.	71 69	231	A	Southeast Mo. St.	79 74
												243	A	Illinois St.	46 49
												243	H	Illinois St.	36 39
												261	A	Indiana St.	64 45
												261	H	Indiana St.	54 43
												268	A	Bradley	63 62
												268	H	Bradley	62 53
												297	A	Valparaiso	88 86
												297	H	Valparaiso	74 63
												304	A	Loyola Chicago	53 62
												304	H	Loyola Chicago	62 46
												310	A	Marshall	64 59
												349	A	Evansville	74 62
												349	H	Evansville	66 41

LAST 12 Division I GAMES:															
				349	H	Evansville	66 41	243	H	Illinois St.	36 39				
				261	H	Indiana St.	54 43	136	A	UNI	63 71				
				99	A	Missouri St.	61 79	70	A	Drake	73 84				
				304	A	Loyola Chicago	53 62	99	H	Missouri St.	71 69				
				297	A	Valparaiso	88 86	297	H	Valparaiso	74 63				
				268	H	Bradley	62 53	304	H	Loyola Chicago	62 46				

Non-Div I Games: Martin Methodist 60 50

Southern Ill.

Average RPI Win:	219	WON-LOST	WINNING	LAST 10	STRENGTH OF	OPP. STRENGTH	TEAM	ADJ.	CONF.	ADJ CONF.
Average RPI Loss:	159	RECORD	PCT. RANK	GAMES	SCHEDULE	OF SCHEDULE	RPI	RPI	RPI	RPI
DIV. I ONLY	13- 15	203	3- 7	221	159	210	210	18	18	
DIV. I NON-CONF.	6- 5	153	0- 0	325	114	238	238	20	20	

TOTALS	RPI 1-25	RPI 26-50	W-L RECORDS	RPI 51-100	RPI 101-999	RPI 201+				
13- 15	0- 1	0- 0	OVERALL	2- 2	11- 12	7- 4				
10- 4	0- 0	0- 0	HOME	1- 0	9- 4	6- 2				
3- 10	0- 1	0- 0	AWAY	1- 2	2- 7	1- 2				
0- 1	0- 0	0- 0	NEUTRAL	0- 0	0- 1	0- 0				
6- 5	0- 1	0- 0	NON-CONFERENCE	0- 1	6- 3	5- 0				
5- 1	0- 0	0- 0	HOME	0- 0	5- 1	4- 0				
1- 4	0- 1	0- 0	AWAY	0- 1	1- 2	1- 0				
0- 0	0- 0	0- 0	NEUTRAL	0- 0	0- 0	0- 0				
7- 10	0- 0	0- 0	CONFERENCE	2- 1	5- 9	2- 4				
5- 3	0- 0	0- 0	HOME	1- 0	4- 3	2- 2				
2- 6	0- 0	0- 0	AWAY	1- 1	1- 5	0- 2				
0- 1	0- 0	0- 0	NEUTRAL	0- 0	0- 1	0- 0				

RPI 1-25				RPI 26-50				RPI 51-100				RPI 101+				Team's RPI: 210
RPI	S	Opponent	Score	RPI	S	Opponent	Score	RPI	S	Opponent	Score	RPI	S	Opponent	Score	
5	A	Mississippi St.	56 91					56	A	Western Ky.	60 81	102	A	Rice	56 62	
								56	H	Western Ky.	69 63	104	A	Middle Tenn.	61 53	
								68	A	Georgia Tech	44 63	125	H	Tulane	66 58	
								78	A	UAB	80 63	126	A	Louisiana Tech	57 89	
												126	H	Louisiana Tech	65 50	
												159	A	Samford	56 61	
												161	A	Ole Miss	59 68	
												167	A	Charlotte	56 66	
												167	H	Charlotte	79 85	
												168	H	South Ala.	57 78	
												170	H	UTEP	60 53	
												170	N	UTEP	67 72	
												212	A	North Texas	62 71	
												241	A	Fla. Atlantic	74 89	
												259	H	UTSA	83 60	
												280	H	Old Dominion	55 74	
												291	H	Alcorn	72 67	
												299	H	FIU	70 74	
												310	H	Marshall	70 61	
												314	H	Alabama St.	72 35	
												335	H	Sam Houston St.	58 38	
												336	A	Northwestern St.	71 59	
												341	H	Mississippi Val.	84 69	
LAST 12 Division I GAMES:																
170	N	UTEP	67 72	212	A	North Texas	62 71									
299	H	FIU	70 74	280	H	Old Dominion	55 74									
56	H	Western Ky.	69 63	310	H	Marshall	70 61									
170	H	UTEP	60 53	102	A	Rice	56 62									
241	A	Fla. Atlantic	74 89	259	H	UTSA	83 60									
126	A	Louisiana Tech	57 89	167	H	Charlotte	79 85									

Non-Div I Games: William Carey 82 44 Blue Mountain (MS) 96 46

Southern Miss.

Average RPI Win:	298	WON-LOST	WINNING	LAST 10	STRENGTH OF	OPP. STRENGTH	TEAM	ADJ.	CONF.	ADJ CONF.
Average RPI Loss:	150	RECORD	PCT. RANK	GAMES	SCHEDULE	OF SCHEDULE	RPI	RPI	RPI	RPI
DIV. I ONLY	15- 12	137	7- 3	290	322	181	181	32	32	
DIV. I NON-CONF.	0- 8	337	0- 0	44	19	274	274	32	32	

TOTALS	RPI 1-25	RPI 26-50	W-L RECORDS	RPI 51-100	RPI 101-999	RPI 201+				
15- 12	0- 1	0- 0	OVERALL	0- 3	15- 8	15- 5				
9- 1	0- 0	0- 0	HOME	0- 0	9- 1	9- 1				
6- 10	0- 1	0- 0	AWAY	0- 2	6- 7	6- 4				
0- 1	0- 0	0- 0	NEUTRAL	0- 1	0- 0	0- 0				
0- 8	0- 1	0- 0	NON-CONFERENCE	0- 3	0- 4	0- 1				
0- 0	0- 0	0- 0	HOME	0- 0	0- 0	0- 0				
0- 7	0- 1	0- 0	AWAY	0- 2	0- 4	0- 1				
0- 1	0- 0	0- 0	NEUTRAL	0- 1	0- 0	0- 0				
15- 4	0- 0	0- 0	CONFERENCE	0- 0	15- 4	15- 4				
9- 1	0- 0	0- 0	HOME	0- 0	9- 1	9- 1				
6- 3	0- 0	0- 0	AWAY	0- 0	6- 3	6- 3				
0- 0	0- 0	0- 0	NEUTRAL	0- 0	0- 0	0- 0				

RPI	S	Opponent	Score	RPI	S	Opponent	Score	RPI	S	Opponent	Score	RPI	S	Opponent	Score	Team's RPI: 181
14	A	South Fla.	48 108					54	A	Indiana	49 64	101	A	Auburn	47 65	
								58	A	Oklahoma St.	66 94	122	A	Bethune-Cookman	56 68	
								85	N	Tol edo	76 81	168	A	South Ala.	65 69	
												203	A	Wisconsin	74 77	
												220	A	Texas Southern	67 57	
												220	H	Texas Southern	60 66	
												224	A	Grambling	71 79	
												224	H	Grambling	63 44	
												236	A	Prairie View	62 69	
												236	H	Prairie View	96 58	
												291	A	Alcorn	75 55	
												291	H	Alcorn	64 56	
												296	A	Jackson St.	68 58	
												296	H	Jackson St.	86 76	
												311	A	Alabama A&M	58 46	
												311	H	Alabama A&M	77 62	
												314	A	Alabama St.	56 58	
												314	H	Alabama St.	66 58	
												331	A	Ark.-Pine Bluff	71 52	
												331	H	Ark.-Pine Bluff	59 47	
												331	H	Ark.-Pine Bluff	70 60	
												341	A	Mississippi Val.	70 54	
												341	H	Mississippi Val.	66 58	
LAST 12 Division I GAMES:																
331	H	Ark.-Pine Bluff	70 60	341	H	Mississippi Val.	66 58									
236	H	Prairie View	96 58	331	H	Ark.-Pine Bluff	59 47									
220	H	Texas Southern	60 66	296	A	Jackson St.	68 58									
291	A	Alcorn	75 55	224	A	Grambling	71 79									
311	A	Alabama A&M	58 46	291	H	Alcorn	64 56									
314	A	Alabama St.	56 58	311	H	Alabama A&M	77 62									

Non-Div I Games: Mobile 86 54

Southern U.

Average RPI Win: 255
Average RPI Loss: 177

DIV. I ONLY	3- 27	341	0- 10	172	262	329	329	19	19
DIV. I NON-CONF.	1- 10	327	0- 0	156	325	326	326	13	13
TOTALS	RPI 1-25	RPI 26-50	W-L RECORDS	RPI 51-100	RPI 101-999	RPI 201+			
3- 27	0- 1	0- 1	OVERALL	0- 1	3- 24	2- 10			
2- 12	0- 0	0- 1	HOME	0- 1	2- 10	1- 4			
1- 14	0- 1	0- 0	AWAY	0- 0	1- 13	1- 6			
0- 1	0- 0	0- 0	NEUTRAL	0- 0	0- 1	0- 0			
1- 10	0- 1	0- 0	NON-CONFERENCE	0- 1	1- 8	1- 4			
1- 4	0- 0	0- 0	HOME	0- 1	1- 3	1- 1			
0- 6	0- 1	0- 0	AWAY	0- 0	0- 5	0- 3			
0- 0	0- 0	0- 0	NEUTRAL	0- 0	0- 0	0- 0			
2- 17	0- 0	0- 1	CONFERENCE	0- 0	2- 16	1- 6			
1- 8	0- 0	0- 1	HOME	0- 0	1- 7	0- 3			
1- 8	0- 0	0- 0	AWAY	0- 0	1- 8	1- 3			
0- 1	0- 0	0- 0	NEUTRAL	0- 0	0- 1	0- 0			

RPI 1-25					
RPI	S	Opponent	Score		
7	A	Oregon	38	98	
RPI 26-50					
RPI	S	Opponent	Score		
37	H	Northern Colo.	54	60	
RPI 51-100					
RPI	S	Opponent	Score		
65	H	UC Davis	59	85	
Team's RPI : 329					
RPI	S	Opponent	Score		
118	A	Portland St.	66	70	
144	A	Idaho St.	39	66	
144	H	Idaho St.	76	70	
144	N	Idaho St.	49	59	
146	A	Idaho	51	74	
146	H	Idaho	57	65	
148	A	Eastern Wash.	41	58	
148	H	Eastern Wash.	49	70	
150	A	Weber St.	50	65	
150	H	Weber St.	64	77	
155	A	BYU	67	75	
157	H	Binghamton	66	72	
164	A	San Diego	59	72	
193	H	UC Irvine	64	71	
201	H	North Dakota	53	68	
202	H	CSU Bakersfield	45	46	
209	A	Montana St.	71	91	
209	H	Montana St.	57	63	
235	A	Montana	71	81	
235	H	Montana	65	74	
247	A	Grand Canyon	54	59	
272	A	Sacramento St.	77	79	
277	A	Arizona	74	76	
305	A	Northern Ariz.	60	57	
305	H	Northern Ariz.	55	72	
315	H	Utah St.	70	67	
323	A	Utah Valley	61	69	
LAST 12 Division I GAMES:					
144	N	Idaho St.	49	59	
146	H	Idaho	57	65	
148	H	Eastern Wash.	49	70	
272	A	Sacramento St.	77	79	
118	A	Portland St.	66	70	
37	H	Northern Colo.	54	60	
201	H	North Dakota	53	68	
305	H	Northern Ariz.	55	72	
144	A	Idaho St.	39	66	
150	A	Weber St.	50	65	
209	H	Montana St.	57	63	
235	H	Montana	65	74	

Southern Utah

Average RPI	Win:	235	WON-LOST	WINNING	LAST 10	STRENGTH OF	OPP. STRENGTH	TEAM	ADJ.	CONF.	ADJ CONF.
Average RPI	Loss:	134	RECORD	PCT. RANK	GAMES	SCHEDULE	OF SCHEDULE	RPI	RPI	RPI	RPI
DIV. I ONLY		8- 22		288	1- 9	117	183	258	258	13	13
DIV. I NON-CONF.		5- 8		220	0- 0	110	211	197	197	10	10
<hr/>											
TOTALS	RPI 1-25		RPI 26-50		W-L RECORDS	RPI 51-100		RPI 101-999		RPI 201+	
8- 22	0- 1		0- 1		OVERALL	2- 7		6- 13		5- 4	
5- 9	0- 1		0- 0		HOME	1- 3		4- 5		3- 0	
2- 13	0- 0		0- 1		AWAY	1- 4		1- 8		1- 4	
1- 0	0- 0		0- 0		NEUTRAL	0- 0		1- 0		1- 0	
5- 8	0- 1		0- 0		NON-CONFERENCE	2- 3		3- 4		2- 2	
3- 3	0- 1		0- 0		HOME	1- 1		2- 1		1- 0	
1- 5	0- 0		0- 0		AWAY	1- 2		0- 3		0- 2	
1- 0	0- 0		0- 0		NEUTRAL	0- 0		1- 0		1- 0	
3- 14	0- 0		0- 1		CONFERENCE	0- 4		3- 9		3- 2	
2- 6	0- 0		0- 0		HOME	0- 2		2- 4		2- 0	
1- 8	0- 0		0- 1		AWAY	0- 2		1- 5		1- 2	
0- 0	0- 0		0- 0		NEUTRAL	0- 0		0- 0		0- 0	

RPI 1-25				RPI 26-50				RPI 51-100				RPI 101+ Team's RPI: 258			
RPI	S	Opponent	Score	RPI	S	Opponent	Score	RPI	S	Opponent	Score	RPI	S	Opponent	Score
20	H	Buffal o	59 76	33	A	Dayton	59 80	72	A	Duquesne	59 73	109	A	George Mason	79 89
								72	H	Duquesne	73 76	109	A	George Mason	63 78
								76	H	George Washi ngton	56 63	109	H	George Mason	63 76
								77	A	Navy	48 86	115	H	Del aware	52 53
								82	A	Al bany (NY)	52 69	121	A	Sai nt Loui s	55 78
								83	A	Fordham	48 72	135	H	Sai nt Joseph' s	64 70
								85	H	Tol edo	39 58	185	H	Davi dson	68 75
								89	A	Bucknel l	59 48	195	H	Ri chmond	57 79
								93	H	Penn St.	65 62	196	H	Eastern Mi ch.	70 51
												199	A	Si ena	62 70
												233	H	Ni agara	76 58
												246	A	La Salle	63 66
												251	A	Hofstra	68 71
												275	H	Massachusetts	69 59
												282	A	VCU	75 77
												285	A	Can i si us	69 71
												322	N	UMBC	63 54
												334	A	Rhode Isl and	77 72
												334	H	Rhode Isl and	81 70
LAST 12 Di vi si on I GAMES:															
109	A	George Mason	79 89	76	H	George Washi ngton	56 63								
72	H	Duquesne	73 76	109	H	George Mason	63 76								
334	A	Rhode Isl and	77 72	72	A	Duquesne	59 73								
109	A	George Mason	63 78	83	A	Fordham	48 72								
195	H	Ri chmond	57 79	185	H	Davi dson	68 75								
282	A	VCU	75 77	334	H	Rhode Isl and	81 70								

Non-Di v I Games:

St. Bonaventure

Average RPI Win: 269

Average RPI Loss: 218

WON-LOST

RECORD

WINNING

PCT. RANK

LAST 10

GAMES

STRENGTH OF

SCHEDULE

OPP. STRENGTH

OF SCHEDULE

TEAM

RPI

ADJ.

RPI

CONF.

RPI

ADJ CONF.

RPI

DIV. I ONLY

13- 17

215

5- 5

322

333

274

274

29

29

DIV. I NON-CONF.

4- 7

226

0- 0

303

329

281

281

29

29

TOTALS

RPI 1-25

RPI 26-50

W-L RECORDS

RPI 51-100

RPI 101-999

RPI 201+

13- 17

0- 0

0- 0

OVERALL

0- 1

13- 16

11- 11

9- 4

0- 0

0- 0

HOME

0- 0

9- 4

7- 2

4- 11

0- 0

0- 0

AWAY

0- 1

4- 10

4- 7

0- 2

0- 0

0- 0

NEUTRAL

0- 0

0- 2

0- 2

4- 7

0- 0

0- 0

NON-CONFERENCE

0- 1

4- 6

3- 4

3- 1

0- 0

0- 0

HOME

0- 0

3- 1

2- 0

1- 5

0- 0

0- 0

AWAY

0- 1

1- 4

1- 3

0- 1

0- 0

0- 0

NEUTRAL

0- 0

0- 1

0- 1

9- 10

0- 0

0- 0

CONFERENCE

0- 0

9- 10

8- 7

6- 3

0- 0

0- 0

HOME

0- 0

6- 3

5- 2

3- 6

0- 0

0- 0

AWAY

0- 0

3- 6

3- 4

0- 1

0- 0

0- 0

NEUTRAL

0- 0

0- 1

0- 1

RPI 1-25

RPI 26-50

RPI 51-100

RPI 101+

Team's RPI: 274

RPI S Opponent Score

RPI S Opponent Score

RPI S Opponent Score

RPI S Opponent Score

71 A St. John's (NY) 49 73

113 A Saint Francis (PA) 75 90

113 H Saint Francis (PA) 71 94

123 A Seton Hall 50 84

133 A Robert Morris 36 59

133 H Robert Morris 49 47

153 H Army West Point 73 52

190 H Morehead St. 59 73

216 N Norfolk St. 51 52

236 H Loyola Maryland 64 47

241 A Fla. Atlantic 60 80

248 A Sacred Heart 60 66

248 H Sacred Heart 63 48

264 A Manhattan 54 57

265 A LIU Brooklyn 59 61

265 H LIU Brooklyn 64 54

265 N LIU Brooklyn 56 59

269 A Howard 69 72

281 A Fairleigh Dickinson 58 45

281 H Fairleigh Dickinson 62 70

288 A Central Conn. St. 78 70

288 H Central Conn. St. 77 83

292 A Mt. St. Mary's 75 56

292 H Mt. St. Mary's 82 73

295 A Bryant 63 73

295 H Bryant 66 60

328 A Wagner 47 50

328 H Wagner 80 76

342 H Iona 72 63

347 A Saint Peter's 64 49

LAST 12 Division I GAMES:

265 N LIU Brooklyn 56 59

133 H Robert Morris 49 47

295 H Bryant 66 60

113 H Saint Francis (PA) 71 94

288 H Central Conn. St. 77 83

292 A Mt. St. Mary's 75 56

281 A Fairleigh Dickinson 58 45

328 A Wagner 47 50

248 A Sacred Heart 60 66

248 H Sacred Heart 63 48

265 H LIU Brooklyn 64 54

281 H Fairleigh Dickinson 62 70

St. Francis Brooklyn

St. Francis Brooklyn

Non-Div I Games:

St. Francis Brooklyn

Average RPI Win:	126	WON-LOST	WINNING	LAST 10	STRENGTH OF	OPP. STRENGTH	TEAM	ADJ.	CONF.	ADJ CONF.
Average RPI Loss:	64	RECORD	PCT. RANK	GAMES	SCHEDULE	OF SCHEDULE	RPI	RPI	RPI	RPI
DIV. I ONLY	16- 14	156	4- 6	18	60	71	71	6	6	
DIV. I NON-CONF.	7- 4	102	0- 0	7	55	37	37	6	6	

TOTALS	RPI 1-25	RPI 26-50	W-L RECORDS	RPI 51-100	RPI 101-999	RPI 201+				
16- 14	0- 7	3- 3	OVERALL	5- 1	8- 3	3- 2				
10- 5	0- 3	2- 0	HOME	2- 1	6- 1	2- 1				
5- 6	0- 2	1- 2	AWAY	2- 0	2- 2	1- 1				
1- 3	0- 2	0- 1	NEUTRAL	1- 0	0- 0	0- 0				
7- 4	0- 3	1- 0	NON-CONFERENCE	3- 1	3- 0	1- 0				
4- 2	0- 1	0- 0	HOME	1- 1	3- 0	1- 0				
2- 0	0- 0	1- 0	AWAY	1- 0	0- 0	0- 0				
1- 2	0- 2	0- 0	NEUTRAL	1- 0	0- 0	0- 0				
9- 10	0- 4	2- 3	CONFERENCE	2- 0	5- 3	2- 2				
6- 3	0- 2	2- 0	HOME	1- 0	3- 1	1- 1				
3- 6	0- 2	0- 2	AWAY	1- 0	2- 2	1- 1				
0- 1	0- 0	0- 1	NEUTRAL	0- 0	0- 0	0- 0				

RPI 1-25				RPI 26-50				RPI 51-100				RPI 101+			
RPI	S	Opponent	Score	RPI	S	Opponent	Score	RPI	S	Opponent	Score	RPI	S	Opponent	Score
11	N	South Carolina	58 76	29	A	Villanova	52 69	63	H	James Madison	81 64	123	A	Seton Hall	57 62
14	N	South Fla.	59 68	29	H	Villanova	70 64	82	A	Albany (NY)	71 66	123	H	Seton Hall	75 56
19	A	DePaul	67 76	48	A	Creighton	39 53	83	H	Fordham	64 67	130	A	Butler	73 55
19	H	DePaul	54 67	48	H	Creighton	72 65	96	N	Western Mich.	76 48	130	H	Butler	76 38
20	H	Buffalo	72 73	48	N	Creighton	58 66	98	A	Georgetown	71 63	154	H	William & Mary	92 81
25	A	Marquette	72 74	50	A	Miami (FL)	74 64	98	H	Georgetown	64 41	183	H	Kansas	65 53
25	H	Marquette	57 76									217	A	Providence	68 70
												217	H	Providence	44 49
												227	A	Xavier	67 63
												227	H	Xavier	70 36
												274	H	St. Francis Brooklyn	73 49

LAST 12 Division I GAMES:															
48	N	Creighton	58 66	227	H	Xavier	70 36								
25	H	Marquette	57 76	130	H	Butler	76 38								
19	H	DePaul	54 67	217	A	Providence	68 70								
123	H	Seton Hall	75 56	48	A	Creighton	39 53								
98	A	Georgetown	71 63	123	A	Seton Hall	57 62								
29	A	Villanova	52 69	29	H	Villanova	70 64								

Non-Div I Games:

St. John's (NY)

Average RPI Win:	243	WON-LOST	WINNING	LAST 10	STRENGTH OF	OPP. STRENGTH	TEAM	ADJ.	CONF.	ADJ CONF.
Average RPI Loss:	142	RECORD	PCT. RANK	GAMES	SCHEDULE	OF SCHEDULE	RPI	RPI	RPI	RPI
DIV. I ONLY	15- 14	167	5- 5	230	207	200	200	23	23	
DIV. I NON-CONF.	7- 7	170	0- 0	132	121	156	156	22	22	

TOTALS	RPI 1-25	RPI 26-50	W-L RECORDS	RPI 51-100	RPI 101-999	RPI 201+				
15- 14	0- 2	0- 0	OVERALL	0- 6	15- 6	10- 5				
9- 4	0- 0	0- 0	HOME	0- 2	9- 2	6- 1				
4- 6	0- 2	0- 0	AWAY	0- 2	4- 2	3- 2				
2- 4	0- 0	0- 0	NEUTRAL	0- 2	2- 2	1- 2				
7- 7	0- 2	0- 0	NON-CONFERENCE	0- 2	7- 3	2- 2				
4- 1	0- 0	0- 0	HOME	0- 0	4- 1	1- 0				
1- 2	0- 2	0- 0	AWAY	0- 0	1- 0	0- 0				
2- 4	0- 0	0- 0	NEUTRAL	0- 2	2- 2	1- 2				
8- 7	0- 0	0- 0	CONFERENCE	0- 4	8- 3	8- 3				
5- 3	0- 0	0- 0	HOME	0- 2	5- 1	5- 1				
3- 4	0- 0	0- 0	AWAY	0- 2	3- 2	3- 2				
0- 0	0- 0	0- 0	NEUTRAL	0- 0	0- 0	0- 0				

RPI 1-25				RPI 26-50				RPI 51-100				RPI 101+				Team's RPI: 200
RPI	S	Opponent	Score	RPI	S	Opponent	Score	RPI	S	Opponent	Score	RPI	S	Opponent	Score	
8	A	Florida St.	39 84					52	A	FGCU	40 80	108	H	Chattanooga	78 67	
12	A	Texas	59 95					52	H	FGCU	60 74	134	H	Texas St.	61 54	
								56	N	Western Ky.	58 66	163	A	SIUE	65 61	
								84	N	Wright St.	59 64	177	N	Florida	85 71	
								97	A	Jacksonville	63 73	194	H	High Point	64 69	
								97	H	Jacksonville	54 61	195	H	Richmond	72 67	
												217	N	Providence	45 56	
												238	A	North Florida	68 51	
												238	H	North Florida	68 55	
												238	H	North Florida	55 63	
												254	H	Northern Ky.	67 56	
												260	A	Lipscomb	59 55	
												260	H	Lipscomb	91 71	
												283	N	UMKC	50 67	
												300	A	Kennesaw St.	49 66	
												300	H	Kennesaw St.	96 53	
												303	A	USC Upstate	64 69	
												303	H	USC Upstate	62 61	
												333	N	Delaware St.	58 43	
												339	A	NJIT	72 53	
												339	H	NJIT	73 55	

LAST 12 Division I GAMES:																
238	H	North Florida	55 63	97	H	Jacksonville	54 61									
52	H	FGCU	60 74	238	A	North Florida	68 51									
260	H	Lipscomb	91 71	97	A	Jacksonville	63 73									
300	H	Kennesaw St.	96 53	238	H	North Florida	68 55									
303	A	USC Upstate	64 69	300	A	Kennesaw St.	49 66									
339	A	NJIT	72 53	260	A	Lipscomb	59 55									

Non-Div I Games: Thomas (GA) 92 41 Webber Int'l 67 30

Stetson

Average RPI Win: 267	WON-LOST RECORD	WINNING PCT. RANK	LAST 10 GAMES	STRENGTH OF SCHEDULE	OPP. STRENGTH OF SCHEDULE	TEAM RPI	ADJ. RPI	CONF. RPI	ADJ CONF. RPI
Average RPI Loss: 128									
DIV. I ONLY	17- 12	119	7- 3	302	244	187	187	20	20
DIV. I NON-CONF.	7- 5	132	0- 0	335	240	228	228	24	24

TOTALS	RPI 1-25	RPI 26-50	W-L RECORDS	RPI 51-100	RPI 101-999	RPI 201+			
17- 12	0- 0	0- 1	OVERALL	1- 4	16- 7	13- 1			
8- 5	0- 0	0- 0	HOME	1- 1	7- 4	7- 0			
9- 6	0- 0	0- 1	AWAY	0- 3	9- 2	6- 1			
0- 1	0- 0	0- 0	NEUTRAL	0- 0	0- 1	0- 0			
7- 5	0- 0	0- 1	NON-CONFERENCE	0- 1	7- 3	7- 1			
4- 1	0- 0	0- 0	HOME	0- 0	4- 1	4- 0			
3- 4	0- 0	0- 1	AWAY	0- 1	3- 2	3- 1			
0- 0	0- 0	0- 0	NEUTRAL	0- 0	0- 0	0- 0			
10- 7	0- 0	0- 0	CONFERENCE	1- 3	9- 4	6- 0			
4- 4	0- 0	0- 0	HOME	1- 1	3- 3	3- 0			
6- 2	0- 0	0- 0	AWAY	0- 2	6- 0	3- 0			
0- 1	0- 0	0- 0	NEUTRAL	0- 0	0- 1	0- 0			

RPI S Opponent	Score	RPI S Opponent	Score	RPI S Opponent	Score	RPI S Opponent	Score	Team's RPI: 187
		35 Syracuse	70 81	51 Harvard	53 60	127 Yale	71 77	
				73 Maine	56 64	132 Hartford	66 58	
				73 Maine	76 68	132 Hartford	68 75	
				82 Albany (NY)	58 64	157 Binghamton	67 59	
				82 Albany (NY)	68 72	157 Binghamton	64 69	
						175 New Hampshire	62 56	
						175 New Hampshire	50 51	
						175 N New Hampshire	54 71	
						176 Northwestern	36 68	
						251 Hofstra	73 49	
						264 Manhattan	74 59	
						267 Cornell	40 48	
						281 Fairleigh Dickinson	56 51	
						288 Central Conn. St.	60 55	
						293 Vermont	55 49	
						293 Vermont	80 57	
						322 UMBC	69 44	
						322 UMBC	53 49	
						327 Ga. Southern	68 49	
						328 Wagner	69 50	
						342 Iona	63 46	
						348 UMass Lowell	63 60	
						348 UMass Lowell	59 50	
LAST 12 Division I GAMES:								
175 N New Hampshire	54 71	157 Binghamton	64 69					
293 Vermont	55 49	132 Hartford	66 58					
175 New Hampshire	62 56	322 UMBC	69 44					
322 UMBC	53 49	82 Albany (NY)	58 64					
73 Maine	76 68	348 UMass Lowell	59 50					
348 UMass Lowell	63 60	175 New Hampshire	50 51					

Non-Div I Games: Farmingdale St. 76 25

Stony Brook

Average RPI	Win:	WON-LOST RECORD	WINNING PCT. RANK	LAST 10 GAMES	STRENGTH OF SCHEDULE	OPP. STRENGTH OF SCHEDULE	TEAM RPI	ADJ. RPI	CONF. RPI	ADJ CONF. RPI
Average RPI	Loss:									
DIV. I ONLY	156	19- 12	108	3- 7	55	44	69	69	4	4
DIV. I NON-CONF.	56	9- 2	33	0- 0	212	202	75	75	5	5

TOTALS	RPI 1-25	RPI 26-50	W-L RECORDS		RPI 51-100	RPI 101-999	RPI 201+			
19- 12	1- 5	2- 1	OVERALL		4- 3	12- 3	6- 0			
11- 5	1- 1	1- 0	HOME		2- 2	7- 2	3- 0			
5- 6	0- 3	0- 1	AWAY		2- 1	3- 1	2- 0			
3- 1	0- 1	1- 0	NEUTRAL		0- 0	2- 0	1- 0			
9- 2	0- 1	0- 0	NON-CONFERENCE		1- 0	8- 1	4- 0			
6- 1	0- 0	0- 0	HOME		1- 0	5- 1	2- 0			
1- 1	0- 1	0- 0	AWAY		0- 0	1- 0	1- 0			
2- 0	0- 0	0- 0	NEUTRAL		0- 0	2- 0	1- 0			
10- 10	1- 4	2- 1	CONFERENCE		3- 3	4- 2	2- 0			
5- 4	1- 1	1- 0	HOME		1- 2	2- 1	1- 0			
4- 5	0- 2	0- 1	AWAY		2- 1	2- 1	1- 0			
1- 1	0- 1	1- 0	NEUTRAL		0- 0	0- 0	0- 0			

RPI 1-25				RPI 26-50				RPI 51-100				Team's RPI: 69				RPI 101+			
RPI	S	Opponent	Score	RPI	S	Opponent	Score	RPI	S	Opponent	Score	RPI	S	Opponent	Score	RPI	S	Opponent	Score
4	A	Bayl or	63 83	34	A	Okl ahoma	71 84	58	A	Okl ahoma St.	72 85	106	A	Iowa St.	75 52				
4	H	Bayl or	53 85	34	H	Okl ahoma	62 58	58	H	Okl ahoma St.	54 71	106	H	Iowa St.	63 66				
4	N	Bayl or	48 94	34	N	Okl ahoma	90 83	64	A	West Vi rgi nia	76 74	127	H	Yal e	72 82				
12	A	Texas	65 92					64	H	West Vi rgi nia	82 87	134	H	Texas St.	82 58				
12	H	Texas	79 77					90	A	Kansas St.	68 63	146	N	Idaho	86 76				
15	A	Texas A&M	58 71					90	H	Kansas St.	87 70	174	H	Oral Roberts	72 58				
								94	H	Al abama	88 67	179	H	Hampton	90 68				
												183	A	Kansas	77 86				
												183	H	Kansas	76 66				
												214	A	SMU	64 58				
												252	A	Texas Tech	72 60				
												252	H	Texas Tech	93 72				
												277	N	Arizona	68 59				
												298	H	Southeastern La.	112 62				
												336	H	Northwestern St.	89 51				
LAST 12 Division I GAMES:																			
4	N	Bayl or	48 94	106	H	Iowa St.	63 66												
34	N	Okl ahoma	90 83	4	A	Bayl or	63 83												
58	A	Okl ahoma St.	72 85	58	H	Okl ahoma St.	54 71												
4	H	Bayl or	53 85	12	A	Texas	65 92												
252	A	Texas Tech	72 60	106	A	Iowa St.	75 52												
90	H	Kansas St.	87 70	34	H	Okl ahoma	62 58												

Non-Div I Games:

TCU

Average RPI	Win: 210	WON-LOST	WINNING	LAST 10	STRENGTH OF	OPP. STRENGTH	TEAM	ADJ.	CONF.	ADJ CONF.
Average RPI	Loss: 76	RECORD	PCT. RANK	GAMES	SCHEDULE	OF SCHEDULE	RPI	RPI	RPI	RPI
DIV. I ONLY	12- 19	233	3- 7	79	74	184	184	7	7	
DIV. I NON-CONF.	8- 5	111	0- 0	183	94	175	175	7	7	

TOTALS	RPI 1-25	RPI 26-50	W-L RECORDS	RPI 51-100	RPI 101-999	RPI 201+				
12- 19	0- 5	0- 5	OVERALL	1- 2	11- 7	5- 1				
8- 11	0- 3	0- 3	HOME	1- 2	7- 3	3- 0				
3- 7	0- 1	0- 0	AWAY	0- 0	3- 1	2- 0				
1- 1	0- 0	0- 1	NEUTRAL	0- 0	1- 0	0- 0				
8- 5	0- 1	0- 2	NON-CONFERENCE	1- 1	7- 1	4- 0				
6- 5	0- 1	0- 2	HOME	1- 1	5- 1	2- 0				
2- 0	0- 0	0- 0	AWAY	0- 0	2- 0	2- 0				
0- 0	0- 0	0- 0	NEUTRAL	0- 0	0- 0	0- 0				
4- 14	0- 4	0- 3	CONFERENCE	0- 1	4- 6	1- 1				
2- 6	0- 2	0- 1	HOME	0- 1	2- 2	1- 0				
1- 7	0- 2	0- 1	AWAY	0- 0	1- 4	0- 1				
1- 1	0- 0	0- 1	NEUTRAL	0- 0	1- 0	0- 0				

RPI 1-25				RPI 26-50				RPI 51-100				RPI 101+				Team's RPI: 184
RPI	S	Opponent	Score	RPI	S	Opponent	Score	RPI	S	Opponent	Score	RPI	S	Opponent	Score	
1	A	UConn	45 106	29	H	Villanova	65 69	51	H	Harvard	86 64	103	A	Cincinnati	72 80	
1	H	UConn	57 113	39	H	Rutgers	67 84	61	H	Penn	59 74	103	H	Cincinnati	52 70	
11	H	South Carolina	60 87	46	A	UCF	46 76	79	H	Houston	75 99	125	A	Tulane	65 69	
14	A	South Fla.	60 76	46	H	UCF	57 64					135	H	Saint Joseph's	69 66	
14	H	South Fla.	73 89	46	N	UCF	70 77					151	A	Wichita St.	81 88	
												151	N	Wichita St.	72 59	
												156	H	Marist	83 77	
												161	H	Ole Miss	48 64	
												179	H	Hampton	65 56	
												191	H	Memphis	78 83	
												192	A	East Carolina	65 64	
												197	H	Tulsa	76 75	
												214	A	SMU	56 60	
												214	H	SMU	55 52	
												246	A	La Salle	69 52	
												328	H	Wagner	70 36	
												333	H	Delaware St.	96 72	
												342	A	Iona	59 54	

LAST 12 Division I GAMES:																
				46	N	UCF	70 77	151	A	Wichita St.	81 88					
				151	N	Wichita St.	72 59	46	H	UCF	57 64					
				191	H	Memphis	78 83	125	A	Tulane	65 69					
				192	A	East Carolina	65 64	197	H	Tulsa	76 75					
				103	H	Cincinnati	52 70	214	A	SMU	56 60					
				1	A	UConn	45 106	14	A	South Fla.	60 76					

Non-Div I Games:

Temple

Average RPI Win:	106	WON-LOST	WINNING	LAST 10	STRENGTH OF	OPP. STRENGTH	TEAM	ADJ.	CONF.	ADJ CONF.
Average RPI Loss:	25	RECORD	PCT. RANK	GAMES	SCHEDULE	OF SCHEDULE	RPI	RPI	RPI	RPI
DIV. I ONLY	24- 7	37	7- 3	10	7	9	9	2	2	
DIV. I NON-CONF.	12- 1	6	0- 0	10	34	3	3	2	2	

TOTALS	RPI 1-25	RPI 26-50	W-L RECORDS	RPI 51-100	RPI 101-999	RPI 201+				
24- 7	6- 5	1- 1	OVERALL	4- 1	13- 0	2- 0				
13- 2	3- 1	1- 0	HOME	1- 1	8- 0	1- 0				
7- 4	2- 3	0- 1	AWAY	1- 0	4- 0	1- 0				
4- 1	1- 1	0- 0	NEUTRAL	2- 0	1- 0	0- 0				
12- 1	3- 1	0- 0	NON-CONFERENCE	3- 0	6- 0	2- 0				
7- 0	1- 0	0- 0	HOME	1- 0	5- 0	1- 0				
2- 1	1- 1	0- 0	AWAY	0- 0	1- 0	1- 0				
3- 0	1- 0	0- 0	NEUTRAL	2- 0	0- 0	0- 0				
12- 6	3- 4	1- 1	CONFERENCE	1- 1	7- 0	0- 0				
6- 2	2- 1	1- 0	HOME	0- 1	3- 0	0- 0				
5- 3	1- 2	0- 1	AWAY	1- 0	3- 0	0- 0				
1- 1	0- 1	0- 0	NEUTRAL	0- 0	1- 0	0- 0				

RPI	S	Opponent	Score	RPI	S	Opponent	Score	RPI	S	Opponent	Score	RPI	S	Opponent	Score
2	A	Notre Dame	70 84	26	H	Georgia	62 46	58	N	Oklahoma St.	79 69	101	H	Auburn	70 59
5	H	Mississippi St.	52 71	28	A	LSU	59 70	59	N	South Dakota	69 49	101	N	Auburn	64 61
11	A	South Carolina	86 70					63	H	James Madison	89 60	107	H	ETSU	87 49
11	H	South Carolina	65 46					86	A	Kentucky	63 49	128	H	Central Ark.	77 34
11	N	South Carolina	62 73					94	H	Alabama	63 72	143	A	Arkansas	90 85
12	H	Texas	82 75									151	H	Wichita St.	68 56
13	A	Stanford	83 71									152	A	Vanderbilt	74 64
15	A	Texas A&M	76 79									152	H	Vanderbilt	86 73
15	H	Texas A&M	82 67									161	H	Ole Miss	75 66
23	A	Missouri	73 77									177	A	Florida	70 42
25	N	Marquette	101 99									178	H	Troy	131 69
												301	A	Long Beach St.	90 61
												314	H	Alabama St.	104 51

LAST 12 Division I GAMES:															
11	N	South Carolina	62 73	26	H	Georgia	62 46	143	A	Arkansas	90 85	152	A	Vanderbilt	74 64
101	N	Auburn	64 61	152	A	Vanderbilt	74 64	15	H	Texas A&M	82 67	28	A	LSU	59 70
11	H	South Carolina	65 46	15	H	Texas A&M	82 67	28	A	LSU	59 70	161	H	Ole Miss	75 66
177	A	Florida	70 42	28	A	LSU	59 70	161	H	Ole Miss	75 66				
23	A	Missouri	73 77												
94	H	Alabama	63 72												

Non-Div I Games:

Tennessee

Average RPI Win:	286	WON-LOST	WINNING	LAST 10	STRENGTH OF	OPP. STRENGTH	TEAM	ADJ.	CONF.	ADJ CONF.
Average RPI Loss:	177	RECORD	PCT. RANK	GAMES	SCHEDULE	OF SCHEDULE	RPI	RPI	RPI	RPI
DIV. I ONLY	5- 22	326	3- 7	191	283	313	313	25	25	
DIV. I NON-CONF.	1- 8	313	0- 0	83	165	275	275	27	27	

TOTALS	RPI 1-25	RPI 26-50	W-L RECORDS	RPI 51-100	RPI 101-999	RPI 201+				
5- 22	0- 0	0- 1	OVERALL	0- 5	5- 16	4- 8				
3- 10	0- 0	0- 0	HOME	0- 2	3- 8	3- 4				
2- 12	0- 0	0- 1	AWAY	0- 3	2- 8	1- 4				
0- 0	0- 0	0- 0	NEUTRAL	0- 0	0- 0	0- 0				
1- 8	0- 0	0- 1	NON-CONFERENCE	0- 3	1- 4	1- 1				
1- 3	0- 0	0- 0	HOME	0- 1	1- 2	1- 1				
0- 5	0- 0	0- 1	AWAY	0- 2	0- 2	0- 0				
0- 0	0- 0	0- 0	NEUTRAL	0- 0	0- 0	0- 0				
4- 14	0- 0	0- 0	CONFERENCE	0- 2	4- 12	3- 7				
2- 7	0- 0	0- 0	HOME	0- 1	2- 6	2- 3				
2- 7	0- 0	0- 0	AWAY	0- 1	2- 6	1- 4				
0- 0	0- 0	0- 0	NEUTRAL	0- 0	0- 0	0- 0				

RPI	S	Opponent	Score	RPI	S	Opponent	Score	RPI	S	Opponent	Score	RPI	S	Opponent	Score
26	A	Georgia	48 56	57	A	Belmont	59 78	104	A	Middle Tenn.	44 58	107	A	ETSU	55 74
				57	H	Belmont	60 68	137	H	Radford	41 60	158	H	UT Martin	51 67
				81	H	IUPUI	54 68	162	A	Jacksonville St.	60 58	162	H	Jacksonville St.	59 73
				84	A	Wright St.	59 82	163	A	SIUE	58 65	190	A	Morehead St.	51 53
				86	A	Kentucky	54 82	190	H	Morehead St.	67 74	231	H	Southeast Mo. St.	66 70
								249	A	Austin Peay	52 53	249	H	Austin Peay	63 59
								260	H	Lipscomb	57 61	294	A	Murray St.	73 80
								294	H	Murray St.	63 72	316	A	Eastern Ky.	53 55
								316	H	Eastern Ky.	68 76	330	A	Tennessee St.	66 76
								330	H	Tennessee St.	68 65	344	H	Winthrop	70 41
								345	A	Eastern Ill.	60 57				
LAST 12 Division I GAMES:															
162	H	Jacksonville St.	59 73	345	A	Eastern Ill.	60 57								
330	H	Tennessee St.	68 65	163	A	SIUE	58 65								
294	A	Murray St.	73 80	158	H	UT Martin	51 67								
249	A	Austin Peay	52 53	231	H	Southeast Mo. St.	66 70								
57	H	Belmont	60 68	190	A	Morehead St.	51 53								
162	A	Jacksonville St.	60 58	316	A	Eastern Ky.	53 55								

Non-Div I Games: Cumberland (TN) 83 52 Tenn. Wesleyan 84 66

Tennessee Tech

Average RPI Win: **126**
 Average RPI Loss: **15**

WON-LOST
RECORD

WINNING
PCT. RANK

LAST 10
GAMES

STRENGTH OF
SCHEDULE

OPP. STRENGTH
OF SCHEDULE

TEAM
RPI

ADJ.
RPI

CONF.
RPI

ADJ CONF.
RPI

DIV. I ONLY	26- 6	20	8- 2	17	10	12	12	4	4
DIV. I NON-CONF.	9- 2	33	0- 0	46	17	24	24	5	5
TOTALS	RPI 1-25	RPI 26-50	W-L RECORDS	RPI 51-100	RPI 101-999	RPI 201+			
26- 6	1- 5	4- 0	OVERALL	8- 1	13- 0	5- 0			
14- 2	1- 2	1- 0	HOME	4- 0	8- 0	4- 0			
8- 3	0- 2	2- 0	AWAY	3- 1	3- 0	1- 0			
4- 1	0- 1	1- 0	NEUTRAL	1- 0	2- 0	0- 0			
9- 2	1- 2	2- 0	NON-CONFERENCE	0- 0	6- 0	3- 0			
6- 1	1- 1	0- 0	HOME	0- 0	5- 0	3- 0			
1- 1	0- 1	1- 0	AWAY	0- 0	0- 0	0- 0			
2- 0	0- 0	1- 0	NEUTRAL	0- 0	1- 0	0- 0			
17- 4	0- 3	2- 0	CONFERENCE	8- 1	7- 0	2- 0			
8- 1	0- 1	1- 0	HOME	4- 0	3- 0	1- 0			
7- 2	0- 1	1- 0	AWAY	3- 1	3- 0	1- 0			
2- 1	0- 1	0- 0	NEUTRAL	1- 0	1- 0	0- 0			

RPI	S	Opponent	Score	RPI	S	Opponent	Score	RPI	S	Opponent	Score	RPI	S	Opponent	Score
1	H	UConn	71 75	26	A	Georgi a	81 53	58	A	Okl ahoma St.	77 62	106	A	Iowa St.	72 59
4	A	Bayl or	56 81	28	N	LSU	75 66	58	H	Okl ahoma St.	84 79	106	H	Iowa St.	87 55
4	H	Bayl or	87 93	34	A	Okl ahoma	88 78	64	A	West Vi rgi ni a	73 55	106	N	Iowa St.	81 69
4	N	Bayl or	69 77	34	H	Okl ahoma	79 66	64	H	West Vi rgi ni a	79 58	126	H	Loui si ana Tech	88 54
8	H	Fl ori da St.	87 72					64	N	West Vi rgi ni a	68 55	183	A	Kansas	55 41
9	A	Tennessee	75 82					69	A	TCU	77 79	183	H	Kansas	79 62
								69	H	TCU	92 65	198	N	Washi ngton	92 68
								90	A	Kansas St.	75 64	200	H	Stetson	95 59
								90	H	Kansas St.	76 54	252	A	Texas Tech	90 39
												252	H	Texas Tech	87 72
												259	H	UTSA	120 70
												276	H	McNeese	100 34
												336	H	Northwestern St.	68 44
LAST 12 Di v i s i o n I GAMES:															
		4 N Bayl or	69 77			58 A Okl ahoma St.	77 62								
		64 N West Vi rgi ni a	68 55			252 H Texas Tech	87 72								
		106 N Iowa St.	81 69			90 H Kansas St.	76 54								
		34 H Okl ahoma	79 66			64 A West Vi rgi ni a	73 55								
		106 A Iowa St.	72 59			69 H TCU	92 65								
		4 H Bayl or	87 93			183 A Kansas	55 41								

Non-Di v I Games:

Texas

Loss, Non-Conf, S Site, H Home A Away N Neutral

Average RPI Win: 293		WON-LOST RECORD	WINNING PCT. RANK	LAST 10 GAMES	STRENGTH OF SCHEDULE	OPP. STRENGTH OF SCHEDULE	TEAM RPI	ADJ. RPI	CONF. RPI	ADJ CONF. RPI
Average RPI Loss: 205										
DIV. I ONLY		17- 11	111	7- 3	345	341	220	220	32	32
DIV. I NON-CONF.		3- 6	239	0- 0	300	260	264	264	32	32
TOTALS		RPI 1-25	RPI 26-50	W-L RECORDS		RPI 51-100	RPI 101-999	RPI 201+		
17- 11	0- 0		0- 0	OVERALL		0- 0	17- 11	16- 5		
8- 3	0- 0		0- 0	HOME		0- 0	8- 3	8- 1		
7- 8	0- 0		0- 0	AWAY		0- 0	7- 8	6- 4		
2- 0	0- 0		0- 0	NEUTRAL		0- 0	2- 0	2- 0		
3- 6	0- 0		0- 0	NON-CONFERENCE		0- 0	3- 6	3- 1		
0- 1	0- 0		0- 0	HOME		0- 0	0- 1	0- 0		
1- 5	0- 0		0- 0	AWAY		0- 0	1- 5	1- 1		
2- 0	0- 0		0- 0	NEUTRAL		0- 0	2- 0	2- 0		
14- 5	0- 0		0- 0	CONFERENCE		0- 0	14- 5	13- 4		
8- 2	0- 0		0- 0	HOME		0- 0	8- 2	8- 1		
6- 3	0- 0		0- 0	AWAY		0- 0	6- 3	5- 3		
0- 0	0- 0		0- 0	NEUTRAL		0- 0	0- 0	0- 0		

RPI 1-25				RPI 26-50				RPI 51-100				RPI 101+				Team's RPI: 220	
RPI	S	Opponent	Score	RPI	S	Opponent	Score	RPI	S	Opponent	Score	RPI	S	Opponent	Score		
												105	A	Wake Forest	56	73	
												134	H	Texas St.	56	70	
												161	A	Ole Miss	58	73	
												170	A	UTEP	55	65	
												181	A	Southern U.	66	60	
												181	H	Southern U.	57	67	
												183	A	Kansas	37	72	
												215	N	New Mexico St.	66	50	
												222	A	New Orleans	69	72	
												224	A	Grambling	73	63	
												224	H	Grambling	66	56	
												236	A	Prairie View	48	65	
												236	H	Prairie View	56	61	
												291	A	Alcorn	52	54	
												291	H	Alcorn	91	57	
												296	A	Jackson St.	77	74	
												296	H	Jackson St.	71	66	
												311	A	Alabama A&M	55	49	
												311	H	Alabama A&M	60	43	
												314	A	Alabama St.	71	39	
												314	H	Alabama St.	76	48	
												314	H	Alabama St.	70	42	
												331	A	Ark. -Pine Bluff	59	61	
												331	H	Ark. -Pine Bluff	58	52	
												335	A	Sam Houston St.	77	58	
												336	N	Northwestern St.	56	43	
												341	A	Mississippi Val.	72	53	
												341	H	Mississippi Val.	55	39	
												341	H	Mississippi Val.	72	53	
												341	H	Mississippi Val.	55	39	
												341	H	Mississippi Val.	72	53	
												341	H	Mississippi Val.	55	39	
												341	H	Mississippi Val.	72	53	
												341	H	Mississippi Val.	55	39	
												341	H	Mississippi Val.	72	53	
												341	H	Mississippi Val.	55	39	
												341	H	Mississippi Val.	72	53	
												341	H	Mississippi Val.	55	39	
												341	H	Mississippi Val.	72	53	
												341	H	Mississippi Val.	55	39	
												341	H	Mississippi Val.	72	53	
												341	H	Mississippi Val.	55	39	
												341	H	Mississippi Val.	72	53	</

Non-Div I Games:	Paul Quinn	85	59	Wiley	74	36
------------------	------------	----	----	-------	----	----

Texas Southern

■ Loss, ■ Non-Conf, S Site, H Home A Away N Neutral

Average RPI Win:	255	WON-LOST	WINNING	LAST 10	STRENGTH OF	OPP. STRENGTH	TEAM	ADJ.	CONF.	ADJ CONF.
Average RPI Loss:	140	RECORD	PCT. RANK	GAMES	SCHEDULE	OF SCHEDULE	RPI	RPI	RPI	RPI
DIV. I ONLY	21- 8	57	9- 1	320	233	134	134	22	22	
DIV. I NON-CONF.	7- 4	102	0- 0	258	253	135	135	23	23	

TOTALS	RPI 1-25	RPI 26-50	W-L RECORDS	RPI 51-100	RPI 101-999	RPI 201+				
21- 8	0- 0	0- 0	OVERALL	0- 3	21- 5	16- 1				
11- 2	0- 0	0- 0	HOME	0- 1	11- 1	7- 0				
10- 5	0- 0	0- 0	AWAY	0- 0	10- 0	9- 0				
0- 1	0- 0	0- 0	NEUTRAL	0- 0	0- 1	0- 0				
7- 4	0- 0	0- 0	NON-CONFERENCE	0- 2	7- 2	6- 0				
3- 1	0- 0	0- 0	HOME	0- 1	3- 0	2- 0				
4- 2	0- 0	0- 0	AWAY	0- 1	4- 1	4- 0				
0- 1	0- 0	0- 0	NEUTRAL	0- 0	0- 1	0- 0				
14- 4	0- 0	0- 0	CONFERENCE	0- 1	14- 3	10- 1				
8- 1	0- 0	0- 0	HOME	0- 0	8- 1	5- 0				
6- 3	0- 0	0- 0	AWAY	0- 1	6- 2	5- 1				
0- 0	0- 0	0- 0	NEUTRAL	0- 0	0- 0	0- 0				

RPI 1-25				RPI 26-50				RPI 51-100				RPI 101+				Team's RPI: 134
RPI	S	Opponent	Score	RPI	S	Opponent	Score	RPI	S	Opponent	Score	RPI	S	Opponent	Score	
								69	A	TCU	58 82	122	N	Bethune-Cookman	56 62	
								79	H	Houston	67 72	145	H	Fresno St.	76 59	
								95	A	Little Rock	48 63	166	A	UT Arlington	59 61	
												166	H	UT Arlington	75 58	
												168	H	South Ala.	78 63	
												169	A	Louisiana	56 53	
												169	H	Louisiana	58 65	
												178	H	Troy	83 75	
												200	A	Stetson	54 61	
												219	A	Coastal Caro.	64 65	
												219	H	Coastal Caro.	78 69	
												220	A	Texas Southern	70 56	
												221	A	Arkansas St.	67 55	
												236	H	Prairie View	84 57	
												252	A	Texas Tech	87 70	
												259	H	UTSA	91 38	
												263	A	Appalachian St.	69 54	
												263	H	Appalachian St.	92 50	
												306	A	Georgia St.	83 63	
												306	H	Georgia St.	62 40	
												312	A	Incarinate Word	74 33	
												327	A	Ga. Southern	81 56	
												327	H	Ga. Southern	60 51	
												335	A	Sam Houston St.	73 41	
												338	A	La.-Monroe	81 45	
												338	H	La.-Monroe	86 52	
LAST 12 Division I GAMES:																
				166	H	UT Arlington	75 58					263	H	Appalachian St.	92 50	
				327	H	Ga. Southern	60 51					219	H	Coastal Caro.	78 69	
				306	H	Georgia St.	62 40					306	A	Georgia St.	83 63	
				338	A	La.-Monroe	81 45					327	A	Ga. Southern	81 56	
				169	A	Louisiana	56 53					169	H	Louisiana	58 65	
				166	A	UT Arlington	59 61					338	H	La.-Monroe	86 52	

Non-Div I Games:

Texas St.

Average RPI	Win: 293	WON-LOST RECORD	WINNING PCT. RANK	LAST 10 GAMES	STRENGTH OF SCHEDULE	OPP. STRENGTH OF SCHEDULE	TEAM RPI	ADJ. RPI	CONF. RPI	ADJ. CONF. RPI
Average RPI	Loss: 66									
DIV. I ONLY	7- 23	304	0- 10	84	68	252	252	4	4	
DIV. I NON-CONF.	6- 5	153	0- 0	253	306	250	250	5	5	

TOTALS	RPI 1-25	RPI 26-50	W-L RECORDS	RPI 51-100	RPI 101-999	RPI 201+				
7- 23	0- 5	0- 3	OVERALL	0- 10	7- 5	6- 0				
6- 12	0- 3	0- 2	HOME	0- 4	6- 3	6- 0				
1- 10	0- 2	0- 1	AWAY	0- 6	1- 1	0- 0				
0- 1	0- 0	0- 0	NEUTRAL	0- 0	0- 1	0- 0				
6- 5	0- 1	0- 1	NON-CONFERENCE	0- 2	6- 1	6- 0				
6- 3	0- 1	0- 1	HOME	0- 0	6- 1	6- 0				
0- 2	0- 0	0- 0	AWAY	0- 2	0- 0	0- 0				
0- 0	0- 0	0- 0	NEUTRAL	0- 0	0- 0	0- 0				
1- 18	0- 4	0- 2	CONFERENCE	0- 8	1- 4	0- 0				
0- 9	0- 2	0- 1	HOME	0- 4	0- 2	0- 0				
1- 8	0- 2	0- 1	AWAY	0- 4	1- 1	0- 0				
0- 1	0- 0	0- 0	NEUTRAL	0- 0	0- 1	0- 0				

RPI 1-25				RPI 26-50				RPI 51-100				RPI 101+ Team's RPI: 252			
RPI	S	Opponent	Score	RPI	S	Opponent	Score	RPI	S	Opponent	Score	RPI	S	Opponent	Score
4	A	Bayl or	49 97	28	H	LSU	40 48	58	A	Okl ahoma St.	62 80	106	A	Iowa St.	57 69
4	H	Bayl or	44 90	34	A	Okl ahoma	61 79	58	H	Okl ahoma St.	57 98	106	H	Iowa St.	54 66
12	A	Texas	72 87	34	H	Okl ahoma	52 73	64	A	West Vi rgi ni a	52 82	106	N	Iowa St.	49 74
12	H	Texas	39 90					64	H	West Vi rgi ni a	60 74	134	H	Texas St.	70 87
15	H	Texas A&M	56 90					69	A	TCU	72 93	183	A	Kansas	68 56
								69	H	TCU	60 72	183	H	Kansas	47 60
								79	A	Houston	75 79	236	H	Prai ri e Vi ew	89 60
								88	A	New Mexico	56 90	308	H	UTRGV	80 64
								90	A	Kansas St.	69 83	312	H	Incarnate Word	80 54
								90	H	Kansas St.	63 86	331	H	Ark. -Pi ne Bl uff	74 47
												336	H	Fl ori da A&M	82 63
												348	H	UMass Lowell	93 65

LAST 12 Di vi si on I GAMES:															
106	N	Iowa St.	49 74	64	H	West Vi rgi ni a	60 74								
90	H	Kansas St.	63 86	90	A	Kansas St.	69 83								
34	A	Okl ahoma	61 79	4	H	Bayl or	44 90								
69	H	TCU	60 72	58	A	Okl ahoma St.	62 80								
106	A	Iowa St.	57 69	64	A	West Vi rgi ni a	52 82								
12	A	Texas	72 87	12	H	Texas	39 90								

Non-Di v I Games:

Texas Tech

T
o
l
e
d
o

Toledo				Through Games Of March 7, 2018							
Average RPI	Win:	161	WON-LOST	WINNING	LAST 10	STRENGTH OF	OPP. STRENGTH	TEAM	ADJ.	CONF.	ADJ CONF.
Average RPI	Loss:	78	RECORD	PCT. RANK	GAMES	SCHEDULE	OF SCHEDULE	RPI	RPI	RPI	RPI
DIV. I ONLY			17- 14	147	3- 7	45	94	85	85	8	8
DIV. I NON-CONF.			9- 3	61	0- 0	59	163	34	34	8	8

TOTALS		RPI 1-25		RPI 26-50		W-L RECORDS		RPI 51-100	RPI 101-999	RPI 201+	
17- 14		0- 5		2- 1		OVERALL		3- 3	12- 5	5- 0	
11- 4		0- 2		2- 0		HOME		2- 0	7- 2	1- 0	
5- 9		0- 3		0- 1		AWAY		1- 2	4- 3	4- 0	
1- 1		0- 0		0- 0		NEUTRAL		0- 1	1- 0	0- 0	
9- 3		0- 1		1- 0		NON-CONFERENCE		1- 2	7- 0	3- 0	
5- 0		0- 0		1- 0		HOME		1- 0	3- 0	0- 0	
3- 2		0- 1		0- 0		AWAY		0- 1	3- 0	3- 0	
1- 1		0- 0		0- 0		NEUTRAL		0- 1	1- 0	0- 0	
8- 11		0- 4		1- 1		CONFERENCE		2- 1	5- 5	2- 0	
6- 4		0- 2		1- 0		HOME		1- 0	4- 2	1- 0	
2- 7		0- 2		0- 1		AWAY		1- 1	1- 3	1- 0	
0- 0		0- 0		0- 0		NEUTRAL		0- 0	0- 0	0- 0	

RPI 1-25				RPI 26-50				RPI 51-100 Team's RPI: 85				RPI 101+			
RPI	S	Opponent	Score	RPI	S	Opponent	Score	RPI	S	Opponent	Score	RPI	S	Opponent	Score
3	A	Louisville	55 90	33	H	Dayton	68 50	56	N	Western Ky.	56 70	112	A	Ohio	61 78
20	A	Buffalo	69 87	44	A	Ball St.	73 78	72	A	Duquesne	54 73	112	H	Ohio	75 57
20	H	Buffalo	73 84	44	H	Ball St.	72 66	73	H	Maine	65 64	113	H	Saint Francis (PA)	74 66
24	A	Central Mich.	47 85					75	A	Miami (OH)	58 67	124	H	Cleveland St.	65 56
24	H	Central Mich.	67 72					96	A	Western Mich.	78 73	147	A	Northern Ill.	79 89
								96	H	Western Mich.	69 68	147	H	Northern Ill.	63 60
												149	H	Kent St.	76 80
												149	H	Kent St.	55 62
												169	H	Louisiana	79 55
												181	N	Southern U.	81 76
												196	A	Eastern Mich.	57 70
												196	H	Eastern Mich.	80 69
												207	A	Bowling Green	77 67
												225	H	Akron	60 54
												258	A	St. Bonaventure	58 39
												325	A	Detroit Mercy	81 64
												342	A	Iona	74 57

LAST 12 Division I GAMES:															
149	H	Kent St.	76 80	24	A	Central Mich.	47 85								
24	H	Central Mich.	67 72	75	A	Miami (OH)	58 67								
147	A	Northern Ill.	79 89	20	H	Buffalo	73 84								
44	A	Ball St.	73 78	96	A	Western Mich.	78 73								
196	H	Eastern Mich.	80 69	207	A	Bowling Green	77 67								
96	H	Western Mich.	69 68	149	H	Kent St.	55 62								

T
o
l
e
d
o

Non-Div I Games:

Toledo

Average RPI Win: 253	WON-LOST RECORD	WINNING PCT. RANK	LAST 10 GAMES	STRENGTH OF SCHEDULE	OPP. STRENGTH OF SCHEDULE	TEAM RPI	ADJ. RPI	CONF. RPI	ADJ CONF. RPI
Average RPI Loss: 150									
DIV. I ONLY	9- 21	272	1- 9	226	184	279	279	10	10
DIV. I NON-CONF.	5- 6	187	0- 0	325	307	277	277	12	12

TOTALS	RPI 1-25	RPI 26-50	W-L RECORDS	RPI 51-100	RPI 101-999	RPI 201+			
9- 21	0- 0	0- 4	OVERALL	0- 3	9- 14	7- 7			
5- 9	0- 0	0- 2	HOME	0- 2	5- 5	4- 2			
3- 10	0- 0	0- 2	AWAY	0- 1	3- 7	2- 4			
1- 2	0- 0	0- 0	NEUTRAL	0- 0	1- 2	1- 1			
5- 6	0- 0	0- 0	NON-CONFERENCE	0- 1	5- 5	4- 3			
3- 2	0- 0	0- 0	HOME	0- 1	3- 1	2- 1			
1- 3	0- 0	0- 0	AWAY	0- 0	1- 3	1- 2			
1- 1	0- 0	0- 0	NEUTRAL	0- 0	1- 1	1- 0			
4- 15	0- 0	0- 4	CONFERENCE	0- 2	4- 9	3- 4			
2- 7	0- 0	0- 2	HOME	0- 1	2- 4	2- 1			
2- 7	0- 0	0- 2	AWAY	0- 1	2- 4	1- 2			
0- 1	0- 0	0- 0	NEUTRAL	0- 0	0- 1	0- 1			

RPI 1-25				RPI 26-50				RPI 51-100				RPI 101+ Team's RPI: 279			
RPI	S	Opponent	Score	RPI	S	Opponent	Score	RPI	S	Opponent	Score	RPI	S	Opponent	Score
43	A	Drexel	53 78	43	H	Drexel	54 62	63	A	James Madison	45 69	115	A	Delaware	49 51
43	H	Drexel	54 62	43	H	Drexel	54 62	63	H	James Madison	55 64	115	H	Delaware	55 81
45	A	Elon	61 84	45	H	Elon	45 71	76	H	George Washington	43 66	135	H	Saint Joseph's	90 66
45	H	Elon	45 71									137	N	Radford	66 69
												138	A	Northeastern	61 79
												138	H	Northeastern	61 70
												154	A	William & Mary	67 66
												154	H	William & Mary	63 75
												182	A	Pittsburgh	63 81
												216	A	Norfolk St.	76 86
												236	A	Loyola Maryland	76 67
												251	A	Hofstra	72 83
												251	H	Hofstra	73 72
												255	A	UNCW	53 64
												255	H	UNCW	72 71
												255	N	UNCW	47 58
												262	A	Col. of Charleston	83 58
												262	H	Col. of Charleston	67 80
												275	A	Massachusetts	49 72
												287	H	Colgate	61 65
												322	H	UMBC	95 64
												328	H	Wagner	64 42
												331	N	Ark.-Pine Bluff	70 44
LAST 12 Division I GAMES:															
255	N	UNCW	47 58	63	H	James Madison	55 64								
115	H	Delaware	55 81	251	H	Hofstra	73 72								
255	A	UNCW	53 64	154	H	William & Mary	63 75								
43	H	Drexel	54 62	43	A	Drexel	53 78								
251	A	Hofstra	72 83	45	H	Elon	45 71								
138	A	Northeastern	61 79	262	A	Col. of Charleston	83 58								

Non-Div I Games:

Towson

Average RPI Win:	248	WON-LOST	WINNING	LAST 10	STRENGTH OF	OPP. STRENGTH	TEAM	ADJ.	CONF.	ADJ CONF.
Average RPI Loss:	161	RECORD	PCT. RANK	GAMES	SCHEDULE	OF SCHEDULE	RPI	RPI	RPI	RPI
DIV. I ONLY	15- 12	137	8- 2	314	191	178	178	22	22	
DIV. I NON-CONF.	3- 6	239	0- 0	225	64	198	198	23	23	

TOTALS	RPI 1-25	RPI 26-50	W-L RECORDS	RPI 51-100	RPI 101-999	RPI 201+				
15- 12	0- 1	0- 0	OVERALL	2- 0	13- 11	10- 3				
9- 1	0- 0	0- 0	HOME	2- 0	7- 1	5- 1				
6- 10	0- 1	0- 0	AWAY	0- 0	6- 9	5- 2				
0- 1	0- 0	0- 0	NEUTRAL	0- 0	0- 1	0- 0				
3- 6	0- 1	0- 0	NON-CONFERENCE	1- 0	2- 5	2- 0				
1- 0	0- 0	0- 0	HOME	1- 0	0- 0	0- 0				
2- 5	0- 1	0- 0	AWAY	0- 0	2- 4	2- 0				
0- 1	0- 0	0- 0	NEUTRAL	0- 0	0- 1	0- 0				
12- 6	0- 0	0- 0	CONFERENCE	1- 0	11- 6	8- 3				
8- 1	0- 0	0- 0	HOME	1- 0	7- 1	5- 1				
4- 5	0- 0	0- 0	AWAY	0- 0	4- 5	3- 2				
0- 0	0- 0	0- 0	NEUTRAL	0- 0	0- 0	0- 0				

RPI	S	Opponent	Score	RPI	S	Opponent	Score	RPI	S	Opponent	Score	RPI	S	Opponent	Score	Team's RPI: 178
9	A	Tennessee	69 131					95	H	Little Rock	76 70	104	A	Middle Tenn.	57 73	
								97	H	Jacksonville	89 88	125	A	Tulane	75 106	
												134	A	Texas St.	75 83	
												159	A	Samford	73 80	
												159	N	Samford	76 82	
												161	A	Ole Miss	93 96	
												166	A	UT Arlington	57 76	
												168	A	South Ala.	68 79	
												168	H	South Ala.	82 71	
												169	A	Louisiana	62 55	
												169	H	Louisiana	72 53	
												219	A	Coastal Caro.	71 84	
												219	H	Coastal Caro.	92 97	
												221	H	Arkansas St.	95 78	
												263	A	Appalachian St.	93 64	
												263	H	Appalachian St.	81 74	
												306	A	Georgia St.	78 85	
												306	H	Georgia St.	90 86	
												314	A	Alabama St.	93 63	
												327	A	Ga. Southern	95 80	
												327	H	Ga. Southern	88 47	
												330	A	Tennessee St.	95 66	
												338	A	La.-Monroe	86 79	
												338	H	La.-Monroe	94 62	
LAST 12 Division I GAMES:																
327	A	Ga. Southern	95 80	95	H	Little Rock	76 70									
306	A	Georgia St.	78 85	221	H	Arkansas St.	95 78									
338	H	La.-Monroe	94 62	168	H	South Ala.	82 71									
169	H	Louisiana	72 53	169	A	Louisiana	62 55									
263	A	Appalachian St.	93 64	338	A	La.-Monroe	86 79									
219	A	Coastal Caro.	71 84	263	H	Appalachian St.	81 74									

Non-Div I Games: Montevallo 130 50 Stillman 89 62

Troy

Loss,
Non-Conf,
S Site,
H Home
A Away
N Neutral

T
u
l
a
n
e

Tulane				Through Games Of March 7, 2018							
Average RPI	Win:	187	WON-LOST	WINNING	LAST 10	STRENGTH OF	OPP. STRENGTH	TEAM	ADJ.	CONF.	ADJ CONF.
Average RPI	Loss:	72	RECORD	PCT. RANK	GAMES	SCHEDULE	OF SCHEDULE	RPI	RPI	RPI	RPI
DIV. I ONLY			14- 17	208	3- 7	50	72	125	125	7	7
DIV. I NON-CONF.			8- 5	111	0- 0	98	105	93	93	7	7

TOTALS		RPI 1-25		RPI 26-50		W-L RECORDS		RPI 51-100	RPI 101-999	RPI 201+	
14- 17		0- 6		0- 3		OVERALL		1- 2	13- 6	4- 1	
9- 5		0- 2		0- 1		HOME		0- 1	9- 1	2- 0	
3- 9		0- 0		0- 0		AWAY		1- 0	2- 0	1- 0	
2- 3		0- 1		0- 1		NEUTRAL		0- 0	2- 1	1- 0	
8- 5		0- 1		0- 2		NON-CONFERENCE		1- 0	7- 2	3- 1	
5- 1		0- 0		0- 1		HOME		0- 0	5- 0	1- 0	
2- 2		0- 1		0- 0		AWAY		1- 0	1- 1	1- 1	
1- 2		0- 0		0- 1		NEUTRAL		0- 0	1- 1	1- 0	
6- 12		0- 5		0- 1		CONFERENCE		0- 2	6- 4	1- 0	
4- 4		0- 2		0- 0		HOME		0- 1	4- 1	1- 0	
1- 7		0- 2		0- 1		AWAY		0- 1	1- 3	0- 0	
1- 1		0- 1		0- 0		NEUTRAL		0- 0	1- 0	0- 0	

RPI 1-25			
RPI	S	Opponent	Score
1	A	UConn	45 98
1	H	UConn	47 91
1	N	UConn	56 82
14	A	South Fla.	46 75
14	H	South Fla.	53 63
16	A	NC State	55 79

RPI 26-50			
RPI	S	Opponent	Score
28	H	LSU	50 73
33	N	Dayton	65 71
46	A	UCF	51 59

RPI 51-100			
RPI	S	Opponent	Score
73	A	Maine	42 34
79	A	Houston	48 72
79	H	Houston	92 98

RPI 101+				Team's RPI: 125
RPI	S	Opponent	Score	
103	A	Cincinnati	52 83	
104	H	Middle Tenn.	62 44	
106	N	Iowa St.	64 67	
151	A	Wichita St.	70 81	
151	H	Wichita St.	56 64	
152	H	Vanderbilt	71 59	
170	H	UTEP	67 56	
178	H	Troy	106 75	
184	H	Temple	69 65	
191	A	Memphis	60 73	
191	N	Memphis	76 64	
192	H	East Carolina	64 58	
197	A	Tulsa	72 63	
197	H	Tulsa	70 39	
210	A	Southern Miss.	58 66	
214	H	SMU	52 46	
222	H	New Orleans	79 56	
271	N	San Diego St.	80 46	
276	A	McNeese	70 66	

LAST 12 Division I GAMES:			
1	N	UConn	56 82
191	N	Memphis	76 64
214	H	SMU	52 46
151	A	Wichita St.	70 81
1	H	UConn	47 91
191	A	Memphis	60 73
103	A	Cincinnati	52 83
184	H	Temple	69 65
14	H	South Fla.	53 63
79	A	Houston	48 72
1	A	UConn	45 98
192	H	East Carolina	64 58

Non-Div I Games:

Tulane

T
u
l
a
n
e

Average RPI Win: 156
Average RPI Loss: 130

WON-LOST
RECORD

WINNING
PCT. RANK

LAST 10
GAMES

STRENGTH OF
SCHEDULE

OPP. STRENGTH
OF SCHEDULE

TEAM
RPI

ADJ.
RPI

CONF.
RPI

ADJ CONF.
RPI

DIV. I ONLY	10- 20	257	2- 8	74	98	197	197	7	7
DIV. I NON-CONF.	6- 6	170	0- 0	63	309	124	124	7	7
<hr/>									
TOTALS	RPI 1-25	RPI 26-50	W-L RECORDS	RPI 51-100	RPI 101-999	RPI 201+			
10- 20	0- 2	0- 1	OVERALL	4- 2	6- 15	3- 2			
5- 9	0- 1	0- 1	HOME	1- 2	4- 5	3- 0			
3- 10	0- 1	0- 0	AWAY	2- 0	1- 9	0- 2			
2- 1	0- 0	0- 0	NEUTRAL	1- 0	1- 1	0- 0			
6- 6	0- 0	0- 0	NON-CONFERENCE	2- 2	4- 4	3- 1			
3- 3	0- 0	0- 0	HOME	0- 2	3- 1	3- 0			
2- 3	0- 0	0- 0	AWAY	2- 0	0- 3	0- 1			
1- 0	0- 0	0- 0	NEUTRAL	0- 0	1- 0	0- 0			
4- 14	0- 2	0- 1	CONFERENCE	2- 0	2- 11	0- 1			
2- 6	0- 1	0- 1	HOME	1- 0	1- 4	0- 0			
1- 7	0- 1	0- 0	AWAY	0- 0	1- 6	0- 1			
1- 1	0- 0	0- 0	NEUTRAL	1- 0	0- 1	0- 0			

RPI 1-25				RPI 26-50				RPI 51-100				RPI 101+				Team's RPI: 197	
RPI	S	Opponent	Score	RPI	S	Opponent	Score	RPI	S	Opponent	Score	RPI	S	Opponent	Score		
1	A	UConn	60 78	46	H	UCF	44 47	55	H	American	67 72	103	A	Cincinnati	41 78		
14	H	South Fla.	57 71					57	H	Belmont	65 90	103	H	Cincinnati	64 51		
								59	A	South Dakota	64 61	103	N	Cincinnati	65 66		
								79	H	Houston	83 77	121	A	Saint Louis	66 77		
								79	N	Houston	98 72	125	A	Tulane	39 70		
								95	A	Little Rock	74 61	125	H	Tulane	63 72		
												143	A	Arkansas	41 67		
												151	A	Wichita St.	67 62		
												151	H	Wichita St.	59 70		
												157	N	Binghamton	60 55		
												174	H	Oral Roberts	41 53		
												184	A	Temple	75 76		
												191	A	Memphis	56 65		
												191	H	Memphis	48 69		
												192	A	East Carolina	67 73		
												192	H	East Carolina	57 59		
												212	A	North Texas	43 66		
												214	A	SMU	70 74		
												221	H	Arkansas St.	68 58		
												283	H	UMKC	76 52		
												331	H	Ark. -Pine Bluff	87 37		
LAST 12 Division I GAMES:																	
103	N	Cincinnati	65 66	79	H	Houston	83 77	214	A	SMU	70 74						
79	N	Houston	98 72	184	A	Temple	75 76	14	H	South Fla.	57 71						
151	H	Wichita St.	59 70	46	H	UCF	44 47	125	A	Tulane	39 70						
191	A	Memphis	56 65														
192	H	East Carolina	57 59														
103	A	Cincinnati	41 78														

Non-Div I Games: Alas. Anchorage 53 59

Tulsa

UAB				Through Games Of March 7, 2018						
Average RPI Win: 209		WON-LOST RECORD	WINNING PCT. RANK	LAST 10 GAMES	STRENGTH OF SCHEDULE	OPP. STRENGTH OF SCHEDULE	TEAM RPI	ADJ. RPI	CONF. RPI	ADJ CONF. RPI
Average RPI Loss: 150										
DIV. I ONLY		22- 5	17	8- 2	220	200	78	78	18	18
DIV. I NON-CONF.		9- 2	33	0- 0	312	204	109	109	20	20

TOTALS		RPI 1-25	RPI 26-50	W-L RECORDS	RPI 51-100	RPI 101-999	RPI 201+			
22- 5		0- 0	0- 0	OVERALL	1- 1	21- 4	12- 1			
10- 3		0- 0	0- 0	HOME	1- 0	9- 3	5- 1			
11- 1		0- 0	0- 0	AWAY	0- 0	11- 1	6- 0			
1- 1		0- 0	0- 0	NEUTRAL	0- 1	1- 0	1- 0			
9- 2		0- 0	0- 0	NON-CONFERENCE	0- 1	9- 1	5- 0			
5- 0		0- 0	0- 0	HOME	0- 0	5- 0	3- 0			
3- 1		0- 0	0- 0	AWAY	0- 0	3- 1	1- 0			
1- 1		0- 0	0- 0	NEUTRAL	0- 1	1- 0	1- 0			
13- 3		0- 0	0- 0	CONFERENCE	1- 0	12- 3	7- 1			
5- 3		0- 0	0- 0	HOME	1- 0	4- 3	2- 1			
8- 0		0- 0	0- 0	AWAY	0- 0	8- 0	5- 0			
0- 0		0- 0	0- 0	NEUTRAL	0- 0	0- 0	0- 0			

RPI 1-25				RPI 26-50				RPI 51-100				RPI 101+			
RPI	S	Opponent	Score	RPI	S	Opponent	Score	RPI	S	Opponent	Score	RPI	S	Opponent	Score
								54	N	Indiana	63 71	102	H	Rice	70 63
								56	H	Western Ky.	79 61	104	A	Middle Tenn.	59 51
												104	H	Middle Tenn.	65 58
												126	A	Louisiana Tech	66 61
												126	H	Louisiana Tech	60 70
												159	H	Samford	77 53
												167	H	Charlotte	71 80
												168	A	South Ala.	78 66
												170	A	UTEP	84 64
												173	H	Southern Ill.	76 66
												191	A	Memphis	62 64
												194	A	High Point	77 61
												204	N	UC Santa Barbara	67 54
												210	H	Southern Miss.	63 80
												212	A	North Texas	69 51
												212	H	North Texas	68 52
												241	H	Fla. Atlantic	90 57
												259	A	UTSA	74 66
												263	A	Appalachian St.	70 59
												280	A	Old Dominion	74 61
												299	A	FIU	71 61
												310	A	Marshall	69 62
												311	H	Alabama A&M	85 58
												314	H	Alabama St.	61 44
												341	H	Mississippi Val.	87 72

								Team's RPI: 78							
								LAST 12 Division I GAMES:							
259	A	UTSA	74 66	310	A	Marshall	69 62								
212	A	North Texas	69 51	126	A	Louisiana Tech	66 61								
126	H	Louisiana Tech	60 70	170	A	UTEP	84 64								
104	H	Middle Tenn.	65 58	241	H	Fla. Atlantic	90 57								
167	H	Charlotte	71 80	299	A	FIU	71 61								
102	H	Rice	70 63	212	H	North Texas	68 52								

Non-Div I Games: Tuskegee 105 50 Miles 85 42

UAB

■ Loss,
 ■ Non-Conf,
 ■ S Site,
 ■ Home
 ■ A Away
 N Neutral

UC Davis				Through Games Of March 7, 2018							
Average RPI	Win:	211	WON-LOST RECORD	WINNING PCT. RANK	LAST 10 GAMES	STRENGTH OF SCHEDULE	OPP. STRENGTH OF SCHEDULE	TEAM RPI	ADJ. RPI	CONF. RPI	ADJ CONF. RPI
DIV. I ONLY			24- 5	15	8- 2	235	175	65	65	21	21
DIV. I NON-CONF.			10- 3	52	0- 0	163	72	59	59	19	19
<hr/>											
TOTALS		RPI 1-25	RPI 26-50		W-L RECORDS		RPI 51-100	RPI 101-999	RPI 201+		
24- 5	0- 0	0- 2		OVERALL		1- 1	23- 2	14- 2			
13- 1	0- 0	0- 1		HOME		0- 0	13- 0	8- 0			
10- 4	0- 0	0- 1		AWAY		1- 1	9- 2	6- 2			
1- 0	0- 0	0- 0		NEUTRAL		0- 0	1- 0	0- 0			
10- 3	0- 0	0- 2		NON-CONFERENCE		1- 1	9- 0	4- 0			
5- 1	0- 0	0- 1		HOME		0- 0	5- 0	2- 0			
4- 2	0- 0	0- 1		AWAY		1- 1	3- 0	2- 0			
1- 0	0- 0	0- 0		NEUTRAL		0- 0	1- 0	0- 0			
14- 2	0- 0	0- 0		CONFERENCE		0- 0	14- 2	10- 2			
8- 0	0- 0	0- 0		HOME		0- 0	8- 0	6- 0			
6- 2	0- 0	0- 0		AWAY		0- 0	6- 2	4- 2			
0- 0	0- 0	0- 0		NEUTRAL		0- 0	0- 0	0- 0			
<hr/>											
RPI 1-25			RPI 26-50			RPI 51-100			Team's RPI: 65	RPI 101+	
RPI	S	Opponent	Score	RPI	S	Opponent	Score	RPI	S	Opponent	Score
41	A	Oregon St.	47 61	80	A	Saint Mary's (CA)	74 50	111	H	Washington St.	91 76
46	H	UCF	55 62	83	A	Fordham	62 70	118	H	Portland St.	79 67
								127	N	Yale	71 61
								129	H	San Francisco	72 55
								139	A	Cal Poly	80 76
								139	H	Cal Poly	85 77
								186	A	Pacific	90 58
								193	A	UC Irvine	76 67
								193	H	UC Irvine	66 56
								204	A	UC Santa Barbara	68 61
								204	H	UC Santa Barbara	69 63
								205	A	CSUN	71 75
								205	H	CSUN	72 46
								213	A	Seattle U	79 53
								232	A	UC Riverside	62 76
								232	H	UC Riverside	74 63
								239	H	Pepperdine	69 64
								257	A	Hawaii	68 56
								257	H	Hawaii	76 52
								272	H	Sacramento St.	79 72
								301	A	Long Beach St.	83 71
								301	H	Long Beach St.	79 49
								319	A	Cal St. Fullerton	67 55
								319	H	Cal St. Fullerton	67 53
								329	A	Southern Utah	85 59
<hr/>											
LAST 12 Division I GAMES:											
232	A	UC Riverside	62 76	139	H	Cal Poly	85 77				
319	A	Cal St. Fullerton	67 55	205	A	CSUN	71 75				
193	H	UC Irvine	66 56	301	A	Long Beach St.	83 71				
257	A	Hawaii	68 56	204	H	UC Santa Barbara	69 63				
301	H	Long Beach St.	79 49	319	H	Cal St. Fullerton	67 53				
205	H	CSUN	72 46	139	A	Cal Poly	80 76				

Non-Div I Games:

Average RPI Win:	208	WON-LOST	WINNING	LAST 10	STRENGTH OF	OPP. STRENGTH	TEAM	ADJ.	CONF.	ADJ CONF.
Average RPI Loss:	150	RECORD	PCT. RANK	GAMES	SCHEDULE	OF SCHEDULE	RPI	RPI	RPI	RPI
DIV. I ONLY	11- 21	256	5- 5	136	166	232	232	21	21	
DIV. I NON-CONF.	3- 11	289	0- 0	49	33	200	200	19	19	

TOTALS	RPI 1-25	RPI 26-50	W-L RECORDS	RPI 51-100	RPI 101-999	RPI 201+				
11- 21	0- 2	0- 2	OVERALL	2- 3	9- 14	7- 7				
7- 5	0- 0	0- 1	HOME	1- 0	6- 4	6- 0				
1- 14	0- 2	0- 1	AWAY	0- 3	1- 8	0- 5				
3- 2	0- 0	0- 0	NEUTRAL	1- 0	2- 2	1- 2				
3- 11	0- 2	0- 2	NON-CONFERENCE	1- 2	2- 5	1- 2				
1- 3	0- 0	0- 1	HOME	0- 0	1- 2	1- 0				
1- 6	0- 2	0- 1	AWAY	0- 2	1- 1	0- 0				
1- 2	0- 0	0- 0	NEUTRAL	1- 0	0- 2	0- 2				
8- 10	0- 0	0- 0	CONFERENCE	1- 1	7- 9	6- 5				
6- 2	0- 0	0- 0	HOME	1- 0	5- 2	5- 0				
0- 8	0- 0	0- 0	AWAY	0- 1	0- 7	0- 5				
2- 0	0- 0	0- 0	NEUTRAL	0- 0	2- 0	1- 0				

RPI 1-25				RPI 26-50				RPI 51-100				RPI 101+ Team's RPI: 232			
RPI	S	Opponent	Score	RPI	S	Opponent	Score	RPI	S	Opponent	Score	RPI	S	Opponent	Score
10	A	UCLA	48 68	40	A	Minnesota	75 101	53	A	Arizona St.	48 73	106	A	Iowa St.	66 89
13	A	Stanford	43 53	49	H	Southern California	46 64	59	A	South Dakota	66 75	139	A	Cal Poly	73 91
								65	A	UC Davis	63 74	139	H	Cal Poly	82 87
								65	H	UC Davis	76 62	141	H	Loyola Marymount	59 67
								92	N	UNLV	95 88	145	A	Fresno St.	68 56
												170	H	UTEP	62 73
												193	A	UC Irvine	63 76
												193	H	UC Irvine	71 81
												193	N	UC Irvine	86 74
												202	H	CSU Bakersfield	68 65
												204	A	UC Santa Barbara	70 72
												204	H	UC Santa Barbara	84 76
												205	A	CSUN	55 60
												205	H	CSUN	69 58
												214	N	SMU	51 73
												257	A	Hawaii	57 63
												257	H	Hawaii	79 57
												272	N	Sacramento St.	72 99
												301	A	Long Beach St.	58 70
												301	H	Long Beach St.	77 53
												301	N	Long Beach St.	79 66
												319	A	Cal St. Fullerton	62 71
												319	H	Cal St. Fullerton	63 50

LAST 12 Division I GAMES:															
				193	N	UC Irvine	86 74	205	H	CSUN	69 58				
				301	N	Long Beach St.	79 66	193	A	UC Irvine	63 76				
				65	H	UC Davis	76 62	204	H	UC Santa Barbara	84 76				
				301	A	Long Beach St.	58 70	139	A	Cal Poly	73 91				
				204	A	UC Santa Barbara	70 72	257	A	Hawaii	57 63				
				319	A	Cal St. Fullerton	62 71	193	H	UC Irvine	71 81				

Non-Div I Games:

UC Riverside

Average RPI Win:	255	WON-LOST	WINNING	LAST 10	STRENGTH OF	OPP. STRENGTH	TEAM	ADJ.	CONF.	ADJ CONF.
Average RPI Loss:	148	RECORD	PCT. RANK	GAMES	SCHEDULE	OF SCHEDULE	RPI	RPI	RPI	RPI
DIV. I ONLY	12- 17	224	5- 5	152	241	204	204	21	21	
DIV. I NON-CONF.	3- 9	280	0- 0	92	231	222	222	19	19	
TOTALS	RPI 1-25	RPI 26-50	W-L RECORDS	RPI 51-100	RPI 101-999	RPI 201+				
12- 17	0- 1	0- 1	OVERALL	0- 4	12- 11	10- 6				
7- 5	0- 0	0- 0	HOME	0- 1	7- 4	5- 2				
5- 10	0- 1	0- 1	AWAY	0- 2	5- 6	5- 3				
0- 2	0- 0	0- 0	NEUTRAL	0- 1	0- 1	0- 1				
3- 9	0- 1	0- 1	NON-CONFERENCE	0- 2	3- 5	3- 2				
1- 3	0- 0	0- 0	HOME	0- 0	1- 3	1- 1				
2- 5	0- 1	0- 1	AWAY	0- 1	2- 2	2- 1				
0- 1	0- 0	0- 0	NEUTRAL	0- 1	0- 0	0- 0				
9- 8	0- 0	0- 0	CONFERENCE	0- 2	9- 6	7- 4				
6- 2	0- 0	0- 0	HOME	0- 1	6- 1	4- 1				
3- 5	0- 0	0- 0	AWAY	0- 1	3- 4	3- 2				
0- 1	0- 0	0- 0	NEUTRAL	0- 0	0- 1	0- 1				

RPI S Opponent Score	RPI S Opponent Score	RPI S Opponent Score	RPI S Opponent Score
10 UCLA 44	41 Oregon St. 49	65 UC Davis 63	139 Cal Poly 72
		65 UC Davis 61	139 Cal Poly 73 68
		78 N UAB 54	141 Loyola Marymount 61
		80 Saint Mary's (CA) 59	145 Fresno St. 57
			164 San Diego 58
			193 UC Irvine 74
			193 UC Irvine 82 55
			205 CSUN 74 73
			205 CSUN 30
			205 N CSUN 63
			213 Seattle U 71
			215 New Mexico St. 77 47
			232 UC Riverside 76
			232 UC Riverside 72 70
			257 Hawaii 64
			257 Hawaii 71 61
			271 San Diego St. 77 64
			289 Santa Clara 63
			301 Long Beach St. 90 74
			301 Long Beach St. 51 44
			305 Northern Ariz. 96 93
			319 Cal St. Fullerton 59 52
			319 Cal St. Fullerton 78 59
LAST 12 Division I GAMES:			
205 N CSUN 63	319 Cal St. Fullerton 59 52		
257 Hawaii 64	232 UC Riverside 76		
232 UC Riverside 72 70	257 Hawaii 71 61		
139 Cal Poly 72	205 CSUN 30		
193 UC Irvine 82 55	65 UC Davis 63		
319 Cal St. Fullerton 78 59	301 Long Beach St. 90 74		

Non-Div I Games:

UC Santa Barbara

Average RPI Win:	170	WON-LOST	WINNING	LAST 10	STRENGTH OF	OPP. STRENGTH	TEAM	ADJ.	CONF.	ADJ CONF.
Average RPI Loss:	55	RECORD	PCT. RANK	GAMES	SCHEDULE	OF SCHEDULE	RPI	RPI	RPI	RPI
DIV. I ONLY	21- 10	78	7- 3	52	79	46	46	7	7	
DIV. I NON-CONF.	8- 5	111	0- 0	69	151	68	68	7	7	

TOTALS	RPI 1-25	RPI 26-50	W-L RECORDS	RPI 51-100	RPI 101-999	RPI 201+				
21- 10	0- 5	0- 2	OVERALL	3- 1	18- 2	5- 0				
10- 4	0- 2	0- 2	HOME	1- 0	9- 0	2- 0				
10- 5	0- 2	0- 0	AWAY	2- 1	8- 2	3- 0				
1- 1	0- 1	0- 0	NEUTRAL	0- 0	1- 0	0- 0				
8- 5	0- 0	0- 2	NON-CONFERENCE	2- 1	6- 2	3- 0				
4- 2	0- 0	0- 2	HOME	1- 0	3- 0	1- 0				
4- 3	0- 0	0- 0	AWAY	1- 1	3- 2	2- 0				
0- 0	0- 0	0- 0	NEUTRAL	0- 0	0- 0	0- 0				
13- 5	0- 5	0- 0	CONFERENCE	1- 0	12- 0	2- 0				
6- 2	0- 2	0- 0	HOME	0- 0	6- 0	1- 0				
6- 2	0- 2	0- 0	AWAY	1- 0	5- 0	1- 0				
1- 1	0- 1	0- 0	NEUTRAL	0- 0	1- 0	0- 0				

UCF

UCF

RPI 1-25				RPI 26-50				Team's RPI: 46				RPI 51-100				RPI 101+			
RPI	S	Opponent	Score	RPI	S	Opponent	Score	RPI	S	Opponent	Score	RPI	S	Opponent	Score	RPI	S	Opponent	Score
1	A	UConn	44 80	45	H	Elon	57 71	65	A	UC Davis	62 55	103	A	Cincinnati	50 38				
1	H	UConn	37 55	47	H	Mercer	64 73	67	A	Virginia Tech	69 86	108	A	Chattanooga	58 57				
14	A	South Fla.	45 62					79	A	Houston	64 59	125	H	Tulane	59 51				
14	H	South Fla.	68 77					81	H	IUPUI	63 59	136	H	UNI	53 43				
14	N	South Fla.	59 74									151	H	Wichita St.	59 53				
												159	A	Samford	51 58				
												184	A	Temple	64 57				
												184	H	Temple	76 46				
												184	N	Temple	77 70				
												185	H	Davidson	62 54				
												186	A	Pacific	74 78				
												191	A	Memphis	63 40				
												191	H	Memphis	61 41				
												192	H	East Carolina	75 54				
												197	A	Tulsa	47 44				
												214	A	SMU	60 42				
												214	H	SMU	58 43				
												228	A	Gardner-Webb	65 30				
												230	A	Boston U.	47 32				
												327	H	Ga. Southern	62 38				
LAST 12 Division I GAMES:																			
14	N	South Fla.	59 74	184	A	Temple	64 57												
184	N	Temple	77 70	1	H	UConn	37 55												
192	H	East Carolina	75 54	191	H	Memphis	61 41												
79	A	Houston	64 59	103	A	Cincinnati	50 38												
191	A	Memphis	63 40	197	A	Tulsa	47 44												
14	H	South Fla.	68 77	214	H	SMU	58 43												

Non-Div I Games:

UCF

Average RPI Win: **114**
 Average RPI Loss: **19**

WON-LOST
RECORD

WINNING
PCT. RANK

LAST 10
GAMES

STRENGTH OF
SCHEDULE

OPP. STRENGTH
OF SCHEDULE

TEAM
RPI

ADJ.
RPI

CONF.
RPI

ADJ CONF.
RPI

DIV. I ONLY	24- 7	37	7- 3	8	22	10	10	5	5
DIV. I NON-CONF.	9- 2	33	0- 0	33	14	17	17	3	3
TOTALS	RPI 1-25	RPI 26-50	W-L RECORDS	RPI 51-100	RPI 101-999	RPI 201+			
24- 7	2- 5	7- 1	OVERALL	3- 1	12- 0	5- 0			
13- 2	2- 2	3- 0	HOME	1- 0	7- 0	5- 0			
8- 4	0- 2	2- 1	AWAY	1- 1	5- 0	0- 0			
3- 1	0- 1	2- 0	NEUTRAL	1- 0	0- 0	0- 0			
9- 2	1- 1	1- 0	NON-CONFERENCE	2- 1	5- 0	4- 0			
5- 1	1- 1	0- 0	HOME	0- 0	4- 0	4- 0			
2- 1	0- 0	0- 0	AWAY	1- 1	1- 0	0- 0			
2- 0	0- 0	1- 0	NEUTRAL	1- 0	0- 0	0- 0			
15- 5	1- 4	6- 1	CONFERENCE	1- 0	7- 0	1- 0			
8- 1	1- 1	3- 0	HOME	1- 0	3- 0	1- 0			
6- 3	0- 2	2- 1	AWAY	0- 0	4- 0	0- 0			
1- 1	0- 1	1- 0	NEUTRAL	0- 0	0- 0	0- 0			

RPI	S	Opponent	Score	RPI	S	Opponent	Score	RPI	S	Opponent	Score	RPI	S	Opponent	Score
1	H	UConn	60 78	41	A	Oregon St.	64 67	53	H	Arizona St.	71 63	110	A	Utah	81 74
4	H	Baylor	82 68	41	H	Oregon St.	84 49	58	A	Oklahoma St.	72 87	110	H	Utah	78 71
7	A	Oregon	94 101	42	A	Cal i forni a	82 46	83	A	Fordham	67 30	111	A	Washington St.	79 71
7	H	Oregon	61 70	42	H	Cal i forni a	60 52	90	N	Kansas St.	64 55	123	A	Seton Hall	77 68
7	N	Oregon	62 65	42	N	Cal i forni a	77 74					142	A	Col orado	93 55
13	A	Stanford	65 76	48	N	Creighton	72 63					142	H	Col orado	73 67
13	H	Stanford	64 53	49	A	Southern Cal i forni a	84 70					198	A	Washi ngton	86 69
				49	H	Southern Cal i forni a	59 46					204	H	UC Santa Barbara	74 44
LAST 12 Division I GAMES:															
				7	N	Oregon	62 65	53	H	Ari zona St.	71 63	232	H	UC Ri versi de	68 48
				42	N	Cal i forni a	77 74	277	H	Ari zona	69 46	245	H	Presbyteri an	76 40
				110	H	Utah	78 71	49	A	Southern Cal i forni a	84 70	277	H	Ari zona	69 46
				142	H	Col orado	73 67	49	H	Southern Cal i forni a	59 46	278	H	San Jose St.	129 69
				7	A	Oregon	94 101	111	A	Washi ngton St.	79 71				
				41	A	Oregon St.	64 67	198	A	Washi ngton	86 69				

Non-Div I Games:

UCLA

Average RPI	Winn:	WON-LOST RECORD	WINNING PCT. RANK	LAST 10 GAMES	STRENGTH OF SCHEDULE	OPP. STRENGTH OF SCHEDULE	TEAM RPI	ADJ. RPI	CONF. RPI	ADJ. CONF. RPI
87										
Average RPI Loss:	0									
DIV. I ONLY	32- 0	1	10- 0	3	5	1	1	7	7	
DIV. I NON-CONF.	13- 0	1	2- 0	1	1	1	1	7	7	

TOTALS	RPI 1-25	RPI 26-50	W-L RECORDS	RPI 51-100	RPI 101-999	RPI 201+				
32- 0	11- 0	4- 0	OVERALL	3- 0	14- 0	1- 0				
12- 0	4- 0	2- 0	HOME	0- 0	6- 0	0- 0				
13- 0	5- 0	1- 0	AWAY	1- 0	6- 0	1- 0				
7- 0	2- 0	1- 0	NEUTRAL	2- 0	2- 0	0- 0				
13- 0	8- 0	2- 0	NON-CONFERENCE	2- 0	1- 0	0- 0				
4- 0	3- 0	1- 0	HOME	0- 0	0- 0	0- 0				
5- 0	4- 0	0- 0	AWAY	0- 0	1- 0	0- 0				
4- 0	1- 0	1- 0	NEUTRAL	2- 0	0- 0	0- 0				
19- 0	3- 0	2- 0	CONFERENCE	1- 0	13- 0	1- 0				
8- 0	1- 0	1- 0	HOME	0- 0	6- 0	0- 0				
8- 0	1- 0	1- 0	AWAY	1- 0	5- 0	1- 0				
3- 0	1- 0	0- 0	NEUTRAL	0- 0	2- 0	0- 0				

RPI	S	Opponent	Score	RPI	S	Opponent	Score	RPI	S	Opponent	Score	RPI	S	Opponent	Score
2	H	Notre Dame	80 71	34	N	Oklahoma	88 64	66	N	Michigan St.	96 62	103	H	Cincinnati	106 65
3	H	Louisville	69 58	42	H	California	82 47	72	N	Duquesne	104 52	103	N	Cincinnati	75 21
10	A	UCLA	78 60	46	A	UCF	55 37	79	A	Houston	95 35	125	A	Tulane	91 47
11	A	South Carolina	83 58	46	H	UCF	80 44					125	H	Tulane	98 45
12	A	Texas	75 71									125	N	Tulane	82 56
13	N	Stanford	78 53									151	H	Wichita St.	124 43
14	A	South Fla.	100 49									171	A	Nevada	88 57
14	H	South Fla.	82 53									184	A	Temple	113 57
14	N	South Fla.	70 54									184	H	Temple	106 45
17	H	Maryland	97 72									191	A	Memphis	93 36
19	A	DePaul	103 69									191	H	Memphis	97 49

LAST 12 Division I GAMES:															
14	N	South Fla.	70 54	184	H	Temple	106 45	3	H	Louisville	69 58	151	H	Wichita St.	124 43
103	N	Cincinnati	75 21					46	A	UCF	55 37	103	H	Cincinnati	106 65
125	N	Tulane	82 56					103	H	Cincinnati	106 65	197	H	Tulsa	78 60
14	H	South Fla.	82 53					11	A	South Carolina	83 58	214	A	SMU	80 36
214	A	SMU	80 36												
125	A	Tulane	91 47												

Non-Div I Games:

UConn

UMBC		Average RPI Win: 334	WON-LOST RECORD	WINNING PCT. RANK	LAST 10 GAMES	STRENGTH OF SCHEDULE	OPP. STRENGTH OF SCHEDULE	TEAM RPI	ADJ. RPI	CONF. RPI	ADJ CONF. RPI
Average RPI Loss: 164											
DIV. I ONLY		4- 26	330	3- 7	201	259	322	322	20	20	
DIV. I NON-CONF.		0- 12	337	0- 0	243	245	344	344	24	24	

TOTALS	RPI 1-25	RPI 26-50	W-L RECORDS		RPI 51-100	RPI 101-999	RPI 201+				
4- 26	0- 0	0- 1	OVERALL		0- 7	4- 18	4- 8				
2- 11	0- 0	0- 0	HOME		0- 3	2- 8	2- 3				
2- 13	0- 0	0- 1	AWAY		0- 4	2- 8	2- 3				
0- 2	0- 0	0- 0	NEUTRAL		0- 0	0- 2	0- 2				
0- 12	0- 0	0- 1	NON-CONFERENCE		0- 2	0- 9	0- 7				
0- 4	0- 0	0- 0	HOME		0- 1	0- 3	0- 2				
0- 6	0- 0	0- 1	AWAY		0- 1	0- 4	0- 3				
0- 2	0- 0	0- 0	NEUTRAL		0- 0	0- 2	0- 2				
4- 14	0- 0	0- 0	CONFERENCE		0- 5	4- 9	4- 1				
2- 7	0- 0	0- 0	HOME		0- 2	2- 5	2- 1				
2- 7	0- 0	0- 0	AWAY		0- 3	2- 4	2- 0				
0- 0	0- 0	0- 0	NEUTRAL		0- 0	0- 0	0- 0				

RPI 1-25				RPI 26-50				RPI 51-100				RPI 101+				Team's RPI: 322
RPI	S	Opponent	Score	RPI	S	Opponent	Score	RPI	S	Opponent	Score	RPI	S	Opponent	Score	
				30	A	Princeton	40 77	55	H	American	48 61	109	A	George Mason	38 58	
								73	A	Maine	36 69	132	A	Hartford	54 65	
								73	A	Maine	43 65	132	H	Hartford	54 61	
								73	H	Maine	50 64	157	A	Binghamton	51 81	
								82	A	Albany (NY)	45 79	157	H	Binghamton	53 68	
								82	H	Albany (NY)	75 78	175	A	New Hampshire	51 56	
								83	A	Fordham	46 55	175	H	New Hampshire	46 51	
												180	H	Denver	48 70	
												187	A	Stony Brook	49 53	
												187	H	Stony Brook	44 69	
												211	H	Columbia	44 60	
												251	A	Hofstra	55 71	
												258	N	St. Bonaventure	54 63	
												265	H	LIU Brooklyn	52 66	
												266	A	UMES	43 66	
												279	A	Towson	64 95	
												286	N	North Dakota St.	53 67	
												293	A	Vermont	52 51	
												293	H	Vermont	58 72	
												348	A	UMass Lowell	61 39	
												348	H	UMass Lowell	66 54	
												348	H	UMass Lowell	73 65	

LAST 12 Division I GAMES:																
				73	A	Maine	43 65	175	H	New Hampshire	46 51					
				348	H	UMass Lowell	73 65	157	H	Binghamton	53 68					
				348	A	UMass Lowell	61 39	293	A	Vermont	52 51					
				132	H	Hartford	54 61	187	H	Stony Brook	44 69					
				82	A	Albany (NY)	45 79	73	A	Maine	36 69					
				187	A	Stony Brook	49 53	157	A	Binghamton	51 81					

Non-Div I Games: Gettysburg 72 45

UMBC

■ Loss,
 ■ Non-Conf,
 ■ S Site,
 ■ Home
 ■ A Away
 N Neutral

U
M
E
S

U
M
E
S

Page 306

UMKC				Through Games Of March 7, 2018							
Average RPI Win:		276	WON-LOST RECORD	WINNING PCT. RANK	LAST 10 GAMES	STRENGTH OF SCHEDULE	OPP. STRENGTH OF SCHEDULE	TEAM RPI	ADJ. RPI	CONF. RPI	ADJ CONF. RPI
Average RPI Loss:		189									
DIV. I ONLY		8- 19	276	4- 6	249	305	283	283	31	31	
DIV. I NON-CONF.		1- 11	331	0- 0	150	135	296	296	31	31	

TOTALS		RPI 1-25	RPI 26-50		W-L RECORDS		RPI 51-100	RPI 101-999	RPI 201+		
8- 19		0- 0	0- 1		OVERALL		0- 2	8- 16	7- 10		
3- 7		0- 0	0- 1		HOME		0- 0	3- 6	3- 4		
4- 11		0- 0	0- 0		AWAY		0- 2	4- 9	4- 5		
1- 1		0- 0	0- 0		NEUTRAL		0- 0	1- 1	0- 1		
1- 11		0- 0	0- 1		NON-CONFERENCE		0- 2	1- 8	0- 2		
0- 3		0- 0	0- 1		HOME		0- 0	0- 2	0- 0		
0- 8		0- 0	0- 0		AWAY		0- 2	0- 6	0- 2		
1- 0		0- 0	0- 0		NEUTRAL		0- 0	1- 0	0- 0		
7- 8		0- 0	0- 0		CONFERENCE		0- 0	7- 8	7- 8		
3- 4		0- 0	0- 0		HOME		0- 0	3- 4	3- 4		
4- 3		0- 0	0- 0		AWAY		0- 0	4- 3	4- 3		
0- 1		0- 0	0- 0		NEUTRAL		0- 0	0- 1	0- 1		

RPI 1-25				RPI 26-50				RPI 51-100				RPI 101+ Team's RPI: 283			
RPI	S	Opponent	Score	RPI	S	Opponent	Score	RPI	S	Opponent	Score	RPI	S	Opponent	Score
				37	H	Northern Colo.	73 88	60	A	Nebraska	60 80	106	A	Iowa St.	45 61
								100	A	Western Ill.	71 90	151	A	Wichita St.	63 72
												174	H	Oral Roberts	73 76
												180	H	Denver	68 77
												183	A	Kansas	48 63
												197	A	Tulsa	52 76
												200	N	Stetson	67 50
												202	A	CSU Bakersfield	60 58
												202	H	CSU Bakersfield	62 76
												213	A	Seattle U	62 66
												213	H	Seattle U	58 62
												213	N	Seattle U	64 75
												215	A	New Mexico St.	62 70
												215	H	New Mexico St.	67 76
												241	A	Fla. Atlantic	55 65
												243	A	Illinois St.	53 64
												247	A	Grand Canyon	62 59
												247	H	Grand Canyon	84 82
												308	A	UTRGV	54 52
												308	H	UTRGV	79 59
												323	A	Utah Valley	65 68
												323	H	Utah Valley	59 66
												346	A	Chicago St.	59 47
												346	H	Chicago St.	106 47
LAST 12 Division I GAMES:															
				213	N	Seattle U	64 75	213	A	Seattle U	62 66				
				346	A	Chicago St.	59 47	202	H	CSU Bakersfield	62 76				
				215	H	New Mexico St.	67 76	247	H	Grand Canyon	84 82				
				308	H	UTRGV	79 59	215	A	New Mexico St.	62 70				
				346	H	Chicago St.	106 47	247	A	Grand Canyon	62 59				
				323	A	Utah Valley	65 68	202	A	CSU Bakersfield	60 58				

Non-Div I Games: Lincoln (MO) 98 41 Harris-Stowe 114 59 Cent. Christian Bib90 10

UMKC

Loss, Non-Conf, S Site, H Home A Away N Neutral

Average RPI		Win: 284	Loss: 219	WON-LOST RECORD	WINNING PCT. RANK	LAST 10 GAMES	STRENGTH OF SCHEDULE	OPP. STRENGTH OF SCHEDULE	TEAM RPI	ADJ. RPI	CONF. RPI	ADJ CONF. RPI
DIV. I ONLY				3- 26	337	1- 9	342	296	348	348	20	20
DIV. I NON-CONF.				2- 10	300	0- 0	348	347	348	348	24	24
TOTALS		RPI 1-25			RPI 26-50		W-L RECORDS		RPI 51-100	RPI 101-999		RPI 201+
3- 26	0- 0			0- 0		OVERALL	0- 4		3- 22		3- 14	
2- 11	0- 0			0- 0		HOME	0- 2		2- 9		2- 5	
1- 15	0- 0			0- 0		AWAY	0- 2		1- 13		1- 9	
0- 0	0- 0			0- 0		NEUTRAL	0- 0		0- 0		0- 0	
2- 10	0- 0			0- 0		NON-CONFERENCE	0- 0		2- 10		2- 10	
1- 4	0- 0			0- 0		HOME	0- 0		1- 4		1- 4	
1- 6	0- 0			0- 0		AWAY	0- 0		1- 6		1- 6	
0- 0	0- 0			0- 0		NEUTRAL	0- 0		0- 0		0- 0	
1- 16	0- 0			0- 0		CONFERENCE	0- 4		1- 12		1- 4	
1- 7	0- 0			0- 0		HOME	0- 2		1- 5		1- 1	
0- 9	0- 0			0- 0		AWAY	0- 2		0- 7		0- 3	
0- 0	0- 0			0- 0		NEUTRAL	0- 0		0- 0		0- 0	

RPI	S	Opponent	Score
RPI : 1-25			
RPI	S	Opponent	Score
73	A	Maine	65 70
73	H	Maine	51 69
82	A	Albany (NY)	60 93
82	H	Albany (NY)	52 61
Team's RPI : 348			
RPI	S	Opponent	Score
132	A	Hartford	56 78
132	H	Hartford	42 81
157	A	Binghamton	38 52
157	H	Binghamton	46 76
175	A	New Hampshire	45 66
175	H	New Hampshire	49 70
187	A	Stony Brook	50 59
187	H	Stony Brook	60 63
211	H	Columbia	77 70
240	H	Holy Cross	56 84
252	A	Texas Tech	65 93
267	H	Cornell	53 71
270	H	Morgan St.	59 65
273	A	Fairfield	67 78
275	H	Massachusetts	63 73
281	A	Fairleigh Dickinson	51 60
287	A	Colgate	64 84
293	A	Vermont	55 63
293	H	Vermont	65 60
322	A	UMBC	54 66
322	A	UMBC	65 73
322	H	UMBC	39 61
334	A	Rhode Island	64 81
343	A	Longwood	82 84
347	A	Saint Peter's	66 60
LAST 12 Division I GAMES:			
322	A	UMBC	65 73
322	H	UMBC	39 61
175	H	New Hampshire	49 70
157	A	Binghamton	38 52
73	A	Maine	65 70
293	H	Vermont	65 60
187	H	Stony Brook	60 63
82	A	Albany (NY)	60 93
73	H	Maine	51 69
132	A	Hartford	56 78
187	A	Stony Brook	50 59
157	H	Binghamton	46 76

Non-Div I Games:	Fisher	102	47
------------------	--------	-----	----

UMass Lowell

Loss, Non-Conf, S Site, H Home A Away N Neutral

Average RPI Win:	259	WON-LOST	WINNING	LAST 10	STRENGTH OF	OPP. STRENGTH	TEAM	ADJ.	CONF.	ADJ CONF.
Average RPI Loss:	183	RECORD	PCT. RANK	GAMES	SCHEDULE	OF SCHEDULE	RPI	RPI	RPI	RPI
DIV. I ONLY	14- 14	178	6- 4	278	298	226	226	27	27	
DIV. I NON-CONF.	2- 8	290	0- 0	266	176	309	309	28	28	

TOTALS	RPI 1-25	RPI 26-50	W-L RECORDS	RPI 51-100	RPI 101-999	RPI 201+				
14- 14	0- 1	0- 1	OVERALL	1- 1	13- 11	11- 5				
7- 7	0- 0	0- 1	HOME	1- 0	6- 6	6- 1				
7- 7	0- 1	0- 0	AWAY	0- 1	7- 5	5- 4				
0- 0	0- 0	0- 0	NEUTRAL	0- 0	0- 0	0- 0				
2- 8	0- 1	0- 1	NON-CONFERENCE	0- 0	2- 6	2- 2				
1- 4	0- 0	0- 1	HOME	0- 0	1- 3	1- 0				
1- 4	0- 1	0- 0	AWAY	0- 0	1- 3	1- 2				
0- 0	0- 0	0- 0	NEUTRAL	0- 0	0- 0	0- 0				
12- 6	0- 0	0- 0	CONFERENCE	1- 1	11- 5	9- 3				
6- 3	0- 0	0- 0	HOME	1- 0	5- 3	5- 1				
6- 3	0- 0	0- 0	AWAY	0- 1	6- 2	4- 2				
0- 0	0- 0	0- 0	NEUTRAL	0- 0	0- 0	0- 0				

RPI 1-25				RPI 26-50				RPI 51-100				RPI 101+				Team's RPI: 226
RPI	S	Opponent	Score	RPI	S	Opponent	Score	RPI	S	Opponent	Score	RPI	S	Opponent	Score	
16	A	NC State	55 87	47	H	Mercer	56 67	87	A	Liberty	48 53	104	H	Middle Tenn.	57 72	
								87	H	Liberty	48 41	137	A	Radford	67 56	
												137	H	Radford	48 64	
												167	H	Charlotte	47 51	
												185	A	Davidson	50 58	
												188	H	Furman	63 71	
												194	A	High Point	78 59	
												194	H	High Point	45 58	
												228	A	Gardner-Webb	61 60	
												228	H	Gardner-Webb	62 60	
												245	A	Presbyterian	63 72	
												245	H	Presbyterian	74 76	
												256	A	Campbell	60 52	
												256	H	Campbell	38 33	
												263	H	Appalachian St.	69 60	
												302	A	Wofford	68 70	
												303	A	USC Upstate	76 70	
												307	A	Western Caro.	52 62	
												324	A	Charleston So.	78 61	
												324	H	Charleston So.	71 69	
												343	A	Longwood	54 67	
												343	H	Longwood	82 52	
												344	A	Winthrop	70 48	
												344	H	Winthrop	63 51	
LAST 12 Division I GAMES:																
228	H	Gardner-Webb	62 60	194	A	High Point	78 59									
245	A	Presbyterian	63 72	137	H	Radford	48 64									
343	A	Longwood	54 67	344	H	Winthrop	63 51									
256	H	Campbell	38 33	228	A	Gardner-Webb	61 60									
87	A	Liberty	48 53	245	H	Presbyterian	74 76									
324	H	Charleston So.	71 69	324	A	Charleston So.	78 61									

Non-Div I Games: Warren Wilson 100 53

UNC Asheville

■ Loss,
 ■ Non-Conf,
 ■ Site,
 ■ Home
 ■ Away
 N Neutral

UNCG		Average RPI Win: 237	WON-LOST RECORD	WINNING PCT. RANK	LAST 10 GAMES	STRENGTH OF SCHEDULE	OPP. STRENGTH OF SCHEDULE	TEAM RPI	ADJ. RPI	CONF. RPI	ADJ. CONF. RPI
Average RPI Loss: 147											
DIV. I ONLY	10- 17	239	5- 5	156	201	218	218	17	17		
DIV. I NON-CONF.	3- 8	268	0- 0	196	313	255	255	16	16		

TOTALS	RPI 1-25	RPI 26-50	W-L RECORDS	RPI 51-100	RPI 101-999	RPI 201+					
10- 17	0- 1	0- 3	OVERALL	0- 0	10- 13	7- 4					
5- 6	0- 0	0- 1	HOME	0- 0	5- 5	3- 2					
4- 10	0- 1	0- 2	AWAY	0- 0	4- 7	4- 2					
1- 1	0- 0	0- 0	NEUTRAL	0- 0	1- 1	0- 0					
3- 8	0- 1	0- 1	NON-CONFERENCE	0- 0	3- 6	3- 4					
1- 3	0- 0	0- 0	HOME	0- 0	1- 3	1- 2					
2- 5	0- 1	0- 1	AWAY	0- 0	2- 3	2- 2					
0- 0	0- 0	0- 0	NEUTRAL	0- 0	0- 0	0- 0					
7- 9	0- 0	0- 2	CONFERENCE	0- 0	7- 7	4- 0					
4- 3	0- 0	0- 1	HOME	0- 0	4- 2	2- 0					
2- 5	0- 0	0- 1	AWAY	0- 0	2- 4	2- 0					
1- 1	0- 0	0- 0	NEUTRAL	0- 0	1- 1	0- 0					

RPI 1-25				RPI 26-50				RPI 51-100				RPI 101+ Team's RPI: 218			
RPI	S	Opponent	Score	RPI	S	Opponent	Score	RPI	S	Opponent	Score	RPI	S	Opponent	Score
18	A	Duke	54 85	31	A	Virginia	50 68					107	A	ETSU	52 60
				47	A	Mercer	57 80					107	H	ETSU	65 61
				47	H	Mercer	54 57					107	N	ETSU	52 54
												108	A	Chattanooga	42 49
												108	H	Chattanooga	57 73
												108	N	Chattanooga	70 66
												137	A	Radford	53 56
												159	A	Samford	48 56
												159	H	Samford	53 60
												188	A	Furman	54 55
												188	H	Furman	76 74
												194	H	High Point	72 81
												216	A	Norfolk St.	63 64
												219	A	Coastal Caro.	60 54
												245	A	Presbyteria n	64 57
												256	H	Campbel l	61 72
												282	H	VCU	74 61
												294	H	Murray St.	52 63
												302	A	Wofford	81 75
												302	H	Wofford	66 51
												307	A	Western Caro.	88 67
												307	H	Western Caro.	57 54
												316	A	Eastern Ky.	59 70
LAST 12 Division I GAMES:															
107	N	ETSU	52 54	188	A	Furman	54 55								
108	N	Chattanooga	70 66	108	H	Chattanooga	57 73								
307	H	Western Caro.	57 54	107	H	ETSU	65 61								
47	H	Mercer	54 57	307	A	Western Caro.	88 67								
159	H	Samford	53 60	159	A	Samford	48 56								
302	A	Wofford	81 75	47	A	Mercer	57 80								

Non-Div I Games: Greensboro 82 34 Tuscul um 69 71 Lees-McRae 78 62 Southern Wesleyan 96 35 UNCG

Loss, Non-Conf, S Site, H Home A Away N Neutral

U
N
C
WUNCW

Page 311

Average RPI Win:	243	WON-LOST	WINNING	LAST 10	STRENGTH OF	OPP. STRENGTH	TEAM	ADJ.	CONF.	ADJ CONF.
Average RPI Loss:	98	RECORD	PCT. RANK	GAMES	SCHEDULE	OF SCHEDULE	RPI	RPI	RPI	RPI
DIV. I ONLY	16- 12	128	8- 2	183	173	136	136	24	24	
DIV. I NON-CONF.	3- 7	254	0- 0	40	8	137	137	21	21	

TOTALS	RPI 1-25	RPI 26-50	W-L RECORDS	RPI 51-100	RPI 101-999	RPI 201+				
16- 12	0- 1	0- 3	OVERALL	2- 5	14- 3	12- 1				
8- 4	0- 1	0- 0	HOME	0- 3	8- 0	6- 0				
7- 8	0- 0	0- 3	AWAY	1- 2	6- 3	6- 1				
1- 0	0- 0	0- 0	NEUTRAL	1- 0	0- 0	0- 0				
3- 7	0- 1	0- 3	NON-CONFERENCE	2- 1	1- 2	0- 1				
1- 2	0- 1	0- 0	HOME	0- 1	1- 0	0- 0				
1- 5	0- 0	0- 3	AWAY	1- 0	0- 2	0- 1				
1- 0	0- 0	0- 0	NEUTRAL	1- 0	0- 0	0- 0				
13- 5	0- 0	0- 0	CONFERENCE	0- 4	13- 1	12- 0				
7- 2	0- 0	0- 0	HOME	0- 2	7- 0	6- 0				
6- 3	0- 0	0- 0	AWAY	0- 2	6- 1	6- 0				
0- 0	0- 0	0- 0	NEUTRAL	0- 0	0- 0	0- 0				

RPI 1-25				RPI 26-50				RPI 51-100				RPI 101+ Team's RPI: 136			
RPI	S	Opponent	Score	RPI	S	Opponent	Score	RPI	S	Opponent	Score	RPI	S	Opponent	Score
21	H	Iowa	47 71	27	A	South Dakota St.	47 57	70	A	Drake	64 81	106	H	Iowa St.	57 53
				46	A	UCF	43 53	70	H	Drake	67 72	173	A	Southern Ill.	53 60
				48	A	Creighton	78 89	74	N	Wyoming	55 40	173	H	Southern Ill.	71 63
								81	H	IUPUI	48 54	201	A	North Dakota	72 80
								90	A	Kansas St.	72 71	243	A	Illinois St.	58 36
								99	A	Missouri St.	52 62	243	H	Illinois St.	66 48
								99	H	Missouri St.	52 57	244	A	Omaha	74 78
												261	A	Indiana St.	56 46
												261	H	Indiana St.	59 53
												268	A	Bradley	51 40
												268	H	Bradley	63 50
												297	A	Valparaiso	76 53
												297	H	Valparaiso	77 56
												304	A	Loyola Chicago	64 39
												304	H	Loyola Chicago	70 41
												349	A	Evansville	85 60
												349	H	Evansville	65 41

LAST 12 Division I GAMES:															
304	A	Loyola Chicago	64 39	261	A	Indiana St.	56 46	173	H	Southern Ill.	71 63	99	H	Missouri St.	52 57
297	A	Valparaiso	76 53	70	H	Drake	67 72	243	A	Illinois St.	58 36	268	A	Bradley	51 40
268	H	Bradley	63 50	48	A	Creighton	78 89	74	N	Wyoming	55 40	244	A	Omaha	74 78
243	H	Illinois St.	66 48					81	H	IUPUI	48 54	261	A	Indiana St.	56 46
70	H	Drake	67 72					90	A	Kansas St.	72 71	261	H	Indiana St.	59 53
349	A	Evansville	85 60					99	A	Missouri St.	52 62	268	A	Bradley	51 40
								99	H	Missouri St.	52 57	268	H	Bradley	63 50
												297	A	Valparaiso	76 53
												297	H	Valparaiso	77 56
												304	A	Loyola Chicago	64 39
												304	H	Loyola Chicago	70 41
												349	A	Evansville	85 60
												349	H	Evansville	65 41

Non-Div I Games: Wis.-Parkside 92 62

UNI

Average RPI Win:	204	WON-LOST	WINNING	LAST 10	STRENGTH OF	OPP. STRENGTH	TEAM	ADJ.	CONF.	ADJ CONF.
Average RPI Loss:	93	RECORD	PCT. RANK	GAMES	SCHEDULE	OF SCHEDULE	RPI	RPI	RPI	RPI
DIV. I ONLY	19- 11	96	7- 3	91	129	92	92	16	16	
DIV. I NON-CONF.	5- 6	187	0- 0	8	83	90	90	14	14	

TOTALS	RPI 1-25	RPI 26-50	W-L RECORDS	RPI 51-100	RPI 101-999	RPI 201+				
19- 11	0- 3	1- 2	OVERALL	2- 1	16- 5	10- 1				
12- 4	0- 1	0- 2	HOME	1- 0	11- 1	6- 0				
7- 4	0- 1	1- 0	AWAY	1- 1	5- 2	4- 0				
0- 3	0- 1	0- 0	NEUTRAL	0- 0	0- 2	0- 1				
5- 6	0- 3	1- 2	NON-CONFERENCE	0- 0	4- 1	2- 1				
4- 3	0- 1	0- 2	HOME	0- 0	4- 0	2- 0				
1- 1	0- 1	1- 0	AWAY	0- 0	0- 0	0- 0				
0- 2	0- 1	0- 0	NEUTRAL	0- 0	0- 1	0- 1				
14- 5	0- 0	0- 0	CONFERENCE	2- 1	12- 4	8- 0				
8- 1	0- 0	0- 0	HOME	1- 0	7- 1	4- 0				
6- 3	0- 0	0- 0	AWAY	1- 1	5- 2	4- 0				
0- 1	0- 0	0- 0	NEUTRAL	0- 0	0- 1	0- 0				

U
N
L
VU
N
L
V

RPI 1-25				RPI 26-50				RPI 51-100				RPI 101+			
RPI	S	Opponent	Score	RPI	S	Opponent	Score	RPI	S	Opponent	Score	RPI	S	Opponent	Score
5	H	Mississippi St.	63 103	32	A	Gonzaga	52 50	74	A	Wyoming	56 69	114	H	Colorado St.	56 52
13	A	Stanford	33 74	35	H	Syracuse	55 69	88	A	New Mexico	68 66	118	H	Portland St.	88 80
20	N	Buffalo	53 80	40	H	Minnesota	72 79	88	H	New Mexico	74 62	120	A	Boise St.	60 69
												120	H	Boise St.	77 54
												145	A	Fresno St.	73 58
												145	H	Fresno St.	72 74
												171	A	Nevada	55 75
												171	H	Nevada	77 75
												171	N	Nevada	73 77
												193	H	UC Irvine	73 54
												232	N	UC Riverside	88 95
												247	H	Grand Canyon	76 47
												251	H	Hofstra	68 52
												271	A	San Diego St.	75 64
												271	H	San Diego St.	73 67
												278	A	San Jose St.	80 53
												278	H	San Jose St.	79 60
												290	A	Air Force	67 59
												290	H	Air Force	69 57
												315	A	Utah St.	63 54
												315	H	Utah St.	68 58
LAST 12 Division I GAMES:															
				171	N	Nevada	73 77	290	A	Air Force	67 59				
				315	H	Utah St.	68 58	74	A	Wyoming	56 69				
				171	A	Nevada	55 75	171	H	Nevada	77 75				
				88	H	New Mexico	74 62	120	H	Boise St.	77 54				
				145	A	Fresno St.	73 58	278	A	San Jose St.	80 53				
				271	H	San Diego St.	73 67	271	A	San Diego St.	75 64				

Non-Div I Games:

UNLV

Average RPI Win: 297
Average RPI Loss: 176

DIV. I ONLY	8- 19	276	5- 5	262	282	303	303	23	23
DIV. I NON-CONF.	2- 10	300	0- 0	237	333	332	332	22	22
TOTALS	RPI 1-25	RPI 26-50	W-L RECORDS	RPI 51-100	RPI 101-999	RPI 201+			
8- 19	0- 0	0- 0	OVERALL	0- 6	8- 13	7- 9			
6- 7	0- 0	0- 0	HOME	0- 2	6- 5	5- 4			
2- 12	0- 0	0- 0	AWAY	0- 4	2- 8	2- 5			
0- 0	0- 0	0- 0	NEUTRAL	0- 0	0- 0	0- 0			
2- 10	0- 0	0- 0	NON-CONFERENCE	0- 2	2- 8	2- 5			
2- 4	0- 0	0- 0	HOME	0- 0	2- 4	2- 3			
0- 6	0- 0	0- 0	AWAY	0- 2	0- 4	0- 2			
0- 0	0- 0	0- 0	NEUTRAL	0- 0	0- 0	0- 0			
6- 9	0- 0	0- 0	CONFERENCE	0- 4	6- 5	5- 4			
4- 3	0- 0	0- 0	HOME	0- 2	4- 1	3- 1			
2- 6	0- 0	0- 0	AWAY	0- 2	2- 4	2- 3			
0- 0	0- 0	0- 0	NEUTRAL	0- 0	0- 0	0- 0			

RPI 1-25				RPI 26-50				RPI 51-100				RPI 101+ Team's RPI: 303					
RPI	S	Opponent	Score	RPI	S	Opponent	Score	RPI	S	Opponent	Score	RPI	S	Opponent	Score		
								52	A	FGCU	60	93	154	A	William & Mary	63	83
								52	H	FGCU	44	88	188	H	Furman	59	80
								58	A	Oklahoma St.	71	108	192	A	East Carolina	53	66
								67	A	Virginia Tech	56	87	200	A	Stetson	61	62
								97	A	Jacksonville	49	65	200	H	Stetson	69	64
								97	H	Jacksonville	45	71	226	H	UNC Asheville	70	76
													228	A	Gardner-Webb	39	60
													238	A	North Florida	61	79
													238	H	North Florida	61	65
													244	H	Omaha	66	69
													245	H	Presbyterian	69	83
													256	A	Campbell	49	69
													260	A	Lipscomb	78	97
													260	A	Lipscomb	53	95
													260	H	Lipscomb	80	64
													300	A	Kennesaw St.	70	64
													300	H	Kennesaw St.	65	61
													318	H	South Carolina St.	63	44
													320	H	N. C. Central	66	61
													339	A	NJIT	95	57
													339	H	NJIT	74	67
LAST 12 Division I GAMES:																	
				260	A	Lipscomb	53	95	260	H	Lipscomb	80	64				
				339	H	NJIT	74	67	300	A	Kennesaw St.	70	64				
				238	A	North Florida	61	79	260	A	Lipscomb	78	97				
				97	A	Jacksonville	49	65	300	H	Kennesaw St.	65	61				
				200	H	Stetson	69	64	97	H	Jacksonville	45	71				
				52	H	FGCU	44	88	238	H	North Florida	61	65				

USC Upstate

Average RPI Win:	236	WON-LOST	WINNING	LAST 10	STRENGTH OF	OPP. STRENGTH	TEAM	ADJ.	CONF.	ADJ CONF.
Average RPI Loss:	150	RECORD	PCT. RANK	GAMES	SCHEDULE	OF SCHEDULE	RPI	RPI	RPI	RPI
DIV. I ONLY	18- 11	101	8- 2	309	174	166	166	22	22	
DIV. I NON-CONF.	6- 5	153	0- 0	239	51	172	172	23	23	

TOTALS	RPI 1-25	RPI 26-50	W-L RECORDS	RPI 51-100	RPI 101-999	RPI 201+				
18- 11	0- 0	0- 0	OVERALL	0- 4	18- 7	11- 3				
13- 2	0- 0	0- 0	HOME	0- 1	13- 1	7- 0				
5- 9	0- 0	0- 0	AWAY	0- 3	5- 6	4- 3				
0- 0	0- 0	0- 0	NEUTRAL	0- 0	0- 0	0- 0				
6- 5	0- 0	0- 0	NON-CONFERENCE	0- 3	6- 2	3- 0				
5- 1	0- 0	0- 0	HOME	0- 1	5- 0	2- 0				
1- 4	0- 0	0- 0	AWAY	0- 2	1- 2	1- 0				
0- 0	0- 0	0- 0	NEUTRAL	0- 0	0- 0	0- 0				
12- 6	0- 0	0- 0	CONFERENCE	0- 1	12- 5	8- 3				
8- 1	0- 0	0- 0	HOME	0- 0	8- 1	5- 0				
4- 5	0- 0	0- 0	AWAY	0- 1	4- 4	3- 3				
0- 0	0- 0	0- 0	NEUTRAL	0- 0	0- 0	0- 0				

RPI 1-25				RPI 26-50				RPI 51-100				RPI 101+ Team's RPI: 166			
RPI	S	Opponent	Score	RPI	S	Opponent	Score	RPI	S	Opponent	Score	RPI	S	Opponent	Score
								68	A	Georgia Tech	52 80	110	A	Utah	41 71
								79	H	Houston	58 62	129	H	San Francisco	56 54
								90	A	Kansas St.	56 70	134	A	Texas St.	58 75
								95	A	Little Rock	57 59	134	H	Texas St.	61 59
												143	A	Arkansas	57 91
												145	H	Fresno St.	67 54
												168	H	South Ala.	63 76
												169	A	Louisiana	38 34
												169	H	Louisiana	63 61
												174	H	Oral Roberts	70 46
												178	H	Troy	76 57
												214	H	SMU	58 55
												219	A	Coastal Caro.	76 89
												219	H	Coastal Caro.	65 63
												221	A	Arkansas St.	80 85
												259	A	UTSA	69 68
												263	A	Appalachian St.	64 60
												263	H	Appalachian St.	49 48
												306	A	Georgia St.	81 76
												306	H	Georgia St.	62 57
												312	H	Incarnate Word	61 48
												327	A	Ga. Southern	68 73
												327	H	Ga. Southern	70 49
												338	A	La.-Monroe	80 53
												338	H	La.-Monroe	70 61
LAST 12 Division I GAMES:															
134	A	Texas St.	58 75	219	H	Coastal Caro.	65 63								
306	H	Georgia St.	62 57	263	H	Appalachian St.	49 48								
327	H	Ga. Southern	70 49	327	A	Ga. Southern	68 73								
169	A	Louisiana	38 34	306	A	Georgia St.	81 76								
338	A	La.-Monroe	80 53	338	H	La.-Monroe	70 61								
134	H	Texas St.	61 59	169	H	Louisiana	63 61								

Non-Div I Games:

UT Arlington

Average RPI Win:	262	WON-LOST	WINNING	LAST 10	STRENGTH OF	OPP. STRENGTH	TEAM	ADJ.	CONF.	ADJ CONF.
Average RPI Loss:	134	RECORD	PCT. RANK	GAMES	SCHEDULE	OF SCHEDULE	RPI	RPI	RPI	RPI
DIV. I ONLY	17- 14	147	8- 2	187	261	158	158	25	25	
DIV. I NON-CONF.	2- 8	290	0- 0	95	91	261	261	27	27	

TOTALS	RPI 1-25	RPI 26-50	W-L RECORDS	RPI 51-100	RPI 101-999	RPI 201+				
17- 14	0- 1	0- 0	OVERALL	0- 4	17- 9	13- 2				
9- 3	0- 0	0- 0	HOME	0- 1	9- 2	7- 0				
6- 8	0- 1	0- 0	AWAY	0- 1	6- 6	5- 2				
2- 3	0- 0	0- 0	NEUTRAL	0- 2	2- 1	1- 0				
2- 8	0- 1	0- 0	NON-CONFERENCE	0- 2	2- 5	1- 1				
2- 1	0- 0	0- 0	HOME	0- 0	2- 1	1- 0				
0- 5	0- 1	0- 0	AWAY	0- 1	0- 3	0- 1				
0- 2	0- 0	0- 0	NEUTRAL	0- 1	0- 1	0- 0				
15- 6	0- 0	0- 0	CONFERENCE	0- 2	15- 4	12- 1				
7- 2	0- 0	0- 0	HOME	0- 1	7- 1	6- 0				
6- 3	0- 0	0- 0	AWAY	0- 0	6- 3	5- 1				
2- 1	0- 0	0- 0	NEUTRAL	0- 1	2- 0	1- 0				

RPI 1-25				RPI 26-50				RPI 51-100				RPI 101+ Team's RPI: 158			
RPI	S	Opponent	Score	RPI	S	Opponent	Score	RPI	S	Opponent	Score	RPI	S	Opponent	Score
3	A	Louisville	56 91					57	H	Belmont	63 65	108	A	Chattanooga	82 87
								57	N	Belmont	56 63	148	N	Eastern Wash.	58 61
								62	A	Purdue	58 60	160	H	N.C. A&T	76 63
								80	N	Saint Mary's (CA)	58 69	162	A	Jacksonville St.	61 57
												163	A	SIUE	70 73
												163	H	SIUE	72 64
												163	N	SIUE	69 67
												173	A	Southern Ill.	72 84
												176	H	Northwestern	63 71
												190	A	Morehead St.	75 88
												190	H	Morehead St.	76 81
												221	A	Arkansas St.	73 84
												231	A	Southeast Mo. St.	69 68
												231	H	Southeast Mo. St.	72 65
												231	N	Southeast Mo. St.	63 60
												249	A	Austin Peay	62 69
												249	H	Austin Peay	100 66
												294	A	Murray St.	97 80
												294	H	Murray St.	85 67
												307	H	Western Caro.	62 54
												313	A	Tennessee Tech	67 51
												316	A	Eastern Ky.	72 54
												316	H	Eastern Ky.	77 49
												330	H	Tennessee St.	80 68
												345	A	Eastern Ill.	72 44
												345	H	Eastern Ill.	85 57

				LAST 12 Division I GAMES:											
				57	N	Belmont	56 63	163	H	SIUE	72 64				
				163	N	SIUE	69 67	231	H	Southeast Mo. St.	72 65				
				231	N	Southeast Mo. St.	63 60	316	A	Eastern Ky.	72 54				
				231	A	Southeast Mo. St.	69 68	294	H	Murray St.	85 67				
				190	A	Morehead St.	75 88	249	H	Austin Peay	100 66				
				345	H	Eastern Ill.	85 57	313	A	Tennessee Tech	67 51				

Non-Div I Games: Rhodes 90 49 Ala.-Huntsville 104 73

UT Martin

Loss, Non-Conf, S Site, H Home A Away N Neutral

Average RPI Win: 220
Average RPI Loss: 181

WON-LOST
RECORD

WINNING
PCT. RANK

LAST 10
GAMES

STRENGTH OF
SCHEDULE

OPP. STRENGTH
OF SCHEDULE

TEAM
RPI

ADJ.
RPI

CONF.
RPI

ADJ CONF.
RPI

DIV. I ONLY	17- 13	129	4- 6	215	242	170	170	18	18
DIV. I NON-CONF.	9- 4	82	0- 0	205	324	110	110	20	20
<hr/>									
TOTALS	RPI 1-25	RPI 26-50	W-L RECORDS	RPI 51-100	RPI 101-999	RPI 201+			
17- 13	0- 0	0- 0	OVERALL	1- 2	16- 11	12- 7			
9- 5	0- 0	0- 0	HOME	1- 2	8- 3	6- 1			
5- 8	0- 0	0- 0	AWAY	0- 0	5- 8	5- 6			
3- 0	0- 0	0- 0	NEUTRAL	0- 0	3- 0	1- 0			
9- 4	0- 0	0- 0	NON-CONFERENCE	0- 1	9- 3	6- 2			
5- 1	0- 0	0- 0	HOME	0- 1	5- 0	4- 0			
2- 3	0- 0	0- 0	AWAY	0- 0	2- 3	2- 2			
2- 0	0- 0	0- 0	NEUTRAL	0- 0	2- 0	0- 0			
8- 9	0- 0	0- 0	CONFERENCE	1- 1	7- 8	6- 5			
4- 4	0- 0	0- 0	HOME	1- 1	3- 3	2- 1			
3- 5	0- 0	0- 0	AWAY	0- 0	3- 5	3- 4			
1- 0	0- 0	0- 0	NEUTRAL	0- 0	1- 0	1- 0			

RPI	S	Opponent	Score	RPI	S	Opponent	Score	RPI	S	Opponent	Score	RPI	S	Opponent	Score	Team's RPI: 170
56	H	Western Ky.	80 75					102	A	Rice	42 56					
78	H	UAB	64 84					104	H	Middle Tenn.	45 54					
88	H	New Mexico	35 59					125	A	Tulane	56 67					
								126	H	Louisiana Tech	62 65					
								143	H	Arkansas	64 61					
								159	N	Samford	46 33					
								167	H	Charlotte	67 58					
								192	N	East Carolina	93 79					
								202	H	CSU Bakersfield	67 56					
								210	A	Southern Miss.	53 60					
								210	N	Southern Miss.	72 67					
								212	A	North Texas	50 48					
								215	A	New Mexico St.	68 76					
								220	H	Texas Southern	65 55					
								221	A	Arkansas St.	73 76					
								223	H	A&M-Corpus Christi	69 49					
								232	A	UC Riverside	73 62					
								241	A	Fla. Atlantic	66 72					
								241	H	Fla. Atlantic	75 70					
								259	A	UTSA	66 53					
								259	H	UTSA	55 58					
								280	A	Old Dominion	52 56					
								299	A	FIU	77 76					
								299	H	FIU	86 70					
								309	H	Houston Baptist	69 62					
								310	A	Marshall	64 66					
								319	A	Cal St. Fullerton	92 91					
<hr/>																
LAST 12 Division I GAMES:																
210	N	Southern Miss.	72 67	310	A	Marshall	64 66	126	H	Louisiana Tech	62 65					
56	H	Western Ky.	80 75	259	A	UTSA	66 53	78	H	UAB	64 84					
299	H	FIU	86 70	212	A	North Texas	50 48	102	A	Rice	42 56					
210	A	Southern Miss.	53 60													
259	H	UTSA	55 58													
280	A	Old Dominion	52 56													

Non-Div I Games:

UTEP

Loss, Non-Conf, S Site, H Home A Away N Neutral

Average RPI Win: 284
Average RPI Loss: 214

WON-LOST
RECORD

WINNING
PCT. RANK

LAST 10
GAMES

STRENGTH OF
SCHEDULE

OPP. STRENGTH
OF SCHEDULE

TEAM
RPI

ADJ.
RPI

CONF.
RPI

ADJ CONF.
RPI

DIV. I ONLY	11- 16	227	4- 6	341	328	308	308	31	31
DIV. I NON-CONF.	7- 5	132	0- 0	307	282	223	223	31	31
<hr/>									
TOTALS	RPI 1-25	RPI 26-50	W-L RECORDS	RPI 51-100	RPI 101-999	RPI 201+			
11- 16	0- 0	0- 1	OVERALL	0- 1	11- 14	11- 14			
9- 5	0- 0	0- 1	HOME	0- 0	9- 4	9- 4			
2- 10	0- 0	0- 0	AWAY	0- 1	2- 9	2- 9			
0- 1	0- 0	0- 0	NEUTRAL	0- 0	0- 1	0- 1			
7- 5	0- 0	0- 1	NON-CONFERENCE	0- 1	7- 3	7- 3			
6- 1	0- 0	0- 1	HOME	0- 0	6- 0	6- 0			
1- 4	0- 0	0- 0	AWAY	0- 1	1- 3	1- 3			
0- 0	0- 0	0- 0	NEUTRAL	0- 0	0- 0	0- 0			
4- 11	0- 0	0- 0	CONFERENCE	0- 0	4- 11	4- 11			
3- 4	0- 0	0- 0	HOME	0- 0	3- 4	3- 4			
1- 6	0- 0	0- 0	AWAY	0- 0	1- 6	1- 6			
0- 1	0- 0	0- 0	NEUTRAL	0- 0	0- 1	0- 1			

RPI 1-25	RPI 26-50	RPI 51-100	RPI 101+	Team's RPI: 308
RPI S Opponent Score	RPI S Opponent Score	RPI S Opponent Score	RPI S Opponent Score	RPI S Opponent Score
	49 H Southern California 64 71	58 A Oklahoma St. 38 80	202 A CSU Bakersfield 30 71	
			202 H CSU Bakersfield 64 67	
			202 N CSU Bakersfield 59 70	
			203 A Wisconsin 54 82	
			213 A Seattle U 56 64	
			213 H Seattle U 69 67	
			215 A New Mexico St. 56 72	
			215 H New Mexico St. 77 79	
			223 A A&M-Corpus Christi 41 71	
			223 H A&M-Corpus Christi 56 53	
			236 H Prairie View 78 62	
			247 A Grand Canyon 58 59	
			247 H Grand Canyon 59 65	
			252 A Texas Tech 64 80	
			259 H UTSA 70 58	
			275 H Massachusetts 67 59	
			283 A UMKC 59 79	
			283 H UMKC 52 54	
			285 H Canisius 63 46	
			286 A North Dakota St. 82 79	
			323 A Utah Valley 60 69	
			323 H Utah Valley 71 64	
			336 H Florida A&M 51 38	
			346 A Chicago St. 69 62	
			346 H Chicago St. 81 44	
LAST 12 Division I GAMES:				
	202 N CSU Bakersfield 59 70	202 A CSU Bakersfield 30 71		
	215 A New Mexico St. 56 72	247 A Grand Canyon 58 59		
	346 A Chicago St. 69 62	215 H New Mexico St. 77 79		
	283 A UMKC 59 79	346 H Chicago St. 81 44		
	323 H Utah Valley 71 64	213 A Seattle U 56 64		
	213 H Seattle U 69 67	323 A Utah Valley 60 69		

Non-Div I Games: Texas Lutheran 78 43 Concordia (TX) 67 49 Trinity (TX) 62 57

UTRGV

Loss, Non-Conf, S Site, H Home A Away N Neutral

UTSA				Through Games Of March 7, 2018							
Average RPI Win:		244	WON-LOST	WINNING	LAST 10	STRENGTH OF	OPP. STRENGTH	TEAM	ADJ.	CONF.	ADJ CONF.
Average RPI Loss:		160	RECORD	PCT. RANK	GAMES	SCHEDULE	OF SCHEDULE	RPI	RPI	RPI	RPI
DIV. I ONLY			8- 19	276	6- 4	158	224	259	259	18	18
DIV. I NON-CONF.			1- 9	318	0- 0	221	246	325	325	20	20
<hr/>											
TOTALS		RPI 1-25	RPI 26-50		W-L RECORDS		RPI 51-100		RPI 101-999		RPI 201+
8- 19		0- 1	0- 0		OVERALL		0- 3		8- 15		6- 5
4- 7		0- 0	0- 0		HOME		0- 1		4- 6		3- 1
2- 12		0- 1	0- 0		AWAY		0- 2		2- 9		1- 4
2- 0		0- 0	0- 0		NEUTRAL		0- 0		2- 0		2- 0
1- 9		0- 1	0- 0		NON-CONFERENCE		0- 1		1- 7		1- 2
0- 3		0- 0	0- 0		HOME		0- 0		0- 3		0- 0
0- 6		0- 1	0- 0		AWAY		0- 1		0- 4		0- 2
1- 0		0- 0	0- 0		NEUTRAL		0- 0		1- 0		1- 0
7- 10		0- 0	0- 0		CONFERENCE		0- 2		7- 8		5- 3
4- 4		0- 0	0- 0		HOME		0- 1		4- 3		3- 1
2- 6		0- 0	0- 0		AWAY		0- 1		2- 5		1- 2
1- 0		0- 0	0- 0		NEUTRAL		0- 0		1- 0		1- 0

RPI 1-25				RPI 26-50				RPI 51-100				RPI 101+ Team's RPI: 259			
RPI	S	Opponent	Score	RPI	S	Opponent	Score	RPI	S	Opponent	Score	RPI	S	Opponent	Score
12	A	Texas	70 120					53	A	Arizona St.	42 74	102	A	Rice	52 83
								56	A	Western Ky.	38 73	102	H	Rice	62 58
								78	H	UAB	66 74	104	H	Middle Tenn.	47 62
												126	A	Louisiana Tech	55 63
												134	A	Texas St.	38 91
												147	H	Northern Ill.	55 69
												164	A	San Diego	69 78
												166	H	UT Arlington	68 69
												167	A	Charlotte	75 88
												170	A	UTEP	58 55
												170	H	UTEP	53 66
												201	H	North Dakota	47 60
												210	A	Southern Miss.	60 83
												212	H	North Texas	70 58
												241	H	Fla. Atlantic	65 99
												241	N	Fla. Atlantic	83 71
												280	A	Old Dominion	63 69
												280	H	Old Dominion	64 56
												299	H	FIU	69 66
												308	A	UTRGV	58 70
												310	A	Marshall	72 59
												319	A	Cal St. Fullerton	46 55
												341	N	Mississippi Val.	68 55
LAST 12 Division I GAMES:															
241	N	Fla. Atlantic	83 71	310	A	Marshall	72 59								
78	H	UAB	66 74	170	H	UTEP	53 66								
102	H	Rice	62 58	212	H	North Texas	70 58								
170	A	UTEP	58 55	210	A	Southern Miss.	60 83								
299	H	FIU	69 66	241	H	Fla. Atlantic	65 99								
167	A	Charlotte	75 88	280	A	Old Dominion	63 69								

Non-Div I Games: Sul Ross St. 97 47 Tex. A&M-Commerce 60 69

UTSA

Average RPI Win:	179	WON-LOST	WINNING	LAST 10	STRENGTH OF	OPP. STRENGTH	TEAM	ADJ.	CONF.	ADJ CONF.
Average RPI Loss:	62	RECORD	PCT. RANK	GAMES	SCHEDULE	OF SCHEDULE	RPI	RPI	RPI	RPI
DIV. I ONLY	17- 13	129	3- 7	127	59	110	110	5	5	
DIV. I NON-CONF.	9- 2	33	0- 0	175	187	50	50	3	3	

TOTALS	RPI 1-25	RPI 26-50	W-L RECORDS	RPI 51-100	RPI 101-999	RPI 201+				
17- 13	0- 4	0- 4	OVERALL	3- 2	14- 3	5- 0				
10- 6	0- 2	0- 2	HOME	2- 1	8- 1	3- 0				
7- 6	0- 2	0- 2	AWAY	1- 1	6- 1	2- 0				
0- 1	0- 0	0- 0	NEUTRAL	0- 0	0- 1	0- 0				
9- 2	0- 0	0- 0	NON-CONFERENCE	2- 1	7- 1	3- 0				
7- 0	0- 0	0- 0	HOME	2- 0	5- 0	2- 0				
2- 2	0- 0	0- 0	AWAY	0- 1	2- 1	1- 0				
0- 0	0- 0	0- 0	NEUTRAL	0- 0	0- 0	0- 0				
8- 11	0- 4	0- 4	CONFERENCE	1- 1	7- 2	2- 0				
3- 6	0- 2	0- 2	HOME	0- 1	3- 1	1- 0				
5- 4	0- 2	0- 2	AWAY	1- 0	4- 0	1- 0				
0- 1	0- 0	0- 0	NEUTRAL	0- 0	0- 1	0- 0				

RPI 1-25				RPI 26-50				RPI 51-100				RPI 101+				Team's RPI: 110
RPI	S	Opponent	Score	RPI	S	Opponent	Score	RPI	S	Opponent	Score	RPI	S	Opponent	Score	
7	H	Oregon	68 84	41	H	Oregon St.	58 69	53	A	Arizona St.	58 56	111	A	Washington St.	81 79	
10	A	UCLA	71 78	42	A	Cal i forn i a	73 84	53	H	Arizona St.	81 83	111	H	Washington St.	54 50	
10	H	UCLA	74 81	49	A	Southern Cal i forn i a	52 53	62	H	Purdue	81 68	142	A	Col orado	78 74	
13	A	Stanford	49 70	49	H	Southern Cal i forn i a	47 58	80	H	Saint Mary's (CA)	74 63	142	H	Col orado	65 69	
								94	A	Al abama	60 65	142	N	Col orado	56 66	
												150	A	Weber St.	85 58	
												155	A	BYU	68 77	
												166	H	UT Ar l ington	71 41	
												171	H	Nevada	87 61	
												174	H	Oral Roberts	71 50	
												198	A	Washing ton	74 65	
												198	H	Washi ngton	81 46	
												239	H	Pepperdi ne	89 65	
												277	A	Ari zona	80 56	
												277	H	Ari zona	89 55	
												312	H	Incarnate Word	90 31	
												315	A	Utah St.	79 44	

LAST 12 Di v i s i o n I GAMES:																
142	N	Col orado	56 66	13	A	Stanford	49 70	142	A	Col orado	78 74	142	H	Col orado	65 69	
10	A	UCLA	71 78	142	A	Col orado	78 74	7	H	Oregon	68 84	41	H	Oregon St.	58 69	
49	A	Southern Cal i forn i a	52 53	142	H	Col orado	65 69	41	H	Oregon St.	58 69	277	A	Ari zona	80 56	
198	H	Washing ton	81 46	7	H	Oregon	68 84									
111	H	Washing ton St.	54 50													
42	A	Cal i forn i a	73 84													

Non-Di v I Games:

Utah

Average RPI Win: 218

Average RPI Loss: 167

WON-LOST
RECORDWINNING
PCT. RANKLAST 10
GAMESSTRENGTH OF
SCHEDULEOPP. STRENGTH
OF SCHEDULETEAM
RPIADJ.
RPICONF.
RPIADJ CONF.
RPIDIV. I ONLY
DIV. I NON-CONF.6- 23
1- 9316
3183- 7
0- 0231
254162
316315
331315
33116
1416
14

TOTALS

RPI 1-25

RPI 26-50

W-L RECORDS

RPI 51-100

RPI 101-999

RPI 201+

6- 23

0- 0

0- 1

OVERALL

0- 6

6- 16

3- 7

5- 7

0- 0

0- 0

HOME

0- 3

5- 4

3- 1

1- 13

0- 0

0- 0

AWAY

0- 3

1- 10

0- 4

0- 3

0- 0

0- 1

NEUTRAL

0- 0

0- 2

0- 2

1- 9

0- 0

0- 1

NON-CONFERENCE

0- 0

1- 8

0- 4

0- 3

0- 0

0- 0

HOME

0- 0

0- 3

0- 1

1- 4

0- 0

0- 0

AWAY

0- 0

1- 4

0- 2

0- 2

0- 0

0- 1

NEUTRAL

0- 0

0- 1

0- 1

5- 14

0- 0

0- 0

CONFERENCE

0- 6

5- 8

3- 3

5- 4

0- 0

0- 0

HOME

0- 3

5- 1

3- 0

0- 9

0- 0

0- 0

AWAY

0- 3

0- 6

0- 2

0- 1

0- 0

0- 0

NEUTRAL

0- 0

0- 1

0- 1

RPI 1-25

RPI 26-50

RPI 51-100

RPI 101+

Team's RPI: 315

RPI S Opponent Score

RPI S Opponent Score

RPI S Opponent Score

RPI S Opponent Score

41 N Oregon St. 55 94

74 A Wyoming 44 61

110 H Utah 44 79

74 H Wyoming 46 64

114 A Colorado St. 45 56

88 A New Mexico 47 80

120 A Boise St. 60 68

88 H New Mexico 50 74

120 H Boise St. 42 64

92 A UNLV 58 68

144 A Idaho St. 44 64

92 H UNLV 54 63

145 A Fresno St. 56 57

145 H Fresno St. 60 52

155 A BYU 76 69

171 A Nevada 78 85

171 H Nevada 79 57

180 H Denver 72 74

193 A UC Irvine 84 87

209 N Montana St. 52 64

271 H San Diego St. 62 58

277 H Arizona 49 65

278 A San Jose St. 66 79

278 H San Jose St. 86 78

290 A Air Force 50 57

290 H Air Force 57 55

290 N Air Force 54 68

323 A Utah Valley 43 61

329 A Southern Utah 67 70

LAST 12 Division I GAMES:

290 N Air Force 54 68 120 A Boise St. 60 68

92 A UNLV 58 68 74 H Wyoming 46 64

278 H San Jose St. 86 78 88 A New Mexico 47 80

290 H Air Force 57 55 145 H Fresno St. 60 52

171 A Nevada 78 85 290 A Air Force 50 57

88 H New Mexico 50 74 74 A Wyoming 44 61

U
t
a
h
s
t
.U
t
a
h
s
t
.

Non-Div I Games:

Dixie St.

92 72

Utah St.

Average RPI Win:	282	WON-LOST	WINNING	LAST 10	STRENGTH OF	OPP. STRENGTH	TEAM	ADJ.	CONF.	ADJ CONF.
Average RPI Loss:	216	RECORD	PCT. RANK	GAMES	SCHEDULE	OF SCHEDULE	RPI	RPI	RPI	RPI
DIV. I ONLY	9- 19	270	2- 8	331	330	323	323	31	31	
DIV. I NON-CONF.	4- 9	249	0- 0	302	281	320	320	31	31	

TOTALS	RPI 1-25	RPI 26-50	W-L RECORDS	RPI 51-100	RPI 101-999	RPI 201+				
9- 19	0- 0	0- 1	OVERALL	0- 0	9- 18	8- 13				
7- 6	0- 0	0- 0	HOME	0- 0	7- 6	6- 5				
2- 12	0- 0	0- 0	AWAY	0- 0	2- 1	2- 1				
0- 1	0- 0	0- 0	NEUTRAL	0- 0	0- 1	0- 1				
4- 9	0- 0	0- 1	NON-CONFERENCE	0- 0	4- 8	3- 3				
4- 2	0- 0	0- 0	HOME	0- 0	4- 2	3- 1				
0- 7	0- 0	0- 1	AWAY	0- 0	0- 6	0- 2				
0- 0	0- 0	0- 0	NEUTRAL	0- 0	0- 0	0- 0				
5- 10	0- 0	0- 0	CONFERENCE	0- 0	5- 10	5- 10				
3- 4	0- 0	0- 0	HOME	0- 0	3- 4	3- 4				
2- 5	0- 0	0- 0	AWAY	0- 0	2- 5	2- 5				
0- 1	0- 0	0- 0	NEUTRAL	0- 0	0- 1	0- 1				

RPI 1-25				RPI 26-50				RPI 51-100				RPI 101+ Team's RPI: 323			
RPI	S	Opponent	Score	RPI	S	Opponent	Score	RPI	S	Opponent	Score	RPI	S	Opponent	Score
				41	A	Oregon St.	41 98					139	H	Cal Poly	89 70
												144	H	Idaho St.	58 70
												148	A	Eastern Wash.	41 61
												150	A	Weber St.	57 75
												155	A	BYU	54 75
												180	A	Denver	53 72
												202	A	CSU Bakersfield	58 63
												202	H	CSU Bakersfield	60 64
												213	A	Seattle U	53 83
												213	H	Seattle U	75 77
												215	A	New Mexico St.	51 59
												215	H	New Mexico St.	72 82
												239	A	Pepperdine	44 71
												247	A	Grand Canyon	61 81
												247	H	Grand Canyon	84 64
												247 N		Grand Canyon	56 72
												283	A	UMKC	66 59
												283	H	UMKC	68 65
												290	H	Air Force	59 56
												308	A	UTRGV	64 71
												308	H	UTRGV	69 60
												315	H	Utah St.	61 43
												317	A	Portland	64 71
												319	H	Cal St. Fullerton	36 73
												329	H	Southern Utah	69 61
												346	A	Chicago St.	68 30
												346	H	Chicago St.	74 84

LAST 12 Division I GAMES:															
				247 N		Grand Canyon	56 72	283	H	UMKC	68 65				
				213	A	Seattle U	53 83	346	H	Chicago St.	74 84				
				247	H	Grand Canyon	84 64	213	H	Seattle U	75 77				
				202	H	CSU Bakersfield	60 64	247	A	Grand Canyon	61 81				
				308	A	UTRGV	64 71	215	H	New Mexico St.	72 82				
				215	A	New Mexico St.	51 59	308	H	UTRGV	69 60				

Non-Div I Games: Antelope Valley 78 54 Dixie St. 72 63

Utah Valley

Loss, Non-Conf, S Site, H Home A Away N Neutral

Average RPI Win:	250	WON-LOST	WINNING	LAST 10	STRENGTH OF	OPP. STRENGTH	TEAM	ADJ.	CONF.	ADJ CONF.
Average RPI Loss:	145	RECORD	PCT. RANK	GAMES	SCHEDULE	OF SCHEDULE	RPI	RPI	RPI	RPI
DIV. I ONLY	7- 22	299	3- 7	151	192	282	282	13	13	
DIV. I NON-CONF.	3- 9	280	0- 0	201	284	279	279	10	10	

TOTALS	RPI 1-25	RPI 26-50	W-L RECORDS	RPI 51-100	RPI 101-999	RPI 201+				
7- 22	0- 0	0- 3	OVERALL	0- 6	7- 13	5- 6				
5- 7	0- 0	0- 0	HOME	0- 4	5- 3	3- 1				
1- 13	0- 0	0- 0	AWAY	0- 0	1- 1	1- 0				
1- 2	0- 0	0- 1	NEUTRAL	0- 1	1- 0	1- 0				
3- 9	0- 0	0- 2	NON-CONFERENCE	0- 2	3- 5	3- 4				
2- 2	0- 0	0- 0	HOME	0- 1	2- 1	2- 1				
0- 5	0- 0	0- 1	AWAY	0- 0	0- 4	0- 3				
1- 2	0- 0	0- 1	NEUTRAL	0- 1	1- 0	1- 0				
4- 13	0- 0	0- 1	CONFERENCE	0- 4	4- 8	2- 2				
3- 5	0- 0	0- 0	HOME	0- 3	3- 2	1- 0				
1- 8	0- 0	0- 1	AWAY	0- 1	1- 6	1- 2				
0- 0	0- 0	0- 0	NEUTRAL	0- 0	0- 0	0- 0				

RPI 1-25				RPI 26-50				RPI 51-100				RPI 101+				Team's RPI: 282
RPI	S	Opponent	Score	RPI	S	Opponent	Score	RPI	S	Opponent	Score	RPI	S	Opponent	Score	
33	A	Dayton	64 74	61	N	Penn	52 82	109	H	George Mason	42 65					
40	A	Minnesota	63 108	72	A	Duquesne	71 80	121	H	Saint Louis	88 84					
47	N	Mercer	54 70	72	H	Duquesne	51 70	135	A	Saint Joseph's	63 72					
				76	H	George Washington	39 61	135	A	Saint Joseph's	41 79					
				83	H	Fordham	54 64	135	H	Saint Joseph's	56 54					
				98	H	Georgetown	59 71	137	A	Radford	62 79					
								185	A	Davison	63 69					
								195	A	Richmond	54 59					
								195	H	Richmond	68 77					
								216	H	Norfolk St.	52 66					
								218	A	UNCG	61 74					
								246	A	La Salle	57 62					
								255	A	UNCW	67 83					
								258	H	St. Bonaventure	77 75					
								275	A	Massachusetts	75 79					
								280	H	Old Dominion	68 39					
								301	N	Long Beach St.	69 59					
								306	A	Georgia St.	56 61					
								321	H	Coppin St.	62 47					
								334	A	Rhode Island	61 49					
LAST 12 Division I GAMES:																
135	A	Saint Joseph's	63 72	72	A	Duquesne	71 80									
185	A	Davison	63 69	33	A	Dayton	64 74									
121	H	Saint Louis	88 84	135	H	Saint Joseph's	56 54									
195	A	Richmond	54 59	195	H	Richmond	68 77									
109	H	George Mason	42 65	246	A	La Salle	57 62									
258	H	St. Bonaventure	77 75	275	A	Massachusetts	75 79									

Non-Div I Games:

VCU

Average RPI Win: 316

Average RPI Loss: 158

WON-LOST
RECORDWINNING
PCT. RANKLAST 10
GAMESSTRENGTH OF
SCHEDULEOPP. STRENGTH
OF SCHEDULETEAM
RPIADJ.
RPICONF.
RPIADJ CONF.
RPIDIV. I ONLY
DIV. I NON-CONF.10- 17
5- 4239
1462- 8
0- 0336
339252
279297
226297
22624
2124
21

TOTALS

RPI 1-25

RPI 26-50

W-L RECORDS

RPI 51-100

RPI 101-999

RPI 201+

10- 17

0- 0

0- 0

OVERALL

0- 7

10- 10

10- 6

6- 6

0- 0

0- 0

HOME

0- 2

6- 4

6- 2

4- 11

0- 0

0- 0

AWAY

0- 0

4- 0

4- 0

0- 0

0- 0

0- 0

NEUTRAL

0- 0

0- 0

0- 0

5- 4

0- 0

0- 0

NON-CONFERENCE

0- 3

5- 1

5- 1

3- 0

0- 0

0- 0

HOME

0- 0

3- 0

3- 0

2- 4

0- 0

0- 0

AWAY

0- 3

2- 1

2- 1

0- 0

0- 0

0- 0

NEUTRAL

0- 0

0- 0

0- 0

5- 13

0- 0

0- 0

CONFERENCE

0- 4

5- 9

5- 5

3- 6

0- 0

0- 0

HOME

0- 2

3- 4

3- 2

2- 7

0- 0

0- 0

AWAY

0- 2

2- 5

2- 3

0- 0

0- 0

0- 0

NEUTRAL

0- 0

0- 0

0- 0

RPI 1-25

RPI 26-50

RPI 51-100

RPI 101+

Team's RPI: 297

RPI S Opponent Score

RPI S Opponent Score

RPI S Opponent Score

RPI S Opponent Score

62 A Purdue 49 95
 70 A Drake 50 86
 70 H Drake 53 85
 75 A Miami (OH) 68 77
 87 A Liberty 40 61
 99 A Missouri St. 60 83
 99 H Missouri St. 60 66

136 A UNI 56 77
 136 H UNI 53 76
 173 A Southern Ill. 63 74
 173 H Southern Ill. 86 88
 207 A Bowling Green 77 90
 243 A Illinois St. 55 63
 243 H Illinois St. 56 50
 247 H Grand Canyon 80 75
 261 A Indiana St. 46 64
 261 H Indiana St. 54 67
 268 A Bradley 58 69
 268 H Bradley 69 88
 304 A Loyola Chicago 63 53
 304 H Loyola Chicago 76 60
 326 H Fort Wayne 68 50
 343 A Longwood 81 68
 345 A Eastern Ill. 76 67
 346 H Chicago St. 71 60
 349 A Evansville 67 54
 349 H Evansville 101 59

LAST 12 Division I GAMES:

70 H Drake 53 85
 136 H UNI 53 76
 349 A Evansville 67 54
 261 A Indiana St. 46 64
 99 H Missouri St. 60 66
 173 H Southern Ill. 86 88
 304 A Loyola Chicago 63 53
 243 A Illinois St. 55 63
 268 A Bradley 58 69
 261 H Indiana St. 54 67
 349 H Evansville 101 59
 173 A Southern Ill. 63 74

Non-Div I Games:

Ind. -Northwest

99 59

Ind. -Kokomo

81 47

Valparaiso

Average RPI Win:	136	WON-LOST	WINNING	LAST 10	STRENGTH OF	OPP. STRENGTH	TEAM	ADJ.	CONF.	ADJ CONF.
Average RPI Loss:	62	RECORD	PCT. RANK	GAMES	SCHEDULE	OF SCHEDULE	RPI	RPI	RPI	RPI
DIV. I ONLY	7- 24	311	2- 8	7	12	152	152	2	2	
DIV. I NON-CONF.	4- 10	267	0- 0	21	24	148	148	2	2	

TOTALS	RPI 1-25	RPI 26-50	W-L RECORDS	RPI 51-100	RPI 101-999	RPI 201+				
7- 24	0- 10	0- 5	OVERALL	2- 2	5- 7	1- 1				
4- 11	0- 6	0- 2	HOME	1- 1	3- 2	1- 0				
3- 10	0- 4	0- 2	AWAY	1- 1	2- 3	0- 0				
0- 3	0- 0	0- 1	NEUTRAL	0- 0	0- 2	0- 1				
4- 10	0- 3	0- 2	NON-CONFERENCE	1- 1	3- 4	1- 1				
2- 5	0- 1	0- 1	HOME	0- 1	2- 2	1- 0				
2- 3	0- 2	0- 0	AWAY	1- 0	1- 1	0- 0				
0- 2	0- 0	0- 1	NEUTRAL	0- 0	0- 1	0- 1				
3- 14	0- 7	0- 3	CONFERENCE	1- 1	2- 3	0- 0				
2- 6	0- 5	0- 1	HOME	1- 0	1- 0	0- 0				
1- 7	0- 2	0- 2	AWAY	0- 1	1- 2	0- 0				
0- 1	0- 0	0- 0	NEUTRAL	0- 0	0- 1	0- 0				

RPI	S	Opponent	Score	RPI	S	Opponent	Score	RPI	S	Opponent	Score	RPI	S	Opponent	Score	Team's RPI: 152
3	A	Louisville	57 79	26	A	Georgia	55 67	57	H	Belmont	74 111	101	A	Auburn	60 63	
5	H	Mississippi St.	50 95	26	H	Georgia	52 81	76	A	George Washington	69 59	104	H	Middle Tenn.	54 65	
9	A	Tennessee	73 86	28	A	LSU	65 85	86	H	Kentucky	70 55	106	H	Iowa St.	77 74	
9	H	Tennessee	64 74	35	N	Syracuse	78 84	94	A	Alabama	75 77	121	A	Saint Louis	74 69	
11	H	South Carolina	82 95	44	H	Ball St.	79 88					125	A	Tulane	59 71	
15	H	Texas A&M	67 91									143	H	Arkansas	78 73	
16	H	NC State	72 83									143	N	Arkansas	76 88	
23	A	Missouri	68 83									161	A	Ole Miss	75 72	
23	H	Missouri	70 81									177	A	Florida	71 88	
24	A	Central Mich.	75 92									191	H	Memphis	60 71	
												203	N	Wisconsin	71 73	
												260	H	Lipscomb	92 82	

LAST 12 Division I GAMES:																
143	N	Arkansas	76 88	26	A	Georgia	55 67	9	H	Tennessee	64 74	161	A	Ole Miss	75 72	
143	H	Arkansas	78 73	15	H	Texas A&M	67 91	94	A	Alabama	75 77	11	H	South Carolina	82 95	
23	A	Missouri	68 83	5	H	Mississippi St.	50 95									
177	A	Florida	71 88	101	A	Auburn	60 63									

Non-Div I Games:

Vanderbilt

Average RPI Win: 231	WON-LOST RECORD	WINNING PCT. RANK	LAST 10 GAMES	STRENGTH OF SCHEDULE	OPP. STRENGTH OF SCHEDULE	TEAM RPI	ADJ. RPI	CONF. RPI	ADJ CONF. RPI
Average RPI Loss: 165									
DIV. I ONLY	7- 22	299	2- 8	173	239	293	293	20	20
DIV. I NON-CONF.	2- 10	300	0- 0	245	171	330	330	24	24

TOTALS	RPI 1-25	RPI 26-50	W-L RECORDS	RPI 51-100	RPI 101-999	RPI 201+			
7- 22	0- 0	0- 1	OVERALL	1- 6	6- 15	4- 7			
5- 10	0- 0	0- 0	HOME	1- 3	4- 7	3- 3			
2- 11	0- 0	0- 0	AWAY	0- 0	2- 0	1- 0			
0- 1	0- 0	0- 0	NEUTRAL	0- 1	0- 0	0- 0			
2- 10	0- 0	0- 1	NON-CONFERENCE	0- 2	2- 7	2- 5			
2- 5	0- 0	0- 0	HOME	0- 2	2- 3	2- 2			
0- 5	0- 0	0- 1	AWAY	0- 0	0- 4	0- 3			
0- 0	0- 0	0- 0	NEUTRAL	0- 0	0- 0	0- 0			
5- 12	0- 0	0- 0	CONFERENCE	1- 4	4- 8	2- 2			
3- 5	0- 0	0- 0	HOME	1- 1	2- 4	1- 1			
2- 6	0- 0	0- 0	AWAY	0- 2	2- 4	1- 1			
0- 1	0- 0	0- 0	NEUTRAL	0- 1	0- 0	0- 0			

RPI S Opponent Score	RPI S Opponent Score	RPI S Opponent Score	RPI S Opponent Score
	50 A Miami (FL) 49 73	55 H American 62 64	119 A Dartmouth 56 66
		63 H James Madison 56 68	132 A Hartford 52 91
		73 A Maine 55 64	132 H Hartford 53 47
		73 H Maine 47 79	138 H Northeastern 66 71
		82 A Albany (NY) 55 67	157 A Binghamton 38 52
		82 H Albany (NY) 62 57	157 H Binghamton 48 62
		82 N Albany (NY) 42 60	175 A New Hampshire 58 53
			175 H New Hampshire 49 52
			187 A Stony Brook 57 80
			187 H Stony Brook 49 55
			211 H Columbia 66 73
			230 H Boston U. 41 57
			240 A Holy Cross 53 64
			250 A Rider 49 64
			269 H Howard 88 65
			288 H Central Conn. St. 62 48
			299 A FIU 70 80
			322 A UMBC 72 58
			322 H UMBC 51 52
			348 A UMass Lowell 60 65
			348 H UMass Lowell 63 55
LAST 12 Division I GAMES:			
82 N Albany (NY) 42 60	82 H Albany (NY) 62 57	175 A New Hampshire 58 53	322 H UMBC 51 52
187 H Stony Brook 49 55	175 A New Hampshire 58 53	322 H UMBC 51 52	157 H Binghamton 48 62
73 H Maine 47 79	322 H UMBC 51 52	157 H Binghamton 48 62	82 A Albany (NY) 55 67
132 A Hartford 52 91	157 H Binghamton 48 62	82 A Albany (NY) 55 67	132 H Hartford 53 47
157 A Binghamton 38 52	82 A Albany (NY) 55 67	132 H Hartford 53 47	
348 A UMass Lowell 60 65	132 H Hartford 53 47		

Non-Div I Games: Norwich 75 31

Vermont

Average RPI Win:	134	WON-LOST	WINNING	LAST 10	STRENGTH OF	OPP. STRENGTH	TEAM	ADJ.	CONF.	ADJ CONF.
Average RPI Loss:	60	RECORD	PCT. RANK	GAMES	SCHEDULE	OF SCHEDULE	RPI	RPI	RPI	RPI
DIV. I ONLY	22- 8	51	7- 3	51	70	29	29	6	6	
DIV. I NON-CONF.	10- 1	15	0- 0	26	117	9	9	6	6	

TOTALS	RPI 1-25	RPI 26-50	W-L RECORDS	RPI 51-100	RPI 101-999	RPI 201+				
22- 8	2- 3	2- 1	OVERALL	5- 3	13- 1	7- 0				
9- 3	2- 1	1- 0	HOME	2- 1	4- 1	2- 0				
10- 4	0- 2	1- 1	AWAY	1- 1	8- 0	4- 0				
3- 1	0- 0	0- 0	NEUTRAL	2- 1	1- 0	1- 0				
10- 1	1- 0	1- 0	NON-CONFERENCE	2- 1	6- 0	3- 0				
2- 1	1- 0	0- 0	HOME	0- 1	1- 0	0- 0				
5- 0	0- 0	1- 0	AWAY	0- 0	4- 0	2- 0				
3- 0	0- 0	0- 0	NEUTRAL	2- 0	1- 0	1- 0				
12- 7	1- 3	1- 1	CONFERENCE	3- 2	7- 1	4- 0				
7- 2	1- 1	1- 0	HOME	2- 0	3- 1	2- 0				
5- 4	0- 2	0- 1	AWAY	1- 1	4- 0	2- 0				
0- 1	0- 0	0- 0	NEUTRAL	0- 1	0- 0	0- 0				

RPI 1-25				RPI 26-50				Team's RPI: 29				RPI 51-100				RPI 101+			
RPI	S	Opponent	Score	RPI	S	Opponent	Score	RPI	S	Opponent	Score	RPI	S	Opponent	Score	RPI	S	Opponent	Score
18	H	Duke	64 55	30	A	Princeton	62 59	55	N	American	65 60	123	A	Seton Hall	67 59				
19	A	DePaul	66 71	48	A	Creighton	54 69	61	H	Penn	77 79	123	H	Seton Hall	59 53				
19	H	DePaul	84 58	48	H	Creighton	55 48	63	N	James Madison	60 57	130	A	Butler	69 67				
25	A	Marquette	69 90					71	A	St. John's (NY)	64 70	130	H	Butler	53 76				
25	H	Marquette	57 67					71	H	St. John's (NY)	69 52	132	A	Hartford	71 53				
								98	A	Georgetown	60 58	135	H	Saint Joseph's	79 44				
								98	H	Georgetown	68 67	184	A	Temple	69 65				
								98	N	Georgetown	58 63	206	N	Lehigh	62 42				
												217	A	Providence	63 55				
												217	H	Providence	70 43				
												227	A	Xavier	89 50				
												227	H	Xavier	75 57				
												246	A	La Salle	76 49				
												273	A	Fairfield	73 44				

LAST 12 Division I GAMES:																			
				98	N	Georgetown	58 63	71	H	St. John's (NY)	69 52								
				48	H	Creighton	55 48	98	H	Georgetown	68 67								
				217	H	Providence	70 43	130	A	Butler	69 67								
				19	A	DePaul	66 71	227	A	Xavier	89 50								
				25	A	Marquette	69 90	25	H	Marquette	57 67								
				123	H	Seton Hall	59 53	19	H	DePaul	84 58								

Non-Div I Games:

Villanova

Average RPI Win:	126	WON-LOST	WINNING	LAST 10	STRENGTH OF	OPP. STRENGTH	TEAM	ADJ.	CONF.	ADJ CONF.
Average RPI Loss:	21	RECORD	PCT. RANK	GAMES	SCHEDULE	OF SCHEDULE	RPI	RPI	RPI	RPI
DIV. I ONLY	18- 13	124	4- 6	4	4	31	31	1	1	
DIV. I NON-CONF.	7- 6	165	0- 0	15	30	74	74	1	1	

TOTALS	RPI 1-25	RPI 26-50	W-L RECORDS	RPI 51-100	RPI 101-999	RPI 201+				
18- 13	1- 8	1- 4	OVERALL	6- 1	10- 0	4- 0				
10- 6	0- 3	1- 2	HOME	2- 1	7- 0	3- 0				
5- 6	1- 4	0- 2	AWAY	2- 0	2- 0	1- 0				
3- 1	0- 1	0- 0	NEUTRAL	2- 0	1- 0	0- 0				
7- 6	0- 2	0- 3	NON-CONFERENCE	2- 1	5- 0	3- 0				
5- 3	0- 1	0- 1	HOME	1- 1	4- 0	3- 0				
0- 3	0- 1	0- 2	AWAY	0- 0	0- 0	0- 0				
2- 0	0- 0	0- 0	NEUTRAL	1- 0	1- 0	0- 0				
11- 7	1- 6	1- 1	CONFERENCE	4- 0	5- 0	1- 0				
5- 3	0- 2	1- 1	HOME	1- 0	3- 0	0- 0				
5- 3	1- 3	0- 0	AWAY	2- 0	2- 0	1- 0				
1- 1	0- 1	0- 0	NEUTRAL	1- 0	0- 0	0- 0				

RPI 1-25				RPI 26-50				RPI 51-100				RPI 101+			
RPI	S	Opponent	Score	RPI	S	Opponent	Score	RPI	S	Opponent	Score	RPI	S	Opponent	Score
2	H	Notre Dame	69 83	26	H	Georgia	61 64	51	H	Harvard	50 48	105	A	Wake Forest	48 41
2	N	Notre Dame	47 83	33	A	Dayton	46 61	54	N	Indiana	82 72	112	N	Ohio	77 59
3	A	Louisville	39 51	35	H	Syracuse	68 63	67	A	Virginia Tech	64 62	116	H	North Carolina	82 70
3	H	Louisville	41 77	39	A	Rutgers	43 52	67	H	Virginia Tech	61 52	165	H	Clemson	70 41
5	A	Mississippi St.	53 68	50	H	Miami (FL)	62 77	68	A	Georgia Tech	62 56	179	H	Hampton	66 62
8	A	Florida St.	62 77					68	N	Georgia Tech	60 58	182	H	Pittsburgh	62 50
16	A	NC State	73 63					72	H	Duquesne	63 74	208	A	Boston College	68 57
17	H	Maryland	59 60									218	H	UNCG	68 50
18	A	Duke	48 55									264	H	Manhattan	69 47
												288	H	Central Conn. St.	103 59

Team's RPI: 31															
LAST 12 Division I GAMES:															
		2 N Notre Dame	47 83			67 A Virginia Tech	64 62								
		68 N Georgia Tech	60 58			8 A Florida St.	62 77								
		105 A Wake Forest	48 41			3 H Louisville	41 77								
		3 A Louisville	39 51			68 A Georgia Tech	62 56								
		50 H Miami (FL)	62 77			116 H North Carolina	82 70								
		2 H Notre Dame	69 83			67 H Virginia Tech	61 52								

Non-Div I Games:

Virginia

Average RPI Win:	159	WON-LOST	WINNING	LAST 10	STRENGTH OF	OPP. STRENGTH	TEAM	ADJ.	CONF.	ADJ CONF.
Average RPI Loss:	39	RECORD	PCT. RANK	GAMES	SCHEDULE	OF SCHEDULE	RPI	RPI	RPI	RPI
DIV. I ONLY	18- 13	124	4- 6	35	32	67	67	1	1	
DIV. I NON-CONF.	11- 2	22	0- 0	169	147	57	57	1	1	

TOTALS	RPI 1-25	RPI 26-50	W-L RECORDS	RPI 51-100	RPI 101-999	RPI 201+				
18- 13	0- 6	4- 4	OVERALL	1- 1	13- 2	6- 0				
11- 4	0- 2	1- 2	HOME	1- 0	9- 0	4- 0				
5- 6	0- 3	1- 2	AWAY	0- 0	4- 1	2- 0				
2- 3	0- 1	2- 0	NEUTRAL	0- 1	0- 1	0- 0				
11- 2	0- 0	2- 0	NON-CONFERENCE	0- 1	9- 1	5- 0				
7- 0	0- 0	1- 0	HOME	0- 0	6- 0	3- 0				
3- 0	0- 0	0- 0	AWAY	0- 0	3- 0	2- 0				
1- 2	0- 0	1- 0	NEUTRAL	0- 1	0- 1	0- 0				
7- 11	0- 6	2- 4	CONFERENCE	1- 0	4- 1	1- 0				
4- 4	0- 2	0- 2	HOME	1- 0	3- 0	1- 0				
2- 6	0- 3	1- 2	AWAY	0- 0	1- 1	0- 0				
1- 1	0- 1	1- 0	NEUTRAL	0- 0	0- 0	0- 0				

RPI 1-25				RPI 26-50				RPI 51-100 Team's RPI: 67				RPI 101+			
RPI	S	Opponent	Score	RPI	S	Opponent	Score	RPI	S	Opponent	Score	RPI	S	Opponent	Score
2	A	Notre Dame	59 89	31	A	Virginia	52 61	64	N	West Virginia	61 79	101	H	Auburn	72 63
3	A	Louisville	56 67	31	H	Virginia	62 64	68	H	Georgia Tech	68 62	105	A	Wake Forest	56 73
3	N	Louisville	70 73	35	A	Syracuse	73 64					108	A	Chattanooga	64 44
8	A	Florida St.	62 107	35	N	Syracuse	85 70					116	A	North Carolina	90 74
16	H	NC State	51 68	43	N	Drexel	79 67					130	N	Butler	77 79
18	H	Duke	75 86	46	H	UCF	86 69					137	H	Radford	68 42
				50	A	Miami (FL)	46 76					165	H	Clemson	53 45
				50	H	Miami (FL)	78 82					182	H	Pittsburgh	89 66

LAST 12 Division I GAMES:															
		3 N Louisville	70 73			31 H Virginia	62 64								
		35 N Syracuse	85 70			116 A North Carolina	90 74								
		50 A Miami (FL)	46 76			35 A Syracuse	73 64								
		2 A Notre Dame	59 89			50 H Miami (FL)	78 82								
		165 H Clemson	53 45			68 H Georgia Tech	68 62								
		105 A Wake Forest	56 73			31 A Virginia	52 61								









































































Non-Div I Games:

Virginia Tech

Average RPI Win: 294	WON-LOST RECORD	WINNING PCT. RANK	LAST 10 GAMES	STRENGTH OF SCHEDULE	OPP. STRENGTH OF SCHEDULE	TEAM RPI	ADJ. RPI	CONF. RPI	ADJ CONF. RPI
Average RPI Loss: 198									
DIV. I ONLY	5- 23	327	3- 7	234	314	328	328	29	29
DIV. I NON-CONF.	1- 9	318	0- 0	140	213	304	304	29	29

TOTALS	RPI 1-25	RPI 26-50	W-L RECORDS	RPI 51-100	RPI 101-999	RPI 201+			
5- 23	0- 0	0- 1	OVERALL	0- 3	5- 19	5- 12			
4- 8	0- 0	0- 1	HOME	0- 0	4- 7	4- 4			
1- 15	0- 0	0- 0	AWAY	0- 3	1- 12	1- 8			
0- 0	0- 0	0- 0	NEUTRAL	0- 0	0- 0	0- 0			
1- 9	0- 0	0- 1	NON-CONFERENCE	0- 3	1- 5	1- 2			
1- 2	0- 0	0- 1	HOME	0- 0	1- 1	1- 0			
0- 7	0- 0	0- 0	AWAY	0- 3	0- 4	0- 2			
0- 0	0- 0	0- 0	NEUTRAL	0- 0	0- 0	0- 0			
4- 14	0- 0	0- 0	CONFERENCE	0- 0	4- 14	4- 10			
3- 6	0- 0	0- 0	HOME	0- 0	3- 6	3- 4			
1- 8	0- 0	0- 0	AWAY	0- 0	1- 8	1- 6			
0- 0	0- 0	0- 0	NEUTRAL	0- 0	0- 0	0- 0			

W
a
g
n
e
rW
a
g
n
e
r

RPI 1-25	RPI 26-50	RPI 51-100	RPI 101+ Team's RPI: 328
RPI S Opponent Score	RPI S Opponent Score	RPI S Opponent Score	RPI S Opponent Score
	30  Princeton 37  58	63  James Madison 45  68	113  Saint Francis (PA) 55  86
		67  Virginia Tech 32  99	113  Saint Francis (PA) 76  79
		82  Albany (NY) 44  89	133  Robert Morris 46  49
			133  Robert Morris 52  58
			175  New Hampshire 53  65
			184  Temple 36  70
			187  Stony Brook 50  69
			234  Lafayette 52  70
			248  Sacred Heart 49  61
			248  Sacred Heart 55  72
			265  LIU Brooklyn 69  74
			265  LIU Brooklyn 52 44
			274  St. Francis Brooklyn 76  80
			274  St. Francis Brooklyn 50 47
			279  Towson 42  64
			281  Fairleigh Dickinson 61  62
			281  Fairleigh Dickinson 64  74
			288  Central Conn. St. 56  59
			288  Central Conn. St. 64  66
			292  Mt. St. Mary's 56  79
			292  Mt. St. Mary's 69 68
			295  Bryant 75 66
			295  Bryant 60  70
			343  Longwood 60 43
LAST 12 Division I GAMES:			
113  Saint Francis (PA) 55  86	248  Sacred Heart 49  61		
133  Robert Morris 46  49	265  LIU Brooklyn 52 44		
292  Mt. St. Mary's 69 68	274  St. Francis Brooklyn 50 47		
295  Bryant 60  70	292  Mt. St. Mary's 56  79		
288  Central Conn. St. 64  66	113  Saint Francis (PA) 76  79		
281  Fairleigh Dickinson 61  62	133  Robert Morris 52  58		

Non-Div I Games: Staten Island 63 58

Wagner

Average RPI	Win:	179	WON-LOST	WINNING	LAST 10	STRENGTH OF	OPP. STRENGTH	TEAM	ADJ.	CONF.	ADJ CONF.
Average RPI	Loss:	55	RECORD	PCT. RANK	GAMES	SCHEDULE	OF SCHEDULE	RPI	RPI	RPI	RPI
DIV. I ONLY		14- 17	208	4- 6	54	25	105	105	1	1	
DIV. I NON-CONF.		8- 5	111	0- 0	211	115	128	128	1	1	

TOTALS	RPI 1-25		RPI 26-50		W-L RECORDS		RPI 51-100		RPI 101-999		RPI 201+
14- 17	0- 7		2- 5		OVERALL		1- 2		11- 3		6- 1
6- 8	0- 4		1- 2		HOME		1- 0		4- 2		3- 0
7- 6	0- 3		1- 1		AWAY		0- 2		6- 0		3- 0
1- 3	0- 0		0- 2		NEUTRAL		0- 0		1- 1		0- 1
8- 5	0- 0		1- 2		NON-CONFERENCE		0- 1		7- 2		5- 1
5- 1	0- 0		1- 0		HOME		0- 0		4- 1		3- 0
3- 2	0- 0		0- 1		AWAY		0- 1		3- 0		2- 0
0- 2	0- 0		0- 1		NEUTRAL		0- 0		0- 1		0- 1
6- 12	0- 7		1- 3		CONFERENCE		1- 1		4- 1		1- 0
1- 7	0- 4		0- 2		HOME		1- 0		0- 1		0- 0
4- 4	0- 3		1- 0		AWAY		0- 1		3- 0		1- 0
1- 1	0- 0		0- 1		NEUTRAL		0- 0		1- 0		0- 0

RPI 1-25				RPI 26-50				RPI 51-100				RPI 101+ Team's RPI: 105			
RPI	S	Opponent	Score	RPI	S	Opponent	Score	RPI	S	Opponent	Score	RPI	S	Opponent	Score
2	H	Notre Dame	73 96	31	H	Virginia	41 48	67	H	Virginia Tech	73 56	116	H	North Carolina	76 79
3	A	Louisville	52 89	35	H	Syracuse	61 71	68	A	Georgia Tech	67 79	123	H	Seton Hall	57 67
8	H	Florida St.	79 81	39	A	Rutgers	51 65	93	A	Penn St.	58 68	165	A	Clemson	61 55
16	A	NC State	61 74	40	N	Minnesota	81 93					167	H	Charlotte	71 69
16	H	NC State	68 82	45	H	Elon	53 51					182	A	Pittsburgh	58 49
18	A	Duke	51 59	50	A	Miami (FL)	61 50					182	N	Pittsburgh	72 38
18	H	Duke	67 80	50	N	Miami (FL)	60 68					195	A	Richmond	85 81
LAST 12 Division I GAMES:															
		50 N Miami (FL)	60 68			35 H Syracuse	61 71								
		182 N Pittsburgh	72 38			18 A Duke	51 59								
		31 H Virginia	41 48			208 A Boston College	67 59								
		165 A Clemson	61 55			3 A Louisville	52 89								
		16 A NC State	61 74			16 H NC State	68 82								
		67 H Virginia Tech	73 56			68 A Georgia Tech	67 79								

Non-Div I Games:

Wake Forest

Average RPI		Win: 177	WON-LOST RECORD	WINNING PCT. RANK	LAST 10 GAMES	STRENGTH OF SCHEDULE	OPP. STRENGTH OF SCHEDULE	TEAM RPI	ADJ. RPI	CONF. RPI	ADJ. CONF. RPI
Loss: 72			7- 23	304	0- 10	26	56	198	198	5	5
DIV. I ONLY											
DIV. I NON-CONF.			6- 5	153	0- 0	37	104	89	89	3	3
TOTALS		RPI 1-25		RPI 26-50		W-L RECORDS	RPI 51-100	RPI 101-999		RPI 201+	
7- 23	0- 7			1- 6		OVERALL	0- 1	6- 9		3- 1	
5- 9	0- 3			0- 3		HOME	0- 0	5- 3		3- 0	
1- 11	0- 3			0- 2		AWAY	0- 1	1- 5		0- 1	
1- 3	0- 1			1- 1		NEUTRAL	0- 0	0- 1		0- 0	
6- 5	0- 2			1- 0		NON-CONFERENCE	0- 0	5- 3		3- 0	
4- 1	0- 0			0- 0		HOME	0- 0	4- 1		3- 0	
1- 2	0- 1			0- 0		AWAY	0- 0	1- 1		0- 0	
1- 2	0- 1			1- 0		NEUTRAL	0- 0	0- 1		0- 0	
1- 18	0- 5			0- 6		CONFERENCE	0- 1	1- 6		0- 1	
1- 8	0- 3			0- 3		HOME	0- 0	1- 2		0- 0	
0- 9	0- 2			0- 2		AWAY	0- 1	0- 4		0- 1	
0- 1	0- 0			0- 1		NEUTRAL	0- 0	0- 0		0- 0	

RPI 1-25					
RPI	S	Opponent	Score		
6	A	Ohio St.	76	85	
7	A	Oregon	83	94	
7	H	Oregon	63	76	
10	H	UCLA	69	86	
12	N	Texas	68	92	
13	A	Stanford	45	71	
13	H	Stanford	79	86	

RPI 26-50					
RPI	S	Opponent	Score		
41	A	Oregon St.	63	75	
41	H	Oregon St.	57	95	
42	A	Cal i forn i a	60	69	
42	H	Cal i forn i a	67	83	
42	N	Cal i forn i a	68	71	
48	N	Creighton	67	64	
49	H	Southern Cal i forn i a	61	72	

RPI 51-100					
RPI	S	Opponent	Score		
53	A	Ari zona St.	41	61	

Team's RPI : 198					
RPI	S	Opponent	Score		
110	A	Utah	46	81	
110	H	Utah	65	74	
111	A	Washi ngton St.	75	78	
111	H	Washi ngton St.	56	49	
116	N	North Carol i na	78	90	
120	A	Boise St.	62	85	
142	A	Col orado	56	76	
142	H	Col orado	61	66	
144	H	Idaho St.	59	79	
146	A	Idaho	81	69	
155	H	BYU	80	72	
213	H	Seattle U	84	76	
247	H	Grand Canyon	79	65	
277	A	Ari zona	70	72	
317	H	Portl and	93	67	

LAST 12 Division I GAMES:					
42	N	Cal i forn i a	68	71	
42	H	Cal i forn i a	67	83	
13	H	Stanford	79	86	
110	A	Utah	46	81	
142	A	Col orado	56	76	
41	H	Oregon St.	57	95	
7	H	Oregon	63	76	
277	A	Ari zona	70	72	
53	A	Ari zona St.	41	61	
49	H	Southern Cal i forn i a	61	72	
10	H	UCLA	69	86	
111	H	Washi ngton St.	56	49	

Non-Div I Games:

Washington

Loss, Non-Conf, S Site, H Home A Away N Neutral

Average RPI Win:	134	WON-LOST	WINNING	LAST 10	STRENGTH OF	OPP. STRENGTH	TEAM	ADJ.	CONF.	ADJ CONF.
Average RPI Loss:	60	RECORD	PCT. RANK	GAMES	SCHEDULE	OF SCHEDULE	RPI	RPI	RPI	RPI
DIV. I ONLY	10- 20	257	1- 9	13	55	111	111	5	5	
DIV. I NON-CONF.	7- 5	132	0- 0	6	49	29	29	3	3	

TOTALS	RPI 1-25	RPI 26-50	W-L RECORDS	RPI 51-100	RPI 101-999	RPI 201+				
10- 20	0- 5	1- 7	OVERALL	1- 4	8- 4	1- 0				
4- 8	0- 2	0- 4	HOME	0- 1	4- 1	0- 0				
4- 10	0- 2	0- 2	AWAY	1- 3	3- 3	1- 0				
2- 2	0- 1	1- 1	NEUTRAL	0- 0	1- 0	0- 0				
7- 5	0- 1	1- 1	NON-CONFERENCE	1- 3	5- 0	0- 0				
2- 2	0- 0	0- 1	HOME	0- 1	2- 0	0- 0				
3- 2	0- 0	0- 0	AWAY	1- 2	2- 0	0- 0				
2- 1	0- 1	1- 0	NEUTRAL	0- 0	1- 0	0- 0				
3- 15	0- 4	0- 6	CONFERENCE	0- 1	3- 4	1- 0				
2- 6	0- 2	0- 3	HOME	0- 0	2- 1	0- 0				
1- 8	0- 2	0- 2	AWAY	0- 1	1- 3	1- 0				
0- 1	0- 0	0- 1	NEUTRAL	0- 0	0- 0	0- 0				

RPI 1-25				RPI 26-50				RPI 51-100				RPI 101+				Team's RPI: 111
RPI	S	Opponent	Score	RPI	S	Opponent	Score	RPI	S	Opponent	Score	RPI	S	Opponent	Score	
7	A	Oregon	56 89	32	H	Gonzaga	56 64	53	A	Arizona St.	51 77	107	N	ETSU	80 76	
7	H	Oregon	79 90	39	N	Rutgers	63 60	60	A	Nebraska	73 61	110	A	Utah	50 54	
10	H	UCLA	71 79	41	A	Oregon St.	53 71	65	A	UC Davis	76 91	110	H	Utah	79 81	
13	A	Stanford	57 70	41	H	Oregon St.	61 63	80	A	Saint Mary's (CA)	75 81	120	A	Boise St.	61 53	
14	N	South Fla.	45 82	42	A	Cal i forni a	60 66	86	H	Kentucky	68 73	121	H	Saint Loui s	85 63	
				42	H	Cal i forni a	54 67					129	A	San Franci sco	74 70	
				49	H	Southern Cal i forni a	72 73					142	A	Col orado	69 72	
				49	N	Southern Cal i forni a	44 47					142	H	Col orado	89 75	
												144	H	Idaho St.	72 55	
												198	A	Washi ngton	49 56	
												198	H	Washi ngton	78 75	
												277	A	Ari zona	78 60	

LAST 12 Division I GAMES:																
				49	N	Southern Cal i forni a	44 47	53	A	Ari zona St.	51 77					
				42	H	Cal i forni a	54 67	277	A	Ari zona	78 60					
				142	A	Col orado	69 72	10	H	UCLA	71 79					
				110	A	Utah	50 54	49	H	Southern Cal i forni a	72 73					
				7	H	Oregon	79 90	198	A	Washi ngton	49 56					
				41	H	Oregon St.	61 63	198	H	Washi ngton	78 75					

Non-Div I Games:

Washington St.

Average RPI Win:	239	WON-LOST	WINNING	LAST 10	STRENGTH OF	OPP. STRENGTH	TEAM	ADJ.	CONF.	ADJ CONF.
Average RPI Loss:	133	RECORD	PCT. RANK	GAMES	SCHEDULE	OF SCHEDULE	RPI	RPI	RPI	RPI
DIV. I ONLY	18- 10	92	5- 5	291	177	150	150	19	19	
DIV. I NON-CONF.	6- 3	87	0- 0	308	161	171	171	13	13	

TOTALS	RPI 1-25	RPI 26-50	W-L RECORDS	RPI 51-100	RPI 101-999	RPI 201+				
18- 10	0- 1	1- 1	OVERALL	0- 0	17- 8	13- 1				
12- 2	0- 0	1- 0	HOME	0- 0	11- 2	9- 0				
6- 7	0- 1	0- 1	AWAY	0- 0	6- 5	4- 1				
0- 1	0- 0	0- 0	NEUTRAL	0- 0	0- 1	0- 0				
6- 3	0- 1	0- 0	NON-CONFERENCE	0- 0	6- 2	6- 0				
4- 1	0- 0	0- 0	HOME	0- 0	4- 1	4- 0				
2- 2	0- 1	0- 0	AWAY	0- 0	2- 1	2- 0				
0- 0	0- 0	0- 0	NEUTRAL	0- 0	0- 0	0- 0				
12- 7	0- 0	1- 1	CONFERENCE	0- 0	11- 6	7- 1				
8- 1	0- 0	1- 0	HOME	0- 0	7- 1	5- 0				
4- 5	0- 0	0- 1	AWAY	0- 0	4- 4	2- 1				
0- 1	0- 0	0- 0	NEUTRAL	0- 0	0- 1	0- 0				

RPI 1-25				RPI 26-50				RPI 51-100				RPI 101+ Team's RPI: 150			
RPI	S	Opponent	Score	RPI	S	Opponent	Score	RPI	S	Opponent	Score	RPI	S	Opponent	Score
7	A	Oregon	87 114	37	A	Northern Colo.	69 71					110	H	Utah	58 85
				37	H	Northern Colo.	82 73					118	A	Portland St.	64 77
												118	H	Portland St.	60 62
												144	A	Idaho St.	76 70
												144	H	Idaho St.	84 73
												144	N	Idaho St.	109 113
												145	A	Fresno St.	78 81
												146	A	Idaho	105 88
												148	A	Eastern Wash.	68 77
												201	A	North Dakota	67 80
												201	H	North Dakota	80 69
												205	A	CSUN	64 61
												209	H	Montana St.	85 69
												235	H	Montana	89 73
												239	H	Pepperdine	71 61
												272	A	Sacramento St.	78 56
												272	H	Sacramento St.	86 73
												290	H	Air Force	62 52
												305	A	Northern Ariz.	75 76
												305	H	Northern Ariz.	77 63
												312	H	Incarnate Word	79 55
												317	A	Portland	91 70
												323	H	Utah Valley	75 57
												329	A	Southern Utah	77 64
												329	H	Southern Utah	65 50
LAST 12 Division I GAMES:															
				144	N	Idaho St.	109 113	118	H	Portland St.	60 62				
				209	H	Montana St.	85 69	37	A	Northern Colo.	69 71				
				235	H	Montana	89 73	201	A	North Dakota	67 80				
				146	A	Idaho	105 88	305	H	Northern Ariz.	77 63				
				148	A	Eastern Wash.	68 77	329	H	Southern Utah	65 50				
				272	H	Sacramento St.	86 73	144	H	Idaho St.	84 73				

Non-Div I Games: Westminster (UT) 64 58 Antelope Valley 80 70

Weber St.

Average RPI Win:	164	WON-LOST	WINNING	LAST 10	STRENGTH OF	OPP. STRENGTH	TEAM	ADJ.	CONF.	ADJ CONF.
Average RPI Loss:	35	RECORD	PCT. RANK	GAMES	SCHEDULE	OF SCHEDULE	RPI	RPI	RPI	RPI
DIV. I ONLY	21- 11	86	4- 6	57	54	64	64	4	4	
DIV. I NON-CONF.	12- 0	1	0- 0	171	173	19	19	5	5	

TOTALS	RPI 1-25	RPI 26-50	W-L RECORDS	RPI 51-100	RPI 101-999	RPI 201+				
21- 11	1- 5	1- 2	OVERALL	4- 4	15- 0	7- 0				
10- 6	0- 2	0- 1	HOME	0- 3	10- 0	6- 0				
6- 4	1- 2	0- 1	AWAY	2- 1	3- 0	1- 0				
5- 1	0- 1	1- 0	NEUTRAL	2- 0	2- 0	0- 0				
12- 0	1- 0	1- 0	NON-CONFERENCE	1- 0	9- 0	5- 0				
7- 0	0- 0	0- 0	HOME	0- 0	7- 0	5- 0				
1- 0	1- 0	0- 0	AWAY	0- 0	0- 0	0- 0				
4- 0	0- 0	1- 0	NEUTRAL	1- 0	2- 0	0- 0				
9- 11	0- 5	0- 2	CONFERENCE	3- 4	6- 0	2- 0				
3- 6	0- 2	0- 1	HOME	0- 3	3- 0	1- 0				
5- 4	0- 2	0- 1	AWAY	2- 1	3- 0	1- 0				
1- 1	0- 1	0- 0	NEUTRAL	1- 0	0- 0	0- 0				

RPI 1-25				RPI 26-50				RPI 51-100				Team's RPI: 64				RPI 101+			
RPI	S	Opponent	Score	RPI	S	Opponent	Score	RPI	S	Opponent	Score	RPI	S	Opponent	Score	RPI	S	Opponent	Score
4	A	Bayl or	54 80	34	A	Okl ahoma	57 76	58	A	Okl ahoma St.	73 79	106	A	Iowa St.	69 59				
4	H	Bayl or	72 83	34	H	Okl ahoma	77 79	58	H	Okl ahoma St.	69 79	106	H	Iowa St.	57 49				
12	A	Texas	58 79	43	N	Drexel	75 42	58	N	Okl ahoma St.	69 60	130	N	Butler	75 68				
12	H	Texas	55 73					67	N	Vi rgi ni a Tech	79 61	137	N	Radford	75 55				
12	N	Texas	55 68					69	A	TCU	87 82	182	H	Pi ttsburgh	73 52				
15	A	Texas A&M	70 56					69	H	TCU	74 76	183	A	Kansas	74 54				
								90	A	Kansas St.	75 66	183	H	Kansas	76 46				
								90	H	Kansas St.	52 60	190	H	Morehead St.	66 56				
												238	H	North Florida	87 59				
												252	A	Texas Tech	74 60				
												252	H	Texas Tech	82 52				
												270	H	Morgan St.	84 41				
												272	H	Sacramento St.	101 47				
												288	H	Central Conn. St.	102 52				
												321	H	Coppi n St.	101 43				

LAST 12 Di vi si on I GAMES:																			
12	N	Texas	55 68	183	H	Kansas	76 46												
58	N	Okl ahoma St.	69 60	252	A	Texas Tech	74 60												
4	A	Bayl or	54 80	12	H	Texas	55 73												
58	H	Okl ahoma St.	69 79	34	A	Okl ahoma	57 76												
90	A	Kansas St.	75 66	4	H	Bayl or	72 83												
34	H	Okl ahoma	77 79	252	H	Texas Tech	82 52												

Non-Div I Games:

West Virginia

Average RPI Win:	222	WON-LOST	WINNING	LAST 10	STRENGTH OF	OPP. STRENGTH	TEAM	ADJ.	CONF.	ADJ CONF.
Average RPI Loss:	168	RECORD	PCT. RANK	GAMES	SCHEDULE	OF SCHEDULE	RPI	RPI	RPI	RPI
DIV. I ONLY	3- 25	335	1- 8	101	249	307	307	17	17	
DIV. I NON-CONF.	2- 11	305	0- 0	136	341	302	302	16	16	

TOTALS	RPI 1-25	RPI 26-50	W-L RECORDS	RPI 51-100	RPI 101-999	RPI 201+				
3- 25	0- 1	0- 4	OVERALL	0- 0	3- 20	2- 8				
2- 10	0- 0	0- 1	HOME	0- 0	2- 9	1- 4				
1- 14	0- 1	0- 2	AWAY	0- 0	1- 11	1- 4				
0- 1	0- 0	0- 1	NEUTRAL	0- 0	0- 0	0- 0				
2- 11	0- 1	0- 1	NON-CONFERENCE	0- 0	2- 9	1- 5				
2- 3	0- 0	0- 0	HOME	0- 0	2- 3	1- 2				
0- 8	0- 1	0- 1	AWAY	0- 0	0- 6	0- 3				
0- 0	0- 0	0- 0	NEUTRAL	0- 0	0- 0	0- 0				
1- 14	0- 0	0- 3	CONFERENCE	0- 0	1- 11	1- 3				
0- 7	0- 0	0- 1	HOME	0- 0	0- 6	0- 2				
1- 6	0- 0	0- 1	AWAY	0- 0	1- 5	1- 1				
0- 1	0- 0	0- 1	NEUTRAL	0- 0	0- 0	0- 0				

RPI 1-25				RPI 26-50				RPI 51-100				RPI 101+ Team's RPI : 307			
RPI	S	Opponent	Score	RPI	S	Opponent	Score	RPI	S	Opponent	Score	RPI	S	Opponent	Score
11	A	South Carolina	43 101	26	A	Georgia	50 76					107	A	ETSU	50 66
				47	A	Mercer	50 72					107	H	ETSU	46 76
				47	H	Mercer	46 53					108	A	Chattanooga	32 47
				47	N	Mercer	44 75					108	H	Chattanooga	41 58
												137	H	Radford	39 27
												158	A	UT Martin	54 62
												159	A	Samford	54 62
												159	H	Samford	32 50
												160	A	N. C. A&T	59 68
												185	H	Davidson	57 70
												188	A	Furman	46 66
												188	H	Furman	59 68
												194	A	High Point	69 75
												218	A	UNCG	54 57
												218	H	UNCG	67 88
												226	H	UNC Asheville	62 52
												228	A	Gardner-Webb	67 70
												256	A	Campbell	51 58
												302	A	Wofford	68 62
												302	H	Wofford	48 54
												316	H	Eastern Ky.	59 62
												318	A	South Carolina St.	45 75
												336	H	Florida A&M	63 80
LAST 12 Division I GAMES:															
				47	N	Mercer	44 75	107	H	ETSU	46 76				
				218	A	UNCG	54 57	108	H	Chattanooga	41 58				
				159	H	Samford	32 50	218	H	UNCG	67 88				
				47	H	Mercer	46 53	47	A	Mercer	50 72				
				188	A	Furman	46 66	159	A	Samford	54 62				
				302	A	Wofford	68 62	302	H	Wofford	48 54				

Non-Div I Games: Warren Wilson 114 54 Brevard 79 34

Western Caro.

Average RPI Win:	238	WON-LOST	WINNING	LAST 10	STRENGTH OF	OPP. STRENGTH	TEAM	ADJ.	CONF.	ADJ CONF.
Average RPI Loss:	86	RECORD	PCT. RANK	GAMES	SCHEDULE	OF SCHEDULE	RPI	RPI	RPI	RPI
DIV. I ONLY	19- 9	75	6- 3	216	160	100	100	12	12	
DIV. I NON-CONF.	8- 4	87	0- 0	291	223	129	129	17	17	

TOTALS	RPI 1-25	RPI 26-50	W-L RECORDS	RPI 51-100	RPI 101-999	RPI 201+				
19- 9	1- 0	0- 4	OVERALL	0- 2	18- 3	13- 1				
8- 3	0- 0	0- 1	HOME	0- 1	8- 1	6- 0				
10- 5	1- 0	0- 2	AWAY	0- 1	9- 2	6- 1				
1- 1	0- 0	0- 1	NEUTRAL	0- 0	1- 0	1- 0				
8- 4	1- 0	0- 1	NON-CONFERENCE	0- 0	7- 3	6- 1				
3- 1	0- 0	0- 0	HOME	0- 0	3- 1	3- 0				
5- 3	1- 0	0- 1	AWAY	0- 0	4- 2	3- 1				
0- 0	0- 0	0- 0	NEUTRAL	0- 0	0- 0	0- 0				
11- 5	0- 0	0- 3	CONFERENCE	0- 2	11- 0	7- 0				
5- 2	0- 0	0- 1	HOME	0- 1	5- 0	3- 0				
5- 2	0- 0	0- 1	AWAY	0- 1	5- 0	3- 0				
1- 1	0- 0	0- 1	NEUTRAL	0- 0	1- 0	1- 0				

Western Ill.

Western Ill.

RPI 1-25				RPI 26-50				RPI 51-100				Team's RPI : 100				RPI 101+			
RPI	S	Opponent	Score	RPI	S	Opponent	Score	RPI	S	Opponent	Score	RPI	S	Opponent	Score	RPI	S	Opponent	Score
13	A	Stanford	71 64	27	A	South Dakota St.	48 84	59	A	South Dakota	81 92	131	H	Milwaukee	67 77				
				27	H	South Dakota St.	42 70	59	H	South Dakota	58 82	147	A	Northern Ill.	94 96				
				27	N	South Dakota St.	51 80					151	A	Wichita St.	78 65				
				32	A	Gonzaga	65 80					174	A	Oral Roberts	85 63				
												174	H	Oral Roberts	56 49				
												180	A	Denver	77 61				
												180	H	Denver	118 93				
												231	H	Southeast Mo. St.	87 59				
												242	A	Illinois	77 67				
												244	A	Omaha	90 51				
												244	H	Omaha	103 68				
												244	N	Omaha	97 57				
												249	A	Austin Peay	81 68				
												268	A	Bradley	80 87				
												283	H	UMKC	90 71				
												286	A	North Dakota St.	77 60				
												286	H	North Dakota St.	97 72				
												326	A	Fort Wayne	100 64				
												326	H	Fort Wayne	91 44				
												346	A	Chicago St.	83 45				
												346	H	Chicago St.	71 54				
LAST 12 Division I GAMES:																			
				27	N	South Dakota St.	51 80	174	A	Oral Roberts	85 63								
				244	N	Omaha	97 57	59	A	South Dakota	81 92								
				180	A	Denver	77 61	286	H	North Dakota St.	97 72								
				286	A	North Dakota St.	77 60	180	H	Denver	118 93								
				27	H	South Dakota St.	42 70	27	A	South Dakota St.	48 84								
				244	H	Omaha	103 68	326	H	Fort Wayne	91 44								

Non-Div I Games: Illinois Col. 122 40 William Woods 96 57 Eureka 98 46

Western Ill.

Average RPI Win:	207	WON-LOST	WINNING	LAST 10	STRENGTH OF	OPP. STRENGTH	TEAM	ADJ.	CONF.	ADJ CONF.
Average RPI Loss:	85	RECORD	PCT. RANK	GAMES	SCHEDULE	OF SCHEDULE	RPI	RPI	RPI	RPI
DIV. I ONLY	20- 8	61	7- 3	108	144	56	56	18	18	
DIV. I NON-CONF.	8- 4	87	0- 0	74	44	44	44	20	20	

TOTALS	RPI 1-25	RPI 26-50	W-L RECORDS	RPI 51-100	RPI 101-999	RPI 201+				
20- 8	1- 2	1- 1	OVERALL	1- 2	17- 3	11- 1				
10- 1	0- 1	0- 0	HOME	0- 0	10- 0	8- 0				
6- 7	0- 1	0- 1	AWAY	0- 2	6- 3	3- 1				
4- 0	1- 0	1- 0	NEUTRAL	1- 0	1- 0	0- 0				
8- 4	1- 2	1- 1	NON-CONFERENCE	1- 1	5- 0	3- 0				
2- 1	0- 1	0- 0	HOME	0- 0	2- 0	2- 0				
2- 3	0- 1	0- 1	AWAY	0- 1	2- 0	1- 0				
4- 0	1- 0	1- 0	NEUTRAL	1- 0	1- 0	0- 0				
12- 4	0- 0	0- 0	CONFERENCE	0- 1	12- 3	8- 1				
8- 0	0- 0	0- 0	HOME	0- 0	8- 0	6- 0				
4- 4	0- 0	0- 0	AWAY	0- 1	4- 3	2- 1				
0- 0	0- 0	0- 0	NEUTRAL	0- 0	0- 0	0- 0				

RPI	S	Opponent	Score	RPI	S	Opponent	Score	RPI	S	Opponent	Score	RPI	S	Opponent	Score
2	H	Notre Dame	65 78	44	A	Ball St.	81 93	54	A	Indiana	71 73	102	A	Rice	58 73
21	A	Iowa	97 104	47	N	Mercer	67 62	78	A	UAB	61 79	104	A	Middle Tenn.	76 60
23	N	Missouri	79 76					85	N	Toledo	70 56	104	H	Middle Tenn.	57 43
												126	A	Louisiana Tech	74 64
												167	H	Charlotte	83 61
												170	A	UTEP	75 80
												173	A	Southern Ill.	75 49
												200	N	Stetson	66 58
												210	A	Southern Miss.	63 69
												210	H	Southern Miss.	81 60
												212	A	North Texas	79 65
												241	H	Fla. Atlantic	82 63
												259	H	UTSA	73 38
												280	H	Old Dominion	62 48
												299	H	FIU	101 47
												306	A	Georgia St.	74 63
												310	A	Marshall	86 66
												310	H	Marshall	77 50
												341	H	Mississippi Val.	87 48
												349	H	Evansville	92 54

LAST 12 Division I GAMES:															
170	A	UTEP	75 80	280	H	Old Dominion	62 48	241	H	Fla. Atlantic	82 63	126	A	Louisiana Tech	74 64
210	A	Southern Miss.	63 69					212	A	North Texas	79 65	310	A	Marshall	86 66
167	H	Charlotte	83 61					310	A	Marshall	77 50	259	H	UTSA	73 38
310	H	Marshall	77 50												
104	A	Middle Tenn.	76 60												
102	A	Rice	58 73												

Non-Div I Games: Lee 88 64

Western Ky.

Average RPI Win:	185	WON-LOST	WINNING	LAST 10	STRENGTH OF	OPP. STRENGTH	TEAM	ADJ.	CONF.	ADJ CONF.
Average RPI Loss:	66	RECORD	PCT. RANK	GAMES	SCHEDULE	OF SCHEDULE	RPI	RPI	RPI	RPI
DIV. I ONLY	15- 14	167	6- 4	77	83	96	96	8	8	
DIV. I NON-CONF.	4- 5	202	0- 0	131	53	119	119	8	8	

TOTALS	RPI 1-25	RPI 26-50	W-L RECORDS	RPI 51-100	RPI 101-999	RPI 201+				
15- 14	0- 4	1- 3	OVERALL	1- 5	13- 2	8- 0				
7- 4	0- 1	0- 1	HOME	1- 1	6- 1	4- 0				
6- 8	0- 3	0- 1	AWAY	0- 3	6- 1	4- 0				
2- 2	0- 0	1- 1	NEUTRAL	0- 1	1- 0	0- 0				
4- 5	0- 1	0- 1	NON-CONFERENCE	0- 3	4- 0	3- 0				
1- 0	0- 0	0- 0	HOME	0- 0	1- 0	1- 0				
2- 3	0- 1	0- 0	AWAY	0- 2	2- 0	2- 0				
1- 2	0- 0	0- 1	NEUTRAL	0- 1	1- 0	0- 0				
11- 9	0- 3	1- 2	CONFERENCE	1- 2	9- 2	5- 0				
6- 4	0- 1	0- 1	HOME	1- 1	5- 1	3- 0				
4- 5	0- 2	0- 1	AWAY	0- 1	4- 1	2- 0				
1- 0	0- 0	1- 0	NEUTRAL	0- 0	0- 0	0- 0				

RPI 1-25				RPI 26-50				RPI 51-100				Team's RPI : 96				RPI 101+			
RPI	S	Opponent	Score	RPI	S	Opponent	Score	RPI	S	Opponent	Score	RPI	S	Opponent	Score	RPI	S	Opponent	Score
20	A	Buffalo	49 71	39	N	Rutgers	64 75	66	A	Michigan St.	62 65	107	N	ETSU	87 79				
21	A	Iowa	56 79	44	A	Ball St.	58 85	71	N	St. John's (NY)	48 76	112	H	Ohio	54 69				
24	A	Central Mich.	70 74	44	H	Ball St.	71 81	75	H	Miami (OH)	81 70	147	A	Northern Ill.	85 66				
24	H	Central Mich.	62 78	44	N	Ball St.	65 54	85	A	Toledo	68 69	147	H	Northern Ill.	88 83				
								85	H	Toledo	73 78	149	A	Kent St.	66 61				
								88	A	New Mexico	76 88	196	A	Eastern Mich.	67 69				
												196	H	Eastern Mich.	74 66				
												207	A	Bowling Green	81 67				
												207	H	Bowling Green	85 71				
												207	H	Bowling Green	67 58				
												215	A	New Mexico St.	64 55				
												225	A	Akron	59 51				
												225	H	Akron	76 60				
												304	A	Loyola Chi cago	65 47				
												325	H	Detroit Mercy	74 62				
LAST 12 Division I GAMES:																			
				44	N	Ball St.	65 54	85	A	Toledo	68 69								
				207	H	Bowling Green	85 71	44	H	Ball St.	71 81								
				147	A	Northern Ill.	85 66	207	A	Bowling Green	81 67								
				196	H	Eastern Mich.	74 66	225	H	Akron	76 60								
				24	H	Central Mich.	62 78	85	H	Toledo	73 78								
				44	A	Ball St.	58 85	24	A	Central Mich.	70 74								

Non-Div I Games: Goshen 87 36 Kentucky St. 85 50 Olivet 86 37

Western Mich.

Average RPI Win:	191	WON-LOST	WINNING	LAST 10	STRENGTH OF	OPP. STRENGTH	TEAM	ADJ.	CONF.	ADJ CONF.
Average RPI Loss:	95	RECORD	PCT. RANK	GAMES	SCHEDULE	OF SCHEDULE	RPI	RPI	RPI	RPI

DIV. I ONLY	14- 17	208	5- 5	98	84	151	151	7	7
DIV. I NON-CONF.	5- 9	238	0- 0	82	123	196	196	7	7
TOTALS	RPI 1-25	RPI 26-50	W-L RECORDS	RPI 51-100	RPI 101-999	RPI 201+			
14- 17	1- 2	0- 3	OVERALL	1- 7	12- 5	5- 1			
9- 5	1- 0	0- 0	HOME	1- 3	7- 2	4- 0			
4- 10	0- 2	0- 3	AWAY	0- 4	4- 1	1- 0			
1- 2	0- 0	0- 0	NEUTRAL	0- 0	1- 2	0- 1			
5- 9	0- 1	0- 2	NON-CONFERENCE	1- 5	4- 1	3- 1			
4- 2	0- 0	0- 0	HOME	1- 2	3- 0	3- 0			
0- 6	0- 1	0- 2	AWAY	0- 3	0- 0	0- 0			
1- 1	0- 0	0- 0	NEUTRAL	0- 0	1- 1	0- 1			
9- 8	1- 1	0- 1	CONFERENCE	0- 2	8- 4	2- 0			
5- 3	1- 0	0- 0	HOME	0- 1	4- 2	1- 0			
4- 4	0- 1	0- 1	AWAY	0- 1	4- 1	1- 0			
0- 1	0- 0	0- 0	NEUTRAL	0- 0	0- 1	0- 0			

RPI 1-25	RPI 26-50	RPI 51-100	RPI 101+	Team's RPI: 151
RPI S Opponent Score	RPI S Opponent Score	RPI S Opponent Score	RPI S Opponent Score	
1 A UConn 43 124	27 A South Dakota St. 64 96	58 A Oklahoma St. 67 91	103 H Cincinnati 69 75	
9 A Tennessee 56 68	46 A UCF 53 59	59 H South Dakota 48 62	125 A Tulane 64 56	
14 H South Fla. 64 56	48 A Creighton 61 66	79 A Houston 55 73	125 H Tulane 81 70	
		79 H Houston 62 73	184 H Temple 88 81	
		88 A New Mexico 62 76	184 N Temple 59 72	
		99 A Missouri St. 71 94	191 A Memphis 77 64	
		99 H Missouri St. 72 58	191 H Memphis 69 61	
		100 H Western Ill. 65 78	192 A East Carolina 67 77	
			193 N UC Irvine 76 53	
			197 A Tulsa 70 59	
			197 H Tulsa 62 67	
			214 A SMU 52 45	
			214 H SMU 66 43	
			242 N Illinois 67 68	
			283 H UMKC 72 63	
			291 H Alcorn 87 46	
			346 H Chicago St. 66 63	
LAST 12 Division I GAMES:				
184 N Temple 59 72	103 H Cincinnati 69 75			
197 A Tulsa 70 59	79 H Houston 62 73			
125 H Tulane 81 70	192 A East Carolina 67 77			
214 A SMU 52 45	191 A Memphis 77 64			
184 H Temple 88 81	14 H South Fla. 64 56			
1 A UConn 43 124	214 H SMU 66 43			

Non-Div I Games:

Wichita St.

Average RPI Win:	221	WON-LOST	WINNING	LAST 10	STRENGTH OF	OPP. STRENGTH	TEAM	ADJ.	CONF.	ADJ CONF.
Average RPI Loss:	131	RECORD	PCT. RANK	GAMES	SCHEDULE	OF SCHEDULE	RPI	RPI	RPI	RPI
DIV. I ONLY	16- 13	143	3- 7	180	179	154	154	10	10	
DIV. I NON-CONF.	9- 2	33	0- 0	256	280	87	87	12	12	

TOTALS	RPI 1-25	RPI 26-50	W-L RECORDS	RPI 51-100	RPI 101-999	RPI 201+				
16- 13	0- 0	1- 3	OVERALL	0- 3	15- 7	10- 4				
9- 6	0- 0	1- 1	HOME	0- 1	8- 4	6- 3				
7- 7	0- 0	0- 2	AWAY	0- 2	7- 3	4- 1				
0- 0	0- 0	0- 0	NEUTRAL	0- 0	0- 0	0- 0				
9- 2	0- 0	0- 0	NON-CONFERENCE	0- 1	9- 1	5- 1				
5- 1	0- 0	0- 0	HOME	0- 0	5- 1	4- 1				
4- 1	0- 0	0- 0	AWAY	0- 1	4- 0	1- 0				
0- 0	0- 0	0- 0	NEUTRAL	0- 0	0- 0	0- 0				
7- 11	0- 0	1- 3	CONFERENCE	0- 2	6- 6	5- 3				
4- 5	0- 0	1- 1	HOME	0- 1	3- 3	2- 2				
3- 6	0- 0	0- 2	AWAY	0- 1	3- 3	3- 1				
0- 0	0- 0	0- 0	NEUTRAL	0- 0	0- 0	0- 0				

RPI	S	Opponent	Score	RPI	S	Opponent	Score	RPI	S	Opponent	Score	RPI	S	Opponent	Score
43	A	Drexel	34 54	43	H	Drexel	58 65	63	A	James Madison	64 70	113	A	Saint Francis (PA)	92 86
45	A	Elon	61 82	45	H	Elon	81 75	63	H	James Madison	41 86	115	A	Delaware	59 68
								71	A	St. John's (NY)	81 92	115	H	Delaware	52 61
												138	A	Northeastern	46 64
												138	H	Northeastern	71 53
												185	H	Davison	73 55
												192	A	East Carolina	71 65
												195	A	Richmond	78 64
												216	H	Norfolk St.	74 80
												236	H	Loyola Maryland	70 49
												251	A	Hofstra	54 65
												251	H	Hofstra	63 53
												255	A	UNCW	66 53
												255	H	UNCW	49 64
												262	A	Col. of Charleston	68 54
												262	H	Col. of Charleston	79 66
												269	A	Howard	83 71
												273	H	Fairfield	57 47
												279	A	Towson	75 63
												279	H	Towson	66 67
												280	H	Old Dominion	75 58
												303	H	USC Upstate	83 63

LAST 12 Division I GAMES:															
63	A	James Madison	64 70	115	A	Delaware	59 68								
45	A	Elon	61 82	279	A	Towson	75 63								
115	H	Delaware	52 61	63	H	James Madison	41 86								
43	A	Drexel	34 54	251	H	Hofstra	63 53								
255	H	UNCW	49 64	262	H	Col. of Charleston	79 66								
138	H	Northeastern	71 53	138	A	Northeastern	46 64								

Non-Div I Games:

William & Mary

Average RPI Win:	334	WON-LOST	WINNING	LAST 10	STRENGTH OF	OPP. STRENGTH	TEAM	ADJ.	CONF.	ADJ CONF.
Average RPI Loss:	199	RECORD	PCT. RANK	GAMES	SCHEDULE	OF SCHEDULE	RPI	RPI	RPI	RPI
DIV. I ONLY	2- 26	343	2- 8	227	321	344	344	27	27	
DIV. I NON-CONF.	0- 10	337	0- 0	178	248	335	335	28	28	
<hr/>										
TOTALS	RPI 1-25	RPI 26-50	W-L RECORDS	RPI 51-100	RPI 101-999	RPI 201+				
2- 26	0- 1	0- 2	OVERALL	0- 3	2- 20	2- 15				
2- 11	0- 0	0- 0	HOME	0- 2	2- 9	2- 6				
0- 15	0- 1	0- 2	AWAY	0- 1	0- 11	0- 9				
0- 0	0- 0	0- 0	NEUTRAL	0- 0	0- 0	0- 0				
0- 10	0- 1	0- 2	NON-CONFERENCE	0- 1	0- 6	0- 5				
0- 4	0- 0	0- 0	HOME	0- 1	0- 3	0- 2				
0- 6	0- 1	0- 2	AWAY	0- 0	0- 3	0- 3				
0- 0	0- 0	0- 0	NEUTRAL	0- 0	0- 0	0- 0				
2- 16	0- 0	0- 0	CONFERENCE	0- 2	2- 14	2- 10				
2- 7	0- 0	0- 0	HOME	0- 1	2- 6	2- 4				
0- 9	0- 0	0- 0	AWAY	0- 1	0- 8	0- 6				
0- 0	0- 0	0- 0	NEUTRAL	0- 0	0- 0	0- 0				

RPI 1-25				RPI 26-50				RPI 51-100				RPI 101+				Team's RPI: 344
RPI	S	Opponent	Score	RPI	S	Opponent	Score	RPI	S	Opponent	Score	RPI	S	Opponent	Score	
18	A	Duke	30 101	45	A	El on	37 98	72	H	Duquesne	54 81	107	H	ETSU	63 74	
				47	A	Mercer	45 93	87	A	Li berty	37 63	137	A	Radford	52 78	
								87	H	Li berty	53 73	137	H	Radford	30 70	
												194	A	Hi gh Poi nt	40 77	
												194	H	Hi gh Poi nt	58 79	
												225	A	Akron	43 69	
												226	A	UNC Asheville	51 63	
												226	H	UNC Asheville	48 70	
												228	A	Gardner-Webb	55 68	
												228	H	Gardner-Webb	59 66	
												245	A	Presbyteri an	45 78	
												245	H	Presbyteri an	58 64	
												256	A	Campbel l	45 57	
												256	H	Campbel l	48 72	
												302	H	Wofford	68 73	
												310	A	Marshall	40 70	
												313	A	Tennessee Tech	41 70	
												318	H	South Carolina St.	37 65	
												324	A	Charleston So.	45 81	
												324	H	Charleston So.	62 56	
												343	A	Longwood	60 90	
												343	H	Longwood	69 60	
<hr/>																
LAST 12 Division I GAMES:																
				343	A	Longwood	60 90	228	A	Gardner-Webb	55 68					
				324	H	Charleston So.	62 56	245	H	Presbyteri an	58 64					
				256	A	Campbel l	45 57	226	A	UNC Asheville	51 63					
				87	H	Li berty	53 73	343	H	Longwood	69 60					
				137	H	Radford	30 70	228	H	Gardner-Webb	59 66					
				194	A	Hi gh Poi nt	40 77	245	A	Presbyteri an	45 78					

Non-Div I Games: N. C. Wesleyan 94 50

Winthrop

Average RPI	Win:	222	WON-LOST	WINNING	LAST 10	STRENGTH OF	OPP. STRENGTH	TEAM	ADJ.	CONF.	ADJ CONF.
Average RPI	Loss:	63	RECORD	PCT. RANK	GAMES	SCHEDULE	OF SCHEDULE	RPI	RPI	RPI	RPI
DIV. I ONLY		9- 21		272	2- 8	71	51	203	203	3	3
DIV. I NON-CONF.		7- 6		165	0- 0	177	75	163	163	4	4

TOTALS	RPI 1-25		RPI 26-50		W-L RECORDS		RPI 51-100		RPI 101-999		RPI 201+
9- 21	0- 6		0- 5		OVERALL		0- 6		9- 4		4- 0
6- 9	0- 4		0- 3		HOME		0- 1		6- 1		3- 0
2- 10	0- 2		0- 1		AWAY		0- 5		2- 2		1- 0
1- 2	0- 0		0- 1		NEUTRAL		0- 0		1- 1		0- 0
7- 6	0- 2		0- 1		NON-CONFERENCE		0- 1		7- 2		3- 0
5- 2	0- 1		0- 0		HOME		0- 0		5- 1		3- 0
1- 3	0- 1		0- 0		AWAY		0- 1		1- 1		0- 0
1- 1	0- 0		0- 1		NEUTRAL		0- 0		1- 0		0- 0
2- 15	0- 4		0- 4		CONFERENCE		0- 5		2- 2		1- 0
1- 7	0- 3		0- 3		HOME		0- 1		1- 0		0- 0
1- 7	0- 1		0- 1		AWAY		0- 4		1- 1		1- 0
0- 1	0- 0		0- 0		NEUTRAL		0- 0		0- 1		0- 0

RPI	S	Opponent	Score	RPI	S	Opponent	Score	RPI	S	Opponent	Score	RPI	S	Opponent	Score	Team's RPI: 203
6	H	Ohio St.	55 68	35	N	Syracuse	74 77	54	A	Indiana	55 69	130	A	Butler	62 69	
17	H	Maryland	44 71	38	H	Michigan	57 80	60	A	Nebraska	48 51	131	H	Milwaukee	64 67	
21	A	Iowa	61 88	39	H	Rutgers	50 63	62	A	Purdue	35 57	152	N	Vanderbilt	73 71	
21	H	Iowa	46 56	40	A	Minnesota	65 90	66	A	Michigan St.	61 69	167	H	Charlotte	80 66	
22	H	Green Bay	34 67	40	H	Minnesota	61 71	76	A	George Washington	46 61	176	A	Northwestern	60 69	
25	A	Marquette	65 88					93	H	Penn St.	62 69	176	H	Northwestern	58 46	

LAST 12 Division I GAMES:																
176	N	Northwestern	63 68	40	H	Minnesota	61 71	242	A	Illinois	70 61	340	H	Savannah St.	82 24	
66	A	Michigan St.	61 69	54	A	Indiana	55 69									
21	A	Iowa	61 88	176	H	Northwestern	58 46									
39	H	Rutgers	50 63	40	A	Minnesota	65 90									
60	A	Nebraska	48 51	93	H	Penn St.	62 69									
6	H	Ohio St.	55 68													

Non-Div I Games:

Wisconsin

Average RPI Win: 255	WON-LOST RECORD	WINNING PCT. RANK	LAST 10 GAMES	STRENGTH OF SCHEDULE	OPP. STRENGTH OF SCHEDULE	TEAM RPI	ADJ. RPI	CONF. RPI	ADJ. CONF. RPI
Average RPI Loss: 165									
DIV. I ONLY	7- 20	292	1- 9	245	193	302	302	17	17
DIV. I NON-CONF.	4- 8	239	0- 0	298	294	298	298	16	16

TOTALS	RPI 1-25	RPI 26-50	W-L RECORDS	RPI 51-100	RPI 101-999	RPI 201+			
7- 20	0- 1	0- 3	OVERALL	0- 0	7- 16	5- 9			
5- 8	0- 0	0- 1	HOME	0- 0	5- 7	3- 5			
2- 11	0- 1	0- 2	AWAY	0- 0	2- 8	2- 4			
0- 1	0- 0	0- 0	NEUTRAL	0- 0	0- 1	0- 0			
4- 8	0- 1	0- 1	NON-CONFERENCE	0- 0	4- 6	4- 6			
3- 3	0- 0	0- 0	HOME	0- 0	3- 3	3- 3			
1- 5	0- 1	0- 1	AWAY	0- 0	1- 3	1- 3			
0- 0	0- 0	0- 0	NEUTRAL	0- 0	0- 0	0- 0			
3- 12	0- 0	0- 2	CONFERENCE	0- 0	3- 10	1- 3			
2- 5	0- 0	0- 1	HOME	0- 0	2- 4	0- 2			
1- 6	0- 0	0- 1	AWAY	0- 0	1- 5	1- 1			
0- 1	0- 0	0- 0	NEUTRAL	0- 0	0- 1	0- 0			

RPI 1-25				RPI 26-50				RPI 51-100				RPI 101+ Team's RPI: 302			
RPI	S	Opponent	Score	RPI	S	Opponent	Score	RPI	S	Opponent	Score	RPI	S	Opponent	Score
11	A	South Carolina	60 94	26	A	Georgia	56 95					107	A	ETSU	53 82
				47	A	Mercer	39 80					107	H	ETSU	58 61
				47	H	Mercer	46 71					107	N	ETSU	64 78
												108	A	Chattanooga	46 76
												108	H	Chattanooga	47 54
												159	A	Samford	77 81
												159	H	Samford	58 46
												188	A	Furman	57 63
												188	H	Furman	79 48
												218	A	UNCG	51 66
												218	H	UNCG	75 81
												219	A	Coastal Caro.	51 67
												226	H	UNC Asheville	70 68
												228	A	Gardner-Webb	55 73
												238	H	North Florida	69 57
												244	H	Omaha	60 64
												255	H	UNCW	60 65
												262	A	Col. of Charleston	51 59
												307	A	Western Caro.	54 48
												307	H	Western Caro.	62 68
												320	H	N. C. Central	77 56
												324	H	Charleston So.	45 68
												344	A	Winthrop	73 68

LAST 12 Division I GAMES:															
				107	N	ETSU	64 78	47	A	Mercer	39 80				
				188	A	Furman	57 63	159	A	Samford	77 81				
				108	A	Chattanooga	46 76	188	H	Furman	79 48				
				107	A	ETSU	53 82	107	H	ETSU	58 61				
				218	H	UNCG	75 81	108	H	Chattanooga	47 54				
				307	H	Western Caro.	62 68	307	A	Western Caro.	54 48				

Non-Div I Games: Brevard 85 46 Southern Wesleyan 104 57 Bob Jones 96 54

Wofford

Average RPI Win: 214	WON-LOST RECORD	WINNING PCT. RANK	LAST 10 GAMES	STRENGTH OF SCHEDULE	OPP. STRENGTH OF SCHEDULE	TEAM RPI	ADJ. RPI	CONF. RPI	ADJ CONF. RPI
Average RPI Loss: 79									
DIV. I ONLY	21- 10	78	7- 3	134	158	84	84	11	11
DIV. I NON-CONF.	7- 3	74	0- 0	252	189	106	106	15	15

TOTALS	RPI 1-25	RPI 26-50	W-L RECORDS	RPI 51-100	RPI 101-999	RPI 201+			
21- 10	0- 4	0- 1	OVERALL	3- 1	18- 4	9- 1			
9- 3	0- 1	0- 0	HOME	0- 1	9- 1	6- 0			
8- 5	0- 2	0- 1	AWAY	2- 0	6- 2	3- 0			
4- 2	0- 1	0- 0	NEUTRAL	1- 0	3- 1	0- 1			
7- 3	0- 1	0- 1	NON-CONFERENCE	1- 0	6- 1	3- 1			
3- 0	0- 0	0- 0	HOME	0- 0	3- 0	3- 0			
2- 2	0- 1	0- 1	AWAY	1- 0	1- 0	0- 0			
2- 1	0- 0	0- 0	NEUTRAL	0- 0	2- 1	0- 1			
14- 7	0- 3	0- 0	CONFERENCE	2- 1	12- 3	6- 0			
6- 3	0- 1	0- 0	HOME	0- 1	6- 1	3- 0			
6- 3	0- 1	0- 0	AWAY	1- 0	5- 2	3- 0			
2- 1	0- 1	0- 0	NEUTRAL	1- 0	1- 0	0- 0			

RPI 1-25				RPI 26-50				RPI 51-100				RPI 101+			
RPI	S	Opponent	Score	RPI	S	Opponent	Score	RPI	S	Opponent	Score	RPI	S	Opponent	Score
22	A	Green Bay	68 75	26	A	Georgia	71 87	57	A	Belmont	91 81	124	A	Cleveland St.	70 71
22	H	Green Bay	51 58					81	A	IUPUI	66 63	124	H	Cleveland St.	63 70
22	N	Green Bay	44 62					81	H	IUPUI	61 64	124	N	Cleveland St.	83 61
23	A	Missouri	80 82					81	N	IUPUI	60 52	131	A	Milwaukee	53 59
												131	H	Milwaukee	56 51
												140	A	Youngstown St.	69 59
												140	H	Youngstown St.	73 50
												149	A	Kent St.	72 60
												189	A	Oakland	77 57
												189	H	Oakland	80 75
												195	N	Richmond	85 69
												200	N	Stetson	64 59
												217	N	Providence	69 74
												254	A	Northern Ky.	68 63
												254	H	Northern Ky.	73 60
												313	H	Tennessee Tech	82 59
												325	A	Detroit Mercy	88 60
												325	H	Detroit Mercy	85 55
												332	A	Ill. -Chicago	80 53
												332	H	Ill. -Chicago	60 50
												345	H	Eastern Ill.	81 46
												346	H	Chicago St.	84 39

LAST 12 Division I GAMES:															
22	N	Green Bay	44 62	254	H	Northern Ky.	73 60								
81	N	IUPUI	60 52	189	H	Oakland	80 75								
124	N	Cleveland St.	83 61	325	H	Detroit Mercy	85 55								
332	A	Ill. -Chicago	80 53	22	A	Green Bay	68 75								
81	A	IUPUI	66 63	131	A	Milwaukee	53 59								
124	H	Cleveland St.	63 70	140	A	Youngstown St.	69 59								

Non-Div I Games: Northwestern Ohio 106 52 Cincinnati Christian 99 36

Wright St.

Average RPI Win:	174	WON-LOST	WINNING	LAST 10	STRENGTH OF	OPP. STRENGTH	TEAM	ADJ.	CONF.	ADJ CONF.
Average RPI Loss:	156	RECORD	PCT. RANK	GAMES	SCHEDULE	OF SCHEDULE	RPI	RPI	RPI	RPI
DIV. I ONLY	19- 10	87	7- 3	93	170	74	74	16	16	
DIV. I NON-CONF.	5- 4	146	0- 0	25	248	62	62	14	14	

TOTALS	RPI 1-25	RPI 26-50	W-L RECORDS	RPI 51-100	RPI 101-999	RPI 201+				
19- 10	0- 1	0- 0	OVERALL	5- 1	14- 8	6- 3				
10- 2	0- 0	0- 0	HOME	3- 0	7- 2	4- 0				
8- 5	0- 1	0- 0	AWAY	1- 0	7- 4	2- 3				
1- 3	0- 0	0- 0	NEUTRAL	1- 1	0- 2	0- 0				
5- 4	0- 1	0- 0	NON-CONFERENCE	1- 1	4- 2	1- 1				
3- 0	0- 0	0- 0	HOME	1- 0	2- 0	1- 0				
2- 2	0- 1	0- 0	AWAY	0- 0	2- 1	0- 1				
0- 2	0- 0	0- 0	NEUTRAL	0- 1	0- 1	0- 0				
14- 6	0- 0	0- 0	CONFERENCE	4- 0	10- 6	5- 2				
7- 2	0- 0	0- 0	HOME	2- 0	5- 2	3- 0				
6- 3	0- 0	0- 0	AWAY	1- 0	5- 3	2- 2				
1- 1	0- 0	0- 0	NEUTRAL	1- 0	0- 1	0- 0				

RPI	S	Opponent	Score	RPI	S	Opponent	Score	RPI	S	Opponent	Score	RPI	S	Opponent	Score
18	A	Duke	40 63					70	H	Drake	75 61	114	A	Colorado St.	53 49
								81	N	IUPUI	59 65	114	H	Colorado St.	53 64
								88	A	New Mexico	63 62	120	A	Boise St.	66 51
								88	H	New Mexico	66 55	120	H	Boise St.	63 67
								88	N	New Mexico	69 66	136	N	UNI	40 55
								92	H	UNLV	69 56	144	H	Idaho St.	61 53
												145	A	Fresno St.	47 60
												145	H	Fresno St.	74 57
												146	A	Idaho	70 64
												171	A	Nevada	65 62
												171	H	Nevada	66 60
												171	N	Nevada	63 67
												180	A	Denver	61 51
												209	A	Montana St.	46 50
												235	H	Montana	67 62
												271	A	San Diego St.	62 68
												271	H	San Diego St.	70 50
												278	A	San Jose St.	66 64
												278	H	San Jose St.	58 46
												290	A	Air Force	47 57
												315	A	Utah St.	64 46
												315	H	Utah St.	61 44
LAST 12 Division I GAMES:															
171	N	Nevada	63 67	278	A	San Jose St.	66 64								
88	N	New Mexico	69 66	271	H	San Diego St.	70 50								
120	H	Boise St.	63 67	92	H	UNLV	69 56								
290	A	Air Force	47 57	315	A	Utah St.	64 46								
145	H	Fresno St.	74 57	145	A	Fresno St.	47 60								
88	A	New Mexico	63 62	114	H	Colorado St.	53 64								

Non-Div I Games: Colo. Christian 62 33 Adams St. 73 47

Wyoming

Average RPI Win:	212	WON-LOST	WINNING	LAST 10	STRENGTH OF	OPP. STRENGTH	TEAM	ADJ.	CONF.	ADJ CONF.
Average RPI Loss:	77	RECORD	PCT. RANK	GAMES	SCHEDULE	OF SCHEDULE	RPI	RPI	RPI	RPI
DIV. I ONLY	10- 20	257	1- 9	106	81	227	227	6	6	
DIV. I NON-CONF.	7- 4	102	0- 0	213	259	160	160	6	6	

TOTALS	RPI 1-25	RPI 26-50	W-L RECORDS	RPI 51-100	RPI 101-999	RPI 201+				
10- 20	0- 5	0- 5	OVERALL	0- 4	10- 6	5- 2				
8- 8	0- 2	0- 2	HOME	0- 2	8- 2	5- 0				
1- 10	0- 2	0- 3	AWAY	0- 2	1- 3	0- 2				
1- 2	0- 1	0- 0	NEUTRAL	0- 0	1- 1	0- 0				
7- 4	0- 1	0- 1	NON-CONFERENCE	0- 0	7- 2	4- 1				
6- 1	0- 0	0- 0	HOME	0- 0	6- 1	4- 0				
0- 2	0- 0	0- 1	AWAY	0- 0	0- 1	0- 1				
1- 1	0- 1	0- 0	NEUTRAL	0- 0	1- 0	0- 0				
3- 16	0- 4	0- 4	CONFERENCE	0- 4	3- 4	1- 1				
2- 7	0- 2	0- 2	HOME	0- 2	2- 1	1- 0				
1- 8	0- 2	0- 2	AWAY	0- 2	1- 2	0- 1				
0- 1	0- 0	0- 0	NEUTRAL	0- 0	0- 1	0- 0				

RPI 1-25				RPI 26-50				RPI 51-100				RPI 101+				Team's RPI: 227
RPI	S	Opponent	Score	RPI	S	Opponent	Score	RPI	S	Opponent	Score	RPI	S	Opponent	Score	
19	A	DePaul	48 79	29	A	Villanova	57 75	71	A	St. John's (NY)	36 70	103	H	Cincinnati	53 50	
19	H	DePaul	72 73	29	H	Villanova	50 89	71	H	St. John's (NY)	63 67	105	H	Wake Forest	57 62	
23	N	Missouri	48 74	40	A	Minnesota	62 74	98	A	Georgetown	60 65	123	A	Seton Hall	53 58	
25	A	Marquette	67 88	48	A	Creighton	54 65	98	H	Georgetown	48 65	123	H	Seton Hall	51 62	
25	H	Marquette	63 80	48	H	Creighton	64 71					123	N	Seton Hall	42 66	
												130	A	Butler	69 62	
												130	H	Butler	57 54	
												175	H	New Hampshire	71 66	
												188	N	Furman	75 62	
												207	A	Bowling Green	53 63	
												217	A	Providence	48 69	
												217	H	Providence	68 59	
												224	H	Grambling	72 67	
												292	H	Mt. St. Mary's	66 45	
												326	H	Fort Wayne	62 50	
												336	H	Florida A&M	70 52	

LAST 12 Division I GAMES:																
123	N	Seton Hall	42 66	71	A	St. John's (NY)	36 70									
130	H	Butler	57 54	123	A	Seton Hall	53 58									
217	A	Providence	48 69	98	H	Georgetown	48 65									
48	A	Creighton	54 65	29	H	Villanova	50 89									
19	H	DePaul	72 73	48	H	Creighton	64 71									
25	H	Marquette	63 80	217	H	Providence	68 59									

Non-Div I Games:

Xavier

Average RPI Win:	195	WON-LOST	WINNING	LAST 10	STRENGTH OF	OPP. STRENGTH	TEAM	ADJ.	CONF.	ADJ CONF.
Average RPI Loss:	108	RECORD	PCT. RANK	GAMES	SCHEDULE	OF SCHEDULE	RPI	RPI	RPI	RPI
DIV. I ONLY	15- 12	137	6- 4	124	125	127	127	9	9	
DIV. I NON-CONF.	7- 6	165	0- 0	233	230	177	177	9	9	

TOTALS	RPI 1-25	RPI 26-50	W-L RECORDS	RPI 51-100	RPI 101-999	RPI 201+				
15- 12	0- 0	1- 1	OVERALL	2- 5	12- 6	8- 1				
7- 5	0- 0	1- 0	HOME	1- 2	5- 3	4- 1				
8- 5	0- 0	0- 1	AWAY	1- 2	7- 2	4- 0				
0- 2	0- 0	0- 0	NEUTRAL	0- 1	0- 1	0- 0				
7- 6	0- 0	0- 0	NON-CONFERENCE	1- 2	6- 4	4- 1				
2- 3	0- 0	0- 0	HOME	0- 1	2- 2	2- 1				
5- 1	0- 0	0- 0	AWAY	1- 0	4- 1	2- 0				
0- 2	0- 0	0- 0	NEUTRAL	0- 1	0- 1	0- 0				
8- 6	0- 0	1- 1	CONFERENCE	1- 3	6- 2	4- 0				
5- 2	0- 0	1- 0	HOME	1- 1	3- 1	2- 0				
3- 4	0- 0	0- 1	AWAY	0- 2	3- 1	2- 0				
0- 0	0- 0	0- 0	NEUTRAL	0- 0	0- 0	0- 0				

RPI	S	Opponent	Score	RPI	S	Opponent	Score	RPI	S	Opponent	Score	RPI	S	Opponent	Score	Team's RPI: 127
30	A	Princeton	53 64	51	A	Harvard	73 97	119	A	Dartmouth	57 39					
30	H	Princeton	73 59	51	H	Harvard	69 63	119	H	Dartmouth	62 64					
				54	H	Indiana	68 72	132	N	Hartford	70 78					
				61	A	Penn	52 64	153	H	Army West Point	65 82					
				61	H	Penn	54 69	157	A	Binghamton	73 69					
				65	N	UC Davis	61 71	172	A	Brown	71 81					
				69	A	TCU	82 72	172	H	Brown	77 63					
								183	A	Kansas	75 81					
								187	A	Stony Brook	77 71					
								211	A	Columbia	73 50					
								211	H	Columbia	66 59					
								217	H	Providence	51 55					
								265	H	LIU Brooklyn	62 51					
								267	A	Cornell	65 55					
								267	H	Cornell	69 56					
								287	H	Colgate	82 56					
								288	A	Central Conn. St.	75 62					
								347	A	Saint Peter's	70 49					

LAST 12 Division I GAMES:																
30	A	Princeton	53 64	267	A	Cornell	65 55									
61	A	Penn	52 64	211	A	Columbia	73 50									
211	H	Columbia	66 59	61	H	Penn	54 69									
267	H	Cornell	69 56	30	H	Princeton	73 59									
51	H	Harvard	69 63	119	A	Dartmouth	57 39									
119	H	Dartmouth	62 64	51	A	Harvard	73 97									

Non-Div I Games:

Yale

Average RPI Win:	229	WON-LOST	WINNING	LAST 10	STRENGTH OF	OPP. STRENGTH	TEAM	ADJ.	CONF.	ADJ CONF.
Average RPI Loss:	105	RECORD	PCT. RANK	GAMES	SCHEDULE	OF SCHEDULE	RPI	RPI	RPI	RPI
DIV. I ONLY	14- 15	190	8- 2	99	180	140	140	11	11	
DIV. I NON-CONF.	2- 7	286	0- 0	197	216	268	268	15	15	

TOTALS	RPI 1-25	RPI 26-50	W-L RECORDS	RPI 51-100	RPI 101-999	RPI 201+				
14- 15	0- 3	0- 0	OVERALL	1- 5	13- 7	8- 1				
6- 6	0- 1	0- 0	HOME	0- 3	6- 2	4- 0				
7- 8	0- 1	0- 0	AWAY	1- 2	6- 5	4- 1				
1- 1	0- 1	0- 0	NEUTRAL	0- 0	1- 0	0- 0				
2- 7	0- 0	0- 0	NON-CONFERENCE	0- 2	2- 5	2- 1				
1- 2	0- 0	0- 0	HOME	0- 1	1- 1	1- 0				
1- 5	0- 0	0- 0	AWAY	0- 1	1- 4	1- 1				
0- 0	0- 0	0- 0	NEUTRAL	0- 0	0- 0	0- 0				
12- 8	0- 3	0- 0	CONFERENCE	1- 3	11- 2	6- 0				
5- 4	0- 1	0- 0	HOME	0- 2	5- 1	3- 0				
6- 3	0- 1	0- 0	AWAY	1- 1	5- 1	3- 0				
1- 1	0- 1	0- 0	NEUTRAL	0- 0	1- 0	0- 0				

RPI 1-25				RPI 26-50				RPI 51-100				RPI 101+ Team's RPI: 140			
RPI	S	Opponent	Score	RPI	S	Opponent	Score	RPI	S	Opponent	Score	RPI	S	Opponent	Score
22	A	Green Bay	56 65					55	A	American	72 78	113	A	Saint Francis (PA)	65 79
22	H	Green Bay	42 67					81	A	IUPUI	70 67	124	A	Cleveland St.	66 52
22	N	Green Bay	45 66					81	H	IUPUI	43 65	124	H	Cleveland St.	76 69
								84	A	Wright St.	50 73	131	A	Milwaukee	61 62
								84	H	Wright St.	59 69	131	H	Milwaukee	86 85
								89	H	Bucknell	60 66	131	N	Milwaukee	62 58
												133	A	Robert Morris	52 84
												149	H	Kent St.	44 55
												182	A	Pittsburgh	58 66
												189	A	Oakland	86 76
												189	H	Oakland	48 58
												225	A	Akron	58 75
												254	A	Northern Ky.	60 59
												254	H	Northern Ky.	54 51
												304	A	Loyola Chicago	73 49
												305	H	Northern Ari z.	69 67
												325	A	Detroit Mercy	72 52
												325	H	Detroit Mercy	76 59
												332	A	Ill. -Chicago	71 52
												332	H	Ill. -Chicago	76 63

LAST 12 Division I GAMES:															
				22	N	Green Bay	45 66	332	A	Ill. -Chicago	71 52				
				131	N	Milwaukee	62 58	81	A	IUPUI	70 67				
				124	H	Cleveland St.	76 69	325	A	Detroit Mercy	72 52				
				254	A	Northern Ky.	60 59	189	A	Oakland	86 76				
				22	H	Green Bay	42 67	84	H	Wright St.	59 69				
				131	H	Milwaukee	86 85	254	H	Northern Ky.	54 51				

Non-Div I Games: Ohio Valley 86 59 Penn St. -Beaver 97 40

Youngstown St.