

Average RPI Win:	302	WON-LOST	WINNING	LAST 10	STRENGTH OF	OPP. STRENGTH	TEAM	ADJ.	CONF.	ADJ CONF.
Average RPI Loss:	173	RECORD	PCT. RANK	GAMES	SCHEDULE	OF SCHEDULE	RPI	RPI	RPI	RPI
DIV. I ONLY	9- 17	259	5- 5	241	322	283	283	27	27	
DIV. I NON-CONF.	1- 7	313	0- 0	44	340	277	277	27	27	
TOTALS	RPI 1-25	RPI 26-50	W-L RECORDS	RPI 51-100	RPI 101-150	RPI 150+				
9- 17	0- 1	0- 0	OVERALL	0- 3	0- 4	9- 9				
7- 5	0- 0	0- 0	HOME	0- 2	0- 2	7- 1				
2- 11	0- 1	0- 0	AWAY	0- 1	0- 2	2- 7				
0- 1	0- 0	0- 0	NEUTRAL	0- 0	0- 0	0- 1				
1- 7	0- 1	0- 0	NON-CONFERENCE	0- 1	0- 0	1- 5				
1- 2	0- 0	0- 0	HOME	0- 1	0- 0	1- 1				
0- 4	0- 1	0- 0	AWAY	0- 0	0- 0	0- 3				
0- 1	0- 0	0- 0	NEUTRAL	0- 0	0- 0	0- 1				
8- 10	0- 0	0- 0	CONFERENCE	0- 2	0- 4	8- 4				
6- 3	0- 0	0- 0	HOME	0- 1	0- 2	6- 0				
2- 7	0- 0	0- 0	AWAY	0- 1	0- 2	2- 4				
0- 0	0- 0	0- 0	NEUTRAL	0- 0	0- 0	0- 0				

RPI 1-25				RPI 26-50				RPI 51-100				RPI 101+ Team's RPI: 283			
RPI	S	Opponent	Score	RPI	S	Opponent	Score	RPI	S	Opponent	Score	RPI	S	Opponent	Score
22	A	Texas A&M	55 84					63	H	Toledo	60 76	107	A	Abilene Christian	64 72
								97	H	Central Ark.	41 49	107	H	Abilene Christian	59 72
								99	A	SFA	56 64	131	A	Lamar University	49 65
												131	H	Lamar University	63 74
												161	A	Rice	36 70
												162	A	Texas St.	50 57
												185	H	Texas Southern	64 61
												219	A	New Orleans	54 75
												225	A	UTRGV	46 55
												225	H	UTRGV	65 68
												231	N	UC Santa Barbara	60 66
												286	H	McNeese	77 66
												287	A	Nicholls St.	54 74
												287	H	Nicholls St.	65 60
												293	H	Northwestern St.	60 51
												328	A	Southeastern La.	69 53
												328	H	Southeastern La.	77 61
												332	A	Incarnate Word	56 63
												332	H	Incarnate Word	68 65
												338	A	Houston Baptist	51 56
												338	H	Houston Baptist	68 51
												340	A	Sam Houston St.	63 37
LAST 12 Division I GAMES:															
332	H	Incarnate Word	68 65	328	A	Southeastern La.	69 53								
338	H	Houston Baptist	68 51	338	A	Houston Baptist	51 56								
286	H	McNeese	77 66	107	H	Abilene Christian	59 72								
107	A	Abilene Christian	64 72	287	H	Nicholls St.	65 60								
131	H	Lamar University	63 74	131	A	Lamar University	49 65								
332	A	Incarnate Word	56 63	340	A	Sam Houston St.	63 37								

Non-Div I Games: Schreiner 73 44 Okla. Panhandle 66 40 Montana Tech 83 50

A&M-Corpus Christi

Loss, Non-Conf, S Site, H Home A Away N Neutral

Average RPI Win:	259	WON-LOST	WINNING	LAST 10	STRENGTH OF	OPP. STRENGTH	TEAM	ADJ.	CONF.	ADJ CONF.
Average RPI Loss:	115	RECORD	PCT. RANK	GAMES	SCHEDULE	OF SCHEDULE	RPI	RPI	RPI	RPI
DIV. I ONLY	19- 8	67	9- 1	204	282	107	107	27	27	
DIV. I NON-CONF.	3- 6	230	0- 0	85	108	187	187	27	27	
TOTALS	RPI 1-25	RPI 26-50	W-L RECORDS	RPI 51-100	RPI 101-150	RPI 150+				
19- 8	0- 3	0- 0	OVERALL	2- 2	2- 0	15- 3				
10- 2	0- 0	0- 0	HOME	1- 1	2- 0	7- 1				
8- 6	0- 3	0- 0	AWAY	1- 1	0- 0	7- 2				
1- 0	0- 0	0- 0	NEUTRAL	0- 0	0- 0	1- 0				
3- 6	0- 3	0- 0	NON-CONFERENCE	0- 0	1- 0	2- 3				
2- 1	0- 0	0- 0	HOME	0- 0	1- 0	1- 1				
0- 5	0- 3	0- 0	AWAY	0- 0	0- 0	0- 2				
1- 0	0- 0	0- 0	NEUTRAL	0- 0	0- 0	1- 0				
16- 2	0- 0	0- 0	CONFERENCE	2- 2	1- 0	13- 0				
8- 1	0- 0	0- 0	HOME	1- 1	1- 0	6- 0				
8- 1	0- 0	0- 0	AWAY	1- 1	0- 0	7- 0				
0- 0	0- 0	0- 0	NEUTRAL	0- 0	0- 0	0- 0				

RPI 1-25				RPI 26-50				RPI 51-100				RPI 101+ Team's RPI: 107			
RPI	S	Opponent	Score	RPI	S	Opponent	Score	RPI	S	Opponent	Score	RPI	S	Opponent	Score
7	A	Baylor	34 79					97	A	Central Ark.	70 80	131	H	Lamar University	77 59
22	A	Texas A&M	45 71					97	H	Central Ark.	83 76	148	H	Omaha	73 66
23	A	Missouri	46 52					99	A	SFA	80 73	178	A	UTSA	68 71
								99	H	SFA	61 70	182	A	Wichita St.	62 81
												219	H	New Orleans	68 55
												225	H	UTRGV	70 54
												264	N	Murray St.	81 57
												283	A	A&M-Corpus Christi	72 59
												283	H	A&M-Corpus Christi	72 64
												286	H	McNeese	77 65
												287	A	Nicholls St.	89 73
												293	A	Northwestern St.	75 74
												293	H	Northwestern St.	79 57
												311	H	UMKC	68 71
												328	A	Southeastern La.	82 57
												332	A	Incarinate Word	75 66
												332	H	Incarinate Word	68 45
												338	A	Houston Baptist	89 60
												340	A	Sam Houston St.	72 39
												340	H	Sam Houston St.	78 56
LAST 12 Division I GAMES:															
338	A	Houston Baptist	89 60	293	H	Northwestern St.	79 57								
332	H	Incarinate Word	68 45	97	A	Central Ark.	70 80								
340	A	Sam Houston St.	72 39	340	H	Sam Houston St.	78 56								
283	H	A&M-Corpus Christi	72 64	283	A	A&M-Corpus Christi	72 59								
293	A	Northwestern St.	75 74	286	H	McNeese	77 65								
99	A	SFA	80 73	332	A	Incarinate Word	75 66								

Non-Div I Games: Harding 74 62 Sul Ross St. 106 58 Howard Payne 87 52

Abilene Christian

Loss, Non-Conf, S Site, H Home A Away N Neutral

Air Force

Through Games Of March 7, 2017

Average RPI Win:	282	WON-LOST	WINNING	LAST 10	STRENGTH OF	OPP. STRENGTH	TEAM	ADJ.	CONF.	ADJ CONF.
Average RPI Loss:	162	RECORD	PCT. RANK	GAMES	SCHEDULE	OF SCHEDULE	RPI	RPI	RPI	RPI
DIV. I ONLY	4- 25	333	1- 9	199	212	322	322	13	13	
DIV. I NON-CONF.	2- 8	288	0- 0	290	309	326	326	15	15	
TOTALS	RPI 1-25	RPI 26-50	W-L RECORDS	RPI 51-100	RPI 101-150	RPI 150+				
4- 25	0- 0	0- 1	OVERALL	0- 6	0- 5	4- 13				
2- 12	0- 0	0- 1	HOME	0- 3	0- 3	2- 5				
2- 12	0- 0	0- 0	AWAY	0- 3	0- 2	2- 7				
0- 1	0- 0	0- 0	NEUTRAL	0- 0	0- 0	0- 1				
2- 8	0- 0	0- 0	NON-CONFERENCE	0- 0	0- 4	2- 4				
1- 4	0- 0	0- 0	HOME	0- 0	0- 3	1- 1				
1- 4	0- 0	0- 0	AWAY	0- 0	0- 1	1- 3				
0- 0	0- 0	0- 0	NEUTRAL	0- 0	0- 0	0- 0				
2- 17	0- 0	0- 1	CONFERENCE	0- 6	0- 1	2- 9				
1- 8	0- 0	0- 1	HOME	0- 3	0- 0	1- 4				
1- 8	0- 0	0- 0	AWAY	0- 3	0- 1	1- 4				
0- 1	0- 0	0- 0	NEUTRAL	0- 0	0- 0	0- 1				

RPI S	Opponent	Score	RPI S	Opponent	Score	RPI S	Opponent	Score	RPI S	Opponent	Score	Team's RPI: 322
48	H Colorado St.	35 72	62	A Boise St.	48 72	108	A Colorado	68 95				
			62	H Boise St.	59 69	110	H Vanderbilt	49 75				
			89	A UNLV	38 52	121	H Northern Colo.	44 71				
			89	H UNLV	56 60	136	H Navy	46 64				
			96	A Wyoming	41 73	149	A New Mexico	64 81				
			96	H Wyoming	54 66	154	A Army West Point	47 75				
						157	A Fresno St.	40 63				
						157	H Fresno St.	56 72				
						187	A Utah St.	62 65				
						187	H Utah St.	64 61				
						187	N Utah St.	40 46				
						199	A San Jose St.	74 86				
						199	H San Jose St.	67 83				
						238	H Weber St.	61 76				
						266	A San Diego St.	62 59				
						266	H San Diego St.	51 64				
						280	A Eastern Mich.	44 65				
						282	A Nevada	58 65				
						282	H Nevada	51 56				
						308	A Denver	52 65				
						334	H Utah Valley	64 53				
						339	A Fairleigh Dickinson	56 48				
LAST 12 Division I GAMES:												
187	N Utah St.	40 46	282	A Nevada	58 65							
62	A Boise St.	48 72	62	H Boise St.	59 69							
266	H San Diego St.	51 64	149	A New Mexico	64 81							
187	H Utah St.	64 61	96	A Wyoming	41 73							
89	A UNLV	38 52	157	H Fresno St.	56 72							
199	H San Jose St.	67 83	266	A San Diego St.	62 59							

Non-Div I Games:

Air Force

■ Loss,
 ■ Non-Conf, S Site,
 ■ Home
 ■ Away
 N Neutral

Average RPI Win: 259	WON-LOST	WINNING	LAST 10	STRENGTH OF	OPP. STRENGTH	TEAM	ADJ.	CONF.	ADJ CONF.
Average RPI Loss: 122	RECORD	PCT. RANK	GAMES	SCHEDULE	OF SCHEDULE	RPI	RPI	RPI	RPI
DIV. I ONLY	7- 21	305	0- 10	118	151	236	236	10	10
DIV. I NON-CONF.	5- 4	143	0- 0	232	256	158	158	11	11
TOTALS	RPI 1-25	RPI 26-50	W-L RECORDS	RPI 51-100	RPI 101-150	RPI 150+			
7- 21	0- 0	0- 2	OVERALL	1- 8	0- 5	6- 6			
1- 10	0- 0	0- 0	HOME	0- 4	0- 3	1- 3			
6- 10	0- 0	0- 1	AWAY	1- 4	0- 2	5- 3			
0- 1	0- 0	0- 1	NEUTRAL	0- 0	0- 0	0- 0			
5- 4	0- 0	0- 1	NON-CONFERENCE	0- 2	0- 1	5- 0			
0- 2	0- 0	0- 0	HOME	0- 1	0- 1	0- 0			
5- 1	0- 0	0- 0	AWAY	0- 1	0- 0	5- 0			
0- 1	0- 0	0- 1	NEUTRAL	0- 0	0- 0	0- 0			
2- 17	0- 0	0- 1	CONFERENCE	1- 6	0- 4	1- 6			
1- 8	0- 0	0- 0	HOME	0- 3	0- 2	1- 3			
1- 9	0- 0	0- 1	AWAY	1- 3	0- 2	0- 3			
0- 0	0- 0	0- 0	NEUTRAL	0- 0	0- 0	0- 0			

RPI 1-25				RPI 26-50				RPI 51-100				RPI 101+				Team's RPI: 236	
RPI	S	Opponent	Score	RPI	S	Opponent	Score	RPI	S	Opponent	Score	RPI	S	Opponent	Score		
				29	N	Elon	62 65	63	A	Toledo	37 65	101	A	Buffalo	51 81		
				39	A	Central Mich.	62 89	63	H	Toledo	57 61	101	H	Buffalo	55 81		
								65	A	Ohio	48 62	117	A	Ball St.	70 80		
								65	H	Ohio	69 85	117	H	Ball St.	63 90		
								72	H	Bucknell	47 61	125	H	Duquesne	57 67		
								84	A	Penn St.	71 84	171	A	Western Mich.	60 73		
								90	A	Northern Ill.	84 55	171	H	Western Mich.	57 73		
								92	A	Kent St.	69 73	245	A	Miami (OH)	49 54		
								92	H	Kent St.	58 72	245	H	Miami (OH)	62 66		
												253	A	Canisius	73 64		
												254	A	Bowling Green	50 86		
												254	H	Bowling Green	58 62		
												262	A	Georgia St.	78 66		
												270	A	Eastern Ky.	63 57		
												280	H	Eastern Mich.	80 62		
												319	A	Youngstown St.	76 74		
												342	A	Winthrop	80 59		
LAST 12 Division I GAMES:																	
				63	A	Toledo	37 65	63	H	Toledo	57 61						
				65	A	Ohio	48 62	92	H	Kent St.	58 72						
				101	H	Buffalo	55 81	245	A	Miami (OH)	49 54						
				92	A	Kent St.	69 73	254	A	Bowling Green	50 86						
				245	H	Miami (OH)	62 66	117	H	Ball St.	63 90						
				101	A	Buffalo	51 81	280	H	Eastern Mich.	80 62						

Non-Div I Games: Ohio Christian 69 52 Malone 63 52

Akron

■ Loss,
 ■ Non-Conf, S Site,
 ■ Home
 ■ Away
 N Neutral

Alabama

Through Games Of March 7, 2017

Average RPI Win:	190	WON-LOST	WINNING	LAST 10	STRENGTH OF	OPP. STRENGTH	TEAM	ADJ.	CONF.	ADJ CONF.
Average RPI Loss:	52	RECORD	PCT. RANK	GAMES	SCHEDULE	OF SCHEDULE	RPI	RPI	RPI	RPI
DIV. I ONLY	19- 13	115	4- 6	136	45	132	132	2	2	
DIV. I NON-CONF.	12- 1	7	0- 0	342	282	129	129	2	2	
TOTALS	RPI 1-25	RPI 26-50	W-L RECORDS	RPI 51-100	RPI 101-150	RPI 150+				
19- 13	3- 6	1- 2	OVERALL	1- 3	3- 1	11- 1				
12- 6	1- 3	0- 1	HOME	1- 1	1- 0	9- 1				
3- 6	1- 2	1- 1	AWAY	0- 2	1- 1	0- 0				
4- 1	1- 1	0- 0	NEUTRAL	0- 0	1- 0	2- 0				
12- 1	0- 0	0- 0	NON-CONFERENCE	1- 1	0- 0	11- 0				
10- 0	0- 0	0- 0	HOME	1- 0	0- 0	9- 0				
0- 1	0- 0	0- 0	AWAY	0- 1	0- 0	0- 0				
2- 0	0- 0	0- 0	NEUTRAL	0- 0	0- 0	2- 0				
7- 12	3- 6	1- 2	CONFERENCE	0- 2	3- 1	0- 1				
2- 6	1- 3	0- 1	HOME	0- 1	1- 0	0- 1				
3- 5	1- 2	1- 1	AWAY	0- 1	1- 1	0- 0				
2- 1	1- 1	0- 0	NEUTRAL	0- 0	1- 0	0- 0				

RPI	S	Opponent	Score	RPI	S	Opponent	Score	RPI	S	Opponent	Score	RPI	S	Opponent	Score	Team's RPI: 132
3	A	South Carolina	45 93	36	A	LSU	41 48	58	H	Georgia Tech	67 65	110	A	Vanderbilt	80 87	
5	H	Mississippi St.	54 67	46	A	Auburn	63 61	68	A	Georgetown	59 70	110	N	Vanderbilt	77 57	
14	H	Kentucky	54 71	46	H	Auburn	55 66	82	H	Florida	56 66	118	A	Ole Miss	65 57	
14	N	Kentucky	55 65					85	A	Georgia	65 71	118	H	Ole Miss	90 80	
20	H	Tennessee	65 57									172	H	Arkansas	50 68	
20	N	Tennessee	72 64									186	H	Kansas	71 65	
22	A	Texas A&M	48 69									219	H	New Orleans	78 57	
23	A	Missouri	59 58									249	H	Ga. Southern	66 48	
23	H	Missouri	56 65									262	H	Georgia St.	80 57	
												286	N	McNeese	84 63	
												298	H	Lipscomb	82 35	
												300	N	UTEP	78 60	
												305	H	Alcorn	93 43	
												310	H	Mississippi Val.	93 44	
												329	H	Florida A&M	81 46	
												349	H	Alabama A&M	97 29	
LAST 12 Division I GAMES:																
14	N	Kentucky	55 65	20	H	Tennessee	65 57									
20	N	Tennessee	72 64	82	H	Florida	56 66									
110	N	Vanderbilt	77 57	22	A	Texas A&M	48 69									
23	H	Missouri	56 65	36	A	LSU	41 48									
85	A	Georgia	65 71	46	H	Auburn	55 66									
46	A	Auburn	63 61	110	A	Vanderbilt	80 87									

Non-Div I Games:

Alabama

■ Loss,
 ■ Non-Conf,
 ■ S Site,
 ■ H Home
 ■ A Away
 N Neutral

Alabama A&M

Through Games Of March 7, 2017

Average RPI Win:	0	WON-LOST	WINNING	LAST 10	STRENGTH OF	OPP. STRENGTH	TEAM	ADJ.	CONF.	ADJ CONF.
Average RPI Loss:	238	RECORD	PCT. RANK	GAMES	SCHEDULE	OF SCHEDULE	RPI	RPI	RPI	RPI
DIV. I ONLY	0- 25	348	0- 10	316	337	349	349	30	30	
DIV. I NON-CONF.	0- 7	335	0- 0	191	238	339	339	30	30	
TOTALS	RPI 1-25	RPI 26-50	W-L RECORDS	RPI 51-100	RPI 101-150	RPI 150+				
0- 25	0- 0	0- 1	OVERALL	0- 0	0- 2	0- 22				
0- 9	0- 0	0- 0	HOME	0- 0	0- 0	0- 9				
0- 16	0- 0	0- 0	AWAY	0- 0	0- 0	0- 8				
0- 0	0- 0	0- 0	NEUTRAL	0- 0	0- 0	0- 0				
0- 7	0- 0	0- 1	NON-CONFERENCE	0- 0	0- 2	0- 4				
0- 0	0- 0	0- 0	HOME	0- 0	0- 0	0- 0				
0- 7	0- 0	0- 1	AWAY	0- 0	0- 2	0- 4				
0- 0	0- 0	0- 0	NEUTRAL	0- 0	0- 0	0- 0				
0- 18	0- 0	0- 0	CONFERENCE	0- 0	0- 0	0- 18				
0- 9	0- 0	0- 0	HOME	0- 0	0- 0	0- 9				
0- 9	0- 0	0- 0	AWAY	0- 0	0- 0	0- 9				
0- 0	0- 0	0- 0	NEUTRAL	0- 0	0- 0	0- 0				

RPI 1-25				RPI 26-50				RPI 51-100				RPI 101+				Team's RPI: 349	
RPI	S	Opponent	Score	RPI	S	Opponent	Score	RPI	S	Opponent	Score	RPI	S	Opponent	Score		
				40	A	Western Ky.	32 96					120	A	North Carolina	35 80		
												132	A	Alabama	29 97		
												185	A	Texas Southern	51 60		
												185	H	Texas Southern	39 53		
												208	A	Alabama St.	35 62		
												208	H	Alabama St.	37 52		
												209	A	Grambling	57 87		
												209	H	Grambling	53 68		
												221	A	Southern U.	57 69		
												221	H	Southern U.	54 66		
												229	A	Samford	37 61		
												241	A	Evansville	54 63		
												264	A	Murray St.	49 81		
												267	A	Prairie View	47 71		
												267	H	Prairie View	50 63		
												268	A	Southeast Mo. St.	47 75		
												285	A	Ark.-Pine Bluff	57 61		
												285	H	Ark.-Pine Bluff	55 65		
												305	A	Alcorn	42 71		
												305	H	Alcorn	57 73		
												310	A	Mississippi Val.	58 60		
												310	H	Mississippi Val.	52 58		
												333	A	Jackson St.	49 58		
												333	H	Jackson St.	54 64		
LAST 12 Division I GAMES:																	
				209	A	Grambling	57 87					208	A	Alabama St.	35 62		
				333	A	Jackson St.	49 58					285	H	Ark.-Pine Bluff	55 65		
				185	H	Texas Southern	39 53					310	H	Mississippi Val.	52 58		
				267	H	Prairie View	50 63					185	A	Texas Southern	51 60		
				305	A	Alcorn	42 71					267	A	Prairie View	47 71		
				221	A	Southern U.	57 69					305	H	Alcorn	57 73		

Non-Div I Games: Oakwood 68 65 Concordia (AL) 61 58

Alabama A&M

Loss, Non-Conf, S Site, H Home A Away N Neutral

Average RPI Win:	292	WON-LOST	WINNING	LAST 10	STRENGTH OF	OPP. STRENGTH	TEAM	ADJ.	CONF.	ADJ CONF.
Average RPI Loss:	162	RECORD	PCT. RANK	GAMES	SCHEDULE	OF SCHEDULE	RPI	RPI	RPI	RPI
DIV. I ONLY	13- 15	201	6- 4	275	307	208	208	30	30	
DIV. I NON-CONF.	0- 9	335	0- 0	42	22	281	281	30	30	
TOTALS	RPI 1-25	RPI 26-50	W-L RECORDS	RPI 51-100	RPI 101-150	RPI 150+				
13- 15	0- 2	0- 1	OVERALL	0- 1	0- 3	13- 8				
7- 3	0- 0	0- 0	HOME	0- 0	0- 0	7- 3				
6- 12	0- 0	0- 0	AWAY	0- 0	0- 2	6- 3				
0- 0	0- 0	0- 0	NEUTRAL	0- 0	0- 0	0- 0				
0- 9	0- 2	0- 1	NON-CONFERENCE	0- 1	0- 3	0- 2				
0- 0	0- 0	0- 0	HOME	0- 0	0- 0	0- 0				
0- 9	0- 2	0- 1	AWAY	0- 1	0- 3	0- 2				
0- 0	0- 0	0- 0	NEUTRAL	0- 0	0- 0	0- 0				
13- 6	0- 0	0- 0	CONFERENCE	0- 0	0- 0	13- 6				
7- 3	0- 0	0- 0	HOME	0- 0	0- 0	7- 3				
6- 3	0- 0	0- 0	AWAY	0- 0	0- 0	6- 3				
0- 0	0- 0	0- 0	NEUTRAL	0- 0	0- 0	0- 0				

RPI	S	Opponent	Score	RPI	S	Opponent	Score	RPI	S	Opponent	Score	RPI	S	Opponent	Score	Team's RPI: 208
5	A	Mississippi St.	47 90	36	A	LSU	40 93	58	A	Georgia Tech	48 70	118	A	Southern Miss.	43 70	
25	A	Ohio St.	61 118									120	A	North Carolina	54 84	
												123	A	Troy	66 95	
												185	A	Texas Southern	48 52	
												185	H	Texas Southern	50 55	
												209	A	Grambling	83 76	
												209	H	Grambling	45 60	
												221	A	Southern U.	53 59	
												221	H	Southern U.	75 70	
												229	A	Samford	49 63	
												267	A	Prairie View	75 61	
												267	H	Prairie View	74 61	
												285	A	Ark.-Pine Bluff	74 62	
												285	H	Ark.-Pine Bluff	51 52	
												285	H	Ark.-Pine Bluff	48 46	
												296	A	Savannah St.	39 54	
												305	A	Alcorn	62 56	
												305	H	Alcorn	72 54	
												310	A	Mississippi Val.	79 73	
												310	H	Mississippi Val.	71 57	
												333	A	Jackson St.	62 68	
												333	H	Jackson St.	73 64	
												349	A	Alabama A&M	52 37	
												349	H	Alabama A&M	62 35	
LAST 12 Division I GAMES:																
285	H	Ark.-Pine Bluff	48 46	305	A	Alcorn	62 56									
333	A	Jackson St.	62 68	349	H	Alabama A&M	62 35									
209	A	Grambling	83 76	310	H	Mississippi Val.	71 57									
267	H	Prairie View	74 61	285	H	Ark.-Pine Bluff	51 52									
185	H	Texas Southern	50 55	267	A	Prairie View	75 61									
221	A	Southern U.	53 59	185	A	Texas Southern	48 52									

Non-Div I Games: Mobile 84 45

Alabama St.

■ Loss,
 ■ Non-Conf,
 ■ S Site,
 ■ Home
 ■ A Away
 N Neutral

Albany (NY)

Through Games Of March 7, 2017

Average RPI Win: 225	WON-LOST	WINNING	LAST 10	STRENGTH OF	OPP. STRENGTH	TEAM	ADJ.	CONF.	ADJ CONF.
Average RPI Loss: 131	RECORD	PCT. RANK	GAMES	SCHEDULE	OF SCHEDULE	RPI	RPI	RPI	RPI
DIV. I ONLY	19- 11	104	9- 1	193	178	113	113	22	22
DIV. I NON-CONF.	5- 7	205	0- 0	151	102	175	175	22	22
TOTALS	RPI 1-25	RPI 26-50	W-L RECORDS	RPI 51-100	RPI 101-150	RPI 150+			
19- 11	0- 2	0- 0	OVERALL	1- 2	1- 3	17- 4			
11- 1	0- 0	0- 0	HOME	1- 0	1- 0	9- 1			
6- 9	0- 1	0- 0	AWAY	0- 2	0- 3	6- 3			
2- 1	0- 1	0- 0	NEUTRAL	0- 0	0- 0	2- 0			
5- 7	0- 2	0- 0	NON-CONFERENCE	0- 1	0- 2	5- 2			
4- 0	0- 0	0- 0	HOME	0- 0	0- 0	4- 0			
1- 6	0- 1	0- 0	AWAY	0- 1	0- 2	1- 2			
0- 1	0- 1	0- 0	NEUTRAL	0- 0	0- 0	0- 0			
14- 4	0- 0	0- 0	CONFERENCE	1- 1	1- 1	12- 2			
7- 1	0- 0	0- 0	HOME	1- 0	1- 0	5- 1			
5- 3	0- 0	0- 0	AWAY	0- 1	0- 1	5- 1			
2- 0	0- 0	0- 0	NEUTRAL	0- 0	0- 0	2- 0			

RPI 1-25				RPI 26-50				RPI 51-100				RPI 101+ Team's RPI: 113			
RPI	S	Opponent	Score	RPI	S	Opponent	Score	RPI	S	Opponent	Score	RPI	S	Opponent	Score
14	A	Kentucky	46 70					70	A	St. John's (NY)	36 54	122	A	Fordham	82 89
15	N	Miami (FL)	53 77					75	A	New Hampshire	58 71	127	A	Maine	71 84
								75	H	New Hampshire	64 55	127	H	Maine	64 60
												134	A	Yale	53 64
												154	H	Army West Point	65 59
												163	H	Fairfield	59 45
												177	H	Siena	88 86
												183	A	Hartford	58 52
												183	H	Hartford	82 71
												183	N	Hartford	67 65
												210	A	UMBC	60 63
												210	H	UMBC	56 64
												211	A	Binghamton	67 61
												211	H	Binghamton	80 63
												216	A	Dartmouth	61 69
												226	H	Boston U.	69 54
												248	A	St. Bonaventure	59 67
												261	A	Stony Brook	75 57
												261	H	Stony Brook	64 54
												274	A	Vermont	67 52
												274	H	Vermont	64 53
												274	N	Vermont	65 45
												341	A	Wagner	75 50
												344	A	UMass Lowell	79 60
												344	H	UMass Lowell	93 69
LAST 12 Division I GAMES:															
				183	N	Hartford	67 65					211	H	Binghamton	80 63
				274	N	Vermont	65 45					75	H	New Hampshire	64 55
				183	A	Hartford	58 52					261	A	Stony Brook	75 57
				274	A	Vermont	67 52					344	A	UMass Lowell	79 60
				127	H	Maine	64 60					183	H	Hartford	82 71
				210	A	UMBC	60 63					274	H	Vermont	64 53

Non-Div I Games: Post 85 61

Albany (NY)

■ Loss,
 ■ Non-Conf,
 ■ S Site,
 ■ Home
 ■ A Away
 N Neutral

Average RPI Win: 306	WON-LOST	WINNING	LAST 10	STRENGTH OF	OPP. STRENGTH	TEAM	ADJ.	CONF.	ADJ CONF.
Average RPI Loss: 190	RECORD	PCT. RANK	GAMES	SCHEDULE	OF SCHEDULE	RPI	RPI	RPI	RPI
DIV. I ONLY	9- 21	280	2- 8	282	329	305	305	30	30
DIV. I NON-CONF.	0- 11	335	0- 1	116	240	322	322	30	30
TOTALS	RPI 1-25	RPI 26-50	W-L RECORDS	RPI 51-100	RPI 101-150	RPI 150+			
9- 21	0- 0	0- 0	OVERALL	0- 2	0- 4	9- 15			
6- 5	0- 0	0- 0	HOME	0- 1	0- 0	6- 4			
3- 15	0- 0	0- 0	AWAY	0- 1	0- 1	3- 5			
0- 1	0- 0	0- 0	NEUTRAL	0- 0	0- 0	0- 1			
0- 11	0- 0	0- 0	NON-CONFERENCE	0- 2	0- 4	0- 5			
0- 2	0- 0	0- 0	HOME	0- 1	0- 0	0- 1			
0- 8	0- 0	0- 0	AWAY	0- 1	0- 4	0- 3			
0- 1	0- 0	0- 0	NEUTRAL	0- 0	0- 0	0- 1			
9- 10	0- 0	0- 0	CONFERENCE	0- 0	0- 0	9- 10			
6- 3	0- 0	0- 0	HOME	0- 0	0- 0	6- 3			
3- 7	0- 0	0- 0	AWAY	0- 0	0- 0	3- 7			
0- 0	0- 0	0- 0	NEUTRAL	0- 0	0- 0	0- 0			

RPI 1-25				RPI 26-50				RPI 51-100				RPI 101+				Team's RPI: 305	
RPI	S	Opponent	Score	RPI	S	Opponent	Score	RPI	S	Opponent	Score	RPI	S	Opponent	Score		
								97	A	Central Ark.	45 59	104	A	Texas Tech	37 90		
								97	H	Central Ark.	57 71						
												118	A	Southern Miss.	56 99		
												132	A	Alabama	43 93		
												133	A	Arizona	59 74		
												164	A	TCU	39 95		
												175	A	Houston	70 85		
												185	A	Texas Southern	45 64		
												185	H	Texas Southern	53 57		
												208	A	Alabama St.	54 72		
												208	H	Alabama St.	56 62		
												209	A	Grambling	63 86		
												209	H	Grambling	63 67		
												221	A	Southern U.	67 73		
												221	A	Southern U.	33 45		
												221	H	Southern U.	69 63		
												247	A	Grand Canyon	44 77		
												251	H	Jacksonville St.	66 70		
												267	A	Prairie View	60 69		
												267	H	Prairie View	62 55		
												268	N	Southeast Mo. St.	50 68		
												285	A	Ark.-Pine Bluff	56 61		
												285	H	Ark.-Pine Bluff	70 48		
												310	A	Mississippi Val.	68 60		
												310	H	Mississippi Val.	69 49		
												333	A	Jackson St.	70 53		
												333	H	Jackson St.	74 51		
LAST 12 Division I GAMES:																	
221	A	Southern U.	67 73	208	H	Alabama St.	56 62	285	A	Ark.-Pine Bluff	56 61	310	A	Mississippi Val.	68 60		
268	N	Southeast Mo. St.	50 68	285	A	Ark.-Pine Bluff	56 61	310	A	Mississippi Val.	68 60	310	H	Mississippi Val.	69 49		
267	A	Prairie View	60 69	209	H	Grambling	63 67	333	H	Jackson St.	74 51	333	A	Jackson St.	70 53		
185	A	Texas Southern	45 64	221	H	Southern U.	69 63	221	H	Southern U.	69 63						
221	A	Southern U.	33 45														
349	H	Alabama A&M	71 42														

Non-Div I Games:

Alcorn

■ Loss,
 ■ Non-Conf,
 ■ S Site,
 ■ Home
 ■ A Away
 N Neutral

A
l
c
o
r
n

Alcorn
RPI S Opponent Score

Through Games Of March 7, 2017

RPI	S	Opponent	Score	
349	A	Alabama A&M	73	57
349	H	Alabama A&M	71	42

A
l
c
o
r
n

Alcorn

Average RPI Win:	235	WON-LOST	WINNING	LAST 10	STRENGTH OF	OPP. STRENGTH	TEAM	ADJ.	CONF.	ADJ CONF.
Average RPI Loss:	169	RECORD	PCT. RANK	GAMES	SCHEDULE	OF SCHEDULE	RPI	RPI	RPI	RPI
DIV. I ONLY	15- 15	169	6- 4	185	266	190	190	23	23	
DIV. I NON-CONF.	3- 8	262	0- 0	124	200	242	242	25	25	
TOTALS	RPI 1-25	RPI 26-50	W-L RECORDS	RPI 51-100	RPI 101-150	RPI 150+				
15- 15	0- 0	0- 1	OVERALL	2- 2	1- 4	12- 8				
10- 4	0- 0	0- 0	HOME	2- 0	1- 2	7- 2				
5- 9	0- 0	0- 1	AWAY	0- 2	0- 0	5- 5				
0- 2	0- 0	0- 0	NEUTRAL	0- 0	0- 1	0- 1				
3- 8	0- 0	0- 1	NON-CONFERENCE	1- 1	0- 3	2- 3				
2- 2	0- 0	0- 0	HOME	1- 0	0- 2	1- 0				
1- 4	0- 0	0- 1	AWAY	0- 1	0- 0	1- 2				
0- 2	0- 0	0- 0	NEUTRAL	0- 0	0- 1	0- 1				
12- 7	0- 0	0- 0	CONFERENCE	1- 1	1- 1	10- 5				
8- 2	0- 0	0- 0	HOME	1- 0	1- 0	6- 2				
4- 5	0- 0	0- 0	AWAY	0- 1	0- 1	4- 3				
0- 0	0- 0	0- 0	NEUTRAL	0- 0	0- 0	0- 0				

RPI S	Opponent	Score	RPI S	Opponent	Score	RPI S	Opponent	Score	RPI S	Opponent	Score	Team's RPI: 190
47	A Michigan	33 82	52	H George Washington	66 61	129	H William & Mary	34 48				
			72	A Bucknell	67 73	135	H Delaware	55 56				
			72	H Bucknell	59 47	136	A Navy	44 60				
			84	A Penn St.	65 70	136	H Navy	50 48				
						144	N VCU	62 68				
						154	A Army West Point	51 53				
						154	H Army West Point	57 68				
						170	A La Salle	59 63				
						188	A Hofstra	67 72				
						210	H UMBC	70 53				
						226	A Boston U.	62 71				
						226	H Boston U.	57 51				
						226	H Boston U.	73 62				
						262	N Georgia St.	58 59				
						269	A Loyola Maryland	60 45				
						269	H Loyola Maryland	66 59				
						272	A Colgate	73 62				
						272	H Colgate	68 57				
						299	A Lafayette	76 52				
						299	H Lafayette	75 45				
						304	A Lehigh	70 58				
						304	H Lehigh	68 51				
						317	A Holy Cross	46 51				
						317	H Holy Cross	60 61				
						319	A Youngstown St.	77 64				
LAST 12 Division I GAMES:												
226	H Boston U.	57 51	154	H Army West Point	57 68							
136	A Navy	44 60	226	A Boston U.	62 71							
269	H Loyola Maryland	66 59	304	A Lehigh	70 58							
136	H Navy	50 48	72	H Bucknell	59 47							
317	A Holy Cross	46 51	272	A Colgate	73 62							
299	H Lafayette	75 45	317	H Holy Cross	60 61							

Non-Div I Games:

American

■ Loss,
 ■ Non-Conf,
 ■ S Site,
 ■ Home
 ■ A Away
 N Neutral

Appalachian St.

Through Games Of March 7, 2017

Average RPI Win:	264	WON-LOST	WINNING	LAST 10	STRENGTH OF	OPP. STRENGTH	TEAM	ADJ.	CONF.	ADJ CONF.
Average RPI Loss:	146	RECORD	PCT. RANK	GAMES	SCHEDULE	OF SCHEDULE	RPI	RPI	RPI	RPI
DIV. I ONLY	12- 18	227	4- 6	179	247	215	215	21	21	
DIV. I NON-CONF.	5- 6	186	0- 0	156	211	173	173	19	19	
TOTALS	RPI 1-25	RPI 26-50	W-L RECORDS	RPI 51-100	RPI 101-150	RPI 150+				
12- 18	0- 2	0- 2	OVERALL	0- 3	0- 2	12- 9				
5- 8	0- 0	0- 1	HOME	0- 1	0- 1	5- 5				
5- 10	0- 2	0- 1	AWAY	0- 2	0- 1	5- 4				
2- 0	0- 0	0- 0	NEUTRAL	0- 0	0- 0	2- 0				
5- 6	0- 2	0- 0	NON-CONFERENCE	0- 1	0- 1	5- 2				
2- 2	0- 0	0- 0	HOME	0- 0	0- 1	2- 1				
2- 4	0- 2	0- 0	AWAY	0- 1	0- 0	2- 1				
1- 0	0- 0	0- 0	NEUTRAL	0- 0	0- 0	1- 0				
7- 12	0- 0	0- 2	CONFERENCE	0- 2	0- 1	7- 7				
3- 6	0- 0	0- 1	HOME	0- 1	0- 0	3- 4				
3- 6	0- 0	0- 1	AWAY	0- 1	0- 1	3- 3				
1- 0	0- 0	0- 0	NEUTRAL	0- 0	0- 0	1- 0				

RPI 1-25				RPI 26-50				RPI 51-100				RPI 101+ Team's RPI: 215			
RPI	S	Opponent	Score	RPI	S	Opponent	Score	RPI	S	Opponent	Score	RPI	S	Opponent	Score
17	A	DePaul	58 99	45	A	Little Rock	55 67	58	A	Georgia Tech	52 81	123	A	Troy	77 86
20	A	Tennessee	66 92	45	H	Little Rock	69 77	83	A	UT Arlington	63 74	128	H	Radford	54 57
								83	H	UT Arlington	62 73	155	H	Louisiana	58 68
												162	A	Texas St.	66 64
												162	H	Texas St.	37 53
												202	A	ETSU	71 68
												203	H	Col. of Charleston	62 65
												227	A	Liberty	66 57
												233	A	Richmond	46 55
												238	H	UNC Asheville	81 51
												243	A	South Ala.	41 54
												249	A	Ga. Southern	50 53
												249	H	Ga. Southern	73 48
												255	A	Coastal Caro.	55 60
												255	H	Coastal Caro.	53 56
												255	N	Coastal Caro.	79 58
												262	A	Georgia St.	67 63
												262	H	Georgia St.	55 59
												290	H	N.C. A&T	71 58
												312	N	Gardner-Webb	72 67
												318	A	Arkansas St.	81 72
												318	H	Arkansas St.	76 50
												331	H	La.-Monroe	79 61
LAST 12 Division I GAMES:															
255	N	Coastal Caro.	79 58	262	H	Georgia St.	55 59	249	H	Ga. Southern	73 48				
255	H	Coastal Caro.	53 56	318	A	Arkansas St.	81 72	45	A	Little Rock	55 67				
331	H	La.-Monroe	79 61	83	H	UT Arlington	62 73	162	H	Texas St.	37 53				
155	H	Louisiana	58 68												
243	A	South Ala.	41 54												
123	A	Troy	77 86												

Non-Div I Games:

Appalachian St.

■ Loss,
 ■ Non-Conf,
 ■ S Site,
 ■ Home
 ■ A Away
 N Neutral

Average RPI Win:	179	WON-LOST	WINNING	LAST 10	STRENGTH OF	OPP. STRENGTH	TEAM	ADJ.	CONF.	ADJ CONF.
Average RPI Loss:	53	RECORD	PCT. RANK	GAMES	SCHEDULE	OF SCHEDULE	RPI	RPI	RPI	RPI
DIV. I ONLY	14- 16	193	3- 7	67	36	133	133	1	1	
DIV. I NON-CONF.	9- 2	37	0- 0	308	310	128	128	1	1	
TOTALS	RPI 1-25	RPI 26-50	W-L RECORDS	RPI 51-100	RPI 101-150	RPI 150+				
14- 16	0- 7	1- 3	OVERALL	2- 3	3- 1	8- 2				
9- 7	0- 4	1- 1	HOME	1- 1	1- 0	6- 1				
5- 8	0- 3	0- 1	AWAY	1- 2	2- 1	2- 1				
0- 1	0- 0	0- 1	NEUTRAL	0- 0	0- 0	0- 0				
9- 2	0- 0	0- 0	NON-CONFERENCE	0- 0	1- 0	8- 2				
6- 1	0- 0	0- 0	HOME	0- 0	0- 0	6- 1				
3- 1	0- 0	0- 0	AWAY	0- 0	1- 0	2- 1				
0- 0	0- 0	0- 0	NEUTRAL	0- 0	0- 0	0- 0				
5- 14	0- 7	1- 3	CONFERENCE	2- 3	2- 1	0- 0				
3- 6	0- 4	1- 1	HOME	1- 1	1- 0	0- 0				
2- 7	0- 3	0- 1	AWAY	1- 2	1- 1	0- 0				
0- 1	0- 0	0- 1	NEUTRAL	0- 0	0- 0	0- 0				

RPI	S	Opponent	Score	RPI	S	Opponent	Score	RPI	S	Opponent	Score	RPI	S	Opponent	Score	Team's RPI: 133
4	H	Oregon St.	57 65	34	A	Arizona St.	54 67	53	A	California	60 71	102	A	Washington St.	70 62	
6	A	Stanford	46 73	34	H	Arizona St.	62 58	53	H	California	64 74	102	H	Washington St.	56 55	
6	H	Stanford	55 77	35	H	Oregon	65 79	78	A	Utah	81 70	108	A	Colorado	56 65	
9	A	Washington	55 91	35	N	Oregon	63 70	88	A	Southern California	54 58	140	A	New Mexico St.	74 63	
9	H	Washington	73 90					88	H	Southern California	67 62	186	A	Kansas	51 75	
10	A	UCLA	49 69									187	H	Utah St.	61 57	
10	H	UCLA	56 79									192	A	George Mason	81 70	
												194	H	North Texas	58 62	
												209	H	Grambling	73 46	
												222	H	San Diego	76 59	
												223	H	Portland St.	75 52	
												288	A	Southern Utah	77 65	
												305	H	Alcorn	74 59	
												337	H	Fla. Atlantic	77 67	
LAST 12 Division I GAMES:																
35	N	Oregon	63 70	9	A	Washington	55 91									
88	H	Southern California	67 62	4	H	Oregon St.	57 65									
10	H	UCLA	56 79	35	H	Oregon	65 79									
34	A	Arizona St.	54 67	10	A	UCLA	49 69									
34	H	Arizona St.	62 58	88	A	Southern California	54 58									
102	A	Washington St.	70 62	53	A	California	60 71									

Non-Div I Games:

Arizona

Average RPI Win:	121	WON-LOST	WINNING	LAST 10	STRENGTH OF	OPP. STRENGTH	TEAM	ADJ.	CONF.	ADJ CONF.
Average RPI Loss:	27	RECORD	PCT. RANK	GAMES	SCHEDULE	OF SCHEDULE	RPI	RPI	RPI	RPI
DIV. I ONLY	19- 12	110	5- 5	25	2	34	34	1	1	
DIV. I NON-CONF.	9- 2	37	0- 0	84	48	32	32	1	1	
TOTALS	RPI 1-25	RPI 26-50	W-L RECORDS	RPI 51-100	RPI 101-150	RPI 150+				
19- 12	1- 9	1- 1	OVERALL	8- 1	4- 1	5- 0				
11- 4	0- 4	1- 0	HOME	3- 0	2- 0	5- 0				
6- 6	1- 3	0- 1	AWAY	3- 1	2- 1	0- 0				
2- 2	0- 2	0- 0	NEUTRAL	2- 0	0- 0	0- 0				
9- 2	1- 1	0- 1	NON-CONFERENCE	3- 0	0- 0	5- 0				
6- 0	0- 0	0- 0	HOME	1- 0	0- 0	5- 0				
2- 1	1- 0	0- 1	AWAY	1- 0	0- 0	0- 0				
1- 1	0- 1	0- 0	NEUTRAL	1- 0	0- 0	0- 0				
10- 10	0- 8	1- 0	CONFERENCE	5- 1	4- 1	0- 0				
5- 4	0- 4	1- 0	HOME	2- 0	2- 0	0- 0				
4- 5	0- 3	0- 0	AWAY	2- 1	2- 1	0- 0				
1- 1	0- 1	0- 0	NEUTRAL	1- 0	0- 0	0- 0				

RPI S	Opponent	Score	RPI S	Opponent	Score	RPI S	Opponent	Score	RPI S	Opponent	Score
4	H Oregon St.	45 54	27	A Marquette	63 75	53	A California	54 45	102	A Washington St.	61 58
6	A Stanford	56 66	35	H Oregon	68 63	53	H California	72 62	102	H Washington St.	68 49
6	H Stanford	57 64				70	N St. John's (NY)	54 41	108	A Colorado	71 52
9	A Washington	57 70				78	A Utah	66 44	133	A Arizona	58 62
9	H Washington	54 65				78	N Utah	72 54	133	H Arizona	67 54
10	A UCLA	60 69				81	A Middle Tenn.	69 48	158	H Oral Roberts	79 52
10	H UCLA	52 55				82	H Florida	69 63	199	H San Jose St.	82 37
10	N UCLA	68 77				88	A Southern California	50 65	226	H Boston U.	71 42
14	A Kentucky	73 71				88	H Southern California	69 62	314	H Illinois St.	76 40
16	N Maryland	42 83							317	H Holy Cross	63 33
LAST 12 Division I GAMES:											
10	N UCLA	68 77	9	A Washington	57 70						
78	N Utah	72 54	102	A Washington St.	61 58						
10	H UCLA	52 55	35	H Oregon	68 63						
88	H Southern California	69 62	4	H Oregon St.	45 54						
133	H Arizona	67 54	88	A Southern California	50 65						
133	A Arizona	58 62	10	A UCLA	60 69						

Non-Div I Games:

Arizona St.

Loss, Non-Conf, S Site, H Home A Away N Neutral

Average RPI Win:	273	WON-LOST	WINNING	LAST 10	STRENGTH OF	OPP. STRENGTH	TEAM	ADJ.	CONF.	ADJ CONF.
Average RPI Loss:	210	RECORD	PCT. RANK	GAMES	SCHEDULE	OF SCHEDULE	RPI	RPI	RPI	RPI
DIV. I ONLY	10- 18	253	5- 5	305	330	285	285	30	30	
DIV. I NON-CONF.	1- 8	314	0- 0	109	216	286	286	30	30	
TOTALS	RPI 1-25	RPI 26-50	W-L RECORDS	RPI 51-100	RPI 101-150	RPI 150+				
10- 18	0- 1	0- 1	OVERALL	0- 0	0- 1	10- 15				
5- 5	0- 0	0- 0	HOME	0- 0	0- 0	5- 5				
4- 12	0- 1	0- 1	AWAY	0- 0	0- 1	4- 9				
1- 1	0- 0	0- 0	NEUTRAL	0- 0	0- 0	1- 1				
1- 8	0- 1	0- 1	NON-CONFERENCE	0- 0	0- 1	1- 5				
0- 1	0- 0	0- 0	HOME	0- 0	0- 0	0- 1				
0- 6	0- 1	0- 1	AWAY	0- 0	0- 1	0- 3				
1- 1	0- 0	0- 0	NEUTRAL	0- 0	0- 0	1- 1				
9- 10	0- 0	0- 0	CONFERENCE	0- 0	0- 0	9- 10				
5- 4	0- 0	0- 0	HOME	0- 0	0- 0	5- 4				
4- 6	0- 0	0- 0	AWAY	0- 0	0- 0	4- 6				
0- 0	0- 0	0- 0	NEUTRAL	0- 0	0- 0	0- 0				

RPI 1-25				RPI 26-50				RPI 51-100				RPI 101+ Team's RPI: 285			
RPI	S	Opponent	Score	RPI	S	Opponent	Score	RPI	S	Opponent	Score	RPI	S	Opponent	Score
4	A	Oregon St.	40 73	37	A	South Dakota St.	45 103					117	A	Ball St.	60 88
												181	A	Cincinnati	42 72
												185	A	Texas Southern	71 60
												185	H	Texas Southern	49 45
												189	N	Campbell	31 51
												205	A	Xavier	41 62
												207	A	Illinois	58 70
												208	A	Alabama St.	52 51
												208	A	Alabama St.	46 48
												208	H	Alabama St.	62 74
												209	A	Grambling	54 56
												209	H	Grambling	58 68
												221	A	Southern U.	50 67
												221	H	Southern U.	63 59
												263	H	Austin Peay	55 69
												267	A	Prairie View	57 62
												267	H	Prairie View	64 47
												305	A	Alcorn	48 70
												305	H	Alcorn	61 56
												310	A	Mississippi Val.	54 57
												310	H	Mississippi Val.	63 73
												330	N	Morgan St.	53 44
												333	A	Jackson St.	78 71
												333	H	Jackson St.	56 80
												349	A	Alabama A&M	65 55
												349	H	Alabama A&M	61 57
LAST 12 Division I GAMES:															
208	A	Alabama St.	46 48	305	H	Alcorn	61 56								
310	A	Mississippi Val.	54 57	221	H	Southern U.	63 59								
333	H	Jackson St.	56 80	349	A	Alabama A&M	65 55								
209	H	Grambling	58 68	208	A	Alabama St.	52 51								
267	A	Prairie View	57 62	333	A	Jackson St.	78 71								
185	A	Texas Southern	71 60	209	A	Grambling	54 56								

Non-Div I Games: Philander Smith 88 65 Tougaloo 71 60

Ark.-Pine Bluff

■ Loss,
 ■ Non-Conf,
 ■ S Site,
 ■ Home
 ■ A Away
 N Neutral

Arkansas

Through Games Of March 7, 2017

Average RPI Win: 194	WON-LOST	WINNING	LAST 10	STRENGTH OF	OPP. STRENGTH	TEAM	ADJ.	CONF.	ADJ CONF.
Average RPI Loss: 60	RECORD	PCT. RANK	GAMES	SCHEDULE	OF SCHEDULE	RPI	RPI	RPI	RPI
DIV. I ONLY	13- 17	211	0- 10	101	47	172	172	2	2
DIV. I NON-CONF.	11- 2	23	0- 0	291	202	100	100	2	2
TOTALS	RPI 1-25	RPI 26-50	W-L RECORDS	RPI 51-100	RPI 101-150	RPI 150+			
13- 17	0- 7	0- 3	OVERALL	2- 3	5- 2	6- 2			
9- 8	0- 4	0- 2	HOME	2- 1	2- 0	5- 1			
2- 8	0- 3	0- 1	AWAY	0- 1	2- 2	0- 1			
2- 1	0- 0	0- 0	NEUTRAL	0- 1	1- 0	1- 0			
11- 2	0- 0	0- 0	NON-CONFERENCE	2- 0	3- 0	6- 2			
8- 1	0- 0	0- 0	HOME	2- 0	1- 0	5- 1			
1- 1	0- 0	0- 0	AWAY	0- 0	1- 0	0- 1			
2- 0	0- 0	0- 0	NEUTRAL	0- 0	1- 0	1- 0			
2- 15	0- 7	0- 3	CONFERENCE	0- 3	2- 2	0- 0			
1- 7	0- 4	0- 2	HOME	0- 1	1- 0	0- 0			
1- 7	0- 3	0- 1	AWAY	0- 1	1- 2	0- 0			
0- 1	0- 0	0- 0	NEUTRAL	0- 1	0- 0	0- 0			

RPI S	Opponent	Score	RPI S	Opponent	Score	RPI S	Opponent	Score	RPI S	Opponent	Score	Team's RPI: 172
3	H South Carolina	49 79	36	A LSU	46 53	76	H South Dakota	70 67	104	H Texas Tech	66 60	
5	H Mississippi St.	51 59	36	H LSU	52 53	82	A Florida	53 57	110	A Vanderbilt	64 66	
14	H Kentucky	62 69	46	H Auburn	64 70	82	N Florida	61 71	110	H Vanderbilt	59 56	
20	A Tennessee	46 59				85	H Georgia	66 69	118	A Ole Miss	64 73	
22	A Texas A&M	65 90				98	H Stetson	79 62	132	A Alabama	68 50	
23	A Missouri	56 67							136	N Navy	70 67	
23	H Missouri	46 60							143	A Tulsa	57 50	
									153	A Missouri St.	62 64	
									158	H Oral Roberts	60 70	
									165	N Memphis	91 61	
									259	H Butler	68 50	
									293	H Northwestern St.	65 36	
									331	H La.-Monroe	92 46	
									338	H Houston Baptist	101 40	
									340	H Sam Houston St.	71 39	
LAST 12 Division I GAMES:												
82	N Florida	61 71	82	A Florida	53 57							
46	H Auburn	64 70	3	H South Carolina	49 79							
110	A Vanderbilt	64 66	85	H Georgia	66 69							
20	A Tennessee	46 59	36	A LSU	46 53							
14	H Kentucky	62 69	23	H Missouri	46 60							
23	A Missouri	56 67	110	H Vanderbilt	59 56							

Non-Div I Games:

Arkansas

 Loss,
 Non-Conf,
 S Site,
 H Home
 A Away
N Neutral

Average RPI Win:	251	WON-LOST	WINNING	LAST 10	STRENGTH OF	OPP. STRENGTH	TEAM	ADJ.	CONF.	ADJ CONF.
Average RPI Loss:	163	RECORD	PCT. RANK	GAMES	SCHEDULE	OF SCHEDULE	RPI	RPI	RPI	RPI
DIV. I ONLY	7- 24	312	3- 7	260	158	318	318	21	21	
DIV. I NON-CONF.	2- 10	305	0- 0	253	45	313	313	19	19	
TOTALS	RPI 1-25	RPI 26-50	W-L RECORDS	RPI 51-100	RPI 101-150	RPI 150+				
7- 24	0- 0	0- 3	OVERALL	0- 5	1- 2	6- 14				
5- 7	0- 0	0- 2	HOME	0- 1	1- 1	4- 3				
0- 15	0- 0	0- 1	AWAY	0- 3	0- 1	0- 10				
2- 2	0- 0	0- 0	NEUTRAL	0- 1	0- 0	2- 1				
2- 10	0- 0	0- 1	NON-CONFERENCE	0- 4	1- 0	1- 5				
1- 2	0- 0	0- 1	HOME	0- 1	1- 0	0- 0				
0- 6	0- 0	0- 0	AWAY	0- 2	0- 0	0- 4				
1- 2	0- 0	0- 0	NEUTRAL	0- 1	0- 0	1- 1				
5- 14	0- 0	0- 2	CONFERENCE	0- 1	0- 2	5- 9				
4- 5	0- 0	0- 1	HOME	0- 0	0- 1	4- 3				
0- 9	0- 0	0- 1	AWAY	0- 1	0- 1	0- 6				
1- 0	0- 0	0- 0	NEUTRAL	0- 0	0- 0	1- 0				

RPI 1-25				RPI 26-50				RPI 51-100				RPI 101+				Team's RPI: 318	
RPI	S	Opponent	Score	RPI	S	Opponent	Score	RPI	S	Opponent	Score	RPI	S	Opponent	Score		
				30	H	South Fla.	59 78	53	N	California	55 80	123	A	Troy	77 90		
				45	A	Little Rock	59 73	57	A	Iowa St.	53 105	123	H	Troy	75 83		
				45	H	Little Rock	35 60	80	A	Oklahoma St.	34 76	143	H	Tulsa	83 80		
								82	H	Florida	60 71	155	A	Louisiana	60 72		
								83	A	UT Arlington	58 69	155	H	Louisiana	72 80		
												162	A	Texas St.	43 63		
												182	A	Wichita St.	51 69		
												215	A	Appalachian St.	50 76		
												215	H	Appalachian St.	72 81		
												218	A	UT Martin	63 68		
												243	A	South Ala.	49 71		
												243	H	South Ala.	56 53		
												249	H	Ga. Southern	76 84		
												249	N	Ga. Southern	61 54		
												252	A	Tennessee St.	66 76		
												255	A	Coastal Caro.	55 57		
												255	H	Coastal Caro.	60 52		
												262	H	Georgia St.	59 57		
												263	A	Austin Peay	55 62		
												275	N	Kennesaw St.	70 67		
												297	N	Northern Ky.	78 83		
												331	A	La.-Monroe	51 59		
												331	H	La.-Monroe	71 56		
LAST 12 Division I GAMES:																	
				249	N	Ga. Southern	61 54	83	A	UT Arlington	58 69						
				243	A	South Ala.	49 71	162	A	Texas St.	43 63						
				123	A	Troy	77 90	215	H	Appalachian St.	72 81						
				249	H	Ga. Southern	76 84	255	H	Coastal Caro.	60 52						
				262	H	Georgia St.	59 57	331	A	La.-Monroe	51 59						
				45	H	Little Rock	35 60	155	A	Louisiana	60 72						

Non-Div I Games:

Arkansas St.

■ Loss,
■ Non-Conf,
■ S Site,
■ Home
■ A Away
N Neutral

Army West Point

Through Games Of March 7, 2017

Average RPI Win:	270	WON-LOST	WINNING	LAST 10	STRENGTH OF	OPP. STRENGTH	TEAM	ADJ.	CONF.	ADJ CONF.
Average RPI Loss:	137	RECORD	PCT. RANK	GAMES	SCHEDULE	OF SCHEDULE	RPI	RPI	RPI	RPI
DIV. I ONLY	21- 8	60	8- 2	327	263	154	154	23	23	
DIV. I NON-CONF.	8- 2	49	0- 0	340	263	147	147	25	25	
TOTALS	RPI 1-25	RPI 26-50	W-L RECORDS	RPI 51-100	RPI 101-150	RPI 150+				
21- 8	0- 0	0- 0	OVERALL	0- 3	2- 3	19- 2				
12- 3	0- 0	0- 0	HOME	0- 1	1- 1	11- 1				
9- 5	0- 0	0- 0	AWAY	0- 2	1- 2	8- 1				
0- 0	0- 0	0- 0	NEUTRAL	0- 0	0- 0	0- 0				
8- 2	0- 0	0- 0	NON-CONFERENCE	0- 1	2- 1	6- 0				
5- 0	0- 0	0- 0	HOME	0- 0	1- 0	4- 0				
3- 2	0- 0	0- 0	AWAY	0- 1	1- 1	2- 0				
0- 0	0- 0	0- 0	NEUTRAL	0- 0	0- 0	0- 0				
13- 6	0- 0	0- 0	CONFERENCE	0- 2	0- 2	13- 2				
7- 3	0- 0	0- 0	HOME	0- 1	0- 1	7- 1				
6- 3	0- 0	0- 0	AWAY	0- 1	0- 1	6- 1				
0- 0	0- 0	0- 0	NEUTRAL	0- 0	0- 0	0- 0				

RPI S	Opponent	Score	RPI S	Opponent	Score	RPI S	Opponent	Score	RPI S	Opponent	Score	Team's RPI: 154
						71	A Minnesota	52 70	113	A Albany (NY)	59 65	
						72	A Bucknell	62 68	134	H Yale	59 55	
						72	H Bucknell	56 60	135	A Delaware	61 47	
									136	A Navy	62 67	
									136	H Navy	58 63	
									190	A American	68 57	
									190	H American	53 51	
									216	A Dartmouth	68 60	
									226	A Boston U.	64 52	
									226	H Boston U.	62 66	
									269	A Loyola Maryland	62 71	
									269	H Loyola Maryland	67 48	
									272	A Colgate	76 69	
									272	H Colgate	83 76	
									272	H Colgate	57 47	
									299	A Lafayette	63 55	
									299	H Lafayette	76 73	
									304	A Lehigh	75 71	
									304	H Lehigh	70 52	
									317	A Holy Cross	67 59	
									317	H Holy Cross	60 41	
									322	H Air Force	75 47	
									324	H St. Francis Brooklyn	69 46	
									335	A LIU Brooklyn	68 47	
									339	H Fairleigh Dickinson	86 58	
									341	H Wagner	85 40	
LAST 12 Division I GAMES:												
272	H Colgate	83 76	190	A American	68 57							
226	H Boston U.	62 66	272	H Colgate	57 47							
304	H Lehigh	70 52	269	H Loyola Maryland	67 48							
226	A Boston U.	64 52	299	A Lafayette	63 55							
136	A Navy	62 67	72	A Bucknell	62 68							
317	H Holy Cross	60 41	136	H Navy	58 63							

Non-Div I Games: Mercy 90 48

Army West Point

Loss, Non-Conf, S Site, H Home A Away N Neutral

Average RPI Win:	130	WON-LOST	WINNING	LAST 10	STRENGTH OF	OPP. STRENGTH	TEAM	ADJ.	CONF.	ADJ CONF.
Average RPI Loss:	52	RECORD	PCT. RANK	GAMES	SCHEDULE	OF SCHEDULE	RPI	RPI	RPI	RPI
DIV. I ONLY	17- 14	144	3- 7	15	44	46	46	2	2	
DIV. I NON-CONF.	10- 4	80	0- 0	35	113	36	36	2	2	
TOTALS	RPI 1-25	RPI 26-50	W-L RECORDS	RPI 51-100	RPI 101-150	RPI 150+				
17- 14	1- 7	3- 1	OVERALL	2- 3	6- 3	5- 0				
7- 6	1- 3	2- 0	HOME	1- 1	2- 2	1- 0				
7- 6	0- 4	0- 0	AWAY	1- 1	3- 1	3- 0				
3- 2	0- 0	1- 1	NEUTRAL	0- 1	1- 0	1- 0				
10- 4	0- 1	2- 1	NON-CONFERENCE	1- 1	3- 1	4- 0				
4- 1	0- 0	1- 0	HOME	1- 0	1- 1	1- 0				
3- 2	0- 1	0- 0	AWAY	0- 1	1- 0	2- 0				
3- 1	0- 0	1- 1	NEUTRAL	0- 0	1- 0	1- 0				
7- 10	1- 6	1- 0	CONFERENCE	1- 2	3- 2	1- 0				
3- 5	1- 3	1- 0	HOME	0- 1	1- 1	0- 0				
4- 4	0- 3	0- 0	AWAY	1- 0	2- 1	1- 0				
0- 1	0- 0	0- 0	NEUTRAL	0- 1	0- 0	0- 0				

RPI 1-25				RPI 26-50				Team's RPI: 46		RPI 51-100				RPI 101+			
RPI	S	Opponent	Score	RPI	S	Opponent	Score		RPI	S	Opponent	Score	RPI	S	Opponent	Score	
3	A	South Carolina	41 60	28	N	Drake	85 80		74	A	Tulane	59 61	105	H	Virginia Tech	87 92	
3	H	South Carolina	47 73	36	H	LSU	54 49		82	A	Florida	82 75	110	A	Vanderbilt	64 59	
5	H	Mississippi St.	47 77	41	N	West Virginia	52 56		85	H	Georgia	51 57	117	N	Ball St.	54 40	
14	H	Kentucky	60 64	50	H	Indiana	71 67		85	N	Georgia	52 56	118	A	Ole Miss	59 63	
20	H	Tennessee	79 61						94	H	Jacksonville	53 41	118	H	Ole Miss	83 60	
21	A	Kansas St.	66 71										123	H	Troy	61 52	
22	A	Texas A&M	61 66										132	A	Alabama	66 55	
23	A	Missouri	53 68										132	H	Alabama	61 63	
													145	A	Louisiana Tech	76 66	
													167	A	East Carolina	61 52	
													172	A	Arkansas	70 64	
													234	N	Marist	52 51	
													290	A	N.C. A&T	68 36	
													296	H	Savannah St.	75 46	
LAST 12 Division I GAMES:																	
				85	N	Georgia	52 56		3	A	South Carolina	41 60					
				172	A	Arkansas	70 64		22	A	Texas A&M	61 66					
				36	H	LSU	54 49		5	H	Mississippi St.	47 77					
				132	H	Alabama	61 63		132	A	Alabama	66 55					
				118	A	Ole Miss	59 63		23	A	Missouri	53 68					
				85	H	Georgia	51 57		14	H	Kentucky	60 64					

Through Games of March 7, 2017				Through Games of March 7, 2017						
Average RPI Win: 262		WON-LOST	WINNING	LAST 10	STRENGTH OF	OPP. STRENGTH	TEAM	ADJ.	CONF.	ADJ CONF.
Average RPI Loss: 189		RECORD	PCT. RANK	GAMES	SCHEDULE	OF SCHEDULE	RPI	RPI	RPI	RPI
DIV. I ONLY		12- 16	216	4- 6	295	268	263	263	26	26
DIV. I NON-CONF.		4- 7	224	0- 0	229	248	258	258	26	26

TOTALS	RPI 1-25		RPI 26-50		W-L RECORDS		RPI 51-100		RPI 101-150	RPI 150+
12- 16	0- 0		0- 1		OVERALL		0- 3		0- 1	12- 11
8- 5	0- 0		0- 1		HOME		0- 1		0- 0	8- 3
4- 9	0- 0		0- 0		AWAY		0- 2		0- 1	4- 6
0- 2	0- 0		0- 0		NEUTRAL		0- 0		0- 0	0- 2
4- 7	0- 0		0- 1		NON-CONFERENCE		0- 2		0- 1	4- 3
3- 2	0- 0		0- 1		HOME		0- 0		0- 0	3- 1
1- 4	0- 0		0- 0		AWAY		0- 2		0- 1	1- 1
0- 1	0- 0		0- 0		NEUTRAL		0- 0		0- 0	0- 1
8- 9	0- 0		0- 0		CONFERENCE		0- 1		0- 0	8- 8
5- 3	0- 0		0- 0		HOME		0- 1		0- 0	5- 2
3- 5	0- 0		0- 0		AWAY		0- 0		0- 0	3- 5
0- 1	0- 0		0- 0		NEUTRAL		0- 0		0- 0	0- 1

RPI 1-25				RPI 26-50				RPI 51-100				RPI 101+ Team's RPI: 263			
RPI	S	Opponent	Score	RPI	S	Opponent	Score	RPI	S	Opponent	Score	RPI	S	Opponent	Score
				40	H	Western Ky.	65 85	56	H	Belmont	71 80	118	A	Ole Miss	38 66
								81	A	Middle Tenn.	51 82	179	H	Morehead St.	71 81
								95	A	UCF	43 61	202	H	ETSU	77 74
												206	A	SIUE	69 76
												206	H	SIUE	85 62
												218	A	UT Martin	80 83
												218	H	UT Martin	85 60
												218	N	UT Martin	43 59
												241	A	Evansville	54 68
												245	H	Miami (OH)	58 73
												248	N	St. Bonaventure	57 58
												251	A	Jacksonville St.	45 65
												252	H	Tennessee St.	79 63
												264	A	Murray St.	62 67
												264	H	Murray St.	75 63
												268	A	Southeast Mo. St.	74 64
												268	H	Southeast Mo. St.	84 74
												270	A	Eastern Ky.	71 80
												275	H	Kennesaw St.	68 49
												281	A	Tennessee Tech	87 84
												285	A	Ark.-Pine Bluff	69 55
												301	A	Eastern Ill.	69 59
												301	H	Eastern Ill.	73 78
												318	H	Arkansas St.	62 55
LAST 12 Division I GAMES:															
				218	N	UT Martin	43 59	252	H	Tennessee St.	79 63				
				268	A	Southeast Mo. St.	74 64	270	A	Eastern Ky.	71 80				
				218	H	UT Martin	85 60	268	H	Southeast Mo. St.	84 74				
				301	H	Eastern Ill.	73 78	218	A	UT Martin	80 83				
				206	A	SIUE	69 76	264	H	Murray St.	75 63				
				264	A	Murray St.	62 67	301	A	Eastern Ill.	69 59				

Non-Div I Games:	Trevecca Nazarene	69	51	Christian Bros.	76	57
------------------	-------------------	----	----	-----------------	----	----

Austin Peay

Loss, Non-Conf, S Site, H Home A Away N Neutral

Average RPI Win:	205	WON-LOST	WINNING	LAST 10	STRENGTH OF	OPP. STRENGTH	TEAM	ADJ.	CONF.	ADJ CONF.
Average RPI Loss:	89	RECORD	PCT. RANK	GAMES	SCHEDULE	OF SCHEDULE	RPI	RPI	RPI	RPI
DIV. I ONLY	20- 11	98	7- 3	132	102	87	87	15	15	
DIV. I NON-CONF.	6- 5	148	0- 0	65	14	80	80	13	13	
TOTALS	RPI 1-25	RPI 26-50	W-L RECORDS	RPI 51-100	RPI 101-150	RPI 150+				
20- 11	0- 3	0- 0	OVERALL	2- 3	4- 3	14- 2				
10- 2	0- 2	0- 0	HOME	1- 0	2- 0	7- 0				
6- 7	0- 0	0- 0	AWAY	0- 3	0- 2	6- 2				
4- 2	0- 1	0- 0	NEUTRAL	1- 0	2- 1	1- 0				
6- 5	0- 3	0- 0	NON-CONFERENCE	1- 2	2- 0	3- 0				
1- 2	0- 2	0- 0	HOME	0- 0	0- 0	1- 0				
2- 2	0- 0	0- 0	AWAY	0- 2	0- 0	2- 0				
3- 1	0- 1	0- 0	NEUTRAL	1- 0	2- 0	0- 0				
14- 6	0- 0	0- 0	CONFERENCE	1- 1	2- 3	11- 2				
9- 0	0- 0	0- 0	HOME	1- 0	2- 0	6- 0				
4- 5	0- 0	0- 0	AWAY	0- 1	0- 2	4- 2				
1- 1	0- 0	0- 0	NEUTRAL	0- 0	0- 1	1- 0				

RPI	S	Opponent	Score
4	N	Oregon St.	56 65
9	H	Washington	70 82
19	H	Oklahoma	61 68

RPI	S	Opponent	Score

RPI	S	Opponent	Score
64	A	Gonzaga	52 87
64	H	Gonzaga	71 63
78	A	Utah	60 77
85	A	Georgia	51 81
89	N	UNLV	63 54

RPI	S	Opponent	Score
109	A	St. Mary's (CA)	58 64
109	H	St. Mary's (CA)	70 65
109	N	St. Mary's (CA)	49 59
111	N	Saint Joseph's	71 56
137	A	San Francisco	63 70
137	H	San Francisco	73 61
143	N	Tulsa	71 56
160	A	Santa Clara	63 64
160	H	Santa Clara	72 66
187	A	Utah St.	60 40
204	A	Loyola Marymount	74 77
204	H	Loyola Marymount	76 59
222	A	San Diego	65 47
222	H	San Diego	81 63
222	N	San Diego	75 66
238	H	Weber St.	73 64
244	A	Pacific	68 55
244	H	Pacific	68 50
276	A	Portland	77 38
276	H	Portland	73 60
313	A	Pepperdine	73 47
313	H	Pepperdine	88 49
334	A	Utah Valley	68 50

LAST 12 Division I GAMES:

109	N	St. Mary's (CA)	49 59	137	H	San Francisco	73 61
222	N	San Diego	75 66	313	H	Pepperdine	88 49
64	H	Gonzaga	71 63	276	A	Portland	77 38
276	H	Portland	73 60	64	A	Gonzaga	52 87
109	A	St. Mary's (CA)	58 64	204	A	Loyola Marymount	74 77
222	A	San Diego	65 47	160	H	Santa Clara	72 66

Non-Div I Games:

BYU

■ Loss,
 ■ Non-Conf,
 S Site,
 ■ Home
 ■ Away
 N Neutral

Average RPI Win:	204	WON-LOST	WINNING	LAST 10	STRENGTH OF	OPP. STRENGTH	TEAM	ADJ.	CONF.	ADJ CONF.
Average RPI Loss:	96	RECORD	PCT. RANK	GAMES	SCHEDULE	OF SCHEDULE	RPI	RPI	RPI	RPI
DIV. I ONLY	20- 9	72	7- 3	203	104	117	117	10	10	
DIV. I NON-CONF.	6- 5	148	0- 0	320	120	233	233	11	11	
TOTALS	RPI 1-25	RPI 26-50	W-L RECORDS	RPI 51-100	RPI 101-150	RPI 150+				
20- 9	0- 0	1- 3	OVERALL	3- 4	2- 0	14- 2				
9- 5	0- 0	1- 0	HOME	1- 4	0- 0	7- 1				
10- 2	0- 0	0- 2	AWAY	2- 0	2- 0	6- 0				
1- 2	0- 0	0- 1	NEUTRAL	0- 0	0- 0	1- 1				
6- 5	0- 0	0- 2	NON-CONFERENCE	0- 1	1- 0	5- 2				
3- 2	0- 0	0- 0	HOME	0- 1	0- 0	3- 1				
2- 1	0- 0	0- 1	AWAY	0- 0	1- 0	1- 0				
1- 2	0- 0	0- 1	NEUTRAL	0- 0	0- 0	1- 1				
14- 4	0- 0	1- 1	CONFERENCE	3- 3	1- 0	9- 0				
6- 3	0- 0	1- 0	HOME	1- 3	0- 0	4- 0				
8- 1	0- 0	0- 1	AWAY	2- 0	1- 0	5- 0				
0- 0	0- 0	0- 0	NEUTRAL	0- 0	0- 0	0- 0				

RPI S	Opponent	Score	RPI S	Opponent	Score	RPI S	Opponent	Score	RPI S	Opponent	Score	Team's RPI: 117
39	A Central Mich.	92 101	39	H Central Mich.	81 73	54	H Purdue	42 58	101	A Buffalo	89 75	
40	A Western Ky.	61 68	40	A Western Ky.	61 68	63	A Toledo	51 45	150	A Oakland	66 59	
46	N Auburn	40 54	46	N Auburn	40 54	63	H Toledo	66 76	167	N East Carolina	69 82	
						65	H Ohio	68 72	171	A Western Mich.	83 72	
						90	A Northern Ill.	92 84	171	H Western Mich.	61 56	
						90	H Northern Ill.	96 101	236	A Akron	90 63	
						92	H Kent St.	71 47	236	H Akron	80 70	
									241	H Evansville	84 49	
									245	A Miami (OH)	81 60	
									254	A Bowling Green	75 53	
									254	H Bowling Green	91 70	
									259	A Butler	74 50	
									280	A Eastern Mich.	64 54	
									280	H Eastern Mich.	78 49	
									285	H Ark.-Pine Bluff	88 60	
									290	N N.C. A&T	76 57	
									298	H Lipscomb	74 78	
									345	H Chicago St.	88 53	
LAST 12 Division I GAMES:												
63	H Toledo	66 76	254	H Bowling Green	91 70							
280	A Eastern Mich.	64 54	245	A Miami (OH)	81 60							
39	H Central Mich.	81 73	236	A Akron	90 63							
171	A Western Mich.	83 72	90	H Northern Ill.	96 101							
90	A Northern Ill.	92 84	101	A Buffalo	89 75							
65	H Ohio	68 72	254	A Bowling Green	75 53							

Non-Div I Games: Urbana 93 49

Ball St.

■ Loss,
 ■ Non-Conf,
 ■ S Site,
 ■ Home
 ■ A Away
 N Neutral

Through Games of March 7, 2017										
Average RPI Win:	108	WON-LOST	WINNING	LAST 10	STRENGTH OF	OPP. STRENGTH	TEAM	ADJ.	CONF.	ADJ CONF.
Average RPI Loss:	18	RECORD	PCT. RANK	GAMES	SCHEDULE	OF SCHEDULE	RPI	RPI	RPI	RPI
DIV. I ONLY	30- 3	3	8- 2	30	10	7	7	4	4	
DIV. I NON-CONF.	11- 1	12	0- 0	76	40	7	7	3	3	
TOTALS	RPI 1-25	RPI 26-50	W-L RECORDS	RPI 51-100	RPI 101-150	RPI 150+				
30- 3	10- 2	2- 1	OVERALL	5- 0	4- 0	9- 0				
15- 1	3- 1	1- 0	HOME	2- 0	2- 0	7- 0				
10- 1	4- 1	1- 0	AWAY	2- 0	1- 0	2- 0				
5- 1	3- 0	0- 1	NEUTRAL	1- 0	1- 0	0- 0				
11- 1	4- 1	0- 0	NON-CONFERENCE	1- 0	1- 0	5- 0				
7- 0	1- 0	0- 0	HOME	0- 0	1- 0	5- 0				
1- 1	1- 1	0- 0	AWAY	0- 0	0- 0	0- 0				
3- 0	2- 0	0- 0	NEUTRAL	1- 0	0- 0	0- 0				
19- 2	6- 1	2- 1	CONFERENCE	4- 0	3- 0	4- 0				
8- 1	2- 1	1- 0	HOME	2- 0	1- 0	2- 0				
9- 0	3- 0	1- 0	AWAY	2- 0	1- 0	2- 0				
2- 1	1- 0	0- 1	NEUTRAL	0- 0	1- 0	0- 0				

RPI	S	Opponent	Score
1	A	UConn	61 72
10	H	UCLA	84 70
13	A	Texas	70 67
13	H	Texas	79 85
17	N	DePaul	104 72
19	A	Oklahoma	103 64
19	H	Oklahoma	92 58
20	A	Tennessee	88 66
21	A	Kansas St.	91 49
21	H	Kansas St.	87 57
21	N	Kansas St.	88 71
25	N	Ohio St.	85 68

RPI	S	Opponent	Score
41	A	West Virginia	91 56
41	H	West Virginia	79 73
41	N	West Virginia	66 77

RPI	S	Opponent	Score
57	A	Iowa St.	83 52
57	H	Iowa St.	68 42
80	A	Oklahoma St.	86 50
80	H	Oklahoma St.	89 67
92	N	Kent St.	84 42

RPI	S	Opponent	Score
104	A	Texas Tech	79 61
104	H	Texas Tech	86 48
104	N	Texas Tech	95 63
107	H	Abilene Christian	79 34
162	H	Texas St.	90 24
164	A	TCU	91 73
164	H	TCU	77 54
186	A	Kansas	92 43
186	H	Kansas	90 43
310	H	Mississippi Val.	101 36
328	H	Southeastern La.	109 38
338	H	Houston Baptist	118 43
342	H	Winthrop	140 32

LAST 12 Division I GAMES:

41	N	West Virginia	66 77	80	H	Oklahoma St.	89 67
21	N	Kansas St.	88 71	164	A	TCU	91 73
104	N	Texas Tech	95 63	13	H	Texas	79 85
19	A	Oklahoma	103 64	104	A	Texas Tech	79 61
104	H	Texas Tech	86 48	57	A	Iowa St.	83 52
13	A	Texas	70 67	19	H	Oklahoma	92 58

Non-Div I Games:

Baylor

■ Loss,
 ■ Non-Conf,
 ■ S Site,
 ■ Home
 ■ A Away
 N Neutral

RPI 1-25			
RPI	S	Opponent	Score
11	A	Louisville	50 73

RPI 26-50			
RPI	S	Opponent	Score
26	H	Green Bay	53 62

RPI 51-100				Team's RPI:	56
RPI	S	Opponent	Score		
59	H	IUPUI	78 72		
71	A	Minnesota	74 75		

RPI 101+			
RPI	S	Opponent	Score
123	A	Troy	74 91
157	N	Fresno St.	53 62
174	A	UAB	72 58
179	A	Morehead St.	91 59
179	H	Morehead St.	96 76
204	A	Loyola Marymount	79 72
206	H	SIUE	94 67
218	H	UT Martin	71 66
218	N	UT Martin	83 62
229	A	Samford	73 54
230	A	Presbyterian	83 58
251	A	Jacksonville St.	54 53
251	H	Jacksonville St.	61 52
252	A	Tennessee St.	70 60
252	H	Tennessee St.	87 71
263	A	Austin Peay	80 71
264	A	Murray St.	87 69
268	H	Southeast Mo. St.	89 77
268	N	Southeast Mo. St.	74 59
270	A	Eastern Ky.	73 67
270	H	Eastern Ky.	74 58
270	N	Eastern Ky.	94 64
281	A	Tennessee Tech	85 66
281	H	Tennessee Tech	89 75
298	H	Lipscomb	100 62
301	A	Eastern Ill.	77 58

LAST 12 Division I GAMES:			
270 N Eastern Ky.	94	64	
218 N UT Martin	83	62	
268 N Southeast Mo. St.	74	59	
252 H Tennessee St.	87	71	
179 H Morehead St.	96	76	
270 A Eastern Ky.	73	67	
281 A Tennessee Tech	85	66	
251 H Jacksonville St.	61	52	
264 A Murray St.	87	69	
206 H SIUE	94	67	
252 A Tennessee St.	70	60	
281 H Tennessee Tech	89	75	

Non-Div I Games: Trevecca Nazarene 87 56

RPI	S	Opponent	Score
316	A	Fort Wayne	85 59

Belmont

B
e
l
m
o
n
t

B
e
l
m
o
n
t

Bethune-Cookman

Through Games Of March 7, 2017

Average RPI Win:	287	WON-LOST	WINNING	LAST 10	STRENGTH OF	OPP. STRENGTH	TEAM	ADJ.	CONF.	ADJ CONF.
Average RPI Loss:	192	RECORD	PCT. RANK	GAMES	SCHEDULE	OF SCHEDULE	RPI	RPI	RPI	RPI
DIV. I ONLY	17- 9	96	10- 0	323	341	172	172	32	32	
DIV. I NON-CONF.	2- 8	288	0- 0	226	288	304	304	31	31	
TOTALS	RPI 1-25	RPI 26-50	W-L RECORDS	RPI 51-100	RPI 101-150	RPI 150+				
17- 9	0- 0	0- 0	OVERALL	0- 3	0- 1	17- 5				
8- 1	0- 0	0- 0	HOME	0- 0	0- 0	8- 1				
8- 7	0- 0	0- 0	AWAY	0- 3	0- 1	8- 3				
1- 1	0- 0	0- 0	NEUTRAL	0- 0	0- 0	1- 1				
2- 8	0- 0	0- 0	NON-CONFERENCE	0- 3	0- 1	2- 4				
1- 0	0- 0	0- 0	HOME	0- 0	0- 0	1- 0				
0- 7	0- 0	0- 0	AWAY	0- 3	0- 1	0- 3				
1- 1	0- 0	0- 0	NEUTRAL	0- 0	0- 0	1- 1				
15- 1	0- 0	0- 0	CONFERENCE	0- 0	0- 0	15- 1				
7- 1	0- 0	0- 0	HOME	0- 0	0- 0	7- 1				
8- 0	0- 0	0- 0	AWAY	0- 0	0- 0	8- 0				
0- 0	0- 0	0- 0	NEUTRAL	0- 0	0- 0	0- 0				

RPI 1-25				RPI 26-50				RPI 51-100				RPI 101+ Team's RPI: 172			
RPI	S	Opponent	Score	RPI	S	Opponent	Score	RPI	S	Opponent	Score	RPI	S	Opponent	Score
								94	A	Jacksonville	63 69	112	A	Clemson	38 59
								95	A	UCF	43 70	166	H	Hampton	66 56
								98	A	Stetson	60 63	206	N	SIUE	83 78
												213	H	Howard	75 54
												221	A	Southern U.	59 61
												252	N	Tennessee St.	60 69
												260	A	UMES	61 33
												260	H	UMES	56 59
												267	A	Prairie View	64 66
												273	A	Norfolk St.	68 58
												273	H	Norfolk St.	53 44
												290	A	N.C. A&T	65 60
												291	A	Coppin St.	76 56
												291	H	Coppin St.	71 52
												294	H	North Florida	52 50
												296	A	Savannah St.	38 31
												328	A	Southeastern La.	63 75
												329	A	Florida A&M	64 41
												329	H	Florida A&M	66 53
												330	H	Morgan St.	50 48
												336	A	N.C. Central	62 52
												347	H	Delaware St.	72 58
												348	A	South Carolina St.	64 34
LAST 12 Division I GAMES:															
329	H	Florida A&M	66 53	291	A	Coppin St.	76 56								
290	A	N.C. A&T	65 60	213	H	Howard	75 54								
336	A	N.C. Central	62 52	347	H	Delaware St.	72 58								
273	H	Norfolk St.	53 44	273	A	Norfolk St.	68 58								
166	H	Hampton	66 56	260	H	UMES	56 59								
260	A	UMES	61 33	329	A	Florida A&M	64 41								

Non-Div I Games: Edward Waters 55 45 Flagler 76 53

Bethune-Cookman

■ Loss,
 ■ Non-Conf,
 ■ S Site,
 ■ Home
 ■ A Away
 N Neutral

Binghamton

Through Games Of March 7, 2017

Average RPI Win:	248	WON-LOST	WINNING	LAST 10	STRENGTH OF	OPP. STRENGTH	TEAM	ADJ.	CONF.	ADJ CONF.
Average RPI Loss:	142	RECORD	PCT. RANK	GAMES	SCHEDULE	OF SCHEDULE	RPI	RPI	RPI	RPI
DIV. I ONLY	11- 17	233	4- 6	145	257	211	211	22	22	
DIV. I NON-CONF.	3- 8	262	0- 0	95	318	209	209	22	22	
TOTALS	RPI 1-25	RPI 26-50	W-L RECORDS	RPI 51-100	RPI 101-150	RPI 150+				
11- 17	0- 0	0- 0	OVERALL	1- 4	1- 6	9- 7				
5- 8	0- 0	0- 0	HOME	0- 2	1- 2	4- 4				
6- 8	0- 0	0- 0	AWAY	1- 2	0- 3	5- 3				
0- 1	0- 0	0- 0	NEUTRAL	0- 0	0- 1	0- 0				
3- 8	0- 0	0- 0	NON-CONFERENCE	1- 2	0- 2	2- 4				
0- 5	0- 0	0- 0	HOME	0- 1	0- 1	0- 3				
3- 3	0- 0	0- 0	AWAY	1- 1	0- 1	2- 1				
0- 0	0- 0	0- 0	NEUTRAL	0- 0	0- 0	0- 0				
8- 9	0- 0	0- 0	CONFERENCE	0- 2	1- 4	7- 3				
5- 3	0- 0	0- 0	HOME	0- 1	1- 1	4- 1				
3- 5	0- 0	0- 0	AWAY	0- 1	0- 2	3- 2				
0- 1	0- 0	0- 0	NEUTRAL	0- 0	0- 1	0- 0				

RPI 1-25			RPI 26-50			RPI 51-100				RPI 101+		Team's RPI: 211			
RPI	S	Opponent	Score	RPI	S	Opponent	Score	RPI	S	Opponent	Score				
								55	A	Penn	61 48	113	A	Albany (NY)	63 80
								65	A	Ohio	55 63	113	H	Albany (NY)	61 67
								72	H	Bucknell	57 67	126	H	Cornell	51 54
								75	A	New Hampshire	69 76	127	A	Maine	49 62
								75	H	New Hampshire	62 70	127	H	Maine	58 52
												127	N	Maine	40 57
												134	A	Yale	48 57
												152	H	Brown	72 83
												183	A	Hartford	73 76
												183	H	Hartford	60 59
												193	H	Sacred Heart	69 77
												195	H	Columbia	65 75
												196	A	Providence	58 71
												210	A	UMBC	45 53
												210	H	UMBC	69 62
												261	A	Stony Brook	48 40
												261	H	Stony Brook	59 74
												274	A	Vermont	64 55
												274	H	Vermont	76 61
												320	A	NJIT	68 44
												339	A	Fairleigh Dickinson	80 69
												344	A	UMass Lowell	58 48
												344	H	UMass Lowell	69 54
LAST 12 Division I GAMES:															
				127	N	Maine	40 57		274	H	Vermont	76 61			
				127	A	Maine	49 62		344	H	UMass Lowell	69 54			
				183	H	Hartford	60 59		210	A	UMBC	45 53			
				261	H	Stony Brook	59 74		127	H	Maine	58 52			
				75	A	New Hampshire	69 76		183	A	Hartford	73 76			
				113	A	Albany (NY)	63 80		261	A	Stony Brook	48 40			

Non-Div I Games: Georgian Court 74 53 Misericordia 77 54

Binghamton

Loss, Non-Conf, S Site, H Home A Away N Neutral

Average RPI Win: 180	WON-LOST	WINNING	LAST 10	STRENGTH OF	OPP. STRENGTH	TEAM	ADJ.	CONF.	ADJ CONF.
Average RPI Loss: 147	RECORD	PCT. RANK	GAMES	SCHEDULE	OF SCHEDULE	RPI	RPI	RPI	RPI
DIV. I ONLY	21- 7	39	8- 2	146	128	62	62	13	13
DIV. I NON-CONF.	8- 1	19	0- 0	130	97	23	23	15	15
TOTALS	RPI 1-25	RPI 26-50	W-L RECORDS	RPI 51-100	RPI 101-150	RPI 150+			
21- 7	0- 1	1- 1	OVERALL	2- 1	6- 1	12- 3			
12- 2	0- 0	0- 1	HOME	1- 1	2- 0	9- 0			
7- 5	0- 1	1- 0	AWAY	1- 0	2- 1	3- 3			
2- 0	0- 0	0- 0	NEUTRAL	0- 0	2- 0	0- 0			
8- 1	0- 1	0- 0	NON-CONFERENCE	0- 0	4- 0	4- 0			
5- 0	0- 0	0- 0	HOME	0- 0	1- 0	4- 0			
2- 1	0- 1	0- 0	AWAY	0- 0	2- 0	0- 0			
1- 0	0- 0	0- 0	NEUTRAL	0- 0	1- 0	0- 0			
13- 6	0- 0	1- 1	CONFERENCE	2- 1	2- 1	8- 3			
7- 2	0- 0	0- 1	HOME	1- 1	1- 0	5- 0			
5- 4	0- 0	1- 0	AWAY	1- 0	0- 1	3- 3			
1- 0	0- 0	0- 0	NEUTRAL	0- 0	1- 0	0- 0			

RPI 1-25				RPI 26-50				RPI 51-100				Team's RPI: 62		RPI 101+			
RPI	S	Opponent	Score	RPI	S	Opponent	Score	RPI	S	Opponent	Score			RPI	S	Opponent	Score
9	A	Washington	66 92	48	A	Colorado St.	51 45	89	H	UNLV	55 58			102	A	Washington St.	77 73
				48	H	Colorado St.	53 60	96	A	Wyoming	53 43			109	A	St. Mary's (CA)	83 78
								96	H	Wyoming	64 54			114	N	Charlotte	68 65
														138	H	Eastern Wash.	67 64
														149	A	New Mexico	68 75
														149	H	New Mexico	64 62
														149	N	New Mexico	64 62
														157	A	Fresno St.	66 48
														157	H	Fresno St.	67 66
														187	A	Utah St.	63 65
														187	H	Utah St.	76 56
														199	A	San Jose St.	69 61
														199	H	San Jose St.	86 64
														214	H	Seattle U	73 68
														223	H	Portland St.	94 76
														237	H	Hawaii	61 49
														266	A	San Diego St.	77 84
														276	H	Portland	74 60
														282	A	Nevada	62 69
														282	H	Nevada	77 74
														322	A	Air Force	69 59
														322	H	Air Force	72 48
LAST 12 Division I GAMES:																	
				149	N	New Mexico	64 62					149	H	New Mexico	64 62		
				322	H	Air Force	72 48					322	A	Air Force	69 59		
				157	A	Fresno St.	66 48					187	A	Utah St.	63 65		
				199	A	San Jose St.	69 61					48	H	Colorado St.	53 60		
				282	H	Nevada	77 74					96	H	Wyoming	64 54		
				96	A	Wyoming	53 43					282	A	Nevada	62 69		

Non-Div I Games: Southern Ore. 89 45 Concordia Portland 71 40

Boise St.

■ Loss,
 ■ Non-Conf, S Site,
 ■ Home
 ■ Away
 N Neutral

Average RPI Win:	196	WON-LOST	WINNING	LAST 10	STRENGTH OF	OPP. STRENGTH	TEAM	ADJ.	CONF.	ADJ CONF.
Average RPI Loss:	70	RECORD	PCT. RANK	GAMES	SCHEDULE	OF SCHEDULE	RPI	RPI	RPI	RPI
DIV. I ONLY	9- 21	280	1- 9	45	50	176	176	3	3	
DIV. I NON-CONF.	7- 6	157	0- 0	198	228	187	187	4	4	
<hr/>										
TOTALS	RPI 1-25	RPI 26-50	W-L RECORDS	RPI 51-100	RPI 101-150	RPI 150+				
9- 21	0- 6	0- 3	OVERALL	0- 6	4- 3	5- 3				
6- 9	0- 3	0- 2	HOME	0- 2	2- 2	4- 0				
2- 10	0- 3	0- 1	AWAY	0- 2	2- 1	0- 3				
1- 2	0- 0	0- 0	NEUTRAL	0- 2	0- 0	1- 0				
7- 6	0- 0	0- 0	NON-CONFERENCE	0- 2	2- 2	5- 2				
5- 2	0- 0	0- 0	HOME	0- 1	1- 1	4- 0				
1- 3	0- 0	0- 0	AWAY	0- 0	1- 1	0- 2				
1- 1	0- 0	0- 0	NEUTRAL	0- 1	0- 0	1- 0				
2- 15	0- 6	0- 3	CONFERENCE	0- 4	2- 1	0- 1				
1- 7	0- 3	0- 2	HOME	0- 1	1- 1	0- 0				
1- 7	0- 3	0- 1	AWAY	0- 2	1- 0	0- 1				
0- 1	0- 0	0- 0	NEUTRAL	0- 1	0- 0	0- 0				

RPI 1-25				RPI 26-50				RPI 51-100				RPI 101+ Team's RPI: 176			
RPI	S	Opponent	Score	RPI	S	Opponent	Score	RPI	S	Opponent	Score	RPI	S	Opponent	Score
2	A	Notre Dame	45 82	31	A	Syracuse	52 79	51	A	Virginia	55 62	105	H	Virginia Tech	79 82
2	H	Notre Dame	69 80	31	H	Syracuse	45 72	58	H	Georgia Tech	67 71	109	H	St. Mary's (CA)	54 62
8	H	Duke	44 67	38	H	North Carolina St.	58 70	58	N	Georgia Tech	67 71	112	H	Clemson	60 48
11	A	Louisville	43 68					84	H	Penn St.	56 60	120	A	North Carolina	88 77
12	H	Florida St.	53 85					86	A	Wake Forest	55 71	122	A	Fordham	49 56
15	A	Miami (FL)	51 58					100	N	SMU	64 72	127	H	Maine	64 53
<hr/>															
LAST 12 Division I GAMES:															
		58	N	Georgia Tech	67	71		31	H	Syracuse	45	72			
		105	H	Virginia Tech	79	82		12	H	Florida St.	53	85			
		2	A	Notre Dame	45	82		15	A	Miami (FL)	51	58			
		38	H	North Carolina St.	58	70		86	A	Wake Forest	55	71			
		11	A	Louisville	43	68		8	H	Duke	44	67			
		120	A	North Carolina	88	77		2	H	Notre Dame	69	80			

Non-Div I Games:

Boston College

■ Loss,
 ■ Non-Conf,
 ■ S Site,
 ■ H Home
 ■ A Away
 N Neutral

Average RPI Win:	281	WON-LOST	WINNING	LAST 10	STRENGTH OF	OPP. STRENGTH	TEAM	ADJ.	CONF.	ADJ CONF.
Average RPI Loss:	141	RECORD	PCT. RANK	GAMES	SCHEDULE	OF SCHEDULE	RPI	RPI	RPI	RPI
DIV. I ONLY	13- 17	211	6- 4	229	251	226	226	23	23	
DIV. I NON-CONF.	2- 9	293	0- 0	221	157	318	318	25	25	
TOTALS	RPI 1-25	RPI 26-50	W-L RECORDS	RPI 51-100	RPI 101-150	RPI 150+				
13- 17	0- 0	0- 2	OVERALL	0- 3	0- 4	13- 8				
8- 6	0- 0	0- 1	HOME	0- 2	0- 1	8- 2				
5- 10	0- 0	0- 1	AWAY	0- 1	0- 2	5- 6				
0- 1	0- 0	0- 0	NEUTRAL	0- 0	0- 1	0- 0				
2- 9	0- 0	0- 2	NON-CONFERENCE	0- 1	0- 2	2- 4				
2- 3	0- 0	0- 1	HOME	0- 1	0- 0	2- 1				
0- 5	0- 0	0- 1	AWAY	0- 0	0- 1	0- 3				
0- 1	0- 0	0- 0	NEUTRAL	0- 0	0- 1	0- 0				
11- 8	0- 0	0- 0	CONFERENCE	0- 2	0- 2	11- 4				
6- 3	0- 0	0- 0	HOME	0- 1	0- 1	6- 1				
5- 5	0- 0	0- 0	AWAY	0- 1	0- 1	5- 3				
0- 0	0- 0	0- 0	NEUTRAL	0- 0	0- 0	0- 0				

RPI S	Opponent	Score	RPI S	Opponent	Score	RPI S	Opponent	Score	RPI S	Opponent	Score	Team's RPI: 226
34	A Arizona St.	42 71	72	A Bucknell	56 73	113	A Albany (NY)	54 69				
44	H Harvard	52 65	72	H Bucknell	50 66	124	N Long Beach St.	48 61				
			75	H New Hampshire	51 59	136	A Navy	41 55				
						136	H Navy	59 62				
						151	A Northeastern	59 78				
						154	A Army West Point	66 62				
						154	H Army West Point	52 64				
						176	A Boston College	49 67				
						190	A American	62 73				
						190	A American	51 57				
						190	H American	71 62				
						216	H Dartmouth	49 61				
						234	A Marist	57 76				
						269	A Loyola Maryland	67 55				
						269	H Loyola Maryland	61 58				
						272	A Colgate	87 96				
						272	H Colgate	65 51				
						299	A Lafayette	75 58				
						299	H Lafayette	68 50				
						304	A Lehigh	69 64				
						304	H Lehigh	64 50				
						309	H Massachusetts	64 60				
						317	A Holy Cross	66 49				
						317	H Holy Cross	68 56				
						344	H UMass Lowell	66 56				
LAST 12 Division I GAMES:												
190	A American	51 57	269	A Loyola Maryland	67 55							
154	A Army West Point	66 62	190	H American	71 62							
317	H Holy Cross	68 56	299	A Lafayette	75 58							
154	H Army West Point	52 64	136	A Navy	41 55							
72	A Bucknell	56 73	304	H Lehigh	64 50							
272	H Colgate	65 51	72	H Bucknell	50 66							

Non-Div I Games:

Boston U.

■ Loss,
 ■ Non-Conf,
 ■ S Site,
 ■ H Home
 ■ A Away
 N Neutral

Bowling Green

Through Games Of March 7, 2017

Average RPI Win:	241	WON-LOST	WINNING	LAST 10	STRENGTH OF	OPP. STRENGTH	TEAM	ADJ.	CONF.	ADJ CONF.
Average RPI Loss:	122	RECORD	PCT. RANK	GAMES	SCHEDULE	OF SCHEDULE	RPI	RPI	RPI	RPI
DIV. I ONLY	6- 22	315	3- 7	104	111	254	254	10	10	
DIV. I NON-CONF.	2- 7	284	0- 0	242	56	299	299	11	11	
TOTALS	RPI 1-25	RPI 26-50	W-L RECORDS	RPI 51-100	RPI 101-150	RPI 150+				
6- 22	0- 1	0- 1	OVERALL	0- 8	1- 5	5- 7				
1- 11	0- 0	0- 1	HOME	0- 4	0- 2	1- 4				
3- 10	0- 1	0- 0	AWAY	0- 3	1- 3	2- 3				
2- 1	0- 0	0- 0	NEUTRAL	0- 1	0- 0	2- 0				
2- 7	0- 1	0- 0	NON-CONFERENCE	0- 2	0- 1	2- 3				
0- 3	0- 0	0- 0	HOME	0- 1	0- 0	0- 2				
0- 3	0- 1	0- 0	AWAY	0- 0	0- 1	0- 1				
2- 1	0- 0	0- 0	NEUTRAL	0- 1	0- 0	2- 0				
4- 15	0- 0	0- 1	CONFERENCE	0- 6	1- 4	3- 4				
1- 8	0- 0	0- 1	HOME	0- 3	0- 2	1- 2				
3- 7	0- 0	0- 0	AWAY	0- 3	1- 2	2- 2				
0- 0	0- 0	0- 0	NEUTRAL	0- 0	0- 0	0- 0				

RPI 1-25				RPI 26-50				RPI 51-100				RPI 101+				Team's RPI: 254	
RPI	S	Opponent	Score	RPI	S	Opponent	Score	RPI	S	Opponent	Score	RPI	S	Opponent	Score		
11	A	Louisville	58 83	39	H	Central Mich.	65 76	51	H	Virginia	47 67	101	A	Buffalo	45 61		
								63	A	Toledo	59 74	101	A	Buffalo	64 62		
								65	A	Ohio	68 79	101	H	Buffalo	50 61		
								65	H	Ohio	58 69	105	A	Virginia Tech	51 98		
								66	N	Chattanooga	49 54	117	A	Ball St.	70 91		
								90	H	Northern Ill.	76 89	117	H	Ball St.	53 75		
								92	A	Kent St.	78 80	171	A	Western Mich.	58 75		
								92	H	Kent St.	60 70	171	H	Western Mich.	53 74		
												181	H	Cincinnati	58 68		
												184	H	Cleveland St.	56 64		
												236	A	Akron	62 58		
												236	H	Akron	86 50		
												245	A	Miami (OH)	61 59		
												245	H	Miami (OH)	65 75		
												270	A	Eastern Ky.	55 57		
												280	A	Eastern Mich.	74 81		
												299	N	Lafayette	69 42		
												327	N	Saint Peter's	73 68		
LAST 12 Division I GAMES:																	
101	A	Buffalo	45 61	171	H	Western Mich.	53 74										
245	H	Miami (OH)	65 75	63	A	Toledo	59 74										
65	A	Ohio	68 79	117	A	Ball St.	70 91										
101	A	Buffalo	64 62	236	H	Akron	86 50										
92	H	Kent St.	60 70	92	A	Kent St.	78 80										
245	A	Miami (OH)	61 59	280	A	Eastern Mich.	74 81										

Non-Div I Games: Ohio Valley 82 46 Davis & Elkins 73 46 Malone 65 78

Bowling Green

Loss, Non-Conf, S Site, H Home A Away N Neutral

Bradley

Through Games Of March 7, 2017

Average RPI Win:	249	WON-LOST	WINNING	LAST 10	STRENGTH OF	OPP. STRENGTH	TEAM	ADJ.	CONF.	ADJ CONF.
Average RPI Loss:	135	RECORD	PCT. RANK	GAMES	SCHEDULE	OF SCHEDULE	RPI	RPI	RPI	RPI
DIV. I ONLY	10- 18	253	5- 5	160	193	232	232	16	16	
DIV. I NON-CONF.	3- 7	250	0- 0	102	215	198	198	14	14	
TOTALS	RPI 1-25	RPI 26-50	W-L RECORDS	RPI 51-100	RPI 101-150	RPI 150+				
10- 18	0- 0	0- 5	OVERALL	0- 4	1- 0	9- 9				
6- 7	0- 0	0- 3	HOME	0- 2	1- 0	5- 2				
4- 11	0- 0	0- 2	AWAY	0- 2	0- 0	4- 7				
0- 0	0- 0	0- 0	NEUTRAL	0- 0	0- 0	0- 0				
3- 7	0- 0	0- 1	NON-CONFERENCE	0- 4	1- 0	2- 2				
1- 3	0- 0	0- 1	HOME	0- 2	1- 0	0- 0				
2- 4	0- 0	0- 0	AWAY	0- 2	0- 0	2- 2				
0- 0	0- 0	0- 0	NEUTRAL	0- 0	0- 0	0- 0				
7- 11	0- 0	0- 4	CONFERENCE	0- 0	0- 0	7- 7				
5- 4	0- 0	0- 2	HOME	0- 0	0- 0	5- 2				
2- 7	0- 0	0- 2	AWAY	0- 0	0- 0	2- 5				
0- 0	0- 0	0- 0	NEUTRAL	0- 0	0- 0	0- 0				

RPI S	Opponent	Score	RPI S	Opponent	Score	RPI S	Opponent	Score	RPI S	Opponent	Score	Team's RPI: 232
26	H Green Bay	43 68	26	A Western Ill.	77 91	139	H Detroit Mercy	70 60				
28	A Drake	46 98	90	H Northern Ill.	51 81	153	A Missouri St.	75 73				
28	H Drake	60 93	92	A Kent St.	52 77	153	H Missouri St.	62 56				
49	A UNI	50 70	93	H Saint Louis	58 68	168	A Southern Ill.	63 69				
49	H UNI	53 72				168	H Southern Ill.	57 66				
						171	A Western Mich.	64 83				
						182	A Wichita St.	54 65				
						182	H Wichita St.	69 76				
						235	A Indiana St.	51 58				
						235	H Indiana St.	54 41				
						241	A Evansville	71 73				
						241	H Evansville	56 52				
						259	A Butler	56 58				
						292	A Valparaiso	67 56				
						314	A Illinois St.	63 71				
						314	H Illinois St.	70 59				
						321	A Ill.-Chicago	65 56				
						323	A Loyola Chicago	60 53				
						323	H Loyola Chicago	72 45				
LAST 12 Division I GAMES:												
314	H Illinois St.	70 59	49	A UNI	50 70							
168	A Southern Ill.	63 69	235	H Indiana St.	54 41							
241	A Evansville	71 73	323	H Loyola Chicago	72 45							
182	H Wichita St.	69 76	241	H Evansville	56 52							
153	H Missouri St.	62 56	168	H Southern Ill.	57 66							
28	A Drake	46 98	153	A Missouri St.	75 73							

Non-Div I Games: Eureka 103 59

Bradley

■ Loss,
 ■ Non-Conf,
 ■ S Site,
 ■ H Home
 ■ A Away
 N Neutral

Average RPI Win: 210	WON-LOST	WINNING	LAST 10	STRENGTH OF	OPP. STRENGTH	TEAM	ADJ.	CONF.	ADJ CONF.
Average RPI Loss: 147	RECORD	PCT. RANK	GAMES	SCHEDULE	OF SCHEDULE	RPI	RPI	RPI	RPI
DIV. I ONLY	15- 11	122	5- 5	196	182	152	152	8	8
DIV. I NON-CONF.	8- 4	97	0- 0	335	333	207	207	9	9
TOTALS	RPI 1-25	RPI 26-50	W-L RECORDS	RPI 51-100	RPI 101-150	RPI 150+			
15- 11	0- 0	0- 2	OVERALL	0- 2	4- 3	11- 4			
7- 6	0- 0	0- 1	HOME	0- 1	2- 1	5- 3			
8- 5	0- 0	0- 1	AWAY	0- 1	2- 2	6- 1			
0- 0	0- 0	0- 0	NEUTRAL	0- 0	0- 0	0- 0			
8- 4	0- 0	0- 0	NON-CONFERENCE	0- 0	0- 1	8- 3			
4- 2	0- 0	0- 0	HOME	0- 0	0- 0	4- 2			
4- 2	0- 0	0- 0	AWAY	0- 0	0- 1	4- 1			
0- 0	0- 0	0- 0	NEUTRAL	0- 0	0- 0	0- 0			
7- 7	0- 0	0- 2	CONFERENCE	0- 2	4- 2	3- 1			
3- 4	0- 0	0- 1	HOME	0- 1	2- 1	1- 1			
4- 3	0- 0	0- 1	AWAY	0- 1	2- 1	2- 0			
0- 0	0- 0	0- 0	NEUTRAL	0- 0	0- 0	0- 0			

RPI S	Opponent	Score	RPI S	Opponent	Score	RPI S	Opponent	Score	RPI S	Opponent	Score	Team's RPI: 152
44	A Harvard	59 69	44	H Harvard	63 66	55	A Penn	60 86	116	A Princeton	98 88	
						55	H Penn	68 71	116	H Princeton	75 81	
									126	A Cornell	67 46	
									126	H Cornell	72 67	
									134	A Yale	51 73	
									134	H Yale	76 73	
									144	A VCU	72 85	
									193	A Sacred Heart	80 66	
									195	A Columbia	76 59	
									195	H Columbia	69 60	
									196	H Providence	77 70	
									211	A Binghamton	83 72	
									213	H Howard	83 78	
									216	A Dartmouth	65 62	
									216	H Dartmouth	88 92	
									258	A Bryant	67 70	
									272	H Colgate	62 67	
									274	A Vermont	62 50	
									278	H Manhattan	57 58	
									302	H Rhode Island	76 65	
									327	H Saint Peter's	80 71	
									330	A Morgan St.	68 51	
LAST 12 Division I GAMES:												
126	A Cornell	67 46	216	A Dartmouth	65 62							
195	A Columbia	76 59	44	A Harvard	59 69							
44	H Harvard	63 66	195	H Columbia	69 60							
216	H Dartmouth	88 92	126	H Cornell	72 67							
116	H Princeton	75 81	134	A Yale	51 73							
55	H Penn	68 71	134	H Yale	76 73							

Non-Div I Games: Rhode Island Col. 90 44

Brown

■ Loss,
 ■ Non-Conf,
 ■ S Site,
 ■ H Home
 ■ A Away
 N Neutral

Average RPI Win:	298	WON-LOST	WINNING	LAST 10	STRENGTH OF	OPP. STRENGTH	TEAM	ADJ.	CONF.	ADJ CONF.
Average RPI Loss:	218	RECORD	PCT. RANK	GAMES	SCHEDULE	OF SCHEDULE	RPI	RPI	RPI	RPI
DIV. I ONLY	17- 13	129	8- 2	346	327	258	258	31	31	
DIV. I NON-CONF.	5- 6	186	0- 0	337	230	292	292	32	32	
TOTALS	RPI 1-25	RPI 26-50	W-L RECORDS	RPI 51-100	RPI 101-150	RPI 150+				
17- 13	0- 0	0- 0	OVERALL	0- 1	0- 1	17- 11				
12- 2	0- 0	0- 0	HOME	0- 0	0- 1	12- 1				
4- 10	0- 0	0- 0	AWAY	0- 1	0- 0	4- 9				
1- 1	0- 0	0- 0	NEUTRAL	0- 0	0- 0	1- 1				
5- 6	0- 0	0- 0	NON-CONFERENCE	0- 1	0- 1	5- 4				
3- 1	0- 0	0- 0	HOME	0- 0	0- 1	3- 0				
1- 4	0- 0	0- 0	AWAY	0- 1	0- 0	1- 3				
1- 1	0- 0	0- 0	NEUTRAL	0- 0	0- 0	1- 1				
12- 7	0- 0	0- 0	CONFERENCE	0- 0	0- 0	12- 7				
9- 1	0- 0	0- 0	HOME	0- 0	0- 0	9- 1				
3- 6	0- 0	0- 0	AWAY	0- 0	0- 0	3- 6				
0- 0	0- 0	0- 0	NEUTRAL	0- 0	0- 0	0- 0				

RPI S	Opponent	Score	RPI S	Opponent	Score	RPI S	Opponent	Score	RPI S	Opponent	Score	Team's RPI: 258
						75	A New Hampshire	60 62	127	H Maine	52 77	
									152	H Brown	70 67	
									159	A Pittsburgh	60 76	
									191	A Robert Morris	46 62	
									191	H Robert Morris	62 59	
									193	A Sacred Heart	59 66	
									193	H Sacred Heart	53 65	
									196	N Providence	51 62	
									228	A Rutgers	42 50	
									242	A Saint Francis (PA)	67 79	
									242	H Saint Francis (PA)	85 70	
									274	A Vermont	63 57	
									289	A Mt. St. Mary's	53 61	
									289	H Mt. St. Mary's	59 47	
									289	H Mt. St. Mary's	78 62	
									302	N Rhode Island	62 56	
									306	A Central Conn. St.	52 53	
									306	H Central Conn. St.	70 64	
									309	A Massachusetts	62 68	
									317	H Holy Cross	76 74	
									324	A St. Francis Brooklyn	47 63	
									324	H St. Francis Brooklyn	63 54	
									335	A LIU Brooklyn	62 53	
									335	H LIU Brooklyn	57 53	
									339	A Fairleigh Dickinson	56 48	
									339	H Fairleigh Dickinson	50 48	
LAST 12 Division I GAMES:												
289	H	Mt. St. Mary's	59	47	324	H	St. Francis Brooklyn	63	54			
306	H	Central Conn. St.	70	64	289	A	Mt. St. Mary's	53	61			
341	A	Wagner	58	55	193	A	Sacred Heart	59	66			
191	H	Robert Morris	62	59	339	H	Fairleigh Dickinson	50	48			
242	H	Saint Francis (PA)	85	70	306	A	Central Conn. St.	52	53			
335	H	LIU Brooklyn	57	53	242	A	Saint Francis (PA)	67	79			

Non-Div I Games:

Bryant

■ Loss,
 ■ Non-Conf,
 S Site,
 ■ Home
 ■ Away
 N Neutral

B
r
y
a
n
t

RPI S Opponent Score

Bryant

Through Games Of March 7, 2017

RPI	S	Opponent	Score	
341	A	Wagner	58	55
341	H	Wagner	70	61
344	H	UMass Lowell	73	62

B
r
y
a
n
t

Bryant

Average RPI Win: 231		WON-LOST	WINNING	LAST 10	STRENGTH OF	OPP. STRENGTH	TEAM	ADJ.	CONF.	ADJ CONF.
Average RPI Loss: 177		RECORD	PCT. RANK	GAMES	SCHEDULE	OF SCHEDULE	RPI	RPI	RPI	RPI
DIV. I ONLY		25- 5	14	8- 2	299	225	72	72	23	23
DIV. I NON-CONF.		8- 3	67	0- 0	284	92	87	87	25	25
TOTALS	RPI 1-25		RPI 26-50		W-L RECORDS		RPI 51-100		RPI 101-150	RPI 150+
25- 5	0- 0		0- 1		OVERALL		1- 0		3- 1	21- 3
14- 0	0- 0		0- 0		HOME		1- 0		1- 0	12- 0
11- 5	0- 0		0- 0		AWAY		0- 0		2- 0	9- 0
0- 0	0- 0		0- 0		NEUTRAL		0- 0		0- 0	0- 0
8- 3	0- 0		0- 1		NON-CONFERENCE		1- 0		1- 1	6- 1
4- 0	0- 0		0- 0		HOME		1- 0		0- 0	3- 0
4- 3	0- 0		0- 1		AWAY		0- 0		1- 1	3- 1
0- 0	0- 0		0- 0		NEUTRAL		0- 0		0- 0	0- 0
17- 2	0- 0		0- 0		CONFERENCE		0- 0		2- 0	15- 2
10- 0	0- 0		0- 0		HOME		0- 0		1- 0	9- 0
7- 2	0- 0		0- 0		AWAY		0- 0		1- 0	6- 2
0- 0	0- 0		0- 0		NEUTRAL		0- 0		0- 0	0- 0

[illegible]

Non-Div I Games:

Bucknell

Loss, Non-Conf, S Site, H Home A Away N Neutral

B
u
c
k
n
e
l
l

RPI S Opponent Score

Through Games Of March 7, 2017

RPI	S	Opponent	Score
317	H	Holy Cross	77 48
320	H	NJIT	67 36

B
u
c
k
n
e
l
l

Bucknell

Buffalo

Through Games Of March 7, 2017

Average RPI Win:	200	WON-LOST	WINNING	LAST 10	STRENGTH OF	OPP. STRENGTH	TEAM	ADJ.	CONF.	ADJ CONF.
Average RPI Loss:	92	RECORD	PCT. RANK	GAMES	SCHEDULE	OF SCHEDULE	RPI	RPI	RPI	RPI
DIV. I ONLY	21- 9	68	6- 4	162	112	101	101	10	10	
DIV. I NON-CONF.	10- 1	15	0- 0	228	188	57	57	11	11	
TOTALS	RPI 1-25	RPI 26-50	W-L RECORDS	RPI 51-100	RPI 101-150	RPI 150+				
21- 9	0- 0	1- 2	OVERALL	3- 5	2- 1	15- 1				
13- 4	0- 0	1- 0	HOME	3- 2	0- 1	9- 1				
8- 4	0- 0	0- 1	AWAY	0- 3	2- 0	6- 0				
0- 1	0- 0	0- 1	NEUTRAL	0- 0	0- 0	0- 0				
10- 1	0- 0	0- 1	NON-CONFERENCE	1- 0	2- 0	7- 0				
7- 0	0- 0	0- 0	HOME	1- 0	0- 0	6- 0				
3- 0	0- 0	0- 0	AWAY	0- 0	2- 0	1- 0				
0- 1	0- 0	0- 1	NEUTRAL	0- 0	0- 0	0- 0				
11- 8	0- 0	1- 1	CONFERENCE	2- 5	0- 1	8- 1				
6- 4	0- 0	1- 0	HOME	2- 2	0- 1	3- 1				
5- 4	0- 0	0- 1	AWAY	0- 3	0- 0	5- 0				
0- 0	0- 0	0- 0	NEUTRAL	0- 0	0- 0	0- 0				

RPI S	Opponent	Score	RPI S	Opponent	Score	RPI S	Opponent	Score	RPI S	Opponent	Score	Team's RPI: 101
39	A Central Mich.	71 88	39	H Central Mich.	67 56	63	A Toledo	63 85	117	H Ball St.	75 89	
44	N Harvard	62 74				63	H Toledo	64 73	122	A Fordham	58 54	
						65	A Ohio	55 83	125	A Duquesne	71 69	
						65	H Ohio	65 54	171	A Western Mich.	62 47	
						90	H Northern Ill.	80 89	188	H Hofstra	74 50	
						92	A Kent St.	71 80	193	H Sacred Heart	76 55	
						92	H Kent St.	77 62	236	A Akron	81 55	
						95	H UCF	66 65	236	H Akron	81 51	
									245	A Miami (OH)	68 51	
									245	H Miami (OH)	71 45	
									248	H St. Bonaventure	68 47	
									253	A Canisius	65 52	
									254	A Bowling Green	61 50	
									254	H Bowling Green	61 45	
									254	H Bowling Green	62 64	
									265	H Niagara	73 63	
									278	H Manhattan	73 39	
									280	A Eastern Mich.	56 52	
									309	H Massachusetts	61 47	
LAST 12 Division I GAMES:												
254	H Bowling Green	61 45	280	A Eastern Mich.	56 52							
92	A Kent St.	71 80	90	H Northern Ill.	80 89							
236	A Akron	81 55	92	H Kent St.	77 62							
254	H Bowling Green	62 64	63	A Toledo	63 85							
65	H Ohio	65 54	171	A Western Mich.	62 47							
236	H Akron	81 51	117	H Ball St.	75 89							

Non-Div I Games:

Buffalo

■ Loss,
 ■ Non-Conf,
 S Site,
 ■ Home
 ■ Away
 N Neutral

Butler

Through Games Of March 7, 2017

Average RPI Win:	232	WON-LOST	WINNING	LAST 10	STRENGTH OF	OPP. STRENGTH	TEAM	ADJ.	CONF.	ADJ CONF.
Average RPI Loss:	95	RECORD	PCT. RANK	GAMES	SCHEDULE	OF SCHEDULE	RPI	RPI	RPI	RPI
DIV. I ONLY	6- 25	322	1- 9	76	79	259	259	7	7	
DIV. I NON-CONF.	3- 8	262	0- 0	181	133	294	294	7	7	
TOTALS	RPI 1-25	RPI 26-50	W-L RECORDS	RPI 51-100	RPI 101-150	RPI 150+				
6- 25	0- 5	0- 4	OVERALL	0- 7	0- 1	6- 8				
4- 12	0- 2	0- 2	HOME	0- 4	0- 1	4- 3				
1- 12	0- 2	0- 2	AWAY	0- 3	0- 0	1- 5				
1- 1	0- 1	0- 0	NEUTRAL	0- 0	0- 0	1- 0				
3- 8	0- 0	0- 2	NON-CONFERENCE	0- 1	0- 1	3- 4				
3- 4	0- 0	0- 1	HOME	0- 1	0- 1	3- 1				
0- 4	0- 0	0- 1	AWAY	0- 0	0- 0	0- 3				
0- 0	0- 0	0- 0	NEUTRAL	0- 0	0- 0	0- 0				
3- 17	0- 5	0- 2	CONFERENCE	0- 6	0- 0	3- 4				
1- 8	0- 2	0- 1	HOME	0- 3	0- 0	1- 2				
1- 8	0- 2	0- 1	AWAY	0- 3	0- 0	1- 2				
1- 1	0- 1	0- 0	NEUTRAL	0- 0	0- 0	1- 0				

RPI 1-25				RPI 26-50				RPI 51-100				RPI 101+ Team's RPI: 259			
RPI	S	Opponent	Score	RPI	S	Opponent	Score	RPI	S	Opponent	Score	RPI	S	Opponent	Score
17	A	DePaul	69 100	26	A	Green Bay	34 61	67	A	Villanova	58 61	117	H	Ball St.	50 74
17	H	DePaul	62 92	27	A	Marquette	53 91	67	H	Villanova	69 70	164	A	TCU	47 73
24	A	Creighton	52 67	27	H	Marquette	66 72	68	A	Georgetown	72 83	172	A	Arkansas	50 68
24	H	Creighton	53 65	30	H	South Fla.	59 74	68	H	Georgetown	52 58	196	A	Providence	51 68
24	N	Creighton	55 64					70	A	St. John's (NY)	55 62	196	H	Providence	58 64
								70	H	St. John's (NY)	41 62	198	A	Seton Hall	63 65
								95	H	UCF	59 66	198	H	Seton Hall	79 58
												202	H	ETSU	59 68
												205	A	Xavier	65 62
												205	H	Xavier	43 53
												205	N	Xavier	68 66
												212	A	Wisconsin	55 60
												232	H	Bradley	58 56
												235	H	Indiana St.	66 48
												316	H	Fort Wayne	70 64
LAST 12 Division I GAMES:															
24	N	Creighton	55 64	17	H	DePaul	62 92								
205	N	Xavier	68 66	27	H	Marquette	66 72								
24	H	Creighton	53 65	205	H	Xavier	43 53								
196	H	Providence	58 64	198	A	Seton Hall	63 65								
67	A	Villanova	58 61	70	A	St. John's (NY)	55 62								
68	A	Georgetown	72 83	68	H	Georgetown	52 58								

Non-Div I Games:

Butler

■ Loss,
 ■ Non-Conf,
 ■ S Site,
 ■ H Home
 ■ A Away
 N Neutral

CSU Bakersfield

Through Games Of March 7, 2017

Average RPI Win:	289	WON-LOST	WINNING	LAST 10	STRENGTH OF	OPP. STRENGTH	TEAM	ADJ.	CONF.	ADJ CONF.
Average RPI Loss:	169	RECORD	PCT. RANK	GAMES	SCHEDULE	OF SCHEDULE	RPI	RPI	RPI	RPI
DIV. I ONLY	13- 13	169	8- 2	321	259	250	250	29	29	
DIV. I NON-CONF.	3- 9	275	0- 0	304	107	314	314	29	29	
TOTALS	RPI 1-25	RPI 26-50	W-L RECORDS	RPI 51-100	RPI 101-150	RPI 150+				
13- 13	0- 1	0- 1	OVERALL	0- 2	0- 2	13- 7				
7- 6	0- 1	0- 0	HOME	0- 1	0- 1	7- 3				
6- 7	0- 0	0- 1	AWAY	0- 1	0- 1	6- 4				
0- 0	0- 0	0- 0	NEUTRAL	0- 0	0- 0	0- 0				
3- 9	0- 1	0- 1	NON-CONFERENCE	0- 2	0- 0	3- 5				
2- 4	0- 1	0- 0	HOME	0- 1	0- 0	2- 2				
1- 5	0- 0	0- 1	AWAY	0- 1	0- 0	1- 3				
0- 0	0- 0	0- 0	NEUTRAL	0- 0	0- 0	0- 0				
10- 4	0- 0	0- 0	CONFERENCE	0- 0	0- 2	10- 2				
5- 2	0- 0	0- 0	HOME	0- 0	0- 1	5- 1				
5- 2	0- 0	0- 0	AWAY	0- 0	0- 1	5- 1				
0- 0	0- 0	0- 0	NEUTRAL	0- 0	0- 0	0- 0				

RPI 1-25				RPI 26-50				RPI 51-100				RPI 101+ Team's RPI: 250			
RPI	S	Opponent	Score	RPI	S	Opponent	Score	RPI	S	Opponent	Score	RPI	S	Opponent	Score
6	H	Stanford	56 77	35	A	Oregon	62 77	53	A	California	63 86	140	A	New Mexico St.	55 69
								76	H	South Dakota	60 75	140	H	New Mexico St.	55 64
												180	H	UC Riverside	66 71
												214	A	Seattle U	47 54
												214	H	Seattle U	52 63
												225	A	UTRGV	67 61
												225	H	UTRGV	74 46
												237	H	Hawaii	58 51
												244	A	Pacific	61 91
												247	A	Grand Canyon	80 64
												247	H	Grand Canyon	74 59
												271	H	Cal Poly	57 49
												288	H	Southern Utah	59 65
												300	A	UTEP	61 74
												311	A	UMKC	65 63
												311	H	UMKC	52 33
												313	A	Pepperdine	57 62
												326	A	UC Irvine	86 66
												334	A	Utah Valley	63 59
												334	H	Utah Valley	55 39
												345	A	Chicago St.	71 67
												345	H	Chicago St.	83 48
LAST 12 Division I GAMES:															
247	A	Grand Canyon	80 64	140	A	New Mexico St.	55 69								
345	A	Chicago St.	71 67	247	H	Grand Canyon	74 59								
311	A	UMKC	65 63	311	H	UMKC	52 33								
214	H	Seattle U	52 63	345	H	Chicago St.	83 48								
334	H	Utah Valley	55 39	334	A	Utah Valley	63 59								
225	A	UTRGV	67 61	140	H	New Mexico St.	55 64								

Non-Div I Games: Stanislaus St. 78 51 Fresno Pacific 84 61

CSU Bakersfield

Loss, Non-Conf, S Site, H Home A Away N Neutral

Average RPI Win: 224	WON-LOST	WINNING	LAST 10	STRENGTH OF	OPP. STRENGTH	TEAM	ADJ.	CONF.	ADJ CONF.
Average RPI Loss: 146	RECORD	PCT. RANK	GAMES	SCHEDULE	OF SCHEDULE	RPI	RPI	RPI	RPI
DIV. I ONLY	17- 13	129	8- 2	184	217	156	156	24	24
DIV. I NON-CONF.	7- 7	165	0- 0	96	136	130	130	23	23
TOTALS	RPI 1-25	RPI 26-50	W-L RECORDS	RPI 51-100	RPI 101-150	RPI 150+			
17- 13	0- 2	0- 1	OVERALL	0- 3	3- 2	14- 5			
8- 7	0- 0	0- 1	HOME	0- 2	2- 1	6- 3			
9- 6	0- 2	0- 0	AWAY	0- 1	1- 1	8- 2			
0- 0	0- 0	0- 0	NEUTRAL	0- 0	0- 0	0- 0			
7- 7	0- 2	0- 1	NON-CONFERENCE	0- 1	2- 1	5- 2			
2- 5	0- 0	0- 1	HOME	0- 1	1- 1	1- 2			
5- 2	0- 2	0- 0	AWAY	0- 0	1- 0	4- 0			
0- 0	0- 0	0- 0	NEUTRAL	0- 0	0- 0	0- 0			
10- 6	0- 0	0- 0	CONFERENCE	0- 2	1- 1	9- 3			
6- 2	0- 0	0- 0	HOME	0- 1	1- 0	5- 1			
4- 4	0- 0	0- 0	AWAY	0- 1	0- 1	4- 2			
0- 0	0- 0	0- 0	NEUTRAL	0- 0	0- 0	0- 0			

RPI 1-25				RPI 26-50				RPI 51-100				RPI 101+ Team's RPI: 156			
RPI	S	Opponent	Score	RPI	S	Opponent	Score	RPI	S	Opponent	Score	RPI	S	Opponent	Score
6	A	Stanford	54 88	43	H	Michigan St.	59 63	55	H	Penn	36 47	109	A	St. Mary's (CA)	73 61
9	A	Washington	44 101					73	A	UC Davis	65 81	124	A	Long Beach St.	60 63
								73	H	UC Davis	55 63	124	H	Long Beach St.	63 56
												138	H	Eastern Wash.	57 71
												139	H	Detroit Mercy	76 67
												157	A	Fresno St.	61 57
												180	A	UC Riverside	70 67
												180	H	UC Riverside	79 70
												214	A	Seattle U	68 64
												222	H	San Diego	67 76
												223	H	Portland St.	99 72
												231	A	UC Santa Barbara	62 55
												231	H	UC Santa Barbara	75 61
												237	A	Hawaii	60 49
												237	H	Hawaii	67 56
												238	A	Weber St.	89 78
												271	A	Cal Poly	68 79
												271	H	Cal Poly	63 70
												288	H	Southern Utah	71 77
												295	A	Northern Ariz.	83 79
												326	A	UC Irvine	52 77
												326	H	UC Irvine	85 77
												346	A	Cal St. Fullerton	71 54
												346	H	Cal St. Fullerton	58 41
LAST 12 Division I GAMES:															
				73	H	UC Davis	55 63					180	A	UC Riverside	70 67
				124	A	Long Beach St.	60 63					231	A	UC Santa Barbara	62 55
				180	H	UC Riverside	79 70					237	H	Hawaii	67 56
				346	A	Cal St. Fullerton	71 54					124	H	Long Beach St.	63 56
				237	A	Hawaii	60 49					231	H	UC Santa Barbara	75 61
				326	H	UC Irvine	85 77					271	H	Cal Poly	63 70

Non-Div I Games:

CSUN

■ Loss,
 ■ Non-Conf,
 ■ S Site,
 ■ Home
 ■ A Away
 N Neutral

Average RPI Win:	266	WON-LOST	WINNING	LAST 10	STRENGTH OF	OPP. STRENGTH	TEAM	ADJ.	CONF.	ADJ CONF.
Average RPI Loss:	168	RECORD	PCT. RANK	GAMES	SCHEDULE	OF SCHEDULE	RPI	RPI	RPI	RPI
DIV. I ONLY	11- 18	244	4- 6	274	250	271	271	24	24	
DIV. I NON-CONF.	4- 8	230	0- 0	212	242	282	282	23	23	
TOTALS	RPI 1-25	RPI 26-50	W-L RECORDS	RPI 51-100	RPI 101-150	RPI 150+				
11- 18	0- 2	0- 0	OVERALL	0- 3	1- 3	10- 10				
8- 6	0- 0	0- 0	HOME	0- 1	1- 2	7- 3				
3- 11	0- 2	0- 0	AWAY	0- 2	0- 1	3- 6				
0- 1	0- 0	0- 0	NEUTRAL	0- 0	0- 0	0- 1				
4- 8	0- 2	0- 0	NON-CONFERENCE	0- 1	0- 2	4- 3				
4- 2	0- 0	0- 0	HOME	0- 0	0- 2	4- 0				
0- 6	0- 2	0- 0	AWAY	0- 1	0- 0	0- 3				
0- 0	0- 0	0- 0	NEUTRAL	0- 0	0- 0	0- 0				
7- 10	0- 0	0- 0	CONFERENCE	0- 2	1- 1	6- 7				
4- 4	0- 0	0- 0	HOME	0- 1	1- 0	3- 3				
3- 5	0- 0	0- 0	AWAY	0- 1	0- 1	3- 3				
0- 1	0- 0	0- 0	NEUTRAL	0- 0	0- 0	0- 1				

RPI 1-25				RPI 26-50				RPI 51-100				RPI 101+ Team's RPI: 271			
RPI	S	Opponent	Score	RPI	S	Opponent	Score	RPI	S	Opponent	Score	RPI	S	Opponent	Score
6	A	Stanford	55 83					73	A	UC Davis	75 83	109	H	St. Mary's (CA)	71 79
10	A	UCLA	64 80					73	H	UC Davis	53 61	124	A	Long Beach St.	80 83
								77	A	Montana St.	52 71	124	H	Long Beach St.	69 67
												137	H	San Francisco	67 73
												156	A	CSUN	70 63
												156	H	CSUN	79 68
												180	A	UC Riverside	59 68
												180	H	UC Riverside	69 72
												231	A	UC Santa Barbara	63 77
												231	H	UC Santa Barbara	78 67
												237	A	Hawaii	57 66
												237	H	Hawaii	79 87
												237 N		Hawaii	50 71
												247	A	Grand Canyon	59 64
												250	A	CSU Bakersfield	49 57
												284	A	Sacramento St.	96 97
												295	H	Northern Ariz.	58 53
												303	H	North Dakota St.	73 46
												313	H	Pepperdine	62 52
												326	A	UC Irvine	78 60
												326	H	UC Irvine	71 74
												334	H	Utah Valley	77 65
												346	A	Cal St. Fullerton	69 45
												346	H	Cal St. Fullerton	73 57
LAST 12 Division I GAMES:															
237 N		Hawaii	50 71	346	A	Cal St. Fullerton	69 45								
231	A	UC Santa Barbara	63 77	326	A	UC Irvine	78 60								
346	H	Cal St. Fullerton	73 57	180	H	UC Riverside	69 72								
73	A	UC Davis	75 83	73	H	UC Davis	53 61								
326	H	UC Irvine	71 74	237	A	Hawaii	57 66								
124	H	Long Beach St.	69 67	156	A	CSUN	70 63								

Non-Div I Games:

Cal Poly

■ Loss,
 ■ Non-Conf,
 ■ S Site,
 ■ Home
 ■ Away
 N Neutral

Average RPI Win:	326	WON-LOST	WINNING	LAST 10	STRENGTH OF	OPP. STRENGTH	TEAM	ADJ.	CONF.	ADJ CONF.
Average RPI Loss:	199	RECORD	PCT. RANK	GAMES	SCHEDULE	OF SCHEDULE	RPI	RPI	RPI	RPI
DIV. I ONLY	2- 25	344	0- 10	302	265	346	346	24	24	
DIV. I NON-CONF.	1- 10	325	0- 0	322	295	346	346	23	23	
TOTALS	RPI 1-25	RPI 26-50	W-L RECORDS	RPI 51-100	RPI 101-150	RPI 150+				
2- 25	0- 0	0- 0	OVERALL	0- 3	0- 4	2- 18				
2- 12	0- 0	0- 0	HOME	0- 1	0- 2	2- 9				
0- 13	0- 0	0- 0	AWAY	0- 2	0- 2	0- 9				
0- 0	0- 0	0- 0	NEUTRAL	0- 0	0- 0	0- 0				
1- 10	0- 0	0- 0	NON-CONFERENCE	0- 1	0- 2	1- 7				
1- 5	0- 0	0- 0	HOME	0- 0	0- 1	1- 4				
0- 5	0- 0	0- 0	AWAY	0- 1	0- 1	0- 3				
0- 0	0- 0	0- 0	NEUTRAL	0- 0	0- 0	0- 0				
1- 15	0- 0	0- 0	CONFERENCE	0- 2	0- 2	1- 11				
1- 7	0- 0	0- 0	HOME	0- 1	0- 1	1- 5				
0- 8	0- 0	0- 0	AWAY	0- 1	0- 1	0- 6				
0- 0	0- 0	0- 0	NEUTRAL	0- 0	0- 0	0- 0				

RPI S	Opponent	Score	RPI S	Opponent	Score	RPI S	Opponent	Score	RPI S	Opponent	Score	Team's RPI: 346
						73	A UC Davis	39 59	124	A Long Beach St.	55 84	
						73	H UC Davis	51 70	124	H Long Beach St.	48 65	
						96	A Wyoming	26 61	138	A Eastern Wash.	67 84	
									142	H Idaho	86 88	
									156	A CSUN	41 58	
									156	H CSUN	54 71	
									180	A UC Riverside	45 68	
									180	H UC Riverside	63 75	
									195	H Columbia	46 61	
									204	H Loyola Marymount	62 77	
									222	A San Diego	50 103	
									223	A Portland St.	73 81	
									231	A UC Santa Barbara	37 57	
									231	H UC Santa Barbara	49 56	
									237	A Hawaii	50 60	
									237	H Hawaii	45 55	
									266	H San Diego St.	61 71	
									271	A Cal Poly	57 73	
									271	H Cal Poly	45 69	
									308	A Denver	58 77	
									313	H Pepperdine	58 69	
									325	H Montana	72 56	
									326	A UC Irvine	62 69	
									326	H UC Irvine	64 53	
LAST 12 Division I GAMES:												
326	A	UC Irvine	62	69	124	A	Long Beach St.	55	84			
271	A	Cal Poly	57	73	231	A	UC Santa Barbara	37	57			
237	H	Hawaii	45	55	73	A	UC Davis	39	59			
156	H	CSUN	54	71	124	H	Long Beach St.	48	65			
180	H	UC Riverside	63	75	180	A	UC Riverside	45	68			
271	H	Cal Poly	45	69	73	H	UC Davis	51	70			

Non-Div I Games: Antelope Valley 64 56 Whittier 97 49

Cal St. Fullerton

Loss, Non-Conf, S Site, H Home A Away N Neutral

California

Through Games Of March 7, 2017

Average RPI Win:	147	WON-LOST	WINNING	LAST 10	STRENGTH OF	OPP. STRENGTH	TEAM	ADJ.	CONF.	ADJ CONF.
Average RPI Loss:	39	RECORD	PCT. RANK	GAMES	SCHEDULE	OF SCHEDULE	RPI	RPI	RPI	RPI
DIV. I ONLY	19- 13	115	4- 6	43	22	53	53	1	1	
DIV. I NON-CONF.	12- 0	1	0- 0	180	183	21	21	1	1	
TOTALS	RPI 1-25	RPI 26-50	W-L RECORDS	RPI 51-100	RPI 101-150	RPI 150+				
19- 13	2- 6	1- 3	OVERALL	2- 2	7- 2	7- 0				
10- 6	1- 2	0- 2	HOME	1- 1	3- 1	5- 0				
5- 6	0- 3	1- 1	AWAY	0- 1	3- 1	1- 0				
4- 1	1- 1	0- 0	NEUTRAL	1- 0	1- 0	1- 0				
12- 0	1- 0	0- 0	NON-CONFERENCE	0- 0	4- 0	7- 0				
7- 0	0- 0	0- 0	HOME	0- 0	2- 0	5- 0				
2- 0	0- 0	0- 0	AWAY	0- 0	1- 0	1- 0				
3- 0	1- 0	0- 0	NEUTRAL	0- 0	1- 0	1- 0				
7- 13	1- 6	1- 3	CONFERENCE	2- 2	3- 2	0- 0				
3- 6	1- 2	0- 2	HOME	1- 1	1- 1	0- 0				
3- 6	0- 3	1- 1	AWAY	0- 1	2- 1	0- 0				
1- 1	0- 1	0- 0	NEUTRAL	1- 0	0- 0	0- 0				

RPI S Opponent Score	RPI S Opponent Score	RPI S Opponent Score	RPI S Opponent Score
4 A Oregon St. 56 71	34 A Arizona St. 62 72	78 A Utah 57 63	102 A Washington St. 79 84
4 H Oregon St. 56 66	34 H Arizona St. 45 54	78 H Utah 64 73	108 A Colorado 65 53
4 N Oregon St. 49 65	35 A Oregon 55 49	88 H Southern California 63 56	108 H Colorado 59 64
6 A Stanford 54 72	35 H Oregon 66 69	88 N Southern California 71 58	109 A St. Mary's (CA) 74 67
6 H Stanford 66 72			118 N Southern Miss. 71 51
9 A Washington 67 90			125 H Duquesne 86 66
10 H UCLA 80 77			133 A Arizona 74 64
19 N Oklahoma 82 74			133 H Arizona 71 60
			137 H San Francisco 75 52
			160 H Santa Clara 73 58
			180 H UC Riverside 71 56
			197 A Nebraska 86 65
			250 H CSU Bakersfield 86 63
			284 H Sacramento St. 97 73
			304 H Lehigh 96 63
			318 N Arkansas St. 80 55
LAST 12 Division I GAMES:			
4 N Oregon St. 49 65	108 H Colorado 59 64		
88 N Southern California 71 58	78 H Utah 64 73		
4 A Oregon St. 56 71	88 H Southern California 63 56		
35 A Oregon 55 49	10 H UCLA 80 77		
6 A Stanford 54 72	102 A Washington St. 79 84		
6 H Stanford 66 72	9 A Washington 67 90		

Non-Div I Games:

California

Loss, Non-Conf, S Site, H Home A Away N Neutral

Campbell

Through Games Of March 7, 2017

Average RPI Win:	287	WON-LOST	WINNING	LAST 10	STRENGTH OF	OPP. STRENGTH	TEAM	ADJ.	CONF.	ADJ CONF.
Average RPI Loss:	175	RECORD	PCT. RANK	GAMES	SCHEDULE	OF SCHEDULE	RPI	RPI	RPI	RPI
DIV. I ONLY	18- 8	71	6- 4	335	328	189	189	28	28	
DIV. I NON-CONF.	5- 3	122	0- 0	325	346	214	214	28	28	
TOTALS	RPI 1-25	RPI 26-50	W-L RECORDS	RPI 51-100	RPI 101-150	RPI 150+				
18- 8	0- 0	0- 0	OVERALL	0- 1	0- 3	18- 4				
8- 4	0- 0	0- 0	HOME	0- 0	0- 2	8- 2				
8- 4	0- 0	0- 0	AWAY	0- 1	0- 1	8- 2				
2- 0	0- 0	0- 0	NEUTRAL	0- 0	0- 0	2- 0				
5- 3	0- 0	0- 0	NON-CONFERENCE	0- 1	0- 1	5- 1				
1- 2	0- 0	0- 0	HOME	0- 0	0- 1	1- 1				
2- 1	0- 0	0- 0	AWAY	0- 1	0- 0	2- 0				
2- 0	0- 0	0- 0	NEUTRAL	0- 0	0- 0	2- 0				
13- 5	0- 0	0- 0	CONFERENCE	0- 0	0- 2	13- 3				
7- 2	0- 0	0- 0	HOME	0- 0	0- 1	7- 1				
6- 3	0- 0	0- 0	AWAY	0- 0	0- 1	6- 2				
0- 0	0- 0	0- 0	NEUTRAL	0- 0	0- 0	0- 0				

RPI 1-25				RPI 26-50				RPI 51-100				RPI 101+ Team's RPI: 189			
RPI	S	Opponent	Score	RPI	S	Opponent	Score	RPI	S	Opponent	Score	RPI	S	Opponent	Score
								91	A	Mercer	60 76	128	A	Radford	48 49
												128	H	Radford	42 61
												144	H	VCU	53 66
												202	H	ETSU	55 56
												220	A	High Point	69 53
												220	H	High Point	58 33
												227	A	Liberty	47 57
												227	H	Liberty	52 58
												230	A	Presbyterian	49 39
												230	H	Presbyterian	50 42
												238	A	UNC Asheville	61 55
												238	H	UNC Asheville	61 60
												256	A	Charleston So.	43 60
												256	H	Charleston So.	54 37
												279	A	Western Caro.	50 48
												285	N	Ark.-Pine Bluff	51 31
												312	A	Gardner-Webb	73 61
												312	H	Gardner-Webb	67 56
												315	A	USC Upstate	56 41
												330	N	Morgan St.	62 51
												336	H	N.C. Central	61 30
												342	A	Winthrop	70 35
												342	H	Winthrop	61 32
												343	A	Longwood	66 54
												343	H	Longwood	74 50
LAST 12 Division I GAMES:															
				227	A	Liberty	47 57			238	H	UNC Asheville	61 60		
				128	A	Radford	48 49			256	A	Charleston So.	43 60		
				312	H	Gardner-Webb	67 56			343	H	Longwood	74 50		
				230	H	Presbyterian	50 42			227	H	Liberty	52 58		
				220	A	High Point	69 53			312	A	Gardner-Webb	73 61		
				342	A	Winthrop	70 35			220	H	High Point	58 33		

Non-Div I Games: Columbia (SC) 73 32 Saint Augustine's 69 33 St. Andrews 94 39

Campbell

Loss, Non-Conf, S Site, H Home A Away N Neutral

Canisius

Through Games Of March 7, 2017

Average RPI Win: 263	WON-LOST	WINNING	LAST 10	STRENGTH OF	OPP. STRENGTH	TEAM	ADJ.	CONF.	ADJ CONF.
Average RPI Loss: 143	RECORD	PCT. RANK	GAMES	SCHEDULE	OF SCHEDULE	RPI	RPI	RPI	RPI
DIV. I ONLY	10- 21	266	4- 6	158	220	253	253	19	19
DIV. I NON-CONF.	1- 8	314	0- 0	93	268	274	274	17	17
TOTALS	RPI 1-25	RPI 26-50	W-L RECORDS	RPI 51-100	RPI 101-150	RPI 150+			
10- 21	0- 1	0- 3	OVERALL	0- 0	0- 7	10- 10			
5- 9	0- 0	0- 1	HOME	0- 0	0- 4	5- 4			
4- 11	0- 1	0- 1	AWAY	0- 0	0- 3	4- 6			
1- 1	0- 0	0- 1	NEUTRAL	0- 0	0- 0	1- 0			
1- 8	0- 1	0- 0	NON-CONFERENCE	0- 0	0- 3	1- 4			
0- 4	0- 0	0- 0	HOME	0- 0	0- 2	0- 2			
1- 4	0- 1	0- 0	AWAY	0- 0	0- 1	1- 2			
0- 0	0- 0	0- 0	NEUTRAL	0- 0	0- 0	0- 0			
9- 13	0- 0	0- 3	CONFERENCE	0- 0	0- 4	9- 6			
5- 5	0- 0	0- 1	HOME	0- 0	0- 2	5- 2			
3- 7	0- 0	0- 1	AWAY	0- 0	0- 2	3- 4			
1- 1	0- 0	0- 1	NEUTRAL	0- 0	0- 0	1- 0			

RPI 1-25				RPI 26-50				RPI 51-100				RPI 101+ Team's RPI: 253			
RPI	S	Opponent	Score	RPI	S	Opponent	Score	RPI	S	Opponent	Score	RPI	S	Opponent	Score
25	A	Ohio St.	56 89	32	A	Quinnipiac	49 62					101	H	Buffalo	52 65
				32	H	Quinnipiac	53 64					106	A	Rider	50 61
				32	N	Quinnipiac	58 63					106	H	Rider	70 71
												126	A	Cornell	43 60
												131	H	Lamar University	51 65
												147	A	Iona	52 55
												147	H	Iona	45 58
												151	H	Northeastern	59 83
												163	A	Fairfield	48 57
												163	H	Fairfield	63 49
												177	A	Siena	42 67
												177	H	Siena	67 77
												179	A	Morehead St.	68 77
												217	A	Monmouth	53 55
												217	H	Monmouth	74 54
												234	A	Marist	60 67
												234	H	Marist	74 85
												236	H	Akron	64 73
												242	A	Saint Francis (PA)	74 95
												248	A	St. Bonaventure	74 57
												265	A	Niagara	65 57
												265	H	Niagara	52 41
												265	N	Niagara	80 74
												278	A	Manhattan	62 57
												278	H	Manhattan	58 48
												327	A	Saint Peter's	59 54
LAST 12 Division I GAMES:															
				32	N	Quinnipiac	58 63	106	A	Rider	50 61				
				265	N	Niagara	80 74	265	H	Niagara	52 41				
				32	A	Quinnipiac	49 62	147	H	Iona	45 58				
				163	A	Fairfield	48 57	278	H	Manhattan	58 48				
				177	H	Siena	67 77	234	A	Marist	60 67				
				327	H	Saint Peter's	61 56	177	A	Siena	42 67				

Non-Div I Games:

Canisius

■ Loss,
 ■ Non-Conf,
 ■ S Site,
 ■ Home
 ■ A Away
 N Neutral

RPI	S	Opponent	Score
327	H	Saint Peter's	61 56

C
a
n
i
s
i
u
s

C
a
n
i
s
i
u
s

Canisius

Central Ark.

Through Games Of March 7, 2017

Average RPI Win:	263	WON-LOST	WINNING	LAST 10	STRENGTH OF	OPP. STRENGTH	TEAM	ADJ.	CONF.	ADJ CONF.
Average RPI Loss:	91	RECORD	PCT. RANK	GAMES	SCHEDULE	OF SCHEDULE	RPI	RPI	RPI	RPI
DIV. I ONLY	20- 4	14	10- 0	314	274	97	97	27	27	
DIV. I NON-CONF.	4- 2	97	0- 0	296	60	107	107	27	27	
TOTALS	RPI 1-25	RPI 26-50	W-L RECORDS	RPI 51-100	RPI 101-150	RPI 150+				
20- 4	0- 1	0- 0	OVERALL	2- 0	1- 3	17- 0				
9- 1	0- 0	0- 0	HOME	1- 0	1- 1	7- 0				
9- 3	0- 0	0- 0	AWAY	1- 0	0- 1	8- 0				
2- 0	0- 0	0- 0	NEUTRAL	0- 0	0- 0	2- 0				
4- 2	0- 1	0- 0	NON-CONFERENCE	0- 0	0- 1	4- 0				
1- 0	0- 0	0- 0	HOME	0- 0	0- 0	1- 0				
1- 2	0- 1	0- 0	AWAY	0- 0	0- 1	1- 0				
2- 0	0- 0	0- 0	NEUTRAL	0- 0	0- 0	2- 0				
16- 2	0- 0	0- 0	CONFERENCE	2- 0	1- 2	13- 0				
8- 1	0- 0	0- 0	HOME	1- 0	1- 1	6- 0				
8- 1	0- 0	0- 0	AWAY	1- 0	0- 1	7- 0				
0- 0	0- 0	0- 0	NEUTRAL	0- 0	0- 0	0- 0				

RPI 1-25				RPI 26-50				RPI 51-100				RPI 101+ Team's RPI: 97			
RPI	S	Opponent	Score	RPI	S	Opponent	Score	RPI	S	Opponent	Score	RPI	S	Opponent	Score
22	A	Texas A&M	49 74					99	A	SFA	67 63	104	A	Texas Tech	45 79
								99	H	SFA	70 58	107	A	Abilene Christian	76 83
												107	H	Abilene Christian	80 70
												131	H	Lamar University	56 70
												175	N	Houston	69 55
												219	A	New Orleans	55 51
												227	N	Liberty	61 41
												283	A	A&M-Corpus Christi	49 41
												286	A	McNeese	72 49
												286	H	McNeese	67 52
												287	A	Nicholls St.	61 52
												293	A	Northwestern St.	62 51
												293	H	Northwestern St.	76 43
												305	A	Alcorn	71 57
												305	H	Alcorn	59 45
												328	A	Southeastern La.	78 64
												328	H	Southeastern La.	77 55
												332	H	Incarinate Word	63 50
												338	A	Houston Baptist	80 49
												338	H	Houston Baptist	83 39
												340	H	Sam Houston St.	75 48
LAST 12 Division I GAMES:															
293	A	Northwestern St.	62 51	107	H	Abilene Christian	80 70								
99	H	SFA	70 58	328	H	Southeastern La.	77 55								
328	A	Southeastern La.	78 64	286	A	McNeese	72 49								
338	H	Houston Baptist	83 39	332	H	Incarinate Word	63 50								
340	H	Sam Houston St.	75 48	99	A	SFA	67 63								
287	A	Nicholls St.	61 52	219	A	New Orleans	55 51								

Non-Div I Games: Crowley's Ridge 102 31 Williams Baptist 82 32 Central Baptist 94 47 Hendrix 71 39 Central Ark.

Loss, Non-Conf, S Site, H Home A Away N Neutral

Average RPI Win:	296	WON-LOST	WINNING	LAST 10	STRENGTH OF	OPP. STRENGTH	TEAM	ADJ.	CONF.	ADJ CONF.
Average RPI Loss:	216	RECORD	PCT. RANK	GAMES	SCHEDULE	OF SCHEDULE	RPI	RPI	RPI	RPI
DIV. I ONLY	11- 19	248	3- 7	325	323	306	306	31	31	
DIV. I NON-CONF.	1- 10	325	0- 0	293	151	343	343	32	32	
TOTALS	RPI 1-25	RPI 26-50	W-L RECORDS	RPI 51-100	RPI 101-150	RPI 150+				
11- 19	0- 0	0- 1	OVERALL	0- 1	0- 1	11- 16				
7- 5	0- 0	0- 0	HOME	0- 0	0- 0	7- 5				
4- 13	0- 0	0- 1	AWAY	0- 1	0- 1	4- 10				
0- 1	0- 0	0- 0	NEUTRAL	0- 0	0- 0	0- 1				
1- 10	0- 0	0- 1	NON-CONFERENCE	0- 1	0- 1	1- 7				
1- 2	0- 0	0- 0	HOME	0- 0	0- 0	1- 2				
0- 7	0- 0	0- 1	AWAY	0- 1	0- 1	0- 4				
0- 1	0- 0	0- 0	NEUTRAL	0- 0	0- 0	0- 1				
10- 9	0- 0	0- 0	CONFERENCE	0- 0	0- 0	10- 9				
6- 3	0- 0	0- 0	HOME	0- 0	0- 0	6- 3				
4- 6	0- 0	0- 0	AWAY	0- 0	0- 0	4- 6				
0- 0	0- 0	0- 0	NEUTRAL	0- 0	0- 0	0- 0				

RPI S	Opponent	Score	RPI S	Opponent	Score	RPI S	Opponent	Score	RPI S	Opponent	Score	Team's RPI: 306
			31 A	Syracuse	63 95	75 A	New Hampshire	52 56	105 A	Virginia Tech	47 81	
									176 A	Boston College	46 66	
									183 H	Hartford	58 68	
									191 A	Robert Morris	46 55	
									191 H	Robert Morris	39 62	
									193 A	Sacred Heart	61 82	
									193 H	Sacred Heart	67 50	
									198 A	Seton Hall	70 78	
									216 A	Dartmouth	51 61	
									242 A	Saint Francis (PA)	81 87	
									242 A	Saint Francis (PA)	65 57	
									242 H	Saint Francis (PA)	70 72	
									258 A	Bryant	64 70	
									258 H	Bryant	53 52	
									261 H	Stony Brook	59 64	
									266 N	San Diego St.	62 80	
									274 H	Vermont	78 76	
									289 A	Mt. St. Mary's	66 81	
									289 H	Mt. St. Mary's	68 58	
									309 A	Massachusetts	37 76	
									324 A	St. Francis Brooklyn	61 53	
									324 H	St. Francis Brooklyn	71 44	
									335 A	LIU Brooklyn	76 71	
									335 H	LIU Brooklyn	62 68	
									339 A	Fairleigh Dickinson	64 77	
									339 H	Fairleigh Dickinson	68 49	
LAST 12 Division I GAMES:												
			242 A	Saint Francis (PA)	65 57		193 A	Sacred Heart	61 82			
			258 A	Bryant	64 70		341 A	Wagner	83 71			
			324 H	St. Francis Brooklyn	71 44		289 A	Mt. St. Mary's	66 81			
			242 H	Saint Francis (PA)	70 72		335 H	LIU Brooklyn	62 68			
			191 H	Robert Morris	39 62		258 H	Bryant	53 52			
			339 A	Fairleigh Dickinson	64 77		191 A	Robert Morris	46 55			

Non-Div I Games:

Central Conn. St.

■ Loss,
 ■ Non-Conf,
 ■ S Site,
 ■ H Home
 ■ A Away
 N Neutral

RPI	S	Opponent	Score
341	A	Wagner	83 71
341	H	Wagner	66 53

Central Conn. St.

Central Mich.

Through Games Of March 7, 2017

Average RPI Win:	188	WON-LOST	WINNING	LAST 10	STRENGTH OF	OPP. STRENGTH	TEAM	ADJ.	CONF.	ADJ CONF.
Average RPI Loss:	64	RECORD	PCT. RANK	GAMES	SCHEDULE	OF SCHEDULE	RPI	RPI	RPI	RPI
DIV. I ONLY	23- 7	34	9- 1	99	101	39	39	10	10	
DIV. I NON-CONF.	8- 4	97	0- 0	244	55	140	140	11	11	
TOTALS	RPI 1-25	RPI 26-50	W-L RECORDS	RPI 51-100	RPI 101-150	RPI 150+				
23- 7	0- 1	0- 1	OVERALL	6- 3	4- 2	13- 0				
15- 1	0- 0	0- 1	HOME	3- 0	4- 0	8- 0				
6- 6	0- 1	0- 0	AWAY	3- 3	0- 2	3- 0				
2- 0	0- 0	0- 0	NEUTRAL	0- 0	0- 0	2- 0				
8- 4	0- 1	0- 1	NON-CONFERENCE	0- 2	2- 0	6- 0				
6- 1	0- 0	0- 1	HOME	0- 0	2- 0	4- 0				
0- 3	0- 1	0- 0	AWAY	0- 2	0- 0	0- 0				
2- 0	0- 0	0- 0	NEUTRAL	0- 0	0- 0	2- 0				
15- 3	0- 0	0- 0	CONFERENCE	6- 1	2- 2	7- 0				
9- 0	0- 0	0- 0	HOME	3- 0	2- 0	4- 0				
6- 3	0- 0	0- 0	AWAY	3- 1	0- 2	3- 0				
0- 0	0- 0	0- 0	NEUTRAL	0- 0	0- 0	0- 0				

RPI 1-25				RPI 26-50				Team's RPI: 39	RPI 51-100				RPI 101+			
RPI	S	Opponent	Score	RPI	S	Opponent	Score		RPI	S	Opponent	Score	RPI	S	Opponent	Score
2	A	Notre Dame	47 107	29	H	Elon	57 71		54	A	Purdue	51 62	101	A	Buffalo	56 67
									63	A	Toledo	72 74	101	H	Buffalo	88 71
									63	H	Toledo	72 61	111	H	Saint Joseph's	73 71
									65	A	Ohio	70 64	117	A	Ball St.	73 81
									65	H	Ohio	64 59	117	H	Ball St.	101 92
									81	A	Middle Tenn.	69 79	150	H	Oakland	70 67
									90	A	Northern Ill.	109 94	171	A	Western Mich.	94 73
									90	H	Northern Ill.	109 86	171	H	Western Mich.	94 83
									92	A	Kent St.	91 78	207	H	Illinois	82 51
													236	H	Akron	89 62
													245	H	Miami (OH)	80 61
													254	A	Bowling Green	76 65
													257	H	Furman	81 71
													280	A	Eastern Mich.	104 63
													280	H	Eastern Mich.	71 48
													303	N	North Dakota St.	77 55
													321	H	Ill.-Chicago	77 55
													323	H	Loyola Chicago	95 57
													334	N	Utah Valley	71 62
LAST 12 Division I GAMES:																
280	H	Eastern Mich.	71 48	171	H	Western Mich.	94 83									
171	A	Western Mich.	94 73	90	A	Northern Ill.	109 94									
117	A	Ball St.	73 81	280	A	Eastern Mich.	104 63									
90	H	Northern Ill.	109 86	65	H	Ohio	64 59									
63	H	Toledo	72 61	63	A	Toledo	72 74									
65	A	Ohio	70 64	101	A	Buffalo	56 67									

Non-Div I Games:

Central Mich.

■ Loss,
 ■ Non-Conf,
 S Site,
 ■ Home
 ■ Away
 N Neutral

Charleston So.

Through Games Of March 7, 2017

Average RPI Win:	278	WON-LOST	WINNING	LAST 10	STRENGTH OF	OPP. STRENGTH	TEAM	ADJ.	CONF.	ADJ CONF.
Average RPI Loss:	195	RECORD	PCT. RANK	GAMES	SCHEDULE	OF SCHEDULE	RPI	RPI	RPI	RPI
DIV. I ONLY	14- 12	153	6- 4	341	302	256	256	28	28	
DIV. I NON-CONF.	3- 5	223	0- 0	343	182	323	323	28	28	
TOTALS	RPI 1-25	RPI 26-50	W-L RECORDS	RPI 51-100	RPI 101-150	RPI 150+				
14- 12	0- 0	0- 1	OVERALL	0- 0	1- 2	13- 9				
9- 4	0- 0	0- 0	HOME	0- 0	1- 0	8- 4				
5- 8	0- 0	0- 1	AWAY	0- 0	0- 2	5- 5				
0- 0	0- 0	0- 0	NEUTRAL	0- 0	0- 0	0- 0				
3- 5	0- 0	0- 1	NON-CONFERENCE	0- 0	0- 1	3- 3				
2- 2	0- 0	0- 0	HOME	0- 0	0- 0	2- 2				
1- 3	0- 0	0- 1	AWAY	0- 0	0- 1	1- 1				
0- 0	0- 0	0- 0	NEUTRAL	0- 0	0- 0	0- 0				
11- 7	0- 0	0- 0	CONFERENCE	0- 0	1- 1	10- 6				
7- 2	0- 0	0- 0	HOME	0- 0	1- 0	6- 2				
4- 5	0- 0	0- 0	AWAY	0- 0	0- 1	4- 4				
0- 0	0- 0	0- 0	NEUTRAL	0- 0	0- 0	0- 0				

RPI 1-25			RPI 26-50			RPI 51-100			RPI 101+ Team's RPI: 256		
RPI	S	Opponent	Score	RPI	S	Opponent	Score	RPI	S	Opponent	Score
				41	A	West Virginia	38 88				

Non-Div I Games: Southern Wesleyan 80 57 Montreat 79 50 Paine 75 67

Charleston So.

Loss, Non-Conf, S Site, H Home A Away N Neutral

Average RPI Win:	208	WON-LOST	WINNING	LAST 10	STRENGTH OF	OPP. STRENGTH	TEAM	ADJ.	CONF.	ADJ CONF.
Average RPI Loss:	98	RECORD	PCT. RANK	GAMES	SCHEDULE	OF SCHEDULE	RPI	RPI	RPI	RPI
DIV. I ONLY	20- 9	72	5- 5	207	99	114	114	14	14	
DIV. I NON-CONF.	8- 3	67	0- 0	292	31	115	115	16	16	
TOTALS	RPI 1-25	RPI 26-50	W-L RECORDS	RPI 51-100	RPI 101-150	RPI 150+				
20- 9	0- 1	1- 1	OVERALL	0- 3	3- 2	16- 2				
10- 4	0- 0	1- 0	HOME	0- 1	0- 1	9- 2				
10- 3	0- 1	0- 1	AWAY	0- 0	3- 1	7- 0				
0- 2	0- 0	0- 0	NEUTRAL	0- 2	0- 0	0- 0				
8- 3	0- 1	0- 0	NON-CONFERENCE	0- 2	1- 0	7- 0				
5- 0	0- 0	0- 0	HOME	0- 0	0- 0	5- 0				
3- 1	0- 1	0- 0	AWAY	0- 0	1- 0	2- 0				
0- 2	0- 0	0- 0	NEUTRAL	0- 2	0- 0	0- 0				
12- 6	0- 0	1- 1	CONFERENCE	0- 1	2- 2	9- 2				
5- 4	0- 0	1- 0	HOME	0- 1	0- 1	4- 2				
7- 2	0- 0	0- 1	AWAY	0- 0	2- 1	5- 0				
0- 0	0- 0	0- 0	NEUTRAL	0- 0	0- 0	0- 0				

RPI S	Opponent	Score	RPI S	Opponent	Score	RPI S	Opponent	Score	RPI S	Opponent	Score	Team's RPI: 114
15	A Miami (FL)	46 80	40	A Western Ky.	74 75	62	N Boise St.	65 68	118	A Southern Miss.	78 61	
			40	H Western Ky.	89 85	78	N Utah	68 81	125	A Duquesne	77 63	
						81	H Middle Tenn.	81 83	130	A Old Dominion	86 75	
									130	H Old Dominion	70 72	
									145	A Louisiana Tech	54 80	
									159	A Pittsburgh	70 63	
									161	A Rice	69 51	
									161	H Rice	52 55	
									167	H East Carolina	79 64	
									174	H UAB	81 88	
									178	H UTSA	78 67	
									194	A North Texas	78 63	
									194	H North Texas	66 49	
									203	A Col. of Charleston	62 49	
									212	H Wisconsin	63 48	
									230	H Presbyterian	71 63	
									246	A Marshall	89 75	
									246	H Marshall	93 77	
									277	H Davidson	93 79	
									300	H UTEP	84 74	
									307	A FIU	101 54	
									337	A Fla. Atlantic	72 66	
									343	H Longwood	66 41	
LAST 12 Division I GAMES:												
300	H UTEP	84 74	174	H UAB	81 88							
178	H UTSA	78 67	307	A FIU	101 54							
246	A Marshall	89 75	337	A Fla. Atlantic	72 66							
40	A Western Ky.	74 75	161	H Rice	52 55							
130	H Old Dominion	70 72	194	H North Texas	66 49							
81	H Middle Tenn.	81 83	130	A Old Dominion	86 75							

Non-Div I Games:

Charlotte

■ Loss,
■ Non-Conf, S Site,
■ Home
■ Away
N Neutral

Chattanooga

Through Games Of March 7, 2017

Average RPI Win:	211	WON-LOST	WINNING	LAST 10	STRENGTH OF	OPP. STRENGTH	TEAM	ADJ.	CONF.	ADJ CONF.
Average RPI Loss:	86	RECORD	PCT. RANK	GAMES	SCHEDULE	OF SCHEDULE	RPI	RPI	RPI	RPI
DIV. I ONLY	21- 10	82	9- 1	83	124	66	66	17	17	
DIV. I NON-CONF.	6- 8	203	0- 0	48	16	102	102	20	20	
TOTALS	RPI 1-25	RPI 26-50	W-L RECORDS	RPI 51-100	RPI 101-150	RPI 150+				
21- 10	0- 3	0- 2	OVERALL	4- 1	0- 2	17- 2				
8- 4	0- 1	0- 2	HOME	2- 1	0- 0	6- 0				
8- 5	0- 2	0- 0	AWAY	1- 0	0- 1	7- 2				
5- 1	0- 0	0- 0	NEUTRAL	1- 0	0- 1	4- 0				
6- 8	0- 3	0- 2	NON-CONFERENCE	1- 1	0- 2	5- 0				
1- 4	0- 1	0- 2	HOME	1- 1	0- 0	0- 0				
3- 3	0- 2	0- 0	AWAY	0- 0	0- 1	3- 0				
2- 1	0- 0	0- 0	NEUTRAL	0- 0	0- 1	2- 0				
15- 2	0- 0	0- 0	CONFERENCE	3- 0	0- 0	12- 2				
7- 0	0- 0	0- 0	HOME	1- 0	0- 0	6- 0				
5- 2	0- 0	0- 0	AWAY	1- 0	0- 0	4- 2				
3- 0	0- 0	0- 0	NEUTRAL	1- 0	0- 0	2- 0				

RPI 1-25				RPI 26-50				RPI 51-100 Team's RPI: 66				RPI 101+			
RPI	S	Opponent	Score	RPI	S	Opponent	Score	RPI	S	Opponent	Score	RPI	S	Opponent	Score
1	A	UConn	43 80	26	H	Green Bay	55 71	82	H	Florida	61 72	103	A	FGCU	55 68
2	H	Notre Dame	58 79	50	H	Indiana	76 79	91	A	Mercer	74 56	127	N	Maine	39 49
11	A	Louisville	47 63					91	H	Mercer	70 50	200	A	UNCG	72 75
								91	N	Mercer	61 59	200	H	UNCG	58 55
								98	H	Stetson	66 55	200	N	UNCG	75 53
												202	A	ETSU	70 62
												202	H	ETSU	60 45
												218	A	UT Martin	80 60
												228	A	Rutgers	66 53
												229	A	Samford	77 61
												229	H	Samford	51 45
												230	A	Presbyterian	56 48
												240	A	Wofford	71 61
												240	H	Wofford	76 56
												254	N	Bowling Green	54 49
												257	A	Furman	48 65
												257	H	Furman	66 43
												279	A	Western Caro.	60 48
												279	H	Western Caro.	67 46
												279	N	Western Caro.	85 41
												299	N	Lafayette	68 43
LAST 12 Division I GAMES:															
		91 N Mercer	61 59			200 A UNCG	72 75								
		200 N UNCG	75 53			202 A ETSU	70 62								
		279 N Western Caro.	85 41			229 H Samford	51 45								
		240 H Wofford	76 56			91 H Mercer	70 50								
		257 H Furman	66 43			257 A Furman	48 65								
		279 A Western Caro.	60 48			240 A Wofford	71 61								

Non-Div I Games:

Chattanooga

■ Loss,
■ Non-Conf, S Site,
■ Home
■ Away
N Neutral

Chicago St.

Through Games Of March 7, 2017

Average RPI Win:	0	WON-LOST	WINNING	LAST 10	STRENGTH OF	OPP. STRENGTH	TEAM	ADJ.	CONF.	ADJ CONF.
Average RPI Loss:	204	RECORD	PCT. RANK	GAMES	SCHEDULE	OF SCHEDULE	RPI	RPI	RPI	RPI
DIV. I ONLY	0- 28	348	0- 10	173	321	345	345	29	29	
DIV. I NON-CONF.	0- 14	335	0- 0	89	305	319	319	29	29	
TOTALS	RPI 1-25	RPI 26-50	W-L RECORDS	RPI 51-100	RPI 101-150	RPI 150+				
0- 28	0- 1	0- 0	OVERALL	0- 3	0- 6	0- 18				
0- 13	0- 0	0- 0	HOME	0- 1	0- 3	0- 9				
0- 15	0- 1	0- 0	AWAY	0- 2	0- 3	0- 9				
0- 0	0- 0	0- 0	NEUTRAL	0- 0	0- 0	0- 0				
0- 14	0- 1	0- 0	NON-CONFERENCE	0- 3	0- 4	0- 6				
0- 6	0- 0	0- 0	HOME	0- 1	0- 2	0- 3				
0- 8	0- 1	0- 0	AWAY	0- 2	0- 2	0- 3				
0- 0	0- 0	0- 0	NEUTRAL	0- 0	0- 0	0- 0				
0- 14	0- 0	0- 0	CONFERENCE	0- 0	0- 2	0- 12				
0- 7	0- 0	0- 0	HOME	0- 0	0- 1	0- 6				
0- 7	0- 0	0- 0	AWAY	0- 0	0- 1	0- 6				
0- 0	0- 0	0- 0	NEUTRAL	0- 0	0- 0	0- 0				

RPI S	Opponent	Score	RPI S	Opponent	Score	RPI S	Opponent	Score	RPI S	Opponent	Score	Team's RPI: 345
21	A Kansas St.	33 83				60	H Western Ill.	50 54	117	A Ball St.	53 88	
						69	A Northwestern	42 75	140	A New Mexico St.	63 100	
						90	A Northern Ill.	85 94	140	H New Mexico St.	54 65	
									141	H Wright St.	65 71	
									146	A Milwaukee	49 71	
									150	H Oakland	60 80	
									171	H Western Mich.	51 64	
									179	A Morehead St.	55 63	
									181	A Cincinnati	53 81	
									214	A Seattle U	53 82	
									214	H Seattle U	51 64	
									225	A UTRGV	43 71	
									225	H UTRGV	46 57	
									247	A Grand Canyon	39 57	
									247	H Grand Canyon	62 73	
									250	A CSU Bakersfield	48 83	
									250	H CSU Bakersfield	67 71	
									292	H Valparaiso	51 53	
									311	A UMKC	53 62	
									311	H UMKC	55 71	
									320	H NJIT	42 57	
									323	A Loyola Chicago	54 59	
									334	A Utah Valley	54 73	
									334	H Utah Valley	59 62	
LAST 12 Division I GAMES:												
311	H UMKC	55 71	140	H New Mexico St.	54 65							
250	H CSU Bakersfield	67 71	247	A Grand Canyon	39 57							
247	H Grand Canyon	62 73	250	A CSU Bakersfield	48 83							
311	A UMKC	53 62	225	H UTRGV	46 57							
334	A Utah Valley	54 73	214	H Seattle U	51 64							
214	A Seattle U	53 82	334	H Utah Valley	59 62							

Non-Div I Games:

Chicago St.

■ Loss,
 ■ Non-Conf, S Site,
 ■ Home
 ■ Away
 N Neutral

Average RPI Win:	216	WON-LOST	WINNING	LAST 10	STRENGTH OF	OPP. STRENGTH	TEAM	ADJ.	CONF.	ADJ CONF.
Average RPI Loss:	102	RECORD	PCT. RANK	GAMES	SCHEDULE	OF SCHEDULE	RPI	RPI	RPI	RPI
DIV. I ONLY	15- 14	165	2- 8	223	82	181	181	5	5	
DIV. I NON-CONF.	8- 4	97	0- 0	332	264	222	222	5	5	
TOTALS	RPI 1-25	RPI 26-50	W-L RECORDS	RPI 51-100	RPI 101-150	RPI 150+				
15- 14	0- 3	0- 1	OVERALL	2- 5	0- 1	13- 4				
10- 6	0- 1	0- 0	HOME	2- 2	0- 1	8- 2				
5- 7	0- 2	0- 1	AWAY	0- 3	0- 0	5- 1				
0- 1	0- 0	0- 0	NEUTRAL	0- 0	0- 0	0- 1				
8- 4	0- 1	0- 0	NON-CONFERENCE	0- 1	0- 0	8- 2				
5- 3	0- 0	0- 0	HOME	0- 1	0- 0	5- 2				
3- 1	0- 1	0- 0	AWAY	0- 0	0- 0	3- 0				
0- 0	0- 0	0- 0	NEUTRAL	0- 0	0- 0	0- 0				
7- 10	0- 2	0- 1	CONFERENCE	2- 4	0- 1	5- 2				
5- 3	0- 1	0- 0	HOME	2- 1	0- 1	3- 0				
2- 6	0- 1	0- 1	AWAY	0- 3	0- 0	2- 1				
0- 1	0- 0	0- 0	NEUTRAL	0- 0	0- 0	0- 1				

RPI 1-25				RPI 26-50				RPI 51-100				RPI 101+ Team's RPI: 181			
RPI	S	Opponent	Score	RPI	S	Opponent	Score	RPI	S	Opponent	Score	RPI	S	Opponent	Score
1	H	UConn	49 96	30	A	South Fla.	52 72	74	A	Tulane	51 62	143	H	Tulsa	61 78
18	A	Temple	64 88					74	H	Tulane	68 74	165	A	Memphis	66 59
25	A	Ohio St.	38 80					85	H	Georgia	48 51	165	H	Memphis	68 57
								95	A	UCF	44 64	167	A	East Carolina	69 80
								95	H	UCF	63 57	167	H	East Carolina	74 64
								100	A	SMU	47 64	175	A	Houston	71 62
								100	H	SMU	67 65	175	H	Houston	85 64
												175	N	Houston	61 74
												205	H	Xavier	61 72
												213	H	Howard	66 56
												235	H	Indiana St.	55 63
												245	A	Miami (OH)	49 43
												254	A	Bowling Green	68 58
												268	A	Southeast Mo. St.	83 75
												281	H	Tennessee Tech	60 38
												285	H	Ark.-Pine Bluff	72 42
												301	H	Eastern Ill.	78 64
												345	H	Chicago St.	81 53
LAST 12 Division I GAMES:															
175	N	Houston	61 74	175	A	Houston	71 62								
143	H	Tulsa	61 78	1	H	UConn	49 96								
18	A	Temple	64 88	30	A	South Fla.	52 72								
167	A	East Carolina	69 80	74	H	Tulane	68 74								
165	H	Memphis	68 57	95	A	UCF	44 64								
74	A	Tulane	51 62	167	H	East Carolina	74 64								

Non-Div I Games: Clarion 92 54

Cincinnati

Loss, Non-Conf, S Site, H Home A Away N Neutral

Average RPI Win:	197	WON-LOST	WINNING	LAST 10	STRENGTH OF	OPP. STRENGTH	TEAM	ADJ.	CONF.	ADJ CONF.
Average RPI Loss:	41	RECORD	PCT. RANK	GAMES	SCHEDULE	OF SCHEDULE	RPI	RPI	RPI	RPI
DIV. I ONLY	15- 16	176	4- 6	47	56	112	112	3	3	
DIV. I NON-CONF.	11- 2	23	0- 0	192	281	73	73	4	4	
TOTALS	RPI 1-25	RPI 26-50	W-L RECORDS	RPI 51-100	RPI 101-150	RPI 150+				
15- 16	0- 8	0- 3	OVERALL	1- 3	5- 1	9- 1				
9- 7	0- 3	0- 2	HOME	1- 1	3- 1	5- 0				
3- 8	0- 4	0- 1	AWAY	0- 2	0- 0	3- 1				
3- 1	0- 1	0- 0	NEUTRAL	0- 0	2- 0	1- 0				
11- 2	0- 1	0- 1	NON-CONFERENCE	0- 0	3- 0	8- 0				
7- 1	0- 0	0- 1	HOME	0- 0	2- 0	5- 0				
2- 1	0- 1	0- 0	AWAY	0- 0	0- 0	2- 0				
2- 0	0- 0	0- 0	NEUTRAL	0- 0	1- 0	1- 0				
4- 14	0- 7	0- 2	CONFERENCE	1- 3	2- 1	1- 1				
2- 6	0- 3	0- 1	HOME	1- 1	1- 1	0- 0				
1- 7	0- 3	0- 1	AWAY	0- 2	0- 0	1- 1				
1- 1	0- 1	0- 0	NEUTRAL	0- 0	1- 0	0- 0				

RPI S	Opponent	Score	RPI S	Opponent	Score	RPI S	Opponent	Score	RPI S	Opponent	Score	Team's RPI: 112
2	H Notre Dame	80 84	31	H Syracuse	62 88	51	H Virginia	37 69	105	H Virginia Tech	69 78	
3	A South Carolina	61 83	35	H Oregon	59 87	58	A Georgia Tech	58 72	105	N Virginia Tech	67 66	
8	A Duke	37 65	38	A North Carolina St.	53 65	58	H Georgia Tech	62 61	120	H North Carolina	78 67	
11	H Louisville	46 60				86	A Wake Forest	56 68	127	H Maine	69 61	
11	N Louisville	46 68							141	N Wright St.	75 51	
12	A Florida St.	47 80							145	H Louisiana Tech	78 67	
12	H Florida St.	27 86							159	A Pittsburgh	54 46	
15	A Miami (FL)	57 81							172	H Bethune-Cookman	59 38	
									176	A Boston College	48 60	
									217	A Monmouth	60 47	
									249	H Ga. Southern	58 47	
									251	A Jacksonville St.	69 63	
									255	H Coastal Caro.	64 57	
									279	H Western Caro.	78 63	
									323	N Loyola Chicago	61 40	
									348	H South Carolina St.	56 36	
LAST 12 Division I GAMES:												
	11	N Louisville	46	68	159	A Pittsburgh	54	46				
	105	N Virginia Tech	67	66	120	H North Carolina	78	67				
	58	A Georgia Tech	58	72	8	A Duke	37	65				
	12	A Florida St.	47	80	58	H Georgia Tech	62	61				
	2	H Notre Dame	80	84	11	H Louisville	46	60				
	15	A Miami (FL)	57	81	38	A North Carolina St.	53	65				

Non-Div I Games:

Clemson

■ Loss,
■ Non-Conf, S Site,
■ Home
■ Away
N Neutral

Cleveland State				Through Games of March 7, 1917						
Average RPI Win:	266	WON-LOST	WINNING	LAST 10	STRENGTH OF	OPP. STRENGTH	TEAM	ADJ.	CONF.	ADJ CONF.
Average RPI Loss:	129	RECORD	PCT. RANK	GAMES	SCHEDULE	OF SCHEDULE	RPI	RPI	RPI	RPI
DIV. I ONLY		13- 15	201	4- 6	166	246	184	184	18	18
DIV. I NON-CONF.		4- 5	198	0- 0	132	266	143	143	21	21
TOTALS		RPI 1-25	RPI 26-50		W-L RECORDS		RPI 51-100	RPI 101-150		RPI 150+
13- 15	0- 1	0- 2		OVERALL		0- 2	2- 8		11- 2	
5- 6	0- 0	0- 1		HOME		0- 1	1- 3		4- 1	
7- 8	0- 1	0- 1		AWAY		0- 1	1- 4		6- 1	
1- 1	0- 0	0- 0		NEUTRAL		0- 0	0- 1		1- 0	
4- 5		0- 1	0- 0		NON-CONFERENCE		0- 2	0- 1		4- 1
0- 2		0- 0	0- 0		HOME		0- 1	0- 0		0- 1
3- 3		0- 1	0- 0		AWAY		0- 1	0- 1		3- 0
1- 0		0- 0	0- 0		NEUTRAL		0- 0	0- 0		1- 0
9- 10		0- 0	0- 2		CONFERENCE		0- 0	2- 7		7- 1
5- 4		0- 0	0- 1		HOME		0- 0	1- 3		4- 0
4- 5		0- 0	0- 1		AWAY		0- 0	1- 3		3- 1
0- 1		0- 0	0- 0		NEUTRAL		0- 0	0- 1		0- 0

RPI 1-25					
RPI	S	Opponent	Score		
25	A	Ohio St.	78	96	
RPI 26-50					
RPI	S	Opponent	Score		
26	A	Green Bay	60	79	
26	H	Green Bay	51	65	
RPI 51-100					
RPI	S	Opponent	Score		
63	H	Toledo	59	92	
72	A	Bucknell	66	77	
Team's RPI: 184					
RPI 101+					
RPI	S	Opponent	Score		
136	A	Navy	63	88	
139	A	Detroit Mercy	54	66	
139	H	Detroit Mercy	75	50	
139	N	Detroit Mercy	56	70	
141	A	Wright St.	63	84	
141	H	Wright St.	60	65	
146	A	Milwaukee	72	76	
146	H	Milwaukee	78	80	
150	A	Oakland	74	62	
150	H	Oakland	79	93	
233	N	Richmond	69	65	
241	A	Evansville	66	62	
254	A	Bowling Green	64	56	
265	H	Niagara	49	67	
292	A	Valparaiso	66	62	
292	H	Valparaiso	71	60	
297	A	Northern Ky.	58	54	
297	H	Northern Ky.	77	58	
301	A	Eastern Ill.	66	56	
319	A	Youngstown St.	67	92	
319	H	Youngstown St.	71	68	
321	A	Ill.-Chicago	63	59	
321	H	Ill.-Chicago	77	59	
LAST 12 Division I GAMES:					
139	N	Detroit Mercy	56	70	
150	H	Oakland	79	93	
139	H	Detroit Mercy	75	50	
297	H	Northern Ky.	77	58	
141	H	Wright St.	60	65	
146	A	Milwaukee	72	76	
26	A	Green Bay	60	79	
292	A	Valparaiso	66	62	
321	A	Ill.-Chicago	63	59	
26	H	Green Bay	51	65	
146	H	Milwaukee	78	80	
139	A	Detroit Mercy	54	66	

Non-Div I Games:	Notre Dame (OH)	51	66	Lake Erie	65	42
------------------	-----------------	----	----	-----------	----	----

Cleveland St.

Loss, Non-Conf, S Site, H Home A Away N Neutral

Average RPI Win:	259	WON-LOST	WINNING	LAST 10	STRENGTH OF	OPP. STRENGTH	TEAM	ADJ.	CONF.	ADJ CONF.
Average RPI Loss:	178	RECORD	PCT. RANK	GAMES	SCHEDULE	OF SCHEDULE	RPI	RPI	RPI	RPI
DIV. I ONLY	12- 15	207	4- 6	312	253	255	255	21	21	
DIV. I NON-CONF.	4- 4	165	0- 0	347	323	290	290	19	19	
TOTALS	RPI 1-25	RPI 26-50	W-L RECORDS	RPI 51-100	RPI 101-150	RPI 150+				
12- 15	0- 0	0- 2	OVERALL	0- 2	0- 2	12- 9				
6- 5	0- 0	0- 1	HOME	0- 1	0- 0	6- 3				
5- 9	0- 0	0- 1	AWAY	0- 1	0- 2	5- 5				
1- 1	0- 0	0- 0	NEUTRAL	0- 0	0- 0	1- 1				
4- 4	0- 0	0- 0	NON-CONFERENCE	0- 0	0- 1	4- 3				
1- 1	0- 0	0- 0	HOME	0- 0	0- 0	1- 1				
2- 3	0- 0	0- 0	AWAY	0- 0	0- 1	2- 2				
1- 0	0- 0	0- 0	NEUTRAL	0- 0	0- 0	1- 0				
8- 11	0- 0	0- 2	CONFERENCE	0- 2	0- 1	8- 6				
5- 4	0- 0	0- 1	HOME	0- 1	0- 0	5- 2				
3- 6	0- 0	0- 1	AWAY	0- 1	0- 1	3- 3				
0- 1	0- 0	0- 0	NEUTRAL	0- 0	0- 0	0- 1				

RPI 1-25			RPI 26-50			RPI 51-100			RPI 101+			Team's RPI: 255			
RPI	S	Opponent	Score	RPI	S	Opponent	Score	RPI	S	Opponent	Score				
				45	A	Little Rock	47 79	83	A	UT Arlington	58 60	112	A	Clemson	57 64
				45	H	Little Rock	66 74	83	H	UT Arlington	41 70	123	A	Troy	66 78
												155	H	Louisiana	71 68
												162	A	Texas St.	62 83
												162	H	Texas St.	64 48
												203	A	Col. of Charleston	79 72
												215	A	Appalachian St.	56 53
												215	H	Appalachian St.	60 55
												215	N	Appalachian St.	58 79
												240	A	Wofford	62 67
												242	H	Saint Francis (PA)	59 70
												243	A	South Ala.	61 45
												246	A	Marshall	66 84
												249	A	Ga. Southern	70 78
												249	H	Ga. Southern	62 65
												262	A	Georgia St.	73 67
												262	H	Georgia St.	48 69
												316	A	Fort Wayne	72 57
												318	A	Arkansas St.	52 60
												318	H	Arkansas St.	57 55
												331	H	La.-Monroe	75 48
												336	H	N.C. Central	66 50
												348	N	South Carolina St.	63 54
LAST 12 Division I GAMES:															
				215	N	Appalachian St.	58 79	249	H	Ga. Southern	62 65				
				215	A	Appalachian St.	56 53	262	H	Georgia St.	48 69				
				155	H	Louisiana	71 68	45	A	Little Rock	47 79				
				331	H	La.-Monroe	75 48	318	A	Arkansas St.	52 60				
				123	A	Troy	66 78	162	H	Texas St.	64 48				
				243	A	South Ala.	61 45	83	H	UT Arlington	41 70				

Non-Div I Games: Pfeiffer 91 49 Catawba 58 63

Coastal Caro.

Loss, Non-Conf, S Site, H Home A Away N Neutral

Average RPI Win:	196	WON-LOST	WINNING	LAST 10	STRENGTH OF	OPP. STRENGTH	TEAM	ADJ.	CONF.	ADJ CONF.
Average RPI Loss:	122	RECORD	PCT. RANK	GAMES	SCHEDULE	OF SCHEDULE	RPI	RPI	RPI	RPI
DIV. I ONLY	9- 20	273	3- 7	94	100	203	203	9	9	
DIV. I NON-CONF.	3- 8	262	0- 0	163	178	219	219	8	8	
TOTALS	RPI 1-25	RPI 26-50	W-L RECORDS	RPI 51-100	RPI 101-150	RPI 150+				
9- 20	0- 1	0- 6	OVERALL	1- 1	2- 4	6- 8				
5- 8	0- 0	0- 2	HOME	1- 0	1- 3	3- 3				
4- 12	0- 1	0- 4	AWAY	0- 1	1- 1	3- 5				
0- 0	0- 0	0- 0	NEUTRAL	0- 0	0- 0	0- 0				
3- 8	0- 1	0- 2	NON-CONFERENCE	0- 0	0- 2	3- 3				
0- 4	0- 0	0- 0	HOME	0- 0	0- 2	0- 2				
3- 4	0- 1	0- 2	AWAY	0- 0	0- 0	3- 1				
0- 0	0- 0	0- 0	NEUTRAL	0- 0	0- 0	0- 0				
6- 12	0- 0	0- 4	CONFERENCE	1- 1	2- 2	3- 5				
5- 4	0- 0	0- 2	HOME	1- 0	1- 1	3- 1				
1- 8	0- 0	0- 2	AWAY	0- 1	1- 1	0- 4				
0- 0	0- 0	0- 0	NEUTRAL	0- 0	0- 0	0- 0				

RPI 1-25				RPI 26-50				RPI 51-100				RPI 101+ Team's RPI: 203			
RPI	S	Opponent	Score	RPI	S	Opponent	Score	RPI	S	Opponent	Score	RPI	S	Opponent	Score
11	A	Louisville	58 86	29	A	Elon	57 70	79	A	Drexel	57 70	105	H	Virginia Tech	61 71
				29	H	Elon	56 84	79	H	Drexel	79 75	114	H	Charlotte	49 62
				38	A	North Carolina St.	47 91					129	A	William & Mary	71 69
				40	A	Western Ky.	76 89					129	H	William & Mary	70 60
				42	A	James Madison	60 74					135	A	Delaware	66 71
				42	H	James Madison	78 84					135	H	Delaware	56 69
												151	A	Northeastern	44 61
												151	H	Northeastern	75 86
												175	A	Houston	63 79
												188	A	Hofstra	81 85
												188	H	Hofstra	71 55
												201	A	Towson	59 61
												201	H	Towson	59 54
												215	A	Appalachian St.	65 62
												224	A	UNCW	61 67
												224	H	UNCW	76 37
												255	H	Coastal Caro.	72 79
												256	A	Charleston So.	79 76
												294	H	North Florida	47 60
												342	A	Winthrop	95 64
LAST 12 Division I GAMES:															
				42	A	James Madison	60 74	188	A	Hofstra	81 85				
				135	H	Delaware	56 69	201	H	Towson	59 54				
				151	H	Northeastern	75 86	79	H	Drexel	79 75				
				42	H	James Madison	78 84	224	A	UNCW	61 67				
				129	A	William & Mary	71 69	188	H	Hofstra	71 55				
				151	A	Northeastern	44 61	135	A	Delaware	66 71				

Non-Div I Games:

Col. of Charleston

■ Loss,
 ■ Non-Conf,
 ■ S Site,
 ■ Home
 ■ A Away
 N Neutral

Average RPI Win: 256	WON-LOST	WINNING	LAST 10	STRENGTH OF	OPP. STRENGTH	TEAM	ADJ.	CONF.	ADJ CONF.
Average RPI Loss: 181	RECORD	PCT. RANK	GAMES	SCHEDULE	OF SCHEDULE	RPI	RPI	RPI	RPI
DIV. I ONLY	10- 20	264	4- 6	243	276	272	272	23	23
DIV. I NON-CONF.	3- 8	262	0- 0	271	234	291	291	25	25
TOTALS	RPI 1-25	RPI 26-50	W-L RECORDS	RPI 51-100	RPI 101-150	RPI 150+			
10- 20	0- 0	0- 0	OVERALL	0- 4	1- 2	9- 14			
7- 5	0- 0	0- 0	HOME	0- 1	0- 2	7- 2			
3- 15	0- 0	0- 0	AWAY	0- 3	1- 0	2- 12			
0- 0	0- 0	0- 0	NEUTRAL	0- 0	0- 0	0- 0			
3- 8	0- 0	0- 0	NON-CONFERENCE	0- 2	0- 1	3- 5			
2- 1	0- 0	0- 0	HOME	0- 0	0- 1	2- 0			
1- 7	0- 0	0- 0	AWAY	0- 2	0- 0	1- 5			
0- 0	0- 0	0- 0	NEUTRAL	0- 0	0- 0	0- 0			
7- 12	0- 0	0- 0	CONFERENCE	0- 2	1- 1	6- 9			
5- 4	0- 0	0- 0	HOME	0- 1	0- 1	5- 2			
2- 8	0- 0	0- 0	AWAY	0- 1	1- 0	1- 7			
0- 0	0- 0	0- 0	NEUTRAL	0- 0	0- 0	0- 0			

RPI S	Opponent	Score	RPI S	Opponent	Score	RPI S	Opponent	Score	RPI S	Opponent	Score	Team's RPI: 272
						54	A Purdue	51 71	126	H Cornell	57 70	
						64	A Gonzaga	42 72	136	A Navy	69 61	
						72	A Bucknell	56 79	136	H Navy	67 80	
						72	H Bucknell	49 79	152	A Brown	67 62	
									154	A Army West Point	47 57	
									154	A Army West Point	76 83	
									154	H Army West Point	69 76	
									177	A Siena	63 71	
									190	A American	57 68	
									190	H American	62 73	
									195	A Columbia	67 75	
									196	A Providence	85 92	
									201	H Towson	76 71	
									226	A Boston U.	51 65	
									226	H Boston U.	96 87	
									248	A St. Bonaventure	57 70	
									269	A Loyola Maryland	77 87	
									269	H Loyola Maryland	76 62	
									299	A Lafayette	85 90	
									299	H Lafayette	76 69	
									304	A Lehigh	74 83	
									304	H Lehigh	75 70	
									317	A Holy Cross	62 54	
									317	H Holy Cross	70 52	
									335	H LIU Brooklyn	76 61	
									344	A UMass Lowell	77 82	
LAST 12 Division I GAMES:												
			154	A Army West Point	76 83	72	H Bucknell	49 79				
			304	A Lehigh	74 83	154	A Army West Point	47 57				
			299	A Lafayette	85 90	136	A Navy	69 61				
			304	H Lehigh	75 70	317	H Holy Cross	70 52				
			269	H Loyola Maryland	76 62	190	H American	62 73				
			226	A Boston U.	51 65	269	A Loyola Maryland	77 87				

Non-Div I Games:

Colgate

■ Loss,
 ■ Non-Conf,
 ■ S Site,
 ■ H Home
 ■ A Away
 N Neutral

Average RPI Win: 163		WON-LOST	WINNING	LAST 10	STRENGTH OF	OPP. STRENGTH	TEAM	ADJ.	CONF.	ADJ CONF.
Average RPI Loss: 42		RECORD	PCT. RANK	GAMES	SCHEDULE	OF SCHEDULE	RPI	RPI	RPI	RPI
DIV. I ONLY		15- 15	169	3- 7	56	17	108	108	1	1
DIV. I NON-CONF.		10- 1	15	0- 0	236	210	74	74	1	1
TOTALS	RPI 1-25		RPI 26-50		W-L RECORDS		RPI 51-100		RPI 101-150	RPI 150+
15- 15	1- 7		2- 2		OVERALL		3- 4		3- 2	6- 0
11- 6	1- 3		2- 1		HOME		2- 2		2- 0	4- 0
4- 8	0- 4		0- 1		AWAY		1- 2		1- 1	2- 0
0- 1	0- 0		0- 0		NEUTRAL		0- 0		0- 1	0- 0
10- 1	1- 0		1- 0		NON-CONFERENCE		1- 1		1- 0	6- 0
7- 1	1- 0		1- 0		HOME		1- 1		0- 0	4- 0
3- 0	0- 0		0- 0		AWAY		0- 0		1- 0	2- 0
0- 0	0- 0		0- 0		NEUTRAL		0- 0		0- 0	0- 0
5- 14	0- 7		1- 2		CONFERENCE		2- 3		2- 2	0- 0
4- 5	0- 3		1- 1		HOME		1- 1		2- 0	0- 0
1- 8	0- 4		0- 1		AWAY		1- 2		0- 1	0- 0
0- 1	0- 0		0- 0		NEUTRAL		0- 0		0- 1	0- 0

RPI 1-25				RPI 26-50				RPI 51-100				RPI 101+				Team's RPI: 108	
RPI	S	Opponent	Score	RPI	S	Opponent	Score	RPI	S	Opponent	Score	RPI	S	Opponent	Score		
4	A	Oregon St.	57 81	34	H	Arizona St.	52 71	53	A	California	64 59	102	A	Washington St.	56 67		
4	H	Oregon St.	49 54	35	A	Oregon	66 71	53	H	California	53 65	102	H	Washington St.	70 58		
6	A	Stanford	51 64	35	H	Oregon	76 66	78	A	Utah	53 58	102	N	Washington St.	78 79		
6	H	Stanford	70 84	48	H	Colorado St.	74 56	88	A	Utah	54 49	121	A	Northern Colo.	83 62		
9	A	Washington	46 79					88	A	Southern California	54 79	133	H	Arizona	65 56		
9	H	Washington	75 79					96	H	Wyoming	75 82	169	H	Idaho St.	85 56		
10	A	UCLA	74 87					100	H	SMU	67 50	303	A	North Dakota St.	76 59		
14	H	Kentucky	79 69									310	A	Mississippi Val.	76 64		
												322	H	Air Force	95 68		
												324	H	St. Francis Brooklyn	81 54		
												328	H	Southeastern La.	112 54		
LAST 12 Division I GAMES:																	
				102	N	Washington St.	78 79	6	A	Stanford	51 64						
				102	A	Washington St.	56 67	9	H	Washington	75 79						
				9	A	Washington	46 79	102	H	Washington St.	70 58						
				35	H	Oregon	76 66	78	A	Utah	53 58						
				4	H	Oregon St.	49 54	78	H	Utah	54 49						
				53	A	California	64 59	4	A	Oregon St.	57 81						

Non-Div I Games:

Colorado

■ Loss, ■ Non-Conf, S Site, H Home A Away N Neutral

Average RPI Win:	196	WON-LOST	WINNING	LAST 10	STRENGTH OF	OPP. STRENGTH	TEAM	ADJ.	CONF.	ADJ CONF.
Average RPI Loss:	97	RECORD	PCT. RANK	GAMES	SCHEDULE	OF SCHEDULE	RPI	RPI	RPI	RPI
DIV. I ONLY	22- 7	37	8- 2	155	109	48	48	13	13	
DIV. I NON-CONF.	6- 4	127	0- 0	249	52	139	139	15	15	
TOTALS	RPI 1-25	RPI 26-50	W-L RECORDS	RPI 51-100	RPI 101-150	RPI 150+				
22- 7	0- 2	0- 0	OVERALL	4- 2	4- 1	14- 2				
13- 1	0- 0	0- 0	HOME	2- 1	3- 0	8- 0				
8- 6	0- 1	0- 0	AWAY	2- 0	1- 1	5- 1				
1- 0	0- 0	0- 0	NEUTRAL	0- 0	0- 0	1- 0				
6- 4	0- 2	0- 0	NON-CONFERENCE	0- 0	2- 1	4- 1				
5- 0	0- 0	0- 0	HOME	0- 0	2- 0	3- 0				
1- 4	0- 2	0- 0	AWAY	0- 0	0- 1	1- 1				
0- 0	0- 0	0- 0	NEUTRAL	0- 0	0- 0	0- 0				
16- 3	0- 0	0- 0	CONFERENCE	4- 2	2- 0	10- 1				
8- 1	0- 0	0- 0	HOME	2- 1	1- 0	5- 0				
7- 2	0- 0	0- 0	AWAY	2- 1	1- 0	4- 1				
1- 0	0- 0	0- 0	NEUTRAL	0- 0	0- 0	1- 0				

RPI 1-25				RPI 26-50		Team's RPI: 48		RPI 51-100				RPI 101+			
RPI	S	Opponent	Score	RPI	S	Opponent	Score	RPI	S	Opponent	Score	RPI	S	Opponent	Score
9	A	Washington	68 101					62	A	Boise St.	60 53	108	A	Colorado	56 74
19	A	Oklahoma	55 70					62	H	Boise St.	45 51	121	H	Northern Colo.	58 47
								89	A	UNLV	57 37	148	H	Omaha	69 42
								89	H	UNLV	44 41	149	A	New Mexico	78 63
								96	A	Wyoming	49 56	149	H	New Mexico	58 55
								96	H	Wyoming	61 54	157	A	Fresno St.	66 64
												157	H	Fresno St.	73 56
												187	A	Utah St.	48 55
												187	H	Utah St.	74 43
												197	A	Nebraska	59 62
												199	A	San Jose St.	68 56
												199	H	San Jose St.	70 67
												199	N	San Jose St.	65 60
												214	H	Seattle U	66 62
												266	A	San Diego St.	80 46
												266	H	San Diego St.	60 43
												282	H	Nevada	64 51
												308	H	Denver	76 49
												322	A	Air Force	72 35
												325	A	Montana	63 49
												328	H	Southeastern La.	77 31
LAST 12 Division I GAMES:															
199	N	San Jose St.	65 60	157	A	Fresno St.	66 64								
282	H	Nevada	64 51	187	A	Utah St.	48 55								
96	A	Wyoming	49 56	89	H	UNLV	44 41								
266	A	San Diego St.	80 46	62	A	Boise St.	60 53								
149	H	New Mexico	58 55	266	H	San Diego St.	60 43								
96	H	Wyoming	61 54	199	A	San Jose St.	68 56								

Non-Div I Games: N.M. Highlands 96 31 Adams St. 76 29

Colorado St.

■ Loss,
■ Non-Conf, S Site,
■ Home
■ Away
N Neutral

Average RPI Win:	256	WON-LOST	WINNING	LAST 10	STRENGTH OF	OPP. STRENGTH	TEAM	ADJ.	CONF.	ADJ CONF.
Average RPI Loss:	123	RECORD	PCT. RANK	GAMES	SCHEDULE	OF SCHEDULE	RPI	RPI	RPI	RPI
DIV. I ONLY	13- 14	186	2- 8	236	199	195	195	8	8	
DIV. I NON-CONF.	10- 3	54	0- 0	339	345	177	177	9	9	
TOTALS	RPI 1-25	RPI 26-50	W-L RECORDS	RPI 51-100	RPI 101-150	RPI 150+				
13- 14	0- 0	0- 2	OVERALL	0- 2	1- 6	12- 4				
5- 7	0- 0	0- 1	HOME	0- 1	0- 3	5- 2				
8- 7	0- 0	0- 1	AWAY	0- 1	1- 3	7- 2				
0- 0	0- 0	0- 0	NEUTRAL	0- 0	0- 0	0- 0				
10- 3	0- 0	0- 0	NON-CONFERENCE	0- 0	0- 1	10- 2				
4- 1	0- 0	0- 0	HOME	0- 0	0- 0	4- 1				
6- 2	0- 0	0- 0	AWAY	0- 0	0- 1	6- 1				
0- 0	0- 0	0- 0	NEUTRAL	0- 0	0- 0	0- 0				
3- 11	0- 0	0- 2	CONFERENCE	0- 2	1- 5	2- 2				
1- 6	0- 0	0- 1	HOME	0- 1	0- 3	1- 1				
2- 5	0- 0	0- 1	AWAY	0- 1	1- 2	1- 1				
0- 0	0- 0	0- 0	NEUTRAL	0- 0	0- 0	0- 0				

RPI 1-25				RPI 26-50				RPI 51-100				RPI 101+				Team's RPI: 195	
RPI	S	Opponent	Score	RPI	S	Opponent	Score	RPI	S	Opponent	Score	RPI	S	Opponent	Score		
				44	A	Harvard	68 70	55	A	Penn	59 68	116	A	Princeton	54 78		
				44	H	Harvard	55 58	55	H	Penn	54 64	116	H	Princeton	52 62		
												124	A	Long Beach St.	60 73		
												126	A	Cornell	70 77		
												126	H	Cornell	55 69		
												134	A	Yale	72 68		
												134	H	Yale	47 55		
												152	A	Brown	60 69		
												152	H	Brown	59 76		
												196	H	Providence	66 64		
												210	H	UMBC	56 67		
												211	A	Binghamton	75 65		
												216	A	Dartmouth	91 88		
												216	H	Dartmouth	69 48		
												233	A	Richmond	65 58		
												242	A	Saint Francis (PA)	84 77		
												261	A	Stony Brook	53 55		
												269	A	Loyola Maryland	65 53		
												272	H	Colgate	75 67		
												320	A	NJIT	65 51		
												335	H	LIU Brooklyn	66 57		
												344	H	UMass Lowell	76 57		
												346	A	Cal St. Fullerton	61 46		
LAST 12 Division I GAMES:																	
				134	H	Yale	47 55	116	H	Princeton	52 62						
				152	H	Brown	59 76	55	H	Penn	54 64						
				55	A	Penn	59 68	152	A	Brown	60 69						
				116	A	Princeton	54 78	134	A	Yale	72 68						
				216	H	Dartmouth	69 48	44	A	Harvard	68 70						
				44	H	Harvard	55 58	216	A	Dartmouth	91 88						

Non-Div I Games:

Columbia

■ Loss,
■ Non-Conf,
■ S Site,
■ H Home
■ A Away
N Neutral

Average RPI Win:	319	WON-LOST	WINNING	LAST 10	STRENGTH OF	OPP. STRENGTH	TEAM	ADJ.	CONF.	ADJ CONF.
Average RPI Loss:	169	RECORD	PCT. RANK	GAMES	SCHEDULE	OF SCHEDULE	RPI	RPI	RPI	RPI
DIV. I ONLY	8- 21	288	4- 6	253	313	291	291	32	32	
DIV. I NON-CONF.	0- 12	335	0- 0	62	71	299	299	31	31	
TOTALS	RPI 1-25	RPI 26-50	W-L RECORDS	RPI 51-100	RPI 101-150	RPI 150+				
8- 21	0- 1	0- 2	OVERALL	0- 3	0- 2	8- 13				
4- 5	0- 0	0- 0	HOME	0- 1	0- 0	4- 4				
4- 14	0- 1	0- 2	AWAY	0- 2	0- 2	4- 7				
0- 2	0- 0	0- 0	NEUTRAL	0- 0	0- 0	0- 2				
0- 12	0- 1	0- 2	NON-CONFERENCE	0- 3	0- 2	0- 4				
0- 1	0- 0	0- 0	HOME	0- 1	0- 0	0- 0				
0- 10	0- 1	0- 2	AWAY	0- 2	0- 2	0- 3				
0- 1	0- 0	0- 0	NEUTRAL	0- 0	0- 0	0- 1				
8- 9	0- 0	0- 0	CONFERENCE	0- 0	0- 0	8- 9				
4- 4	0- 0	0- 0	HOME	0- 0	0- 0	4- 4				
4- 4	0- 0	0- 0	AWAY	0- 0	0- 0	4- 4				
0- 1	0- 0	0- 0	NEUTRAL	0- 0	0- 0	0- 1				

RPI S	Opponent	Score	RPI S	Opponent	Score	RPI S	Opponent	Score	RPI S	Opponent	Score	Team's RPI: 291
15	A Miami (FL)	35 75	31	A Syracuse	30 76	51	A Virginia	40 103	120	A North Carolina	55 90	
			41	A West Virginia	39 69	52	A George Washington	46 77	144	A VCU	44 73	
						99	H SFA	57 72	166	A Hampton	54 78	
									166	H Hampton	61 65	
									172	A Bethune-Cookman	52 71	
									172	H Bethune-Cookman	56 76	
									201	A Towson	65 69	
									202	N ETSU	58 70	
									210	A UMBC	63 73	
									213	A Howard	58 66	
									260	A UMES	55 49	
									260	N UMES	59 62	
									273	H Norfolk St.	45 49	
									289	A Mt. St. Mary's	48 54	
									290	H N.C. A&T	65 57	
									296	A Savannah St.	59 47	
									329	A Florida A&M	70 62	
									330	A Morgan St.	42 71	
									330	H Morgan St.	61 45	
									336	H N.C. Central	46 58	
									347	H Delaware St.	77 64	
									348	A South Carolina St.	66 63	
									348	H South Carolina St.	70 54	
LAST 12 Division I GAMES:												
260	N	UMES	59	62	172	H	Bethune-Cookman	56	76			
166	H	Hampton	61	65	336	H	N.C. Central	46	58			
330	A	Morgan St.	42	71	260	A	UMES	55	49			
296	A	Savannah St.	59	47	166	A	Hampton	54	78			
348	A	South Carolina St.	66	63	330	H	Morgan St.	61	45			
347	H	Delaware St.	77	64	273	H	Norfolk St.	45	49			

Non-Div I Games:

Coppin St.

■ Loss,
■ Non-Conf,
■ S Site,
■ Home
■ A Away
N Neutral

Average RPI Win:	202	WON-LOST	WINNING	LAST 10	STRENGTH OF	OPP. STRENGTH	TEAM	ADJ.	CONF.	ADJ CONF.
Average RPI Loss:	135	RECORD	PCT. RANK	GAMES	SCHEDULE	OF SCHEDULE	RPI	RPI	RPI	RPI
DIV. I ONLY	16- 11	117	5- 5	144	183	126	126	8	8	
DIV. I NON-CONF.	9- 4	85	0- 0	286	315	136	136	9	9	
TOTALS	RPI 1-25	RPI 26-50	W-L RECORDS	RPI 51-100	RPI 101-150	RPI 150+				
16- 11	0- 0	1- 1	OVERALL	1- 3	3- 1	11- 6				
8- 4	0- 0	1- 0	HOME	1- 2	1- 1	5- 1				
8- 7	0- 0	0- 1	AWAY	0- 1	2- 0	6- 5				
0- 0	0- 0	0- 0	NEUTRAL	0- 0	0- 0	0- 0				
9- 4	0- 0	0- 0	NON-CONFERENCE	1- 1	0- 0	8- 3				
4- 1	0- 0	0- 0	HOME	1- 1	0- 0	3- 0				
5- 3	0- 0	0- 0	AWAY	0- 0	0- 0	5- 3				
0- 0	0- 0	0- 0	NEUTRAL	0- 0	0- 0	0- 0				
7- 7	0- 0	1- 1	CONFERENCE	0- 2	3- 1	3- 3				
4- 3	0- 0	1- 0	HOME	0- 1	1- 1	2- 1				
3- 4	0- 0	0- 1	AWAY	0- 1	2- 0	1- 2				
0- 0	0- 0	0- 0	NEUTRAL	0- 0	0- 0	0- 0				

RPI S	Opponent	Score	RPI S	Opponent	Score	RPI S	Opponent	Score	RPI S	Opponent	Score	Team's RPI: 126
44	A Harvard	59 62	44	H Harvard	57 52	55	A Penn	34 47	116	A Princeton	55 44	
						55	H Penn	55 61	116	H Princeton	54 58	
						75	H New Hampshire	61 56	134	A Yale	76 63	
						79	H Drexel	53 63	134	H Yale	59 49	
									152	A Brown	67 72	
									152	H Brown	46 67	
									159	A Pittsburgh	44 56	
									195	A Columbia	69 55	
									195	H Columbia	77 70	
									201	A Towson	63 68	
									211	A Binghamton	54 51	
									213	H Howard	67 55	
									216	A Dartmouth	74 84	
									216	H Dartmouth	72 57	
									242	A Saint Francis (PA)	78 72	
									253	H Canisius	60 43	
									261	A Stony Brook	65 66	
									269	H Loyola Maryland	58 50	
									272	A Colgate	70 57	
									319	A Youngstown St.	80 75	
									347	A Delaware St.	72 51	
LAST 12 Division I GAMES:												
152	H Brown	46 67	55	H Penn	55 61							
134	H Yale	59 49	116	H Princeton	54 58							
116	A Princeton	55 44	134	A Yale	76 63							
55	A Penn	34 47	152	A Brown	67 72							
44	H Harvard	57 52	216	A Dartmouth	74 84							
216	H Dartmouth	72 57	44	A Harvard	59 62							

Non-Div I Games:

Cornell

Creighton

Through Games Of March 7, 2017

Average RPI Win:	142	WON-LOST	WINNING	LAST 10	STRENGTH OF	OPP. STRENGTH	TEAM	ADJ.	CONF.	ADJ CONF.
Average RPI Loss:	50	RECORD	PCT. RANK	GAMES	SCHEDULE	OF SCHEDULE	RPI	RPI	RPI	RPI
DIV. I ONLY	23- 7	34	9- 1	63	62	24	24	7	7	
DIV. I NON-CONF.	6- 4	127	0- 0	59	20	60	60	7	7	
TOTALS	RPI 1-25	RPI 26-50	W-L RECORDS	RPI 51-100	RPI 101-150	RPI 150+				
23- 7	0- 3	4- 3	OVERALL	6- 0	1- 0	12- 1				
12- 1	0- 1	2- 0	HOME	3- 0	1- 0	6- 0				
9- 5	0- 1	1- 3	AWAY	3- 0	0- 0	5- 1				
2- 1	0- 1	1- 0	NEUTRAL	0- 0	0- 0	1- 0				
6- 4	0- 1	2- 2	NON-CONFERENCE	0- 0	1- 0	3- 1				
4- 0	0- 0	1- 0	HOME	0- 0	1- 0	2- 0				
1- 3	0- 0	0- 2	AWAY	0- 0	0- 0	1- 1				
1- 1	0- 1	1- 0	NEUTRAL	0- 0	0- 0	0- 0				
17- 3	0- 2	2- 1	CONFERENCE	6- 0	0- 0	9- 0				
8- 1	0- 1	1- 0	HOME	3- 0	0- 0	4- 0				
8- 2	0- 1	1- 1	AWAY	3- 0	0- 0	4- 0				
1- 0	0- 0	0- 0	NEUTRAL	0- 0	0- 0	1- 0				

RPI	S	Opponent	Score	RPI	S	Opponent	Score	RPI	S	Opponent	Score	RPI	S	Opponent	Score
17	A	DePaul	65 79	27	A	Marquette	83 63	67	A	Villanova	47 44	148	H	Omaha	82 45
17	H	DePaul	56 60	27	A	Marquette	65 72	67	H	Villanova	60 46	182	A	Wichita St.	54 62
23	N	Missouri	63 72	27	H	Marquette	80 77	68	A	Georgetown	67 59	186	H	Kansas	69 49
				28	H	Drake	80 77	68	H	Georgetown	70 68	196	A	Providence	58 51
				33	N	Dayton	56 53	70	A	St. John's (NY)	55 43	196	H	Providence	88 57
				37	A	South Dakota St.	56 63	70	H	St. John's (NY)	67 60	197	H	Nebraska	80 64
				49	A	UNI	49 50					198	A	Seton Hall	70 60
												198	H	Seton Hall	61 44
												205	A	Xavier	67 57
												205	H	Xavier	63 52
												234	A	Marist	72 50
												259	A	Butler	65 53
												259	H	Butler	67 52
												259	N	Butler	64 55
LAST 12 Division I GAMES:															
27	A	Marquette	65 72	196	H	Providence	88 57								
259	N	Butler	64 55	68	A	Georgetown	67 59								
259	A	Butler	65 53	67	A	Villanova	47 44								
205	A	Xavier	67 57	27	H	Marquette	80 77								
70	H	St. John's (NY)	67 60	17	H	DePaul	56 60								
198	H	Seton Hall	61 44	198	A	Seton Hall	70 60								

Non-Div I Games:

Creighton

■ Loss,
 ■ Non-Conf, S Site,
 ■ Home
 ■ Away
 N Neutral

Average RPI Win:	207	WON-LOST	WINNING	LAST 10	STRENGTH OF	OPP. STRENGTH	TEAM	ADJ.	CONF.	ADJ CONF.
Average RPI Loss:	134	RECORD	PCT. RANK	GAMES	SCHEDULE	OF SCHEDULE	RPI	RPI	RPI	RPI
DIV. I ONLY	8- 19	283	2- 8	81	179	216	216	8	8	
DIV. I NON-CONF.	5- 8	218	0- 0	202	298	221	221	9	9	
TOTALS	RPI 1-25	RPI 26-50	W-L RECORDS	RPI 51-100	RPI 101-150	RPI 150+				
8- 19	0- 0	0- 2	OVERALL	0- 3	3- 7	5- 7				
5- 7	0- 0	0- 1	HOME	0- 1	3- 1	2- 4				
3- 12	0- 0	0- 1	AWAY	0- 2	0- 6	3- 3				
0- 0	0- 0	0- 0	NEUTRAL	0- 0	0- 0	0- 0				
5- 8	0- 0	0- 0	NON-CONFERENCE	0- 1	1- 3	4- 4				
3- 2	0- 0	0- 0	HOME	0- 0	1- 0	2- 2				
2- 6	0- 0	0- 0	AWAY	0- 1	0- 3	2- 2				
0- 0	0- 0	0- 0	NEUTRAL	0- 0	0- 0	0- 0				
3- 11	0- 0	0- 2	CONFERENCE	0- 2	2- 4	1- 3				
2- 5	0- 0	0- 1	HOME	0- 1	2- 1	0- 2				
1- 6	0- 0	0- 1	AWAY	0- 1	0- 3	1- 1				
0- 0	0- 0	0- 0	NEUTRAL	0- 0	0- 0	0- 0				

RPI S	Opponent	Score	RPI S	Opponent	Score	RPI S	Opponent	Score	RPI S	Opponent	Score	Team's RPI: 216
44	A Harvard	65 70	44	H Harvard	61 70	55	A Penn	38 68	113	H Albany (NY)	69 61	
						55	H Penn	47 60	116	A Princeton	55 85	
						75	A New Hampshire	47 64	116	H Princeton	58 56	
									126	A Cornell	57 72	
									126	H Cornell	84 74	
									127	A Maine	55 60	
									129	A William & Mary	50 63	
									130	A Old Dominion	56 82	
									134	A Yale	44 58	
									134	H Yale	50 57	
									152	A Brown	92 88	
									152	H Brown	62 65	
									154	H Army West Point	60 68	
									176	A Boston College	53 65	
									195	A Columbia	48 69	
									195	H Columbia	88 91	
									226	A Boston U.	61 49	
									234	H Marist	61 66	
									274	A Vermont	54 59	
									302	A Rhode Island	62 52	
									306	H Central Conn. St.	61 51	
									317	H Holy Cross	53 49	
LAST 12 Division I GAMES:												
116	H Princeton	58 56	152	H Brown	62 65							
55	H Penn	47 60	134	H Yale	50 57							
134	A Yale	44 58	55	A Penn	38 68							
152	A Brown	92 88	116	A Princeton	55 85							
195	A Columbia	48 69	126	H Cornell	84 74							
126	A Cornell	57 72	195	H Columbia	88 91							

Non-Div I Games:

Dartmouth

■ Loss,
■ Non-Conf,
■ S Site,
■ H Home
■ A Away
N Neutral

Davidson

Through Games Of March 7, 2017

Average RPI Win: 234	WON-LOST	WINNING	LAST 10	STRENGTH OF	OPP. STRENGTH	TEAM	ADJ.	CONF.	ADJ CONF.
Average RPI Loss: 141	RECORD	PCT. RANK	GAMES	SCHEDULE	OF SCHEDULE	RPI	RPI	RPI	RPI
DIV. I ONLY	6- 23	316	3- 7	87	192	277	277	12	12
DIV. I NON-CONF.	2- 10	305	0- 0	45	297	263	263	12	12
TOTALS	RPI 1-25	RPI 26-50	W-L RECORDS	RPI 51-100	RPI 101-150	RPI 150+			
6- 23	0- 0	0- 2	OVERALL	0- 5	1- 7	5- 9			
5- 9	0- 0	0- 1	HOME	0- 3	1- 1	4- 4			
1- 12	0- 0	0- 1	AWAY	0- 1	0- 6	1- 4			
0- 2	0- 0	0- 0	NEUTRAL	0- 1	0- 0	0- 1			
2- 10	0- 0	0- 1	NON-CONFERENCE	0- 3	0- 2	2- 4			
2- 4	0- 0	0- 0	HOME	0- 2	0- 1	2- 1			
0- 4	0- 0	0- 1	AWAY	0- 0	0- 1	0- 2			
0- 2	0- 0	0- 0	NEUTRAL	0- 1	0- 0	0- 1			
4- 13	0- 0	0- 1	CONFERENCE	0- 2	1- 5	3- 5			
3- 5	0- 0	0- 1	HOME	0- 1	1- 0	2- 3			
1- 8	0- 0	0- 0	AWAY	0- 1	0- 5	1- 2			
0- 0	0- 0	0- 0	NEUTRAL	0- 0	0- 0	0- 0			

RPI S	Opponent	Score	RPI S	Opponent	Score	RPI S	Opponent	Score	RPI S	Opponent	Score	Team's RPI: 277
33	H Dayton	52 68	43	A Michigan St.	34 70	52	A George Washington	62 76	111	A Saint Joseph's	54 69	
						63	N Toledo	41 76	114	A Charlotte	79 93	
						91	H Mercer	60 67	122	A Fordham	54 62	
						93	H Saint Louis	69 106	122	A Fordham	72 85	
						95	H UCF	38 57	122	H Fordham	52 51	
									125	A Duquesne	51 73	
									128	H Radford	40 44	
									144	A VCU	47 54	
									169	N Idaho St.	58 70	
									170	H La Salle	58 65	
									171	A Western Mich.	63 76	
									192	A George Mason	55 59	
									192	H George Mason	58 54	
									202	A ETSU	56 76	
									220	H High Point	82 72	
									224	H UNCW	58 67	
									233	H Richmond	52 61	
									248	A St. Bonaventure	51 70	
									257	H Furman	71 61	
									302	H Rhode Island	74 64	
									309	A Massachusetts	63 59	
									309	H Massachusetts	60 61	
LAST 12 Division I GAMES:												
122	A Fordham	54 62	309	A Massachusetts	63 59							
144	A VCU	47 54	33	H Dayton	52 68							
111	A Saint Joseph's	54 69	233	H Richmond	52 61							
122	H Fordham	52 51	248	A St. Bonaventure	51 70							
302	H Rhode Island	74 64	170	H La Salle	58 65							
192	A George Mason	55 59	192	H George Mason	58 54							

Non-Div I Games:

Davidson

■ Loss,
 ■ Non-Conf,
 ■ S Site,
 ■ H Home
 ■ A Away
 N Neutral

Average RPI Win:	168	WON-LOST	WINNING	LAST 10	STRENGTH OF	OPP. STRENGTH	TEAM	ADJ.	CONF.	ADJ CONF.
Average RPI Loss:	64	RECORD	PCT. RANK	GAMES	SCHEDULE	OF SCHEDULE	RPI	RPI	RPI	RPI
DIV. I ONLY	22- 9	64	8- 2	53	91	33	33	12	12	
DIV. I NON-CONF.	6- 6	165	0- 0	29	11	74	74	12	12	
TOTALS	RPI 1-25	RPI 26-50	W-L RECORDS	RPI 51-100	RPI 101-150	RPI 150+				
22- 9	1- 2	0- 1	OVERALL	4- 4	8- 1	9- 1				
8- 3	0- 0	0- 1	HOME	2- 1	2- 0	4- 1				
8- 4	0- 1	0- 0	AWAY	1- 2	3- 1	4- 0				
6- 2	1- 1	0- 0	NEUTRAL	1- 1	3- 0	1- 0				
6- 6	1- 2	0- 1	NON-CONFERENCE	0- 3	2- 0	3- 0				
1- 2	0- 0	0- 1	HOME	0- 1	0- 0	1- 0				
2- 2	0- 1	0- 0	AWAY	0- 1	1- 0	1- 0				
3- 2	1- 1	0- 0	NEUTRAL	0- 1	1- 0	1- 0				
16- 3	0- 0	0- 0	CONFERENCE	4- 1	6- 1	6- 1				
7- 1	0- 0	0- 0	HOME	2- 0	2- 0	3- 1				
6- 2	0- 0	0- 0	AWAY	1- 1	2- 1	3- 0				
3- 0	0- 0	0- 0	NEUTRAL	1- 0	2- 0	0- 0				

RPI 1-25				RPI 26-50				Team's RPI: 33	RPI 51-100				RPI 101+			
RPI	S	Opponent	Score	RPI	S	Opponent	Score		RPI	S	Opponent	Score	RPI	S	Opponent	Score
1	A	UConn	65 98	32	H	Quinnipiac	60 63		51	A	Virginia	56 66	111	H	Saint Joseph's	64 59
22	N	Texas A&M	74 57						52	A	George Washington	39 52	116	A	Princeton	62 56
24	N	Creighton	53 56						52	H	George Washington	50 48	122	A	Fordham	52 66
									58	N	Georgia Tech	68 81	125	A	Duquesne	75 64
									63	H	Toledo	72 76	125	H	Duquesne	66 47
									93	A	Saint Louis	78 67	125	N	Duquesne	70 56
									93	H	Saint Louis	68 62	130	N	Old Dominion	77 69
									93	N	Saint Louis	75 65	144	A	VCU	68 48
													144	N	VCU	77 61
													170	H	La Salle	51 54
													192	A	George Mason	60 48
													212	A	Wisconsin	83 64
													227	N	Liberty	82 53
													233	H	Richmond	55 39
													248	A	St. Bonaventure	62 60
													277	A	Davidson	68 52
													302	H	Rhode Island	81 51
													309	H	Massachusetts	77 65
													330	H	Morgan St.	61 42
LAST 12 Division I GAMES:																
125	N	Duquesne	70 56	52	A	George Washington	39 52									
93	N	Saint Louis	75 65	233	H	Richmond	55 39									
144	N	VCU	77 61	144	A	VCU	68 48									
93	H	Saint Louis	68 62	277	A	Davidson	68 52									
122	A	Fordham	52 66	302	H	Rhode Island	81 51									
125	H	Duquesne	66 47	192	A	George Mason	60 48									

Non-Div I Games:

Dayton

■ Loss,
 ■ Non-Conf,
 ■ S Site,
 ■ H Home
 ■ A Away
 N Neutral

Average RPI Win: 145	WON-LOST	WINNING	LAST 10	STRENGTH OF	OPP. STRENGTH	TEAM	ADJ.	CONF.	ADJ CONF.
Average RPI Loss: 16	RECORD	PCT. RANK	GAMES	SCHEDULE	OF SCHEDULE	RPI	RPI	RPI	RPI
DIV. I ONLY	26- 7	26	8- 2	34	63	17	17	7	7
DIV. I NON-CONF.	8- 4	97	0- 0	14	10	31	31	7	7
TOTALS	RPI 1-25	RPI 26-50	W-L RECORDS	RPI 51-100	RPI 101-150	RPI 150+			
26- 7	2- 4	2- 3	OVERALL	8- 0	0- 0	14- 0			
13- 2	1- 1	0- 1	HOME	4- 0	0- 0	8- 0			
9- 4	1- 2	0- 2	AWAY	3- 0	0- 0	5- 0			
4- 1	0- 1	2- 0	NEUTRAL	1- 0	0- 0	1- 0			
8- 4	0- 4	2- 0	NON-CONFERENCE	1- 0	0- 0	5- 0			
5- 1	0- 1	0- 0	HOME	1- 0	0- 0	4- 0			
1- 2	0- 2	0- 0	AWAY	0- 0	0- 0	1- 0			
2- 1	0- 1	2- 0	NEUTRAL	0- 0	0- 0	0- 0			
18- 3	2- 0	0- 3	CONFERENCE	7- 0	0- 0	9- 0			
8- 1	1- 0	0- 1	HOME	3- 0	0- 0	4- 0			
8- 2	1- 0	0- 2	AWAY	3- 0	0- 0	4- 0			
2- 0	0- 0	0- 0	NEUTRAL	1- 0	0- 0	1- 0			

RPI	S	Opponent	Score	RPI	S	Opponent	Score	RPI	S	Opponent	Score	RPI	S	Opponent	Score
1	A	UConn	46 91	27	A	Marquette	78 86	67	A	Villanova	80 50	174	H	UAB	90 80
2	H	Notre Dame	61 75	27	A	Marquette	81 96	67	H	Villanova	77 50	196	A	Providence	64 55
7	N	Baylor	72 104	27	H	Marquette	101 102	68	A	Georgetown	76 53	196	H	Providence	61 56
18	A	Temple	74 84	31	N	Syracuse	108 84	68	H	Georgetown	79 70	198	A	Seton Hall	96 65
24	A	Creighton	60 56	40	N	Western Ky.	77 69	69	H	Northwestern	89 66	198	H	Seton Hall	86 60
24	H	Creighton	79 65					70	A	St. John's (NY)	78 66	198	N	Seton Hall	92 60
								70	H	St. John's (NY)	54 51	205	A	Xavier	70 43
								70	N	St. John's (NY)	59 41	205	H	Xavier	85 69
												215	H	Appalachian St.	99 58
												218	H	UT Martin	100 68
												259	A	Butler	92 62
												259	H	Butler	100 69
												267	H	Prairie View	94 62
												323	A	Loyola Chicago	107 46
LAST 12 Division I GAMES:															
27	A	Marquette	78 86	259	A	Butler	92 62								
70	N	St. John's (NY)	59 41	205	A	Xavier	70 43								
198	N	Seton Hall	92 60	198	H	Seton Hall	86 60								
68	H	Georgetown	79 70	70	H	St. John's (NY)	54 51								
67	H	Villanova	77 50	196	A	Providence	64 55								
27	A	Marquette	81 96	24	A	Creighton	60 56								

Non-Div I Games:

DePaul

■ Loss,
 ■ Non-Conf,
 ■ S Site,
 ■ H Home
 ■ A Away
 N Neutral

Delaware

Through Games Of March 7, 2017

Average RPI Win:	195	WON-LOST	WINNING	LAST 10	STRENGTH OF	OPP. STRENGTH	TEAM	ADJ.	CONF.	ADJ CONF.
Average RPI Loss:	90	RECORD	PCT. RANK	GAMES	SCHEDULE	OF SCHEDULE	RPI	RPI	RPI	RPI
DIV. I ONLY	16- 13	141	5- 5	84	113	135	135	9	9	
DIV. I NON-CONF.	6- 5	148	0- 0	104	237	163	163	8	8	
TOTALS	RPI 1-25	RPI 26-50	W-L RECORDS	RPI 51-100	RPI 101-150	RPI 150+				
16- 13	0- 0	0- 5	OVERALL	0- 3	2- 2	14- 3				
9- 7	0- 0	0- 2	HOME	0- 2	1- 1	8- 2				
7- 4	0- 0	0- 2	AWAY	0- 1	1- 0	6- 1				
0- 2	0- 0	0- 1	NEUTRAL	0- 0	0- 1	0- 0				
6- 5	0- 0	0- 1	NON-CONFERENCE	0- 1	1- 1	5- 2				
4- 3	0- 0	0- 0	HOME	0- 1	1- 0	3- 2				
2- 0	0- 0	0- 0	AWAY	0- 0	0- 0	2- 0				
0- 2	0- 0	0- 1	NEUTRAL	0- 0	0- 1	0- 0				
10- 8	0- 0	0- 4	CONFERENCE	0- 2	1- 1	9- 1				
5- 4	0- 0	0- 2	HOME	0- 1	0- 1	5- 0				
5- 4	0- 0	0- 2	AWAY	0- 1	1- 0	4- 1				
0- 0	0- 0	0- 0	NEUTRAL	0- 0	0- 0	0- 0				

RPI S	Opponent	Score	RPI S	Opponent	Score	RPI S	Opponent	Score	RPI S	Opponent	Score	Team's RPI: 135
29	A Elon	42 69	29	H Elon	48 57	68	H Georgetown	46 54	116	H Princeton	66 62	
42	A James Madison	42 77	42	A James Madison	51 66	79	A Drexel	49 53	129	A William & Mary	68 54	
43	N Michigan St.	64 81	43	N Michigan St.	64 81	79	H Drexel	44 54	129	H William & Mary	49 60	
									139	N Detroit Mercy	64 66	
									151	A Northeastern	41 50	
									151	H Northeastern	65 53	
									154	H Army West Point	47 61	
									183	H Hartford	66 67	
									188	A Hofstra	73 56	
									188	H Hofstra	56 45	
									190	A American	56 55	
									191	H Robert Morris	67 65	
									192	H George Mason	67 51	
									201	A Towson	73 67	
									201	H Towson	75 59	
									203	A Col. of Charleston	69 56	
									203	H Col. of Charleston	71 66	
									224	A UNCW	63 52	
									224	H UNCW	57 40	
									248	H St. Bonaventure	43 40	
									269	A Loyola Maryland	47 45	
LAST 12 Division I GAMES:												
201	H Towson	75 59	42	A James Madison	42 77							
203	A Col. of Charleston	69 56	79	H Drexel	44 54							
29	H Elon	48 57	224	H UNCW	57 40							
79	A Drexel	49 53	201	A Towson	73 67							
151	A Northeastern	41 50	129	A William & Mary	68 54							
188	H Hofstra	56 45	203	H Col. of Charleston	71 66							

Non-Div I Games:

Delaware

Loss, Non-Conf, S Site, H Home A Away N Neutral

Average RPI Win:	342	WON-LOST	WINNING	LAST 10	STRENGTH OF	OPP. STRENGTH	TEAM	ADJ.	CONF.	ADJ CONF.
Average RPI Loss:	235	RECORD	PCT. RANK	GAMES	SCHEDULE	OF SCHEDULE	RPI	RPI	RPI	RPI
DIV. I ONLY	3- 27	342	1- 9	342	332	347	347	32	32	
DIV. I NON-CONF.	1- 12	332	0- 0	278	252	336	336	31	31	
TOTALS	RPI 1-25	RPI 26-50	W-L RECORDS	RPI 51-100	RPI 101-150	RPI 150+				
3- 27	0- 0	0- 0	OVERALL	0- 2	0- 4	3- 21				
1- 10	0- 0	0- 0	HOME	0- 0	0- 2	1- 8				
2- 16	0- 0	0- 0	AWAY	0- 2	0- 2	2- 12				
0- 1	0- 0	0- 0	NEUTRAL	0- 0	0- 0	0- 1				
1- 12	0- 0	0- 0	NON-CONFERENCE	0- 2	0- 4	1- 6				
0- 3	0- 0	0- 0	HOME	0- 0	0- 2	0- 1				
1- 9	0- 0	0- 0	AWAY	0- 2	0- 2	1- 5				
0- 0	0- 0	0- 0	NEUTRAL	0- 0	0- 0	0- 0				
2- 15	0- 0	0- 0	CONFERENCE	0- 0	0- 0	2- 15				
1- 7	0- 0	0- 0	HOME	0- 0	0- 0	1- 7				
1- 7	0- 0	0- 0	AWAY	0- 0	0- 0	1- 7				
0- 1	0- 0	0- 0	NEUTRAL	0- 0	0- 0	0- 1				

RPI S	Opponent	Score	RPI S	Opponent	Score	RPI S	Opponent	Score	RPI S	Opponent	Score	Team's RPI: 347
						57	A Iowa St.	57 88	105	A Virginia Tech	48 88	
						79	A Drexel	44 69	126	H Cornell	51 72	
									129	A William & Mary	48 82	
									139	H Detroit Mercy	71 90	
									166	H Hampton	52 83	
									170	A La Salle	38 78	
									172	A Bethune-Cookman	58 72	
									188	A Hofstra	44 64	
									205	A Xavier	53 86	
									213	H Howard	76 93	
									260	H UMES	72 79	
									273	H Norfolk St.	74 82	
									273 N	Norfolk St.	40 60	
									290	A N.C. A&T	44 83	
									290	H N.C. A&T	60 68	
									291	A Coppin St.	64 77	
									296	A Savannah St.	57 64	
									304	A Lehigh	80 91	
									320	H NJIT	43 57	
									329	A Florida A&M	61 69	
									329	H Florida A&M	56 65	
									330	A Morgan St.	47 74	
									330	H Morgan St.	52 71	
									336	A N.C. Central	63 68	
									336	H N.C. Central	55 51	
									341	A Wagner	61 49	
LAST 12 Division I GAMES:												
			273 N	Norfolk St.	40 60	329	A	Florida A&M	61 69			
			213	H Howard	76 93	172	A	Bethune-Cookman	58 72			
			260	H UMES	72 79	290	H	N.C. A&T	60 68			
			330	H Morgan St.	52 71	336	H	N.C. Central	55 51			
			291	A Coppin St.	64 77	329	H	Florida A&M	56 65			
			330	A Morgan St.	47 74	296	A	Savannah St.	57 64			

Non-Div I Games:

Delaware St.

■ Loss,
 ■ Non-Conf,
 ■ S Site,
 ■ Home
 ■ A Away
 N Neutral

D
e
l
a
w
a
r
e
S
t
.

RPI S Delaware St. Score

Through Games Of March 7, 2017

RPI	S	Opponent	Score	
343	A	Longwood	77	88
348	A	South Carolina St.	72	70

D
e
l
a
w
a
r
e
S
t
.

Delaware St.

Average RPI Win: 295	WON-LOST	WINNING	LAST 10	STRENGTH OF	OPP. STRENGTH	TEAM	ADJ.	CONF.	ADJ CONF.
Average RPI Loss: 138	RECORD	PCT. RANK	GAMES	SCHEDULE	OF SCHEDULE	RPI	RPI	RPI	RPI
DIV. I ONLY	6- 24	320	2- 8	192	195	308	308	11	11
DIV. I NON-CONF.	3- 10	280	0- 0	283	311	328	328	10	10
TOTALS	RPI 1-25	RPI 26-50	W-L RECORDS	RPI 51-100	RPI 101-150	RPI 150+			
6- 24	0- 0	0- 4	OVERALL	0- 8	0- 3	6- 9			
4- 9	0- 0	0- 1	HOME	0- 3	0- 1	4- 4			
2- 13	0- 0	0- 2	AWAY	0- 1	0- 1	2- 2			
0- 2	0- 0	0- 1	NEUTRAL	0- 1	0- 0	0- 0			
3- 10	0- 0	0- 2	NON-CONFERENCE	0- 1	0- 1	3- 6			
3- 2	0- 0	0- 0	HOME	0- 0	0- 0	3- 2			
0- 7	0- 0	0- 1	AWAY	0- 1	0- 1	0- 4			
0- 1	0- 0	0- 1	NEUTRAL	0- 0	0- 0	0- 0			
3- 14	0- 0	0- 2	CONFERENCE	0- 7	0- 2	3- 3			
1- 7	0- 0	0- 1	HOME	0- 3	0- 1	1- 2			
2- 6	0- 0	0- 1	AWAY	0- 3	0- 1	2- 1			
0- 1	0- 0	0- 0	NEUTRAL	0- 1	0- 0	0- 0			

Denver

Denver

RPI S	Opponent	Score	RPI S	Opponent	Score	RPI S	Opponent	Score	RPI S	Opponent	Score	Team's RPI: 308
			37 A	South Dakota St.	54 78	59 A	IUPUI	49 71	121 A	Northern Colo.	48 68	
			37 H	South Dakota St.	63 72	59 H	IUPUI	45 67	148 A	Omaha	78 100	
			48 A	Colorado St.	49 76	60 A	Western Ill.	62 87	148 H	Omaha	73 82	
			49 N	UNI	68 79	60 H	Western Ill.	68 80	151 H	Northeastern	69 72	
						60 N	Western Ill.	39 82	158 A	Oral Roberts	47 45	
						76 A	South Dakota	64 70	158 H	Oral Roberts	57 70	
						76 H	South Dakota	44 53	169 A	Idaho St.	64 65	
						96 A	Wyoming	49 59	214 H	Seattle U	72 75	
									247 A	Grand Canyon	70 73	
									295 A	Northern Ariz.	67 82	
									303 A	North Dakota St.	58 67	
									303 H	North Dakota St.	80 86	
									313 H	Pepperdine	75 67	
									316 A	Fort Wayne	78 72	
									316 H	Fort Wayne	78 50	
									322 H	Air Force	65 52	
									334 A	Utah Valley	58 72	
									346 H	Cal St. Fullerton	77 58	
LAST 12 Division I GAMES:												
			60 N	Western Ill.	39 82	59 H	IUPUI	45 67				
			148 A	Omaha	78 100	316 H	Fort Wayne	78 50				
			37 A	South Dakota St.	54 78	76 H	South Dakota	44 53				
			158 H	Oral Roberts	57 70	158 A	Oral Roberts	47 45				
			303 A	North Dakota St.	58 67	148 H	Omaha	73 82				
			60 H	Western Ill.	68 80	37 H	South Dakota St.	63 72				

Non-Div I Games:

Denver

 Loss,
 Non-Conf,
 S Site,
 H Home
 A Away
N Neutral

Detroit Mercy

Through Games Of March 7, 2017

Average RPI Win:	212	WON-LOST	WINNING	LAST 10	STRENGTH OF	OPP. STRENGTH	TEAM	ADJ.	CONF.	ADJ CONF.
Average RPI Loss:	156	RECORD	PCT. RANK	GAMES	SCHEDULE	OF SCHEDULE	RPI	RPI	RPI	RPI
DIV. I ONLY	18- 14	137	6- 4	176	196	139	139	18	18	
DIV. I NON-CONF.	4- 7	224	0- 0	265	116	230	230	21	21	
TOTALS	RPI 1-25	RPI 26-50	W-L RECORDS	RPI 51-100	RPI 101-150	RPI 150+				
18- 14	0- 0	1- 2	OVERALL	1- 2	6- 2	10- 8				
10- 2	0- 0	1- 0	HOME	1- 0	3- 0	5- 2				
5- 11	0- 0	0- 1	AWAY	0- 2	1- 2	4- 6				
3- 1	0- 0	0- 1	NEUTRAL	0- 0	2- 0	1- 0				
4- 7	0- 0	0- 0	NON-CONFERENCE	1- 2	1- 0	2- 5				
1- 2	0- 0	0- 0	HOME	1- 0	0- 0	0- 2				
2- 5	0- 0	0- 0	AWAY	0- 2	0- 0	2- 3				
1- 0	0- 0	0- 0	NEUTRAL	0- 0	1- 0	0- 0				
14- 7	0- 0	1- 2	CONFERENCE	0- 0	5- 2	8- 3				
9- 0	0- 0	1- 0	HOME	0- 0	3- 0	5- 0				
3- 6	0- 0	0- 1	AWAY	0- 0	1- 2	2- 3				
2- 1	0- 0	0- 1	NEUTRAL	0- 0	1- 0	1- 0				

RPI S	Opponent	Score	RPI S	Opponent	Score	RPI S	Opponent	Score	RPI S	Opponent	Score	Team's RPI: 139
26	A Green Bay	55 60	26	A Green Bay	76 72	63	A Toledo	66 72	135	N Delaware	66 64	
26	H Green Bay		26	H Green Bay		71	A Minnesota	91 111	141	A Wright St.	69 77	
26	N Green Bay	52 64	26	N Green Bay		92	H Kent St.	73 52	141	H Wright St.	85 80	
									141	N Wright St.	71 52	
									146	A Milwaukee	69 81	
									146	H Milwaukee	77 63	
									150	A Oakland	80 71	
									150	H Oakland	71 61	
									156	A CSUN	67 76	
									167	A East Carolina	81 83	
									171	H Western Mich.	65 75	
									184	A Cleveland St.	50 75	
									184	H Cleveland St.	66 54	
									184	N Cleveland St.	70 56	
									192	H George Mason	54 55	
									232	A Bradley	60 70	
									280	A Eastern Mich.	77 64	
									292	A Valparaiso	55 57	
									292	H Valparaiso	85 60	
									297	A Northern Ky.	55 53	
									297	H Northern Ky.	57 49	
									319	A Youngstown St.	83 67	
									319	H Youngstown St.	80 63	
									321	A Ill.-Chicago	62 63	
									321	H Ill.-Chicago	98 76	
									347	A Delaware St.	90 71	
LAST 12 Division I GAMES:												
26	N Green Bay	52 64	292	A Valparaiso	55 57							
141	N Wright St.	71 52	321	A Ill.-Chicago	62 63							
184	N Cleveland St.	70 56	150	H Oakland	71 61							
319	A Youngstown St.	83 67	26	H Green Bay	76 72							
184	A Cleveland St.	50 75	146	H Milwaukee	77 63							
141	H Wright St.	85 80	297	A Northern Ky.	55 53							

Non-Div I Games:

Detroit Mercy

Loss, Non-Conf, S Site, H Home A Away N Neutral

Drake

Through Games Of March 7, 2017

Average RPI Win:	187	WON-LOST	WINNING	LAST 10	STRENGTH OF	OPP. STRENGTH	TEAM	ADJ.	CONF.	ADJ CONF.
Average RPI Loss:	38	RECORD	PCT. RANK	GAMES	SCHEDULE	OF SCHEDULE	RPI	RPI	RPI	RPI
DIV. I ONLY	24- 4	8	10- 0	122	115	28	28	16	16	
DIV. I NON-CONF.	6- 4	127	0- 0	20	9	28	28	14	14	
TOTALS	RPI 1-25	RPI 26-50	W-L RECORDS	RPI 51-100	RPI 101-150	RPI 150+				
24- 4	0- 1	2- 2	OVERALL	3- 1	2- 0	17- 0				
12- 0	0- 0	1- 0	HOME	3- 0	0- 0	8- 0				
11- 3	0- 1	1- 1	AWAY	0- 1	1- 0	9- 0				
1- 1	0- 0	0- 1	NEUTRAL	0- 0	1- 0	0- 0				
6- 4	0- 1	0- 2	NON-CONFERENCE	3- 1	2- 0	1- 0				
3- 0	0- 0	0- 0	HOME	3- 0	0- 0	0- 0				
2- 3	0- 1	0- 1	AWAY	0- 1	1- 0	1- 0				
1- 1	0- 0	0- 1	NEUTRAL	0- 0	1- 0	0- 0				
18- 0	0- 0	2- 0	CONFERENCE	0- 0	0- 0	16- 0				
9- 0	0- 0	1- 0	HOME	0- 0	0- 0	8- 0				
9- 0	0- 0	1- 0	AWAY	0- 0	0- 0	8- 0				
0- 0	0- 0	0- 0	NEUTRAL	0- 0	0- 0	0- 0				

RPI 1-25				RPI 26-50				Team's RPI: 28				RPI 51-100				RPI 101+			
RPI	S	Opponent	Score	RPI	S	Opponent	Score	RPI	S	Opponent	Score	RPI	S	Opponent	Score	RPI	S	Opponent	Score
24	A	Creighton	77 80	26	A	Green Bay	48 71	57	A	Iowa St.	67 75	115	A	North Dakota	99 91				
				46	N	Auburn	80 85	61	H	Iowa	81 76	138	N	Eastern Wash.	93 78				
				49	A	UNI	88 79	90	H	Northern Ill.	95 86	153	A	Missouri St.	90 64				
				49	H	UNI	70 57	96	H	Wyoming	63 50	153	H	Missouri St.	98 91				
												168	A	Southern Ill.	71 60				
												168	H	Southern Ill.	75 59				
												182	A	Wichita St.	83 78				
												182	H	Wichita St.	105 89				
												197	A	Nebraska	84 70				
												232	A	Bradley	93 60				
												232	H	Bradley	98 46				
												235	A	Indiana St.	64 45				
												235	H	Indiana St.	76 62				
												241	A	Evansville	73 48				
												241	H	Evansville	82 65				
												314	A	Illinois St.	87 36				
												314	H	Illinois St.	101 49				
												323	A	Loyola Chicago	86 42				
												323	H	Loyola Chicago	89 46				
LAST 12 Division I GAMES:																			
				182	H	Wichita St.	105 89					314	H	Illinois St.	101 49				
				153	H	Missouri St.	98 91					241	A	Evansville	73 48				
				49	H	UNI	70 57					168	A	Southern Ill.	71 60				
				323	A	Loyola Chicago	86 42					49	A	UNI	88 79				
				235	A	Indiana St.	64 45					235	H	Indiana St.	76 62				
				232	H	Bradley	98 46					323	H	Loyola Chicago	89 46				

Non-Div I Games: Clarke 118 43

Drake

Loss, Non-Conf, S Site, H Home A Away N Neutral

Average RPI Win:	185	WON-LOST	WINNING	LAST 10	STRENGTH OF	OPP. STRENGTH	TEAM	ADJ.	CONF.	ADJ CONF.
Average RPI Loss:	94	RECORD	PCT. RANK	GAMES	SCHEDULE	OF SCHEDULE	RPI	RPI	RPI	RPI
DIV. I ONLY	20- 9	72	6- 4	152	97	79	79	9	9	
DIV. I NON-CONF.	9- 2	37	0- 0	237	180	66	66	8	8	
TOTALS	RPI 1-25	RPI 26-50	W-L RECORDS	RPI 51-100	RPI 101-150	RPI 150+				
20- 9	0- 0	1- 4	OVERALL	1- 1	5- 2	13- 2				
12- 2	0- 0	1- 2	HOME	1- 0	3- 0	7- 0				
6- 7	0- 0	0- 2	AWAY	0- 1	2- 2	4- 2				
2- 0	0- 0	0- 0	NEUTRAL	0- 0	0- 0	2- 0				
9- 2	0- 0	1- 0	NON-CONFERENCE	1- 1	2- 1	5- 0				
5- 0	0- 0	1- 0	HOME	1- 0	1- 0	2- 0				
2- 2	0- 0	0- 0	AWAY	0- 1	1- 1	1- 0				
2- 0	0- 0	0- 0	NEUTRAL	0- 0	0- 0	2- 0				
11- 7	0- 0	0- 4	CONFERENCE	0- 0	3- 1	8- 2				
7- 2	0- 0	0- 2	HOME	0- 0	2- 0	5- 0				
4- 5	0- 0	0- 2	AWAY	0- 0	1- 1	3- 2				
0- 0	0- 0	0- 0	NEUTRAL	0- 0	0- 0	0- 0				

RPI S	Opponent	Score	RPI S	Opponent	Score	RPI S	Opponent	Score	RPI S	Opponent	Score
29	A Elon	65 75	29	H Elon	45 48	72	A Bucknell	66 78	110	A Vanderbilt	63 73
31	H Syracuse	62 61	42	A James Madison	47 54	84	H Penn St.	83 60	111	H Saint Joseph's	60 49
42	A James Madison	64 74	42	H James Madison	64 74				126	A Cornell	63 53
									129	A William & Mary	65 74
									129	H William & Mary	65 48
									135	A Delaware	54 44
									135	H Delaware	53 49
									151	A Northeastern	63 33
									151	H Northeastern	74 51
									188	A Hofstra	53 58
									188	H Hofstra	65 43
									192	N George Mason	82 71
									201	A Towson	80 65
									201	H Towson	58 48
									203	A Col. of Charleston	75 79
									203	H Col. of Charleston	70 57
									224	A UNCW	71 38
									224	H UNCW	76 51
									265	H Niagara	69 57
									299	A Lafayette	81 39
									309	N Massachusetts	65 47
									347	H Delaware St.	69 44
LAST 12 Division I GAMES:											
129	A William & Mary	65 74	129	H William & Mary	65 48						
188	A Hofstra	53 58	135	A Delaware	54 44						
42	H James Madison	64 74	203	A Col. of Charleston	75 79						
135	H Delaware	53 49	151	H Northeastern	74 51						
201	A Towson	80 65	42	A James Madison	47 54						
224	H UNCW	76 51	188	H Hofstra	65 43						

Non-Div I Games:

Drexel

■ Loss,
 ■ Non-Conf,
 ■ S Site,
 ■ H Home
 ■ A Away
 N Neutral

Average RPI Win:	109	WON-LOST	WINNING	LAST 10	STRENGTH OF	OPP. STRENGTH	TEAM	ADJ.	CONF.	ADJ CONF.
Average RPI Loss:	33	RECORD	PCT. RANK	GAMES	SCHEDULE	OF SCHEDULE	RPI	RPI	RPI	RPI
DIV. I ONLY	27- 5	10	9- 1	24	11	8	8	3	3	
DIV. I NON-CONF.	12- 1	7	0- 0	103	33	10	10	4	4	
TOTALS	RPI 1-25	RPI 26-50	W-L RECORDS	RPI 51-100	RPI 101-150	RPI 150+				
27- 5	5- 3	3- 1	OVERALL	6- 0	6- 1	7- 0				
16- 0	4- 0	2- 0	HOME	3- 0	4- 0	3- 0				
9- 4	0- 2	0- 1	AWAY	3- 0	2- 1	4- 0				
2- 1	1- 1	1- 0	NEUTRAL	0- 0	0- 0	0- 0				
12- 1	2- 0	1- 0	NON-CONFERENCE	2- 0	2- 1	5- 0				
8- 0	2- 0	1- 0	HOME	2- 0	1- 0	2- 0				
4- 1	0- 0	0- 0	AWAY	0- 0	1- 1	3- 0				
0- 0	0- 0	0- 0	NEUTRAL	0- 0	0- 0	0- 0				
15- 4	3- 3	2- 1	CONFERENCE	4- 0	4- 0	2- 0				
8- 0	2- 0	1- 0	HOME	1- 0	3- 0	1- 0				
5- 3	0- 2	0- 1	AWAY	3- 0	1- 0	1- 0				
2- 1	1- 1	1- 0	NEUTRAL	0- 0	0- 0	0- 0				

RPI	S	Opponent	Score	RPI	S	Opponent	Score	RPI	S	Opponent	Score	RPI	S	Opponent	Score
2	A	Notre Dame	58 62	29	H	Elon	68 61	51	A	Virginia	70 51	105	H	Virginia Tech	84 59
2	N	Notre Dame	61 84	31	H	Syracuse	72 55	55	H	Penn	68 55	110	A	Vanderbilt	73 77
3	H	South Carolina	74 63	31	N	Syracuse	68 46	58	A	Georgia Tech	75 68	112	H	Clemson	65 37
11	H	Louisville	58 55	38	A	North Carolina St.	52 55	67	H	Villanova	68 50	120	A	North Carolina	95 71
12	A	Florida St.	45 69					86	A	Wake Forest	79 53	120	H	North Carolina	70 58
14	H	Kentucky	69 54					86	H	Wake Forest	71 43	124	A	Long Beach St.	83 46
15	H	Miami (FL)	83 70									130	H	Old Dominion	92 64
15	N	Miami (FL)	57 52									159	H	Pittsburgh	62 48
												176	A	Boston College	67 44
												227	A	Liberty	98 38
												228	A	Rutgers	68 32
												247	H	Grand Canyon	90 47
												313	A	Pepperdine	99 65
												343	H	Longwood	105 48
LAST 12 Division I GAMES:															
		2 N Notre Dame	61 84			159 H Pittsburgh	62 48								
		15 N Miami (FL)	57 52			31 H Syracuse	72 55								
		31 N Syracuse	68 46			51 A Virginia	70 51								
		120 A North Carolina	95 71			112 H Clemson	65 37								
		15 H Miami (FL)	83 70			86 H Wake Forest	71 43								
		86 A Wake Forest	79 53			2 A Notre Dame	58 62								

Non-Div I Games:

Duke

Duquesne

Through Games Of March 7, 2017

Average RPI Win:	181	WON-LOST	WINNING	LAST 10	STRENGTH OF	OPP. STRENGTH	TEAM	ADJ.	CONF.	ADJ CONF.
Average RPI Loss:	108	RECORD	PCT. RANK	GAMES	SCHEDULE	OF SCHEDULE	RPI	RPI	RPI	RPI
DIV. I ONLY	18- 15	151	6- 4	93	94	125	125	12	12	
DIV. I NON-CONF.	7- 6	157	0- 1	98	87	109	109	12	12	
TOTALS	RPI 1-25	RPI 26-50	W-L RECORDS	RPI 51-100	RPI 101-150	RPI 150+				
18- 15	0- 2	0- 3	OVERALL	4- 3	3- 4	11- 3				
10- 5	0- 1	0- 1	HOME	1- 1	1- 2	8- 0				
5- 9	0- 1	0- 1	AWAY	2- 2	1- 2	2- 3				
3- 1	0- 0	0- 1	NEUTRAL	1- 0	1- 0	1- 0				
7- 6	0- 2	0- 0	NON-CONFERENCE	1- 2	1- 2	5- 0				
3- 3	0- 1	0- 0	HOME	0- 0	0- 2	3- 0				
3- 3	0- 1	0- 0	AWAY	1- 2	1- 0	1- 0				
1- 0	0- 0	0- 0	NEUTRAL	0- 0	0- 0	1- 0				
11- 9	0- 0	0- 3	CONFERENCE	3- 1	2- 2	6- 3				
7- 2	0- 0	0- 1	HOME	1- 1	1- 0	5- 0				
2- 6	0- 0	0- 1	AWAY	1- 0	0- 2	1- 3				
2- 1	0- 0	0- 1	NEUTRAL	1- 0	1- 0	0- 0				

RPI	S	Opponent	Score	RPI	S	Opponent	Score	RPI	S	Opponent	Score	RPI	S	Opponent	Score	Team's RPI: 125
16	H	Maryland	57 77	33	A	Dayton	47 66	52	A	George Washington	73 63	101	H	Buffalo	69 71	
25	A	Ohio St.	69 89	33	H	Dayton	64 75	52	H	George Washington	40 75	111	A	Saint Joseph's	58 60	
				33	N	Dayton	56 70	52	N	George Washington	62 58	111	N	Saint Joseph's	78 63	
								53	A	California	66 86	114	H	Charlotte	63 77	
								65	A	Ohio	46 64	122	A	Fordham	51 64	
								70	A	St. John's (NY)	71 65	144	H	VCU	70 51	
								93	H	Saint Louis	94 65	147	A	Iona	61 58	
												159	H	Pittsburgh	63 54	
												170	A	La Salle	76 68	
												192	H	George Mason	76 57	
												192	H	George Mason	66 55	
												233	H	Richmond	73 61	
												236	A	Akron	67 57	
												248	A	St. Bonaventure	56 69	
												248	H	St. Bonaventure	83 61	
												277	H	Davidson	73 51	
												279	N	Western Caro.	65 50	
												299	H	Lafayette	67 52	
												302	A	Rhode Island	69 71	
												304	H	Lehigh	63 49	
												309	A	Massachusetts	67 75	
LAST 12 Division I GAMES:																
				33	N	Dayton	56 70	302	A	Rhode Island	69 71					
				111	N	Saint Joseph's	78 63	33	A	Dayton	47 66					
				52	N	George Washington	62 58	144	H	VCU	70 51					
				192	H	George Mason	66 55	192	H	George Mason	76 57					
				53	A	California	66 86	111	A	Saint Joseph's	58 60					
				248	H	St. Bonaventure	83 61	52	A	George Washington	73 63					

Non-Div I Games:

Duquesne

Loss, Non-Conf, S Site, H Home A Away N Neutral

Average RPI Win: 250	WON-LOST	WINNING	LAST 10	STRENGTH OF	OPP. STRENGTH	TEAM	ADJ.	CONF.	ADJ CONF.
Average RPI Loss: 146	RECORD	PCT. RANK	GAMES	SCHEDULE	OF SCHEDULE	RPI	RPI	RPI	RPI
DIV. I ONLY	16- 14	158	5- 5	288	170	202	202	17	17
DIV. I NON-CONF.	8- 7	164	0- 0	307	176	231	231	20	20
TOTALS	RPI 1-25	RPI 26-50	W-L RECORDS	RPI 51-100	RPI 101-150	RPI 150+			
16- 14	0- 1	0- 1	OVERALL	0- 4	1- 2	15- 6			
8- 7	0- 1	0- 1	HOME	0- 2	1- 1	7- 2			
7- 5	0- 0	0- 0	AWAY	0- 2	0- 0	7- 3			
1- 2	0- 0	0- 0	NEUTRAL	0- 0	0- 1	1- 1			
8- 7	0- 1	0- 1	NON-CONFERENCE	0- 0	1- 2	7- 3			
4- 4	0- 1	0- 1	HOME	0- 0	1- 1	3- 1			
3- 2	0- 0	0- 0	AWAY	0- 0	0- 0	3- 2			
1- 1	0- 0	0- 0	NEUTRAL	0- 0	0- 1	1- 0			
8- 7	0- 0	0- 0	CONFERENCE	0- 4	0- 0	8- 3			
4- 3	0- 0	0- 0	HOME	0- 2	0- 0	4- 1			
4- 3	0- 0	0- 0	AWAY	0- 2	0- 0	4- 1			
0- 1	0- 0	0- 0	NEUTRAL	0- 0	0- 0	0- 1			

RPI 1-25				RPI 26-50				RPI 51-100				RPI 101+ Team's RPI: 202			
RPI	S	Opponent	Score	RPI	S	Opponent	Score	RPI	S	Opponent	Score	RPI	S	Opponent	Score
20	H	Tennessee	58 83	29	H	Elon	51 79	66	A	Chattanooga	45 60	110	H	Vanderbilt	72 80
								66	H	Chattanooga	62 70	127	N	Maine	48 61
								91	A	Mercer	55 72	130	H	Old Dominion	70 60
								91	H	Mercer	56 71	189	A	Campbell	56 55
												200	A	UNCG	62 73
												200	H	UNCG	60 52
												215	H	Appalachian St.	68 71
												229	A	Samford	69 57
												229	H	Samford	61 56
												229	N	Samford	64 67
												240	A	Wofford	77 69
												240	H	Wofford	52 54
												257	A	Furman	74 64
												257	H	Furman	75 66
												259	A	Butler	68 59
												263	A	Austin Peay	74 77
												264	H	Murray St.	79 60
												277	H	Davidson	76 56
												279	A	Western Caro.	72 55
												279	H	Western Caro.	76 57
												281	A	Tennessee Tech	82 76
												291	N	Coppin St.	70 58
												297	A	Northern Ky.	56 62
												342	H	Winthrop	62 45
LAST 12 Division I GAMES:															
				229	N	Samford	64 67	91	H	Mercer	56 71				
				257	H	Furman	75 66	229	H	Samford	61 56				
				240	H	Wofford	52 54	240	A	Wofford	77 69				
				200	A	UNCG	62 73	257	A	Furman	74 64				
				279	A	Western Caro.	72 55	279	H	Western Caro.	76 57				
				66	H	Chattanooga	62 70	200	H	UNCG	60 52				

Non-Div I Games:

ETSU

■ Loss,
■ Non-Conf,
■ S Site,
■ H Home
■ A Away
N Neutral

East Carolina

Through Games Of March 7, 2017

Average RPI Win:	194	WON-LOST	WINNING	LAST 10	STRENGTH OF	OPP. STRENGTH	TEAM	ADJ.	CONF.	ADJ CONF.
Average RPI Loss:	86	RECORD	PCT. RANK	GAMES	SCHEDULE	OF SCHEDULE	RPI	RPI	RPI	RPI
DIV. I ONLY	10- 19	260	1- 9	40	85	167	167	5	5	
DIV. I NON-CONF.	8- 4	97	0- 0	99	260	85	85	5	5	
TOTALS	RPI 1-25	RPI 26-50	W-L RECORDS	RPI 51-100	RPI 101-150	RPI 150+				
10- 19	0- 4	0- 4	OVERALL	1- 4	2- 3	7- 4				
7- 7	0- 2	0- 2	HOME	1- 2	1- 0	5- 1				
1- 10	0- 2	0- 1	AWAY	0- 1	0- 3	1- 3				
2- 2	0- 0	0- 1	NEUTRAL	0- 1	1- 0	1- 0				
8- 4	0- 0	0- 2	NON-CONFERENCE	0- 0	2- 2	6- 0				
5- 1	0- 0	0- 1	HOME	0- 0	1- 0	4- 0				
1- 2	0- 0	0- 0	AWAY	0- 0	0- 2	1- 0				
2- 1	0- 0	0- 1	NEUTRAL	0- 0	1- 0	1- 0				
2- 15	0- 4	0- 2	CONFERENCE	1- 4	0- 1	1- 4				
2- 6	0- 2	0- 1	HOME	1- 2	0- 0	1- 1				
0- 8	0- 2	0- 1	AWAY	0- 1	0- 1	0- 3				
0- 1	0- 0	0- 0	NEUTRAL	0- 1	0- 0	0- 0				

RPI S Opponent	Score	RPI S Opponent	Score	RPI S Opponent	Score	RPI S Opponent	Score	Team's RPI: 167
1 A UConn	45 90	30 A South Fla.	48 79	74 H Tulane	45 61	114 A Charlotte	64 79	
1 H UConn	44 91	30 H South Fla.	66 76	95 A UCF	51 79	117 N Ball St.	82 69	
18 A Temple	47 78	41 N West Virginia	47 79	95 H UCF	42 54	129 A William & Mary	72 82	
18 H Temple	43 76	46 H Auburn	52 61	100 H SMU	58 57	139 H Detroit Mercy	83 81	
				100 N SMU	54 60	143 A Tulsa	92 100	
						165 A Memphis	50 72	
						175 A Houston	65 81	
						175 H Houston	62 73	
						181 A Cincinnati	64 74	
						181 H Cincinnati	80 69	
						221 H Southern U.	62 55	
						224 H UNCW	75 65	
						230 H Presbyterian	54 46	
						233 A Richmond	71 60	
						234 N Marist	70 68	
						260 H UMES	66 58	
LAST 12 Division I GAMES:								
100 N SMU	54 60	30 H South Fla.	66 76					
175 A Houston	65 81	175 H Houston	62 73					
181 H Cincinnati	80 69	143 A Tulsa	92 100					
95 A UCF	51 79	1 H UConn	44 91					
165 A Memphis	50 72	181 A Cincinnati	64 74					
18 H Temple	43 76	95 H UCF	42 54					

Non-Div I Games: Greensboro 107 40

East Carolina

Loss, Non-Conf, S Site, H Home A Away N Neutral

Average RPI Win:	264	WON-LOST	WINNING	LAST 10	STRENGTH OF	OPP. STRENGTH	TEAM	ADJ.	CONF.	ADJ CONF.
Average RPI Loss:	208	RECORD	PCT. RANK	GAMES	SCHEDULE	OF SCHEDULE	RPI	RPI	RPI	RPI
DIV. I ONLY	7- 19	295	4- 6	258	314	301	301	26	26	
DIV. I NON-CONF.	2- 8	288	0- 0	178	347	279	279	26	26	
TOTALS	RPI 1-25	RPI 26-50	W-L RECORDS	RPI 51-100	RPI 101-150	RPI 150+				
7- 19	0- 0	0- 0	OVERALL	0- 3	0- 1	7- 15				
3- 8	0- 0	0- 0	HOME	0- 1	0- 1	3- 6				
4- 11	0- 0	0- 0	AWAY	0- 2	0- 0	4- 9				
0- 0	0- 0	0- 0	NEUTRAL	0- 0	0- 0	0- 0				
2- 8	0- 0	0- 0	NON-CONFERENCE	0- 2	0- 1	2- 5				
0- 3	0- 0	0- 0	HOME	0- 0	0- 1	0- 2				
2- 5	0- 0	0- 0	AWAY	0- 2	0- 0	2- 3				
0- 0	0- 0	0- 0	NEUTRAL	0- 0	0- 0	0- 0				
5- 11	0- 0	0- 0	CONFERENCE	0- 1	0- 0	5- 10				
3- 5	0- 0	0- 0	HOME	0- 1	0- 0	3- 4				
2- 6	0- 0	0- 0	AWAY	0- 0	0- 0	2- 6				
0- 0	0- 0	0- 0	NEUTRAL	0- 0	0- 0	0- 0				

RPI S	Opponent	Score	RPI S	Opponent	Score	RPI S	Opponent	Score	RPI S	Opponent	Score	Team's RPI: 301
						56	H Belmont	58 77	141	H Wright St.	61 71	
						60	A Western Ill.	62 83	179	A Morehead St.	62 66	
						98	A Stetson	55 72	181	A Cincinnati	64 78	
									184	H Cleveland St.	56 66	
									206	A SIUE	52 68	
									206	H SIUE	59 75	
									218	A UT Martin	72 74	
									218	H UT Martin	80 70	
									235	H Indiana St.	61 88	
									241	A Evansville	73 63	
									251	H Jacksonville St.	71 67	
									252	A Tennessee St.	58 69	
									263	A Austin Peay	78 73	
									263	H Austin Peay	59 69	
									264	A Murray St.	74 92	
									264	H Murray St.	57 66	
									268	A Southeast Mo. St.	71 62	
									268	H Southeast Mo. St.	65 107	
									270	A Eastern Ky.	85 88	
									281	H Tennessee Tech	54 46	
									292	A Valparaiso	68 73	
									314	A Illinois St.	49 60	
									329	A Florida A&M	66 50	
LAST 12 Division I GAMES:												
206	A	SIUE	52	68	252	A	Tennessee St.	58	69			
263	A	Austin Peay	78	73	206	H	SIUE	59	75			
264	H	Murray St.	57	66	268	A	Southeast Mo. St.	71	62			
268	H	Southeast Mo. St.	65	107	218	H	UT Martin	80	70			
218	A	UT Martin	72	74	263	H	Austin Peay	59	69			
281	H	Tennessee Tech	54	46	264	A	Murray St.	74	92			

Non-Div I Games: Ill.-Springfield 74 60 Millikin 97 54

Eastern Ill.

Loss, Non-Conf, S Site, H Home A Away N Neutral

Average RPI Win:	247	WON-LOST	WINNING	LAST 10	STRENGTH OF	OPP. STRENGTH	TEAM	ADJ.	CONF.	ADJ CONF.
Average RPI Loss:	184	RECORD	PCT. RANK	GAMES	SCHEDULE	OF SCHEDULE	RPI	RPI	RPI	RPI
DIV. I ONLY	11- 20	257	4- 6	200	291	270	270	26	26	
DIV. I NON-CONF.	2- 10	305	0- 0	275	280	334	334	26	26	
TOTALS	RPI 1-25	RPI 26-50	W-L RECORDS	RPI 51-100	RPI 101-150	RPI 150+				
11- 20	0- 0	0- 1	OVERALL	0- 5	0- 1	11- 13				
7- 5	0- 0	0- 1	HOME	0- 1	0- 0	7- 3				
1- 11	0- 0	0- 0	AWAY	0- 3	0- 1	1- 7				
3- 4	0- 0	0- 0	NEUTRAL	0- 1	0- 0	3- 3				
2- 10	0- 0	0- 1	NON-CONFERENCE	0- 2	0- 1	2- 6				
1- 3	0- 0	0- 1	HOME	0- 0	0- 0	1- 2				
0- 4	0- 0	0- 0	AWAY	0- 2	0- 1	0- 1				
1- 3	0- 0	0- 0	NEUTRAL	0- 0	0- 0	1- 3				
9- 10	0- 0	0- 0	CONFERENCE	0- 3	0- 0	9- 7				
6- 2	0- 0	0- 0	HOME	0- 1	0- 0	6- 1				
1- 7	0- 0	0- 0	AWAY	0- 1	0- 0	1- 6				
2- 1	0- 0	0- 0	NEUTRAL	0- 1	0- 0	2- 0				

RPI S	Opponent	Score	RPI S	Opponent	Score	RPI S	Opponent	Score	RPI S	Opponent	Score	Team's RPI: 270
40	H Western Ky.	63 90	56	A Belmont	58 74	141	A Wright St.	73 85				
			56	H Belmont	67 73	171	N Western Mich.	59 74				
			56	N Belmont	64 94	179	A Morehead St.	54 80				
			92	A Kent St.	67 80	179	H Morehead St.	65 58				
			93	A Saint Louis	51 78	179	N Morehead St.	73 67				
						200	A UNCG	66 81				
						206	H SIUE	75 63				
						206	N SIUE	61 58				
						218	A UT Martin	56 66				
						236	H Akron	57 63				
						245	N Miami (OH)	54 65				
						251	A Jacksonville St.	61 71				
						251	H Jacksonville St.	49 54				
						252	A Tennessee St.	64 78				
						252	H Tennessee St.	66 62				
						254	H Bowling Green	57 55				
						263	H Austin Peay	80 71				
						264	A Murray St.	64 70				
						268	A Southeast Mo. St.	74 63				
						279	H Western Caro.	61 72				
						281	A Tennessee Tech	51 53				
						281	H Tennessee Tech	78 65				
						301	H Eastern Ill.	88 85				
						316	N Fort Wayne	59 68				
						330	N Morgan St.	66 58				
LAST 12 Division I GAMES:												
			56	N Belmont	64 94	56	H Belmont	67 73				
			206	N SIUE	61 58	179	H Morehead St.	65 58				
			179	N Morehead St.	73 67	264	A Murray St.	64 70				
			281	H Tennessee Tech	78 65	218	A UT Martin	56 66				
			251	A Jacksonville St.	61 71	263	H Austin Peay	80 71				
			252	A Tennessee St.	64 78	281	A Tennessee Tech	51 53				

Non-Div I Games: Ohio Valley 88 30

Eastern Ky.

■ Loss,
 ■ Non-Conf,
 ■ S Site,
 ■ Home
 ■ A Away
 N Neutral

Average RPI Win: 284		WON-LOST	WINNING	LAST 10	STRENGTH OF	OPP. STRENGTH	TEAM	ADJ.	CONF.	ADJ CONF.
Average RPI Loss: 119		RECORD	PCT. RANK	GAMES	SCHEDULE	OF SCHEDULE	RPI	RPI	RPI	RPI
DIV. I ONLY		5- 25	327	0- 10	82	153	280	280	10	10
DIV. I NON-CONF.		4- 7	224	0- 0	219	254	251	251	11	11
TOTALS		RPI 1-25	RPI 26-50		W-L RECORDS		RPI 51-100	RPI 101-150		RPI 150+
5- 25	0- 0	0- 2		OVERALL		0- 11	0- 5		5- 7	
3- 10	0- 0	0- 1		HOME		0- 3	0- 3		3- 3	
1- 13	0- 0	0- 1		AWAY		0- 7	0- 1		1- 4	
1- 2	0- 0	0- 0		NEUTRAL		0- 1	0- 1		1- 0	
4- 7	0- 0	0- 0		NON-CONFERENCE		0- 3	0- 2		4- 2	
2- 2	0- 0	0- 0		HOME		0- 0	0- 1		2- 1	
1- 3	0- 0	0- 0		AWAY		0- 2	0- 0		1- 1	
1- 2	0- 0	0- 0		NEUTRAL		0- 1	0- 1		1- 0	
1- 18	0- 0	0- 2		CONFERENCE		0- 8	0- 3		1- 5	
1- 8	0- 0	0- 1		HOME		0- 3	0- 2		1- 2	
0- 10	0- 0	0- 1		AWAY		0- 5	0- 1		0- 3	
0- 0	0- 0	0- 0		NEUTRAL		0- 0	0- 0		0- 0	

RPI 1-25				RPI 26-50				RPI 51-100				RPI 101+				Team's RPI: 280	
RPI	S	Opponent	Score	RPI	S	Opponent	Score	RPI	S	Opponent	Score	RPI	S	Opponent	Score		
				39	A	Central Mich.	48 71	54	A	Purdue	50 77	101	H	Buffalo	52 56		
				39	H	Central Mich.	63 104	63	A	Toledo	57 65	117	A	Ball St.	49 78		
								63	H	Toledo	49 66	117	H	Ball St.	54 64		
								65	A	Ohio	51 68	121	N	Northern Colo.	57 58		
								65	A	Ohio	49 63	139	H	Detroit Mercy	64 77		
								74	N	Tulane	50 62	171	A	Western Mich.	60 70		
								86	A	Wake Forest	61 89	171	H	Western Mich.	67 76		
								90	A	Northern Ill.	73 85	179	A	Morehead St.	73 78		
								90	H	Northern Ill.	71 81	217	H	Monmouth	68 75		
								92	A	Kent St.	65 83	236	A	Akron	62 80		
								92	H	Kent St.	67 86	245	A	Miami (OH)	61 72		
												245	H	Miami (OH)	63 79		
												248	H	St. Bonaventure	75 56		
												254	H	Bowling Green	81 74		
												262	N	Georgia St.	69 59		
												322	H	Air Force	65 44		
												332	A	Incarnate Word	66 47		
LAST 12 Division I GAMES:																	
				65	A	Ohio	49 63	101	H	Buffalo	52 56						
				39	A	Central Mich.	48 71	245	H	Miami (OH)	63 79						
				117	H	Ball St.	54 64	92	A	Kent St.	65 83						
				90	H	Northern Ill.	71 81	39	H	Central Mich.	63 104						
				63	A	Toledo	57 65	236	A	Akron	62 80						
				171	A	Western Mich.	60 70	254	H	Bowling Green	81 74						

Non-Div I Games:	Ferris St.	68	50
------------------	------------	----	----

Eastern Mich.

Loss, Non-Conf, S Site, H Home A Away N Neutral

Average RPI Win:	244	WON-LOST	WINNING	LAST 10	STRENGTH OF	OPP. STRENGTH	TEAM	ADJ.	CONF.	ADJ CONF.
Average RPI Loss:	105	RECORD	PCT. RANK	GAMES	SCHEDULE	OF SCHEDULE	RPI	RPI	RPI	RPI
DIV. I ONLY	16- 12	123	6- 4	153	226	138	138	20	20	
DIV. I NON-CONF.	4- 6	209	0- 0	47	166	114	114	18	18	
TOTALS	RPI 1-25	RPI 26-50	W-L RECORDS	RPI 51-100	RPI 101-150	RPI 150+				
16- 12	0- 1	0- 2	OVERALL	0- 5	2- 2	14- 2				
7- 4	0- 0	0- 0	HOME	0- 2	2- 1	5- 1				
8- 6	0- 1	0- 0	AWAY	0- 3	0- 1	8- 1				
1- 2	0- 0	0- 2	NEUTRAL	0- 0	0- 0	1- 0				
4- 6	0- 1	0- 2	NON-CONFERENCE	0- 3	0- 0	4- 0				
1- 1	0- 0	0- 0	HOME	0- 1	0- 0	1- 0				
2- 3	0- 1	0- 0	AWAY	0- 2	0- 0	2- 0				
1- 2	0- 0	0- 2	NEUTRAL	0- 0	0- 0	1- 0				
12- 6	0- 0	0- 0	CONFERENCE	0- 2	2- 2	10- 2				
6- 3	0- 0	0- 0	HOME	0- 1	2- 1	4- 1				
6- 3	0- 0	0- 0	AWAY	0- 1	0- 1	6- 1				
0- 0	0- 0	0- 0	NEUTRAL	0- 0	0- 0	0- 0				

RPI 1-25			RPI 26-50			RPI 51-100			RPI 101+			Team's RPI: 138
RPI	S	Opponent	Score	RPI	S	Opponent	Score	RPI	S	Opponent	Score	
9	A	Washington	52 100	28	N	Drake	78 93	62	A	Boise St.	64 67	115 H North Dakota 71 75
				29	N	Elon	55 76	64 H Gonzaga 54 73		121 H Northern Colo. 67 61		
								74 A Tulane 51 63		142 A Idaho 51 78		
								77 A Montana St. 83 88		142 H Idaho 67 57		
								77 H Montana St. 61 72		156 A CSUN 71 57		
										169 A Idaho St. 61 58		
										169 H Idaho St. 58 41		
										223 A Portland St. 68 62		
										238 A Weber St. 70 42		
										238 H Weber St. 99 85		
										257 N Furman 68 56		
										284 A Sacramento St. 72 65		
										288 A Southern Utah 67 66		
										288 H Southern Utah 63 64		
										295 A Northern Ariz. 47 56		
										295 H Northern Ariz. 79 64		
										325 A Montana 60 46		
										325 H Montana 64 57		
										334 A Utah Valley 83 50		
										346 H Cal St. Fullerton 84 67		
LAST 12 Division I GAMES:												
295	H	Northern Ariz.	79 64	115	H	North Dakota	71 75					
288	H	Southern Utah	63 64	223	A	Portland St.	68 62					
169	A	Idaho St.	61 58	284	A	Sacramento St.	72 65					
238	A	Weber St.	70 42	77	H	Montana St.	61 72					
142	A	Idaho	51 78	325	H	Montana	64 57					
121	H	Northern Colo.	67 61	288	A	Southern Utah	67 66					

Non-Div I Games: Multnomah 88 30

Eastern Wash.

■ Loss,
 ■ Non-Conf,
 ■ S Site,
 ■ Home
 ■ A Away
 N Neutral

Average RPI Win:	165	WON-LOST	WINNING	LAST 10	STRENGTH OF	OPP. STRENGTH	TEAM	ADJ.	CONF.	ADJ CONF.
Average RPI Loss:	54	RECORD	PCT. RANK	GAMES	SCHEDULE	OF SCHEDULE	RPI	RPI	RPI	RPI
DIV. I ONLY	23- 6	25	9- 1	70	89	29	29	9	9	
DIV. I NON-CONF.	7- 4	114	2- 0	60	58	48	48	8	8	
TOTALS	RPI 1-25	RPI 26-50	W-L RECORDS	RPI 51-100	RPI 101-150	RPI 150+				
23- 6	0- 1	1- 3	OVERALL	3- 1	5- 1	14- 0				
10- 2	0- 0	0- 1	HOME	2- 1	2- 0	6- 0				
11- 4	0- 1	1- 2	AWAY	1- 0	2- 1	7- 0				
2- 0	0- 0	0- 0	NEUTRAL	0- 0	1- 0	1- 0				
7- 4	0- 1	1- 1	NON-CONFERENCE	1- 1	1- 1	4- 0				
2- 1	0- 0	0- 0	HOME	1- 1	0- 0	1- 0				
3- 3	0- 1	1- 1	AWAY	0- 0	0- 1	2- 0				
2- 0	0- 0	0- 0	NEUTRAL	0- 0	1- 0	1- 0				
16- 2	0- 0	0- 2	CONFERENCE	2- 0	4- 0	10- 0				
8- 1	0- 0	0- 1	HOME	1- 0	2- 0	5- 0				
8- 1	0- 0	0- 1	AWAY	1- 0	2- 0	5- 0				
0- 0	0- 0	0- 0	NEUTRAL	0- 0	0- 0	0- 0				

RPI 1-25				RPI 26-50				Team's RPI: 29	RPI 51-100				RPI 101+			
RPI	S	Opponent	Score	RPI	S	Opponent	Score		RPI	S	Opponent	Score	RPI	S	Opponent	Score
8	A	Duke	61 68	26	A	Green Bay	56 71		72	H	Bucknell	64 58	120	A	North Carolina	73 78
				39	A	Central Mich.	71 57		79	A	Drexel	48 45	129	A	William & Mary	60 58
				42	A	James Madison	54 61		79	H	Drexel	75 65	129	H	William & Mary	70 47
				42	H	James Madison	70 76		86	H	Wake Forest	68 78	135	A	Delaware	57 48
													135	H	Delaware	69 42
													138	N	Eastern Wash.	76 55
													151	A	Northeastern	76 65
													151	H	Northeastern	70 58
													188	A	Hofstra	64 53
													188	H	Hofstra	72 61
													201	A	Towson	67 65
													201	H	Towson	83 55
													202	A	ETSU	79 51
													203	A	Col. of Charleston	84 56
													203	H	Col. of Charleston	70 57
													224	A	UNCW	66 56
													224	H	UNCW	82 48
													228	H	Rutgers	66 54
													236	N	Akron	65 62
													262	A	Georgia St.	84 67
LAST 12 Division I GAMES:																
				39	A	Central Mich.	71 57		188	H	Hofstra	72 61				
				138	N	Eastern Wash.	76 55		42	A	James Madison	54 61				
				224	H	UNCW	82 48		151	H	Northeastern	70 58				
				201	A	Towson	67 65		224	A	UNCW	66 56				
				135	A	Delaware	57 48		201	H	Towson	83 55				
				129	H	William & Mary	70 47		188	A	Hofstra	64 53				

Non-Div I Games: King (TN) 93 47

Elon

■ Loss,
 ■ Non-Conf,
 ■ S Site,
 ■ Home
 ■ A Away
 N Neutral

Evansville

Through Games Of March 7, 2017

Average RPI Win:	264	WON-LOST	WINNING	LAST 10	STRENGTH OF	OPP. STRENGTH	TEAM	ADJ.	CONF.	ADJ CONF.
Average RPI Loss:	145	RECORD	PCT. RANK	GAMES	SCHEDULE	OF SCHEDULE	RPI	RPI	RPI	RPI
DIV. I ONLY	12- 16	216	5- 5	266	211	241	241	16	16	
DIV. I NON-CONF.	4- 6	209	0- 0	277	293	261	261	14	14	
TOTALS	RPI 1-25	RPI 26-50	W-L RECORDS	RPI 51-100	RPI 101-150	RPI 150+				
12- 16	0- 1	0- 4	OVERALL	0- 1	0- 1	12- 9				
7- 7	0- 0	0- 2	HOME	0- 0	0- 0	7- 5				
5- 9	0- 0	0- 1	AWAY	0- 0	0- 0	5- 1				
0- 0	0- 0	0- 0	NEUTRAL	0- 0	0- 0	0- 0				
4- 6	0- 1	0- 0	NON-CONFERENCE	0- 1	0- 1	4- 3				
2- 3	0- 0	0- 0	HOME	0- 0	0- 0	2- 3				
2- 3	0- 1	0- 0	AWAY	0- 1	0- 1	2- 0				
0- 0	0- 0	0- 0	NEUTRAL	0- 0	0- 0	0- 0				
8- 10	0- 0	0- 4	CONFERENCE	0- 0	0- 0	8- 6				
5- 4	0- 0	0- 2	HOME	0- 0	0- 0	5- 2				
3- 6	0- 0	0- 2	AWAY	0- 0	0- 0	3- 4				
0- 0	0- 0	0- 0	NEUTRAL	0- 0	0- 0	0- 0				

RPI 1-25			RPI 26-50			RPI 51-100			RPI 101+ Team's RPI: 241		
RPI	S	Opponent	Score	RPI	S	Opponent	Score	RPI	S	Opponent	Score
11	A	Louisville	47 89	28	A	Drake	65 82	69	A	Northwestern	66 88
				28	H	Drake	48 73				
				49	A	UNI	40 54				
				49	H	UNI	36 62				
LAST 12 Division I GAMES:											
235	A	Indiana St.	52 44	182	A	Wichita St.	68 69	349	H	Alabama A&M	63 54
323	A	Loyola Chicago	81 50	28	H	Drake	48 73				
314	H	Illinois St.	60 56	49	H	UNI	36 62				
232	H	Bradley	73 71	232	A	Bradley	52 56				
168	A	Southern Ill.	74 61	314	A	Illinois St.	58 71				
153	A	Missouri St.	43 68	168	H	Southern Ill.	63 60				

Non-Div I Games: Oakland City 108 68

Evansville

Loss, Non-Conf, S Site, H Home A Away N Neutral

RPI 1-25			
RPI	S	Opponent	Score
25	N	Ohio St.	66 79
RPI 26-50			
RPI	S	Opponent	Score
32	A	Quinnipiac	56 66
RPI 51-100			
RPI	S	Opponent	Score
52	N	George Washington	47 76
66	H	Chattanooga	68 55
92	N	Kent St.	64 77
94	A	Jacksonville	65 73
94	H	Jacksonville	60 57
98	A	Stetson	84 71
98	H	Stetson	64 67
RPI 101+			
RPI	S	Opponent	Score
121	A	Northern Colo.	74 77
166	H	Hampton	60 49
177	H	Siena	66 42
180	H	UC Riverside	60 45
183	A	Hartford	70 63
207	A	Illinois	73 82
275	A	Kennesaw St.	75 56
275	H	Kennesaw St.	69 35
290	H	N.C. A&T	67 41
294	A	North Florida	68 51
294	H	North Florida	69 46
294	H	North Florida	59 42
296	H	Savannah St.	89 40
298	A	Lipscomb	90 63
298	H	Lipscomb	98 50
307	H	FIU	89 42
315	A	USC Upstate	80 50
315	H	USC Upstate	93 43
320	A	NJIT	77 46
320	H	NJIT	73 53
337	A	Fla. Atlantic	65 50
Team's RPI: 103			
LAST 12 Division I GAMES:			
294	H	North Florida	59 42
52	N	George Washington	47 76
98	H	Stetson	64 67
320	A	NJIT	77 46
315	A	USC Upstate	80 50
298	H	Lipscomb	98 50
275	H	Kennesaw St.	69 35
294	H	North Florida	69 46
94	A	Jacksonville	65 73
294	A	North Florida	68 51
94	H	Jacksonville	60 57
315	H	USC Upstate	93 43

FGCU

Page 89

Average RPI Win:	295	WON-LOST	WINNING	LAST 10	STRENGTH OF	OPP. STRENGTH	TEAM	ADJ.	CONF.	ADJ CONF.
Average RPI Loss:	139	RECORD	PCT. RANK	GAMES	SCHEDULE	OF SCHEDULE	RPI	RPI	RPI	RPI
DIV. I ONLY	5- 24	324	0- 10	127	173	307	307	14	14	
DIV. I NON-CONF.	2- 9	293	0- 0	36	241	253	253	16	16	
TOTALS	RPI 1-25	RPI 26-50	W-L RECORDS	RPI 51-100	RPI 101-150	RPI 150+				
5- 24	0- 1	0- 2	OVERALL	0- 5	0- 5	5- 11				
4- 14	0- 1	0- 0	HOME	0- 4	0- 4	4- 5				
1- 10	0- 0	0- 2	AWAY	0- 1	0- 1	1- 6				
0- 0	0- 0	0- 0	NEUTRAL	0- 0	0- 0	0- 0				
2- 9	0- 1	0- 1	NON-CONFERENCE	0- 3	0- 1	2- 3				
2- 7	0- 1	0- 0	HOME	0- 3	0- 0	2- 3				
0- 2	0- 0	0- 1	AWAY	0- 0	0- 1	0- 0				
0- 0	0- 0	0- 0	NEUTRAL	0- 0	0- 0	0- 0				
3- 15	0- 0	0- 1	CONFERENCE	0- 2	0- 4	3- 8				
2- 7	0- 0	0- 0	HOME	0- 1	0- 4	2- 2				
1- 8	0- 0	0- 1	AWAY	0- 1	0- 0	1- 6				
0- 0	0- 0	0- 0	NEUTRAL	0- 0	0- 0	0- 0				

RPI 1-25				RPI 26-50				RPI 51-100				RPI 101+ Team's RPI: 307			
RPI	S	Opponent	Score	RPI	S	Opponent	Score	RPI	S	Opponent	Score	RPI	S	Opponent	Score
15	H	Miami (FL)	49 69	30	A	South Fla.	41 91	68	H	Georgetown	53 66	103	A	FGCU	42 89
				40	A	Western Ky.	38 90	81	A	Middle Tenn.	43 95	114	H	Charlotte	54 101
								81	H	Middle Tenn.	53 88	118	H	Southern Miss.	37 75
								94	H	Jacksonville	56 71	130	H	Old Dominion	64 86
								95	H	UCF	52 69	145	H	Louisiana Tech	63 76
												161	A	Rice	55 74
												174	A	UAB	68 82
												174	H	UAB	52 61
												178	A	UTSA	55 69
												178	H	UTSA	61 70
												185	H	Texas Southern	62 70
												191	H	Robert Morris	59 57
												192	H	George Mason	51 67
												194	A	North Texas	49 69
												238	H	Weber St.	61 64
												246	A	Marshall	52 70
												300	A	UTEP	47 88
												300	H	UTEP	88 87
												309	H	Massachusetts	58 57
												337	A	Fla. Atlantic	65 60
												337	H	Fla. Atlantic	74 65
LAST 12 Division I GAMES:															
174	H	UAB	52 61	194	A	North Texas	49 69								
81	H	Middle Tenn.	53 88	161	A	Rice	55 74								
300	A	UTEP	47 88	114	H	Charlotte	54 101								
178	A	UTSA	55 69	130	H	Old Dominion	64 86								
145	H	Louisiana Tech	63 76	337	A	Fla. Atlantic	65 60								
118	H	Southern Miss.	37 75	174	A	UAB	68 82								

Non-Div I Games:

FIU

■ Loss,
 ■ Non-Conf, S Site,
 ■ Home
 ■ Away
 N Neutral

Average RPI Win: 230		WON-LOST	WINNING	LAST 10	STRENGTH OF	OPP. STRENGTH	TEAM	ADJ.	CONF.	ADJ CONF.
Average RPI Loss: 160		RECORD	PCT. RANK	GAMES	SCHEDULE	OF SCHEDULE	RPI	RPI	RPI	RPI
DIV. I ONLY		17- 14	144	7- 3	214	233	163	163	19	19
DIV. I NON-CONF.		3- 6	230	0- 0	217	270	237	237	17	17
TOTALS		RPI 1-25	RPI 26-50	W-L RECORDS	RPI 51-100	RPI 101-150	RPI 150+			
17- 14	0- 1		1- 2	OVERALL	0- 0	3- 3	13- 8			
9- 4	0- 0		1- 0	HOME	0- 0	2- 0	6- 4			
7- 9	0- 1		0- 2	AWAY	0- 0	1- 2	6- 4			
1- 1	0- 0		0- 0	NEUTRAL	0- 0	0- 1	1- 0			
3- 6	0- 1		0- 1	NON-CONFERENCE	0- 0	0- 1	3- 3			
1- 2	0- 0		0- 0	HOME	0- 0	0- 0	1- 2			
2- 4	0- 1		0- 1	AWAY	0- 0	0- 1	2- 1			
0- 0	0- 0		0- 0	NEUTRAL	0- 0	0- 0	0- 0			
14- 8	0- 0		1- 1	CONFERENCE	0- 0	3- 2	10- 5			
8- 2	0- 0		1- 0	HOME	0- 0	2- 0	5- 2			
5- 5	0- 0		0- 1	AWAY	0- 0	1- 1	4- 3			
1- 1	0- 0		0- 0	NEUTRAL	0- 0	0- 1	1- 0			

RPI 1-25					
RPI	S	Opponent	Score		
18	A	Temple	59	73	
RPI 26-50					
RPI	S	Opponent	Score		
32	A	Quinnipiac	55	60	
32	H	Quinnipiac	65	52	
44	A	Harvard	44	58	
RPI 51-100					
RPI	S	Opponent	Score		
Team's RPI: 163					
RPI	S	Opponent	Score		
106	A	Rider	68	67	
106	H	Rider	53	49	
106	N	Rider	36	49	
113	A	Albany (NY)	45	59	
147	A	Iona	55	65	
147	H	Iona	68	59	
170	A	La Salle	61	68	
177	A	Siena	52	67	
177	H	Siena	61	57	
193	H	Sacred Heart	44	56	
217	A	Monmouth	71	68	
217	H	Monmouth	53	60	
234	A	Marist	55	71	
234	H	Marist	62	68	
234	N	Marist	61	44	
253	A	Canisius	49	63	
253	H	Canisius	57	48	
265	A	Niagara	65	55	
265	H	Niagara	66	63	
269	H	Loyola Maryland	58	57	
278	A	Manhattan	64	43	
278	H	Manhattan	71	56	
289	A	Mt. St. Mary's	70	57	
302	H	Rhode Island	65	72	
327	A	Saint Peter's	56	39	
327	H	Saint Peter's	50	38	
LAST 12 Division I GAMES:					
106	N	Rider	36	49	
234	N	Marist	61	44	
106	H	Rider	53	49	
253	H	Canisius	57	48	
147	A	Iona	55	65	
234	H	Marist	62	68	
327	A	Saint Peter's	56	39	
278	A	Manhattan	64	43	
327	H	Saint Peter's	50	38	
32	H	Quinnipiac	65	52	
265	H	Niagara	66	63	
217	H	Monmouth	53	60	

Non-Div I Games:

Fairfield

Loss, Non-Conf, S Site, H Home A Away N Neutral

RPI	S	Opponent	Score
344	A	UMass Lowell	65 41

F
a
i
r
f
i
e
l
d

F
a
i
r
f
i
e
l
d

Fairfield

Ralphie Brien				Through Games of March 7, 1917						
Average RPI Win:	312	WON-LOST	WINNING	LAST 10	STRENGTH OF	OPP. STRENGTH	TEAM	ADJ.	CONF.	ADJ CONF.
Average RPI Loss:	250	RECORD	PCT. RANK	GAMES	SCHEDULE	OF SCHEDULE	RPI	RPI	RPI	RPI
DIV. I ONLY	8- 21	288	3- 7	347	349	339	339	31	31	
DIV. I NON-CONF.	2- 8	288	0- 0	348	344	347	347	32	32	

TOTALS	RPI 1-25		RPI 26-50	W-L RECORDS	RPI 51-100	RPI 101-150	RPI 150+			
8- 21	0- 0		0- 0	OVERALL	0- 0	0- 1	8- 20			
4- 9	0- 0		0- 0	HOME	0- 0	0- 0	4- 9			
4- 12	0- 0		0- 0	AWAY	0- 0	0- 1	4- 10			
0- 0	0- 0		0- 0	NEUTRAL	0- 0	0- 0	0- 0			
2- 8	0- 0		0- 0	NON-CONFERENCE	0- 0	0- 1	2- 7			
1- 3	0- 0		0- 0	HOME	0- 0	0- 0	1- 3			
1- 5	0- 0		0- 0	AWAY	0- 0	0- 1	1- 4			
0- 0	0- 0		0- 0	NEUTRAL	0- 0	0- 0	0- 0			
6- 13	0- 0		0- 0	CONFERENCE	0- 0	0- 0	6- 13			
3- 6	0- 0		0- 0	HOME	0- 0	0- 0	3- 6			
3- 7	0- 0		0- 0	AWAY	0- 0	0- 0	3- 7			
0- 0	0- 0		0- 0	NEUTRAL	0- 0	0- 0	0- 0			

[illegible]

Non-Div I Games: Queens (NY)

54 70

Fairleigh Dickinson

Loss, Non-Conf, S Site, H Home A Away N Neutral

F
a
i
r
l
e
i
g
h
D
i
c
k
i
n
s
o
n

RPI S Opponent Score Fairleigh Dickinson

Through Games Of March 7, 2017

RPI	S	Opponent	Score	
341	H	Wagner	66	74
343	H	Longwood	75	59
344	A	UMass Lowell	55	61

Fairleigh Dickinson

F
a
i
r
l
e
i
g
h
D
i
c
k
i
n
s
o
n

Fla. Atlantic

Through Games Of March 7, 2017

Average RPI Win:	273	WON-LOST	WINNING	LAST 10	STRENGTH OF	OPP. STRENGTH	TEAM	ADJ.	CONF.	ADJ CONF.
Average RPI Loss:	184	RECORD	PCT. RANK	GAMES	SCHEDULE	OF SCHEDULE	RPI	RPI	RPI	RPI
DIV. I ONLY	3- 25	340	0- 10	233	229	337	337	14	14	
DIV. I NON-CONF.	3- 7	250	0- 0	207	348	307	307	16	16	
TOTALS	RPI 1-25	RPI 26-50	W-L RECORDS	RPI 51-100	RPI 101-150	RPI 150+				
3- 25	0- 0	0- 1	OVERALL	0- 3	0- 6	3- 15				
3- 12	0- 0	0- 0	HOME	0- 1	0- 5	3- 6				
0- 13	0- 0	0- 1	AWAY	0- 2	0- 1	0- 9				
0- 0	0- 0	0- 0	NEUTRAL	0- 0	0- 0	0- 0				
3- 7	0- 0	0- 0	NON-CONFERENCE	0- 1	0- 2	3- 4				
3- 3	0- 0	0- 0	HOME	0- 0	0- 1	3- 2				
0- 4	0- 0	0- 0	AWAY	0- 1	0- 1	0- 2				
0- 0	0- 0	0- 0	NEUTRAL	0- 0	0- 0	0- 0				
0- 18	0- 0	0- 1	CONFERENCE	0- 2	0- 4	0- 11				
0- 9	0- 0	0- 0	HOME	0- 1	0- 4	0- 4				
0- 9	0- 0	0- 1	AWAY	0- 1	0- 0	0- 7				
0- 0	0- 0	0- 0	NEUTRAL	0- 0	0- 0	0- 0				

RPI 1-25			RPI 26-50			RPI 51-100			RPI 101+			Team's RPI: 337			
RPI	S	Opponent	Score	RPI	S	Opponent	Score	RPI	S	Opponent	Score	RPI	S	Opponent	Score
				40	A	Western Ky.	55 76	81	A	Middle Tenn.	69 87	103	H	FGCU	50 65
								81	H	Middle Tenn.	59 71	114	H	Charlotte	66 72
								91	A	Mercer	57 74	118	H	Southern Miss.	67 82
												130	H	Old Dominion	73 93
												133	A	Arizona	67 77
												145	H	Louisiana Tech	52 76
												161	A	Rice	55 89
												174	A	UAB	55 66
												174	H	UAB	75 78
												178	A	UTSA	66 97
												178	H	UTSA	62 72
												194	A	North Texas	57 79
												233	H	Richmond	67 77
												235	H	Indiana St.	70 67
												246	A	Marshall	53 76
												247	A	Grand Canyon	60 81
												251	H	Jacksonville St.	63 55
												260	H	UMES	59 76
												294	A	North Florida	88 95
												300	A	UTEP	59 69
												300	H	UTEP	50 51
												307	A	FIU	65 74
												307	H	FIU	60 65
												333	H	Jackson St.	67 58
LAST 12 Division I GAMES:															
				81	H	Middle Tenn.	59 71	161	A	Rice	55 89				
				174	H	UAB	75 78	194	A	North Texas	57 79				
				178	A	UTSA	66 97	130	H	Old Dominion	73 93				
				300	A	UTEP	59 69	114	H	Charlotte	66 72				
				118	H	Southern Miss.	67 82	307	H	FIU	60 65				
				145	H	Louisiana Tech	52 76	81	A	Middle Tenn.	69 87				

Non-Div I Games: Fla. Memorial 84 64

Fla. Atlantic

Loss, Non-Conf, S Site, H Home A Away N Neutral

Average RPI Win:	296	WON-LOST	WINNING	LAST 10	STRENGTH OF	OPP. STRENGTH	TEAM	ADJ.	CONF.	ADJ CONF.
Average RPI Loss:	232	RECORD	PCT. RANK	GAMES	SCHEDULE	OF SCHEDULE	RPI	RPI	RPI	RPI
DIV. I ONLY	10- 18	253	7- 3	344	343	329	329	32	32	
DIV. I NON-CONF.	0- 11	335	0- 0	319	291	348	348	31	31	
TOTALS	RPI 1-25	RPI 26-50	W-L RECORDS	RPI 51-100	RPI 101-150	RPI 150+				
10- 18	0- 0	0- 0	OVERALL	0- 1	0- 2	10- 15				
6- 6	0- 0	0- 0	HOME	0- 0	0- 1	6- 5				
3- 8	0- 0	0- 0	AWAY	0- 0	0- 1	3- 7				
1- 4	0- 0	0- 0	NEUTRAL	0- 1	0- 0	1- 3				
0- 11	0- 0	0- 0	NON-CONFERENCE	0- 1	0- 2	0- 8				
0- 4	0- 0	0- 0	HOME	0- 0	0- 1	0- 3				
0- 3	0- 0	0- 0	AWAY	0- 0	0- 1	0- 2				
0- 4	0- 0	0- 0	NEUTRAL	0- 1	0- 0	0- 3				
10- 7	0- 0	0- 0	CONFERENCE	0- 0	0- 0	10- 7				
6- 2	0- 0	0- 0	HOME	0- 0	0- 0	6- 2				
3- 5	0- 0	0- 0	AWAY	0- 0	0- 0	3- 5				
1- 0	0- 0	0- 0	NEUTRAL	0- 0	0- 0	1- 0				

RPI 1-25			RPI 26-50			RPI 51-100			RPI 101+ Team's RPI: 329		
RPI	S	Opponent	Score	RPI	S	Opponent	Score	RPI	S	Opponent	Score
						82 N Florida	65 78	132 A	Alabama	46 81	
								148 H	Omaha	50 70	
								166 H	Hampton	62 44	
								172 A	Bethune-Cookman	53 66	
								172 H	Bethune-Cookman	41 64	
								179 H	Morehead St.	48 53	
								213 A	Howard	58 72	
								213 H	Howard	55 51	
								233 N	Richmond	51 64	
								246 A	Marshall	67 77	
								251 N	Jacksonville St.	54 66	
								260 H	UMES	59 49	
								261 N	Stony Brook	49 80	
								273 H	Norfolk St.	59 51	
								279 H	Western Caro.	61 62	
								290 A	N.C. A&T	57 65	
								291 H	Coppin St.	62 70	
								294 A	North Florida	60 71	
								296 A	Savannah St.	52 56	
								301 H	Eastern Ill.	50 66	
								330 A	Morgan St.	61 26	
								330 H	Morgan St.	51 48	
								336 A	N.C. Central	49 52	
								347 A	Delaware St.	65 56	
								347 H	Delaware St.	69 61	
								348 A	South Carolina St.	81 61	
LAST 12 Division I GAMES:											
						348 N	South Carolina St.	65 62			
						290 A	N.C. A&T	57 65			
						172 A	Bethune-Cookman	53 66			
						347 H	Delaware St.	69 61			
						213 H	Howard	55 51			
						330 A	Morgan St.	61 26			
						347 A	Delaware St.	65 56			
						273 H	Norfolk St.	59 51			
						347 A	Delaware St.	65 56			
						260 H	UMES	59 49			
						336 A	N.C. Central	49 52			

Non-Div I Games: Thomas (GA) 74 65 Stillman 69 59

Florida A&M

■ Loss,
 ■ Non-Conf,
 ■ S Site,
 ■ Home
 ■ A Away
 N Neutral

RPI	S	Opponent	Score
348	N	South Carolina St.	65 62

Florida A&M

F
l
o
r
i
d
a

A
&

M

F
l
o
r
i
d
a

A
&

M

Average RPI Win:	114	WON-LOST	WINNING	LAST 10	STRENGTH OF	OPP. STRENGTH	TEAM	ADJ.	CONF.	ADJ CONF.
Average RPI Loss:	20	RECORD	PCT. RANK	GAMES	SCHEDULE	OF SCHEDULE	RPI	RPI	RPI	RPI
DIV. I ONLY	25- 6	21	6- 4	14	31	12	12	3	3	
DIV. I NON-CONF.	12- 2	21	0- 1	43	59	19	19	4	4	
TOTALS	RPI 1-25	RPI 26-50	W-L RECORDS	RPI 51-100	RPI 101-150	RPI 150+				
25- 6	4- 4	3- 1	OVERALL	7- 1	4- 0	7- 0				
13- 3	3- 2	2- 1	HOME	3- 0	1- 0	4- 0				
9- 2	1- 1	0- 0	AWAY	3- 1	3- 0	2- 0				
3- 1	0- 1	1- 0	NEUTRAL	1- 0	0- 0	1- 0				
12- 2	0- 2	2- 0	NON-CONFERENCE	5- 0	0- 0	5- 0				
6- 2	0- 2	1- 0	HOME	2- 0	0- 0	3- 0				
3- 0	0- 0	0- 0	AWAY	2- 0	0- 0	1- 0				
3- 0	0- 0	1- 0	NEUTRAL	1- 0	0- 0	1- 0				
13- 4	4- 2	1- 1	CONFERENCE	2- 1	4- 0	2- 0				
7- 1	3- 0	1- 1	HOME	1- 0	1- 0	1- 0				
6- 2	1- 1	0- 0	AWAY	1- 1	3- 0	1- 0				
0- 1	0- 1	0- 0	NEUTRAL	0- 0	0- 0	0- 0				

RPI	S	Opponent	Score	RPI	S	Opponent	Score	RPI	S	Opponent	Score	RPI	S	Opponent	Score
1	H	UConn	76 78	31	H	Syracuse	77 58	51	A	Virginia	51 60	105	A	Virginia Tech	82 54
2	A	Notre Dame	61 79	38	H	North Carolina St.	61 70	58	A	Georgia Tech	69 63	112	A	Clemson	86 27
8	H	Duke	69 45	42	H	James Madison	84 64	64	N	Gonzaga	87 69	112	H	Clemson	80 47
11	H	Louisville	72 65	47	N	Michigan	76 62	71	A	Minnesota	75 61	120	A	North Carolina	90 77
13	H	Texas	88 92					82	H	Florida	83 58	159	H	Pittsburgh	79 48
15	A	Miami (FL)	81 66					86	H	Wake Forest	102 60	174	A	UAB	93 47
15	H	Miami (FL)	80 71					91	A	Mercer	83 40	176	A	Boston College	85 53
15	N	Miami (FL)	54 56					94	H	Jacksonville	90 47	251	H	Jacksonville St.	73 62
												279	H	Western Caro.	90 41
												294	H	North Florida	95 39
												342	N	Winthrop	98 35
LAST 12 Division I GAMES:															
15	N	Miami (FL)	54 56	86	H	Wake Forest	102 60								
2	A	Notre Dame	61 79	15	H	Miami (FL)	80 71								
159	H	Pittsburgh	79 48	176	A	Boston College	85 53								
112	H	Clemson	80 47	58	A	Georgia Tech	69 63								
51	A	Virginia	51 60	105	A	Virginia Tech	82 54								
13	H	Texas	88 92	31	H	Syracuse	77 58								

Non-Div I Games:

Florida St.

Average RPI Win: 201	WON-LOST	WINNING	LAST 10	STRENGTH OF	OPP. STRENGTH	TEAM	ADJ.	CONF.	ADJ CONF.
Average RPI Loss: 109	RECORD	PCT. RANK	GAMES	SCHEDULE	OF SCHEDULE	RPI	RPI	RPI	RPI
DIV. I ONLY	21- 11	89	6- 4	156	106	122	122	12	12
DIV. I NON-CONF.	9- 5	112	0- 0	97	109	112	112	12	12
TOTALS	RPI 1-25	RPI 26-50	W-L RECORDS	RPI 51-100	RPI 101-150	RPI 150+			
21- 11	0- 1	2- 0	OVERALL	0- 4	4- 5	15- 1			
16- 3	0- 0	2- 0	HOME	0- 1	4- 2	10- 0			
4- 6	0- 1	0- 0	AWAY	0- 1	0- 0	4- 0			
1- 2	0- 0	0- 0	NEUTRAL	0- 1	0- 1	1- 0			
9- 5	0- 1	1- 0	NON-CONFERENCE	0- 1	2- 3	6- 0			
8- 2	0- 0	1- 0	HOME	0- 1	2- 1	5- 0			
0- 2	0- 1	0- 0	AWAY	0- 0	0- 1	0- 0			
1- 1	0- 0	0- 0	NEUTRAL	0- 0	0- 1	1- 0			
12- 6	0- 0	1- 0	CONFERENCE	0- 3	2- 2	9- 1			
8- 1	0- 0	1- 0	HOME	0- 0	2- 1	5- 0			
4- 4	0- 0	0- 0	AWAY	0- 2	0- 1	4- 1			
0- 1	0- 0	0- 0	NEUTRAL	0- 1	0- 0	0- 0			

RPI 1-25				RPI 26-50				RPI 51-100				RPI 101+ Team's RPI: 122			
RPI	S	Opponent	Score	RPI	S	Opponent	Score	RPI	S	Opponent	Score	RPI	S	Opponent	Score
2	A	Notre Dame	36 67	33	H	Dayton	66 52	52	A	George Washington	46 63	101	H	Buffalo	54 58
				45	H	Little Rock	65 43	70	H	St. John's (NY)	45 59	104	N	Texas Tech	50 59
								93	A	Saint Louis	58 82	111	A	Saint Joseph's	44 47
								93	N	Saint Louis	58 68	111	H	Saint Joseph's	44 39
												113	H	Albany (NY)	89 82
												116	H	Princeton	57 55
												125	H	Duquesne	64 51
												144	H	VCU	58 61
												147	A	Iona	46 55
												170	A	La Salle	66 61
												176	H	Boston College	56 49
												192	A	George Mason	53 49
												209	N	Grambling	59 53
												233	H	Richmond	67 41
												238	H	UNC Asheville	55 42
												248	A	St. Bonaventure	60 44
												248	H	St. Bonaventure	57 45
												257	H	Furman	60 47
												265	H	Niagara	92 69
												277	A	Davidson	51 52
												277	H	Davidson	85 72
												277	H	Davidson	62 54
												278	H	Manhattan	63 60
												302	A	Rhode Island	74 69
												309	H	Massachusetts	74 43
LAST 12 Division I GAMES:															
				93	N	Saint Louis	58 68	111	H	Saint Joseph's	44 39				
				277	H	Davidson	62 54	248	H	St. Bonaventure	57 45				
				170	A	La Salle	66 61	52	A	George Washington	46 63				
				33	H	Dayton	66 52	93	A	Saint Louis	58 82				
				277	A	Davidson	51 52	144	H	VCU	58 61				
				309	H	Massachusetts	74 43	111	A	Saint Joseph's	44 47				

Non-Div I Games:

Fordham

■ Loss,
 ■ Non-Conf, S Site,
 ■ Home
 ■ Away
 N Neutral

Fort Wayne

Through Games Of March 7, 2017

Average RPI Win:	261	WON-LOST	WINNING	LAST 10	STRENGTH OF	OPP. STRENGTH	TEAM	ADJ.	CONF.	ADJ CONF.
Average RPI Loss:	149	RECORD	PCT. RANK	GAMES	SCHEDULE	OF SCHEDULE	RPI	RPI	RPI	RPI
DIV. I ONLY	4- 23	329	2- 8	187	161	316	316	11	11	
DIV. I NON-CONF.	2- 9	293	0- 0	252	265	309	309	10	10	
TOTALS	RPI 1-25	RPI 26-50	W-L RECORDS	RPI 51-100	RPI 101-150	RPI 150+				
4- 23	0- 0	0- 2	OVERALL	0- 8	1- 3	3- 10				
2- 9	0- 0	0- 1	HOME	0- 4	1- 1	1- 3				
1- 13	0- 0	0- 1	AWAY	0- 4	0- 2	1- 6				
1- 1	0- 0	0- 0	NEUTRAL	0- 0	0- 0	1- 1				
2- 9	0- 0	0- 0	NON-CONFERENCE	0- 2	0- 2	2- 5				
0- 3	0- 0	0- 0	HOME	0- 1	0- 1	0- 1				
1- 5	0- 0	0- 0	AWAY	0- 1	0- 1	1- 3				
1- 1	0- 0	0- 0	NEUTRAL	0- 0	0- 0	1- 1				
2- 14	0- 0	0- 2	CONFERENCE	0- 6	1- 1	1- 5				
2- 6	0- 0	0- 1	HOME	0- 3	1- 0	1- 2				
0- 8	0- 0	0- 1	AWAY	0- 3	0- 1	0- 3				
0- 0	0- 0	0- 0	NEUTRAL	0- 0	0- 0	0- 0				

RPI S	Opponent	Score	RPI S	Opponent	Score	RPI S	Opponent	Score	RPI S	Opponent	Score	Team's RPI: 316
37	A South Dakota St.	51 73	37	H South Dakota St.	59 76	56	H Belmont	59 85	141	A Wright St.	51 62	
						59	A IUPUI	55 66	148	A Omaha	49 63	
						59	H IUPUI	48 62	148	H Omaha	65 62	
						60	A Western Ill.	51 77	150	H Oakland	61 82	
						60	H Western Ill.	53 75	158	A Oral Roberts	56 82	
						76	A South Dakota	59 87	158	H Oral Roberts	59 75	
						76	H South Dakota	55 82	171	A Western Mich.	35 61	
						92	A Kent St.	55 66	207	A Illinois	33 56	
									245	N Miami (OH)	47 69	
									255	H Coastal Caro.	57 72	
									259	A Butler	64 70	
									270	N Eastern Ky.	68 59	
									303	A North Dakota St.	56 68	
									303	H North Dakota St.	72 68	
									308	A Denver	50 78	
									308	H Denver	72 78	
									321	A Ill.-Chicago	61 55	
LAST 12 Division I GAMES:												
59	A IUPUI	55 66	308	A Denver	50 78							
60	A Western Ill.	51 77	59	H IUPUI	48 62							
37	H South Dakota St.	59 76	148	H Omaha	65 62							
148	A Omaha	49 63	158	H Oral Roberts	59 75							
303	H North Dakota St.	72 68	76	A South Dakota	59 87							
76	H South Dakota	55 82	308	H Denver	72 78							

Non-Div I Games: Defiance 76 58 Trine 71 80

Fort Wayne

Loss, Non-Conf, S Site, H Home A Away N Neutral

Fresno St.

Through Games Of March 7, 2017

Average RPI Win:	228	WON-LOST	WINNING	LAST 10	STRENGTH OF	OPP. STRENGTH	TEAM	ADJ.	CONF.	ADJ CONF.
Average RPI Loss:	112	RECORD	PCT. RANK	GAMES	SCHEDULE	OF SCHEDULE	RPI	RPI	RPI	RPI
DIV. I ONLY	15- 14	165	5- 5	138	154	157	157	13	13	
DIV. I NON-CONF.	5- 4	143	0- 0	142	162	141	141	15	15	
TOTALS	RPI 1-25	RPI 26-50	W-L RECORDS	RPI 51-100	RPI 101-150	RPI 150+				
15- 14	0- 1	0- 2	OVERALL	3- 5	1- 2	11- 4				
6- 7	0- 0	0- 1	HOME	1- 2	1- 1	4- 3				
5- 7	0- 1	0- 1	AWAY	0- 3	0- 1	5- 1				
4- 0	0- 0	0- 0	NEUTRAL	2- 0	0- 0	2- 0				
5- 4	0- 1	0- 0	NON-CONFERENCE	1- 1	1- 0	3- 2				
1- 3	0- 0	0- 0	HOME	0- 1	1- 0	0- 2				
2- 1	0- 1	0- 0	AWAY	0- 0	0- 0	2- 0				
2- 0	0- 0	0- 0	NEUTRAL	1- 0	0- 0	1- 0				
10- 10	0- 0	0- 2	CONFERENCE	2- 4	0- 2	8- 2				
5- 4	0- 0	0- 1	HOME	1- 1	0- 1	4- 1				
3- 6	0- 0	0- 1	AWAY	0- 3	0- 1	3- 1				
2- 0	0- 0	0- 0	NEUTRAL	1- 0	0- 0	1- 0				

RPI S	Opponent	Score	RPI S	Opponent	Score	RPI S	Opponent	Score	RPI S	Opponent	Score	Team's RPI: 157
9 A	Washington	54 85	48 A	Colorado St.	56 73	56 N	Belmont	62 53	137 H	San Francisco	61 48	
			48 H	Colorado St.	64 66	62 A	Boise St.	66 67	149 A	New Mexico	57 66	
						62 H	Boise St.	48 66	149 H	New Mexico	54 80	
						78 H	Utah	55 65	156 H	CSUN	57 61	
						89 A	UNLV	38 54	187 H	Utah St.	47 52	
						96 A	Wyoming	48 70	199 A	San Jose St.	68 77	
						96 H	Wyoming	52 47	199 H	San Jose St.	88 74	
						96 N	Wyoming	58 48	231 H	UC Santa Barbara	49 50	
									238 A	Weber St.	60 57	
									244 A	Pacific	74 67	
									266 A	San Diego St.	59 51	
									266 H	San Diego St.	59 50	
									282 A	Nevada	71 70	
									282 H	Nevada	68 54	
									282 N	Nevada	62 57	
									322 A	Air Force	72 56	
									322 H	Air Force	63 40	
									326 N	UC Irvine	63 45	
LAST 12 Division I GAMES:												
			96 N	Wyoming	58 48		199 A	San Jose St.	68 77			
			282 N	Nevada	62 57		48 H	Colorado St.	64 66			
			89 A	UNLV	38 54		96 H	Wyoming	52 47			
			62 H	Boise St.	48 66		266 A	San Diego St.	59 51			
			266 H	San Diego St.	59 50		322 A	Air Force	72 56			
			149 A	New Mexico	57 66		187 H	Utah St.	47 52			

Non-Div I Games: Biola 71 50 Cal St. Dom. Hills 73 60

Fresno St.

Loss, Non-Conf, S Site, H Home A Away N Neutral

Average RPI Win: 244	WON-LOST	WINNING	LAST 10	STRENGTH OF	OPP. STRENGTH	TEAM	ADJ.	CONF.	ADJ CONF.
Average RPI Loss: 158	RECORD	PCT. RANK	GAMES	SCHEDULE	OF SCHEDULE	RPI	RPI	RPI	RPI
DIV. I ONLY	11- 17	233	3- 7	235	204	257	257	17	17
DIV. I NON-CONF.	4- 9	248	0- 1	281	212	310	310	20	20
TOTALS	RPI 1-25	RPI 26-50	W-L RECORDS	RPI 51-100	RPI 101-150	RPI 150+			
11- 17	0- 0	0- 1	OVERALL	1- 5	0- 3	10- 8			
9- 4	0- 0	0- 0	HOME	1- 1	0- 1	8- 2			
2- 11	0- 0	0- 1	AWAY	0- 0	0- 0	2- 0			
0- 2	0- 0	0- 0	NEUTRAL	0- 0	0- 1	0- 1			
4- 9	0- 0	0- 1	NON-CONFERENCE	0- 2	0- 3	4- 3			
4- 2	0- 0	0- 0	HOME	0- 0	0- 1	4- 1			
0- 6	0- 0	0- 1	AWAY	0- 2	0- 1	0- 2			
0- 1	0- 0	0- 0	NEUTRAL	0- 0	0- 1	0- 0			
7- 8	0- 0	0- 0	CONFERENCE	1- 3	0- 0	6- 5			
5- 2	0- 0	0- 0	HOME	1- 1	0- 0	4- 1			
2- 5	0- 0	0- 0	AWAY	0- 2	0- 0	2- 3			
0- 1	0- 0	0- 0	NEUTRAL	0- 0	0- 0	0- 1			

RPI 1-25			RPI 26-50			RPI 51-100			RPI 101+			Team's RPI: 257
RPI	S	Opponent	Score	RPI	S	Opponent	Score	RPI	S	Opponent	Score	
39	A	Central Mich.	71 81	66	A	Chattanooga	43 66	122	A	Fordham	47 60	
				66	H	Chattanooga	65 48	138	N	Eastern Wash.	56 68	
				85	A	Georgia	62 67	144	H	VCU	61 75	
				86	A	Wake Forest	52 59	200	A	UNCG	52 65	
				91	A	Mercer	52 76	200	H	UNCG	65 55	
				91	H	Mercer	47 68	200	N	UNCG	63 68	
								202	A	ETSU	66 75	
								202	H	ETSU	64 74	
								224	A	UNCW	52 56	
								229	A	Samford	54 50	
								229	H	Samford	53 48	
								233	H	Richmond	48 54	
								238	H	UNC Asheville	63 51	
								240	A	Wofford	69 49	
								240	H	Wofford	65 60	
								277	A	Davidson	61 71	
								279	A	Western Caro.	72 75	
								279	H	Western Caro.	73 44	
								312	H	Gardner-Webb	84 62	
								315	H	USC Upstate	57 37	
								336	H	N.C. Central	60 40	
LAST 12 Division I GAMES:												
200	N	UNCG	63 68	240	H	Wofford	65 60					
39	A	Central Mich.	71 81	200	A	UNCG	52 65					
202	A	ETSU	66 75	279	A	Western Caro.	72 75					
66	A	Chattanooga	43 66	66	H	Chattanooga	65 48					
91	H	Mercer	47 68	202	H	ETSU	64 74					
229	H	Samford	53 48	229	A	Samford	54 50					

Non-Div I Games: Bob Jones 95 45 Mars Hill 81 46 Newberry 67 41

Furman

Loss, Non-Conf, S Site, H Home A Away N Neutral

Average RPI Win: 267		WON-LOST	WINNING	LAST 10	STRENGTH OF	OPP. STRENGTH	TEAM	ADJ.	CONF.	ADJ CONF.
Average RPI Loss: 166		RECORD	PCT. RANK	GAMES	SCHEDULE	OF SCHEDULE	RPI	RPI	RPI	RPI
DIV. I ONLY		12- 17	220	5- 5	259	275	249	249	21	21
DIV. I NON-CONF.		3- 7	250	0- 0	166	331	254	254	19	19
TOTALS		RPI 1-25	RPI 26-50	W-L RECORDS	RPI 51-100	RPI 101-150	RPI 150+			
12- 17	0- 0		0- 1	OVERALL	0- 4	0- 4	12- 8			
7- 6	0- 0		0- 0	HOME	0- 3	0- 1	7- 2			
5- 10	0- 0		0- 1	AWAY	0- 1	0- 3	5- 5			
0- 1	0- 0		0- 0	NEUTRAL	0- 0	0- 0	0- 1			
3- 7	0- 0		0- 0	NON-CONFERENCE	0- 3	0- 2	3- 2			
2- 2	0- 0		0- 0	HOME	0- 2	0- 0	2- 0			
1- 5	0- 0		0- 0	AWAY	0- 1	0- 2	1- 2			
0- 0	0- 0		0- 0	NEUTRAL	0- 0	0- 0	0- 0			
9- 10	0- 0		0- 1	CONFERENCE	0- 1	0- 2	9- 6			
5- 4	0- 0		0- 0	HOME	0- 1	0- 1	5- 2			
4- 5	0- 0		0- 1	AWAY	0- 0	0- 1	4- 3			
0- 1	0- 0		0- 0	NEUTRAL	0- 0	0- 0	0- 1			

[illegible]

Non-Div I Games:	Thomas (GA)	106	43
------------------	-------------	-----	----

Ga. Southern

Loss, Non-Conf, S Site, H Home A Away N Neutral

Average RPI Win: 304		WON-LOST	WINNING	LAST 10	STRENGTH OF	OPP. STRENGTH	TEAM	ADJ.	CONF.	ADJ CONF.
Average RPI Loss: 200		RECORD	PCT. RANK	GAMES	SCHEDULE	OF SCHEDULE	RPI	RPI	RPI	RPI
DIV. I ONLY		8- 18	279	3- 7	319	310	312	312	28	28
DIV. I NON-CONF.		2- 6	275	0- 0	315	219	288	288	28	28
TOTALS	RPI 1-25		RPI 26-50		W-L RECORDS		RPI 51-100		RPI 101-150	RPI 150+
8- 18	0- 0		0- 0		OVERALL		0- 1		0- 3	8- 14
4- 5	0- 0		0- 0		HOME		0- 0		0- 1	4- 4
4- 11	0- 0		0- 0		AWAY		0- 0		0- 2	4- 4
0- 2	0- 0		0- 0		NEUTRAL		0- 0		0- 0	0- 2
2- 6	0- 0		0- 0		NON-CONFERENCE		0- 1		0- 1	2- 4
0- 0	0- 0		0- 0		HOME		0- 0		0- 0	0- 0
2- 4	0- 0		0- 0		AWAY		0- 1		0- 1	2- 2
0- 2	0- 0		0- 0		NEUTRAL		0- 0		0- 0	0- 2
6- 12	0- 0		0- 0		CONFERENCE		0- 0		0- 2	6- 10
4- 5	0- 0		0- 0		HOME		0- 0		0- 1	4- 4
2- 7	0- 0		0- 0		AWAY		0- 0		0- 1	2- 6
0- 0	0- 0		0- 0		NEUTRAL		0- 0		0- 0	0- 0

[illegible]

Non-Div I Games:	Montreat	92	45	Southern Wesleyan	86	62	Converse	68	38
------------------	----------	----	----	-------------------	----	----	----------	----	----

Gardner-Webb

Loss, Non-Conf, S Site, H Home A Away N Neutral

George Mason

Through Games Of March 7, 2017

Average RPI Win:	242	WON-LOST	WINNING	LAST 10	STRENGTH OF	OPP. STRENGTH	TEAM	ADJ.	CONF.	ADJ CONF.
Average RPI Loss:	124	RECORD	PCT. RANK	GAMES	SCHEDULE	OF SCHEDULE	RPI	RPI	RPI	RPI
DIV. I ONLY	13- 17	211	3- 7	166	163	192	192	12	12	
DIV. I NON-CONF.	7- 6	157	0- 0	155	289	142	142	12	12	
TOTALS	RPI 1-25	RPI 26-50	W-L RECORDS	RPI 51-100	RPI 101-150	RPI 150+				
13- 17	0- 0	0- 1	OVERALL	0- 6	4- 6	9- 4				
7- 6	0- 0	0- 1	HOME	0- 2	3- 2	4- 1				
6- 10	0- 0	0- 0	AWAY	0- 3	1- 4	5- 3				
0- 1	0- 0	0- 0	NEUTRAL	0- 1	0- 0	0- 0				
7- 6	0- 0	0- 0	NON-CONFERENCE	0- 3	3- 2	4- 1				
3- 2	0- 0	0- 0	HOME	0- 1	2- 1	1- 0				
4- 3	0- 0	0- 0	AWAY	0- 1	1- 1	3- 1				
0- 1	0- 0	0- 0	NEUTRAL	0- 1	0- 0	0- 0				
6- 11	0- 0	0- 1	CONFERENCE	0- 3	1- 4	5- 3				
4- 4	0- 0	0- 1	HOME	0- 1	1- 1	3- 1				
2- 7	0- 0	0- 0	AWAY	0- 2	0- 3	2- 2				
0- 0	0- 0	0- 0	NEUTRAL	0- 0	0- 0	0- 0				

RPI S	Opponent	Score	RPI S	Opponent	Score	RPI S	Opponent	Score	RPI S	Opponent	Score	Team's RPI: 192
			33	H Dayton	48 60	52	A George Washington	49 80	111	A Saint Joseph's	53 57	
						52	H George Washington	71 79	122	H Fordham	49 53	
						68	A Georgetown	56 69	125	A Duquesne	55 66	
						79	N Drexel	71 82	125	A Duquesne	57 76	
						93	A Saint Louis	50 89	128	H Radford	70 56	
						99	H SFA	76 77	133	H Arizona	70 81	
									135	A Delaware	51 67	
									136	H Navy	68 64	
									139	A Detroit Mercy	55 54	
									144	H VCU	70 59	
									170	A La Salle	57 59	
									201	A Towson	75 79	
									233	A Richmond	54 50	
									233	H Richmond	58 70	
									248	H St. Bonaventure	52 49	
									273	H Norfolk St.	60 33	
									277	A Davidson	54 58	
									277	H Davidson	59 55	
									302	H Rhode Island	60 51	
									307	A FIU	67 51	
									309	A Massachusetts	66 55	
									314	A Illinois St.	72 46	
									335	A LIU Brooklyn	64 48	
LAST 12 Division I GAMES:												
125	A Duquesne	55 66	125	A Duquesne	57 76							
111	A Saint Joseph's	53 57	170	A La Salle	57 59							
52	A George Washington	49 80	33	H Dayton	48 60							
302	H Rhode Island	60 51	233	A Richmond	54 50							
233	H Richmond	58 70	277	A Davidson	54 58							
277	H Davidson	59 55	144	H VCU	70 59							

Non-Div I Games:

George Mason

■ Loss,
■ Non-Conf,
■ S Site,
■ H Home
■ A Away
N Neutral

Average RPI Win:	178	WON-LOST	WINNING	LAST 10	STRENGTH OF	OPP. STRENGTH	TEAM	ADJ.	CONF.	ADJ CONF.
Average RPI Loss:	79	RECORD	PCT. RANK	GAMES	SCHEDULE	OF SCHEDULE	RPI	RPI	RPI	RPI
DIV. I ONLY	20- 9	72	7- 3	86	90	52	52	12	12	
DIV. I NON-CONF.	7- 5	137	0- 0	51	32	76	76	12	12	
TOTALS	RPI 1-25	RPI 26-50	W-L RECORDS	RPI 51-100	RPI 101-150	RPI 150+				
20- 9	0- 1	2- 3	OVERALL	1- 2	6- 2	11- 1				
11- 2	0- 1	1- 0	HOME	0- 0	4- 1	6- 0				
7- 5	0- 0	0- 2	AWAY	1- 2	1- 0	5- 1				
2- 2	0- 0	1- 1	NEUTRAL	0- 0	1- 1	0- 0				
7- 5	0- 1	1- 2	NON-CONFERENCE	1- 1	2- 0	3- 1				
4- 1	0- 1	0- 0	HOME	0- 0	1- 0	3- 0				
1- 3	0- 0	0- 1	AWAY	1- 1	0- 0	0- 1				
2- 1	0- 0	1- 1	NEUTRAL	0- 0	1- 0	0- 0				
13- 4	0- 0	1- 1	CONFERENCE	0- 1	4- 2	8- 0				
7- 1	0- 0	1- 0	HOME	0- 0	3- 1	3- 0				
6- 2	0- 0	0- 1	AWAY	0- 1	1- 0	5- 0				
0- 1	0- 0	0- 0	NEUTRAL	0- 0	0- 1	0- 0				

RPI S	Opponent	Score	RPI S	Opponent	Score	RPI S	Opponent	Score	Team's RPI: 52	RPI S	Opponent	Score
6	H Stanford	52 71	31	N Syracuse	71 74	67	A Villanova	72 69		103	N FGCU	76 47
			33	A Dayton	48 50	68	A Georgetown	57 72		111	H Saint Joseph's	53 44
			33	H Dayton	52 39	93	A Saint Louis	59 67		116	H Princeton	56 45
			37	A South Dakota St.	55 60					122	H Fordham	63 46
			40	N Western Ky.	68 49					125	A Duquesne	75 40
										125	H Duquesne	63 73
										125	N Duquesne	58 62
										144	H VCU	81 67
										170	A La Salle	79 65
										190	A American	61 66
										192	A George Mason	79 71
										192	H George Mason	80 49
										207	H Illinois	72 56
										233	A Richmond	63 44
										248	H St. Bonaventure	63 57
										269	H Loyola Maryland	74 64
										277	H Davidson	76 62
										291	H Coppin St.	77 46
										302	A Rhode Island	72 44
										309	A Massachusetts	60 54
LAST 12 Division I GAMES:												
125	N Duquesne	58 62	170	A La Salle	79 65							
233	A Richmond	63 44	122	H Fordham	63 46							
192	H George Mason	80 49	125	H Duquesne	63 73							
248	H St. Bonaventure	63 57	93	A Saint Louis	59 67							
33	H Dayton	52 39	309	A Massachusetts	60 54							
302	A Rhode Island	72 44	277	H Davidson	76 62							

Non-Div I Games:

George Washington

■ Loss,
 ■ Non-Conf, S Site,
 ■ Home
 ■ Away
 N Neutral

Georgetown

Through Games Of March 7, 2017

Average RPI Win:	178	WON-LOST	WINNING	LAST 10	STRENGTH OF	OPP. STRENGTH	TEAM	ADJ.	CONF.	ADJ CONF.
Average RPI Loss:	46	RECORD	PCT. RANK	GAMES	SCHEDULE	OF SCHEDULE	RPI	RPI	RPI	RPI
DIV. I ONLY	17- 12	118	5- 5	68	73	68	68	7	7	
DIV. I NON-CONF.	8- 2	49	0- 0	101	85	26	26	7	7	
TOTALS	RPI 1-25	RPI 26-50	W-L RECORDS	RPI 51-100	RPI 101-150	RPI 150+				
17- 12	0- 4	0- 3	OVERALL	3- 4	3- 1	11- 0				
8- 4	0- 2	0- 1	HOME	2- 1	1- 0	5- 0				
7- 8	0- 2	0- 2	AWAY	0- 3	1- 1	6- 0				
2- 0	0- 0	0- 0	NEUTRAL	1- 0	1- 0	0- 0				
8- 2	0- 0	0- 0	NON-CONFERENCE	2- 1	3- 1	3- 0				
3- 0	0- 0	0- 0	HOME	1- 0	1- 0	1- 0				
3- 2	0- 0	0- 0	AWAY	0- 1	1- 1	2- 0				
2- 0	0- 0	0- 0	NEUTRAL	1- 0	1- 0	0- 0				
9- 10	0- 4	0- 3	CONFERENCE	1- 3	0- 0	8- 0				
5- 4	0- 2	0- 1	HOME	1- 1	0- 0	4- 0				
4- 6	0- 2	0- 2	AWAY	0- 2	0- 0	4- 0				
0- 0	0- 0	0- 0	NEUTRAL	0- 0	0- 0	0- 0				

RPI 1-25				RPI 26-50				RPI 51-100 Team's RPI: 68				RPI 101+			
RPI	S	Opponent	Score	RPI	S	Opponent	Score	RPI	S	Opponent	Score	RPI	S	Opponent	Score
17	A	DePaul	70 79	27	A	Marquette	66 80	52	H	George Washington	72 57	105	A	Virginia Tech	63 73
17	H	DePaul	53 76	27	A	Marquette	70 80	67	A	Villanova	50 71	132	H	Alabama	70 59
24	A	Creighton	68 70	27	H	Marquette	77 84	67	H	Villanova	54 49	135	A	Delaware	54 46
24	H	Creighton	59 67					70	A	St. John's (NY)	54 65	141	N	Wright St.	67 60
								70	H	St. John's (NY)	66 71	192	H	George Mason	69 56
								71	A	Minnesota	60 68	196	A	Providence	71 39
								84	N	Penn St.	68 54	196	H	Providence	72 70
												198	A	Seton Hall	77 60
												198	H	Seton Hall	77 58
												201	A	Towson	75 59
												205	A	Xavier	69 64
												205	H	Xavier	81 63
												259	A	Butler	58 52
												259	H	Butler	83 72
												307	A	FIU	66 53
LAST 12 Division I GAMES:															
27	A	Marquette	66 80	198	A	Seton Hall	77 60								
17	A	DePaul	70 79	24	H	Creighton	59 67								
27	A	Marquette	70 80	196	H	Providence	72 70								
205	H	Xavier	81 63	67	H	Villanova	54 49								
259	H	Butler	83 72	259	A	Butler	58 52								
70	A	St. John's (NY)	54 65	205	A	Xavier	69 64								

Non-Div I Games:

Georgetown

■ Loss,
 ■ Non-Conf,
 ■ S Site,
 ■ H Home
 ■ A Away
 N Neutral

Average RPI Win:	136	WON-LOST	WINNING	LAST 10	STRENGTH OF	OPP. STRENGTH	TEAM	ADJ.	CONF.	ADJ CONF.
Average RPI Loss:	53	RECORD	PCT. RANK	GAMES	SCHEDULE	OF SCHEDULE	RPI	RPI	RPI	RPI
DIV. I ONLY	16- 15	167	6- 4	42	16	85	85	2	2	
DIV. I NON-CONF.	8- 5	125	0- 0	182	101	153	153	2	2	
TOTALS	RPI 1-25	RPI 26-50	W-L RECORDS	RPI 51-100	RPI 101-150	RPI 150+				
16- 15	2- 7	3- 1	OVERALL	3- 5	2- 1	6- 1				
11- 5	2- 2	1- 0	HOME	2- 2	2- 0	4- 1				
3- 8	0- 4	1- 0	AWAY	0- 3	0- 1	2- 0				
2- 2	0- 1	1- 1	NEUTRAL	1- 0	0- 0	0- 0				
8- 5	0- 0	0- 1	NON-CONFERENCE	3- 3	0- 0	5- 1				
6- 2	0- 0	0- 0	HOME	2- 1	0- 0	4- 1				
1- 2	0- 0	0- 0	AWAY	0- 2	0- 0	1- 0				
1- 1	0- 0	0- 1	NEUTRAL	1- 0	0- 0	0- 0				
8- 10	2- 7	3- 0	CONFERENCE	0- 2	2- 1	1- 0				
5- 3	2- 2	1- 0	HOME	0- 1	2- 0	0- 0				
2- 6	0- 4	1- 0	AWAY	0- 1	0- 1	1- 0				
1- 1	0- 1	1- 0	NEUTRAL	0- 0	0- 0	0- 0				

RPI	S	Opponent	Score	RPI	S	Opponent	Score	RPI	S	Opponent	Score	RPI	S	Opponent	Score
3	A	South Carolina	63 66	30	N	South Fla.	65 81	51	H	Virginia	43 66	110	H	Vanderbilt	70 68
3	H	South Carolina	44 62	36	H	LSU	70 65	58	A	Georgia Tech	45 52	118	A	Ole Miss	62 69
3	N	South Carolina	48 72	46	A	Auburn	57 51	71	N	Minnesota	70 58	132	H	Alabama	71 65
5	A	Mississippi St.	49 58	46	N	Auburn	56 52	80	A	Oklahoma St.	51 71	172	A	Arkansas	69 66
14	A	Kentucky	61 82					82	A	Florida	58 65	181	A	Cincinnati	51 48
14	H	Kentucky	56 66					82	H	Florida	68 76	229	H	Samford	59 65
20	H	Tennessee	81 78					87	H	BYU	81 51	257	H	Furman	67 62
22	H	Texas A&M	69 59					91	H	Mercer	72 64	275	H	Kennesaw St.	82 40
23	A	Missouri	45 63									279	H	Western Caro.	78 43
												348	H	South Carolina St.	64 50
LAST 12 Division I GAMES:															
		3 N South Carolina	48 72			46 A Auburn	57 51								
		46 N Auburn	56 52			14 H Kentucky	56 66								
		82 A Florida	58 65			20 H Tennessee	81 78								
		132 H Alabama	71 65			172 A Arkansas	69 66								
		36 H LSU	70 65			118 A Ole Miss	62 69								
		5 A Mississippi St.	49 58			3 H South Carolina	44 62								

Non-Div I Games:

Georgia

Average RPI Win:	217	WON-LOST	WINNING	LAST 10	STRENGTH OF	OPP. STRENGTH	TEAM	ADJ.	CONF.	ADJ CONF.
Average RPI Loss:	183	RECORD	PCT. RANK	GAMES	SCHEDULE	OF SCHEDULE	RPI	RPI	RPI	RPI
DIV. I ONLY	11- 18	244	5- 5	273	210	262	262	21	21	
DIV. I NON-CONF.	3- 7	250	0- 0	206	146	264	264	19	19	
TOTALS	RPI 1-25	RPI 26-50	W-L RECORDS	RPI 51-100	RPI 101-150	RPI 150+				
11- 18	0- 0	0- 2	OVERALL	1- 2	1- 2	9- 12				
4- 9	0- 0	0- 1	HOME	1- 0	0- 1	3- 7				
6- 6	0- 0	0- 1	AWAY	0- 1	1- 1	5- 3				
1- 3	0- 0	0- 0	NEUTRAL	0- 1	0- 0	1- 2				
3- 7	0- 0	0- 1	NON-CONFERENCE	0- 2	0- 1	3- 3				
1- 3	0- 0	0- 1	HOME	0- 0	0- 0	1- 2				
1- 2	0- 0	0- 0	AWAY	0- 1	0- 1	1- 0				
1- 2	0- 0	0- 0	NEUTRAL	0- 1	0- 0	1- 1				
8- 11	0- 0	0- 1	CONFERENCE	1- 0	1- 1	6- 9				
3- 6	0- 0	0- 0	HOME	1- 0	0- 1	2- 5				
5- 4	0- 0	0- 1	AWAY	0- 0	1- 0	4- 3				
0- 1	0- 0	0- 0	NEUTRAL	0- 0	0- 0	0- 1				

RPI S	Opponent	Score	RPI S	Opponent	Score	RPI S	Opponent	Score	RPI S	Opponent	Score	Team's RPI: 262
29	H Elon	67 84	58	A Georgia Tech	42 73	123	A Troy	68 65				
45	A Little Rock	45 52	83	H UT Arlington	64 59	123	H Troy	69 87				
			84	N Penn St.	42 69	132	A Alabama	57 80				
						155	A Louisiana	65 72				
						155	H Louisiana	64 70				
						162	H Texas St.	51 62				
						179	A Morehead St.	68 50				
						190	N American	59 58				
						215	A Appalachian St.	59 55				
						215	H Appalachian St.	63 67				
						224	H UNCW	66 72				
						236	H Akron	66 78				
						243	A South Ala.	55 45				
						243	H South Ala.	47 77				
						243	N South Ala.	44 49				
						249	A Ga. Southern	58 54				
						249	H Ga. Southern	63 62				
						255	A Coastal Caro.	69 48				
						255	H Coastal Caro.	67 73				
						275	H Kennesaw St.	62 59				
						280	N Eastern Mich.	59 69				
						318	A Arkansas St.	57 59				
						331	A La.-Monroe	63 72				
						331	H La.-Monroe	87 35				
LAST 12 Division I GAMES:												
243	N South Ala.	44 49	215	A Appalachian St.	59 55							
249	H Ga. Southern	63 62	255	A Coastal Caro.	69 48							
45	A Little Rock	45 52	155	H Louisiana	64 70							
318	A Arkansas St.	57 59	331	H La.-Monroe	87 35							
83	H UT Arlington	64 59	123	A Troy	68 65							
162	H Texas St.	51 62	243	A South Ala.	55 45							

Non-Div I Games: Allen 96 58

Georgia St.

■ Loss,
 ■ Non-Conf,
 ■ S Site,
 ■ Home
 ■ A Away
 N Neutral

Average RPI Win:	140	WON-LOST	WINNING	LAST 10	STRENGTH OF	OPP. STRENGTH	TEAM	ADJ.	CONF.	ADJ CONF.
Average RPI Loss:	47	RECORD	PCT. RANK	GAMES	SCHEDULE	OF SCHEDULE	RPI	RPI	RPI	RPI
DIV. I ONLY	17- 14	144	4- 6	26	34	58	58	3	3	
DIV. I NON-CONF.	11- 2	23	0- 0	66	121	27	27	4	4	
TOTALS	RPI 1-25	RPI 26-50	W-L RECORDS	RPI 51-100	RPI 101-150	RPI 150+				
17- 14	1- 7	2- 2	OVERALL	3- 2	3- 3	8- 0				
11- 5	0- 3	1- 2	HOME	2- 0	3- 0	5- 0				
3- 8	0- 3	0- 0	AWAY	1- 2	0- 3	2- 0				
3- 1	1- 1	1- 0	NEUTRAL	0- 0	0- 0	1- 0				
11- 2	1- 0	1- 1	NON-CONFERENCE	3- 0	1- 1	5- 0				
7- 1	0- 0	0- 1	HOME	2- 0	1- 0	4- 0				
2- 1	0- 0	0- 0	AWAY	1- 0	0- 1	1- 0				
2- 0	1- 0	1- 0	NEUTRAL	0- 0	0- 0	0- 0				
6- 12	0- 7	1- 1	CONFERENCE	0- 2	2- 2	3- 0				
4- 4	0- 3	1- 1	HOME	0- 0	2- 0	1- 0				
1- 7	0- 3	0- 0	AWAY	0- 2	0- 2	1- 0				
1- 1	0- 1	0- 0	NEUTRAL	0- 0	0- 0	1- 0				

RPI 1-25				RPI 26-50				RPI 51-100 Team's RPI: 58				RPI 101+			
RPI	S	Opponent	Score	RPI	S	Opponent	Score	RPI	S	Opponent	Score	RPI	S	Opponent	Score
2	A	Notre Dame	69 90	31	H	Syracuse	75 66	51	A	Virginia	64 65	105	H	Virginia Tech	87 81
2	H	Notre Dame	38 55	33	N	Dayton	81 68	81	A	Middle Tenn.	61 60	112	A	Clemson	61 62
8	H	Duke	68 75	38	H	North Carolina St.	67 75	85	H	Georgia	52 45	112	H	Clemson	72 58
11	A	Louisville	51 91	47	H	Michigan	52 92	86	A	Wake Forest	65 70	116	H	Princeton	67 51
12	H	Florida St.	63 69					91	H	Mercer	70 50	120	A	North Carolina	88 89
15	A	Miami (FL)	70 75									132	A	Alabama	65 67
15	N	Miami (FL)	71 87									159	H	Pittsburgh	71 57
23	N	Missouri	72 70									176	A	Boston College	71 67
LAST 12 Division I GAMES:															
15	N	Miami (FL)	71 87	2	A	Notre Dame	69 90	38	H	North Carolina St.	67 75	105	H	Virginia Tech	87 81
176	N	Boston College	71 67	51	A	Virginia	64 65	112	A	Clemson	61 62	120	A	North Carolina	88 89
15	A	Miami (FL)	70 75	112	H	Clemson	72 58	12	H	Florida St.	63 69				
112	H	Clemson	72 58	159	H	Pittsburgh	71 57								
120	A	North Carolina	88 89												

Non-Div I Games:

Georgia Tech

■ Loss,
 ■ Non-Conf, S Site,
 ■ Home
 ■ Away
 N Neutral

Gonzaga

Through Games Of March 7, 2017

Average RPI Win: 192	WON-LOST	WINNING	LAST 10	STRENGTH OF	OPP. STRENGTH	TEAM	ADJ.	CONF.	ADJ CONF.
Average RPI Loss: 140	RECORD	PCT. RANK	GAMES	SCHEDULE	OF SCHEDULE	RPI	RPI	RPI	RPI
DIV. I ONLY	26- 6	19	8- 2	219	110	64	64	15	15
DIV. I NON-CONF.	9- 2	37	0- 0	194	49	70	70	13	13
TOTALS	RPI 1-25	RPI 26-50	W-L RECORDS	RPI 51-100	RPI 101-150	RPI 150+			
26- 6	1- 1	0- 1	OVERALL	2- 1	7- 1	16- 2			
14- 1	0- 0	0- 0	HOME	2- 0	3- 0	9- 1			
8- 3	1- 0	0- 0	AWAY	0- 1	2- 1	5- 1			
4- 2	0- 1	0- 1	NEUTRAL	0- 0	2- 0	2- 0			
9- 2	1- 1	0- 1	NON-CONFERENCE	1- 0	2- 0	5- 0			
6- 0	0- 0	0- 0	HOME	1- 0	1- 0	4- 0			
2- 0	1- 0	0- 0	AWAY	0- 0	1- 0	0- 0			
1- 2	0- 1	0- 1	NEUTRAL	0- 0	0- 0	1- 0			
17- 4	0- 0	0- 0	CONFERENCE	1- 1	5- 1	11- 2			
8- 1	0- 0	0- 0	HOME	1- 0	2- 0	5- 1			
6- 3	0- 0	0- 0	AWAY	0- 1	1- 1	5- 1			
3- 0	0- 0	0- 0	NEUTRAL	0- 0	2- 0	1- 0			

RPI 1-25				RPI 26-50				RPI 51-100 Team's RPI: 64				RPI 101+			
RPI	S	Opponent	Score	RPI	S	Opponent	Score	RPI	S	Opponent	Score	RPI	S	Opponent	Score
6	A	Stanford	68 63	47	N	Michigan	66 78	69	H	Northwestern	67 56	102	H	Washington St.	79 61
12	N	Florida St.	69 87					87	A	BYU	63 71	109	A	St. Mary's (CA)	79 75
								87	H	BYU	87 52	109	H	St. Mary's (CA)	59 58
												109	N	St. Mary's (CA)	86 75
												137	A	San Francisco	72 77
												137	H	San Francisco	61 46
												137	N	San Francisco	77 46
												138	A	Eastern Wash.	73 54
												160	A	Santa Clara	50 49
												160	H	Santa Clara	51 39
												204	A	Loyola Marymount	80 56
												204	H	Loyola Marymount	73 61
												222	A	San Diego	57 55
												222	H	San Diego	62 57
												230	H	Presbyterian	79 39
												244	A	Pacific	74 58
												244	H	Pacific	63 65
												244	N	Pacific	91 59
												272	H	Colgate	72 42
												276	A	Portland	85 50
												276	H	Portland	67 55
												287	H	Nicholls St.	78 46
												313	A	Pepperdine	69 79
												313	H	Pepperdine	83 61
												326	H	UC Irvine	102 38
												342	N	Winthrop	71 41
LAST 12 Division I GAMES:															
109	N	St. Mary's (CA)	86 75	137	A	San Francisco	72 77	109	H	St. Mary's (CA)	59 58	204	H	Loyola Marymount	73 61
137	N	San Francisco	77 46	160	A	Santa Clara	50 49	87	H	BYU	87 52	313	H	Pepperdine	83 61
244	N	Pacific	91 59	313	H	Pepperdine	83 61								
87	A	BYU	63 71												
222	H	San Diego	62 57												
244	A	Pacific	74 58												

Non-Div I Games:

Gonzaga

■ Loss,
 ■ Non-Conf, S Site,
 ■ Home
 ■ Away
 N Neutral

Average RPI Win:	295	WON-LOST	WINNING	LAST 10	STRENGTH OF	OPP. STRENGTH	TEAM	ADJ.	CONF.	ADJ CONF.
Average RPI Loss:	155	RECORD	PCT. RANK	GAMES	SCHEDULE	OF SCHEDULE	RPI	RPI	RPI	RPI
DIV. I ONLY	17- 13	129	9- 1	331	294	209	209	30	30	
DIV. I NON-CONF.	2- 9	293	0- 0	268	43	287	287	30	30	
TOTALS	RPI 1-25	RPI 26-50	W-L RECORDS	RPI 51-100	RPI 101-150	RPI 150+				
17- 13	0- 1	0- 0	OVERALL	0- 3	0- 3	17- 6				
8- 3	0- 0	0- 0	HOME	0- 0	0- 0	8- 3				
9- 8	0- 0	0- 0	AWAY	0- 0	0- 0	9- 1				
0- 2	0- 0	0- 0	NEUTRAL	0- 1	0- 1	0- 0				
2- 9	0- 1	0- 0	NON-CONFERENCE	0- 3	0- 3	2- 2				
0- 1	0- 0	0- 0	HOME	0- 0	0- 0	0- 1				
2- 6	0- 1	0- 0	AWAY	0- 2	0- 2	2- 1				
0- 2	0- 0	0- 0	NEUTRAL	0- 1	0- 1	0- 0				
15- 4	0- 0	0- 0	CONFERENCE	0- 0	0- 0	15- 4				
8- 2	0- 0	0- 0	HOME	0- 0	0- 0	8- 2				
7- 2	0- 0	0- 0	AWAY	0- 0	0- 0	7- 2				
0- 0	0- 0	0- 0	NEUTRAL	0- 0	0- 0	0- 0				

RPI 1-25			RPI 26-50			RPI 51-100			RPI 101+ Team's RPI: 209		
RPI	S	Opponent	Score	RPI	S	Opponent	Score	RPI	S	Opponent	Score
15	A	Miami (FL)	61 89					74	A	Tulane	56 79
								88	A	Southern California	64 75
								100	N	SMU	36 56
								122	N	Fordham	53 59
								133	A	Arizona	46 73
								145	A	Louisiana Tech	55 69
								164	A	TCU	47 83
								185	A	Texas Southern	61 69
								185	H	Texas Southern	64 52
								208	A	Alabama St.	60 45
								208	H	Alabama St.	76 83
								221	A	Southern U.	70 63
								221	H	Southern U.	68 71
								267	A	Prairie View	49 51
								267	H	Prairie View	60 55
								285	A	Ark.-Pine Bluff	68 58
								285	H	Ark.-Pine Bluff	56 54
								287	H	Nicholls St.	60 71
								305	A	Alcorn	67 63
								305	H	Alcorn	86 63
								310	A	Mississippi Val.	82 51
								310	H	Mississippi Val.	88 67
								310	H	Mississippi Val.	71 61
								328	A	Southeastern La.	87 71
								331	A	La.-Monroe	59 54
								333	A	Jackson St.	60 57
								333	H	Jackson St.	90 85
								349	A	Alabama A&M	68 53
								349	H	Alabama A&M	87 57
LAST 12 Division I GAMES:											
310	H	Mississippi Val.	71 61	267	H	Prairie View	60 55				
349	H	Alabama A&M	87 57	185	H	Texas Southern	64 52				
208	H	Alabama St.	76 83	305	A	Alcorn	67 63				
310	A	Mississippi Val.	82 51	221	A	Southern U.	70 63				
285	A	Ark.-Pine Bluff	68 58	310	H	Mississippi Val.	88 67				
333	A	Jackson St.	60 57	285	H	Ark.-Pine Bluff	56 54				

Non-Div I Games:

Grambling

■ Loss,
 ■ Non-Conf,
 ■ S Site,
 ■ Home
 ■ A Away
 N Neutral

Grand Canyon

Through Games Of March 7, 2017

Average RPI Win:	290	WON-LOST	WINNING	LAST 10	STRENGTH OF	OPP. STRENGTH	TEAM	ADJ.	CONF.	ADJ CONF.
Average RPI Loss:	177	RECORD	PCT. RANK	GAMES	SCHEDULE	OF SCHEDULE	RPI	RPI	RPI	RPI
DIV. I ONLY	14- 12	153	5- 5	330	292	247	247	29	29	
DIV. I NON-CONF.	7- 5	137	0- 0	287	218	194	194	29	29	
TOTALS	RPI 1-25	RPI 26-50	W-L RECORDS	RPI 51-100	RPI 101-150	RPI 150+				
14- 12	0- 2	0- 0	OVERALL	0- 0	1- 2	13- 8				
11- 3	0- 1	0- 0	HOME	0- 0	1- 1	10- 1				
3- 9	0- 1	0- 0	AWAY	0- 0	0- 1	3- 7				
0- 0	0- 0	0- 0	NEUTRAL	0- 0	0- 0	0- 0				
7- 5	0- 2	0- 0	NON-CONFERENCE	0- 0	1- 0	6- 3				
6- 1	0- 1	0- 0	HOME	0- 0	1- 0	5- 0				
1- 4	0- 1	0- 0	AWAY	0- 0	0- 0	1- 3				
0- 0	0- 0	0- 0	NEUTRAL	0- 0	0- 0	0- 0				
7- 7	0- 0	0- 0	CONFERENCE	0- 0	0- 2	7- 5				
5- 2	0- 0	0- 0	HOME	0- 0	0- 1	5- 1				
2- 5	0- 0	0- 0	AWAY	0- 0	0- 1	2- 4				
0- 0	0- 0	0- 0	NEUTRAL	0- 0	0- 0	0- 0				

RPI 1-25				RPI 26-50				RPI 51-100				RPI 101+ Team's RPI: 247			
RPI	S	Opponent	Score	RPI	S	Opponent	Score	RPI	S	Opponent	Score	RPI	S	Opponent	Score
8	A	Duke	47 90									140	A	New Mexico St.	60 67
9	H	Washington	66 101									140	H	New Mexico St.	65 81
												142	H	Idaho	64 60
												161	A	Rice	50 64
												180	A	UC Riverside	64 77
												214	A	Seattle U	60 86
												214	H	Seattle U	82 77
												225	A	UTRGV	49 52
												225	H	UTRGV	60 59
												237	A	Hawaii	47 51
												250	A	CSU Bakersfield	59 74
												250	H	CSU Bakersfield	64 80
												271	H	Cal Poly	64 59
												288	A	Southern Utah	76 73
												295	H	Northern Ariz.	76 65
												305	H	Alcorn	77 44
												308	H	Denver	73 70
												311	A	UMKC	65 77
												311	H	UMKC	75 64
												334	A	Utah Valley	62 46
												334	H	Utah Valley	60 42
												337	H	Fla. Atlantic	81 60
												345	A	Chicago St.	73 62
												345	H	Chicago St.	57 39
LAST 12 Division I GAMES:															
250	H	CSU Bakersfield	64 80	225	A	UTRGV	49 52								
311	A	UMKC	65 77	250	A	CSU Bakersfield	59 74								
345	A	Chicago St.	73 62	345	H	Chicago St.	57 39								
334	H	Utah Valley	60 42	311	H	UMKC	75 64								
214	H	Seattle U	82 77	214	A	Seattle U	60 86								
140	A	New Mexico St.	60 67	225	H	UTRGV	60 59								

Non-Div I Games: Chaminade 85 55

Grand Canyon

Loss, Non-Conf, S Site, H Home A Away N Neutral

Green Bay				Through Games of March 7, 1917						
Average RPI Win:	181	WON-LOST	WINNING	LAST 10	STRENGTH OF	OPP. STRENGTH	TEAM	ADJ.	CONF.	ADJ CONF.
Average RPI Loss:	130	RECORD	PCT. RANK	GAMES	SCHEDULE	OF SCHEDULE	RPI	RPI	RPI	RPI
DIV. I ONLY	27- 5	10	8- 2	79	171	26	26	18	18	
DIV. I NON-CONF.	9- 2	37	0- 1	4	21	4	4	21	21	
TOTALS	RPI 1-25	RPI 26-50		W-L RECORDS		RPI 51-100	RPI 101-150	RPI 150+		
27- 5	0- 1	5- 0		OVERALL		2- 0	7- 3	13- 1		
13- 1	0- 0	3- 0		HOME		0- 0	4- 0	6- 1		
11- 4	0- 1	2- 0		AWAY		2- 0	1- 3	6- 0		
3- 0	0- 0	0- 0		NEUTRAL		0- 0	2- 0	1- 0		
9- 2	0- 1	5- 0		NON-CONFERENCE		2- 0	0- 0	2- 1		
4- 1	0- 0	3- 0		HOME		0- 0	0- 0	1- 1		
5- 1	0- 1	2- 0		AWAY		2- 0	0- 0	1- 0		
0- 0	0- 0	0- 0		NEUTRAL		0- 0	0- 0	0- 0		
18- 3	0- 0	0- 0		CONFERENCE		0- 0	7- 3	11- 0		
9- 0	0- 0	0- 0		HOME		0- 0	4- 0	5- 0		
6- 3	0- 0	0- 0		AWAY		0- 0	1- 3	5- 0		
3- 0	0- 0	0- 0		NEUTRAL		0- 0	2- 0	1- 0		

RPI 1-25				
RPI	S	Opponent	Score	
2	A	Notre Dame	67	71
RPI 26-50 Team's RPI: 26				
RPI	S	Opponent	Score	
27	A	Marquette	78	63
28	H	Drake	71	48
29	H	Elon	71	56
37	A	South Dakota St.	67	43
45	H	Little Rock	57	31
RPI 51-100				
RPI	S	Opponent	Score	
56	A	Belmont	62	53
66	A	Chattanooga	71	55
RPI 101+				
RPI	S	Opponent	Score	
139	A	Detroit Mercy	72	76
139	H	Detroit Mercy	60	55
139	N	Detroit Mercy	64	52
141	A	Wright St.	58	51
141	H	Wright St.	62	41
146	A	Milwaukee	60	72
146	H	Milwaukee	89	47
146	N	Milwaukee	66	59
150	A	Oakland	71	74
150	H	Oakland	89	47
184	A	Cleveland St.	65	51
184	H	Cleveland St.	79	60
212	H	Wisconsin	53	54
232	A	Bradley	68	43
259	H	Butler	61	34
292	A	Valparaiso	75	36
292	H	Valparaiso	56	35
292	N	Valparaiso	89	60
297	A	Northern Ky.	74	37
297	H	Northern Ky.	70	39
319	A	Youngstown St.	84	51
319	H	Youngstown St.	75	41
321	A	Ill.-Chicago	79	65
321	H	Ill.-Chicago	65	31

Non-Div I Games:

Green Bay

Loss, Non-Conf, S Site, H Home A Away N Neutral

Average RPI Win:	274	WON-LOST	WINNING	LAST 10	STRENGTH OF	OPP. STRENGTH	TEAM	ADJ.	CONF.	ADJ CONF.
Average RPI Loss:	143	RECORD	PCT. RANK	GAMES	SCHEDULE	OF SCHEDULE	RPI	RPI	RPI	RPI
DIV. I ONLY	17- 12	118	5- 5	293	288	166	166	32	32	
DIV. I NON-CONF.	6- 7	182	0- 0	81	36	92	92	31	31	
TOTALS	RPI 1-25	RPI 26-50	W-L RECORDS	RPI 51-100	RPI 101-150	RPI 150+				
17- 12	1- 1	0- 2	OVERALL	0- 2	1- 2	15- 5				
8- 2	1- 0	0- 0	HOME	0- 0	0- 0	7- 2				
5- 10	0- 1	0- 2	AWAY	0- 2	0- 2	5- 3				
4- 0	0- 0	0- 0	NEUTRAL	0- 0	1- 0	3- 0				
6- 7	1- 1	0- 2	NON-CONFERENCE	0- 2	1- 2	4- 0				
2- 0	1- 0	0- 0	HOME	0- 0	0- 0	1- 0				
0- 7	0- 1	0- 2	AWAY	0- 2	0- 2	0- 0				
4- 0	0- 0	0- 0	NEUTRAL	0- 0	1- 0	3- 0				
11- 5	0- 0	0- 0	CONFERENCE	0- 0	0- 0	11- 5				
6- 2	0- 0	0- 0	HOME	0- 0	0- 0	6- 2				
5- 3	0- 0	0- 0	AWAY	0- 0	0- 0	5- 3				
0- 0	0- 0	0- 0	NEUTRAL	0- 0	0- 0	0- 0				
















































































RPI 1-25				RPI 26-50				RPI 51-100				RPI 101+ Team's RPI: 166			
RPI	S	Opponent	Score	RPI	S	Opponent	Score	RPI	S	Opponent	Score	RPI	S	Opponent	Score
3	A	South Carolina	38 92	38	A	North Carolina St.	56 81	61	A	Iowa	51 84	103	A	FGCU	49 60
18	H	Temple	71 65	42	A	James Madison	50 71	69	A	Northwestern	48 67	127	N	Maine	58 49
												130	A	Old Dominion	58 61
												172	A	Bethune-Cookman	56 66
												213	H	Howard	62 67
												229	N	Samford	63 57
												233	H	Richmond	72 45
												260	H	UMES	65 68
												273	A	Norfolk St.	58 57
												273	H	Norfolk St.	77 65
												290	H	N.C. A&T	64 57
												291	A	Coppin St.	65 61
												291	H	Coppin St.	78 54
												296	A	Savannah St.	51 55
												296	H	Savannah St.	75 46
												299	N	Lafayette	58 55
												327	N	Saint Peter's	71 42
												329	A	Florida A&M	44 62
												330	A	Morgan St.	71 58
												336	H	N.C. Central	60 36
												347	A	Delaware St.	83 52
												348	A	South Carolina St.	51 50
												348	H	South Carolina St.	80 46
LAST 12 Division I GAMES:															
291	A	Coppin St.	65 61	348	A	South Carolina St.	51 50								
273	H	Norfolk St.	77 65	296	A	Savannah St.	51 55								
330	A	Morgan St.	71 58	260	H	UMES	65 68								
329	A	Florida A&M	44 62	291	H	Coppin St.	78 54								
172	A	Bethune-Cookman	56 66	273	A	Norfolk St.	58 57								
213	H	Howard	62 67	336	H	N.C. Central	60 36								

Non-Div I Games:

Hampton





■ Loss,
 ■ Non-Conf, S Site,
 ■ Home
 ■ Away
 N Neutral

Average RPI Win: 241	WON-LOST	WINNING	LAST 10	STRENGTH OF	OPP. STRENGTH	TEAM	ADJ.	CONF.	ADJ CONF.
Average RPI Loss: 145	RECORD	PCT. RANK	GAMES	SCHEDULE	OF SCHEDULE	RPI	RPI	RPI	RPI
DIV. I ONLY	17- 14	144	3- 7	232	236	183	183	22	22
DIV. I NON-CONF.	9- 4	85	0- 0	208	278	132	132	22	22
TOTALS	RPI 1-25	RPI 26-50	W-L RECORDS	RPI 51-100	RPI 101-150	RPI 150+			
17- 14	0- 0	0- 1	OVERALL	0- 2	1- 6	16- 5			
7- 7	0- 0	0- 1	HOME	0- 1	0- 3	7- 2			
7- 6	0- 0	0- 0	AWAY	0- 1	1- 2	6- 3			
3- 1	0- 0	0- 0	NEUTRAL	0- 0	0- 1	3- 0			
9- 4	0- 0	0- 1	NON-CONFERENCE	0- 0	1- 1	8- 2			
3- 3	0- 0	0- 1	HOME	0- 0	0- 1	3- 1			
4- 1	0- 0	0- 0	AWAY	0- 0	1- 0	3- 1			
2- 0	0- 0	0- 0	NEUTRAL	0- 0	0- 0	2- 0			
8- 10	0- 0	0- 0	CONFERENCE	0- 2	0- 5	8- 3			
4- 4	0- 0	0- 0	HOME	0- 1	0- 2	4- 1			
3- 5	0- 0	0- 0	AWAY	0- 1	0- 2	3- 2			
1- 1	0- 0	0- 0	NEUTRAL	0- 0	0- 1	1- 0			

RPI S	Opponent	Score	RPI S	Opponent	Score	RPI S	Opponent	Score	RPI S	Opponent	Score	Team's RPI: 183
			32 	Quinnipiac	59  				103 	FGCU	63  	
						75 	New Hampshire	50  	113 	Albany (NY)	71  	
						75 	New Hampshire	57  	113 	Albany (NY)	52  	
									113 N	Albany (NY)	65  	
									127 	Maine	62  	
									127 	Maine	60  	
									135 	Delaware	67 66	
									176 	Boston College	65 56	
									177 	Siena	80 76	
									188 	Hofstra	69 67	
									193 	Sacred Heart	81 64	
									196 	Providence	65  	
									210 	UMBC	80 73	
									210 	UMBC	47  	
									210 N	UMBC	74 40	
									211 	Binghamton	59  	
									211 	Binghamton	76 73	
									217 N	Monmouth	75 72	
									261 	Stony Brook	62 40	
									261 	Stony Brook	65 52	
									265 	Niagara	62  	
									273 N	Norfolk St.	61 51	
									274 	Vermont	70  	
									274 	Vermont	68 55	
									306 	Central Conn. St.	68 58	
									309 	Massachusetts	75 56	
LAST 12 Division I GAMES:												
			113 N	Albany (NY)	65  	344 	UMass Lowell	84 64				
			210 N	UMBC	74 40	210 	UMBC	47  				
			113 	Albany (NY)	52  	127 	Maine	60  				
			211 	Binghamton	59  	274 	Vermont	70  				
			75 	New Hampshire	57  	113 	Albany (NY)	71  				
			261 	Stony Brook	62 40	211 	Binghamton	76 73				

Non-Div I Games:

Hartford

 Loss,
  Non-Conf, S Site,
  Home
  Away
 N Neutral

H
a
r
t
f
o
r
d

RPI S Opponent Score

Through Games Of March 7, 2017

RPI	S	Opponent	Score	
344	A	UMass Lowell	84	64
344	H	UMass Lowell	80	59

H
a
r
t
f
o
r
d

Hartford

Average RPI Win:	177	WON-LOST	WINNING	LAST 10	STRENGTH OF	OPP. STRENGTH	TEAM	ADJ.	CONF.	ADJ CONF.
Average RPI Loss:	96	RECORD	PCT. RANK	GAMES	SCHEDULE	OF SCHEDULE	RPI	RPI	RPI	RPI
DIV. I ONLY	20- 7	49	4- 6	89	130	44	44	8	8	
DIV. I NON-CONF.	12- 1	7	0- 0	143	187	20	20	9	9	
TOTALS	RPI 1-25	RPI 26-50	W-L RECORDS	RPI 51-100	RPI 101-150	RPI 150+				
20- 7	1- 0	0- 0	OVERALL	0- 3	4- 4	15- 0				
10- 2	1- 0	0- 0	HOME	0- 1	3- 1	6- 0				
8- 5	0- 0	0- 0	AWAY	0- 2	0- 3	8- 0				
2- 0	0- 0	0- 0	NEUTRAL	0- 0	1- 0	1- 0				
12- 1	1- 0	0- 0	NON-CONFERENCE	0- 1	2- 0	9- 0				
5- 0	1- 0	0- 0	HOME	0- 0	1- 0	3- 0				
5- 1	0- 0	0- 0	AWAY	0- 1	0- 0	5- 0				
2- 0	0- 0	0- 0	NEUTRAL	0- 0	1- 0	1- 0				
8- 6	0- 0	0- 0	CONFERENCE	0- 2	2- 4	6- 0				
5- 2	0- 0	0- 0	HOME	0- 1	2- 1	3- 0				
3- 4	0- 0	0- 0	AWAY	0- 1	0- 3	3- 0				
0- 0	0- 0	0- 0	NEUTRAL	0- 0	0- 0	0- 0				

RPI 1-25				RPI 26-50				Team's RPI: 44				RPI 51-100				RPI 101+			
RPI	S	Opponent	Score	RPI	S	Opponent	Score	RPI	S	Opponent	Score	RPI	S	Opponent	Score	RPI	S	Opponent	Score
18	H	Temple	73 62									55	A	Penn	43 63	101	N	Buffalo	74 62
												55	H	Penn	46 64	116	A	Princeton	58 63
												71	A	Minnesota	87 103	116	H	Princeton	60 64
																126	A	Cornell	52 57
																126	H	Cornell	62 59
																127	H	Maine	69 62
																134	A	Yale	52 57
																134	H	Yale	76 56
																152	A	Brown	66 63
																152	H	Brown	69 59
																163	H	Fairfield	58 44
																170	A	La Salle	66 64
																177	A	Siena	65 58
																186	A	Kansas	69 59
																193	A	Sacred Heart	68 60
																195	A	Columbia	58 55
																195	H	Columbia	70 68
																216	A	Dartmouth	70 61
																216	H	Dartmouth	70 65
																226	A	Boston U.	65 52
																229	H	Samford	57 52
																238	N	UNC Asheville	79 62
																320	H	NJIT	59 38
LAST 12 Division I GAMES:																			
				55	H	Penn	46 64					134	H	Yale	76 56				
				116	H	Princeton	60 64					152	H	Brown	69 59				
				152	A	Brown	66 63					116	A	Princeton	58 63				
				134	A	Yale	52 57					55	A	Penn	43 63				
				126	A	Cornell	52 57					195	H	Columbia	70 68				
				195	A	Columbia	58 55					126	H	Cornell	62 59				

Non-Div I Games:

Harvard

■ Loss,
 ■ Non-Conf, S Site,
 ■ Home
 ■ Away
 N Neutral

Hawaii

Through Games Of March 7, 2017

Average RPI Win:	272	WON-LOST	WINNING	LAST 10	STRENGTH OF	OPP. STRENGTH	TEAM	ADJ.	CONF.	ADJ CONF.
Average RPI Loss:	137	RECORD	PCT. RANK	GAMES	SCHEDULE	OF SCHEDULE	RPI	RPI	RPI	RPI
DIV. I ONLY	11- 17	233	4- 6	177	231	237	237	24	24	
DIV. I NON-CONF.	3- 8	262	0- 0	80	128	239	239	23	23	
TOTALS	RPI 1-25	RPI 26-50	W-L RECORDS	RPI 51-100	RPI 101-150	RPI 150+				
11- 17	0- 2	0- 1	OVERALL	0- 4	2- 1	9- 9				
7- 7	0- 1	0- 1	HOME	0- 1	2- 0	5- 4				
3- 10	0- 1	0- 0	AWAY	0- 3	0- 1	3- 5				
1- 0	0- 0	0- 0	NEUTRAL	0- 0	0- 0	1- 0				
3- 8	0- 2	0- 1	NON-CONFERENCE	0- 2	1- 0	2- 3				
3- 3	0- 1	0- 1	HOME	0- 0	1- 0	2- 1				
0- 5	0- 1	0- 0	AWAY	0- 2	0- 0	0- 2				
0- 0	0- 0	0- 0	NEUTRAL	0- 0	0- 0	0- 0				
8- 9	0- 0	0- 0	CONFERENCE	0- 2	1- 1	7- 6				
4- 4	0- 0	0- 0	HOME	0- 1	1- 0	3- 3				
3- 5	0- 0	0- 0	AWAY	0- 1	0- 1	3- 3				
1- 0	0- 0	0- 0	NEUTRAL	0- 0	0- 0	1- 0				

RPI 1-25				RPI 26-50				RPI 51-100				RPI 101+ Team's RPI: 237			
RPI	S	Opponent	Score	RPI	S	Opponent	Score	RPI	S	Opponent	Score	RPI	S	Opponent	Score
5	H	Mississippi St.	41 66	35	H	Oregon	49 86	62	A	Boise St.	49 61	124	A	Long Beach St.	57 68
10	A	UCLA	49 72					73	A	UC Davis	55 70	124	H	Long Beach St.	66 63
								73	H	UC Davis	50 69	140	H	New Mexico St.	56 53
								88	A	Southern California	44 76	156	A	CSUN	56 67
												156	H	CSUN	49 60
												180	A	UC Riverside	45 63
												180	H	UC Riverside	59 79
												199	H	San Jose St.	61 77
												231	A	UC Santa Barbara	62 74
												231	H	UC Santa Barbara	52 67
												247	H	Grand Canyon	51 47
												250	A	CSU Bakersfield	51 58
												271	A	Cal Poly	87 79
												271	H	Cal Poly	66 57
												271	N	Cal Poly	71 50
												282	A	Nevada	59 67
												319	H	Youngstown St.	72 50
												326	A	UC Irvine	73 60
												326	H	UC Irvine	79 62
												346	A	Cal St. Fullerton	55 45
												346	H	Cal St. Fullerton	60 50
LAST 12 Division I GAMES:															
				271	N	Cal Poly	71 50					231	H	UC Santa Barbara	52 67
				124	H	Long Beach St.	66 63					180	H	UC Riverside	59 79
				346	A	Cal St. Fullerton	55 45					156	A	CSUN	56 67
				326	A	UC Irvine	73 60					180	A	UC Riverside	45 63
				156	H	CSUN	49 60					271	H	Cal Poly	66 57
				73	H	UC Davis	50 69					326	H	UC Irvine	79 62

Non-Div I Games: Hawaii Pacific 88 54

Hawaii

Loss, Non-Conf, S Site, H Home A Away N Neutral

Average RPI Win:	272	WON-LOST	WINNING	LAST 10	STRENGTH OF	OPP. STRENGTH	TEAM	ADJ.	CONF.	ADJ CONF.
Average RPI Loss:	180	RECORD	PCT. RANK	GAMES	SCHEDULE	OF SCHEDULE	RPI	RPI	RPI	RPI
DIV. I ONLY	13- 14	186	9- 1	267	311	220	220	28	28	
DIV. I NON-CONF.	0- 9	335	0- 0	159	214	333	333	28	28	
TOTALS	RPI 1-25	RPI 26-50	W-L RECORDS	RPI 51-100	RPI 101-150	RPI 150+				
13- 14	0- 0	0- 1	OVERALL	0- 2	1- 2	12- 9				
7- 6	0- 0	0- 0	HOME	0- 2	1- 0	6- 4				
6- 8	0- 0	0- 0	AWAY	0- 0	0- 0	6- 0				
0- 0	0- 0	0- 0	NEUTRAL	0- 0	0- 0	0- 0				
0- 9	0- 0	0- 1	NON-CONFERENCE	0- 2	0- 1	0- 5				
0- 4	0- 0	0- 0	HOME	0- 2	0- 0	0- 2				
0- 5	0- 0	0- 1	AWAY	0- 0	0- 1	0- 3				
0- 0	0- 0	0- 0	NEUTRAL	0- 0	0- 0	0- 0				
13- 5	0- 0	0- 0	CONFERENCE	0- 0	1- 1	12- 4				
7- 2	0- 0	0- 0	HOME	0- 0	1- 0	6- 2				
6- 3	0- 0	0- 0	AWAY	0- 0	0- 1	6- 2				
0- 0	0- 0	0- 0	NEUTRAL	0- 0	0- 0	0- 0				

RPI 1-25				RPI 26-50				RPI 51-100				RPI 101+				Team's RPI: 220
RPI	S	Opponent	Score	RPI	S	Opponent	Score	RPI	S	Opponent	Score	RPI	S	Opponent	Score	
				41	A	West Virginia	59 82	65	H	Ohio	48 76	118	A	Ole Miss	62 73	
								98	H	Stetson	47 81	128	A	Radford	56 59	
												128	H	Radford	74 64	
												174	A	UAB	66 75	
												189	A	Campbell	33 58	
												189	H	Campbell	53 69	
												200	H	UNCG	67 69	
												227	A	Liberty	74 81	
												227	H	Liberty	78 69	
												230	A	Presbyterian	72 64	
												230	H	Presbyterian	87 60	
												238	A	UNC Asheville	76 60	
												238	H	UNC Asheville	81 70	
												256	A	Charleston So.	64 62	
												256	H	Charleston So.	68 74	
												273	H	Norfolk St.	60 63	
												277	A	Davidson	72 82	
												279	A	Western Caro.	64 73	
												312	A	Gardner-Webb	84 65	
												312	H	Gardner-Webb	71 69	
												342	A	Winthrop	70 57	
												342	H	Winthrop	88 43	
												343	A	Longwood	80 49	
												343	H	Longwood	81 60	
LAST 12 Division I GAMES:																
				128	H	Radford	74 64	312	A	Gardner-Webb	84 65					
				343	H	Longwood	81 60	342	A	Winthrop	70 57					
				230	A	Presbyterian	72 64	238	H	UNC Asheville	81 70					
				256	A	Charleston So.	64 62	343	A	Longwood	80 49					
				189	H	Campbell	53 69	230	H	Presbyterian	87 60					
				227	H	Liberty	78 69	189	A	Campbell	33 58					

Non-Div I Games: Spring Hill 74 58 Brevard 89 42

High Point

Loss, Non-Conf, S Site, H Home A Away N Neutral

Hofstra

Through Games Of March 7, 2017

Average RPI Win: 197	WON-LOST	WINNING	LAST 10	STRENGTH OF	OPP. STRENGTH	TEAM	ADJ.	CONF.	ADJ CONF.
Average RPI Loss: 133	RECORD	PCT. RANK	GAMES	SCHEDULE	OF SCHEDULE	RPI	RPI	RPI	RPI
DIV. I ONLY	12- 17	220	4- 6	123	142	188	188	9	9
DIV. I NON-CONF.	7- 4	114	0- 0	188	326	120	120	8	8
TOTALS	RPI 1-25	RPI 26-50	W-L RECORDS	RPI 51-100	RPI 101-150	RPI 150+			
12- 17	0- 0	0- 4	OVERALL	2- 1	2- 5	8- 7			
7- 7	0- 0	0- 2	HOME	1- 0	1- 1	5- 4			
5- 10	0- 0	0- 2	AWAY	1- 1	1- 4	3- 3			
0- 0	0- 0	0- 0	NEUTRAL	0- 0	0- 0	0- 0			
7- 4	0- 0	0- 0	NON-CONFERENCE	1- 0	1- 2	5- 2			
4- 1	0- 0	0- 0	HOME	0- 0	0- 0	4- 1			
3- 3	0- 0	0- 0	AWAY	1- 0	1- 2	1- 1			
0- 0	0- 0	0- 0	NEUTRAL	0- 0	0- 0	0- 0			
5- 13	0- 0	0- 4	CONFERENCE	1- 1	1- 3	3- 5			
3- 6	0- 0	0- 2	HOME	1- 0	1- 1	1- 3			
2- 7	0- 0	0- 2	AWAY	0- 1	0- 2	2- 2			
0- 0	0- 0	0- 0	NEUTRAL	0- 0	0- 0	0- 0			

RPI 1-25				RPI 26-50				RPI 51-100				RPI 101+ Team's RPI: 188			
RPI	S	Opponent	Score	RPI	S	Opponent	Score	RPI	S	Opponent	Score	RPI	S	Opponent	Score
				29	A	Elon	61 72	73	A	UC Davis	64 60	101	A	Buffalo	50 74
				29	H	Elon	53 64	79	A	Drexel	43 65	111	A	Saint Joseph's	75 64
				42	A	James Madison	57 93	79	H	Drexel	58 53	129	A	William & Mary	65 81
				42	H	James Madison	50 61					129	H	William & Mary	64 61
												135	A	Delaware	45 56
												135	H	Delaware	56 73
												136	A	Navy	69 78
												151	A	Northeastern	46 52
												151	H	Northeastern	51 53
												183	H	Hartford	67 69
												190	H	American	72 67
												201	A	Towson	70 61
												201	H	Towson	56 59
												203	A	Col. of Charleston	55 71
												203	H	Col. of Charleston	85 81
												224	A	UNCW	66 54
												224	H	UNCW	54 56
												234	H	Marist	62 42
												261	A	Stony Brook	67 64
												284	A	Sacramento St.	85 97
												309	H	Massachusetts	71 55
												347	H	Delaware St.	64 44
LAST 12 Division I GAMES:															
				151	A	Northeastern	46 52	203	H	Col. of Charleston	85 81				
				79	H	Drexel	58 53	129	A	William & Mary	65 81				
				201	H	Towson	56 59	129	H	William & Mary	64 61				
				224	A	UNCW	66 54	42	H	James Madison	50 61				
				29	A	Elon	61 72	29	H	Elon	53 64				
				135	A	Delaware	45 56	203	A	Col. of Charleston	55 71				

Non-Div I Games:

Hofstra

Loss, Non-Conf, S Site, H Home A Away N Neutral

Holy Cross

Through Games Of March 7, 2017

Average RPI Win:	238	WON-LOST	WINNING	LAST 10	STRENGTH OF	OPP. STRENGTH	TEAM	ADJ.	CONF.	ADJ CONF.
Average RPI Loss:	202	RECORD	PCT. RANK	GAMES	SCHEDULE	OF SCHEDULE	RPI	RPI	RPI	RPI
DIV. I ONLY	8- 22	296	3- 7	296	256	317	317	23	23	
DIV. I NON-CONF.	2- 9	293	0- 0	288	249	337	337	25	25	
TOTALS	RPI 1-25	RPI 26-50	W-L RECORDS	RPI 51-100	RPI 101-150	RPI 150+				
8- 22	0- 0	0- 2	OVERALL	1- 2	0- 3	7- 15				
5- 10	0- 0	0- 1	HOME	1- 1	0- 2	4- 6				
3- 12	0- 0	0- 1	AWAY	0- 1	0- 1	3- 9				
0- 0	0- 0	0- 0	NEUTRAL	0- 0	0- 0	0- 0				
2- 9	0- 0	0- 2	NON-CONFERENCE	0- 1	0- 1	2- 5				
2- 3	0- 0	0- 1	HOME	0- 1	0- 1	2- 0				
0- 6	0- 0	0- 1	AWAY	0- 0	0- 0	0- 5				
0- 0	0- 0	0- 0	NEUTRAL	0- 0	0- 0	0- 0				
6- 13	0- 0	0- 0	CONFERENCE	1- 1	0- 2	5- 10				
3- 7	0- 0	0- 0	HOME	1- 0	0- 1	2- 6				
3- 6	0- 0	0- 0	AWAY	0- 1	0- 1	3- 4				
0- 0	0- 0	0- 0	NEUTRAL	0- 0	0- 0	0- 0				

RPI S	Opponent	Score	RPI S	Opponent	Score	RPI S	Opponent	Score	RPI S	Opponent	Score	Team's RPI: 317
32	H Quinnipiac	55 78	72	A Bucknell	48 77	134	H Yale	70 71				
34	A Arizona St.	33 63	72	H Bucknell	63 51	136	A Navy	56 57				
			84	H Penn St.	48 84	136	H Navy	71 73				
						154	A Army West Point	41 60				
						154	H Army West Point	59 67				
						190	A American	61 60				
						190	H American	51 46				
						216	A Dartmouth	49 53				
						226	A Boston U.	56 68				
						226	H Boston U.	49 66				
						234	H Marist	50 46				
						258	A Bryant	74 76				
						269	A Loyola Maryland	59 58				
						269	H Loyola Maryland	37 56				
						272	A Colgate	52 70				
						272	H Colgate	54 62				
						274	A Vermont	52 63				
						278	A Manhattan	56 60				
						299	A Lafayette	67 61				
						299	H Lafayette	70 85				
						299	H Lafayette	54 58				
						304	A Lehigh	64 80				
						304	H Lehigh	65 47				
						309	A Massachusetts	66 69				
						344	H UMass Lowell	62 47				
LAST 12 Division I GAMES:												
299	H Lafayette	54 58	304	A Lehigh	64 80							
269	H Loyola Maryland	37 56	299	H Lafayette	70 85							
226	A Boston U.	56 68	72	H Bucknell	63 51							
269	A Loyola Maryland	59 58	272	A Colgate	52 70							
190	H American	51 46	136	H Navy	71 73							
154	A Army West Point	41 60	190	A American	61 60							

Non-Div I Games:

Holy Cross

■ Loss,
 ■ Non-Conf, S Site,
 ■ Home
 ■ Away
 N Neutral

Average RPI Win:	202	WON-LOST	WINNING	LAST 10	STRENGTH OF	OPP. STRENGTH	TEAM	ADJ.	CONF.	ADJ CONF.
Average RPI Loss:	95	RECORD	PCT. RANK	GAMES	SCHEDULE	OF SCHEDULE	RPI	RPI	RPI	RPI
DIV. I ONLY	12- 19	240	4- 6	90	87	175	175	5	5	
DIV. I NON-CONF.	7- 6	157	0- 0	152	267	152	152	5	5	
TOTALS	RPI 1-25	RPI 26-50	W-L RECORDS	RPI 51-100	RPI 101-150	RPI 150+				
12- 19	0- 3	0- 1	OVERALL	0- 9	2- 2	10- 4				
6- 8	0- 1	0- 1	HOME	0- 4	1- 0	5- 2				
5- 9	0- 1	0- 0	AWAY	0- 4	1- 2	4- 2				
1- 2	0- 1	0- 0	NEUTRAL	0- 1	0- 0	1- 0				
7- 6	0- 0	0- 0	NON-CONFERENCE	0- 3	0- 2	7- 1				
4- 2	0- 0	0- 0	HOME	0- 1	0- 0	4- 1				
3- 3	0- 0	0- 0	AWAY	0- 1	0- 2	3- 0				
0- 1	0- 0	0- 0	NEUTRAL	0- 1	0- 0	0- 0				
5- 13	0- 3	0- 1	CONFERENCE	0- 6	2- 0	3- 3				
2- 6	0- 1	0- 1	HOME	0- 3	1- 0	1- 1				
2- 6	0- 1	0- 0	AWAY	0- 3	1- 0	1- 2				
1- 1	0- 1	0- 0	NEUTRAL	0- 0	0- 0	1- 0				

RPI 1-25				RPI 26-50				RPI 51-100				RPI 101+ Team's RPI: 175			
RPI	S	Opponent	Score	RPI	S	Opponent	Score	RPI	S	Opponent	Score	RPI	S	Opponent	Score
1	A	UConn	42 91	30	H	South Fla.	50 79	74	A	Tulane	56 82	104	A	Texas Tech	60 84
18	H	Temple	57 69					74	H	Tulane	49 57	124	A	Long Beach St.	55 65
18	N	Temple	58 67					89	A	UNLV	53 64	143	A	Tulsa	65 62
								91	H	Mercer	60 64	143	H	Tulsa	71 66
								95	A	UCF	59 85	155	A	Louisiana	69 64
								95	H	UCF	48 62	162	H	Texas St.	56 61
								97	N	Central Ark.	55 69	165	A	Memphis	65 66
								100	A	SMU	45 74	167	A	East Carolina	73 62
								100	H	SMU	45 66	167	H	East Carolina	81 65
												178	A	UTSA	56 49
												181	A	Cincinnati	64 85
												181	H	Cincinnati	62 71
												181	N	Cincinnati	74 61
												203	H	Col. of Charleston	79 63
												225	A	UTRGV	68 52
												228	H	Rutgers	53 51
												305	H	Alcorn	85 70
												328	H	Southeastern La.	83 80
LAST 12 Division I GAMES:															
18	N	Temple	58 67	181	H	Cincinnati	62 71								
181	N	Cincinnati	74 61	95	A	UCF	59 85								
100	A	SMU	45 74	167	A	East Carolina	73 62								
167	H	East Carolina	81 65	74	H	Tulane	49 57								
30	H	South Fla.	50 79	1	A	UConn	42 91								
143	A	Tulsa	65 62	165	A	Memphis	65 66								

Non-Div I Games:

Houston

■ Loss,
 ■ Non-Conf,
 ■ S Site,
 ■ H Home
 ■ A Away
 N Neutral

Houston Baptist

Through Games Of March 7, 2017

Average RPI Win:	310	WON-LOST	WINNING	LAST 10	STRENGTH OF	OPP. STRENGTH	TEAM	ADJ.	CONF.	ADJ CONF.
Average RPI Loss:	198	RECORD	PCT. RANK	GAMES	SCHEDULE	OF SCHEDULE	RPI	RPI	RPI	RPI
DIV. I ONLY	4- 22	328	2- 8	271	301	338	338	27	27	
DIV. I NON-CONF.	0- 8	335	0- 0	161	144	330	330	27	27	
TOTALS	RPI 1-25	RPI 26-50	W-L RECORDS	RPI 51-100	RPI 101-150	RPI 150+				
4- 22	0- 2	0- 0	OVERALL	0- 3	0- 3	4- 14				
4- 9	0- 0	0- 0	HOME	0- 1	0- 2	4- 6				
0- 13	0- 0	0- 0	AWAY	0- 0	0- 0	0- 4				
0- 0	0- 0	0- 0	NEUTRAL	0- 0	0- 0	0- 0				
0- 8	0- 2	0- 0	NON-CONFERENCE	0- 0	0- 0	0- 6				
0- 4	0- 0	0- 0	HOME	0- 0	0- 0	0- 4				
0- 4	0- 2	0- 0	AWAY	0- 0	0- 0	0- 2				
0- 0	0- 0	0- 0	NEUTRAL	0- 0	0- 0	0- 0				
4- 14	0- 0	0- 0	CONFERENCE	0- 3	0- 3	4- 8				
4- 5	0- 0	0- 0	HOME	0- 1	0- 2	4- 2				
0- 9	0- 0	0- 0	AWAY	0- 2	0- 1	0- 6				
0- 0	0- 0	0- 0	NEUTRAL	0- 0	0- 0	0- 0				

RPI	S	Opponent	Score	RPI	S	Opponent	Score	RPI	S	Opponent	Score	RPI	S	Opponent	Score	Team's RPI: 338
7	A	Baylor	43 118					97	A	Central Ark.	39 83	107	H	Abilene Christian	60 89	
13	A	Texas	46 98					97	H	Central Ark.	49 80	131	A	Lamar University	22 74	
								99	A	SFA	49 86	131	H	Lamar University	53 81	
												158	H	Oral Roberts	65 75	
												161	H	Rice	53 79	
												172	A	Arkansas	40 101	
												185	H	Texas Southern	34 50	
												219	H	New Orleans	63 73	
												283	A	A&M-Corpus Christi	51 68	
												283	H	A&M-Corpus Christi	56 51	
												286	A	McNeese	53 68	
												286	H	McNeese	72 68	
												287	A	Nicholls St.	57 76	
												293	A	Northwestern St.	54 75	
												300	A	UTEP	45 75	
												328	H	Southeastern La.	71 87	
												331	H	La.-Monroe	65 77	
												332	A	Incarnate Word	54 69	
												332	H	Incarnate Word	68 51	
												340	A	Sam Houston St.	63 78	
												340	H	Sam Houston St.	61 51	
LAST 12 Division I GAMES:																
107	H	Abilene Christian	60 89	340	A	Sam Houston St.	63 78									
283	A	A&M-Corpus Christi	51 68	293	A	Northwestern St.	54 75									
131	A	Lamar University	22 74	283	H	A&M-Corpus Christi	56 51									
286	H	McNeese	72 68	332	A	Incarnate Word	54 69									
97	A	Central Ark.	39 83	287	A	Nicholls St.	57 76									
131	H	Lamar University	53 81	219	H	New Orleans	63 73									

Non-Div I Games: S'western Assemblie71 52 Arlington Baptist 75 55

Houston Baptist

Loss, Non-Conf, S Site, H Home A Away N Neutral

H
o
w
a
r
dH
o
w
a
r
d

Non-Div I Games:

IUPUI				STRENGTH OF SCHEDULE	OPP. STRENGTH OF SCHEDULE	TEAM RPI	ADJ. RPI	CONF. RPI	ADJ CONF. RPI
Average RPI Win:	195	WON-LOST RECORD	WINNING PCT. RANK						
Average RPI Loss:	81		LAST 10 GAMES						
DIV. I ONLY	22- 8	52	8- 2	131	131	59	59	11	11
DIV. I NON-CONF.	8- 3	67	0- 0	119	156	69	69	10	10

TOTALS	RPI 1-25	RPI 26-50	W-L RECORDS	RPI 51-100	RPI 101-150	RPI 150+			
22- 8	1- 0	2- 2	OVERALL	4- 4	2- 1	13- 1			
11- 2	1- 0	1- 1	HOME	2- 1	1- 0	6- 0			
9- 5	0- 0	0- 1	AWAY	2- 2	1- 1	6- 1			
2- 1	0- 0	1- 0	NEUTRAL	0- 1	0- 0	1- 0			
8- 3	1- 0	0- 1	NON-CONFERENCE	1- 2	1- 0	5- 0			
3- 2	1- 0	0- 1	HOME	0- 1	0- 0	2- 0			
5- 1	0- 0	0- 0	AWAY	1- 1	1- 0	3- 0			
0- 0	0- 0	0- 0	NEUTRAL	0- 0	0- 0	0- 0			
14- 5	0- 0	2- 1	CONFERENCE	3- 2	1- 1	8- 1			
8- 0	0- 0	1- 0	HOME	2- 0	1- 0	4- 0			
4- 4	0- 0	0- 1	AWAY	1- 1	0- 1	3- 1			
2- 1	0- 0	1- 0	NEUTRAL	0- 1	0- 0	1- 0			

RPI 1-25				RPI 26-50				RPI 51-100				Team's RPI: 59		RPI 101+			
RPI	S	Opponent	Score	RPI	S	Opponent	Score	RPI	S	Opponent	Score		RPI	S	Opponent	Score	
23	H	Missouri	73 45	37	A	South Dakota St.	49 68	54	A	Purdue	67 62		144	A	VCU	71 62	
				37	H	South Dakota St.	64 59	56	A	Belmont	72 78		148	A	Omaha	44 64	
				37	N	South Dakota St.	65 61	60	A	Western Ill.	76 72		148	H	Omaha	79 47	
				49	H	UNI	62 69	60	H	Western Ill.	66 52		158	A	Oral Roberts	45 54	
								60	N	Western Ill.	69 77		158	H	Oral Roberts	53 41	
								65	H	Ohio	65 71		235	A	Indiana St.	45 35	
								76	A	South Dakota	62 75		245	A	Miami (OH)	65 53	
								76	H	South Dakota	63 42		249	H	Ga. Southern	83 57	
													281	H	Tennessee Tech	77 63	
													303	A	North Dakota St.	76 53	
													303	H	North Dakota St.	71 58	
													303	N	North Dakota St.	69 56	
													308	A	Denver	67 45	
													308	H	Denver	71 49	
													316	A	Fort Wayne	62 48	
													316	H	Fort Wayne	66 55	
													321	A	Ill.-Chicago	67 57	
LAST 12 Division I GAMES:																	
				60	N	Western Ill.	69 77	37	H	South Dakota St.	64 59						
				37	N	South Dakota St.	65 61	308	A	Denver	67 45						
				303	N	North Dakota St.	69 56	158	A	Oral Roberts	45 54						
				316	H	Fort Wayne	66 55	148	H	Omaha	79 47						
				76	H	South Dakota	63 42	316	A	Fort Wayne	62 48						
				303	A	North Dakota St.	76 53	60	A	Western Ill.	76 72						

Non-Div I Games: Oakland City 95 62 Ind.-Northwest 89 36

IUPUI

■ Loss,
 ■ Non-Conf, S Site,
 ■ Home
 ■ Away
 N Neutral

Average RPI Win:	247	WON-LOST	WINNING	LAST 10	STRENGTH OF	OPP. STRENGTH	TEAM	ADJ.	CONF.	ADJ CONF.
Average RPI Loss:	114	RECORD	PCT. RANK	GAMES	SCHEDULE	OF SCHEDULE	RPI	RPI	RPI	RPI
DIV. I ONLY	15- 13	155	7- 3	157	203	142	142	20	20	
DIV. I NON-CONF.	3- 6	230	0- 0	25	79	86	86	18	18	
TOTALS	RPI 1-25	RPI 26-50	W-L RECORDS	RPI 51-100	RPI 101-150	RPI 150+				
15- 13	0- 2	0- 2	OVERALL	1- 3	2- 2	12- 4				
5- 4	0- 0	0- 0	HOME	0- 1	2- 1	3- 2				
9- 6	0- 0	0- 0	AWAY	1- 0	0- 0	8- 0				
1- 3	0- 1	0- 1	NEUTRAL	0- 1	0- 0	1- 0				
3- 6	0- 2	0- 2	NON-CONFERENCE	1- 1	0- 0	2- 1				
0- 0	0- 0	0- 0	HOME	0- 0	0- 0	0- 0				
3- 3	0- 1	0- 1	AWAY	1- 0	0- 0	2- 1				
0- 3	0- 1	0- 1	NEUTRAL	0- 1	0- 0	0- 0				
12- 7	0- 0	0- 0	CONFERENCE	0- 2	2- 2	10- 3				
5- 4	0- 0	0- 0	HOME	0- 1	2- 1	3- 2				
6- 3	0- 0	0- 0	AWAY	0- 1	0- 1	6- 1				
1- 0	0- 0	0- 0	NEUTRAL	0- 0	0- 0	1- 0				

RPI 1-25			RPI 26-50			RPI 51-100			RPI 101+			Team's RPI: 142
RPI	S	Opponent	Score	RPI	S	Opponent	Score	RPI	S	Opponent	Score	
4	N	Oregon St.	49 60	35	A	Oregon	70 73	77	A	Montana St.	64 80	115 H North Dakota 74 61
9	A	Washington	53 105	49	N	UNI	74 76	77	H	Montana St.	61 66	121 H Northern Colo. 67 71
								89	N	UNLV	61 73	138 A Eastern Wash. 57 67
								96	A	Wyoming	74 71	138 H Eastern Wash. 78 51
												169 A Idaho St. 69 80
												169 H Idaho St. 60 67
												214 A Seattle U 68 64
												223 A Portland St. 72 66
												238 A Weber St. 82 77
												238 H Weber St. 95 77
												247 A Grand Canyon 60 64
												284 A Sacramento St. 72 58
												288 A Southern Utah 85 68
												288 H Southern Utah 76 61
												288 N Southern Utah 83 68
												295 A Northern Ariz. 91 80
												295 H Northern Ariz. 61 76
												325 A Montana 86 59
												325 H Montana 75 50
												346 A Cal St. Fullerton 88 86
LAST 12 Division I GAMES:												
288	N	Southern Utah	83 68	115	H	North Dakota	74 61					
288	H	Southern Utah	76 61	121	H	Northern Colo.	67 71					
295	H	Northern Ariz.	61 76	284	A	Sacramento St.	72 58					
238	A	Weber St.	82 77	223	A	Portland St.	72 66					
169	A	Idaho St.	69 80	325	H	Montana	75 50					
138	H	Eastern Wash.	78 51	77	H	Montana St.	61 66					

Non-Div I Games: Lewis-Clark St. 85 49 Central Wash. 79 45

Idaho

Loss, Non-Conf, S Site, H Home A Away N Neutral

Average RPI Win: 245		WON-LOST	WINNING	LAST 10	STRENGTH OF	OPP. STRENGTH	TEAM	ADJ.	CONF.	ADJ CONF.
Average RPI Loss: 136		RECORD	PCT. RANK	GAMES	SCHEDULE	OF SCHEDULE	RPI	RPI	RPI	RPI
DIV. I ONLY		16- 13	141	6- 4	256	188	169	169	20	20
DIV. I NON-CONF.		5- 5	165	0- 0	311	88	203	203	18	18
TOTALS		RPI 1-25	RPI 26-50	W-L RECORDS	RPI 51-100	RPI 101-150	RPI 150+			
16- 13	0- 1		0- 1	OVERALL	1- 1	3- 6	12- 4			
9- 3	0- 0		0- 0	HOME	1- 0	1- 3	7- 0			
5- 9	0- 0		0- 0	AWAY	0- 0	2- 1	3- 0			
2- 1	0- 0		0- 1	NEUTRAL	0- 0	0- 0	2- 0			
5- 5	0- 1		0- 1	NON-CONFERENCE	0- 0	0- 1	5- 2			
3- 0	0- 0		0- 0	HOME	0- 0	0- 0	3- 0			
1- 4	0- 1		0- 0	AWAY	0- 0	0- 1	1- 2			
1- 1	0- 0		0- 1	NEUTRAL	0- 0	0- 0	1- 0			
11- 8	0- 0		0- 0	CONFERENCE	1- 1	3- 5	7- 2			
6- 3	0- 0		0- 0	HOME	1- 0	1- 3	4- 0			
4- 5	0- 0		0- 0	AWAY	0- 1	2- 2	2- 2			
1- 0	0- 0		0- 0	NEUTRAL	0- 0	0- 0	1- 0			

RPI 1-25					
RPI	S	Opponent	Score		
4	A	Oregon St.	38	61	
RPI 26-50					
RPI	S	Opponent	Score		
42	N	James Madison	53	83	
RPI 51-100					
RPI	S	Opponent	Score		
77	A	Montana St.	67	73	
77	H	Montana St.	67	59	
RPI 101+					
RPI	S	Opponent	Score		
108	A	Colorado	56	85	
115	A	North Dakota	56	63	
115	H	North Dakota	62	65	
121	A	Northern Colo.	68	58	
121	H	Northern Colo.	62	77	
138	A	Eastern Wash.	41	58	
138	H	Eastern Wash.	58	61	
142	A	Idaho	67	60	
142	H	Idaho	80	69	
160	A	Santa Clara	78	82	
187	A	Utah St.	56	69	
212	A	Wisconsin	42	35	
223	H	Portland St.	53	47	
238	A	Weber St.	43	50	
238	H	Weber St.	57	52	
277	N	Davidson	70	58	
284	H	Sacramento St.	79	60	
288	A	Southern Utah	71	68	
295	A	Northern Ariz.	64	51	
308	H	Denver	65	64	
325	A	Montana	53	68	
325	H	Montana	61	43	
325	N	Montana	63	53	
326	H	UC Irvine	65	54	
334	H	Utah Valley	61	56	
Team's RPI: 169					

Non-Div I Games:	Montana Tech	77	55
------------------	--------------	----	----

Idaho St.

Loss, Non-Conf, S Site, H Home A Away N Neutral

Ill.-Chicago

Through Games Of March 7, 2017

Average RPI Win:	235	WON-LOST	WINNING	LAST 10	STRENGTH OF	OPP. STRENGTH	TEAM	ADJ.	CONF.	ADJ CONF.
Average RPI Loss:	170	RECORD	PCT. RANK	GAMES	SCHEDULE	OF SCHEDULE	RPI	RPI	RPI	RPI
DIV. I ONLY	4- 25	333	2- 8	161	234	321	321	18	18	
DIV. I NON-CONF.	1- 8	314	0- 0	139	179	293	293	21	21	
TOTALS	RPI 1-25	RPI 26-50	W-L RECORDS	RPI 51-100	RPI 101-150	RPI 150+				
4- 25	0- 0	0- 3	OVERALL	0- 4	1- 8	3- 10				
2- 11	0- 0	0- 1	HOME	0- 1	1- 3	1- 6				
1- 13	0- 0	0- 2	AWAY	0- 3	0- 4	1- 4				
1- 1	0- 0	0- 0	NEUTRAL	0- 0	0- 1	1- 0				
1- 8	0- 0	0- 1	NON-CONFERENCE	0- 4	0- 0	1- 3				
0- 4	0- 0	0- 0	HOME	0- 1	0- 0	0- 3				
1- 4	0- 0	0- 1	AWAY	0- 3	0- 0	1- 0				
0- 0	0- 0	0- 0	NEUTRAL	0- 0	0- 0	0- 0				
3- 17	0- 0	0- 2	CONFERENCE	0- 0	1- 8	2- 7				
2- 7	0- 0	0- 1	HOME	0- 0	1- 3	1- 3				
0- 9	0- 0	0- 1	AWAY	0- 0	0- 4	0- 4				
1- 1	0- 0	0- 0	NEUTRAL	0- 0	0- 1	1- 0				

RPI 1-25				RPI 26-50				RPI 51-100				RPI 101+				Team's RPI: 321
RPI	S	Opponent	Score	RPI	S	Opponent	Score	RPI	S	Opponent	Score	RPI	S	Opponent	Score	
				26	A	Green Bay	31 65	51	A	Virginia	39 76	139	A	Detroit Mercy	76 98	
				26	H	Green Bay	65 79	59	H	IUPUI	57 67	139	H	Detroit Mercy	63 62	
				39	A	Central Mich.	55 77	63	A	Toledo	51 79	141	A	Wright St.	51 62	
								69	A	Northwestern	44 88	141	H	Wright St.	54 73	
												141	N	Wright St.	52 79	
												146	A	Milwaukee	55 83	
												146	H	Milwaukee	65 88	
												150	A	Oakland	58 81	
												150	H	Oakland	50 78	
												184	A	Cleveland St.	59 77	
												184	H	Cleveland St.	59 63	
												213	A	Howard	70 63	
												232	H	Bradley	56 65	
												292	A	Valparaiso	63 72	
												292	H	Valparaiso	74 60	
												297	A	Northern Ky.	49 66	
												297	H	Northern Ky.	37 58	
												297	N	Northern Ky.	72 60	
												314	H	Illinois St.	52 59	
												316	H	Fort Wayne	55 61	
												319	A	Youngstown St.	54 70	
												319	H	Youngstown St.	59 65	
LAST 12 Division I GAMES:																
				141	N	Wright St.	52 79	141	A	Wright St.	51 62					
				297	N	Northern Ky.	72 60	297	A	Northern Ky.	49 66					
				292	A	Valparaiso	63 72	319	H	Youngstown St.	59 65					
				26	A	Green Bay	31 65	184	H	Cleveland St.	59 63					
				150	H	Oakland	50 78	292	H	Valparaiso	74 60					
				139	H	Detroit Mercy	63 62	297	H	Northern Ky.	37 58					

Non-Div I Games: Lake Forest 84 48 Robert Morris (IL) 106 58

Ill.-Chicago

Loss, Non-Conf, S Site, H Home A Away N Neutral

Illinois

Through Games Of March 7, 2017

Average RPI Win:	205	WON-LOST	WINNING	LAST 10	STRENGTH OF	OPP. STRENGTH	TEAM	ADJ.	CONF.	ADJ CONF.
Average RPI Loss:	78	RECORD	PCT. RANK	GAMES	SCHEDULE	OF SCHEDULE	RPI	RPI	RPI	RPI
DIV. I ONLY	9- 22	284	1- 9	54	81	207	207	6	6	
DIV. I NON-CONF.	5- 8	218	0- 0	78	247	212	212	6	6	
TOTALS	RPI 1-25	RPI 26-50	W-L RECORDS	RPI 51-100	RPI 101-150	RPI 150+				
9- 22	0- 3	0- 4	OVERALL	1- 12	2- 0	6- 3				
8- 9	0- 1	0- 2	HOME	1- 4	2- 0	5- 2				
0- 12	0- 2	0- 2	AWAY	0- 7	0- 0	0- 1				
1- 1	0- 0	0- 0	NEUTRAL	0- 1	0- 0	1- 0				
5- 8	0- 0	0- 1	NON-CONFERENCE	0- 5	2- 0	3- 2				
5- 4	0- 0	0- 0	HOME	0- 2	2- 0	3- 2				
0- 4	0- 0	0- 1	AWAY	0- 3	0- 0	0- 0				
0- 0	0- 0	0- 0	NEUTRAL	0- 0	0- 0	0- 0				
4- 14	0- 3	0- 3	CONFERENCE	1- 7	0- 0	3- 1				
3- 5	0- 1	0- 2	HOME	1- 2	0- 0	2- 0				
0- 8	0- 2	0- 1	AWAY	0- 4	0- 0	0- 1				
1- 1	0- 0	0- 0	NEUTRAL	0- 1	0- 0	1- 0				

RPI S	Opponent	Score	RPI S	Opponent	Score	RPI S	Opponent	Score	RPI S	Opponent	Score	Team's RPI: 207
16	A Maryland	59 84	39	A Central Mich.	51 82	52	A George Washington	56 72	103	H FGCU	82 73	
16	H Maryland	49 94	43	A Michigan St.	47 71	54	H Purdue	64 72	141	H Wright St.	76 72	
25	A Ohio St.	64 88	47	H Michigan	70 86	54	N Purdue	58 72	165	H Memphis	54 64	
			50	H Indiana	60 74	61	A Iowa	58 78	197	H Nebraska	79 59	
						61	H Iowa	70 65	197	N Nebraska	79 70	
						65	A Ohio	68 80	212	A Wisconsin	55 59	
						69	A Northwestern	53 66	228	H Rutgers	78 41	
						71	A Minnesota	50 78	246	H Marshall	53 55	
						76	A South Dakota	68 77	285	H Ark.-Pine Bluff	70 58	
						84	A Penn St.	66 82	315	H USC Upstate	77 57	
						84	H Penn St.	62 80	316	H Fort Wayne	56 33	
						86	H Wake Forest	70 79				
						91	H Mercer	33 51				
LAST 12 Division I GAMES:												
54	N Purdue	58 72	16	A Maryland	59 84							
197	N Nebraska	79 70	54	H Purdue	64 72							
50	H Indiana	60 74	47	H Michigan	70 86							
212	A Wisconsin	55 59	84	A Penn St.	66 82							
69	A Northwestern	53 66	16	H Maryland	49 94							
84	H Penn St.	62 80	25	A Ohio St.	64 88							

Non-Div I Games:

Illinois

Loss, Non-Conf, S Site, H Home A Away N Neutral

Average RPI Win:	270	WON-LOST	WINNING	LAST 10	STRENGTH OF	OPP. STRENGTH	TEAM	ADJ.	CONF.	ADJ CONF.
Average RPI Loss:	151	RECORD	PCT. RANK	GAMES	SCHEDULE	OF SCHEDULE	RPI	RPI	RPI	RPI
DIV. I ONLY	7- 22	307	2- 8	238	172	314	314	16	16	
DIV. I NON-CONF.	3- 8	262	0- 0	245	190	301	301	14	14	
TOTALS	RPI 1-25	RPI 26-50	W-L RECORDS	RPI 51-100	RPI 101-150	RPI 150+				
7- 22	0- 0	0- 5	OVERALL	0- 2	0- 2	7- 13				
6- 9	0- 0	0- 2	HOME	0- 0	0- 2	6- 5				
1- 13	0- 0	0- 3	AWAY	0- 2	0- 0	1- 8				
0- 0	0- 0	0- 0	NEUTRAL	0- 0	0- 0	0- 0				
3- 8	0- 0	0- 1	NON-CONFERENCE	0- 2	0- 2	3- 3				
2- 4	0- 0	0- 0	HOME	0- 0	0- 2	2- 2				
1- 4	0- 0	0- 1	AWAY	0- 2	0- 0	1- 1				
0- 0	0- 0	0- 0	NEUTRAL	0- 0	0- 0	0- 0				
4- 14	0- 0	0- 4	CONFERENCE	0- 0	0- 0	4- 10				
4- 5	0- 0	0- 2	HOME	0- 0	0- 0	4- 3				
0- 9	0- 0	0- 2	AWAY	0- 0	0- 0	0- 7				
0- 0	0- 0	0- 0	NEUTRAL	0- 0	0- 0	0- 0				

RPI 1-25				RPI 26-50				RPI 51-100				RPI 101+				Team's RPI: 314	
RPI	S	Opponent	Score	RPI	S	Opponent	Score	RPI	S	Opponent	Score	RPI	S	Opponent	Score		
				28	A	Drake	49 101	60	A	Western Ill.	50 80	134	H	Yale	45 59		
				28	H	Drake	36 87	90	A	Northern Ill.	66 108	146	H	Milwaukee	60 68		
				34	A	Arizona St.	40 76					153	A	Missouri St.	60 65		
				49	A	UNI	51 82					153	H	Missouri St.	44 77		
				49	H	UNI	40 78					168	A	Southern Ill.	48 57		
												168	H	Southern Ill.	56 63		
												182	A	Wichita St.	45 67		
												182	H	Wichita St.	54 50		
												192	H	George Mason	46 72		
												206	A	SIUE	80 92		
												212	H	Wisconsin	46 64		
												232	A	Bradley	59 70		
												232	H	Bradley	71 63		
												235	A	Indiana St.	49 63		
												235	H	Indiana St.	47 65		
												241	A	Evansville	56 60		
												241	H	Evansville	71 58		
												292	H	Valparaiso	77 56		
												301	H	Eastern Ill.	60 49		
												321	A	Ill.-Chicago	59 52		
												323	A	Loyola Chicago	61 64		
												323	H	Loyola Chicago	63 51		
LAST 12 Division I GAMES:																	
				232	A	Bradley	59 70	28	A	Drake	49 101						
				241	A	Evansville	56 60	323	H	Loyola Chicago	63 51						
				168	A	Southern Ill.	48 57	235	H	Indiana St.	47 65						
				153	H	Missouri St.	44 77	168	H	Southern Ill.	56 63						
				182	H	Wichita St.	54 50	241	H	Evansville	71 58						
				49	A	UNI	51 82	182	A	Wichita St.	45 67						

Non-Div I Games:

Illinois St.

Incarnate Word

Through Games Of March 7, 2017

Average RPI Win:	313	WON-LOST	WINNING	LAST 10	STRENGTH OF	OPP. STRENGTH	TEAM	ADJ.	CONF.	ADJ CONF.
Average RPI Loss:	205	RECORD	PCT. RANK	GAMES	SCHEDULE	OF SCHEDULE	RPI	RPI	RPI	RPI
DIV. I ONLY	7- 20	302	4- 6	338	281	332	332	27	27	
DIV. I NON-CONF.	0- 9	335	0- 0	328	232	349	349	27	27	
TOTALS	RPI 1-25	RPI 26-50	W-L RECORDS	RPI 51-100	RPI 101-150	RPI 150+				
7- 20	0- 0	0- 0	OVERALL	0- 2	0- 3	7- 15				
5- 6	0- 0	0- 0	HOME	0- 1	0- 1	5- 4				
2- 12	0- 0	0- 0	AWAY	0- 0	0- 0	2- 0				
0- 2	0- 0	0- 0	NEUTRAL	0- 0	0- 0	0- 2				
0- 9	0- 0	0- 0	NON-CONFERENCE	0- 0	0- 0	0- 9				
0- 2	0- 0	0- 0	HOME	0- 0	0- 0	0- 2				
0- 5	0- 0	0- 0	AWAY	0- 0	0- 0	0- 5				
0- 2	0- 0	0- 0	NEUTRAL	0- 0	0- 0	0- 2				
7- 11	0- 0	0- 0	CONFERENCE	0- 2	0- 3	7- 6				
5- 4	0- 0	0- 0	HOME	0- 1	0- 1	5- 2				
2- 7	0- 0	0- 0	AWAY	0- 1	0- 2	2- 4				
0- 0	0- 0	0- 0	NEUTRAL	0- 0	0- 0	0- 0				

RPI S	Opponent	Score	RPI S	Opponent	Score	RPI S	Opponent	Score	RPI S	Opponent	Score	Team's RPI: 332
						97	A Central Ark.	50 63	107	A Abilene Christian	45 68	
						99	H SFA	75 94	107	H Abilene Christian	66 75	
									131	A Lamar University	54 83	
									161	H Rice	43 60	
									162	A Texas St.	50 67	
									164	A TCU	40 88	
									182	A Wichita St.	63 73	
									187	N Utah St.	46 79	
									194	A North Texas	61 84	
									219	A New Orleans	58 84	
									219	H New Orleans	67 71	
									264	N Murray St.	68 72	
									280	H Eastern Mich.	47 66	
									283	A A&M-Corpus Christi	65 68	
									283	H A&M-Corpus Christi	63 56	
									286	A McNeese	61 78	
									287	A Nicholls St.	78 52	
									287	H Nicholls St.	69 63	
									293	H Northwestern St.	74 76	
									325	A Montana	56 61	
									328	A Southeastern La.	85 76	
									328	H Southeastern La.	96 56	
									338	A Houston Baptist	51 68	
									338	H Houston Baptist	69 54	
									340	H Sam Houston St.	82 55	
LAST 12 Division I GAMES:												
283	A	A&M-Corpus Christi	65	68	219	A	New Orleans	58	84			
107	A	Abilene Christian	45	68	338	H	Houston Baptist	69	54			
287	H	Nicholls St.	69	63	97	A	Central Ark.	50	63			
340	H	Sam Houston St.	82	55	107	H	Abilene Christian	66	75			
283	H	A&M-Corpus Christi	63	56	99	H	SFA	75	94			
286	A	McNeese	61	78	328	H	Southeastern La.	96	56			

Non-Div I Games: LSU-Alexandria 106 79 Tex. A&M-Kingsville 79 66

Incarnate Word

Loss, Non-Conf, S Site, H Home A Away N Neutral

Indiana

Through Games Of March 7, 2017

Average RPI Win:	157	WON-LOST	WINNING	LAST 10	STRENGTH OF	OPP. STRENGTH	TEAM	ADJ.	CONF.	ADJ CONF.
Average RPI Loss:	58	RECORD	PCT. RANK	GAMES	SCHEDULE	OF SCHEDULE	RPI	RPI	RPI	RPI
DIV. I ONLY	20- 10	86	6- 4	80	72	50	50	6	6	
DIV. I NON-CONF.	10- 3	54	0- 0	213	94	67	67	6	6	
TOTALS	RPI 1-25	RPI 26-50	W-L RECORDS	RPI 51-100	RPI 101-150	RPI 150+				
20- 10	0- 2	1- 5	OVERALL	8- 2	2- 0	9- 1				
12- 2	0- 2	1- 0	HOME	5- 0	2- 0	4- 0				
6- 7	0- 0	0- 5	AWAY	2- 1	0- 0	4- 1				
2- 1	0- 0	0- 0	NEUTRAL	1- 1	0- 0	1- 0				
10- 3	0- 0	0- 3	NON-CONFERENCE	2- 0	2- 0	6- 0				
6- 0	0- 0	0- 0	HOME	0- 0	2- 0	4- 0				
2- 3	0- 0	0- 3	AWAY	1- 0	0- 0	1- 0				
2- 0	0- 0	0- 0	NEUTRAL	1- 0	0- 0	1- 0				
10- 7	0- 2	1- 2	CONFERENCE	6- 2	0- 0	3- 1				
6- 2	0- 2	1- 0	HOME	5- 0	0- 0	0- 0				
4- 4	0- 0	0- 2	AWAY	1- 1	0- 0	3- 1				
0- 1	0- 0	0- 0	NEUTRAL	0- 1	0- 0	0- 0				

RPI S	Opponent	Score	RPI S	Opponent	Score	Team's RPI: 50	RPI S	Opponent	Score	RPI S	Opponent	Score
16	H Maryland	56 92	38	A North Carolina St.	70 84		54	H Purdue	74 60	110	H Vanderbilt	94 61
25	H Ohio St.	82 92	40	A Western Ky.	74 85		54	N Purdue	60 66	150	H Oakland	84 59
			43	A Michigan St.	60 69		61	H Iowa	80 77	194	A North Texas	94 64
			46	A Auburn	67 71		66	A Chattanooga	79 76	197	A Nebraska	64 67
			47	A Michigan	74 78		69	A Northwestern	67 80	207	A Illinois	74 60
			47	H Michigan	72 61		69	H Northwestern	66 38	212	A Wisconsin	78 54
							71	H Minnesota	78 62	228	A Rutgers	63 52
							82	N Florida	102 88	230	H Presbyterian	71 37
							84	A Penn St.	89 70	261	N Stony Brook	74 60
							84	H Penn St.	72 66	292	H Valparaiso	87 58
										297	H Northern Ky.	100 49
										344	H UMass Lowell	79 45
LAST 12 Division I GAMES:												
54	N Purdue	60 66	228	A Rutgers	63 52							
207	A Illinois	74 60	16	H Maryland	56 92							
61	H Iowa	80 77	43	A Michigan St.	60 69							
197	A Nebraska	64 67	212	A Wisconsin	78 54							
47	H Michigan	72 61	84	H Penn St.	72 66							
69	H Northwestern	66 38	54	H Purdue	74 60							

Non-Div I Games:

Indiana

■ Loss,
■ Non-Conf, S Site,
■ Home
■ Away
N Neutral

Indiana St.

Through Games Of March 7, 2017

Average RPI Win:	245	WON-LOST	WINNING	LAST 10	STRENGTH OF	OPP. STRENGTH	TEAM	ADJ.	CONF.	ADJ CONF.
Average RPI Loss:	149	RECORD	PCT. RANK	GAMES	SCHEDULE	OF SCHEDULE	RPI	RPI	RPI	RPI
DIV. I ONLY	12- 17	220	2- 8	290	149	235	235	16	16	
DIV. I NON-CONF.	6- 5	148	0- 0	305	131	176	176	14	14	
TOTALS	RPI 1-25	RPI 26-50	W-L RECORDS	RPI 51-100	RPI 101-150	RPI 150+				
12- 17	0- 1	0- 4	OVERALL	1- 1	1- 1	10- 10				
5- 7	0- 0	0- 2	HOME	0- 1	1- 0	4- 4				
7- 10	0- 1	0- 2	AWAY	1- 0	0- 1	6- 6				
0- 0	0- 0	0- 0	NEUTRAL	0- 0	0- 0	0- 0				
6- 5	0- 1	0- 0	NON-CONFERENCE	1- 1	1- 1	4- 2				
2- 1	0- 0	0- 0	HOME	0- 1	1- 0	1- 0				
4- 4	0- 1	0- 0	AWAY	1- 0	0- 1	3- 2				
0- 0	0- 0	0- 0	NEUTRAL	0- 0	0- 0	0- 0				
6- 12	0- 0	0- 4	CONFERENCE	0- 0	0- 0	6- 8				
3- 6	0- 0	0- 2	HOME	0- 0	0- 0	3- 4				
3- 6	0- 0	0- 2	AWAY	0- 0	0- 0	3- 4				
0- 0	0- 0	0- 0	NEUTRAL	0- 0	0- 0	0- 0				

RPI	S	Opponent	Score	RPI	S	Opponent	Score	RPI	S	Opponent	Score	RPI	S	Opponent	Score	Team's RPI: 235
23	A	Missouri	48 77	28	A	Drake	62 76	59	H	IUPUI	35 45	143	H	Tulsa	72 68	
				28	H	Drake	45 64	93	A	Saint Louis	70 67	148	A	Omaha	45 72	
				49	A	UNI	47 59					153	A	Missouri St.	63 73	
				49	H	UNI	59 61					153	H	Missouri St.	46 49	
												168	A	Southern Ill.	68 53	
												168	H	Southern Ill.	66 70	
												181	A	Cincinnati	63 55	
												182	A	Wichita St.	43 67	
												182	H	Wichita St.	42 56	
												232	A	Bradley	41 54	
												232	H	Bradley	58 51	
												241	A	Evansville	41 57	
												241	H	Evansville	44 52	
												245	A	Miami (OH)	62 54	
												259	A	Butler	48 66	
												297	H	Northern Ky.	58 38	
												301	A	Eastern Ill.	88 61	
												314	A	Illinois St.	65 47	
												314	H	Illinois St.	63 49	
												323	A	Loyola Chicago	48 38	
												323	H	Loyola Chicago	53 32	
												337	A	Fla. Atlantic	67 70	
LAST 12 Division I GAMES:																
241	H	Evansville	44 52	323	H	Loyola Chicago	53 32									
168	H	Southern Ill.	66 70	232	A	Bradley	41 54									
182	A	Wichita St.	43 67	314	A	Illinois St.	65 47									
153	A	Missouri St.	63 73	153	H	Missouri St.	46 49									
49	H	UNI	59 61	182	H	Wichita St.	42 56									
28	H	Drake	45 64	28	A	Drake	62 76									

Non-Div I Games:

Indiana St.

■ Loss,
 ■ Non-Conf,
 ■ S Site,
 ■ H Home
 ■ A Away
 N Neutral

Average RPI Win: 224	WON-LOST	WINNING	LAST 10	STRENGTH OF	OPP. STRENGTH	TEAM	ADJ.	CONF.	ADJ CONF.
Average RPI Loss: 137	RECORD	PCT. RANK	GAMES	SCHEDULE	OF SCHEDULE	RPI	RPI	RPI	RPI
DIV. I ONLY	18- 13	120	5- 5	188	200	147	147	19	19
DIV. I NON-CONF.	5- 4	143	0- 0	137	207	138	138	17	17
TOTALS	RPI 1-25	RPI 26-50	W-L RECORDS	RPI 51-100	RPI 101-150	RPI 150+			
18- 13	0- 0	1- 2	OVERALL	0- 1	3- 4	14- 6			
11- 4	0- 0	1- 0	HOME	0- 0	2- 2	8- 2			
7- 8	0- 0	0- 1	AWAY	0- 1	1- 2	6- 4			
0- 1	0- 0	0- 1	NEUTRAL	0- 0	0- 0	0- 0			
5- 4	0- 0	0- 0	NON-CONFERENCE	0- 1	3- 2	2- 1			
4- 1	0- 0	0- 0	HOME	0- 0	2- 1	2- 0			
1- 3	0- 0	0- 0	AWAY	0- 1	1- 1	0- 1			
0- 0	0- 0	0- 0	NEUTRAL	0- 0	0- 0	0- 0			
13- 9	0- 0	1- 2	CONFERENCE	0- 0	0- 2	12- 5			
7- 3	0- 0	1- 0	HOME	0- 0	0- 1	6- 2			
6- 5	0- 0	0- 1	AWAY	0- 0	0- 1	6- 3			
0- 1	0- 0	0- 1	NEUTRAL	0- 0	0- 0	0- 0			

RPI 1-25				RPI 26-50				RPI 51-100				RPI 101+				Team's RPI: 147	
RPI	S	Opponent	Score	RPI	S	Opponent	Score	RPI	S	Opponent	Score	RPI	S	Opponent	Score		
				32	A	Quinnipiac	45 53	84	A	Penn St.	67 80	106	A	Rider	65 85		
				32	H	Quinnipiac	58 44					106	H	Rider	36 52		
				32	N	Quinnipiac	59 64					111	H	Saint Joseph's	58 57		
												122	H	Fordham	55 46		
												125	H	Duquesne	58 61		
												136	A	Navy	68 73		
												144	A	VCU	59 57		
												163	A	Fairfield	59 68		
												163	H	Fairfield	65 55		
												177	A	Siena	53 57		
												177	A	Siena	67 47		
												177	H	Siena	46 58		
												194	A	North Texas	55 66		
												217	A	Monmouth	65 75		
												217	H	Monmouth	60 54		
												234	A	Marist	48 37		
												234	H	Marist	62 68		
												253	A	Canisius	58 45		
												253	H	Canisius	55 52		
												261	H	Stony Brook	57 46		
												265	A	Niagara	65 55		
												265	H	Niagara	68 61		
												278	A	Manhattan	76 62		
												278	H	Manhattan	70 53		
												324	H	St. Francis Brooklyn	62 46		
												327	A	Saint Peter's	66 58		
LAST 12 Division I GAMES:																	
				32	N	Quinnipiac	59 64	217	A	Monmouth	65 75						
				177	A	Siena	67 47	106	H	Rider	36 52						
				177	A	Siena	53 57	253	A	Canisius	58 45						
				327	H	Saint Peter's	51 50	265	A	Niagara	65 55						
				163	H	Fairfield	65 55	32	H	Quinnipiac	58 44						
				32	A	Quinnipiac	45 53	234	A	Marist	48 37						

Non-Div I Games:

Iona

I
o
n
a

RPI S Opponent Iona Score

Through Games Of March 7, 2017

RPI	S	Opponent	Score
327	H	Saint Peter's	51 50

I
o
n
a

Iona

Average RPI Win:	143	WON-LOST	WINNING	LAST 10	STRENGTH OF	OPP. STRENGTH	TEAM	ADJ.	CONF.	ADJ CONF.
Average RPI Loss:	50	RECORD	PCT. RANK	GAMES	SCHEDULE	OF SCHEDULE	RPI	RPI	RPI	RPI
DIV. I ONLY	17- 13	129	4- 6	23	68	61	61	6	6	
DIV. I NON-CONF.	9- 4	85	0- 0	3	68	24	24	6	6	
TOTALS	RPI 1-25	RPI 26-50	W-L RECORDS	RPI 51-100	RPI 101-150	RPI 150+				
17- 13	0- 5	3- 4	OVERALL	4- 3	1- 0	9- 1				
14- 3	0- 2	2- 1	HOME	4- 0	0- 0	8- 0				
2- 8	0- 2	0- 3	AWAY	0- 2	1- 0	1- 1				
1- 2	0- 1	1- 0	NEUTRAL	0- 1	0- 0	0- 0				
9- 4	0- 2	2- 2	NON-CONFERENCE	2- 0	1- 0	4- 0				
7- 2	0- 1	1- 1	HOME	2- 0	0- 0	4- 0				
1- 1	0- 0	0- 1	AWAY	0- 0	1- 0	0- 0				
1- 1	0- 1	1- 0	NEUTRAL	0- 0	0- 0	0- 0				
8- 9	0- 3	1- 2	CONFERENCE	2- 3	0- 0	5- 1				
7- 1	0- 1	1- 0	HOME	2- 0	0- 0	4- 0				
1- 7	0- 2	0- 2	AWAY	0- 2	0- 0	1- 1				
0- 1	0- 0	0- 0	NEUTRAL	0- 1	0- 0	0- 0				

RPI	S	Opponent	Score	RPI	S	Opponent	Score	RPI	S	Opponent	Score	RPI	S	Opponent	Score
2	H	Notre Dame	58 73	28	A	Drake	76 81	54	A	Purdue	52 72	115	A	North Dakota	75 60
10	N	UCLA	65 78	37	H	South Dakota St.	64 66	57	H	Iowa St.	88 76	158	H	Oral Roberts	96 76
16	A	Maryland	81 100	42	N	James Madison	90 75	69	H	Northwestern	78 59	166	H	Hampton	84 51
16	H	Maryland	82 98	43	H	Michigan St.	87 83	69	N	Northwestern	73 78	191	H	Robert Morris	81 60
25	A	Ohio St.	81 88	47	A	Michigan	70 72	71	H	Minnesota	80 65	197	H	Nebraska	75 72
				49	H	UNI	88 39	84	A	Penn St.	58 71	207	A	Illinois	65 70
				50	A	Indiana	77 80	92	H	Kent St.	83 48	207	H	Illinois	78 58
												212	H	Wisconsin	71 60
												228	A	Rutgers	71 59
												228	H	Rutgers	71 57
												309	H	Massachusetts	71 30
LAST 12 Division I GAMES:															
		69 N Northwestern	73 78			43 H Michigan St.	87 83								
		212 H Wisconsin	71 60			47 A Michigan	70 72								
		50 A Indiana	77 80			228 H Rutgers	71 57								
		54 A Purdue	52 72			16 A Maryland	81 100								
		69 H Northwestern	78 59			71 H Minnesota	80 65								
		25 A Ohio St.	81 88			228 A Rutgers	71 59								

Non-Div I Games:

Iowa

■ Loss,
 ■ Non-Conf,
 ■ S Site,
 ■ H Home
 ■ A Away
 N Neutral

Average RPI Win: 145		WON-LOST	WINNING	LAST 10	STRENGTH OF	OPP. STRENGTH	TEAM	ADJ.	CONF.	ADJ CONF.
Average RPI Loss: 43		RECORD	PCT. RANK	GAMES	SCHEDULE	OF SCHEDULE	RPI	RPI	RPI	RPI
DIV. I ONLY		18- 12	113	7- 3	37	39	57	57	4	4
DIV. I NON-CONF.		9- 2	37	0- 0	92	231	61	61	3	3
TOTALS		RPI 1-25	RPI 26-50		W-L RECORDS		RPI 51-100	RPI 101-150	RPI 150+	
18- 12	2- 8	4- 0		OVERALL		2- 2	1- 1	9- 1		
15- 4	1- 4	3- 0		HOME		2- 0	1- 0	8- 0		
3- 7	1- 3	1- 0		AWAY		0- 2	0- 1	1- 1		
0- 1	0- 1	0- 0		NEUTRAL		0- 0	0- 0	0- 0		
9- 2	0- 1	2- 0		NON-CONFERENCE		1- 1	0- 0	6- 0		
9- 1	0- 1	2- 0		HOME		1- 0	0- 0	6- 0		
0- 1	0- 0	0- 0		AWAY		0- 1	0- 0	0- 0		
0- 0	0- 0	0- 0		NEUTRAL		0- 0	0- 0	0- 0		
9- 10	2- 7	2- 0		CONFERENCE		1- 1	1- 1	3- 1		
6- 3	1- 3	1- 0		HOME		1- 0	1- 0	2- 0		
3- 6	1- 3	1- 0		AWAY		0- 1	0- 1	1- 1		
0- 1	0- 1	0- 0		NEUTRAL		0- 0	0- 0	0- 0		

RPI S	Opponent	Score	RPI S	Opponent	Score	RPI S	Opponent	Score	RPI S	Opponent	Score
5	H Mississippi St.	81 85	28	H Drake	75 67	61	A Iowa	76 88	104	A Texas Tech	66 75
7	A Baylor	42 68	41	A West Virginia	80 55	80	A Oklahoma St.	59 71	104	H Texas Tech	79 68
7	H Baylor	52 83	41	H West Virginia	68 53	80	H Oklahoma St.	61 48	164	A TCU	75 80
13	A Texas	70 66	49	H UNI	76 68	90	H Northern Ill.	97 89	164	H TCU	72 69
13	H Texas	68 75							186	A Kansas	90 75
19	A Oklahoma	63 78							186	H Kansas	87 58
19	H Oklahoma	57 67							193	H Sacred Heart	76 56
21	A Kansas St.	68 80							219	H New Orleans	100 63
21	H Kansas St.	75 69							231	H UC Santa Barbara	77 60
21	N Kansas St.	67 74							296	H Savannah St.	74 51
									318	H Arkansas St.	105 53
									347	H Delaware St.	88 57
LAST 12 Division I GAMES:											
21	N Kansas St.	67 74	21	A Kansas St.	68 80						
80	H Oklahoma St.	61 48	41	A West Virginia	80 55						
13	A Texas	70 66	7	H Baylor	52 83						
186	A Kansas	90 75	164	H TCU	72 69						
41	H West Virginia	68 53	19	A Oklahoma	63 78						
104	H Texas Tech	79 68	21	H Kansas St.	75 69						

Non-Div I Games:

Iowa St.

Average RPI Win:	292	WON-LOST	WINNING	LAST 10	STRENGTH OF	OPP. STRENGTH	TEAM	ADJ.	CONF.	ADJ CONF.
Average RPI Loss:	247	RECORD	PCT. RANK	GAMES	SCHEDULE	OF SCHEDULE	RPI	RPI	RPI	RPI
DIV. I ONLY	8- 16	264	5- 5	349	342	333	333	30	30	
DIV. I NON-CONF.	2- 4	230	0- 0	346	329	329	329	30	30	
TOTALS	RPI 1-25	RPI 26-50	W-L RECORDS	RPI 51-100	RPI 101-150	RPI 150+				
8- 16	0- 0	0- 0	OVERALL	0- 0	0- 1	8- 15				
4- 6	0- 0	0- 0	HOME	0- 0	0- 0	4- 6				
3- 10	0- 0	0- 0	AWAY	0- 0	0- 0	3- 3				
1- 0	0- 0	0- 0	NEUTRAL	0- 0	0- 0	1- 0				
2- 4	0- 0	0- 0	NON-CONFERENCE	0- 0	0- 1	2- 3				
1- 0	0- 0	0- 0	HOME	0- 0	0- 0	1- 0				
0- 4	0- 0	0- 0	AWAY	0- 0	0- 1	0- 3				
1- 0	0- 0	0- 0	NEUTRAL	0- 0	0- 0	1- 0				
6- 12	0- 0	0- 0	CONFERENCE	0- 0	0- 0	6- 12				
3- 6	0- 0	0- 0	HOME	0- 0	0- 0	3- 6				
3- 6	0- 0	0- 0	AWAY	0- 0	0- 0	3- 6				
0- 0	0- 0	0- 0	NEUTRAL	0- 0	0- 0	0- 0				

RPI 1-25			RPI 26-50			RPI 51-100			RPI 101+			Team's RPI: 333
RPI	S	Opponent	Score	RPI	S	Opponent	Score	RPI	S	Opponent	Score	
								118	A	Ole Miss	41	89
								185	A	Texas Southern	52	62
								185	H	Texas Southern	63	66
								208	A	Alabama St.	64	73
								208	H	Alabama St.	68	62
								209	A	Grambling	85	90
								209	H	Grambling	57	60
								221	A	Southern U.	61	80
								221	H	Southern U.	56	85
								242	N	Saint Francis (PA)	88	84
								267	A	Prairie View	63	73
								267	H	Prairie View	74	60
								285	A	Ark.-Pine Bluff	80	56
								285	H	Ark.-Pine Bluff	71	78
								287	A	Nicholls St.	76	83
								293	A	Northwestern St.	65	83
								305	A	Alcorn	51	74
								305	H	Alcorn	53	70
								310	A	Mississippi Val.	63	60
								310	H	Mississippi Val.	57	62
								328	H	Southeastern La.	83	66
								337	A	Fla. Atlantic	58	67
								349	A	Alabama A&M	64	54
								349	H	Alabama A&M	58	49
LAST 12 Division I GAMES:												
208	H	Alabama St.	68	62	267	H	Prairie View	74	60			
349	H	Alabama A&M	58	49	221	A	Southern U.	61	80			
285	A	Ark.-Pine Bluff	80	56	305	A	Alcorn	51	74			
310	A	Mississippi Val.	63	60	285	H	Ark.-Pine Bluff	71	78			
209	H	Grambling	57	60	310	H	Mississippi Val.	57	62			
185	H	Texas Southern	63	66	209	A	Grambling	85	90			

Non-Div I Games: Blue Mountain 86 54 LeMoyne-Owen 88 67 Lane 57 52 Fisk 93 54 Jackson St.

Jacksonville

Through Games Of March 7, 2017

Average RPI Win:	257	WON-LOST	WINNING	LAST 10	STRENGTH OF	OPP. STRENGTH	TEAM	ADJ.	CONF.	ADJ CONF.
Average RPI Loss:	72	RECORD	PCT. RANK	GAMES	SCHEDULE	OF SCHEDULE	RPI	RPI	RPI	RPI
DIV. I ONLY	20- 7	49	7- 3	249	201	94	94	25	25	
DIV. I NON-CONF.	8- 4	97	0- 0	123	115	68	68	24	24	
TOTALS	RPI 1-25	RPI 26-50	W-L RECORDS	RPI 51-100	RPI 101-150	RPI 150+				
20- 7	0- 1	0- 2	OVERALL	1- 2	2- 2	17- 0				
11- 1	0- 0	0- 0	HOME	0- 1	2- 0	9- 0				
7- 5	0- 1	0- 2	AWAY	0- 1	0- 1	7- 0				
2- 1	0- 0	0- 0	NEUTRAL	1- 0	0- 1	1- 0				
8- 4	0- 1	0- 2	NON-CONFERENCE	1- 0	1- 1	6- 0				
4- 0	0- 0	0- 0	HOME	0- 0	1- 0	3- 0				
2- 3	0- 1	0- 2	AWAY	0- 0	0- 0	2- 0				
2- 1	0- 0	0- 0	NEUTRAL	1- 0	0- 1	1- 0				
12- 3	0- 0	0- 0	CONFERENCE	0- 2	1- 1	11- 0				
7- 1	0- 0	0- 0	HOME	0- 1	1- 0	6- 0				
5- 2	0- 0	0- 0	AWAY	0- 1	0- 1	5- 0				
0- 0	0- 0	0- 0	NEUTRAL	0- 0	0- 0	0- 0				

RPI 1-25				RPI 26-50				RPI 51-100				Team's RPI: 94	RPI 101+			
RPI	S	Opponent	Score	RPI	S	Opponent	Score	RPI	S	Opponent	Score		RPI	S	Opponent	Score
12	A	Florida St.	47 90	30	A	South Fla.	52 64	73	N	UC Davis	61 54		103	A	FGCU	57 60
				46	A	Auburn	41 53	98	A	Stetson	47 57		103	H	FGCU	73 65
								98	H	Stetson	49 65		120	N	North Carolina	57 87
													123	H	Troy	77 70
													172	H	Bethune-Cookman	69 63
													240	N	Wofford	66 60
													243	H	South Ala.	62 55
													275	A	Kennesaw St.	74 62
													275	H	Kennesaw St.	72 48
													287	H	Nicholls St.	76 71
													294	A	North Florida	69 59
													294	H	North Florida	68 58
													296	A	Savannah St.	55 40
													298	A	Lipscomb	73 67
													298	H	Lipscomb	84 60
													298	H	Lipscomb	91 64
													307	A	FIU	71 56
													315	A	USC Upstate	65 47
													315	H	USC Upstate	59 46
													320	A	NJIT	75 56
													320	H	NJIT	75 59
LAST 12 Division I GAMES:																
				298	H	Lipscomb	91 64					98	A	Stetson	47 57	
				294	A	North Florida	69 59					103	H	FGCU	73 65	
				275	A	Kennesaw St.	74 62					98	H	Stetson	49 65	
				298	A	Lipscomb	73 67					103	A	FGCU	57 60	
				315	H	USC Upstate	59 46					298	H	Lipscomb	84 60	
				320	H	NJIT	75 59					275	H	Kennesaw St.	72 48	

Non-Div I Games: Thomas (GA) 100 43 Johnson & Wales (FI110 31 Fla. Memorial 76 51

Jacksonville

Loss, Non-Conf, S Site, H Home A Away N Neutral

Jacksonville St.

Through Games Of March 7, 2017

Average RPI Win:	271	WON-LOST	WINNING	LAST 10	STRENGTH OF	OPP. STRENGTH	TEAM	ADJ.	CONF.	ADJ CONF.
Average RPI Loss:	192	RECORD	PCT. RANK	GAMES	SCHEDULE	OF SCHEDULE	RPI	RPI	RPI	RPI
DIV. I ONLY	12- 15	207	5- 5	294	280	251	251	26	26	
DIV. I NON-CONF.	6- 5	148	0- 0	313	271	208	208	26	26	
TOTALS	RPI 1-25	RPI 26-50	W-L RECORDS	RPI 51-100	RPI 101-150	RPI 150+				
12- 15	0- 1	0- 0	OVERALL	0- 2	0- 2	12- 10				
7- 5	0- 0	0- 0	HOME	0- 1	0- 1	7- 3				
4- 10	0- 1	0- 0	AWAY	0- 1	0- 1	4- 7				
1- 0	0- 0	0- 0	NEUTRAL	0- 0	0- 0	1- 0				
6- 5	0- 1	0- 0	NON-CONFERENCE	0- 0	0- 2	6- 2				
2- 2	0- 0	0- 0	HOME	0- 0	0- 1	2- 1				
3- 3	0- 1	0- 0	AWAY	0- 0	0- 1	3- 1				
1- 0	0- 0	0- 0	NEUTRAL	0- 0	0- 0	1- 0				
6- 10	0- 0	0- 0	CONFERENCE	0- 2	0- 0	6- 8				
5- 3	0- 0	0- 0	HOME	0- 1	0- 0	5- 2				
1- 7	0- 0	0- 0	AWAY	0- 1	0- 0	1- 6				
0- 0	0- 0	0- 0	NEUTRAL	0- 0	0- 0	0- 0				

RPI	S	Opponent	Score	RPI	S	Opponent	Score	RPI	S	Opponent	Score	RPI	S	Opponent	Score	Team's RPI: 251
12	A	Florida St.	62 73					56	A	Belmont	52 61	112	H	Clemson	63 69	
								56	H	Belmont	53 54	118	A	Ole Miss	50 68	
												179	A	Morehead St.	82 85	
												179	H	Morehead St.	69 68	
												206	A	SIUE	62 69	
												218	A	UT Martin	83 94	
												219	H	New Orleans	79 81	
												249	H	Ga. Southern	67 55	
												252	A	Tennessee St.	51 64	
												252	H	Tennessee St.	69 56	
												263	H	Austin Peay	65 45	
												264	H	Murray St.	64 71	
												268	H	Southeast Mo. St.	58 65	
												270	A	Eastern Ky.	54 49	
												270	H	Eastern Ky.	71 61	
												275	A	Kennesaw St.	65 59	
												281	A	Tennessee Tech	54 56	
												281	H	Tennessee Tech	57 44	
												287	H	Nicholls St.	75 52	
												296	A	Savannah St.	64 57	
												301	A	Eastern Ill.	67 71	
												305	A	Alcorn	70 66	
												329	N	Florida A&M	66 54	
												337	A	Fla. Atlantic	55 63	
LAST 12 Division I GAMES:																
179	A	Morehead St.	82 85	268	H	Southeast Mo. St.	58 65	179	H	Morehead St.	69 68	270	A	Eastern Ky.	54 49	
270	H	Eastern Ky.	71 61	270	A	Eastern Ky.	54 49	252	A	Tennessee St.	51 64	56	A	Belmont	52 61	
281	H	Tennessee Tech	57 44	56	H	Belmont	53 54	281	A	Tennessee Tech	54 56	206	A	SIUE	62 69	

Non-Div I Games: Brewton Parker 89 26

Jacksonville St.

Loss, Non-Conf, S Site, H Home A Away N Neutral

Average RPI Win:	157	WON-LOST	WINNING	LAST 10	STRENGTH OF	OPP. STRENGTH	TEAM	ADJ.	CONF.	ADJ CONF.
Average RPI Loss:	99	RECORD	PCT. RANK	GAMES	SCHEDULE	OF SCHEDULE	RPI	RPI	RPI	RPI
DIV. I ONLY	22- 7	37	9- 1	96	84	42	42	9	9	
DIV. I NON-CONF.	7- 4	114	0- 0	126	19	79	79	8	8	
TOTALS	RPI 1-25	RPI 26-50	W-L RECORDS	RPI 51-100	RPI 101-150	RPI 150+				
22- 7	0- 2	2- 0	OVERALL	3- 2	4- 1	13- 2				
10- 3	0- 1	1- 0	HOME	2- 0	1- 1	6- 1				
11- 3	0- 1	1- 0	AWAY	1- 1	3- 0	6- 1				
1- 1	0- 0	0- 0	NEUTRAL	0- 1	0- 0	1- 0				
7- 4	0- 2	0- 0	NON-CONFERENCE	1- 2	1- 0	5- 0				
3- 1	0- 1	0- 0	HOME	1- 0	0- 0	2- 0				
3- 2	0- 1	0- 0	AWAY	0- 1	1- 0	2- 0				
1- 1	0- 0	0- 0	NEUTRAL	0- 1	0- 0	1- 0				
15- 3	0- 0	2- 0	CONFERENCE	2- 0	3- 1	8- 2				
7- 2	0- 0	1- 0	HOME	1- 0	1- 1	4- 1				
8- 1	0- 0	1- 0	AWAY	1- 0	2- 0	4- 1				
0- 0	0- 0	0- 0	NEUTRAL	0- 0	0- 0	0- 0				

RPI 1-25				RPI 26-50				Team's RPI: 42		RPI 51-100				RPI 101+			
RPI	S	Opponent	Score	RPI	S	Opponent	Score			RPI	S	Opponent	Score	RPI	S	Opponent	Score
12	A	Florida St.	64 84	29	A	Elon	76 70			61	N	Iowa	75 90	111	A	Saint Joseph's	85 72
20	H	Tennessee	69 81	29	H	Elon	61 54			70	A	St. John's (NY)	63 74	129	A	William & Mary	79 64
										79	A	Drexel	74 64	129	H	William & Mary	53 62
										79	H	Drexel	54 47	135	A	Delaware	66 51
										86	H	Wake Forest	83 76	135	H	Delaware	77 42
														151	A	Northeastern	67 49
														151	H	Northeastern	74 54
														166	H	Hampton	71 50
														169	N	Idaho St.	83 53
														188	A	Hofstra	61 50
														188	H	Hofstra	93 57
														201	A	Towson	51 54
														201	H	Towson	55 60
														203	A	Col. of Charleston	84 78
														203	H	Col. of Charleston	74 60
														224	A	UNCW	70 59
														224	H	UNCW	73 51
														227	A	Liberty	62 48
														228	A	Rutgers	82 76
														324	H	St. Francis Brooklyn	83 57
LAST 12 Division I GAMES:																	
				203	H	Col. of Charleston	74 60			135	H	Delaware	77 42				
				129	H	William & Mary	53 62			151	A	Northeastern	67 49				
				79	A	Drexel	74 64			188	A	Hofstra	61 50				
				203	A	Col. of Charleston	84 78			129	A	William & Mary	79 64				
				224	A	UNCW	70 59			79	H	Drexel	54 47				
				29	H	Elon	61 54			201	H	Towson	55 60				

Non-Div I Games:

James Madison

Average RPI Win:	155	WON-LOST	WINNING	LAST 10	STRENGTH OF	OPP. STRENGTH	TEAM	ADJ.	CONF.	ADJ CONF.
Average RPI Loss:	62	RECORD	PCT. RANK	GAMES	SCHEDULE	OF SCHEDULE	RPI	RPI	RPI	RPI
DIV. I ONLY	8- 22	296	2- 8	35	26	186	186	4	4	
DIV. I NON-CONF.	6- 5	148	0- 0	91	117	146	146	3	3	
TOTALS	RPI 1-25	RPI 26-50	W-L RECORDS	RPI 51-100	RPI 101-150	RPI 150+				
8- 22	0- 9	0- 3	OVERALL	1- 5	3- 2	4- 3				
7- 10	0- 4	0- 2	HOME	1- 2	3- 0	3- 2				
1- 11	0- 5	0- 1	AWAY	0- 2	0- 2	1- 1				
0- 1	0- 0	0- 0	NEUTRAL	0- 1	0- 0	0- 0				
6- 5	0- 1	0- 1	NON-CONFERENCE	0- 1	2- 1	4- 1				
5- 3	0- 0	0- 1	HOME	0- 1	2- 0	3- 1				
1- 2	0- 1	0- 0	AWAY	0- 0	0- 1	1- 0				
0- 0	0- 0	0- 0	NEUTRAL	0- 0	0- 0	0- 0				
2- 17	0- 8	0- 2	CONFERENCE	1- 4	1- 1	0- 2				
2- 7	0- 4	0- 1	HOME	1- 1	1- 0	0- 1				
0- 9	0- 4	0- 1	AWAY	0- 2	0- 1	0- 1				
0- 1	0- 0	0- 0	NEUTRAL	0- 1	0- 0	0- 0				

RPI	S	Opponent	Score	RPI	S	Opponent	Score	RPI	S	Opponent	Score	RPI	S	Opponent	Score	Team's RPI: 186
7	A	Baylor	43 90	41	A	West Virginia	54 73	57	A	Iowa St.	58 87	104	A	Texas Tech	60 75	
7	H	Baylor	43 92	41	H	West Virginia	51 62	57	H	Iowa St.	75 90	104	H	Texas Tech	66 60	
13	A	Texas	42 75	44	H	Harvard	59 69	80	A	Oklahoma St.	70 74	115	H	North Dakota	76 71	
13	H	Texas	54 66					80	H	Oklahoma St.	67 49	132	A	Alabama	65 71	
19	A	Oklahoma	52 89					80	N	Oklahoma St.	75 79	133	H	Arizona	75 51	
19	H	Oklahoma	54 84					100	H	SMU	63 75	153	H	Missouri St.	64 87	
21	A	Kansas St.	60 73									158	H	Oral Roberts	64 56	
21	H	Kansas St.	54 61									164	A	TCU	68 83	
24	A	Creighton	49 69									164	H	TCU	68 80	
												165	A	Memphis	68 58	
												180	H	UC Riverside	90 84	
												302	H	Rhode Island	72 36	
LAST 12 Division I GAMES:																
		80 N Oklahoma St.	75 79			80 H Oklahoma St.	67 49									
		41 A West Virginia	54 73			164 H TCU	68 80									
		21 H Kansas St.	54 61			19 A Oklahoma	52 89									
		57 H Iowa St.	75 90			104 H Texas Tech	66 60									
		104 A Texas Tech	60 75			80 A Oklahoma St.	70 74									
		13 A Texas	42 75			164 A TCU	68 83									

Non-Div I Games:

Kansas

■ Loss,
 ■ Non-Conf,
 ■ S Site,
 ■ H Home
 ■ A Away
 N Neutral

Average RPI Win:	119	WON-LOST	WINNING	LAST 10	STRENGTH OF	OPP. STRENGTH	TEAM	ADJ.	CONF.	ADJ CONF.
Average RPI Loss:	21	RECORD	PCT. RANK	GAMES	SCHEDULE	OF SCHEDULE	RPI	RPI	RPI	RPI
DIV. I ONLY	22- 10	79	6- 4	19	8	21	21	4	4	
DIV. I NON-CONF.	10- 2	32	0- 0	53	29	18	18	3	3	
TOTALS	RPI 1-25	RPI 26-50	W-L RECORDS	RPI 51-100	RPI 101-150	RPI 150+				
22- 10	1- 7	4- 2	OVERALL	5- 1	6- 0	6- 0				
13- 3	1- 3	2- 0	HOME	3- 0	4- 0	3- 0				
5- 6	0- 3	0- 2	AWAY	1- 1	2- 0	2- 0				
4- 1	0- 1	2- 0	NEUTRAL	1- 0	0- 0	1- 0				
10- 2	0- 1	3- 1	NON-CONFERENCE	1- 0	4- 0	2- 0				
6- 1	0- 1	1- 0	HOME	1- 0	3- 0	1- 0				
1- 1	0- 0	0- 1	AWAY	0- 0	1- 0	0- 0				
3- 0	0- 0	2- 0	NEUTRAL	0- 0	0- 0	1- 0				
12- 8	1- 6	1- 1	CONFERENCE	4- 1	2- 0	4- 0				
7- 2	1- 2	1- 0	HOME	2- 0	1- 0	2- 0				
4- 5	0- 3	0- 1	AWAY	1- 1	1- 0	2- 0				
1- 1	0- 1	0- 0	NEUTRAL	1- 0	0- 0	0- 0				

RPI 1-25				RPI 26-50				RPI 51-100				RPI 101+			
RPI	S	Opponent	Score	RPI	S	Opponent	Score	RPI	S	Opponent	Score	RPI	S	Opponent	Score
1	H	UConn	58 75	36	N	LSU	69 54	57	A	Iowa St.	69 75	104	A	Texas Tech	65 53
7	A	Baylor	57 87	38	N	North Carolina St.	67 50	57	H	Iowa St.	80 68	104	H	Texas Tech	68 54
7	H	Baylor	49 91	41	A	West Virginia	59 66	57	N	Iowa St.	74 67	116	H	Princeton	60 42
7	N	Baylor	71 88	41	H	West Virginia	86 71	80	A	Oklahoma St.	63 43	131	H	Lamar University	68 43
13	A	Texas	58 63	46	H	Auburn	71 66	80	H	Oklahoma St.	74 69	143	H	Tulsa	82 62
13	H	Texas	61 69	49	A	UNI	59 67	83	H	UT Arlington	62 49	148	A	Omaha	70 57
19	A	Oklahoma	80 85									164	A	TCU	68 65
19	H	Oklahoma	79 71									164	H	TCU	74 63
LAST 12 Division I GAMES:															
		7 N Baylor	71 88			41 A West Virginia	59 66								
		57 N Iowa St.	74 67			57 H Iowa St.	80 68								
		13 H Texas	61 69			13 A Texas	58 63								
		186 A Kansas	61 54			104 A Texas Tech	65 53								
		19 H Oklahoma	79 71			80 H Oklahoma St.	74 69								
		164 A TCU	68 65			7 H Baylor	49 91								

Non-Div I Games:

Kansas St.

Average RPI Win:	307	WON-LOST	WINNING	LAST 10	STRENGTH OF	OPP. STRENGTH	TEAM	ADJ.	CONF.	ADJ CONF.
Average RPI Loss:	152	RECORD	PCT. RANK	GAMES	SCHEDULE	OF SCHEDULE	RPI	RPI	RPI	RPI
DIV. I ONLY	10- 19	260	7- 3	226	264	275	275	25	25	
DIV. I NON-CONF.	1- 13	334	0- 0	214	257	338	338	24	24	
TOTALS	RPI 1-25	RPI 26-50	W-L RECORDS	RPI 51-100	RPI 101-150	RPI 150+				
10- 19	0- 1	0- 0	OVERALL	0- 7	0- 3	10- 8				
6- 8	0- 1	0- 0	HOME	0- 3	0- 1	6- 3				
4- 8	0- 0	0- 0	AWAY	0- 0	0- 0	4- 0				
0- 3	0- 0	0- 0	NEUTRAL	0- 0	0- 0	0- 3				
1- 13	0- 1	0- 0	NON-CONFERENCE	0- 3	0- 1	1- 8				
1- 5	0- 1	0- 0	HOME	0- 1	0- 0	1- 3				
0- 5	0- 0	0- 0	AWAY	0- 2	0- 1	0- 2				
0- 3	0- 0	0- 0	NEUTRAL	0- 0	0- 0	0- 3				
9- 6	0- 0	0- 0	CONFERENCE	0- 4	0- 2	9- 0				
5- 3	0- 0	0- 0	HOME	0- 2	0- 1	5- 0				
4- 3	0- 0	0- 0	AWAY	0- 2	0- 1	4- 0				
0- 0	0- 0	0- 0	NEUTRAL	0- 0	0- 0	0- 0				

RPI 1-25				RPI 26-50				RPI 51-100				RPI 101+ Team's RPI: 275			
RPI	S	Opponent	Score	RPI	S	Opponent	Score	RPI	S	Opponent	Score	RPI	S	Opponent	Score
18	H	Temple	38 79					58	H	Georgia Tech	49 86	103	A	FGCU	35 69
								85	A	Georgia	40 82	103	H	FGCU	56 75
								91	A	Mercer	46 61	110	A	Vanderbilt	54 86
								94	A	Jacksonville	48 72	179	H	Morehead St.	50 71
								94	H	Jacksonville	62 74	205	N	Xavier	52 75
								98	A	Stetson	43 60	223	N	Portland St.	61 71
								98	H	Stetson	56 65	240	H	Wofford	49 78
												251	H	Jacksonville St.	59 65
												262	A	Georgia St.	59 62
												263	A	Austin Peay	49 68
												294	A	North Florida	67 61
												294	H	North Florida	52 48
												296	H	Savannah St.	72 60
												298	A	Lipscomb	70 55
												298	H	Lipscomb	96 69
												315	A	USC Upstate	79 71
												315	H	USC Upstate	74 67
												318	N	Arkansas St.	67 70
												320	A	NJIT	66 56
												320	H	NJIT	62 60
												320	H	NJIT	75 64
LAST 12 Division I GAMES:															
320	H	NJIT	62 60	320	A	NJIT	66 56	315	H	USC Upstate	74 67				
298	H	Lipscomb	96 69	320	H	NJIT	75 64	315	A	USC Upstate	79 71				
94	H	Jacksonville	62 74	294	A	North Florida	67 61	94	A	Jacksonville	48 72				
294	H	North Florida	52 48												
98	A	Stetson	43 60												
103	A	FGCU	35 69												

Non-Div I Games:

Kennesaw St.

■ Loss,
■ Non-Conf,
■ S Site,
■ H Home
■ A Away
N Neutral

Average RPI Win:	204	WON-LOST	WINNING	LAST 10	STRENGTH OF	OPP. STRENGTH	TEAM	ADJ.	CONF.	ADJ CONF.
Average RPI Loss:	86	RECORD	PCT. RANK	GAMES	SCHEDULE	OF SCHEDULE	RPI	RPI	RPI	RPI
DIV. I ONLY	19- 11	104	9- 1	109	116	92	92	10	10	
DIV. I NON-CONF.	6- 6	165	0- 0	90	159	137	137	11	11	
TOTALS	RPI 1-25	RPI 26-50	W-L RECORDS	RPI 51-100	RPI 101-150	RPI 150+				
19- 11	0- 1	0- 2	OVERALL	3- 4	3- 3	13- 1				
11- 3	0- 0	0- 1	HOME	2- 1	1- 0	8- 1				
7- 6	0- 0	0- 0	AWAY	1- 3	1- 3	5- 0				
1- 2	0- 1	0- 1	NEUTRAL	0- 0	1- 0	0- 0				
6- 6	0- 1	0- 1	NON-CONFERENCE	0- 2	2- 1	4- 1				
4- 1	0- 0	0- 0	HOME	0- 0	0- 0	4- 1				
1- 3	0- 0	0- 0	AWAY	0- 2	1- 1	0- 0				
1- 2	0- 1	0- 1	NEUTRAL	0- 0	1- 0	0- 0				
13- 5	0- 0	0- 1	CONFERENCE	3- 2	1- 2	9- 0				
7- 2	0- 0	0- 1	HOME	2- 1	1- 0	4- 0				
6- 3	0- 0	0- 0	AWAY	1- 1	0- 2	5- 0				
0- 0	0- 0	0- 0	NEUTRAL	0- 0	0- 0	0- 0				

RPI S	Opponent	Score	RPI S	Opponent	Score	RPI S	Opponent	Team's RPI: 92	Score	RPI S	Opponent	Score
7 N	Baylor	42 84	39 H	Central Mich.	78 91	61 A	Iowa	48 83		101 A	Buffalo	62 77
			40 N	Western Ky.	73 79	63 H	Toledo	70 60		101 H	Buffalo	80 71
						65 A	Ohio	68 65		103 N	FGCU	77 64
						65 H	Ohio	83 77		117 A	Ball St.	47 71
						71 A	Minnesota	62 92		139 A	Detroit Mercy	52 73
						90 A	Northern Ill.	72 93		141 A	Wright St.	79 69
						90 H	Northern Ill.	97 98		171 A	Western Mich.	71 67
										191 H	Robert Morris	65 68
										232 H	Bradley	77 52
										236 A	Akron	72 58
										236 H	Akron	73 69
										245 A	Miami (OH)	78 51
										245 H	Miami (OH)	84 66
										254 A	Bowling Green	70 60
										254 H	Bowling Green	80 78
										270 H	Eastern Ky.	80 67
										280 A	Eastern Mich.	86 67
										280 H	Eastern Mich.	83 65
										316 H	Fort Wayne	66 55
										319 H	Youngstown St.	75 60
LAST 12 Division I GAMES:												
101 H	Buffalo	80 71	280 H	Eastern Mich.	83 65							
245 A	Miami (OH)	78 51	101 A	Buffalo	62 77							
236 H	Akron	73 69	245 H	Miami (OH)	84 66							
254 A	Bowling Green	70 60	254 H	Bowling Green	80 78							
65 H	Ohio	83 77	90 A	Northern Ill.	72 93							
236 A	Akron	72 58	63 H	Toledo	70 60							

Non-Div I Games:

Kent St.

■ Loss,
■ Non-Conf, S Site,
■ Home
■ Away
N Neutral

Average RPI Win:	94	WON-LOST	WINNING	LAST 10	STRENGTH OF	OPP. STRENGTH	TEAM	ADJ.	CONF.	ADJ CONF.
Average RPI Loss:	24	RECORD	PCT. RANK	GAMES	SCHEDULE	OF SCHEDULE	RPI	RPI	RPI	RPI
DIV. I ONLY	21- 10	82	6- 4	3	12	14	14	2	2	
DIV. I NON-CONF.	9- 4	85	0- 0	5	26	17	17	2	2	
TOTALS	RPI 1-25	RPI 26-50	W-L RECORDS	RPI 51-100	RPI 101-150	RPI 150+				
21- 10	4- 8	2- 1	OVERALL	5- 0	7- 1	3- 0				
15- 3	4- 2	0- 1	HOME	4- 0	5- 0	2- 0				
5- 6	0- 5	2- 0	AWAY	1- 0	1- 1	1- 0				
1- 1	0- 1	0- 0	NEUTRAL	0- 0	1- 0	0- 0				
9- 4	2- 2	0- 1	NON-CONFERENCE	2- 0	3- 1	2- 0				
9- 1	2- 0	0- 1	HOME	2- 0	3- 0	2- 0				
0- 3	0- 2	0- 0	AWAY	0- 0	0- 1	0- 0				
0- 0	0- 0	0- 0	NEUTRAL	0- 0	0- 0	0- 0				
12- 6	2- 6	2- 0	CONFERENCE	3- 0	4- 0	1- 0				
6- 2	2- 2	0- 0	HOME	2- 0	2- 0	0- 0				
5- 3	0- 3	2- 0	AWAY	1- 0	1- 0	1- 0				
1- 1	0- 1	0- 0	NEUTRAL	0- 0	1- 0	0- 0				

RPI	S	Opponent	Score	RPI	S	Opponent	Score	RPI	S	Opponent	Score	RPI	S	Opponent	Score
3	A	South Carolina	87 95	34	H	Arizona St.	71 73	75	H	New Hampshire	92 43	102	H	Washington St.	69 67
3	H	South Carolina	63 75	36	A	LSU	55 42	81	H	Middle Tenn.	61 48	108	A	Colorado	69 79
3	N	South Carolina	77 89	46	A	Auburn	64 60	82	H	Florida	67 48	110	H	Vanderbilt	71 63
5	H	Mississippi St.	78 75					85	A	Georgia	66 56	113	H	Albany (NY)	70 46
8	A	Duke	54 69					85	H	Georgia	82 61	118	H	Ole Miss	89 57
11	A	Louisville	67 69									128	H	Radford	59 36
15	H	Miami (FL)	82 66									132	A	Alabama	71 54
19	H	Oklahoma	82 68									132	N	Alabama	65 55
20	A	Tennessee	65 72									172	A	Arkansas	69 62
22	H	Texas A&M	68 77									179	H	Morehead St.	74 47
23	A	Missouri	67 73									229	H	Samford	80 57
23	H	Missouri	64 62												
LAST 12 Division I GAMES:															
3	N	South Carolina	77 89	85	A	Georgia	66 56								
132	N	Alabama	65 55	110	H	Vanderbilt	71 63								
3	A	South Carolina	87 95	3	H	South Carolina	63 75								
5	H	Mississippi St.	78 75	23	A	Missouri	67 73								
82	H	Florida	67 48	118	H	Ole Miss	89 57								
172	A	Arkansas	69 62	46	A	Auburn	64 60								

Non-Div I Games:

Kentucky

■ Loss,
■ Non-Conf, S Site,
■ Home
■ Away
N Neutral

Average RPI Win:	310	WON-LOST	WINNING	LAST 10	STRENGTH OF	OPP. STRENGTH	TEAM	ADJ.	CONF.	ADJ CONF.
Average RPI Loss:	227	RECORD	PCT. RANK	GAMES	SCHEDULE	OF SCHEDULE	RPI	RPI	RPI	RPI
DIV. I ONLY	6- 23	316	3- 7	311	344	335	335	31	31	
DIV. I NON-CONF.	1- 10	325	0- 1	187	308	332	332	32	32	
TOTALS	RPI 1-25	RPI 26-50	W-L RECORDS	RPI 51-100	RPI 101-150	RPI 150+				
6- 23	0- 1	0- 0	OVERALL	0- 0	0- 2	6- 20				
3- 11	0- 0	0- 0	HOME	0- 0	0- 1	3- 10				
3- 10	0- 1	0- 0	AWAY	0- 0	0- 0	3- 9				
0- 2	0- 0	0- 0	NEUTRAL	0- 0	0- 1	0- 1				
1- 10	0- 1	0- 0	NON-CONFERENCE	0- 0	0- 2	1- 7				
1- 4	0- 0	0- 0	HOME	0- 0	0- 1	1- 3				
0- 4	0- 1	0- 0	AWAY	0- 0	0- 0	0- 3				
0- 2	0- 0	0- 0	NEUTRAL	0- 0	0- 1	0- 1				
5- 13	0- 0	0- 0	CONFERENCE	0- 0	0- 0	5- 13				
2- 7	0- 0	0- 0	HOME	0- 0	0- 0	2- 7				
3- 6	0- 0	0- 0	AWAY	0- 0	0- 0	3- 6				
0- 0	0- 0	0- 0	NEUTRAL	0- 0	0- 0	0- 0				

RPI 1-25			RPI 26-50			RPI 51-100			RPI 101+ Team's RPI: 335		
RPI	S	Opponent	Score	RPI	S	Opponent	Score	RPI	S	Opponent	Score
25	A	Ohio St.	54 113					134	H	Yale	44 75
								146	N	Milwaukee	50 88
								154	H	Army West Point	47 68
								191	A	Robert Morris	42 83
								191	H	Robert Morris	54 64
								192	H	George Mason	48 64
								193	A	Sacred Heart	48 66
								193	H	Sacred Heart	41 51
								195	A	Columbia	57 66
								198	A	Seton Hall	59 77
								210	H	UMBC	45 57
								242	A	Saint Francis (PA)	52 66
								242	H	Saint Francis (PA)	30 74
								258	A	Bryant	53 57
								258	H	Bryant	53 62
								261	H	Stony Brook	58 48
								272	A	Colgate	61 76
								289	A	Mt. St. Mary's	43 56
								289	H	Mt. St. Mary's	63 60
								306	A	Central Conn. St.	68 62
								306	H	Central Conn. St.	71 76
								320	N	NJIT	48 50
								324	A	St. Francis Brooklyn	62 58
								324	H	St. Francis Brooklyn	54 56
								339	A	Fairleigh Dickinson	46 64
								339	H	Fairleigh Dickinson	54 67
LAST 12 Division I GAMES:											
320	N	NJIT	48 50	339	H	Fairleigh Dickinson	54 67	191	H	Robert Morris	54 64
341	A	Wagner	63 58	242	H	Saint Francis (PA)	30 74	306	A	Central Conn. St.	68 62
289	A	Mt. St. Mary's	43 56	193	A	Sacred Heart	48 66	341	H	Wagner	69 64
324	A	St. Francis Brooklyn	62 58								
193	H	Sacred Heart	41 51								
258	A	Bryant	53 57								

Non-Div I Games:

LIU Brooklyn

■ Loss,
 ■ Non-Conf,
 ■ S Site,
 ■ H Home
 ■ A Away
 N Neutral

RPI	S	Opponent	Score	
341	A	Wagner	63	58
341	H	Wagner	69	64

L
I
U
B
r
o
o
k
l
y
n

L
I
U
B
r
o
o
k
l
y
n

LIU Brooklyn

Average RPI Win:	132	WON-LOST	WINNING	LAST 10	STRENGTH OF	OPP. STRENGTH	TEAM	ADJ.	CONF.	ADJ CONF.
Average RPI Loss:	30	RECORD	PCT. RANK	GAMES	SCHEDULE	OF SCHEDULE	RPI	RPI	RPI	RPI
DIV. I ONLY	20- 11	98	5- 5	31	14	36	36	2	2	
DIV. I NON-CONF.	11- 2	23	0- 0	77	24	35	35	2	2	
TOTALS	RPI 1-25	RPI 26-50	W-L RECORDS	RPI 51-100	RPI 101-150	RPI 150+				
20- 11	2- 8	2- 1	OVERALL	3- 1	6- 1	7- 0				
13- 3	2- 3	1- 0	HOME	3- 0	2- 0	5- 0				
3- 6	0- 0	0- 0	AWAY	0- 0	2- 0	1- 0				
4- 2	0- 2	1- 0	NEUTRAL	0- 0	2- 0	1- 0				
11- 2	0- 2	2- 0	NON-CONFERENCE	2- 0	2- 0	5- 0				
7- 1	0- 1	1- 0	HOME	2- 0	0- 0	4- 0				
1- 0	0- 0	0- 0	AWAY	0- 0	1- 0	0- 0				
3- 1	0- 1	1- 0	NEUTRAL	0- 0	1- 0	1- 0				
9- 9	2- 6	0- 1	CONFERENCE	1- 1	4- 1	2- 0				
6- 2	2- 2	0- 0	HOME	1- 0	2- 0	1- 0				
2- 6	0- 3	0- 1	AWAY	0- 1	1- 1	1- 0				
1- 1	0- 1	0- 0	NEUTRAL	0- 0	1- 0	0- 0				

RPI	S	Opponent	Score	RPI	S	Opponent	Score	Team's RPI: 36	RPI	S	Opponent	Score	RPI	S	Opponent	Score
1	H	UConn	53 76	38	N	North Carolina St.	59 58		74	H	Tulane	69 51	110	A	Vanderbilt	68 70
3	H	South Carolina	61 84	45	H	Little Rock	69 49		82	H	Florida	78 67	110	H	Vanderbilt	64 58
5	A	Mississippi St.	48 74	46	A	Auburn	49 54		85	A	Georgia	65 70	118	A	Ole Miss	62 51
5	N	Mississippi St.	61 78						86	H	Wake Forest	60 57	118	N	Ole Miss	65 49
14	H	Kentucky	42 55										120	N	North Carolina	70 43
20	A	Tennessee	58 77										132	H	Alabama	48 41
21	N	Kansas St.	54 69										145	A	Louisiana Tech	77 73
22	A	Texas A&M	52 54										161	H	Rice	66 55
22	H	Texas A&M	67 63										164	H	TCU	67 61
23	H	Missouri	80 71										172	A	Arkansas	53 52
													172	H	Arkansas	53 46
													208	H	Alabama St.	93 40
													300	N	UTEP	78 45
													340	H	Sam Houston St.	89 41
LAST 12 Division I GAMES:																
		5 N Mississippi St.	61 78			110 A Vanderbilt	68 70									
		118 N Ole Miss	65 49			118 A Ole Miss	62 51									
		110 H Vanderbilt	64 58			132 H Alabama	48 41									
		46 A Auburn	49 54			20 A Tennessee	58 77									
		85 A Georgia	65 70			172 H Arkansas	53 46									
		22 H Texas A&M	67 63			22 A Texas A&M	52 54									

Non-Div I Games:

LSU

■ Loss,
■ Non-Conf,
■ S Site,
■ H Home
■ A Away
N Neutral

La Salle

Through Games Of March 7, 2017

Average RPI Win:	235	WON-LOST	WINNING	LAST 10	STRENGTH OF	OPP. STRENGTH	TEAM	ADJ.	CONF.	ADJ CONF.
Average RPI Loss:	108	RECORD	PCT. RANK	GAMES	SCHEDULE	OF SCHEDULE	RPI	RPI	RPI	RPI
DIV. I ONLY	17- 13	129	5- 5	248	120	170	170	12	12	
DIV. I NON-CONF.	7- 5	137	0- 0	205	172	157	157	12	12	
TOTALS	RPI 1-25	RPI 26-50	W-L RECORDS	RPI 51-100	RPI 101-150	RPI 150+				
17- 13	0- 1	1- 1	OVERALL	1- 3	0- 7	15- 1				
8- 7	0- 0	0- 1	HOME	0- 2	0- 3	8- 1				
8- 5	0- 1	1- 0	AWAY	1- 1	0- 3	6- 0				
1- 1	0- 0	0- 0	NEUTRAL	0- 0	0- 1	1- 0				
7- 5	0- 1	0- 1	NON-CONFERENCE	1- 1	0- 1	6- 1				
4- 2	0- 0	0- 1	HOME	0- 0	0- 0	4- 1				
2- 3	0- 1	0- 0	AWAY	1- 1	0- 1	1- 0				
1- 0	0- 0	0- 0	NEUTRAL	0- 0	0- 0	1- 0				
10- 8	0- 0	1- 0	CONFERENCE	0- 2	0- 6	9- 0				
4- 5	0- 0	0- 0	HOME	0- 2	0- 3	4- 0				
6- 2	0- 0	1- 0	AWAY	0- 0	0- 2	5- 0				
0- 1	0- 0	0- 0	NEUTRAL	0- 0	0- 1	0- 0				

RPI 1-25				RPI 26-50				RPI 51-100				RPI 101+ Team's RPI: 170			
RPI	S	Opponent	Score	RPI	S	Opponent	Score	RPI	S	Opponent	Score	RPI	S	Opponent	Score
18	A	Temple	70 86	33	A	Dayton	54 51	52	H	George Washington	65 79	106	A	Rider	61 74
				44	H	Harvard	64 66	55	A	Penn	58 56	111	A	Saint Joseph's	58 67
								67	A	Villanova	49 52	111	H	Saint Joseph's	55 75
								93	H	Saint Louis	74 79	111	N	Saint Joseph's	48 66
												122	H	Fordham	61 66
												125	H	Duquesne	68 76
												144	A	VCU	56 61
												163	H	Fairfield	68 61
												190	H	American	63 59
												192	H	George Mason	59 57
												224	A	UNCW	64 48
												233	A	Richmond	63 58
												245	N	Miami (OH)	79 70
												248	A	St. Bonaventure	57 45
												248	H	St. Bonaventure	73 70
												277	A	Davidson	65 58
												299	H	Lafayette	49 56
												302	A	Rhode Island	58 49
												302	H	Rhode Island	70 51
												309	A	Massachusetts	57 52
												309	H	Massachusetts	68 64
												311	H	UMKC	64 59
												347	H	Delaware St.	78 38
LAST 12 Division I GAMES:															
				111	N	Saint Joseph's	48 66	248	A	St. Bonaventure	57 45				
				248	H	St. Bonaventure	73 70	52	H	George Washington	65 79				
				122	H	Fordham	61 66	302	A	Rhode Island	58 49				
				309	A	Massachusetts	57 52	192	H	George Mason	59 57				
				93	H	Saint Louis	74 79	309	H	Massachusetts	68 64				
				111	A	Saint Joseph's	58 67	277	A	Davidson	65 58				

Non-Div I Games:

La Salle

■ Loss,
 ■ Non-Conf,
 ■ S Site,
 ■ H Home
 ■ A Away
 N Neutral

La.-Monroe

Through Games Of March 7, 2017

Average RPI Win:	270	WON-LOST	WINNING	LAST 10	STRENGTH OF	OPP. STRENGTH	TEAM	ADJ.	CONF.	ADJ CONF.
Average RPI Loss:	186	RECORD	PCT. RANK	GAMES	SCHEDULE	OF SCHEDULE	RPI	RPI	RPI	RPI
DIV. I ONLY	4- 24	330	1- 9	224	270	331	331	21	21	
DIV. I NON-CONF.	1- 8	314	0- 0	303	317	340	340	19	19	
TOTALS	RPI 1-25	RPI 26-50	W-L RECORDS	RPI 51-100	RPI 101-150	RPI 150+				
4- 24	0- 0	0- 2	OVERALL	0- 2	0- 3	4- 17				
3- 10	0- 0	0- 1	HOME	0- 1	0- 2	3- 6				
1- 13	0- 0	0- 1	AWAY	0- 1	0- 1	1- 10				
0- 1	0- 0	0- 0	NEUTRAL	0- 0	0- 0	0- 1				
1- 8	0- 0	0- 0	NON-CONFERENCE	0- 0	0- 2	1- 6				
0- 4	0- 0	0- 0	HOME	0- 0	0- 1	0- 3				
1- 4	0- 0	0- 0	AWAY	0- 0	0- 1	1- 3				
0- 0	0- 0	0- 0	NEUTRAL	0- 0	0- 0	0- 0				
3- 16	0- 0	0- 2	CONFERENCE	0- 2	0- 1	3- 11				
3- 6	0- 0	0- 1	HOME	0- 1	0- 1	3- 3				
0- 9	0- 0	0- 1	AWAY	0- 1	0- 0	0- 7				
0- 1	0- 0	0- 0	NEUTRAL	0- 0	0- 0	0- 1				

RPI S	Opponent	Score	RPI S	Opponent	Score	RPI S	Opponent	Score	RPI S	Opponent	Score	Team's RPI: 331
45	A Little Rock	34 78	45	H Little Rock	47 92	83	A UT Arlington	59 93	118	A Ole Miss	40 97	
						83	H UT Arlington	47 83	123	H Troy	67 94	
									145	H Louisiana Tech	53 73	
									155	A Louisiana	57 67	
									155	H Louisiana	59 65	
									155 N Louisiana	72 79		
									161	H Rice	50 93	
									162	A Texas St.	50 63	
									162	H Texas St.	61 59	
									172	A Arkansas	46 92	
									209	H Grambling	54 59	
									215	A Appalachian St.	61 79	
									243	H South Ala.	44 74	
									249	A Ga. Southern	65 76	
									249	H Ga. Southern	44 65	
									255	A Coastal Caro.	48 75	
									262	A Georgia St.	35 87	
									262	H Georgia St.	72 63	
									286	H McNeese	52 78	
									287	A Nicholls St.	54 73	
									293	A Northwestern St.	65 67	
									318	A Arkansas St.	56 71	
									318	H Arkansas St.	59 51	
									338	A Houston Baptist	77 65	
LAST 12 Division I GAMES:												
155	N Louisiana	72 79	243	H South Ala.	44 74							
162	H Texas St.	61 59	123	H Troy	67 94							
83	H UT Arlington	47 83	249	A Ga. Southern	65 76							
215	A Appalachian St.	61 79	262	A Georgia St.	35 87							
255	A Coastal Caro.	48 75	318	H Arkansas St.	59 51							
155	H Louisiana	59 65	45	H Little Rock	47 92							

Non-Div I Games: Centenary (LA) 83 39 LSU-Alexandria 73 61

La.-Monroe

Loss, Non-Conf, S Site, H Home A Away N Neutral

Lafayette

Through Games Of March 7, 2017

Average RPI Win:	269	WON-LOST	WINNING	LAST 10	STRENGTH OF	OPP. STRENGTH	TEAM	ADJ.	CONF.	ADJ CONF.
Average RPI Loss:	167	RECORD	PCT. RANK	GAMES	SCHEDULE	OF SCHEDULE	RPI	RPI	RPI	RPI
DIV. I ONLY	4- 28	336	3- 7	110	261	299	299	23	23	
DIV. I NON-CONF.	1- 11	330	0- 0	28	143	226	226	25	25	
TOTALS	RPI 1-25	RPI 26-50	W-L RECORDS	RPI 51-100	RPI 101-150	RPI 150+				
4- 28	0- 1	0- 0	OVERALL	0- 6	0- 6	4- 15				
1- 11	0- 0	0- 0	HOME	0- 3	0- 1	1- 7				
3- 14	0- 1	0- 0	AWAY	0- 2	0- 5	3- 6				
0- 3	0- 0	0- 0	NEUTRAL	0- 1	0- 0	0- 2				
1- 11	0- 1	0- 0	NON-CONFERENCE	0- 4	0- 3	1- 3				
0- 3	0- 0	0- 0	HOME	0- 2	0- 0	0- 1				
1- 5	0- 1	0- 0	AWAY	0- 1	0- 3	1- 0				
0- 3	0- 0	0- 0	NEUTRAL	0- 1	0- 0	0- 2				
3- 17	0- 0	0- 0	CONFERENCE	0- 2	0- 3	3- 12				
1- 8	0- 0	0- 0	HOME	0- 1	0- 1	1- 6				
2- 9	0- 0	0- 0	AWAY	0- 1	0- 2	2- 6				
0- 0	0- 0	0- 0	NEUTRAL	0- 0	0- 0	0- 0				

RPI 1-25			RPI 26-50			RPI 51-100			RPI 101+ Team's RPI: 299		
RPI	S	Opponent	Score	RPI	S	Opponent	Score	RPI	S	Opponent	Score
11	A	Louisville	48 92					55	H	Penn	47 64
								66	N	Chattanooga	43 68
								70	A	St. John's (NY)	46 64
								72	A	Bucknell	61 78
								72	H	Bucknell	65 79
								79	H	Drexel	39 81
								106	A	Rider	58 76
								116	A	Princeton	27 65
								125	A	Duquesne	52 67
								136	A	Navy	37 53
								136	A	Navy	41 76
								136	H	Navy	65 68
								154	A	Army West Point	73 76
								154	H	Army West Point	55 63
								166	N	Hampton	55 58
								170	A	La Salle	56 49
								190	A	American	45 75
								190	H	American	52 76
								191	H	Robert Morris	51 62
								226	A	Boston U.	50 68
								226	H	Boston U.	58 75
								254	N	Bowling Green	42 69
								269	A	Loyola Maryland	47 75
								269	H	Loyola Maryland	55 60
								272	A	Colgate	69 76
								272	H	Colgate	90 85
								304	A	Lehigh	60 69
								304	H	Lehigh	53 56
								317	A	Holy Cross	85 70
								317	A	Holy Cross	58 54
								317	H	Holy Cross	61 67
LAST 12 Division I GAMES:											
136	A	Navy	37 53	190	A	American	45 75				
317	A	Holy Cross	58 54	136	H	Navy	65 68				
72	A	Bucknell	61 78	317	A	Holy Cross	85 70				
272	H	Colgate	90 85	226	H	Boston U.	58 75				
72	H	Bucknell	65 79	154	H	Army West Point	55 63				
304	A	Lehigh	60 69	269	A	Loyola Maryland	47 75				

Non-Div I Games:

Lafayette

■ Loss,
 ■ Non-Conf,
 ■ S Site,
 ■ H Home
 ■ A Away
 N Neutral

Average RPI Win:	286	WON-LOST	WINNING	LAST 10	STRENGTH OF	OPP. STRENGTH	TEAM	ADJ.	CONF.	ADJ CONF.
Average RPI Loss:	92	RECORD	PCT. RANK	GAMES	SCHEDULE	OF SCHEDULE	RPI	RPI	RPI	RPI
DIV. I ONLY	18- 6	39	9- 1	333	244	131	131	27	27	
DIV. I NON-CONF.	3- 3	165	0- 0	216	3	134	134	27	27	
TOTALS	RPI 1-25	RPI 26-50	W-L RECORDS	RPI 51-100	RPI 101-150	RPI 150+				
18- 6	0- 2	0- 1	OVERALL	1- 1	0- 1	17- 1				
11- 0	0- 0	0- 0	HOME	0- 0	0- 0	11- 0				
7- 6	0- 2	0- 1	AWAY	1- 1	0- 1	6- 1				
0- 0	0- 0	0- 0	NEUTRAL	0- 0	0- 0	0- 0				
3- 3	0- 2	0- 1	NON-CONFERENCE	0- 0	0- 0	3- 0				
2- 0	0- 0	0- 0	HOME	0- 0	0- 0	2- 0				
1- 3	0- 2	0- 1	AWAY	0- 0	0- 0	1- 0				
0- 0	0- 0	0- 0	NEUTRAL	0- 0	0- 0	0- 0				
15- 3	0- 0	0- 0	CONFERENCE	1- 1	0- 1	14- 1				
9- 0	0- 0	0- 0	HOME	0- 0	0- 0	9- 0				
6- 3	0- 0	0- 0	AWAY	1- 1	0- 1	5- 1				
0- 0	0- 0	0- 0	NEUTRAL	0- 0	0- 0	0- 0				

RPI 1-25				RPI 26-50				RPI 51-100				RPI 101+ Team's RPI: 131			
RPI	S	Opponent	Score	RPI	S	Opponent	Score	RPI	S	Opponent	Score	RPI	S	Opponent	Score
4	A	Oregon St.	56 88	35	A	Oregon	67 84	97	A	Central Ark.	70 56	107	A	Abilene Christian	59 77
21	A	Kansas St.	43 68					99	A	SFA	66 74	219	A	New Orleans	66 55
												219	H	New Orleans	73 42
												253	A	Canisius	65 51
												283	A	A&M-Corpus Christi	74 63
												283	H	A&M-Corpus Christi	65 49
												286	A	McNeese	83 67
												286	H	McNeese	79 57
												287	A	Nicholls St.	67 78
												287	H	Nicholls St.	81 77
												293	H	Northwestern St.	73 60
												295	H	Northern Ariz.	75 60
												323	H	Loyola Chicago	76 50
												328	H	Southeastern La.	86 68
												332	H	Incarinate Word	83 54
												338	A	Houston Baptist	81 53
												338	H	Houston Baptist	74 22
												340	A	Sam Houston St.	70 44
												340	H	Sam Houston St.	84 51
LAST 12 Division I GAMES:															
286	A	McNeese	83 67	340	H	Sam Houston St.	84 51								
287	H	Nicholls St.	81 77	286	H	McNeese	79 57								
338	H	Houston Baptist	74 22	219	A	New Orleans	66 55								
283	A	A&M-Corpus Christi	74 63	293	H	Northwestern St.	73 60								
338	A	Houston Baptist	81 53	283	H	A&M-Corpus Christi	65 49								
99	A	SFA	66 74	287	A	Nicholls St.	67 78								

Non-Div I Games: St. Thomas (TX) 95 49 Louisiana Col. 94 55 Howard Payne 93 56 Southwestern (TX) 87 41

Lamar University

Loss, Non-Conf, S Site, H Home A Away N Neutral

Average RPI Win: 289	WON-LOST	WINNING	LAST 10	STRENGTH OF	OPP. STRENGTH	TEAM	ADJ.	CONF.	ADJ CONF.
Average RPI Loss: 176	RECORD	PCT. RANK	GAMES	SCHEDULE	OF SCHEDULE	RPI	RPI	RPI	RPI
DIV. I ONLY	9- 20	273	4- 6	261	296	304	304	23	23
DIV. I NON-CONF.	4- 6	209	0- 0	215	322	260	260	25	25
TOTALS	RPI 1-25	RPI 26-50	W-L RECORDS	RPI 51-100	RPI 101-150	RPI 150+			
9- 20	0- 0	0- 0	OVERALL	0- 4	0- 4	9- 12			
7- 8	0- 0	0- 0	HOME	0- 1	0- 2	7- 5			
2- 12	0- 0	0- 0	AWAY	0- 3	0- 2	2- 7			
0- 0	0- 0	0- 0	NEUTRAL	0- 0	0- 0	0- 0			
4- 6	0- 0	0- 0	NON-CONFERENCE	0- 2	0- 2	4- 2			
3- 3	0- 0	0- 0	HOME	0- 0	0- 1	3- 2			
1- 3	0- 0	0- 0	AWAY	0- 2	0- 1	1- 0			
0- 0	0- 0	0- 0	NEUTRAL	0- 0	0- 0	0- 0			
5- 14	0- 0	0- 0	CONFERENCE	0- 2	0- 2	5- 10			
4- 5	0- 0	0- 0	HOME	0- 1	0- 1	4- 3			
1- 9	0- 0	0- 0	AWAY	0- 1	0- 1	1- 7			
0- 0	0- 0	0- 0	NEUTRAL	0- 0	0- 0	0- 0			

RPI 1-25			RPI 26-50			RPI 51-100			RPI 101+ Team's RPI: 304		
RPI	S	Opponent	Score	RPI	S	Opponent	Score	RPI	S	Opponent	Score
								53	A	California	63 96
								67	A	Villanova	37 59
								72	A	Bucknell	54 73
								72	H	Bucknell	58 77
								106	H	Rider	68 75
								125	A	Duquesne	49 63
								136	A	Navy	44 79
								136	H	Navy	64 66
								154	A	Army West Point	52 70
								154	H	Army West Point	71 75
								190	A	American	51 68
								190	H	American	58 70
								193	H	Sacred Heart	68 62
								217	H	Monmouth	62 73
								226	A	Boston U.	50 64
								226	H	Boston U.	64 69
								269	A	Loyola Maryland	50 78
								269	A	Loyola Maryland	58 62
								269	H	Loyola Maryland	86 69
								272	A	Colgate	70 75
								272	H	Colgate	83 74
								273	H	Norfolk St.	57 81
								289	A	Mt. St. Mary's	74 57
								299	A	Lafayette	56 53
								299	H	Lafayette	69 60
								317	A	Holy Cross	47 65
								317	H	Holy Cross	80 64
								320	H	NJIT	84 52
								347	H	Delaware St.	91 80
LAST 12 Division I GAMES:											
269	A	Loyola Maryland	50 78	317	H	Holy Cross	80 64				
272	H	Colgate	83 74	72	A	Bucknell	54 73				
154	A	Army West Point	52 70	190	H	American	58 70				
272	A	Colgate	70 75	269	H	Loyola Maryland	86 69				
299	H	Lafayette	69 60	226	A	Boston U.	50 64				
136	A	Navy	44 79	299	A	Lafayette	56 53				

Non-Div I Games: East Stroudsburg 78 72

Lehigh

■ Loss,
 ■ Non-Conf,
 ■ S Site,
 ■ H Home
 ■ A Away
 N Neutral

Liberty

Through Games Of March 7, 2017

Average RPI Win:	263	WON-LOST	WINNING	LAST 10	STRENGTH OF	OPP. STRENGTH	TEAM	ADJ.	CONF.	ADJ CONF.
Average RPI Loss:	176	RECORD	PCT. RANK	GAMES	SCHEDULE	OF SCHEDULE	RPI	RPI	RPI	RPI
DIV. I ONLY	12- 16	216	7- 3	189	312	227	227	28	28	
DIV. I NON-CONF.	0- 10	335	0- 0	50	203	302	302	28	28	
TOTALS	RPI 1-25	RPI 26-50	W-L RECORDS	RPI 51-100	RPI 101-150	RPI 150+				
12- 16	0- 1	0- 2	OVERALL	0- 1	1- 2	11- 10				
8- 4	0- 1	0- 1	HOME	0- 0	1- 0	7- 2				
4- 8	0- 0	0- 0	AWAY	0- 0	0- 2	4- 6				
0- 4	0- 0	0- 1	NEUTRAL	0- 1	0- 0	0- 2				
0- 10	0- 1	0- 2	NON-CONFERENCE	0- 1	0- 1	0- 5				
0- 3	0- 1	0- 1	HOME	0- 0	0- 0	0- 1				
0- 3	0- 0	0- 0	AWAY	0- 0	0- 1	0- 2				
0- 4	0- 0	0- 1	NEUTRAL	0- 1	0- 0	0- 2				
12- 6	0- 0	0- 0	CONFERENCE	0- 0	1- 1	11- 5				
8- 1	0- 0	0- 0	HOME	0- 0	1- 0	7- 1				
4- 5	0- 0	0- 0	AWAY	0- 0	0- 1	4- 4				
0- 0	0- 0	0- 0	NEUTRAL	0- 0	0- 0	0- 0				

RPI	S	Opponent	Score	RPI	S	Opponent	Score	RPI	S	Opponent	Score	RPI	S	Opponent	Score	Team's RPI: 227
8	H	Duke	38 98	33	N	Dayton	53 82	97	N	Central Ark.	41 61	128	A	Radford	68 76	
				42	H	James Madison	48 62					128	H	Radford	49 48	
												136	A	Navy	66 67	
												178	A	UTSA	64 80	
												189	A	Campbell	58 52	
												189	H	Campbell	57 47	
												210	N	UMBC	51 62	
												215	H	Appalachian St.	57 66	
												220	A	High Point	69 78	
												220	H	High Point	81 74	
												230	A	Presbyterian	55 56	
												230	H	Presbyterian	68 60	
												233	N	Richmond	54 63	
												238	A	UNC Asheville	54 64	
												238	H	UNC Asheville	53 57	
												256	A	Charleston So.	81 72	
												256	H	Charleston So.	67 56	
												292	A	Valparaiso	68 70	
												312	A	Gardner-Webb	82 84	
												312	H	Gardner-Webb	66 63	
												342	A	Winthrop	78 63	
												342	H	Winthrop	80 51	
												343	A	Longwood	71 38	
												343	H	Longwood	92 47	
LAST 12 Division I GAMES:																
189	H	Campbell	57 47	230	A	Presbyterian	55 56									
238	H	UNC Asheville	53 57	128	H	Radford	49 48									
342	A	Winthrop	78 63	312	H	Gardner-Webb	66 63									
343	A	Longwood	71 38	189	A	Campbell	58 52									
256	H	Charleston So.	67 56	342	H	Winthrop	80 51									
220	A	High Point	69 78	128	A	Radford	68 76									

Non-Div I Games: West Liberty 64 38

Liberty

Loss, Non-Conf, S Site, H Home A Away N Neutral

RPI 1-25				RPI 26-50				RPI 51-100				RPI 101+				Team's RPI: 298	
RPI	S	Opponent	Score	RPI	S	Opponent	Score	RPI	S	Opponent	Score	RPI	S	Opponent	Score		
				40	A	Western Ky.	35 87	56	A	Belmont	62 100	103	A	FGCU	50 98		
								93	H	Saint Louis	38 83	103	H	FGCU	63 90		
								94	A	Jacksonville	60 84	116	H	Princeton	43 71		
								94	A	Jacksonville	64 91	117	A	Ball St.	78 74		
								94	H	Jacksonville	67 73	118	A	Ole Miss	49 76		
								98	A	Stetson	60 66	132	A	Alabama	35 82		
								98	H	Stetson	66 91	179	A	Morehead St.	53 73		
												252	H	Tennessee St.	71 77		
												256	H	Charleston So.	52 67		
												264	A	Murray St.	59 79		
												268	A	Southeast Mo. St.	63 79		
												269	A	Loyola Maryland	30 74		
												275	A	Kennesaw St.	69 96		
												275	H	Kennesaw St.	55 70		
												281	H	Tennessee Tech	71 69		
												294	A	North Florida	60 58		
												294	H	North Florida	66 62		
												315	A	USC Upstate	75 89		
												315	H	USC Upstate	84 77		
												320	A	NJIT	68 76		
												320	H	NJIT	53 76		
LAST 12 Division I GAMES:																	
				94	A	Jacksonville	64 91	315	A	USC Upstate	75 89						
				275	A	Kennesaw St.	69 96	320	H	NJIT	53 76						
				294	H	North Florida	66 62	315	H	USC Upstate	84 77						
				94	H	Jacksonville	67 73	320	A	NJIT	68 76						
				103	A	FGCU	50 98	94	A	Jacksonville	60 84						
				98	A	Stetson	60 66	294	A	North Florida	60 58						

Page 158

Little Rock

Through Games Of March 7, 2017

Average RPI Win:	208	WON-LOST	WINNING	LAST 10	STRENGTH OF	OPP. STRENGTH	TEAM	ADJ.	CONF.	ADJ CONF.
Average RPI Loss:	56	RECORD	PCT. RANK	GAMES	SCHEDULE	OF SCHEDULE	RPI	RPI	RPI	RPI
DIV. I ONLY	23- 7	34	8- 2	119	139	45	45	21	21	
DIV. I NON-CONF.	6- 6	165	0- 1	24	13	62	62	19	19	
TOTALS	RPI 1-25	RPI 26-50	W-L RECORDS	RPI 51-100	RPI 101-150	RPI 150+				
23- 7	0- 3	0- 2	OVERALL	2- 0	3- 1	18- 1				
12- 2	0- 2	0- 0	HOME	1- 0	1- 0	10- 0				
11- 5	0- 1	0- 2	AWAY	1- 0	2- 1	8- 1				
0- 0	0- 0	0- 0	NEUTRAL	0- 0	0- 0	0- 0				
6- 6	0- 3	0- 2	NON-CONFERENCE	1- 0	1- 1	4- 0				
3- 2	0- 2	0- 0	HOME	1- 0	0- 0	2- 0				
3- 4	0- 1	0- 2	AWAY	0- 0	1- 1	2- 0				
0- 0	0- 0	0- 0	NEUTRAL	0- 0	0- 0	0- 0				
17- 1	0- 0	0- 0	CONFERENCE	1- 0	2- 0	14- 1				
9- 0	0- 0	0- 0	HOME	0- 0	1- 0	8- 0				
8- 1	0- 0	0- 0	AWAY	1- 0	1- 0	6- 1				
0- 0	0- 0	0- 0	NEUTRAL	0- 0	0- 0	0- 0				

RPI 1-25				RPI 26-50				Team's RPI: 45				RPI 51-100				RPI 101+			
RPI	S	Opponent	Score	RPI	S	Opponent	Score	RPI	S	Opponent	Score	RPI	S	Opponent	Score	RPI	S	Opponent	Score
5	H	Mississippi St.	44 58	26	A	Green Bay	31 57	83	A	UT Arlington	58 49	122	A	Fordham	43 65				
19	A	Oklahoma	58 68	36	A	LSU	49 69	93	H	Saint Louis	56 43	123	A	Troy	74 63				
22	H	Texas A&M	37 55									123	H	Troy	77 74				
												143	A	Tulsa	63 58				
												153	A	Missouri St.	58 47				
												155	A	Louisiana	82 64				
												155	H	Louisiana	64 60				
												158	H	Oral Roberts	56 50				
												162	A	Texas St.	47 64				
												165	A	Memphis	54 44				
												194	H	North Texas	55 44				
												215	A	Appalachian St.	77 69				
												215	H	Appalachian St.	67 55				
												243	A	South Ala.	50 44				
												243	H	South Ala.	71 54				
												249	H	Ga. Southern	57 41				
												255	A	Coastal Caro.	74 66				
												255	H	Coastal Caro.	79 47				
												262	H	Georgia St.	52 45				
												318	A	Arkansas St.	60 35				
												318	H	Arkansas St.	73 59				
												331	A	La.-Monroe	92 47				
												331	H	La.-Monroe	78 34				
LAST 12 Division I GAMES:																			
122	A	Fordham	43 65	162	A	Texas St.	47 64	83	A	UT Arlington	58 49								
123	A	Troy	74 63					255	H	Coastal Caro.	79 47								
243	A	South Ala.	50 44					215	H	Appalachian St.	67 55								
262	H	Georgia St.	52 45					155	A	Louisiana	82 64								
249	H	Ga. Southern	57 41					331	A	La.-Monroe	92 47								
318	A	Arkansas St.	60 35																

Non-Div I Games:

Little Rock

Loss, Non-Conf, S Site, H Home A Away N Neutral

Average RPI Win:	221	WON-LOST	WINNING	LAST 10	STRENGTH OF	OPP. STRENGTH	TEAM	ADJ.	CONF.	ADJ CONF.
Average RPI Loss:	132	RECORD	PCT. RANK	GAMES	SCHEDULE	OF SCHEDULE	RPI	RPI	RPI	RPI
DIV. I ONLY	20- 10	86	7- 3	228	176	124	124	24	24	
DIV. I NON-CONF.	8- 6	141	0- 0	150	64	113	113	23	23	
TOTALS	RPI 1-25	RPI 26-50	W-L RECORDS	RPI 51-100	RPI 101-150	RPI 150+				
20- 10	0- 1	1- 1	OVERALL	2- 3	0- 1	17- 4				
11- 1	0- 1	0- 0	HOME	1- 0	0- 0	10- 0				
7- 6	0- 0	0- 0	AWAY	1- 1	0- 1	6- 4				
2- 3	0- 0	1- 1	NEUTRAL	0- 2	0- 0	1- 0				
8- 6	0- 1	1- 1	NON-CONFERENCE	0- 3	0- 1	7- 0				
3- 1	0- 1	0- 0	HOME	0- 0	0- 0	3- 0				
3- 2	0- 0	0- 0	AWAY	0- 1	0- 1	3- 0				
2- 3	0- 0	1- 1	NEUTRAL	0- 2	0- 0	1- 0				
12- 4	0- 0	0- 0	CONFERENCE	2- 0	0- 0	10- 4				
8- 0	0- 0	0- 0	HOME	1- 0	0- 0	7- 0				
4- 4	0- 0	0- 0	AWAY	1- 0	0- 0	3- 4				
0- 0	0- 0	0- 0	NEUTRAL	0- 0	0- 0	0- 0				

RPI 1-25				RPI 26-50				RPI 51-100				RPI 101+ Team's RPI: 124			
RPI	S	Opponent	Score	RPI	S	Opponent	Score	RPI	S	Opponent	Score	RPI	S	Opponent	Score
8	H	Duke	46 83	30	N	South Fla.	73 68	73	A	UC Davis	64 51	137	A	San Francisco	71 73
				32	N	Quinnipiac	60 63	73	H	UC Davis	64 62	156	A	CSUN	56 63
								80	N	Oklahoma St.	57 63	156	H	CSUN	63 60
								82	N	Florida	53 83	175	H	Houston	65 55
								88	A	Southern California	74 82	180	A	UC Riverside	73 66
												180	H	UC Riverside	55 51
												195	H	Columbia	73 60
												204	A	Loyola Marymount	81 78
												226	N	Boston U.	61 48
												231	A	UC Santa Barbara	60 65
												231	H	UC Santa Barbara	59 45
												237	A	Hawaii	63 66
												237	H	Hawaii	68 57
												244	H	Pacific	66 58
												271	A	Cal Poly	67 69
												271	H	Cal Poly	83 80
												282	A	Nevada	97 93
												313	A	Pepperdine	44 41
												326	A	UC Irvine	68 63
												326	H	UC Irvine	87 74
												346	A	Cal St. Fullerton	65 48
												346	H	Cal St. Fullerton	84 55
LAST 12 Division I GAMES:															
237	A	Hawaii	63 66	346	H	Cal St. Fullerton	84 55								
156	H	CSUN	63 60	326	A	UC Irvine	68 63								
326	H	UC Irvine	87 74	156	A	CSUN	56 63								
180	A	UC Riverside	73 66	180	H	UC Riverside	55 51								
231	H	UC Santa Barbara	59 45	346	A	Cal St. Fullerton	65 48								
271	A	Cal Poly	67 69	73	H	UC Davis	64 62								

Non-Div I Games: Biola 76 48

Long Beach St.

■ Loss,
 ■ Non-Conf,
 ■ S Site,
 ■ Home
 ■ A Away
 N Neutral

Average RPI Win:	344	WON-LOST	WINNING	LAST 10	STRENGTH OF	OPP. STRENGTH	TEAM	ADJ.	CONF.	ADJ CONF.
Average RPI Loss:	208	RECORD	PCT. RANK	GAMES	SCHEDULE	OF SCHEDULE	RPI	RPI	RPI	RPI
DIV. I ONLY	3- 24	338	1- 9	297	319	343	343	28	28	
DIV. I NON-CONF.	2- 7	284	0- 0	218	296	284	284	28	28	
TOTALS	RPI 1-25	RPI 26-50	W-L RECORDS	RPI 51-100	RPI 101-150	RPI 150+				
3- 24	0- 1	0- 2	OVERALL	0- 0	0- 3	3- 18				
2- 9	0- 0	0- 0	HOME	0- 0	0- 1	2- 8				
1- 15	0- 0	0- 1	AWAY	0- 0	0- 1	1- 4				
0- 0	0- 0	0- 0	NEUTRAL	0- 0	0- 0	0- 0				
2- 7	0- 1	0- 2	NON-CONFERENCE	0- 0	0- 1	2- 3				
1- 1	0- 0	0- 0	HOME	0- 0	0- 0	1- 1				
1- 6	0- 1	0- 2	AWAY	0- 0	0- 1	1- 2				
0- 0	0- 0	0- 0	NEUTRAL	0- 0	0- 0	0- 0				
1- 17	0- 0	0- 0	CONFERENCE	0- 0	0- 2	1- 15				
1- 8	0- 0	0- 0	HOME	0- 0	0- 1	1- 7				
0- 9	0- 0	0- 0	AWAY	0- 0	0- 1	0- 8				
0- 0	0- 0	0- 0	NEUTRAL	0- 0	0- 0	0- 0				

RPI 1-25				RPI 26-50				RPI 51-100				RPI 101+ Team's RPI: 343			
RPI	S	Opponent	Score	RPI	S	Opponent	Score	RPI	S	Opponent	Score	RPI	S	Opponent	Score
8	A	Duke	48 105	27	A	Marquette	37 87					114	A	Charlotte	41 66
				41	A	West Virginia	40 107					128	A	Radford	55 73
												128	H	Radford	34 74
												189	A	Campbell	50 74
												189	H	Campbell	54 66
												220	A	High Point	60 81
												220	H	High Point	49 80
												227	A	Liberty	47 92
												227	H	Liberty	38 71
												230	A	Presbyterian	55 65
												230	H	Presbyterian	62 63
												238	A	UNC Asheville	53 84
												238	H	UNC Asheville	53 80
												246	A	Marshall	50 70
												256	A	Charleston So.	63 71
												256	H	Charleston So.	47 62
												273	H	Norfolk St.	56 85
												312	A	Gardner-Webb	55 89
												312	H	Gardner-Webb	43 77
												339	A	Fairleigh Dickinson	59 75
												342	A	Winthrop	72 78
												342	H	Winthrop	83 78
												344	A	UMass Lowell	72 59
												347	H	Delaware St.	88 77
LAST 12 Division I GAMES:															
230	H	Presbyterian	62 63	342	H	Winthrop	83 78								
220	A	High Point	60 81	312	A	Gardner-Webb	55 89								
256	A	Charleston So.	63 71	189	A	Campbell	50 74								
227	H	Liberty	38 71	220	H	High Point	49 80								
238	A	UNC Asheville	53 84	256	H	Charleston So.	47 62								
128	H	Radford	34 74	342	A	Winthrop	72 78								

Non-Div I Games: West Va. Tech 58 76 Milligan 71 47

Longwood

Loss, Non-Conf, S Site, H Home A Away N Neutral

Louisiana

Through Games Of March 7, 2017

Average RPI Win:	261	WON-LOST	WINNING	LAST 10	STRENGTH OF	OPP. STRENGTH	TEAM	ADJ.	CONF.	ADJ CONF.
Average RPI Loss:	122	RECORD	PCT. RANK	GAMES	SCHEDULE	OF SCHEDULE	RPI	RPI	RPI	RPI
DIV. I ONLY	16- 10	109	7- 3	254	230	155	155	21	21	
DIV. I NON-CONF.	4- 3	141	0- 0	175	168	155	155	19	19	
TOTALS	RPI 1-25	RPI 26-50	W-L RECORDS	RPI 51-100	RPI 101-150	RPI 150+				
16- 10	0- 1	0- 2	OVERALL	0- 2	2- 1	14- 4				
9- 3	0- 0	0- 1	HOME	0- 1	2- 0	7- 1				
5- 6	0- 0	0- 1	AWAY	0- 0	0- 1	5- 1				
2- 1	0- 1	0- 0	NEUTRAL	0- 0	0- 0	2- 0				
4- 3	0- 1	0- 0	NON-CONFERENCE	0- 0	1- 1	3- 1				
2- 1	0- 0	0- 0	HOME	0- 0	1- 0	1- 1				
1- 1	0- 0	0- 0	AWAY	0- 0	0- 1	1- 0				
1- 1	0- 1	0- 0	NEUTRAL	0- 0	0- 0	1- 0				
12- 7	0- 0	0- 2	CONFERENCE	0- 2	1- 0	11- 3				
7- 2	0- 0	0- 1	HOME	0- 1	1- 0	6- 0				
4- 5	0- 0	0- 1	AWAY	0- 1	0- 0	4- 3				
1- 0	0- 0	0- 0	NEUTRAL	0- 0	0- 0	1- 0				

RPI 1-25			RPI 26-50			RPI 51-100			RPI 101+ Team's RPI: 155		
RPI	S	Opponent	Score	RPI	S	Opponent	Score	RPI	S	Opponent	Score
2	N	Notre Dame	51 91	45	A	Little Rock	60 64	83	A	UT Arlington	66 79
				45	H	Little Rock	64 82	83	H	UT Arlington	76 79
LAST 12 Division I GAMES:											
331	N	La.-Monroe	79 72	123	H	Troy	80 72	118	A	Southern Miss.	49 71
83	H	UT Arlington	76 79	243	H	South Ala.	62 38	123	H	Troy	80 72
162	H	Texas St.	62 43	262	A	Georgia St.	70 64	145	H	Louisiana Tech	80 72
255	A	Coastal Caro.	68 71	249	A	Ga. Southern	60 63	162	A	Texas St.	40 62
215	A	Appalachian St.	68 58	45	H	Little Rock	64 82	162	H	Texas St.	62 43
331	A	La.-Monroe	65 59	318	H	Arkansas St.	72 60	175	H	Houston	64 69
								215	A	Appalachian St.	68 58
								243	H	South Ala.	62 38
								249	A	Ga. Southern	60 63
								249	H	Ga. Southern	79 52
								255	A	Coastal Caro.	68 71
								262	A	Georgia St.	70 64
								262	H	Georgia St.	72 65
								268	N	Southeast Mo. St.	82 78
								286	A	McNeese	77 70
								318	A	Arkansas St.	80 72
								318	H	Arkansas St.	72 60
								328	H	Southeastern La.	86 77
								331	A	La.-Monroe	65 59
								331	H	La.-Monroe	67 57
								331	N	La.-Monroe	79 72

Non-Div I Games: Xavier (LA) 74 55 Southern-N.O. 87 57

Louisiana

■ Loss,
 ■ Non-Conf,
 ■ S Site,
 ■ Home
 ■ A Away
 N Neutral

Louisiana Tech

Through Games Of March 7, 2017

Average RPI Win:	225	WON-LOST	WINNING	LAST 10	STRENGTH OF	OPP. STRENGTH	TEAM	ADJ.	CONF.	ADJ CONF.
Average RPI Loss:	122	RECORD	PCT. RANK	GAMES	SCHEDULE	OF SCHEDULE	RPI	RPI	RPI	RPI
DIV. I ONLY	16- 12	123	7- 3	171	160	145	145	14	14	
DIV. I NON-CONF.	4- 6	209	0- 0	186	192	210	210	16	16	
TOTALS	RPI 1-25	RPI 26-50	W-L RECORDS	RPI 51-100	RPI 101-150	RPI 150+				
16- 12	0- 0	0- 3	OVERALL	0- 2	2- 3	14- 4				
9- 5	0- 0	0- 2	HOME	0- 2	2- 1	7- 0				
7- 7	0- 0	0- 1	AWAY	0- 0	0- 2	7- 4				
0- 0	0- 0	0- 0	NEUTRAL	0- 0	0- 0	0- 0				
4- 6	0- 0	0- 2	NON-CONFERENCE	0- 1	0- 1	4- 2				
2- 3	0- 0	0- 2	HOME	0- 1	0- 0	2- 0				
2- 3	0- 0	0- 0	AWAY	0- 0	0- 1	2- 2				
0- 0	0- 0	0- 0	NEUTRAL	0- 0	0- 0	0- 0				
12- 6	0- 0	0- 1	CONFERENCE	0- 1	2- 2	10- 2				
7- 2	0- 0	0- 0	HOME	0- 1	2- 1	5- 0				
5- 4	0- 0	0- 1	AWAY	0- 0	0- 1	5- 2				
0- 0	0- 0	0- 0	NEUTRAL	0- 0	0- 0	0- 0				

RPI S	Opponent	Score	RPI S	Opponent	Score	RPI S	Opponent	Score	RPI S	Opponent	Score	Team's RPI: 145
36	H LSU	73 77	81	H Middle Tenn.	65 79	112	A Clemson	67 78				
40	A Western Ky.	58 67	99	H SFA	58 60	114	H Charlotte	80 54				
46	H Auburn	66 76				118	A Southern Miss.	63 72				
						118	H Southern Miss.	72 61				
						130	H Old Dominion	64 69				
						155	A Louisiana	72 80				
						161	A Rice	70 67				
						161	H Rice	62 51				
						165	A Memphis	54 56				
						174	H UAB	64 63				
						178	A UTSA	61 63				
						178	H UTSA	77 71				
						194	A North Texas	72 65				
						194	H North Texas	65 49				
						209	H Grambling	69 55				
						246	A Marshall	72 54				
						286	A McNeese	66 56				
						287	H Nicholls St.	68 52				
						300	A UTEP	62 69				
						300	H UTEP	69 61				
						307	A FIU	76 63				
						331	A La.-Monroe	73 53				
						337	A Fla. Atlantic	76 52				
LAST 12 Division I GAMES:												
118	A Southern Miss.	63 72	300	H UTEP	69 61							
161	H Rice	62 51	246	A Marshall	72 54							
194	H North Texas	65 49	40	A Western Ky.	58 67							
307	A FIU	76 63	81	H Middle Tenn.	65 79							
337	A Fla. Atlantic	76 52	174	H UAB	64 63							
178	H UTSA	77 71	194	A North Texas	72 65							

Non-Div I Games: LSU-Alexandria 103 63

Louisiana Tech

■ Loss,
 ■ Non-Conf,
 ■ S Site,
 ■ Home
 ■ A Away
 N Neutral

Louisville

Through Games Of March 7, 2017

Average RPI Win:	108	WON-LOST	WINNING	LAST 10	STRENGTH OF	OPP. STRENGTH	TEAM	ADJ.	CONF.	ADJ CONF.
Average RPI Loss:	12	RECORD	PCT. RANK	GAMES	SCHEDULE	OF SCHEDULE	RPI	RPI	RPI	RPI
DIV. I ONLY	27- 7	24	7- 3	12	20	11	11	3	3	
DIV. I NON-CONF.	13- 2	20	0- 0	27	23	8	8	4	4	
TOTALS	RPI 1-25	RPI 26-50	W-L RECORDS	RPI 51-100	RPI 101-150	RPI 150+				
27- 7	2- 6	5- 1	OVERALL	7- 0	5- 0	8- 0				
16- 2	2- 1	3- 1	HOME	4- 0	1- 0	6- 0				
9- 3	0- 3	1- 0	AWAY	3- 0	3- 0	2- 0				
2- 2	0- 2	1- 0	NEUTRAL	0- 0	1- 0	0- 0				
13- 2	1- 2	3- 0	NON-CONFERENCE	3- 0	1- 0	5- 0				
9- 1	1- 1	2- 0	HOME	2- 0	0- 0	4- 0				
4- 0	0- 0	1- 0	AWAY	1- 0	1- 0	1- 0				
0- 1	0- 1	0- 0	NEUTRAL	0- 0	0- 0	0- 0				
14- 5	1- 4	2- 1	CONFERENCE	4- 0	4- 0	3- 0				
7- 1	1- 0	1- 1	HOME	2- 0	1- 0	2- 0				
5- 3	0- 3	0- 0	AWAY	2- 0	2- 0	1- 0				
2- 1	0- 1	1- 0	NEUTRAL	0- 0	1- 0	0- 0				

RPI	S	Opponent	Score	RPI	S	Opponent	Score	RPI	S	Opponent	Score	RPI	S	Opponent	Score
2	A	Notre Dame	66 85	30	A	South Fla.	66 52	51	A	Virginia	86 81	105	A	Virginia Tech	88 70
2	N	Notre Dame	73 84	31	H	Syracuse	91 76	51	H	Virginia	66 55	110	A	Vanderbilt	78 66
3	N	South Carolina	59 83	37	H	South Dakota St.	83 30	56	H	Belmont	73 50	112	A	Clemson	60 46
8	A	Duke	55 58	38	H	North Carolina St.	70 72	58	H	Georgia Tech	91 51	112	N	Clemson	68 46
12	A	Florida St.	65 72	38	N	North Carolina St.	59 58	66	H	Chattanooga	63 47	120	H	North Carolina	87 57
14	H	Kentucky	69 67	40	H	Western Ky.	68 61	81	A	Middle Tenn.	91 72	159	A	Pittsburgh	63 48
15	H	Miami (FL)	63 59					86	A	Wake Forest	75 46	159	H	Pittsburgh	73 52
16	H	Maryland	72 78									176	H	Boston College	68 43
												203	H	Col. of Charleston	86 58
												218	A	UT Martin	100 57
												241	H	Evansville	89 47
												254	H	Bowling Green	83 58
												299	H	Lafayette	92 48
LAST 12 Division I GAMES:															
		2 N Notre Dame	73 84			176 H Boston College	68 43								
		38 N North Carolina St.	59 58			105 A Virginia Tech	88 70								
		112 N Clemson	68 46			2 A Notre Dame	66 85								
		86 A Wake Forest	75 46			38 H North Carolina St.	70 72								
		51 H Virginia	66 55			159 A Pittsburgh	63 48								
		120 H North Carolina	87 57			112 A Clemson	60 46								

Non-Div I Games:

Louisville

■ Loss,
 ■ Non-Conf,
 ■ S Site,
 ■ H Home
 ■ A Away
 N Neutral

Loyola Chicago

Through Games Of March 7, 2017

Average RPI Win:	330	WON-LOST	WINNING	LAST 10	STRENGTH OF	OPP. STRENGTH	TEAM	ADJ.	CONF.	ADJ CONF.
Average RPI Loss:	144	RECORD	PCT. RANK	GAMES	SCHEDULE	OF SCHEDULE	RPI	RPI	RPI	RPI
DIV. I ONLY	2- 27	346	0- 10	121	166	323	323	16	16	
DIV. I NON-CONF.	1- 10	325	0- 0	55	104	272	272	14	14	
TOTALS	RPI 1-25	RPI 26-50	W-L RECORDS	RPI 51-100	RPI 101-150	RPI 150+				
2- 27	0- 2	0- 5	OVERALL	0- 1	0- 4	2- 15				
2- 11	0- 1	0- 2	HOME	0- 1	0- 1	2- 6				
0- 14	0- 1	0- 3	AWAY	0- 0	0- 1	0- 9				
0- 2	0- 0	0- 0	NEUTRAL	0- 0	0- 2	0- 0				
1- 10	0- 2	0- 1	NON-CONFERENCE	0- 1	0- 4	1- 2				
1- 3	0- 1	0- 0	HOME	0- 1	0- 1	1- 0				
0- 5	0- 1	0- 1	AWAY	0- 0	0- 1	0- 2				
0- 2	0- 0	0- 0	NEUTRAL	0- 0	0- 2	0- 0				
1- 17	0- 0	0- 4	CONFERENCE	0- 0	0- 0	1- 13				
1- 8	0- 0	0- 2	HOME	0- 0	0- 0	1- 6				
0- 9	0- 0	0- 2	AWAY	0- 0	0- 0	0- 7				
0- 0	0- 0	0- 0	NEUTRAL	0- 0	0- 0	0- 0				

RPI 1-25			RPI 26-50			RPI 51-100			RPI 101+			Team's RPI: 323
RPI	S	Opponent	Score	RPI	S	Opponent	Score	RPI	S	Opponent	Score	Score
15	A	Miami (FL)	43 81	28	A	Drake	46 89	90	H	Northern Ill.	70 90	112 N Clemson 40 61
17	H	DePaul	46 107	28	H	Drake	42 86					123 N Troy 67 91
				39	A	Central Mich.	57 95					131 A Lamar University 50 76
				49	A	UNI	30 68					146 H Milwaukee 46 73
				49	H	UNI	43 89					153 A Missouri St. 52 61
												153 H Missouri St. 32 60
												159 A Pittsburgh 35 59
												168 A Southern Ill. 57 73
												168 H Southern Ill. 46 71
												171 A Western Mich. 53 65
												182 A Wichita St. 43 65
												182 H Wichita St. 64 83
												232 A Bradley 45 72
												232 H Bradley 53 60
												235 A Indiana St. 32 53
												235 H Indiana St. 38 48
												241 A Evansville 36 67
												241 H Evansville 50 81
												314 A Illinois St. 51 63
												314 H Illinois St. 64 61
												345 H Chicago St. 59 54
LAST 12 Division I GAMES:												
				168	H	Southern Ill.	46 71					235 A Indiana St. 32 53
				241	H	Evansville	50 81					314 A Illinois St. 51 63
				153	A	Missouri St.	52 61					232 A Bradley 45 72
				182	A	Wichita St.	43 65					182 H Wichita St. 64 83
				28	H	Drake	42 86					153 H Missouri St. 32 60
				49	H	UNI	43 89					49 A UNI 30 68

Non-Div I Games:

Loyola Chicago

■ Loss,
 ■ Non-Conf,
 ■ S Site,
 ■ H Home
 ■ A Away
 N Neutral

Loyola Maryland

Through Games Of March 7, 2017

Average RPI Win:	279	WON-LOST	WINNING	LAST 10	STRENGTH OF	OPP. STRENGTH	TEAM	ADJ.	CONF.	ADJ CONF.
Average RPI Loss:	161	RECORD	PCT. RANK	GAMES	SCHEDULE	OF SCHEDULE	RPI	RPI	RPI	RPI
DIV. I ONLY	11- 20	257	2- 8	201	273	269	269	23	23	
DIV. I NON-CONF.	4- 7	224	0- 0	173	213	241	241	25	25	
TOTALS	RPI 1-25	RPI 26-50	W-L RECORDS	RPI 51-100	RPI 101-150	RPI 150+				
11- 20	0- 1	0- 0	OVERALL	0- 4	0- 4	11- 11				
8- 8	0- 1	0- 0	HOME	0- 1	0- 2	8- 4				
3- 12	0- 0	0- 0	AWAY	0- 3	0- 2	3- 7				
0- 0	0- 0	0- 0	NEUTRAL	0- 0	0- 0	0- 0				
4- 7	0- 1	0- 0	NON-CONFERENCE	0- 1	0- 2	4- 3				
3- 3	0- 1	0- 0	HOME	0- 0	0- 1	3- 1				
1- 4	0- 0	0- 0	AWAY	0- 1	0- 1	1- 2				
0- 0	0- 0	0- 0	NEUTRAL	0- 0	0- 0	0- 0				
7- 13	0- 0	0- 0	CONFERENCE	0- 3	0- 2	7- 8				
5- 5	0- 0	0- 0	HOME	0- 1	0- 1	5- 3				
2- 8	0- 0	0- 0	AWAY	0- 2	0- 1	2- 5				
0- 0	0- 0	0- 0	NEUTRAL	0- 0	0- 0	0- 0				

RPI 1-25				RPI 26-50				RPI 51-100				RPI 101+ Team's RPI: 269			
RPI	S	Opponent	Score	RPI	S	Opponent	Score	RPI	S	Opponent	Score	RPI	S	Opponent	Score
16	H	Maryland	60 79					52	A	George Washington	64 74	126	A	Cornell	50 58
								72	A	Bucknell	39 57	135	H	Delaware	45 47
								72	A	Bucknell	72 75	136	A	Navy	51 77
								72	H	Bucknell	66 72	136	H	Navy	43 55
												154	A	Army West Point	48 67
												154	H	Army West Point	71 62
												159	A	Pittsburgh	44 74
												163	A	Fairfield	57 58
												190	A	American	59 66
												190	H	American	45 60
												195	H	Columbia	53 65
												210	A	UMBC	70 65
												226	A	Boston U.	58 61
												226	H	Boston U.	55 67
												272	A	Colgate	62 76
												272	H	Colgate	87 77
												289	H	Mt. St. Mary's	58 53
												298	H	Lipscomb	74 30
												299	A	Lafayette	60 55
												299	H	Lafayette	75 47
												304	A	Lehigh	69 86
												304	H	Lehigh	78 50
												304	H	Lehigh	62 58
												317	A	Holy Cross	56 37
												317	H	Holy Cross	58 59
												324	H	St. Francis Brooklyn	69 60
LAST 12 Division I GAMES:															
				72	A	Bucknell	72 75	72	A	Bucknell	39 57				
				304	H	Lehigh	78 50	226	H	Boston U.	55 67				
				317	A	Holy Cross	56 37	136	H	Navy	43 55				
				190	A	American	59 66	154	A	Army West Point	48 67				
				317	H	Holy Cross	58 59	304	A	Lehigh	69 86				
				272	A	Colgate	62 76	299	H	Lafayette	75 47				

Non-Div I Games:

Loyola Maryland

Loss, Non-Conf, S Site, H Home A Away N Neutral

Average RPI Win:	239	WON-LOST	WINNING	LAST 10	STRENGTH OF	OPP. STRENGTH	TEAM	ADJ.	CONF.	ADJ CONF.
Average RPI Loss:	127	RECORD	PCT. RANK	GAMES	SCHEDULE	OF SCHEDULE	RPI	RPI	RPI	RPI
DIV. I ONLY	14- 16	193	5- 5	220	169	204	204	15	15	
DIV. I NON-CONF.	5- 6	186	0- 0	222	245	213	213	13	13	
TOTALS	RPI 1-25	RPI 26-50	W-L RECORDS	RPI 51-100	RPI 101-150	RPI 150+				
14- 16	0- 0	0- 0	OVERALL	1- 6	1- 6	12- 4				
9- 6	0- 0	0- 0	HOME	1- 3	1- 2	7- 1				
5- 9	0- 0	0- 0	AWAY	0- 1	0- 0	5- 1				
0- 1	0- 0	0- 0	NEUTRAL	0- 0	0- 1	0- 0				
5- 6	0- 0	0- 0	NON-CONFERENCE	0- 3	0- 2	5- 1				
2- 4	0- 0	0- 0	HOME	0- 2	0- 1	2- 1				
3- 2	0- 0	0- 0	AWAY	0- 1	0- 1	3- 0				
0- 0	0- 0	0- 0	NEUTRAL	0- 0	0- 0	0- 0				
9- 10	0- 0	0- 0	CONFERENCE	1- 3	1- 4	7- 3				
7- 2	0- 0	0- 0	HOME	1- 1	1- 1	5- 0				
2- 7	0- 0	0- 0	AWAY	0- 2	0- 2	2- 3				
0- 1	0- 0	0- 0	NEUTRAL	0- 0	0- 1	0- 0				

RPI S	Opponent	Score	RPI S	Opponent	Score	RPI S	Opponent	Score	RPI S	Opponent	Score	Team's RPI: 204
						56	H Belmont	72 79	102	A Washington St.	45 92	
						64	A Gonzaga	61 73	109	A St. Mary's (CA)	59 74	
						64	H Gonzaga	56 80	109	H St. Mary's (CA)	72 57	
						80	A Oklahoma St.	58 66	124	H Long Beach St.	78 81	
						87	A BYU	59 76	137	A San Francisco	73 89	
						87	H BYU	77 74	137	H San Francisco	72 79	
						93	H Saint Louis	76 90	137	N San Francisco	67 80	
									160	A Santa Clara	64 71	
									160	H Santa Clara	61 50	
									180	H UC Riverside	72 75	
									214	A Seattle U	62 59	
									222	A San Diego	58 61	
									222	H San Diego	63 55	
									231	H UC Santa Barbara	57 55	
									244	A Pacific	65 52	
									244	H Pacific	75 64	
									266	A San Diego St.	60 53	
									276	A Portland	56 71	
									276	H Portland	69 54	
									313	A Pepperdine	87 78	
									313	H Pepperdine	72 60	
									326	H UC Irvine	58 39	
									346	A Cal St. Fullerton	77 62	
LAST 12 Division I GAMES:												
			137	N San Francisco	67 80	64	A Gonzaga	61 73				
			244	H Pacific	75 64	137	H San Francisco	72 79				
			137	A San Francisco	73 89	222	H San Diego	63 55				
			313	A Pepperdine	87 78	87	H BYU	77 74				
			109	H St. Mary's (CA)	72 57	244	A Pacific	65 52				
			276	A Portland	56 71	160	H Santa Clara	61 50				

Non-Div I Games:

Loyola Marymount

■ Loss,
 ■ Non-Conf,
 ■ S Site,
 ■ Home
 ■ A Away
 N Neutral

Maine

Through Games Of March 7, 2017

Average RPI Win:	205	WON-LOST	WINNING	LAST 10	STRENGTH OF	OPP. STRENGTH	TEAM	ADJ.	CONF.	ADJ CONF.
Average RPI Loss:	121	RECORD	PCT. RANK	GAMES	SCHEDULE	OF SCHEDULE	RPI	RPI	RPI	RPI
DIV. I ONLY	18- 15	151	7- 3	120	133	127	127	22	22	
DIV. I NON-CONF.	7- 8	181	0- 0	75	25	99	99	22	22	
TOTALS	RPI 1-25	RPI 26-50	W-L RECORDS	RPI 51-100	RPI 101-150	RPI 150+				
18- 15	0- 3	0- 1	OVERALL	3- 3	1- 2	14- 6				
10- 2	0- 1	0- 0	HOME	1- 1	1- 0	8- 0				
3- 12	0- 2	0- 1	AWAY	0- 2	0- 2	3- 5				
5- 1	0- 0	0- 0	NEUTRAL	2- 0	0- 0	3- 1				
7- 8	0- 3	0- 1	NON-CONFERENCE	2- 1	0- 1	5- 2				
3- 1	0- 1	0- 0	HOME	1- 0	0- 0	2- 0				
1- 6	0- 2	0- 1	AWAY	0- 1	0- 1	1- 1				
3- 1	0- 0	0- 0	NEUTRAL	1- 0	0- 0	2- 1				
11- 7	0- 0	0- 0	CONFERENCE	1- 2	1- 1	9- 4				
7- 1	0- 0	0- 0	HOME	0- 1	1- 0	6- 0				
2- 6	0- 0	0- 0	AWAY	0- 1	0- 1	2- 4				
2- 0	0- 0	0- 0	NEUTRAL	1- 0	0- 0	1- 0				

RPI 1-25				RPI 26-50				RPI 51-100				RPI 101+ Team's RPI: 127			
RPI	S	Opponent	Score	RPI	S	Opponent	Score	RPI	S	Opponent	Score	RPI	S	Opponent	Score
3	A	South Carolina	42 79	44	A	Harvard	62 69	54	H	Purdue	67 47	112	A	Clemson	61 69
5	H	Mississippi St.	43 87					66	N	Chattanooga	49 39	113	A	Albany (NY)	60 64
15	A	Miami (FL)	51 76					74	A	Tulane	62 77	113	H	Albany (NY)	84 71
								75	A	New Hampshire	44 50	151	H	Northeastern	68 49
								75	H	New Hampshire	57 65	166	N	Hampton	49 58
								75	N	New Hampshire	61 52	176	A	Boston College	53 64
												183	A	Hartford	66 60
												183	H	Hartford	73 62
												202	N	ETSU	61 48
												210	A	UMBC	62 66
												210	H	UMBC	72 40
												211	A	Binghamton	52 58
												211	H	Binghamton	62 49
												211	N	Binghamton	57 40
												216	H	Dartmouth	60 55
												258	A	Bryant	77 52
												261	A	Stony Brook	41 55
												261	H	Stony Brook	78 71
												274	A	Vermont	52 55
												274	H	Vermont	59 43
												327	N	Saint Peter's	59 43
												344	A	UMass Lowell	65 44
												344	H	UMass Lowell	76 50
LAST 12 Division I GAMES:															
		75 N New Hampshire	61 52			344 H UMass Lowell	76 50								
		211 N Binghamton	57 40			183 A Hartford	66 60								
		211 H Binghamton	62 49			210 A UMBC	62 66								
		113 A Albany (NY)	60 64			274 H Vermont	59 43								
		75 H New Hampshire	57 65			211 A Binghamton	52 58								
		261 H Stony Brook	78 71			113 H Albany (NY)	84 71								

Non-Div I Games:

Maine

■ Loss,
■ Non-Conf,
■ S Site,
■ H Home
■ A Away
N Neutral

RPI 1-25					
RPI	S	Opponent	Score		
32	A	Quinnipiac	81		
32	H	Quinnipiac	69		
<div>LAST 12 Division I GAMES:</div>					
217	N	Monmouth	62	46	62
234	A	Marist	81	76	81
217	H	Monmouth	63	50	63
32	H	Quinnipiac	69	49	69
217	A	Monmouth	61	75	61
163	H	Fairfield	64	43	64
RPI 26-50					
RPI	S	Opponent	Score		
32	A	Quinnipiac	81		
32	H	Quinnipiac	69		
<div>LAST 12 Division I GAMES:</div>					
217	N	Monmouth	62	46	62
234	A	Marist	81	76	81
217	H	Monmouth	63	50	63
32	H	Quinnipiac	69	49	69
217	A	Monmouth	61	75	61
163	H	Fairfield	64	43	64
RPI 51-100					
RPI	S	Opponent	Score		
72	A	Bucknell	69	64	69
75	H	New Hampshire	59	42	59
<div>LAST 12 Division I GAMES:</div>					
177	A	Siena	67	62	67
265	A	Niagara	65	42	65
253	A	Canisius	58	48	58
327	H	Saint Peter's	44	57	44
106	A	Rider	73	64	73
327	A	Saint Peter's	65	69	65
327	H	Saint Peter's	44	57	44
RPI 101+					
RPI	S	Opponent	Score		
101	A	Buffalo	73	39	73
106	A	Rider	73	64	73
106	H	Rider	53	36	53
122	A	Fordham	63	60	63
134	H	Yale	57	63	57
147	A	Iona	70	53	70
147	H	Iona	76	62	76
152	A	Brown	57	58	57
163	A	Fairfield	71	56	71
163	H	Fairfield	64	43	64
177	A	Siena	67	62	67
177	H	Siena	66	68	66
217	A	Monmouth	61	75	61
217	H	Monmouth	63	50	63
217	N	Monmouth	62	46	62
234	A	Marist	81	76	81
234	H	Marist	62	47	62
253	A	Canisius	58	48	58
253	H	Canisius	62	57	62
261	H	Stony Brook	55	50	55
265	A	Niagara	65	42	65
265	H	Niagara	62	59	62
317	H	Holy Cross	56	60	56
324	A	St. Francis Brooklyn	52	55	52
327	A	Saint Peter's	65	69	65
327	H	Saint Peter's	44	57	44

Non-Div I Games:

Marist

Through Games Of March 7, 2017

Average RPI Win: 239	WON-LOST	WINNING	LAST 10	STRENGTH OF	OPP. STRENGTH	TEAM	ADJ.	CONF.	ADJ CONF.
Average RPI Loss: 166	RECORD	PCT. RANK	GAMES	SCHEDULE	OF SCHEDULE	RPI	RPI	RPI	RPI
DIV. I ONLY	15- 17	192	5- 5	309	164	234	234	19	19
DIV. I NON-CONF.	3- 7	250	0- 0	330	99	306	306	17	17
TOTALS	RPI 1-25	RPI 26-50	W-L RECORDS	RPI 51-100	RPI 101-150	RPI 150+			
15- 17	0- 1	0- 3	OVERALL	0- 0	1- 3	14- 10			
5- 8	0- 1	0- 1	HOME	0- 0	0- 2	5- 4			
8- 6	0- 0	0- 1	AWAY	0- 0	1- 1	7- 4			
2- 3	0- 0	0- 1	NEUTRAL	0- 0	0- 0	2- 2			
3- 7	0- 1	0- 1	NON-CONFERENCE	0- 0	0- 0	3- 5			
1- 2	0- 1	0- 0	HOME	0- 0	0- 0	1- 1			
1- 3	0- 0	0- 0	AWAY	0- 0	0- 0	1- 3			
1- 2	0- 0	0- 1	NEUTRAL	0- 0	0- 0	1- 1			
12- 10	0- 0	0- 2	CONFERENCE	0- 0	1- 3	11- 5			
4- 6	0- 0	0- 1	HOME	0- 0	0- 2	4- 3			
7- 3	0- 0	0- 1	AWAY	0- 0	1- 1	6- 1			
1- 1	0- 0	0- 0	NEUTRAL	0- 0	0- 0	1- 1			

RPI 1-25				RPI 26-50				RPI 51-100				RPI 101+ Team's RPI: 234			
RPI	S	Opponent	Score	RPI	S	Opponent	Score	RPI	S	Opponent	Score	RPI	S	Opponent	Score
24	H	Creighton	50 72	32	A	Quinnipiac	57 79					106	A	Rider	46 65
				32	H	Quinnipiac	36 70					106	H	Rider	56 69
				46	N	Auburn	51 52					147	A	Iona	68 62
												147	H	Iona	37 48
												163	A	Fairfield	68 62
												163	H	Fairfield	71 55
												163	N	Fairfield	44 61
												167	N	East Carolina	68 70
												177	A	Siena	70 59
												177	H	Siena	68 69
												188	A	Hofstra	42 62
												198	H	Seton Hall	63 76
												216	A	Dartmouth	66 61
												217	A	Monmouth	69 79
												217	H	Monmouth	76 66
												226	H	Boston U.	76 57
												253	A	Canisius	85 74
												253	H	Canisius	67 60
												265	A	Niagara	60 58
												265	H	Niagara	53 68
												278	A	Manhattan	62 47
												278	H	Manhattan	81 76
												290	N	N.C. A&T	69 64
												302	A	Rhode Island	61 82
												317	A	Holy Cross	46 50
												327	A	Saint Peter's	66 58
LAST 12 Division I GAMES:															
				163	N	Fairfield	44 61					106	A	Rider	46 65
				327	N	Saint Peter's	71 60					265	H	Niagara	53 68
				278	H	Manhattan	81 76					32	A	Quinnipiac	57 79
				32	H	Quinnipiac	36 70					327	A	Saint Peter's	66 58
				217	H	Monmouth	76 66					177	A	Siena	70 59
				163	A	Fairfield	68 62					253	H	Canisius	67 60

Non-Div I Games:

Marist

■ Loss,
 ■ Non-Conf, S Site,
 ■ Home
 ■ Away
 N Neutral

M
a
r
i
s
t

RPI S Opponent Marist Score

Through Games Of March 7, 2017

RPI	S	Opponent	Score	
327	H	Saint Peter's	69	73
327	N	Saint Peter's	71	60

M
a
r
i
s
t

Marist

Average RPI Win:	135	WON-LOST	WINNING	LAST 10	STRENGTH OF	OPP. STRENGTH	TEAM	ADJ.	CONF.	ADJ CONF.
Average RPI Loss:	81	RECORD	PCT. RANK	GAMES	SCHEDULE	OF SCHEDULE	RPI	RPI	RPI	RPI
DIV. I ONLY	25- 7	29	9- 1	54	74	27	27	7	7	
DIV. I NON-CONF.	9- 2	37	0- 0	87	89	45	45	7	7	
TOTALS	RPI 1-25	RPI 26-50	W-L RECORDS	RPI 51-100	RPI 101-150	RPI 150+				
25- 7	5- 2	1- 1	OVERALL	6- 2	2- 0	11- 2				
16- 3	3- 1	1- 1	HOME	4- 1	2- 0	6- 0				
9- 3	2- 1	0- 0	AWAY	2- 1	0- 0	5- 1				
0- 1	0- 0	0- 0	NEUTRAL	0- 0	0- 0	0- 1				
9- 2	1- 0	1- 1	NON-CONFERENCE	1- 0	2- 0	4- 1				
6- 1	0- 0	1- 1	HOME	1- 0	2- 0	2- 0				
3- 0	1- 0	0- 0	AWAY	0- 0	0- 0	2- 0				
0- 1	0- 0	0- 0	NEUTRAL	0- 0	0- 0	0- 1				
16- 5	4- 2	0- 0	CONFERENCE	5- 2	0- 0	7- 1				
10- 2	3- 1	0- 0	HOME	3- 1	0- 0	4- 0				
6- 3	1- 1	0- 0	AWAY	2- 1	0- 0	3- 1				
0- 0	0- 0	0- 0	NEUTRAL	0- 0	0- 0	0- 0				

RPI 1-25				RPI 26-50				Team's RPI: 27	RPI 51-100				RPI 101+			
RPI	S	Opponent	Score	RPI	S	Opponent	Score		RPI	S	Opponent	Score	RPI	S	Opponent	Score
4	A	Oregon St.	74 73	26	H	Green Bay	63 78		60	H	Western Ill.	77 61	146	H	Milwaukee	85 74
17	A	DePaul	102 101	34	H	Arizona St.	75 63		67	A	Villanova	77 71	149	H	New Mexico	62 52
17	H	DePaul	86 78						67	H	Villanova	62 53	160	N	Santa Clara	62 65
17	H	DePaul	96 81						68	A	Georgetown	84 77	196	A	Providence	64 66
24	A	Creighton	77 80						68	H	Georgetown	80 66	196	H	Providence	79 74
24	H	Creighton	63 83						68	H	Georgetown	80 70	198	A	Seton Hall	83 77
24	H	Creighton	72 65						70	A	St. John's (NY)	64 70	198	H	Seton Hall	103 60
									70	H	St. John's (NY)	72 82	205	A	Xavier	86 71
													205	H	Xavier	85 61
													212	A	Wisconsin	81 75
													242	H	Saint Francis (PA)	104 91
													244	A	Pacific	89 75
													259	A	Butler	72 66
													259	H	Butler	91 53
													343	H	Longwood	87 37
LAST 12 Division I GAMES:																
17	H	DePaul	86 78	205	A	Xavier	86 71									
24	H	Creighton	72 65	259	A	Butler	72 66									
68	H	Georgetown	80 66	70	H	St. John's (NY)	72 82									
67	H	Villanova	62 53	198	H	Seton Hall	103 60									
68	H	Georgetown	80 70	24	A	Creighton	77 80									
17	H	DePaul	96 81	196	A	Providence	64 66									

Non-Div I Games:

Marquette

■ Loss,
■ Non-Conf,
■ S Site,
■ H Home
■ A Away
N Neutral

Average RPI Win: 272		WON-LOST	WINNING	LAST 10	STRENGTH OF	OPP. STRENGTH	TEAM	ADJ.	CONF.	ADJ CONF.
Average RPI Loss: 131		RECORD	PCT. RANK	GAMES	SCHEDULE	OF SCHEDULE	RPI	RPI	RPI	RPI
DIV. I ONLY		11- 16	226	1- 9	231	186	246	246	14	14
DIV. I NON-CONF.		6- 3	97	0- 0	341	316	220	220	16	16
TOTALS	RPI 1-25	RPI 26-50		W-L RECORDS		RPI 51-100	RPI 101-150	RPI 150+		
11- 16	0- 0	0- 2		OVERALL		0- 3	0- 7	11- 4		
7- 6	0- 0	0- 1		HOME		0- 1	0- 4	7- 0		
3- 9	0- 0	0- 1		AWAY		0- 2	0- 3	3- 3		
1- 1	0- 0	0- 0		NEUTRAL		0- 0	0- 0	1- 1		
6- 3	0- 0	0- 0		NON-CONFERENCE		0- 1	0- 1	6- 1		
4- 0	0- 0	0- 0		HOME		0- 0	0- 0	4- 0		
1- 2	0- 0	0- 0		AWAY		0- 1	0- 1	1- 0		
1- 1	0- 0	0- 0		NEUTRAL		0- 0	0- 0	1- 1		
5- 13	0- 0	0- 2		CONFERENCE		0- 2	0- 6	5- 3		
3- 6	0- 0	0- 1		HOME		0- 1	0- 4	3- 0		
2- 7	0- 0	0- 1		AWAY		0- 1	0- 2	2- 3		
0- 0	0- 0	0- 0		NEUTRAL		0- 0	0- 0	0- 0		

RPI 1-25				RPI 26-50				RPI 51-100				RPI 101+				Team's RPI:	
RPI	S	Opponent	Score	RPI	S	Opponent	Score	RPI	S	Opponent	Score	RPI	S	Opponent	Score		
				40	A	Western Ky.	57 73	81	A	Middle Tenn.	69 94	114	A	Charlotte	77 93		
				40	H	Western Ky.	64 78	81	H	Middle Tenn.	63 72	114	H	Charlotte	75 89		
								84	A	Penn St.	80 82	118	H	Southern Miss.	78 82		
												120	A	North Carolina	53 75		
												130	A	Old Dominion	69 73		
												130	H	Old Dominion	85 94		
												145	H	Louisiana Tech	54 72		
												161	A	Rice	74 84		
												174	A	UAB	55 71		
												174	H	UAB	61 58		
												178	A	UTSA	88 81		
												194	A	North Texas	60 57		
												207	A	Illinois	55 53		
												255	H	Coastal Caro.	84 66		
												267	N	Prairie View	68 78		
												300	A	UTEP	74 84		
												307	H	FIU	70 52		
												329	H	Florida A&M	77 67		
												330	H	Morgan St.	62 43		
												337	H	Fla. Atlantic	76 53		
												340	N	Sam Houston St.	73 50		
												343	H	Longwood	70 50		
LAST 12 Division I GAMES:																	
				194	A	North Texas	60 57	40	H	Western Ky.	64 78						
				161	A	Rice	74 84	145	H	Louisiana Tech	54 72						
				114	H	Charlotte	75 89	118	H	Southern Miss.	78 82						
				130	H	Old Dominion	85 94	300	A	UTEP	74 84						
				81	A	Middle Tenn.	69 94	178	A	UTSA	88 81						
				174	A	UAB	55 71	40	A	Western Ky.	57 73						

Marshall

■ Loss, ■ Non-Conf, S Site, H Home A Away N Neutral

Maryland

Through Games Of March 7, 2017

Average RPI Win:	142	WON-LOST	WINNING	LAST 10	STRENGTH OF	OPP. STRENGTH	TEAM	ADJ.	CONF.	ADJ CONF.
Average RPI Loss:	13	RECORD	PCT. RANK	GAMES	SCHEDULE	OF SCHEDULE	RPI	RPI	RPI	RPI
DIV. I ONLY	30- 2	2	9- 1	112	46	16	16	6	6	
DIV. I NON-CONF.	12- 1	7	0- 0	230	65	56	56	6	6	
TOTALS	RPI 1-25	RPI 26-50	W-L RECORDS	RPI 51-100	RPI 101-150	RPI 150+				
30- 2	1- 2	5- 0	OVERALL	9- 0	2- 0	13- 0				
14- 1	0- 1	1- 0	HOME	4- 0	0- 0	9- 0				
11- 1	1- 1	2- 0	AWAY	3- 0	1- 0	4- 0				
5- 0	0- 0	2- 0	NEUTRAL	2- 0	1- 0	0- 0				
12- 1	1- 1	1- 0	NON-CONFERENCE	0- 0	2- 0	8- 0				
6- 1	0- 1	0- 0	HOME	0- 0	0- 0	6- 0				
4- 0	1- 0	0- 0	AWAY	0- 0	1- 0	2- 0				
2- 0	0- 0	1- 0	NEUTRAL	0- 0	1- 0	0- 0				
18- 1	0- 1	4- 0	CONFERENCE	9- 0	0- 0	5- 0				
8- 0	0- 0	1- 0	HOME	4- 0	0- 0	3- 0				
7- 1	0- 1	2- 0	AWAY	3- 0	0- 0	2- 0				
3- 0	0- 0	1- 0	NEUTRAL	2- 0	0- 0	0- 0				

RPI 1-25				Team's RPI: 16		RPI 26-50				RPI 51-100				RPI 101+			
RPI	S	Opponent	Score	RPI	S	Opponent	Score	RPI	S	Opponent	Score	RPI	S	Opponent	Score		
1	H	UConn	81 87	34	N	Arizona St.	83 42	54	A	Purdue	85 70	102	N	Washington St.	79 69		
11	A	Louisville	78 72	43	A	Michigan St.	89 72	54	N	Purdue	74 64	125	A	Duquesne	77 57		
25	A	Ohio St.	87 98	43	N	Michigan St.	100 89	61	A	Iowa	98 82	197	A	Nebraska	93 49		
				47	H	Michigan	83 70	61	H	Iowa	100 81	201	H	Towson	97 63		
				50	A	Indiana	92 56	69	H	Northwestern	96 65	207	A	Illinois	94 49		
								71	A	Minnesota	83 72	207	H	Illinois	84 59		
								71	H	Minnesota	93 60	210	H	UMBC	92 42		
								71	N	Minnesota	92 80	212	H	Wisconsin	89 40		
								84	H	Penn St.	89 83	228	H	Rutgers	80 71		
												260	H	UMES	106 61		
												265	A	Niagara	96 64		
												269	A	Loyola Maryland	79 60		
												289	H	Mt. St. Mary's	106 42		
												327	H	Saint Peter's	101 49		
												344	H	UMass Lowell	100 44		
LAST 12 Division I GAMES:																	
				54	N	Purdue	74 64	43	A	Michigan St.	89 72						
				43	N	Michigan St.	100 89	207	H	Illinois	84 59						
				71	N	Minnesota	92 80	50	A	Indiana	92 56						
				71	H	Minnesota	93 60	54	A	Purdue	85 70						
				25	A	Ohio St.	87 98	61	H	Iowa	100 81						
				212	H	Wisconsin	89 40	207	A	Illinois	94 49						

Non-Div I Games:

Maryland

Loss, Non-Conf, S Site, H Home A Away N Neutral

Average RPI Win: 277		WON-LOST	WINNING	LAST 10	STRENGTH OF	OPP. STRENGTH	TEAM	ADJ.	CONF.	ADJ CONF.
Average RPI Loss: 161		RECORD	PCT. RANK	GAMES	SCHEDULE	OF SCHEDULE	RPI	RPI	RPI	RPI
DIV. I ONLY		8- 21	288	1- 9	280	167	309	309	12	12
DIV. I NON-CONF.		5- 7	205	1- 0	310	272	268	268	12	12
TOTALS	RPI 1-25	RPI 26-50		W-L RECORDS		RPI 51-100	RPI 101-150	RPI 150+		
8- 21	0- 0	0- 1		OVERALL		0- 5	1- 4	7- 11		
6- 6	0- 0	0- 0		HOME		0- 2	1- 0	5- 4		
1- 14	0- 0	0- 0		AWAY		0- 1	0- 1	1- 2		
1- 1	0- 0	0- 0		NEUTRAL		0- 1	0- 0	1- 0		
5- 7	0- 0	0- 0		NON-CONFERENCE		0- 2	0- 1	5- 4		
4- 0	0- 0	0- 0		HOME		0- 0	0- 0	4- 0		
0- 6	0- 0	0- 0		AWAY		0- 1	0- 1	0- 4		
1- 1	0- 0	0- 0		NEUTRAL		0- 1	0- 0	1- 0		
3- 14	0- 0	0- 1		CONFERENCE		0- 3	1- 3	2- 7		
2- 6	0- 0	0- 0		HOME		0- 2	1- 0	1- 4		
1- 8	0- 0	0- 1		AWAY		0- 1	0- 3	1- 3		
0- 0	0- 0	0- 0		NEUTRAL		0- 0	0- 0	0- 0		

[illegible]

Non-Div I Games:	Merrimack	73	44
------------------	-----------	----	----

Massachusetts

Loss, Non-Conf, S Site, H Home A Away N Neutral

Average RPI Win:	320	WON-LOST	WINNING	LAST 10	STRENGTH OF	OPP. STRENGTH	TEAM	ADJ.	CONF.	ADJ CONF.
Average RPI Loss:	159	RECORD	PCT. RANK	GAMES	SCHEDULE	OF SCHEDULE	RPI	RPI	RPI	RPI
DIV. I ONLY	9- 16	250	3- 7	304	282	286	286	27	27	
DIV. I NON-CONF.	1- 6	310	0- 0	246	76	308	308	27	27	
TOTALS	RPI 1-25	RPI 26-50	W-L RECORDS	RPI 51-100	RPI 101-150	RPI 150+				
9- 16	0- 0	0- 0	OVERALL	0- 4	0- 5	9- 7				
5- 6	0- 0	0- 0	HOME	0- 2	0- 2	5- 2				
4- 8	0- 0	0- 0	AWAY	0- 2	0- 2	4- 4				
0- 2	0- 0	0- 0	NEUTRAL	0- 0	0- 1	0- 1				
1- 6	0- 0	0- 0	NON-CONFERENCE	0- 1	0- 2	1- 3				
0- 2	0- 0	0- 0	HOME	0- 0	0- 1	0- 1				
1- 2	0- 0	0- 0	AWAY	0- 1	0- 0	1- 1				
0- 2	0- 0	0- 0	NEUTRAL	0- 0	0- 1	0- 1				
8- 10	0- 0	0- 0	CONFERENCE	0- 3	0- 3	8- 4				
5- 4	0- 0	0- 0	HOME	0- 2	0- 1	5- 1				
3- 6	0- 0	0- 0	AWAY	0- 1	0- 2	3- 3				
0- 0	0- 0	0- 0	NEUTRAL	0- 0	0- 0	0- 0				

RPI 1-25			RPI 26-50			RPI 51-100			RPI 101+ Team's RPI: 286		
RPI	S	Opponent	Score	RPI	S	Opponent	Score	RPI	S	Opponent	Score
						74 A Tulane	65 82	107 A Abilene Christian		65 77	
						97 A Central Ark.	52 67	131 A Lamar University		57 79	
						97 H Central Ark.	49 72	131 H Lamar University		67 83	
						99 H SFA	65 96	132 N Alabama		63 84	
								145 H Louisiana Tech		56 66	
								155 H Louisiana		70 77	
								159 N Pittsburgh		65 71	
								164 A TCU		70 74	
								219 A New Orleans		85 92	
								219 H New Orleans		59 71	
								283 A A&M-Corpus Christi		66 77	
								287 H Nicholls St.		59 52	
								293 A Northwestern St.		68 63	
								293 H Northwestern St.		68 52	
								328 A Southeastern La.		86 83	
								331 A La.-Monroe		78 52	
								332 H Incarnate Word		78 61	
								338 A Houston Baptist		68 72	
								338 H Houston Baptist		68 53	
								340 A Sam Houston St.		61 58	
								340 H Sam Houston St.		79 56	
LAST 12 Division I GAMES:											
131 H		Lamar University	67 83	332 H		Incarnate Word	78 61				
340 A		Sam Houston St.	61 58	131 A		Lamar University	57 79				
283 A		A&M-Corpus Christi	66 77	97 H		Central Ark.	49 72				
338 A		Houston Baptist	68 72	107 A		Abilene Christian	65 77				
287 H		Nicholls St.	59 52	219 H		New Orleans	59 71				
219 A		New Orleans	85 92	293 H		Northwestern St.	68 52				

Non-Div I Games: LSU-Alexandria 100 66 Louisiana Col. 88 47 Southern-N.O. 94 65 Wiley 72 56
McNeese

Memphis

Through Games Of March 7, 2017

Average RPI Win:	155	WON-LOST	WINNING	LAST 10	STRENGTH OF	OPP. STRENGTH	TEAM	ADJ.	CONF.	ADJ CONF.
Average RPI Loss:	125	RECORD	PCT. RANK	GAMES	SCHEDULE	OF SCHEDULE	RPI	RPI	RPI	RPI
DIV. I ONLY	14- 16	193	5- 5	113	77	165	165	5	5	
DIV. I NON-CONF.	7- 6	157	0- 0	282	167	223	223	5	5	
TOTALS	RPI 1-25	RPI 26-50	W-L RECORDS	RPI 51-100	RPI 101-150	RPI 150+				
14- 16	0- 3	1- 2	OVERALL	4- 2	2- 2	7- 7				
11- 5	0- 1	1- 1	HOME	2- 1	2- 0	6- 2				
3- 9	0- 2	0- 1	AWAY	2- 1	0- 1	1- 4				
0- 2	0- 0	0- 0	NEUTRAL	0- 0	0- 1	0- 1				
7- 6	0- 0	0- 1	NON-CONFERENCE	0- 0	2- 0	5- 5				
6- 2	0- 0	0- 1	HOME	0- 0	2- 0	4- 1				
1- 3	0- 0	0- 0	AWAY	0- 0	0- 0	1- 3				
0- 1	0- 0	0- 0	NEUTRAL	0- 0	0- 0	0- 1				
7- 10	0- 3	1- 1	CONFERENCE	4- 2	0- 2	2- 2				
5- 3	0- 1	1- 0	HOME	2- 1	0- 0	2- 1				
2- 6	0- 2	0- 1	AWAY	2- 1	0- 1	0- 1				
0- 1	0- 0	0- 0	NEUTRAL	0- 0	0- 1	0- 0				

RPI	S	Opponent	Score	RPI	S	Opponent	Score	RPI	S	Opponent	Score	RPI	S	Opponent	Score	Team's RPI: 165
1	A	UConn	48 91	30	A	South Fla.	49 79	74	A	Tulane	55 52	110	H	Vanderbilt	75 59	
18	A	Temple	51 66	30	H	South Fla.	62 57	74	H	Tulane	57 56	143	A	Tulsa	52 57	
18	H	Temple	67 73	45	H	Little Rock	44 54	95	A	UCF	65 62	143	N	Tulsa	55 60	
								95	H	UCF	65 59	145	H	Louisiana Tech	56 54	
								100	A	SMU	44 53	153	H	Missouri St.	69 60	
								100	H	SMU	39 60	167	H	East Carolina	72 50	
												168	A	Southern Ill.	61 69	
												172	N	Arkansas	61 91	
												175	H	Houston	66 65	
												181	A	Cincinnati	57 68	
												181	H	Cincinnati	59 66	
												186	H	Kansas	58 68	
												207	A	Illinois	64 54	
												229	A	Samford	42 48	
												268	H	Southeast Mo. St.	65 63	
												282	A	Nevada	67 75	
												287	H	Nicholls St.	73 62	
												293	H	Northwestern St.	54 38	
LAST 12 Division I GAMES:																
143	N	Tulsa	55 60	74	A	Tulane	55 52									
74	H	Tulane	57 56	30	H	South Fla.	62 57									
1	A	UConn	48 91	100	A	SMU	44 53									
100	H	SMU	39 60	95	H	UCF	65 59									
181	A	Cincinnati	57 68	175	H	Houston	66 65									
167	H	East Carolina	72 50	18	A	Temple	51 66									

Non-Div I Games:

Memphis

■ Loss,
■ Non-Conf,
■ S Site,
■ Home
■ A Away
N Neutral

Average RPI Win:	242	WON-LOST	WINNING	LAST 10	STRENGTH OF	OPP. STRENGTH	TEAM	ADJ.	CONF.	ADJ CONF.
Average RPI Loss:	59	RECORD	PCT. RANK	GAMES	SCHEDULE	OF SCHEDULE	RPI	RPI	RPI	RPI
DIV. I ONLY	22- 6	27	8- 2	289	141	91	91	17	17	
DIV. I NON-CONF.	8- 3	67	0- 0	326	75	135	135	20	20	
TOTALS	RPI 1-25	RPI 26-50	W-L RECORDS	RPI 51-100	RPI 101-150	RPI 150+				
22- 6	0- 1	0- 0	OVERALL	0- 5	0- 0	22- 0				
9- 2	0- 1	0- 0	HOME	0- 1	0- 0	9- 0				
11- 3	0- 0	0- 0	AWAY	0- 3	0- 0	11- 0				
2- 1	0- 0	0- 0	NEUTRAL	0- 1	0- 0	2- 0				
8- 3	0- 1	0- 0	NON-CONFERENCE	0- 2	0- 0	8- 0				
3- 1	0- 1	0- 0	HOME	0- 0	0- 0	3- 0				
5- 2	0- 0	0- 0	AWAY	0- 2	0- 0	5- 0				
0- 0	0- 0	0- 0	NEUTRAL	0- 0	0- 0	0- 0				
14- 3	0- 0	0- 0	CONFERENCE	0- 3	0- 0	14- 0				
6- 1	0- 0	0- 0	HOME	0- 1	0- 0	6- 0				
6- 1	0- 0	0- 0	AWAY	0- 1	0- 0	6- 0				
2- 1	0- 0	0- 0	NEUTRAL	0- 1	0- 0	2- 0				

RPI 1-25				RPI 26-50				RPI 51-100				Team's RPI: 91	RPI 101+			
RPI	S	Opponent	Score	RPI	S	Opponent	Score	RPI	S	Opponent	Score		RPI	S	Opponent	Score
12	H	Florida St.	40 83					58	A	Georgia Tech	50 70		175	A	Houston	64 60
								66	A	Chattanooga	50 70		189	H	Campbell	76 60
								66	H	Chattanooga	56 74		200	A	UNCG	77 64
								66	N	Chattanooga	59 61		200	H	UNCG	58 47
								85	A	Georgia	64 72		202	A	ETSU	71 56
													202	H	ETSU	72 55
													207	A	Illinois	51 33
													229	A	Samford	76 68
													229	H	Samford	59 49
													229	N	Samford	63 52
													240	A	Wofford	61 46
													240	H	Wofford	54 39
													240	N	Wofford	67 42
													249	A	Ga. Southern	77 56
													257	A	Furman	68 47
													257	H	Furman	76 52
													275	H	Kennesaw St.	61 46
													277	A	Davidson	67 60
													279	A	Western Caro.	59 57
													279	H	Western Caro.	84 53
													337	H	Fla. Atlantic	74 57
													342	A	Winthrop	71 48
LAST 12 Division I GAMES:																
				66	N	Chattanooga	59 61	200	H	UNCG	58 47					
				229	N	Samford	63 52	279	H	Western Caro.	84 53					
				240	N	Wofford	67 42	202	A	ETSU	71 56					
				229	A	Samford	76 68	66	A	Chattanooga	50 70					
				257	A	Furman	68 47	229	H	Samford	59 49					
				240	A	Wofford	61 46	240	H	Wofford	54 39					

Non-Div I Games: West Ga. 67 36 Paine 93 50 Emmanuel (GA) 84 70

Mercer

Loss, Non-Conf, S Site, H Home A Away N Neutral

Average RPI Win:	126	WON-LOST	WINNING	LAST 10	STRENGTH OF	OPP. STRENGTH	TEAM	ADJ.	CONF.	ADJ CONF.
Average RPI Loss:	12	RECORD	PCT. RANK	GAMES	SCHEDULE	OF SCHEDULE	RPI	RPI	RPI	RPI
DIV. I ONLY	23- 8	46	7- 3	20	21	15	15	3	3	
DIV. I NON-CONF.	11- 1	12	0- 0	133	63	16	16	4	4	
TOTALS	RPI 1-25	RPI 26-50	W-L RECORDS	RPI 51-100	RPI 101-150	RPI 150+				
23- 8	2- 7	1- 1	OVERALL	5- 0	9- 0	6- 0				
13- 2	0- 2	0- 0	HOME	2- 0	7- 0	4- 0				
7- 5	1- 4	1- 1	AWAY	2- 0	1- 0	2- 0				
3- 1	1- 1	0- 0	NEUTRAL	1- 0	1- 0	0- 0				
11- 1	1- 1	0- 0	NON-CONFERENCE	1- 0	5- 0	4- 0				
7- 0	0- 0	0- 0	HOME	0- 0	4- 0	3- 0				
3- 1	1- 1	0- 0	AWAY	1- 0	0- 0	1- 0				
1- 0	0- 0	0- 0	NEUTRAL	0- 0	1- 0	0- 0				
12- 7	1- 6	1- 1	CONFERENCE	4- 0	4- 0	2- 0				
6- 2	0- 2	0- 0	HOME	2- 0	3- 0	1- 0				
4- 4	0- 3	1- 1	AWAY	1- 0	1- 0	1- 0				
2- 1	1- 1	0- 0	NEUTRAL	1- 0	0- 0	0- 0				

RPI	S	Opponent	Score	RPI	S	Opponent	Score	RPI	S	Opponent	Score	RPI	S	Opponent	Score
2	H	Notre Dame	55 67	31	A	Syracuse	48 81	51	H	Virginia	63 52	104	H	Texas Tech	74 56
8	A	Duke	70 83	38	A	North Carolina St.	67 64	58	H	Georgia Tech	75 70	105	A	Virginia Tech	79 69
8	N	Duke	52 57					58	N	Georgia Tech	87 71	105	H	Virginia Tech	82 75
11	A	Louisville	59 63					70	A	St. John's (NY)	62 50	112	H	Clemson	81 57
12	A	Florida St.	71 80					86	A	Wake Forest	79 56	113	N	Albany (NY)	77 53
12	H	Florida St.	66 81									114	H	Charlotte	80 46
12	N	Florida St.	56 54									120	H	North Carolina	100 88
14	A	Kentucky	66 82									127	H	Maine	76 51
25	A	Ohio St.	94 89									130	H	Old Dominion	66 56
												159	A	Pittsburgh	82 50
												176	H	Boston College	58 51
												209	H	Grambling	89 61
												291	H	Coppin St.	75 35
												307	A	FIU	69 49
												323	H	Loyola Chicago	81 43
LAST 12 Division I GAMES:															
		8 N Duke	52 57			112 H Clemson	81 57								
		12 N Florida St.	56 54			51 H Virginia	63 52								
		58 N Georgia Tech	87 71			12 A Florida St.	71 80								
		58 H Georgia Tech	75 70			86 A Wake Forest	79 56								
		105 A Virginia Tech	79 69			176 H Boston College	58 51								
		8 A Duke	70 83			120 H North Carolina	100 88								

Non-Div I Games:

Miami (FL)

■ Loss,
■ Non-Conf, S Site,
■ Home
■ Away
N Neutral

Average RPI Win:	270	WON-LOST	WINNING	LAST 10	STRENGTH OF	OPP. STRENGTH	TEAM	ADJ.	CONF.	ADJ CONF.
Average RPI Loss:	127	RECORD	PCT. RANK	GAMES	SCHEDULE	OF SCHEDULE	RPI	RPI	RPI	RPI
DIV. I ONLY	9- 21	280	4- 6	147	184	245	245	10	10	
DIV. I NON-CONF.	4- 7	224	0- 0	220	338	249	249	11	11	
TOTALS	RPI 1-25	RPI 26-50	W-L RECORDS	RPI 51-100	RPI 101-150	RPI 150+				
9- 21	0- 0	0- 1	OVERALL	0- 8	0- 4	9- 8				
2- 10	0- 0	0- 0	HOME	0- 4	0- 2	2- 4				
5- 9	0- 0	0- 1	AWAY	0- 4	0- 2	5- 2				
2- 2	0- 0	0- 0	NEUTRAL	0- 0	0- 0	2- 2				
4- 7	0- 0	0- 0	NON-CONFERENCE	0- 1	0- 1	4- 5				
0- 3	0- 0	0- 0	HOME	0- 1	0- 0	0- 2				
2- 2	0- 0	0- 0	AWAY	0- 0	0- 1	2- 1				
2- 2	0- 0	0- 0	NEUTRAL	0- 0	0- 0	2- 2				
5- 14	0- 0	0- 1	CONFERENCE	0- 7	0- 3	5- 3				
2- 7	0- 0	0- 0	HOME	0- 3	0- 2	2- 2				
3- 7	0- 0	0- 1	AWAY	0- 4	0- 1	3- 1				
0- 0	0- 0	0- 0	NEUTRAL	0- 0	0- 0	0- 0				

RPI 1-25				RPI 26-50				RPI 51-100				RPI 101+				Team's RPI: 245
RPI	S	Opponent	Score	RPI	S	Opponent	Score	RPI	S	Opponent	Score	RPI	S	Opponent	Score	
				39	A	Central Mich.	61 80	59	H	IUPUI	53 65	101	A	Buffalo	45 71	
								63	A	Toledo	50 64	101	H	Buffalo	51 68	
								65	A	Ohio	63 77	117	H	Ball St.	60 81	
								65	H	Ohio	62 79	141	A	Wright St.	57 65	
								90	A	Northern Ill.	76 89	170	N	La Salle	70 79	
								90	H	Northern Ill.	61 63	171	A	Western Mich.	66 73	
								92	A	Kent St.	66 84	171	H	Western Mich.	60 85	
								92	H	Kent St.	51 78	179	A	Morehead St.	43 77	
												181	H	Cincinnati	43 49	
												196	N	Providence	59 75	
												235	H	Indiana St.	54 62	
												236	A	Akron	66 62	
												236	H	Akron	54 49	
												254	A	Bowling Green	75 65	
												254	H	Bowling Green	59 61	
												263	A	Austin Peay	73 58	
												270	N	Eastern Ky.	65 54	
												280	A	Eastern Mich.	79 63	
												280	H	Eastern Mich.	72 61	
												297	A	Northern Ky.	60 50	
												316	N	Fort Wayne	69 47	
LAST 12 Division I GAMES:																
				171	A	Western Mich.	66 73	90	H	Northern Ill.	61 63					
				254	A	Bowling Green	75 65	280	A	Eastern Mich.	79 63					
				92	H	Kent St.	51 78	236	H	Akron	54 49					
				65	A	Ohio	63 77	117	H	Ball St.	60 81					
				236	A	Akron	66 62	92	A	Kent St.	66 84					
				254	H	Bowling Green	59 61	65	H	Ohio	62 79					

Non-Div I Games: Cedarville 70 57 Northwood 64 49

Miami (OH)

Loss, Non-Conf, S Site, H Home A Away N Neutral

Michigan

Through Games Of March 7, 2017

Average RPI Win:	164	WON-LOST	WINNING	LAST 10	STRENGTH OF	OPP. STRENGTH	TEAM	ADJ.	CONF.	ADJ CONF.
Average RPI Loss:	54	RECORD	PCT. RANK	GAMES	SCHEDULE	OF SCHEDULE	RPI	RPI	RPI	RPI
DIV. I ONLY	22- 9	64	6- 4	95	75	47	47	6	6	
DIV. I NON-CONF.	11- 3	53	0- 0	128	149	49	49	6	6	
TOTALS	RPI 1-25	RPI 26-50	W-L RECORDS	RPI 51-100	RPI 101-150	RPI 150+				
22- 9	0- 4	1- 3	OVERALL	7- 1	1- 0	13- 1				
14- 1	0- 0	1- 1	HOME	4- 0	1- 0	8- 0				
6- 6	0- 3	0- 1	AWAY	2- 1	0- 0	4- 1				
2- 2	0- 1	0- 1	NEUTRAL	1- 0	0- 0	1- 0				
11- 3	0- 2	0- 0	NON-CONFERENCE	3- 0	1- 0	7- 1				
7- 0	0- 0	0- 0	HOME	1- 0	1- 0	5- 0				
2- 2	0- 1	0- 0	AWAY	1- 0	0- 0	1- 1				
2- 1	0- 1	0- 0	NEUTRAL	1- 0	0- 0	1- 0				
11- 6	0- 2	1- 3	CONFERENCE	4- 1	0- 0	6- 0				
7- 1	0- 0	1- 1	HOME	3- 0	0- 0	3- 0				
4- 4	0- 2	0- 1	AWAY	1- 1	0- 0	3- 0				
0- 1	0- 0	0- 1	NEUTRAL	0- 0	0- 0	0- 0				

RPI 1-25				RPI 26-50				Team's RPI: 47	RPI 51-100				RPI 101+			
RPI	S	Opponent	Score	RPI	S	Opponent	Score		RPI	S	Opponent	Score	RPI	S	Opponent	Score
10	A	UCLA	64 84	43	H	Michigan St.	68 86		54	A	Purdue	72 62	150	H	Oakland	101 63
12	N	Florida St.	62 76	43	N	Michigan St.	64 74		58	A	Georgia Tech	92 52	171	H	Western Mich.	66 40
16	A	Maryland	70 83	50	A	Indiana	61 72		61	H	Iowa	72 70	190	H	American	82 33
25	A	Ohio St.	87 96	50	H	Indiana	78 74		64	N	Gonzaga	78 66	197	A	Nebraska	84 51
									65	H	Ohio	69 46	197	H	Nebraska	88 60
									69	H	Northwestern	80 54	205	A	Xavier	58 61
									71	H	Minnesota	84 69	207	A	Illinois	86 70
									84	A	Penn St.	75 76	212	A	Wisconsin	73 56
													212	H	Wisconsin	75 66
													213	H	Howard	109 41
													228	H	Rutgers	63 50
													265	H	Niagara	107 35
													266	A	San Diego St.	92 57
													274	H	Vermont	78 56
													342	N	Winthrop	76 39
LAST 12 Division I GAMES:																
		43 N Michigan St.	64 74			54 A Purdue	72 62									
		84 A Penn St.	75 76			61 H Iowa	72 70									
		197 H Nebraska	88 60			207 A Illinois	86 70									
		43 H Michigan St.	68 86			69 H Northwestern	80 54									
		50 A Indiana	61 72			197 A Nebraska	84 51									
		212 H Wisconsin	75 66			16 A Maryland	70 83									

Non-Div I Games:

Michigan

■ Loss,
■ Non-Conf, S Site,
■ Home
■ Away
N Neutral

Average RPI Win:	139	WON-LOST	WINNING	LAST 10	STRENGTH OF	OPP. STRENGTH	TEAM	ADJ.	CONF.	ADJ CONF.
Average RPI Loss:	69	RECORD	PCT. RANK	GAMES	SCHEDULE	OF SCHEDULE	RPI	RPI	RPI	RPI
DIV. I ONLY	21- 11	89	6- 4	57	55	43	43	6	6	
DIV. I NON-CONF.	10- 3	54	0- 0	58	61	30	30	6	6	
TOTALS	RPI 1-25	RPI 26-50	W-L RECORDS	RPI 51-100	RPI 101-150	RPI 150+				
21- 11	1- 3	4- 2	OVERALL	4- 4	2- 0	10- 2				
11- 3	1- 2	1- 0	HOME	3- 1	1- 0	5- 0				
7- 7	0- 0	2- 2	AWAY	1- 3	0- 0	4- 2				
3- 1	0- 1	1- 0	NEUTRAL	0- 0	1- 0	1- 0				
10- 3	0- 1	1- 2	NON-CONFERENCE	1- 0	2- 0	6- 0				
5- 1	0- 1	0- 0	HOME	1- 0	1- 0	3- 0				
4- 2	0- 0	1- 2	AWAY	0- 0	0- 0	3- 0				
1- 0	0- 0	0- 0	NEUTRAL	0- 0	1- 0	0- 0				
11- 8	1- 2	3- 0	CONFERENCE	3- 4	0- 0	4- 2				
6- 2	1- 1	1- 0	HOME	2- 1	0- 0	2- 0				
3- 5	0- 0	1- 0	AWAY	1- 3	0- 0	1- 2				
2- 1	0- 1	1- 0	NEUTRAL	0- 0	0- 0	1- 0				

RPI 1-25				RPI 26-50				Team's RPI: 43		RPI 51-100				RPI 101+			
RPI	S	Opponent	Score	RPI	S	Opponent	Score		RPI	S	Opponent	Score	RPI	S	Opponent	Score	
2	H	Notre Dame	61 79	31	A	Syracuse	64 75		54	A	Purdue	54 66	135	N	Delaware	81 64	
16	H	Maryland	72 89	32	A	Quinnipiac	71 54		54	H	Purdue	66 76	150	H	Oakland	81 74	
16	N	Maryland	89 100	35	A	Oregon	55 88		61	A	Iowa	83 87	151	H	Northeastern	78 44	
25	H	Ohio St.	94 75	47	A	Michigan	86 68		69	A	Northwestern	65 76	156	A	CSUN	63 59	
				47	N	Michigan	74 64		71	A	Minnesota	93 74	171	A	Western Mich.	68 64	
				50	H	Indiana	69 60		71	H	Minnesota	85 69	197	A	Nebraska	74 76	
									84	H	Penn St.	73 64	197	H	Nebraska	93 73	
									96	H	Wyoming	63 51	207	H	Illinois	71 47	
													212	A	Wisconsin	81 57	
													212	N	Wisconsin	70 63	
													221	H	Southern U.	70 55	
													228	A	Rutgers	58 62	
													277	H	Davidson	70 34	
													302	A	Rhode Island	85 48	
LAST 12 Division I GAMES:																	
		16	N	Maryland			89 100		71	H	Minnesota		85 69				
		47	N	Michigan			74 64		16	H	Maryland		72 89				
		212	N	Wisconsin			70 63		61	A	Iowa		83 87				
		197	A	Nebraska			74 76		50	H	Indiana		69 60				
		84	H	Penn St.			73 64		71	A	Minnesota		93 74				
		47	A	Michigan			86 68		212	A	Wisconsin		81 57				

Non-Div I Games:

Michigan St.

■ Loss,
 ■ Non-Conf, S Site,
 ■ Home
 ■ Away
 N Neutral

Average RPI Win:	208	WON-LOST	WINNING	LAST 10	STRENGTH OF	OPP. STRENGTH	TEAM	ADJ.	CONF.	ADJ CONF.
Average RPI Loss:	48	RECORD	PCT. RANK	GAMES	SCHEDULE	OF SCHEDULE	RPI	RPI	RPI	RPI
DIV. I ONLY	20- 9	72	9- 1	117	95	81	81	14	14	
DIV. I NON-CONF.	5- 6	186	0- 0	32	5	105	105	16	16	
TOTALS	RPI 1-25	RPI 26-50	W-L RECORDS	RPI 51-100	RPI 101-150	RPI 150+				
20- 9	0- 2	1- 3	OVERALL	1- 3	3- 1	15- 0				
11- 5	0- 1	1- 2	HOME	1- 2	0- 0	9- 0				
9- 4	0- 1	0- 1	AWAY	0- 1	3- 1	6- 0				
0- 0	0- 0	0- 0	NEUTRAL	0- 0	0- 0	0- 0				
5- 6	0- 2	1- 1	NON-CONFERENCE	1- 3	0- 0	3- 0				
3- 4	0- 1	1- 1	HOME	1- 2	0- 0	1- 0				
2- 2	0- 1	0- 0	AWAY	0- 1	0- 0	2- 0				
0- 0	0- 0	0- 0	NEUTRAL	0- 0	0- 0	0- 0				
15- 3	0- 0	0- 2	CONFERENCE	0- 0	3- 1	12- 0				
8- 1	0- 0	0- 1	HOME	0- 0	0- 0	8- 0				
7- 2	0- 0	0- 1	AWAY	0- 0	3- 1	4- 0				
0- 0	0- 0	0- 0	NEUTRAL	0- 0	0- 0	0- 0				

RPI 1-25			RPI 26-50			RPI 51-100			Team's RPI: 81	RPI 101+		
RPI	S	Opponent	Score	RPI	S	Opponent	Score	RPI	S	Opponent	Score	
11	H	Louisville	72 91	34	H	Arizona St.	48 69	51	A	Virginia	51 63	114 A Charlotte 83 81
14	A	Kentucky	48 61	39	H	Central Mich.	79 69	58	H	Georgia Tech	60 61	118 A Southern Miss. 61 81
				40	A	Western Ky.	51 66	65	H	Ohio	52 73	130 A Old Dominion 80 63
				40	H	Western Ky.	75 82	74	H	Tulane	62 59	145 A Louisiana Tech 79 65
												153 A Missouri St. 71 52
												161 H Rice 71 61
												174 A UAB 64 61
												174 H UAB 87 56
												178 H UTSA 77 63
												194 H North Texas 60 52
												246 A Marshall 72 63
												246 H Marshall 94 69
												263 H Austin Peay 82 51
												281 A Tennessee Tech 73 62
												300 H UTEP 76 53
												307 A FIU 88 53
												307 H FIU 95 43
												337 A Fla. Atlantic 71 59
												337 H Fla. Atlantic 87 69
LAST 12 Division I GAMES:												
337	A	Fla. Atlantic	71 59	130	A	Old Dominion	80 63					
307	A	FIU	88 53	300	H	UTEP	76 53					
174	H	UAB	87 56	178	H	UTSA	77 63					
246	H	Marshall	94 69	145	A	Louisiana Tech	79 65					
40	H	Western Ky.	75 82	118	A	Southern Miss.	61 81					
114	A	Charlotte	83 81	337	H	Fla. Atlantic	87 69					

Non-Div I Games:

Middle Tenn.

Milwaukee

Through Games Of March 7, 2017

Average RPI Win:	251	WON-LOST	WINNING	LAST 10	STRENGTH OF	OPP. STRENGTH	TEAM	ADJ.	CONF.	ADJ CONF.
Average RPI Loss:	114	RECORD	PCT. RANK	GAMES	SCHEDULE	OF SCHEDULE	RPI	RPI	RPI	RPI
DIV. I ONLY	20- 11	98	6- 4	279	191	146	146	18	18	
DIV. I NON-CONF.	8- 3	67	1- 0	334	160	170	170	21	21	
TOTALS	RPI 1-25	RPI 26-50	W-L RECORDS	RPI 51-100	RPI 101-150	RPI 150+				
20- 11	0- 0	1- 3	OVERALL	1- 2	2- 5	16- 1				
11- 3	0- 0	1- 0	HOME	1- 1	1- 2	8- 0				
7- 7	0- 0	0- 2	AWAY	0- 1	0- 3	7- 1				
2- 1	0- 0	0- 1	NEUTRAL	0- 0	1- 0	1- 0				
8- 3	0- 0	0- 1	NON-CONFERENCE	1- 2	0- 0	7- 0				
4- 1	0- 0	0- 0	HOME	1- 1	0- 0	3- 0				
3- 2	0- 0	0- 1	AWAY	0- 1	0- 0	3- 0				
1- 0	0- 0	0- 0	NEUTRAL	0- 0	0- 0	1- 0				
12- 8	0- 0	1- 2	CONFERENCE	0- 0	2- 5	9- 1				
7- 2	0- 0	1- 0	HOME	0- 0	1- 2	5- 0				
4- 5	0- 0	0- 1	AWAY	0- 0	0- 3	4- 1				
1- 1	0- 0	0- 1	NEUTRAL	0- 0	1- 0	0- 0				

RPI S	Opponent	Score	RPI S	Opponent	Score	RPI S	Opponent	Score	RPI S	Opponent	Score	Team's RPI: 146
26	A Green Bay	47 89	26	H Green Bay	72 60	60	H Western Ill.	76 68	139	A Detroit Mercy	63 77	
26	H Green Bay	72 60	69	H Northwestern	63 65	139	H Detroit Mercy	81 69	141	A Wright St.	52 62	
26	N Green Bay	59 66	90	A Northern Ill.	104 114	141	H Wright St.	51 69	150	A Oakland	63 77	
27	A Marquette	74 85				150	H Oakland	73 75	150	N Oakland	82 60	
						184	A Cleveland St.	80 78	184	H Cleveland St.	76 72	
						212	H Wisconsin	80 63	274	A Vermont	68 44	
						292	A Valparaiso	85 74	292	H Valparaiso	80 64	
						297	A Northern Ky.	51 72	297	H Northern Ky.	72 44	
						303	H North Dakota St.	79 74	314	A Illinois St.	68 60	
						319	A Youngstown St.	78 74	319	H Youngstown St.	86 82	
						321	A Ill.-Chicago	88 65	321	H Ill.-Chicago	83 55	
						323	A Loyola Chicago	73 46	335	N LIU Brooklyn	88 50	
						345	H Chicago St.	71 49				
LAST 12 Division I GAMES:												
26	N Green Bay	59 66	26	H Green Bay	72 60							
150	N Oakland	82 60	184	H Cleveland St.	76 72							
274	A Vermont	68 44	319	H Youngstown St.	86 82							
141	A Wright St.	52 62	150	A Oakland	63 77							
297	A Northern Ky.	51 72	139	A Detroit Mercy	63 77							
292	H Valparaiso	80 64	319	A Youngstown St.	78 74							

Non-Div I Games:

Milwaukee

■ Loss,
 ■ Non-Conf,
 ■ S Site,
 ■ H Home
 ■ A Away
 N Neutral

Minnesota

Through Games Of March 7, 2017

Average RPI Win: 136	WON-LOST	WINNING	LAST 10	STRENGTH OF	OPP. STRENGTH	TEAM	ADJ.	CONF.	ADJ CONF.
Average RPI Loss: 44	RECORD	PCT. RANK	GAMES	SCHEDULE	OF SCHEDULE	RPI	RPI	RPI	RPI
DIV. I ONLY	15- 16	176	4- 6	8	64	71	71	6	6
DIV. I NON-CONF.	9- 4	85	0- 0	12	28	33	33	6	6
TOTALS	RPI 1-25	RPI 26-50	W-L RECORDS	RPI 51-100	RPI 101-150	RPI 150+			
15- 16	0- 7	1- 4	OVERALL	5- 4	3- 1	6- 0			
11- 5	0- 3	1- 1	HOME	4- 1	1- 0	5- 0			
3- 8	0- 3	0- 3	AWAY	0- 2	2- 0	1- 0			
1- 3	0- 1	0- 0	NEUTRAL	1- 1	0- 1	0- 0			
9- 4	0- 2	1- 0	NON-CONFERENCE	3- 1	3- 1	2- 0			
7- 1	0- 1	1- 0	HOME	3- 0	1- 0	2- 0			
2- 1	0- 1	0- 0	AWAY	0- 0	2- 0	0- 0			
0- 2	0- 0	0- 0	NEUTRAL	0- 1	0- 1	0- 0			
6- 12	0- 5	0- 4	CONFERENCE	2- 3	0- 0	4- 0			
4- 4	0- 2	0- 1	HOME	1- 1	0- 0	3- 0			
1- 7	0- 2	0- 3	AWAY	0- 2	0- 0	1- 0			
1- 1	0- 1	0- 0	NEUTRAL	1- 0	0- 0	0- 0			

RPI	S	Opponent	Score	RPI	S	Opponent	Score	RPI	S	Opponent	Score	RPI	S	Opponent	Score
3	A	South Carolina	58 98	43	A	Michigan St.	69 85	54	H	Purdue	54 67	120	N	North Carolina	77 91
12	H	Florida St.	61 75	43	H	Michigan St.	74 93	56	H	Belmont	75 74	139	H	Detroit Mercy	111 91
16	A	Maryland	60 93	44	H	Harvard	103 87	61	A	Iowa	65 80	144	A	VCU	79 69
16	H	Maryland	72 83	47	A	Michigan	69 84	68	H	Georgetown	68 60	149	A	New Mexico	69 65
16	N	Maryland	80 92	50	A	Indiana	62 78	69	H	Northwestern	71 61	154	H	Army West Point	70 52
25	A	Ohio St.	62 87					84	A	Penn St.	66 77	197	A	Nebraska	79 69
25	H	Ohio St.	76 88					84	N	Penn St.	70 64	198	H	Seton Hall	90 57
								85	N	Georgia	58 70	207	H	Illinois	78 50
								92	H	Kent St.	92 62	212	H	Wisconsin	88 60
												228	H	Rutgers	80 46
LAST 12 Division I GAMES:															
16	N	Maryland	80 92	228	H	Rutgers	80 46								
84	N	Penn St.	70 64	84	A	Penn St.	66 77								
69	H	Northwestern	71 61	197	A	Nebraska	79 69								
16	A	Maryland	60 93	43	H	Michigan St.	74 93								
54	H	Purdue	54 67	25	H	Ohio St.	76 88								
43	A	Michigan St.	69 85	61	A	Iowa	65 80								

Non-Div I Games:

Minnesota

■ Loss,
■ Non-Conf,
■ S Site,
■ H Home
■ A Away
N Neutral

Average RPI Win:	93	WON-LOST	WINNING	LAST 10	STRENGTH OF	OPP. STRENGTH	TEAM	ADJ.	CONF.	ADJ CONF.
Average RPI Loss:	10	RECORD	PCT. RANK	GAMES	SCHEDULE	OF SCHEDULE	RPI	RPI	RPI	RPI
DIV. I ONLY	29- 4	5	7- 3	17	5	5	5	2	2	
DIV. I NON-CONF.	14- 0	1	0- 0	72	18	5	5	2	2	
TOTALS	RPI 1-25	RPI 26-50	W-L RECORDS	RPI 51-100	RPI 101-150	RPI 150+				
29- 4	6- 4	5- 0	OVERALL	7- 0	6- 0	5- 0				
10- 1	3- 1	1- 0	HOME	2- 0	2- 0	2- 0				
12- 2	2- 2	2- 0	AWAY	2- 0	4- 0	2- 0				
7- 1	1- 1	2- 0	NEUTRAL	3- 0	0- 0	1- 0				
14- 0	1- 0	2- 0	NON-CONFERENCE	5- 0	2- 0	4- 0				
3- 0	1- 0	0- 0	HOME	0- 0	0- 0	2- 0				
6- 0	0- 0	1- 0	AWAY	2- 0	2- 0	1- 0				
5- 0	0- 0	1- 0	NEUTRAL	3- 0	0- 0	1- 0				
15- 4	5- 4	3- 0	CONFERENCE	2- 0	4- 0	1- 0				
7- 1	2- 1	1- 0	HOME	2- 0	2- 0	0- 0				
6- 2	2- 2	1- 0	AWAY	0- 0	2- 0	1- 0				
2- 1	1- 1	1- 0	NEUTRAL	0- 0	0- 0	0- 0				

[illegible]

Non-Div I Games:

Mississippi St.

Loss, Non-Conf, S Site, H Home A Away N Neutral

Average RPI Win:	293	WON-LOST	WINNING	LAST 10	STRENGTH OF	OPP. STRENGTH	TEAM	ADJ.	CONF.	ADJ CONF.
Average RPI Loss:	201	RECORD	PCT. RANK	GAMES	SCHEDULE	OF SCHEDULE	RPI	RPI	RPI	RPI
DIV. I ONLY	8- 20	286	2- 8	301	325	310	310	30	30	
DIV. I NON-CONF.	1- 8	314	0- 0	111	142	265	265	30	30	
TOTALS	RPI 1-25	RPI 26-50	W-L RECORDS	RPI 51-100	RPI 101-150	RPI 150+				
8- 20	0- 1	0- 0	OVERALL	0- 0	0- 4	8- 15				
4- 7	0- 0	0- 0	HOME	0- 0	0- 1	4- 6				
4- 13	0- 0	0- 0	AWAY	0- 0	0- 1	4- 3				
0- 0	0- 0	0- 0	NEUTRAL	0- 0	0- 0	0- 0				
1- 8	0- 1	0- 0	NON-CONFERENCE	0- 0	0- 4	1- 3				
0- 2	0- 0	0- 0	HOME	0- 0	0- 1	0- 1				
1- 6	0- 1	0- 0	AWAY	0- 0	0- 3	1- 2				
0- 0	0- 0	0- 0	NEUTRAL	0- 0	0- 0	0- 0				
7- 12	0- 0	0- 0	CONFERENCE	0- 0	0- 0	7- 12				
4- 5	0- 0	0- 0	HOME	0- 0	0- 0	4- 5				
3- 7	0- 0	0- 0	AWAY	0- 0	0- 0	3- 7				
0- 0	0- 0	0- 0	NEUTRAL	0- 0	0- 0	0- 0				

RPI 1-25				RPI 26-50				RPI 51-100				RPI 101+ Team's RPI: 310			
RPI	S	Opponent	Score	RPI	S	Opponent	Score	RPI	S	Opponent	Score	RPI	S	Opponent	Score
7	A	Baylor	36 101									108	H	Colorado	64 76
												118	A	Southern Miss.	55 83
												118	A	Ole Miss	30 67
												132	A	Alabama	44 93
												174	A	UAB	46 80
												185	A	Texas Southern	54 60
												185	H	Texas Southern	75 74
												208	A	Alabama St.	57 71
												208	H	Alabama St.	73 79
												209	A	Grambling	67 88
												209	A	Grambling	61 71
												209	H	Grambling	51 82
												212	A	Wisconsin	61 103
												221	A	Southern U.	44 51
												221	H	Southern U.	51 62
												264	H	Murray St.	62 80
												267	A	Prairie View	65 96
												267	H	Prairie View	64 55
												285	A	Ark.-Pine Bluff	73 63
												285	H	Ark.-Pine Bluff	57 54
												293	A	Northwestern St.	68 64
												305	A	Alcorn	49 69
												305	H	Alcorn	60 68
												333	A	Jackson St.	62 57
												333	H	Jackson St.	60 63
												349	A	Alabama A&M	58 52
LAST 12 Division I GAMES:															
209	A	Grambling	61 71	221	H	Southern U.	51 62	305	H	Alcorn	60 68	305	H	Alcorn	60 68
285	H	Ark.-Pine Bluff	57 54	208	A	Alabama St.	57 71	349	A	Alabama A&M	58 52	333	A	Jackson St.	62 57
209	H	Grambling	51 82	209	A	Grambling	67 88	333	H	Jackson St.	60 63				
333	H	Jackson St.	60 63	267	A	Prairie View	65 96	333	A	Jackson St.	62 57				
185	A	Texas Southern	54 60												
267	A	Prairie View	65 96												

Non-Div I Games: Blue Mountain 66 40 Tougaloo 99 55

Mississippi Val.

Loss, Non-Conf, S Site, H Home A Away N Neutral

RPI	S	Opponent	Score
349	H	Alabama A&M	60 58

M
i
s
s
i
s
s
i
p
p
i
V
a
l
.

M
i
s
s
i
s
s
i
p
p
i
V
a
l
.

Mississippi Val.
a
l

Average RPI Win:	120	WON-LOST	WINNING	LAST 10	STRENGTH OF	OPP. STRENGTH	TEAM	ADJ.	CONF.	ADJ CONF.
Average RPI Loss:	45	RECORD	PCT. RANK	GAMES	SCHEDULE	OF SCHEDULE	RPI	RPI	RPI	RPI
DIV. I ONLY	21- 10	82	7- 3	18	43	23	23	2	2	
DIV. I NON-CONF.	10- 4	80	0- 0	37	124	39	39	2	2	
TOTALS	RPI 1-25	RPI 26-50	W-L RECORDS	RPI 51-100	RPI 101-150	RPI 150+				
21- 10	4- 5	1- 1	OVERALL	3- 3	4- 1	9- 0				
15- 1	3- 0	1- 0	HOME	2- 0	2- 1	7- 0				
5- 7	0- 1	0- 0	AWAY	1- 0	2- 0	2- 0				
1- 2	1- 1	0- 0	NEUTRAL	0- 1	0- 0	0- 0				
10- 4	1- 1	0- 0	NON-CONFERENCE	1- 3	1- 0	7- 0				
8- 0	0- 0	0- 0	HOME	1- 0	1- 0	6- 0				
1- 3	0- 1	0- 0	AWAY	0- 2	0- 0	1- 0				
1- 1	1- 0	0- 0	NEUTRAL	0- 1	0- 0	0- 0				
11- 6	3- 4	1- 1	CONFERENCE	2- 0	3- 1	2- 0				
7- 1	3- 0	1- 0	HOME	1- 0	1- 1	1- 0				
4- 4	0- 3	0- 1	AWAY	1- 0	2- 0	1- 0				
0- 1	0- 1	0- 0	NEUTRAL	0- 0	0- 0	0- 0				

RPI S	Opponent	Score	RPI S	Opponent	Score	RPI S	Opponent	Score	RPI S	Opponent	Score
3	H South Carolina	62 60	36	A LSU	71 80	58	N Georgia Tech	70 72	107	H Abilene Christian	52 46
5	A Mississippi St.	53 70	46	H Auburn	68 53	59	A IUPUI	45 73	110	A Vanderbilt	74 68
9	A Washington	66 79				60	H Western Ill.	71 68	118	H Ole Miss	100 65
14	A Kentucky	62 64				82	A Florida	74 67	132	A Alabama	65 56
14	H Kentucky	73 67				85	H Georgia	63 45	132	H Alabama	58 59
20	A Tennessee	66 77				93	A Saint Louis	61 72	153	H Missouri St.	73 49
22	H Texas A&M	78 76							172	A Arkansas	60 46
22	N Texas A&M	48 62							172	H Arkansas	67 56
24	N Creighton	72 63							180	H UC Riverside	68 62
									182	H Wichita St.	64 57
									197	A Nebraska	55 35
									206	H SIUE	72 60
									218	H UT Martin	80 69
									235	H Indiana St.	77 48
LAST 12 Division I GAMES:											
22	N Texas A&M	48 62	20	A Tennessee	66 77						
132	A Alabama	65 56	5	A Mississippi St.	53 70						
118	H Ole Miss	100 65	14	H Kentucky	73 67						
3	H South Carolina	62 60	46	H Auburn	68 53						
82	A Florida	74 67	172	A Arkansas	60 46						
172	H Arkansas	67 56	22	H Texas A&M	78 76						

Non-Div I Games:

Missouri

■ Loss,
 ■ Non-Conf, S Site,
 ■ Home
 ■ Away
 N Neutral

Average RPI Win:	232	WON-LOST	WINNING	LAST 10	STRENGTH OF	OPP. STRENGTH	TEAM	ADJ.	CONF.	ADJ CONF.
Average RPI Loss:	96	RECORD	PCT. RANK	GAMES	SCHEDULE	OF SCHEDULE	RPI	RPI	RPI	RPI
DIV. I ONLY	15- 13	155	7- 3	182	117	153	153	16	16	
DIV. I NON-CONF.	3- 7	250	0- 0	140	17	211	211	14	14	
TOTALS	RPI 1-25	RPI 26-50	W-L RECORDS	RPI 51-100	RPI 101-150	RPI 150+				
15- 13	0- 1	0- 5	OVERALL	0- 3	0- 0	15- 4				
8- 5	0- 0	0- 3	HOME	0- 1	0- 0	8- 1				
7- 7	0- 1	0- 2	AWAY	0- 1	0- 0	7- 3				
0- 1	0- 0	0- 0	NEUTRAL	0- 1	0- 0	0- 0				
3- 7	0- 1	0- 1	NON-CONFERENCE	0- 3	0- 0	3- 2				
2- 2	0- 0	0- 1	HOME	0- 1	0- 0	2- 0				
1- 4	0- 1	0- 0	AWAY	0- 1	0- 0	1- 2				
0- 1	0- 0	0- 0	NEUTRAL	0- 1	0- 0	0- 0				
12- 6	0- 0	0- 4	CONFERENCE	0- 0	0- 0	12- 2				
6- 3	0- 0	0- 2	HOME	0- 0	0- 0	6- 1				
6- 3	0- 0	0- 2	AWAY	0- 0	0- 0	6- 1				
0- 0	0- 0	0- 0	NEUTRAL	0- 0	0- 0	0- 0				

RPI 1-25				RPI 26-50				RPI 51-100				RPI 101+ Team's RPI: 153			
RPI	S	Opponent	Score	RPI	S	Opponent	Score	RPI	S	Opponent	Score	RPI	S	Opponent	Score
23	A	Missouri	49 73	28	A	Drake	91 98	69	A	Northwestern	52 75	158	A	Oral Roberts	56 78
				28	H	Drake	64 90	81	H	Middle Tenn.	52 71	165	A	Memphis	60 69
				45	H	Little Rock	47 58	88	N	Southern California	67 89	168	A	Southern Ill.	78 60
				49	A	UNI	64 65					168	H	Southern Ill.	73 59
				49	H	UNI	54 61					172	H	Arkansas	64 62
												182	A	Wichita St.	65 60
												182	H	Wichita St.	73 62
												186	A	Kansas	87 64
												194	H	North Texas	63 54
												232	A	Bradley	56 62
												232	H	Bradley	73 75
												235	A	Indiana St.	49 46
												235	H	Indiana St.	73 63
												241	A	Evansville	77 41
												241	H	Evansville	68 43
												314	A	Illinois St.	77 44
												314	H	Illinois St.	65 60
												323	A	Loyola Chicago	60 32
												323	H	Loyola Chicago	61 52
LAST 12 Division I GAMES:															
				49	A	UNI	64 65	241	H	Evansville	68 43				
				28	A	Drake	91 98	168	H	Southern Ill.	73 59				
				323	H	Loyola Chicago	61 52	182	A	Wichita St.	65 60				
				235	H	Indiana St.	73 63	235	A	Indiana St.	49 46				
				314	A	Illinois St.	77 44	323	A	Loyola Chicago	60 32				
				232	A	Bradley	56 62	232	H	Bradley	73 75				

Non-Div I Games: Alas. Anchorage 65 58

Missouri St.

Average RPI Win:	241	WON-LOST	WINNING	LAST 10	STRENGTH OF	OPP. STRENGTH	TEAM	ADJ.	CONF.	ADJ CONF.
Average RPI Loss:	179	RECORD	PCT. RANK	GAMES	SCHEDULE	OF SCHEDULE	RPI	RPI	RPI	RPI
DIV. I ONLY	15- 16	176	5- 5	291	243	217	217	19	19	
DIV. I NON-CONF.	5- 4	143	0- 0	317	328	216	216	17	17	
TOTALS	RPI 1-25	RPI 26-50	W-L RECORDS	RPI 51-100	RPI 101-150	RPI 150+				
15- 16	0- 0	1- 1	OVERALL	0- 0	1- 5	13- 10				
7- 6	0- 0	1- 0	HOME	0- 0	1- 2	5- 4				
7- 8	0- 0	0- 1	AWAY	0- 0	0- 0	7- 1				
1- 2	0- 0	0- 0	NEUTRAL	0- 0	0- 1	1- 1				
5- 4	0- 0	0- 0	NON-CONFERENCE	0- 0	0- 1	5- 3				
1- 2	0- 0	0- 0	HOME	0- 0	0- 1	1- 1				
4- 1	0- 0	0- 0	AWAY	0- 0	0- 0	4- 1				
0- 1	0- 0	0- 0	NEUTRAL	0- 0	0- 0	0- 1				
10- 12	0- 0	1- 1	CONFERENCE	0- 0	1- 4	8- 7				
6- 4	0- 0	1- 0	HOME	0- 0	1- 1	4- 3				
3- 7	0- 0	0- 1	AWAY	0- 0	0- 2	3- 4				
1- 1	0- 0	0- 0	NEUTRAL	0- 0	0- 1	1- 0				

RPI S	Opponent	Score	RPI S	Opponent	Score	RPI S	Opponent	Score	RPI S	Opponent	Score	Team's RPI: 217
32	A Quinnipiac	54 74	32	H Quinnipiac	61 58				106	A Rider	63 75	
									106	H Rider	69 71	
									106	N Rider	51 67	
									112	H Clemson	47 60	
									147	A Iona	54 60	
									147	H Iona	75 65	
									163	A Fairfield	60 53	
									163	H Fairfield	68 71	
									177	A Siena	76 85	
									177	H Siena	86 91	
									183	N Hartford	72 75	
									191	A Robert Morris	69 56	
									193	A Sacred Heart	65 54	
									196	H Providence	58 62	
									234	A Marist	66 76	
									234	H Marist	79 69	
									253	A Canisius	54 74	
									253	H Canisius	55 53	
									265	A Niagara	45 66	
									265	H Niagara	68 62	
									278	A Manhattan	63 50	
									278	H Manhattan	61 75	
									278	N Manhattan	62 46	
									280	A Eastern Mich.	75 68	
									304	A Lehigh	73 62	
									324	A St. Francis Brooklyn	78 87	
LAST 12 Division I GAMES:												
	106	N Rider	51	67	278	H Manhattan	61	75				
	278	N Manhattan	62	46	147	H Iona	75	65				
	265	H Niagara	68	62	327	A Saint Peter's	58	42				
	278	A Manhattan	63	50	32	A Quinnipiac	54	74				
	106	A Rider	63	75	106	H Rider	69	71				
	234	A Marist	66	76	177	H Siena	86	91				

Non-Div I Games:

Monmouth

Loss, Non-Conf, S Site, H Home A Away N Neutral

M
o
n
m
o
u
t
h

RPI S Opponent Score

Monmouth

Through Games Of March 7, 2017

RPI	S	Opponent	Score	
327	A	Saint Peter's	58	42
327	H	Saint Peter's	76	59
339	H	Fairleigh Dickinson	72	63

M
o
n
m
o
u
t
h

Monmouth

Montana

Through Games Of March 7, 2017

Average RPI Win:	264	WON-LOST	WINNING	LAST 10	STRENGTH OF	OPP. STRENGTH	TEAM	ADJ.	CONF.	ADJ CONF.
Average RPI Loss:	169	RECORD	PCT. RANK	GAMES	SCHEDULE	OF SCHEDULE	RPI	RPI	RPI	RPI
DIV. I ONLY	5- 23	323	4- 6	181	278	325	325	20	20	
DIV. I NON-CONF.	1- 8	314	0- 0	190	314	331	331	18	18	
TOTALS	RPI 1-25	RPI 26-50	W-L RECORDS	RPI 51-100	RPI 101-150	RPI 150+				
5- 23	0- 0	0- 2	OVERALL	0- 4	0- 6	5- 11				
5- 8	0- 0	0- 1	HOME	0- 2	0- 2	5- 3				
0- 12	0- 0	0- 0	AWAY	0- 2	0- 4	0- 6				
0- 3	0- 0	0- 1	NEUTRAL	0- 0	0- 0	0- 2				
1- 8	0- 0	0- 2	NON-CONFERENCE	0- 2	0- 0	1- 4				
1- 3	0- 0	0- 1	HOME	0- 1	0- 0	1- 1				
0- 3	0- 0	0- 0	AWAY	0- 1	0- 0	0- 2				
0- 2	0- 0	0- 1	NEUTRAL	0- 0	0- 0	0- 1				
4- 15	0- 0	0- 0	CONFERENCE	0- 2	0- 6	4- 7				
4- 5	0- 0	0- 0	HOME	0- 1	0- 2	4- 2				
0- 9	0- 0	0- 0	AWAY	0- 1	0- 4	0- 4				
0- 1	0- 0	0- 0	NEUTRAL	0- 0	0- 0	0- 1				

RPI S	Opponent	Score	RPI S	Opponent	Score	RPI S	Opponent	Score	RPI S	Opponent	Score	Team's RPI: 325
37 N	South Dakota St.	43 84	77 A	Montana St.	54 71	115 A	North Dakota	63 73				
48 H	Colorado St.	49 63	77 H	Montana St.	69 75	121 A	Northern Colo.	46 65				
			96 H	Wyoming	42 67	138 A	Eastern Wash.	57 64				
			99 A	SFA	46 54	138 H	Eastern Wash.	46 60				
						142 A	Idaho	50 75				
						142 H	Idaho	59 86				
						169 A	Idaho St.	43 61				
						169 H	Idaho St.	68 53				
						169 N	Idaho St.	53 63				
						187 H	Utah St.	47 65				
						214 A	Seattle U	44 60				
						223 A	Portland St.	45 68				
						223 H	Portland St.	44 64				
						238 A	Weber St.	58 74				
						238 H	Weber St.	71 46				
						284 A	Sacramento St.	69 99				
						284 H	Sacramento St.	60 73				
						288 H	Southern Utah	64 55				
						295 H	Northern Ariz.	60 59				
						309 N	Massachusetts	58 59				
						332 H	Incarinate Word	61 56				
						346 A	Cal St. Fullerton	56 72				
LAST 12 Division I GAMES:												
169 N	Idaho St.	53 63	295 H	Northern Ariz.	60 59							
169 H	Idaho St.	68 53	288 H	Southern Utah	64 55							
238 H	Weber St.	71 46	77 H	Montana St.	69 75							
77 A	Montana St.	54 71	142 A	Idaho	50 75							
223 A	Portland St.	45 68	138 A	Eastern Wash.	57 64							
284 A	Sacramento St.	69 99	284 H	Sacramento St.	60 73							

Non-Div I Games: Rocky Mountain 64 56 Great Falls 66 55

Montana

Loss, Non-Conf, S Site, H Home A Away N Neutral

Non-Conference				Through Games Of March 7, 2017						
Average RPI Win:	225	WON-LOST	WINNING	LAST 10	STRENGTH OF	OPP. STRENGTH	TEAM	ADJ.	CONF.	ADJ CONF.
Average RPI Loss:	142	RECORD	PCT. RANK	GAMES	SCHEDULE	OF SCHEDULE	RPI	RPI	RPI	RPI
DIV. I ONLY	20- 6	31	9- 1	264	221	77	77	20	20	
DIV. I NON-CONF.	5- 3	122	0- 0	256	147	111	111	18	18	

TOTALS	RPI 1-25	RPI 26-50		W-L RECORDS		RPI 51-100	RPI 101-150	RPI 150+		
20- 6	0- 0	0- 0		OVERALL		0- 2	5- 1	15- 3		
11- 0	0- 0	0- 0		HOME		0- 0	2- 0	9- 0		
8- 6	0- 0	0- 0		AWAY		0- 2	3- 1	5- 3		
1- 0	0- 0	0- 0		NEUTRAL		0- 0	0- 0	1- 0		
5- 3	0- 0	0- 0		NON-CONFERENCE		0- 2	0- 0	5- 1		
2- 0	0- 0	0- 0		HOME		0- 0	0- 0	2- 0		
2- 3	0- 0	0- 0		AWAY		0- 2	0- 0	2- 1		
1- 0	0- 0	0- 0		NEUTRAL		0- 0	0- 0	1- 0		
15- 3	0- 0	0- 0		CONFERENCE		0- 0	5- 1	10- 2		
9- 0	0- 0	0- 0		HOME		0- 0	2- 0	7- 0		
6- 3	0- 0	0- 0		AWAY		0- 0	3- 1	3- 2		
0- 0	0- 0	0- 0		NEUTRAL		0- 0	0- 0	0- 0		

[illegible]

Non-Div I Games:	Carroll (MT)	75	44	Great Falls	75	42
------------------	--------------	----	----	-------------	----	----

Montana St.

■ Loss, ■ Non-Conf, S Site, H Home A Away N Neutral

Average RPI Win:	272	WON-LOST	WINNING	LAST 10	STRENGTH OF	OPP. STRENGTH	TEAM	ADJ.	CONF.	ADJ CONF.
Average RPI Loss:	164	RECORD	PCT. RANK	GAMES	SCHEDULE	OF SCHEDULE	RPI	RPI	RPI	RPI
DIV. I ONLY	19- 9	80	6- 4	340	235	179	179	26	26	
DIV. I NON-CONF.	8- 3	67	0- 0	344	161	199	199	26	26	
TOTALS	RPI 1-25	RPI 26-50	W-L RECORDS	RPI 51-100	RPI 101-150	RPI 150+				
19- 9	0- 1	0- 1	OVERALL	0- 2	0- 0	19- 5				
12- 2	0- 0	0- 0	HOME	0- 1	0- 0	12- 1				
7- 6	0- 1	0- 1	AWAY	0- 1	0- 0	7- 3				
0- 1	0- 0	0- 0	NEUTRAL	0- 0	0- 0	0- 1				
8- 3	0- 1	0- 1	NON-CONFERENCE	0- 0	0- 0	8- 1				
5- 1	0- 0	0- 0	HOME	0- 0	0- 0	5- 1				
3- 2	0- 1	0- 1	AWAY	0- 0	0- 0	3- 0				
0- 0	0- 0	0- 0	NEUTRAL	0- 0	0- 0	0- 0				
11- 6	0- 0	0- 0	CONFERENCE	0- 2	0- 0	11- 4				
7- 1	0- 0	0- 0	HOME	0- 1	0- 0	7- 0				
4- 4	0- 0	0- 0	AWAY	0- 1	0- 0	4- 3				
0- 1	0- 0	0- 0	NEUTRAL	0- 0	0- 0	0- 1				

RPI 1-25				RPI 26-50				RPI 51-100				RPI 101+ Team's RPI: 179			
RPI	S	Opponent	Score	RPI	S	Opponent	Score	RPI	S	Opponent	Score	RPI	S	Opponent	Score
14	A	Kentucky	47 74	41	A	West Virginia	53 94	56	A	Belmont	76 96	206	H	SIUE	69 66
								56	H	Belmont	59 91	218	A	UT Martin	89 68
												245	H	Miami (OH)	77 43
												251	A	Jacksonville St.	68 69
												251	H	Jacksonville St.	85 82
												252	A	Tennessee St.	66 69
												252	H	Tennessee St.	87 74
												253	H	Canisius	77 68
												262	H	Georgia St.	50 68
												263	A	Austin Peay	81 71
												264	H	Murray St.	73 59
												268	A	Southeast Mo. St.	82 72
												270	A	Eastern Ky.	58 65
												270	H	Eastern Ky.	80 54
												270 N		Eastern Ky.	67 73
												275	A	Kennesaw St.	71 50
												280	H	Eastern Mich.	78 73
												281	A	Tennessee Tech	81 52
												281	H	Tennessee Tech	79 65
												294	A	North Florida	84 65
												298	H	Lipscomb	73 53
												301	H	Eastern Ill.	66 62
												329	A	Florida A&M	53 48
												345	H	Chicago St.	63 55
LAST 12 Division I GAMES:															
				270 N		Eastern Ky.	67 73	268	A	Southeast Mo. St.	82 72				
				251	H	Jacksonville St.	85 82	264	H	Murray St.	73 59				
				281	A	Tennessee Tech	81 52	251	A	Jacksonville St.	68 69				
				56	A	Belmont	76 96	281	H	Tennessee Tech	79 65				
				252	H	Tennessee St.	87 74	270	H	Eastern Ky.	80 54				
				270	A	Eastern Ky.	58 65	56	H	Belmont	59 91				

Non-Div I Games: Ky. Christian 100 52 Alice Lloyd 92 42

Morehead St.

■ Loss,
 ■ Non-Conf, S Site,
 ■ Home
 ■ Away
 N Neutral

Average RPI Win: 288		WON-LOST	WINNING	LAST 10	STRENGTH OF	OPP. STRENGTH	TEAM	ADJ.	CONF.	ADJ CONF.
Average RPI Loss: 242		RECORD	PCT. RANK	GAMES	SCHEDULE	OF SCHEDULE	RPI	RPI	RPI	RPI
DIV. I ONLY		8- 21	288	7- 3	336	348	330	330	32	32
DIV. I NON-CONF.		1- 11	330	0- 0	179	342	317	317	31	31
TOTALS	RPI 1-25	RPI 26-50		W-L RECORDS		RPI 51-100	RPI 101-150	RPI 150+		
8- 21	0- 0	0- 1		OVERALL		0- 1	0- 0	8- 19		
4- 6	0- 0	0- 0		HOME		0- 0	0- 0	4- 6		
4- 11	0- 0	0- 1		AWAY		0- 1	0- 0	4- 9		
0- 4	0- 0	0- 0		NEUTRAL		0- 0	0- 0	0- 4		
1- 11	0- 0	0- 1		NON-CONFERENCE		0- 1	0- 0	1- 9		
0- 2	0- 0	0- 0		HOME		0- 0	0- 0	0- 2		
1- 6	0- 0	0- 1		AWAY		0- 1	0- 0	1- 4		
0- 3	0- 0	0- 0		NEUTRAL		0- 0	0- 0	0- 3		
7- 10	0- 0	0- 0		CONFERENCE		0- 0	0- 0	7- 10		
4- 4	0- 0	0- 0		HOME		0- 0	0- 0	4- 4		
3- 5	0- 0	0- 0		AWAY		0- 0	0- 0	3- 5		
0- 1	0- 0	0- 0		NEUTRAL		0- 0	0- 0	0- 1		

[illegible]

Non-Div I Games: Washington Adventis79 28

Morgan St.

Loss, Non-Conf, S Site, H Home A Away N Neutral

M
o
r
g
a
n
S
t
.

RPI S Opponent Score
Morgan St.

Through Games Of March 7, 2017

RPI	S	Opponent	Score
348	A	South Carolina St.	46 50

M
o
r
g
a
n
S
t
.

Morgan St.

Average RPI Win: 303		WON-LOST	WINNING	LAST 10	STRENGTH OF	OPP. STRENGTH	TEAM	ADJ.	CONF.	ADJ CONF.
Average RPI Loss: 214		RECORD	PCT. RANK	GAMES	SCHEDULE	OF SCHEDULE	RPI	RPI	RPI	RPI
DIV. I ONLY		12- 18	227	7- 3	310	345	289	289	31	31
DIV. I NON-CONF.		2- 9	293	0- 0	193	303	315	315	32	32
TOTALS		RPI 1-25	RPI 26-50	W-L RECORDS	RPI 51-100	RPI 101-150	RPI 150+			
12- 18	0- 1		0- 1	OVERALL	0- 0	0- 1	12- 15			
8- 6	0- 0		0- 0	HOME	0- 0	0- 0	8- 6			
4- 12	0- 1		0- 1	AWAY	0- 0	0- 1	4- 9			
0- 0	0- 0		0- 0	NEUTRAL	0- 0	0- 0	0- 0			
2- 9	0- 1		0- 1	NON-CONFERENCE	0- 0	0- 1	2- 6			
2- 3	0- 0		0- 0	HOME	0- 0	0- 0	2- 3			
0- 6	0- 1		0- 1	AWAY	0- 0	0- 1	0- 3			
0- 0	0- 0		0- 0	NEUTRAL	0- 0	0- 0	0- 0			
10- 9	0- 0		0- 0	CONFERENCE	0- 0	0- 0	10- 9			
6- 3	0- 0		0- 0	HOME	0- 0	0- 0	6- 3			
4- 6	0- 0		0- 0	AWAY	0- 0	0- 0	4- 6			
0- 0	0- 0		0- 0	NEUTRAL	0- 0	0- 0	0- 0			

RPI 1-25					
RPI	S	Opponent	Score		
16	A	Maryland	42	106	
RPI 26-50					
RPI	S	Opponent	Score		
41	A	West Virginia	45	77	
RPI 51-100					
RPI	S	Opponent	Score		
Team's RPI: 289					
RPI	S	Opponent	Score		
129	A	William & Mary	46	68	
159	A	Pittsburgh	54	89	
163	H	Fairfield	57	70	
191	A	Robert Morris	58	70	
191	H	Robert Morris	44	50	
193	A	Sacred Heart	45	49	
193	H	Sacred Heart	61	59	
213	A	Howard	62	95	
242	A	Saint Francis (PA)	66	58	
242	H	Saint Francis (PA)	88	97	
258	A	Bryant	62	78	
258	A	Bryant	47	59	
258	H	Bryant	61	53	
260	H	UMES	52	63	
269	A	Loyola Maryland	53	58	
291	H	Coppin St.	54	48	
304	H	Lehigh	57	74	
306	A	Central Conn. St.	58	68	
306	H	Central Conn. St.	81	66	
324	A	St. Francis Brooklyn	62	44	
324	H	St. Francis Brooklyn	55	71	
330	H	Morgan St.	65	50	
335	A	LIU Brooklyn	60	63	
335	H	LIU Brooklyn	56	43	
339	A	Fairleigh Dickinson	75	71	
339	H	Fairleigh Dickinson	61	50	
LAST 12 Division I GAMES:					
258	A	Bryant	47	59	
324	H	St. Francis Brooklyn	55	71	
335	H	LIU Brooklyn	56	43	
341	A	Wagner	70	59	
339	A	Fairleigh Dickinson	75	71	
191	A	Robert Morris	58	70	
242	A	Saint Francis (PA)	66	58	
258	H	Bryant	61	53	
306	H	Central Conn. St.	81	66	
193	H	Sacred Heart	61	59	
191	H	Robert Morris	44	50	
193	A	Sacred Heart	45	49	

Non-Div I Games:

Mt. St. Mary's

Loss, Non-Conf, S Site, H Home A Away N Neutral

M
t
.
S
t
.
M
a
r
y
'
s

RPI S Opponent Mt. St. Mary's Score

Through Games Of March 7, 2017

RPI	S	Opponent	Score	
341	A	Wagner	70	59
341	H	Wagner	66	47

M
t
.
S
t
.
M
a
r
y
'
s

Mt. St. Mary's

Average RPI Win:	279	WON-LOST	WINNING	LAST 10	STRENGTH OF	OPP. STRENGTH	TEAM	ADJ.	CONF.	ADJ CONF.
Average RPI Loss:	196	RECORD	PCT. RANK	GAMES	SCHEDULE	OF SCHEDULE	RPI	RPI	RPI	RPI
DIV. I ONLY	13- 14	186	3- 7	328	299	264	264	26	26	
DIV. I NON-CONF.	6- 5	148	0- 0	327	334	232	232	26	26	
TOTALS	RPI 1-25	RPI 26-50	W-L RECORDS	RPI 51-100	RPI 101-150	RPI 150+				
13- 14	0- 0	0- 0	OVERALL	0- 2	0- 1	13- 11				
7- 5	0- 0	0- 0	HOME	0- 1	0- 0	7- 4				
5- 8	0- 0	0- 0	AWAY	0- 1	0- 0	5- 7				
1- 1	0- 0	0- 0	NEUTRAL	0- 0	0- 1	1- 0				
6- 5	0- 0	0- 0	NON-CONFERENCE	0- 1	0- 1	6- 3				
3- 1	0- 0	0- 0	HOME	0- 0	0- 0	3- 1				
2- 3	0- 0	0- 0	AWAY	0- 1	0- 0	2- 2				
1- 1	0- 0	0- 0	NEUTRAL	0- 0	0- 1	1- 0				
7- 9	0- 0	0- 0	CONFERENCE	0- 1	0- 0	7- 8				
4- 4	0- 0	0- 0	HOME	0- 1	0- 0	4- 3				
3- 5	0- 0	0- 0	AWAY	0- 0	0- 0	3- 5				
0- 0	0- 0	0- 0	NEUTRAL	0- 0	0- 0	0- 0				

RPI S	Opponent	Score	RPI S	Opponent	Score	RPI S	Opponent	Score	RPI S	Opponent	Score	Team's RPI: 264
						56	H Belmont	69 87	107	N Abilene Christian	57 81	
						65	A Ohio	70 79	168	A Southern Ill.	63 70	
									179	A Morehead St.	59 73	
									200	H UNCG	81 70	
									202	A ETSU	60 79	
									206	A SIUE	84 77	
									206	H SIUE	76 85	
									218	A UT Martin	82 83	
									218	H UT Martin	70 90	
									241	H Evansville	77 82	
									251	A Jacksonville St.	71 64	
									252	H Tennessee St.	80 72	
									263	A Austin Peay	63 75	
									263	H Austin Peay	67 62	
									268	A Southeast Mo. St.	70 79	
									268	H Southeast Mo. St.	67 80	
									270	H Eastern Ky.	70 64	
									281	A Tennessee Tech	54 72	
									297	A Northern Ky.	72 69	
									298	H Lipscomb	79 59	
									301	A Eastern Ill.	66 57	
									301	H Eastern Ill.	92 74	
									310	A Mississippi Val.	80 62	
									332	N Incarnate Word	72 68	
									349	H Alabama A&M	81 49	
LAST 12 Division I GAMES:												
218	A	UT Martin	82	83	56	H	Belmont	69	87			
268	H	Southeast Mo. St.	67	80	179	A	Morehead St.	59	73			
206	H	SIUE	76	85	218	H	UT Martin	70	90			
301	A	Eastern Ill.	66	57	268	A	Southeast Mo. St.	70	79			
263	H	Austin Peay	67	62	263	A	Austin Peay	63	75			
270	H	Eastern Ky.	70	64	206	A	SIUE	84	77			

Non-Div I Games: Eureka 101 59 MacMurray 93 37

Murray St.

Loss, Non-Conf, S Site, H Home A Away N Neutral

Average RPI Win:	288	WON-LOST	WINNING	LAST 10	STRENGTH OF	OPP. STRENGTH	TEAM	ADJ.	CONF.	ADJ CONF.
Average RPI Loss:	180	RECORD	PCT. RANK	GAMES	SCHEDULE	OF SCHEDULE	RPI	RPI	RPI	RPI
DIV. I ONLY	11- 17	233	5- 5	303	317	290	290	32	32	
DIV. I NON-CONF.	2- 9	293	0- 0	69	81	256	256	31	31	
TOTALS	RPI 1-25	RPI 26-50	W-L RECORDS	RPI 51-100	RPI 101-150	RPI 150+				
11- 17	0- 1	0- 2	OVERALL	1- 1	0- 2	10- 11				
7- 5	0- 1	0- 1	HOME	1- 0	0- 0	6- 3				
3- 8	0- 0	0- 0	AWAY	0- 0	0- 1	3- 7				
1- 4	0- 0	0- 1	NEUTRAL	0- 1	0- 1	1- 1				
2- 9	0- 1	0- 2	NON-CONFERENCE	1- 1	0- 2	1- 3				
2- 2	0- 1	0- 1	HOME	1- 0	0- 0	1- 0				
0- 3	0- 0	0- 0	AWAY	0- 0	0- 1	0- 2				
0- 4	0- 0	0- 1	NEUTRAL	0- 1	0- 1	0- 1				
9- 8	0- 0	0- 0	CONFERENCE	0- 0	0- 0	9- 8				
5- 3	0- 0	0- 0	HOME	0- 0	0- 0	5- 3				
3- 5	0- 0	0- 0	AWAY	0- 0	0- 0	3- 5				
1- 0	0- 0	0- 0	NEUTRAL	0- 0	0- 0	1- 0				

RPI 1-25				RPI 26-50				RPI 51-100				RPI 101+ Team's RPI: 290			
RPI	S	Opponent	Score	RPI	S	Opponent	Score	RPI	S	Opponent	Score	RPI	S	Opponent	Score
10	H	UCLA	42 83	41	N	West Virginia	64 80	65	H	Ohio	63 57	103	A	FGCU	41 67
				46	H	Auburn	36 68	82	N	Florida	38 67	117	N	Ball St.	57 76
												166	A	Hampton	57 64
												172	H	Bethune-Cookman	60 65
												213	A	Howard	61 69
												213	H	Howard	63 55
												215	A	Appalachian St.	58 71
												218	H	UT Martin	74 59
												234	N	Marist	64 69
												249	A	Ga. Southern	50 65
												260	A	UMES	50 58
												260	H	UMES	57 60
												273	A	Norfolk St.	53 69
												291	A	Coppin St.	57 65
												296	H	Savannah St.	89 54
												329	H	Florida A&M	65 57
												330	A	Morgan St.	67 62
												336	A	N.C. Central	62 38
												336	H	N.C. Central	54 58
												336	N	N.C. Central	71 58
												347	A	Delaware St.	68 60
												347	H	Delaware St.	83 44
												348	H	South Carolina St.	66 54
LAST 12 Division I GAMES:															
				336	N	N.C. Central	71 58	348	H	South Carolina St.	66 54				
				336	H	N.C. Central	54 58	329	H	Florida A&M	65 57				
				172	H	Bethune-Cookman	60 65	347	A	Delaware St.	68 60				
				296	H	Savannah St.	89 54	273	A	Norfolk St.	53 69				
				260	A	UMES	50 58	336	A	N.C. Central	62 38				
				213	A	Howard	61 69	213	H	Howard	63 55				

Non-Div I Games: Francis Marion 72 65 Slippery Rock 70 59

N.C. A&T

Loss, Non-Conf, S Site, H Home A Away N Neutral

N.C. Central

Through Games Of March 7, 2017

Average RPI Win:	309	WON-LOST	WINNING	LAST 10	STRENGTH OF	OPP. STRENGTH	TEAM	ADJ.	CONF.	ADJ CONF.
Average RPI Loss:	223	RECORD	PCT. RANK	GAMES	SCHEDULE	OF SCHEDULE	RPI	RPI	RPI	RPI
DIV. I ONLY	7- 20	302	5- 5	329	340	336	336	32	32	
DIV. I NON-CONF.	0- 10	335	0- 0	203	276	342	342	31	31	
TOTALS	RPI 1-25	RPI 26-50	W-L RECORDS	RPI 51-100	RPI 101-150	RPI 150+				
7- 20	0- 0	0- 1	OVERALL	0- 1	0- 1	7- 17				
5- 7	0- 0	0- 0	HOME	0- 0	0- 0	5- 7				
2- 12	0- 0	0- 1	AWAY	0- 1	0- 1	2- 9				
0- 1	0- 0	0- 0	NEUTRAL	0- 0	0- 0	0- 1				
0- 10	0- 0	0- 1	NON-CONFERENCE	0- 1	0- 1	0- 7				
0- 4	0- 0	0- 0	HOME	0- 0	0- 0	0- 4				
0- 6	0- 0	0- 1	AWAY	0- 1	0- 1	0- 3				
0- 0	0- 0	0- 0	NEUTRAL	0- 0	0- 0	0- 0				
7- 10	0- 0	0- 0	CONFERENCE	0- 0	0- 0	7- 10				
5- 3	0- 0	0- 0	HOME	0- 0	0- 0	5- 3				
2- 6	0- 0	0- 0	AWAY	0- 0	0- 0	2- 6				
0- 1	0- 0	0- 0	NEUTRAL	0- 0	0- 0	0- 1				

RPI 1-25	RPI 26-50	RPI 51-100	RPI 101+ Team's RPI: 336
RPI S Opponent Score	RPI S Opponent Score	RPI S Opponent Score	RPI S Opponent Score
	38 A North Carolina St. 33 83	54 A Purdue 27 61	130 A Old Dominion 52 83
			166 A Hampton 36 60
			172 H Bethune-Cookman 52 62
			189 A Campbell 30 61
			200 H UNCG 51 64
			213 A Howard 48 62
			213 H Howard 50 73
			230 H Presbyterian 63 72
			240 H Wofford 54 64
			255 A Coastal Caro. 50 66
			257 A Furman 40 60
			260 A UMES 51 73
			260 H UMES 68 59
			273 A Norfolk St. 40 71
			290 A N.C. A&T 58 54
			290 H N.C. A&T 38 62
			290 N N.C. A&T 58 71
			291 A Coppin St. 58 46
			296 H Savannah St. 58 51
			315 H USC Upstate 58 68
			329 H Florida A&M 52 49
			330 A Morgan St. 42 44
			347 A Delaware St. 51 55
			347 H Delaware St. 68 63
			348 H South Carolina St. 52 41
LAST 12 Division I GAMES:			
290 N N.C. A&T 58 71	329 H Florida A&M 52 49		
290 A N.C. A&T 58 54	348 H South Carolina St. 52 41		
296 H Savannah St. 58 51	291 A Coppin St. 58 46		
172 H Bethune-Cookman 52 62	330 A Morgan St. 42 44		
213 A Howard 48 62	347 A Delaware St. 51 55		
260 A UMES 51 73	290 H N.C. A&T 38 62		

Non-Div I Games: Johnson & Wales (NC75 38 Pfeiffer 47 50

N.C. Central

Loss, Non-Conf, S Site, H Home A Away N Neutral

N
J
I
T

N
J
I
T

NJIT

Page 203

Average RPI Win: 250	WON-LOST	WINNING	LAST 10	STRENGTH OF	OPP. STRENGTH	TEAM	ADJ.	CONF.	ADJ CONF.
Average RPI Loss: 135	RECORD	PCT. RANK	GAMES	SCHEDULE	OF SCHEDULE	RPI	RPI	RPI	RPI
DIV. I ONLY	21- 8	60	7- 3	307	223	136	136	23	23
DIV. I NON-CONF.	6- 4	127	0- 0	276	98	154	154	25	25
TOTALS	RPI 1-25	RPI 26-50	W-L RECORDS	RPI 51-100	RPI 101-150	RPI 150+			
21- 8	0- 1	0- 0	OVERALL	0- 3	1- 0	20- 4			
12- 2	0- 0	0- 0	HOME	0- 1	1- 0	11- 1			
9- 5	0- 1	0- 0	AWAY	0- 2	0- 0	9- 2			
0- 1	0- 0	0- 0	NEUTRAL	0- 0	0- 0	0- 1			
6- 4	0- 1	0- 0	NON-CONFERENCE	0- 1	1- 0	5- 2			
4- 0	0- 0	0- 0	HOME	0- 0	1- 0	3- 0			
2- 3	0- 1	0- 0	AWAY	0- 1	0- 0	2- 1			
0- 1	0- 0	0- 0	NEUTRAL	0- 0	0- 0	0- 1			
15- 4	0- 0	0- 0	CONFERENCE	0- 2	0- 0	15- 2			
8- 2	0- 0	0- 0	HOME	0- 1	0- 0	8- 1			
7- 2	0- 0	0- 0	AWAY	0- 1	0- 0	7- 1			
0- 0	0- 0	0- 0	NEUTRAL	0- 0	0- 0	0- 0			

RPI 1-25				RPI 26-50				RPI 51-100				RPI 101+ Team's RPI: 136			
RPI	S	Opponent	Score	RPI	S	Opponent	Score	RPI	S	Opponent	Score	RPI	S	Opponent	Score
20	A	Tennessee	55 85					72	A	Bucknell	64 67	147	H	Iona	73 68
								72	H	Bucknell	54 63	154	A	Army West Point	63 58
								86	A	Wake Forest	65 75	154	H	Army West Point	67 62
												172	N	Arkansas	67 70
												184	H	Cleveland St.	88 63
												188	H	Hofstra	78 69
												190	A	American	48 50
												190	H	American	60 44
												192	A	George Mason	64 68
												226	A	Boston U.	62 59
												226	H	Boston U.	55 41
												227	H	Liberty	67 66
												269	A	Loyola Maryland	55 43
												269	H	Loyola Maryland	77 51
												272	A	Colgate	80 67
												272	H	Colgate	61 69
												282	A	Nevada	79 62
												299	A	Lafayette	68 65
												299	H	Lafayette	53 37
												299	H	Lafayette	76 41
												304	A	Lehigh	66 64
												304	H	Lehigh	79 44
												317	A	Holy Cross	73 71
												317	H	Holy Cross	57 56
												322	A	Air Force	64 46
LAST 12 Division I GAMES:															
299	H	Lafayette	53 37	299	A	Lafayette	68 65								
190	H	American	60 44	269	A	Loyola Maryland	55 43								
72	H	Bucknell	54 63	272	H	Colgate	61 69								
190	A	American	48 50	226	H	Boston U.	55 41								
154	H	Army West Point	67 62	317	A	Holy Cross	73 71								
304	H	Lehigh	79 44	154	A	Army West Point	63 58								

Non-Div I Games: Goucher 93 40

Navy

■ Loss,
 ■ Non-Conf,
 ■ S Site,
 ■ Home
 ■ A Away
 N Neutral

Nebraska

Through Games Of March 7, 2017

Average RPI Win:	134	WON-LOST	WINNING	LAST 10	STRENGTH OF	OPP. STRENGTH	TEAM	ADJ.	CONF.	ADJ CONF.
Average RPI Loss:	71	RECORD	PCT. RANK	GAMES	SCHEDULE	OF SCHEDULE	RPI	RPI	RPI	RPI
DIV. I ONLY	7- 22	307	2- 8	27	42	197	197	6	6	
DIV. I NON-CONF.	4- 8	230	0- 0	16	8	160	160	6	6	
TOTALS	RPI 1-25	RPI 26-50	W-L RECORDS	RPI 51-100	RPI 101-150	RPI 150+				
7- 22	0- 6	3- 4	OVERALL	0- 7	1- 2	3- 3				
7- 9	0- 4	3- 2	HOME	0- 3	1- 0	3- 0				
0- 10	0- 2	0- 2	AWAY	0- 3	0- 1	0- 2				
0- 3	0- 0	0- 0	NEUTRAL	0- 1	0- 1	0- 1				
4- 8	0- 3	1- 1	NON-CONFERENCE	0- 2	1- 2	2- 0				
4- 4	0- 2	1- 1	HOME	0- 1	1- 0	2- 0				
0- 2	0- 1	0- 0	AWAY	0- 0	0- 1	0- 0				
0- 2	0- 0	0- 0	NEUTRAL	0- 1	0- 1	0- 0				
3- 14	0- 3	2- 3	CONFERENCE	0- 5	0- 0	1- 3				
3- 5	0- 2	2- 1	HOME	0- 2	0- 0	1- 0				
0- 8	0- 1	0- 2	AWAY	0- 3	0- 0	0- 2				
0- 1	0- 0	0- 0	NEUTRAL	0- 0	0- 0	0- 1				

RPI 1-25				RPI 26-50				RPI 51-100				RPI 101+ Team's RPI: 197			
RPI	S	Opponent	Score	RPI	S	Opponent	Score	RPI	S	Opponent	Score	RPI	S	Opponent	Score
1	H	UConn	41 84	28	H	Drake	70 84	51	N	Virginia	51 73	102	N	Washington St.	65 79
16	H	Maryland	49 93	43	A	Michigan St.	73 93	53	H	California	65 86	105	A	Virginia Tech	67 76
23	H	Missouri	35 55	43	H	Michigan St.	76 74	54	A	Purdue	45 88	148	H	Omaha	66 58
24	A	Creighton	64 80	47	A	Michigan	60 88	61	A	Iowa	72 75	199	H	San Jose St.	83 61
25	A	Ohio St.	75 95	47	H	Michigan	51 84	69	H	Northwestern	58 62	207	A	Illinois	59 79
25	H	Ohio St.	69 87	48	H	Colorado St.	62 59	71	H	Minnesota	69 79	207	N	Illinois	70 79
				50	H	Indiana	67 64	84	A	Penn St.	69 86	212	A	Wisconsin	56 82
LAST 12 Division I GAMES:															
		207 N Illinois	70 79			71 H Minnesota	69 79								
		43 H Michigan St.	76 74			25 A Ohio St.	75 95								
		47 A Michigan	60 88			54 A Purdue	45 88								
		50 H Indiana	67 64			47 H Michigan	51 84								
		25 H Ohio St.	69 87			84 A Penn St.	69 86								
		212 A Wisconsin	56 82			207 A Illinois	59 79								

Non-Div I Games:

Nebraska

■ Loss,
■ Non-Conf, S Site,
■ Home
■ Away
N Neutral

Nevada

Through Games Of March 7, 2017

Average RPI Win:	245	WON-LOST	WINNING	LAST 10	STRENGTH OF	OPP. STRENGTH	TEAM	ADJ.	CONF.	ADJ CONF.
Average RPI Loss:	151	RECORD	PCT. RANK	GAMES	SCHEDULE	OF SCHEDULE	RPI	RPI	RPI	RPI
DIV. I ONLY	10- 19	260	3- 7	269	156	282	282	13	13	
DIV. I NON-CONF.	5- 5	165	0- 0	318	246	273	273	15	15	
TOTALS	RPI 1-25	RPI 26-50	W-L RECORDS	RPI 51-100	RPI 101-150	RPI 150+				
10- 19	0- 0	0- 1	OVERALL	1- 5	0- 4	9- 9				
7- 9	0- 0	0- 0	HOME	1- 3	0- 3	6- 3				
3- 9	0- 0	0- 1	AWAY	0- 2	0- 1	3- 5				
0- 1	0- 0	0- 0	NEUTRAL	0- 0	0- 0	0- 1				
5- 5	0- 0	0- 0	NON-CONFERENCE	0- 1	0- 2	5- 2				
3- 4	0- 0	0- 0	HOME	0- 1	0- 2	3- 1				
2- 1	0- 0	0- 0	AWAY	0- 0	0- 0	2- 1				
0- 0	0- 0	0- 0	NEUTRAL	0- 0	0- 0	0- 0				
5- 14	0- 0	0- 1	CONFERENCE	1- 4	0- 2	4- 7				
4- 5	0- 0	0- 0	HOME	1- 2	0- 1	3- 2				
1- 8	0- 0	0- 1	AWAY	0- 2	0- 1	1- 4				
0- 1	0- 0	0- 0	NEUTRAL	0- 0	0- 0	0- 1				

RPI S	Opponent	Score	RPI S	Opponent	Score	RPI S	Opponent	Score	RPI S	Opponent	Score	Team's RPI: 282
48	A Colorado St.	51 64	62	A Boise St.	74 77	124	H Long Beach St.	93 97				
			62	H Boise St.	69 62	136	H Navy	62 79				
			78	H Utah	50 80	149	A New Mexico	50 59				
			89	A UNLV	41 60	149	H New Mexico	63 69				
			89	H UNLV	49 64	157	A Fresno St.	54 68				
			96	H Wyoming	59 72	157	H Fresno St.	70 71				
						157	N Fresno St.	57 62				
						165	H Memphis	75 67				
						187	A Utah St.	57 60				
						187	H Utah St.	69 81				
						199	A San Jose St.	84 107				
						199	H San Jose St.	108 85				
						222	A San Diego	54 70				
						237	H Hawaii	67 59				
						266	A San Diego St.	78 83				
						266	H San Diego St.	88 65				
						276	H Portland	72 59				
						284	A Sacramento St.	99 95				
						313	A Pepperdine	69 60				
						322	A Air Force	56 51				
						322	H Air Force	65 58				
						326	H UC Irvine	59 72				
LAST 12 Division I GAMES:												
157	N Fresno St.	57 62	322	H Air Force	65 58							
48	A Colorado St.	51 64	266	H San Diego St.	88 65							
199	H San Jose St.	108 85	89	A UNLV	41 60							
89	H UNLV	49 64	187	H Utah St.	69 81							
62	A Boise St.	74 77	149	A New Mexico	50 59							
187	A Utah St.	57 60	62	H Boise St.	69 62							

Non-Div I Games: Holy Names 70 42

Nevada

■ Loss,
 ■ Non-Conf, S Site,
 ■ Home
 ■ Away
 N Neutral

New Hampshire

Through Games Of March 7, 2017

Average RPI Win:	230	WON-LOST	WINNING	LAST 10	STRENGTH OF	OPP. STRENGTH	TEAM	ADJ.	CONF.	ADJ CONF.
Average RPI Loss:	103	RECORD	PCT. RANK	GAMES	SCHEDULE	OF SCHEDULE	RPI	RPI	RPI	RPI
DIV. I ONLY	25- 5	14	8- 2	277	213	75	75	22	22	
DIV. I NON-CONF.	9- 3	63	0- 0	260	224	101	101	22	22	
TOTALS	RPI 1-25	RPI 26-50	W-L RECORDS	RPI 51-100	RPI 101-150	RPI 150+				
25- 5	0- 1	0- 0	OVERALL	0- 0	3- 4	22- 0				
13- 1	0- 0	0- 0	HOME	0- 0	2- 1	11- 0				
11- 3	0- 1	0- 0	AWAY	0- 0	1- 2	10- 0				
1- 1	0- 0	0- 0	NEUTRAL	0- 0	0- 1	1- 0				
9- 3	0- 1	0- 0	NON-CONFERENCE	0- 0	0- 2	9- 0				
5- 1	0- 0	0- 0	HOME	0- 0	0- 1	5- 0				
4- 2	0- 1	0- 0	AWAY	0- 0	0- 1	4- 0				
0- 0	0- 0	0- 0	NEUTRAL	0- 0	0- 0	0- 0				
16- 2	0- 0	0- 0	CONFERENCE	0- 0	3- 2	13- 0				
8- 0	0- 0	0- 0	HOME	0- 0	2- 0	6- 0				
7- 1	0- 0	0- 0	AWAY	0- 0	1- 1	6- 0				
1- 1	0- 0	0- 0	NEUTRAL	0- 0	0- 1	1- 0				

RPI 1-25				RPI 26-50				RPI 51-100				Team's RPI: 75		RPI 101+					
RPI	S	Opponent	Score	RPI	S	Opponent	Score	RPI	S	Opponent	Score			RPI	S	Opponent	Score		
14	A	Kentucky	43 92											113	A	Albany (NY)	55 64		
														113	H	Albany (NY)	71 58		
														126	A	Cornell	56 61		
														127	A	Maine	65 57		
														127	H	Maine	50 44		
														127	N	Maine	52 61		
														134	H	Yale	58 64		
														151	A	Northeastern	66 63		
														177	A	Siena	77 67		
														183	A	Hartford	62 57		
														183	H	Hartford	58 50		
														193	H	Sacred Heart	71 43		
														210	A	UMBC	65 61		
														210	H	UMBC	60 50		
														211	A	Binghamton	70 62		
														211	H	Binghamton	76 69		
														216	H	Dartmouth	64 47		
														226	A	Boston U.	59 51		
														258	H	Bryant	62 60		
LAST 12 Division I GAMES:																			
				127	N	Maine	52 61			211	H	Binghamton	76 69			261	H	Stony Brook	49 46
				261	N	Stony Brook	58 49			274	H	Vermont	66 47			261	N	Stony Brook	58 49
				210	A	UMBC	65 61			113	A	Albany (NY)	55 64			274	A	Vermont	57 49
				344	H	UMass Lowell	58 45			261	A	Stony Brook	56 45			274	H	Vermont	66 47
				183	A	Hartford	62 57			210	H	UMBC	60 50			278	A	Manhattan	59 42
				127	A	Maine	65 57			344	A	UMass Lowell	76 57			306	H	Central Conn. St.	56 52

Non-Div I Games: New England Col. 58 38

New Hampshire

■ Loss,
 ■ Non-Conf, S Site,
 ■ Home
 ■ Away
 N Neutral

RPI	S	Opponent	Score	
341	H	Wagner	73	40
344	A	UMass Lowell	76	57
344	H	UMass Lowell	58	45

N
e
w
H
a
m
p
s
h
i
r
e

N
e
w
H
a
m
p
s
h
i
r
e

New Hampshire

Average RPI Win:	213	WON-LOST	WINNING	LAST 10	STRENGTH OF	OPP. STRENGTH	TEAM	ADJ.	CONF.	ADJ CONF.
Average RPI Loss:	97	RECORD	PCT. RANK	GAMES	SCHEDULE	OF SCHEDULE	RPI	RPI	RPI	RPI
DIV. I ONLY	14- 15	181	3- 6	75	142	149	149	13	13	
DIV. I NON-CONF.	4- 6	209	0- 0	141	84	225	225	15	15	
TOTALS	RPI 1-25	RPI 26-50	W-L RECORDS	RPI 51-100	RPI 101-150	RPI 150+				
14- 15	0- 0	0- 3	OVERALL	2- 7	1- 4	11- 1				
10- 6	0- 0	0- 1	HOME	2- 3	1- 2	7- 0				
4- 8	0- 0	0- 2	AWAY	0- 3	0- 2	4- 1				
0- 1	0- 0	0- 0	NEUTRAL	0- 1	0- 0	0- 0				
4- 6	0- 0	0- 1	NON-CONFERENCE	1- 1	1- 4	2- 0				
4- 3	0- 0	0- 0	HOME	1- 1	1- 2	2- 0				
0- 3	0- 0	0- 1	AWAY	0- 0	0- 2	0- 0				
0- 0	0- 0	0- 0	NEUTRAL	0- 0	0- 0	0- 0				
10- 9	0- 0	0- 2	CONFERENCE	1- 6	0- 0	9- 1				
6- 3	0- 0	0- 1	HOME	1- 2	0- 0	5- 0				
4- 5	0- 0	0- 1	AWAY	0- 3	0- 0	4- 1				
0- 1	0- 0	0- 0	NEUTRAL	0- 1	0- 0	0- 0				

RPI S	Opponent	Score	RPI S	Opponent	Score	RPI S	Opponent	Score	RPI S	Opponent	Score	Team's RPI: 149
27	A Marquette	52 62	62	A Boise St.	62 64	104	A Texas Tech	58 69				
48	A Colorado St.	55 58	62	H Boise St.	75 68	111	H Saint Joseph's	67 79				
48	H Colorado St.	63 78	62	N Boise St.	62 64	140	A New Mexico St.	70 77				
			71	H Minnesota	65 69	140	H New Mexico St.	84 55				
			89	A UNLV	42 56	143	H Tulsa	64 67				
			89	H UNLV	52 61	157	A Fresno St.	80 54				
			96	A Wyoming	52 68	157	H Fresno St.	66 57				
			96	H Wyoming	58 60	187	A Utah St.	68 58				
			100	H SMU	64 49	187	H Utah St.	78 67				
						199	A San Jose St.	82 72				
						266	A San Diego St.	51 63				
						266	H San Diego St.	85 42				
						282	A Nevada	69 63				
						282	H Nevada	59 50				
						300	H UTEP	79 66				
						322	H Air Force	81 64				
						339	H Fairleigh Dickinson	83 56				
LAST 12 Division I GAMES:												
62	N Boise St.	62 64	322	H Air Force	81 64							
266	A San Diego St.	51 63	199	A San Jose St.	82 72							
96	H Wyoming	58 60	89	H UNLV	52 61							
48	A Colorado St.	55 58	282	H Nevada	59 50							
157	H Fresno St.	66 57	187	A Utah St.	68 58							
62	A Boise St.	62 64	96	A Wyoming	52 68							

Non-Div I Games: Northern N.M. 87 47

New Mexico

■ Loss,
 ■ Non-Conf, S Site,
 ■ Home
 ■ Away
 N Neutral

Average RPI Win:	270	WON-LOST	WINNING	LAST 10	STRENGTH OF	OPP. STRENGTH	TEAM	ADJ.	CONF.	ADJ CONF.
Average RPI Loss:	133	RECORD	PCT. RANK	GAMES	SCHEDULE	OF SCHEDULE	RPI	RPI	RPI	RPI
DIV. I ONLY	20- 6	31	10- 0	326	272	140	140	29	29	
DIV. I NON-CONF.	6- 6	165	0- 0	294	137	215	215	29	29	
TOTALS	RPI 1-25	RPI 26-50	W-L RECORDS	RPI 51-100	RPI 101-150	RPI 150+				
20- 6	0- 0	0- 1	OVERALL	0- 1	1- 2	19- 2				
10- 1	0- 0	0- 0	HOME	0- 0	1- 1	9- 0				
9- 2	0- 0	0- 0	AWAY	0- 0	0- 1	9- 1				
1- 3	0- 0	0- 1	NEUTRAL	0- 1	0- 0	1- 1				
6- 6	0- 0	0- 1	NON-CONFERENCE	0- 1	1- 2	5- 2				
3- 1	0- 0	0- 0	HOME	0- 0	1- 1	2- 0				
2- 2	0- 0	0- 0	AWAY	0- 0	0- 1	2- 1				
1- 3	0- 0	0- 1	NEUTRAL	0- 1	0- 0	1- 1				
14- 0	0- 0	0- 0	CONFERENCE	0- 0	0- 0	14- 0				
7- 0	0- 0	0- 0	HOME	0- 0	0- 0	7- 0				
7- 0	0- 0	0- 0	AWAY	0- 0	0- 0	7- 0				
0- 0	0- 0	0- 0	NEUTRAL	0- 0	0- 0	0- 0				

RPI S	Opponent	Score	RPI S	Opponent	Score	RPI S	Opponent	Score	RPI S	Opponent	Score	Team's RPI: 140
32 N	Quinnipiac	46 49	89 N	UNLV	47 52	133 H	Arizona	63 74	149 A	New Mexico	55 84	
						149 H	New Mexico	77 70	160 N	Santa Clara	46 60	
						199 H	San Jose St.	66 55	214 A	Seattle U	64 61	
						214 H	Seattle U	73 69	225 A	UTRGV	64 46	
						225 H	UTRGV	87 67	237 A	Hawaii	53 56	
						247 A	Grand Canyon	81 65	247 H	Grand Canyon	67 60	
						250 A	CSU Bakersfield	64 55	250 H	CSU Bakersfield	69 55	
						284 N	Sacramento St.	99 73	295 A	Northern Ariz.	79 68	
						300 A	UTEP	67 59	311 A	UMKC	60 43	
						311 H	UMKC	78 72	313 H	Pepperdine	75 66	
						334 A	Utah Valley	66 53	334 H	Utah Valley	63 46	
						345 A	Chicago St.	65 54	345 H	Chicago St.	100 63	
LAST 12 Division I GAMES:												
225 A	UTRGV	64 46	345 A	Chicago St.	65 54							
214 A	Seattle U	64 61	334 H	Utah Valley	63 46							
334 A	Utah Valley	66 53	214 H	Seattle U	73 69							
225 H	UTRGV	87 67	311 A	UMKC	60 43							
247 H	Grand Canyon	67 60	250 A	CSU Bakersfield	64 55							
250 H	CSU Bakersfield	69 55	247 A	Grand Canyon	81 65							

Non-Div I Games: N.M. Highlands 94 37 Western N.M. 85 28

New Mexico St.

Loss, Non-Conf, S Site, H Home A Away N Neutral

Average RPI Win:	295	WON-LOST	WINNING	LAST 10	STRENGTH OF	OPP. STRENGTH	TEAM	ADJ.	CONF.	ADJ CONF.
Average RPI Loss:	153	RECORD	PCT. RANK	GAMES	SCHEDULE	OF SCHEDULE	RPI	RPI	RPI	RPI
DIV. I ONLY	11- 14	210	4- 6	225	304	219	219	27	27	
DIV. I NON-CONF.	2- 5	259	0- 0	52	164	171	171	27	27	
TOTALS	RPI 1-25	RPI 26-50	W-L RECORDS	RPI 51-100	RPI 101-150	RPI 150+				
11- 14	0- 1	0- 0	OVERALL	0- 4	0- 5	11- 4				
7- 4	0- 0	0- 0	HOME	0- 2	0- 1	7- 1				
4- 10	0- 1	0- 0	AWAY	0- 2	0- 4	4- 3				
0- 0	0- 0	0- 0	NEUTRAL	0- 0	0- 0	0- 0				
2- 5	0- 1	0- 0	NON-CONFERENCE	0- 1	0- 2	2- 1				
1- 1	0- 0	0- 0	HOME	0- 0	0- 0	1- 1				
1- 4	0- 1	0- 0	AWAY	0- 1	0- 2	1- 0				
0- 0	0- 0	0- 0	NEUTRAL	0- 0	0- 0	0- 0				
9- 9	0- 0	0- 0	CONFERENCE	0- 3	0- 3	9- 3				
6- 3	0- 0	0- 0	HOME	0- 2	0- 1	6- 0				
3- 6	0- 0	0- 0	AWAY	0- 1	0- 2	3- 3				
0- 0	0- 0	0- 0	NEUTRAL	0- 0	0- 0	0- 0				

RPI 1-25				RPI 26-50				RPI 51-100				RPI 101+ Team's RPI: 219			
RPI	S	Opponent	Score	RPI	S	Opponent	Score	RPI	S	Opponent	Score	RPI	S	Opponent	Score
13	A	Texas	48 80					57	A	Iowa St.	63 100	107	A	Abilene Christian	55 68
								97	H	Central Ark.	51 55	118	A	Southern Miss.	53 78
								99	A	SFA	61 88	131	A	Lamar University	42 73
								99	H	SFA	67 71	131	H	Lamar University	55 66
												132	A	Alabama	57 78
												185	H	Texas Southern	63 57
												243	H	South Ala.	62 65
												251	A	Jacksonville St.	81 79
												283	H	A&M-Corpus Christi	75 54
												286	A	McNeese	71 59
												286	H	McNeese	92 85
												287	A	Nicholls St.	69 79
												287	H	Nicholls St.	81 77
												293	A	Northwestern St.	93 95
												328	A	Southeastern La.	70 85
												328	H	Southeastern La.	102 87
												332	A	Incarnate Word	71 67
												332	H	Incarnate Word	84 58
												338	A	Houston Baptist	73 63
												340	H	Sam Houston St.	78 49
LAST 12 Division I GAMES:															
287	A	Nicholls St.	69 79	332	H	Incarnate Word	84 58								
328	H	Southeastern La.	102 87	287	H	Nicholls St.	81 77								
293	A	Northwestern St.	93 95	131	H	Lamar University	55 66								
99	H	SFA	67 71	99	A	SFA	61 88								
286	H	McNeese	92 85	286	A	McNeese	71 59								
328	A	Southeastern La.	70 85	97	H	Central Ark.	51 55								

Non-Div I Games: Blue Mountain 75 37 Crowley's Ridge 123 33 Trinity Baptist 100 35

New Orleans

Loss, Non-Conf, S Site, H Home A Away N Neutral

Niagara

Through Games Of March 7, 2017

Average RPI Win:	244	WON-LOST	WINNING	LAST 10	STRENGTH OF	OPP. STRENGTH	TEAM	ADJ.	CONF.	ADJ CONF.
Average RPI Loss:	145	RECORD	PCT. RANK	GAMES	SCHEDULE	OF SCHEDULE	RPI	RPI	RPI	RPI
DIV. I ONLY	8- 22	296	3- 7	142	189	265	265	19	19	
DIV. I NON-CONF.	3- 6	230	0- 0	15	127	108	108	17	17	
TOTALS	RPI 1-25	RPI 26-50	W-L RECORDS	RPI 51-100	RPI 101-150	RPI 150+				
8- 22	0- 1	0- 4	OVERALL	0- 1	0- 6	8- 10				
5- 8	0- 1	0- 1	HOME	0- 0	0- 2	5- 4				
3- 13	0- 0	0- 3	AWAY	0- 1	0- 4	3- 5				
0- 1	0- 0	0- 0	NEUTRAL	0- 0	0- 0	0- 1				
3- 6	0- 1	0- 2	NON-CONFERENCE	0- 1	0- 2	3- 0				
2- 1	0- 1	0- 0	HOME	0- 0	0- 0	2- 0				
1- 5	0- 0	0- 2	AWAY	0- 1	0- 2	1- 0				
0- 0	0- 0	0- 0	NEUTRAL	0- 0	0- 0	0- 0				
5- 16	0- 0	0- 2	CONFERENCE	0- 0	0- 4	5- 10				
3- 7	0- 0	0- 1	HOME	0- 0	0- 2	3- 4				
2- 8	0- 0	0- 1	AWAY	0- 0	0- 2	2- 5				
0- 1	0- 0	0- 0	NEUTRAL	0- 0	0- 0	0- 1				

RPI 1-25				RPI 26-50				RPI 51-100				RPI 101+ Team's RPI: 265			
RPI	S	Opponent	Score	RPI	S	Opponent	Score	RPI	S	Opponent	Score	RPI	S	Opponent	Score
16	H	Maryland	64 96	31	A	Syracuse	60 109	79	A	Drexel	57 69	101	A	Buffalo	63 73
				32	A	Quinnipiac	45 61					106	A	Rider	41 62
				32	H	Quinnipiac	64 71					106	H	Rider	58 78
				47	A	Michigan	35 107					122	A	Fordham	69 92
												147	A	Iona	61 68
												147	H	Iona	55 65
												163	A	Fairfield	63 66
												163	H	Fairfield	55 65
												177	A	Siena	53 71
												177	H	Siena	68 70
												183	H	Hartford	75 62
												184	A	Cleveland St.	67 49
												217	A	Monmouth	62 68
												217	H	Monmouth	66 45
												234	A	Marist	68 53
												234	H	Marist	58 60
												248	H	St. Bonaventure	65 43
												253	A	Canisius	41 52
												253	H	Canisius	57 65
												253	N	Canisius	74 80
												278	A	Manhattan	62 59
												278	H	Manhattan	65 42
												327	A	Saint Peter's	66 78
												327	H	Saint Peter's	71 63
LAST 12 Division I GAMES:															
				253	N	Canisius	74 80					253	A	Canisius	41 52
				217	A	Monmouth	62 68					278	H	Manhattan	65 42
				106	A	Rider	41 62					147	H	Iona	55 65
				327	H	Saint Peter's	71 63					163	A	Fairfield	63 66
				177	H	Siena	68 70					32	A	Quinnipiac	45 61
				234	A	Marist	68 53					163	H	Fairfield	55 65

Non-Div I Games:

Niagara

■ Loss,
■ Non-Conf,
■ S Site,
■ H Home
■ A Away
N Neutral

Average RPI Win:	284	WON-LOST	WINNING	LAST 10	STRENGTH OF	OPP. STRENGTH	TEAM	ADJ.	CONF.	ADJ CONF.
Average RPI Loss:	194	RECORD	PCT. RANK	GAMES	SCHEDULE	OF SCHEDULE	RPI	RPI	RPI	RPI
DIV. I ONLY	10- 19	260	3- 7	278	320	287	287	27	27	
DIV. I NON-CONF.	3- 8	262	0- 0	201	343	276	276	27	27	
TOTALS	RPI 1-25	RPI 26-50	W-L RECORDS	RPI 51-100	RPI 101-150	RPI 150+				
10- 19	0- 0	0- 0	OVERALL	0- 5	1- 4	9- 10				
7- 5	0- 0	0- 0	HOME	0- 2	1- 2	6- 1				
3- 13	0- 0	0- 0	AWAY	0- 0	0- 0	3- 1				
0- 1	0- 0	0- 0	NEUTRAL	0- 0	0- 0	0- 1				
3- 8	0- 0	0- 0	NON-CONFERENCE	0- 2	0- 2	3- 4				
2- 1	0- 0	0- 0	HOME	0- 0	0- 1	2- 0				
1- 6	0- 0	0- 0	AWAY	0- 2	0- 1	1- 3				
0- 1	0- 0	0- 0	NEUTRAL	0- 0	0- 0	0- 1				
7- 11	0- 0	0- 0	CONFERENCE	0- 3	1- 2	6- 6				
5- 4	0- 0	0- 0	HOME	0- 2	1- 1	4- 1				
2- 7	0- 0	0- 0	AWAY	0- 1	0- 1	2- 5				
0- 0	0- 0	0- 0	NEUTRAL	0- 0	0- 0	0- 0				

RPI S	Opponent	Score	RPI S	Opponent	Score	RPI S	Opponent	Score	RPI S	Opponent	Score	Team's RPI: 287
						64	A Gonzaga	46 78	107	H Abilene Christian	73 89	
						94	A Jacksonville	71 76	123	H Troy	75 100	
						97	H Central Ark.	52 61	131	A Lamar University	77 81	
						99	A SFA	55 80	131	H Lamar University	78 67	
						99	H SFA	77 82	145	A Louisiana Tech	52 68	
									165	A Memphis	62 73	
									209	A Grambling	71 60	
									219	A New Orleans	77 81	
									219	H New Orleans	79 69	
									251	A Jacksonville St.	52 75	
									267	A Prairie View	67 69	
									283	A A&M-Corpus Christi	60 65	
									283	H A&M-Corpus Christi	74 54	
									286	A McNeese	52 59	
									293	A Northwestern St.	58 75	
									294	N North Florida	74 77	
									328	A Southeastern La.	76 60	
									328	H Southeastern La.	92 57	
									331	H La.-Monroe	73 54	
									332	A Incarnate Word	63 69	
									332	H Incarnate Word	52 78	
									333	H Jackson St.	83 76	
									338	H Houston Baptist	76 57	
									340	A Sam Houston St.	66 59	
LAST 12 Division I GAMES:												
219	H	New Orleans	79	69	99	H	SFA	77	82			
131	A	Lamar University	77	81	219	A	New Orleans	77	81			
328	H	Southeastern La.	92	57	328	A	Southeastern La.	76	60			
332	A	Incarnate Word	63	69	283	A	A&M-Corpus Christi	60	65			
286	A	McNeese	52	59	338	H	Houston Baptist	76	57			
97	H	Central Ark.	52	61	131	H	Lamar University	78	67			

Non-Div I Games:

Nicholls St.

■ Loss,
■ Non-Conf,
■ S Site,
■ H Home
■ A Away
N Neutral

Average RPI Win: 312		WON-LOST	WINNING	LAST 10	STRENGTH OF	OPP. STRENGTH	TEAM	ADJ.	CONF.	ADJ CONF.
Average RPI Loss: 198		RECORD	PCT. RANK	GAMES	SCHEDULE	OF SCHEDULE	RPI	RPI	RPI	RPI
DIV. I ONLY		13- 14	186	5- 5	343	339	273	273	32	32
DIV. I NON-CONF.		3- 7	250	0- 0	301	277	259	259	31	31
TOTALS		RPI 1-25	RPI 26-50		W-L RECORDS		RPI 51-100	RPI 101-150		RPI 150+
13- 14	0- 0	0- 0		OVERALL		0- 0	0- 2		13- 12	
5- 4	0- 0	0- 0		HOME		0- 0	0- 1		5- 3	
7- 9	0- 0	0- 0		AWAY		0- 0	0- 1		7- 8	
1- 1	0- 0	0- 0		NEUTRAL		0- 0	0- 0		1- 1	
3- 7	0- 0	0- 0		NON-CONFERENCE		0- 0	0- 2		3- 5	
0- 1	0- 0	0- 0		HOME		0- 0	0- 1		0- 0	
3- 5	0- 0	0- 0		AWAY		0- 0	0- 1		3- 4	
0- 1	0- 0	0- 0		NEUTRAL		0- 0	0- 0		0- 1	
10- 7	0- 0	0- 0		CONFERENCE		0- 0	0- 0		10- 7	
5- 3	0- 0	0- 0		HOME		0- 0	0- 0		5- 3	
4- 4	0- 0	0- 0		AWAY		0- 0	0- 0		4- 4	
1- 0	0- 0	0- 0		NEUTRAL		0- 0	0- 0		1- 0	

[illegible]

Non-Div I Games:	Lincoln (PA)	62	28	Saint Augustine's	99	59
------------------	--------------	----	----	-------------------	----	----

Norfolk St.

Loss, Non-Conf, S Site, H Home A Away N Neutral

RPI	S	Opponent	Score
348	H	South Carolina St.	83 68

N
o
r
f
o
l
k
S
t
.

N
o
r
f
o
l
k
S
t
.

Norfolk St.

North Carolina

Through Games Of March 7, 2017

Average RPI Win:	165	WON-LOST	WINNING	LAST 10	STRENGTH OF	OPP. STRENGTH	TEAM	ADJ.	CONF.	ADJ CONF.
Average RPI Loss:	54	RECORD	PCT. RANK	GAMES	SCHEDULE	OF SCHEDULE	RPI	RPI	RPI	RPI
DIV. I ONLY	15- 16	176	3- 7	40	58	120	120	3	3	
DIV. I NON-CONF.	11- 2	23	1- 0	170	243	64	64	4	4	
TOTALS	RPI 1-25	RPI 26-50	W-L RECORDS	RPI 51-100	RPI 101-150	RPI 150+				
15- 16	0- 6	2- 5	OVERALL	5- 1	0- 2	8- 2				
11- 5	0- 3	2- 0	HOME	3- 1	0- 0	6- 1				
1- 8	0- 3	0- 2	AWAY	0- 0	0- 2	1- 1				
3- 3	0- 0	0- 3	NEUTRAL	2- 0	0- 0	1- 0				
11- 2	0- 0	1- 2	NON-CONFERENCE	3- 0	0- 0	7- 0				
8- 0	0- 0	1- 0	HOME	1- 0	0- 0	6- 0				
1- 0	0- 0	0- 0	AWAY	0- 0	0- 0	1- 0				
2- 2	0- 0	0- 2	NEUTRAL	2- 0	0- 0	0- 0				
4- 14	0- 6	1- 3	CONFERENCE	2- 1	0- 2	1- 2				
3- 5	0- 3	1- 0	HOME	2- 1	0- 0	0- 1				
0- 8	0- 3	0- 2	AWAY	0- 0	0- 2	0- 1				
1- 1	0- 0	0- 1	NEUTRAL	0- 0	0- 0	1- 0				

RPI S	Opponent	Score	RPI S	Opponent	Score	RPI S	Opponent	Score	RPI S	Opponent	Score	Team's RPI: 120
2	H Notre Dame	55 77	29	H Elon	78 73	51	H Virginia	67 58	105	A Virginia Tech	68 76	
8	A Duke	58 70	30	N South Fla.	55 83	58	H Georgia Tech	89 88	112	A Clemson	67 78	
8	H Duke	71 95	31	A Syracuse	64 95	71	N Minnesota	91 77	159	A Pittsburgh	48 68	
11	A Louisville	57 87	31	N Syracuse	64 83	72	H Bucknell	65 50	159	N Pittsburgh	72 60	
12	H Florida St.	77 90	36	N LSU	43 70	86	H Wake Forest	77 80	176	H Boston College	77 88	
15	A Miami (FL)	88 100	38	A North Carolina St.	60 80	94	N Jacksonville	87 57	208	H Alabama St.	84 54	
			38	H North Carolina St.	83 70				212	A Wisconsin	72 59	
									246	H Marshall	75 53	
									256	H Charleston So.	93 77	
									291	H Coppin St.	90 55	
									348	H South Carolina St.	82 49	
									349	H Alabama A&M	80 35	
LAST 12 Division I GAMES:												
31	N Syracuse	64 83	58	H Georgia Tech	89 88							
159	N Pittsburgh	72 60	31	A Syracuse	64 95							
71	N Minnesota	91 77	176	H Boston College	77 88							
8	H Duke	71 95	112	A Clemson	67 78							
38	A North Carolina St.	60 80	38	H North Carolina St.	83 70							
11	A Louisville	57 87	15	A Miami (FL)	88 100							

Non-Div I Games:

North Carolina

■ Loss,
 ■ Non-Conf,
 ■ S Site,
 ■ Home
 ■ A Away
 N Neutral

Average RPI Win:	146	WON-LOST	WINNING	LAST 10	STRENGTH OF	OPP. STRENGTH	TEAM	ADJ.	CONF.	ADJ CONF.
Average RPI Loss:	49	RECORD	PCT. RANK	GAMES	SCHEDULE	OF SCHEDULE	RPI	RPI	RPI	RPI
DIV. I ONLY	22- 8	52	6- 3	69	40	38	38	3	3	
DIV. I NON-CONF.	10- 3	54	0- 0	266	153	115	115	4	4	
TOTALS	RPI 1-25	RPI 26-50	W-L RECORDS	RPI 51-100	RPI 101-150	RPI 150+				
22- 8	4- 3	1- 2	OVERALL	3- 2	3- 1	11- 0				
14- 2	2- 1	1- 0	HOME	0- 1	3- 0	8- 0				
7- 3	2- 0	0- 1	AWAY	3- 1	0- 1	2- 0				
1- 3	0- 2	0- 1	NEUTRAL	0- 0	0- 0	1- 0				
10- 3	0- 1	1- 1	NON-CONFERENCE	0- 1	0- 0	9- 0				
8- 0	0- 0	1- 0	HOME	0- 0	0- 0	7- 0				
1- 1	0- 0	0- 0	AWAY	0- 1	0- 0	1- 0				
1- 2	0- 1	0- 1	NEUTRAL	0- 0	0- 0	1- 0				
12- 5	4- 2	0- 1	CONFERENCE	3- 1	3- 1	2- 0				
6- 2	2- 1	0- 0	HOME	0- 1	3- 0	1- 0				
6- 2	2- 0	0- 1	AWAY	3- 0	0- 1	1- 0				
0- 1	0- 1	0- 0	NEUTRAL	0- 0	0- 0	0- 0				

RPI 1-25				RPI 26-50				Team's RPI: 38		RPI 51-100				RPI 101+			
RPI	S	Opponent	Score	RPI	S	Opponent	Score	RPI	S	Opponent	Score	RPI	S	Opponent	Score		
2	H	Notre Dame	70 62	31	A	Syracuse	75 85	51	A	Virginia	59 48	105	H	Virginia Tech	85 71		
8	H	Duke	55 52	36	N	LSU	58 59	58	A	Georgia Tech	75 67	112	H	Clemson	65 53		
11	A	Louisville	72 70	50	H	Indiana	84 70	74	A	Tulane	58 63	120	A	North Carolina	70 83		
11	N	Louisville	58 59					86	A	Wake Forest	65 50	120	H	North Carolina	80 60		
12	A	Florida St.	70 61					86	H	Wake Forest	77 89	159	H	Pittsburgh	55 42		
15	H	Miami (FL)	64 67									166	H	Hampton	81 56		
21	N	Kansas St.	50 67									176	A	Boston College	70 58		
												203	H	Col. of Charleston	91 47		
												224	H	UNCW	86 54		
												240	H	Wofford	80 40		
												243	A	South Ala.	74 31		
												260	H	UMES	77 58		
												294	H	North Florida	78 52		
												300	N	UTEP	71 55		
												336	H	N.C. Central	83 33		
LAST 12 Division I GAMES:																	
		11	N	Louisville	58	59		58	A	Georgia Tech	75	67					
		51	A	Virginia	59	48		11	A	Louisville	72	70					
		120	H	North Carolina	80	60		120	A	North Carolina	70	83					
		86	H	Wake Forest	77	89		159	H	Pittsburgh	55	42					
		176	A	Boston College	70	58		112	H	Clemson	65	53					
		105	H	Virginia Tech	85	71		8	H	Duke	55	52					

Non-Div I Games:

North Carolina St.

■ Loss,
 ■ Non-Conf, S Site,
 ■ Home
 ■ Away
 N Neutral

North Dakota

Through Games Of March 7, 2017

Average RPI Win:	230	WON-LOST	WINNING	LAST 10	STRENGTH OF	OPP. STRENGTH	TEAM	ADJ.	CONF.	ADJ CONF.
Average RPI Loss:	101	RECORD	PCT. RANK	GAMES	SCHEDULE	OF SCHEDULE	RPI	RPI	RPI	RPI
DIV. I ONLY	18- 9	86	8- 2	186	185	115	115	20	20	
DIV. I NON-CONF.	3- 6	230	0- 0	117	27	186	186	18	18	
TOTALS	RPI 1-25	RPI 26-50	W-L RECORDS	RPI 51-100	RPI 101-150	RPI 150+				
18- 9	0- 0	0- 3	OVERALL	0- 2	4- 2	14- 2				
9- 4	0- 0	0- 2	HOME	0- 2	2- 0	7- 0				
9- 5	0- 0	0- 1	AWAY	0- 0	2- 2	7- 2				
0- 0	0- 0	0- 0	NEUTRAL	0- 0	0- 0	0- 0				
3- 6	0- 0	0- 3	NON-CONFERENCE	0- 1	1- 1	2- 1				
1- 3	0- 0	0- 2	HOME	0- 1	1- 0	0- 0				
2- 3	0- 0	0- 1	AWAY	0- 0	0- 1	2- 1				
0- 0	0- 0	0- 0	NEUTRAL	0- 0	0- 0	0- 0				
15- 3	0- 0	0- 0	CONFERENCE	0- 1	3- 1	12- 1				
8- 1	0- 0	0- 0	HOME	0- 1	1- 0	7- 0				
7- 2	0- 0	0- 0	AWAY	0- 0	2- 1	5- 1				
0- 0	0- 0	0- 0	NEUTRAL	0- 0	0- 0	0- 0				

RPI S	Opponent	Score	RPI S	Opponent	Score	RPI S	Opponent	Score	RPI S	Opponent	Score	Team's RPI: 115
28	H Drake	91 99	61	H Iowa	60 75	104	A Texas Tech	80 90	121	A Northern Colo.	57 51	
37	H South Dakota St.	72 83	77	H Montana St.	71 74	121	H Northern Colo.	75 68	137	H San Francisco	71 63	
49	A UNI	53 74				138	A Eastern Wash.	75 71	142	A Idaho	61 74	
						169	A Idaho St.	65 62	169	H Idaho St.	63 56	
						186	A Kansas	71 76	222	A San Diego	65 61	
						223	A Portland St.	67 81	223	H Portland St.	65 61	
						238	A Weber St.	70 65	238	H Weber St.	83 67	
						284	A Sacramento St.	92 78	284	H Sacramento St.	94 71	
						288	A Southern Utah	68 65	288	H Southern Utah	75 70	
						295	A Northern Ariz.	80 78	295	H Northern Ariz.	88 69	
						303	A North Dakota St.	76 55	325	H Montana	73 63	
LAST 12 Division I GAMES:												
223	A Portland St.	67 81	138	A Eastern Wash.	75 71							
284	A Sacramento St.	92 78	121	A Northern Colo.	57 51							
121	H Northern Colo.	75 68	295	H Northern Ariz.	88 69							
238	H Weber St.	83 67	288	H Southern Utah	75 70							
169	H Idaho St.	63 56	169	A Idaho St.	65 62							
142	A Idaho	61 74	238	A Weber St.	70 65							

Non-Div I Games: Mayville St. 70 43 Mary 79 67

North Dakota

Loss, Non-Conf, S Site, H Home A Away N Neutral

Average RPI Win:	252	WON-LOST	WINNING	LAST 10	STRENGTH OF	OPP. STRENGTH	TEAM	ADJ.	CONF.	ADJ CONF.
Average RPI Loss:	139	RECORD	PCT. RANK	GAMES	SCHEDULE	OF SCHEDULE	RPI	RPI	RPI	RPI
DIV. I ONLY	4- 24	330	1- 9	107	197	303	303	11	11	
DIV. I NON-CONF.	0- 11	335	0- 0	147	313	335	335	10	10	
TOTALS	RPI 1-25	RPI 26-50	W-L RECORDS	RPI 51-100	RPI 101-150	RPI 150+				
4- 24	0- 0	0- 3	OVERALL	1- 6	0- 6	3- 9				
3- 8	0- 0	0- 1	HOME	1- 2	0- 3	2- 2				
1- 13	0- 0	0- 1	AWAY	0- 3	0- 3	1- 6				
0- 3	0- 0	0- 1	NEUTRAL	0- 1	0- 0	0- 1				
0- 11	0- 0	0- 1	NON-CONFERENCE	0- 0	0- 4	0- 6				
0- 3	0- 0	0- 0	HOME	0- 0	0- 2	0- 1				
0- 6	0- 0	0- 0	AWAY	0- 0	0- 2	0- 4				
0- 2	0- 0	0- 1	NEUTRAL	0- 0	0- 0	0- 1				
4- 13	0- 0	0- 2	CONFERENCE	1- 6	0- 2	3- 3				
3- 5	0- 0	0- 1	HOME	1- 2	0- 1	2- 1				
1- 7	0- 0	0- 1	AWAY	0- 3	0- 1	1- 2				
0- 1	0- 0	0- 0	NEUTRAL	0- 1	0- 0	0- 0				

RPI 1-25				RPI 26-50				RPI 51-100				RPI 101+				Team's RPI: 303	
RPI	S	Opponent	Score	RPI	S	Opponent	Score	RPI	S	Opponent	Score	RPI	S	Opponent	Score		
				37	A	South Dakota St.	44 70	59	A	IUPUI	58 71	108	H	Colorado	59 76		
				37	H	South Dakota St.	66 69	59	H	IUPUI	53 76	115	H	North Dakota	55 76		
				39	N	Central Mich.	55 77	59	N	IUPUI	56 69	146	A	Milwaukee	74 79		
								60	A	Western Ill.	81 110	148	A	Omaha	64 90		
								60	H	Western Ill.	60 87	148	H	Omaha	60 80		
								76	A	South Dakota	48 80	150	A	Oakland	66 95		
								76	H	South Dakota	83 73	158	A	Oral Roberts	64 71		
												158	H	Oral Roberts	50 70		
												171	H	Western Mich.	63 68		
												196	A	Providence	63 86		
												225	A	UTRGV	67 81		
												231	N	UC Santa Barbara	59 66		
												271	A	Cal Poly	46 73		
												308	A	Denver	86 80		
												308	H	Denver	67 58		
												309	A	Massachusetts	58 70		
												316	A	Fort Wayne	68 72		
												316	H	Fort Wayne	68 56		
LAST 12 Division I GAMES:																	
				59	N	IUPUI	56 69	60	H	Western Ill.	60 87						
				158	A	Oral Roberts	64 71	37	A	South Dakota St.	44 70						
				148	A	Omaha	64 90	158	H	Oral Roberts	50 70						
				59	H	IUPUI	53 76	76	A	South Dakota	48 80						
				308	H	Denver	67 58	59	A	IUPUI	58 71						
				316	A	Fort Wayne	68 72	148	H	Omaha	60 80						

Non-Div I Games: Mayville St. 93 44 Dickinson St. 70 63

North Dakota St.

Loss, Non-Conf, S Site, H Home A Away N Neutral

North Florida

Through Games Of March 7, 2017

Average RPI Win:	301	WON-LOST	WINNING	LAST 10	STRENGTH OF	OPP. STRENGTH	TEAM	ADJ.	CONF.	ADJ CONF.
Average RPI Loss:	164	RECORD	PCT. RANK	GAMES	SCHEDULE	OF SCHEDULE	RPI	RPI	RPI	RPI
DIV. I ONLY	7- 20	302	2- 8	208	255	294	294	25	25	
DIV. I NON-CONF.	4- 8	230	0- 0	200	253	248	248	24	24	
TOTALS	RPI 1-25	RPI 26-50	W-L RECORDS	RPI 51-100	RPI 101-150	RPI 150+				
7- 20	0- 1	0- 2	OVERALL	0- 4	0- 3	7- 10				
4- 7	0- 0	0- 0	HOME	0- 2	0- 1	4- 4				
2- 12	0- 1	0- 2	AWAY	0- 2	0- 2	2- 5				
1- 1	0- 0	0- 0	NEUTRAL	0- 0	0- 0	1- 1				
4- 8	0- 1	0- 2	NON-CONFERENCE	0- 0	0- 0	4- 5				
2- 2	0- 0	0- 0	HOME	0- 0	0- 0	2- 2				
1- 5	0- 1	0- 2	AWAY	0- 0	0- 0	1- 2				
1- 1	0- 0	0- 0	NEUTRAL	0- 0	0- 0	1- 1				
3- 12	0- 0	0- 0	CONFERENCE	0- 4	0- 3	3- 5				
2- 5	0- 0	0- 0	HOME	0- 2	0- 1	2- 2				
1- 7	0- 0	0- 0	AWAY	0- 2	0- 2	1- 3				
0- 0	0- 0	0- 0	NEUTRAL	0- 0	0- 0	0- 0				

RPI 1-25				RPI 26-50				RPI 51-100				RPI 101+ Team's RPI: 294			
RPI	S	Opponent	Score	RPI	S	Opponent	Score	RPI	S	Opponent	Score	RPI	S	Opponent	Score
12	A	Florida St.	39 95	30	A	South Fla.	42 78	94	A	Jacksonville	58 68	103	A	FGCU	46 69
				38	A	North Carolina St.	52 78	94	H	Jacksonville	59 69	103	A	FGCU	42 59
								98	A	Stetson	44 68	103	H	FGCU	51 68
								98	H	Stetson	44 62	172	A	Bethune-Cookman	50 52
												179	H	Morehead St.	65 84
												203	A	Col. of Charleston	60 47
												205	A	Xavier	46 83
												240	H	Wofford	60 79
												243	N	South Ala.	55 62
												275	A	Kennesaw St.	48 52
												275	H	Kennesaw St.	61 67
												287	N	Nicholls St.	77 74
												298	A	Lipscomb	62 66
												298	H	Lipscomb	58 60
												315	A	USC Upstate	78 67
												315	H	USC Upstate	77 74
												320	A	NJIT	62 64
												320	H	NJIT	61 51
												329	H	Florida A&M	71 60
												337	H	Fla. Atlantic	95 88
LAST 12 Division I GAMES:															
103	A	FGCU	42 59	103	A	FGCU	46 69								
94	H	Jacksonville	59 69	98	H	Stetson	44 62								
298	A	Lipscomb	62 66	103	H	FGCU	51 68								
275	A	Kennesaw St.	48 52	98	A	Stetson	44 68								
320	H	NJIT	61 51	275	H	Kennesaw St.	61 67								
315	H	USC Upstate	77 74	298	H	Lipscomb	58 60								

Non-Div I Games: Warner 72 44 Webber Int'l 103 57 Edward Waters 70 50

North Florida

Loss, Non-Conf, S Site, H Home A Away N Neutral

North Texas

Through Games Of March 7, 2017

Average RPI Win:	211	WON-LOST	WINNING	LAST 10	STRENGTH OF	OPP. STRENGTH	TEAM	ADJ.	CONF.	ADJ CONF.
Average RPI Loss:	129	RECORD	PCT. RANK	GAMES	SCHEDULE	OF SCHEDULE	RPI	RPI	RPI	RPI
DIV. I ONLY	11- 18	244	5- 5	106	165	194	194	14	14	
DIV. I NON-CONF.	3- 8	262	0- 0	145	186	247	247	16	16	
TOTALS	RPI 1-25	RPI 26-50	W-L RECORDS	RPI 51-100	RPI 101-150	RPI 150+				
11- 18	0- 0	0- 3	OVERALL	0- 2	4- 8	7- 5				
6- 7	0- 0	0- 2	HOME	0- 0	3- 2	3- 3				
5- 9	0- 0	0- 1	AWAY	0- 2	1- 5	4- 1				
0- 2	0- 0	0- 0	NEUTRAL	0- 0	0- 1	0- 1				
3- 8	0- 0	0- 2	NON-CONFERENCE	0- 1	2- 2	1- 3				
2- 2	0- 0	0- 1	HOME	0- 0	1- 0	1- 1				
1- 4	0- 0	0- 1	AWAY	0- 1	1- 1	0- 1				
0- 2	0- 0	0- 0	NEUTRAL	0- 0	0- 1	0- 1				
8- 10	0- 0	0- 1	CONFERENCE	0- 1	2- 6	6- 2				
4- 5	0- 0	0- 1	HOME	0- 0	2- 2	2- 2				
4- 5	0- 0	0- 0	AWAY	0- 1	0- 4	4- 0				
0- 0	0- 0	0- 0	NEUTRAL	0- 0	0- 0	0- 0				

RPI 1-25				RPI 26-50				RPI 51-100				RPI 101+				Team's RPI: 194	
RPI	S	Opponent	Score	RPI	S	Opponent	Score	RPI	S	Opponent	Score	RPI	S	Opponent	Score		
				40	H	Western Ky.	55 75	81	A	Middle Tenn.	52 60	114	A	Charlotte	49 66		
				45	A	Little Rock	44 55	100	A	SMU	51 65	114	H	Charlotte	63 78		
				50	H	Indiana	64 94					118	A	Southern Miss.	48 70		
												118	H	Southern Miss.	75 62		
												130	A	Old Dominion	47 62		
												130	H	Old Dominion	65 55		
												133	A	Arizona	62 58		
												143	A	Tulsa	58 63		
												145	A	Louisiana Tech	49 65		
												145	H	Louisiana Tech	65 72		
												147	H	Iona	66 55		
												148	N	Omaha	57 85		
												153	A	Missouri St.	54 63		
												161	A	Rice	77 69		
												161	H	Rice	49 51		
												162	H	Texas St.	58 59		
												174	A	UAB	59 58		
												178	A	UTSA	58 55		
												225	N	UTRGV	69 74		
												246	H	Marshall	57 60		
												300	A	UTEP	76 69		
												307	H	FIU	69 49		
												307	H	Fla. Atlantic	79 57		
												332	H	Incarnate Word	84 61		
												337	H	Fla. Atlantic	79 57		
LAST 12 Division I GAMES:																	
				246	H	Marshall	57 60	307	H	FIU	69 49						
				40	H	Western Ky.	55 75	337	H	Fla. Atlantic	79 57						
				118	A	Southern Miss.	48 70	161	A	Rice	77 69						
				145	A	Louisiana Tech	49 65	130	A	Old Dominion	47 62						
				178	A	UTSA	58 55	114	A	Charlotte	49 66						
				300	A	UTEP	76 69	145	H	Louisiana Tech	65 72						

Non-Div I Games:

North Texas

■ Loss,
 ■ Non-Conf,
 ■ S Site,
 ■ H Home
 ■ A Away
 N Neutral

Northeastern

Through Games Of March 7, 2017

Average RPI Win:	209	WON-LOST	WINNING	LAST 10	STRENGTH OF	OPP. STRENGTH	TEAM	ADJ.	CONF.	ADJ CONF.
Average RPI Loss:	86	RECORD	PCT. RANK	GAMES	SCHEDULE	OF SCHEDULE	RPI	RPI	RPI	RPI
DIV. I ONLY	12- 18	227	5- 5	65	92	151	151	9	9	
DIV. I NON-CONF.	4- 8	230	0- 0	63	82	172	172	8	8	
TOTALS	RPI 1-25	RPI 26-50	W-L RECORDS	RPI 51-100	RPI 101-150	RPI 150+				
12- 18	0- 1	0- 6	OVERALL	0- 4	1- 5	11- 2				
7- 6	0- 0	0- 2	HOME	0- 2	1- 2	6- 0				
5- 9	0- 0	0- 4	AWAY	0- 1	0- 3	5- 1				
0- 3	0- 1	0- 0	NEUTRAL	0- 1	0- 0	0- 1				
4- 8	0- 1	0- 2	NON-CONFERENCE	0- 2	0- 2	4- 1				
2- 2	0- 0	0- 0	HOME	0- 1	0- 1	2- 0				
2- 3	0- 0	0- 2	AWAY	0- 0	0- 1	2- 0				
0- 3	0- 1	0- 0	NEUTRAL	0- 1	0- 0	0- 1				
8- 10	0- 0	0- 4	CONFERENCE	0- 2	1- 3	7- 1				
5- 4	0- 0	0- 2	HOME	0- 1	1- 1	4- 0				
3- 6	0- 0	0- 2	AWAY	0- 1	0- 2	3- 1				
0- 0	0- 0	0- 0	NEUTRAL	0- 0	0- 0	0- 0				

RPI S	Opponent	Score	RPI S	Opponent	Score	RPI S	Opponent	Score	RPI S	Opponent	Score	Team's RPI: 151
6 N	Stanford	45 74	29 A	Elon	58 70	54 N	Purdue	54 79	109 H	St. Mary's (CA)	53 77	
			29 H	Elon	65 76	75 H	New Hampshire	63 66	127 A	Maine	49 68	
			32 A	Quinnipiac	59 76	79 A	Drexel	51 74	129 A	William & Mary	58 60	
			42 A	James Madison	54 74	79 H	Drexel	33 63	129 H	William & Mary	54 68	
			42 H	James Madison	49 67				135 A	Delaware	53 65	
			43 A	Michigan St.	44 78				135 H	Delaware	50 41	
									177 H	Siena	61 50	
									182 N	Wichita St.	73 87	
									188 A	Hofstra	53 51	
									188 H	Hofstra	52 46	
									201 A	Towson	63 51	
									201 H	Towson	72 64	
									203 A	Col. of Charleston	86 75	
									203 H	Col. of Charleston	61 44	
									224 A	UNCW	63 68	
									224 H	UNCW	55 47	
									226 H	Boston U.	78 59	
									253 A	Canisius	83 59	
									308 A	Denver	72 69	
LAST 12 Division I GAMES:												
188 H	Hofstra	52 46	29 A	Elon	58 70							
224 A	UNCW	63 68	42 H	James Madison	49 67							
203 A	Col. of Charleston	86 75	129 H	William & Mary	54 68							
201 A	Towson	63 51	79 A	Drexel	51 74							
135 H	Delaware	50 41	29 H	Elon	65 76							
203 H	Col. of Charleston	61 44	224 H	UNCW	55 47							

Non-Div I Games:

Northeastern

■ Loss,
 ■ Non-Conf,
 ■ S Site,
 ■ H Home
 ■ A Away
 N Neutral

Northern Ariz.

Through Games Of March 7, 2017

Average RPI Win:	258	WON-LOST	WINNING	LAST 10	STRENGTH OF	OPP. STRENGTH	TEAM	ADJ.	CONF.	ADJ CONF.
Average RPI Loss:	179	RECORD	PCT. RANK	GAMES	SCHEDULE	OF SCHEDULE	RPI	RPI	RPI	RPI
DIV. I ONLY	8- 21	288	3- 7	221	284	295	295	20	20	
DIV. I NON-CONF.	3- 7	250	0- 0	235	339	289	289	18	18	
TOTALS	RPI 1-25	RPI 26-50	W-L RECORDS	RPI 51-100	RPI 101-150	RPI 150+				
8- 21	0- 0	0- 0	OVERALL	0- 2	2- 8	6- 11				
5- 8	0- 0	0- 0	HOME	0- 0	1- 4	4- 4				
3- 12	0- 0	0- 0	AWAY	0- 2	1- 4	2- 6				
0- 1	0- 0	0- 0	NEUTRAL	0- 0	0- 0	0- 1				
3- 7	0- 0	0- 0	NON-CONFERENCE	0- 1	0- 2	3- 4				
2- 2	0- 0	0- 0	HOME	0- 0	0- 1	2- 1				
1- 5	0- 0	0- 0	AWAY	0- 1	0- 1	1- 3				
0- 0	0- 0	0- 0	NEUTRAL	0- 0	0- 0	0- 0				
5- 14	0- 0	0- 0	CONFERENCE	0- 1	2- 6	3- 7				
3- 6	0- 0	0- 0	HOME	0- 0	1- 3	2- 3				
2- 7	0- 0	0- 0	AWAY	0- 1	1- 3	1- 3				
0- 1	0- 0	0- 0	NEUTRAL	0- 0	0- 0	0- 1				

RPI S	Opponent	Score	RPI S	Opponent	Score	RPI S	Opponent	Score	RPI S	Opponent	Score	Team's RPI: 295
						77	A Montana St.	69 86	115	A North Dakota	69 88	
						78	A Utah	65 78	115	H North Dakota	78 80	
									121	A Northern Colo.	64 75	
									121	H Northern Colo.	66 69	
									131	A Lamar University	60 75	
									138	A Eastern Wash.	64 79	
									138	H Eastern Wash.	56 47	
									140	H New Mexico St.	68 79	
									142	A Idaho	76 61	
									142	H Idaho	80 91	
									156	H CSUN	79 83	
									169	H Idaho St.	51 64	
									223	A Portland St.	55 56	
									223	H Portland St.	73 74	
									223 N	Portland St.	76 88	
									231	A UC Santa Barbara	51 60	
									238	H Weber St.	64 75	
									247	A Grand Canyon	65 76	
									271	A Cal Poly	53 58	
									284	A Sacramento St.	76 82	
									284	H Sacramento St.	91 88	
									288	A Southern Utah	77 68	
									288	H Southern Utah	77 65	
									300	A UTEP	65 51	
									308	H Denver	82 67	
									319	H Youngstown St.	70 49	
LAST 12 Division I GAMES:												
			223 N	Portland St.	76 88		325	A Montana	59 60			
			138	A Eastern Wash.	64 79		77	A Montana St.	69 86			
			142	A Idaho	76 61		238	H Weber St.	64 75			
			223	H Portland St.	73 74		169	H Idaho St.	51 64			
			284	H Sacramento St.	91 88		115	A North Dakota	69 88			
			288	H Southern Utah	77 65		121	A Northern Colo.	64 75			

Non-Div I Games: Antelope Valley 109 60

Northern Ariz.

■ Loss,
 ■ Non-Conf, S Site,
 ■ Home
 ■ Away
 N Neutral

RPI	S	Opponent	Score
325	A	Montana	59 60

Northern Ariz. .

N
o
r
t
h
e
r
n
A
r
i
z
.

N
o
r
t
h
e
r
n
A
r
i
z
.

Average RPI Win:	239	WON-LOST	WINNING	LAST 10	STRENGTH OF	OPP. STRENGTH	TEAM	ADJ.	CONF.	ADJ CONF.
Average RPI Loss:	115	RECORD	PCT. RANK	GAMES	SCHEDULE	OF SCHEDULE	RPI	RPI	RPI	RPI
DIV. I ONLY	21- 7	39	6- 4	287	222	121	121	20	20	
DIV. I NON-CONF.	7- 3	83	0- 0	273	158	124	124	18	18	
TOTALS	RPI 1-25	RPI 26-50	W-L RECORDS	RPI 51-100	RPI 101-150	RPI 150+				
21- 7	0- 0	0- 1	OVERALL	1- 0	2- 5	18- 1				
10- 3	0- 0	0- 0	HOME	1- 0	1- 2	8- 1				
10- 4	0- 0	0- 1	AWAY	0- 0	1- 3	9- 0				
1- 0	0- 0	0- 0	NEUTRAL	0- 0	0- 0	1- 0				
7- 3	0- 0	0- 1	NON-CONFERENCE	0- 0	1- 2	6- 0				
3- 1	0- 0	0- 0	HOME	0- 0	1- 1	2- 0				
3- 2	0- 0	0- 1	AWAY	0- 0	0- 1	3- 0				
1- 0	0- 0	0- 0	NEUTRAL	0- 0	0- 0	1- 0				
14- 4	0- 0	0- 0	CONFERENCE	1- 0	1- 3	12- 1				
7- 2	0- 0	0- 0	HOME	1- 0	0- 1	6- 1				
7- 2	0- 0	0- 0	AWAY	0- 0	1- 2	6- 0				
0- 0	0- 0	0- 0	NEUTRAL	0- 0	0- 0	0- 0				

RPI S	Opponent	Score	RPI S	Opponent	Score	RPI S	Opponent	Score	RPI S	Opponent	Score	Team's RPI: 121
48	A Colorado St.	47 58	77	H Montana St.	66 58	103	H FGCU	77 74	108	H Colorado	62 83	
						109	A St. Mary's (CA)	65 75	115	A North Dakota	68 75	
						115	H North Dakota	51 57	138	A Eastern Wash.	61 67	
						142	A Idaho	71 67	169	A Idaho St.	77 62	
						169	H Idaho St.	58 68	178	A UTSA	73 66	
						222	H San Diego	54 51	223	A Portland St.	57 50	
						223	H Portland St.	91 62	238	A Weber St.	88 79	
						238	H Weber St.	86 62	244	A Pacific	60 56	
						280	N Eastern Mich.	58 57	284	A Sacramento St.	102 74	
						284	H Sacramento St.	95 88	288	A Southern Utah	83 53	
						288	H Southern Utah	74 55	295	A Northern Ariz.	69 66	
						295	H Northern Ariz.	75 64	308	H Denver	68 48	
						322	A Air Force	71 44	325	H Montana	65 46	
LAST 12 Division I GAMES:												
284	A Sacramento St.	102 74	142	A Idaho	71 67							
223	A Portland St.	57 50	115	H North Dakota	51 57							
115	A North Dakota	68 75	288	H Southern Utah	74 55							
169	H Idaho St.	58 68	295	H Northern Ariz.	75 64							
238	H Weber St.	86 62	238	A Weber St.	88 79							
138	A Eastern Wash.	61 67	169	A Idaho St.	77 62							

Non-Div I Games: Colo. Christian 90 47

Northern Colo.

■ Loss,
 ■ Non-Conf, S Site,
 ■ Home
 ■ Away
 N Neutral

Northern Ill.

Through Games Of March 7, 2017

Average RPI Win:	204	WON-LOST	WINNING	LAST 10	STRENGTH OF	OPP. STRENGTH	TEAM	ADJ.	CONF.	ADJ CONF.
Average RPI Loss:	89	RECORD	PCT. RANK	GAMES	SCHEDULE	OF SCHEDULE	RPI	RPI	RPI	RPI
DIV. I ONLY	19- 10	92	5- 5	125	138	90	90	10	10	
DIV. I NON-CONF.	7- 4	114	0- 0	241	220	125	125	11	11	
TOTALS	RPI 1-25	RPI 26-50	W-L RECORDS	RPI 51-100	RPI 101-150	RPI 150+				
19- 10	0- 0	0- 3	OVERALL	4- 4	3- 1	12- 2				
9- 4	0- 0	0- 1	HOME	2- 1	1- 1	6- 1				
10- 5	0- 0	0- 1	AWAY	2- 1	2- 0	6- 1				
0- 1	0- 0	0- 0	NEUTRAL	0- 1	0- 0	0- 0				
7- 4	0- 0	0- 1	NON-CONFERENCE	0- 3	1- 0	6- 0				
4- 0	0- 0	0- 0	HOME	0- 0	1- 0	3- 0				
3- 3	0- 0	0- 1	AWAY	0- 2	0- 0	3- 0				
0- 1	0- 0	0- 0	NEUTRAL	0- 1	0- 0	0- 0				
12- 6	0- 0	0- 2	CONFERENCE	4- 1	2- 1	6- 2				
5- 4	0- 0	0- 1	HOME	2- 1	0- 1	3- 1				
7- 2	0- 0	0- 1	AWAY	2- 0	2- 0	3- 1				
0- 0	0- 0	0- 0	NEUTRAL	0- 0	0- 0	0- 0				

RPI 1-25			RPI 26-50			RPI 51-100			Team's RPI: 90			RPI 101+			
RPI	S	Opponent	Score	RPI	S	Opponent	Score	RPI	S	Opponent	Score	RPI	S	Opponent	Score
				28	A	Drake	86 95	57	A	Iowa St.	89 97	101	A	Buffalo	89 80
				39	A	Central Mich.	86 109	60	A	Western Ill.	79 83	117	A	Ball St.	101 96
				39	H	Central Mich.	94 109	63	A	Toledo	77 73	117	H	Ball St.	84 92
								63	H	Toledo	75 79	146	H	Milwaukee	114 104
								65	H	Ohio	88 80	171	A	Western Mich.	77 90
								76	N	South Dakota	83 97	171	H	Western Mich.	67 62
								92	A	Kent St.	98 97	206	H	SIUE	97 78
								92	H	Kent St.	93 72	232	A	Bradley	81 51
												236	H	Akron	55 84
												245	A	Miami (OH)	63 61
												245	H	Miami (OH)	89 76
												254	A	Bowling Green	89 76
												280	A	Eastern Mich.	81 71
												280	H	Eastern Mich.	85 73
												311	A	UMKC	86 75
												314	H	Illinois St.	108 66
												323	A	Loyola Chicago	90 70
												345	H	Chicago St.	94 85
LAST 12 Division I GAMES:															
				171	A	Western Mich.	77 90	101	A	Buffalo	89 80				
				63	H	Toledo	75 79	39	H	Central Mich.	94 109				
				280	A	Eastern Mich.	81 71	171	H	Western Mich.	67 62				
				39	A	Central Mich.	86 109	117	A	Ball St.	101 96				
				117	H	Ball St.	84 92	92	H	Kent St.	93 72				
				245	A	Miami (OH)	63 61	245	H	Miami (OH)	89 76				

Non-Div I Games:

Northern Ill.

■ Loss,
 ■ Non-Conf,
 ■ S Site,
 ■ H Home
 ■ A Away
 N Neutral

Average RPI Win: 255		WON-LOST	WINNING	LAST 10	STRENGTH OF	OPP. STRENGTH	TEAM	ADJ.	CONF.	ADJ CONF.
Average RPI Loss: 174		RECORD	PCT. RANK	GAMES	SCHEDULE	OF SCHEDULE	RPI	RPI	RPI	RPI
DIV. I ONLY		8- 22	296	2- 8	206	258	297	297	18	18
DIV. I NON-CONF.		3- 8	262	0- 0	165	320	271	271	21	21
TOTALS		RPI 1-25	RPI 26-50	W-L RECORDS	RPI 51-100	RPI 101-150	RPI 150+			
8- 22	0- 0		0- 3	OVERALL	0- 2	2- 7	6- 10			
4- 9	0- 0		0- 1	HOME	0- 1	1- 3	3- 4			
2- 11	0- 0		0- 1	AWAY	0- 1	0- 3	2- 4			
2- 2	0- 0		0- 0	NEUTRAL	0- 0	1- 0	1- 2			
3- 8	0- 0		0- 1	NON-CONFERENCE	0- 2	1- 0	2- 5			
1- 3	0- 0		0- 0	HOME	0- 1	0- 0	1- 2			
0- 4	0- 0		0- 1	AWAY	0- 1	0- 0	0- 2			
2- 1	0- 0		0- 0	NEUTRAL	0- 0	1- 0	1- 1			
5- 14	0- 0		0- 2	CONFERENCE	0- 0	1- 7	4- 5			
3- 6	0- 0		0- 1	HOME	0- 0	1- 3	2- 2			
2- 7	0- 0		0- 1	AWAY	0- 0	0- 4	2- 2			
0- 1	0- 0		0- 0	NEUTRAL	0- 0	0- 0	0- 1			

RPI 1-25					
RPI	S	Opponent	Score		
26	A	Green Bay	39	70	
26	H	Green Bay	37	74	
50	A	Indiana	49	100	

RPI 26-50					
RPI	S	Opponent	Score		
26	A	Green Bay	39	70	
26	H	Green Bay	37	74	
50	A	Indiana	49	100	

RPI 51-100					
RPI	S	Opponent	Score		
65	A	Ohio	41	58	
98	H	Stetson	45	54	

Team's RPI: 297					
RPI	S	Opponent	Score		
118	N	Southern Miss.	58	53	
139	A	Detroit Mercy	49	57	
139	H	Detroit Mercy	53	55	
141	A	Wright St.	47	67	
141	H	Wright St.	63	70	
146	A	Milwaukee	44	72	
146	H	Milwaukee	72	51	
150	A	Oakland	66	86	
150	H	Oakland	47	61	
184	A	Cleveland St.	58	77	
184	H	Cleveland St.	54	58	
202	H	ETSU	62	56	
223	N	Portland St.	54	77	
235	A	Indiana St.	38	58	
245	H	Miami (OH)	50	60	
264	H	Murray St.	69	72	
281	A	Tennessee Tech	40	55	
292	A	Valparaiso	70	55	
292	H	Valparaiso	32	41	
318	N	Arkansas St.	83	78	
319	A	Youngstown St.	73	77	
319	H	Youngstown St.	87	81	
321	A	Ill.-Chicago	58	37	
321	H	Ill.-Chicago	66	49	
321	N	Ill.-Chicago	60	72	

LAST 12 Division I GAMES:					
321	N	Ill.-Chicago	60	72	
26	H	Green Bay	37	74	
146	H	Milwaukee	72	51	
150	A	Oakland	66	86	
184	A	Cleveland St.	58	77	
319	A	Youngstown St.	73	77	
292	H	Valparaiso	32	41	
321	H	Ill.-Chicago	66	49	
141	A	Wright St.	47	67	
139	H	Detroit Mercy	53	55	
150	H	Oakland	47	61	
321	A	Ill.-Chicago	58	37	

Non-Div I Games: Ind.-East

66 46

Northern Ky.

Loss, Non-Conf, S Site, H Home A Away N Neutral

Northwestern

Through Games Of March 7, 2017

Average RPI Win:	166	WON-LOST	WINNING	LAST 10	STRENGTH OF	OPP. STRENGTH	TEAM	ADJ.	CONF.	ADJ CONF.
Average RPI Loss:	47	RECORD	PCT. RANK	GAMES	SCHEDULE	OF SCHEDULE	RPI	RPI	RPI	RPI
DIV. I ONLY	20- 11	98	4- 6	85	70	69	69	6	6	
DIV. I NON-CONF.	11- 2	23	0- 0	172	169	47	47	6	6	
TOTALS	RPI 1-25	RPI 26-50	W-L RECORDS	RPI 51-100	RPI 101-150	RPI 150+				
20- 11	0- 4	2- 2	OVERALL	4- 5	1- 0	13- 0				
15- 2	0- 1	2- 0	HOME	3- 1	0- 0	10- 0				
4- 8	0- 2	0- 2	AWAY	0- 4	1- 0	3- 0				
1- 1	0- 1	0- 0	NEUTRAL	1- 0	0- 0	0- 0				
11- 2	0- 1	0- 0	NON-CONFERENCE	2- 1	1- 0	8- 0				
9- 0	0- 0	0- 0	HOME	2- 0	0- 0	7- 0				
2- 2	0- 1	0- 0	AWAY	0- 1	1- 0	1- 0				
0- 0	0- 0	0- 0	NEUTRAL	0- 0	0- 0	0- 0				
9- 9	0- 3	2- 2	CONFERENCE	2- 4	0- 0	5- 0				
6- 2	0- 1	2- 0	HOME	1- 1	0- 0	3- 0				
2- 6	0- 1	0- 2	AWAY	0- 3	0- 0	2- 0				
1- 1	0- 1	0- 0	NEUTRAL	1- 0	0- 0	0- 0				

RPI 1-25				RPI 26-50				RPI 51-100				Team's RPI: 69	RPI 101+			
RPI	S	Opponent	Score	RPI	S	Opponent	Score	RPI	S	Opponent	Score		RPI	S	Opponent	Score
16	A	Maryland	65 96	43	H	Michigan St.	76 65	51	H	Virginia	69 60		146	A	Milwaukee	65 63
17	A	DePaul	66 89	47	A	Michigan	54 80	54	A	Purdue	59 61		153	H	Missouri St.	75 52
25	H	Ohio St.	87 94	50	A	Indiana	38 66	54	H	Purdue	76 60		158	H	Oral Roberts	64 55
25	N	Ohio St.	68 99	50	H	Indiana	80 67	61	A	Iowa	59 78		160	A	Santa Clara	87 75
								61	N	Iowa	78 73		166	H	Hampton	67 48
								64	A	Gonzaga	56 67		197	A	Nebraska	62 58
								71	A	Minnesota	61 71		207	H	Illinois	66 53
								82	H	Florida	73 68		212	H	Wisconsin	63 43
								84	H	Penn St.	58 74		218	H	UT Martin	82 59
													228	A	Rutgers	55 37
													228	H	Rutgers	60 38
													241	H	Evansville	88 66
													321	H	Ill.-Chicago	88 44
													345	H	Chicago St.	75 42
LAST 12 Division I GAMES:																
				25	N	Ohio St.	68 99					61	A	Iowa	59 78	
				61	N	Iowa	78 73					50	A	Indiana	38 66	
				71	A	Minnesota	61 71					84	H	Penn St.	58 74	
				54	A	Purdue	59 61					212	H	Wisconsin	63 43	
				228	H	Rutgers	60 38					228	A	Rutgers	55 37	
				207	H	Illinois	66 53					47	A	Michigan	54 80	

Non-Div I Games:

Northwestern

■ Loss,
 ■ Non-Conf, S Site,
 ■ Home
 ■ Away
 N Neutral

Average RPI Win:	290	WON-LOST	WINNING	LAST 10	STRENGTH OF	OPP. STRENGTH	TEAM	ADJ.	CONF.	ADJ CONF.
Average RPI Loss:	177	RECORD	PCT. RANK	GAMES	SCHEDULE	OF SCHEDULE	RPI	RPI	RPI	RPI
DIV. I ONLY	9- 16	250	4- 6	286	287	293	293	27	27	
DIV. I NON-CONF.	2- 5	259	0- 0	239	135	297	297	27	27	
TOTALS	RPI 1-25	RPI 26-50	W-L RECORDS	RPI 51-100	RPI 101-150	RPI 150+				
9- 16	0- 2	0- 0	OVERALL	1- 3	0- 3	8- 8				
8- 4	0- 0	0- 0	HOME	1- 1	0- 1	7- 2				
1- 12	0- 2	0- 0	AWAY	0- 2	0- 2	1- 6				
0- 0	0- 0	0- 0	NEUTRAL	0- 0	0- 0	0- 0				
2- 5	0- 2	0- 0	NON-CONFERENCE	0- 0	0- 0	2- 3				
2- 1	0- 0	0- 0	HOME	0- 0	0- 0	2- 1				
0- 4	0- 2	0- 0	AWAY	0- 0	0- 0	0- 2				
0- 0	0- 0	0- 0	NEUTRAL	0- 0	0- 0	0- 0				
7- 11	0- 0	0- 0	CONFERENCE	1- 3	0- 3	6- 5				
6- 3	0- 0	0- 0	HOME	1- 1	0- 1	5- 1				
1- 8	0- 0	0- 0	AWAY	0- 2	0- 2	1- 4				
0- 0	0- 0	0- 0	NEUTRAL	0- 0	0- 0	0- 0				

RPI 1-25				RPI 26-50				RPI 51-100				RPI 101+ Team's RPI: 293			
RPI	S	Opponent	Score	RPI	S	Opponent	Score	RPI	S	Opponent	Score	RPI	S	Opponent	Score
5	A	Mississippi St.	30 106					97	A	Central Ark.	43 76	107	A	Abilene Christian	57 79
13	A	Texas	39 86					97	H	Central Ark.	51 62	107	H	Abilene Christian	74 75
								99	A	SFA	67 80	131	A	Lamar University	60 73
								99	H	SFA	76 72	165	A	Memphis	38 54
												172	A	Arkansas	36 65
												219	H	New Orleans	95 93
												283	A	A&M-Corpus Christi	51 60
												286	A	McNeese	52 68
												286	H	McNeese	63 68
												287	H	Nicholls St.	75 58
												310	H	Mississippi Val.	64 68
												328	A	Southeastern La.	58 69
												328	H	Southeastern La.	89 71
												331	H	La.-Monroe	67 65
												332	A	Incarinate Word	76 74
												333	H	Jackson St.	83 65
												338	H	Houston Baptist	75 54
												340	A	Sam Houston St.	73 92
												340	H	Sam Houston St.	78 51
LAST 12 Division I GAMES:															
				97	H	Central Ark.	51 62					107	A	Abilene Christian	57 79
				99	A	SFA	67 80					338	H	Houston Baptist	75 54
				219	H	New Orleans	95 93					99	H	SFA	76 72
				340	A	Sam Houston St.	73 92					131	A	Lamar University	60 73
				107	H	Abilene Christian	74 75					328	A	Southeastern La.	58 69
				328	H	Southeastern La.	89 71					286	A	McNeese	52 68

Non-Div I Games: LeTourneau 80 68 Louisiana Col. 113 65 LSU-Alexandria 97 76 Central Baptist 93 42 Northwestern St.

Notre Dame

Through Games Of March 7, 2017

Average RPI Win:	77	WON-LOST	WINNING	LAST 10	STRENGTH OF	OPP. STRENGTH	TEAM	ADJ.	CONF.	ADJ CONF.
Average RPI Loss:	20	RECORD	PCT. RANK	GAMES	SCHEDULE	OF SCHEDULE	RPI	RPI	RPI	RPI
DIV. I ONLY	30- 3	3	10- 0	1	6	2	2	3	3	
DIV. I NON-CONF.	12- 2	21	0- 0	2	4	2	2	4	4	
TOTALS	RPI 1-25	RPI 26-50	W-L RECORDS	RPI 51-100	RPI 101-150	RPI 150+				
30- 3	8- 2	4- 1	OVERALL	8- 0	4- 0	6- 0				
14- 1	4- 1	2- 0	HOME	3- 0	1- 0	4- 0				
12- 2	2- 1	2- 1	AWAY	4- 0	3- 0	1- 0				
4- 0	2- 0	0- 0	NEUTRAL	1- 0	0- 0	1- 0				
12- 2	2- 2	3- 0	NON-CONFERENCE	3- 0	1- 0	3- 0				
6- 1	1- 1	2- 0	HOME	0- 0	1- 0	2- 0				
5- 1	1- 1	1- 0	AWAY	3- 0	0- 0	0- 0				
1- 0	0- 0	0- 0	NEUTRAL	0- 0	0- 0	1- 0				
18- 1	6- 0	1- 1	CONFERENCE	5- 0	3- 0	3- 0				
8- 0	3- 0	0- 0	HOME	3- 0	0- 0	2- 0				
7- 1	1- 0	1- 1	AWAY	1- 0	3- 0	1- 0				
3- 0	2- 0	0- 0	NEUTRAL	1- 0	0- 0	0- 0				

RPI	S	Opponent	Score	RPI	S	Opponent	Score	RPI	S	Opponent	Score	RPI	S	Opponent	Score
1	H	UConn	61 72	26	H	Green Bay	71 67	51	H	Virginia	82 74	105	A	Virginia Tech	76 59
8	H	Duke	62 58	31	A	Syracuse	85 80	51	N	Virginia	76 59	112	A	Clemson	84 80
8	N	Duke	84 61	38	A	North Carolina St.	62 70	58	A	Georgia Tech	55 38	120	A	North Carolina	77 55
9	H	Washington	71 60	39	H	Central Mich.	107 47	58	H	Georgia Tech	90 69	122	H	Fordham	67 36
11	H	Louisville	85 66	43	A	Michigan St.	79 61	61	A	Iowa	73 58	155	N	Louisiana	91 51
11	N	Louisville	84 73					63	A	Toledo	85 68	159	H	Pittsburgh	86 54
12	H	Florida St.	79 61					66	A	Chattanooga	79 58	164	H	TCU	92 59
15	A	Miami (FL)	67 55					86	H	Wake Forest	92 72	176	A	Boston College	80 69
17	A	DePaul	75 61									176	H	Boston College	82 45
20	A	Tennessee	69 71									292	H	Valparaiso	114 54
LAST 12 Division I GAMES:															
		8 N Duke	84 61			112 A Clemson	84 80								
		11 N Louisville	84 73			58 H Georgia Tech	90 69								
		51 N Virginia	76 59			11 H Louisville	85 66								
		12 H Florida St.	79 61			105 A Virginia Tech	76 59								
		176 H Boston College	82 45			51 H Virginia	82 74								
		31 A Syracuse	85 80			8 H Duke	62 58								

Non-Div I Games:

Notre Dame

Loss, Non-Conf, S Site, H Home A Away N Neutral

Oakland

Through Games Of March 7, 2017

Average RPI Win:	262	WON-LOST	WINNING	LAST 10	STRENGTH OF	OPP. STRENGTH	TEAM	ADJ.	CONF.	ADJ CONF.
Average RPI Loss:	101	RECORD	PCT. RANK	GAMES	SCHEDULE	OF SCHEDULE	RPI	RPI	RPI	RPI
DIV. I ONLY	16- 12	123	7- 3	217	202	150	150	18	18	
DIV. I NON-CONF.	4- 5	198	0- 0	251	100	192	192	21	21	
TOTALS	RPI 1-25	RPI 26-50	W-L RECORDS	RPI 51-100	RPI 101-150	RPI 150+				
16- 12	0- 0	1- 5	OVERALL	0- 0	2- 6	13- 1				
8- 4	0- 0	1- 0	HOME	0- 0	1- 3	6- 1				
8- 7	0- 0	0- 5	AWAY	0- 0	1- 2	7- 0				
0- 1	0- 0	0- 0	NEUTRAL	0- 0	0- 1	0- 0				
4- 5	0- 0	0- 4	NON-CONFERENCE	0- 0	0- 1	4- 0				
2- 1	0- 0	0- 0	HOME	0- 0	0- 1	2- 0				
2- 4	0- 0	0- 4	AWAY	0- 0	0- 0	2- 0				
0- 0	0- 0	0- 0	NEUTRAL	0- 0	0- 0	0- 0				
12- 7	0- 0	1- 1	CONFERENCE	0- 0	2- 5	9- 1				
6- 3	0- 0	1- 0	HOME	0- 0	1- 2	4- 1				
6- 3	0- 0	0- 1	AWAY	0- 0	1- 2	5- 0				
0- 1	0- 0	0- 0	NEUTRAL	0- 0	0- 1	0- 0				

RPI 1-25			RPI 26-50			RPI 51-100			RPI 101+			Team's RPI: 150	
RPI	S	Opponent	Score	RPI	S	Opponent	Score	RPI	S	Opponent	Score		
				26	A	Green Bay	47 89				117	H Ball St.	59 66
				26	H	Green Bay	74 71				139	A Detroit Mercy	61 71
				39	A	Central Mich.	67 70				139	H Detroit Mercy	71 80
				43	A	Michigan St.	74 81				141	A Wright St.	66 84
				47	A	Michigan	63 101				141	H Wright St.	61 73
				50	A	Indiana	59 84				146	A Milwaukee	75 73
											146	H Milwaukee	77 63
											146	N Milwaukee	60 82
											184	A Cleveland St.	93 79
											184	H Cleveland St.	62 74
											274	H Vermont	79 55
											292	A Valparaiso	98 60
											292	H Valparaiso	104 63
											297	A Northern Ky.	61 47
											297	H Northern Ky.	86 66
											303	H North Dakota St.	95 66
											316	A Fort Wayne	82 61
											319	A Youngstown St.	80 58
											319	H Youngstown St.	80 54
											321	A Ill.-Chicago	78 50
											321	H Ill.-Chicago	81 58
											345	A Chicago St.	80 60
LAST 12 Division I GAMES:													
				146	N	Milwaukee	60 82	139	A	Detroit Mercy	61 71		
				184	A	Cleveland St.	93 79	146	H	Milwaukee	77 63		
				319	A	Youngstown St.	80 58	26	H	Green Bay	74 71		
				297	H	Northern Ky.	86 66	141	A	Wright St.	66 84		
				321	A	Ill.-Chicago	78 50	297	A	Northern Ky.	61 47		
				292	A	Valparaiso	98 60	319	H	Youngstown St.	80 54		

Non-Div I Games: Concordia (MI) 99 32 Marygrove 126 31

Oakland

Loss, Non-Conf, S Site, H Home A Away N Neutral

Average RPI Win:	192	WON-LOST	WINNING	LAST 10	STRENGTH OF	OPP. STRENGTH	TEAM	ADJ.	CONF.	ADJ CONF.
Average RPI Loss:	99	RECORD	PCT. RANK	GAMES	SCHEDULE	OF SCHEDULE	RPI	RPI	RPI	RPI
DIV. I ONLY	22- 8	52	6- 4	135	123	65	65	10	10	
DIV. I NON-CONF.	9- 2	37	0- 0	171	217	51	51	11	11	
TOTALS	RPI 1-25	RPI 26-50	W-L RECORDS	RPI 51-100	RPI 101-150	RPI 150+				
22- 8	0- 0	0- 3	OVERALL	4- 3	3- 1	15- 1				
14- 2	0- 0	0- 1	HOME	1- 1	2- 0	11- 0				
8- 6	0- 0	0- 2	AWAY	3- 2	1- 1	4- 1				
0- 0	0- 0	0- 0	NEUTRAL	0- 0	0- 0	0- 0				
9- 2	0- 0	0- 1	NON-CONFERENCE	2- 0	1- 0	6- 1				
6- 0	0- 0	0- 0	HOME	0- 0	1- 0	5- 0				
3- 2	0- 0	0- 1	AWAY	2- 0	0- 0	1- 1				
0- 0	0- 0	0- 0	NEUTRAL	0- 0	0- 0	0- 0				
13- 6	0- 0	0- 2	CONFERENCE	2- 3	2- 1	9- 0				
8- 2	0- 0	0- 1	HOME	1- 1	1- 0	6- 0				
5- 4	0- 0	0- 1	AWAY	1- 2	1- 1	3- 0				
0- 0	0- 0	0- 0	NEUTRAL	0- 0	0- 0	0- 0				

RPI S	Opponent	Score	RPI S	Opponent	Score	RPI S	Opponent	Score	RPI S	Opponent	Score
39	A Central Mich.	59 64	39	H Central Mich.	64 70	59	A IUPUI	71 65	101	A Buffalo	54 65
47	A Michigan	46 69				63	A Toledo	64 55	101	H Buffalo	83 55
						63	H Toledo	61 55	117	A Ball St.	72 68
						81	A Middle Tenn.	73 52	125	H Duquesne	64 46
						90	A Northern Ill.	80 88	171	H Western Mich.	80 67
						92	A Kent St.	77 83	207	H Illinois	80 68
						92	H Kent St.	65 68	211	H Binghamton	63 55
									218	H UT Martin	72 55
									220	A High Point	76 48
									236	A Akron	85 69
									236	H Akron	62 48
									245	A Miami (OH)	79 62
									245	H Miami (OH)	77 63
									254	A Bowling Green	69 58
									254	H Bowling Green	79 68
									264	H Murray St.	79 70
									280	H Eastern Mich.	63 49
									280	H Eastern Mich.	68 51
									290	A N.C. A&T	57 63
									297	H Northern Ky.	58 41
LAST 12 Division I GAMES:											
280	H Eastern Mich.	63 49	39	H Central Mich.	64 70						
236	H Akron	62 48	117	A Ball St.	72 68						
254	H Bowling Green	79 68	63	H Toledo	61 55						
245	H Miami (OH)	77 63	39	A Central Mich.	59 64						
101	A Buffalo	54 65	245	A Miami (OH)	79 62						
92	A Kent St.	77 83	171	H Western Mich.	80 67						

Non-Div I Games:

Ohio

Average RPI Win: 147		WON-LOST	WINNING	LAST 10	STRENGTH OF	OPP. STRENGTH	TEAM	ADJ.	CONF.	ADJ CONF.
Average RPI Loss: 21		RECORD	PCT. RANK	GAMES	SCHEDULE	OF SCHEDULE	RPI	RPI	RPI	RPI
DIV. I ONLY		26- 6	19	9- 1	64	53	25	25	6	6
DIV. I NON-CONF.		10- 4	80	0- 0	49	57	63	63	6	6
TOTALS		RPI 1-25	RPI 26-50	W-L RECORDS	RPI 51-100	RPI 101-150	RPI 150+			
26- 6	1- 4		3- 1	OVERALL	7- 1	2- 0	13- 0			
16- 2	1- 2		1- 0	HOME	3- 0	1- 0	10- 0			
7- 2	0- 1		1- 1	AWAY	3- 0	0- 0	3- 0			
3- 2	0- 1		1- 0	NEUTRAL	1- 1	1- 0	0- 0			
10- 4	0- 4		1- 0	NON-CONFERENCE	0- 0	2- 0	7- 0			
8- 2	0- 2		0- 0	HOME	0- 0	1- 0	7- 0			
0- 1	0- 1		0- 0	AWAY	0- 0	0- 0	0- 0			
2- 1	0- 1		1- 0	NEUTRAL	0- 0	1- 0	0- 0			
16- 2	1- 0		2- 1	CONFERENCE	7- 1	0- 0	6- 0			
8- 0	1- 0		1- 0	HOME	3- 0	0- 0	3- 0			
7- 1	0- 0		1- 1	AWAY	3- 0	0- 0	3- 0			
1- 1	0- 0		0- 0	NEUTRAL	1- 1	0- 0	0- 0			

RPI 1-25				Team's RPI: 25		RPI 26-50				RPI 51-100				RPI 101+					
RPI	S	Opponent	Score		RPI	S	Opponent	Score		RPI	S	Opponent	Score		RPI	S	Opponent	Score	
1	A	UConn	63	82	31	N	Syracuse	77	72	54	A	Purdue	61	56	103	N	FGCU	79	66
3	H	South Carolina	80	92	43	A	Michigan St.	75	94	54	N	Purdue	60	71	125	H	Duquesne	89	69
7	N	Baylor	68	85	47	H	Michigan	96	87	61	H	Iowa	88	81	181	H	Cincinnati	80	38
15	H	Miami (FL)	89	94	50	A	Indiana	92	82	69	A	Northwestern	94	87	184	H	Cleveland St.	96	78
16	H	Maryland	98	87						69	N	Northwestern	99	68	197	A	Nebraska	87	69
										71	A	Minnesota	88	76	197	H	Nebraska	95	75
										71	H	Minnesota	87	62	207	H	Illinois	88	64
										84	H	Penn St.	87	72	208	H	Alabama St.	118	61
															212	A	Wisconsin	96	68
															212	H	Wisconsin	70	61
															221	H	Southern U.	108	73
															228	A	Rutgers	73	45
															253	H	Canisius	89	56
															335	H	LIU Brooklyn	113	54
															342	H	Winthrop	88	48
LAST 12 Division I GAMES:																			
					54	N	Purdue	60	71	212	A	Wisconsin	96	68					
					69	N	Northwestern	99	68	84	H	Penn St.	87	72					
					228	A	Rutgers	73	45	197	H	Nebraska	95	75					
					16	H	Maryland	98	87	71	A	Minnesota	88	76					
					197	A	Nebraska	87	69	207	H	Illinois	88	64					
					61	H	Iowa	88	81	212	H	Wisconsin	70	61					

Non-Div I Games:

Ohio St.

Loss, Non-Conf, S Site, H Home A Away N Neutral

Average RPI Win: 111		WON-LOST	WINNING	LAST 10	STRENGTH OF	OPP. STRENGTH	TEAM	ADJ.	CONF.	ADJ CONF.
Average RPI Loss: 39		RECORD	PCT. RANK	GAMES	SCHEDULE	OF SCHEDULE	RPI	RPI	RPI	RPI
DIV. I ONLY		22- 9	64	6- 4	22	29	19	19	4	4
DIV. I NON-CONF.		9- 3	63	0- 0	41	90	42	42	3	3
TOTALS		RPI 1-25	RPI 26-50		W-L RECORDS		RPI 51-100	RPI 101-150	RPI 150+	
22- 9	2- 5	4- 2		OVERALL		5- 1	3- 0	8- 1		
14- 2	2- 1	4- 0		HOME		2- 0	2- 0	4- 1		
6- 5	0- 4	0- 1		AWAY		3- 0	1- 0	2- 0		
2- 2	0- 0	0- 1		NEUTRAL		0- 1	0- 0	2- 0		
9- 3	0- 1	3- 0		NON-CONFERENCE		1- 1	1- 0	4- 1		
6- 1	0- 0	3- 0		HOME		0- 0	1- 0	2- 1		
1- 1	0- 1	0- 0		AWAY		1- 0	0- 0	0- 0		
2- 1	0- 0	0- 0		NEUTRAL		0- 1	0- 0	2- 0		
13- 6	2- 4	1- 2		CONFERENCE		4- 0	2- 0	4- 0		
8- 1	2- 1	1- 0		HOME		2- 0	1- 0	2- 0		
5- 4	0- 3	0- 1		AWAY		2- 0	1- 0	2- 0		
0- 1	0- 0	0- 1		NEUTRAL		0- 0	0- 0	0- 0		

RPI S	Opponent	Score	RPI S	Opponent	Score	RPI S	Opponent	Score	RPI S	Opponent	Score
7	A Baylor	58 92	37	H South Dakota St.	74 60	53	N California	74 82	104	A Texas Tech	64 56
7	H Baylor	64 103	41	A West Virginia	73 83	57	A Iowa St.	67 57	104	H Texas Tech	66 45
13	A Texas	68 86	41	H West Virginia	90 87	57	H Iowa St.	78 63	143	H Tulsa	85 68
13	H Texas	74 73	41	N West Virginia	58 82	80	A Oklahoma St.	66 60	158	H Oral Roberts	67 74
14	A Kentucky	68 82	45	H Little Rock	68 58	80	H Oklahoma St.	68 62	164	A TCU	73 64
21	A Kansas St.	71 79	48	H Colorado St.	70 55	87	A BYU	68 61	164	H TCU	87 72
21	H Kansas St.	85 80							168	H Southern Ill.	80 48
									186	A Kansas	84 54
									186	H Kansas	89 52
									205	N Xavier	81 69
									223	N Portland St.	74 60
									225	H UTRGV	92 59
LAST 12 Division I GAMES:											
41	N West Virginia	58 82	41	H West Virginia	90 87						
7	H Baylor	64 103	80	A Oklahoma St.	66 60						
164	A TCU	73 64	186	H Kansas	89 52						
21	A Kansas St.	71 79	7	A Baylor	58 92						
13	H Texas	74 73	57	H Iowa St.	78 63						
104	A Texas Tech	64 56	80	H Oklahoma St.	68 62						

Non-Div I Games:

Oklahoma

■ Loss,
■ Non-Conf, S Site,
■ Home
■ Away
N Neutral

Average RPI Win:	152	WON-LOST	WINNING	LAST 10	STRENGTH OF	OPP. STRENGTH	TEAM	ADJ.	CONF.	ADJ CONF.
Average RPI Loss:	38	RECORD	PCT. RANK	GAMES	SCHEDULE	OF SCHEDULE	RPI	RPI	RPI	RPI
DIV. I ONLY	17- 14	144	4- 6	50	19	80	80	4	4	
DIV. I NON-CONF.	10- 1	15	0- 0	94	125	22	22	3	3	
TOTALS	RPI 1-25	RPI 26-50	W-L RECORDS	RPI 51-100	RPI 101-150	RPI 150+				
17- 14	0- 10	2- 1	OVERALL	2- 1	3- 1	10- 1				
12- 4	0- 4	2- 0	HOME	2- 0	1- 0	7- 0				
2- 8	0- 4	0- 1	AWAY	0- 1	1- 1	1- 1				
3- 2	0- 2	0- 0	NEUTRAL	0- 0	1- 0	2- 0				
10- 1	0- 1	1- 0	NON-CONFERENCE	1- 0	2- 0	6- 0				
7- 0	0- 0	1- 0	HOME	1- 0	0- 0	5- 0				
1- 0	0- 0	0- 0	AWAY	0- 0	1- 0	0- 0				
2- 1	0- 1	0- 0	NEUTRAL	0- 0	1- 0	1- 0				
7- 13	0- 9	1- 1	CONFERENCE	1- 1	1- 1	4- 1				
5- 4	0- 4	1- 0	HOME	1- 0	1- 0	2- 0				
1- 8	0- 4	0- 1	AWAY	0- 1	0- 1	1- 1				
1- 1	0- 1	0- 0	NEUTRAL	0- 0	0- 0	1- 0				

RPI 1-25				RPI 26-50				RPI 51-100 Team's RPI: 80				RPI 101+			
RPI	S	Opponent	Score	RPI	S	Opponent	Score	RPI	S	Opponent	Score	RPI	S	Opponent	Score
4	N	Oregon St.	54 73	41	A	West Virginia	53 79	57	A	Iowa St.	48 61	102	A	Washington St.	79 72
7	A	Baylor	67 89	41	H	West Virginia	67 63	57	H	Iowa St.	71 59	104	A	Texas Tech	65 70
7	H	Baylor	50 86	49	H	UNI	81 57	85	H	Georgia	71 51	104	H	Texas Tech	75 62
13	A	Texas	35 66									124	N	Long Beach St.	63 57
13	H	Texas	71 85									160	N	Santa Clara	67 53
13	N	Texas	60 71									161	H	Rice	65 51
19	A	Oklahoma	62 68									164	A	TCU	82 67
19	H	Oklahoma	60 66									164	H	TCU	88 70
21	A	Kansas St.	69 74									186	A	Kansas	49 67
21	H	Kansas St.	43 63									186	H	Kansas	74 70
												186	N	Kansas	79 75
												204	H	Loyola Marymount	66 58
												225	H	UTRGV	86 53
												252	H	Tennessee St.	86 48
												318	H	Arkansas St.	76 34
LAST 12 Division I GAMES:															
		13 N Texas	60 71			164 H TCU	88 70								
		186 N Kansas	79 75			41 A West Virginia	53 79								
		57 A Iowa St.	48 61			186 A Kansas	49 67								
		41 H West Virginia	67 63			19 H Oklahoma	60 66								
		104 H Texas Tech	75 62			13 H Texas	71 85								
		7 A Baylor	67 89			21 A Kansas St.	69 74								

Non-Div I Games:

Oklahoma St.

■ Loss,
■ Non-Conf,
■ S Site,
■ H Home
■ A Away
N Neutral

Average RPI Win:	220	WON-LOST	WINNING	LAST 10	STRENGTH OF	OPP. STRENGTH	TEAM	ADJ.	CONF.	ADJ CONF.
Average RPI Loss:	91	RECORD	PCT. RANK	GAMES	SCHEDULE	OF SCHEDULE	RPI	RPI	RPI	RPI
DIV. I ONLY	16- 13	141	7- 3	78	150	130	130	14	14	
DIV. I NON-CONF.	5- 6	186	0- 0	56	141	164	164	16	16	
TOTALS	RPI 1-25	RPI 26-50	W-L RECORDS	RPI 51-100	RPI 101-150	RPI 150+				
16- 13	0- 2	0- 4	OVERALL	0- 1	3- 3	13- 3				
10- 5	0- 0	0- 1	HOME	0- 1	1- 2	9- 1				
6- 6	0- 2	0- 1	AWAY	0- 0	2- 1	4- 2				
0- 2	0- 0	0- 2	NEUTRAL	0- 0	0- 0	0- 0				
5- 6	0- 2	0- 2	NON-CONFERENCE	0- 0	1- 1	4- 1				
5- 1	0- 0	0- 0	HOME	0- 0	1- 1	4- 0				
0- 3	0- 2	0- 0	AWAY	0- 0	0- 0	0- 1				
0- 2	0- 0	0- 2	NEUTRAL	0- 0	0- 0	0- 0				
11- 7	0- 0	0- 2	CONFERENCE	0- 1	2- 2	9- 2				
5- 4	0- 0	0- 1	HOME	0- 1	0- 1	5- 1				
6- 3	0- 0	0- 1	AWAY	0- 0	2- 1	4- 1				
0- 0	0- 0	0- 0	NEUTRAL	0- 0	0- 0	0- 0				

RPI 1-25				RPI 26-50				RPI 51-100				RPI 101+ Team's RPI: 130			
RPI	S	Opponent	Score	RPI	S	Opponent	Score	RPI	S	Opponent	Score	RPI	S	Opponent	Score
8	A	Duke	64 92	31	N	Syracuse	66 92	81	H	Middle Tenn.	63 80	114	A	Charlotte	72 70
15	A	Miami (FL)	56 66	33	N	Dayton	69 77					114	H	Charlotte	75 86
				40	A	Western Ky.	73 79					118	A	Southern Miss.	69 84
				40	H	Western Ky.	62 67					129	H	William & Mary	58 69
												144	H	VCU	70 60
												145	A	Louisiana Tech	69 64
												161	A	Rice	59 47
												161	H	Rice	81 66
												166	H	Hampton	61 58
												174	H	UAB	73 61
												178	H	UTSA	68 81
												194	A	North Texas	55 65
												194	H	North Texas	62 47
												202	A	ETSU	60 70
												216	H	Dartmouth	82 56
												246	A	Marshall	94 85
												246	H	Marshall	73 69
												273	H	Norfolk St.	65 54
												300	H	UTEP	87 68
												307	A	FIU	86 64
												336	H	N.C. Central	83 52
												337	A	Fla. Atlantic	93 73
LAST 12 Division I GAMES:															
178	H	UTSA	68 81	81	H	Middle Tenn.	63 80								
300	H	UTEP	87 68	337	A	Fla. Atlantic	93 73								
40	A	Western Ky.	73 79	307	A	FIU	86 64								
246	A	Marshall	94 85	194	H	North Texas	62 47								
114	A	Charlotte	72 70	161	H	Rice	81 66								
174	H	UAB	73 61	114	H	Charlotte	75 86								

Non-Div I Games:

Old Dominion

■ Loss,
■ Non-Conf,
■ S Site,
■ H Home
■ A Away
N Neutral

Average RPI Win:	185	WON-LOST	WINNING	LAST 10	STRENGTH OF	OPP. STRENGTH	TEAM	ADJ.	CONF.	ADJ CONF.
Average RPI Loss:	52	RECORD	PCT. RANK	GAMES	SCHEDULE	OF SCHEDULE	RPI	RPI	RPI	RPI
DIV. I ONLY	17- 13	129	4- 6	88	52	118	118	2	2	
DIV. I NON-CONF.	11- 2	23	0- 0	312	251	97	97	2	2	
TOTALS	RPI 1-25	RPI 26-50	W-L RECORDS	RPI 51-100	RPI 101-150	RPI 150+				
17- 13	2- 5	2- 4	OVERALL	2- 1	1- 3	10- 0				
15- 3	2- 1	2- 1	HOME	1- 0	1- 1	9- 0				
1- 9	0- 4	0- 2	AWAY	1- 1	0- 2	0- 0				
1- 1	0- 0	0- 1	NEUTRAL	0- 0	0- 0	1- 0				
11- 2	0- 0	1- 1	NON-CONFERENCE	0- 1	1- 0	9- 0				
10- 0	0- 0	1- 0	HOME	0- 0	1- 0	8- 0				
0- 2	0- 0	0- 1	AWAY	0- 1	0- 0	0- 0				
1- 0	0- 0	0- 0	NEUTRAL	0- 0	0- 0	1- 0				
6- 11	2- 5	1- 3	CONFERENCE	2- 0	0- 3	1- 0				
5- 3	2- 1	1- 1	HOME	1- 0	0- 1	1- 0				
1- 7	0- 4	0- 1	AWAY	1- 0	0- 2	0- 0				
0- 1	0- 0	0- 1	NEUTRAL	0- 0	0- 0	0- 0				

RPI	S	Opponent	Score	RPI	S	Opponent	Score	RPI	S	Opponent	Score	RPI	S	Opponent	Score	Team's RPI: 118
3	A	South Carolina	46 65	35	H	Oregon	83 67	82	A	Florida	84 75	110	A	Vanderbilt	67 85	
5	A	Mississippi St.	62 73	36	H	LSU	51 62	85	H	Georgia	69 62	132	A	Alabama	80 90	
5	H	Mississippi St.	44 66	36	N	LSU	49 65	89	A	UNLV	57 64	132	H	Alabama	57 65	
14	A	Kentucky	57 89	41	A	West Virginia	61 66					144	H	VCU	77 57	
20	H	Tennessee	67 62	46	A	Auburn	60 83					172	H	Arkansas	73 64	
22	H	Texas A&M	62 49	46	H	Auburn	63 59					212	N	Wisconsin	69 44	
23	A	Missouri	65 100									220	H	High Point	73 62	
												251	H	Jacksonville St.	68 50	
												263	H	Austin Peay	66 38	
												298	H	Lipscomb	76 49	
												310	H	Mississippi Val.	67 30	
												328	H	Southeastern La.	81 31	
												331	H	La.-Monroe	97 40	
												333	H	Jackson St.	89 41	
LAST 12 Division I GAMES:																
36	N	LSU	49 65	36	H	LSU	51 62									
22	H	Texas A&M	62 49	82	A	Florida	84 75									
23	A	Missouri	65 100	85	H	Georgia	69 62									
110	A	Vanderbilt	67 85	14	A	Kentucky	57 89									
46	H	Auburn	63 59	132	H	Alabama	57 65									
5	H	Mississippi St.	44 66	3	A	South Carolina	46 65									

Non-Div I Games:

Ole Miss

■ Loss,
 ■ Non-Conf,
 ■ S Site,
 ■ H Home
 ■ A Away
 N Neutral

Omaha

O
m
a
h
a

Omaha

Page 238

Oral Roberts

Through Games Of March 7, 2017

Average RPI Win:	215	WON-LOST	WINNING	LAST 10	STRENGTH OF	OPP. STRENGTH	TEAM	ADJ.	CONF.	ADJ CONF.
Average RPI Loss:	86	RECORD	PCT. RANK	GAMES	SCHEDULE	OF SCHEDULE	RPI	RPI	RPI	RPI
DIV. I ONLY	13- 15	201	4- 6	154	88	158	158	11	11	
DIV. I NON-CONF.	6- 5	148	0- 0	183	12	90	90	10	10	
TOTALS	RPI 1-25	RPI 26-50	W-L RECORDS	RPI 51-100	RPI 101-150	RPI 150+				
13- 15	1- 0	0- 5	OVERALL	1- 7	2- 1	9- 2				
6- 5	0- 0	0- 1	HOME	1- 2	1- 1	4- 1				
7- 9	1- 0	0- 3	AWAY	0- 5	1- 0	5- 1				
0- 1	0- 0	0- 1	NEUTRAL	0- 0	0- 0	0- 0				
6- 5	1- 0	0- 2	NON-CONFERENCE	0- 2	1- 0	4- 1				
3- 0	0- 0	0- 0	HOME	0- 0	1- 0	2- 0				
3- 5	1- 0	0- 2	AWAY	0- 2	0- 0	2- 1				
0- 0	0- 0	0- 0	NEUTRAL	0- 0	0- 0	0- 0				
7- 10	0- 0	0- 3	CONFERENCE	1- 5	1- 1	5- 1				
3- 5	0- 0	0- 1	HOME	1- 2	0- 1	2- 1				
4- 4	0- 0	0- 1	AWAY	0- 3	1- 0	3- 0				
0- 1	0- 0	0- 1	NEUTRAL	0- 0	0- 0	0- 0				

RPI S	Opponent	Score	RPI S	Opponent	Score	RPI S	Opponent	Score	RPI S	Opponent	Score	Team's RPI: 158
19 A	Oklahoma	74 67	34 A	Arizona St.	52 79	59 A	IUPUI	41 53	143 H	Tulsa	76 68	
			37 A	South Dakota St.	35 82	59 H	IUPUI	54 45	148 A	Omaha	67 65	
			37 H	South Dakota St.	57 78	60 A	Western Ill.	72 76	148 H	Omaha	49 64	
			37 N	South Dakota St.	50 65	60 H	Western Ill.	62 76	153 H	Missouri St.	78 56	
			45 A	Little Rock	50 56	61 A	Iowa	76 96	172 A	Arkansas	70 60	
						69 A	Northwestern	55 64	186 A	Kansas	56 64	
						76 A	South Dakota	50 79	218 H	UT Martin	82 53	
						76 H	South Dakota	47 69	303 A	North Dakota St.	70 50	
									303 H	North Dakota St.	71 64	
									308 A	Denver	70 57	
									308 H	Denver	45 47	
									316 A	Fort Wayne	75 59	
									316 H	Fort Wayne	82 56	
									338 A	Houston Baptist	75 65	
LAST 12 Division I GAMES:												
			37 N	South Dakota St.	50 65	59 H	IUPUI	54 45				
			303 H	North Dakota St.	71 64	60 H	Western Ill.	62 76				
			308 A	Denver	70 57	303 A	North Dakota St.	70 50				
			76 A	South Dakota	50 79	308 H	Denver	45 47				
			148 H	Omaha	49 64	316 A	Fort Wayne	75 59				
			37 A	South Dakota St.	35 82	59 A	IUPUI	41 53				

Non-Div I Games: Mid-Amer. Christian98 63 Okla. Sci. & Arts 67 35

Oral Roberts

Loss, Non-Conf, S Site, H Home A Away N Neutral

Oregon

Through Games Of March 7, 2017

Average RPI Win: 128	WON-LOST	WINNING	LAST 10	STRENGTH OF	OPP. STRENGTH	TEAM	ADJ.	CONF.	ADJ CONF.
Average RPI Loss: 36	RECORD	PCT. RANK	GAMES	SCHEDULE	OF SCHEDULE	RPI	RPI	RPI	RPI
DIV. I ONLY	20- 13	112	5- 5	16	15	35	35	1	1
DIV. I NON-CONF.	10- 2	32	0- 0	118	139	40	40	1	1
TOTALS	RPI 1-25	RPI 26-50	W-L RECORDS	RPI 51-100	RPI 101-150	RPI 150+			
20- 13	2- 8	1- 1	OVERALL	5- 1	6- 3	6- 0			
10- 5	1- 3	1- 0	HOME	2- 1	3- 1	3- 0			
6- 6	0- 3	0- 1	AWAY	3- 0	2- 2	1- 0			
4- 2	1- 2	0- 0	NEUTRAL	0- 0	1- 0	2- 0			
10- 2	0- 1	1- 0	NON-CONFERENCE	0- 0	3- 1	6- 0			
6- 0	0- 0	1- 0	HOME	0- 0	2- 0	3- 0			
2- 1	0- 0	0- 0	AWAY	0- 0	1- 1	1- 0			
2- 1	0- 1	0- 0	NEUTRAL	0- 0	0- 0	2- 0			
10- 11	2- 7	0- 1	CONFERENCE	5- 1	3- 2	0- 0			
4- 5	1- 3	0- 0	HOME	2- 1	1- 1	0- 0			
4- 5	0- 3	0- 1	AWAY	3- 0	1- 1	0- 0			
2- 1	1- 1	0- 0	NEUTRAL	0- 0	1- 0	0- 0			

RPI S	Opponent	Score	RPI S	Opponent	Score	RPI S	Opponent	Score	RPI S	Opponent	Score
4	A Oregon St.	60 67	34	A Arizona St.	63 68	53	A California	69 66	102	H Washington St.	59 75
4	H Oregon St.	40 43	43	H Michigan St.	88 55	53	H California	49 55	108	A Colorado	66 76
5	N Mississippi St.	63 75				78	A Utah	73 61	108	H Colorado	71 66
6	A Stanford	60 81				78	H Utah	84 66	112	A Clemson	87 59
6	H Stanford	59 65				88	A Southern California	59 53	118	A Ole Miss	67 83
6	N Stanford	56 71				88	H Southern California	73 50	131	H Lamar University	84 67
9	H Washington	77 99							133	A Arizona	79 65
9	N Washington	70 69							133	N Arizona	70 63
10	A UCLA	63 79							142	H Idaho	73 70
10	H UCLA	84 75							178	H UTSA	77 63
Team's RPI: 35											
LAST 12 Division I GAMES:											
6	N Stanford	56 71	78	A Utah	73 61	199	N San Jose St.	91 62	223	N Portland St.	90 46
9	N Washington	70 69	88	H Southern California	73 50	237	A Hawaii	86 49	250	H CSU Bakersfield	77 62
133	N Arizona	70 63	10	H UCLA	84 75	276	H Portland	81 41			
6	H Stanford	59 65	34	A Arizona St.	63 68						
53	H California	49 55	133	A Arizona	79 65						
108	A Colorado	66 76	4	A Oregon St.	60 67						

Non-Div I Games:

Oregon

■ Loss,
 ■ Non-Conf,
 ■ S Site,
 ■ Home
 ■ A Away
 N Neutral

Average RPI Win:	91	WON-LOST	WINNING	LAST 10	STRENGTH OF	OPP. STRENGTH	TEAM	ADJ.	CONF.	ADJ CONF.
Average RPI Loss:	33	RECORD	PCT. RANK	GAMES	SCHEDULE	OF SCHEDULE	RPI	RPI	RPI	RPI
DIV. I ONLY	29- 4	5	8- 2	6	24	4	4	1	1	
DIV. I NON-CONF.	11- 1	12	0- 0	40	194	13	13	1	1	
TOTALS	RPI 1-25	RPI 26-50	W-L RECORDS	RPI 51-100	RPI 101-150	RPI 150+				
29- 4	5- 2	4- 1	OVERALL	10- 1	6- 0	4- 0				
14- 2	3- 0	1- 1	HOME	3- 1	3- 0	4- 0				
8- 1	1- 1	2- 0	AWAY	3- 0	2- 0	0- 0				
7- 1	1- 1	1- 0	NEUTRAL	4- 0	1- 0	0- 0				
11- 1	0- 0	1- 1	NON-CONFERENCE	4- 0	2- 0	4- 0				
6- 1	0- 0	0- 1	HOME	1- 0	1- 0	4- 0				
0- 0	0- 0	0- 0	AWAY	0- 0	0- 0	0- 0				
5- 0	0- 0	1- 0	NEUTRAL	3- 0	1- 0	0- 0				
18- 3	5- 2	3- 0	CONFERENCE	6- 1	4- 0	0- 0				
8- 1	3- 0	1- 0	HOME	2- 1	2- 0	0- 0				
8- 1	1- 1	2- 0	AWAY	3- 0	2- 0	0- 0				
2- 1	1- 1	0- 0	NEUTRAL	1- 0	0- 0	0- 0				

RPI	S	Opponent	Score	RPI	S	Opponent	Score	RPI	S	Opponent	Score	RPI	S	Opponent	Score
6	A	Stanford	72 69	27	H	Marquette	73 74	53	A	California	66 56	102	H	Washington St.	80 58
6	H	Stanford	50 47	32	N	Quinnipiac	75 60	53	H	California	71 56	108	A	Colorado	54 49
6	N	Stanford	43 48	34	A	Arizona St.	54 45	53	N	California	65 49	108	H	Colorado	81 57
9	H	Washington	73 70	35	A	Oregon	43 40	73	H	UC Davis	93 52	131	H	Lamar University	88 56
10	A	UCLA	56 66	35	H	Oregon	67 60	78	A	Utah	63 49	133	A	Arizona	65 57
10	H	UCLA	68 61					78	H	Utah	70 44	142	N	Idaho	60 49
10	N	UCLA	63 53					80	N	Oklahoma St.	73 54	169	H	Idaho St.	61 38
								87	N	BYU	65 56	276	H	Portland	62 45
								88	A	Southern California	74 60	285	H	Ark.-Pine Bluff	73 40
								88	H	Southern California	50 70	288	H	Southern Utah	77 38
								89	N	UNLV	62 59				
LAST 12 Division I GAMES:															
6	N	Stanford	43 48	108	A	Colorado	54 49								
10	N	UCLA	63 53	10	H	UCLA	68 61								
53	N	California	65 49	88	H	Southern California	50 70								
53	H	California	71 56	133	A	Arizona	65 57								
6	H	Stanford	50 47	34	A	Arizona St.	54 45								
78	A	Utah	63 49	35	H	Oregon	67 60								

Non-Div I Games:

Oregon St.

Pacific

Through Games Of March 7, 2017

Average RPI Win: 222	WON-LOST	WINNING	LAST 10	STRENGTH OF	OPP. STRENGTH	TEAM	ADJ.	CONF.	ADJ CONF.
Average RPI Loss: 133	RECORD	PCT. RANK	GAMES	SCHEDULE	OF SCHEDULE	RPI	RPI	RPI	RPI
DIV. I ONLY	8- 21	288	2- 8	91	174	244	244	15	15
DIV. I NON-CONF.	2- 7	284	0- 0	10	185	178	178	13	13
TOTALS	RPI 1-25	RPI 26-50	W-L RECORDS	RPI 51-100	RPI 101-150	RPI 150+			
8- 21	0- 1	0- 1	OVERALL	1- 6	1- 5	6- 8			
4- 11	0- 0	0- 1	HOME	0- 4	1- 2	3- 4			
3- 9	0- 1	0- 0	AWAY	1- 1	0- 3	2- 4			
1- 1	0- 0	0- 0	NEUTRAL	0- 1	0- 0	1- 0			
2- 7	0- 1	0- 1	NON-CONFERENCE	0- 2	0- 2	2- 1			
1- 5	0- 0	0- 1	HOME	0- 2	0- 1	1- 1			
1- 2	0- 1	0- 0	AWAY	0- 0	0- 1	1- 0			
0- 0	0- 0	0- 0	NEUTRAL	0- 0	0- 0	0- 0			
6- 14	0- 0	0- 0	CONFERENCE	1- 4	1- 3	4- 7			
3- 6	0- 0	0- 0	HOME	0- 2	1- 1	2- 3			
2- 7	0- 0	0- 0	AWAY	1- 1	0- 2	1- 4			
1- 1	0- 0	0- 0	NEUTRAL	0- 1	0- 0	1- 0			

RPI 1-25				RPI 26-50				RPI 51-100				RPI 101+ Team's RPI: 244			
RPI	S	Opponent	Score	RPI	S	Opponent	Score	RPI	S	Opponent	Score	RPI	S	Opponent	Score
10	A	UCLA	55 82	27	H	Marquette	75 89	64	A	Gonzaga	65 63	109	A	St. Mary's (CA)	74 82
								64	H	Gonzaga	58 74	109	H	St. Mary's (CA)	54 63
								64	N	Gonzaga	59 91	121	H	Northern Colo.	56 60
								73	H	UC Davis	87 95	124	A	Long Beach St.	58 66
								77	H	Montana St.	66 72	137	A	San Francisco	64 67
								87	A	BYU	50 68	137	H	San Francisco	63 60
								87	H	BYU	55 68	157	H	Fresno St.	67 74
												160	A	Santa Clara	51 68
												160	H	Santa Clara	51 61
												199	A	San Jose St.	99 96
												204	A	Loyola Marymount	64 75
												204	H	Loyola Marymount	52 65
												222	A	San Diego	71 73
												222	H	San Diego	84 64
												250	H	CSU Bakersfield	91 61
												276	A	Portland	84 74
												276	H	Portland	71 78
												313	A	Pepperdine	58 59
												313	H	Pepperdine	80 79
												313	N	Pepperdine	73 55
LAST 12 Division I GAMES:															

Non-Div I Games: UC Merced 111 50 William Jessup 103 65

Pacific

■ Loss,
 ■ Non-Conf,
 ■ S Site,
 ■ H Home
 ■ A Away
 N Neutral

Average RPI Win:	176	WON-LOST	WINNING	LAST 10	STRENGTH OF	OPP. STRENGTH	TEAM	ADJ.	CONF.	ADJ CONF.
Average RPI Loss:	103	RECORD	PCT. RANK	GAMES	SCHEDULE	OF SCHEDULE	RPI	RPI	RPI	RPI
DIV. I ONLY	19- 7	58	9- 1	98	107	55	55	8	8	
DIV. I NON-CONF.	6- 6	165	0- 0	225	109	180	180	9	9	
TOTALS	RPI 1-25	RPI 26-50	W-L RECORDS	RPI 51-100	RPI 101-150	RPI 150+				
19- 7	0- 2	2- 0	OVERALL	0- 1	5- 2	12- 2				
7- 5	0- 1	1- 0	HOME	0- 1	3- 1	3- 2				
12- 2	0- 1	1- 0	AWAY	0- 0	2- 1	9- 0				
0- 0	0- 0	0- 0	NEUTRAL	0- 0	0- 0	0- 0				
6- 6	0- 2	0- 0	NON-CONFERENCE	0- 1	0- 1	6- 2				
0- 5	0- 1	0- 0	HOME	0- 1	0- 1	0- 2				
6- 1	0- 1	0- 0	AWAY	0- 0	0- 0	6- 0				
0- 0	0- 0	0- 0	NEUTRAL	0- 0	0- 0	0- 0				
13- 1	0- 0	2- 0	CONFERENCE	0- 0	5- 1	6- 0				
7- 0	0- 0	1- 0	HOME	0- 0	3- 0	3- 0				
6- 1	0- 0	1- 0	AWAY	0- 0	2- 1	3- 0				
0- 0	0- 0	0- 0	NEUTRAL	0- 0	0- 0	0- 0				

RPI 1-25				RPI 26-50				RPI 51-100				Team's RPI: 55	RPI 101+			
RPI	S	Opponent	Score	RPI	S	Opponent	Score	RPI	S	Opponent	Score		RPI	S	Opponent	Score
8	A	Duke	55 68	44	A	Harvard	64 46	67	H	Villanova	48 60		111	H	Saint Joseph's	53 57
18	H	Temple	53 63	44	H	Harvard	63 43						116	A	Princeton	62 57
													116	H	Princeton	52 40
													126	A	Cornell	61 55
													126	H	Cornell	47 34
													134	A	Yale	48 61
													134	H	Yale	66 55
													152	A	Brown	71 68
													152	H	Brown	86 60
													156	A	CSUN	47 36
													170	H	La Salle	56 58
													180	A	UC Riverside	71 55
													195	A	Columbia	64 54
													195	H	Columbia	68 59
													211	H	Binghamton	48 61
													216	A	Dartmouth	60 47
													216	H	Dartmouth	68 38
													233	A	Richmond	47 44
													299	A	Lafayette	64 47
													302	A	Rhode Island	75 43
													341	A	Wagner	63 39
LAST 12 Division I GAMES:																
116	H	Princeton	52 40	152	A	Brown	71 68									
44	A	Harvard	64 46	126	A	Cornell	61 55									
216	A	Dartmouth	60 47	195	A	Columbia	64 54									
195	H	Columbia	68 59	216	H	Dartmouth	68 38									
126	H	Cornell	47 34	44	H	Harvard	63 43									
134	A	Yale	48 61	18	H	Temple	53 63									

Non-Div I Games: Stevens 89 43

Penn

■ Loss,
■ Non-Conf,
■ S Site,
■ H Home
■ A Away
N Neutral

Average RPI Win:	169	WON-LOST	WINNING	LAST 10	STRENGTH OF	OPP. STRENGTH	TEAM	ADJ.	CONF.	ADJ CONF.
Average RPI Loss:	68	RECORD	PCT. RANK	GAMES	SCHEDULE	OF SCHEDULE	RPI	RPI	RPI	RPI
DIV. I ONLY	19- 10	92	6- 4	149	60	84	84	6	6	
DIV. I NON-CONF.	10- 2	32	0- 0	285	105	84	84	6	6	
TOTALS	RPI 1-25	RPI 26-50	W-L RECORDS	RPI 51-100	RPI 101-150	RPI 150+				
19- 10	1- 2	1- 3	OVERALL	4- 4	1- 0	12- 1				
14- 1	1- 0	1- 1	HOME	3- 0	1- 0	8- 0				
4- 7	0- 2	0- 2	AWAY	1- 2	0- 0	3- 1				
1- 2	0- 0	0- 0	NEUTRAL	0- 2	0- 0	1- 0				
10- 2	1- 0	0- 0	NON-CONFERENCE	0- 2	1- 0	8- 0				
7- 0	1- 0	0- 0	HOME	0- 0	1- 0	5- 0				
2- 1	0- 0	0- 0	AWAY	0- 1	0- 0	2- 0				
1- 1	0- 0	0- 0	NEUTRAL	0- 1	0- 0	1- 0				
9- 8	0- 2	1- 3	CONFERENCE	4- 2	0- 0	4- 1				
7- 1	0- 0	1- 1	HOME	3- 0	0- 0	3- 0				
2- 6	0- 2	0- 2	AWAY	1- 1	0- 0	1- 1				
0- 1	0- 0	0- 0	NEUTRAL	0- 1	0- 0	0- 0				

RPI 1-25				RPI 26-50				RPI 51-100				RPI 101+			
RPI	S	Opponent	Score	RPI	S	Opponent	Score	RPI	S	Opponent	Score	RPI	S	Opponent	Score
16	A	Maryland	83 89	43	A	Michigan St.	64 73	54	A	Purdue	51 64	147	H	Iona	80 67
20	H	Tennessee	70 56	47	H	Michigan	76 75	54	H	Purdue	79 73	159	H	Pittsburgh	91 62
25	A	Ohio St.	72 87	50	A	Indiana	66 72	61	H	Iowa	71 58	176	A	Boston College	60 56
				50	H	Indiana	70 89	68	N	Georgetown	54 68	190	H	American	70 65
								69	A	Northwestern	74 58	197	H	Nebraska	86 69
								71	H	Minnesota	77 66	207	A	Illinois	80 62
								71	N	Minnesota	64 70	207	H	Illinois	82 66
								79	A	Drexel	60 83	212	H	Wisconsin	76 46
												228	A	Rutgers	45 61
												236	H	Akron	84 71
												246	H	Marshall	82 80
												262	N	Georgia St.	69 42
												317	A	Holy Cross	84 48
												327	H	Saint Peter's	106 50
LAST 12 Division I GAMES:															
				71	N	Minnesota	64 70	69	A	Northwestern	74 58				
				47	H	Michigan	76 75	25	A	Ohio St.	72 87				
				43	A	Michigan St.	64 73	207	H	Illinois	82 66				
				207	A	Illinois	80 62	50	A	Indiana	66 72				
				54	H	Purdue	79 73	197	H	Nebraska	86 69				
				71	H	Minnesota	77 66	212	H	Wisconsin	76 46				

Non-Div I Games:

Penn St.

■ Loss,
 ■ Non-Conf, S Site,
 ■ Home
 ■ Away
 N Neutral

Pepperdine

Through Games Of March 7, 2017

Average RPI Win:	212	WON-LOST	WINNING	LAST 10	STRENGTH OF	OPP. STRENGTH	TEAM	ADJ.	CONF.	ADJ CONF.
Average RPI Loss:	180	RECORD	PCT. RANK	GAMES	SCHEDULE	OF SCHEDULE	RPI	RPI	RPI	RPI
DIV. I ONLY	7- 23	311	2- 8	243	209	313	313	15	15	
DIV. I NON-CONF.	2- 9	293	0- 0	240	336	320	320	13	13	
TOTALS	RPI 1-25	RPI 26-50	W-L RECORDS	RPI 51-100	RPI 101-150	RPI 150+				
7- 23	0- 1	0- 0	OVERALL	1- 4	1- 5	5- 13				
5- 9	0- 1	0- 0	HOME	1- 2	1- 2	3- 4				
2- 13	0- 0	0- 0	AWAY	0- 2	0- 3	2- 8				
0- 1	0- 0	0- 0	NEUTRAL	0- 0	0- 0	0- 1				
2- 9	0- 1	0- 0	NON-CONFERENCE	0- 1	0- 2	2- 5				
1- 4	0- 1	0- 0	HOME	0- 1	0- 1	1- 1				
1- 5	0- 0	0- 0	AWAY	0- 0	0- 1	1- 4				
0- 0	0- 0	0- 0	NEUTRAL	0- 0	0- 0	0- 0				
5- 14	0- 0	0- 0	CONFERENCE	1- 3	1- 3	3- 8				
4- 5	0- 0	0- 0	HOME	1- 1	1- 1	2- 3				
1- 8	0- 0	0- 0	AWAY	0- 2	0- 2	1- 4				
0- 1	0- 0	0- 0	NEUTRAL	0- 0	0- 0	0- 1				

RPI S	Opponent	Score	RPI S	Opponent	Score	RPI S	Opponent	Score	RPI S	Opponent	Score	Team's RPI: 313
8	H Duke	65 99				64	A Gonzaga	61 83	109	A St. Mary's (CA)	57 84	
						64	H Gonzaga	79 69	109	H St. Mary's (CA)	60 81	
						87	A BYU	49 88	124	H Long Beach St.	41 44	
						87	H BYU	47 73	137	A San Francisco	78 84	
						89	H UNLV	61 68	137	H San Francisco	81 59	
									140	A New Mexico St.	66 75	
									160	A Santa Clara	40 61	
									160	H Santa Clara	48 69	
									204	A Loyola Marymount	60 72	
									204	H Loyola Marymount	78 87	
									222	A San Diego	55 42	
									222	H San Diego	57 40	
									231	A UC Santa Barbara	57 66	
									244	A Pacific	79 80	
									244	H Pacific	59 58	
									244	N Pacific	55 73	
									250	H CSU Bakersfield	62 57	
									271	A Cal Poly	52 62	
									276	A Portland	55 75	
									276	H Portland	61 71	
									282	H Nevada	60 69	
									308	A Denver	67 75	
									334	A Utah Valley	65 72	
									346	A Cal St. Fullerton	69 58	
LAST 12 Division I GAMES:												
244	N Pacific	55 73	87	A BYU	49 88							
137	A San Francisco	78 84	244	A Pacific	79 80							
109	A St. Mary's (CA)	57 84	137	H San Francisco	81 59							
204	H Loyola Marymount	78 87	64	A Gonzaga	61 83							
160	H Santa Clara	48 69	276	A Portland	55 75							
222	H San Diego	57 40	109	H St. Mary's (CA)	60 81							

Non-Div I Games:

Pepperdine

Loss, Non-Conf, S Site, H Home A Away N Neutral

Pittsburgh

Through Games Of March 7, 2017

Average RPI Win:	219	WON-LOST	WINNING	LAST 10	STRENGTH OF	OPP. STRENGTH	TEAM	ADJ.	CONF.	ADJ CONF.
Average RPI Loss:	54	RECORD	PCT. RANK	GAMES	SCHEDULE	OF SCHEDULE	RPI	RPI	RPI	RPI
DIV. I ONLY	12- 17	220	1- 9	61	57	159	159	3	3	
DIV. I NON-CONF.	8- 4	97	0- 0	248	287	183	183	4	4	
TOTALS	RPI 1-25	RPI 26-50	W-L RECORDS	RPI 51-100	RPI 101-150	RPI 150+				
12- 17	0- 6	0- 3	OVERALL	1- 4	3- 4	8- 0				
10- 6	0- 2	0- 1	HOME	1- 1	3- 2	6- 0				
0- 10	0- 4	0- 2	AWAY	0- 3	0- 1	0- 0				
2- 1	0- 0	0- 0	NEUTRAL	0- 0	0- 1	2- 0				
8- 4	0- 0	0- 0	NON-CONFERENCE	0- 2	1- 2	7- 0				
6- 2	0- 0	0- 0	HOME	0- 1	1- 1	5- 0				
0- 2	0- 0	0- 0	AWAY	0- 1	0- 1	0- 0				
2- 0	0- 0	0- 0	NEUTRAL	0- 0	0- 0	2- 0				
4- 13	0- 6	0- 3	CONFERENCE	1- 2	2- 2	1- 0				
4- 4	0- 2	0- 1	HOME	1- 0	2- 1	1- 0				
0- 8	0- 4	0- 2	AWAY	0- 2	0- 0	0- 0				
0- 1	0- 0	0- 0	NEUTRAL	0- 0	0- 1	0- 0				

RPI S Opponent	Score	RPI S Opponent	Score	RPI S Opponent	Score	RPI S Opponent	Score	Team's RPI: 159
2 A Notre Dame	54 86	31 A Syracuse	65 93	51 H Virginia	62 54	105 H Virginia Tech	72 64	
8 A Duke	48 62	31 H Syracuse	57 73	54 H Purdue	61 67	112 H Clemson	46 54	
11 A Louisville	52 73	38 A North Carolina St.	42 55	58 A Georgia Tech	57 71	114 H Charlotte	63 70	
11 H Louisville	48 63			84 A Penn St.	62 91	120 H North Carolina	68 48	
12 A Florida St.	48 79			86 A Wake Forest	48 57	120 N North Carolina	60 72	
15 H Miami (FL)	50 82					125 A Duquesne	54 63	
						126 H Cornell	56 44	
						176 H Boston College	56 43	
						258 H Bryant	76 60	
						269 H Loyola Maryland	74 44	
						286 N McNeese	71 65	
						289 H Mt. St. Mary's	89 54	
						300 N UTEP	71 46	
						319 H Youngstown St.	63 50	
						323 H Loyola Chicago	59 35	
LAST 12 Division I GAMES:								
120 N North Carolina	60 72	112 H Clemson	46 54					
31 H Syracuse	57 73	86 A Wake Forest	48 57					
12 A Florida St.	48 79	31 A Syracuse	65 93					
58 A Georgia Tech	57 71	11 H Louisville	48 63					
105 H Virginia Tech	72 64	38 A North Carolina St.	42 55					
8 A Duke	48 62	51 H Virginia	62 54					

Non-Div I Games: Slippery Rock 94 48

Pittsburgh

■ Loss,
 ■ Non-Conf, S Site,
 ■ Home
 ■ Away
 N Neutral

Portland

Through Games Of March 7, 2017

Average RPI Win:	259	WON-LOST	WINNING	LAST 10	STRENGTH OF	OPP. STRENGTH	TEAM	ADJ.	CONF.	ADJ CONF.
Average RPI Loss:	129	RECORD	PCT. RANK	GAMES	SCHEDULE	OF SCHEDULE	RPI	RPI	RPI	RPI
DIV. I ONLY	5- 24	324	2- 7	97	137	276	276	15	15	
DIV. I NON-CONF.	1- 9	323	0- 0	21	62	227	227	13	13	
TOTALS	RPI 1-25	RPI 26-50	W-L RECORDS	RPI 51-100	RPI 101-150	RPI 150+				
5- 24	0- 2	0- 1	OVERALL	0- 8	0- 4	5- 9				
3- 9	0- 1	0- 0	HOME	0- 3	0- 2	3- 3				
2- 13	0- 1	0- 1	AWAY	0- 4	0- 2	2- 5				
0- 2	0- 0	0- 0	NEUTRAL	0- 1	0- 0	0- 1				
1- 9	0- 2	0- 1	NON-CONFERENCE	0- 4	0- 0	1- 2				
1- 2	0- 1	0- 0	HOME	0- 1	0- 0	1- 0				
0- 6	0- 1	0- 1	AWAY	0- 2	0- 0	0- 2				
0- 1	0- 0	0- 0	NEUTRAL	0- 1	0- 0	0- 0				
4- 15	0- 0	0- 0	CONFERENCE	0- 4	0- 4	4- 7				
2- 7	0- 0	0- 0	HOME	0- 2	0- 2	2- 3				
2- 7	0- 0	0- 0	AWAY	0- 2	0- 2	2- 3				
0- 1	0- 0	0- 0	NEUTRAL	0- 0	0- 0	0- 1				

RPI 1-25				RPI 26-50				RPI 51-100				RPI 101+ Team's RPI: 276			
RPI	S	Opponent	Score	RPI	S	Opponent	Score	RPI	S	Opponent	Score	RPI	S	Opponent	Score
4	A	Oregon St.	45 62	35	A	Oregon	41 81	62	A	Boise St.	60 74	109	A	St. Mary's (CA)	76 92
9	H	Washington	53 83					64	A	Gonzaga	55 67	109	H	St. Mary's (CA)	65 75
								64	H	Gonzaga	50 85	137	A	San Francisco	71 83
								73	A	UC Davis	52 66	137	H	San Francisco	56 75
								77	H	Montana St.	66 70	160	A	Santa Clara	56 68
								87	A	BYU	60 73	160	H	Santa Clara	44 56
								87	H	BYU	38 77	204	A	Loyola Marymount	54 69
								88	N	Southern California	54 67	204	H	Loyola Marymount	71 56
												222	A	San Diego	40 57
												222	H	San Diego	54 72
												222	N	San Diego	47 74
												223	H	Portland St.	79 68
												238	A	Weber St.	37 76
												244	A	Pacific	78 71
												244	H	Pacific	74 84
												282	A	Nevada	59 72
												313	A	Pepperdine	71 61
												313	H	Pepperdine	75 55
LAST 12 Division I GAMES:															
222	N	San Diego	47 74	109	H	St. Mary's (CA)	65 75								
222	H	San Diego	54 72	87	H	BYU	38 77								
87	A	BYU	60 73	160	A	Santa Clara	56 68								
137	A	San Francisco	71 83	222	A	San Diego	40 57								
244	A	Pacific	78 71	313	H	Pepperdine	75 55								
204	H	Loyola Marymount	71 56	64	H	Gonzaga	50 85								

Non-Div I Games: Alas. Anchorage 66 57

Portland

Loss, Non-Conf, S Site, H Home A Away N Neutral

Overall Record				Through Games of March 7, 2017						
Average RPI Win:	268	WON-LOST	WINNING	LAST 10	STRENGTH OF	OPP. STRENGTH	TEAM	ADJ.	CONF.	ADJ CONF.
Average RPI Loss:	148	RECORD	PCT. RANK	GAMES	SCHEDULE	OF SCHEDULE	RPI	RPI	RPI	RPI
DIV. I ONLY	14- 16	193	5- 5	300	207	223	223	20	20	
DIV. I NON-CONF.	5- 6	186	0- 0	316	122	228	228	18	18	

TOTALS	RPI 1-25		RPI 26-50		W-L RECORDS		RPI 51-100		RPI 101-150	
14- 16	0- 1		0- 1		OVERALL		1- 2		1- 6	
7- 4	0- 0		0- 0		HOME		1- 0		1- 3	
4- 10	0- 0		0- 0		AWAY		0- 0		0- 0	
3- 2	0- 1		0- 1		NEUTRAL		0- 0		0- 0	
5- 6	0- 1		0- 1		NON-CONFERENCE		0- 1		0- 1	
2- 0	0- 0		0- 0		HOME		0- 0		0- 0	
1- 4	0- 0		0- 0		AWAY		0- 1		0- 1	
2- 2	0- 1		0- 1		NEUTRAL		0- 0		0- 0	
9- 10	0- 0		0- 0		CONFERENCE		1- 1		1- 5	
5- 4	0- 0		0- 0		HOME		1- 0		1- 3	
3- 6	0- 0		0- 0		AWAY		0- 1		0- 2	
1- 0	0- 0		0- 0		NEUTRAL		0- 0		0- 0	

RPI 1-25					
RPI	S	Opponent	Score		
19	N	Oklahoma	60	74	
RPI 26-50					
RPI	S	Opponent	Score		
35	N	Oregon	46	90	
RPI 51-100					
RPI	S	Opponent	Score		
62	A	Boise St.	76	94	
77	A	Montana St.	76	83	
77	H	Montana St.	69	65	
RPI 101+					
RPI	S	Opponent	Score		
115	A	North Dakota	61	65	
115	H	North Dakota	81	67	
121	A	Northern Colo.	62	91	
121	H	Northern Colo.	50	57	
133	A	Arizona	52	75	
138	H	Eastern Wash.	62	68	
142	H	Idaho	66	72	
156	A	CSUN	72	99	
169	A	Idaho St.	47	53	
214	A	Seattle U	79	71	
238	A	Weber St.	75	85	
275	N	Kennesaw St.	71	61	
276	A	Portland	68	79	
284	A	Sacramento St.	88	86	
284	H	Sacramento St.	68	77	
288	A	Southern Utah	64	82	
288	H	Southern Utah	81	74	
295	A	Northern Ariz.	74	73	
295	H	Northern Ariz.	56	55	
295	N	Northern Ariz.	88	76	
297	N	Northern Ky.	77	54	
325	A	Montana	64	44	
325	H	Montana	68	45	
326	H	UC Irvine	79	73	
346	H	Cal St. Fullerton	81	73	

Non-Div I Games:	Pacific Union	93	61
------------------	---------------	----	----

Portland St.

■ Loss, ■ Non-Conf, S Site, H Home A Away N Neutral

Prairie View

Through Games Of March 7, 2017

Average RPI Win:	274	WON-LOST	WINNING	LAST 10	STRENGTH OF	OPP. STRENGTH	TEAM	ADJ.	CONF.	ADJ CONF.
Average RPI Loss:	187	RECORD	PCT. RANK	GAMES	SCHEDULE	OF SCHEDULE	RPI	RPI	RPI	RPI
DIV. I ONLY	13- 18	219	5- 5	283	326	267	267	30	30	
DIV. I NON-CONF.	5- 7	205	0- 0	107	204	169	169	30	30	
TOTALS	RPI 1-25	RPI 26-50	W-L RECORDS	RPI 51-100	RPI 101-150	RPI 150+				
13- 18	0- 2	0- 0	OVERALL	0- 2	0- 1	13- 13				
11- 2	0- 0	0- 0	HOME	0- 0	0- 0	11- 2				
1- 16	0- 0	0- 0	AWAY	0- 0	0- 0	1- 2				
1- 0	0- 0	0- 0	NEUTRAL	0- 0	0- 0	1- 0				
5- 7	0- 2	0- 0	NON-CONFERENCE	0- 2	0- 1	5- 2				
4- 0	0- 0	0- 0	HOME	0- 0	0- 0	4- 0				
0- 7	0- 2	0- 0	AWAY	0- 2	0- 1	0- 2				
1- 0	0- 0	0- 0	NEUTRAL	0- 0	0- 0	1- 0				
8- 11	0- 0	0- 0	CONFERENCE	0- 0	0- 0	8- 11				
7- 2	0- 0	0- 0	HOME	0- 0	0- 0	7- 2				
1- 9	0- 0	0- 0	AWAY	0- 0	0- 0	1- 9				
0- 0	0- 0	0- 0	NEUTRAL	0- 0	0- 0	0- 0				

RPI S	Opponent	Score	RPI S	Opponent	Score	RPI S	Opponent	Score	RPI S	Opponent	Score	Team's RPI: 267
17 A	DePaul	62 94				99 A	SFA	64 88	104 A	Texas Tech	43 85	
22 A	Texas A&M	62 90				100 A	SMU	54 61	161 A	Rice	57 68	
									162 H	Texas St.	64 60	
									172 H	Bethune-Cookman	66 64	
									185 A	Texas Southern	51 73	
									185 A	Texas Southern	45 65	
									185 H	Texas Southern	62 70	
									208 A	Alabama St.	61 74	
									208 H	Alabama St.	61 75	
									209 A	Grambling	55 60	
									209 H	Grambling	51 49	
									221 A	Southern U.	72 86	
									221 H	Southern U.	70 63	
									225 A	UTRGV	74 82	
									246 N	Marshall	78 68	
									285 A	Ark.-Pine Bluff	47 64	
									285 H	Ark.-Pine Bluff	62 57	
									287 H	Nicholls St.	69 67	
									305 A	Alcorn	55 62	
									305 H	Alcorn	69 60	
									310 A	Mississippi Val.	55 64	
									310 H	Mississippi Val.	96 65	
									333 A	Jackson St.	60 74	
									333 H	Jackson St.	73 63	
									340 H	Sam Houston St.	75 65	
									349 A	Alabama A&M	63 50	
LAST 12 Division I GAMES:												
185 A	Texas Southern	45 65	310 H	Mississippi Val.	96 65							
305 H	Alcorn	69 60	209 A	Grambling	55 60							
221 H	Southern U.	70 63	333 A	Jackson St.	60 74							
208 A	Alabama St.	61 74	185 A	Texas Southern	51 73							
349 A	Alabama A&M	63 50	208 H	Alabama St.	61 75							
285 H	Ark.-Pine Bluff	62 57	349 H	Alabama A&M	71 47							

Non-Div I Games:

Prairie View

Loss, Non-Conf, S Site, H Home A Away N Neutral

RPI	S	Opponent	Score
349	H	Alabama A&M	71 47

P
r
a
i
r
i
e
V
i
e
w

P
r
a
i
r
i
e
V
i
e
w

Prairie View

Presbyterian

Through Games Of March 7, 2017

Average RPI Win:	282	WON-LOST	WINNING	LAST 10	STRENGTH OF	OPP. STRENGTH	TEAM	ADJ.	CONF.	ADJ CONF.
Average RPI Loss:	164	RECORD	PCT. RANK	GAMES	SCHEDULE	OF SCHEDULE	RPI	RPI	RPI	RPI
DIV. I ONLY	12- 17	220	6- 4	205	316	230	230	28	28	
DIV. I NON-CONF.	2- 9	293	0- 0	73	261	218	218	28	28	
TOTALS	RPI 1-25	RPI 26-50	W-L RECORDS	RPI 51-100	RPI 101-150	RPI 150+				
12- 17	0- 0	0- 1	OVERALL	0- 3	1- 3	11- 10				
6- 6	0- 0	0- 0	HOME	0- 2	1- 0	5- 4				
6- 10	0- 0	0- 1	AWAY	0- 1	0- 3	6- 5				
0- 1	0- 0	0- 0	NEUTRAL	0- 0	0- 0	0- 1				
2- 9	0- 0	0- 1	NON-CONFERENCE	0- 3	0- 2	2- 3				
0- 3	0- 0	0- 0	HOME	0- 2	0- 0	0- 1				
2- 5	0- 0	0- 1	AWAY	0- 1	0- 2	2- 1				
0- 1	0- 0	0- 0	NEUTRAL	0- 0	0- 0	0- 1				
10- 8	0- 0	0- 0	CONFERENCE	0- 0	1- 1	9- 7				
6- 3	0- 0	0- 0	HOME	0- 0	1- 0	5- 3				
4- 5	0- 0	0- 0	AWAY	0- 0	0- 1	4- 4				
0- 0	0- 0	0- 0	NEUTRAL	0- 0	0- 0	0- 0				

RPI S	Opponent	Score	RPI S	Opponent	Score	RPI S	Opponent	Score	RPI S	Opponent	Score	Team's RPI: 230
50	A Indiana	37 71	56	H Belmont	58 83	105	A Virginia Tech	36 67				
			64	A Gonzaga	39 79	114	A Charlotte	63 71				
			66	H Chattanooga	48 56	128	A Radford	50 60				
						128	H Radford	58 54				
						167	A East Carolina	46 54				
						185	N Texas Southern	62 74				
						189	A Campbell	42 50				
						189	H Campbell	39 49				
						200	A UNCG	69 62				
						220	A High Point	60 87				
						220	H High Point	64 72				
						227	A Liberty	60 68				
						227	H Liberty	56 55				
						238	A UNC Asheville	52 47				
						238	H UNC Asheville	60 67				
						256	A Charleston So.	34 52				
						256	H Charleston So.	50 48				
						312	A Gardner-Webb	56 55				
						312	H Gardner-Webb	58 47				
						315	H USC Upstate	48 55				
						336	A N.C. Central	72 63				
						342	A Winthrop	78 39				
						342	H Winthrop	64 50				
						343	A Longwood	63 62				
						343	H Longwood	65 55				
LAST 12 Division I GAMES:												
343	A Longwood	63 62	227	H Liberty	56 55							
342	H Winthrop	64 50	238	A UNC Asheville	52 47							
220	H High Point	64 72	256	A Charleston So.	34 52							
189	A Campbell	42 50	128	H Radford	58 54							
128	A Radford	50 60	220	A High Point	60 87							
312	H Gardner-Webb	58 47	238	H UNC Asheville	60 67							

Non-Div I Games:

Presbyterian

Loss, Non-Conf, S Site, H Home A Away N Neutral

Average RPI Win:	188	WON-LOST	WINNING	LAST 10	STRENGTH OF	OPP. STRENGTH	TEAM	ADJ.	CONF.	ADJ CONF.
Average RPI Loss:	94	RECORD	PCT. RANK	GAMES	SCHEDULE	OF SCHEDULE	RPI	RPI	RPI	RPI
DIV. I ONLY	15- 12	138	7- 3	102	93	116	116	8	8	
DIV. I NON-CONF.	6- 7	182	0- 0	231	47	193	193	9	9	
TOTALS	RPI 1-25	RPI 26-50	W-L RECORDS	RPI 51-100	RPI 101-150	RPI 150+				
15- 12	0- 1	2- 1	OVERALL	0- 4	3- 4	10- 2				
8- 5	0- 0	1- 1	HOME	0- 1	1- 2	6- 1				
7- 7	0- 1	1- 0	AWAY	0- 3	2- 2	4- 1				
0- 0	0- 0	0- 0	NEUTRAL	0- 0	0- 0	0- 0				
6- 7	0- 1	0- 1	NON-CONFERENCE	0- 2	0- 3	6- 0				
4- 2	0- 0	0- 1	HOME	0- 0	0- 1	4- 0				
2- 5	0- 1	0- 0	AWAY	0- 2	0- 2	2- 0				
0- 0	0- 0	0- 0	NEUTRAL	0- 0	0- 0	0- 0				
9- 5	0- 0	2- 0	CONFERENCE	0- 2	3- 1	4- 2				
4- 3	0- 0	1- 0	HOME	0- 1	1- 1	2- 1				
5- 2	0- 0	1- 0	AWAY	0- 1	2- 0	2- 1				
0- 0	0- 0	0- 0	NEUTRAL	0- 0	0- 0	0- 0				

RPI	S	Opponent	Score	RPI	S	Opponent	Score	RPI	S	Opponent	Score	RPI	S	Opponent	Score	Team's RPI: 116
21	A	Kansas St.	42 60	33	H	Dayton	56 62	52	A	George Washington	45 56	106	H	Rider	62 70	
				44	A	Harvard	64 60	55	A	Penn	40 52	122	A	Fordham	55 57	
				44	H	Harvard	63 58	55	H	Penn	57 62	126	A	Cornell	58 54	
								58	A	Georgia Tech	51 67	126	H	Cornell	44 55	
												134	A	Yale	69 47	
												134	H	Yale	74 62	
												135	A	Delaware	62 66	
												152	A	Brown	81 75	
												152	H	Brown	88 98	
												195	A	Columbia	62 52	
												195	H	Columbia	78 54	
												198	H	Seton Hall	94 67	
												210	A	UMBC	69 58	
												216	A	Dartmouth	56 58	
												216	H	Dartmouth	85 55	
												228	H	Rutgers	64 34	
												298	A	Lipscomb	71 43	
												299	H	Lafayette	65 27	
												341	H	Wagner	107 44	
LAST 12 Division I GAMES:																
				55	A	Penn	40 52	134	A	Yale	69 47					
				216	A	Dartmouth	56 58	195	A	Columbia	62 52					
				44	A	Harvard	64 60	126	A	Cornell	58 54					
				126	H	Cornell	44 55	44	H	Harvard	63 58					
				195	H	Columbia	78 54	216	H	Dartmouth	85 55					
				152	A	Brown	81 75	134	H	Yale	74 62					

Non-Div I Games:

Princeton

Providence

Through Games Of March 7, 2017

Average RPI Win:	221	WON-LOST	WINNING	LAST 10	STRENGTH OF	OPP. STRENGTH	TEAM	ADJ.	CONF.	ADJ CONF.
Average RPI Loss:	103	RECORD	PCT. RANK	GAMES	SCHEDULE	OF SCHEDULE	RPI	RPI	RPI	RPI
DIV. I ONLY	12- 18	227	3- 7	172	86	196	196	7	7	
DIV. I NON-CONF.	8- 3	67	0- 0	314	274	121	121	7	7	
TOTALS	RPI 1-25	RPI 26-50	W-L RECORDS	RPI 51-100	RPI 101-150	RPI 150+				
12- 18	0- 4	1- 1	OVERALL	0- 6	0- 0	11- 7				
6- 6	0- 2	1- 0	HOME	0- 3	0- 0	5- 1				
4- 11	0- 2	0- 1	AWAY	0- 3	0- 0	4- 5				
2- 1	0- 0	0- 0	NEUTRAL	0- 0	0- 0	2- 1				
8- 3	0- 0	0- 0	NON-CONFERENCE	0- 0	0- 0	8- 3				
3- 0	0- 0	0- 0	HOME	0- 0	0- 0	3- 0				
3- 3	0- 0	0- 0	AWAY	0- 0	0- 0	3- 3				
2- 0	0- 0	0- 0	NEUTRAL	0- 0	0- 0	2- 0				
4- 15	0- 4	1- 1	CONFERENCE	0- 6	0- 0	3- 4				
3- 6	0- 2	1- 0	HOME	0- 3	0- 0	2- 1				
1- 8	0- 2	0- 1	AWAY	0- 3	0- 0	1- 2				
0- 1	0- 0	0- 0	NEUTRAL	0- 0	0- 0	0- 1				

RPI 1-25				RPI 26-50				RPI 51-100				RPI 101+ Team's RPI: 196			
RPI	S	Opponent	Score	RPI	S	Opponent	Score	RPI	S	Opponent	Score	RPI	S	Opponent	Score
17	A	DePaul	56 61	27	A	Marquette	74 79	67	A	Villanova	43 61	152	A	Brown	70 77
17	H	DePaul	55 64	27	H	Marquette	66 64	67	H	Villanova	59 64	176	A	Boston College	53 57
24	A	Creighton	57 88					68	A	Georgetown	70 72	183	A	Hartford	77 65
24	H	Creighton	51 58					68	H	Georgetown	39 71	195	A	Columbia	64 66
								70	A	St. John's (NY)	50 60	198	A	Seton Hall	43 55
								70	H	St. John's (NY)	47 71	198	H	Seton Hall	74 57
												198	N	Seton Hall	60 73
												205	A	Xavier	57 67
												205	H	Xavier	51 54
												211	H	Binghamton	71 58
												217	A	Monmouth	62 58
												224	A	UNCW	65 49
												245	N	Miami (OH)	75 59
												258	N	Bryant	62 51
												259	A	Butler	64 58
												259	H	Butler	68 51
												272	H	Colgate	92 85
												303	H	North Dakota St.	86 63
LAST 12 Division I GAMES:															
198	N	Seton Hall	60 73	67	A	Villanova	43 61								
205	A	Xavier	57 67	68	A	Georgetown	70 72								
259	A	Butler	64 58	17	H	DePaul	55 64								
198	H	Seton Hall	74 57	27	H	Marquette	66 64								
70	H	St. John's (NY)	47 71	70	A	St. John's (NY)	50 60								
24	A	Creighton	57 88	198	A	Seton Hall	43 55								

Non-Div I Games:

Providence

Loss, Non-Conf, S Site, H Home A Away N Neutral

Average RPI Win:	152	WON-LOST	WINNING	LAST 10	STRENGTH OF	OPP. STRENGTH	TEAM	ADJ.	CONF.	ADJ CONF.
Average RPI Loss:	61	RECORD	PCT. RANK	GAMES	SCHEDULE	OF SCHEDULE	RPI	RPI	RPI	RPI
DIV. I ONLY	22- 12	97	7- 3	60	71	54	54	6	6	
DIV. I NON-CONF.	9- 5	112	0- 0	169	91	126	126	6	6	
TOTALS	RPI 1-25	RPI 26-50	W-L RECORDS	RPI 51-100	RPI 101-150	RPI 150+				
22- 12	1- 4	4- 2	OVERALL	4- 4	1- 1	12- 1				
10- 5	0- 2	2- 1	HOME	3- 1	0- 0	5- 1				
7- 4	0- 0	1- 1	AWAY	1- 2	1- 1	4- 0				
5- 3	1- 2	1- 0	NEUTRAL	0- 1	0- 0	3- 0				
9- 5	0- 1	1- 0	NON-CONFERENCE	0- 2	1- 1	7- 1				
5- 2	0- 0	1- 0	HOME	0- 1	0- 0	4- 1				
2- 1	0- 0	0- 0	AWAY	0- 0	1- 1	1- 0				
2- 2	0- 1	0- 0	NEUTRAL	0- 1	0- 0	2- 0				
13- 7	1- 3	3- 2	CONFERENCE	4- 2	0- 0	5- 0				
5- 3	0- 2	1- 1	HOME	3- 0	0- 0	1- 0				
5- 3	0- 0	1- 1	AWAY	1- 2	0- 0	3- 0				
3- 1	1- 1	1- 0	NEUTRAL	0- 0	0- 0	1- 0				

RPI S	Opponent	Score	RPI S	Opponent	Score	RPI S	Opponent	Score	RPI S	Opponent	Score
6 N	Stanford	69 78	39 H	Central Mich.	62 51	59 H	IUPUI	62 67	117 A	Ball St.	58 42
16 H	Maryland	70 85	43 A	Michigan St.	76 66	61 H	Iowa	72 52	127 A	Maine	47 67
16 N	Maryland	64 74	43 H	Michigan St.	66 54	67 N	Villanova	44 58	151 N	Northeastern	79 54
25 H	Ohio St.	56 61	47 H	Michigan	62 72	69 A	Northwestern	60 76	159 A	Pittsburgh	67 61
25 N	Ohio St.	71 60	50 A	Indiana	60 74	69 H	Northwestern	61 59	168 H	Southern Ill.	61 64
			50 N	Indiana	66 60	71 A	Minnesota	67 54	182 N	Wichita St.	86 49
						84 A	Penn St.	73 79	197 H	Nebraska	88 45
						84 H	Penn St.	64 51	207 A	Illinois	72 64
									207 N	Illinois	72 58
									212 A	Wisconsin	79 57
									228 A	Rutgers	55 42
									272 H	Colgate	71 51
									280 H	Eastern Mich.	77 50
									315 H	USC Upstate	71 41
									336 H	N.C. Central	61 27
LAST 12 Division I GAMES:											
16 N	Maryland	64 74	61 H	Iowa	72 52						
25 N	Ohio St.	71 60	228 A	Rutgers	55 42						
50 N	Indiana	66 60	84 A	Penn St.	73 79						
207 N	Illinois	72 58	47 H	Michigan	62 72						
69 H	Northwestern	61 59	207 A	Illinois	72 64						
71 A	Minnesota	67 54	16 H	Maryland	70 85						

Non-Div I Games:

Purdue

■ Loss,
 ■ Non-Conf, S Site,
 ■ Home
 ■ Away
 N Neutral

Quinnipiac

Through Games Of March 7, 2017

Average RPI Win:	199	WON-LOST	WINNING	LAST 10	STRENGTH OF	OPP. STRENGTH	TEAM	ADJ.	CONF.	ADJ CONF.
Average RPI Loss:	99	RECORD	PCT. RANK	GAMES	SCHEDULE	OF SCHEDULE	RPI	RPI	RPI	RPI
DIV. I ONLY	27- 6	17	10- 0	105	190	32	32	19	19	
DIV. I NON-CONF.	7- 3	83	0- 0	7	93	14	14	17	17	
TOTALS	RPI 1-25	RPI 26-50	W-L RECORDS	RPI 51-100	RPI 101-150	RPI 150+				
27- 6	0- 2	1- 1	OVERALL	0- 0	8- 1	18- 2				
12- 1	0- 0	0- 1	HOME	0- 0	3- 0	9- 0				
10- 4	0- 0	1- 0	AWAY	0- 0	1- 0	8- 1				
5- 1	0- 1	0- 0	NEUTRAL	0- 0	4- 0	1- 0				
7- 3	0- 2	1- 1	NON-CONFERENCE	0- 0	3- 0	3- 0				
2- 1	0- 0	0- 1	HOME	0- 0	1- 0	1- 0				
3- 1	0- 1	1- 0	AWAY	0- 0	0- 0	2- 0				
2- 1	0- 1	0- 0	NEUTRAL	0- 0	2- 0	0- 0				
20- 3	0- 0	0- 0	CONFERENCE	0- 0	5- 1	15- 2				
10- 0	0- 0	0- 0	HOME	0- 0	2- 0	8- 0				
7- 3	0- 0	0- 0	AWAY	0- 0	1- 1	6- 2				
3- 0	0- 0	0- 0	NEUTRAL	0- 0	2- 0	1- 0				

RPI 1-25			RPI 26-50			Team's RPI: 32	RPI 51-100			RPI 101+		
RPI	S	Opponent	Score	RPI	S	Opponent	Score	RPI	S	Opponent	Score	RPI
4	N	Oregon St.	60 75	33	A	Dayton	63 60	103	H	FGCU	66 56	
18	A	Temple	68 71	43	H	Michigan St.	54 71	106	A	Rider	91 79	
								106	H	Rider	79 53	
								106	N	Rider	81 73	
								124	N	Long Beach St.	63 60	
								140	N	New Mexico St.	49 46	
								147	A	Iona	44 58	
								147	H	Iona	53 45	
								147	N	Iona	64 59	
								151	H	Northeastern	76 59	
								163	A	Fairfield	52 65	
								163	H	Fairfield	60 55	
								177	A	Siena	76 60	
								177	H	Siena	73 47	
								183	A	Hartford	82 59	
								217	A	Monmouth	58 61	
								217	H	Monmouth	74 54	
								234	A	Marist	70 36	
								234	H	Marist	79 57	
								253	A	Canisius	64 53	
								253	H	Canisius	62 49	
								253	N	Canisius	63 58	
								265	A	Niagara	71 64	
								265	H	Niagara	61 45	
								278	A	Manhattan	69 49	
								278	H	Manhattan	81 38	
LAST 12 Division I GAMES:												
		106	N	Rider	81	73			147	H	Iona	53 45
		147	N	Iona	64	59			177	A	Siena	76 60
		253	N	Canisius	63	58			234	H	Marist	79 57
		253	H	Canisius	62	49			217	H	Monmouth	74 54
		234	A	Marist	70	36			163	A	Fairfield	52 65
		278	A	Manhattan	69	49			147	A	Iona	44 58

Non-Div I Games:

Quinnipiac

Loss, Non-Conf, S Site, H Home A Away N Neutral

Q
u
i
n
n
i
p
i
a
c

Quinnipiac
RPI S Opponent Score

Through Games Of March 7, 2017

RPI	S	Opponent	Score	
317	A	Holy Cross	78	55
327	A	Saint Peter's	84	51
327	H	Saint Peter's	82	47

Q
u
i
n
n
i
p
i
a
c

Quinnipiac

Average RPI Win:	256	WON-LOST	WINNING	LAST 10	STRENGTH OF	OPP. STRENGTH	TEAM	ADJ.	CONF.	ADJ CONF.
Average RPI Loss:	178	RECORD	PCT. RANK	GAMES	SCHEDULE	OF SCHEDULE	RPI	RPI	RPI	RPI
DIV. I ONLY	20- 7	49	7- 3	324	271	128	128	28	28	
DIV. I NON-CONF.	6- 3	97	0- 0	295	42	95	95	28	28	
TOTALS	RPI 1-25	RPI 26-50	W-L RECORDS	RPI 51-100	RPI 101-150	RPI 150+				
20- 7	0- 1	0- 0	OVERALL	1- 0	0- 1	19- 5				
11- 0	0- 0	0- 0	HOME	0- 0	0- 0	11- 0				
9- 7	0- 0	0- 0	AWAY	1- 0	0- 1	8- 1				
0- 0	0- 0	0- 0	NEUTRAL	0- 0	0- 0	0- 0				
6- 3	0- 1	0- 0	NON-CONFERENCE	1- 0	0- 1	5- 1				
2- 0	0- 0	0- 0	HOME	0- 0	0- 0	2- 0				
4- 3	0- 1	0- 0	AWAY	1- 0	0- 1	3- 1				
0- 0	0- 0	0- 0	NEUTRAL	0- 0	0- 0	0- 0				
14- 4	0- 0	0- 0	CONFERENCE	0- 0	0- 0	14- 4				
9- 0	0- 0	0- 0	HOME	0- 0	0- 0	9- 0				
5- 4	0- 0	0- 0	AWAY	0- 0	0- 0	5- 4				
0- 0	0- 0	0- 0	NEUTRAL	0- 0	0- 0	0- 0				

RPI 1-25				RPI 26-50				RPI 51-100				RPI 101+ Team's RPI: 128			
RPI	S	Opponent	Score	RPI	S	Opponent	Score	RPI	S	Opponent	Score	RPI	S	Opponent	Score
14	A	Kentucky	36 59					86	A	Wake Forest	68 60	105	A	Virginia Tech	52 71
												189	A	Campbell	61 42
												189	H	Campbell	49 48
												192	A	George Mason	56 70
												200	A	UNCG	70 54
												215	A	Appalachian St.	57 54
												220	A	High Point	64 74
												220	H	High Point	59 56
												227	A	Liberty	48 49
												227	H	Liberty	76 68
												230	A	Presbyterian	54 58
												230	H	Presbyterian	60 50
												238	A	UNC Asheville	64 62
												238	H	UNC Asheville	76 73
												256	A	Charleston So.	45 57
												256	H	Charleston So.	67 59
												277	A	Davidson	44 40
												279	H	Western Caro.	67 39
												281	H	Tennessee Tech	79 46
												312	A	Gardner-Webb	51 42
												312	H	Gardner-Webb	67 57
												342	A	Winthrop	60 50
												342	H	Winthrop	74 49
												343	A	Longwood	74 34
												343	H	Longwood	73 55
LAST 12 Division I GAMES:															
220	A	High Point	64 74	256	H	Charleston So.	67 59								
189	H	Campbell	49 48	227	A	Liberty	48 49								
238	H	UNC Asheville	76 73	342	H	Winthrop	74 49								
312	A	Gardner-Webb	51 42	230	A	Presbyterian	54 58								
230	H	Presbyterian	60 50	238	A	UNC Asheville	64 62								
343	A	Longwood	74 34	227	H	Liberty	76 68								

Non-Div I Games: Concord 78 51 Davis & Elkins 67 57

Radford

■ Loss,
 ■ Non-Conf, S Site,
 ■ Home
 ■ Away
 N Neutral

Rhode Island

Through Games Of March 7, 2017

Average RPI Win:	234	WON-LOST	WINNING	LAST 10	STRENGTH OF	OPP. STRENGTH	TEAM	ADJ.	CONF.	ADJ CONF.
Average RPI Loss:	152	RECORD	PCT. RANK	GAMES	SCHEDULE	OF SCHEDULE	RPI	RPI	RPI	RPI
DIV. I ONLY	6- 23	316	2- 8	194	136	302	302	12	12	
DIV. I NON-CONF.	4- 8	230	0- 0	189	163	235	235	12	12	
TOTALS	RPI 1-25	RPI 26-50	W-L RECORDS	RPI 51-100	RPI 101-150	RPI 150+				
6- 23	0- 0	0- 3	OVERALL	0- 4	1- 4	5- 12				
4- 9	0- 0	0- 1	HOME	0- 3	1- 2	3- 3				
2- 13	0- 0	0- 2	AWAY	0- 1	0- 2	2- 8				
0- 1	0- 0	0- 0	NEUTRAL	0- 0	0- 0	0- 1				
4- 8	0- 0	0- 2	NON-CONFERENCE	0- 2	0- 0	4- 4				
2- 3	0- 0	0- 1	HOME	0- 1	0- 0	2- 1				
2- 4	0- 0	0- 1	AWAY	0- 1	0- 0	2- 2				
0- 1	0- 0	0- 0	NEUTRAL	0- 0	0- 0	0- 1				
2- 15	0- 0	0- 1	CONFERENCE	0- 2	1- 4	1- 8				
2- 6	0- 0	0- 0	HOME	0- 2	1- 2	1- 2				
0- 9	0- 0	0- 1	AWAY	0- 0	0- 2	0- 6				
0- 0	0- 0	0- 0	NEUTRAL	0- 0	0- 0	0- 0				

RPI	S	Opponent	Score	RPI	S	Opponent	Score	RPI	S	Opponent	Score	RPI	S	Opponent	Score	Team's RPI: 302
31	A	Syracuse	49 95	52	H	George Washington	44 72	111	A	Saint Joseph's	51 77					
33	A	Dayton	51 81	55	H	Penn	43 75	111	H	Saint Joseph's	49 75					
43	H	Michigan St.	48 85	63	A	Toledo	50 65	122	H	Fordham	69 74					
				93	H	Saint Louis	50 68	125	H	Duquesne	71 69					
								144	A	VCU	57 68					
								152	A	Brown	65 76					
								163	A	Fairfield	72 65					
								170	A	La Salle	51 70					
								170	H	La Salle	49 58					
								186	A	Kansas	36 72					
								192	A	George Mason	51 60					
								216	H	Dartmouth	52 62					
								229	H	Samford	78 63					
								233	A	Richmond	51 67					
								233	H	Richmond	53 58					
								234	H	Marist	82 61					
								248	A	St. Bonaventure	69 78					
								258	N	Bryant	56 62					
								277	A	Davidson	64 74					
								309	A	Massachusetts	67 68					
								309	H	Massachusetts	53 50					
								344	A	UMass Lowell	64 57					
LAST 12 Division I GAMES:																
111	A	Saint Joseph's	51 77	233	A	Richmond	51 67									
309	H	Massachusetts	53 50	170	H	La Salle	49 58									
125	H	Duquesne	71 69	33	A	Dayton	51 81									
192	A	George Mason	51 60	111	H	Saint Joseph's	49 75									
277	A	Davidson	64 74	93	H	Saint Louis	50 68									
52	H	George Washington	44 72	144	A	VCU	57 68									

Non-Div I Games:

Rhode Island

■ Loss,
■ Non-Conf,
■ S Site,
■ H Home
■ A Away
N Neutral

Average RPI Win:	257	WON-LOST	WINNING	LAST 10	STRENGTH OF	OPP. STRENGTH	TEAM	ADJ.	CONF.	ADJ CONF.
Average RPI Loss:	116	RECORD	PCT. RANK	GAMES	SCHEDULE	OF SCHEDULE	RPI	RPI	RPI	RPI
DIV. I ONLY	16- 12	123	6- 4	240	205	161	161	14	14	
DIV. I NON-CONF.	8- 2	49	0- 0	331	324	119	119	16	16	
TOTALS	RPI 1-25	RPI 26-50	W-L RECORDS	RPI 51-100	RPI 101-150	RPI 150+				
16- 12	0- 0	0- 2	OVERALL	0- 2	2- 6	14- 2				
8- 5	0- 0	0- 1	HOME	0- 0	1- 3	7- 1				
8- 7	0- 0	0- 1	AWAY	0- 2	1- 3	7- 1				
0- 0	0- 0	0- 0	NEUTRAL	0- 0	0- 0	0- 0				
8- 2	0- 0	0- 1	NON-CONFERENCE	0- 1	0- 0	8- 0				
4- 0	0- 0	0- 0	HOME	0- 0	0- 0	4- 0				
4- 2	0- 0	0- 1	AWAY	0- 1	0- 0	4- 0				
0- 0	0- 0	0- 0	NEUTRAL	0- 0	0- 0	0- 0				
8- 10	0- 0	0- 1	CONFERENCE	0- 1	2- 6	6- 2				
4- 5	0- 0	0- 1	HOME	0- 0	1- 3	3- 1				
4- 5	0- 0	0- 0	AWAY	0- 1	1- 3	3- 1				
0- 0	0- 0	0- 0	NEUTRAL	0- 0	0- 0	0- 0				

RPI 1-25				RPI 26-50				RPI 51-100				RPI 101+				Team's RPI: 161
RPI	S	Opponent	Score	RPI	S	Opponent	Score	RPI	S	Opponent	Score	RPI	S	Opponent	Score	
				36	A	LSU	55 66	80	A	Oklahoma St.	51 65	114	A	Charlotte	55 52	
				40	H	Western Ky.	75 80	81	A	Middle Tenn.	61 71	114	H	Charlotte	51 69	
												118	A	Southern Miss.	60 79	
												118	H	Southern Miss.	76 68	
												130	A	Old Dominion	66 81	
												130	H	Old Dominion	47 59	
												145	A	Louisiana Tech	51 62	
												145	H	Louisiana Tech	67 70	
												174	A	UAB	61 62	
												178	A	UTSA	66 61	
												185	A	Texas Southern	52 49	
												194	A	North Texas	51 49	
												194	H	North Texas	69 77	
												246	H	Marshall	84 74	
												247	H	Grand Canyon	64 50	
												267	H	Prairie View	68 57	
												283	H	A&M-Corpus Christi	70 36	
												300	A	UTEP	80 76	
												307	H	FIU	74 55	
												331	A	La.-Monroe	93 50	
												332	A	Incarinate Word	60 43	
												337	H	Fla. Atlantic	89 55	
												338	A	Houston Baptist	79 53	
												340	H	Sam Houston St.	77 51	
LAST 12 Division I GAMES:																
				40	H	Western Ky.	75 80	337	H	Fla. Atlantic	89 55					
				246	H	Marshall	84 74	307	H	FIU	74 55					
				145	A	Louisiana Tech	51 62	194	H	North Texas	69 77					
				118	A	Southern Miss.	60 79	114	A	Charlotte	55 52					
				300	A	UTEP	80 76	130	A	Old Dominion	66 81					
				178	A	UTSA	66 61	118	H	Southern Miss.	76 68					

Non-Div I Games: Huston-Tillotson 96 62

Rice

■ Loss,
 ■ Non-Conf,
 ■ S Site,
 ■ Home
 ■ A Away
 N Neutral

Average RPI Win:	264	WON-LOST	WINNING	LAST 10	STRENGTH OF	OPP. STRENGTH	TEAM	ADJ.	CONF.	ADJ CONF.
Average RPI Loss:	127	RECORD	PCT. RANK	GAMES	SCHEDULE	OF SCHEDULE	RPI	RPI	RPI	RPI
DIV. I ONLY	13- 17	211	4- 6	262	162	233	233	12	12	
DIV. I NON-CONF.	6- 7	182	0- 0	264	285	244	244	12	12	
TOTALS	RPI 1-25	RPI 26-50	W-L RECORDS	RPI 51-100	RPI 101-150	RPI 150+				
13- 17	0- 0	0- 1	OVERALL	0- 4	1- 6	12- 6				
6- 8	0- 0	0- 0	HOME	0- 3	1- 1	5- 4				
5- 8	0- 0	0- 1	AWAY	0- 1	0- 5	5- 1				
2- 1	0- 0	0- 0	NEUTRAL	0- 0	0- 0	2- 1				
6- 7	0- 0	0- 0	NON-CONFERENCE	0- 2	0- 1	6- 4				
2- 4	0- 0	0- 0	HOME	0- 2	0- 0	2- 2				
2- 2	0- 0	0- 0	AWAY	0- 0	0- 1	2- 1				
2- 1	0- 0	0- 0	NEUTRAL	0- 0	0- 0	2- 1				
7- 10	0- 0	0- 1	CONFERENCE	0- 2	1- 5	6- 2				
4- 4	0- 0	0- 0	HOME	0- 1	1- 1	3- 2				
3- 6	0- 0	0- 1	AWAY	0- 1	0- 4	3- 0				
0- 0	0- 0	0- 0	NEUTRAL	0- 0	0- 0	0- 0				

RPI 1-25				RPI 26-50				RPI 51-100				RPI 101+				Team's RPI: 233	
RPI	S	Opponent	Score	RPI	S	Opponent	Score	RPI	S	Opponent	Score	RPI	S	Opponent	Score		
				33	A	Dayton	39 55	51	H	Virginia	56 63	111	H	Saint Joseph's	70 52		
								52	H	George Washington	44 63	122	A	Fordham	41 67		
								55	H	Penn	44 47	125	A	Duquesne	61 73		
								93	A	Saint Louis	66 73	129	A	William & Mary	39 67		
												144	A	VCU	64 72		
												144	A	VCU	55 62		
												144	H	VCU	55 57		
												166	A	Hampton	45 72		
												167	H	East Carolina	60 71		
												170	H	La Salle	58 63		
												184	N	Cleveland St.	65 69		
												192	A	George Mason	70 58		
												192	H	George Mason	50 54		
												195	H	Columbia	58 65		
												215	H	Appalachian St.	55 46		
												227	N	Liberty	63 54		
												248	H	St. Bonaventure	61 54		
												257	A	Furman	54 48		
												277	A	Davidson	61 52		
												302	A	Rhode Island	58 53		
												302	H	Rhode Island	67 51		
												309	H	Massachusetts	56 45		
												329	N	Florida A&M	64 51		
												330	H	Morgan St.	54 37		
												337	A	Fla. Atlantic	77 67		
LAST 12 Division I GAMES:																	
				144	A	VCU	64 72	302	H	Rhode Island	67 51						
				52	H	George Washington	44 63	144	H	VCU	55 57						
				93	A	Saint Louis	66 73	277	A	Davidson	61 52						
				309	H	Massachusetts	56 45	125	A	Duquesne	61 73						
				192	A	George Mason	70 58	192	H	George Mason	50 54						
				33	A	Dayton	39 55	170	H	La Salle	58 63						

Non-Div I Games:

Richmond

 Loss,
 Non-Conf,
 S Site,
 H Home
 A Away
N Neutral

Average RPI Win: 233	WON-LOST	WINNING	LAST 10	STRENGTH OF	OPP. STRENGTH	TEAM	ADJ.	CONF.	ADJ CONF.
Average RPI Loss: 120	RECORD	PCT. RANK	GAMES	SCHEDULE	OF SCHEDULE	RPI	RPI	RPI	RPI
DIV. I ONLY	24- 8	39	8- 2	270	206	106	106	19	19
DIV. I NON-CONF.	6- 3	97	0- 0	323	208	159	159	17	17
TOTALS	RPI 1-25	RPI 26-50	W-L RECORDS	RPI 51-100	RPI 101-150	RPI 150+			
24- 8	0- 0	0- 3	OVERALL	0- 1	3- 0	21- 4			
11- 2	0- 0	0- 1	HOME	0- 0	1- 0	10- 1			
11- 4	0- 0	0- 1	AWAY	0- 1	2- 0	9- 2			
2- 2	0- 0	0- 1	NEUTRAL	0- 0	0- 0	2- 1			
6- 3	0- 0	0- 0	NON-CONFERENCE	0- 1	1- 0	5- 2			
3- 0	0- 0	0- 0	HOME	0- 0	0- 0	3- 0			
3- 2	0- 0	0- 0	AWAY	0- 1	1- 0	2- 1			
0- 1	0- 0	0- 0	NEUTRAL	0- 0	0- 0	0- 1			
18- 5	0- 0	0- 3	CONFERENCE	0- 0	2- 0	16- 2			
8- 2	0- 0	0- 1	HOME	0- 0	1- 0	7- 1			
8- 2	0- 0	0- 1	AWAY	0- 0	1- 0	7- 1			
2- 1	0- 0	0- 1	NEUTRAL	0- 0	0- 0	2- 0			

RPI S	Opponent	Score	RPI S	Opponent	Score	RPI S	Opponent	Score	RPI S	Opponent	Score	Team's RPI: 106
			32 A	Quinnipiac	53 79	95 A	UCF	30 49	116 A	Princeton	70 62	
			32 H	Quinnipiac	79 91				147 A	Iona	52 36	
			32 N	Quinnipiac	73 81				147 H	Iona	85 65	
									163 A	Fairfield	49 53	
									163 H	Fairfield	67 68	
									163 N	Fairfield	49 36	
									170 H	La Salle	74 61	
									177 A	Siena	62 61	
									177 H	Siena	72 70	
									198 A	Seton Hall	81 89	
									201 A	Towson	79 75	
									217 A	Monmouth	71 69	
									217 H	Monmouth	75 63	
									217 N	Monmouth	67 51	
									234 A	Marist	69 56	
									234 H	Marist	65 46	
									248 N	St. Bonaventure	47 60	
									253 A	Canisius	71 70	
									253 H	Canisius	61 50	
									265 A	Niagara	78 58	
									265 H	Niagara	62 41	
									278 A	Manhattan	53 36	
									278 H	Manhattan	73 64	
									299 H	Lafayette	76 58	
									304 A	Lehigh	75 68	
									324 H	St. Francis Brooklyn	77 60	
LAST 12 Division I GAMES:												
			32 N	Quinnipiac	73 81	234 H	Marist	65 46				
			163 N	Fairfield	49 36	253 H	Canisius	61 50				
			217 N	Monmouth	67 51	147 A	Iona	52 36				
			163 A	Fairfield	49 53	177 H	Siena	72 70				
			265 H	Niagara	62 41	217 A	Monmouth	71 69				
			217 H	Monmouth	75 63	327 H	Saint Peter's	47 46				

Non-Div I Games:

Rider

■ Loss,
 ■ Non-Conf,
 ■ S Site,
 ■ Home
 ■ A Away
 N Neutral

R
i
d
e
r

Rider
RPI S Opponent Score

Through Games Of March 7, 2017

RPI	S	Opponent	Score	
327	A	Saint Peter's	56	43
327	H	Saint Peter's	47	46

R
i
d
e
r

Rider

Average RPI Win:	290	WON-LOST	WINNING	LAST 10	STRENGTH OF	OPP. STRENGTH	TEAM	ADJ.	CONF.	ADJ CONF.
Average RPI Loss:	195	RECORD	PCT. RANK	GAMES	SCHEDULE	OF SCHEDULE	RPI	RPI	RPI	RPI
DIV. I ONLY	19- 10	92	9- 1	332	333	191	191	31	31	
DIV. I NON-CONF.	4- 6	209	0- 0	238	196	196	196	32	32	
TOTALS	RPI 1-25	RPI 26-50	W-L RECORDS	RPI 51-100	RPI 101-150	RPI 150+				
19- 10	0- 0	0- 0	OVERALL	1- 2	0- 2	18- 6				
9- 3	0- 0	0- 0	HOME	0- 0	0- 0	9- 3				
10- 6	0- 0	0- 0	AWAY	1- 1	0- 2	9- 3				
0- 1	0- 0	0- 0	NEUTRAL	0- 1	0- 0	0- 0				
4- 6	0- 0	0- 0	NON-CONFERENCE	1- 2	0- 2	3- 2				
1- 1	0- 0	0- 0	HOME	0- 0	0- 0	1- 1				
3- 4	0- 0	0- 0	AWAY	1- 1	0- 2	2- 1				
0- 1	0- 0	0- 0	NEUTRAL	0- 1	0- 0	0- 0				
15- 4	0- 0	0- 0	CONFERENCE	0- 0	0- 0	15- 4				
8- 2	0- 0	0- 0	HOME	0- 0	0- 0	8- 2				
7- 2	0- 0	0- 0	AWAY	0- 0	0- 0	7- 2				
0- 0	0- 0	0- 0	NEUTRAL	0- 0	0- 0	0- 0				

RPI 1-25			RPI 26-50			RPI 51-100			RPI 101+ Team's RPI: 191		
RPI	S	Opponent	Score	RPI	S	Opponent	Score	RPI	S	Opponent	Score
								61	A	Iowa	60 81
								92	A	Kent St.	68 65
								98	N	Stetson	60 68
								110	A	Vanderbilt	59 75
								135	A	Delaware	65 67
								193	A	Sacred Heart	59 69
								193	H	Sacred Heart	66 56
								213	H	Howard	59 42
								217	H	Monmouth	56 69
								242	A	Saint Francis (PA)	70 68
								242	H	Saint Francis (PA)	55 70
								258	A	Bryant	59 62
								258	H	Bryant	62 46
								289	A	Mt. St. Mary's	50 44
								289	H	Mt. St. Mary's	70 58
								299	A	Lafayette	62 51
								306	A	Central Conn. St.	62 39
								306	H	Central Conn. St.	55 46
								307	A	FIU	57 59
								324	A	St. Francis Brooklyn	61 54
								324	H	St. Francis Brooklyn	49 56
								330	A	Morgan St.	58 44
								335	A	LIU Brooklyn	64 54
								335	H	LIU Brooklyn	83 42
								339	A	Fairleigh Dickinson	66 64
								339	H	Fairleigh Dickinson	68 35
								339	H	Fairleigh Dickinson	62 48
								341	A	Wagner	82 63
								341	H	Wagner	74 41
LAST 12 Division I GAMES:											
339	H	Fairleigh Dickinson	68 35	341	H	Wagner	74 41				
339	H	Fairleigh Dickinson	62 48	335	A	LIU Brooklyn	64 54				
193	H	Sacred Heart	66 56	324	A	St. Francis Brooklyn	61 54				
258	A	Bryant	59 62	242	A	Saint Francis (PA)	70 68				
306	A	Central Conn. St.	62 39	289	A	Mt. St. Mary's	50 44				
289	H	Mt. St. Mary's	70 58	306	H	Central Conn. St.	55 46				

Non-Div I Games: Point Park 69 52

Robert Morris

Loss, Non-Conf, S Site, H Home A Away N Neutral

Average RPI Win: 145	WON-LOST	WINNING	LAST 10	STRENGTH OF	OPP. STRENGTH	TEAM	ADJ.	CONF.	ADJ CONF.
Average RPI Loss: 84	RECORD	PCT. RANK	GAMES	SCHEDULE	OF SCHEDULE	RPI	RPI	RPI	RPI
DIV. I ONLY	6- 24	320	0- 10	44	59	228	228	6	6
DIV. I NON-CONF.	3- 10	280	0- 0	13	44	184	184	6	6
TOTALS	RPI 1-25	RPI 26-50	W-L RECORDS	RPI 51-100	RPI 101-150	RPI 150+			
6- 24	0- 4	1- 4	OVERALL	2- 10	0- 1	3- 5			
6- 9	0- 3	1- 2	HOME	2- 4	0- 0	3- 0			
0- 14	0- 1	0- 2	AWAY	0- 6	0- 1	0- 4			
0- 1	0- 0	0- 0	NEUTRAL	0- 0	0- 0	0- 1			
3- 10	0- 2	0- 2	NON-CONFERENCE	1- 4	0- 1	2- 1			
3- 4	0- 2	0- 1	HOME	1- 1	0- 0	2- 0			
0- 6	0- 0	0- 1	AWAY	0- 3	0- 1	0- 1			
0- 0	0- 0	0- 0	NEUTRAL	0- 0	0- 0	0- 0			
3- 14	0- 2	1- 2	CONFERENCE	1- 6	0- 0	1- 4			
3- 5	0- 1	1- 1	HOME	1- 3	0- 0	1- 0			
0- 8	0- 1	0- 1	AWAY	0- 3	0- 0	0- 3			
0- 1	0- 0	0- 0	NEUTRAL	0- 0	0- 0	0- 1			

RPI	S	Opponent	Score	RPI	S	Opponent	Score	RPI	S	Opponent	Score	RPI	S	Opponent	Score	Team's RPI: 228
8	H	Duke	32 68	29	A	Elon	54 66	51	A	Virginia	54 62	116	A	Princeton	34 64	
16	A	Maryland	71 80	42	H	James Madison	76 82	54	H	Purdue	42 55	175	A	Houston	51 53	
18	H	Temple	37 48	43	H	Michigan St.	62 58	61	A	Iowa	57 71	197	A	Nebraska	58 62	
25	H	Ohio St.	45 73	47	A	Michigan	50 63	61	H	Iowa	59 71	198	H	Seton Hall	53 45	
				50	H	Indiana	52 63	66	H	Chattanooga	53 66	207	A	Illinois	41 78	
								69	A	Northwestern	38 60	212	A	Wisconsin	41 53	
								69	H	Northwestern	37 55	212	H	Wisconsin	68 52	
								70	A	St. John's (NY)	39 65	212	N	Wisconsin	55 61	
								71	A	Minnesota	46 80	258	H	Bryant	50 42	
								72	H	Bucknell	57 53					
								84	H	Penn St.	61 45					
								86	A	Wake Forest	43 55					
LAST 12 Division I GAMES:																
212	N	Wisconsin	55 61	50	H	Indiana	52 63									
25	H	Ohio St.	45 73	61	A	Iowa	57 71									
69	A	Northwestern	38 60	69	H	Northwestern	37 55									
212	A	Wisconsin	41 53	16	A	Maryland	71 80									
54	H	Purdue	42 55	61	H	Iowa	59 71									
71	A	Minnesota	46 80	43	H	Michigan St.	62 58									

Non-Div I Games:

Rutgers

■ Loss,
■ Non-Conf,
■ S Site,
■ H Home
■ A Away
N Neutral

SFA				STRENGTH OF SCHEDULE	OPP. STRENGTH OF SCHEDULE	TEAM RPI	ADJ. RPI	CONF. RPI	ADJ CONF. RPI
Average RPI Win:	255	WON-LOST RECORD	WINNING PCT. RANK						
Average RPI Loss:	115		LAST 10 GAMES						
DIV. I ONLY	20- 6	31	7- 3	263	290	99	99	27	27
DIV. I NON-CONF.	6- 2	63	0- 0	162	193	50	50	27	27
TOTALS	RPI 1-25	RPI 26-50	W-L RECORDS	RPI 51-100	RPI 101-150	RPI 150+			
20- 6	0- 1	0- 0	OVERALL	1- 3	3- 1	16- 1			
9- 2	0- 0	0- 0	HOME	0- 1	1- 1	8- 0			
11- 4	0- 1	0- 0	AWAY	1- 2	2- 0	8- 1			
0- 0	0- 0	0- 0	NEUTRAL	0- 0	0- 0	0- 0			
6- 2	0- 1	0- 0	NON-CONFERENCE	1- 1	1- 0	4- 0			
2- 0	0- 0	0- 0	HOME	0- 0	0- 0	2- 0			
4- 2	0- 1	0- 0	AWAY	1- 1	1- 0	2- 0			
0- 0	0- 0	0- 0	NEUTRAL	0- 0	0- 0	0- 0			
14- 4	0- 0	0- 0	CONFERENCE	0- 2	2- 1	12- 1			
7- 2	0- 0	0- 0	HOME	0- 1	1- 1	6- 0			
7- 2	0- 0	0- 0	AWAY	0- 1	1- 0	6- 1			
0- 0	0- 0	0- 0	NEUTRAL	0- 0	0- 0	0- 0			

RPI 1-25				RPI 26-50				RPI 51-100 Team's RPI: 99				RPI 101+			
RPI	S	Opponent	Score	RPI	S	Opponent	Score	RPI	S	Opponent	Score	RPI	S	Opponent	Score
22	A	Texas A&M	48 63					76	A	South Dakota	74 80	107	A	Abilene Christian	70 61
								83	A	UT Arlington	65 60	107	H	Abilene Christian	73 80
								97	A	Central Ark.	58 70	131	H	Lamar University	74 66
								97	H	Central Ark.	63 67	145	A	Louisiana Tech	60 58
												192	A	George Mason	77 76
												219	A	New Orleans	71 67
												219	H	New Orleans	88 61
												267	H	Prairie View	88 64
												283	H	A&M-Corpus Christi	64 56
												286	A	McNeese	96 65
												287	A	Nicholls St.	82 77
												287	H	Nicholls St.	80 55
												291	A	Coppin St.	72 57
												293	A	Northwestern St.	72 76
												293	H	Northwestern St.	80 67
												325	H	Montana	54 46
												328	A	Southeastern La.	92 62
												332	A	Incarinate Word	94 75
												338	H	Houston Baptist	86 49
												340	A	Sam Houston St.	83 65
												340	H	Sam Houston St.	64 49
LAST 12 Division I GAMES:															
340	H	Sam Houston St.	64 49	131	H	Lamar University	74 66								
293	H	Northwestern St.	80 67	287	A	Nicholls St.	82 77								
97	A	Central Ark.	58 70	293	A	Northwestern St.	72 76								
219	A	New Orleans	71 67	340	A	Sam Houston St.	83 65								
328	A	Southeastern La.	92 62	219	H	New Orleans	88 61								
107	H	Abilene Christian	73 80	97	H	Central Ark.	63 67								

Non-Div I Games: Okla. Panhandle 77 43 Tex. Permian Basin 89 70 LSU-Shreveport 93 56

SFA

Loss, Non-Conf, S Site, H Home A Away N Neutral

SIUE				Through Games Of March 7, 2017						
Average RPI Win:	269	WON-LOST	WINNING	LAST 10	STRENGTH OF	OPP. STRENGTH	TEAM	ADJ.	CONF.	ADJ CONF.
Average RPI Loss:	150	RECORD	PCT. RANK	GAMES	SCHEDULE	OF SCHEDULE	RPI	RPI	RPI	RPI
DIV. I ONLY	13- 17	211	6- 4	168	279	206	206	26	26	
DIV. I NON-CONF.	3- 9	275	0- 0	31	239	197	197	26	26	
TOTALS	RPI 1-25	RPI 26-50	W-L RECORDS	RPI 51-100	RPI 101-150	RPI 150+				
13- 17	0- 1	0- 1	OVERALL	0- 6	0- 1	13- 8				
8- 3	0- 0	0- 0	HOME	0- 1	0- 0	8- 2				
3- 10	0- 1	0- 1	AWAY	0- 4	0- 0	3- 4				
2- 4	0- 0	0- 0	NEUTRAL	0- 1	0- 1	2- 2				
3- 9	0- 1	0- 1	NON-CONFERENCE	0- 5	0- 1	3- 1				
2- 1	0- 0	0- 0	HOME	0- 1	0- 0	2- 0				
0- 5	0- 1	0- 1	AWAY	0- 3	0- 0	0- 0				
1- 3	0- 0	0- 0	NEUTRAL	0- 1	0- 1	1- 1				
10- 8	0- 0	0- 0	CONFERENCE	0- 1	0- 0	10- 7				
6- 2	0- 0	0- 0	HOME	0- 0	0- 0	6- 2				
3- 5	0- 0	0- 0	AWAY	0- 1	0- 0	3- 4				
1- 1	0- 0	0- 0	NEUTRAL	0- 0	0- 0	1- 1				

RPI 1-25				RPI 26-50				RPI 51-100				RPI 101+ Team's RPI: 206			
RPI	S	Opponent	Score	RPI	S	Opponent	Score	RPI	S	Opponent	Score	RPI	S	Opponent	Score
23	A	Missouri	60 72	37	A	South Dakota St.	49 82	56	A	Belmont	67 94	110	N	Vanderbilt	63 73
								60	H	Western Ill.	74 76	168	H	Southern Ill.	60 59
								76	N	South Dakota	68 75	172	N	Bethune-Cookman	78 83
								90	A	Northern Ill.	78 97	179	A	Morehead St.	66 69
								93	A	Saint Louis	49 90	218	A	UT Martin	70 68
								98	A	Stetson	68 78	218	H	UT Martin	72 82
												251	H	Jacksonville St.	69 62
												252	H	Tennessee St.	73 52
												263	A	Austin Peay	62 85
												263	H	Austin Peay	76 69
												264	A	Murray St.	85 76
												264	H	Murray St.	77 84
												268	A	Southeast Mo. St.	74 78
												268	H	Southeast Mo. St.	70 69
												270	A	Eastern Ky.	63 75
												270	N	Eastern Ky.	58 61
												281	H	Tennessee Tech	60 49
												281	N	Tennessee Tech	77 69
												301	A	Eastern Ill.	75 59
												301	H	Eastern Ill.	68 52
												314	H	Illinois St.	92 80
												334	N	Utah Valley	71 64
LAST 12 Division I GAMES:															
				270	N	Eastern Ky.	58 61	268	A	Southeast Mo. St.	74 78				
				281	N	Tennessee Tech	77 69	251	H	Jacksonville St.	69 62				
				301	H	Eastern Ill.	68 52	56	A	Belmont	67 94				
				264	A	Murray St.	85 76	301	A	Eastern Ill.	75 59				
				263	H	Austin Peay	76 69	252	H	Tennessee St.	73 52				
				218	H	UT Martin	72 82	218	A	UT Martin	70 68				

Non-Div I Games: Mo.-St. Louis 59 49

SIUE

Loss, Non-Conf,S Site,H Home A Away N Neutral

Average RPI Win:	169	WON-LOST	WINNING	LAST 10	STRENGTH OF	OPP. STRENGTH	TEAM	ADJ.	CONF.	ADJ CONF.
Average RPI Loss:	83	RECORD	PCT. RANK	GAMES	SCHEDULE	OF SCHEDULE	RPI	RPI	RPI	RPI
DIV. I ONLY	17- 14	144	6- 4	73	65	100	100	5	5	
DIV. I NON-CONF.	9- 4	85	0- 0	149	72	78	78	5	5	
TOTALS	RPI 1-25	RPI 26-50	W-L RECORDS	RPI 51-100	RPI 101-150	RPI 150+				
17- 14	1- 4	0- 2	OVERALL	1- 2	1- 3	14- 3				
11- 3	1- 1	0- 1	HOME	1- 1	1- 0	8- 0				
3- 9	0- 2	0- 0	AWAY	0- 1	0- 3	3- 3				
3- 2	0- 1	0- 1	NEUTRAL	0- 0	0- 0	3- 0				
9- 4	1- 1	0- 0	NON-CONFERENCE	0- 0	0- 2	8- 1				
6- 0	1- 0	0- 0	HOME	0- 0	0- 0	5- 0				
1- 3	0- 0	0- 0	AWAY	0- 0	0- 2	1- 1				
2- 1	0- 1	0- 0	NEUTRAL	0- 0	0- 0	2- 0				
8- 10	0- 3	0- 2	CONFERENCE	1- 2	1- 1	6- 2				
5- 3	0- 1	0- 1	HOME	1- 1	1- 0	3- 0				
2- 6	0- 2	0- 0	AWAY	0- 1	0- 1	2- 2				
1- 1	0- 0	0- 1	NEUTRAL	0- 0	0- 0	1- 0				

RPI	S	Opponent	Score	RPI	S	Opponent	Score	RPI	S	Opponent	Score	RPI	S	Opponent	Score
1	A	UConn	41 83	30	H	South Fla.	51 52	74	H	Tulane	59 71	108	A	Colorado	50 67
1	H	UConn	48 88	30	N	South Fla.	55 62	95	A	UCF	37 63	143	A	Tulsa	59 66
5	N	Mississippi St.	42 91					95	H	UCF	63 58	143	H	Tulsa	62 41
18	A	Temple	52 66									149	A	New Mexico	49 64
22	H	Texas A&M	54 53									162	H	Texas St.	64 56
												164	A	TCU	67 76
												165	A	Memphis	60 39
												165	H	Memphis	53 44
												167	A	East Carolina	57 58
												167	N	East Carolina	60 54
												175	A	Houston	66 45
												175	H	Houston	74 45
												176	N	Boston College	72 64
												181	A	Cincinnati	65 67
												181	H	Cincinnati	64 47
												185	H	Texas Southern	61 36
												186	A	Kansas	75 63
												194	H	North Texas	65 51
												209	N	Grambling	56 36
												214	H	Seattle U	77 43
												267	H	Prairie View	61 54
LAST 12 Division I GAMES:															
				30	N	South Fla.	55 62	18	A	Temple	52 66				
				167	N	East Carolina	60 54	1	A	UConn	41 83				
				175	H	Houston	74 45	95	H	UCF	63 58				
				95	A	UCF	37 63	165	H	Memphis	53 44				
				165	A	Memphis	60 39	143	A	Tulsa	59 66				
				143	H	Tulsa	62 41	30	H	South Fla.	51 52				

Non-Div I Games:

SMU

■ Loss,
 ■ Non-Conf,
 ■ S Site,
 ■ Home
 ■ A Away
 N Neutral

Sacramento St.

Through Games Of March 7, 2017

Average RPI Win:	281	WON-LOST	WINNING	LAST 10	STRENGTH OF	OPP. STRENGTH	TEAM	ADJ.	CONF.	ADJ CONF.
Average RPI Loss:	158	RECORD	PCT. RANK	GAMES	SCHEDULE	OF SCHEDULE	RPI	RPI	RPI	RPI
DIV. I ONLY	9- 20	273	2- 8	242	249	284	284	20	20	
DIV. I NON-CONF.	3- 7	250	0- 0	233	236	295	295	18	18	
TOTALS	RPI 1-25	RPI 26-50	W-L RECORDS	RPI 51-100	RPI 101-150	RPI 150+				
9- 20	0- 0	0- 0	OVERALL	0- 5	0- 8	9- 7				
5- 9	0- 0	0- 0	HOME	0- 3	0- 4	5- 2				
4- 8	0- 0	0- 0	AWAY	0- 2	0- 3	4- 3				
0- 3	0- 0	0- 0	NEUTRAL	0- 0	0- 1	0- 2				
3- 7	0- 0	0- 0	NON-CONFERENCE	0- 3	0- 2	3- 2				
2- 3	0- 0	0- 0	HOME	0- 2	0- 0	2- 1				
1- 2	0- 0	0- 0	AWAY	0- 1	0- 1	1- 0				
0- 2	0- 0	0- 0	NEUTRAL	0- 0	0- 1	0- 1				
6- 13	0- 0	0- 0	CONFERENCE	0- 2	0- 6	6- 5				
3- 6	0- 0	0- 0	HOME	0- 1	0- 4	3- 1				
3- 6	0- 0	0- 0	AWAY	0- 1	0- 2	3- 3				
0- 1	0- 0	0- 0	NEUTRAL	0- 0	0- 0	0- 1				

RPI 1-25				RPI 26-50				RPI 51-100				RPI 101+				Team's RPI: 284	
RPI	S	Opponent	Score	RPI	S	Opponent	Score	RPI	S	Opponent	Score	RPI	S	Opponent	Score		
								53	A	California	73	97	115	A	North Dakota	71	94
								73	H	UC Davis	78	110	115	H	North Dakota	78	92
								77	A	Montana St.	80	84	121	A	Northern Colo.	88	95
								77	H	Montana St.	82	104	121	H	Northern Colo.	74	102
								88	H	Southern California	95	111	137	A	San Francisco	80	91
													138	H	Eastern Wash.	65	72
													140	N	New Mexico St.	73	99
													142	H	Idaho	58	72
													169	A	Idaho St.	60	79
													188	H	Hofstra	97	85
													223	A	Portland St.	77	68
													223	H	Portland St.	86	88
													238	A	Weber St.	60	66
													238	N	Weber St.	97	98
													271	H	Cal Poly	97	96
													282	H	Nevada	95	99
													288	A	Southern Utah	110	104
													288	H	Southern Utah	81	69
													295	A	Northern Ariz.	88	91
													295	H	Northern Ariz.	82	76
													319	N	Youngstown St.	94	102
													325	A	Montana	73	60
													325	H	Montana	99	69
													326	A	UC Irvine	78	70
LAST 12 Division I GAMES:																	
				238	N	Weber St.	97	98	325	H	Montana	99	69				
				121	H	Northern Colo.	74	102	169	A	Idaho St.	60	79				
				115	H	North Dakota	78	92	238	A	Weber St.	60	66				
				288	A	Southern Utah	110	104	142	H	Idaho	58	72				
				295	A	Northern Ariz.	88	91	138	H	Eastern Wash.	65	72				
				77	H	Montana St.	82	104	223	A	Portland St.	77	68				

Non-Div I Games: Stanislaus St. 102 72

Sacramento St.

Loss, Non-Conf, S Site, H Home A Away N Neutral

Sacred Heart

Through Games Of March 7, 2017

Average RPI Win:	280	WON-LOST	WINNING	LAST 10	STRENGTH OF	OPP. STRENGTH	TEAM	ADJ.	CONF.	ADJ CONF.
Average RPI Loss:	192	RECORD	PCT. RANK	GAMES	SCHEDULE	OF SCHEDULE	RPI	RPI	RPI	RPI
DIV. I ONLY	17- 13	129	6- 4	285	335	193	193	31	31	
DIV. I NON-CONF.	3- 8	262	0- 0	74	228	195	195	32	32	
TOTALS	RPI 1-25	RPI 26-50	W-L RECORDS	RPI 51-100	RPI 101-150	RPI 150+				
17- 13	0- 0	0- 1	OVERALL	0- 2	0- 1	17- 9				
11- 3	0- 0	0- 1	HOME	0- 0	0- 0	11- 2				
6- 10	0- 0	0- 0	AWAY	0- 2	0- 1	6- 7				
0- 0	0- 0	0- 0	NEUTRAL	0- 0	0- 0	0- 0				
3- 8	0- 0	0- 1	NON-CONFERENCE	0- 2	0- 1	3- 4				
1- 3	0- 0	0- 1	HOME	0- 0	0- 0	1- 2				
2- 5	0- 0	0- 0	AWAY	0- 2	0- 1	2- 2				
0- 0	0- 0	0- 0	NEUTRAL	0- 0	0- 0	0- 0				
14- 5	0- 0	0- 0	CONFERENCE	0- 0	0- 0	14- 5				
10- 0	0- 0	0- 0	HOME	0- 0	0- 0	10- 0				
4- 5	0- 0	0- 0	AWAY	0- 0	0- 0	4- 5				
0- 0	0- 0	0- 0	NEUTRAL	0- 0	0- 0	0- 0				

RPI 1-25				RPI 26-50				RPI 51-100				RPI 101+ Team's RPI: 193			
RPI	S	Opponent	Score	RPI	S	Opponent	Score	RPI	S	Opponent	Score	RPI	S	Opponent	Score
				44	H	Harvard	60 68	57	A	Iowa St.	56 76	101	A	Buffalo	55 76
								75	A	New Hampshire	43 71	152	H	Brown	66 80
												163	A	Fairfield	56 44
												177	H	Siena	62 58
												183	A	Hartford	64 81
												191	A	Robert Morris	56 66
												191	H	Robert Morris	69 59
												211	A	Binghamton	77 69
												217	H	Monmouth	54 65
												242	A	Saint Francis (PA)	69 83
												242	H	Saint Francis (PA)	73 63
												258	A	Bryant	65 53
												258	H	Bryant	66 59
												289	A	Mt. St. Mary's	59 61
												289	H	Mt. St. Mary's	49 45
												304	A	Lehigh	62 68
												306	A	Central Conn. St.	50 67
												306	H	Central Conn. St.	82 61
												324	A	St. Francis Brooklyn	81 74
												324	H	St. Francis Brooklyn	90 69
												324	H	St. Francis Brooklyn	61 58
												335	A	LIU Brooklyn	51 41
												335	H	LIU Brooklyn	66 48
												339	A	Fairleigh Dickinson	56 58
												339	H	Fairleigh Dickinson	68 60
												341	A	Wagner	70 56
LAST 12 Division I GAMES:															
				324	H	St. Francis Brooklyn	90 69					306	H	Central Conn. St.	82 61
				242	A	Saint Francis (PA)	69 83					339	A	Fairleigh Dickinson	56 58
				191	A	Robert Morris	56 66					258	H	Bryant	66 59
				339	H	Fairleigh Dickinson	68 60					289	A	Mt. St. Mary's	59 61
				335	A	LIU Brooklyn	51 41					335	H	LIU Brooklyn	66 48
				324	H	St. Francis Brooklyn	61 58					289	H	Mt. St. Mary's	49 45

Non-Div I Games:

Sacred Heart

■ Loss,
 ■ Non-Conf,
 ■ S Site,
 ■ Home
 ■ A Away
 N Neutral

RPI	S	Opponent	Score
341	H	Wagner	62 52

Sacred Heart

Average RPI Win: 288		WON-LOST	WINNING	LAST 10	STRENGTH OF	OPP. STRENGTH	TEAM	ADJ.	CONF.	ADJ CONF.
Average RPI Loss: 214		RECORD	PCT. RANK	GAMES	SCHEDULE	OF SCHEDULE	RPI	RPI	RPI	RPI
DIV. I ONLY		16- 14	158	5- 5	318	338	242	242	31	31
DIV. I NON-CONF.		3- 8	262	0- 0	210	279	262	262	32	32
TOTALS		RPI 1-25	RPI 26-50		W-L RECORDS		RPI 51-100	RPI 101-150		RPI 150+
16- 14	0- 0	0- 2		OVERALL		0- 0	0- 2		16- 10	
7- 6	0- 0	0- 0		HOME		0- 0	0- 1		7- 5	
9- 6	0- 0	0- 2		AWAY		0- 0	0- 1		9- 3	
0- 2	0- 0	0- 0		NEUTRAL		0- 0	0- 0		0- 2	
3- 8	0- 0	0- 2		NON-CONFERENCE		0- 0	0- 2		3- 4	
1- 2	0- 0	0- 0		HOME		0- 0	0- 1		1- 1	
2- 4	0- 0	0- 2		AWAY		0- 0	0- 1		2- 1	
0- 2	0- 0	0- 0		NEUTRAL		0- 0	0- 0		0- 2	
13- 6	0- 0	0- 0		CONFERENCE		0- 0	0- 0		13- 6	
6- 4	0- 0	0- 0		HOME		0- 0	0- 0		6- 4	
7- 2	0- 0	0- 0		AWAY		0- 0	0- 0		7- 2	
0- 0	0- 0	0- 0		NEUTRAL		0- 0	0- 0		0- 0	

[illegible]

Non-Div I Games:

Saint Francis (PA)

Loss, Non-Conf, S Site, H Home A Away N Neutral

S
a
i
n
t
F
r
a
n
c
i
s
(
P
A
)

RPI S Saint Francis (PA) Score

Through Games Of March 7, 2017

RPI	S	Opponent	Score	
341	A	Wagner	67	46
341	H	Wagner	71	87

Saint Francis (PA)
P
A
)

S
a
i
n
t
F
r
a
n
c
i
s
(
P
A
)

Saint Joseph's

Through Games Of March 7, 2017

Average RPI Win:	194	WON-LOST	WINNING	LAST 10	STRENGTH OF	OPP. STRENGTH	TEAM	ADJ.	CONF.	ADJ CONF.
Average RPI Loss:	93	RECORD	PCT. RANK	GAMES	SCHEDULE	OF SCHEDULE	RPI	RPI	RPI	RPI
DIV. I ONLY	17- 14	144	8- 2	66	126	111	111	12	12	
DIV. I NON-CONF.	3- 9	275	0- 0	18	114	165	165	12	12	
TOTALS	RPI 1-25	RPI 26-50	W-L RECORDS	RPI 51-100	RPI 101-150	RPI 150+				
17- 14	0- 1	0- 3	OVERALL	2- 5	5- 3	10- 2				
10- 5	0- 1	0- 1	HOME	0- 2	3- 0	7- 1				
6- 7	0- 0	0- 0	AWAY	2- 1	2- 1	2- 0				
1- 2	0- 0	0- 0	NEUTRAL	0- 1	0- 1	1- 0				
3- 9	0- 1	0- 2	NON-CONFERENCE	1- 4	1- 1	1- 1				
1- 5	0- 1	0- 1	HOME	0- 2	0- 0	1- 1				
2- 3	0- 0	0- 1	AWAY	1- 1	1- 1	0- 0				
0- 1	0- 0	0- 0	NEUTRAL	0- 1	0- 0	0- 0				
14- 5	0- 0	0- 1	CONFERENCE	1- 1	4- 2	9- 1				
9- 0	0- 0	0- 0	HOME	0- 0	3- 0	6- 0				
4- 4	0- 0	0- 1	AWAY	1- 1	1- 1	2- 1				
1- 1	0- 0	0- 0	NEUTRAL	0- 0	0- 1	1- 0				

RPI 1-25				RPI 26-50				RPI 51-100				RPI 101+ Team's RPI: 111			
RPI	S	Opponent	Score	RPI	S	Opponent	Score	RPI	S	Opponent	Score	RPI	S	Opponent	Score
18	H	Temple	70 86	33	A	Dayton	59 64	52	A	George Washington	44 53	122	A	Fordham	39 44
				39	A	Central Mich.	71 73	55	A	Penn	57 53	122	H	Fordham	47 44
				42	H	James Madison	72 85	67	H	Villanova	54 62	125	H	Duquesne	60 58
								72	H	Bucknell	61 64	125	N	Duquesne	63 78
								79	A	Drexel	49 60	144	A	VCU	80 70
								87	N	BYU	56 71	144	H	VCU	64 58
								93	A	Saint Louis	66 63	147	A	Iona	57 58
												149	A	New Mexico	79 67
												170	A	La Salle	75 55
												170	H	La Salle	67 58
												170	N	La Salle	66 48
												188	H	Hofstra	64 75
												192	H	George Mason	57 53
												233	A	Richmond	52 70
												248	H	St. Bonaventure	70 53
												277	H	Davidson	69 54
												302	A	Rhode Island	75 49
												302	H	Rhode Island	77 51
												309	H	Massachusetts	81 50
												320	H	NJIT	75 36
LAST 12 Division I GAMES:															
				125	N	Duquesne	63 78	170	H	La Salle	67 58				
				170	N	La Salle	66 48	122	A	Fordham	39 44				
				302	H	Rhode Island	77 51	93	A	Saint Louis	66 63				
				192	H	George Mason	57 53	125	H	Duquesne	60 58				
				277	H	Davidson	69 54	248	H	St. Bonaventure	70 53				
				144	A	VCU	80 70	302	A	Rhode Island	75 49				

Non-Div I Games:

Saint Joseph's

■ Loss,
 ■ Non-Conf,
 ■ S Site,
 ■ Home
 ■ A Away
 N Neutral

Saint Louis

Through Games Of March 7, 2017

Average RPI Win:	214	WON-LOST	WINNING	LAST 10	STRENGTH OF	OPP. STRENGTH	TEAM	ADJ.	CONF.	ADJ CONF.
Average RPI Loss:	95	RECORD	PCT. RANK	GAMES	SCHEDULE	OF SCHEDULE	RPI	RPI	RPI	RPI
DIV. I ONLY	24- 8	39	7- 3	255	108	93	93	12	12	
DIV. I NON-CONF.	10- 3	54	0- 0	321	152	127	127	12	12	
TOTALS	RPI 1-25	RPI 26-50	W-L RECORDS	RPI 51-100	RPI 101-150	RPI 150+				
24- 8	1- 0	0- 4	OVERALL	1- 0	5- 3	17- 1				
12- 3	1- 0	0- 1	HOME	1- 0	3- 1	7- 1				
11- 4	0- 0	0- 2	AWAY	0- 0	1- 2	10- 0				
1- 1	0- 0	0- 1	NEUTRAL	0- 0	1- 0	0- 0				
10- 3	1- 0	0- 1	NON-CONFERENCE	0- 0	1- 1	8- 1				
5- 1	1- 0	0- 0	HOME	0- 0	1- 0	3- 1				
5- 2	0- 0	0- 1	AWAY	0- 0	0- 1	5- 0				
0- 0	0- 0	0- 0	NEUTRAL	0- 0	0- 0	0- 0				
14- 5	0- 0	0- 3	CONFERENCE	1- 0	4- 2	9- 0				
7- 2	0- 0	0- 1	HOME	1- 0	2- 1	4- 0				
6- 2	0- 0	0- 1	AWAY	0- 0	1- 1	5- 0				
1- 1	0- 0	0- 1	NEUTRAL	0- 0	1- 0	0- 0				

RPI 1-25				RPI 26-50				RPI 51-100 Team's RPI: 93				RPI 101+			
RPI	S	Opponent	Score	RPI	S	Opponent	Score	RPI	S	Opponent	Score	RPI	S	Opponent	Score
23	H	Missouri	72 61	33	A	Dayton	62 68	52	H	George Washington	67 59	102	H	Washington St.	73 70
				33	H	Dayton	67 78					111	H	Saint Joseph's	63 66
				33	N	Dayton	65 75					122	H	Fordham	82 58
				45	A	Little Rock	43 56					122	N	Fordham	68 58
												125	A	Duquesne	65 94
												143	A	Tulsa	64 70
												144	A	VCU	62 48
												144	H	VCU	77 72
												170	A	La Salle	79 74
												192	H	George Mason	89 50
												204	A	Loyola Marymount	90 76
												206	H	SIUE	90 49
												232	A	Bradley	68 58
												233	H	Richmond	73 66
												235	H	Indiana St.	67 70
												248	A	St. Bonaventure	74 58
												248	H	St. Bonaventure	64 49
												268	A	Southeast Mo. St.	89 50
												270	H	Eastern Ky.	78 51
												277	A	Davidson	106 69
												298	A	Lipscomb	83 38
												302	A	Rhode Island	68 50
												309	A	Massachusetts	81 60
												309	H	Massachusetts	91 51
												326	A	UC Irvine	79 69
												330	H	Morgan St.	71 43
LAST 12 Division I GAMES:															
				33	N	Dayton	65 75	248	A	St. Bonaventure	74 58				
				122	N	Fordham	68 58	144	H	VCU	77 72				
				309	H	Massachusetts	91 51	111	H	Saint Joseph's	63 66				
				33	A	Dayton	62 68	309	A	Massachusetts	81 60				
				233	H	Richmond	73 66	122	H	Fordham	82 58				
				170	A	La Salle	79 74	52	H	George Washington	67 59				

Non-Div I Games:

Saint Louis

■ Loss,
 ■ Non-Conf,
 ■ S Site,
 ■ H Home
 ■ A Away
 N Neutral

Saint Peter's

Through Games Of March 7, 2017

Average RPI Win:	279	WON-LOST	WINNING	LAST 10	STRENGTH OF	OPP. STRENGTH	TEAM	ADJ.	CONF.	ADJ CONF.
Average RPI Loss:	171	RECORD	PCT. RANK	GAMES	SCHEDULE	OF SCHEDULE	RPI	RPI	RPI	RPI
DIV. I ONLY	3- 27	342	0- 10	180	224	327	327	19	19	
DIV. I NON-CONF.	1- 8	314	0- 0	105	225	303	303	17	17	
TOTALS	RPI 1-25	RPI 26-50	W-L RECORDS	RPI 51-100	RPI 101-150	RPI 150+				
3- 27	0- 2	0- 2	OVERALL	0- 1	0- 5	3- 17				
2- 9	0- 0	0- 1	HOME	0- 0	0- 2	2- 6				
1- 14	0- 0	0- 0	AWAY	0- 0	0- 0	1- 1				
0- 4	0- 0	0- 0	NEUTRAL	0- 0	0- 1	0- 3				
1- 8	0- 2	0- 0	NON-CONFERENCE	0- 1	0- 1	1- 4				
1- 0	0- 0	0- 0	HOME	0- 0	0- 0	1- 0				
0- 5	0- 2	0- 0	AWAY	0- 1	0- 0	0- 2				
0- 3	0- 0	0- 0	NEUTRAL	0- 0	0- 1	0- 2				
2- 19	0- 0	0- 2	CONFERENCE	0- 0	0- 4	2- 13				
1- 9	0- 0	0- 1	HOME	0- 0	0- 2	1- 6				
1- 9	0- 0	0- 1	AWAY	0- 0	0- 2	1- 6				
0- 1	0- 0	0- 0	NEUTRAL	0- 0	0- 0	0- 1				

RPI 1-25				RPI 26-50				RPI 51-100				RPI 101+ Team's RPI: 327			
RPI	S	Opponent	Score	RPI	S	Opponent	Score	RPI	S	Opponent	Score	RPI	S	Opponent	Score
3	A	South Carolina	38 93	32	A	Quinnipiac	47 82	84	A	Penn St.	50 106	106	A	Rider	46 47
16	A	Maryland	49 101	32	H	Quinnipiac	51 84					106	H	Rider	43 56
												127	N	Maine	43 59
												147	A	Iona	50 51
												147	H	Iona	58 66
												152	A	Brown	71 80
												163	A	Fairfield	38 50
												163	H	Fairfield	39 56
												166	N	Hampton	42 71
												177	A	Siena	55 80
												177	H	Siena	60 76
												217	A	Monmouth	59 76
												217	H	Monmouth	42 58
												234	A	Marist	73 69
												234	H	Marist	58 66
												234	N	Marist	60 71
												253	A	Canisius	56 61
												253	H	Canisius	54 59
												254	N	Bowling Green	68 73
												265	A	Niagara	63 71
												265	H	Niagara	78 66
												278	A	Manhattan	44 57
												278	H	Manhattan	65 69
												324	A	St. Francis Brooklyn	52 58
												339	H	Fairleigh Dickinson	65 43
LAST 12 Division I GAMES:															
234	N	Marist	60 71	217	H	Monmouth	42 58	163	A	Fairfield	38 50	278	A	Manhattan	44 57
177	H	Siena	60 76	234	H	Marist	58 66	278	H	Manhattan	65 69	324	A	St. Francis Brooklyn	52 58
147	A	Iona	50 51	278	A	Manhattan	44 57	106	A	Rider	46 47	339	H	Fairleigh Dickinson	65 43
265	A	Niagara	63 71	278	H	Manhattan	65 69								
253	A	Canisius	56 61												
163	H	Fairfield	39 56												

Non-Div I Games:

Saint Peter's

■ Loss,
 ■ Non-Conf,
 ■ S Site,
 ■ Home
 ■ A Away
 N Neutral

Sam Houston St.

Through Games Of March 7, 2017

Average RPI Win:	320	WON-LOST	WINNING	LAST 10	STRENGTH OF	OPP. STRENGTH	TEAM	ADJ.	CONF.	ADJ CONF.
Average RPI Loss:	198	RECORD	PCT. RANK	GAMES	SCHEDULE	OF SCHEDULE	RPI	RPI	RPI	RPI
DIV. I ONLY	3- 24	338	2- 8	247	309	340	340	27	27	
DIV. I NON-CONF.	0- 9	335	0- 0	196	290	341	341	27	27	
TOTALS	RPI 1-25	RPI 26-50	W-L RECORDS	RPI 51-100	RPI 101-150	RPI 150+				
3- 24	0- 0	0- 1	OVERALL	0- 3	0- 4	3- 16				
3- 7	0- 0	0- 0	HOME	0- 1	0- 2	3- 4				
0- 16	0- 0	0- 1	AWAY	0- 1	0- 1	0- 9				
0- 1	0- 0	0- 0	NEUTRAL	0- 0	0- 0	0- 1				
0- 9	0- 0	0- 1	NON-CONFERENCE	0- 0	0- 0	0- 8				
0- 1	0- 0	0- 0	HOME	0- 0	0- 0	0- 1				
0- 7	0- 0	0- 1	AWAY	0- 0	0- 0	0- 6				
0- 1	0- 0	0- 0	NEUTRAL	0- 0	0- 0	0- 1				
3- 15	0- 0	0- 0	CONFERENCE	0- 3	0- 4	3- 8				
3- 6	0- 0	0- 0	HOME	0- 1	0- 2	3- 3				
0- 9	0- 0	0- 0	AWAY	0- 2	0- 2	0- 5				
0- 0	0- 0	0- 0	NEUTRAL	0- 0	0- 0	0- 0				

RPI S	Opponent	Score	RPI S	Opponent	Score	RPI S	Opponent	Score	RPI S	Opponent	Score	Team's RPI: 340
36	A LSU	41 89	97	A Central Ark.	48 75	107	A Abilene Christian	56 78				
			99	A SFA	49 64	107	H Abilene Christian	39 72				
			99	H SFA	65 83	131	A Lamar University	51 84				
						131	H Lamar University	44 70				
						161	A Rice	51 77				
						162	A Texas St.	46 69				
						164	A TCU	37 81				
						172	A Arkansas	39 71				
						219	A New Orleans	49 78				
						225	A UTRGV	50 78				
						225	H UTRGV	45 69				
						246	N Marshall	50 73				
						267	A Prairie View	65 75				
						283	H A&M-Corpus Christi	37 63				
						286	A McNeese	56 79				
						286	H McNeese	58 61				
						287	H Nicholls St.	59 66				
						293	A Northwestern St.	51 78				
						293	H Northwestern St.	92 73				
						328	H Southeastern La.	68 61				
						332	A Incarnate Word	55 82				
						338	A Houston Baptist	51 61				
						338	H Houston Baptist	78 63				
LAST 12 Division I GAMES:												
99	A SFA	49 64	338	H Houston Baptist	78 63							
286	H McNeese	58 61	131	A Lamar University	51 84							
107	H Abilene Christian	39 72	107	A Abilene Christian	56 78							
293	H Northwestern St.	92 73	99	H SFA	65 83							
332	A Incarnate Word	55 82	328	H Southeastern La.	68 61							
97	A Central Ark.	48 75	283	H A&M-Corpus Christi	37 63							

Non-Div I Games: Wiley 51 57

Sam Houston St.

Loss, Non-Conf, S Site, H Home A Away N Neutral

Average RPI Win: 222	WON-LOST	WINNING	LAST 10	STRENGTH OF	OPP. STRENGTH	TEAM	ADJ.	CONF.	ADJ CONF.
Average RPI Loss: 138	RECORD	PCT. RANK	GAMES	SCHEDULE	OF SCHEDULE	RPI	RPI	RPI	RPI
DIV. I ONLY	11- 19	248	3- 7	147	177	229	229	17	17
DIV. I NON-CONF.	6- 8	203	0- 0	177	106	200	200	20	20
TOTALS	RPI 1-25	RPI 26-50	W-L RECORDS	RPI 51-100	RPI 101-150	RPI 150+			
11- 19	0- 1	0- 1	OVERALL	1- 8	0- 0	10- 9			
7- 6	0- 0	0- 0	HOME	0- 3	0- 0	7- 3			
3- 10	0- 1	0- 1	AWAY	1- 4	0- 0	2- 4			
1- 3	0- 0	0- 0	NEUTRAL	0- 1	0- 0	1- 2			
6- 8	0- 1	0- 1	NON-CONFERENCE	1- 3	0- 0	5- 3			
5- 1	0- 0	0- 0	HOME	0- 1	0- 0	5- 0			
1- 5	0- 1	0- 1	AWAY	1- 2	0- 0	0- 1			
0- 2	0- 0	0- 0	NEUTRAL	0- 0	0- 0	0- 2			
5- 11	0- 0	0- 0	CONFERENCE	0- 5	0- 0	5- 6			
2- 5	0- 0	0- 0	HOME	0- 2	0- 0	2- 3			
2- 5	0- 0	0- 0	AWAY	0- 2	0- 0	2- 3			
1- 1	0- 0	0- 0	NEUTRAL	0- 1	0- 0	1- 0			

RPI 1-25				RPI 26-50				RPI 51-100				RPI 101+ Team's RPI: 229			
RPI	S	Opponent	Score	RPI	S	Opponent	Score	RPI	S	Opponent	Score	RPI	S	Opponent	Score
14	A	Kentucky	57 80	44	A	Harvard	52 57	56	H	Belmont	54 73	165	H	Memphis	48 42
								58	A	Georgia Tech	57 62	166	N	Hampton	57 63
								66	A	Chattanooga	45 51	174	H	UAB	52 49
								66	H	Chattanooga	61 77	180	N	UC Riverside	48 51
								85	A	Georgia	65 59	200	A	UNCG	40 64
								86	A	Wake Forest	40 51	200	H	UNCG	47 55
								91	A	Mercer	49 59	202	A	ETSU	56 61
								91	H	Mercer	68 76	202	H	ETSU	57 69
								91	N	Mercer	52 63	202	N	ETSU	67 64
												208	H	Alabama St.	63 49
												218	H	UT Martin	69 62
												240	A	Wofford	55 48
												240	H	Wofford	57 54
												257	A	Furman	48 53
												257	H	Furman	50 54
												279	A	Western Caro.	49 42
												279	H	Western Caro.	51 50
												302	A	Rhode Island	63 78
												349	H	Alabama A&M	61 37
LAST 12 Division I GAMES:															
		91	N	Mercer	52	63		200	H	UNCG	47	55			
		202	N	ETSU	67	64		66	A	Chattanooga	45	51			
		91	H	Mercer	68	76		202	A	ETSU	56	61			
		240	A	Wofford	55	48		91	A	Mercer	49	59			
		257	A	Furman	48	53		257	H	Furman	50	54			
		279	H	Western Caro.	51	50		240	H	Wofford	57	54			

Non-Div I Games: AUM 72 50

Samford

■ Loss,
 ■ Non-Conf,
 ■ S Site,
 ■ Home
 ■ A Away
 N Neutral

Average RPI Win:	229	WON-LOST	WINNING	LAST 10	STRENGTH OF	OPP. STRENGTH	TEAM	ADJ.	CONF.	ADJ CONF.
Average RPI Loss:	145	RECORD	PCT. RANK	GAMES	SCHEDULE	OF SCHEDULE	RPI	RPI	RPI	RPI
DIV. I ONLY	14- 16	193	4- 6	268	152	222	222	15	15	
DIV. I NON-CONF.	6- 4	127	0- 0	247	244	181	181	13	13	
TOTALS	RPI 1-25	RPI 26-50	W-L RECORDS	RPI 51-100	RPI 101-150	RPI 150+				
14- 16	0- 0	0- 0	OVERALL	0- 5	1- 7	13- 4				
10- 5	0- 0	0- 0	HOME	0- 2	1- 2	9- 1				
3- 10	0- 0	0- 0	AWAY	0- 0	0- 0	3- 1				
1- 1	0- 0	0- 0	NEUTRAL	0- 1	0- 0	1- 0				
6- 4	0- 0	0- 0	NON-CONFERENCE	0- 0	0- 4	6- 0				
5- 1	0- 0	0- 0	HOME	0- 0	0- 1	5- 0				
1- 3	0- 0	0- 0	AWAY	0- 0	0- 3	1- 0				
0- 0	0- 0	0- 0	NEUTRAL	0- 0	0- 0	0- 0				
8- 12	0- 0	0- 0	CONFERENCE	0- 5	1- 3	7- 4				
5- 4	0- 0	0- 0	HOME	0- 2	1- 1	4- 1				
2- 7	0- 0	0- 0	AWAY	0- 2	0- 2	2- 3				
1- 1	0- 0	0- 0	NEUTRAL	0- 1	0- 0	1- 0				

RPI S	Opponent	Score	RPI S	Opponent	Score	RPI S	Opponent	Score	RPI S	Opponent	Score	Team's RPI: 222
						64	A Gonzaga	57 62	102	A Washington St.	73 83	
						64	H Gonzaga	55 57	109	A St. Mary's (CA)	65 77	
						87	A BYU	63 81	109	H St. Mary's (CA)	73 71	
						87	H BYU	47 65	115	H North Dakota	61 65	
						87	N BYU	66 75	121	A Northern Colo.	51 54	
									133	A Arizona	59 76	
									137	A San Francisco	72 81	
									137	H San Francisco	67 82	
									156	A CSUN	76 67	
									160	A Santa Clara	57 56	
									160	H Santa Clara	60 58	
									204	A Loyola Marymount	55 63	
									204	H Loyola Marymount	61 58	
									214	H Seattle U	67 44	
									231	H UC Santa Barbara	77 63	
									244	A Pacific	64 84	
									244	H Pacific	73 71	
									266	H San Diego St.	91 53	
									276	A Portland	72 54	
									276	H Portland	57 40	
									276	N Portland	74 47	
									282	H Nevada	70 54	
									313	A Pepperdine	40 57	
									313	H Pepperdine	42 55	
									346	H Cal St. Fullerton	103 50	
LAST 12 Division I GAMES:												
			87	N BYU	66 75	313	A Pepperdine	40 57				
			276	N Portland	74 47	244	H Pacific	73 71				
			276	A Portland	72 54	109	A St. Mary's (CA)	65 77				
			64	A Gonzaga	57 62	204	A Loyola Marymount	55 63				
			160	H Santa Clara	60 58	276	H Portland	57 40				
			87	H BYU	47 65	64	H Gonzaga	55 57				

Non-Div I Games:

San Diego

■ Loss,
 ■ Non-Conf,
 ■ S Site,
 ■ Home
 ■ Away
 N Neutral

San Diego St.

Through Games Of March 7, 2017

Average RPI Win:	219	WON-LOST	WINNING	LAST 10	STRENGTH OF	OPP. STRENGTH	TEAM	ADJ.	CONF.	ADJ CONF.
Average RPI Loss:	155	RECORD	PCT. RANK	GAMES	SCHEDULE	OF SCHEDULE	RPI	RPI	RPI	RPI
DIV. I ONLY	9- 19	269	3- 7	191	198	266	266	13	13	
DIV. I NON-CONF.	3- 6	230	0- 0	160	330	234	234	15	15	
TOTALS	RPI 1-25	RPI 26-50	W-L RECORDS	RPI 51-100	RPI 101-150	RPI 150+				
9- 19	0- 0	0- 3	OVERALL	2- 4	1- 1	6- 11				
6- 6	0- 0	0- 2	HOME	2- 0	1- 0	3- 4				
2- 11	0- 0	0- 1	AWAY	0- 3	0- 1	2- 6				
1- 2	0- 0	0- 0	NEUTRAL	0- 1	0- 0	1- 1				
3- 6	0- 0	0- 1	NON-CONFERENCE	0- 2	0- 0	3- 3				
1- 2	0- 0	0- 1	HOME	0- 0	0- 0	1- 1				
1- 3	0- 0	0- 0	AWAY	0- 1	0- 0	1- 2				
1- 1	0- 0	0- 0	NEUTRAL	0- 1	0- 0	1- 0				
6- 13	0- 0	0- 2	CONFERENCE	2- 2	1- 1	3- 8				
5- 4	0- 0	0- 1	HOME	2- 0	1- 0	2- 3				
1- 8	0- 0	0- 1	AWAY	0- 2	0- 1	1- 4				
0- 1	0- 0	0- 0	NEUTRAL	0- 0	0- 0	0- 1				

RPI S	Opponent	Score	RPI S	Opponent	Score	RPI S	Opponent	Score	RPI S	Opponent	Score	Team's RPI: 266
47	H Michigan	57 92	62	H Boise St.	84 77	149	A New Mexico	42 85				
48	A Colorado St.	43 60	73	A UC Davis	55 75	149	H New Mexico	63 51				
48	H Colorado St.	46 80	83	N UT Arlington	58 64	157	A Fresno St.	50 59				
			89	A UNLV	62 80	157	H Fresno St.	51 59				
			89	H UNLV	87 68	180	A UC Riverside	44 72				
			96	A Wyoming	67 80	187	A Utah St.	47 53				
						187	H Utah St.	66 59				
						199	A San Jose St.	80 81				
						199	H San Jose St.	90 99				
						199	N San Jose St.	58 76				
						204	H Loyola Marymount	53 60				
						222	A San Diego	53 91				
						231	H UC Santa Barbara	84 70				
						282	A Nevada	65 88				
						282	H Nevada	83 78				
						306	N Central Conn. St.	80 62				
						322	A Air Force	64 51				
						322	H Air Force	59 62				
						346	A Cal St. Fullerton	71 61				
LAST 12 Division I GAMES:												
199	N San Jose St.	58 76	187	H Utah St.	66 59							
149	H New Mexico	63 51	282	A Nevada	65 88							
322	A Air Force	64 51	199	H San Jose St.	90 99							
48	H Colorado St.	46 80	157	H Fresno St.	51 59							
157	A Fresno St.	50 59	96	A Wyoming	67 80							
89	A UNLV	62 80	48	A Colorado St.	43 60							

Non-Div I Games: Biola 63 48 San Diego Christian80 70

San Diego St.

Loss, Non-Conf, S Site, H Home A Away N Neutral

San Francisco

Through Games Of March 7, 2017

Average RPI Win:	214	WON-LOST	WINNING	LAST 10	STRENGTH OF	OPP. STRENGTH	TEAM	ADJ.	CONF.	ADJ CONF.
Average RPI Loss:	127	RECORD	PCT. RANK	GAMES	SCHEDULE	OF SCHEDULE	RPI	RPI	RPI	RPI
DIV. I ONLY	18- 13	120	6- 4	183	145	137	137	15	15	
DIV. I NON-CONF.	6- 5	148	0- 0	197	138	156	156	13	13	
TOTALS	RPI 1-25	RPI 26-50	W-L RECORDS	RPI 51-100	RPI 101-150	RPI 150+				
18- 13	0- 0	0- 0	OVERALL	2- 5	1- 4	15- 4				
12- 2	0- 0	0- 0	HOME	2- 1	1- 1	9- 0				
4- 10	0- 0	0- 0	AWAY	0- 3	0- 3	4- 4				
2- 1	0- 0	0- 0	NEUTRAL	0- 1	0- 0	2- 0				
6- 5	0- 0	0- 0	NON-CONFERENCE	0- 2	1- 2	5- 1				
4- 1	0- 0	0- 0	HOME	0- 1	1- 0	3- 0				
1- 4	0- 0	0- 0	AWAY	0- 1	0- 2	1- 1				
1- 0	0- 0	0- 0	NEUTRAL	0- 0	0- 0	1- 0				
12- 8	0- 0	0- 0	CONFERENCE	2- 3	0- 2	10- 3				
8- 1	0- 0	0- 0	HOME	2- 0	0- 1	6- 0				
3- 6	0- 0	0- 0	AWAY	0- 2	0- 1	3- 3				
1- 1	0- 0	0- 0	NEUTRAL	0- 1	0- 0	1- 0				

RPI S	Opponent	Score	RPI S	Opponent	Score	RPI S	Opponent	Score	RPI S	Opponent	Score	Team's RPI: 137
						53	A California	52 75	102	A Washington St.	35 73	
						64	A Gonzaga	46 61	109	A St. Mary's (CA)	72 75	
						64	H Gonzaga	77 72	109	H St. Mary's (CA)	62 64	
						64	N Gonzaga	46 77	115	A North Dakota	63 71	
						73	H UC Davis	58 78	124	H Long Beach St.	73 71	
						87	A BYU	61 73	157	A Fresno St.	48 61	
						87	H BYU	70 63	160	A Santa Clara	61 74	
									160	H Santa Clara	77 68	
									199	H San Jose St.	79 71	
									204	A Loyola Marymount	79 72	
									204	H Loyola Marymount	89 73	
									204	N Loyola Marymount	80 67	
									214	H Seattle U	73 59	
									222	A San Diego	82 67	
									222	H San Diego	81 72	
									244	A Pacific	60 63	
									244	H Pacific	67 64	
									271	A Cal Poly	73 67	
									276	A Portland	75 56	
									276	H Portland	83 71	
									279	N Western Caro.	73 52	
									284	H Sacramento St.	91 80	
									313	A Pepperdine	59 81	
									313	H Pepperdine	84 78	
LAST 12 Division I GAMES:												
			64	N Gonzaga	46 77	87	A BYU	61 73				
			204	N Loyola Marymount	80 67	160	A Santa Clara	61 74				
			313	H Pepperdine	84 78	204	A Loyola Marymount	79 72				
			204	H Loyola Marymount	89 73	313	A Pepperdine	59 81				
			276	H Portland	83 71	244	H Pacific	67 64				
			64	H Gonzaga	77 72	109	H St. Mary's (CA)	62 64				

Non-Div I Games:

San Francisco

■ Loss,
 ■ Non-Conf,
 ■ S Site,
 ■ Home
 ■ Away
 N Neutral

Average RPI Win: 237		WON-LOST	WINNING	LAST 10	STRENGTH OF	OPP. STRENGTH	TEAM	ADJ.	CONF.	ADJ CONF.
Average RPI Loss: 110		RECORD	PCT. RANK	GAMES	SCHEDULE	OF SCHEDULE	RPI	RPI	RPI	RPI
DIV. I ONLY		10- 21	266	4- 6	92	121	199	199	13	13
DIV. I NON-CONF.		2- 9	293	0- 0	88	35	229	229	15	15
TOTALS		RPI 1-25	RPI 26-50	W-L RECORDS	RPI 51-100	RPI 101-150	RPI 150+			
10- 21	0- 1		0- 5	OVERALL	1- 6	0- 4	9- 5			
5- 7	0- 0		0- 1	HOME	0- 3	0- 2	5- 1			
4- 11	0- 0		0- 2	AWAY	1- 3	0- 1	3- 4			
1- 3	0- 1		0- 2	NEUTRAL	0- 0	0- 0	1- 0			
2- 9	0- 1		0- 2	NON-CONFERENCE	0- 1	0- 3	2- 2			
1- 2	0- 0		0- 0	HOME	0- 0	0- 1	1- 1			
1- 5	0- 0		0- 1	AWAY	0- 1	0- 2	1- 1			
0- 2	0- 1		0- 1	NEUTRAL	0- 0	0- 0	0- 0			
8- 12	0- 0		0- 3	CONFERENCE	1- 5	0- 1	7- 3			
4- 5	0- 0		0- 1	HOME	0- 3	0- 1	4- 0			
3- 6	0- 0		0- 1	AWAY	1- 2	0- 0	2- 3			
1- 1	0- 0		0- 1	NEUTRAL	0- 0	0- 0	1- 0			

RPI 1-25				RPI 26-50				RPI 51-100				RPI 101+ Team's RPI: 199			
RPI	S	Opponent	Score	RPI	S	Opponent	Score	RPI	S	Opponent	Score	RPI	S	Opponent	Score
5	N	Mississippi St.	51 88	34	A	Arizona St.	37 82	62	A	Boise St.	64 86	109	H	St. Mary's (CA)	64 85
				35	N	Oregon	62 91	62	H	Boise St.	61 69	137	A	San Francisco	71 79
				48	A	Colorado St.	67 70	76	A	South Dakota	69 84	140	A	New Mexico St.	55 66
				48	H	Colorado St.	56 68	89	A	UNLV	76 65	149	H	New Mexico	72 82
				48	N	Colorado St.	60 65	89	H	UNLV	55 63	157	A	Fresno St.	74 88
								96	A	Wyoming	60 89	157	H	Fresno St.	77 68
								96	H	Wyoming	59 68	160	H	Santa Clara	75 64
												187	A	Utah St.	78 82
												197	A	Nebraska	61 83
												237	A	Hawaii	77 61
												244	H	Pacific	96 99
												266	A	San Diego St.	99 90
												266	H	San Diego St.	81 80
												266	N	San Diego St.	76 58
												282	A	Nevada	85 108
												282	H	Nevada	107 84
												322	A	Air Force	83 67
												322	H	Air Force	86 74
LAST 12 Division I GAMES:															
				48	N	Colorado St.	60 65	322	A	Air Force	83 67				
				266	N	San Diego St.	76 58	157	H	Fresno St.	77 68				
				96	H	Wyoming	59 68	89	H	UNLV	55 63				
				282	A	Nevada	85 108	266	A	San Diego St.	99 90				
				62	H	Boise St.	61 69	149	H	New Mexico	72 82				
				187	A	Utah St.	78 82	89	A	UNLV	76 65				

Non-Div I Games:	Stanislaus St.	90	85
------------------	----------------	----	----

San Jose St.

Loss, Non-Conf, S Site, H Home A Away N Neutral

Santa Clara

Through Games Of March 7, 2017

Average RPI Win:	205	WON-LOST	WINNING	LAST 10	STRENGTH OF	OPP. STRENGTH	TEAM	ADJ.	CONF.	ADJ CONF.
Average RPI Loss:	115	RECORD	PCT. RANK	GAMES	SCHEDULE	OF SCHEDULE	RPI	RPI	RPI	RPI
DIV. I ONLY	13- 16	205	5- 5	100	144	160	160	15	15	
DIV. I NON-CONF.	4- 6	209	0- 1	19	112	96	96	13	13	
TOTALS	RPI 1-25	RPI 26-50	W-L RECORDS	RPI 51-100	RPI 101-150	RPI 150+				
13- 16	0- 0	1- 1	OVERALL	1- 7	2- 4	9- 4				
7- 4	0- 0	0- 0	HOME	1- 2	1- 1	5- 1				
4- 8	0- 0	0- 0	AWAY	0- 0	0- 0	4- 0				
2- 4	0- 0	1- 1	NEUTRAL	0- 2	1- 1	0- 0				
4- 6	0- 0	1- 1	NON-CONFERENCE	0- 4	1- 0	2- 1				
1- 1	0- 0	0- 0	HOME	0- 1	0- 0	1- 0				
1- 2	0- 0	0- 0	AWAY	0- 1	0- 0	1- 1				
2- 3	0- 0	1- 1	NEUTRAL	0- 2	1- 0	0- 0				
9- 10	0- 0	0- 0	CONFERENCE	1- 3	1- 4	7- 3				
6- 3	0- 0	0- 0	HOME	1- 1	1- 1	4- 1				
3- 6	0- 0	0- 0	AWAY	0- 2	0- 2	3- 2				
0- 1	0- 0	0- 0	NEUTRAL	0- 0	0- 1	0- 0				

RPI 1-25			RPI 26-50			RPI 51-100			RPI 101+ Team's RPI: 160		
RPI	S	Opponent	Score	RPI	S	Opponent	Score	RPI	S	Opponent	Score
				27	N	Marquette	65 62	53	A	California	58 73
				30	N	South Fla.	54 63	64	A	Gonzaga	39 51
								64	H	Gonzaga	49 50
								69	H	Northwestern	75 87
								77	N	Montana St.	50 77
								80	N	Oklahoma St.	53 67
								87	A	BYU	66 72
								87	H	BYU	64 63
								109	A	St. Mary's (CA)	53 55
								109	H	St. Mary's (CA)	58 73
								109	N	St. Mary's (CA)	57 60
								137	A	San Francisco	68 77
								137	H	San Francisco	74 61
								140	N	New Mexico St.	60 46
								169	H	Idaho St.	82 78
								199	A	San Jose St.	64 75
								204	A	Loyola Marymount	50 61
								204	H	Loyola Marymount	71 64
								222	A	San Diego	58 60
								222	H	San Diego	56 57
								231	A	UC Santa Barbara	69 58
								244	A	Pacific	61 51
								244	H	Pacific	68 51
								276	A	Portland	56 44
								276	H	Portland	68 56
								313	A	Pepperdine	69 48
								313	H	Pepperdine	61 40
LAST 12 Division I GAMES:											
				109	N	St. Mary's (CA)	57 60	244	H	Pacific	68 51
				30	N	South Fla.	54 63	137	H	San Francisco	74 61
				109	H	St. Mary's (CA)	58 73	64	H	Gonzaga	49 50
				244	A	Pacific	61 51	276	H	Portland	68 56
				222	A	San Diego	58 60	109	A	St. Mary's (CA)	53 55
				313	A	Pepperdine	69 48	87	A	BYU	66 72

Non-Div I Games: UC Santa Cruz 85 39

Santa Clara

Loss, Non-Conf, S Site, H Home A Away N Neutral

Savannah State				Through Games Of March 7, 2017						
Average RPI Win:	294	WON-LOST	WINNING	LAST 10	STRENGTH OF	OPP. STRENGTH	TEAM	ADJ.	CONF.	ADJ CONF.
Average RPI Loss:	186	RECORD	PCT. RANK	GAMES	SCHEDULE	OF SCHEDULE	RPI	RPI	RPI	RPI
DIV. I ONLY	10- 18	253	5- 4	284	318	296	296	32	32	
DIV. I NON-CONF.	1- 10	325	0- 0	64	73	278	278	31	31	
TOTALS	RPI 1-25		RPI 26-50	W-L RECORDS	RPI 51-100		RPI 101-150		RPI 150+	
10- 18	0- 2		0- 1	OVERALL	0- 2		0- 1		10- 12	
7- 6	0- 1		0- 0	HOME	0- 1		0- 0		7- 4	
2- 12	0- 1		0- 1	AWAY	0- 1		0- 1		2- 8	
1- 0	0- 0		0- 0	NEUTRAL	0- 0		0- 0		1- 0	
1- 10	0- 2		0- 1	NON-CONFERENCE	0- 2		0- 1		1- 4	
1- 4	0- 1		0- 0	HOME	0- 1		0- 0		1- 2	
0- 6	0- 1		0- 1	AWAY	0- 1		0- 1		0- 2	
0- 0	0- 0		0- 0	NEUTRAL	0- 0		0- 0		0- 0	
9- 8	0- 0		0- 0	CONFERENCE	0- 0		0- 0		9- 8	
6- 2	0- 0		0- 0	HOME	0- 0		0- 0		6- 2	
2- 6	0- 0		0- 0	AWAY	0- 0		0- 0		2- 6	
1- 0	0- 0		0- 0	NEUTRAL	0- 0		0- 0		1- 0	

RPI 1-25					
RPI	S	Opponent	Score		
3	H	South Carolina	30	70	
9	A	Washington	36	87	
RPI 26-50					
RPI	S	Opponent	Score		
46	A	Auburn	46	75	
RPI 51-100					
RPI	S	Opponent	Score		
57	A	Iowa St.	51	74	
94	H	Jacksonville	40	55	
Team's RPI: 296					
RPI	S	Opponent	Score		
103	A	FGCU	40	89	
166	A	Hampton	46	75	
166	H	Hampton	55	51	
172	H	Bethune-Cookman	31	38	
198	A	Seton Hall	60	74	
208	H	Alabama St.	54	39	
213	A	Howard	49	55	
249	H	Ga. Southern	45	50	
251	H	Jacksonville St.	57	64	
260	A	UMES	59	58	
273	A	Norfolk St.	55	61	
273	H	Norfolk St.	59	53	
275	A	Kennesaw St.	60	72	
290	A	N.C. A&T	54	89	
291	H	Coppin St.	47	59	
329	H	Florida A&M	56	52	
330	A	Morgan St.	43	50	
330	H	Morgan St.	66	62	
330	N	Morgan St.	59	51	
336	A	N.C. Central	51	58	
347	H	Delaware St.	64	57	
348	A	South Carolina St.	60	49	
348	H	South Carolina St.	53	45	
LAST 12 Division I GAMES:					
330	N	Morgan St.	59	51	
348	H	South Carolina St.	53	45	
336	A	N.C. Central	51	58	
290	A	N.C. A&T	54	89	
291	H	Coppin St.	47	59	
330	A	Morgan St.	43	50	
273	H	Norfolk St.	59	53	
166	H	Hampton	55	51	
260	A	UMES	59	58	
213	A	Howard	49	55	
347	H	Delaware St.	64	57	
330	H	Morgan St.	66	62	

Non-Div I Games:	Columbia (SC)	68	52	Allen	91	48
------------------	---------------	----	----	-------	----	----

Savannah St.

■ Loss, ■ Non-Conf, S Site, H Home A Away N Neutral

Average RPI Win:	294	WON-LOST	WINNING	LAST 10	STRENGTH OF	OPP. STRENGTH	TEAM	ADJ.	CONF.	ADJ CONF.
Average RPI Loss:	145	RECORD	PCT. RANK	GAMES	SCHEDULE	OF SCHEDULE	RPI	RPI	RPI	RPI
DIV. I ONLY	13- 16	205	6- 4	202	306	214	214	29	29	
DIV. I NON-CONF.	3- 12	288	0- 0	108	255	266	266	29	29	
TOTALS	RPI 1-25	RPI 26-50	W-L RECORDS	RPI 51-100	RPI 101-150	RPI 150+				
13- 16	0- 1	0- 1	OVERALL	0- 3	0- 4	13- 7				
7- 7	0- 1	0- 0	HOME	0- 0	0- 2	7- 4				
6- 9	0- 0	0- 1	AWAY	0- 3	0- 2	6- 3				
0- 0	0- 0	0- 0	NEUTRAL	0- 0	0- 0	0- 0				
3- 12	0- 1	0- 1	NON-CONFERENCE	0- 3	0- 2	3- 5				
2- 5	0- 1	0- 0	HOME	0- 0	0- 1	2- 3				
1- 7	0- 0	0- 1	AWAY	0- 3	0- 1	1- 2				
0- 0	0- 0	0- 0	NEUTRAL	0- 0	0- 0	0- 0				
10- 4	0- 0	0- 0	CONFERENCE	0- 0	0- 2	10- 2				
5- 2	0- 0	0- 0	HOME	0- 0	0- 1	5- 1				
5- 2	0- 0	0- 0	AWAY	0- 0	0- 1	5- 1				
0- 0	0- 0	0- 0	NEUTRAL	0- 0	0- 0	0- 0				

RPI S	Opponent	Score	RPI S	Opponent	Score	RPI S	Opponent	Score	RPI S	Opponent	Score	Team's RPI: 214
9	H Washington	64 94	48	A Colorado St.	62 66	62	A Boise St.	68 73	137	A San Francisco	59 73	
						77	A Montana St.	56 75	140	A New Mexico St.	69 73	
						100	A SMU	43 77	140	H New Mexico St.	61 64	
									142	H Idaho	64 68	
									156	H CSUN	64 68	
									180	A UC Riverside	54 58	
									204	H Loyola Marymount	59 62	
									222	A San Diego	44 67	
									223	H Portland St.	71 79	
									225	A UTRGV	67 54	
									225	H UTRGV	57 58	
									231	H UC Santa Barbara	58 53	
									247	A Grand Canyon	77 82	
									247	H Grand Canyon	86 60	
									250	A CSU Bakersfield	63 52	
									250	H CSU Bakersfield	54 47	
									308	A Denver	75 72	
									311	A UMKC	75 65	
									311	H UMKC	74 52	
									325	H Montana	60 44	
									334	A Utah Valley	69 51	
									334	H Utah Valley	65 55	
									345	A Chicago St.	64 51	
									345	H Chicago St.	82 53	
LAST 12 Division I GAMES:												
334	H	Utah Valley	65	55	345	H	Chicago St.	82	53			
140	H	New Mexico St.	61	64	334	A	Utah Valley	69	51			
225	H	UTRGV	57	58	225	A	UTRGV	67	54			
250	A	CSU Bakersfield	63	52	140	A	New Mexico St.	69	73			
247	A	Grand Canyon	77	82	247	H	Grand Canyon	86	60			
311	H	UMKC	74	52	345	A	Chicago St.	64	51			

Non-Div I Games:

Seattle U

■ Loss,
 ■ Non-Conf,
 ■ S Site,
 ■ Home
 ■ A Away
 N Neutral

Average RPI Win:	205	WON-LOST	WINNING	LAST 10	STRENGTH OF	OPP. STRENGTH	TEAM	ADJ.	CONF.	ADJ CONF.
Average RPI Loss:	87	RECORD	PCT. RANK	GAMES	SCHEDULE	OF SCHEDULE	RPI	RPI	RPI	RPI
DIV. I ONLY	12- 19	240	2- 8	114	78	198	198	7	7	
DIV. I NON-CONF.	7- 4	114	0- 0	256	150	166	166	7	7	
TOTALS	RPI 1-25	RPI 26-50	W-L RECORDS	RPI 51-100	RPI 101-150	RPI 150+				
12- 19	0- 5	0- 2	OVERALL	2- 7	1- 1	9- 4				
10- 6	0- 2	0- 1	HOME	2- 3	1- 0	7- 0				
1- 12	0- 2	0- 1	AWAY	0- 4	0- 1	1- 4				
1- 1	0- 1	0- 0	NEUTRAL	0- 0	0- 0	1- 0				
7- 4	0- 0	0- 0	NON-CONFERENCE	1- 2	1- 1	5- 1				
6- 1	0- 0	0- 0	HOME	1- 1	1- 0	4- 0				
1- 3	0- 0	0- 0	AWAY	0- 1	0- 1	1- 1				
0- 0	0- 0	0- 0	NEUTRAL	0- 0	0- 0	0- 0				
5- 15	0- 5	0- 2	CONFERENCE	1- 5	0- 0	4- 3				
4- 5	0- 2	0- 1	HOME	1- 2	0- 0	3- 0				
0- 9	0- 2	0- 1	AWAY	0- 3	0- 0	0- 3				
1- 1	0- 1	0- 0	NEUTRAL	0- 0	0- 0	1- 0				

RPI 1-25				RPI 26-50				RPI 51-100				RPI 101+ Team's RPI: 198			
RPI	S	Opponent	Score	RPI	S	Opponent	Score	RPI	S	Opponent	Score	RPI	S	Opponent	Score
17	A	DePaul	60 86	27	A	Marquette	60 103	67	A	Villanova	52 69	106	H	Rider	89 81
17	H	DePaul	65 96	27	H	Marquette	77 83	67	H	Villanova	52 87	116	A	Princeton	67 94
17	N	DePaul	60 92					68	A	Georgetown	58 77	176	H	Boston College	71 66
24	A	Creighton	44 61					68	H	Georgetown	60 77	196	A	Providence	57 74
24	H	Creighton	60 70					70	A	St. John's (NY)	71 77	196	H	Providence	55 43
								70	H	St. John's (NY)	64 59	196	N	Providence	73 60
								71	A	Minnesota	57 90	205	A	Xavier	64 72
								83	H	UT Arlington	61 86	205	H	Xavier	71 62
								86	H	Wake Forest	70 63	228	A	Rutgers	45 53
												234	A	Marist	76 63
												259	A	Butler	58 79
												259	H	Butler	65 63
												296	H	Savannah St.	74 60
												306	H	Central Conn. St.	78 70
												335	H	LIU Brooklyn	77 59
LAST 12 Division I GAMES:															
17	N	DePaul	60 92	68	H	Georgetown	60 77								
196	N	Providence	73 60	17	A	DePaul	60 86								
70	A	St. John's (NY)	71 77	27	A	Marquette	60 103								
196	A	Providence	57 74	259	H	Butler	65 63								
24	A	Creighton	44 61	205	H	Xavier	71 62								
67	H	Villanova	52 87	24	H	Creighton	60 70								

Non-Div I Games:

Seton Hall

■ Loss,
 ■ Non-Conf,
 ■ S Site,
 ■ H Home
 ■ A Away
 N Neutral

Average RPI Win: 240	WON-LOST	WINNING	LAST 10	STRENGTH OF	OPP. STRENGTH	TEAM	ADJ.	CONF.	ADJ CONF.
Average RPI Loss: 124	RECORD	PCT. RANK	GAMES	SCHEDULE	OF SCHEDULE	RPI	RPI	RPI	RPI
DIV. I ONLY	14- 16	193	6- 4	129	219	177	177	19	19
DIV. I NON-CONF.	1- 8	314	0- 0	33	205	257	257	17	17
TOTALS	RPI 1-25	RPI 26-50	W-L RECORDS	RPI 51-100	RPI 101-150	RPI 150+			
14- 16	0- 0	0- 4	OVERALL	0- 1	2- 5	12- 6			
8- 7	0- 0	0- 2	HOME	0- 1	1- 2	7- 2			
6- 9	0- 0	0- 2	AWAY	0- 0	1- 3	5- 4			
0- 0	0- 0	0- 0	NEUTRAL	0- 0	0- 0	0- 0			
1- 8	0- 0	0- 2	NON-CONFERENCE	0- 1	0- 2	1- 3			
1- 3	0- 0	0- 1	HOME	0- 1	0- 0	1- 1			
0- 5	0- 0	0- 1	AWAY	0- 0	0- 2	0- 2			
0- 0	0- 0	0- 0	NEUTRAL	0- 0	0- 0	0- 0			
13- 8	0- 0	0- 2	CONFERENCE	0- 0	2- 3	11- 3			
7- 4	0- 0	0- 1	HOME	0- 0	1- 2	6- 1			
6- 4	0- 0	0- 1	AWAY	0- 0	1- 1	5- 2			
0- 0	0- 0	0- 0	NEUTRAL	0- 0	0- 0	0- 0			

RPI S	Opponent	Score	RPI S	Opponent	Score	RPI S	Opponent	Score	RPI S	Opponent	Score	Team's RPI: 177
31	A Syracuse	65 102	32	A Quinnipiac	47 73	75	H New Hampshire	67 77	103	A FGCU	42 66	
32	H Quinnipiac	60 76	32	H Quinnipiac	60 76				106	A Rider	70 72	
44	H Harvard	58 65	44	H Harvard	58 65				106	H Rider	61 62	
LAST 12 Division I GAMES:												
147	H Iona	47 67	278	H Manhattan	67 62	217	A Monmouth	91 86	113	A Albany (NY)	86 88	
147	H Iona	57 53	106	A Rider	70 72	147	H Iona	57 53	147	A Iona	58 46	
327	A Saint Peter's	76 60	234	H Marist	59 70	147	H Iona	47 67	151	A Northeastern	50 61	
253	A Canisius	77 67	217	A Monmouth	91 86	163	A Fairfield	57 61	163	A Fairfield	57 61	
265	A Niagara	70 68	253	H Canisius	67 42	163	H Fairfield	67 52	183	H Hartford	76 80	
32	H Quinnipiac	60 76	234	A Marist	69 68	193	A Sacred Heart	58 62	217	A Monmouth	91 86	
						217	H Monmouth	85 76	234	A Marist	69 68	
						234	H Marist	59 70	253	A Canisius	77 67	
						253	H Canisius	67 42	253	A Niagara	70 68	
						265	A Niagara	70 68	265	H Niagara	71 53	
						265	H Niagara	71 53	272	H Colgate	71 63	
						272	H Colgate	71 63	278	A Manhattan	66 68	
						278	A Manhattan	67 62	278	H Manhattan	67 62	
						327	A Saint Peter's	76 60	327	A Saint Peter's	76 60	
						327	H Saint Peter's	80 55				

Non-Div I Games:

Siena

■ Loss,
 ■ Non-Conf,
 ■ S Site,
 ■ H Home
 ■ A Away
 N Neutral

Average RPI Win:	263	WON-LOST	WINNING	LAST 10	STRENGTH OF	OPP. STRENGTH	TEAM	ADJ.	CONF.	ADJ CONF.
Average RPI Loss:	140	RECORD	PCT. RANK	GAMES	SCHEDULE	OF SCHEDULE	RPI	RPI	RPI	RPI
DIV. I ONLY	9- 19	269	4- 6	140	239	243	243	21	21	
DIV. I NON-CONF.	3- 6	230	0- 0	86	209	189	189	19	19	
TOTALS	RPI 1-25	RPI 26-50	W-L RECORDS	RPI 51-100	RPI 101-150	RPI 150+				
9- 19	0- 0	0- 3	OVERALL	0- 5	0- 3	9- 8				
3- 9	0- 0	0- 2	HOME	0- 1	0- 2	3- 4				
4- 9	0- 0	0- 1	AWAY	0- 3	0- 1	4- 4				
2- 1	0- 0	0- 0	NEUTRAL	0- 1	0- 0	2- 0				
3- 6	0- 0	0- 1	NON-CONFERENCE	0- 3	0- 1	3- 1				
1- 2	0- 0	0- 1	HOME	0- 0	0- 1	1- 0				
1- 3	0- 0	0- 0	AWAY	0- 2	0- 0	1- 1				
1- 1	0- 0	0- 0	NEUTRAL	0- 1	0- 0	1- 0				
6- 13	0- 0	0- 2	CONFERENCE	0- 2	0- 2	6- 7				
2- 7	0- 0	0- 1	HOME	0- 1	0- 1	2- 4				
3- 6	0- 0	0- 1	AWAY	0- 1	0- 1	3- 3				
1- 0	0- 0	0- 0	NEUTRAL	0- 0	0- 0	1- 0				

RPI S	Opponent	Score	RPI S	Opponent	Score	RPI S	Opponent	Score	RPI S	Opponent	Score	Team's RPI: 243
38	H North Carolina St.	31 74	82	N Florida	33 85	118	H Southern Miss.	48 57				
45	A Little Rock	54 71	83	A UT Arlington	41 53	123	A Troy	71 75				
45	H Little Rock	44 50	83	H UT Arlington	49 73	123	H Troy	57 73				
			94	A Jacksonville	55 62	155	A Louisiana	38 62				
			95	A UCF	58 70	162	A Texas St.	39 55				
						162	H Texas St.	44 57				
						174	A UAB	41 66				
						215	H Appalachian St.	54 41				
						219	A New Orleans	65 62				
						221	H Southern U.	55 48				
						249	A Ga. Southern	55 46				
						249	H Ga. Southern	45 53				
						255	H Coastal Caro.	45 61				
						262	A Georgia St.	77 47				
						262	H Georgia St.	45 55				
						262	N Georgia St.	49 44				
						294	N North Florida	62 55				
						318	A Arkansas St.	53 56				
						318	H Arkansas St.	71 49				
						331	A La.-Monroe	74 44				
LAST 12 Division I GAMES:												
262	N Georgia St.	49 44	255	H Coastal Caro.	45 61							
318	H Arkansas St.	71 49	331	A La.-Monroe	74 44							
45	H Little Rock	44 50	155	A Louisiana	38 62							
83	A UT Arlington	41 53	123	A Troy	71 75							
162	A Texas St.	39 55	249	H Ga. Southern	45 53							
215	H Appalachian St.	54 41	262	H Georgia St.	45 55							

Non-Div I Games: Spring Hill 38 33 William Carey 62 39

South Ala.

■ Loss,
■ Non-Conf,
■ S Site,
■ Home
■ A Away
N Neutral

South Carolina

Through Games Of March 7, 2017

Average RPI Win:	83	WON-LOST	WINNING	LAST 10	STRENGTH OF	OPP. STRENGTH	TEAM	ADJ.	CONF.	ADJ CONF.
Average RPI Loss:	13	RECORD	PCT. RANK	GAMES	SCHEDULE	OF SCHEDULE	RPI	RPI	RPI	RPI
DIV. I ONLY	27- 4	7	8- 2	4	1	3	3	2	2	
DIV. I NON-CONF.	10- 2	32	0- 1	11	2	3	3	2	2	
TOTALS	RPI 1-25	RPI 26-50	W-L RECORDS	RPI 51-100	RPI 101-150	RPI 150+				
27- 4	10- 4	3- 0	OVERALL	5- 0	5- 0	4- 0				
13- 1	3- 1	1- 0	HOME	2- 0	5- 0	2- 0				
10- 3	4- 3	2- 0	AWAY	2- 0	0- 0	2- 0				
4- 0	3- 0	0- 0	NEUTRAL	1- 0	0- 0	0- 0				
10- 2	4- 2	0- 0	NON-CONFERENCE	1- 0	2- 0	3- 0				
6- 0	1- 0	0- 0	HOME	1- 0	2- 0	2- 0				
3- 2	2- 2	0- 0	AWAY	0- 0	0- 0	1- 0				
1- 0	1- 0	0- 0	NEUTRAL	0- 0	0- 0	0- 0				
17- 2	6- 2	3- 0	CONFERENCE	4- 0	3- 0	1- 0				
7- 1	2- 1	1- 0	HOME	1- 0	3- 0	0- 0				
7- 1	2- 1	2- 0	AWAY	2- 0	0- 0	1- 0				
3- 0	2- 0	0- 0	NEUTRAL	1- 0	0- 0	0- 0				

RPI	S	Opponent	Score	RPI	S	Opponent	Score	RPI	S	Opponent	Score	RPI	S	Opponent	Score
1	A	UConn	55 66	36	A	LSU	84 61	71	H	Minnesota	98 58	110	H	Vanderbilt	82 51
5	H	Mississippi St.	64 61	46	A	Auburn	73 47	82	A	Florida	81 62	112	H	Clemson	83 61
5	N	Mississippi St.	59 49	46	H	Auburn	60 41	85	A	Georgia	62 44	118	H	Ole Miss	65 46
8	A	Duke	63 74					85	H	Georgia	66 63	127	H	Maine	79 42
10	H	UCLA	66 57					85	N	Georgia	72 48	132	H	Alabama	93 45
11	N	Louisville	83 59									166	H	Hampton	92 38
13	A	Texas	76 67									172	A	Arkansas	79 49
14	A	Kentucky	75 63									296	A	Savannah St.	70 30
14	H	Kentucky	95 87									327	H	Saint Peter's	93 38
14	N	Kentucky	89 77												
20	H	Tennessee	74 76												
22	A	Texas A&M	80 64												
23	A	Missouri	60 62												
25	A	Ohio St.	92 80												
LAST 12 Division I GAMES:															
		5 N Mississippi St.	59 49			110 H Vanderbilt	82 51								
		14 N Kentucky	89 77			1 A UConn	55 66								
		85 N Georgia	72 48			46 H Auburn	60 41								
		14 H Kentucky	95 87			172 A Arkansas	79 49								
		22 A Texas A&M	80 64			14 A Kentucky	75 63								
		23 A Missouri	60 62			20 H Tennessee	74 76								

Non-Div I Games:

South Carolina

Loss, Non-Conf, S Site, H Home A Away N Neutral

Average RPI Win: 311		WON-LOST	WINNING	LAST 10	STRENGTH OF	OPP. STRENGTH	TEAM	ADJ.	CONF.	ADJ CONF.
Average RPI Loss: 248		RECORD	PCT. RANK	GAMES	SCHEDULE	OF SCHEDULE	RPI	RPI	RPI	RPI
DIV. I ONLY		3- 23	337	0- 10	348	334	348	348	32	32
DIV. I NON-CONF.		1- 8	314	0- 0	336	227	345	345	31	31
TOTALS	RPI 1-25	RPI 26-50		W-L RECORDS		RPI 51-100	RPI 101-150	RPI 150+		
3- 23	0- 0	0- 0		OVERALL		0- 1	0- 2	3- 20		
1- 8	0- 0	0- 0		HOME		0- 0	0- 0	1- 8		
2- 13	0- 0	0- 0		AWAY		0- 1	0- 2	2- 10		
0- 2	0- 0	0- 0		NEUTRAL		0- 0	0- 0	0- 2		
1- 8	0- 0	0- 0		NON-CONFERENCE		0- 1	0- 2	1- 5		
0- 1	0- 0	0- 0		HOME		0- 0	0- 0	0- 1		
1- 6	0- 0	0- 0		AWAY		0- 1	0- 2	1- 3		
0- 1	0- 0	0- 0		NEUTRAL		0- 0	0- 0	0- 1		
2- 15	0- 0	0- 0		CONFERENCE		0- 0	0- 0	2- 15		
1- 7	0- 0	0- 0		HOME		0- 0	0- 0	1- 7		
1- 7	0- 0	0- 0		AWAY		0- 0	0- 0	1- 7		
0- 1	0- 0	0- 0		NEUTRAL		0- 0	0- 0	0- 1		

[illegible]

South Carolina St.

Loss, Non-Conf, S Site, H Home A Away N Neutral

South Dakota

Through Games Of March 7, 2017

Average RPI Win:	190	WON-LOST	WINNING	LAST 10	STRENGTH OF	OPP. STRENGTH	TEAM	ADJ.	CONF.	ADJ CONF.
Average RPI Loss:	117	RECORD	PCT. RANK	GAMES	SCHEDULE	OF SCHEDULE	RPI	RPI	RPI	RPI
DIV. I ONLY	20- 8	63	5- 5	178	127	76	76	11	11	
DIV. I NON-CONF.	9- 2	37	0- 0	157	165	41	41	10	10	
TOTALS	RPI 1-25	RPI 26-50	W-L RECORDS	RPI 51-100	RPI 101-150	RPI 150+				
20- 8	0- 0	1- 1	OVERALL	3- 4	3- 1	13- 2				
10- 1	0- 0	1- 0	HOME	2- 1	1- 0	6- 0				
7- 6	0- 0	0- 1	AWAY	0- 3	2- 0	5- 2				
3- 1	0- 0	0- 0	NEUTRAL	1- 0	0- 1	2- 0				
9- 2	0- 0	0- 0	NON-CONFERENCE	2- 1	1- 0	6- 1				
3- 0	0- 0	0- 0	HOME	1- 0	0- 0	2- 0				
3- 2	0- 0	0- 0	AWAY	0- 1	1- 0	2- 1				
3- 0	0- 0	0- 0	NEUTRAL	1- 0	0- 0	2- 0				
11- 6	0- 0	1- 1	CONFERENCE	1- 3	2- 1	7- 1				
7- 1	0- 0	1- 0	HOME	1- 1	1- 0	4- 0				
4- 4	0- 0	0- 1	AWAY	0- 2	1- 0	3- 1				
0- 1	0- 0	0- 0	NEUTRAL	0- 0	0- 1	0- 0				

RPI S	Opponent	Score	RPI S	Opponent	Score	RPI S	Opponent	Score	RPI S	Opponent	Score
37	A South Dakota St.	58 70	37	H South Dakota St.	65 62	59	A IUPUI	42 63	143	A Tulsa	71 68
						59	H IUPUI	75 62	148	A Omaha	60 52
						60	A Western Ill.	75 81	148	H Omaha	91 56
						60	H Western Ill.	78 86	148	N Omaha	58 64
						90	N Northern Ill.	97 83	158	A Oral Roberts	69 47
						96	A Wyoming	62 69	158	H Oral Roberts	79 50
						99	H SFA	80 74	168	N Southern Ill.	68 57
									172	A Arkansas	67 70
									180	A UC Riverside	61 55
									199	H San Jose St.	84 69
									206	N SIUE	75 68
									207	H Illinois	77 68
									250	A CSU Bakersfield	75 60
									303	A North Dakota St.	73 83
									303	H North Dakota St.	80 48
									308	A Denver	53 44
									308	H Denver	70 64
									316	A Fort Wayne	82 55
									316	H Fort Wayne	87 59
LAST 12 Division I GAMES:											
148	N Omaha	58 64	37	A South Dakota St.	58 70						
60	A Western Ill.	75 81	308	A Denver	53 44						
59	A IUPUI	42 63	60	H Western Ill.	78 86						
148	H Omaha	91 56	303	H North Dakota St.	80 48						
158	H Oral Roberts	79 50	316	H Fort Wayne	87 59						
316	A Fort Wayne	82 55	148	A Omaha	60 52						

Non-Div I Games: Concordia-St. Paul 83 58 Northwestern (IA) 100 57

South Dakota

Loss, Non-Conf, S Site, H Home A Away N Neutral

Average RPI Win:	180	WON-LOST	WINNING	LAST 10	STRENGTH OF	OPP. STRENGTH	TEAM	ADJ.	CONF.	ADJ CONF.
Average RPI Loss:	57	RECORD	PCT. RANK	GAMES	SCHEDULE	OF SCHEDULE	RPI	RPI	RPI	RPI
DIV. I ONLY	22- 8	52	6- 4	74	105	37	37	11	11	
DIV. I NON-CONF.	9- 3	63	0- 0	22	38	11	11	10	10	
TOTALS	RPI 1-25	RPI 26-50	W-L RECORDS	RPI 51-100	RPI 101-150	RPI 150+				
22- 8	1- 2	1- 1	OVERALL	5- 4	2- 1	13- 0				
12- 1	1- 0	0- 1	HOME	4- 0	1- 0	6- 0				
8- 6	0- 2	1- 0	AWAY	1- 3	1- 1	5- 0				
2- 1	0- 0	0- 0	NEUTRAL	0- 1	0- 0	2- 0				
9- 3	1- 2	1- 1	NON-CONFERENCE	2- 0	1- 0	4- 0				
4- 1	1- 0	0- 1	HOME	1- 0	0- 0	2- 0				
4- 2	0- 2	1- 0	AWAY	1- 0	1- 0	1- 0				
1- 0	0- 0	0- 0	NEUTRAL	0- 0	0- 0	1- 0				
13- 5	0- 0	0- 0	CONFERENCE	3- 4	1- 1	9- 0				
8- 0	0- 0	0- 0	HOME	3- 0	1- 0	4- 0				
4- 4	0- 0	0- 0	AWAY	0- 3	0- 1	4- 0				
1- 1	0- 0	0- 0	NEUTRAL	0- 1	0- 0	1- 0				

RPI 1-25				RPI 26-50				Team's RPI: 37				RPI 51-100				RPI 101+			
RPI	S	Opponent	Score	RPI	S	Opponent	Score	RPI	S	Opponent	Score	RPI	S	Opponent	Score	RPI	S	Opponent	Score
11	A	Louisville	30 83	26	H	Green Bay	43 67	52	H	George Washington	60 55	115	A	North Dakota	83 72				
19	A	Oklahoma	60 74	49	A	UNI	61 50	59	A	IUPUI	59 64	148	A	Omaha	82 83				
24	H	Creighton	63 56					59	H	IUPUI	68 49	148	H	Omaha	76 64				
								59	N	IUPUI	61 65	158	A	Oral Roberts	78 57				
								60	A	Western Ill.	77 83	158	H	Oral Roberts	82 35				
								60	H	Western Ill.	73 58	158	N	Oral Roberts	65 50				
								61	A	Iowa	66 64	182	A	Wichita St.	78 58				
								76	A	South Dakota	62 65	206	H	SIUE	82 49				
								76	H	South Dakota	70 58	285	H	Ark.-Pine Bluff	103 45				
												303	A	North Dakota St.	69 66				
												303	H	North Dakota St.	70 44				
												308	A	Denver	72 63				
												308	H	Denver	78 54				
												316	A	Fort Wayne	76 59				
												316	H	Fort Wayne	73 51				
												325	N	Montana	84 43				
LAST 12 Division I GAMES:																			
				59	N	IUPUI	61 65	158	H	Oral Roberts	82 35								
				158	N	Oral Roberts	65 50	76	H	South Dakota	70 58								
				308	H	Denver	78 54	303	H	North Dakota St.	70 44								
				316	A	Fort Wayne	76 59	148	A	Omaha	82 83								
				60	A	Western Ill.	77 83	60	H	Western Ill.	73 58								
				59	A	IUPUI	59 64	308	A	Denver	72 63								

Non-Div I Games:

South Dakota St.

■ Loss,
 ■ Non-Conf, S Site,
 ■ Home
 ■ Away
 N Neutral

Average RPI Win:	150	WON-LOST	WINNING	LAST 10	STRENGTH OF	OPP. STRENGTH	TEAM	ADJ.	CONF.	ADJ CONF.
Average RPI Loss:	52	RECORD	PCT. RANK	GAMES	SCHEDULE	OF SCHEDULE	RPI	RPI	RPI	RPI
DIV. I ONLY	24- 8	39	6- 4	49	54	30	30	5	5	
DIV. I NON-CONF.	11- 2	23	0- 0	144	140	55	55	5	5	
TOTALS	RPI 1-25	RPI 26-50	W-L RECORDS	RPI 51-100	RPI 101-150	RPI 150+				
24- 8	2- 5	0- 0	OVERALL	8- 1	3- 1	11- 1				
10- 4	0- 3	0- 0	HOME	3- 1	1- 0	6- 0				
8- 2	1- 1	0- 0	AWAY	2- 0	1- 0	4- 1				
6- 2	1- 1	0- 0	NEUTRAL	3- 0	1- 1	1- 0				
11- 2	0- 1	0- 0	NON-CONFERENCE	4- 0	1- 1	6- 0				
5- 1	0- 1	0- 0	HOME	2- 0	0- 0	3- 0				
2- 0	0- 0	0- 0	AWAY	0- 0	0- 0	2- 0				
4- 1	0- 0	0- 0	NEUTRAL	2- 0	1- 1	1- 0				
13- 6	2- 4	0- 0	CONFERENCE	4- 1	2- 0	5- 1				
5- 3	0- 2	0- 0	HOME	1- 1	1- 0	3- 0				
6- 2	1- 1	0- 0	AWAY	2- 0	1- 0	2- 1				
2- 1	1- 1	0- 0	NEUTRAL	1- 0	0- 0	0- 0				

RPI	S	Opponent	Score	RPI	S	Opponent	Score	Team's RPI: 30	RPI	S	Opponent	Score	RPI	S	Opponent	Score
1	A	UConn	37 102						74	A	Tulane	62 53	120	N	North Carolina	83 55
1	H	UConn	68 96						74	H	Tulane	66 56	124	N	Long Beach St.	68 73
1	N	UConn	44 100						85	N	Georgia	81 65	143	A	Tulsa	90 64
11	H	Louisville	52 66						89	N	UNLV	77 42	143	H	Tulsa	84 68
18	A	Temple	55 51						94	H	Jacksonville	64 52	160	N	Santa Clara	63 54
18	H	Temple	71 77						95	H	UCF	62 66	165	A	Memphis	57 62
18	N	Temple	63 58						98	H	Stetson	74 60	165	H	Memphis	79 49
									100	A	SMU	52 51	167	A	East Carolina	76 66
									100	N	SMU	62 55	167	H	East Carolina	79 48
													175	A	Houston	79 50
													181	H	Cincinnati	72 52
													242	H	Saint Francis (PA)	129 80
													259	A	Butler	74 59
													294	H	North Florida	78 42
													307	H	FIU	91 41
													318	A	Arkansas St.	78 59
LAST 12 Division I GAMES:																
1	N	UConn	44 100	18	H	Temple	71 77									
18	N	Temple	63 58	95	H	UCF	62 66									
100	N	SMU	62 55	74	H	Tulane	66 56									
1	H	UConn	68 96	167	A	East Carolina	76 66									
143	A	Tulsa	90 64	165	A	Memphis	57 62									
175	A	Houston	79 50	181	H	Cincinnati	72 52									

Non-Div I Games:

South Fla.

■ Loss,
 ■ Non-Conf,
 ■ S Site,
 ■ Home
 ■ A Away
 N Neutral

Average RPI Win:	268	WON-LOST	WINNING	LAST 10	STRENGTH OF	OPP. STRENGTH	TEAM	ADJ.	CONF.	ADJ CONF.
Average RPI Loss:	184	RECORD	PCT. RANK	GAMES	SCHEDULE	OF SCHEDULE	RPI	RPI	RPI	RPI
DIV. I ONLY	11- 17	233	5- 5	276	293	268	268	26	26	
DIV. I NON-CONF.	4- 7	224	0- 0	263	307	285	285	26	26	
TOTALS	RPI 1-25	RPI 26-50	W-L RECORDS	RPI 51-100	RPI 101-150	RPI 150+				
11- 17	0- 0	0- 0	OVERALL	0- 4	0- 0	11- 13				
4- 9	0- 0	0- 0	HOME	0- 2	0- 0	4- 7				
6- 6	0- 0	0- 0	AWAY	0- 1	0- 0	6- 5				
1- 2	0- 0	0- 0	NEUTRAL	0- 1	0- 0	1- 1				
4- 7	0- 0	0- 0	NON-CONFERENCE	0- 2	0- 0	4- 5				
2- 3	0- 0	0- 0	HOME	0- 2	0- 0	2- 1				
1- 3	0- 0	0- 0	AWAY	0- 0	0- 0	1- 3				
1- 1	0- 0	0- 0	NEUTRAL	0- 0	0- 0	1- 1				
7- 10	0- 0	0- 0	CONFERENCE	0- 2	0- 0	7- 8				
2- 6	0- 0	0- 0	HOME	0- 0	0- 0	2- 6				
5- 3	0- 0	0- 0	AWAY	0- 1	0- 0	5- 2				
0- 1	0- 0	0- 0	NEUTRAL	0- 1	0- 0	0- 0				

RPI S	Opponent	Score	RPI S	Opponent	Score	RPI S	Opponent	Score	RPI S	Opponent	Score	Team's RPI: 268
						56	A Belmont	77 89	155	N Louisiana	78 82	
						56	N Belmont	59 74	165	A Memphis	63 65	
						60	H Western Ill.	87 100	168	A Southern Ill.	70 77	
						93	H Saint Louis	50 89	179	H Morehead St.	72 82	
									181	H Cincinnati	75 83	
									205	A Xavier	48 54	
									206	A SIUE	69 70	
									206	H SIUE	78 74	
									218	A UT Martin	82 79	
									218	H UT Martin	73 82	
									241	A Evansville	76 74	
									251	A Jacksonville St.	65 58	
									252	A Tennessee St.	75 67	
									263	A Austin Peay	74 84	
									263	H Austin Peay	64 74	
									264	A Murray St.	80 67	
									264	H Murray St.	79 70	
									270	H Eastern Ky.	63 74	
									281	H Tennessee Tech	63 74	
									298	H Lipscomb	79 63	
									301	A Eastern Ill.	107 65	
									301	H Eastern Ill.	62 71	
									305	N Alcorn	68 50	
									349	H Alabama A&M	75 47	
LAST 12 Division I GAMES:												
			56	N Belmont	59 74	179	H Morehead St.	72 82				
			263	H Austin Peay	64 74	251	A Jacksonville St.	65 58				
			264	A Murray St.	80 67	263	A Austin Peay	74 84				
			218	H UT Martin	73 82	264	H Murray St.	79 70				
			301	A Eastern Ill.	107 65	301	H Eastern Ill.	62 71				
			206	H SIUE	78 74	206	A SIUE	69 70				

Non-Div I Games: Hannibal-La Grange 99 52 Stephens College 107 59

Southeast Mo. St.

Loss, Non-Conf, S Site, H Home A Away N Neutral

Average RPI Win:	256	WON-LOST	WINNING	LAST 10	STRENGTH OF	OPP. STRENGTH	TEAM	ADJ.	CONF.	ADJ CONF.
Average RPI Loss:	196	RECORD	PCT. RANK	GAMES	SCHEDULE	OF SCHEDULE	RPI	RPI	RPI	RPI
DIV. I ONLY	4- 24	330	1- 9	222	300	328	328	27	27	
DIV. I NON-CONF.	1- 9	323	0- 0	67	206	280	280	27	27	
TOTALS	RPI 1-25	RPI 26-50	W-L RECORDS	RPI 51-100	RPI 101-150	RPI 150+				
4- 24	0- 1	0- 1	OVERALL	0- 4	0- 4	4- 14				
3- 8	0- 0	0- 0	HOME	0- 2	0- 1	3- 5				
1- 16	0- 1	0- 1	AWAY	0- 2	0- 3	1- 9				
0- 0	0- 0	0- 0	NEUTRAL	0- 0	0- 0	0- 0				
1- 9	0- 1	0- 1	NON-CONFERENCE	0- 1	0- 2	1- 4				
1- 1	0- 0	0- 0	HOME	0- 0	0- 0	1- 1				
0- 8	0- 1	0- 1	AWAY	0- 1	0- 2	0- 3				
0- 0	0- 0	0- 0	NEUTRAL	0- 0	0- 0	0- 0				
3- 15	0- 0	0- 0	CONFERENCE	0- 3	0- 2	3- 10				
2- 7	0- 0	0- 0	HOME	0- 2	0- 1	2- 4				
1- 8	0- 0	0- 0	AWAY	0- 1	0- 1	1- 6				
0- 0	0- 0	0- 0	NEUTRAL	0- 0	0- 0	0- 0				

RPI 1-25				RPI 26-50				RPI 51-100				RPI 101+ Team's RPI: 328			
RPI	S	Opponent	Score	RPI	S	Opponent	Score	RPI	S	Opponent	Score	RPI	S	Opponent	Score
7	A	Baylor	38 109	48	A	Colorado St.	31 77	82	A	Florida	51 102	107	H	Abilene Christian	57 82
								97	A	Central Ark.	55 77	108	A	Colorado	54 112
								97	H	Central Ark.	64 78	118	A	Ole Miss	31 81
								99	H	SFA	62 92	131	A	Lamar University	68 86
												155	A	Louisiana	77 86
												172	H	Bethune-Cookman	75 63
												175	A	Houston	80 83
												209	H	Grambling	71 87
												219	A	New Orleans	87 102
												219	H	New Orleans	85 70
												283	A	A&M-Corpus Christi	61 77
												283	H	A&M-Corpus Christi	53 69
												286	H	McNeese	83 86
												287	A	Nicholls St.	57 92
												287	H	Nicholls St.	60 76
												293	A	Northwestern St.	71 89
												293	H	Northwestern St.	69 58
												332	A	Incarnate Word	56 96
												332	H	Incarnate Word	76 85
												333	A	Jackson St.	66 83
												338	A	Houston Baptist	87 71
												340	A	Sam Houston St.	61 68
LAST 12 Division I GAMES:															
219	A	New Orleans	87 102	283	H	A&M-Corpus Christi	53 69								
287	A	Nicholls St.	57 92	97	A	Central Ark.	55 77								
97	H	Central Ark.	64 78	287	H	Nicholls St.	60 76								
99	H	SFA	62 92	340	A	Sam Houston St.	61 68								
293	A	Northwestern St.	71 89	293	H	Northwestern St.	69 58								
219	H	New Orleans	85 70	332	A	Incarnate Word	56 96								

Non-Div I Games: Mobile 67 52

Southeastern La.

■ Loss,
 ■ Non-Conf, S Site,
 ■ Home
 ■ Away
 N Neutral

Southern California

Through Games Of March 7, 2017

Average RPI Win:	157	WON-LOST	WINNING	LAST 10	STRENGTH OF	OPP. STRENGTH	TEAM	ADJ.	CONF.	ADJ CONF.
Average RPI Loss:	42	RECORD	PCT. RANK	GAMES	SCHEDULE	OF SCHEDULE	RPI	RPI	RPI	RPI
DIV. I ONLY	14- 16	193	3- 7	36	18	88	88	1	1	
DIV. I NON-CONF.	9- 2	37	0- 0	146	175	54	54	1	1	
TOTALS	RPI 1-25	RPI 26-50	W-L RECORDS	RPI 51-100	RPI 101-150	RPI 150+				
14- 16	2- 7	1- 3	OVERALL	0- 4	4- 2	7- 0				
8- 6	0- 4	1- 1	HOME	0- 1	4- 0	3- 0				
4- 9	2- 3	0- 2	AWAY	0- 2	0- 2	2- 0				
2- 1	0- 0	0- 0	NEUTRAL	0- 1	0- 0	2- 0				
9- 2	1- 1	0- 0	NON-CONFERENCE	0- 1	1- 0	7- 0				
4- 1	0- 1	0- 0	HOME	0- 0	1- 0	3- 0				
3- 1	1- 0	0- 0	AWAY	0- 1	0- 0	2- 0				
2- 0	0- 0	0- 0	NEUTRAL	0- 0	0- 0	2- 0				
5- 14	1- 6	1- 3	CONFERENCE	0- 3	3- 2	0- 0				
4- 5	0- 3	1- 1	HOME	0- 1	3- 0	0- 0				
1- 8	1- 3	0- 2	AWAY	0- 1	0- 2	0- 0				
0- 1	0- 0	0- 0	NEUTRAL	0- 1	0- 0	0- 0				

RPI	S	Opponent	Score	RPI	S	Opponent	Score	RPI	S	Opponent	Score	RPI	S	Opponent	Score
4	A	Oregon St.	70 50	34	A	Arizona St.	62 69	53	A	California	56 63	102	A	Washington St.	57 74
4	H	Oregon St.	60 74	34	H	Arizona St.	65 50	53	N	California	58 71	102	H	Washington St.	80 64
5	H	Mississippi St.	72 76	35	A	Oregon	50 73	78	H	Utah	53 58	108	H	Colorado	79 54
6	A	Stanford	42 58	35	H	Oregon	53 59	89	A	UNLV	66 77	124	H	Long Beach St.	82 74
9	A	Washington	67 77									133	A	Arizona	62 67
9	H	Washington	74 87									133	H	Arizona	58 54
10	A	UCLA	67 71									153	N	Missouri St.	89 67
10	H	UCLA	59 74									180	H	UC Riverside	67 49
22	A	Texas A&M	66 62									209	H	Grambling	75 64
												237	H	Hawaii	76 44
												276	N	Portland	67 54
												284	A	Sacramento St.	111 95
												326	A	UC Irvine	83 45
LAST 12 Division I GAMES:															
		53 N California	58 71			4 A Oregon St.	70 50								
		133 A Arizona	62 67			53 A California	56 63								
		34 A Arizona St.	62 69			6 A Stanford	42 58								
		9 H Washington	74 87			34 H Arizona St.	65 50								
		102 H Washington St.	80 64			133 H Arizona	58 54								
		35 A Oregon	50 73			10 A UCLA	67 71								

Non-Div I Games:

Southern California

■ Loss,
 ■ Non-Conf,
 ■ S Site,
 ■ Home
 ■ A Away
 N Neutral

Average RPI Win:	230	WON-LOST	WINNING	LAST 10	STRENGTH OF	OPP. STRENGTH	TEAM	ADJ.	CONF.	ADJ CONF.
Average RPI Loss:	140	RECORD	PCT. RANK	GAMES	SCHEDULE	OF SCHEDULE	RPI	RPI	RPI	RPI
DIV. I ONLY	15- 13	155	7- 3	211	181	168	168	16	16	
DIV. I NON-CONF.	5- 5	165	0- 0	168	195	162	162	14	14	
TOTALS	RPI 1-25	RPI 26-50	W-L RECORDS	RPI 51-100	RPI 101-150	RPI 150+				
15- 13	0- 1	1- 3	OVERALL	1- 1	0- 0	13- 8				
8- 5	0- 0	1- 1	HOME	0- 0	0- 0	7- 4				
7- 7	0- 1	0- 2	AWAY	1- 0	0- 0	6- 4				
0- 1	0- 0	0- 0	NEUTRAL	0- 1	0- 0	0- 0				
5- 5	0- 1	0- 0	NON-CONFERENCE	1- 1	0- 0	4- 3				
3- 1	0- 0	0- 0	HOME	0- 0	0- 0	3- 1				
2- 3	0- 1	0- 0	AWAY	1- 0	0- 0	1- 2				
0- 1	0- 0	0- 0	NEUTRAL	0- 1	0- 0	0- 0				
10- 8	0- 0	1- 3	CONFERENCE	0- 0	0- 0	9- 5				
5- 4	0- 0	1- 1	HOME	0- 0	0- 0	4- 3				
5- 4	0- 0	0- 2	AWAY	0- 0	0- 0	5- 2				
0- 0	0- 0	0- 0	NEUTRAL	0- 0	0- 0	0- 0				

RPI S	Opponent	Score	RPI S	Opponent	Score	RPI S	Opponent	Score	RPI S	Opponent	Score	Team's RPI: 168
19 A	Oklahoma	48 80	28 A	Drake	59 75	54 A	Purdue	64 61	153 A	Missouri St.	59 73	
			28 H	Drake	60 71	76 N	South Dakota	57 68	153 H	Missouri St.	60 78	
			49 A	UNI	49 79				165 H	Memphis	69 61	
			49 H	UNI	64 59				174 H	UAB	49 64	
									182 A	Wichita St.	61 58	
									182 H	Wichita St.	77 54	
									206 A	SIUE	59 60	
									218 A	UT Martin	68 76	
									232 A	Bradley	66 57	
									232 H	Bradley	69 63	
									235 A	Indiana St.	70 66	
									235 H	Indiana St.	53 68	
									241 A	Evansville	60 63	
									241 H	Evansville	61 74	
									264 H	Murray St.	70 63	
									268 H	Southeast Mo. St.	77 70	
									311 A	UMKC	77 69	
									314 A	Illinois St.	63 56	
									314 H	Illinois St.	57 48	
									323 A	Loyola Chicago	71 46	
									323 H	Loyola Chicago	73 57	
LAST 12 Division I GAMES:												
323 A	Loyola Chicago	71 46	153 A	Missouri St.	59 73							
235 A	Indiana St.	70 66	49 H	UNI	64 59							
232 H	Bradley	69 63	28 H	Drake	60 71							
314 H	Illinois St.	57 48	314 A	Illinois St.	63 56							
241 H	Evansville	61 74	232 A	Bradley	66 57							
182 A	Wichita St.	61 58	241 A	Evansville	60 63							

Non-Div I Games: Brescia 104 35

Southern Ill.

Average RPI Win:	219	WON-LOST	WINNING	LAST 10	STRENGTH OF	OPP. STRENGTH	TEAM	ADJ.	CONF.	ADJ CONF.
Average RPI Loss:	120	RECORD	PCT. RANK	GAMES	SCHEDULE	OF SCHEDULE	RPI	RPI	RPI	RPI
DIV. I ONLY	20- 9	72	9- 1	215	148	118	118	14	14	
DIV. I NON-CONF.	7- 4	114	0- 0	227	170	168	168	16	16	
TOTALS	RPI 1-25	RPI 26-50	W-L RECORDS	RPI 51-100	RPI 101-150	RPI 150+				
20- 9	0- 1	0- 1	OVERALL	1- 2	2- 2	17- 3				
13- 2	0- 1	0- 0	HOME	1- 0	2- 1	10- 0				
6- 5	0- 0	0- 0	AWAY	0- 0	0- 0	6- 0				
1- 2	0- 0	0- 0	NEUTRAL	0- 1	0- 0	1- 1				
7- 4	0- 1	0- 0	NON-CONFERENCE	0- 2	0- 0	7- 1				
5- 1	0- 1	0- 0	HOME	0- 0	0- 0	5- 0				
1- 1	0- 0	0- 0	AWAY	0- 1	0- 0	1- 0				
1- 2	0- 0	0- 0	NEUTRAL	0- 1	0- 0	1- 1				
13- 5	0- 0	0- 1	CONFERENCE	1- 0	2- 2	10- 2				
8- 1	0- 0	0- 0	HOME	1- 0	2- 1	5- 0				
5- 4	0- 0	0- 1	AWAY	0- 0	0- 1	5- 2				
0- 0	0- 0	0- 0	NEUTRAL	0- 0	0- 0	0- 0				

RPI 1-25			RPI 26-50			RPI 51-100			RPI 101+			Team's RPI: 118
RPI	S	Opponent	Score	RPI	S	Opponent	Score	RPI	S	Opponent	Score	
5	H	Mississippi St.	50 72	40	A	Western Ky.	53 79	53	N	California	51 71	114 H Charlotte 61 78
								74	A	Tulane	67 86	130 H Old Dominion 84 69
								81	H	Middle Tenn.	81 61	145 A Louisiana Tech 61 72
												145 H Louisiana Tech 72 63
												155 H Louisiana 71 49
												161 A Rice 68 76
												161 H Rice 79 60
												174 H UAB 64 59
												178 A UTSA 69 68
												178 H UTSA 74 71
												194 A North Texas 62 75
												194 H North Texas 70 48
												205 N Xavier 73 59
												208 H Alabama St. 70 43
												219 H New Orleans 78 53
												243 A South Ala. 57 48
												246 A Marshall 82 78
												297 N Northern Ky. 53 58
												300 A UTEP 79 68
												300 H UTEP 73 48
												305 H Alcorn 99 56
												307 A FIU 75 37
												310 H Mississippi Val. 83 55
												337 A Fla. Atlantic 82 67
LAST 12 Division I GAMES:												
145	H	Louisiana Tech	72 63	178	H	UTSA	74 71					
194	H	North Texas	70 48	40	A	Western Ky.	53 79					
161	H	Rice	79 60	246	A	Marshall	82 78					
337	A	Fla. Atlantic	82 67	174	H	UAB	64 59					
307	A	FIU	75 37	81	H	Middle Tenn.	81 61					
300	H	UTEP	73 48	161	A	Rice	68 76					

Non-Div I Games: William Carey 92 39

Southern Miss.

■ Loss,
 ■ Non-Conf, S Site,
 ■ Home
 ■ Away
 N Neutral

Southern U.

Through Games Of March 7, 2017

Average RPI Win:	287	WON-LOST	WINNING	LAST 10	STRENGTH OF	OPP. STRENGTH	TEAM	ADJ.	CONF.	ADJ CONF.
Average RPI Loss:	166	RECORD	PCT. RANK	GAMES	SCHEDULE	OF SCHEDULE	RPI	RPI	RPI	RPI
DIV. I ONLY	13- 13	169	6- 4	306	308	221	221	30	30	
DIV. I NON-CONF.	1- 6	310	0- 0	39	6	217	217	30	30	
TOTALS	RPI 1-25	RPI 26-50	W-L RECORDS	RPI 51-100	RPI 101-150	RPI 150+				
13- 13	0- 3	0- 1	OVERALL	0- 0	0- 0	13- 9				
9- 2	0- 0	0- 0	HOME	0- 0	0- 0	9- 2				
4- 10	0- 0	0- 0	AWAY	0- 0	0- 0	4- 1				
0- 1	0- 1	0- 0	NEUTRAL	0- 0	0- 0	0- 0				
1- 6	0- 3	0- 1	NON-CONFERENCE	0- 0	0- 0	1- 2				
1- 0	0- 0	0- 0	HOME	0- 0	0- 0	1- 0				
0- 5	0- 2	0- 1	AWAY	0- 0	0- 0	0- 2				
0- 1	0- 1	0- 0	NEUTRAL	0- 0	0- 0	0- 0				
12- 7	0- 0	0- 0	CONFERENCE	0- 0	0- 0	12- 7				
8- 2	0- 0	0- 0	HOME	0- 0	0- 0	8- 2				
4- 5	0- 0	0- 0	AWAY	0- 0	0- 0	4- 5				
0- 0	0- 0	0- 0	NEUTRAL	0- 0	0- 0	0- 0				

RPI 1-25				RPI 26-50				RPI 51-100				RPI 101+ Team's RPI: 221			
RPI	S	Opponent	Score	RPI	S	Opponent	Score	RPI	S	Opponent	Score	RPI	S	Opponent	Score
10	A	UCLA	47 95	43	A	Michigan St.	55 70					167	A	East Carolina	55 62
22	N	Texas A&M	58 81									172	H	Bethune-Cookman	61 59
25	A	Ohio St.	73 108									185	A	Texas Southern	46 58
												185	H	Texas Southern	71 77
												208	A	Alabama St.	70 75
												208	H	Alabama St.	59 53
												209	A	Grambling	71 68
												209	H	Grambling	63 70
												243	A	South Ala.	48 55
												267	A	Prairie View	63 70
												267	H	Prairie View	86 72
												285	A	Ark.-Pine Bluff	59 63
												285	H	Ark.-Pine Bluff	67 50
												305	A	Alcorn	63 69
												305	H	Alcorn	73 67
												305	H	Alcorn	45 33
												310	A	Mississippi Val.	62 51
												310	H	Mississippi Val.	51 44
												333	A	Jackson St.	85 56
												333	H	Jackson St.	80 61
												349	A	Alabama A&M	66 54
												349	H	Alabama A&M	69 57
LAST 12 Division I GAMES:															
305	H	Alcorn	73 67	310	A	Mississippi Val.	62 51								
185	A	Texas Southern	46 58	285	A	Ark.-Pine Bluff	59 63								
267	A	Prairie View	63 70	333	H	Jackson St.	80 61								
305	H	Alcorn	45 33	209	H	Grambling	63 70								
208	H	Alabama St.	59 53	305	A	Alcorn	63 69								
349	H	Alabama A&M	69 57	208	A	Alabama St.	70 75								

Non-Div I Games: Spring Hill 68 53

Southern U.

Loss, Non-Conf, S Site, H Home A Away N Neutral

Southern Utah

Through Games Of March 7, 2017

Average RPI Win:	213	WON-LOST	WINNING	LAST 10	STRENGTH OF	OPP. STRENGTH	TEAM	ADJ.	CONF.	ADJ CONF.
Average RPI Loss:	179	RECORD	PCT. RANK	GAMES	SCHEDULE	OF SCHEDULE	RPI	RPI	RPI	RPI
DIV. I ONLY	6- 23	316	2- 8	190	238	288	288	20	20	
DIV. I NON-CONF.	4- 6	209	0- 0	167	221	179	179	18	18	
TOTALS	RPI 1-25	RPI 26-50	W-L RECORDS	RPI 51-100	RPI 101-150	RPI 150+				
6- 23	0- 1	0- 0	OVERALL	0- 3	1- 9	5- 10				
1- 11	0- 0	0- 0	HOME	0- 0	0- 5	1- 6				
5- 11	0- 1	0- 0	AWAY	0- 3	1- 3	4- 4				
0- 1	0- 0	0- 0	NEUTRAL	0- 0	0- 1	0- 0				
4- 6	0- 1	0- 0	NON-CONFERENCE	0- 2	0- 1	4- 2				
0- 3	0- 0	0- 0	HOME	0- 0	0- 1	0- 2				
4- 3	0- 1	0- 0	AWAY	0- 2	0- 0	4- 0				
0- 0	0- 0	0- 0	NEUTRAL	0- 0	0- 0	0- 0				
2- 17	0- 0	0- 0	CONFERENCE	0- 1	1- 8	1- 8				
1- 8	0- 0	0- 0	HOME	0- 0	0- 4	1- 4				
1- 8	0- 0	0- 0	AWAY	0- 1	1- 3	0- 4				
0- 1	0- 0	0- 0	NEUTRAL	0- 0	0- 1	0- 0				

RPI	S	Opponent	Score	RPI	S	Opponent	Score	RPI	S	Opponent	Score	RPI	S	Opponent	Score	Team's RPI: 288
4	A	Oregon St.	38 77					77	A	Montana St.	68 71	115	A	North Dakota	70 75	
								78	A	Utah	43 69	115	H	North Dakota	65 68	
								96	A	Wyoming	48 68	121	A	Northern Colo.	55 74	
												121	H	Northern Colo.	53 83	
												133	H	Arizona	65 77	
												138	A	Eastern Wash.	64 63	
												138	H	Eastern Wash.	66 67	
												142	A	Idaho	61 76	
												142	H	Idaho	68 85	
												142	N	Idaho	68 83	
												156	A	CSUN	77 71	
												169	H	Idaho St.	68 71	
												187	A	Utah St.	70 54	
												223	A	Portland St.	74 81	
												223	H	Portland St.	82 64	
												238	H	Weber St.	68 73	
												247	H	Grand Canyon	73 76	
												250	A	CSU Bakersfield	65 59	
												284	A	Sacramento St.	69 81	
												284	H	Sacramento St.	104 110	
												295	A	Northern Ariz.	65 77	
												295	H	Northern Ariz.	68 77	
												325	A	Montana	55 64	
												326	A	UC Irvine	70 58	
												334	H	Utah Valley	64 70	
LAST 12 Division I GAMES:																
142	N	Idaho	68 83	77	A	Montana St.	68 71									
142	A	Idaho	61 76	325	A	Montana	55 64									
138	A	Eastern Wash.	64 63	169	H	Idaho St.	68 71									
284	H	Sacramento St.	104 110	238	H	Weber St.	68 73									
223	H	Portland St.	82 64	121	A	Northern Colo.	55 74									
295	A	Northern Ariz.	65 77	115	A	North Dakota	70 75									

Non-Div I Games: Antelope Valley 89 76

Southern Utah

Loss, Non-Conf, S Site, H Home A Away N Neutral

St. Bonaventure

Through Games Of March 7, 2017

Average RPI Win:	225	WON-LOST	WINNING	LAST 10	STRENGTH OF	OPP. STRENGTH	TEAM	ADJ.	CONF.	ADJ CONF.
Average RPI Loss:	141	RECORD	PCT. RANK	GAMES	SCHEDULE	OF SCHEDULE	RPI	RPI	RPI	RPI
DIV. I ONLY	9- 20	273	2- 8	126	168	248	248	12	12	
DIV. I NON-CONF.	5- 7	205	0- 0	164	258	205	205	12	12	
TOTALS	RPI 1-25	RPI 26-50	W-L RECORDS	RPI 51-100	RPI 101-150	RPI 150+				
9- 20	0- 0	0- 1	OVERALL	0- 5	3- 7	6- 7				
6- 7	0- 0	0- 1	HOME	0- 2	2- 2	4- 2				
1- 13	0- 0	0- 0	AWAY	0- 3	0- 5	1- 5				
2- 0	0- 0	0- 0	NEUTRAL	0- 0	1- 0	1- 0				
5- 7	0- 0	0- 0	NON-CONFERENCE	0- 2	2- 2	3- 3				
3- 2	0- 0	0- 0	HOME	0- 1	1- 0	2- 1				
0- 5	0- 0	0- 0	AWAY	0- 1	0- 2	0- 2				
2- 0	0- 0	0- 0	NEUTRAL	0- 0	1- 0	1- 0				
4- 13	0- 0	0- 1	CONFERENCE	0- 3	1- 5	3- 4				
3- 5	0- 0	0- 1	HOME	0- 1	1- 2	2- 1				
1- 8	0- 0	0- 0	AWAY	0- 2	0- 3	1- 3				
0- 0	0- 0	0- 0	NEUTRAL	0- 0	0- 0	0- 0				

RPI S	Opponent	Score	RPI S	Opponent	Score	RPI S	Opponent	Score	RPI S	Opponent	Score	Team's RPI: 248
			33 H Dayton	60 62		52 A George Washington	57 63		101 A Buffalo	47 68		
						63 A Toledo	50 74		106 N Rider	60 47		
						72 H Bucknell	35 57		111 A Saint Joseph's	53 70		
						93 A Saint Louis	49 64		113 H Albany (NY)	67 59		
						93 H Saint Louis	58 74		122 A Fordham	45 57		
									122 H Fordham	44 60		
									125 A Duquesne	61 83		
									125 H Duquesne	69 56		
									135 A Delaware	40 43		
									144 H VCU	60 77		
									170 A La Salle	70 73		
									170 H La Salle	45 57		
									192 A George Mason	49 52		
									233 A Richmond	54 61		
									253 H Canisius	57 74		
									261 H Stony Brook	51 37		
									263 N Austin Peay	58 57		
									265 A Niagara	43 65		
									272 H Colgate	70 57		
									277 H Davidson	70 51		
									280 A Eastern Mich.	56 75		
									302 H Rhode Island	78 69		
									309 A Massachusetts	55 38		
LAST 12 Division I GAMES:												
170 A La Salle	70 73	122 A Fordham	45 57									
125 A Duquesne	61 83	111 A Saint Joseph's	53 70									
144 H VCU	60 77	277 H Davidson	70 51									
52 A George Washington	57 63	125 H Duquesne	69 56									
93 H Saint Louis	58 74	309 A Massachusetts	55 38									
170 H La Salle	45 57	122 H Fordham	44 60									

Non-Div I Games:

St. Bonaventure

■ Loss,
■ Non-Conf,
■ S Site,
■ H Home
■ A Away
N Neutral

St. Francis Brooklyn

Through Games Of March 7, 2017

Average RPI Win:	287	WON-LOST	WINNING	LAST 10	STRENGTH OF	OPP. STRENGTH	TEAM	ADJ.	CONF.	ADJ CONF.
Average RPI Loss:	224	RECORD	PCT. RANK	GAMES	SCHEDULE	OF SCHEDULE	RPI	RPI	RPI	RPI
DIV. I ONLY	8- 22	296	2- 8	313	336	324	324	31	31	
DIV. I NON-CONF.	2- 9	293	0- 0	204	269	316	316	32	32	
TOTALS	RPI 1-25	RPI 26-50	W-L RECORDS	RPI 51-100	RPI 101-150	RPI 150+				
8- 22	0- 0	0- 1	OVERALL	0- 0	0- 3	8- 18				
4- 9	0- 0	0- 0	HOME	0- 0	0- 0	4- 9				
4- 12	0- 0	0- 1	AWAY	0- 0	0- 3	4- 8				
0- 1	0- 0	0- 0	NEUTRAL	0- 0	0- 0	0- 1				
2- 9	0- 0	0- 1	NON-CONFERENCE	0- 0	0- 3	2- 5				
2- 2	0- 0	0- 0	HOME	0- 0	0- 0	2- 2				
0- 6	0- 0	0- 1	AWAY	0- 0	0- 3	0- 2				
0- 1	0- 0	0- 0	NEUTRAL	0- 0	0- 0	0- 1				
6- 13	0- 0	0- 0	CONFERENCE	0- 0	0- 0	6- 13				
2- 7	0- 0	0- 0	HOME	0- 0	0- 0	2- 7				
4- 6	0- 0	0- 0	AWAY	0- 0	0- 0	4- 6				
0- 0	0- 0	0- 0	NEUTRAL	0- 0	0- 0	0- 0				

RPI 1-25			RPI 26-50			RPI 51-100			RPI 101+ Team's RPI: 324		
RPI	S	Opponent	Score	RPI	S	Opponent	Score	RPI	S	Opponent	Score
				42	A	James Madison	57 83				
								106	A	Rider	60 77
								108	A	Colorado	54 81
								147	A	Iona	46 62
								154	A	Army West Point	46 69
								176	N	Boston College	58 73
								191	A	Robert Morris	56 49
								191	H	Robert Morris	54 61
								193	A	Sacred Heart	58 61
								193	A	Sacred Heart	69 90
								193	H	Sacred Heart	74 81
								213	H	Howard	63 78
								217	H	Monmouth	87 78
								242	A	Saint Francis (PA)	62 79
								242	H	Saint Francis (PA)	59 75
								258	A	Bryant	54 63
								258	H	Bryant	63 47
								269	A	Loyola Maryland	60 69
								278	H	Manhattan	52 55
								289	A	Mt. St. Mary's	71 55
								289	H	Mt. St. Mary's	44 62
								306	A	Central Conn. St.	44 71
								306	H	Central Conn. St.	53 61
								327	H	Saint Peter's	58 52
								335	A	LIU Brooklyn	56 54
								335	H	LIU Brooklyn	58 62
								339	A	Fairleigh Dickinson	66 59
LAST 12 Division I GAMES:											
				193	A	Sacred Heart	69 90				
				289	A	Mt. St. Mary's	71 55				
				306	A	Central Conn. St.	44 71				
				335	H	LIU Brooklyn	58 62				
				341	H	Wagner	63 50				
				193	A	Sacred Heart	58 61				
				258	A	Bryant	54 63				
				242	H	Saint Francis (PA)	59 75				
				191	H	Robert Morris	54 61				
				341	A	Wagner	45 58				
				339	H	Fairleigh Dickinson	58 59				
				339	A	Fairleigh Dickinson	66 59				

Non-Div I Games:

St. Francis Brooklyn

■ Loss,
 ■ Non-Conf,
 ■ S Site,
 ■ Home
 ■ A Away
 N Neutral

S
t
.
F
r
a
n
c
i
s
B
r
o
o
k
l
y
n

RPI S Opponent St. Francis Brooklyn Score

Through Games Of March 7, 2017

RPI	S	Opponent	Score
339	H	Fairleigh Dickinson	58 59
341	A	Wagner	45 58
341	H	Wagner	63 50

St. Francis Brooklyn

S
t
.
F
r
a
n
c
i
s
B
r
o
o
k
l
y
n

St. John's (NY)

Through Games Of March 7, 2017

Average RPI Win:	155	WON-LOST	WINNING	LAST 10	STRENGTH OF	OPP. STRENGTH	TEAM	ADJ.	CONF.	ADJ CONF.
Average RPI Loss:	55	RECORD	PCT. RANK	GAMES	SCHEDULE	OF SCHEDULE	RPI	RPI	RPI	RPI
DIV. I ONLY	20- 11	98	6- 4	72	61	70	70	7	7	
DIV. I NON-CONF.	8- 3	67	0- 0	134	39	83	83	7	7	
TOTALS	RPI 1-25	RPI 26-50	W-L RECORDS	RPI 51-100	RPI 101-150	RPI 150+				
20- 11	0- 6	3- 1	OVERALL	4- 2	3- 1	10- 1				
11- 5	0- 3	2- 0	HOME	1- 1	1- 1	7- 0				
7- 4	0- 2	1- 0	AWAY	1- 1	2- 0	3- 1				
2- 2	0- 1	0- 1	NEUTRAL	2- 0	0- 0	0- 0				
8- 3	0- 1	1- 1	NON-CONFERENCE	1- 0	3- 1	3- 0				
5- 2	0- 1	1- 0	HOME	0- 0	1- 1	3- 0				
2- 0	0- 0	0- 0	AWAY	0- 0	2- 0	0- 0				
1- 1	0- 0	0- 1	NEUTRAL	1- 0	0- 0	0- 0				
12- 8	0- 5	2- 0	CONFERENCE	3- 2	0- 0	7- 1				
6- 3	0- 2	1- 0	HOME	1- 1	0- 0	4- 0				
5- 4	0- 2	1- 0	AWAY	1- 1	0- 0	3- 1				
1- 1	0- 1	0- 0	NEUTRAL	1- 0	0- 0	0- 0				

RPI 1-25				RPI 26-50				RPI 51-100 Team's RPI: 70				RPI 101+			
RPI	S	Opponent	Score	RPI	S	Opponent	Score	RPI	S	Opponent	Score	RPI	S	Opponent	Score
15	H	Miami (FL)	50 62	27	A	Marquette	82 72	51	N	Virginia	66 55	113	H	Albany (NY)	54 36
17	A	DePaul	51 54	27	H	Marquette	70 64	67	A	Villanova	50 55	122	A	Fordham	59 45
17	H	DePaul	66 78	34	N	Arizona St.	41 54	67	H	Villanova	56 67	125	H	Duquesne	65 71
17	N	DePaul	41 59	42	H	James Madison	74 63	67	N	Villanova	56 40	129	A	William & Mary	73 57
24	A	Creighton	60 67					68	A	Georgetown	71 66	196	A	Providence	71 47
24	H	Creighton	43 55					68	H	Georgetown	65 54	196	H	Providence	60 50
												198	A	Seton Hall	59 64
												198	H	Seton Hall	77 71
												205	A	Xavier	65 48
												205	H	Xavier	64 55
												228	H	Rutgers	65 39
												259	A	Butler	62 41
												259	H	Butler	62 55
												299	H	Lafayette	64 46
												341	H	Wagner	62 34
LAST 12 Division I GAMES:															
		17 N DePaul	41 59			67 H Villanova	56 67								
		67 N Villanova	56 40			27 A Marquette	82 72								
		198 H Seton Hall	77 71			17 A DePaul	51 54								
		24 A Creighton	60 67			205 H Xavier	64 55								
		196 A Providence	71 47			259 H Butler	62 55								
		68 H Georgetown	65 54			196 H Providence	60 50								

Non-Div I Games:

St. John's (NY)

■ Loss,
 ■ Non-Conf,
 ■ S Site,
 ■ H Home
 ■ A Away
 N Neutral

St. Mary's (CA)

Through Games Of March 7, 2017

Average RPI Win:	197	WON-LOST	WINNING	LAST 10	STRENGTH OF	OPP. STRENGTH	TEAM	ADJ.	CONF.	ADJ CONF.
Average RPI Loss:	102	RECORD	PCT. RANK	GAMES	SCHEDULE	OF SCHEDULE	RPI	RPI	RPI	RPI
DIV. I ONLY	20- 12	108	7- 3	134	114	109	109	15	15	
DIV. I NON-CONF.	5- 6	186	0- 0	131	41	149	149	13	13	
TOTALS	RPI 1-25	RPI 26-50	W-L RECORDS	RPI 51-100	RPI 101-150	RPI 150+				
20- 12	0- 0	0- 0	OVERALL	2- 8	3- 1	15- 3				
9- 5	0- 0	0- 0	HOME	1- 4	2- 0	6- 1				
9- 6	0- 0	0- 0	AWAY	0- 3	1- 1	8- 2				
2- 1	0- 0	0- 0	NEUTRAL	1- 1	0- 0	1- 0				
5- 6	0- 0	0- 0	NON-CONFERENCE	0- 4	1- 1	4- 1				
1- 4	0- 0	0- 0	HOME	0- 3	1- 0	0- 1				
4- 2	0- 0	0- 0	AWAY	0- 1	0- 1	4- 0				
0- 0	0- 0	0- 0	NEUTRAL	0- 0	0- 0	0- 0				
15- 6	0- 0	0- 0	CONFERENCE	2- 4	2- 0	11- 2				
8- 1	0- 0	0- 0	HOME	1- 1	1- 0	6- 0				
5- 4	0- 0	0- 0	AWAY	0- 2	1- 0	4- 2				
2- 1	0- 0	0- 0	NEUTRAL	1- 1	0- 0	1- 0				

RPI 1-25			RPI 26-50			RPI 51-100			RPI 101+			Team's RPI: 109
RPI	S	Opponent	Score	RPI	S	Opponent	Score	RPI	S	Opponent	Score	
						53 H California	67 74	102 A Washington St.		69 85		
						62 H Boise St.	78 83	121 H Northern Colo.		75 65		
						64 A Gonzaga	58 59	137 A San Francisco		64 62		
						64 H Gonzaga	75 79	137 H San Francisco		75 72		
						64 N Gonzaga	75 86	151 A Northeastern		77 53		
						73 A UC Davis	66 68	156 H CSUN		61 73		
						78 H Utah	62 63	160 A Santa Clara		73 58		
						87 A BYU	65 70	160 H Santa Clara		55 53		
						87 H BYU	64 58	160 N Santa Clara		60 57		
						87 N BYU	59 49	176 A Boston College		62 54		
								199 A San Jose St.		85 64		
								204 A Loyola Marymount		57 72		
								204 H Loyola Marymount		74 59		
								222 A San Diego		71 73		
								222 H San Diego		77 65		
								244 A Pacific		63 54		
								244 H Pacific		82 74		
								271 A Cal Poly		79 71		
								276 A Portland		75 65		
								276 H Portland		92 76		
								313 A Pepperdine		81 60		
								313 H Pepperdine		84 57		
LAST 12 Division I GAMES:												
						64 N Gonzaga	75 86	204 A Loyola Marymount		57 72		
						87 N BYU	59 49	64 A Gonzaga		58 59		
						160 N Santa Clara	60 57	276 A Portland		75 65		
						160 A Santa Clara	73 58	222 H San Diego		77 65		
						313 H Pepperdine	84 57	244 H Pacific		82 74		
						87 H BYU	64 58	160 H Santa Clara		55 53		

Non-Div I Games:

St. Mary's (CA)

■ Loss,
 ■ Non-Conf,
 ■ S Site,
 ■ H Home
 ■ A Away
 N Neutral

Average RPI Win:	91	WON-LOST	WINNING	LAST 10	STRENGTH OF	OPP. STRENGTH	TEAM	ADJ.	CONF.	ADJ CONF.
Average RPI Loss:	20	RECORD	PCT. RANK	GAMES	SCHEDULE	OF SCHEDULE	RPI	RPI	RPI	RPI
DIV. I ONLY	28- 5	9	8- 2	9	9	6	6	1	1	
DIV. I NON-CONF.	10- 2	32	0- 0	23	74	9	9	1	1	
TOTALS	RPI 1-25	RPI 26-50	W-L RECORDS	RPI 51-100	RPI 101-150	RPI 150+				
28- 5	3- 4	5- 0	OVERALL	8- 1	7- 0	5- 0				
12- 3	1- 2	2- 0	HOME	4- 1	3- 0	2- 0				
10- 2	1- 2	2- 0	AWAY	3- 0	3- 0	1- 0				
6- 0	1- 0	1- 0	NEUTRAL	1- 0	1- 0	2- 0				
10- 2	1- 1	0- 0	NON-CONFERENCE	3- 1	1- 0	5- 0				
5- 1	1- 0	0- 0	HOME	1- 1	1- 0	2- 0				
2- 1	0- 1	0- 0	AWAY	1- 0	0- 0	1- 0				
3- 0	0- 0	0- 0	NEUTRAL	1- 0	0- 0	2- 0				
18- 3	2- 3	5- 0	CONFERENCE	5- 0	6- 0	0- 0				
7- 2	0- 2	2- 0	HOME	3- 0	2- 0	0- 0				
8- 1	1- 1	2- 0	AWAY	2- 0	3- 0	0- 0				
3- 0	1- 0	1- 0	NEUTRAL	0- 0	1- 0	0- 0				

RPI	S	Opponent	Score	RPI	S	Opponent	Score	RPI	S	Opponent	Score	RPI	S	Opponent	Score
4	A	Oregon St.	47 50	34	A	Arizona St.	64 57	52	A	George Washington	71 52	102	A	Washington St.	76 54
4	H	Oregon St.	69 72	34	H	Arizona St.	66 56	53	A	California	72 66	102	N	Washington St.	66 36
4	N	Oregon St.	48 43	35	A	Oregon	65 59	53	H	California	72 54	108	A	Colorado	84 70
9	A	Washington	72 68	35	H	Oregon	81 60	54	N	Purdue	78 69	108	H	Colorado	64 51
10	H	UCLA	76 85	35	N	Oregon	71 56	64	H	Gonzaga	63 68	133	A	Arizona	77 55
13	H	Texas	71 59					73	H	UC Davis	68 42	133	H	Arizona	73 46
20	A	Tennessee	51 59					78	A	Utah	77 58	134	H	Yale	102 44
								78	H	Utah	87 51	151	N	Northeastern	74 45
								88	H	Southern California	58 42	156	H	CSUN	88 54
												182	N	Wichita St.	87 39
												250	A	CSU Bakersfield	77 56
												271	H	Cal Poly	83 55
LAST 12 Division I GAMES:															
		4 N Oregon St.	48 43			53 A California	72 66								
		35 N Oregon	71 56			78 H Utah	87 51								
		102 N Washington St.	66 36			108 H Colorado	64 51								
		35 A Oregon	65 59			10 H UCLA	76 85								
		4 A Oregon St.	47 50			88 H Southern California	58 42								
		53 H California	72 54			9 A Washington	72 68								

Non-Div I Games:

Stanford

Average RPI Win:	251	WON-LOST	WINNING	LAST 10	STRENGTH OF	OPP. STRENGTH	TEAM	ADJ.	CONF.	ADJ CONF.
Average RPI Loss:	125	RECORD	PCT. RANK	GAMES	SCHEDULE	OF SCHEDULE	RPI	RPI	RPI	RPI
DIV. I ONLY	22- 5	18	10- 0	292	260	98	98	25	25	
DIV. I NON-CONF.	8- 4	97	0- 0	211	286	117	117	24	24	
TOTALS	RPI 1-25	RPI 26-50	W-L RECORDS	RPI 51-100	RPI 101-150	RPI 150+				
22- 5	0- 0	0- 1	OVERALL	2- 1	1- 1	19- 2				
11- 2	0- 0	0- 0	HOME	1- 0	0- 1	10- 1				
9- 3	0- 0	0- 1	AWAY	1- 1	1- 0	7- 1				
2- 0	0- 0	0- 0	NEUTRAL	0- 0	0- 0	2- 0				
8- 4	0- 0	0- 1	NON-CONFERENCE	0- 1	0- 0	8- 2				
4- 1	0- 0	0- 0	HOME	0- 0	0- 0	4- 1				
2- 3	0- 0	0- 1	AWAY	0- 1	0- 0	2- 1				
2- 0	0- 0	0- 0	NEUTRAL	0- 0	0- 0	2- 0				
14- 1	0- 0	0- 0	CONFERENCE	2- 0	1- 1	11- 0				
7- 1	0- 0	0- 0	HOME	1- 0	0- 1	6- 0				
7- 0	0- 0	0- 0	AWAY	1- 0	1- 0	5- 0				
0- 0	0- 0	0- 0	NEUTRAL	0- 0	0- 0	0- 0				

RPI 1-25				RPI 26-50				RPI 51-100				Team's RPI: 98	RPI 101+			
RPI	S	Opponent	Score	RPI	S	Opponent	Score	RPI	S	Opponent	Score		RPI	S	Opponent	Score
				30	A	South Fla.	60 74	66	A	Chattanooga	55 66		103	A	FGCU	67 64
								94	A	Jacksonville	65 49		103	H	FGCU	71 84
								94	H	Jacksonville	57 47		172	A	Arkansas	62 79
													172	H	Bethune-Cookman	63 60
													191	N	Robert Morris	68 60
													206	H	SIUE	78 68
													220	A	High Point	81 47
													238	N	Weber St.	70 68
													252	H	Tennessee St.	50 56
													275	A	Kennesaw St.	65 56
													275	H	Kennesaw St.	60 43
													292	H	Valparaiso	87 75
													294	A	North Florida	62 44
													294	H	North Florida	68 44
													297	A	Northern Ky.	54 45
													298	A	Lipscomb	91 66
													298	H	Lipscomb	66 60
													301	H	Eastern Ill.	72 55
													315	A	USC Upstate	77 55
													315	H	USC Upstate	70 49
													315	H	USC Upstate	80 68
													320	A	NJIT	60 37
													320	H	NJIT	77 43
LAST 12 Division I GAMES:																
				315	H	USC Upstate	70 49	94	H	Jacksonville	57 47					
				103	A	FGCU	67 64	294	A	North Florida	62 44					
				315	A	USC Upstate	77 55	94	A	Jacksonville	65 49					
				320	A	NJIT	60 37	294	H	North Florida	68 44					
				275	H	Kennesaw St.	60 43	320	H	NJIT	77 43					
				298	H	Lipscomb	66 60	315	H	USC Upstate	80 68					

Non-Div I Games: Palm Beach Atl. 89 50 Webber Int'l 92 54 Warner 100 34

Stetson

Stony Brook

Through Games Of March 7, 2017

Average RPI Win:	253	WON-LOST	WINNING	LAST 10	STRENGTH OF	OPP. STRENGTH	TEAM	ADJ.	CONF.	ADJ CONF.
Average RPI Loss:	162	RECORD	PCT. RANK	GAMES	SCHEDULE	OF SCHEDULE	RPI	RPI	RPI	RPI
DIV. I ONLY	11- 18	244	3- 7	252	240	261	261	22	22	
DIV. I NON-CONF.	6- 6	165	0- 0	289	284	224	224	22	22	
TOTALS	RPI 1-25	RPI 26-50	W-L RECORDS	RPI 51-100	RPI 101-150	RPI 150+				
11- 18	0- 0	0- 2	OVERALL	0- 3	2- 4	9- 9				
6- 7	0- 0	0- 1	HOME	0- 1	2- 1	4- 4				
4- 9	0- 0	0- 0	AWAY	0- 1	0- 3	4- 5				
1- 2	0- 0	0- 1	NEUTRAL	0- 1	0- 0	1- 0				
6- 6	0- 0	0- 2	NON-CONFERENCE	0- 0	1- 1	5- 3				
3- 2	0- 0	0- 1	HOME	0- 0	1- 0	2- 1				
2- 3	0- 0	0- 0	AWAY	0- 0	0- 1	2- 2				
1- 1	0- 0	0- 1	NEUTRAL	0- 0	0- 0	1- 0				
5- 12	0- 0	0- 0	CONFERENCE	0- 3	1- 3	4- 6				
3- 5	0- 0	0- 0	HOME	0- 1	1- 1	2- 3				
2- 6	0- 0	0- 0	AWAY	0- 1	0- 2	2- 3				
0- 1	0- 0	0- 0	NEUTRAL	0- 1	0- 0	0- 0				

RPI S	Opponent	Score	RPI S	Opponent	Score	RPI S	Opponent	Score	RPI S	Opponent	Score	Team's RPI: 261
31	H Syracuse	60 78	75	A New Hampshire	46 49	113	A Albany (NY)	54 64				
50	N Indiana	60 74	75	H New Hampshire	45 56	113	H Albany (NY)	57 75				
			75	N New Hampshire	49 58	126	H Cornell	66 65				
						127	A Maine	71 78				
						127	H Maine	55 41				
						147	A Iona	46 57				
						183	A Hartford	52 65				
						183	H Hartford	40 62				
						188	H Hofstra	64 67				
						195	H Columbia	55 53				
						210	A UMBC	61 67				
						210	H UMBC	51 37				
						211	A Binghamton	74 59				
						211	H Binghamton	40 48				
						248	A St. Bonaventure	37 51				
						274	A Vermont	43 53				
						274	H Vermont	43 57				
						278	A Manhattan	55 50				
						306	A Central Conn. St.	64 59				
						311	H UMKC	57 55				
						329	N Florida A&M	80 49				
						335	A LIU Brooklyn	48 58				
						344	A UMass Lowell	86 44				
						344	H UMass Lowell	83 53				
LAST 12 Division I GAMES:												
75	N New Hampshire	49 58	344	A UMass Lowell	86 44							
274	H Vermont	43 57	113	H Albany (NY)	57 75							
210	H UMBC	51 37	75	H New Hampshire	45 56							
211	A Binghamton	74 59	274	A Vermont	43 53							
183	H Hartford	40 62	210	A UMBC	61 67							
127	A Maine	71 78	211	H Binghamton	40 48							

Non-Div I Games: Molloy 62 53

Stony Brook

Loss, Non-Conf, S Site, H Home A Away N Neutral

Average RPI Win:	150	WON-LOST	WINNING	LAST 10	STRENGTH OF	OPP. STRENGTH	TEAM	ADJ.	CONF.	ADJ CONF.
Average RPI Loss:	24	RECORD	PCT. RANK	GAMES	SCHEDULE	OF SCHEDULE	RPI	RPI	RPI	RPI
DIV. I ONLY	21- 10	82	7- 3	46	33	31	31	3	3	
DIV. I NON-CONF.	9- 4	85	0- 0	114	80	81	81	4	4	
TOTALS	RPI 1-25	RPI 26-50	W-L RECORDS	RPI 51-100	RPI 101-150	RPI 150+				
21- 10	1- 8	2- 0	OVERALL	3- 2	5- 0	10- 0				
13- 1	1- 1	2- 0	HOME	2- 0	1- 0	7- 0				
5- 5	0- 3	0- 0	AWAY	0- 2	2- 0	3- 0				
3- 4	0- 4	0- 0	NEUTRAL	1- 0	2- 0	0- 0				
9- 4	0- 3	1- 0	NON-CONFERENCE	1- 1	1- 0	6- 0				
6- 0	0- 0	1- 0	HOME	0- 0	0- 0	5- 0				
1- 1	0- 0	0- 0	AWAY	0- 1	0- 0	1- 0				
2- 3	0- 3	0- 0	NEUTRAL	1- 0	1- 0	0- 0				
12- 6	1- 5	1- 0	CONFERENCE	2- 1	4- 0	4- 0				
7- 1	1- 1	1- 0	HOME	2- 0	1- 0	2- 0				
4- 4	0- 3	0- 0	AWAY	0- 1	2- 0	2- 0				
1- 1	0- 1	0- 0	NEUTRAL	0- 0	1- 0	0- 0				

RPI	S	Opponent	Score	RPI	S	Opponent	Score	RPI	S	Opponent	Score	RPI	S	Opponent	Score
2	H	Notre Dame	80 85	38	H	North Carolina St.	85 75	51	H	Virginia	54 49	105	A	Virginia Tech	82 72
8	A	Duke	55 72	43	H	Michigan St.	75 64	52	N	George Washington	74 71	112	A	Clemson	88 62
8	N	Duke	46 68					58	A	Georgia Tech	66 75	120	H	North Carolina	95 64
11	A	Louisville	76 91					79	A	Drexel	61 62	120	N	North Carolina	83 64
12	A	Florida St.	58 77					86	H	Wake Forest	85 64	130	N	Old Dominion	92 66
15	H	Miami (FL)	81 48									159	A	Pittsburgh	73 57
17	N	DePaul	84 108									159	H	Pittsburgh	93 65
22	N	Texas A&M	84 105									176	A	Boston College	72 45
25	N	Ohio St.	72 77									176	H	Boston College	79 52
												177	H	Siena	102 65
												261	A	Stony Brook	78 60
												265	H	Niagara	109 60
												291	H	Coppin St.	76 30
												302	H	Rhode Island	95 49
												306	H	Central Conn. St.	95 63
LAST 12 Division I GAMES:															
8	N	Duke	46 68	8	A	Duke	55 72								
120	N	North Carolina	83 64	176	A	Boston College	72 45								
159	A	Pittsburgh	73 57	159	H	Pittsburgh	93 65								
86	H	Wake Forest	85 64	105	A	Virginia Tech	82 72								
2	H	Notre Dame	80 85	15	H	Miami (FL)	81 48								
120	H	North Carolina	95 64	12	A	Florida St.	58 77								

Non-Div I Games:

Syracuse

■ Loss,
 ■ Non-Conf,
 ■ S Site,
 ■ Home
 ■ Away
 N Neutral

TCU				STRENGTH OF SCHEDULE	OPP. STRENGTH OF SCHEDULE	TEAM RPI	ADJ. RPI	CONF. RPI	ADJ CONF. RPI
Average RPI Win:	212	WON-LOST RECORD	WINNING PCT. RANK						
Average RPI Loss:	38		LAST 10 GAMES						
DIV. I ONLY	12- 18	227	2- 8	62	30	164	164	4	4
DIV. I NON-CONF.	8- 3	67	0- 0	199	184	122	122	3	3

TOTALS	RPI 1-25	RPI 26-50	W-L RECORDS	RPI 51-100	RPI 101-150	RPI 150+			
12- 18	0- 10	0- 3	OVERALL	2- 3	1- 2	9- 0			
11- 7	0- 5	0- 1	HOME	2- 1	1- 0	8- 0			
1- 10	0- 5	0- 2	AWAY	0- 2	0- 1	1- 0			
0- 1	0- 0	0- 0	NEUTRAL	0- 0	0- 1	0- 0			
8- 3	0- 2	0- 1	NON-CONFERENCE	1- 0	0- 0	7- 0			
8- 1	0- 1	0- 0	HOME	1- 0	0- 0	7- 0			
0- 2	0- 1	0- 1	AWAY	0- 0	0- 0	0- 0			
0- 0	0- 0	0- 0	NEUTRAL	0- 0	0- 0	0- 0			
4- 15	0- 8	0- 2	CONFERENCE	1- 3	1- 2	2- 0			
3- 6	0- 4	0- 1	HOME	1- 1	1- 0	1- 0			
1- 8	0- 4	0- 1	AWAY	0- 2	0- 1	1- 0			
0- 1	0- 0	0- 0	NEUTRAL	0- 0	0- 1	0- 0			

RPI 1-25				RPI 26-50				RPI 51-100				RPI 101+ Team's RPI: 164			
RPI	S	Opponent	Score	RPI	S	Opponent	Score	RPI	S	Opponent	Score	RPI	S	Opponent	Score
2	A	Notre Dame	59 92	36	A	LSU	61 67	57	A	Iowa St.	69 72	104	A	Texas Tech	64 79
7	A	Baylor	54 77	41	A	West Virginia	73 77	57	H	Iowa St.	80 75	104	H	Texas Tech	76 62
7	H	Baylor	73 91	41	H	West Virginia	61 83	80	A	Oklahoma St.	70 88	104	N	Texas Tech	58 76
13	A	Texas	54 83					80	H	Oklahoma St.	67 82	185	H	Texas Southern	77 48
13	H	Texas	69 77					100	H	SMU	76 67	186	A	Kansas	80 68
19	A	Oklahoma	72 87									186	H	Kansas	83 68
19	H	Oklahoma	64 73									209	H	Grambling	83 47
21	A	Kansas St.	63 74									259	H	Butler	73 47
21	H	Kansas St.	65 68									286	H	McNeese	74 70
22	H	Texas A&M	67 75									305	H	Alcorn	95 39
												332	H	Incarinate Word	88 40
												340	H	Sam Houston St.	81 37
LAST 12 Division I GAMES:															
		104 N Texas Tech	58 76			7 H Baylor	73 91								
		104 A Texas Tech	64 79			104 H Texas Tech	76 62								
		19 H Oklahoma	64 73			186 A Kansas	80 68								
		41 A West Virginia	73 77			57 A Iowa St.	69 72								
		21 H Kansas St.	65 68			13 H Texas	69 77								
		80 A Oklahoma St.	70 88			186 H Kansas	83 68								

Non-Div I Games:

TCU

■ Loss,
 ■ Non-Conf,
 ■ S Site,
 ■ H Home
 ■ A Away
 N Neutral

Average RPI Win:	135	WON-LOST	WINNING	LAST 10	STRENGTH OF	OPP. STRENGTH	TEAM	ADJ.	CONF.	ADJ CONF.
Average RPI Loss:	51	RECORD	PCT. RANK	GAMES	SCHEDULE	OF SCHEDULE	RPI	RPI	RPI	RPI
DIV. I ONLY	24- 7	30	8- 2	51	49	18	18	5	5	
DIV. I NON-CONF.	10- 3	54	0- 0	68	54	25	25	5	5	
TOTALS	RPI 1-25	RPI 26-50	W-L RECORDS	RPI 51-100	RPI 101-150	RPI 150+				
24- 7	1- 2	2- 3	OVERALL	6- 1	3- 0	12- 1				
11- 2	1- 1	1- 1	HOME	2- 0	1- 0	6- 0				
12- 3	0- 1	1- 1	AWAY	4- 0	2- 0	5- 1				
1- 2	0- 0	0- 1	NEUTRAL	0- 1	0- 0	1- 0				
10- 3	1- 0	1- 1	NON-CONFERENCE	2- 1	1- 0	5- 1				
5- 0	1- 0	1- 0	HOME	0- 0	0- 0	3- 0				
5- 2	0- 0	0- 1	AWAY	2- 0	1- 0	2- 1				
0- 1	0- 0	0- 0	NEUTRAL	0- 1	0- 0	0- 0				
14- 4	0- 2	1- 2	CONFERENCE	4- 0	2- 0	7- 0				
6- 2	0- 1	0- 1	HOME	2- 0	1- 0	3- 0				
7- 1	0- 1	1- 0	AWAY	2- 0	1- 0	3- 0				
1- 1	0- 0	0- 1	NEUTRAL	0- 0	0- 0	1- 0				

RPI	S	Opponent	Score	RPI	S	Opponent	Score	RPI	S	Opponent	Score	RPI	S	Opponent	Score
1	A	UConn	45 90	30	A	South Fla.	77 71	55	A	Penn	63 53	111	A	Saint Joseph's	86 70
1	H	UConn	69 97	30	H	South Fla.	51 55	67	A	Villanova	83 48	143	A	Tulsa	58 49
17	H	DePaul	84 74	30	N	South Fla.	58 63	74	A	Tulane	76 50	143	H	Tulsa	70 43
				32	H	Quinnipiac	71 68	74	H	Tulane	86 71	163	H	Fairfield	73 59
				44	A	Harvard	62 73	82	N	Florida	76 83	165	A	Memphis	73 67
								95	A	UCF	66 60	165	H	Memphis	66 51
								100	H	SMU	66 52	166	A	Hampton	65 71
												167	A	East Carolina	76 43
												167	H	East Carolina	78 47
												170	H	La Salle	86 70
												175	A	Houston	69 57
												175	N	Houston	67 58
												181	H	Cincinnati	88 64
												228	A	Rutgers	48 37
												274	H	Vermont	53 39
												275	A	Kennesaw St.	79 38
LAST 12 Division I GAMES:															
				30	N	South Fla.	58 63	100	H	SMU	66 52				
				175	N	Houston	67 58	167	A	East Carolina	76 43				
				95	A	UCF	66 60	143	H	Tulsa	70 43				
				181	H	Cincinnati	88 64	74	A	Tulane	76 50				
				1	A	UConn	45 90	1	H	UConn	69 97				
				30	A	South Fla.	77 71	30	H	South Fla.	51 55				

Non-Div I Games:

Temple

Tennessee

Through Games Of March 7, 2017

Average RPI Win:	97	WON-LOST	WINNING	LAST 10	STRENGTH OF	OPP. STRENGTH	TEAM	ADJ.	CONF.	ADJ CONF.
Average RPI Loss:	68	RECORD	PCT. RANK	GAMES	SCHEDULE	OF SCHEDULE	RPI	RPI	RPI	RPI
DIV. I ONLY	19- 11	104	6- 4	5	27	20	20	2	2	
DIV. I NON-CONF.	9- 4	85	0- 0	6	34	15	15	2	2	
TOTALS	RPI 1-25	RPI 26-50	W-L RECORDS	RPI 51-100	RPI 101-150	RPI 150+				
19- 11	6- 4	2- 1	OVERALL	2- 2	4- 4	5- 0				
13- 3	4- 3	1- 0	HOME	1- 0	3- 0	4- 0				
6- 7	2- 1	1- 1	AWAY	1- 2	1- 3	1- 0				
0- 1	0- 0	0- 0	NEUTRAL	0- 0	0- 1	0- 0				
9- 4	2- 2	1- 0	NON-CONFERENCE	0- 1	2- 1	4- 0				
7- 1	2- 1	0- 0	HOME	0- 0	2- 0	3- 0				
2- 3	0- 1	1- 0	AWAY	0- 1	0- 1	1- 0				
0- 0	0- 0	0- 0	NEUTRAL	0- 0	0- 0	0- 0				
10- 7	4- 2	1- 1	CONFERENCE	2- 1	2- 3	1- 0				
6- 2	2- 2	1- 0	HOME	1- 0	1- 0	1- 0				
4- 4	2- 0	0- 1	AWAY	1- 1	1- 2	0- 0				
0- 1	0- 0	0- 0	NEUTRAL	0- 0	0- 1	0- 0				

RPI	S	Opponent	Score	RPI	S	Opponent	Score	RPI	S	Opponent	Score	RPI	S	Opponent	Score
2	H	Notre Dame	71 69	36	H	LSU	77 58	82	A	Florida	84 75	105	A	Virginia Tech	63 67
3	A	South Carolina	76 74	42	A	James Madison	81 69	82	H	Florida	74 70	110	A	Vanderbilt	70 57
5	A	Mississippi St.	82 64	46	A	Auburn	61 79	84	A	Penn St.	56 70	110	H	Vanderbilt	91 63
5	H	Mississippi St.	64 74					85	A	Georgia	78 81	118	A	Ole Miss	62 67
6	H	Stanford	59 51									123	H	Troy	110 84
7	H	Baylor	66 88									132	A	Alabama	57 65
13	A	Texas	67 72									132	N	Alabama	64 72
14	H	Kentucky	72 65									136	H	Navy	85 55
22	H	Texas A&M	59 61									172	H	Arkansas	59 46
23	H	Missouri	77 66									202	A	ETSU	83 58
												215	H	Appalachian St.	92 66
												224	H	UNCW	90 54
												252	H	Tennessee St.	86 36
LAST 12 Division I GAMES:															
132	N	Alabama	64 72	23	H	Missouri	77 66								
5	A	Mississippi St.	82 64	85	A	Georgia	78 81								
82	H	Florida	74 70	36	H	LSU	77 58								
172	H	Arkansas	59 46	3	A	South Carolina	76 74								
132	A	Alabama	57 65	82	A	Florida	84 75								
22	H	Texas A&M	59 61	110	H	Vanderbilt	91 63								

Non-Div I Games:

Tennessee

■ Loss,
■ Non-Conf,
■ S Site,
■ H Home
■ A Away
N Neutral

Tennessee St.

Through Games Of March 7, 2017

Average RPI Win:	234	WON-LOST	WINNING	LAST 10	STRENGTH OF	OPP. STRENGTH	TEAM	ADJ.	CONF.	ADJ CONF.
Average RPI Loss:	186	RECORD	PCT. RANK	GAMES	SCHEDULE	OF SCHEDULE	RPI	RPI	RPI	RPI
DIV. I ONLY	9- 16	250	3- 7	208	254	252	252	26	26	
DIV. I NON-CONF.	4- 5	198	0- 0	184	134	145	145	26	26	
TOTALS	RPI 1-25	RPI 26-50	W-L RECORDS	RPI 51-100	RPI 101-150	RPI 150+				
9- 16	0- 1	0- 0	OVERALL	1- 4	0- 0	8- 11				
6- 3	0- 0	0- 0	HOME	0- 1	0- 0	6- 2				
2- 12	0- 1	0- 0	AWAY	1- 3	0- 0	1- 8				
1- 1	0- 0	0- 0	NEUTRAL	0- 0	0- 0	1- 1				
4- 5	0- 1	0- 0	NON-CONFERENCE	1- 2	0- 0	3- 2				
1- 0	0- 0	0- 0	HOME	0- 0	0- 0	1- 0				
2- 4	0- 1	0- 0	AWAY	1- 2	0- 0	1- 1				
1- 1	0- 0	0- 0	NEUTRAL	0- 0	0- 0	1- 1				
5- 11	0- 0	0- 0	CONFERENCE	0- 2	0- 0	5- 9				
5- 3	0- 0	0- 0	HOME	0- 1	0- 0	5- 2				
0- 8	0- 0	0- 0	AWAY	0- 1	0- 0	0- 7				
0- 0	0- 0	0- 0	NEUTRAL	0- 0	0- 0	0- 0				

RPI 1-25				RPI 26-50				RPI 51-100				RPI 101+ Team's RPI: 252			
RPI	S	Opponent	Score	RPI	S	Opponent	Score	RPI	S	Opponent	Score	RPI	S	Opponent	Score
20	A	Tennessee	36 86					56	A	Belmont	71 87	172	N	Bethune-Cookman	69 60
								56	H	Belmont	60 70	179	A	Morehead St.	74 87
								80	A	Oklahoma St.	48 86	179	H	Morehead St.	69 66
								89	A	UNLV	48 69	205	A	Xavier	54 63
								98	A	Stetson	56 50	206	A	SIUE	52 73
												212	N	Wisconsin	70 80
												218	H	UT Martin	85 80
												251	A	Jacksonville St.	56 69
												251	H	Jacksonville St.	64 51
												263	A	Austin Peay	63 79
												264	A	Murray St.	72 80
												268	H	Southeast Mo. St.	67 75
												270	A	Eastern Ky.	62 66
												270	H	Eastern Ky.	78 64
												281	A	Tennessee Tech	59 64
												281	H	Tennessee Tech	59 72
												298	A	Lipscomb	77 71
												301	H	Eastern Ill.	69 58
												318	H	Arkansas St.	76 66
LAST 12 Division I GAMES:															
56	A	Belmont	71 87	301	H	Eastern Ill.	69 58								
270	H	Eastern Ky.	78 64	56	H	Belmont	60 70								
179	A	Morehead St.	74 87	206	A	SIUE	52 73								
251	A	Jacksonville St.	56 69	251	H	Jacksonville St.	64 51								
281	H	Tennessee Tech	59 72	281	A	Tennessee Tech	59 64								
263	A	Austin Peay	63 79	270	A	Eastern Ky.	62 66								

Non-Div I Games: Fisk 97 41

Tennessee St.

■ Loss,
 ■ Non-Conf,
 ■ S Site,
 ■ Home
 ■ A Away
 N Neutral

Tennessee Tech

Through Games Of March 7, 2017

Average RPI Win:	268	WON-LOST	WINNING	LAST 10	STRENGTH OF	OPP. STRENGTH	TEAM	ADJ.	CONF.	ADJ CONF.
Average RPI Loss:	180	RECORD	PCT. RANK	GAMES	SCHEDULE	OF SCHEDULE	RPI	RPI	RPI	RPI
DIV. I ONLY	9- 20	273	3- 7	212	289	281	281	26	26	
DIV. I NON-CONF.	2- 10	305	0- 0	209	294	311	311	26	26	
TOTALS	RPI 1-25	RPI 26-50	W-L RECORDS	RPI 51-100	RPI 101-150	RPI 150+				
9- 20	0- 0	0- 0	OVERALL	0- 4	0- 3	9- 13				
6- 7	0- 0	0- 0	HOME	0- 2	0- 1	6- 4				
3- 12	0- 0	0- 0	AWAY	0- 2	0- 2	3- 8				
0- 1	0- 0	0- 0	NEUTRAL	0- 0	0- 0	0- 1				
2- 10	0- 0	0- 0	NON-CONFERENCE	0- 2	0- 3	2- 5				
1- 4	0- 0	0- 0	HOME	0- 1	0- 1	1- 2				
1- 6	0- 0	0- 0	AWAY	0- 1	0- 2	1- 3				
0- 0	0- 0	0- 0	NEUTRAL	0- 0	0- 0	0- 0				
7- 10	0- 0	0- 0	CONFERENCE	0- 2	0- 0	7- 8				
5- 3	0- 0	0- 0	HOME	0- 1	0- 0	5- 2				
2- 6	0- 0	0- 0	AWAY	0- 1	0- 0	2- 5				
0- 1	0- 0	0- 0	NEUTRAL	0- 0	0- 0	0- 1				

RPI S	Opponent	Score	RPI S	Opponent	Score	RPI S	Opponent	Score	RPI S	Opponent	Score	Team's RPI: 281
						56	A Belmont	75 89	110	A Vanderbilt	57 89	
						56	H Belmont	66 85	128	A Radford	46 79	
						59	A IUPUI	63 77	141	H Wright St.	54 65	
						81	H Middle Tenn.	62 73	179	A Morehead St.	65 79	
									179	H Morehead St.	52 81	
									181	A Cincinnati	38 60	
									200	H UNG	59 65	
									202	H ETSU	76 82	
									206	A SIUE	49 60	
									206	N SIUE	69 77	
									218	H UT Martin	81 71	
									238	A UNC Asheville	65 77	
									251	A Jacksonville St.	44 57	
									251	H Jacksonville St.	56 54	
									252	A Tennessee St.	72 59	
									252	H Tennessee St.	64 59	
									263	H Austin Peay	84 87	
									264	H Murray St.	72 54	
									268	A Southeast Mo. St.	74 63	
									270	A Eastern Ky.	65 78	
									270	H Eastern Ky.	53 51	
									297	H Northern Ky.	55 40	
									298	A Lipscomb	69 71	
									301	A Eastern Ill.	46 54	
									342	A Winthrop	73 50	
LAST 12 Division I GAMES:												
			206	N SIUE	69 77	301	A Eastern Ill.	46 54				
			270	A Eastern Ky.	65 78	218	H UT Martin	81 71				
			179	H Morehead St.	52 81	270	H Eastern Ky.	53 51				
			251	A Jacksonville St.	44 57	179	A Morehead St.	65 79				
			56	H Belmont	66 85	56	A Belmont	75 89				
			252	A Tennessee St.	72 59	252	H Tennessee St.	64 59				

Non-Div I Games: Tenn. Wesleyan 54 41

Tennessee Tech

Loss, Non-Conf, S Site, H Home A Away N Neutral

Average RPI Win: 115	WON-LOST	WINNING	LAST 10	STRENGTH OF	OPP. STRENGTH	TEAM	ADJ.	CONF.	ADJ CONF.
Average RPI Loss: 17	RECORD	PCT. RANK	GAMES	SCHEDULE	OF SCHEDULE	RPI	RPI	RPI	RPI
DIV. I ONLY	23- 8	46	6- 4	7	4	13	13	4	4
DIV. I NON-CONF.	7- 4	114	1- 0	9	7	37	37	3	3
TOTALS	RPI 1-25	RPI 26-50	W-L RECORDS	RPI 51-100	RPI 101-150	RPI 150+			
23- 8	6- 6	2- 1	OVERALL	4- 1	2- 0	9- 0			
13- 3	3- 2	1- 0	HOME	1- 1	1- 0	7- 0			
9- 3	3- 3	1- 0	AWAY	2- 0	1- 0	2- 0			
1- 2	0- 1	0- 1	NEUTRAL	1- 0	0- 0	0- 0			
7- 4	2- 4	0- 0	NON-CONFERENCE	0- 0	0- 0	5- 0			
6- 1	1- 1	0- 0	HOME	0- 0	0- 0	5- 0			
1- 2	1- 2	0- 0	AWAY	0- 0	0- 0	0- 0			
0- 1	0- 1	0- 0	NEUTRAL	0- 0	0- 0	0- 0			
16- 4	4- 2	2- 1	CONFERENCE	4- 1	2- 0	4- 0			
7- 2	2- 1	1- 0	HOME	1- 1	1- 0	2- 0			
8- 1	2- 1	1- 0	AWAY	2- 0	1- 0	2- 0			
1- 1	0- 0	0- 1	NEUTRAL	1- 0	0- 0	0- 0			

RPI S	Opponent	Score	RPI S	Opponent	Score	RPI S	Opponent	Score	RPI S	Opponent	Score
1 N	UConn	54 72	41 A	West Virginia	73 63	57 A	Iowa St.	75 68	104 A	Texas Tech	77 57
3 H	South Carolina	67 76	41 H	West Virginia	69 54	57 H	Iowa St.	66 70	104 H	Texas Tech	67 47
5 A	Mississippi St.	68 79	41 N	West Virginia	59 62	80 A	Oklahoma St.	85 71	164 A	TCU	77 69
6 A	Stanford	59 71				80 H	Oklahoma St.	66 35	164 H	TCU	83 54
7 A	Baylor	85 79				80 N	Oklahoma St.	71 60	178 H	UTSA	76 43
7 H	Baylor	67 70							186 A	Kansas	66 54
12 A	Florida St.	92 88							186 H	Kansas	75 42
19 A	Oklahoma	73 74							219 H	New Orleans	80 48
19 H	Oklahoma	86 68							225 H	UTRGV	85 61
20 H	Tennessee	72 67							293 H	Northwestern St.	86 39
21 A	Kansas St.	69 61							338 H	Houston Baptist	98 46
21 H	Kansas St.	63 58									
LAST 12 Division I GAMES:											
41 N	West Virginia	59 62	12 A	Florida St.	92 88						
80 N	Oklahoma St.	71 60	186 H	Kansas	75 42						
21 A	Kansas St.	69 61	7 A	Baylor	85 79						
57 H	Iowa St.	66 70	21 H	Kansas St.	63 58						
7 H	Baylor	67 70	80 A	Oklahoma St.	85 71						
19 A	Oklahoma	73 74	41 H	West Virginia	69 54						

Non-Div I Games:

Texas

Average RPI Win: 106		WON-LOST	WINNING	LAST 10	STRENGTH OF	OPP. STRENGTH	TEAM	ADJ.	CONF.	ADJ CONF.
Average RPI Loss: 46		RECORD	PCT. RANK	GAMES	SCHEDULE	OF SCHEDULE	RPI	RPI	RPI	RPI
DIV. I ONLY		21- 11	89	5- 5	11	32	22	22	2	2
DIV. I NON-CONF.		10- 3	54	0- 0	34	111	34	34	2	2
TOTALS	RPI 1-25	RPI 26-50		W-L RECORDS		RPI 51-100	RPI 101-150	RPI 150+		
21- 11	3- 5	4- 2		OVERALL		5- 3	4- 1	5- 0		
12- 3	0- 2	2- 0		HOME		3- 1	4- 0	3- 0		
5- 6	2- 2	1- 1		AWAY		1- 2	0- 1	1- 0		
4- 2	1- 1	1- 1		NEUTRAL		1- 0	0- 0	1- 0		
10- 3	0- 0	2- 1		NON-CONFERENCE		2- 2	2- 0	4- 0		
6- 1	0- 0	0- 0		HOME		2- 1	2- 0	2- 0		
2- 1	0- 0	1- 0		AWAY		0- 1	0- 0	1- 0		
2- 1	0- 0	1- 1		NEUTRAL		0- 0	0- 0	1- 0		
11- 8	3- 5	2- 1		CONFERENCE		3- 1	2- 1	1- 0		
6- 2	0- 2	2- 0		HOME		1- 0	2- 0	1- 0		
3- 5	2- 2	0- 1		AWAY		1- 1	0- 1	0- 0		
2- 1	1- 1	0- 0		NEUTRAL		1- 0	0- 0	0- 0		

RPI 1-25				Team's RPI: 22		RPI 26-50				RPI 51-100				RPI 101+			
RPI	S	Opponent	Score	RPI	S	Opponent	Score	RPI	S	Opponent	Score	RPI	S	Opponent	Score		
3	H	South Carolina	64 80	31	N	Syracuse	105 84	82	A	Florida	67 59	104	H	Texas Tech	98 90		
5	A	Mississippi St.	61 71	33	N	Dayton	57 74	82	H	Florida	84 76	107	H	Abilene Christian	71 45		
5	H	Mississippi St.	67 72	36	A	LSU	63 67	82	N	Florida	67 48	110	H	Vanderbilt	77 72		
5	N	Mississippi St.	50 66	36	H	LSU	54 52	85	A	Georgia	59 69	118	A	Ole Miss	49 62		
14	A	Kentucky	77 68	45	A	Little Rock	55 37	88	H	Southern California	62 66	132	H	Alabama	69 48		
20	A	Tennessee	61 59	46	H	Auburn	66 61	97	H	Central Ark.	74 49	164	A	TCU	75 67		
23	A	Missouri	76 78					99	H	SFA	63 48	172	H	Arkansas	90 65		
23	N	Missouri	62 48					100	A	SMU	53 54	221	N	Southern U.	81 58		
												267	H	Prairie View	90 62		
												283	H	A&M-Corpus Christi	84 55		
LAST 12 Division I GAMES:																	
				5	N	Mississippi St.	50 66	36	A	LSU	63 67						
				23	N	Missouri	62 48	20	A	Tennessee	61 59						
				82	N	Florida	67 48	132	H	Alabama	69 48						
				118	A	Ole Miss	49 62	46	H	Auburn	66 61						
				3	H	South Carolina	64 80	82	H	Florida	84 76						
				5	H	Mississippi St.	67 72	5	A	Mississippi St.	61 71						

Non-Div I Games:

Texas A&M

Loss, Non-Conf, S Site, H Home A Away N Neutral

Texas Southern

Through Games Of March 7, 2017

Average RPI Win:	274	WON-LOST	WINNING	LAST 10	STRENGTH OF	OPP. STRENGTH	TEAM	ADJ.	CONF.	ADJ CONF.
Average RPI Loss:	224	RECORD	PCT. RANK	GAMES	SCHEDULE	OF SCHEDULE	RPI	RPI	RPI	RPI
DIV. I ONLY	20- 9	72	8- 2	345	324	185	185	30	30	
DIV. I NON-CONF.	5- 5	165	0- 0	333	235	206	206	30	30	
TOTALS	RPI 1-25	RPI 26-50	W-L RECORDS	RPI 51-100	RPI 101-150	RPI 150+				
20- 9	0- 0	0- 0	OVERALL	0- 1	0- 0	20- 8				
9- 2	0- 0	0- 0	HOME	0- 0	0- 0	9- 2				
10- 7	0- 0	0- 0	AWAY	0- 1	0- 0	10- 6				
1- 0	0- 0	0- 0	NEUTRAL	0- 0	0- 0	1- 0				
5- 5	0- 0	0- 0	NON-CONFERENCE	0- 1	0- 0	5- 4				
0- 1	0- 0	0- 0	HOME	0- 0	0- 0	0- 1				
4- 4	0- 0	0- 0	AWAY	0- 1	0- 0	4- 3				
1- 0	0- 0	0- 0	NEUTRAL	0- 0	0- 0	1- 0				
15- 4	0- 0	0- 0	CONFERENCE	0- 0	0- 0	15- 4				
9- 1	0- 0	0- 0	HOME	0- 0	0- 0	9- 1				
6- 3	0- 0	0- 0	AWAY	0- 0	0- 0	6- 3				
0- 0	0- 0	0- 0	NEUTRAL	0- 0	0- 0	0- 0				

RPI S	Opponent	Score	RPI S	Opponent	Score	RPI S	Opponent	Score	RPI S	Opponent	Score	Team's RPI: 185
						100 A	SMU	36 61	161 H	Rice	49 52	
									162 A	Texas St.	66 53	
									164 A	TCU	48 77	
									208 A	Alabama St.	55 50	
									208 H	Alabama St.	52 48	
									209 A	Grambling	52 64	
									209 H	Grambling	69 61	
									219 A	New Orleans	57 63	
									221 A	Southern U.	77 71	
									221 H	Southern U.	58 46	
									230 N	Presbyterian	74 62	
									267 A	Prairie View	70 62	
									267 H	Prairie View	65 45	
									267 H	Prairie View	73 51	
									283 A	A&M-Corpus Christi	61 64	
									285 A	Ark.-Pine Bluff	45 49	
									285 H	Ark.-Pine Bluff	60 71	
									300 A	UTEP	89 68	
									305 A	Alcorn	57 53	
									305 H	Alcorn	64 45	
									307 A	FIU	70 62	
									310 A	Mississippi Val.	74 75	
									310 H	Mississippi Val.	60 54	
									333 A	Jackson St.	66 63	
									333 H	Jackson St.	62 52	
									338 A	Houston Baptist	50 34	
LAST 12 Division I GAMES:												
267 H	Prairie View	65 45	285 H	Ark.-Pine Bluff	60 71							
221 H	Southern U.	58 46	333 A	Jackson St.	66 63							
305 H	Alcorn	64 45	209 A	Grambling	52 64							
349 A	Alabama A&M	53 39	267 H	Prairie View	73 51							
208 A	Alabama St.	55 50	349 H	Alabama A&M	60 51							
310 H	Mississippi Val.	60 54	208 H	Alabama St.	52 48							

Non-Div I Games: P.R.-Bayamon 64 58

Texas Southern

Loss, Non-Conf, S Site, H Home A Away N Neutral

T
e
x
a
s
S
o
u
t
h
e
r
n

RPI S Opponent Score

Through Games Of March 7, 2017

RPI	S	Opponent	Score
349	A	Alabama A&M	53 39
349	H	Alabama A&M	60 51

T
e
x
a
s
S
o
u
t
h
e
r
n

Texas Southern

Average RPI Win:	225	WON-LOST	WINNING	LAST 10	STRENGTH OF	OPP. STRENGTH	TEAM	ADJ.	CONF.	ADJ CONF.
Average RPI Loss:	179	RECORD	PCT. RANK	GAMES	SCHEDULE	OF SCHEDULE	RPI	RPI	RPI	RPI
DIV. I ONLY	16- 12	123	6- 4	250	241	162	162	21	21	
DIV. I NON-CONF.	5- 5	165	0- 0	250	262	191	191	19	19	
TOTALS	RPI 1-25	RPI 26-50	W-L RECORDS	RPI 51-100	RPI 101-150	RPI 150+				
16- 12	0- 1	1- 0	OVERALL	1- 2	1- 1	13- 8				
10- 3	0- 0	1- 0	HOME	0- 1	1- 0	8- 2				
6- 9	0- 1	0- 0	AWAY	1- 1	0- 1	5- 6				
0- 0	0- 0	0- 0	NEUTRAL	0- 0	0- 0	0- 0				
5- 5	0- 1	0- 0	NON-CONFERENCE	0- 1	0- 0	5- 3				
3- 1	0- 0	0- 0	HOME	0- 0	0- 0	3- 1				
2- 4	0- 1	0- 0	AWAY	0- 1	0- 0	2- 2				
0- 0	0- 0	0- 0	NEUTRAL	0- 0	0- 0	0- 0				
11- 7	0- 0	1- 0	CONFERENCE	1- 1	1- 1	8- 5				
7- 2	0- 0	1- 0	HOME	0- 1	1- 0	5- 1				
4- 5	0- 0	0- 0	AWAY	1- 0	0- 1	3- 4				
0- 0	0- 0	0- 0	NEUTRAL	0- 0	0- 0	0- 0				

RPI 1-25				RPI 26-50				RPI 51-100				RPI 101+ Team's RPI: 162			
RPI	S	Opponent	Score	RPI	S	Opponent	Score	RPI	S	Opponent	Score	RPI	S	Opponent	Score
7	A	Baylor	24 90	45	H	Little Rock	64 47	83	A	UT Arlington	75 69	123	A	Troy	54 65
								83	H	UT Arlington	39 61	123	H	Troy	74 72
								100	A	SMU	56 64	155	A	Louisiana	43 62
												155	H	Louisiana	62 40
												175	A	Houston	61 56
												178	A	UTSA	47 72
												185	H	Texas Southern	53 66
												194	A	North Texas	59 58
												215	A	Appalachian St.	53 37
												215	H	Appalachian St.	64 66
												243	A	South Ala.	57 44
												243	H	South Ala.	55 39
												249	A	Ga. Southern	69 71
												255	A	Coastal Caro.	48 64
												255	H	Coastal Caro.	83 62
												262	A	Georgia St.	62 51
												267	A	Prairie View	60 64
												283	H	A&M-Corpus Christi	57 50
												318	H	Arkansas St.	63 43
												331	A	La.-Monroe	59 61
												331	H	La.-Monroe	63 50
												332	H	Incarnate Word	67 50
												340	H	Sam Houston St.	69 46
LAST 12 Division I GAMES:															
331	A	La.-Monroe	59 61	45	H	Little Rock	64 47	45	H	Little Rock	64 47				
155	A	Louisiana	43 62	318	H	Arkansas St.	63 43	83	A	UT Arlington	75 69				
123	H	Troy	74 72	255	A	Coastal Caro.	48 64	255	A	Coastal Caro.	48 64				
243	H	South Ala.	55 39	215	A	Appalachian St.	53 37	215	A	Appalachian St.	53 37				
249	A	Ga. Southern	69 71	155	H	Louisiana	62 40								
262	A	Georgia St.	62 51												

Non-Div I Games: St. Edward's 51 65

Texas St.

Loss, Non-Conf, S Site, H Home A Away N Neutral

Average RPI Win:	143	WON-LOST	WINNING	LAST 10	STRENGTH OF	OPP. STRENGTH	TEAM	ADJ.	CONF.	ADJ CONF.
Average RPI Loss:	51	RECORD	PCT. RANK	GAMES	SCHEDULE	OF SCHEDULE	RPI	RPI	RPI	RPI
DIV. I ONLY	14- 17	204	3- 7	21	28	104	104	4	4	
DIV. I NON-CONF.	8- 3	67	0- 0	46	119	38	38	3	3	
TOTALS	RPI 1-25	RPI 26-50	W-L RECORDS	RPI 51-100	RPI 101-150	RPI 150+				
14- 17	0- 11	1- 1	OVERALL	4- 2	3- 0	6- 3				
12- 4	0- 4	1- 0	HOME	4- 0	2- 0	5- 0				
0- 12	0- 6	0- 1	AWAY	0- 2	0- 0	0- 3				
2- 1	0- 1	0- 0	NEUTRAL	0- 0	1- 0	1- 0				
8- 3	0- 2	0- 0	NON-CONFERENCE	2- 0	3- 0	3- 1				
7- 0	0- 0	0- 0	HOME	2- 0	2- 0	3- 0				
0- 3	0- 2	0- 0	AWAY	0- 0	0- 0	0- 1				
1- 0	0- 0	0- 0	NEUTRAL	0- 0	1- 0	0- 0				
6- 14	0- 9	1- 1	CONFERENCE	2- 2	0- 0	3- 2				
5- 4	0- 4	1- 0	HOME	2- 0	0- 0	2- 0				
0- 9	0- 4	0- 1	AWAY	0- 2	0- 0	0- 2				
1- 1	0- 1	0- 0	NEUTRAL	0- 0	0- 0	1- 0				

RPI S	Opponent	Score	RPI S	Opponent	Score	RPI S	Opponent	Score	RPI S	Opponent	Score	Team's RPI: 104
7	A Baylor	48 86	41	A West Virginia	79 89	57	A Iowa St.	68 79	115	H North Dakota	90 80	
7	H Baylor	61 79	41	H West Virginia	75 66	57	H Iowa St.	75 66	122	N Fordham	59 50	
7	N Baylor	63 95				80	A Oklahoma St.	62 75	149	H New Mexico	69 58	
13	A Texas	47 67				80	H Oklahoma St.	70 65	164	A TCU	62 76	
13	H Texas	57 77				83	H UT Arlington	79 60	164	H TCU	79 64	
15	A Miami (FL)	56 74				97	H Central Ark.	79 45	164	N TCU	76 58	
19	A Oklahoma	45 66							172	A Arkansas	60 66	
19	H Oklahoma	56 64							175	H Houston	84 60	
21	A Kansas St.	54 68							186	A Kansas	60 66	
21	H Kansas St.	53 65							186	H Kansas	75 60	
22	A Texas A&M	90 98							267	H Prairie View	85 43	
									305	H Alcorn	90 37	
LAST 12 Division I GAMES:												
7	N Baylor	63 95	57	A Iowa St.	68 79							
164	N TCU	76 58	19	H Oklahoma	56 64							
164	H TCU	79 64	164	A TCU	62 76							
7	A Baylor	48 86	7	H Baylor	61 79							
80	A Oklahoma St.	62 75	21	H Kansas St.	53 65							
186	H Kansas	75 60	186	A Kansas	60 66							

Non-Div I Games:

Texas Tech

■ Loss,
 ■ Non-Conf,
 ■ S Site,
 ■ H Home
 ■ A Away
 N Neutral

Average RPI Win:	196	WON-LOST	WINNING	LAST 10	STRENGTH OF	OPP. STRENGTH	TEAM	ADJ.	CONF.	ADJ CONF.
Average RPI Loss:	60	RECORD	PCT. RANK	GAMES	SCHEDULE	OF SCHEDULE	RPI	RPI	RPI	RPI
DIV. I ONLY	21- 8	60	8- 2	103	98	63	63	10	10	
DIV. I NON-CONF.	8- 2	49	0- 0	223	37	82	82	11	11	
TOTALS	RPI 1-25	RPI 26-50	W-L RECORDS	RPI 51-100	RPI 101-150	RPI 150+				
21- 8	0- 2	2- 1	OVERALL	1- 4	4- 1	14- 0				
11- 4	0- 1	1- 0	HOME	0- 2	2- 1	8- 0				
9- 3	0- 0	1- 1	AWAY	1- 2	2- 0	5- 0				
1- 1	0- 1	0- 0	NEUTRAL	0- 0	0- 0	1- 0				
8- 2	0- 2	1- 0	NON-CONFERENCE	0- 0	1- 0	6- 0				
4- 1	0- 1	0- 0	HOME	0- 0	1- 0	3- 0				
3- 0	0- 0	1- 0	AWAY	0- 0	0- 0	2- 0				
1- 1	0- 1	0- 0	NEUTRAL	0- 0	0- 0	1- 0				
13- 6	0- 0	1- 1	CONFERENCE	1- 4	3- 1	8- 0				
7- 3	0- 0	1- 0	HOME	0- 2	1- 1	5- 0				
6- 3	0- 0	0- 1	AWAY	1- 2	2- 0	3- 0				
0- 0	0- 0	0- 0	NEUTRAL	0- 0	0- 0	0- 0				

RPI 1-25				RPI 26-50				RPI 51-100				Team's RPI: 63	RPI 101+			
RPI	S	Opponent	Score	RPI	S	Opponent	Score	RPI	S	Opponent	Score		RPI	S	Opponent	Score
2	H	Notre Dame	68 85	33	A	Dayton	76 72	65	A	Ohio	55 61		101	A	Buffalo	73 64
10	N	UCLA	73 75	39	A	Central Mich.	61 72	65	H	Ohio	55 64		101	H	Buffalo	85 63
				39	H	Central Mich.	74 72	90	A	Northern Ill.	79 75		117	A	Ball St.	76 66
								90	H	Northern Ill.	73 77		117	H	Ball St.	45 51
								92	A	Kent St.	60 70		139	H	Detroit Mercy	72 66
													171	A	Western Mich.	72 66
													171	H	Western Mich.	75 67
													184	A	Cleveland St.	92 59
													236	A	Akron	61 57
													236	H	Akron	65 37
													245	H	Miami (OH)	64 50
													248	H	St. Bonaventure	74 50
													254	H	Bowling Green	74 59
													277	N	Davidson	76 41
													280	A	Eastern Mich.	66 49
													280	H	Eastern Mich.	65 57
													283	A	A&M-Corpus Christi	76 60
													302	H	Rhode Island	65 50
													321	H	Ill.-Chicago	79 51
LAST 12 Division I GAMES:																
				236	H	Akron	65 37					236	A	Akron	61 57	
				117	A	Ball St.	76 66					254	H	Bowling Green	74 59	
				90	A	Northern Ill.	79 75					171	A	Western Mich.	72 66	
				171	H	Western Mich.	75 67					65	A	Ohio	55 61	
				280	H	Eastern Mich.	65 57					101	H	Buffalo	85 63	
				39	A	Central Mich.	61 72					39	H	Central Mich.	74 72	

Non-Div I Games: Madonna 99 47

Toledo

Average RPI Win: 198	WON-LOST	WINNING	LAST 10	STRENGTH OF	OPP. STRENGTH	TEAM	ADJ.	CONF.	ADJ CONF.
Average RPI Loss: 130	RECORD	PCT. RANK	GAMES	SCHEDULE	OF SCHEDULE	RPI	RPI	RPI	RPI
DIV. I ONLY	12- 17	220	1- 9	137	129	201	201	9	9
DIV. I NON-CONF.	7- 4	114	0- 0	234	306	174	174	8	8
TOTALS	RPI 1-25	RPI 26-50	W-L RECORDS	RPI 51-100	RPI 101-150	RPI 150+			
12- 17	0- 1	2- 2	OVERALL	0- 3	2- 4	8- 7			
8- 8	0- 0	1- 1	HOME	0- 2	2- 2	5- 3			
4- 9	0- 1	1- 1	AWAY	0- 1	0- 2	3- 4			
0- 0	0- 0	0- 0	NEUTRAL	0- 0	0- 0	0- 0			
7- 4	0- 1	0- 0	NON-CONFERENCE	0- 1	1- 1	6- 1			
5- 2	0- 0	0- 0	HOME	0- 1	1- 1	4- 0			
2- 2	0- 1	0- 0	AWAY	0- 0	0- 0	2- 1			
0- 0	0- 0	0- 0	NEUTRAL	0- 0	0- 0	0- 0			
5- 13	0- 0	2- 2	CONFERENCE	0- 2	1- 3	2- 6			
3- 6	0- 0	1- 1	HOME	0- 1	1- 1	1- 3			
2- 7	0- 0	1- 1	AWAY	0- 1	0- 2	1- 3			
0- 0	0- 0	0- 0	NEUTRAL	0- 0	0- 0	0- 0			

RPI 1-25				RPI 26-50				RPI 51-100				RPI 101+ Team's RPI: 201			
RPI	S	Opponent	Score	RPI	S	Opponent	Score	RPI	S	Opponent	Score	RPI	S	Opponent	Score
16	A	Maryland	63 97	29	A	Elon	55 83	68	H	Georgetown	59 75	106	H	Rider	75 79
				29	H	Elon	65 67	79	A	Drexel	48 58	126	H	Cornell	68 63
				42	A	James Madison	60 55	79	H	Drexel	65 80	129	A	William & Mary	55 68
				42	H	James Madison	54 51					129	H	William & Mary	64 60
LAST 12 Division I GAMES:															
				135	A	Delaware	59 75	224	H	UNCW	42 48	135	A	Delaware	59 75
				29	H	Elon	65 67	203	A	Col. of Charleston	54 59	135	H	Delaware	67 73
				188	A	Hofstra	59 56	29	A	Elon	55 83	151	A	Northeastern	64 72
				151	H	Northeastern	51 63	135	H	Delaware	67 73	151	H	Northeastern	51 63
				79	H	Drexel	65 80	224	A	UNCW	56 59	188	A	Hofstra	59 56
				129	A	William & Mary	55 68	42	A	James Madison	60 55	188	H	Hofstra	61 70
												192	H	George Mason	79 75
												203	A	Col. of Charleston	54 59
												203	H	Col. of Charleston	61 59
												210	A	UMBC	59 48
												224	A	UNCW	56 59
												224	H	UNCW	42 48
												272	A	Colgate	71 76
												273	H	Norfolk St.	61 58
												291	H	Coppin St.	69 65
												341	A	Wagner	69 40
												344	H	UMass Lowell	90 56

Non-Div I Games:

Towson

Average RPI Win: 228	WON-LOST	WINNING	LAST 10	STRENGTH OF	OPP. STRENGTH	TEAM	ADJ.	CONF.	ADJ CONF.
Average RPI Loss: 109	RECORD	PCT. RANK	GAMES	SCHEDULE	OF SCHEDULE	RPI	RPI	RPI	RPI
DIV. I ONLY	17- 10	107	5- 5	165	187	123	123	21	21
DIV. I NON-CONF.	5- 4	143	0- 0	135	67	103	103	19	19
TOTALS	RPI 1-25	RPI 26-50	W-L RECORDS	RPI 51-100	RPI 101-150	RPI 150+			
17- 10	0- 1	0- 3	OVERALL	3- 2	0- 0	14- 4			
9- 3	0- 0	0- 1	HOME	2- 0	0- 0	7- 2			
6- 7	0- 0	0- 0	AWAY	0- 0	0- 0	6- 0			
2- 0	0- 0	0- 0	NEUTRAL	1- 0	0- 0	1- 0			
5- 4	0- 1	0- 1	NON-CONFERENCE	2- 1	0- 0	3- 1			
2- 1	0- 0	0- 0	HOME	1- 0	0- 0	1- 1			
1- 3	0- 1	0- 1	AWAY	0- 1	0- 0	1- 0			
2- 0	0- 0	0- 0	NEUTRAL	1- 0	0- 0	1- 0			
12- 6	0- 0	0- 2	CONFERENCE	1- 1	0- 0	11- 3			
7- 2	0- 0	0- 1	HOME	1- 0	0- 0	6- 1			
5- 4	0- 0	0- 1	AWAY	0- 1	0- 0	5- 2			
0- 0	0- 0	0- 0	NEUTRAL	0- 0	0- 0	0- 0			

RPI 1-25				RPI 26-50				RPI 51-100				RPI 101+				Team's RPI: 123	
RPI	S	Opponent	Score	RPI	S	Opponent	Score	RPI	S	Opponent	Score	RPI	S	Opponent	Score		
20	A	Tennessee	84 110	45	A	Little Rock	74 77	56	H	Belmont	91 74	155	A	Louisiana	72 80		
				45	H	Little Rock	63 74	67	N	Villanova	93 85	162	A	Texas St.	72 74		
				46	A	Auburn	52 61	83	A	UT Arlington	72 78	162	H	Texas St.	65 54		
								83	H	UT Arlington	85 68	174	H	UAB	77 81		
								94	A	Jacksonville	70 77	208	H	Alabama St.	95 66		
												215	H	Appalachian St.	86 77		
												243	A	South Ala.	73 57		
												243	H	South Ala.	75 71		
												249	A	Ga. Southern	89 86		
												249	H	Ga. Southern	77 67		
												255	H	Coastal Caro.	78 66		
												262	A	Georgia St.	87 69		
												262	H	Georgia St.	65 68		
												287	A	Nicholls St.	100 75		
												318	A	Arkansas St.	83 75		
												318	H	Arkansas St.	90 77		
												323	N	Loyola Chicago	91 67		
												331	A	La.-Monroe	94 67		
LAST 12 Division I GAMES:																	
				45	H	Little Rock	63 74	155	A	Louisiana	72 80						
				318	H	Arkansas St.	90 77	331	A	La.-Monroe	94 67						
				162	A	Texas St.	72 74	243	H	South Ala.	75 71						
				83	A	UT Arlington	72 78	262	H	Georgia St.	65 68						
				255	H	Coastal Caro.	78 66	249	H	Ga. Southern	77 67						
				215	H	Appalachian St.	86 77	318	A	Arkansas St.	83 75						

Non-Div I Games: Armstrong St. 118 72 Thomas (GA) 110 55

Troy

Average RPI Win:	159	WON-LOST	WINNING	LAST 10	STRENGTH OF	OPP. STRENGTH	TEAM	ADJ.	CONF.	ADJ CONF.
Average RPI Loss:	61	RECORD	PCT. RANK	GAMES	SCHEDULE	OF SCHEDULE	RPI	RPI	RPI	RPI
DIV. I ONLY	16- 14	158	3- 7	33	66	74	74	5	5	
DIV. I NON-CONF.	9- 4	85	0- 0	57	51	46	46	5	5	
TOTALS	RPI 1-25	RPI 26-50	W-L RECORDS	RPI 51-100	RPI 101-150	RPI 150+				
16- 14	0- 5	2- 3	OVERALL	1- 3	4- 1	9- 2				
10- 5	0- 2	2- 1	HOME	0- 1	4- 0	4- 1				
5- 7	0- 2	0- 2	AWAY	1- 1	0- 1	4- 1				
1- 2	0- 1	0- 0	NEUTRAL	0- 1	0- 0	1- 0				
9- 4	0- 1	2- 1	NON-CONFERENCE	0- 1	3- 1	4- 0				
7- 0	0- 0	2- 0	HOME	0- 0	3- 0	2- 0				
1- 3	0- 0	0- 1	AWAY	0- 1	0- 1	1- 0				
1- 1	0- 1	0- 0	NEUTRAL	0- 0	0- 0	1- 0				
7- 10	0- 4	0- 2	CONFERENCE	1- 2	1- 0	5- 2				
3- 5	0- 2	0- 1	HOME	0- 1	1- 0	2- 1				
4- 4	0- 2	0- 1	AWAY	1- 0	0- 0	3- 1				
0- 1	0- 0	0- 0	NEUTRAL	0- 1	0- 0	0- 0				

RPI 1-25				RPI 26-50				RPI 51-100				Team's RPI: 74	RPI 101+			
RPI	S	Opponent	Score	RPI	S	Opponent	Score	RPI	S	Opponent	Score		RPI	S	Opponent	Score
1	A	UConn	56 100	30	A	South Fla.	56 66	81	A	Middle Tenn.	59 62		110	A	Vanderbilt	63 74
1	H	UConn	60 63	30	H	South Fla.	53 62	95	H	UCF	51 56		118	H	Southern Miss.	86 67
5	N	Mississippi St.	49 66	36	A	LSU	51 69	95	N	UCF	57 61		127	H	Maine	77 62
18	A	Temple	71 86	38	H	North Carolina St.	63 58	100	A	SMU	71 59		138	H	Eastern Wash.	63 51
18	H	Temple	50 76	46	H	Auburn	61 59						143	H	Tulsa	70 65

Average RPI Win:	162	WON-LOST	WINNING	LAST 10	STRENGTH OF	OPP. STRENGTH	TEAM	ADJ.	CONF.	ADJ CONF.
Average RPI Loss:	88	RECORD	PCT. RANK	GAMES	SCHEDULE	OF SCHEDULE	RPI	RPI	RPI	RPI
DIV. I ONLY	10- 21	266	3- 7	32	67	143	143	5	5	
DIV. I NON-CONF.	4- 9	248	0- 0	121	126	204	204	5	5	
TOTALS	RPI 1-25	RPI 26-50	W-L RECORDS	RPI 51-100	RPI 101-150	RPI 150+				
10- 21	0- 7	0- 3	OVERALL	3- 5	1- 0	6- 6				
5- 8	0- 2	0- 2	HOME	2- 2	0- 0	3- 2				
4- 11	0- 4	0- 1	AWAY	1- 2	1- 0	2- 4				
1- 2	0- 1	0- 0	NEUTRAL	0- 1	0- 0	1- 0				
4- 9	0- 2	0- 1	NON-CONFERENCE	1- 2	1- 0	2- 4				
2- 3	0- 0	0- 1	HOME	1- 1	0- 0	1- 1				
2- 5	0- 2	0- 0	AWAY	0- 0	1- 0	1- 3				
0- 1	0- 0	0- 0	NEUTRAL	0- 1	0- 0	0- 0				
6- 12	0- 5	0- 2	CONFERENCE	2- 3	0- 0	4- 2				
3- 5	0- 2	0- 1	HOME	1- 1	0- 0	2- 1				
2- 6	0- 2	0- 1	AWAY	1- 2	0- 0	1- 1				
1- 1	0- 1	0- 0	NEUTRAL	0- 0	0- 0	1- 0				

RPI	S	Opponent	Score	RPI	S	Opponent	Score	RPI	S	Opponent	Score	RPI	S	Opponent	Score	Team's RPI: 143
1	A	UConn	50 96	30	A	South Fla.	68 84	74	A	Tulane	65 70	149	A	New Mexico	67 64	
1	H	UConn	58 98	30	H	South Fla.	64 90	76	H	South Dakota	68 71	158	A	Oral Roberts	68 76	
1	N	UConn	57 105	45	H	Little Rock	58 63	87	N	BYU	56 71	165	H	Memphis	57 52	
18	A	Temple	43 70					93	H	Saint Louis	70 64	165	N	Memphis	60 55	
18	H	Temple	49 58					95	A	UCF	73 62	167	H	East Carolina	100 92	
19	A	Oklahoma	68 85					95	H	UCF	58 62	172	H	Arkansas	50 57	
21	A	Kansas St.	62 82					100	A	SMU	41 62	175	A	Houston	66 71	
								100	H	SMU	66 59	175	H	Houston	62 65	
												181	A	Cincinnati	78 61	
												194	H	North Texas	63 58	
												235	A	Indiana St.	68 72	
												311	A	UMKC	80 70	
												318	A	Arkansas St.	80 83	
LAST 12 Division I GAMES:																
		1 N UConn	57 105			95 H UCF	58 62									
		165 N Memphis	60 55			18 A Temple	43 70									
		181 A Cincinnati	78 61			1 A UConn	50 96									
		30 H South Fla.	64 90			167 H East Carolina	100 92									
		100 A SMU	41 62			100 H SMU	66 59									
		175 H Houston	62 65			74 A Tulane	65 70									

Non-Div I Games:

Tulsa

■ Loss,
 ■ Non-Conf,
 ■ S Site,
 ■ H Home
 ■ A Away
 N Neutral

UAB										
Average RPI Win:	249	WON-LOST	WINNING	LAST 10	STRENGTH OF	OPP. STRENGTH	TEAM	ADJ.	CONF.	ADJ CONF.
Average RPI Loss:	112	RECORD	PCT. RANK	GAMES	SCHEDULE	OF SCHEDULE	RPI	RPI	RPI	RPI
DIV. I ONLY	14- 14	169	5- 5	159	157	174	174	14	14	
DIV. I NON-CONF.	6- 4	127	0- 0	100	198	98	98	16	16	

TOTALS	RPI 1-25	RPI 26-50	W-L RECORDS	RPI 51-100	RPI 101-150	RPI 150+				
14- 14	0- 2	0- 2	OVERALL	0- 3	2- 3	12- 4				
8- 6	0- 1	0- 1	HOME	0- 2	0- 0	8- 2				
5- 8	0- 1	0- 1	AWAY	0- 1	2- 3	3- 2				
1- 0	0- 0	0- 0	NEUTRAL	0- 0	0- 0	1- 0				
6- 4	0- 2	0- 0	NON-CONFERENCE	0- 1	1- 0	5- 1				
3- 2	0- 1	0- 0	HOME	0- 1	0- 0	3- 0				
2- 2	0- 1	0- 0	AWAY	0- 0	1- 0	1- 1				
1- 0	0- 0	0- 0	NEUTRAL	0- 0	0- 0	1- 0				
8- 10	0- 0	0- 2	CONFERENCE	0- 2	1- 3	7- 3				
5- 4	0- 0	0- 1	HOME	0- 1	0- 0	5- 2				
3- 6	0- 0	0- 1	AWAY	0- 1	1- 3	2- 1				
0- 0	0- 0	0- 0	NEUTRAL	0- 0	0- 0	0- 0				

RPI 1-25				RPI 26-50				RPI 51-100				RPI 101+ Team's RPI: 174			
RPI	S	Opponent	Score	RPI	S	Opponent	Score	RPI	S	Opponent	Score	RPI	S	Opponent	Score
12	H	Florida St.	47 93	40	A	Western Ky.	48 60	56	H	Belmont	58 72	114	A	Charlotte	88 81
17	A	DePaul	80 90	40	H	Western Ky.	52 62	81	A	Middle Tenn.	56 87	118	A	Southern Miss.	59 64
								81	H	Middle Tenn.	61 64	123	A	Troy	81 77
												130	A	Old Dominion	61 73
												145	A	Louisiana Tech	63 64
												161	H	Rice	62 61
												168	A	Southern Ill.	64 49
												178	H	UTSA	67 82
												194	H	North Texas	58 59
												220	H	High Point	75 66
												229	A	Samford	49 52
												243	H	South Ala.	66 41
												246	A	Marshall	58 61
												246	H	Marshall	71 55
												300	H	UTEP	74 61
												307	A	FIU	61 52
												307	H	FIU	82 68
												310	H	Mississippi Val.	80 46
												312	N	Gardner-Webb	59 49
												337	A	Fla. Atlantic	78 75
												337	H	Fla. Atlantic	66 55
LAST 12 Division I GAMES:															
307	A	FIU	61 52	114	A	Charlotte	88 81								
337	A	Fla. Atlantic	78 75	178	H	UTSA	67 82								
81	A	Middle Tenn.	56 87	300	H	UTEP	74 61								
40	H	Western Ky.	52 62	118	A	Southern Miss.	59 64								
246	H	Marshall	71 55	145	A	Louisiana Tech	63 64								
130	A	Old Dominion	61 73	307	H	FIU	82 68								

Non-Div I Games: Miles 106 48

UAB

■ Loss,
 ■ Non-Conf,
 ■ S Site,
 ■ H Home
 ■ A Away
 N Neutral

Average RPI Win:	226	WON-LOST	WINNING	LAST 10	STRENGTH OF	OPP. STRENGTH	TEAM	ADJ.	CONF.	ADJ CONF.
Average RPI Loss:	90	RECORD	PCT. RANK	GAMES	SCHEDULE	OF SCHEDULE	RPI	RPI	RPI	RPI
DIV. I ONLY	22- 6	27	10- 0	197	208	73	73	24	24	
DIV. I NON-CONF.	8- 4	97	0- 0	79	83	58	58	23	23	
TOTALS	RPI 1-25	RPI 26-50	W-L RECORDS	RPI 51-100	RPI 101-150	RPI 150+				
22- 6	0- 2	0- 0	OVERALL	2- 1	2- 2	18- 1				
11- 2	0- 0	0- 0	HOME	1- 0	1- 1	9- 1				
11- 3	0- 2	0- 0	AWAY	1- 0	1- 1	9- 0				
0- 1	0- 0	0- 0	NEUTRAL	0- 1	0- 0	0- 0				
8- 4	0- 2	0- 0	NON-CONFERENCE	2- 1	2- 0	4- 1				
4- 1	0- 0	0- 0	HOME	1- 0	1- 0	2- 1				
4- 2	0- 2	0- 0	AWAY	1- 0	1- 0	2- 0				
0- 1	0- 0	0- 0	NEUTRAL	0- 1	0- 0	0- 0				
14- 2	0- 0	0- 0	CONFERENCE	0- 0	0- 2	14- 0				
7- 1	0- 0	0- 0	HOME	0- 0	0- 1	7- 0				
7- 1	0- 0	0- 0	AWAY	0- 0	0- 1	7- 0				
0- 0	0- 0	0- 0	NEUTRAL	0- 0	0- 0	0- 0				

RPI 1-25				RPI 26-50				RPI 51-100				Team's RPI: 73	RPI 101+			
RPI	S	Opponent	Score	RPI	S	Opponent	Score	RPI	S	Opponent	Score		RPI	S	Opponent	Score
4	A	Oregon St.	52 93					77	H	Montana St.	70 62		109	H	St. Mary's (CA)	68 66
6	A	Stanford	42 68					94	N	Jacksonville	54 61		124	A	Long Beach St.	62 64
								95	A	UCF	77 71		124	H	Long Beach St.	51 64
													137	A	San Francisco	78 58
													156	A	CSUN	63 55
													156	H	CSUN	81 65
													180	A	UC Riverside	61 59
													180	H	UC Riverside	72 55
													188	H	Hofstra	60 64
													231	A	UC Santa Barbara	62 48
													231	H	UC Santa Barbara	70 61
													237	A	Hawaii	69 50
													237	H	Hawaii	70 55
													244	A	Pacific	95 87
													266	H	San Diego St.	75 55
													271	A	Cal Poly	61 53
													271	H	Cal Poly	83 75
													276	H	Portland	66 52
													284	A	Sacramento St.	110 78
													326	A	UC Irvine	89 48
													326	H	UC Irvine	62 42
													346	A	Cal St. Fullerton	70 51
													346	H	Cal St. Fullerton	59 39
LAST 12 Division I GAMES:																
				156	A	CSUN	63 55						231	A	UC Santa Barbara	62 48
				180	A	UC Riverside	61 59						271	A	Cal Poly	61 53
				231	H	UC Santa Barbara	70 61						346	H	Cal St. Fullerton	59 39
				271	H	Cal Poly	83 75						180	H	UC Riverside	72 55
				237	A	Hawaii	69 50						124	A	Long Beach St.	62 64
				326	H	UC Irvine	62 42						346	A	Cal St. Fullerton	70 51

Non-Div I Games: Holy Names 91 51

UC Davis

Average RPI Win:	264	WON-LOST	WINNING	LAST 10	STRENGTH OF	OPP. STRENGTH	TEAM	ADJ.	CONF.	ADJ CONF.
Average RPI Loss:	182	RECORD	PCT. RANK	GAMES	SCHEDULE	OF SCHEDULE	RPI	RPI	RPI	RPI
DIV. I ONLY	4- 26	335	2- 8	213	277	326	326	24	24	
DIV. I NON-CONF.	1- 12	332	0- 0	176	299	321	321	23	23	
TOTALS	RPI 1-25	RPI 26-50	W-L RECORDS	RPI 51-100	RPI 101-150	RPI 150+				
4- 26	0- 0	0- 0	OVERALL	0- 6	0- 2	4- 18				
2- 12	0- 0	0- 0	HOME	0- 4	0- 1	2- 7				
2- 12	0- 0	0- 0	AWAY	0- 2	0- 1	2- 9				
0- 2	0- 0	0- 0	NEUTRAL	0- 0	0- 0	0- 2				
1- 12	0- 0	0- 0	NON-CONFERENCE	0- 4	0- 0	1- 8				
0- 6	0- 0	0- 0	HOME	0- 3	0- 0	0- 3				
1- 5	0- 0	0- 0	AWAY	0- 1	0- 0	1- 4				
0- 1	0- 0	0- 0	NEUTRAL	0- 0	0- 0	0- 1				
3- 14	0- 0	0- 0	CONFERENCE	0- 2	0- 2	3- 10				
2- 6	0- 0	0- 0	HOME	0- 1	0- 1	2- 4				
1- 7	0- 0	0- 0	AWAY	0- 1	0- 1	1- 5				
0- 1	0- 0	0- 0	NEUTRAL	0- 0	0- 0	0- 1				

RPI 1-25			RPI 26-50			RPI 51-100				RPI 101+			Team's RPI: 326		
RPI	S	Opponent	Score	RPI	S	Opponent	Score	RPI	S	Opponent	Score	RPI	S	Opponent	Score
								64	A	Gonzaga	38 102	124	A	Long Beach St.	74 87
								73	A	UC Davis	42 62	124	H	Long Beach St.	63 68
								73	H	UC Davis	48 89	156	A	CSUN	77 85
								88	H	Southern California	45 83	156	H	CSUN	77 52
								89	H	UNLV	46 62	157	N	Fresno St.	45 63
								93	H	Saint Louis	69 79	169	A	Idaho St.	54 65
												180	A	UC Riverside	58 76
												180	H	UC Riverside	58 79
												180	N	UC Riverside	60 92
												187	A	Utah St.	52 66
												204	A	Loyola Marymount	39 58
												223	A	Portland St.	73 79
												231	A	UC Santa Barbara	53 71
												231	H	UC Santa Barbara	60 85
												237	A	Hawaii	62 79
												237	H	Hawaii	60 73
												250	H	CSU Bakersfield	66 86
												271	A	Cal Poly	74 71
												271	H	Cal Poly	60 78
												282	A	Nevada	72 59
												284	H	Sacramento St.	70 78
												288	H	Southern Utah	58 70
												346	A	Cal St. Fullerton	53 64
												346	H	Cal St. Fullerton	69 62
LAST 12 Division I GAMES:															
				180	N	UC Riverside	60 92					156	A	CSUN	77 85
				346	H	Cal St. Fullerton	69 62					73	A	UC Davis	42 62
				231	A	UC Santa Barbara	53 71					271	H	Cal Poly	60 78
				124	A	Long Beach St.	74 87					124	H	Long Beach St.	63 68
				237	H	Hawaii	60 73					231	H	UC Santa Barbara	60 85
				271	A	Cal Poly	74 71					237	A	Hawaii	62 79

Non-Div I Games: Concordia (CA) 92 61

UC Irvine

■ Loss,
 ■ Non-Conf,
 ■ S Site,
 ■ Home
 ■ A Away
 N Neutral

UC Riverside

Through Games Of March 7, 2017

Average RPI Win:	270	WON-LOST	WINNING	LAST 10	STRENGTH OF	OPP. STRENGTH	TEAM	ADJ.	CONF.	ADJ CONF.
Average RPI Loss:	109	RECORD	PCT. RANK	GAMES	SCHEDULE	OF SCHEDULE	RPI	RPI	RPI	RPI
DIV. I ONLY	16- 14	158	6- 4	237	215	180	180	24	24	
DIV. I NON-CONF.	6- 7	182	0- 0	129	132	150	150	23	23	
TOTALS	RPI 1-25	RPI 26-50	W-L RECORDS	RPI 51-100	RPI 101-150	RPI 150+				
16- 14	0- 1	0- 0	OVERALL	0- 6	0- 3	16- 4				
8- 5	0- 0	0- 0	HOME	0- 3	0- 1	8- 1				
6- 9	0- 1	0- 0	AWAY	0- 3	0- 2	6- 3				
2- 0	0- 0	0- 0	NEUTRAL	0- 0	0- 0	2- 0				
6- 7	0- 1	0- 0	NON-CONFERENCE	0- 4	0- 1	6- 1				
3- 2	0- 0	0- 0	HOME	0- 2	0- 0	3- 0				
2- 5	0- 1	0- 0	AWAY	0- 2	0- 1	2- 1				
1- 0	0- 0	0- 0	NEUTRAL	0- 0	0- 0	1- 0				
10- 7	0- 0	0- 0	CONFERENCE	0- 2	0- 2	10- 3				
5- 3	0- 0	0- 0	HOME	0- 1	0- 1	5- 1				
4- 4	0- 0	0- 0	AWAY	0- 1	0- 1	4- 2				
1- 0	0- 0	0- 0	NEUTRAL	0- 0	0- 0	1- 0				

RPI 1-25				RPI 26-50				RPI 51-100				RPI 101+ Team's RPI: 180			
RPI	S	Opponent	Score	RPI	S	Opponent	Score	RPI	S	Opponent	Score	RPI	S	Opponent	Score
23	A	Missouri	62 68					53	A	California	56 71	103	A	FGCU	45 60
								55	H	Penn	55 71	124	A	Long Beach St.	51 55
								73	A	UC Davis	55 72	124	H	Long Beach St.	66 73
								73	H	UC Davis	59 61	156	A	CSUN	70 79
								76	H	South Dakota	55 61	156	H	CSUN	67 70
								88	A	Southern California	49 67	186	A	Kansas	84 90
												204	A	Loyola Marymount	75 72
												214	H	Seattle U	58 54
												229	N	Samford	51 48
												231	A	UC Santa Barbara	54 58
												231	H	UC Santa Barbara	73 69
												237	A	Hawaii	79 59
												237	H	Hawaii	63 45
												247	H	Grand Canyon	77 64
												250	A	CSU Bakersfield	71 66
												266	H	San Diego St.	72 44
												271	A	Cal Poly	72 69
												271	H	Cal Poly	68 59
												326	A	UC Irvine	79 58
												326	H	UC Irvine	76 58
												326	N	UC Irvine	92 60
												346	A	Cal St. Fullerton	75 63
												346	H	Cal St. Fullerton	68 45
LAST 12 Division I GAMES:															
				326	N	UC Irvine	92 60					156	H	CSUN	67 70
				73	H	UC Davis	59 61					237	A	Hawaii	79 59
				156	A	CSUN	70 79					271	A	Cal Poly	72 69
				124	H	Long Beach St.	66 73					237	H	Hawaii	63 45
				346	A	Cal St. Fullerton	75 63					124	A	Long Beach St.	51 55
				231	H	UC Santa Barbara	73 69					73	A	UC Davis	55 72

Non-Div I Games:

UC Riverside

■ Loss,
 ■ Non-Conf,
 ■ S Site,
 ■ Home
 ■ A Away
 N Neutral

[illegible]

Page 329

Average RPI Win:	181	WON-LOST	WINNING	LAST 10	STRENGTH OF	OPP. STRENGTH	TEAM	ADJ.	CONF.	ADJ CONF.
Average RPI Loss:	96	RECORD	PCT. RANK	GAMES	SCHEDULE	OF SCHEDULE	RPI	RPI	RPI	RPI
DIV. I ONLY	20- 11	98	7- 3	124	80	95	95	5	5	
DIV. I NON-CONF.	10- 3	54	0- 0	224	259	104	104	5	5	
TOTALS	RPI 1-25	RPI 26-50	W-L RECORDS	RPI 51-100	RPI 101-150	RPI 150+				
20- 11	0- 3	1- 0	OVERALL	3- 2	3- 3	13- 3				
10- 6	0- 2	0- 0	HOME	1- 1	2- 2	7- 1				
9- 4	0- 0	1- 0	AWAY	1- 1	1- 1	6- 2				
1- 1	0- 1	0- 0	NEUTRAL	1- 0	0- 0	0- 0				
10- 3	0- 0	0- 0	NON-CONFERENCE	0- 1	2- 2	8- 0				
6- 2	0- 0	0- 0	HOME	0- 1	2- 1	4- 0				
4- 1	0- 0	0- 0	AWAY	0- 0	0- 1	4- 0				
0- 0	0- 0	0- 0	NEUTRAL	0- 0	0- 0	0- 0				
10- 8	0- 3	1- 0	CONFERENCE	3- 1	1- 1	5- 3				
4- 4	0- 2	0- 0	HOME	1- 0	0- 1	3- 1				
5- 3	0- 0	1- 0	AWAY	1- 1	1- 0	2- 2				
1- 1	0- 1	0- 0	NEUTRAL	1- 0	0- 0	0- 0				

RPI S Opponent	Score	RPI S Opponent	Score	RPI S Opponent	Score	RPI S Opponent	Score
1 H UConn	48 84	30 A South Fla.	66 62	73 H UC Davis	71 77	101 A Buffalo	65 66
1 N UConn	56 78			74 A Tulane	56 51	105 H Virginia Tech	64 67
18 H Temple	60 66			74 N Tulane	61 57	106 H Rider	49 30
				100 A SMU	58 63	143 A Tulsa	62 58
				100 H SMU	63 37	143 H Tulsa	62 73
						148 H Omaha	81 41
						165 A Memphis	59 65
						165 H Memphis	62 65
						167 A East Carolina	54 42
						167 H East Carolina	79 51
						172 H Bethune-Cookman	70 43
						175 A Houston	62 48
						175 H Houston	85 59
						181 A Cincinnati	57 63
						181 H Cincinnati	64 44
						243 H South Ala.	70 58
						249 A Ga. Southern	74 54
						259 A Butler	66 59
						263 H Austin Peay	61 43
						277 A Davidson	57 38
						307 A FIU	69 52
						312 H Gardner-Webb	66 52

LAST 12 Division I GAMES:

1 N UConn	56 78	30 A South Fla.	66 62
74 N Tulane	61 57	143 A Tulsa	62 58
18 H Temple	60 66	175 H Houston	85 59
100 H SMU	63 37	100 A SMU	58 63
74 A Tulane	56 51	165 A Memphis	59 65
167 H East Carolina	79 51	181 H Cincinnati	64 44

Non-Div I Games:

UCF

■ Loss,
 ■ Non-Conf,
 S Site,
 ■ Home
 ■ Away
 N Neutral

Average RPI Win:	111	WON-LOST	WINNING	LAST 10	STRENGTH OF	OPP. STRENGTH	TEAM	ADJ.	CONF.	ADJ CONF.
Average RPI Loss:	27	RECORD	PCT. RANK	GAMES	SCHEDULE	OF SCHEDULE	RPI	RPI	RPI	RPI
DIV. I ONLY	23- 8	46	6- 4	13	7	10	10	1	1	
DIV. I NON-CONF.	9- 2	37	0- 0	54	95	12	12	1	1	
TOTALS	RPI 1-25	RPI 26-50	W-L RECORDS	RPI 51-100	RPI 101-150	RPI 150+				
23- 8	3- 5	5- 1	OVERALL	5- 1	4- 1	6- 0				
14- 0	2- 0	3- 0	HOME	2- 0	3- 0	4- 0				
6- 7	1- 4	1- 1	AWAY	1- 1	1- 1	2- 0				
3- 1	0- 1	1- 0	NEUTRAL	2- 0	0- 0	0- 0				
9- 2	0- 2	1- 0	NON-CONFERENCE	2- 0	0- 0	6- 0				
5- 0	0- 0	1- 0	HOME	0- 0	0- 0	4- 0				
2- 2	0- 2	0- 0	AWAY	0- 0	0- 0	2- 0				
2- 0	0- 0	0- 0	NEUTRAL	2- 0	0- 0	0- 0				
14- 6	3- 3	4- 1	CONFERENCE	3- 1	4- 1	0- 0				
9- 0	2- 0	2- 0	HOME	2- 0	3- 0	0- 0				
4- 5	1- 2	1- 1	AWAY	1- 1	1- 1	0- 0				
1- 1	0- 1	1- 0	NEUTRAL	0- 0	0- 0	0- 0				

RPI	S	Opponent	Score	RPI	S	Opponent	Score	RPI	S	Opponent	Score	RPI	S	Opponent	Score
3	A	South Carolina	57 66	34	A	Arizona St.	55 52	53	A	California	77 80	102	A	Washington St.	73 82
4	A	Oregon St.	61 68	34	H	Arizona St.	69 60	61	N	Iowa	78 65	102	H	Washington St.	67 48
4	H	Oregon St.	66 56	34	N	Arizona St.	77 68	63	N	Toledo	75 73	108	H	Colorado	87 74
4	N	Oregon St.	53 63	35	A	Oregon	75 84	78	H	Utah	67 56	133	A	Arizona	79 56
6	A	Stanford	85 76	35	H	Oregon	79 63	88	A	Southern California	74 59	133	H	Arizona	69 49
7	A	Baylor	70 84	47	H	Michigan	84 64	88	H	Southern California	71 67	221	H	Southern U.	95 47
9	A	Washington	70 82									231	A	UC Santa Barbara	71 52
9	H	Washington	90 79									237	H	Hawaii	72 49
												244	H	Pacific	82 55
												271	H	Cal Poly	80 64
												290	A	N.C. A&T	83 42
LAST 12 Division I GAMES:															
		4 N Oregon St.	53 63			4 A Oregon St.	61 68								
		34 N Arizona St.	77 68			35 A Oregon	75 84								
		34 A Arizona St.	55 52			6 A Stanford	85 76								
		133 A Arizona	79 56			53 A California	77 80								
		102 H Washington St.	67 48			133 H Arizona	69 49								
		9 H Washington	90 79			34 H Arizona St.	69 60								

Non-Div I Games:

UCLA

Average RPI Win:	75	WON-LOST	WINNING	LAST 10	STRENGTH OF	OPP. STRENGTH	TEAM	ADJ.	CONF.	ADJ CONF.
Average RPI Loss:	0	RECORD	PCT. RANK	GAMES	SCHEDULE	OF SCHEDULE	RPI	RPI	RPI	RPI
DIV. I ONLY	32- 0	1	10- 0	2	3	1	1	5	5	
DIV. I NON-CONF.	13- 0	1	1- 0	1	1	1	1	5	5	
TOTALS	RPI 1-25	RPI 26-50	W-L RECORDS	RPI 51-100	RPI 101-150	RPI 150+				
32- 0	11- 0	5- 0	OVERALL	7- 0	3- 0	6- 0				
14- 0	5- 0	2- 0	HOME	3- 0	1- 0	3- 0				
14- 0	5- 0	2- 0	AWAY	3- 0	1- 0	3- 0				
4- 0	1- 0	1- 0	NEUTRAL	1- 0	1- 0	0- 0				
13- 0	9- 0	2- 0	NON-CONFERENCE	1- 0	0- 0	1- 0				
6- 0	4- 0	1- 0	HOME	1- 0	0- 0	0- 0				
6- 0	4- 0	1- 0	AWAY	0- 0	0- 0	1- 0				
1- 0	1- 0	0- 0	NEUTRAL	0- 0	0- 0	0- 0				
19- 0	2- 0	3- 0	CONFERENCE	6- 0	3- 0	5- 0				
8- 0	1- 0	1- 0	HOME	2- 0	1- 0	3- 0				
8- 0	1- 0	1- 0	AWAY	3- 0	1- 0	2- 0				
3- 0	0- 0	1- 0	NEUTRAL	1- 0	1- 0	0- 0				

RPI	S	Opponent	Score	RPI	S	Opponent	Score	RPI	S	Opponent	Score	RPI	S	Opponent	Score
2	A	Notre Dame	72 61	30	A	South Fla.	96 68	66	H	Chattanooga	80 43	143	A	Tulsa	98 58
3	H	South Carolina	66 55	30	H	South Fla.	102 37	74	A	Tulane	63 60	143	H	Tulsa	96 50
7	H	Baylor	72 61	30	N	South Fla.	100 44	74	H	Tulane	100 56	143	N	Tulsa	105 57
12	A	Florida St.	78 76	33	H	Dayton	98 65	95	A	UCF	84 48	165	H	Memphis	91 48
13	N	Texas	72 54	36	A	LSU	76 53	95	N	UCF	78 56	167	A	East Carolina	91 44
16	A	Maryland	87 81					100	A	SMU	88 48	167	H	East Carolina	90 45
17	H	DePaul	91 46					100	H	SMU	83 41	175	H	Houston	91 42
18	A	Temple	97 69									181	A	Cincinnati	96 49
18	H	Temple	90 45									197	A	Nebraska	84 41
21	A	Kansas St.	75 58												
25	H	Ohio St.	82 63												
LAST 12 Division I GAMES:															
				30	N	South Fla.	100 44	74	A	Tulane	63 60				
				95	N	UCF	78 56	3	H	South Carolina	66 55				
				143	N	Tulsa	105 57	100	H	SMU	83 41				
				30	A	South Fla.	96 68	181	A	Cincinnati	96 49				
				165	H	Memphis	91 48	143	H	Tulsa	96 50				
				18	H	Temple	90 45	18	A	Temple	97 69				

Non-Div I Games:

UConn

UMBC				STRENGTH OF SCHEDULE	OPP. STRENGTH OF SCHEDULE	TEAM RPI	ADJ. RPI	CONF. RPI	ADJ CONF. RPI
Average RPI Win:	235	WON-LOST RECORD	WINNING PCT. RANK						
Average RPI Loss:	170		LAST 10 GAMES						
DIV. I ONLY	14- 15	181	6- 4	245	244	210	210	22	22
DIV. I NON-CONF.	4- 8	230	0- 0	254	292	283	283	22	22

TOTALS	RPI 1-25	RPI 26-50	W-L RECORDS	RPI 51-100	RPI 101-150	RPI 150+			
14- 15	0- 1	0- 0	OVERALL	0- 3	3- 2	11- 9			
7- 7	0- 0	0- 0	HOME	0- 1	2- 1	5- 5			
6- 7	0- 1	0- 0	AWAY	0- 2	1- 1	5- 3			
1- 1	0- 0	0- 0	NEUTRAL	0- 0	0- 0	1- 1			
4- 8	0- 1	0- 0	NON-CONFERENCE	0- 1	0- 1	4- 5			
1- 5	0- 0	0- 0	HOME	0- 0	0- 1	1- 4			
2- 3	0- 1	0- 0	AWAY	0- 1	0- 0	2- 1			
1- 0	0- 0	0- 0	NEUTRAL	0- 0	0- 0	1- 0			
10- 7	0- 0	0- 0	CONFERENCE	0- 2	3- 1	7- 4			
6- 2	0- 0	0- 0	HOME	0- 1	2- 0	4- 1			
4- 4	0- 0	0- 0	AWAY	0- 1	1- 1	3- 2			
0- 1	0- 0	0- 0	NEUTRAL	0- 0	0- 0	0- 1			

RPI 1-25				RPI 26-50				RPI 51-100				RPI 101+ Team's RPI: 210			
RPI	S	Opponent	Score	RPI	S	Opponent	Score	RPI	S	Opponent	Score	RPI	S	Opponent	Score
16	A	Maryland	42 92					51	A	Virginia	30 56	113	A	Albany (NY)	64 56
								75	A	New Hampshire	50 60	113	H	Albany (NY)	63 60
								75	H	New Hampshire	61 65	116	H	Princeton	58 69
												127	A	Maine	40 72
												127	H	Maine	66 62
												183	A	Hartford	64 47
												183	H	Hartford	73 80
												183	N	Hartford	40 74
												190	A	American	53 70
												195	A	Columbia	67 56
												201	H	Towson	48 59
												211	A	Binghamton	62 69
												211	H	Binghamton	53 45
												227	N	Liberty	62 51
												260	H	UMES	57 70
												261	A	Stony Brook	37 51
												261	H	Stony Brook	67 61
												269	H	Loyola Maryland	65 70
												274	A	Vermont	64 52
												274	H	Vermont	69 66
												291	H	Coppin St.	73 63
												330	H	Morgan St.	61 69
												335	A	LIU Brooklyn	57 45
												344	A	UMass Lowell	78 62
												344	H	UMass Lowell	79 72

				LAST 12 Division I GAMES:											
				183	N	Hartford	40 74	183	A	Hartford	64 47				
				75	H	New Hampshire	61 65	127	H	Maine	66 62				
				261	A	Stony Brook	37 51	211	H	Binghamton	53 45				
				344	A	UMass Lowell	78 62	75	A	New Hampshire	50 60				
				113	H	Albany (NY)	63 60	261	H	Stony Brook	67 61				
				274	A	Vermont	64 52	344	H	UMass Lowell	79 72				

Non-Div I Games: Gettysburg 71 51

UMBC

Loss, Non-Conf, S Site, H Home A Away N Neutral

UMES				STRENGTH OF SCHEDULE	OPP. STRENGTH OF SCHEDULE	TEAM RPI	ADJ. RPI	CONF. RPI	ADJ CONF. RPI
Average RPI Win:	264	WON-LOST RECORD	WINNING PCT. RANK						
Average RPI Loss:	226		LAST 10 GAMES						
DIV. I ONLY	12- 15	207	5- 5	317	331	260	260	32	32
DIV. I NON-CONF.	5- 5	165	0- 0	195	223	118	118	31	31

TOTALS	RPI 1-25	RPI 26-50	W-L RECORDS	RPI 51-100	RPI 101-150	RPI 150+			
12- 15	0- 1	0- 1	OVERALL	0- 1	0- 0	12- 12			
3- 6	0- 0	0- 0	HOME	0- 0	0- 0	3- 6			
7- 9	0- 1	0- 1	AWAY	0- 1	0- 0	7- 6			
2- 0	0- 0	0- 0	NEUTRAL	0- 0	0- 0	2- 0			
5- 5	0- 1	0- 1	NON-CONFERENCE	0- 1	0- 0	5- 2			
1- 0	0- 0	0- 0	HOME	0- 0	0- 0	1- 0			
3- 5	0- 1	0- 1	AWAY	0- 1	0- 0	3- 2			
1- 0	0- 0	0- 0	NEUTRAL	0- 0	0- 0	1- 0			
7- 10	0- 0	0- 0	CONFERENCE	0- 0	0- 0	7- 10			
2- 6	0- 0	0- 0	HOME	0- 0	0- 0	2- 6			
4- 4	0- 0	0- 0	AWAY	0- 0	0- 0	4- 4			
1- 0	0- 0	0- 0	NEUTRAL	0- 0	0- 0	1- 0			

RPI 1-25				RPI 26-50				RPI 51-100				RPI 101+ Team's RPI: 260			
RPI	S	Opponent	Score	RPI	S	Opponent	Score	RPI	S	Opponent	Score	RPI	S	Opponent	Score
16	A	Maryland	61 106	38	A	North Carolina St.	58 77	51	A	Virginia	50 60	166	A	Hampton	68 65
												167	A	East Carolina	58 66
												172	A	Bethune-Cookman	59 56
												172	H	Bethune-Cookman	33 61
												200	H	UNCG	60 53
												210	A	UMBC	70 57
												213	A	Howard	40 71
												213	H	Howard	71 72
												242	N	Saint Francis (PA)	90 82
												273	A	Norfolk St.	43 74
												289	A	Mt. St. Mary's	63 52
												290	A	N.C. A&T	60 57
												290	H	N.C. A&T	58 50
												291	H	Coppin St.	49 55
												291	N	Coppin St.	62 59
												296	H	Savannah St.	58 59
												315	A	USC Upstate	63 76
												329	A	Florida A&M	49 59
												330	H	Morgan St.	62 66
												336	A	N.C. Central	59 68
												336	H	N.C. Central	73 51
												337	A	Fla. Atlantic	76 59
												347	A	Delaware St.	79 72
												348	H	South Carolina St.	60 67
LAST 12 Division I GAMES:															
				291	N	Coppin St.	62 59					172	H	Bethune-Cookman	33 61
				330	H	Morgan St.	62 66					273	A	Norfolk St.	43 74
				213	A	Howard	40 71					291	H	Coppin St.	49 55
				347	A	Delaware St.	79 72					166	A	Hampton	68 65
				290	H	N.C. A&T	58 50					296	H	Savannah St.	58 59
				336	H	N.C. Central	73 51					348	H	South Carolina St.	60 67

Non-Div I Games: Cheyney 75 38

UMES

■ Loss,
 ■ Non-Conf,
 ■ S Site,
 ■ Home
 ■ A Away
 N Neutral

Average RPI Win:	270	WON-LOST	WINNING	LAST 10	STRENGTH OF	OPP. STRENGTH	TEAM	ADJ.	CONF.	ADJ CONF.
Average RPI Loss:	192	RECORD	PCT. RANK	GAMES	SCHEDULE	OF SCHEDULE	RPI	RPI	RPI	RPI
DIV. I ONLY	7- 18	287	3- 7	257	315	311	311	29	29	
DIV. I NON-CONF.	3- 8	262	0- 0	138	273	250	250	29	29	
TOTALS	RPI 1-25	RPI 26-50	W-L RECORDS	RPI 51-100	RPI 101-150	RPI 150+				
7- 18	0- 0	0- 0	OVERALL	0- 2	1- 4	6- 12				
4- 10	0- 0	0- 0	HOME	0- 2	0- 3	4- 5				
3- 8	0- 0	0- 0	AWAY	0- 0	1- 1	2- 7				
0- 0	0- 0	0- 0	NEUTRAL	0- 0	0- 0	0- 0				
3- 8	0- 0	0- 0	NON-CONFERENCE	0- 2	1- 2	2- 4				
1- 6	0- 0	0- 0	HOME	0- 2	0- 2	1- 2				
2- 2	0- 0	0- 0	AWAY	0- 0	1- 0	1- 2				
0- 0	0- 0	0- 0	NEUTRAL	0- 0	0- 0	0- 0				
4- 10	0- 0	0- 0	CONFERENCE	0- 0	0- 2	4- 8				
3- 4	0- 0	0- 0	HOME	0- 0	0- 1	3- 3				
1- 6	0- 0	0- 0	AWAY	0- 0	0- 1	1- 5				
0- 0	0- 0	0- 0	NEUTRAL	0- 0	0- 0	0- 0				

RPI	S	Opponent	Score	RPI	S	Opponent	Score	RPI	S	Opponent	Score	RPI	S	Opponent	Score	Team's RPI: 311
60	H	Western Ill.	65	78	107	A	Abilene Christian	71	68							
90	H	Northern Ill.	75	86	140	A	New Mexico St.	72	78							
					140	H	New Mexico St.	43	60							
					143	H	Tulsa	70	80							
					148	H	Omaha	57	80							
					168	H	Southern Ill.	69	77							
					170	A	La Salle	59	64							
					171	H	Western Mich.	54	66							
					182	A	Wichita St.	56	54							
					214	A	Seattle U	52	74							
					214	H	Seattle U	65	75							
					225	A	UTRGV	39	74							
					225	H	UTRGV	52	63							
					247	A	Grand Canyon	64	75							
					247	H	Grand Canyon	77	65							
					250	A	CSU Bakersfield	33	52							
					250	H	CSU Bakersfield	63	65							
					261	A	Stony Brook	55	57							
					330	H	Morgan St.	64	56							
					334	A	Utah Valley	39	58							
					334	H	Utah Valley	66	63							
					345	A	Chicago St.	71	55							
					345	H	Chicago St.	62	53							
					247	H	Grand Canyon	77	65							
					250	H	CSU Bakersfield	63	65							
					247	A	Grand Canyon	64	75							
					140	H	New Mexico St.	43	60							
					334	H	Utah Valley	66	63							
					214	H	Seattle U	65	75							
					334	A	Utah Valley	39	58							

LAST 12 Division I GAMES:

345	A	Chicago St.	71	55	225	H	UTRGV	52	63
247	H	Grand Canyon	77	65	250	A	CSU Bakersfield	33	52
250	H	CSU Bakersfield	63	65	247	A	Grand Canyon	64	75
345	H	Chicago St.	62	53	140	H	New Mexico St.	43	60
214	A	Seattle U	52	74	334	H	Utah Valley	66	63
334	A	Utah Valley	39	58	214	H	Seattle U	65	75

Non-Div I Games: Cent. Christian (KS111 43 Mo.-St. Louis 60 45

UMKC

Loss, Non-Conf, S Site, H Home A Away N Neutral

Average RPI Win:	306	WON-LOST	WINNING	LAST 10	STRENGTH OF	OPP. STRENGTH	TEAM	ADJ.	CONF.	ADJ CONF.
Average RPI Loss:	192	RECORD	PCT. RANK	GAMES	SCHEDULE	OF SCHEDULE	RPI	RPI	RPI	RPI
DIV. I ONLY	2- 26	345	0- 10	265	262	344	344	22	22	
DIV. I NON-CONF.	2- 10	305	0- 0	298	335	344	344	22	22	
TOTALS	RPI 1-25	RPI 26-50	W-L RECORDS	RPI 51-100	RPI 101-150	RPI 150+				
2- 26	0- 1	0- 1	OVERALL	0- 2	0- 4	2- 18				
2- 11	0- 0	0- 0	HOME	0- 1	0- 2	2- 8				
0- 15	0- 1	0- 1	AWAY	0- 1	0- 2	0- 10				
0- 0	0- 0	0- 0	NEUTRAL	0- 0	0- 0	0- 0				
2- 10	0- 1	0- 1	NON-CONFERENCE	0- 0	0- 0	2- 8				
2- 3	0- 0	0- 0	HOME	0- 0	0- 0	2- 3				
0- 7	0- 1	0- 1	AWAY	0- 0	0- 0	0- 5				
0- 0	0- 0	0- 0	NEUTRAL	0- 0	0- 0	0- 0				
0- 16	0- 0	0- 0	CONFERENCE	0- 2	0- 4	0- 10				
0- 8	0- 0	0- 0	HOME	0- 1	0- 2	0- 5				
0- 8	0- 0	0- 0	AWAY	0- 1	0- 2	0- 5				
0- 0	0- 0	0- 0	NEUTRAL	0- 0	0- 0	0- 0				

RPI	S	Opponent	Score	RPI	S	Opponent	Score	RPI	S	Opponent	Score	RPI	S	Opponent	Score	Team's RPI: 344
16	A	Maryland	44 100	50	A	Indiana	45 79	75	A	New Hampshire	45 58	113	A	Albany (NY)	69 93	
								75	H	New Hampshire	57 76	113	H	Albany (NY)	60 79	
												127	A	Maine	50 76	
												127	H	Maine	44 65	
												163	H	Fairfield	41 65	
												183	A	Hartford	59 80	
												183	H	Hartford	64 84	
												195	A	Columbia	57 76	
												201	A	Towson	56 90	
												210	A	UMBC	72 79	
												210	H	UMBC	62 78	
												211	A	Binghamton	54 69	
												211	H	Binghamton	48 58	
												226	A	Boston U.	56 66	
												258	A	Bryant	62 73	
												261	A	Stony Brook	53 83	
												261	H	Stony Brook	44 86	
												272	H	Colgate	82 77	
												274	A	Vermont	36 60	
												274	H	Vermont	46 61	
												302	H	Rhode Island	57 64	
												317	A	Holy Cross	47 62	
												339	H	Fairleigh Dickinson	61 55	
												343	H	Longwood	59 72	
LAST 12 Division I GAMES:																
75	A	New Hampshire	45 58	211	A	Binghamton	54 69									
210	H	UMBC	62 78	113	H	Albany (NY)	60 79									
274	A	Vermont	36 60	75	H	New Hampshire	57 76									
183	H	Hartford	64 84	210	A	UMBC	72 79									
127	A	Maine	50 76	274	H	Vermont	46 61									
261	H	Stony Brook	44 86	261	A	Stony Brook	53 83									

Non-Div I Games: Keene St. 74 48

UMass Lowell

■ Loss,
 ■ Non-Conf, S Site,
 ■ Home
 ■ Away
 N Neutral

UNC Asheville

Through Games Of March 7, 2017

Average RPI Win:	281	WON-LOST	WINNING	LAST 10	STRENGTH OF	OPP. STRENGTH	TEAM	ADJ.	CONF.	ADJ CONF.
Average RPI Loss:	187	RECORD	PCT. RANK	GAMES	SCHEDULE	OF SCHEDULE	RPI	RPI	RPI	RPI
DIV. I ONLY	14- 14	169	5- 5	315	305	238	238	28	28	
DIV. I NON-CONF.	5- 5	165	0- 0	274	226	190	190	28	28	
TOTALS	RPI 1-25	RPI 26-50	W-L RECORDS	RPI 51-100	RPI 101-150	RPI 150+				
14- 14	0- 0	0- 1	OVERALL	0- 0	0- 4	14- 9				
8- 4	0- 0	0- 0	HOME	0- 0	0- 1	8- 3				
6- 9	0- 0	0- 0	AWAY	0- 0	0- 3	6- 2				
0- 1	0- 0	0- 1	NEUTRAL	0- 0	0- 0	0- 0				
5- 5	0- 0	0- 1	NON-CONFERENCE	0- 0	0- 2	5- 2				
3- 0	0- 0	0- 0	HOME	0- 0	0- 0	3- 0				
2- 4	0- 0	0- 0	AWAY	0- 0	0- 2	2- 2				
0- 1	0- 0	0- 1	NEUTRAL	0- 0	0- 0	0- 0				
9- 9	0- 0	0- 0	CONFERENCE	0- 0	0- 2	9- 7				
5- 4	0- 0	0- 0	HOME	0- 0	0- 1	5- 3				
4- 5	0- 0	0- 0	AWAY	0- 0	0- 1	4- 4				
0- 0	0- 0	0- 0	NEUTRAL	0- 0	0- 0	0- 0				

RPI 1-25				RPI 26-50				RPI 51-100				RPI 101+ Team's RPI: 238			
RPI	S	Opponent	Score	RPI	S	Opponent	Score	RPI	S	Opponent	Score	RPI	S	Opponent	Score
				44	N	Harvard	62 79					105	A	Virginia Tech	52 71
												122	A	Fordham	42 55
												128	A	Radford	73 76
												128	H	Radford	62 64
												189	A	Campbell	60 61
												189	H	Campbell	55 61
												200	A	UNCG	77 63
												215	A	Appalachian St.	51 81
												220	A	High Point	70 81
												220	H	High Point	60 76
												227	A	Liberty	57 53
												227	H	Liberty	64 54
												230	A	Presbyterian	67 60
												230	H	Presbyterian	47 52
												240	H	Wofford	84 65
												256	A	Charleston So.	66 73
												256	H	Charleston So.	56 47
												257	A	Furman	51 63
												279	H	Western Caro.	62 53
												281	H	Tennessee Tech	77 65
LAST 12 Division I GAMES:															
				312	H	Gardner-Webb	67 49					189	A	Campbell	60 61
				227	A	Liberty	57 53					230	H	Presbyterian	47 52
				128	A	Radford	73 76					220	A	High Point	70 81
				342	H	Winthrop	71 55					256	H	Charleston So.	56 47
				343	H	Longwood	84 53					128	H	Radford	62 64
				256	A	Charleston So.	66 73					230	A	Presbyterian	67 60
												312	A	Gardner-Webb	52 55
												312	H	Gardner-Webb	67 49
												315	A	USC Upstate	70 59
												342	A	Winthrop	68 53
												342	H	Winthrop	71 55
												343	A	Longwood	80 53

Non-Div I Games: Warren Wilson 113 51

UNC Asheville

Loss, Non-Conf, S Site, H Home A Away N Neutral

RPI	S	Opponent	Score
343	H	Longwood	84 53

U
N
C
A
s
h
e
v
i
l
l
e

U
N
C
A
s
h
e
v
i
l
l
e

UNC Asheville

Average RPI Win: 241	WON-LOST	WINNING	LAST 10	STRENGTH OF	OPP. STRENGTH	TEAM	ADJ.	CONF.	ADJ CONF.
Average RPI Loss: 183	RECORD	PCT. RANK	GAMES	SCHEDULE	OF SCHEDULE	RPI	RPI	RPI	RPI
DIV. I ONLY	13- 14	186	7- 3	216	286	200	200	17	17
DIV. I NON-CONF.	5- 6	186	0- 0	258	349	243	243	20	20
TOTALS	RPI 1-25	RPI 26-50	W-L RECORDS	RPI 51-100	RPI 101-150	RPI 150+			
13- 14	0- 0	0- 0	OVERALL	1- 4	0- 2	12- 8			
8- 4	0- 0	0- 0	HOME	1- 1	0- 1	7- 2			
4- 9	0- 0	0- 0	AWAY	0- 2	0- 1	4- 6			
1- 1	0- 0	0- 0	NEUTRAL	0- 1	0- 0	1- 0			
5- 6	0- 0	0- 0	NON-CONFERENCE	0- 0	0- 2	5- 4			
2- 3	0- 0	0- 0	HOME	0- 0	0- 1	2- 2			
3- 3	0- 0	0- 0	AWAY	0- 0	0- 1	3- 2			
0- 0	0- 0	0- 0	NEUTRAL	0- 0	0- 0	0- 0			
8- 8	0- 0	0- 0	CONFERENCE	1- 4	0- 0	7- 4			
6- 1	0- 0	0- 0	HOME	1- 1	0- 0	5- 0			
1- 6	0- 0	0- 0	AWAY	0- 2	0- 0	1- 4			
1- 1	0- 0	0- 0	NEUTRAL	0- 1	0- 0	1- 0			

RPI 1-25				RPI 26-50				RPI 51-100				RPI 101+				Team's RPI: 200	
RPI	S	Opponent	Score	RPI	S	Opponent	Score	RPI	S	Opponent	Score	RPI	S	Opponent	Score		
								66	A	Chattanooga	55 58	128	H	Radford	54 70		
								66	H	Chattanooga	75 72	144	A	VCU	54 65		
								66	N	Chattanooga	53 75	202	A	ETSU	52 60		
								91	A	Mercer	47 58	202	H	ETSU	73 62		
								91	H	Mercer	64 77	220	A	High Point	69 67		
												229	A	Samford	55 47		
												229	H	Samford	64 40		
												230	H	Presbyterian	62 69		
												238	H	UNC Asheville	63 77		
												240	A	Wofford	48 54		
												240	H	Wofford	67 61		
												257	A	Furman	55 65		
												257	H	Furman	65 52		
												257	N	Furman	68 63		
												260	A	UMES	53 60		
												264	A	Murray St.	70 81		
												270	H	Eastern Ky.	81 66		
												273	H	Norfolk St.	59 52		
												279	A	Western Caro.	73 77		
												279	H	Western Caro.	62 45		
												281	A	Tennessee Tech	65 59		
												336	A	N.C. Central	64 51		
LAST 12 Division I GAMES:																	
				66	N	Chattanooga	53 75	229	A	Samford	55 47						
				257	N	Furman	68 63	257	H	Furman	65 52						
				279	A	Western Caro.	73 77	240	H	Wofford	67 61						
				202	H	ETSU	73 62	279	H	Western Caro.	62 45						
				66	H	Chattanooga	75 72	66	A	Chattanooga	55 58						
				91	A	Mercer	47 58	202	A	ETSU	52 60						

Non-Div I Games: Barton 70 48 UNC Pembroke 72 69 Greensboro 83 26 Brevard 77 34 UNCG

Average RPI Win:	224	WON-LOST	WINNING	LAST 10	STRENGTH OF	OPP. STRENGTH	TEAM	ADJ.	CONF.	ADJ CONF.
Average RPI Loss:	116	RECORD	PCT. RANK	GAMES	SCHEDULE	OF SCHEDULE	RPI	RPI	RPI	RPI
DIV. I ONLY	9- 19	269	3- 7	133	96	224	224	9	9	
DIV. I NON-CONF.	4- 6	209	0- 0	259	174	246	246	8	8	
TOTALS	RPI 1-25	RPI 26-50	W-L RECORDS	RPI 51-100	RPI 101-150	RPI 150+				
9- 19	0- 1	0- 5	OVERALL	0- 2	0- 4	9- 7				
5- 9	0- 0	0- 2	HOME	0- 1	0- 2	5- 4				
4- 10	0- 1	0- 3	AWAY	0- 1	0- 2	4- 3				
0- 0	0- 0	0- 0	NEUTRAL	0- 0	0- 0	0- 0				
4- 6	0- 1	0- 1	NON-CONFERENCE	0- 0	0- 0	4- 4				
2- 3	0- 0	0- 0	HOME	0- 0	0- 0	2- 3				
2- 3	0- 1	0- 1	AWAY	0- 0	0- 0	2- 1				
0- 0	0- 0	0- 0	NEUTRAL	0- 0	0- 0	0- 0				
5- 13	0- 0	0- 4	CONFERENCE	0- 2	0- 4	5- 3				
3- 6	0- 0	0- 2	HOME	0- 1	0- 2	3- 1				
2- 7	0- 0	0- 2	AWAY	0- 1	0- 2	2- 2				
0- 0	0- 0	0- 0	NEUTRAL	0- 0	0- 0	0- 0				

RPI 1-25				RPI 26-50				RPI 51-100				RPI 101+ Team's RPI: 224			
RPI	S	Opponent	Score	RPI	S	Opponent	Score	RPI	S	Opponent	Score	RPI	S	Opponent	Score
20	A	Tennessee	54 90	29	A	Elon	48 82	79	A	Drexel	51 76	129	A	William & Mary	52 58
				29	H	Elon	56 66	79	H	Drexel	38 71	129	H	William & Mary	43 57
				38	A	North Carolina St.	54 86					135	A	Delaware	40 57
				42	A	James Madison	51 73					135	H	Delaware	52 63
				42	H	James Madison	59 70					151	A	Northeastern	47 55
												151	H	Northeastern	68 63
												167	A	East Carolina	65 75
												170	H	La Salle	48 64
												188	A	Hofstra	56 54
												188	H	Hofstra	54 66
												196	H	Providence	49 65
												201	A	Towson	48 42
												201	H	Towson	59 56
												203	A	Col. of Charleston	37 76
												203	H	Col. of Charleston	67 61
												240	H	Wofford	67 71
												257	H	Furman	56 52
												262	A	Georgia St.	72 66
												273	H	Norfolk St.	64 56
												277	A	Davidson	67 58
LAST 12 Division I GAMES:															
				29	A	Elon	48 82	201	A	Towson	48 42				
				151	H	Northeastern	68 63	29	H	Elon	56 66				
				129	A	William & Mary	52 58	135	A	Delaware	40 57				
				188	H	Hofstra	54 66	203	H	Col. of Charleston	67 61				
				42	H	James Madison	59 70	201	H	Towson	59 56				
				79	A	Drexel	51 76	151	A	Northeastern	47 55				

Non-Div I Games: Catawba 91 65

UNCW

■ Loss,
 ■ Non-Conf, S Site,
 ■ Home
 ■ Away
 N Neutral

Average RPI Win:	200	WON-LOST	WINNING	LAST 10	STRENGTH OF	OPP. STRENGTH	TEAM	ADJ.	CONF.	ADJ CONF.
Average RPI Loss:	66	RECORD	PCT. RANK	GAMES	SCHEDULE	OF SCHEDULE	RPI	RPI	RPI	RPI
DIV. I ONLY	21- 7	39	7- 3	128	122	49	49	16	16	
DIV. I NON-CONF.	6- 4	127	0- 0	26	15	44	44	14	14	
TOTALS	RPI 1-25	RPI 26-50	W-L RECORDS	RPI 51-100	RPI 101-150	RPI 150+				
21- 7	2- 0	0- 3	OVERALL	1- 3	2- 0	16- 1				
11- 2	2- 0	0- 2	HOME	0- 0	1- 0	8- 0				
8- 5	0- 0	0- 1	AWAY	1- 3	0- 0	7- 1				
2- 0	0- 0	0- 0	NEUTRAL	0- 0	1- 0	1- 0				
6- 4	2- 0	0- 1	NON-CONFERENCE	1- 3	2- 0	1- 0				
3- 1	2- 0	0- 1	HOME	0- 0	1- 0	0- 0				
1- 3	0- 0	0- 0	AWAY	1- 3	0- 0	0- 0				
2- 0	0- 0	0- 0	NEUTRAL	0- 0	1- 0	1- 0				
15- 3	0- 0	0- 2	CONFERENCE	0- 0	0- 0	15- 1				
8- 1	0- 0	0- 1	HOME	0- 0	0- 0	8- 0				
7- 2	0- 0	0- 1	AWAY	0- 0	0- 0	7- 1				
0- 0	0- 0	0- 0	NEUTRAL	0- 0	0- 0	0- 0				

RPI 1-25				RPI 26-50				Team's RPI: 49				RPI 51-100				RPI 101+			
RPI	S	Opponent	Score	RPI	S	Opponent	Score	RPI	S	Opponent	Score	RPI	S	Opponent	Score	RPI	S	Opponent	Score
21	H	Kansas St.	67 59	28	A	Drake	57 70	57	A	Iowa St.	68 76	115	H	North Dakota	74 53				
24	H	Creighton	50 49	28	H	Drake	79 88	59	A	IUPUI	69 62	142	N	Idaho	76 74				
				37	H	South Dakota St.	50 61	61	A	Iowa	39 88	153	A	Missouri St.	61 54				
								80	A	Oklahoma St.	57 81	153	H	Missouri St.	65 64				
												168	A	Southern Ill.	59 64				
												168	H	Southern Ill.	79 49				
												182	A	Wichita St.	63 61				
												182	H	Wichita St.	62 37				
												232	A	Bradley	72 53				
												232	H	Bradley	70 50				
												235	A	Indiana St.	61 59				
												235	H	Indiana St.	59 47				
												241	A	Evansville	62 36				
												241	H	Evansville	54 40				
												308	N	Denver	79 68				
												314	A	Illinois St.	78 40				
												314	H	Illinois St.	82 51				
												323	A	Loyola Chicago	89 43				
												323	H	Loyola Chicago	68 30				
LAST 12 Division I GAMES:																			
153	H	Missouri St.	65 64	232	H	Bradley	70 50												
182	H	Wichita St.	62 37	168	A	Southern Ill.	59 64												
28	A	Drake	57 70	241	A	Evansville	62 36												
235	A	Indiana St.	61 59	28	H	Drake	79 88												
323	A	Loyola Chicago	89 43	323	H	Loyola Chicago	68 30												
314	H	Illinois St.	82 51	235	H	Indiana St.	59 47												

Non-Div I Games: Wis.-Parkside 72 57

UNI

■ Loss,
 ■ Non-Conf, S Site,
 ■ Home
 ■ Away
 N Neutral

Average RPI Win:	201	WON-LOST	WINNING	LAST 10	STRENGTH OF	OPP. STRENGTH	TEAM	ADJ.	CONF.	ADJ CONF.
Average RPI Loss:	107	RECORD	PCT. RANK	GAMES	SCHEDULE	OF SCHEDULE	RPI	RPI	RPI	RPI
DIV. I ONLY	21- 9	68	8- 2	151	134	89	89	13	13	
DIV. I NON-CONF.	8- 3	67	0- 0	120	86	71	71	15	15	
TOTALS	RPI 1-25	RPI 26-50	W-L RECORDS	RPI 51-100	RPI 101-150	RPI 150+				
21- 9	0- 1	0- 3	OVERALL	3- 2	5- 0	13- 3				
12- 2	0- 0	0- 1	HOME	2- 0	2- 0	8- 1				
7- 4	0- 0	0- 1	AWAY	1- 1	1- 0	5- 2				
2- 3	0- 1	0- 1	NEUTRAL	0- 1	2- 0	0- 0				
8- 3	0- 1	0- 1	NON-CONFERENCE	1- 1	3- 0	4- 0				
4- 0	0- 0	0- 0	HOME	1- 0	1- 0	2- 0				
2- 0	0- 0	0- 0	AWAY	0- 0	0- 0	2- 0				
2- 3	0- 1	0- 1	NEUTRAL	0- 1	2- 0	0- 0				
13- 6	0- 0	0- 2	CONFERENCE	2- 1	2- 0	9- 3				
8- 2	0- 0	0- 1	HOME	1- 0	1- 0	6- 1				
5- 4	0- 0	0- 1	AWAY	1- 1	1- 0	3- 2				
0- 0	0- 0	0- 0	NEUTRAL	0- 0	0- 0	0- 0				

RPI 1-25				RPI 26-50				RPI 51-100				Team's RPI: 89	RPI 101+			
RPI	S	Opponent	Score	RPI	S	Opponent	Score	RPI	S	Opponent	Score		RPI	S	Opponent	Score
4	N	Oregon St.	59 62	30	N	South Fla.	42 77	62	A	Boise St.	58 55		118	H	Ole Miss	64 57
				48	A	Colorado St.	41 44	87	N	BYU	54 63		140	N	New Mexico St.	52 47
				48	H	Colorado St.	37 57	88	H	Southern California	77 66		142	N	Idaho	73 61
								96	A	Wyoming	57 79		149	A	New Mexico	61 52
								96	H	Wyoming	51 46		149	H	New Mexico	56 42
													157	H	Fresno St.	54 38
													175	H	Houston	64 53
													187	A	Utah St.	49 58
													187	H	Utah St.	55 53
													187	H	Utah St.	68 43
													199	A	San Jose St.	63 55
													199	H	San Jose St.	65 76
													252	H	Tennessee St.	69 48
													266	A	San Diego St.	68 87
													266	H	San Diego St.	80 62
													282	A	Nevada	64 49
													282	H	Nevada	60 41
													313	A	Pepperdine	68 61
													322	A	Air Force	60 56
													322	H	Air Force	52 38
													326	A	UC Irvine	62 46
LAST 12 Division I GAMES:																
				187	H	Utah St.	68 43	199	A	San Jose St.	63 55					
				157	H	Fresno St.	54 38	282	H	Nevada	60 41					
				187	A	Utah St.	49 58	48	A	Colorado St.	41 44					
				282	A	Nevada	64 49	149	A	New Mexico	61 52					
				322	H	Air Force	52 38	199	H	San Jose St.	65 76					
				266	H	San Diego St.	80 62	96	H	Wyoming	51 46					

Non-Div I Games: Concordia (CA) 102 46

UNLV

■ Loss,
 ■ Non-Conf,
 ■ S Site,
 ■ Home
 ■ A Away
 N Neutral

USC Upstate

Through Games Of March 7, 2017

Average RPI Win:	299	WON-LOST	WINNING	LAST 10	STRENGTH OF	OPP. STRENGTH	TEAM	ADJ.	CONF.	ADJ CONF.
Average RPI Loss:	184	RECORD	PCT. RANK	GAMES	SCHEDULE	OF SCHEDULE	RPI	RPI	RPI	RPI
DIV. I ONLY	6- 21	313	1- 9	251	297	315	315	25	25	
DIV. I NON-CONF.	4- 8	230	0- 0	267	332	275	275	24	24	
TOTALS	RPI 1-25	RPI 26-50	W-L RECORDS	RPI 51-100	RPI 101-150	RPI 150+				
6- 21	0- 0	0- 1	OVERALL	0- 6	0- 3	6- 11				
3- 9	0- 0	0- 0	HOME	0- 2	0- 2	3- 5				
3- 12	0- 0	0- 1	AWAY	0- 4	0- 1	3- 6				
0- 0	0- 0	0- 0	NEUTRAL	0- 0	0- 0	0- 0				
4- 8	0- 0	0- 1	NON-CONFERENCE	0- 1	0- 1	4- 5				
1- 4	0- 0	0- 0	HOME	0- 0	0- 1	1- 3				
3- 4	0- 0	0- 1	AWAY	0- 1	0- 0	3- 2				
0- 0	0- 0	0- 0	NEUTRAL	0- 0	0- 0	0- 0				
2- 13	0- 0	0- 0	CONFERENCE	0- 5	0- 2	2- 6				
2- 5	0- 0	0- 0	HOME	0- 2	0- 1	2- 2				
0- 8	0- 0	0- 0	AWAY	0- 3	0- 1	0- 4				
0- 0	0- 0	0- 0	NEUTRAL	0- 0	0- 0	0- 0				

RPI S	Opponent	Score	RPI S	Opponent	Score	RPI S	Opponent	Score	RPI S	Opponent	Score	Team's RPI: 315
41	A West Virginia	33 91	54	A Purdue	41 71	103	A FGCU	43 93				
			94	A Jacksonville	46 59	103	H FGCU	50 80				
			94	H Jacksonville	47 65	129	H William & Mary	46 49				
			98	A Stetson	68 80	189	H Campbell	41 56				
			98	A Stetson	49 70	207	A Illinois	57 77				
			98	H Stetson	55 77	230	A Presbyterian	55 48				
						238	H UNC Asheville	59 70				
						257	A Furman	37 57				
						260	H UMES	76 63				
						275	A Kennesaw St.	67 74				
						275	H Kennesaw St.	71 79				
						294	A North Florida	74 77				
						294	H North Florida	67 78				
						298	A Lipscomb	77 84				
						298	H Lipscomb	89 75				
						312	H Gardner-Webb	53 57				
						320	A NJIT	66 70				
						320	H NJIT	75 58				
						336	A N.C. Central	68 58				
						348	A South Carolina St.	73 67				
LAST 12 Division I GAMES:												
98	A Stetson	49 70	298	H Lipscomb	89 75							
320	A NJIT	66 70	275	A Kennesaw St.	67 74							
98	H Stetson	55 77	298	A Lipscomb	77 84							
103	H FGCU	50 80	275	H Kennesaw St.	71 79							
94	A Jacksonville	46 59	103	A FGCU	43 93							
294	A North Florida	74 77	98	A Stetson	68 80							

Non-Div I Games: Bob Jones 92 50 Converse 93 35 Warren Wilson 91 53

USC Upstate

Loss, Non-Conf, S Site, H Home A Away N Neutral

UT Arlington

Through Games Of March 7, 2017

Average RPI Win:	217	WON-LOST	WINNING	LAST 10	STRENGTH OF	OPP. STRENGTH	TEAM	ADJ.	CONF.	ADJ CONF.
Average RPI Loss:	117	RECORD	PCT. RANK	GAMES	SCHEDULE	OF SCHEDULE	RPI	RPI	RPI	RPI
DIV. I ONLY	19- 7	58	7- 3	164	194	83	83	21	21	
DIV. I NON-CONF.	5- 3	122	0- 0	83	53	65	65	19	19	
TOTALS	RPI 1-25	RPI 26-50	W-L RECORDS	RPI 51-100	RPI 101-150	RPI 150+				
19- 7	0- 1	1- 1	OVERALL	0- 1	1- 2	17- 2				
9- 3	0- 0	0- 1	HOME	0- 1	1- 0	8- 1				
9- 4	0- 1	1- 0	AWAY	0- 0	0- 2	8- 1				
1- 0	0- 0	0- 0	NEUTRAL	0- 0	0- 0	1- 0				
5- 3	0- 1	1- 0	NON-CONFERENCE	0- 1	0- 1	4- 0				
2- 1	0- 0	0- 0	HOME	0- 1	0- 0	2- 0				
2- 2	0- 1	1- 0	AWAY	0- 0	0- 1	1- 0				
1- 0	0- 0	0- 0	NEUTRAL	0- 0	0- 0	1- 0				
14- 4	0- 0	0- 1	CONFERENCE	0- 0	1- 1	13- 2				
7- 2	0- 0	0- 1	HOME	0- 0	1- 0	6- 1				
7- 2	0- 0	0- 0	AWAY	0- 0	0- 1	7- 1				
0- 0	0- 0	0- 0	NEUTRAL	0- 0	0- 0	0- 0				

RPI 1-25				RPI 26-50				RPI 51-100 Team's RPI: 83				RPI 101+			
RPI	S	Opponent	Score	RPI	S	Opponent	Score	RPI	S	Opponent	Score	RPI	S	Opponent	Score
21	A	Kansas St.	49 62	40	A	Western Ky.	71 68	99	H	SFA	60 65	104	A	Texas Tech	60 79
				45	H	Little Rock	49 58					123	A	Troy	68 85
												123	H	Troy	78 72
												155	A	Louisiana	79 76
												155	H	Louisiana	79 66
												162	A	Texas St.	61 39
												162	H	Texas St.	69 75
												178	H	UTSA	75 54
												182	H	Wichita St.	74 70
												198	A	Seton Hall	86 61
												215	A	Appalachian St.	73 62
												215	H	Appalachian St.	74 63
												243	A	South Ala.	73 49
												243	H	South Ala.	53 41
												249	A	Ga. Southern	69 60
												255	A	Coastal Caro.	70 41
												255	H	Coastal Caro.	60 58
												262	A	Georgia St.	59 64
												266	N	San Diego St.	64 58
												318	H	Arkansas St.	69 58
												331	A	La.-Monroe	83 47
												331	H	La.-Monroe	93 59
LAST 12 Division I GAMES:															
155	A	Louisiana	79 76	318	H	Arkansas St.	69 58								
331	A	La.-Monroe	83 47	45	H	Little Rock	49 58								
243	H	South Ala.	53 41	162	H	Texas St.	69 75								
123	H	Troy	78 72	215	A	Appalachian St.	73 62								
262	A	Georgia St.	59 64	255	A	Coastal Caro.	70 41								
249	A	Ga. Southern	69 60	331	H	La.-Monroe	93 59								

Non-Div I Games: Tex. A&M-Commerce 80 50 Eastern N.M. 65 48

UT Arlington

Loss, Non-Conf, S Site, H Home A Away N Neutral

Average RPI Win:	260	WON-LOST	WINNING	LAST 10	STRENGTH OF	OPP. STRENGTH	TEAM	ADJ.	CONF.	ADJ CONF.
Average RPI Loss:	153	RECORD	PCT. RANK	GAMES	SCHEDULE	OF SCHEDULE	RPI	RPI	RPI	RPI
DIV. I ONLY	12- 19	240	7- 3	175	217	218	218	26	26	
DIV. I NON-CONF.	3- 10	280	0- 0	113	46	236	236	26	26	
TOTALS	RPI 1-25	RPI 26-50	W-L RECORDS	RPI 51-100	RPI 101-150	RPI 150+				
12- 19	0- 3	0- 0	OVERALL	0- 5	0- 1	12- 10				
7- 6	0- 1	0- 0	HOME	0- 1	0- 1	7- 3				
4- 12	0- 2	0- 0	AWAY	0- 3	0- 0	4- 7				
1- 1	0- 0	0- 0	NEUTRAL	0- 1	0- 0	1- 0				
3- 10	0- 3	0- 0	NON-CONFERENCE	0- 3	0- 1	3- 3				
2- 3	0- 1	0- 0	HOME	0- 1	0- 1	2- 0				
1- 7	0- 2	0- 0	AWAY	0- 2	0- 0	1- 3				
0- 0	0- 0	0- 0	NEUTRAL	0- 0	0- 0	0- 0				
9- 9	0- 0	0- 0	CONFERENCE	0- 2	0- 0	9- 7				
5- 3	0- 0	0- 0	HOME	0- 0	0- 0	5- 3				
3- 5	0- 0	0- 0	AWAY	0- 1	0- 0	3- 4				
1- 1	0- 0	0- 0	NEUTRAL	0- 1	0- 0	1- 0				

RPI 1-25				RPI 26-50				RPI 51-100				RPI 101+ Team's RPI: 218			
RPI	S	Opponent	Score	RPI	S	Opponent	Score	RPI	S	Opponent	Score	RPI	S	Opponent	Score
11	H	Louisville	57 100					56	A	Belmont	66 71	110	H	Vanderbilt	77 79
17	A	DePaul	68 100					56	N	Belmont	62 83	158	A	Oral Roberts	53 82
23	A	Missouri	69 80					65	A	Ohio	55 72	168	H	Southern Ill.	76 68
								66	H	Chattanooga	60 80	179	H	Morehead St.	68 89
								69	A	Northwestern	59 82	206	A	SIUE	82 72
												206	H	SIUE	68 70
												229	A	Samford	62 69
												251	H	Jacksonville St.	94 83
												252	A	Tennessee St.	80 85
												263	A	Austin Peay	60 85
												263	H	Austin Peay	83 80
												263	N	Austin Peay	59 43
												264	A	Murray St.	90 70
												264	H	Murray St.	83 82
												268	A	Southeast Mo. St.	82 73
												268	H	Southeast Mo. St.	79 82
												270	H	Eastern Ky.	66 56
												279	A	Western Caro.	84 72
												281	A	Tennessee Tech	71 81
												290	A	N.C. A&T	59 74
												301	A	Eastern Ill.	70 80
												301	H	Eastern Ill.	74 72
												318	H	Arkansas St.	68 63
LAST 12 Division I GAMES:															
				56	N	Belmont	62 83	301	H	Eastern Ill.	74 72				
				263	N	Austin Peay	59 43	270	H	Eastern Ky.	66 56				
				264	H	Murray St.	83 82	281	A	Tennessee Tech	71 81				
				263	A	Austin Peay	60 85	264	A	Murray St.	90 70				
				268	A	Southeast Mo. St.	82 73	263	H	Austin Peay	83 80				
				206	A	SIUE	82 72	206	H	SIUE	68 70				

Non-Div I Games:

UT Martin

■ Loss,
 ■ Non-Conf,
 ■ S Site,
 ■ Home
 ■ A Away
 N Neutral

Average RPI Win:	280	WON-LOST	WINNING	LAST 10	STRENGTH OF	OPP. STRENGTH	TEAM	ADJ.	CONF.	ADJ CONF.
Average RPI Loss:	141	RECORD	PCT. RANK	GAMES	SCHEDULE	OF SCHEDULE	RPI	RPI	RPI	RPI
DIV. I ONLY	7- 22	307	2- 8	170	159	300	300	14	14	
DIV. I NON-CONF.	2- 9	293	0- 0	115	191	298	298	16	16	
TOTALS	RPI 1-25	RPI 26-50	W-L RECORDS	RPI 51-100	RPI 101-150	RPI 150+				
7- 22	0- 1	0- 3	OVERALL	0- 1	1- 8	6- 9				
6- 8	0- 0	0- 1	HOME	0- 0	1- 2	5- 5				
1- 9	0- 0	0- 0	AWAY	0- 1	0- 5	1- 3				
0- 5	0- 1	0- 2	NEUTRAL	0- 0	0- 1	0- 1				
2- 9	0- 1	0- 2	NON-CONFERENCE	0- 0	0- 3	2- 3				
2- 3	0- 0	0- 0	HOME	0- 0	0- 1	2- 2				
0- 1	0- 0	0- 0	AWAY	0- 0	0- 1	0- 0				
0- 5	0- 1	0- 2	NEUTRAL	0- 0	0- 1	0- 1				
5- 13	0- 0	0- 1	CONFERENCE	0- 1	1- 5	4- 6				
4- 5	0- 0	0- 1	HOME	0- 0	1- 1	3- 3				
1- 8	0- 0	0- 0	AWAY	0- 1	0- 4	1- 3				
0- 0	0- 0	0- 0	NEUTRAL	0- 0	0- 0	0- 0				

RPI 1-25			RPI 26-50			RPI 51-100			RPI 101+ Team's RPI: 300		
RPI	S	Opponent	Score	RPI	S	Opponent	Score	RPI	S	Opponent	Score
21	N	Kansas St.	40 61	36	N	LSU	45 78	81	A	Middle Tenn.	53 76
				38	N	North Carolina St.	55 71				
				40	H	Western Ky.	54 71				
LAST 12 Division I GAMES:											
114	A	Charlotte	74 84	118	A	Southern Miss.	48 73	307	H	FIU	88 47
130	A	Old Dominion	68 87	145	A	Louisiana Tech	61 69	337	A	Fla. Atlantic	51 50
307	H	FIU	88 47	81	A	Middle Tenn.	53 76	337	H	Fla. Atlantic	69 59
337	H	Fla. Atlantic	69 59	174	A	UAB	61 74	338	H	Houston Baptist	75 45
161	H	Rice	76 80	246	H	Marshall	84 74				
194	H	North Texas	69 76	40	H	Western Ky.	54 71				

Non-Div I Games: Western N.M. 93 46

UTEP

■ Loss,
 ■ Non-Conf,
 ■ S Site,
 ■ Home
 ■ A Away
 N Neutral

Average RPI Win: 297	WON-LOST	WINNING	LAST 10	STRENGTH OF	OPP. STRENGTH	TEAM	ADJ.	CONF.	ADJ CONF.
Average RPI Loss: 153	RECORD	PCT. RANK	GAMES	SCHEDULE	OF SCHEDULE	RPI	RPI	RPI	RPI
DIV. I ONLY	15- 12	138	5- 5	339	241	225	225	29	29
DIV. I NON-CONF.	7- 6	157	1- 1	324	69	202	202	29	29
<hr/>									
TOTALS	RPI 1-25	RPI 26-50	W-L RECORDS	RPI 51-100	RPI 101-150	RPI 150+			
15- 12	0- 2	0- 0	OVERALL	0- 1	0- 3	15- 6			
8- 4	0- 0	0- 0	HOME	0- 0	0- 1	8- 3			
6- 8	0- 2	0- 0	AWAY	0- 1	0- 2	6- 3			
1- 0	0- 0	0- 0	NEUTRAL	0- 0	0- 0	1- 0			
7- 6	0- 2	0- 0	NON-CONFERENCE	0- 1	0- 1	7- 2			
4- 1	0- 0	0- 0	HOME	0- 0	0- 0	4- 1			
2- 5	0- 2	0- 0	AWAY	0- 1	0- 1	2- 1			
1- 0	0- 0	0- 0	NEUTRAL	0- 0	0- 0	1- 0			
8- 6	0- 0	0- 0	CONFERENCE	0- 0	0- 2	8- 4			
4- 3	0- 0	0- 0	HOME	0- 0	0- 1	4- 2			
4- 3	0- 0	0- 0	AWAY	0- 0	0- 1	4- 2			
0- 0	0- 0	0- 0	NEUTRAL	0- 0	0- 0	0- 0			

RPI 1-25				RPI 26-50				RPI 51-100				RPI 101+ Team's RPI: 225			
RPI	S	Opponent	Score	RPI	S	Opponent	Score	RPI	S	Opponent	Score	RPI	S	Opponent	Score
13	A	Texas	61 85					80	A	Oklahoma St.	53 86	107	A	Abilene Christian	54 70
19	A	Oklahoma	59 92									140	A	New Mexico St.	67 87
												140	H	New Mexico St.	46 64
												175	H	Houston	52 68
												194	N	North Texas	74 69
												197	A	Nebraska	53 71
												214	A	Seattle U	58 57
												214	H	Seattle U	54 67
												247	A	Grand Canyon	59 60
												247	H	Grand Canyon	52 49
												250	A	CSU Bakersfield	46 74
												250	H	CSU Bakersfield	61 67
												267	H	Prairie View	82 74
												283	A	A&M-Corpus Christi	68 65
												283	H	A&M-Corpus Christi	55 46
												303	H	North Dakota St.	81 67
												311	A	UMKC	63 52
												311	H	UMKC	74 39
												334	A	Utah Valley	64 45
												334	H	Utah Valley	64 55
												340	A	Sam Houston St.	69 45
												340	H	Sam Houston St.	78 50
												345	A	Chicago St.	57 46
												345	H	Chicago St.	71 43
<hr/>															
LAST 12 Division I GAMES:															
107	A	Abilene Christian	54 70	250	H	CSU Bakersfield	61 67	247	H	Grand Canyon	52 49	311	A	UMKC	63 52
194	N	North Texas	74 69	311	A	UMKC	63 52	214	H	Seattle U	54 67	334	H	Utah Valley	64 55
140	H	New Mexico St.	46 64	214	H	Seattle U	54 67	334	H	Utah Valley	64 55	345	A	Chicago St.	57 46
334	A	Utah Valley	64 45	345	A	Chicago St.	57 46								
214	A	Seattle U	58 57												
140	A	New Mexico St.	67 87												

Non-Div I Games: St. Thomas (TX) 63 56 Texas Lutheran 68 52 Evangel 86 55

UTRGV

Loss, Non-Conf, S Site, H Home A Away N Neutral

Average RPI Win: 221		WON-LOST	WINNING	LAST 10	STRENGTH OF	OPP. STRENGTH	TEAM	ADJ.	CONF.	ADJ CONF.
Average RPI Loss: 120		RECORD	PCT. RANK	GAMES	SCHEDULE	OF SCHEDULE	RPI	RPI	RPI	RPI
DIV. I ONLY		13- 14	186	4- 6	141	125	178	178	14	14
DIV. I NON-CONF.		3- 6	230	0- 0	30	50	185	185	16	16
TOTALS	RPI 1-25	RPI 26-50		W-L RECORDS		RPI 51-100	RPI 101-150	RPI 150+		
13- 14	0- 1	1- 1		OVERALL		0- 3	3- 5	9- 4		
8- 7	0- 0	1- 0		HOME		0- 1	2- 2	5- 4		
5- 7	0- 1	0- 1		AWAY		0- 2	1- 3	4- 0		
0- 0	0- 0	0- 0		NEUTRAL		0- 0	0- 0	0- 0		
3- 6	0- 1	0- 1		NON-CONFERENCE		0- 2	1- 1	2- 1		
3- 3	0- 0	0- 0		HOME		0- 1	1- 1	2- 1		
0- 3	0- 1	0- 1		AWAY		0- 1	0- 0	0- 0		
0- 0	0- 0	0- 0		NEUTRAL		0- 0	0- 0	0- 0		
10- 8	0- 0	1- 0		CONFERENCE		0- 1	2- 4	7- 3		
5- 4	0- 0	1- 0		HOME		0- 0	1- 1	3- 3		
5- 4	0- 0	0- 0		AWAY		0- 1	1- 3	4- 0		
0- 0	0- 0	0- 0		NEUTRAL		0- 0	0- 0	0- 0		

RPI 1-25					
RPI	S	Opponent	Score		
13	A	Texas	43	76	
RPI 26-50					
RPI	S	Opponent	Score		
35	A	Oregon	63	77	
40	H	Western Ky.	80	77	
RPI 51-100					
RPI	S	Opponent	Score		
74	H	Tulane	66	75	
81	A	Middle Tenn.	63	77	
83	A	UT Arlington	54	75	
Team's RPI: 178					
RPI	S	Opponent	Score		
107	H	Abilene Christian	71	68	
114	A	Charlotte	67	78	
118	A	Southern Miss.	71	74	
118	H	Southern Miss.	68	69	
121	H	Northern Colo.	66	73	
130	A	Old Dominion	81	68	
145	A	Louisiana Tech	71	77	
145	H	Louisiana Tech	63	61	
161	H	Rice	61	66	
162	H	Texas St.	72	47	
174	A	UAB	82	67	
175	H	Houston	49	56	
194	H	North Texas	55	58	
227	H	Liberty	80	64	
246	H	Marshall	81	88	
300	A	UTEP	83	81	
300	H	UTEP	97	76	
307	A	FIU	70	61	
307	H	FIU	69	55	
337	A	Fla. Atlantic	72	62	
337	H	Fla. Atlantic	97	66	
LAST 12 Division I GAMES:					
130	A	Old Dominion	81	68	
114	A	Charlotte	67	78	
337	H	Fla. Atlantic	97	66	
307	H	FIU	69	55	
194	H	North Texas	55	58	
161	H	Rice	61	66	
145	A	Louisiana Tech	71	77	
118	A	Southern Miss.	71	74	
174	A	UAB	82	67	
81	A	Middle Tenn.	63	77	
40	H	Western Ky.	80	77	
246	H	Marshall	81	88	

Non-Div I Games:	Tex. A&M-Kingsville	70	44	Angelo St.	77	85
------------------	---------------------	----	----	------------	----	----

UTSA

Loss, Non-Conf, S Site, H Home A Away N Neutral

Page 348

Average RPI Win:	161	WON-LOST	WINNING	LAST 10	STRENGTH OF	OPP. STRENGTH	TEAM	ADJ.	CONF.	ADJ CONF.
Average RPI Loss:	38	RECORD	PCT. RANK	GAMES	SCHEDULE	OF SCHEDULE	RPI	RPI	RPI	RPI
DIV. I ONLY	16- 14	158	3- 7	39	37	78	78	1	1	
DIV. I NON-CONF.	11- 0	1	0- 0	185	304	29	29	1	1	
TOTALS	RPI 1-25	RPI 26-50	W-L RECORDS	RPI 51-100	RPI 101-150	RPI 150+				
16- 14	0- 7	0- 4	OVERALL	5- 0	4- 3	7- 0				
9- 7	0- 3	0- 2	HOME	3- 0	1- 2	5- 0				
6- 6	0- 4	0- 1	AWAY	2- 0	2- 1	2- 0				
1- 1	0- 0	0- 1	NEUTRAL	0- 0	1- 0	0- 0				
11- 0	0- 0	0- 0	NON-CONFERENCE	2- 0	2- 0	7- 0				
7- 0	0- 0	0- 0	HOME	2- 0	0- 0	5- 0				
3- 0	0- 0	0- 0	AWAY	0- 0	1- 0	2- 0				
1- 0	0- 0	0- 0	NEUTRAL	0- 0	1- 0	0- 0				
5- 14	0- 7	0- 4	CONFERENCE	3- 0	2- 3	0- 0				
2- 7	0- 3	0- 2	HOME	1- 0	1- 2	0- 0				
3- 6	0- 4	0- 1	AWAY	2- 0	1- 1	0- 0				
0- 1	0- 0	0- 1	NEUTRAL	0- 0	0- 0	0- 0				

RPI 1-25				RPI 26-50				RPI 51-100				RPI 101+			
RPI	S	Opponent	Score	RPI	S	Opponent	Score	RPI	S	Opponent	Score	RPI	S	Opponent	Score
4	A	Oregon St.	44 70	34	H	Arizona St.	44 66	53	A	California	73 64	102	A	Washington St.	74 57
4	H	Oregon St.	49 63	34	N	Arizona St.	54 72	53	H	California	63 57	102	H	Washington St.	55 61
6	A	Stanford	51 87	35	A	Oregon	66 84	77	H	Montana St.	74 64	108	A	Colorado	49 54
6	H	Stanford	58 77	35	H	Oregon	61 73	87	H	BYU	77 60	108	H	Colorado	58 53
9	A	Washington	77 84					88	A	Southern California	58 53	109	A	St. Mary's (CA)	63 62
9	H	Washington	53 82									114	N	Charlotte	81 68
10	A	UCLA	56 67									133	H	Arizona	70 81
												157	A	Fresno St.	65 55
												187	H	Utah St.	65 58
												238	H	Weber St.	71 52
												282	A	Nevada	80 50
												288	H	Southern Utah	69 43
												295	H	Northern Ariz.	78 65
												334	H	Utah Valley	100 52
LAST 12 Division I GAMES:															
34	N	Arizona St.	54 72	53	A	California	73 64								
9	A	Washington	77 84	102	H	Washington St.	55 61								
102	A	Washington St.	74 57	9	H	Washington	53 82								
4	H	Oregon St.	49 63	108	H	Colorado	58 53								
35	H	Oregon	61 73	108	A	Colorado	49 54								
6	A	Stanford	51 87	35	A	Oregon	66 84								

Non-Div I Games:

Utah

■ Loss,
 ■ Non-Conf, S Site,
 ■ Home
 ■ Away
 N Neutral

Average RPI Win:	225	WON-LOST	WINNING	LAST 10	STRENGTH OF	OPP. STRENGTH	TEAM	ADJ.	CONF.	ADJ CONF.
Average RPI Loss:	139	RECORD	PCT. RANK	GAMES	SCHEDULE	OF SCHEDULE	RPI	RPI	RPI	RPI
DIV. I ONLY	16- 14	158	6- 4	239	180	187	187	13	13	
DIV. I NON-CONF.	6- 4	127	0- 0	329	275	238	238	15	15	
TOTALS	RPI 1-25	RPI 26-50	W-L RECORDS	RPI 51-100	RPI 101-150	RPI 150+				
16- 14	0- 0	1- 1	OVERALL	3- 7	0- 3	12- 3				
11- 4	0- 0	1- 0	HOME	3- 2	0- 1	7- 1				
3- 10	0- 0	0- 1	AWAY	0- 5	0- 2	3- 2				
2- 0	0- 0	0- 0	NEUTRAL	0- 0	0- 0	2- 0				
6- 4	0- 0	0- 0	NON-CONFERENCE	1- 2	0- 1	5- 1				
4- 2	0- 0	0- 0	HOME	1- 1	0- 0	3- 1				
1- 2	0- 0	0- 0	AWAY	0- 1	0- 1	1- 0				
1- 0	0- 0	0- 0	NEUTRAL	0- 0	0- 0	1- 0				
10- 10	0- 0	1- 1	CONFERENCE	2- 5	0- 2	7- 2				
7- 2	0- 0	1- 0	HOME	2- 1	0- 1	4- 0				
2- 8	0- 0	0- 1	AWAY	0- 4	0- 1	2- 2				
1- 0	0- 0	0- 0	NEUTRAL	0- 0	0- 0	1- 0				

RPI S	Opponent	Score	RPI S	Opponent	Score	RPI S	Opponent	Score	RPI S	Opponent	Score	Team's RPI: 187
48	A Colorado St.	43 74	48	H Colorado St.	55 48	62	A Boise St.	56 76	133	A Arizona	57 61	
						62	H Boise St.	65 63	149	A New Mexico	67 78	
						77	H Montana St.	64 56	149	H New Mexico	58 68	
						78	A Utah	58 65	157	A Fresno St.	52 47	
						87	H BYU	40 60	169	H Idaho St.	69 56	
						89	A UNLV	53 55	199	H San Jose St.	82 78	
						89	A UNLV	43 68	266	A San Diego St.	59 66	
						89	H UNLV	58 49	266	H San Diego St.	53 47	
						96	A Wyoming	40 59	282	A Nevada	81 69	
						96	H Wyoming	48 71	282	H Nevada	60 57	
									288	H Southern Utah	54 70	
									322	A Air Force	61 64	
									322	H Air Force	65 62	
									322	N Air Force	46 40	
									325	A Montana	65 47	
									326	H UC Irvine	66 52	
									332	N Incarnate Word	79 46	
									334	H Utah Valley	56 45	
LAST 12 Division I GAMES:												
89	A UNLV	43 68	266	A San Diego St.	59 66							
322	N Air Force	46 40	96	A Wyoming	40 59							
89	H UNLV	58 49	48	H Colorado St.	55 48							
322	A Air Force	61 64	62	H Boise St.	65 63							
199	H San Jose St.	82 78	282	A Nevada	81 69							
282	H Nevada	60 57	157	A Fresno St.	52 47							

Non-Div I Games: Westminster (UT) 72 49

Utah St.

Utah Valley

Through Games Of March 7, 2017

Average RPI Win:	318	WON-LOST	WINNING	LAST 10	STRENGTH OF	OPP. STRENGTH	TEAM	ADJ.	CONF.	ADJ CONF.
Average RPI Loss:	200	RECORD	PCT. RANK	GAMES	SCHEDULE	OF SCHEDULE	RPI	RPI	RPI	RPI
DIV. I ONLY	6- 21	313	2- 8	320	298	334	334	29	29	
DIV. I NON-CONF.	3- 10	280	0- 0	306	233	324	324	29	29	
TOTALS	RPI 1-25	RPI 26-50	W-L RECORDS	RPI 51-100	RPI 101-150	RPI 150+				
6- 21	0- 0	0- 1	OVERALL	0- 2	0- 3	6- 15				
4- 8	0- 0	0- 0	HOME	0- 1	0- 2	4- 5				
2- 11	0- 0	0- 0	AWAY	0- 0	0- 0	2- 3				
0- 2	0- 0	0- 1	NEUTRAL	0- 0	0- 0	0- 1				
3- 10	0- 0	0- 1	NON-CONFERENCE	0- 2	0- 1	3- 6				
2- 3	0- 0	0- 0	HOME	0- 1	0- 1	2- 1				
1- 5	0- 0	0- 0	AWAY	0- 1	0- 0	1- 4				
0- 2	0- 0	0- 1	NEUTRAL	0- 0	0- 0	0- 1				
3- 11	0- 0	0- 0	CONFERENCE	0- 0	0- 2	3- 9				
2- 5	0- 0	0- 0	HOME	0- 0	0- 1	2- 4				
1- 6	0- 0	0- 0	AWAY	0- 0	0- 1	1- 5				
0- 0	0- 0	0- 0	NEUTRAL	0- 0	0- 0	0- 0				

RPI S	Opponent	Score	RPI S	Opponent	Score	RPI S	Opponent	Score	RPI S	Opponent	Score	Team's RPI: 334
39 N	Central Mich.	62 71	78 A	Utah	52 100	87 H	BYU	50 68	138 H	Eastern Wash.	50 83	
									140 A	New Mexico St.	46 63	
									140 H	New Mexico St.	53 66	
									169 A	Idaho St.	56 61	
									187 A	Utah St.	45 56	
									206 N	SIUE	64 71	
									214 A	Seattle U	55 65	
									214 H	Seattle U	51 69	
									225 A	UTRGV	55 64	
									225 H	UTRGV	45 64	
									238 H	Weber St.	61 64	
									247 A	Grand Canyon	42 60	
									247 H	Grand Canyon	46 62	
									250 A	CSU Bakersfield	39 55	
									250 H	CSU Bakersfield	59 63	
									271 A	Cal Poly	65 77	
									288 A	Southern Utah	70 64	
									308 H	Denver	72 58	
									311 A	UMKC	63 66	
									311 H	UMKC	58 39	
									313 H	Pepperdine	72 65	
									322 A	Air Force	53 64	
									345 A	Chicago St.	62 59	
									345 H	Chicago St.	73 54	
LAST 12 Division I GAMES:												
214 A	Seattle U	55 65	311 H	UMKC	58 39							
225 H	UTRGV	45 64	214 H	Seattle U	51 69							
140 H	New Mexico St.	53 66	140 A	New Mexico St.	46 63							
247 A	Grand Canyon	42 60	225 A	UTRGV	55 64							
250 A	CSU Bakersfield	39 55	250 H	CSU Bakersfield	59 63							
345 H	Chicago St.	73 54	311 A	UMKC	63 66							

Non-Div I Games: Dixie St. 68 56 Antelope Valley 87 47

Utah Valley

Loss, Non-Conf, S Site, H Home A Away N Neutral

Average RPI Win:	217	WON-LOST	WINNING	LAST 10	STRENGTH OF	OPP. STRENGTH	TEAM	ADJ.	CONF.	ADJ CONF.
Average RPI Loss:	97	RECORD	PCT. RANK	GAMES	SCHEDULE	OF SCHEDULE	RPI	RPI	RPI	RPI
DIV. I ONLY	16- 15	167	5- 5	111	118	144	144	12	12	
DIV. I NON-CONF.	7- 6	157	0- 0	112	118	131	131	12	12	
TOTALS	RPI 1-25	RPI 26-50	W-L RECORDS	RPI 51-100	RPI 101-150	RPI 150+				
16- 15	0- 0	0- 2	OVERALL	1- 6	1- 6	14- 1				
9- 6	0- 0	0- 1	HOME	0- 3	0- 2	9- 0				
5- 8	0- 0	0- 0	AWAY	0- 0	1- 0	4- 0				
2- 1	0- 0	0- 1	NEUTRAL	1- 0	0- 0	1- 0				
7- 6	0- 0	0- 0	NON-CONFERENCE	1- 3	0- 3	6- 0				
3- 3	0- 0	0- 0	HOME	0- 2	0- 1	3- 0				
2- 3	0- 0	0- 0	AWAY	0- 1	0- 2	2- 0				
2- 0	0- 0	0- 0	NEUTRAL	1- 0	0- 0	1- 0				
9- 9	0- 0	0- 2	CONFERENCE	0- 3	1- 3	8- 1				
6- 3	0- 0	0- 1	HOME	0- 1	0- 1	6- 0				
3- 5	0- 0	0- 0	AWAY	0- 2	1- 2	2- 1				
0- 1	0- 0	0- 1	NEUTRAL	0- 0	0- 0	0- 0				

RPI S	Opponent	Score	RPI S	Opponent	Score	RPI S	Opponent	Score	RPI S	Opponent	Score	Team's RPI: 144
33	H Dayton	48 68	33	N Dayton	61 77	52	A George Washington	67 81	111	A Saint Joseph's	58 64	
						59	H IUPUI	62 71	111	H Saint Joseph's	70 80	
						67	N Villanova	68 66	118	A Ole Miss	57 77	
						71	H Minnesota	69 79	122	A Fordham	61 58	
						86	A Wake Forest	54 60	125	A Duquesne	51 70	
						93	A Saint Louis	72 77	130	A Old Dominion	60 70	
						93	H Saint Louis	48 62	147	H Iona	57 59	
									152	H Brown	85 72	
									170	H La Salle	61 56	
									189	A Campbell	66 53	
									190	N American	68 62	
									192	A George Mason	59 70	
									200	H UNCG	65 54	
									233	A Richmond	57 55	
									233	H Richmond	72 64	
									233	H Richmond	62 55	
									248	A St. Bonaventure	77 60	
									257	A Furman	75 61	
									277	H Davidson	54 47	
									291	H Coppin St.	73 44	
									302	H Rhode Island	68 57	
									309	H Massachusetts	55 52	
LAST 12 Division I GAMES:												
33	N Dayton	61 77	93	A Saint Louis	72 77							
233	H Richmond	72 64	33	H Dayton	48 68							
277	H Davidson	54 47	233	A Richmond	57 55							
248	A St. Bonaventure	77 60	309	H Massachusetts	55 52							
111	H Saint Joseph's	70 80	122	A Fordham	61 58							
125	A Duquesne	51 70	302	H Rhode Island	68 57							

Non-Div I Games:

VCU

■ Loss,
 ■ Non-Conf,
 ■ S Site,
 ■ H Home
 ■ A Away
 N Neutral

Valparaiso

Through Games Of March 7, 2017

Average RPI Win:	284	WON-LOST	WINNING	LAST 10	STRENGTH OF	OPP. STRENGTH	TEAM	ADJ.	CONF.	ADJ CONF.
Average RPI Loss:	159	RECORD	PCT. RANK	GAMES	SCHEDULE	OF SCHEDULE	RPI	RPI	RPI	RPI
DIV. I ONLY	8- 21	288	5- 5	218	216	292	292	18	18	
DIV. I NON-CONF.	3- 6	230	0- 0	255	189	270	270	21	21	
TOTALS	RPI 1-25	RPI 26-50	W-L RECORDS	RPI 51-100	RPI 101-150	RPI 150+				
8- 21	0- 1	0- 4	OVERALL	0- 1	1- 7	7- 8				
5- 8	0- 0	0- 1	HOME	0- 0	1- 3	4- 4				
2- 12	0- 0	0- 0	AWAY	0- 0	0- 0	2- 0				
1- 1	0- 0	0- 1	NEUTRAL	0- 0	0- 0	1- 0				
3- 6	0- 1	0- 1	NON-CONFERENCE	0- 1	0- 0	3- 3				
2- 2	0- 0	0- 0	HOME	0- 0	0- 0	2- 2				
1- 4	0- 1	0- 1	AWAY	0- 1	0- 0	1- 1				
0- 0	0- 0	0- 0	NEUTRAL	0- 0	0- 0	0- 0				
5- 15	0- 0	0- 3	CONFERENCE	0- 0	1- 7	4- 5				
3- 6	0- 0	0- 1	HOME	0- 0	1- 3	2- 2				
1- 8	0- 0	0- 1	AWAY	0- 0	0- 4	1- 3				
1- 1	0- 0	0- 1	NEUTRAL	0- 0	0- 0	1- 0				

RPI 1-25				RPI 26-50				RPI 51-100				RPI 101+ Team's RPI: 292			
RPI	S	Opponent	Score	RPI	S	Opponent	Score	RPI	S	Opponent	Score	RPI	S	Opponent	Score
2	A	Notre Dame	54 114	26	A	Green Bay	35 56	98	A	Stetson	75 87	139	A	Detroit Mercy	60 85
				26	H	Green Bay	36 75					139	H	Detroit Mercy	57 55
				26	N	Green Bay	60 89					141	A	Wright St.	48 63
				50	A	Indiana	58 87					141	H	Wright St.	52 65
												146	A	Milwaukee	64 80
												146	H	Milwaukee	74 85
												150	A	Oakland	63 104
												150	H	Oakland	60 98
												184	A	Cleveland St.	60 71
												184	H	Cleveland St.	62 66
												227	H	Liberty	70 68
												232	H	Bradley	56 67
												241	H	Evansville	65 70
												297	A	Northern Ky.	41 32
												297	H	Northern Ky.	55 70
												301	H	Eastern Ill.	73 68
												314	A	Illinois St.	56 77
												319	A	Youngstown St.	70 76
												319	H	Youngstown St.	77 60
												319	N	Youngstown St.	79 62
												321	A	Ill.-Chicago	60 74
												321	H	Ill.-Chicago	72 63
												345	A	Chicago St.	53 51
LAST 12 Division I GAMES:															
				26	N	Green Bay	60 89			297	A	Northern Ky.	41	32	
				319	N	Youngstown St.	79 62			141	A	Wright St.	48	63	
				321	H	Ill.-Chicago	72 63			184	H	Cleveland St.	62	66	
				146	A	Milwaukee	64 80			319	H	Youngstown St.	77	60	
				139	H	Detroit Mercy	57 55			321	A	Ill.-Chicago	60	74	
				150	H	Oakland	60 98			141	H	Wright St.	52	65	

Non-Div I Games: Ind.-Kokomo 102 47 Grace (IN) 71 49

Valparaiso

Loss, Non-Conf, S Site, H Home A Away N Neutral

Vanderbilt

Through Games Of March 7, 2017

Average RPI Win:	165	WON-LOST	WINNING	LAST 10	STRENGTH OF	OPP. STRENGTH	TEAM	ADJ.	CONF.	ADJ CONF.
Average RPI Loss:	55	RECORD	PCT. RANK	GAMES	SCHEDULE	OF SCHEDULE	RPI	RPI	RPI	RPI
DIV. I ONLY	14- 16	193	4- 6	48	41	110	110	2	2	
DIV. I NON-CONF.	10- 3	54	0- 0	110	129	53	53	2	2	
TOTALS	RPI 1-25	RPI 26-50	W-L RECORDS	RPI 51-100	RPI 101-150	RPI 150+				
14- 16	1- 8	1- 3	OVERALL	2- 2	2- 1	8- 2				
10- 5	1- 3	1- 1	HOME	2- 1	2- 0	4- 0				
3- 10	0- 5	0- 2	AWAY	0- 1	0- 0	3- 2				
1- 1	0- 0	0- 0	NEUTRAL	0- 0	0- 1	1- 0				
10- 3	1- 1	0- 1	NON-CONFERENCE	2- 0	0- 0	7- 1				
6- 1	1- 1	0- 0	HOME	2- 0	0- 0	3- 0				
3- 2	0- 0	0- 1	AWAY	0- 0	0- 0	3- 1				
1- 0	0- 0	0- 0	NEUTRAL	0- 0	0- 0	1- 0				
4- 13	0- 7	1- 2	CONFERENCE	0- 2	2- 1	1- 1				
4- 4	0- 2	1- 1	HOME	0- 1	2- 0	1- 0				
0- 8	0- 5	0- 1	AWAY	0- 1	0- 0	0- 1				
0- 1	0- 0	0- 0	NEUTRAL	0- 0	0- 1	0- 0				

RPI 1-25				RPI 26-50				RPI 51-100				RPI 101+ Team's RPI: 110			
RPI	S	Opponent	Score	RPI	S	Opponent	Score	RPI	S	Opponent	Score	RPI	S	Opponent	Score
3	A	South Carolina	51 82	36	A	LSU	58 64	74	H	Tulane	74 63	118	H	Ole Miss	85 67
5	A	Mississippi St.	41 86	36	H	LSU	70 68	79	H	Drexel	73 63	132	H	Alabama	87 80
8	H	Duke	77 73	46	H	Auburn	59 64	82	H	Florida	73 93	132	N	Alabama	57 77
11	H	Louisville	66 78	50	A	Indiana	61 94	85	A	Georgia	68 70	165	A	Memphis	59 75
14	A	Kentucky	63 71									172	A	Arkansas	56 59
20	A	Tennessee	63 91									172	H	Arkansas	66 64
20	H	Tennessee	57 70									191	H	Robert Morris	75 59
22	A	Texas A&M	72 77									202	A	ETSU	80 72
23	H	Missouri	68 74									206	N	SIUE	73 63
												218	A	UT Martin	79 77
												275	H	Kennesaw St.	86 54
												281	H	Tennessee Tech	89 57
												322	A	Air Force	75 49
LAST 12 Division I GAMES:															
132	N	Alabama	57 77	5	A	Mississippi St.	41 86								
36	A	LSU	58 64	14	A	Kentucky	63 71								
172	H	Arkansas	66 64	82	H	Florida	73 93								
118	H	Ole Miss	85 67	132	H	Alabama	87 80								
3	A	South Carolina	51 82	20	A	Tennessee	63 91								
36	H	LSU	70 68	172	A	Arkansas	56 59								

Non-Div I Games:

Vanderbilt

■ Loss,
■ Non-Conf,
■ S Site,
■ Home
■ A Away
N Neutral

RPI 1-25				RPI 26-50				RPI 51-100				RPI 101+				Team's RPI: 274	
RPI	S	Opponent	Score	RPI	S	Opponent	Score	RPI	S	Opponent	Score	RPI	S	Opponent	Score		
18	A	Temple	39 53	47	A	Michigan	56 78	75	A	New Hampshire	47 66	113	A	Albany (NY)	53 64		
								75	H	New Hampshire	49 57	113	H	Albany (NY)	52 67		
												113	N	Albany (NY)	45 65		
												127	A	Maine	43 59		
												127	H	Maine	55 52		
												134	A	Yale	48 77		
												146	H	Milwaukee	44 68		
												150	A	Oakland	55 79		
												152	H	Brown	50 62		
												183	A	Hartford	55 68		
												183	H	Hartford	76 70		
												210	A	UMBC	66 69		
												210	H	UMBC	52 64		
												211	A	Binghamton	61 76		
												211	H	Binghamton	55 64		
												213	A	Howard	57 64		
												216	H	Dartmouth	59 54		
												258	H	Bryant	57 63		
												261	A	Stony Brook	57 43		
												261	H	Stony Brook	53 43		
LAST 12 Division I GAMES:																	
		113 N Albany (NY)	45 65			211 A Binghamton	61 76										
		261 A Stony Brook	57 43			183 H Hartford	76 70										
		113 H Albany (NY)	52 67			127 A Maine	43 59										
		344 H UMass Lowell	60 36			261 H Stony Brook	53 43										
		210 H UMBC	52 64			113 A Albany (NY)	53 64										
		75 A New Hampshire	47 66			344 A UMass Lowell	61 46										

Non-Div I Games:

Average RPI Win:	164	WON-LOST	WINNING	LAST 10	STRENGTH OF	OPP. STRENGTH	TEAM	ADJ.	CONF.	ADJ CONF.
Average RPI Loss:	45	RECORD	PCT. RANK	GAMES	SCHEDULE	OF SCHEDULE	RPI	RPI	RPI	RPI
DIV. I ONLY	16- 14	158	5- 5	28	69	67	67	7	7	
DIV. I NON-CONF.	5- 6	186	0- 0	8	30	72	72	7	7	
TOTALS	RPI 1-25	RPI 26-50	W-L RECORDS	RPI 51-100	RPI 101-150	RPI 150+				
16- 14	0- 7	0- 2	OVERALL	5- 3	1- 2	10- 0				
8- 5	0- 3	0- 1	HOME	2- 1	0- 0	6- 0				
7- 5	0- 3	0- 1	AWAY	2- 1	1- 0	4- 0				
1- 4	0- 1	0- 0	NEUTRAL	1- 1	0- 2	0- 0				
5- 6	0- 3	0- 0	NON-CONFERENCE	2- 1	1- 2	2- 0				
2- 2	0- 1	0- 0	HOME	0- 1	0- 0	2- 0				
2- 1	0- 1	0- 0	AWAY	1- 0	1- 0	0- 0				
1- 3	0- 1	0- 0	NEUTRAL	1- 0	0- 2	0- 0				
11- 8	0- 4	0- 2	CONFERENCE	3- 2	0- 0	8- 0				
6- 3	0- 2	0- 1	HOME	2- 0	0- 0	4- 0				
5- 4	0- 2	0- 1	AWAY	1- 1	0- 0	4- 0				
0- 1	0- 0	0- 0	NEUTRAL	0- 1	0- 0	0- 0				

RPI 1-25				RPI 26-50				RPI 51-100 Team's RPI: 67				RPI 101+			
RPI	S	Opponent	Score	RPI	S	Opponent	Score	RPI	S	Opponent	Score	RPI	S	Opponent	Score
5	N	Mississippi St.	62 108	27	A	Marquette	53 62	52	H	George Washington	69 72	111	A	Saint Joseph's	62 54
8	A	Duke	50 68	27	H	Marquette	71 77	54	N	Purdue	58 44	123	N	Troy	85 93
17	A	DePaul	50 77					55	A	Penn	60 48	144	N	VCU	66 68
17	H	DePaul	50 80					68	A	Georgetown	49 54	170	H	La Salle	52 49
18	H	Temple	48 83					68	H	Georgetown	71 50	196	A	Providence	64 59
24	A	Creighton	46 60					70	A	St. John's (NY)	67 56	196	H	Providence	61 43
24	H	Creighton	44 47					70	H	St. John's (NY)	55 50	198	A	Seton Hall	87 52
								70	N	St. John's (NY)	40 56	198	H	Seton Hall	69 52
												205	A	Xavier	72 47
												205	H	Xavier	76 71
												259	A	Butler	70 69
												259	H	Butler	61 58
												304	H	Lehigh	59 37
LAST 12 Division I GAMES:															
70	N	St. John's (NY)	40 56	70	A	St. John's (NY)	67 56								
27	A	Marquette	53 62	196	H	Providence	61 43								
17	A	DePaul	50 77	24	H	Creighton	44 47								
259	H	Butler	61 58	68	A	Georgetown	49 54								
205	H	Xavier	76 71	205	A	Xavier	72 47								
198	A	Seton Hall	87 52	259	A	Butler	70 69								

Non-Div I Games:

Villanova

■ Loss,
■ Non-Conf, S Site,
■ Home
■ Away
N Neutral

Average RPI Win: 154		WON-LOST	WINNING	LAST 10	STRENGTH OF	OPP. STRENGTH	TEAM	ADJ.	CONF.	ADJ CONF.
Average RPI Loss: 45		RECORD	PCT. RANK	GAMES	SCHEDULE	OF SCHEDULE	RPI	RPI	RPI	RPI
DIV. I ONLY		19- 12	110	5- 5	59	23	51	51	3	3
DIV. I NON-CONF.		11- 2	23	0- 0	268	77	77	77	4	4
TOTALS	RPI 1-25	RPI 26-50		W-L RECORDS		RPI 51-100	RPI 101-150		RPI 150+	
19- 12	1- 6	1- 2		OVERALL		5- 2	3- 1		9- 1	
12- 3	1- 2	1- 1		HOME		3- 0	1- 0		6- 0	
5- 7	0- 3	0- 1		AWAY		1- 1	2- 1		2- 1	
2- 2	0- 1	0- 0		NEUTRAL		1- 1	0- 0		1- 0	
11- 2	0- 0	1- 0		NON-CONFERENCE		2- 2	0- 0		8- 0	
7- 0	0- 0	1- 0		HOME		1- 0	0- 0		5- 0	
3- 1	0- 0	0- 0		AWAY		1- 1	0- 0		2- 0	
1- 1	0- 0	0- 0		NEUTRAL		0- 1	0- 0		1- 0	
8- 10	1- 6	0- 2		CONFERENCE		3- 0	3- 1		1- 1	
5- 3	1- 2	0- 1		HOME		2- 0	1- 0		1- 0	
2- 6	0- 3	0- 1		AWAY		0- 0	2- 1		0- 1	
1- 1	0- 1	0- 0		NEUTRAL		1- 0	0- 0		0- 0	

RPI 1-25				RPI 26-50				RPI 51-100				Team's RPI: 51				RPI 101+			
RPI	S	Opponent	Score	RPI	S	Opponent	Score	RPI	S	Opponent	Score	RPI	S	Opponent	Score	RPI	S	Opponent	Score
2	A	Notre Dame	74 82	31	A	Syracuse	49 54	58	H	Georgia Tech	65 64	105	A	Virginia Tech	63 55				
2	N	Notre Dame	59 76	33	H	Dayton	66 56	69	A	Northwestern	60 69	105	H	Virginia Tech	76 27				
8	H	Duke	51 70	38	H	North Carolina St.	48 59	70	N	St. John's (NY)	55 66	112	A	Clemson	69 37				
11	A	Louisville	55 66					81	H	Middle Tenn.	63 51	120	A	North Carolina	58 67				
11	H	Louisville	81 86					85	A	Georgia	66 43	159	A	Pittsburgh	54 62				
12	H	Florida St.	60 51					86	H	Wake Forest	60 57	176	H	Boston College	62 55				
15	A	Miami (FL)	52 63					86	N	Wake Forest	61 44	197	N	Nebraska	73 51				
																210	H	UMBC	56 30
																228	H	Rutgers	62 54
																233	A	Richmond	63 56
																254	A	Bowling Green	67 47
																260	H	UMES	60 50
																291	H	Coppin St.	103 40
																321	H	Ill.-Chicago	76 39
LAST 12 Division I GAMES:																			
2 N Notre Dame				59	76	86 H Wake Forest				60	57								
86 N Wake Forest				61	44	15 A Miami (FL)				52	63								
38 H North Carolina St.				48	59	8 H Duke				51	70								
11 A Louisville				55	66	58 H Georgia Tech				65	64								
105 A Virginia Tech				63	55	2 A Notre Dame				74	82								
12 H Florida St.				60	51	105 H Virginia Tech				76	27								

Non-Div I Games:

Virginia

Loss, Non-Conf, S Site, H Home A Away N Neutral

Average RPI Win:	173	WON-LOST	WINNING	LAST 10	STRENGTH OF	OPP. STRENGTH	TEAM	ADJ.	CONF.	ADJ CONF.
Average RPI Loss:	43	RECORD	PCT. RANK	GAMES	SCHEDULE	OF SCHEDULE	RPI	RPI	RPI	RPI
DIV. I ONLY	17- 13	129	1- 9	71	48	105	105	3	3	
DIV. I NON-CONF.	13- 0	1	0- 0	262	181	43	43	4	4	
TOTALS	RPI 1-25	RPI 26-50	W-L RECORDS	RPI 51-100	RPI 101-150	RPI 150+				
17- 13	1- 6	1- 2	OVERALL	3- 3	3- 1	9- 1				
12- 6	1- 4	0- 1	HOME	2- 1	2- 0	7- 0				
5- 6	0- 0	1- 0	AWAY	1- 0	1- 0	2- 0				
0- 1	0- 0	0- 0	NEUTRAL	0- 0	0- 1	0- 0				
13- 0	1- 0	1- 0	NON-CONFERENCE	2- 0	1- 0	8- 0				
10- 0	1- 0	0- 0	HOME	1- 0	1- 0	7- 0				
3- 0	0- 0	1- 0	AWAY	1- 0	0- 0	1- 0				
0- 0	0- 0	0- 0	NEUTRAL	0- 0	0- 0	0- 0				
4- 13	0- 6	0- 2	CONFERENCE	1- 3	2- 1	1- 1				
2- 6	0- 4	0- 1	HOME	1- 1	1- 0	0- 0				
2- 6	0- 2	0- 1	AWAY	0- 2	1- 0	1- 1				
0- 1	0- 0	0- 0	NEUTRAL	0- 0	0- 1	0- 0				

RPI 1-25			RPI 26-50			RPI 51-100			RPI 101+			Team's RPI: 105
RPI	S	Opponent	Score	RPI	S	Opponent	Score	RPI	S	Opponent	Score	Score
2	H	Notre Dame	59 76	31	H	Syracuse	72 82	51	A	Virginia	27 76	112 A Clemson 78 69
8	A	Duke	59 84	38	A	North Carolina St.	71 85	51	H	Virginia	55 63	112 N Clemson 66 67
11	H	Louisville	70 88	46	A	Auburn	92 87	58	A	Georgia Tech	81 87	120 H North Carolina 76 68
12	H	Florida St.	54 82					68	H	Georgetown	73 63	128 H Radford 71 52
15	A	Miami (FL)	75 82					86	H	Wake Forest	72 70	159 A Pittsburgh 64 72
15	H	Miami (FL)	69 79					95	A	UCF	67 64	176 A Boston College 82 79
20	H	Tennessee	67 63									197 H Nebraska 76 67
												203 A Col. of Charleston 71 61
												230 H Presbyterian 67 36
												238 H UNC Asheville 71 52
												254 H Bowling Green 98 51
												306 H Central Conn. St. 81 47
												312 H Gardner-Webb 76 42
												347 H Delaware St. 88 48
LAST 12 Division I GAMES:												
112	N	Clemson	66 67	11	H	Louisville	70 88					
176	A	Boston College	82 79	58	A	Georgia Tech	81 87					
15	H	Miami (FL)	69 79	2	H	Notre Dame	59 76					
51	H	Virginia	55 63	31	H	Syracuse	72 82					
159	A	Pittsburgh	64 72	51	A	Virginia	27 76					
38	A	North Carolina St.	71 85	12	H	Florida St.	54 82					

Non-Div I Games:

Virginia Tech

■ Loss,
 ■ Non-Conf,
 ■ S Site,
 ■ H Home
 ■ A Away
 N Neutral

Average RPI Win:	302	WON-LOST	WINNING	LAST 10	STRENGTH OF	OPP. STRENGTH	TEAM	ADJ.	CONF.	ADJ CONF.
Average RPI Loss:	225	RECORD	PCT. RANK	GAMES	SCHEDULE	OF SCHEDULE	RPI	RPI	RPI	RPI
DIV. I ONLY	3- 25	340	3- 7	281	346	341	341	31	31	
DIV. I NON-CONF.	0- 10	335	0- 0	106	301	325	325	32	32	
TOTALS	RPI 1-25	RPI 26-50	W-L RECORDS	RPI 51-100	RPI 101-150	RPI 150+				
3- 25	0- 0	0- 0	OVERALL	0- 3	0- 3	3- 19				
1- 13	0- 0	0- 0	HOME	0- 1	0- 2	1- 10				
2- 12	0- 0	0- 0	AWAY	0- 2	0- 1	2- 9				
0- 0	0- 0	0- 0	NEUTRAL	0- 0	0- 0	0- 0				
0- 10	0- 0	0- 0	NON-CONFERENCE	0- 3	0- 3	0- 4				
0- 5	0- 0	0- 0	HOME	0- 1	0- 2	0- 2				
0- 5	0- 0	0- 0	AWAY	0- 2	0- 1	0- 2				
0- 0	0- 0	0- 0	NEUTRAL	0- 0	0- 0	0- 0				
3- 15	0- 0	0- 0	CONFERENCE	0- 0	0- 0	3- 15				
1- 8	0- 0	0- 0	HOME	0- 0	0- 0	1- 8				
2- 7	0- 0	0- 0	AWAY	0- 0	0- 0	2- 7				
0- 0	0- 0	0- 0	NEUTRAL	0- 0	0- 0	0- 0				

RPI S	Opponent	Score	RPI S	Opponent	Score	RPI S	Opponent	Score	RPI S	Opponent	Score	Team's RPI: 341
						55	H Penn	39 63	113	H Albany (NY)	50 75	
						70	A St. John's (NY)	34 62	116	A Princeton	44 107	
						75	A New Hampshire	40 73	134	H Yale	52 66	
									154	A Army West Point	40 85	
									191	A Robert Morris	41 74	
									191	H Robert Morris	63 82	
									193	A Sacred Heart	52 62	
									193	H Sacred Heart	56 70	
									201	H Towson	40 69	
									242	A Saint Francis (PA)	87 71	
									242	H Saint Francis (PA)	46 67	
									258	A Bryant	61 70	
									258	H Bryant	55 58	
									289	A Mt. St. Mary's	47 66	
									289	H Mt. St. Mary's	59 70	
									306	A Central Conn. St.	53 66	
									306	H Central Conn. St.	71 83	
									320	A NJIT	45 68	
									324	A St. Francis Brooklyn	50 63	
									324	H St. Francis Brooklyn	58 45	
									335	A LIU Brooklyn	64 69	
									335	H LIU Brooklyn	58 63	
									339	A Fairleigh Dickinson	74 66	
									339	H Fairleigh Dickinson	53 59	
									347	H Delaware St.	49 61	
LAST 12 Division I GAMES:												
			335	H LIU Brooklyn	58 63	306	H Central Conn. St.	71 83				
			258	H Bryant	55 58	339	A Fairleigh Dickinson	74 66				
			289	H Mt. St. Mary's	59 70	324	H St. Francis Brooklyn	58 45				
			324	A St. Francis Brooklyn	50 63	242	H Saint Francis (PA)	46 67				
			242	A Saint Francis (PA)	87 71	335	A LIU Brooklyn	64 69				
			191	A Robert Morris	41 74	193	A Sacred Heart	52 62				

Non-Div I Games: Staten Island 62 60

Wagner

■ Loss,
 ■ Non-Conf,
 ■ S Site,
 ■ Home
 ■ A Away
 N Neutral

Wake Forest

Through Games Of March 7, 2017

Average RPI Win:	159	WON-LOST	WINNING	LAST 10	STRENGTH OF	OPP. STRENGTH	TEAM	ADJ.	CONF.	ADJ CONF.
Average RPI Loss:	49	RECORD	PCT. RANK	GAMES	SCHEDULE	OF SCHEDULE	RPI	RPI	RPI	RPI
DIV. I ONLY	15- 15	169	2- 8	38	38	86	86	3	3	
DIV. I NON-CONF.	9- 4	85	0- 0	174	96	91	91	4	4	
TOTALS	RPI 1-25	RPI 26-50	W-L RECORDS	RPI 51-100	RPI 101-150	RPI 150+				
15- 15	0- 6	2- 4	OVERALL	1- 2	4- 2	8- 1				
11- 5	0- 3	0- 1	HOME	1- 0	3- 1	7- 0				
4- 9	0- 3	2- 3	AWAY	0- 1	1- 1	1- 1				
0- 1	0- 0	0- 0	NEUTRAL	0- 1	0- 0	0- 0				
9- 4	0- 0	1- 2	NON-CONFERENCE	0- 0	2- 1	6- 1				
7- 1	0- 0	0- 0	HOME	0- 0	2- 1	5- 0				
2- 3	0- 0	1- 2	AWAY	0- 0	0- 0	1- 1				
0- 0	0- 0	0- 0	NEUTRAL	0- 0	0- 0	0- 0				
6- 11	0- 6	1- 2	CONFERENCE	1- 2	2- 1	2- 0				
4- 4	0- 3	0- 1	HOME	1- 0	1- 0	2- 0				
2- 6	0- 3	1- 1	AWAY	0- 1	1- 1	0- 0				
0- 1	0- 0	0- 0	NEUTRAL	0- 1	0- 0	0- 0				

RPI 1-25				RPI 26-50				RPI 51-100				RPI 101+			
RPI	S	Opponent	Score	RPI	S	Opponent	Score	RPI	S	Opponent	Score	RPI	S	Opponent	Score
2	A	Notre Dame	72 92	29	A	Elon	78 68	51	A	Virginia	57 60	105	A	Virginia Tech	70 72
8	A	Duke	43 71	31	A	Syracuse	64 85	51	N	Virginia	44 61	112	H	Clemson	68 56
8	H	Duke	53 79	36	A	LSU	57 60	58	H	Georgia Tech	70 65	120	A	North Carolina	80 77
11	H	Louisville	46 75	38	A	North Carolina St.	89 77					128	H	Radford	60 68
12	A	Florida St.	60 102	38	H	North Carolina St.	50 65					136	H	Navy	75 65
15	H	Miami (FL)	56 79	42	A	James Madison	76 83					144	H	VCU	60 54
												159	H	Pittsburgh	57 48
												176	H	Boston College	71 55
												198	A	Seton Hall	63 70
												205	H	Xavier	58 45
												207	A	Illinois	79 70
												228	H	Rutgers	55 43
												229	H	Samford	51 40
												257	H	Furman	59 52
												280	H	Eastern Mich.	89 61
LAST 12 Division I GAMES:															
				51	N	Virginia	44 61	12	A	Florida St.	60 102				
				11	H	Louisville	46 75	159	H	Pittsburgh	57 48				
				31	A	Syracuse	64 85	15	H	Miami (FL)	56 79				
				38	A	North Carolina St.	89 77	8	A	Duke	43 71				
				8	H	Duke	53 79	176	H	Boston College	71 55				
				51	A	Virginia	57 60	58	H	Georgia Tech	70 65				

Non-Div I Games:

Wake Forest

■ Loss,
 ■ Non-Conf,
 ■ S Site,
 ■ H Home
 ■ A Away
 N Neutral

Washington

Through Games Of March 7, 2017

Average RPI Win:	112	WON-LOST	WINNING	LAST 10	STRENGTH OF	OPP. STRENGTH	TEAM	ADJ.	CONF.	ADJ CONF.
Average RPI Loss:	11	RECORD	PCT. RANK	GAMES	SCHEDULE	OF SCHEDULE	RPI	RPI	RPI	RPI
DIV. I ONLY	27- 5	10	7- 3	29	25	9	9	1	1	
DIV. I NON-CONF.	12- 1	7	0- 1	38	130	6	6	1	1	
TOTALS	RPI 1-25	RPI 26-50	W-L RECORDS	RPI 51-100	RPI 101-150	RPI 150+				
27- 5	2- 4	4- 1	OVERALL	7- 0	8- 0	6- 0				
16- 1	2- 1	2- 0	HOME	4- 0	5- 0	3- 0				
11- 3	0- 3	2- 0	AWAY	3- 0	3- 0	3- 0				
0- 1	0- 0	0- 1	NEUTRAL	0- 0	0- 0	0- 0				
12- 1	1- 1	1- 0	NON-CONFERENCE	2- 0	2- 0	6- 0				
8- 0	1- 0	1- 0	HOME	1- 0	2- 0	3- 0				
4- 1	0- 1	0- 0	AWAY	1- 0	0- 0	3- 0				
0- 0	0- 0	0- 0	NEUTRAL	0- 0	0- 0	0- 0				
15- 4	1- 3	3- 1	CONFERENCE	5- 0	6- 0	0- 0				
8- 1	1- 1	1- 0	HOME	3- 0	3- 0	0- 0				
7- 2	0- 2	2- 0	AWAY	2- 0	3- 0	0- 0				
0- 1	0- 0	0- 1	NEUTRAL	0- 0	0- 0	0- 0				

RPI 1-25				Team's RPI: 9		RPI 26-50				RPI 51-100				RPI 101+					
RPI	S	Opponent	Score		RPI	S	Opponent	Score		RPI	S	Opponent	Score		RPI	S	Opponent	Score	
2	A	Notre Dame	60	71	34	A	Arizona St.	65	54	53	H	California	90	67	102	A	Washington St.	87	44
4	A	Oregon St.	70	73	34	H	Arizona St.	70	57	62	H	Boise St.	92	66	102	H	Washington St.	94	63
6	H	Stanford	68	72	35	A	Oregon	99	77	78	A	Utah	82	53	108	A	Colorado	79	75
10	A	UCLA	79	90	35	N	Oregon	69	70	78	H	Utah	84	77	108	H	Colorado	79	46
10	H	UCLA	82	70	48	H	Colorado St.	101	68	87	A	BYU	82	70	133	A	Arizona	90	73
23	H	Missouri	79	66						88	A	Southern California	87	74	133	H	Arizona	91	55
										88	H	Southern California	77	67	138	H	Eastern Wash.	100	52
															142	H	Idaho	105	53
															156	H	CSUN	101	44
															157	H	Fresno St.	85	54
															214	A	Seattle U	94	64
															247	A	Grand Canyon	101	66
															276	A	Portland	83	53
															296	H	Savannah St.	87	36
LAST 12 Division I GAMES:																			
35	N	Oregon	69	70	34	H	Arizona St.	70	57										
2	A	Notre Dame	60	71	133	H	Arizona	91	55										
78	H	Utah	84	77	108	A	Colorado	79	75										
108	H	Colorado	79	46	78	A	Utah	82	53										
88	A	Southern California	87	74	6	H	Stanford	68	72										
10	A	UCLA	79	90	53	H	California	90	67										

Non-Div I Games:

Washington

■ Loss,
 ■ Non-Conf, S Site,
 ■ Home
 ■ Away
 N Neutral

Average RPI Win:	112	WON-LOST	WINNING	LAST 10	STRENGTH OF	OPP. STRENGTH	TEAM	ADJ.	CONF.	ADJ CONF.
Average RPI Loss:	52	RECORD	PCT. RANK	GAMES	SCHEDULE	OF SCHEDULE	RPI	RPI	RPI	RPI
DIV. I ONLY	12- 19	240	3- 7	10	13	102	102	1	1	
DIV. I NON-CONF.	5- 6	186	0- 0	17	78	106	106	1	1	
TOTALS	RPI 1-25	RPI 26-50	W-L RECORDS	RPI 51-100	RPI 101-150	RPI 150+				
12- 19	1- 8	1- 2	OVERALL	3- 6	4- 3	3- 0				
8- 7	1- 2	0- 1	HOME	2- 3	3- 1	2- 0				
2- 10	0- 4	1- 1	AWAY	1- 3	0- 2	0- 0				
2- 2	0- 2	0- 0	NEUTRAL	0- 0	1- 0	1- 0				
5- 6	0- 2	0- 0	NON-CONFERENCE	0- 4	2- 0	3- 0				
4- 2	0- 0	0- 0	HOME	0- 2	2- 0	2- 0				
0- 3	0- 1	0- 0	AWAY	0- 2	0- 0	0- 0				
1- 1	0- 1	0- 0	NEUTRAL	0- 0	0- 0	1- 0				
7- 13	1- 6	1- 2	CONFERENCE	3- 2	2- 3	0- 0				
4- 5	1- 2	0- 1	HOME	2- 1	1- 1	0- 0				
2- 7	0- 3	1- 1	AWAY	1- 1	0- 2	0- 0				
1- 1	0- 1	0- 0	NEUTRAL	0- 0	1- 0	0- 0				

RPI 1-25				RPI 26-50				RPI 51-100				RPI 101+ Team's RPI: 102			
RPI	S	Opponent	Score	RPI	S	Opponent	Score	RPI	S	Opponent	Score	RPI	S	Opponent	Score
4	A	Oregon St.	58 80	34	A	Arizona St.	49 68	53	H	California	84 79	108	A	Colorado	58 70
6	H	Stanford	54 76	34	H	Arizona St.	58 61	62	H	Boise St.	73 77	108	H	Colorado	67 56
6	N	Stanford	36 66	35	A	Oregon	75 59	64	A	Gonzaga	61 79	108	N	Colorado	79 78
9	A	Washington	63 94					78	A	Utah	61 55	109	H	St. Mary's (CA)	85 69
9	H	Washington	44 87					78	H	Utah	57 74	133	A	Arizona	55 56
10	A	UCLA	48 67					80	H	Oklahoma St.	72 79	133	H	Arizona	62 70
10	H	UCLA	82 73					88	A	Southern California	64 80	137	H	San Francisco	73 35
14	A	Kentucky	67 69					88	H	Southern California	74 57	197	N	Nebraska	79 65
16	N	Maryland	69 79					93	A	Saint Louis	70 73	204	H	Loyola Marymount	92 45
												222	H	San Diego	83 73
LAST 12 Division I GAMES:															
		6 N Stanford	36 66			133 H Arizona	62 70								
		108 N Colorado	79 78			34 H Arizona St.	58 61								
		108 H Colorado	67 56			78 A Utah	61 55								
		78 H Utah	57 74			108 A Colorado	58 70								
		10 A UCLA	48 67			53 H California	84 79								
		88 A Southern California	64 80			6 H Stanford	54 76								

Non-Div I Games:

Washington St.

■ Loss,
 ■ Non-Conf,
 S Site,
 ■ Home
 ■ Away
 N Neutral

Average RPI Win:	282	WON-LOST	WINNING	LAST 10	STRENGTH OF	OPP. STRENGTH	TEAM	ADJ.	CONF.	ADJ CONF.
Average RPI Loss:	133	RECORD	PCT. RANK	GAMES	SCHEDULE	OF SCHEDULE	RPI	RPI	RPI	RPI
DIV. I ONLY	11- 17	233	4- 6	227	232	238	238	20	20	
DIV. I NON-CONF.	4- 5	198	0- 0	309	197	240	240	18	18	
TOTALS	RPI 1-25	RPI 26-50	W-L RECORDS	RPI 51-100	RPI 101-150	RPI 150+				
11- 17	0- 0	0- 0	OVERALL	0- 5	0- 8	11- 4				
5- 7	0- 0	0- 0	HOME	0- 1	0- 4	5- 2				
5- 9	0- 0	0- 0	AWAY	0- 3	0- 4	5- 2				
1- 1	0- 0	0- 0	NEUTRAL	0- 1	0- 0	1- 0				
4- 5	0- 0	0- 0	NON-CONFERENCE	0- 3	0- 0	4- 2				
1- 2	0- 0	0- 0	HOME	0- 0	0- 0	1- 2				
3- 2	0- 0	0- 0	AWAY	0- 2	0- 0	3- 0				
0- 1	0- 0	0- 0	NEUTRAL	0- 1	0- 0	0- 0				
7- 12	0- 0	0- 0	CONFERENCE	0- 2	0- 8	7- 2				
4- 5	0- 0	0- 0	HOME	0- 1	0- 4	4- 0				
2- 7	0- 0	0- 0	AWAY	0- 1	0- 4	2- 2				
1- 0	0- 0	0- 0	NEUTRAL	0- 0	0- 0	1- 0				

RPI 1-25			RPI 26-50			RPI 51-100			RPI 101+			Team's RPI: 238
RPI	S	Opponent	Score	RPI	S	Opponent	Score	RPI	S	Opponent	Score	
						77 A Montana St.	53 72	115 A North Dakota		67 83		
						77 H Montana St.	68 83	115 H North Dakota		65 70		
						78 A Utah	52 71	121 A Northern Colo.		62 86		
						87 A BYU	64 73	121 H Northern Colo.		79 88		
						98 N Stetson	68 70	138 A Eastern Wash.		85 99		
								138 H Eastern Wash.		42 70		
								142 A Idaho		77 95		
								142 H Idaho		77 82		
								156 H CSUN		78 89		
								157 H Fresno St.		57 60		
								169 A Idaho St.		52 57		
								169 H Idaho St.		50 43		
								223 H Portland St.		85 75		
								276 H Portland		76 37		
								284 H Sacramento St.		66 60		
								284 N Sacramento St.		98 97		
								288 A Southern Utah		73 68		
								295 A Northern Ariz.		75 64		
								307 A FIU		64 61		
								322 A Air Force		76 61		
								325 A Montana		46 71		
								325 H Montana		74 58		
								334 A Utah Valley		64 61		
LAST 12 Division I GAMES:												
						284 N Sacramento St.	98 97	121 A Northern Colo.		62 86		
						77 A Montana St.	53 72	223 H Portland St.		85 75		
						325 A Montana	46 71	284 H Sacramento St.		66 60		
						142 H Idaho	77 82	295 A Northern Ariz.		75 64		
						138 H Eastern Wash.	42 70	288 A Southern Utah		73 68		
						115 A North Dakota	67 83	169 A Idaho St.		52 57		

Non-Div I Games: Cal St. San B'dino 75 69 Westminster (UT) 81 68

Weber St.

■ Loss,
 ■ Non-Conf, S Site,
 ■ Home
 ■ Away
 N Neutral

West Virginia

Through Games Of March 7, 2017

Average RPI Win:	160	WON-LOST	WINNING	LAST 10	STRENGTH OF	OPP. STRENGTH	TEAM	ADJ.	CONF.	ADJ CONF.
Average RPI Loss:	38	RECORD	PCT. RANK	GAMES	SCHEDULE	OF SCHEDULE	RPI	RPI	RPI	RPI
DIV. I ONLY	23- 10	70	7- 3	58	51	41	41	4	4	
DIV. I NON-CONF.	12- 0	1	0- 0	270	319	52	52	3	3	
TOTALS	RPI 1-25	RPI 26-50	W-L RECORDS	RPI 51-100	RPI 101-150	RPI 150+				
23- 10	5- 6	1- 0	OVERALL	1- 3	2- 1	14- 0				
15- 3	2- 2	0- 0	HOME	1- 1	2- 0	10- 0				
2- 7	0- 4	0- 0	AWAY	0- 2	0- 1	2- 0				
6- 0	3- 0	1- 0	NEUTRAL	0- 0	0- 0	2- 0				
12- 0	0- 0	1- 0	NON-CONFERENCE	0- 0	1- 0	10- 0				
9- 0	0- 0	0- 0	HOME	0- 0	1- 0	8- 0				
0- 0	0- 0	0- 0	AWAY	0- 0	0- 0	0- 0				
3- 0	0- 0	1- 0	NEUTRAL	0- 0	0- 0	2- 0				
11- 10	5- 6	0- 0	CONFERENCE	1- 3	1- 1	4- 0				
6- 3	2- 2	0- 0	HOME	1- 1	1- 0	2- 0				
2- 7	0- 4	0- 0	AWAY	0- 2	0- 1	2- 0				
3- 0	3- 0	0- 0	NEUTRAL	0- 0	0- 0	0- 0				

RPI 1-25				RPI 26-50				RPI 51-100				RPI 101+			
RPI	S	Opponent	Score	RPI	S	Opponent	Score	RPI	S	Opponent	Score	RPI	S	Opponent	Score
7	A	Baylor	73 79	46	N	Auburn	56 52	57	A	Iowa St.	53 68	104	A	Texas Tech	66 75
7	H	Baylor	56 91					57	H	Iowa St.	55 80	104	H	Texas Tech	89 79
7	N	Baylor	77 66					80	A	Oklahoma St.	63 67	118	H	Ole Miss	66 61
13	A	Texas	54 69					80	H	Oklahoma St.	79 53	164	A	TCU	83 61
13	H	Texas	63 73									164	H	TCU	77 73
13	N	Texas	62 59									167	N	East Carolina	79 47
19	A	Oklahoma	87 90									179	H	Morehead St.	94 53
19	H	Oklahoma	83 73									186	A	Kansas	62 51
19	N	Oklahoma	82 58									186	H	Kansas	73 54
21	A	Kansas St.	71 86									213	H	Howard	95 49
21	H	Kansas St.	66 59									220	H	High Point	82 59
LAST 12 Division I GAMES:															
		7 N Baylor	77 66			57 A Iowa St.	53 68								
		13 N Texas	62 59			21 H Kansas St.	66 59								
		19 N Oklahoma	82 58			80 H Oklahoma St.	79 53								
		186 H Kansas	73 54			19 A Oklahoma	87 90								
		80 A Oklahoma St.	63 67			57 H Iowa St.	55 80								
		164 H TCU	77 73			13 A Texas	54 69								

Non-Div I Games:

West Virginia

■ Loss,
 ■ Non-Conf, S Site,
 ■ Home
 ■ Away
 N Neutral

Average RPI Win:	253	WON-LOST	WINNING	LAST 10	STRENGTH OF	OPP. STRENGTH	TEAM	ADJ.	CONF.	ADJ CONF.
Average RPI Loss:	159	RECORD	PCT. RANK	GAMES	SCHEDULE	OF SCHEDULE	RPI	RPI	RPI	RPI
DIV. I ONLY	7- 22	307	3- 7	130	248	279	279	17	17	
DIV. I NON-CONF.	4- 10	259	0- 0	148	302	245	245	20	20	
TOTALS	RPI 1-25	RPI 26-50	W-L RECORDS	RPI 51-100	RPI 101-150	RPI 150+				
7- 22	0- 1	0- 0	OVERALL	0- 6	0- 4	7- 11				
5- 7	0- 0	0- 0	HOME	0- 2	0- 0	5- 5				
2- 12	0- 1	0- 0	AWAY	0- 3	0- 2	2- 6				
0- 3	0- 0	0- 0	NEUTRAL	0- 1	0- 2	0- 0				
4- 10	0- 1	0- 0	NON-CONFERENCE	0- 1	0- 4	4- 4				
2- 3	0- 0	0- 0	HOME	0- 0	0- 0	2- 3				
2- 5	0- 1	0- 0	AWAY	0- 1	0- 2	2- 1				
0- 2	0- 0	0- 0	NEUTRAL	0- 0	0- 2	0- 0				
3- 12	0- 0	0- 0	CONFERENCE	0- 5	0- 0	3- 7				
3- 4	0- 0	0- 0	HOME	0- 2	0- 0	3- 2				
0- 7	0- 0	0- 0	AWAY	0- 2	0- 0	0- 5				
0- 1	0- 0	0- 0	NEUTRAL	0- 1	0- 0	0- 0				

RPI 1-25				RPI 26-50				RPI 51-100				RPI 101+				Team's RPI: 279	
RPI	S	Opponent	Score	RPI	S	Opponent	Score	RPI	S	Opponent	Score	RPI	S	Opponent	Score		
12	A	Florida St.	41 90					66	A	Chattanooga	46 67	112	A	Clemson	63 78		
								66	H	Chattanooga	48 60	125	N	Duquesne	50 65		
								66	N	Chattanooga	41 85	128	A	Radford	39 67		
								85	A	Georgia	43 78	137	N	San Francisco	52 73		
								91	A	Mercer	53 84	189	H	Campbell	48 50		
								91	H	Mercer	57 59	200	A	UNCG	45 62		
												200	H	UNCG	77 73		
												202	A	ETSU	57 76		
												202	H	ETSU	55 72		
												218	H	UT Martin	72 84		
												220	H	High Point	73 64		
												229	A	Samford	50 51		
												229	H	Samford	42 49		
												238	A	UNC Asheville	53 62		
												240	A	Wofford	59 68		
												240	H	Wofford	69 66		
												256	H	Charleston So.	58 53		
												257	A	Furman	44 73		
												257	H	Furman	75 72		
												270	A	Eastern Ky.	72 61		
												312	H	Gardner-Webb	60 68		
												329	A	Florida A&M	62 61		
LAST 12 Division I GAMES:																	
				66	N	Chattanooga	41 85					240	H	Wofford	69 66		
				200	H	UNCG	77 73					257	H	Furman	75 72		
				66	H	Chattanooga	48 60					200	A	UNCG	45 62		
				202	H	ETSU	55 72					202	A	ETSU	57 76		
				229	A	Samford	50 51					66	A	Chattanooga	46 67		
				91	A	Mercer	53 84					91	H	Mercer	57 59		

Non-Div I Games: North Greenville 95 48

Western Caro.

Average RPI Win:	218	WON-LOST	WINNING	LAST 10	STRENGTH OF	OPP. STRENGTH	TEAM	ADJ.	CONF.	ADJ CONF.
Average RPI Loss:	59	RECORD	PCT. RANK	GAMES	SCHEDULE	OF SCHEDULE	RPI	RPI	RPI	RPI
DIV. I ONLY	24- 6	22	10- 0	234	135	60	60	11	11	
DIV. I NON-CONF.	8- 3	67	0- 0	279	199	94	94	10	10	
TOTALS	RPI 1-25	RPI 26-50	W-L RECORDS	RPI 51-100	RPI 101-150	RPI 150+				
24- 6	0- 1	1- 2	OVERALL	4- 2	3- 1	16- 0				
11- 1	0- 0	1- 0	HOME	2- 1	1- 0	7- 0				
10- 5	0- 0	0- 0	AWAY	1- 0	1- 0	8- 0				
3- 0	0- 0	0- 0	NEUTRAL	1- 0	1- 0	1- 0				
8- 3	0- 1	0- 1	NON-CONFERENCE	1- 0	0- 1	7- 0				
4- 0	0- 0	0- 0	HOME	1- 0	0- 0	3- 0				
4- 3	0- 1	0- 1	AWAY	0- 0	0- 1	4- 0				
0- 0	0- 0	0- 0	NEUTRAL	0- 0	0- 0	0- 0				
16- 3	0- 0	1- 1	CONFERENCE	3- 2	3- 0	9- 0				
7- 1	0- 0	1- 0	HOME	1- 1	1- 0	4- 0				
6- 2	0- 0	0- 1	AWAY	1- 1	1- 0	4- 0				
3- 0	0- 0	0- 0	NEUTRAL	1- 0	1- 0	1- 0				

RPI 1-25				RPI 26-50				RPI 51-100				Team's RPI: 60	RPI 101+			
RPI	S	Opponent	Score	RPI	S	Opponent	Score	RPI	S	Opponent	Score		RPI	S	Opponent	Score
23	A	Missouri	68 71	27	A	Marquette	61 77	59	A	IUPUI	52 66		146	A	Milwaukee	68 76
				37	A	South Dakota St.	58 73	59	H	IUPUI	72 76		148	A	Omaha	78 74
				37	H	South Dakota St.	83 77	59	N	IUPUI	77 69		148	H	Omaha	80 63
								76	A	South Dakota	86 78		148	N	Omaha	84 82
								76	H	South Dakota	81 75		158	A	Oral Roberts	76 62
								90	H	Northern Ill.	83 79		158	H	Oral Roberts	76 72
													206	A	SIUE	76 74
													232	H	Bradley	91 77
													268	A	Southeast Mo. St.	100 87
													301	H	Eastern Ill.	83 62
													303	A	North Dakota St.	87 60
													303	H	North Dakota St.	110 81
													308	A	Denver	80 68
													308	H	Denver	87 62
													308	N	Denver	82 39
													311	A	UMKC	78 65
													314	H	Illinois St.	80 50
													316	A	Fort Wayne	75 53
													316	H	Fort Wayne	77 51
													345	A	Chicago St.	54 50
LAST 12 Division I GAMES:																
				59	N	IUPUI	77 69	308	A	Denver	80 68					
				148	N	Omaha	84 82	303	A	North Dakota St.	87 60					
				308	N	Denver	82 39	148	H	Omaha	80 63					
				76	H	South Dakota	81 75	158	A	Oral Roberts	76 62					
				316	H	Fort Wayne	77 51	76	A	South Dakota	86 78					
				37	H	South Dakota St.	83 77	59	H	IUPUI	72 76					

Non-Div I Games: Graceland (IA) 118 40 Monmouth (IL) 113 29

Western Ill.

■ Loss,
 ■ Non-Conf, S Site,
 ■ Home
 ■ Away
 N Neutral

Average RPI Win:	191	WON-LOST	WINNING	LAST 10	STRENGTH OF	OPP. STRENGTH	TEAM	ADJ.	CONF.	ADJ CONF.
Average RPI Loss:	76	RECORD	PCT. RANK	GAMES	SCHEDULE	OF SCHEDULE	RPI	RPI	RPI	RPI
DIV. I ONLY	24- 6	22	10- 0	108	132	40	40	14	14	
DIV. I NON-CONF.	8- 4	97	1- 0	122	103	88	88	16	16	
TOTALS	RPI 1-25	RPI 26-50	W-L RECORDS	RPI 51-100	RPI 101-150	RPI 150+				
24- 6	0- 2	1- 0	OVERALL	3- 2	6- 1	14- 1				
14- 1	0- 0	1- 0	HOME	1- 1	5- 0	7- 0				
9- 3	0- 1	0- 0	AWAY	1- 0	1- 1	7- 1				
1- 2	0- 1	0- 0	NEUTRAL	1- 1	0- 0	0- 0				
8- 4	0- 2	1- 0	NON-CONFERENCE	1- 2	1- 0	5- 0				
5- 1	0- 0	1- 0	HOME	0- 1	1- 0	3- 0				
2- 1	0- 1	0- 0	AWAY	0- 0	0- 0	2- 0				
1- 2	0- 1	0- 0	NEUTRAL	1- 1	0- 0	0- 0				
16- 2	0- 0	0- 0	CONFERENCE	2- 0	5- 1	9- 1				
9- 0	0- 0	0- 0	HOME	1- 0	4- 0	4- 0				
7- 2	0- 0	0- 0	AWAY	1- 0	1- 1	5- 1				
0- 0	0- 0	0- 0	NEUTRAL	0- 0	0- 0	0- 0				

RPI 1-25				RPI 26-50				Team's RPI: 40				RPI 51-100				RPI 101+			
RPI	S	Opponent	Score	RPI	S	Opponent	Score	RPI	S	Opponent	Score	RPI	S	Opponent	Score	RPI	S	Opponent	Score
11	A	Louisville	61 68	50	H	Indiana	85 74	52	N	George Washington	49 68	114	A	Charlotte	85 89				
17	N	DePaul	69 77					81	A	Middle Tenn.	82 75	114	H	Charlotte	75 74				
								81	H	Middle Tenn.	66 51	117	H	Ball St.	68 61				
								83	H	UT Arlington	68 71	118	H	Southern Miss.	79 53				
								92	N	Kent St.	79 73	130	A	Old Dominion	67 62				
												130	H	Old Dominion	79 73				
												145	H	Louisiana Tech	67 58				
												161	A	Rice	80 75				
												174	A	UAB	62 52				
												174	H	UAB	60 48				
												178	A	UTSA	77 80				
												194	A	North Texas	75 55				
												203	H	Col. of Charleston	89 76				
												246	A	Marshall	78 64				
												246	H	Marshall	73 57				
												263	A	Austin Peay	85 65				
												270	A	Eastern Ky.	90 63				
												298	H	Lipscomb	87 35				
												300	A	UTEP	71 54				
												307	H	FIU	90 38				
												337	H	Fla. Atlantic	76 55				
												349	H	Alabama A&M	96 32				
LAST 12 Division I GAMES:																			
				92	N	Kent St.	79 73			81	A	Middle Tenn.	82 75						
				161	A	Rice	80 75			246	A	Marshall	78 64						
				194	A	North Texas	75 55			118	H	Southern Miss.	79 53						
				130	H	Old Dominion	79 73			145	H	Louisiana Tech	67 58						
				114	H	Charlotte	75 74			178	A	UTSA	77 80						
				174	A	UAB	62 52			300	A	UTEP	71 54						

Non-Div I Games:

Western Ky.

■ Loss,
 ■ Non-Conf,
 ■ S Site,
 ■ Home
 ■ A Away
 N Neutral

Average RPI Win:	258	WON-LOST	WINNING	LAST 10	STRENGTH OF	OPP. STRENGTH	TEAM	ADJ.	CONF.	ADJ CONF.
Average RPI Loss:	73	RECORD	PCT. RANK	GAMES	SCHEDULE	OF SCHEDULE	RPI	RPI	RPI	RPI
DIV. I ONLY	18- 12	113	4- 6	298	103	171	171	10	10	
DIV. I NON-CONF.	9- 2	37	0- 0	349	148	182	182	11	11	
TOTALS	RPI 1-25	RPI 26-50	W-L RECORDS	RPI 51-100	RPI 101-150	RPI 150+				
18- 12	0- 0	0- 4	OVERALL	1- 5	1- 3	16- 0				
9- 6	0- 0	0- 2	HOME	1- 2	0- 2	8- 0				
8- 6	0- 0	0- 0	AWAY	0- 1	1- 0	7- 0				
1- 0	0- 0	0- 0	NEUTRAL	0- 0	0- 0	1- 0				
9- 2	0- 0	0- 2	NON-CONFERENCE	0- 0	1- 0	8- 0				
4- 1	0- 0	0- 1	HOME	0- 0	0- 0	4- 0				
4- 1	0- 0	0- 1	AWAY	0- 0	1- 0	3- 0				
1- 0	0- 0	0- 0	NEUTRAL	0- 0	0- 0	1- 0				
9- 10	0- 0	0- 2	CONFERENCE	1- 5	0- 3	8- 0				
5- 5	0- 0	0- 1	HOME	1- 2	0- 2	4- 0				
4- 5	0- 0	0- 1	AWAY	0- 3	0- 1	4- 0				
0- 0	0- 0	0- 0	NEUTRAL	0- 0	0- 0	0- 0				

RPI S	Opponent	Score	RPI S	Opponent	Score	RPI S	Opponent	Score	RPI S	Opponent	Score	Team's RPI: 171
39	A Central Mich.	83 94	39	H Central Mich.	73 94	63	A Toledo	67 75	101	H Buffalo	47 62	
43	H Michigan St.	64 68	43	H Michigan St.	64 68	65	A Ohio	67 80	117	A Ball St.	56 61	
47	A Michigan	40 66	47	A Michigan	40 66	90	A Northern Ill.	62 67	117	H Ball St.	72 83	
						90	H Northern Ill.	90 77	139	A Detroit Mercy	75 65	
						92	H Kent St.	67 71	232	H Bradley	83 64	
									236	A Akron	73 57	
									236	H Akron	73 60	
									245	A Miami (OH)	85 60	
									245	H Miami (OH)	73 66	
									254	A Bowling Green	74 53	
									254	H Bowling Green	75 58	
									270	N Eastern Ky.	74 59	
									277	H Davidson	76 63	
									280	A Eastern Mich.	76 67	
									280	H Eastern Mich.	70 60	
									303	A North Dakota St.	68 63	
									311	A UMKC	66 54	
									316	H Fort Wayne	61 35	
									323	H Loyola Chicago	65 53	
									345	A Chicago St.	64 51	
LAST 12 Division I GAMES:												
245	H Miami (OH)	73 66	254	A Bowling Green	74 53	39	A Central Mich.	83 94				
90	H Northern Ill.	90 77	63	H Toledo	66 72	63	H Toledo	66 72				
39	H Central Mich.	73 94	90	A Northern Ill.	62 67	101	H Buffalo	47 62				
63	A Toledo	67 75	101	H Buffalo	47 62	65	A Ohio	67 80				
117	H Ball St.	72 83										
280	H Eastern Mich.	70 60										

Non-Div I Games:

Western Mich.

Average RPI Win:	236	WON-LOST	WINNING	LAST 10	STRENGTH OF	OPP. STRENGTH	TEAM	ADJ.	CONF.	ADJ CONF.
Average RPI Loss:	108	RECORD	PCT. RANK	GAMES	SCHEDULE	OF SCHEDULE	RPI	RPI	RPI	RPI
DIV. I ONLY	14- 15	181	5- 5	143	146	182	182	16	16	
DIV. I NON-CONF.	5- 6	186	0- 0	61	66	161	161	14	14	
TOTALS	RPI 1-25	RPI 26-50	W-L RECORDS	RPI 51-100	RPI 101-150	RPI 150+				
14- 15	1- 2	0- 5	OVERALL	0- 2	1- 0	12- 6				
9- 6	1- 0	0- 3	HOME	0- 0	1- 0	7- 3				
4- 7	0- 1	0- 2	AWAY	0- 1	0- 0	4- 3				
1- 2	0- 1	0- 0	NEUTRAL	0- 1	0- 0	1- 0				
5- 6	1- 2	0- 1	NON-CONFERENCE	0- 2	1- 0	3- 1				
4- 2	1- 0	0- 1	HOME	0- 0	1- 0	2- 1				
0- 2	0- 1	0- 0	AWAY	0- 1	0- 0	0- 0				
1- 2	0- 1	0- 0	NEUTRAL	0- 1	0- 0	1- 0				
9- 9	0- 0	0- 4	CONFERENCE	0- 0	0- 0	9- 5				
5- 4	0- 0	0- 2	HOME	0- 0	0- 0	5- 2				
4- 5	0- 0	0- 2	AWAY	0- 0	0- 0	4- 3				
0- 0	0- 0	0- 0	NEUTRAL	0- 0	0- 0	0- 0				

RPI 1-25				RPI 26-50				RPI 51-100				RPI 101+ Team's RPI: 182			
RPI	S	Opponent	Score	RPI	S	Opponent	Score	RPI	S	Opponent	Score	RPI	S	Opponent	Score
6	N	Stanford	39 87	28	A	Drake	89 105	54	N	Purdue	49 86	107	H	Abilene Christian	81 62
23	A	Missouri	57 64	28	H	Drake	78 83	83	A	UT Arlington	70 74	151	N	Northeastern	87 73
24	H	Creighton	62 54	37	H	South Dakota St.	58 78					153	A	Missouri St.	62 73
				49	A	UNI	37 62					153	H	Missouri St.	60 65
				49	H	UNI	61 63					168	A	Southern Ill.	54 77
												168	H	Southern Ill.	58 61
												232	A	Bradley	76 69
												232	H	Bradley	65 54
												235	A	Indiana St.	56 42
												235	H	Indiana St.	67 43
												241	A	Evansville	74 67
												241	H	Evansville	69 68
												311	H	UMKC	54 56
												314	A	Illinois St.	50 54
												314	H	Illinois St.	67 45
												318	H	Arkansas St.	69 51
												323	A	Loyola Chicago	83 64
												323	H	Loyola Chicago	65 43
												332	H	Incarinate Word	73 63
LAST 12 Division I GAMES:															
				28	A	Drake	89 105	168	H	Southern Ill.	58 61				
				49	A	UNI	37 62	241	H	Evansville	69 68				
				235	H	Indiana St.	67 43	153	H	Missouri St.	60 65				
				323	H	Loyola Chicago	65 43	323	A	Loyola Chicago	83 64				
				232	A	Bradley	76 69	235	A	Indiana St.	56 42				
				314	A	Illinois St.	50 54	314	H	Illinois St.	67 45				

Non-Div I Games:

Wichita St.

■ Loss,
■ Non-Conf,
■ S Site,
■ H Home
■ A Away
N Neutral

William & Mary

Through Games Of March 7, 2017

Average RPI Win:	200	WON-LOST	WINNING	LAST 10	STRENGTH OF	OPP. STRENGTH	TEAM	ADJ.	CONF.	ADJ CONF.
Average RPI Loss:	118	RECORD	PCT. RANK	GAMES	SCHEDULE	OF SCHEDULE	RPI	RPI	RPI	RPI
DIV. I ONLY	19- 10	92	6- 4	195	119	129	129	9	9	
DIV. I NON-CONF.	10- 1	15	0- 0	300	300	93	93	8	8	
TOTALS	RPI 1-25	RPI 26-50	W-L RECORDS	RPI 51-100	RPI 101-150	RPI 150+				
19- 10	0- 0	1- 3	OVERALL	1- 2	2- 1	15- 4				
11- 5	0- 0	0- 2	HOME	1- 1	0- 1	10- 1				
8- 5	0- 0	1- 1	AWAY	0- 1	2- 0	5- 3				
0- 0	0- 0	0- 0	NEUTRAL	0- 0	0- 0	0- 0				
10- 1	0- 0	0- 0	NON-CONFERENCE	0- 1	1- 0	9- 0				
6- 1	0- 0	0- 0	HOME	0- 1	0- 0	6- 0				
4- 0	0- 0	0- 0	AWAY	0- 0	1- 0	3- 0				
0- 0	0- 0	0- 0	NEUTRAL	0- 0	0- 0	0- 0				
9- 9	0- 0	1- 3	CONFERENCE	1- 1	1- 1	6- 4				
5- 4	0- 0	0- 2	HOME	1- 0	0- 1	4- 1				
4- 5	0- 0	1- 1	AWAY	0- 1	1- 0	2- 3				
0- 0	0- 0	0- 0	NEUTRAL	0- 0	0- 0	0- 0				

RPI S	Opponent	Score	RPI S	Opponent	Score	RPI S	Opponent	Score	RPI S	Opponent	Score	Team's RPI: 129
29	A Elon	47 70	29	H Elon	58 60	70	H St. John's (NY)	57 73	130	A Old Dominion	69 58	
42	A James Madison	62 53	42	A James Madison	62 53	79	A Drexel	48 65	135	A Delaware	60 49	
42	H James Madison	64 79	42	H James Madison	64 79	79	H Drexel	74 65	135	H Delaware	54 68	
									151	A Northeastern	68 54	
									151	H Northeastern	60 58	
									167	H East Carolina	82 72	
									188	A Hofstra	61 64	
									188	H Hofstra	81 65	
									190	A American	48 34	
									201	A Towson	60 64	
									201	H Towson	68 55	
									203	A Col. of Charleston	60 70	
									203	H Col. of Charleston	69 71	
									216	H Dartmouth	63 50	
									224	A UNCW	57 43	
									224	H UNCW	58 52	
									233	H Richmond	67 39	
									242	H Saint Francis (PA)	73 60	
									273	A Norfolk St.	65 52	
									289	H Mt. St. Mary's	68 46	
									315	A USC Upstate	49 46	
									347	H Delaware St.	82 48	
LAST 12 Division I GAMES:												
79	H Drexel	74 65	79	A Drexel	48 65							
42	A James Madison	62 53	188	H Hofstra	81 65							
224	H UNCW	58 52	188	A Hofstra	61 64							
29	A Elon	47 70	151	A Northeastern	68 54							
203	H Col. of Charleston	69 71	42	H James Madison	64 79							
201	H Towson	68 55	135	H Delaware	54 68							

Non-Div I Games:

William & Mary

Loss, Non-Conf, S Site, H Home A Away N Neutral

Winthrop

Through Games Of March 7, 2017

Average RPI Win:	343	WON-LOST	WINNING	LAST 10	STRENGTH OF	OPP. STRENGTH	TEAM	ADJ.	CONF.	ADJ CONF.
Average RPI Loss:	195	RECORD	PCT. RANK	GAMES	SCHEDULE	OF SCHEDULE	RPI	RPI	RPI	RPI
DIV. I ONLY	1- 28	347	0- 10	198	303	342	342	28	28	
DIV. I NON-CONF.	0- 11	335	0- 0	71	155	305	305	28	28	
TOTALS	RPI 1-25	RPI 26-50	W-L RECORDS	RPI 51-100	RPI 101-150	RPI 150+				
1- 28	0- 3	0- 1	OVERALL	0- 2	0- 2	1- 20				
1- 13	0- 0	0- 0	HOME	0- 1	0- 1	1- 11				
0- 12	0- 2	0- 0	AWAY	0- 0	0- 1	0- 9				
0- 3	0- 1	0- 1	NEUTRAL	0- 1	0- 0	0- 0				
0- 11	0- 3	0- 1	NON-CONFERENCE	0- 2	0- 0	0- 5				
0- 5	0- 0	0- 0	HOME	0- 1	0- 0	0- 4				
0- 3	0- 2	0- 0	AWAY	0- 0	0- 0	0- 1				
0- 3	0- 1	0- 1	NEUTRAL	0- 1	0- 0	0- 0				
1- 17	0- 0	0- 0	CONFERENCE	0- 0	0- 2	1- 15				
1- 8	0- 0	0- 0	HOME	0- 0	0- 1	1- 7				
0- 9	0- 0	0- 0	AWAY	0- 0	0- 1	0- 8				
0- 0	0- 0	0- 0	NEUTRAL	0- 0	0- 0	0- 0				

RPI 1-25				RPI 26-50				RPI 51-100				RPI 101+ Team's RPI: 342			
RPI	S	Opponent	Score	RPI	S	Opponent	Score	RPI	S	Opponent	Score	RPI	S	Opponent	Score
7	A	Baylor	32 140	47	N	Michigan	39 76	64	N	Gonzaga	41 71	128	A	Radford	49 74
12	N	Florida St.	35 98					91	H	Mercer	48 71	128	H	Radford	50 60
25	A	Ohio St.	48 88									189	A	Campbell	32 61
												189	H	Campbell	35 70
												202	A	ETSU	45 62
												203	H	Col. of Charleston	64 95
												220	A	High Point	43 88
												220	H	High Point	57 70
												227	A	Liberty	51 80
												227	H	Liberty	63 78
												230	A	Presbyterian	50 64
												230	H	Presbyterian	39 78
												236	H	Akron	59 80
												238	A	UNC Asheville	55 71
												238	H	UNC Asheville	53 68
												256	A	Charleston So.	52 71
												256	H	Charleston So.	58 70
												281	H	Tennessee Tech	50 73
												312	A	Gardner-Webb	57 63
												312	H	Gardner-Webb	54 89
												343	A	Longwood	78 83
												343	H	Longwood	78 72
												348	H	South Carolina St.	55 63
LAST 12 Division I GAMES:															
256	H	Charleston So.	58 70	343	A	Longwood	78 83	220	H	High Point	57 70	343	H	Longwood	78 72
230	A	Presbyterian	50 64					128	A	Radford	49 74				
227	H	Liberty	63 78					312	H	Gardner-Webb	54 89				
238	A	UNC Asheville	55 71					227	A	Liberty	51 80				
312	A	Gardner-Webb	57 63					343	H	Longwood	78 72				
189	H	Campbell	35 70												

Non-Div I Games: N.C. Wesleyan 89 40

Winthrop

Loss, Non-Conf, S Site, H Home A Away N Neutral

Average RPI Win:	225	WON-LOST	WINNING	LAST 10	STRENGTH OF	OPP. STRENGTH	TEAM	ADJ.	CONF.	ADJ CONF.
Average RPI Loss:	83	RECORD	PCT. RANK	GAMES	SCHEDULE	OF SCHEDULE	RPI	RPI	RPI	RPI
DIV. I ONLY	9- 22	284	4- 6	77	76	212	212	6	6	
DIV. I NON-CONF.	5- 8	218	0- 0	125	177	201	201	6	6	
TOTALS	RPI 1-25	RPI 26-50	W-L RECORDS	RPI 51-100	RPI 101-150	RPI 150+				
9- 22	0- 3	1- 7	OVERALL	0- 5	0- 4	8- 3				
5- 10	0- 1	0- 5	HOME	0- 1	0- 1	5- 2				
2- 10	0- 2	1- 1	AWAY	0- 4	0- 2	1- 1				
2- 2	0- 0	0- 1	NEUTRAL	0- 0	0- 1	2- 0				
5- 8	0- 0	1- 2	NON-CONFERENCE	0- 0	0- 4	4- 2				
2- 5	0- 0	0- 2	HOME	0- 0	0- 1	2- 2				
2- 2	0- 0	1- 0	AWAY	0- 0	0- 2	1- 0				
1- 1	0- 0	0- 0	NEUTRAL	0- 0	0- 1	1- 0				
4- 14	0- 3	0- 5	CONFERENCE	0- 5	0- 0	4- 1				
3- 5	0- 1	0- 3	HOME	0- 1	0- 0	3- 0				
0- 8	0- 2	0- 1	AWAY	0- 4	0- 0	0- 1				
1- 1	0- 0	0- 1	NEUTRAL	0- 0	0- 0	1- 0				

RPI 1-25				RPI 26-50				RPI 51-100				RPI 101+ Team's RPI: 212			
RPI	S	Opponent	Score	RPI	S	Opponent	Score	RPI	S	Opponent	Score	RPI	S	Opponent	Score
16	A	Maryland	40 89	26	A	Green Bay	54 53	54	H	Purdue	57 79	114	A	Charlotte	48 63
25	A	Ohio St.	61 70	27	H	Marquette	75 81	61	A	Iowa	60 71	118	N	Ole Miss	44 69
25	H	Ohio St.	68 96	33	H	Dayton	64 83	69	A	Northwestern	43 63	120	H	North Carolina	59 72
				43	H	Michigan St.	57 81	71	A	Minnesota	60 88	146	A	Milwaukee	63 80
				43	N	Michigan St.	63 70	84	A	Penn St.	46 76	169	H	Idaho St.	35 42
				47	A	Michigan	66 75					197	H	Nebraska	82 56
				47	H	Michigan	56 73					207	H	Illinois	59 55
				50	H	Indiana	54 78					228	A	Rutgers	52 68
												228	H	Rutgers	53 41
												228	N	Rutgers	61 55
												242	H	Saint Francis (PA)	100 103
												252	N	Tennessee St.	80 70
												259	H	Butler	60 55
												310	H	Mississippi Val.	103 61
												314	A	Illinois St.	64 46
LAST 12 Division I GAMES:															
				43	N	Michigan St.	63 70	47	A	Michigan	66 75				
				228	N	Rutgers	61 55	197	H	Nebraska	82 56				
				61	A	Iowa	60 71	25	H	Ohio St.	68 96				
				207	H	Illinois	59 55	69	A	Northwestern	43 63				
				228	H	Rutgers	53 41	50	H	Indiana	54 78				
				16	A	Maryland	40 89	43	H	Michigan St.	57 81				

Non-Div I Games:

Wisconsin

■ Loss,
■ Non-Conf,
■ S Site,
■ H Home
■ A Away
N Neutral

RPI 1-25				RPI 26-50				RPI 51-100				RPI 101+ Team's RPI: 240			
RPI	S	Opponent	Score	RPI	S	Opponent	Score	RPI	S	Opponent	Score	RPI	S	Opponent	Score
				38	A	North Carolina St.	40 80	66	A	Chattanooga	56 76	148	A	Omaha	64 89
								66	H	Chattanooga	61 71	200	A	UNCG	61 67
								82	N	Florida	51 74	200	H	UNCG	54 48
								91	A	Mercer	39 54	202	A	ETSU	54 52
								91	H	Mercer	46 61	202	H	ETSU	69 77
								91	N	Mercer	42 67	224	A	UNCW	71 67
								94	N	Jacksonville	60 66	229	A	Samford	54 57
												229	H	Samford	48 55
												238	A	UNC Asheville	65 84
												255	H	Coastal Caro.	67 62
												256	A	Charleston So.	59 45
												257	A	Furman	60 65
												257	H	Furman	49 69
												275	A	Kennesaw St.	78 49
												279	A	Western Caro.	66 69
												279	H	Western Caro.	68 59
												294	A	North Florida	79 60
												312	H	Gardner-Webb	75 66
												336	A	N.C. Central	64 54
												348	H	South Carolina St.	66 65
LAST 12 Division I GAMES:															
				91	N	Mercer	42 67	279	A	Western Caro.	66 69				
				66	A	Chattanooga	56 76	200	A	UNCG	61 67				
				202	A	ETSU	54 52	202	H	ETSU	69 77				
				229	H	Samford	48 55	66	H	Chattanooga	61 71				
				91	H	Mercer	46 61	91	A	Mercer	39 54				
				257	A	Furman	60 65	229	A	Samford	54 57				

116 74

Non-Div I Games: Montreal

71 30

Erskine

116 74

■ Loss, ■ Non-Conf, S Site, H Home A Away N Neutral

Average RPI Win:	256	WON-LOST	WINNING	LAST 10	STRENGTH OF	OPP. STRENGTH	TEAM	ADJ.	CONF.	ADJ CONF.
Average RPI Loss:	101	RECORD	PCT. RANK	GAMES	SCHEDULE	OF SCHEDULE	RPI	RPI	RPI	RPI
DIV. I ONLY	22- 8	52	7- 3	322	175	141	141	18	18	
DIV. I NON-CONF.	6- 4	127	0- 0	345	123	252	252	21	21	
TOTALS	RPI 1-25	RPI 26-50	W-L RECORDS	RPI 51-100	RPI 101-150	RPI 150+				
22- 8	0- 0	0- 2	OVERALL	0- 2	5- 3	17- 1				
11- 2	0- 0	0- 1	HOME	0- 1	3- 0	8- 0				
10- 3	0- 0	0- 1	AWAY	0- 0	2- 1	8- 1				
1- 3	0- 0	0- 0	NEUTRAL	0- 1	0- 2	1- 0				
6- 4	0- 0	0- 0	NON-CONFERENCE	0- 2	0- 1	6- 1				
3- 1	0- 0	0- 0	HOME	0- 1	0- 0	3- 0				
3- 1	0- 0	0- 0	AWAY	0- 0	0- 0	3- 1				
0- 2	0- 0	0- 0	NEUTRAL	0- 1	0- 1	0- 0				
16- 4	0- 0	0- 2	CONFERENCE	0- 0	5- 2	11- 0				
8- 1	0- 0	0- 1	HOME	0- 0	3- 0	5- 0				
7- 2	0- 0	0- 1	AWAY	0- 0	2- 1	5- 0				
1- 1	0- 0	0- 0	NEUTRAL	0- 0	0- 1	1- 0				

RPI S	Opponent	Score	RPI S	Opponent	Score	RPI S	Opponent	Score	RPI S	Opponent	Score	Team's RPI: 141
26	A Green Bay	41 62	68	N Georgetown	60 67	112	N Clemson	51 75				
26	H Green Bay	51 58	92	H Kent St.	69 79	139	A Detroit Mercy	80 85				
						139	H Detroit Mercy	77 69				
						139	N Detroit Mercy	52 71				
						146	A Milwaukee	69 51				
						146	H Milwaukee	62 52				
						150	A Oakland	73 61				
						150	H Oakland	84 66				
						184	A Cleveland St.	65 60				
						184	H Cleveland St.	84 63				
						207	A Illinois	72 76				
						245	H Miami (OH)	65 57				
						270	H Eastern Ky.	85 73				
						281	A Tennessee Tech	65 54				
						292	A Valparaiso	65 52				
						292	H Valparaiso	63 48				
						297	A Northern Ky.	70 63				
						297	H Northern Ky.	67 47				
						301	A Eastern Ill.	71 61				
						316	H Fort Wayne	62 51				
						319	A Youngstown St.	68 64				
						319	H Youngstown St.	71 58				
						321	A Ill.-Chicago	73 54				
						321	H Ill.-Chicago	62 51				
						321	N Ill.-Chicago	79 52				
						345	A Chicago St.	71 65				
LAST 12 Division I GAMES:												
139	N Detroit Mercy	52 71	184	A Cleveland St.	65 60							
321	N Ill.-Chicago	79 52	321	H Ill.-Chicago	62 51							
146	H Milwaukee	62 52	292	H Valparaiso	63 48							
26	H Green Bay	51 58	297	H Northern Ky.	67 47							
139	A Detroit Mercy	80 85	150	H Oakland	84 66							
319	A Youngstown St.	68 64	139	H Detroit Mercy	77 69							

Non-Div I Games: Grace (IN) 87 56 Cincinnati Christia 85 61

Wright St.

Loss, Non-Conf, S Site, H Home A Away N Neutral

Wyoming

Through Games Of March 7, 2017

Average RPI Win:	211	WON-LOST	WINNING	LAST 10	STRENGTH OF	OPP. STRENGTH	TEAM	ADJ.	CONF.	ADJ CONF.
Average RPI Loss:	88	RECORD	PCT. RANK	GAMES	SCHEDULE	OF SCHEDULE	RPI	RPI	RPI	RPI
DIV. I ONLY	19- 9	80	6- 4	169	140	96	96	13	13	
DIV. I NON-CONF.	6- 3	97	0- 0	272	171	151	151	15	15	
TOTALS	RPI 1-25	RPI 26-50	W-L RECORDS	RPI 51-100	RPI 101-150	RPI 150+				
19- 9	0- 0	1- 3	OVERALL	2- 3	3- 1	13- 2				
12- 2	0- 0	1- 0	HOME	2- 1	1- 1	8- 0				
7- 6	0- 0	0- 3	AWAY	0- 2	2- 0	5- 1				
0- 1	0- 0	0- 0	NEUTRAL	0- 0	0- 0	0- 1				
6- 3	0- 0	0- 2	NON-CONFERENCE	1- 0	1- 1	4- 0				
4- 1	0- 0	0- 0	HOME	1- 0	0- 1	3- 0				
2- 2	0- 0	0- 2	AWAY	0- 0	1- 0	1- 0				
0- 0	0- 0	0- 0	NEUTRAL	0- 0	0- 0	0- 0				
13- 6	0- 0	1- 1	CONFERENCE	1- 3	2- 0	9- 2				
8- 1	0- 0	1- 0	HOME	1- 1	1- 0	5- 0				
5- 4	0- 0	0- 1	AWAY	0- 2	1- 0	4- 1				
0- 1	0- 0	0- 0	NEUTRAL	0- 0	0- 0	0- 1				

RPI S	Opponent	Score	RPI S	Opponent	Score	RPI S	Opponent	Score	RPI S	Opponent	Score
28	A Drake	50 63	43	A Michigan St.	51 63	48	A Colorado St.	54 61	48	H Colorado St.	56 49
62	A Boise St.	54 64	62	H Boise St.	43 53	76	H South Dakota	69 62	89	A UNLV	46 51
89	A UNLV	79 57									
108	A Colorado	82 75	142	H Idaho	71 74	149	A New Mexico	60 58	149	H New Mexico	68 52
157	A Fresno St.	47 52	157	H Fresno St.	70 48	157	N Fresno St.	48 58	187	A Utah St.	71 48
187	A Utah St.	59 40	199	A San Jose St.	68 59	199	H San Jose St.	89 60	266	H San Diego St.	80 67
282	A Nevada	72 59	288	H Southern Utah	68 48	308	H Denver	59 49	322	A Air Force	66 54
322	H Air Force	73 41	325	A Montana	67 42	346	H Cal St. Fullerton	61 26			
LAST 12 Division I GAMES:											
157	N Fresno St.	48 58	187	H Utah St.	59 40						
199	A San Jose St.	68 59	157	A Fresno St.	47 52						
48	H Colorado St.	56 49	322	H Air Force	73 41						
149	A New Mexico	60 58	266	H San Diego St.	80 67						
62	H Boise St.	43 53	62	A Boise St.	54 64						
48	A Colorado St.	54 61	89	A UNLV	46 51						

Non-Div I Games: Adams St. 79 40 Chadron St. 74 50

Wyoming

Loss, Non-Conf, S Site, H Home A Away N Neutral

Average RPI Win:	233	WON-LOST	WINNING	LAST 10	STRENGTH OF	OPP. STRENGTH	TEAM	ADJ.	CONF.	ADJ CONF.
Average RPI Loss:	83	RECORD	PCT. RANK	GAMES	SCHEDULE	OF SCHEDULE	RPI	RPI	RPI	RPI
DIV. I ONLY	12- 18	227	2- 8	150	83	205	205	7	7	
DIV. I NON-CONF.	8- 3	67	0- 0	243	250	133	133	7	7	
TOTALS	RPI 1-25	RPI 26-50	W-L RECORDS	RPI 51-100	RPI 101-150	RPI 150+				
12- 18	0- 5	1- 2	OVERALL	0- 7	0- 1	11- 3				
8- 7	0- 2	1- 1	HOME	0- 3	0- 0	7- 1				
3- 8	0- 2	0- 1	AWAY	0- 4	0- 0	3- 1				
1- 3	0- 1	0- 0	NEUTRAL	0- 0	0- 1	1- 1				
8- 3	0- 1	1- 0	NON-CONFERENCE	0- 1	0- 1	7- 0				
6- 0	0- 0	1- 0	HOME	0- 0	0- 0	5- 0				
1- 1	0- 0	0- 0	AWAY	0- 1	0- 0	1- 0				
1- 2	0- 1	0- 0	NEUTRAL	0- 0	0- 1	1- 0				
4- 15	0- 4	0- 2	CONFERENCE	0- 6	0- 0	4- 3				
2- 7	0- 2	0- 1	HOME	0- 3	0- 0	2- 1				
2- 7	0- 2	0- 1	AWAY	0- 3	0- 0	2- 1				
0- 1	0- 0	0- 0	NEUTRAL	0- 0	0- 0	0- 1				

RPI	S	Opponent	Score	RPI	S	Opponent	Score	RPI	S	Opponent	Score	RPI	S	Opponent	Score	Team's RPI: 205
17	A	DePaul	69 85	27	A	Marquette	61 85	67	A	Villanova	71 76	118	N	Southern Miss.	59 73	
17	H	DePaul	43 70	27	H	Marquette	71 86	67	H	Villanova	47 72	181	A	Cincinnati	72 61	
19	N	Oklahoma	69 81	47	H	Michigan	61 58	68	A	Georgetown	63 81	196	A	Providence	54 51	
24	A	Creighton	52 63					68	H	Georgetown	64 69	196	H	Providence	67 57	
24	H	Creighton	57 67					70	A	St. John's (NY)	55 64	198	A	Seton Hall	62 71	
								70	H	St. John's (NY)	48 65	198	H	Seton Hall	72 64	
								86	A	Wake Forest	45 58	252	H	Tennessee St.	63 54	
												259	A	Butler	53 43	
												259	H	Butler	62 65	
												259	N	Butler	66 68	
												268	H	Southeast Mo. St.	54 48	
												275	N	Kennesaw St.	75 52	
												285	H	Ark.-Pine Bluff	62 41	
												294	H	North Florida	83 46	
												347	H	Delaware St.	86 53	
LAST 12 Division I GAMES:																
259	N	Butler	66 68	17	H	DePaul	43 70									
196	H	Providence	67 57	259	A	Butler	53 43									
24	H	Creighton	57 67	70	A	St. John's (NY)	55 64									
68	A	Georgetown	63 81	198	A	Seton Hall	62 71									
67	A	Villanova	71 76	67	H	Villanova	47 72									
27	H	Marquette	71 86	68	H	Georgetown	64 69									

Non-Div I Games:

Xavier

■ Loss,
 ■ Non-Conf,
 ■ S Site,
 ■ H Home
 ■ A Away
 N Neutral

Average RPI Win:	206	WON-LOST	WINNING	LAST 10	STRENGTH OF	OPP. STRENGTH	TEAM	ADJ.	CONF.	ADJ CONF.
Average RPI Loss:	129	RECORD	PCT. RANK	GAMES	SCHEDULE	OF SCHEDULE	RPI	RPI	RPI	RPI
DIV. I ONLY	15- 12	138	5- 5	139	155	134	134	8	8	
DIV. I NON-CONF.	9- 4	85	0- 0	280	282	123	123	9	9	
TOTALS	RPI 1-25	RPI 26-50	W-L RECORDS	RPI 51-100	RPI 101-150	RPI 150+				
15- 12	0- 1	1- 1	OVERALL	2- 1	1- 4	11- 5				
7- 4	0- 0	1- 0	HOME	1- 0	1- 2	4- 2				
8- 8	0- 1	0- 1	AWAY	1- 1	0- 2	7- 3				
0- 0	0- 0	0- 0	NEUTRAL	0- 0	0- 0	0- 0				
9- 4	0- 1	0- 0	NON-CONFERENCE	1- 0	1- 0	7- 3				
3- 1	0- 0	0- 0	HOME	0- 0	1- 0	2- 1				
6- 3	0- 1	0- 0	AWAY	1- 0	0- 0	5- 2				
0- 0	0- 0	0- 0	NEUTRAL	0- 0	0- 0	0- 0				
6- 8	0- 0	1- 1	CONFERENCE	1- 1	0- 4	4- 2				
4- 3	0- 0	1- 0	HOME	1- 0	0- 2	2- 1				
2- 5	0- 0	0- 1	AWAY	0- 1	0- 2	2- 1				
0- 0	0- 0	0- 0	NEUTRAL	0- 0	0- 0	0- 0				

RPI 1-25				RPI 26-50				RPI 51-100				RPI 101+ Team's RPI: 134			
RPI	S	Opponent	Score	RPI	S	Opponent	Score	RPI	S	Opponent	Score	RPI	S	Opponent	Score
6	A	Stanford	44 102	44	A	Harvard	56 76	55	A	Penn	55 66	113	H	Albany (NY)	64 53
				44	H	Harvard	57 52	55	H	Penn	61 48	116	A	Princeton	62 74
								75	A	New Hampshire	64 58	116	H	Princeton	47 69
												126	A	Cornell	49 59
												126	H	Cornell	63 76
												152	A	Brown	73 76
												152	H	Brown	73 51
												154	A	Army West Point	55 59
												176	H	Boston College	64 71
												195	A	Columbia	55 47
												195	H	Columbia	68 72
												211	H	Binghamton	57 48
												216	A	Dartmouth	57 50
												216	H	Dartmouth	58 44
												231	A	UC Santa Barbara	64 60
												274	H	Vermont	77 48
												278	A	Manhattan	57 63
												314	A	Illinois St.	59 45
												317	A	Holy Cross	71 70
												335	A	LIU Brooklyn	75 44
												341	A	Wagner	66 52
LAST 12 Division I GAMES:															
195	A	Columbia	55 47	44	A	Harvard	56 76	216	A	Dartmouth	57 50				
126	A	Cornell	49 59	126	H	Cornell	63 76	195	H	Columbia	68 72				
216	H	Dartmouth	58 44	44	H	Harvard	57 52	152	H	Brown	73 51				
44	H	Harvard	57 52	55	H	Penn	61 48	152	A	Brown	73 76				
55	H	Penn	61 48	116	H	Princeton	47 69								

Non-Div I Games:

Yale

■ Loss,
 ■ Non-Conf, S Site,
 ■ Home
 ■ Away
 N Neutral

Youngstown St.

Through Games Of March 7, 2017

Average RPI Win:	277	WON-LOST	WINNING	LAST 10	STRENGTH OF	OPP. STRENGTH	TEAM	ADJ.	CONF.	ADJ CONF.
Average RPI Loss:	172	RECORD	PCT. RANK	GAMES	SCHEDULE	OF SCHEDULE	RPI	RPI	RPI	RPI
DIV. I ONLY	7- 21	305	2- 8	272	227	319	319	18	18	
DIV. I NON-CONF.	2- 7	284	0- 0	302	222	327	327	21	21	
TOTALS	RPI 1-25	RPI 26-50	W-L RECORDS	RPI 51-100	RPI 101-150	RPI 150+				
7- 21	0- 0	0- 2	OVERALL	0- 1	0- 9	7- 9				
5- 8	0- 0	0- 1	HOME	0- 0	0- 5	5- 2				
1- 12	0- 0	0- 1	AWAY	0- 1	0- 4	1- 6				
1- 1	0- 0	0- 0	NEUTRAL	0- 0	0- 0	1- 1				
2- 7	0- 0	0- 0	NON-CONFERENCE	0- 1	0- 1	2- 5				
1- 3	0- 0	0- 0	HOME	0- 0	0- 1	1- 2				
0- 4	0- 0	0- 0	AWAY	0- 1	0- 0	0- 3				
1- 0	0- 0	0- 0	NEUTRAL	0- 0	0- 0	1- 0				
5- 14	0- 0	0- 2	CONFERENCE	0- 0	0- 8	5- 4				
4- 5	0- 0	0- 1	HOME	0- 0	0- 4	4- 0				
1- 8	0- 0	0- 1	AWAY	0- 0	0- 4	1- 3				
0- 1	0- 0	0- 0	NEUTRAL	0- 0	0- 0	0- 1				

RPI S	Opponent	Score	RPI S	Opponent	Score	RPI S	Opponent	Score	RPI S	Opponent	Score	Team's RPI: 319
26	A Green Bay	41 75	92	A Kent St.	60 75	126	H Cornell	75 80				
26	H Green Bay	51 84				139	A Detroit Mercy	63 80				
						139	H Detroit Mercy	67 83				
						141	A Wright St.	58 71				
						141	H Wright St.	64 68				
						146	A Milwaukee	82 86				
						146	H Milwaukee	74 78				
						150	A Oakland	54 80				
						150	H Oakland	58 80				
						159	A Pittsburgh	50 63				
						184	A Cleveland St.	68 71				
						184	H Cleveland St.	92 67				
						190	H American	64 77				
						236	H Akron	74 76				
						237	A Hawaii	50 72				
						242	H Saint Francis (PA)	69 68				
						284	N Sacramento St.	102 94				
						292	A Valparaiso	60 77				
						292	H Valparaiso	76 70				
						292	N Valparaiso	62 79				
						295	A Northern Ariz.	49 70				
						297	A Northern Ky.	81 87				
						297	H Northern Ky.	77 73				
						321	A Ill.-Chicago	65 59				
						321	H Ill.-Chicago	70 54				
LAST 12 Division I GAMES:												
292	N	Valparaiso	62	79	146	A	Milwaukee	82	86			
139	H	Detroit Mercy	67	83	321	A	Ill.-Chicago	65	59			
150	H	Oakland	58	80	292	A	Valparaiso	60	77			
141	H	Wright St.	64	68	146	H	Milwaukee	74	78			
297	H	Northern Ky.	77	73	26	H	Green Bay	51	84			
26	A	Green Bay	41	75	150	A	Oakland	54	80			

Non-Div I Games: Point Park 84 71 Tiffin 84 62

Youngstown St.

Loss, Non-Conf, S Site, H Home A Away N Neutral