

Average RPI Win:	239	WON-LOST	WINNING	LAST 10	STRENGTH OF	OPP. STRENGTH	TEAM	ADJ.	CONF.	ADJ CONF.
Average RPI Loss:	137	RECORD	PCT. RANK	GAMES	SCHEDULE	OF SCHEDULE	RPI	RPI	RPI	RPI
DIV. I ONLY	19- 7	48	9-1	166	276	70	70	23	23	
DIV. I NON-CONF.	3- 4	201	0	158	226	143	143	24	24	
TOTALS	RPI 1-25	RPI 26-50	W-L RECORDS	RPI 51-100	RPI 101-150	RPI 150+				
19- 7	0- 2	0- 0	OVERALL	2- 2	0- 0	17- 3				
9- 1	0- 0	0- 0	HOME	1- 1	0- 0	8- 0				
9- 6	0- 2	0- 0	AWAY	1- 1	0- 0	8- 3				
1- 0	0- 0	0- 0	NEUTRAL	0- 0	0- 0	1- 0				
3- 4	0- 2	0- 0	NON-CONFERENCE	0- 0	0- 0	3- 2				
1- 0	0- 0	0- 0	HOME	0- 0	0- 0	1- 0				
1- 4	0- 2	0- 0	AWAY	0- 0	0- 0	1- 2				
1- 0	0- 0	0- 0	NEUTRAL	0- 0	0- 0	1- 0				
16- 3	0- 0	0- 0	CONFERENCE	2- 2	0- 0	14- 1				
8- 1	0- 0	0- 0	HOME	1- 1	0- 0	7- 0				
8- 2	0- 0	0- 0	AWAY	1- 1	0- 0	7- 1				
0- 0	0- 0	0- 0	NEUTRAL	0- 0	0- 0	0- 0				

RPI 1-25				RPI 26-50				RPI 51-100 Team's RPI: 70				RPI 101+			
RPI	S	Opponent	Score	RPI	S	Opponent	Score	RPI	S	Opponent	Score	RPI	S	Opponent	Score
8	A	Missouri St.	51 79					90	A	Abilene Christian	70 58	153	A	Sam Houston St.	60 45
17	A	Texas A&M	48 85					90	H	Abilene Christian	68 59	153	H	Sam Houston St.	57 54
								93	A	SFA	49 72	172	A	New Orleans	83 53
								93	H	SFA	44 66	172	H	New Orleans	43 40
												233	H	Central Ark.	67 47
												248	A	Texas St.	48 57
												250	A	Southeastern La.	44 48
												250	H	Southeastern La.	49 48
												251	A	South Alabama	82 83
												257	H	Nicholls St.	55 49
												260	A	Lamar University	64 56
												260	H	Lamar University	49 39
												274	A	Incarnate Word	64 38
												274	H	Incarnate Word	56 50
												297	A	UTRGV	59 54
												297	H	UTRGV	61 50
												301	N	Prairie View	64 52
												320	A	Houston Baptist	75 65
												335	A	Northwestern St.	72 59
												346	A	McNeese	73 59
LAST 10 Division I															
153	A	Sam Houston St.	60 45	90	H	Abilene Christian	68 59								
274	H	Incarnate Word	56 50	93	A	SFA	49 72								
172	H	New Orleans	43 40	346	A	McNeese	73 59								
260	A	Lamar University	64 56	320	A	Houston Baptist	75 65								
250	H	Southeastern La.	49 48	153	H	Sam Houston St.	57 54								

Non-Div I Games: UNKNOWN 75 55 Huston-Tillotson 63 49 Texas Wesleyan 90 52

A&M-Corpus Christi

Loss, Non-Conf, S Site, H Home A Away N Neutral

Division I				Through Games of March 9, 2010						
Average RPI Win:	237	WON-LOST	WINNING	LAST 10	STRENGTH OF	OPP. STRENGTH	TEAM	ADJ.	CONF.	ADJ CONF.
Average RPI Loss:	118	RECORD	PCT. RANK	GAMES	SCHEDULE	OF SCHEDULE	RPI	RPI	RPI	RPI
DIV. I ONLY	19- 5	28	8-2	240	250	90	90	23	23	
DIV. I NON-CONF.	4- 1	51	0	242	122	59	59	24	24	
TOTALS	RPI 1-25	RPI 26-50	W-L RECORDS	RPI 51-100	RPI 101-150	RPI 150+				
19- 5	0- 0	0- 0	OVERALL	1- 4	1- 0	17- 1				
10- 2	0- 0	0- 0	HOME	1- 1	0- 0	9- 1				
9- 3	0- 0	0- 0	AWAY	0- 3	1- 0	8- 0				
0- 0	0- 0	0- 0	NEUTRAL	0- 0	0- 0	0- 0				
4- 1	0- 0	0- 0	NON-CONFERENCE	0- 1	1- 0	3- 0				
2- 0	0- 0	0- 0	HOME	0- 0	0- 0	2- 0				
2- 1	0- 0	0- 0	AWAY	0- 1	1- 0	1- 0				
0- 0	0- 0	0- 0	NEUTRAL	0- 0	0- 0	0- 0				
15- 4	0- 0	0- 0	CONFERENCE	1- 3	0- 0	14- 1				
8- 2	0- 0	0- 0	HOME	1- 1	0- 0	7- 1				
7- 2	0- 0	0- 0	AWAY	0- 2	0- 0	7- 0				
0- 0	0- 0	0- 0	NEUTRAL	0- 0	0- 0	0- 0				

RPI 1-25				RPI 26-50				RPI 51-100				Team's RPI: 90		RPI 101+			
RPI	S	Opponent	Score	RPI	S	Opponent	Score	RPI	S	Opponent	Score		RPI	S	Opponent	Score	
								70	A	A&M-Corpus Christi	59	68	132	A	Portland	76 69	
								70	H	A&M-Corpus Christi	58	70	153	A	Sam Houston St.	81 73	
								83	A	Oklahoma	65	78	153	H	Sam Houston St.	94 91	
								93	A	SFA	59	69	167	A	Wright St.	83 64	
								93	H	SFA	88	62	172	H	New Orleans	76 62	
													233	A	Central Ark.	74 64	
													233	H	Central Ark.	93 71	
													250	A	Southeastern La.	68 62	
													250	H	Southeastern La.	61 53	
													255	H	Tulsa	73 63	
													257	A	Nicholls St.	95 84	
													260	A	Lamar University	75 49	
													260	H	Lamar University	78 72	
													274	H	Incarnate Word	70 71	
													313	H	New Mexico St.	67 54	
													320	A	Houston Baptist	84 79	
													320	H	Houston Baptist	71 54	
													335	H	Northwestern St.	84 69	
													346	A	McNeese	90 73	
LAST 10 Division I																	
				93	H	SFA	88 62	70	A	A&M-Corpus Christi	59	68					
				233	H	Central Ark.	93 71	320	H	Houston Baptist	71	54					
				153	H	Sam Houston St.	94 91	260	A	Lamar University	75	49					
				250	A	Southeastern La.	68 62	335	H	Northwestern St.	84	69					
				320	A	Houston Baptist	84 79	274	H	Incarnate Word	70	71					

Non-Div I Games:	Howard Payne	96	38	Schreiner	110	37	Southwest (NM)	104	52	McMurry	111	43	Abilene Christian
------------------	--------------	----	----	-----------	-----	----	----------------	-----	----	---------	-----	----	-------------------

■ Loss, ■ Non-Conf, S Site, H Home A Away N Neutral

# Air Force

Through Games Of March 6, 2020

Average RPI Win:	234	WON-LOST	WINNING	LAST 10	STRENGTH OF	OPP. STRENGTH	TEAM	ADJ.	CONF.	ADJ CONF.
Average RPI Loss:	177	RECORD	PCT. RANK	GAMES	SCHEDULE	OF SCHEDULE	RPI	RPI	RPI	RPI
DIV. I ONLY	9- 21	288	6-4	194	224	273	273	17	17	
DIV. I NON-CONF.	1- 9	326	0	270	261	337	337	20	20	
TOTALS	RPI 1-25	RPI 26-50	W-L RECORDS	RPI 51-100	RPI 101-150	RPI 150+				
9- 21	0- 0	0- 1	OVERALL	1- 5	1- 3	7- 12				
3- 10	0- 0	0- 0	HOME	1- 1	0- 3	2- 6				
5- 10	0- 0	0- 1	AWAY	0- 3	1- 0	4- 6				
1- 1	0- 0	0- 0	NEUTRAL	0- 1	0- 0	1- 0				
1- 9	0- 0	0- 1	NON-CONFERENCE	0- 1	0- 2	1- 5				
1- 3	0- 0	0- 0	HOME	0- 0	0- 2	1- 1				
0- 6	0- 0	0- 1	AWAY	0- 1	0- 0	0- 4				
0- 0	0- 0	0- 0	NEUTRAL	0- 0	0- 0	0- 0				
8- 12	0- 0	0- 0	CONFERENCE	1- 4	1- 1	6- 7				
2- 7	0- 0	0- 0	HOME	1- 1	0- 1	1- 5				
5- 4	0- 0	0- 0	AWAY	0- 2	1- 0	4- 2				
1- 1	0- 0	0- 0	NEUTRAL	0- 1	0- 0	1- 0				

RPI S	Opponent	Score	RPI S	Opponent	Score	RPI S	Opponent	Score	RPI S	Opponent	Score	Team's RPI: 273
38	A Arizona St.	56 87	63	A Tennessee	54 81	114	H San Diego	59 70				
			66	A Fresno St.	52 61	132	H Portland	56 72				
			66	H Fresno St.	88 65	148	A San Jose St.	67 66				
			86	A Boise St.	61 70	148	H San Jose St.	60 68				
			86	H Boise St.	69 74	164	A Wyoming	52 68				
			86	N Boise St.	50 73	164	H Wyoming	63 65				
						218	A Cal St. Fullerton	70 79				
						220	H UNLV	60 67				
						225	A Northern Colo.	62 72				
						228	A New Mexico	79 66				
						228	H New Mexico	53 75				
						234	A Nevada	68 61				
						234	H Nevada	67 71				
						242	A San Diego St.	51 49				
						278	H Army West Point	66 68				
						279	A Utah St.	62 45				
						279	H Utah St.	52 53				
						280	A Long Beach St.	68 74				
						291	A Colorado St.	40 60				
						291	H Colorado St.	49 44				
						291	N Colorado St.	60 48				
						319	A Navy	59 67				
						329	H NJIT	68 48				
LAST 10 Division I												
			86	N Boise St.	50 73	66	H Fresno St.	88 65				
			291	N Colorado St.	60 48	148	A San Jose St.	67 66				
			291	H Colorado St.	49 44	86	H Boise St.	69 74				
			228	A New Mexico	79 66	242	A San Diego St.	51 49				
			164	A Wyoming	52 68	234	H Nevada	67 71				

Non-Div I Games: Neb. Wesleyan 93 42

Air Force

Loss, Non-Conf, S Site, H Home A Away N Neutral

Average RPI Win: <b>223</b>	WON-LOST	WINNING	LAST 10	STRENGTH OF	OPP. STRENGTH	TEAM	ADJ.	CONF.	ADJ CONF.
Average RPI Loss: <b>110</b>	RECORD	PCT. RANK	GAMES	SCHEDULE	OF SCHEDULE	RPI	RPI	RPI	RPI
DIV. I ONLY	<b>14- 14</b>	<b>172</b>	<b>5-5</b>	<b>138</b>	<b>165</b>	<b>156</b>	<b>156</b>	<b>10</b>	<b>10</b>
DIV. I NON-CONF.	<b>7- 4</b>	<b>100</b>	<b>0</b>	<b>221</b>	<b>321</b>	<b>151</b>	<b>151</b>	<b>10</b>	<b>10</b>
TOTALS	RPI 1-25	RPI 26-50	W-L RECORDS	RPI 51-100	RPI 101-150	RPI 150+			
14- 14	0- 1	0- 1	OVERALL	1- 5	1- 4	12- 3			
6- 7	0- 1	0- 1	HOME	1- 1	0- 3	5- 1			
6- 7	0- 0	0- 0	AWAY	0- 4	1- 1	5- 2			
2- 0	0- 0	0- 0	NEUTRAL	0- 0	0- 0	2- 0			
7- 4	0- 0	0- 1	NON-CONFERENCE	0- 1	0- 1	7- 1			
3- 2	0- 0	0- 1	HOME	0- 0	0- 1	3- 0			
2- 2	0- 0	0- 0	AWAY	0- 1	0- 0	2- 1			
2- 0	0- 0	0- 0	NEUTRAL	0- 0	0- 0	2- 0			
7- 10	0- 1	0- 0	CONFERENCE	1- 4	1- 3	5- 2			
3- 5	0- 1	0- 0	HOME	1- 1	0- 2	2- 1			
4- 5	0- 0	0- 0	AWAY	0- 3	1- 1	3- 1			
0- 0	0- 0	0- 0	NEUTRAL	0- 0	0- 0	0- 0			

RPI 1-25				RPI 26-50				RPI 51-100				RPI 101+ Team's RPI: 156			
RPI	S	Opponent	Score	RPI	S	Opponent	Score	RPI	S	Opponent	Score	RPI	S	Opponent	Score
16	H	Central Mich.	72 <b>77</b>	28	H	Michigan	71 <b>80</b>	71	A	Ball St.	52 <b>60</b>	121	A	Buffalo	69 63
								88	A	Ohio	57 <b>70</b>	121	H	Buffalo	61 <b>76</b>
								88	H	Ohio	79 76	127	H	Duquesne	63 <b>88</b>
								94	A	Butler	55 <b>76</b>	134	A	Western Mich.	71 <b>79</b>
								98	A	Kent St.	50 <b>68</b>	134	H	Western Mich.	51 <b>56</b>
								98	H	Kent St.	55 <b>60</b>	159	A	Toledo	61 <b>65</b>
												165	H	N.C. A&T	64 52
												183	A	Eastern Mich.	64 53
												183	H	Eastern Mich.	88 81
												184	H	Northern Ill.	65 <b>70</b>
												190	A	Cleveland St.	62 <b>66</b>
												227	A	Miami (OH)	75 62
												227	H	Miami (OH)	70 62
												229	N	Denver	88 72
												230	N	Morgan St.	52 45
												241	A	Bowling Green	76 73
												259	H	Youngstown St.	91 62
												294	A	St. Bonaventure	63 54
												332	A	Detroit Mercy	81 60
												340	H	Purdue Fort Wayne	64 53
LAST 10 Division I															
				121	H	Buffalo	61 <b>76</b>	183	A	Eastern Mich.	64 53				
				227	A	Miami (OH)	75 62	98	H	Kent St.	55 <b>60</b>				
				98	A	Kent St.	50 <b>68</b>	71	A	Ball St.	52 <b>60</b>				
				88	H	Ohio	79 76	183	H	Eastern Mich.	88 81				
				121	A	Buffalo	69 63	88	A	Ohio	57 <b>70</b>				

Non-Div I Games:

Akron

■ Loss, 
 ■ Non-Conf, S Site, 
 ■ Home 
 ■ Away 
 N Neutral

## Alabama

Through Games Of March 6, 2020

Average RPI Win:	156	WON-LOST	WINNING	LAST 10	STRENGTH OF	OPP. STRENGTH	TEAM	ADJ.	CONF.	ADJ CONF.
Average RPI Loss:	48	RECORD	PCT. RANK	GAMES	SCHEDULE	OF SCHEDULE	RPI	RPI	RPI	RPI
DIV. I ONLY	18- 12	117	6-4	45	48	67	67	4	4	
DIV. I NON-CONF.	10- 3	57	0	122	173	76	76	5	5	
TOTALS	RPI 1-25	RPI 26-50	W-L RECORDS	RPI 51-100	RPI 101-150	RPI 150+				
18- 12	2- 4	0- 3	OVERALL	1- 4	7- 1	8- 0				
10- 6	0- 3	0- 2	HOME	0- 0	6- 1	4- 0				
7- 4	2- 1	0- 1	AWAY	0- 2	1- 0	4- 0				
1- 2	0- 0	0- 0	NEUTRAL	1- 2	0- 0	0- 0				
10- 3	0- 0	0- 1	NON-CONFERENCE	1- 1	3- 1	6- 0				
6- 2	0- 0	0- 1	HOME	0- 0	3- 1	3- 0				
3- 0	0- 0	0- 0	AWAY	0- 0	0- 0	3- 0				
1- 1	0- 0	0- 0	NEUTRAL	1- 1	0- 0	0- 0				
8- 9	2- 4	0- 2	CONFERENCE	0- 3	4- 0	2- 0				
4- 4	0- 3	0- 1	HOME	0- 0	3- 0	1- 0				
4- 4	2- 1	0- 1	AWAY	0- 2	1- 0	1- 0				
0- 1	0- 0	0- 0	NEUTRAL	0- 1	0- 0	0- 0				

RPI S	Opponent	Score	RPI S	Opponent	Score	RPI S	Opponent	Score	RPI S	Opponent	Score
1	H South Carolina	78 93	31	H Arkansas	48 66	60	A Georgia	75 76	111	A Auburn	75 48
13	A Mississippi St.	66 64	36	A LSU	60 71	60	N Georgia	61 68	111	H Auburn	68 64
17	A Texas A&M	76 63	50	H Iowa St.	66 75	63	A Tennessee	63 65	112	H Bethune-Cookman	60 49
17	H Texas A&M	74 79				65	N UNI	87 77	113	H Colgate	72 52
23	A Kentucky	62 66				79	N Southern California	57 60	126	H Vanderbilt	98 61
23	H Kentucky	71 81							135	H Florida	69 62
									136	H Hampton	61 64
									149	H North Carolina	83 77
									162	A Tulane	66 56
									170	H Missouri	73 61
									185	H Radford	85 51
									221	A Clemson	67 54
									250	H Southeastern La.	87 50
									251	A South Alabama	74 62
									296	A Ole Miss	57 56
									325	H Mercer	111 56
LAST 10 Division I											
60	N Georgia	61 68	60	A Georgia	75 76						
170	H Missouri	73 61	111	H Auburn	68 64						
17	A Texas A&M	76 63	23	A Kentucky	62 66						
13	A Mississippi St.	66 64	296	A Ole Miss	57 56						
135	H Florida	69 62	31	H Arkansas	48 66						

Non-Div I Games:

Alabama

■ Loss, 
 ■ Non-Conf, S Site, 
 ■ Home 
 ■ Away 
 N Neutral

Average RPI Win: 310		WON-LOST	WINNING	LAST 10	STRENGTH OF	OPP. STRENGTH	TEAM	ADJ.	CONF.	ADJ CONF.
Average RPI Loss: 185		RECORD	PCT. RANK	GAMES	SCHEDULE	OF SCHEDULE	RPI	RPI	RPI	RPI
DIV. I ONLY		15- 13	149	7-3	348	347	253	253	32	32
DIV. I NON-CONF.		4- 7	225	0	215	303	213	213	31	31
TOTALS	RPI 1-25		RPI 26-50		W-L RECORDS		RPI 51-100		RPI 101-150	RPI 150+
15- 13	0- 0		0- 0		OVERALL		0- 2		0- 4	15- 7
6- 3	0- 0		0- 0		HOME		0- 0		0- 2	6- 1
8- 9	0- 0		0- 0		AWAY		0- 2		0- 1	8- 6
1- 1	0- 0		0- 0		NEUTRAL		0- 0		0- 1	1- 0
4- 7	0- 0		0- 0		NON-CONFERENCE		0- 2		0- 2	4- 3
0- 2	0- 0		0- 0		HOME		0- 0		0- 1	0- 1
4- 4	0- 0		0- 0		AWAY		0- 2		0- 0	4- 2
0- 1	0- 0		0- 0		NEUTRAL		0- 0		0- 1	0- 0
11- 6	0- 0		0- 0		CONFERENCE		0- 0		0- 2	11- 4
6- 1	0- 0		0- 0		HOME		0- 0		0- 1	6- 0
4- 5	0- 0		0- 0		AWAY		0- 0		0- 1	4- 4
1- 0	0- 0		0- 0		NEUTRAL		0- 0		0- 0	1- 0

[illegible]

Alabama A&amp;M

Loss, Non-Conf, S Site, H Home A Away N Neutral

## Alabama St.

Through Games Of March 6, 2020

Average RPI Win:	321	WON-LOST	WINNING	LAST 10	STRENGTH OF	OPP. STRENGTH	TEAM	ADJ.	CONF.	ADJ CONF.
Average RPI Loss:	188	RECORD	PCT. RANK	GAMES	SCHEDULE	OF SCHEDULE	RPI	RPI	RPI	RPI
DIV. I ONLY	7- 19	304	4-6	307	333	318	318	32	32	
DIV. I NON-CONF.	1- 8	322	0	112	46	291	291	31	31	
TOTALS	RPI 1-25	RPI 26-50	W-L RECORDS	RPI 51-100	RPI 101-150	RPI 150+				
7- 19	0- 2	0- 0	OVERALL	0- 1	0- 4	7- 12				
3- 8	0- 0	0- 0	HOME	0- 0	0- 2	3- 6				
4- 10	0- 2	0- 0	AWAY	0- 1	0- 2	4- 5				
0- 1	0- 0	0- 0	NEUTRAL	0- 0	0- 0	0- 1				
1- 8	0- 2	0- 0	NON-CONFERENCE	0- 1	0- 2	1- 3				
1- 2	0- 0	0- 0	HOME	0- 0	0- 1	1- 1				
0- 6	0- 2	0- 0	AWAY	0- 1	0- 1	0- 2				
0- 0	0- 0	0- 0	NEUTRAL	0- 0	0- 0	0- 0				
6- 11	0- 0	0- 0	CONFERENCE	0- 0	0- 2	6- 9				
2- 6	0- 0	0- 0	HOME	0- 0	0- 1	2- 5				
4- 4	0- 0	0- 0	AWAY	0- 0	0- 1	4- 3				
0- 1	0- 0	0- 0	NEUTRAL	0- 0	0- 0	0- 1				

RPI 1-25				RPI 26-50				RPI 51-100				RPI 101+ Team's RPI: 318			
RPI	S	Opponent	Score	RPI	S	Opponent	Score	RPI	S	Opponent	Score	RPI	S	Opponent	Score
1	A	South Carolina	43 103					69	A	South Fla.	29 80	140	H	North Ala.	60 81
20	A	DePaul	76 105									141	A	Texas Southern	59 88
												141	H	Texas Southern	54 81
												146	A	Wisconsin	67 85
												155	A	Jackson St.	62 94
												155	H	Jackson St.	56 76
												158	H	Samford	48 83
												221	A	Clemson	43 76
												236	A	Southern U.	47 69
												236	H	Southern U.	51 61
												244	H	Jacksonville St.	68 63
												253	H	Alabama A&M	55 56
												253	N	Alabama A&M	48 75
												296	A	Ole Miss	66 93
												301	A	Prairie View	61 52
												301	H	Prairie View	59 62
												324	A	Alcorn	63 73
												324	H	Alcorn	95 70
												328	A	Ark.-Pine Bluff	68 65
												328	H	Ark.-Pine Bluff	62 73
												347	A	Grambling	73 59
												351	A	Mississippi Val.	66 61
												351	H	Mississippi Val.	77 64
LAST 10 Division I															
				155	H	Jackson St.	56 76					253	H	Alabama A&M	55 56
				141	A	Texas Southern	59 88					328	A	Ark.-Pine Bluff	68 65
				301	A	Prairie View	61 52					351	A	Mississippi Val.	66 61
				324	H	Alcorn	95 70					141	H	Texas Southern	54 81
				236	H	Southern U.	51 61					301	H	Prairie View	59 62

Non-Div I Games: Mobile 76 66 Paine 84 58

Alabama St.

■ Loss, 
 ■ Non-Conf, 
 ■ S Site, 
 ■ Home 
 ■ A Away 
 N Neutral

Albany (NY)

Through Games Of March 6, 2020

Average RPI Win:	280	WON-LOST	WINNING	LAST 10	STRENGTH OF	OPP. STRENGTH	TEAM	ADJ.	CONF.	ADJ CONF.
Average RPI Loss:	198	RECORD	PCT. RANK	GAMES	SCHEDULE	OF SCHEDULE	RPI	RPI	RPI	RPI
DIV. I ONLY	8- 21	298	2-8	273	325	315	315	26	26	
DIV. I NON-CONF.	3- 9	279	0	309	318	322	322	27	27	
TOTALS	RPI 1-25	RPI 26-50	W-L RECORDS	RPI 51-100	RPI 101-150	RPI 150+				
8- 21	0- 0	0- 0	OVERALL	0- 5	1- 1	7- 15				
5- 9	0- 0	0- 0	HOME	0- 1	1- 1	4- 7				
3- 12	0- 0	0- 0	AWAY	0- 4	0- 0	3- 8				
0- 0	0- 0	0- 0	NEUTRAL	0- 0	0- 0	0- 0				
3- 9	0- 0	0- 0	NON-CONFERENCE	0- 2	1- 1	2- 6				
1- 5	0- 0	0- 0	HOME	0- 0	1- 1	0- 4				
2- 4	0- 0	0- 0	AWAY	0- 2	0- 0	2- 2				
0- 0	0- 0	0- 0	NEUTRAL	0- 0	0- 0	0- 0				
5- 12	0- 0	0- 0	CONFERENCE	0- 3	0- 0	5- 9				
4- 4	0- 0	0- 0	HOME	0- 1	0- 0	4- 3				
1- 8	0- 0	0- 0	AWAY	0- 2	0- 0	1- 6				
0- 0	0- 0	0- 0	NEUTRAL	0- 0	0- 0	0- 0				

RPI S	Opponent	Score	RPI S	Opponent	Score	RPI S	Opponent	Score	RPI S	Opponent	Score	Team's RPI: 315
						53	A Marist	52 76	108	H Columbia	82 78	
						82	A Stony Brook	44 53	131	H Boston U.	58 60	
						82	A Stony Brook	49 54	163	A Binghamton	42 58	
						82	H Stony Brook	53 73	163	H Binghamton	56 53	
						99	A Syracuse	53 75	166	H Lafayette	47 54	
									168	A Maine	49 60	
									168	H Maine	44 65	
									194	H Cornell	51 71	
									213	A UMass Lowell	51 53	
									213	H UMass Lowell	75 78	
									262	A New Hampshire	53 56	
									262	H New Hampshire	47 48	
									281	A Siena	46 52	
									293	A UMBC	44 54	
									293	H UMBC	56 51	
									298	H Monmouth	41 53	
									307	A Vermont	36 52	
									307	H Vermont	58 49	
									321	H St. Francis Brooklyn	41 49	
									323	A Bryant	55 68	
									337	A Canisius	70 53	
									344	A Hartford	68 63	
									344	H Hartford	63 40	
									345	A Central Conn. St.	73 63	
LAST 10 Division I												
			82	A Stony Brook	49 54	168	H Maine	44 65				
			82	A Stony Brook	44 53	344	H Hartford	63 40				
			213	H UMass Lowell	75 78	163	A Binghamton	42 58				
			262	A New Hampshire	53 56	307	A Vermont	36 52				
			293	A UMBC	44 54	293	H UMBC	56 51				

Non-Div I Games: FDU-Florham 81 21

Albany (NY)

Loss, Non-Conf, S Site, H Home A Away N Neutral



Average RPI Win: <b>321</b>	WON-LOST	WINNING	LAST 10	STRENGTH OF	OPP. STRENGTH	TEAM	ADJ.	CONF.	ADJ CONF.
Average RPI Loss: <b>217</b>	RECORD	PCT. RANK	GAMES	SCHEDULE	OF SCHEDULE	RPI	RPI	RPI	RPI
DIV. I ONLY	<b>11- 16</b>	<b>228</b>	<b>5-5</b>	<b>351</b>	<b>344</b>	<b>324</b>	<b>324</b>	<b>32</b>	<b>32</b>
DIV. I NON-CONF.	<b>2- 8</b>	<b>295</b>	<b>0</b>	<b>335</b>	<b>241</b>	<b>331</b>	<b>331</b>	<b>31</b>	<b>31</b>
TOTALS	RPI 1-25	RPI 26-50	W-L RECORDS	RPI 51-100	RPI 101-150	RPI 150+			
11- 16	0- 0	0- 0	OVERALL	0- 1	0- 2	11- 13			
7- 3	0- 0	0- 0	HOME	0- 0	0- 1	7- 2			
4- 11	0- 0	0- 0	AWAY	0- 1	0- 1	4- 9			
0- 2	0- 0	0- 0	NEUTRAL	0- 0	0- 0	0- 2			
2- 8	0- 0	0- 0	NON-CONFERENCE	0- 1	0- 1	2- 6			
1- 1	0- 0	0- 0	HOME	0- 0	0- 1	1- 0			
1- 5	0- 0	0- 0	AWAY	0- 1	0- 0	1- 4			
0- 2	0- 0	0- 0	NEUTRAL	0- 0	0- 0	0- 2			
9- 8	0- 0	0- 0	CONFERENCE	0- 0	0- 1	9- 7			
6- 2	0- 0	0- 0	HOME	0- 0	0- 0	6- 2			
3- 6	0- 0	0- 0	AWAY	0- 0	0- 1	3- 5			
0- 0	0- 0	0- 0	NEUTRAL	0- 0	0- 0	0- 0			

RPI 1-25			RPI 26-50			RPI 51-100			RPI 101+			Team's RPI: 324
RPI	S	Opponent	Score	RPI	S	Opponent	Score	RPI	S	Opponent	Score	
								93	A	SFA	62	67
								104	H	UAB	65	86
								141	A	Texas Southern	70	105
								155	A	Jackson St.	66	76
								155	H	Jackson St.	67	83
								192	A	Memphis	51	57
								208	A	UTEP	47	92
								221	N	Clemson	46	77
								236	A	Southern U.	57	74
								236	H	Southern U.	58	53
								245	A	North Texas	31	67
								248	A	Texas St.	59	67
								253	A	Alabama A&M	50	64
								253	H	Alabama A&M	67	74
								296	N	Ole Miss	55	73
								301	A	Prairie View	68	63
								301	H	Prairie View	77	39
								318	A	Alabama St.	70	95
								318	H	Alabama St.	73	63
								328	A	Ark.-Pine Bluff	77	75
								328	H	Ark.-Pine Bluff	57	54
								333	A	Tennessee St.	62	57
								339	H	Florida A&M	58	42
								347	A	Grambling	59	70
								347	H	Grambling	80	54
								351	A	Mississippi Val.	81	67
								351	H	Mississippi Val.	63	60
LAST 10 Division I												
				301	H	Prairie View	77 39					
				236	H	Southern U.	58 53					
				318	A	Alabama St.	70 95					
				253	A	Alabama A&M	50 64					
				328	H	Ark.-Pine Bluff	57 54					
				351	H	Mississippi Val.	63 60					
				347	A	Grambling	59 70					
				155	A	Jackson St.	66 76					
				236	A	Southern U.	57 74					
				318	H	Alabama St.	73 63					

Non-Div I Games:      Tougaloo                      85   61                      Louisiana Col.                      86   50

Alcorn

Loss, Non-Conf, S Site, H Home A Away N Neutral

## American

Through Games Of March 6, 2020

Average RPI Win: <b>202</b>	WON-LOST	WINNING	LAST 10	STRENGTH OF	OPP. STRENGTH	TEAM	ADJ.	CONF.	ADJ CONF.
Average RPI Loss: <b>143</b>	RECORD	PCT. RANK	GAMES	SCHEDULE	OF SCHEDULE	RPI	RPI	RPI	RPI
DIV. I ONLY	<b>12- 16</b>	<b>214</b>	<b>5-5</b>	<b>157</b>	<b>155</b>	<b>201</b>	<b>201</b>	<b>16</b>	<b>16</b>
DIV. I NON-CONF.	<b>4- 6</b>	<b>212</b>	<b>0</b>	<b>180</b>	<b>101</b>	<b>210</b>	<b>210</b>	<b>15</b>	<b>15</b>
TOTALS	RPI 1-25	RPI 26-50	W-L RECORDS	RPI 51-100	RPI 101-150	RPI 150+			
12- 16	0- 0	0- 2	OVERALL	1- 2	4- 6	7- 6			
8- 5	0- 0	0- 1	HOME	1- 1	3- 2	4- 1			
4- 10	0- 0	0- 1	AWAY	0- 1	1- 3	3- 5			
0- 1	0- 0	0- 0	NEUTRAL	0- 0	0- 1	0- 0			
4- 6	0- 0	0- 0	NON-CONFERENCE	1- 2	1- 1	2- 3			
3- 1	0- 0	0- 0	HOME	1- 1	1- 0	1- 0			
1- 4	0- 0	0- 0	AWAY	0- 1	0- 0	1- 3			
0- 1	0- 0	0- 0	NEUTRAL	0- 0	0- 1	0- 0			
8- 10	0- 0	0- 2	CONFERENCE	0- 0	3- 5	5- 3			
5- 4	0- 0	0- 1	HOME	0- 0	2- 2	3- 1			
3- 6	0- 0	0- 1	AWAY	0- 0	1- 3	2- 2			
0- 0	0- 0	0- 0	NEUTRAL	0- 0	0- 0	0- 0			

RPI S	Opponent	Score	RPI S	Opponent	Score	RPI S	Opponent	Score	RPI S	Opponent	Score	Team's RPI: 201
49	A Bucknell	43 <b>68</b>	49	H Bucknell	57 <b>60</b>	78	H Villanova	76 54	113	A Colgate	62 <b>63</b>	
						88	A Ohio	69 <b>81</b>	113	H Colgate	63 61	
						92	H Minnesota	53 <b>70</b>	121	N Buffalo	55 <b>73</b>	
									125	A Lehigh	64 56	
									125	H Lehigh	63 <b>64</b>	
									128	A Holy Cross	59 <b>72</b>	
									128	H Holy Cross	58 <b>73</b>	
									131	A Boston U.	44 <b>59</b>	
									131	H Boston U.	55 54	
									144	H George Washington	66 53	
									166	A Lafayette	48 <b>55</b>	
									166	H Lafayette	52 <b>67</b>	
									181	H High Point	56 48	
									185	A Radford	59 55	
									186	A Towson	60 <b>63</b>	
									232	A Saint Joseph's	51 <b>72</b>	
									249	A George Mason	55 <b>73</b>	
									270	A Loyola Maryland	47 <b>56</b>	
									270	H Loyola Maryland	63 44	
									278	A Army West Point	67 62	
									278	H Army West Point	73 57	
									319	A Navy	48 40	
									319	H Navy	57 42	
LAST 10 Division I												
319	H Navy	57 42	49	H Bucknell	57 <b>60</b>	270	A Loyola Maryland	47 <b>56</b>				
128	H Holy Cross	58 <b>73</b>	278	A Army West Point	67 62							
166	A Lafayette	48 <b>55</b>	166	H Lafayette	52 <b>67</b>							
131	H Boston U.	55 54	125	A Lehigh	64 56							
319	A Navy	48 40										

Non-Div I Games:

American

■ Loss, 
 ■ Non-Conf, 
 ■ S Site, 
 ■ H Home 
 ■ A Away 
 N Neutral

Average RPI Win:	295	WON-LOST	WINNING	LAST 10	STRENGTH OF	OPP. STRENGTH	TEAM	ADJ.	CONF.	ADJ CONF.
Average RPI Loss:	143	RECORD	PCT. RANK	GAMES	SCHEDULE	OF SCHEDULE	RPI	RPI	RPI	RPI
DIV. I ONLY	10- 18	261	6-4	162	246	243	243	21	21	
DIV. I NON-CONF.	3- 8	268	0	117	247	223	223	19	19	
TOTALS	RPI 1-25	RPI 26-50	W-L RECORDS	RPI 51-100	RPI 101-150	RPI 150+				
10- 18	0- 1	0- 3	OVERALL	0- 4	0- 2	10- 8				
6- 6	0- 0	0- 1	HOME	0- 2	0- 0	6- 3				
3- 11	0- 1	0- 2	AWAY	0- 2	0- 1	3- 5				
1- 1	0- 0	0- 0	NEUTRAL	0- 0	0- 1	1- 0				
3- 8	0- 1	0- 1	NON-CONFERENCE	0- 1	0- 2	3- 3				
1- 2	0- 0	0- 0	HOME	0- 0	0- 0	1- 2				
1- 5	0- 1	0- 1	AWAY	0- 1	0- 1	1- 1				
1- 1	0- 0	0- 0	NEUTRAL	0- 0	0- 1	1- 0				
7- 10	0- 0	0- 2	CONFERENCE	0- 3	0- 0	7- 5				
5- 4	0- 0	0- 1	HOME	0- 2	0- 0	5- 1				
2- 6	0- 0	0- 1	AWAY	0- 1	0- 0	2- 4				
0- 0	0- 0	0- 0	NEUTRAL	0- 0	0- 0	0- 0				

RPI 1-25				RPI 26-50				RPI 51-100				RPI 101+ Team's RPI: 243			
RPI	S	Opponent	Score	RPI	S	Opponent	Score	RPI	S	Opponent	Score	RPI	S	Opponent	Score
1	A	South Carolina	50 92	28	A	Michigan	35 62	84	H	Coastal Caro.	53 80	112	N	Bethune-Cookman	44 61
				43	A	Troy	55 84	96	A	VCU	38 66	133	A	UNC Greensboro	47 54
				43	H	Troy	61 81	100	A	UT Arlington	44 63	177	A	Elon	66 67
								100	H	UT Arlington	60 82	178	H	Gardner-Webb	56 67
												195	H	Louisiana	51 57
												200	A	Little Rock	63 68
												246	A	Arkansas St.	58 76
												248	A	Texas St.	59 47
												248	H	Texas St.	73 65
												251	A	South Alabama	66 81
												251	H	South Alabama	71 59
												272	A	Wofford	54 51
												287	H	ETSU	61 67
												300	A	Ga. Southern	70 78
												300	H	Ga. Southern	83 75
												311	A	Georgia St.	64 59
												311	H	Georgia St.	65 37
												325	H	Mercer	77 68
												337	N	Canisius	74 57
												349	H	La.-Monroe	68 49
LAST 10 Division I															
				349	H	La.-Monroe	68 49					251	H	South Alabama	71 59
				195	H	Louisiana	51 57					248	A	Texas St.	59 47
				300	A	Ga. Southern	70 78					100	A	UT Arlington	44 63
				311	A	Georgia St.	64 59					300	H	Ga. Southern	83 75
				43	H	Troy	61 81					311	H	Georgia St.	65 37

Non-Div I Games:

Appalachian St.

■ Loss, 
■ Non-Conf, S Site, 
■ Home 
■ Away 
N Neutral

Average RPI Win:	151	WON-LOST	WINNING	LAST 10	STRENGTH OF	OPP. STRENGTH	TEAM	ADJ.	CONF.	ADJ CONF.
Average RPI Loss:	41	RECORD	PCT. RANK	GAMES	SCHEDULE	OF SCHEDULE	RPI	RPI	RPI	RPI
DIV. I ONLY	24- 6	26	7-3	84	34	26	26	1	1	
DIV. I NON-CONF.	11- 0	1	0	329	289	81	81	1	1	
TOTALS	RPI 1-25	RPI 26-50	W-L RECORDS	RPI 51-100	RPI 101-150	RPI 150+				
24- 6	3- 4	3- 0	OVERALL	2- 1	6- 1	10- 0				
13- 3	2- 2	1- 0	HOME	1- 0	2- 1	7- 0				
10- 3	1- 2	2- 0	AWAY	1- 1	3- 0	3- 0				
1- 0	0- 0	0- 0	NEUTRAL	0- 0	1- 0	0- 0				
11- 0	0- 0	1- 0	NON-CONFERENCE	0- 0	0- 0	10- 0				
7- 0	0- 0	0- 0	HOME	0- 0	0- 0	7- 0				
4- 0	0- 0	1- 0	AWAY	0- 0	0- 0	3- 0				
0- 0	0- 0	0- 0	NEUTRAL	0- 0	0- 0	0- 0				
13- 6	3- 4	2- 0	CONFERENCE	2- 1	6- 1	0- 0				
6- 3	2- 2	1- 0	HOME	1- 0	2- 1	0- 0				
6- 3	1- 2	1- 0	AWAY	1- 1	3- 0	0- 0				
1- 0	0- 0	0- 0	NEUTRAL	0- 0	1- 0	0- 0				

RPI	S	Opponent	Score	RPI	S	Opponent	Score	RPI	S	Opponent	Score	RPI	S	Opponent	Score
2	A	Oregon	52 85	38	A	Arizona St.	58 53	79	A	Southern California	65 57	106	A	Utah	85 69
2	H	Oregon	64 71	38	H	Arizona St.	59 53	79	H	Southern California	73 57	107	A	Washington St.	74 67
7	H	Stanford	73 72	41	A	Texas	83 58	91	A	Colorado	38 50	107	H	Washington St.	72 57
12	A	UCLA	58 70									119	H	California	54 55
12	H	UCLA	92 66									119	N	California	86 73
18	A	Oregon St.	65 58									138	A	Washington	66 58
18	H	Oregon St.	61 63									138	H	Washington	64 53
												152	A	Montana	77 42
												191	H	Santa Clara	65 52
												208	A	UTEP	54 43
												219	H	North Dakota	74 42
												247	H	UC Santa Barbara	61 42
												298	H	Monmouth	86 34
												301	H	Prairie View	83 48
												308	H	UC Riverside	70 27
												333	H	Tennessee St.	77 42
												348	A	Chicago St.	82 50
LAST 10 Division I															
119	N	California	86 73	107	H	Washington St.	72 57								
119	H	California	54 55	138	H	Washington	64 53								
7	H	Stanford	73 72	18	A	Oregon St.	65 58								
91	A	Colorado	38 50	2	A	Oregon	52 85								
106	A	Utah	85 69	79	H	Southern California	73 57								

Non-Div I Games:

Arizona

Arizona St.

Through Games Of March 6, 2020

Average RPI Win:	140	WON-LOST	WINNING	LAST 10	STRENGTH OF	OPP. STRENGTH	TEAM	ADJ.	CONF.	ADJ CONF.
Average RPI Loss:	42	RECORD	PCT. RANK	GAMES	SCHEDULE	OF SCHEDULE	RPI	RPI	RPI	RPI
DIV. I ONLY	20- 11	84	4-6	29	16	38	38	1	1	
DIV. I NON-CONF.	10- 2	29	0	172	119	54	54	1	1	
TOTALS	RPI 1-25	RPI 26-50	W-L RECORDS	RPI 51-100	RPI 101-150	RPI 150+				
20- 11	2- 5	1- 3	OVERALL	5- 1	5- 2	7- 0				
13- 3	2- 2	1- 1	HOME	2- 0	3- 0	5- 0				
5- 6	0- 3	0- 1	AWAY	2- 1	2- 1	1- 0				
2- 2	0- 0	0- 1	NEUTRAL	1- 0	0- 1	1- 0				
10- 2	0- 0	1- 1	NON-CONFERENCE	2- 1	0- 0	7- 0				
7- 0	0- 0	1- 0	HOME	1- 0	0- 0	5- 0				
1- 1	0- 0	0- 0	AWAY	0- 1	0- 0	1- 0				
2- 1	0- 0	0- 1	NEUTRAL	1- 0	0- 0	1- 0				
10- 9	2- 5	0- 2	CONFERENCE	3- 0	5- 2	0- 0				
6- 3	2- 2	0- 1	HOME	1- 0	3- 0	0- 0				
4- 5	0- 3	0- 1	AWAY	2- 0	2- 1	0- 0				
0- 1	0- 0	0- 0	NEUTRAL	0- 0	0- 1	0- 0				

RPI 1-25				RPI 26-50				Team's RPI: 38		RPI 51-100				RPI 101+			
RPI	S	Opponent	Score	RPI	S	Opponent	Score		RPI	S	Opponent	Score	RPI	S	Opponent	Score	
2	A	Oregon	48 79	26	A	Arizona	53 59		51	N	Middle Tenn.	61 60	106	A	Utah	71 75	
2	H	Oregon	72 66	26	H	Arizona	53 58		79	A	Southern California	63 54	107	A	Washington St.	65 56	
7	H	Stanford	44 55	44	N	Purdue	52 59		79	H	Southern California	76 75	107	H	Washington St.	62 59	
12	A	UCLA	66 68	46	H	Creighton	70 55		85	H	BYU	60 52	119	H	California	77 54	
12	H	UCLA	61 70						91	A	Colorado	65 59	119	N	California	67 71	
18	A	Oregon St.	62 64						92	A	Minnesota	66 80	138	A	Washington	67 50	
18	H	Oregon St.	55 47										138	H	Washington	72 68	
													168	N	Maine	57 31	
													176	H	Idaho St.	74 69	
													228	H	New Mexico	84 47	
													273	H	Air Force	87 56	
													278	H	Army West Point	83 51	
													310	H	Cal Poly	66 41	
													313	A	New Mexico St.	70 47	
LAST 10 Division I																	
		119	N	California			67	71			138	H	Washington			72	68
		7	H	Stanford			44	55			107	H	Washington St.			62	59
		119	H	California			77	54			2	A	Oregon			48	79
		106	A	Utah			71	75			18	A	Oregon St.			62	64
		91	A	Colorado			65	59			12	H	UCLA			61	70

Non-Div I Games:

Arizona St.

Loss, Non-Conf, S Site, H Home A Away N Neutral

Average RPI Win:	333	WON-LOST	WINNING	LAST 10	STRENGTH OF	OPP. STRENGTH	TEAM	ADJ.	CONF.	ADJ CONF.
Average RPI Loss:	196	RECORD	PCT. RANK	GAMES	SCHEDULE	OF SCHEDULE	RPI	RPI	RPI	RPI
DIV. I ONLY	5- 21	321	3-7	304	337	328	328	32	32	
DIV. I NON-CONF.	0- 9	338	0	128	88	319	319	31	31	
TOTALS	RPI 1-25	RPI 26-50	W-L RECORDS	RPI 51-100	RPI 101-150	RPI 150+				
5- 21	0- 0	0- 1	OVERALL	0- 2	0- 4	5- 14				
2- 6	0- 0	0- 0	HOME	0- 0	0- 1	2- 5				
3- 15	0- 0	0- 1	AWAY	0- 2	0- 3	3- 9				
0- 0	0- 0	0- 0	NEUTRAL	0- 0	0- 0	0- 0				
0- 9	0- 0	0- 1	NON-CONFERENCE	0- 2	0- 2	0- 4				
0- 0	0- 0	0- 0	HOME	0- 0	0- 0	0- 0				
0- 9	0- 0	0- 1	AWAY	0- 2	0- 2	0- 4				
0- 0	0- 0	0- 0	NEUTRAL	0- 0	0- 0	0- 0				
5- 12	0- 0	0- 0	CONFERENCE	0- 0	0- 2	5- 10				
2- 6	0- 0	0- 0	HOME	0- 0	0- 1	2- 5				
3- 6	0- 0	0- 0	AWAY	0- 0	0- 1	3- 5				
0- 0	0- 0	0- 0	NEUTRAL	0- 0	0- 0	0- 0				

RPI	S	Opponent	Score	RPI	S	Opponent	Score	RPI	S	Opponent	Score	RPI	S	Opponent	Score	Team's RPI: 328
50	A	Iowa St.	40	90	63	A	Tennessee	51	92	107	A	Washington St.	56	85		
					84	A	Coastal Caro.	69	76	141	A	Texas Southern	77	78		
										141	H	Texas Southern	46	77		
										142	A	Texas Tech	55	81		
										155	A	Jackson St.	47	68		
										155	H	Jackson St.	44	56		
										160	A	Wichita St.	50	100		
										204	A	Illinois	50	65		
										217	A	Milwaukee	55	69		
										236	A	Southern U.	61	85		
										236	H	Southern U.	43	70		
										246	A	Arkansas St.	60	81		
										253	A	Alabama A&M	55	74		
										253	H	Alabama A&M	52	65		
										301	A	Prairie View	51	61		
										301	H	Prairie View	69	54		
										318	A	Alabama St.	73	62		
										318	H	Alabama St.	65	68		
										324	A	Alcorn	54	57		
										324	H	Alcorn	75	77		
										347	A	Grambling	82	64		
										347	H	Grambling	84	79		
										351	A	Mississippi Val.	80	77		
LAST 10 Division I																
155	A	Jackson St.	47	68	236	A	Southern U.	61	85							
347	A	Grambling	82	64	318	H	Alabama St.	65	68							
141	H	Texas Southern	46	77	253	H	Alabama A&M	52	65							
301	H	Prairie View	69	54	155	H	Jackson St.	44	56							
324	A	Alcorn	54	57	347	H	Grambling	84	79							

Non-Div I Games: Philander Smith 66 54

Ark.-Pine Bluff

■ Loss, 
 ■ Non-Conf, 
 ■ S Site, 
 ■ Home 
 ■ A Away 
 N Neutral

## Arkansas

Through Games Of March 6, 2020

Average RPI Win:	138	WON-LOST	WINNING	LAST 10	STRENGTH OF	OPP. STRENGTH	TEAM	ADJ.	CONF.	ADJ CONF.
Average RPI Loss:	49	RECORD	PCT. RANK	GAMES	SCHEDULE	OF SCHEDULE	RPI	RPI	RPI	RPI
DIV. I ONLY	24- 7	31	7-3	60	33	31	31	4	4	
DIV. I NON-CONF.	12- 1	10	0	174	130	34	34	5	5	
TOTALS	RPI 1-25	RPI 26-50	W-L RECORDS	RPI 51-100	RPI 101-150	RPI 150+				
24- 7	2- 4	2- 0	OVERALL	6- 1	5- 2	9- 0				
15- 3	1- 2	2- 0	HOME	4- 1	1- 0	7- 0				
5- 4	0- 2	0- 0	AWAY	1- 0	2- 2	2- 0				
4- 0	1- 0	0- 0	NEUTRAL	1- 0	2- 0	0- 0				
12- 1	0- 0	1- 0	NON-CONFERENCE	4- 0	1- 1	6- 0				
10- 0	0- 0	1- 0	HOME	3- 0	0- 0	6- 0				
0- 1	0- 0	0- 0	AWAY	0- 0	0- 1	0- 0				
2- 0	0- 0	0- 0	NEUTRAL	1- 0	1- 0	0- 0				
12- 6	2- 4	1- 0	CONFERENCE	2- 1	4- 1	3- 0				
5- 3	1- 2	1- 0	HOME	1- 1	1- 0	1- 0				
5- 3	0- 2	0- 0	AWAY	1- 0	2- 1	2- 0				
2- 0	1- 0	0- 0	NEUTRAL	0- 0	1- 0	0- 0				

RPI 1-25				RPI 26-50				Team's RPI: 31				RPI 51-100				RPI 101+			
RPI	S	Opponent	Score	RPI	S	Opponent	Score	RPI	S	Opponent	Score	RPI	S	Opponent	Score	RPI	S	Opponent	Score
1	A	South Carolina	82 91	36	H	LSU	75 71	55	H	Belmont	91 60	111	A	Auburn	86 70				
1	H	South Carolina	65 86	42	H	UT Martin	96 46	60	H	Georgia	55 64	111	N	Auburn	90 68				
13	A	Mississippi St.	83 92					63	H	Tennessee	83 75	119	A	California	80 84				
17	H	Texas A&M	77 84					67	A	Alabama	66 48	126	A	Vanderbilt	100 66				
17	N	Texas A&M	67 66					75	H	Kansas St.	81 72	135	A	Florida	80 83				
23	H	Kentucky	103 85					80	N	Fordham	71 59	135	H	Florida	79 57				
								82	H	Stony Brook	88 58	146	N	Wisconsin	68 64				
												170	A	Missouri	85 81				
												170	H	Missouri	90 73				
												172	H	New Orleans	82 52				
												200	H	Little Rock	86 53				
												210	H	Oral Roberts	96 64				
												255	H	Tulsa	91 41				
												296	A	Ole Miss	108 64				
												335	H	Northwestern St.	99 39				
												346	H	McNeese	101 58				
LAST 10 Division I																			
		17 N Texas A&M	67 66			63 H Tennessee	83 75												
		111 N Auburn	90 68			296 A Ole Miss	108 64												
		36 H LSU	75 71			23 H Kentucky	103 85												
		13 A Mississippi St.	83 92			1 H South Carolina	65 86												
		135 A Florida	80 83			170 A Missouri	85 81												

Non-Div I Games:

Arkansas

■ Loss, 
 ■ Non-Conf, S Site, 
 ■ Home 
 ■ Away 
 N Neutral

Average RPI Win:	256	WON-LOST	WINNING	LAST 10	STRENGTH OF	OPP. STRENGTH	TEAM	ADJ.	CONF.	ADJ CONF.
Average RPI Loss:	175	RECORD	PCT. RANK	GAMES	SCHEDULE	OF SCHEDULE	RPI	RPI	RPI	RPI
DIV. I ONLY	10- 17	256	4-6	204	253	246	246	21	21	
DIV. I NON-CONF.	2- 8	295	0	103	290	249	249	19	19	
TOTALS	RPI 1-25	RPI 26-50	W-L RECORDS	RPI 51-100	RPI 101-150	RPI 150+				
10- 17	0- 2	0- 1	OVERALL	1- 3	0- 0	9- 11				
7- 3	0- 0	0- 0	HOME	1- 2	0- 0	6- 1				
3- 13	0- 2	0- 1	AWAY	0- 1	0- 0	3- 9				
0- 1	0- 0	0- 0	NEUTRAL	0- 0	0- 0	0- 1				
2- 8	0- 2	0- 0	NON-CONFERENCE	0- 1	0- 0	2- 5				
1- 1	0- 0	0- 0	HOME	0- 1	0- 0	1- 0				
1- 6	0- 2	0- 0	AWAY	0- 0	0- 0	1- 4				
0- 1	0- 0	0- 0	NEUTRAL	0- 0	0- 0	0- 1				
8- 9	0- 0	0- 1	CONFERENCE	1- 2	0- 0	7- 6				
6- 2	0- 0	0- 0	HOME	1- 1	0- 0	5- 1				
2- 7	0- 0	0- 1	AWAY	0- 1	0- 0	2- 5				
0- 0	0- 0	0- 0	NEUTRAL	0- 0	0- 0	0- 0				

RPI 1-25				RPI 26-50				RPI 51-100				RPI 101+ Team's RPI: 246			
RPI	S	Opponent	Score	RPI	S	Opponent	Score	RPI	S	Opponent	Score	RPI	S	Opponent	Score
4	A	Baylor	43 111	43	A	Troy	64 79	84	H	Coastal Caro.	63 61	165	N	N.C. A&T	50 55
20	A	DePaul	64 109					97	H	Southeast Mo. St.	67 79	192	A	Memphis	50 78
								100	A	UT Arlington	44 71	195	A	Louisiana	43 83
								100	H	UT Arlington	62 89	200	A	Little Rock	58 67
												200	H	Little Rock	72 54
												235	A	Murray St.	62 77
												242	A	San Diego St.	71 62
												243	H	Appalachian St.	76 58
												248	A	Texas St.	56 53
												248	H	Texas St.	69 83
												251	A	South Alabama	71 87
												251	H	South Alabama	86 80
												255	A	Tulsa	77 79
												267	A	Louisiana Tech	54 67
												300	A	Ga. Southern	67 80
												300	H	Ga. Southern	69 62
												311	A	Georgia St.	56 67
												311	H	Georgia St.	70 68
												328	H	Ark.-Pine Bluff	81 60
												349	A	La.-Monroe	54 53
LAST 10 Division I															
251	H	South Alabama	86 80	100	H	UT Arlington	62 89								
200	H	Little Rock	72 54	300	A	Ga. Southern	67 80								
43	A	Troy	64 79	311	A	Georgia St.	56 67								
251	A	South Alabama	71 87	349	A	La.-Monroe	54 53								
248	H	Texas St.	69 83	84	H	Coastal Caro.	63 61								

Non-Div I Games: Central Baptist 88 63

Arkansas St.

■ Loss, 
 ■ Non-Conf, 
 ■ S Site, 
 ■ Home 
 ■ A Away 
 N Neutral



Army West Point

Through Games Of March 6, 2020

Average RPI Win:	258	WON-LOST	WINNING	LAST 10	STRENGTH OF	OPP. STRENGTH	TEAM	ADJ.	CONF.	ADJ CONF.
Average RPI Loss:	144	RECORD	PCT. RANK	GAMES	SCHEDULE	OF SCHEDULE	RPI	RPI	RPI	RPI
DIV. I ONLY	8- 21	298	3-7	153	199	278	278	16	16	
DIV. I NON-CONF.	4- 7	225	0	178	286	232	232	15	15	
TOTALS	RPI 1-25	RPI 26-50	W-L RECORDS	RPI 51-100	RPI 101-150	RPI 150+				
8- 21	0- 1	0- 3	OVERALL	0- 1	2- 8	6- 8				
6- 8	0- 1	0- 1	HOME	0- 0	2- 4	4- 2				
2- 13	0- 0	0- 2	AWAY	0- 1	0- 4	2- 6				
0- 0	0- 0	0- 0	NEUTRAL	0- 0	0- 0	0- 0				
4- 7	0- 1	0- 1	NON-CONFERENCE	0- 1	0- 2	4- 2				
2- 3	0- 1	0- 0	HOME	0- 0	0- 2	2- 0				
2- 4	0- 0	0- 1	AWAY	0- 1	0- 0	2- 2				
0- 0	0- 0	0- 0	NEUTRAL	0- 0	0- 0	0- 0				
4- 14	0- 0	0- 2	CONFERENCE	0- 0	2- 6	2- 6				
4- 5	0- 0	0- 1	HOME	0- 0	2- 2	2- 2				
0- 9	0- 0	0- 1	AWAY	0- 0	0- 4	0- 4				
0- 0	0- 0	0- 0	NEUTRAL	0- 0	0- 0	0- 0				

RPI S	Opponent	Score	RPI S	Opponent	Score	RPI S	Opponent	Score	RPI S	Opponent	Score	Team's RPI: 278
21	H TCU	52 66	38	A Arizona St.	51 83	61	A St. John's (NY)	60 96	105	H William & Mary	65 77	
			49	A Bucknell	46 77				108	H Columbia	62 71	
			49	H Bucknell	52 63				113	A Colgate	93 100	
									113	H Colgate	81 67	
									125	A Lehigh	72 89	
									125	H Lehigh	65 94	
									128	A Holy Cross	61 64	
									128	H Holy Cross	61 48	
									131	A Boston U.	56 62	
									131	H Boston U.	66 72	
									166	A Lafayette	58 67	
									166	H Lafayette	52 57	
									189	A Manhattan	56 86	
									201	A American	57 73	
									201	H American	62 67	
									270	A Loyola Maryland	59 68	
									270	H Loyola Maryland	75 55	
									273	A Air Force	68 66	
									303	A Fairleigh Dickinson	70 68	
									319	A Navy	45 57	
									319	H Navy	62 52	
									321	A St. Francis Brooklyn	64 70	
									323	H Bryant	81 75	
									334	H LIU Brooklyn	67 60	
LAST 10 Division I												
			131	A Boston U.	56 62				125	A Lehigh	72 89	
			113	H Colgate	81 67				166	A Lafayette	58 67	
			128	A Holy Cross	61 64				201	H American	62 67	
			319	H Navy	62 52				125	H Lehigh	65 94	
			270	H Loyola Maryland	75 55				49	A Bucknell	46 77	

Non-Div I Games:

Army West Point

Loss, Non-Conf, S Site, H Home A Away N Neutral

Average RPI Win: <b>174</b>	WON-LOST	WINNING	LAST 10	STRENGTH OF	OPP. STRENGTH	TEAM	ADJ.	CONF.	ADJ CONF.
Average RPI Loss: <b>49</b>	RECORD	PCT. RANK	GAMES	SCHEDULE	OF SCHEDULE	RPI	RPI	RPI	RPI
DIV. I ONLY	<b>11- 18</b>	<b>250</b>	<b>4-6</b>	<b>9</b>	<b>41</b>	<b>111</b>	<b>111</b>	<b>4</b>	<b>4</b>
DIV. I NON-CONF.	<b>6- 5</b>	<b>151</b>	<b>0</b>	<b>25</b>	<b>118</b>	<b>75</b>	<b>75</b>	<b>5</b>	<b>5</b>
TOTALS	RPI 1-25	RPI 26-50	W-L RECORDS	RPI 51-100	RPI 101-150	RPI 150+			
11- 18	0- 7	2- 3	OVERALL	0- 5	3- 3	6- 0			
7- 6	0- 1	1- 2	HOME	0- 2	2- 1	4- 0			
2- 9	0- 5	0- 0	AWAY	0- 2	0- 2	2- 0			
2- 3	0- 1	1- 1	NEUTRAL	0- 1	1- 0	0- 0			
6- 5	0- 2	1- 1	NON-CONFERENCE	0- 1	1- 1	4- 0			
4- 1	0- 0	0- 1	HOME	0- 0	1- 0	3- 0			
1- 2	0- 1	0- 0	AWAY	0- 0	0- 1	1- 0			
1- 2	0- 1	1- 0	NEUTRAL	0- 1	0- 0	0- 0			
5- 13	0- 5	1- 2	CONFERENCE	0- 4	2- 2	2- 0			
3- 5	0- 1	1- 1	HOME	0- 2	1- 1	1- 0			
1- 7	0- 4	0- 0	AWAY	0- 2	0- 1	1- 0			
1- 1	0- 0	0- 1	NEUTRAL	0- 0	1- 0	0- 0			

RPI	S	Opponent	Score	RPI	S	Opponent	Score	RPI	S	Opponent	Score	RPI	S	Opponent	Score	Team's RPI: 111
1	A	South Carolina	53 <b>79</b>	31	H	Arkansas	70 <b>86</b>	51	N	Middle Tenn.	50 <b>73</b>	104	A	UAB	75 <b>80</b>	
13	A	Mississippi St.	73 <b>78</b>	31	N	Arkansas	68 <b>90</b>	60	A	Georgia	50 <b>61</b>	112	H	Bethune-Cookman	74 56	
13	H	Mississippi St.	85 <b>92</b>	32	H	Old Dominion	77 <b>89</b>	63	H	Tennessee	55 <b>56</b>	126	A	Vanderbilt	55 <b>77</b>	
17	A	Texas A&M	54 <b>84</b>	36	H	LSU	65 60	67	A	Alabama	64 <b>68</b>	126	H	Vanderbilt	70 62	
21	A	TCU	65 <b>80</b>	48	N	Dayton	76 74	67	H	Alabama	48 <b>75</b>	126	N	Vanderbilt	77 67	
23	A	Kentucky	61 <b>68</b>									135	H	Florida	63 <b>83</b>	
24	N	Drake	82 <b>83</b>									170	A	Missouri	95 82	
												232	H	Saint Joseph's	66 62	
												244	H	Jacksonville St.	62 53	
												251	A	South Alabama	82 62	
												272	H	Wofford	84 82	
												296	H	Ole Miss	59 43	
LAST 10 Division I																
		31 N Arkansas	68 <b>90</b>			13 H Mississippi St.	85 <b>92</b>									
		126 N Vanderbilt	77 67			36 H LSU	65 60									
		63 H Tennessee	55 <b>56</b>			1 A South Carolina	53 <b>79</b>									
		170 A Missouri	95 82			67 A Alabama	64 <b>68</b>									
		17 A Texas A&M	54 <b>84</b>			126 H Vanderbilt	70 62									

Non-Div I Games:

Auburn

■ Loss, 
 ■ Non-Conf, 
 ■ S Site, 
 ■ H Home 
 ■ A Away 
 N Neutral

Average RPI Win:	269	WON-LOST	WINNING	LAST 10	STRENGTH OF	OPP. STRENGTH	TEAM	ADJ.	CONF.	ADJ CONF.
Average RPI Loss:	106	RECORD	PCT. RANK	GAMES	SCHEDULE	OF SCHEDULE	RPI	RPI	RPI	RPI
DIV. I ONLY	16- 12	132	6-4	261	244	169	169	20	20	
DIV. I NON-CONF.	7- 2	53	0	300	276	97	97	23	23	
TOTALS	RPI 1-25	RPI 26-50	W-L RECORDS	RPI 51-100	RPI 101-150	RPI 150+				
16- 12	0- 1	0- 2	OVERALL	1- 5	0- 0	15- 4				
7- 4	0- 0	0- 1	HOME	1- 2	0- 0	6- 1				
8- 7	0- 1	0- 1	AWAY	0- 2	0- 0	8- 3				
1- 1	0- 0	0- 0	NEUTRAL	0- 1	0- 0	1- 0				
7- 2	0- 1	0- 0	NON-CONFERENCE	1- 0	0- 0	6- 1				
2- 0	0- 0	0- 0	HOME	1- 0	0- 0	1- 0				
4- 2	0- 1	0- 0	AWAY	0- 0	0- 0	4- 1				
1- 0	0- 0	0- 0	NEUTRAL	0- 0	0- 0	1- 0				
9- 10	0- 0	0- 2	CONFERENCE	0- 5	0- 0	9- 3				
5- 4	0- 0	0- 1	HOME	0- 2	0- 0	5- 1				
4- 5	0- 0	0- 1	AWAY	0- 2	0- 0	4- 2				
0- 1	0- 0	0- 0	NEUTRAL	0- 1	0- 0	0- 0				

RPI 1-25				RPI 26-50				RPI 51-100				RPI 101+				Team's RPI: 169	
RPI	S	Opponent	Score	RPI	S	Opponent	Score	RPI	S	Opponent	Score	RPI	S	Opponent	Score		
23	A	Kentucky	52 81	42	A	UT Martin	61 65	55	A	Belmont	46 69	163	N	Binghamton	80 63		
				42	H	UT Martin	61 69	55	H	Belmont	52 53	199	A	Eastern Ill.	72 73		
								55	N	Belmont	73 76	199	H	Eastern Ill.	47 76		
								68	H	Illinois St.	77 72	204	A	Illinois	62 76		
								97	A	Southeast Mo. St.	43 81	207	A	Tennessee Tech	49 58		
								97	H	Southeast Mo. St.	66 79	209	A	Chattanooga	50 49		
												235	A	Murray St.	88 60		
												235	H	Murray St.	69 61		
												244	A	Jacksonville St.	63 57		
												253	A	Alabama A&M	67 61		
												282	H	Morehead St.	70 65		
												288	H	Eastern Ky.	69 53		
												305	A	FIU	58 56		
												331	H	Evansville	80 64		
												333	A	Tennessee St.	87 55		
												333	H	Tennessee St.	76 58		
												338	A	SIUE	79 62		
												338	H	SIUE	74 61		
												351	A	Mississippi Val.	100 82		
LAST 10 Division I																	
				55	N	Belmont	73 76	288	H	Eastern Ky.	69 53						
				235	A	Murray St.	88 60	235	H	Murray St.	69 61						
				282	H	Morehead St.	70 65	55	A	Belmont	46 69						
				199	A	Eastern Ill.	72 73	333	A	Tennessee St.	87 55						
				338	A	SIUE	79 62	199	H	Eastern Ill.	47 76						

Non-Div I Games:	Christian Bros.	82	62	Ky. Wesleyan	103	70
------------------	-----------------	----	----	--------------	-----	----

Austin Peay

■ Loss, ■ Non-Conf, S Site, H Home A Away N Neutral

Average RPI Win:	191	WON-LOST	WINNING	LAST 10	STRENGTH OF	OPP. STRENGTH	TEAM	ADJ.	CONF.	ADJ CONF.
Average RPI Loss:	84	RECORD	PCT. RANK	GAMES	SCHEDULE	OF SCHEDULE	RPI	RPI	RPI	RPI
DIV. I ONLY	17- 10	96	7-3	101	88	85	85	11	11	
DIV. I NON-CONF.	4- 5	195	0	101	22	132	132	11	11	
TOTALS	RPI 1-25	RPI 26-50	W-L RECORDS	RPI 51-100	RPI 101-150	RPI 150+				
17- 10	0- 3	0- 1	OVERALL	1- 1	5- 4	11- 1				
9- 3	0- 1	0- 0	HOME	0- 0	2- 2	7- 0				
7- 6	0- 1	0- 1	AWAY	1- 1	2- 2	4- 1				
1- 1	0- 1	0- 0	NEUTRAL	0- 0	1- 0	0- 0				
4- 5	0- 1	0- 1	NON-CONFERENCE	1- 1	1- 2	2- 0				
2- 1	0- 0	0- 0	HOME	0- 0	0- 1	2- 0				
1- 3	0- 0	0- 1	AWAY	1- 1	0- 1	0- 0				
1- 1	0- 1	0- 0	NEUTRAL	0- 0	1- 0	0- 0				
13- 5	0- 2	0- 0	CONFERENCE	0- 0	4- 2	9- 1				
7- 2	0- 1	0- 0	HOME	0- 0	2- 1	5- 0				
6- 3	0- 1	0- 0	AWAY	0- 0	2- 1	4- 1				
0- 0	0- 0	0- 0	NEUTRAL	0- 0	0- 0	0- 0				

RPI 1-25				RPI 26-50				RPI 51-100 Team's RPI: 85				RPI 101+			
RPI	S	Opponent	Score	RPI	S	Opponent	Score	RPI	S	Opponent	Score	RPI	S	Opponent	Score
10	A	Gonzaga	44 59	38	A	Arizona St.	52 60	66	A	Fresno St.	71 65	106	H	Utah	73 77
10	H	Gonzaga	43 55					86	A	Boise St.	55 66	107	A	Washington St.	50 67
18	N	Oregon St.	34 65									114	A	San Diego	45 51
												114	H	San Diego	52 36
												130	A	Pacific	76 66
												130	H	Pacific	65 54
												132	A	Portland	66 54
												132	H	Portland	48 57
												148	N	San Jose St.	75 56
												187	A	Pepperdine	65 47
												187	H	Pepperdine	66 64
												191	A	Santa Clara	60 51
												191	H	Santa Clara	71 48
												202	A	Saint Mary's (CA)	65 55
												202	H	Saint Mary's (CA)	60 39
												215	A	San Francisco	58 60
												215	H	San Francisco	57 44
												279	H	Utah St.	67 50
												290	H	Utah Valley	71 57
												295	A	LMU (CA)	59 44
												295	H	LMU (CA)	57 42
LAST 10 Division I															
295	H	LMU (CA)	57 42	202	H	Saint Mary's (CA)	60 39								
187	H	Pepperdine	66 64	114	A	San Diego	45 51								
215	A	San Francisco	58 60	10	A	Gonzaga	44 59								
191	A	Santa Clara	60 51	132	A	Portland	66 54								
130	H	Pacific	65 54	191	H	Santa Clara	71 48								

Non-Div I Games: Tex. A&amp;M-Kingsville90 38

BYU

Loss, Non-Conf, S Site, H Home A Away N Neutral

Average RPI Win:	175	WON-LOST	WINNING	LAST 10	STRENGTH OF	OPP. STRENGTH	TEAM	ADJ.	CONF.	ADJ CONF.
Average RPI Loss:	99	RECORD	PCT. RANK	GAMES	SCHEDULE	OF SCHEDULE	RPI	RPI	RPI	RPI
DIV. I ONLY	19- 9	69	7-3	137	97	71	71	10	10	
DIV. I NON-CONF.	7- 4	100	0	232	108	123	123	10	10	
TOTALS	RPI 1-25	RPI 26-50	W-L RECORDS	RPI 51-100	RPI 101-150	RPI 150+				
19- 9	1- 1	0- 1	OVERALL	2- 4	4- 1	12- 2				
11- 1	1- 0	0- 1	HOME	2- 0	2- 0	6- 0				
5- 7	0- 1	0- 0	AWAY	0- 4	1- 0	4- 2				
3- 1	0- 0	0- 0	NEUTRAL	0- 0	1- 1	2- 0				
7- 4	0- 0	0- 1	NON-CONFERENCE	1- 2	1- 1	5- 0				
2- 1	0- 0	0- 1	HOME	1- 0	0- 0	1- 0				
2- 2	0- 0	0- 0	AWAY	0- 2	0- 0	2- 0				
3- 1	0- 0	0- 0	NEUTRAL	0- 0	1- 1	2- 0				
12- 5	1- 1	0- 0	CONFERENCE	1- 2	3- 0	7- 2				
9- 0	1- 0	0- 0	HOME	1- 0	2- 0	5- 0				
3- 5	0- 1	0- 0	AWAY	0- 2	1- 0	2- 2				
0- 0	0- 0	0- 0	NEUTRAL	0- 0	0- 0	0- 0				

RPI 1-25				RPI 26-50				RPI 51-100				RPI 101+ Team's RPI: 71			
RPI	S	Opponent	Score	RPI	S	Opponent	Score	RPI	S	Opponent	Score	RPI	S	Opponent	Score
16	A	Central Mich.	39 66	27	H	Western Ky.	86 91	76	A	Cincinnati	56 63	121	A	Buffalo	69 58
16	H	Central Mich.	67 62					77	A	IUPUI	48 65	121	H	Buffalo	69 65
								88	A	Ohio	71 79	125	N	Lehigh	54 52
								94	H	Butler	74 70	134	H	Western Mich.	68 65
								98	A	Kent St.	68 69	146	N	Wisconsin	56 67
								98	H	Kent St.	66 62	156	H	Akron	60 52
												159	A	Toledo	60 58
												159	H	Toledo	66 60
												183	A	Eastern Mich.	58 61
												183	H	Eastern Mich.	59 54
												184	A	Northern Ill.	62 70
												184	H	Northern Ill.	97 89
												188	N	Providence	52 51
												227	H	Miami (OH)	80 63
												228	A	New Mexico	70 57
												241	A	Bowling Green	86 80
												264	H	Xavier	70 49
												295	N	LMU (CA)	77 72
												340	A	Purdue Fort Wayne	83 52
LAST 10 Division I															
184	A	Northern Ill.	62 70	121	A	Buffalo	69 58								
16	H	Central Mich.	67 62	159	A	Toledo	60 58								
159	H	Toledo	66 60	156	H	Akron	60 52								
183	A	Eastern Mich.	58 61	134	H	Western Mich.	68 65								
184	H	Northern Ill.	97 89	98	A	Kent St.	68 69								

Non-Div I Games: Urbana 84 49

Ball St.

■ Loss, 
 ■ Non-Conf, 
 ■ S Site, 
 ■ Home 
 ■ A Away 
 N Neutral

Average RPI Win: 115		WON-LOST	WINNING	LAST 10	STRENGTH OF	OPP. STRENGTH	TEAM	ADJ.	CONF.	ADJ CONF.
Average RPI Loss: 1		RECORD	PCT. RANK	GAMES	SCHEDULE	OF SCHEDULE	RPI	RPI	RPI	RPI
DIV. I ONLY		28- 1	2	10-0	49	3	4	4	3	3
DIV. I NON-CONF.		11- 1	13	0	187	11	38	38	3	3
TOTALS		RPI 1-25	RPI 26-50		W-L RECORDS		RPI 51-100	RPI 101-150	RPI 150+	
28- 1	4- 1	3- 0		OVERALL		10- 0	5- 0	6- 0		
17- 0	1- 0	2- 0		HOME		6- 0	2- 0	6- 0		
9- 0	2- 0	1- 0		AWAY		4- 0	2- 0	0- 0		
2- 1	1- 1	0- 0		NEUTRAL		0- 0	1- 0	0- 0		
11- 1	2- 1	0- 0		NON-CONFERENCE		2- 0	1- 0	6- 0		
8- 0	0- 0	0- 0		HOME		2- 0	0- 0	6- 0		
1- 0	1- 0	0- 0		AWAY		0- 0	0- 0	0- 0		
2- 1	1- 1	0- 0		NEUTRAL		0- 0	1- 0	0- 0		
17- 0	2- 0	3- 0		CONFERENCE		8- 0	4- 0	0- 0		
9- 0	1- 0	2- 0		HOME		4- 0	2- 0	0- 0		
8- 0	1- 0	1- 0		AWAY		4- 0	2- 0	0- 0		
0- 0	0- 0	0- 0		NEUTRAL		0- 0	0- 0	0- 0		

RPI	S	Opponent	Score	RPI	S	Opponent	Score	RPI	S	Opponent	Score	RPI	S	Opponent	Score
1	N	South Carolina	59 74	41	A	Texas	64 44	56	A	West Virginia	64 39	107	N	Washington St.	89 66
6	A	UConn	74 58	41	H	Texas	69 53	56	H	West Virginia	91 51	124	A	Kansas	90 47
14	N	Indiana	77 62	50	H	Iowa St.	83 62	58	A	Oklahoma St.	69 42	124	H	Kansas	97 44
21	A	TCU	66 57					58	H	Oklahoma St.	94 48	142	A	Texas Tech	77 62
21	H	TCU	81 62					60	H	Georgia	72 38	142	H	Texas Tech	87 79
								69	H	South Fla.	58 46	246	H	Arkansas St.	111 43
								75	A	Kansas St.	54 40	260	H	Lamar University	90 28
								75	H	Kansas St.	83 58	262	H	New Hampshire	97 29
								83	A	Oklahoma	77 56	282	H	Morehead St.	94 47
								83	H	Oklahoma	101 69	320	H	Houston Baptist	112 42
												347	H	Grambling	120 46
LAST 10 Division I															
41	H	Texas	69 53	58	A	Oklahoma St.	69 42								
75	H	Kansas St.	83 58	21	H	TCU	81 62								
56	A	West Virginia	64 39	75	A	Kansas St.	54 40								
83	H	Oklahoma	101 69	124	H	Kansas	97 44								
142	A	Texas Tech	77 62	41	A	Texas	64 44								

Non-Div I Games:

Baylor

■ Loss, 
 ■ Non-Conf, S Site, 
 ■ Home 
 ■ Away 
 N Neutral

SCHEDULE				THROUGH GAMES OF MARCH 97, 1910						
Average RPI Win:	218	WON-LOST	WINNING	LAST 10	STRENGTH OF	OPP. STRENGTH	TEAM	ADJ.	CONF.	ADJ CONF.
Average RPI Loss:	75	RECORD	PCT. RANK	GAMES	SCHEDULE	OF SCHEDULE	RPI	RPI	RPI	RPI
DIV. I ONLY	22- 9	58	9-1		108	185	55	55	20	20
DIV. I NON-CONF.	5- 6	187	0		17	10	73	73	23	23
-----										
TOTALS	RPI 1-25		RPI 26-50		W-L RECORDS		RPI 51-100		RPI 101-150	
22- 9	0- 1		1- 5		OVERALL		2- 1		0- 0	
13- 0	0- 0		1- 0		HOME		1- 0		0- 0	
8- 6	0- 0		0- 4		AWAY		1- 0		0- 0	
1- 3	0- 1		0- 1		NEUTRAL		0- 1		0- 0	
5- 6	0- 1		1- 4		NON-CONFERENCE		1- 0		0- 0	
4- 0	0- 0		1- 0		HOME		1- 0		0- 0	
1- 4	0- 0		0- 3		AWAY		0- 0		0- 0	
0- 2	0- 1		0- 1		NEUTRAL		0- 0		0- 0	
17- 3	0- 0		0- 1		CONFERENCE		1- 1		0- 0	
9- 0	0- 0		0- 0		HOME		0- 0		0- 0	
7- 2	0- 0		0- 1		AWAY		1- 0		0- 0	
1- 1	0- 0		0- 0		NEUTRAL		0- 1		0- 0	

RPI 1-25					
RPI	S	Opponent	Score		
3	N	Maryland	26	90	
RPI 26-50					
RPI	S	Opponent	Score		
27	A	Western Ky.	46	77	
29	A	Marquette	51	53	
31	A	Arkansas	60	91	
34	H	UCF	72	37	
40	N	Virginia Tech	58	60	
42	A	UT Martin	57	74	
RPI 51-100 Team's RPI: 55					
RPI	S	Opponent	Score		
51	H	Middle Tenn.	68	57	
97	A	Southeast Mo. St.	57	45	
97	N	Southeast Mo. St.	99	114	
RPI 101+					
RPI	S	Opponent	Score		
159	A	Toledo	48	53	
169	A	Austin Peay	53	52	
169	H	Austin Peay	69	46	
169	N	Austin Peay	76	73	
174	H	Northern Ky.	62	45	
199	H	Eastern Ill.	69	45	
207	A	Tennessee Tech	59	47	
207	H	Tennessee Tech	68	52	
209	H	Chattanooga	63	50	
235	A	Murray St.	86	56	
235	H	Murray St.	70	53	
244	A	Jacksonville St.	41	60	
244	H	Jacksonville St.	61	49	
256	A	Lipscomb	69	68	
282	A	Morehead St.	63	56	
282	H	Morehead St.	71	62	
288	A	Eastern Ky.	85	46	
288	H	Eastern Ky.	68	48	
333	A	Tennessee St.	84	51	
333	H	Tennessee St.	70	58	
338	H	SIUE	69	48	
LAST 10 Division I					
97	N	Southeast Mo. St.	99	114	
169	N	Austin Peay	76	73	
333	A	Tennessee St.	84	51	
207	H	Tennessee Tech	68	52	
288	A	Eastern Ky.	85	46	
282	A	Morehead St.	63	56	
244	H	Jacksonville St.	61	49	
333	H	Tennessee St.	70	58	
169	H	Austin Peay	69	46	
235	H	Murray St.	70	53	

Non-Div I Games:

Belmont

■ Loss, ■ Non-Conf, S Site, H Home A Away N Neutral

## Bethune-Cookman

Through Games Of March 6, 2020

Average RPI Win:	271	WON-LOST	WINNING	LAST 10	STRENGTH OF	OPP. STRENGTH	TEAM	ADJ.	CONF.	ADJ CONF.
Average RPI Loss:	79	RECORD	PCT. RANK	GAMES	SCHEDULE	OF SCHEDULE	RPI	RPI	RPI	RPI
DIV. I ONLY	21- 5	25	10-0	324	297	112	112	29	29	
DIV. I NON-CONF.	6- 4	123	0	258	91	142	142	29	29	
TOTALS	RPI 1-25	RPI 26-50	W-L RECORDS	RPI 51-100	RPI 101-150	RPI 150+				
21- 5	0- 1	0- 1	OVERALL	0- 1	0- 1	21- 1				
9- 2	0- 1	0- 1	HOME	0- 0	0- 0	9- 0				
11- 3	0- 0	0- 0	AWAY	0- 1	0- 1	11- 1				
1- 0	0- 0	0- 0	NEUTRAL	0- 0	0- 0	1- 0				
6- 4	0- 1	0- 1	NON-CONFERENCE	0- 1	0- 1	6- 0				
1- 2	0- 1	0- 1	HOME	0- 0	0- 0	1- 0				
4- 2	0- 0	0- 0	AWAY	0- 1	0- 1	4- 0				
1- 0	0- 0	0- 0	NEUTRAL	0- 0	0- 0	1- 0				
15- 1	0- 0	0- 0	CONFERENCE	0- 0	0- 0	15- 1				
8- 0	0- 0	0- 0	HOME	0- 0	0- 0	8- 0				
7- 1	0- 0	0- 0	AWAY	0- 0	0- 0	7- 1				
0- 0	0- 0	0- 0	NEUTRAL	0- 0	0- 0	0- 0				

RPI 1-25				RPI 26-50				RPI 51-100				RPI 101+ Team's RPI: 112			
RPI	S	Opponent	Score	RPI	S	Opponent	Score	RPI	S	Opponent	Score	RPI	S	Opponent	Score
16	H	Central Mich.	67 92	43	H	Troy	62 68	67	A	Alabama	49 60	111	A	Auburn	56 74
												151	A	Jacksonville	53 52
												157	A	Norfolk St.	51 61
												157	H	Norfolk St.	68 62
												165	A	N.C. A&T	69 58
												165	H	N.C. A&T	70 50
												224	A	Stetson	59 55
												230	H	Morgan St.	74 65
												243	N	Appalachian St.	61 44
												261	A	Howard	75 59
												261	H	Howard	88 59
												277	A	Delaware St.	66 55
												292	A	N.C. Central	70 55
												292	H	N.C. Central	73 52
												300	H	Ga. Southern	75 57
												305	A	FIU	65 60
												317	A	UMES	62 53
												336	H	Coppin St.	82 51
												339	A	Florida A&M	78 57
												339	H	Florida A&M	66 64
												343	A	Charleston So.	81 41
												350	A	South Carolina St.	66 55
												350	H	South Carolina St.	86 70
LAST 10 Division I															
339	H	Florida A&M	66 64	317	A	UMES	62 53								
292	A	N.C. Central	70 55	261	H	Howard	88 59								
157	H	Norfolk St.	68 62	165	H	N.C. A&T	70 50								
350	H	South Carolina St.	86 70	339	A	Florida A&M	78 57								
277	A	Delaware St.	66 55	350	A	South Carolina St.	66 55								

Non-Div I Games: Edward Waters 79 46 Palm Beach Atl. 68 45

Bethune-Cookman

■ Loss, 
 ■ Non-Conf, 
 ■ S Site, 
 ■ Home 
 ■ Away 
 N Neutral



Binghamton

Through Games Of March 6, 2020

Average RPI Win:	273	WON-LOST	WINNING	LAST 10	STRENGTH OF	OPP. STRENGTH	TEAM	ADJ.	CONF.	ADJ CONF.
Average RPI Loss:	182	RECORD	PCT. RANK	GAMES	SCHEDULE	OF SCHEDULE	RPI	RPI	RPI	RPI
DIV. I ONLY	21- 8	50	8-2	345	284	163	163	26	26	
DIV. I NON-CONF.	10- 2	29	0	332	288	128	128	27	27	
TOTALS	RPI 1-25	RPI 26-50	W-L RECORDS	RPI 51-100	RPI 101-150	RPI 150+				
21- 8	0- 0	0- 0	OVERALL	0- 2	0- 1	21- 5				
12- 2	0- 0	0- 0	HOME	0- 1	0- 0	12- 1				
8- 5	0- 0	0- 0	AWAY	0- 1	0- 1	8- 3				
1- 1	0- 0	0- 0	NEUTRAL	0- 0	0- 0	1- 1				
10- 2	0- 0	0- 0	NON-CONFERENCE	0- 0	0- 1	10- 1				
5- 0	0- 0	0- 0	HOME	0- 0	0- 0	5- 0				
4- 1	0- 0	0- 0	AWAY	0- 0	0- 1	4- 0				
1- 1	0- 0	0- 0	NEUTRAL	0- 0	0- 0	1- 1				
11- 6	0- 0	0- 0	CONFERENCE	0- 2	0- 0	11- 4				
7- 2	0- 0	0- 0	HOME	0- 1	0- 0	7- 1				
4- 4	0- 0	0- 0	AWAY	0- 1	0- 0	4- 3				
0- 0	0- 0	0- 0	NEUTRAL	0- 0	0- 0	0- 0				

RPI S	Opponent	Score	RPI S	Opponent	Score	RPI S	Opponent	Score	RPI S	Opponent	Score	Team's RPI: 163
						82	A Stony Brook	54 58	116	A Miami (FL)	56 79	
						82	H Stony Brook	60 67	166	H Lafayette	74 64	
									168	A Maine	65 75	
									168	H Maine	73 63	
									169	N Austin Peay	63 80	
									183	H Eastern Mich.	78 67	
									194	A Cornell	59 56	
									213	A UMass Lowell	62 58	
									213	H UMass Lowell	56 66	
									262	A New Hampshire	63 53	
									262	H New Hampshire	66 64	
									262	H New Hampshire	51 42	
									277	A Delaware St.	75 66	
									281	A Siena	89 62	
									289	H Niagara	74 55	
									293	A UMBC	61 43	
									293	H UMBC	66 58	
									294	H St. Bonaventure	78 67	
									303	A Fairleigh Dickinson	60 48	
									307	A Vermont	62 65	
									307	H Vermont	76 53	
									315	A Albany (NY)	53 56	
									315	H Albany (NY)	58 42	
									329	H NJIT	75 40	
									344	A Hartford	78 65	
									344	H Hartford	80 44	
LAST 10 Division I												
			262	H New Hampshire	51 42		307	H Vermont	76 53			
			262	H New Hampshire	66 64		82	A Stony Brook	54 58			
			293	H UMBC	66 58		168	A Maine	65 75			
			344	A Hartford	78 65		315	H Albany (NY)	58 42			
			213	A UMass Lowell	62 58		344	H Hartford	80 44			

Non-Div I Games: Bloomsburg 70 45

Binghamton

Loss, Non-Conf, S Site, H Home A Away N Neutral

RPI	S	Opponent	Score
347	N	Grambling	88 67

B  
i  
n  
g  
h  
a  
m  
t  
o  
n

B  
i  
n  
g  
h  
a  
m  
t  
o  
n

Binghamton

Average RPI Win:	215	WON-LOST	WINNING	LAST 10	STRENGTH OF	OPP. STRENGTH	TEAM	ADJ.	CONF.	ADJ CONF.
Average RPI Loss:	113	RECORD	PCT. RANK	GAMES	SCHEDULE	OF SCHEDULE	RPI	RPI	RPI	RPI
DIV. I ONLY	22- 9	58	9-1	139	158	86	86	17	17	
DIV. I NON-CONF.	6- 4	123	0	71	24	85	85	20	20	
TOTALS	RPI 1-25	RPI 26-50	W-L RECORDS	RPI 51-100	RPI 101-150	RPI 150+				
22- 9	0- 3	0- 0	OVERALL	2- 1	2- 2	18- 3				
11- 4	0- 1	0- 0	HOME	1- 1	1- 1	9- 1				
8- 5	0- 2	0- 0	AWAY	0- 0	1- 1	7- 2				
3- 0	0- 0	0- 0	NEUTRAL	1- 0	0- 0	2- 0				
6- 4	0- 3	0- 0	NON-CONFERENCE	1- 0	1- 1	4- 0				
4- 2	0- 1	0- 0	HOME	1- 0	0- 1	3- 0				
2- 2	0- 2	0- 0	AWAY	0- 0	1- 0	1- 0				
0- 0	0- 0	0- 0	NEUTRAL	0- 0	0- 0	0- 0				
16- 5	0- 0	0- 0	CONFERENCE	1- 1	1- 1	14- 3				
7- 2	0- 0	0- 0	HOME	0- 1	1- 0	6- 1				
6- 3	0- 0	0- 0	AWAY	0- 0	0- 1	6- 2				
3- 0	0- 0	0- 0	NEUTRAL	1- 0	0- 0	2- 0				

RPI 1-25				RPI 26-50				RPI 51-100				RPI 101+			
RPI	S	Opponent	Score	RPI	S	Opponent	Score	RPI	S	Opponent	Score	RPI	S	Opponent	Score
5	A	Louisville	82 98					66	H	Fresno St.	80 85	104	A	UAB	83 81
8	H	Missouri St.	69 72					66	N	Fresno St.	80 76	107	H	Washington St.	68 80
21	A	TCU	65 77					85	H	BYU	66 55	148	A	San Jose St.	61 74
												148	H	San Jose St.	85 67
												164	A	Wyoming	68 73
												164	H	Wyoming	67 48
												164	N	Wyoming	79 71
												187	H	Pepperdine	76 74
												196	H	Portland St.	82 57
												220	A	UNLV	65 66
												220	H	UNLV	81 52
												228	A	New Mexico	95 76
												228	H	New Mexico	83 82
												234	A	Nevada	83 72
												234	H	Nevada	54 40
												242	A	San Diego St.	69 67
												242	H	San Diego St.	86 72
												273	A	Air Force	74 69
												273	H	Air Force	70 61
												273	N	Air Force	73 50
												279	A	Utah St.	65 59
												279	H	Utah St.	56 58
												290	H	Utah Valley	77 69
												291	A	Colorado St.	72 69
												312	A	Eastern Wash.	63 61
LAST 10 Division I															
				66	N	Fresno St.	80 76	148	H	San Jose St.	85 67				
				164	N	Wyoming	79 71	242	A	San Diego St.	69 67				
				273	N	Air Force	73 50	273	A	Air Force	74 69				
				220	H	UNLV	81 52	279	H	Utah St.	56 58				
				228	A	New Mexico	95 76	164	H	Wyoming	67 48				

Non-Div I Games: Lewis-Clark St. 88 34 Western Ore. 75 32

Boise St.

Loss, Non-Conf, S Site, H Home A Away N Neutral

Average RPI Win:	164	WON-LOST	WINNING	LAST 10	STRENGTH OF	OPP. STRENGTH	TEAM	ADJ.	CONF.	ADJ CONF.
Average RPI Loss:	59	RECORD	PCT. RANK	GAMES	SCHEDULE	OF SCHEDULE	RPI	RPI	RPI	RPI
DIV. I ONLY	20- 11	84	8-2	77	57	57	57	5	5	
DIV. I NON-CONF.	7- 4	100	0	99	179	80	80	4	4	
TOTALS	RPI 1-25	RPI 26-50	W-L RECORDS	RPI 51-100	RPI 101-150	RPI 150+				
20- 11	1- 5	1- 1	OVERALL	3- 3	6- 1	9- 1				
10- 4	0- 2	0- 0	HOME	1- 2	4- 0	5- 0				
7- 6	0- 3	1- 1	AWAY	2- 0	2- 1	2- 1				
3- 1	1- 0	0- 0	NEUTRAL	0- 1	0- 0	2- 0				
7- 4	0- 1	0- 0	NON-CONFERENCE	1- 1	1- 1	5- 1				
5- 0	0- 0	0- 0	HOME	1- 0	0- 0	4- 0				
1- 3	0- 1	0- 0	AWAY	0- 0	1- 1	0- 1				
1- 1	0- 0	0- 0	NEUTRAL	0- 1	0- 0	1- 0				
13- 7	1- 4	1- 1	CONFERENCE	2- 2	5- 0	4- 0				
5- 4	0- 2	0- 0	HOME	0- 2	4- 0	1- 0				
6- 3	0- 2	1- 1	AWAY	2- 0	1- 0	2- 0				
2- 0	1- 0	0- 0	NEUTRAL	0- 0	0- 0	1- 0				

RPI 1-25				RPI 26-50				RPI 51-100 Team's RPI: 57				RPI 101+			
RPI	S	Opponent	Score	RPI	S	Opponent	Score	RPI	S	Opponent	Score	RPI	S	Opponent	Score
5	A	Louisville	48 68	37	A	Florida St.	65 56	52	N	Charlotte	68 84	110	H	Wake Forest	67 54
5	H	Louisville	70 81	40	A	Virginia Tech	49 70	72	H	Virginia	52 69	116	H	Miami (FL)	75 64
11	A	Northwestern	63 66					81	A	Georgia Tech	55 48	118	A	Notre Dame	75 65
22	H	NC State	54 72					96	H	VCU	87 52	118	H	Notre Dame	56 55
25	A	Duke	73 85					99	A	Syracuse	88 81	128	A	Holy Cross	71 80
25	N	Duke	84 77					99	H	Syracuse	79 89	131	A	Boston U.	88 57
												149	H	North Carolina	93 75
												162	N	Tulane	89 76
												188	A	Providence	60 76
												212	H	Rhode Island	66 55
												213	H	UMass Lowell	89 46
												221	A	Clemson	70 68
												221	N	Clemson	85 73
												277	H	Delaware St.	109 69
												283	A	Pittsburgh	79 70
												283	H	Pittsburgh	70 59
												321	H	St. Francis Brooklyn	106 69
LAST 10 Division I															
25	N	Duke	84 77	283	H	Pittsburgh	70 59								
221	N	Clemson	85 73	149	H	North Carolina	93 75								
99	A	Syracuse	88 81	118	H	Notre Dame	56 55								
5	A	Louisville	48 68	221	A	Clemson	70 68								
116	H	Miami (FL)	75 64	99	H	Syracuse	79 89								

Non-Div I Games:

Boston College

■ Loss, 
 ■ Non-Conf, 
 ■ S Site, 
 ■ H Home 
 ■ A Away 
 N Neutral

Average RPI Win: <b>199</b>	WON-LOST	WINNING	LAST 10	STRENGTH OF	OPP. STRENGTH	TEAM	ADJ.	CONF.	ADJ CONF.
Average RPI Loss: <b>135</b>	RECORD	PCT. RANK	GAMES	SCHEDULE	OF SCHEDULE	RPI	RPI	RPI	RPI
DIV. I ONLY	17- 12	129	8-2	149	156	131	131	16	16
DIV. I NON-CONF.	5- 6	187	0	154	113	181	181	15	15
TOTALS	RPI 1-25	RPI 26-50	W-L RECORDS	RPI 51-100	RPI 101-150	RPI 150+			
17- 12	0- 0	1- 1	OVERALL	0- 2	5- 5	11- 4			
10- 5	0- 0	1- 0	HOME	0- 2	3- 3	6- 0			
7- 7	0- 0	0- 1	AWAY	0- 0	2- 2	5- 4			
0- 0	0- 0	0- 0	NEUTRAL	0- 0	0- 0	0- 0			
5- 6	0- 0	0- 0	NON-CONFERENCE	0- 2	1- 3	4- 1			
2- 4	0- 0	0- 0	HOME	0- 2	1- 2	1- 0			
3- 2	0- 0	0- 0	AWAY	0- 0	0- 1	3- 1			
0- 0	0- 0	0- 0	NEUTRAL	0- 0	0- 0	0- 0			
12- 6	0- 0	1- 1	CONFERENCE	0- 0	4- 2	7- 3			
8- 1	0- 0	1- 0	HOME	0- 0	2- 1	5- 0			
4- 5	0- 0	0- 1	AWAY	0- 0	2- 1	2- 3			
0- 0	0- 0	0- 0	NEUTRAL	0- 0	0- 0	0- 0			

RPI S	Opponent	Score	RPI S	Opponent	Score	RPI S	Opponent	Score	RPI S	Opponent	Score	Team's RPI: 131
49	A Bucknell	53 55	49	H Bucknell	52 48	53	H Marist	75 89	113	A Colgate	60 58	
						57	H Boston College	57 88	113	H Colgate	61 70	
									119	A California	62 73	
									123	H Harvard	39 66	
									125	A Lehigh	34 51	
									125	H Lehigh	48 47	
									128	A Holy Cross	62 51	
									128	H Holy Cross	76 70	
									145	H Massachusetts	45 58	
									147	H Northeastern	72 56	
									153	A UC Davis	68 75	
									166	A Lafayette	57 59	
									166	H Lafayette	47 40	
									168	A Maine	62 49	
									171	H Dartmouth	74 56	
									201	A American	54 55	
									201	H American	59 44	
									262	A New Hampshire	78 64	
									270	A Loyola Maryland	41 39	
									270	H Loyola Maryland	44 42	
									278	A Army West Point	72 66	
									278	H Army West Point	62 56	
									315	A Albany (NY)	60 58	
									319	A Navy	41 46	
									319	H Navy	71 56	
LAST 10 Division I												
278	H Army West Point	62 56	319	H Navy	71 56							
49	A Bucknell	53 55	113	A Colgate	60 58							
125	H Lehigh	48 47	128	A Holy Cross	62 51							
201	A American	54 55	49	H Bucknell	52 48							
166	H Lafayette	47 40	270	A Loyola Maryland	41 39							

Non-Div I Games:

Boston U.

## Bowling Green

Through Games Of March 6, 2020

Average RPI Win:	208	WON-LOST	WINNING	LAST 10	STRENGTH OF	OPP. STRENGTH	TEAM	ADJ.	CONF.	ADJ CONF.
Average RPI Loss:	133	RECORD	PCT. RANK	GAMES	SCHEDULE	OF SCHEDULE	RPI	RPI	RPI	RPI
DIV. I ONLY	8- 19	292	2-8	129	151	241	241	10	10	
DIV. I NON-CONF.	5- 5	164	0	193	262	153	153	10	10	
TOTALS	RPI 1-25	RPI 26-50	W-L RECORDS	RPI 51-100	RPI 101-150	RPI 150+				
8- 19	0- 1	0- 1	OVERALL	1- 4	1- 5	6- 8				
4- 7	0- 0	0- 0	HOME	1- 2	1- 1	2- 4				
3- 10	0- 1	0- 1	AWAY	0- 2	0- 3	3- 3				
1- 2	0- 0	0- 0	NEUTRAL	0- 0	0- 1	1- 1				
5- 5	0- 0	0- 1	NON-CONFERENCE	0- 0	0- 2	5- 2				
2- 0	0- 0	0- 0	HOME	0- 0	0- 0	2- 0				
2- 3	0- 0	0- 1	AWAY	0- 0	0- 1	2- 1				
1- 2	0- 0	0- 0	NEUTRAL	0- 0	0- 1	1- 1				
3- 14	0- 1	0- 0	CONFERENCE	1- 4	1- 3	1- 6				
2- 7	0- 0	0- 0	HOME	1- 2	1- 1	0- 4				
1- 7	0- 1	0- 0	AWAY	0- 2	0- 2	1- 2				
0- 0	0- 0	0- 0	NEUTRAL	0- 0	0- 0	0- 0				

RPI	S	Opponent	Score	RPI	S	Opponent	Score	RPI	S	Opponent	Score	RPI	S	Opponent	Score	Team's RPI: 241
16	A	Central Mich.	75 82	44	A	Purdue	74 81	71	H	Ball St.	80 86	120	N	Green Bay	54 73	
								88	A	Ohio	69 79	121	A	Buffalo	59 65	
								88	H	Ohio	82 68	121	H	Buffalo	56 62	
								98	A	Kent St.	47 61	134	A	Western Mich.	55 69	
								98	H	Kent St.	86 96	134	H	Western Mich.	72 63	
												143	A	Valparaiso	90 95	
												156	H	Akron	73 76	
												159	A	Toledo	72 79	
												161	A	Loyola Chicago	76 84	
												183	A	Eastern Mich.	61 78	
												183	H	Eastern Mich.	58 70	
												184	H	Northern Ill.	87 92	
												190	H	Cleveland St.	89 62	
												215	N	San Francisco	56 64	
												217	A	Milwaukee	63 51	
												227	A	Miami (OH)	82 69	
												227	H	Miami (OH)	59 80	
												240	A	Marshall	82 69	
												282	H	Morehead St.	79 65	
												286	N	California Baptist	98 60	
LAST 10 Division I																
227	A	Miami (OH)	82 69	16	A	Central Mich.	75 82									
98	H	Kent St.	86 96	183	H	Eastern Mich.	58 70									
88	H	Ohio	82 68	184	H	Northern Ill.	87 92									
121	H	Buffalo	56 62	98	A	Kent St.	47 61									
134	A	Western Mich.	55 69	227	H	Miami (OH)	59 80									

Non-Div I Games: Davis &amp; Elkins 91 52 Notre Dame (OH) 88 54

Bowling Green

Loss, Non-Conf, S Site, H Home A Away N Neutral



Average RPI Win:	250	WON-LOST	WINNING	LAST 10	STRENGTH OF	OPP. STRENGTH	TEAM	ADJ.	CONF.	ADJ CONF.
Average RPI Loss:	124	RECORD	PCT. RANK	GAMES	SCHEDULE	OF SCHEDULE	RPI	RPI	RPI	RPI
DIV. I ONLY	8- 18	285	2-8	98	184	211	211	7	7	
DIV. I NON-CONF.	6- 7	182	0	282	338	231	231	8	8	
TOTALS	RPI 1-25	RPI 26-50	W-L RECORDS	RPI 51-100	RPI 101-150	RPI 150+				
8- 18	0- 2	0- 0	OVERALL	0- 5	0- 6	8- 5				
2- 8	0- 1	0- 0	HOME	0- 2	0- 3	2- 2				
6- 9	0- 1	0- 0	AWAY	0- 3	0- 3	6- 2				
0- 1	0- 0	0- 0	NEUTRAL	0- 0	0- 0	0- 1				
6- 7	0- 0	0- 0	NON-CONFERENCE	0- 1	0- 2	6- 4				
1- 3	0- 0	0- 0	HOME	0- 0	0- 1	1- 2				
5- 3	0- 0	0- 0	AWAY	0- 1	0- 1	5- 1				
0- 1	0- 0	0- 0	NEUTRAL	0- 0	0- 0	0- 1				
2- 11	0- 2	0- 0	CONFERENCE	0- 4	0- 4	2- 1				
1- 5	0- 1	0- 0	HOME	0- 2	0- 2	1- 0				
1- 6	0- 1	0- 0	AWAY	0- 2	0- 2	1- 1				
0- 0	0- 0	0- 0	NEUTRAL	0- 0	0- 0	0- 0				

RPI 1-25				RPI 26-50				RPI 51-100				RPI 101+ Team's RPI: 211			
RPI	S	Opponent	Score	RPI	S	Opponent	Score	RPI	S	Opponent	Score	RPI	S	Opponent	Score
9	A	Princeton	39 <b>81</b>					53	A	Yale	72 <b>79</b>	108	A	Columbia	60 <b>74</b>
9	H	Princeton	48 <b>85</b>					53	H	Yale	40 <b>73</b>	108	H	Columbia	66 <b>76</b>
								64	A	Penn	60 <b>74</b>	123	A	Harvard	53 <b>68</b>
								64	H	Penn	73 <b>85</b>	123	H	Harvard	59 <b>63</b>
								69	A	South Fla.	60 <b>70</b>	128	H	Holy Cross	71 <b>83</b>
												145	A	Massachusetts	42 <b>95</b>
												168	H	Maine	76 70
												171	A	Dartmouth	83 71
												179	H	Merrimack	57 <b>72</b>
												194	A	Cornell	63 <b>74</b>
												194	H	Cornell	77 73
												212	N	Rhode Island	44 <b>89</b>
												231	A	Fairfield	58 44
												262	A	New Hampshire	76 68
												275	A	Longwood	76 <b>86</b>
												305	A	FIU	72 57
												323	A	Bryant	56 50
												323	H	Bryant	44 <b>45</b>
												345	A	Central Conn. St.	83 73
LAST 10 Division I															
123	H	Harvard	59 <b>63</b>	9	H	Princeton	48 <b>85</b>								
64	A	Penn	60 <b>74</b>	64	H	Penn	73 <b>85</b>								
9	A	Princeton	39 <b>81</b>	123	A	Harvard	53 <b>68</b>								
194	H	Cornell	77 73	171	A	Dartmouth	83 71								
108	H	Columbia	66 <b>76</b>	108	A	Columbia	60 <b>74</b>								

Non-Div I Games:

Brown

■ Loss, 
 ■ Non-Conf, 
 ■ S Site, 
 ■ H Home 
 ■ A Away 
 N Neutral



Average RPI Win:	293	WON-LOST	WINNING	LAST 10	STRENGTH OF	OPP. STRENGTH	TEAM	ADJ.	CONF.	ADJ CONF.
Average RPI Loss:	225	RECORD	PCT. RANK	GAMES	SCHEDULE	OF SCHEDULE	RPI	RPI	RPI	RPI
DIV. I ONLY	10- 19	274	5-5	347	317	323	323	30	30	
DIV. I NON-CONF.	2- 9	304	0	333	204	338	338	30	30	
TOTALS	RPI 1-25	RPI 26-50	W-L RECORDS	RPI 51-100	RPI 101-150	RPI 150+				
10- 19	0- 0	0- 0	OVERALL	0- 1	1- 3	9- 15				
5- 9	0- 0	0- 0	HOME	0- 0	0- 1	5- 8				
5- 10	0- 0	0- 0	AWAY	0- 1	1- 2	4- 7				
0- 0	0- 0	0- 0	NEUTRAL	0- 0	0- 0	0- 0				
2- 9	0- 0	0- 0	NON-CONFERENCE	0- 1	0- 1	2- 7				
1- 4	0- 0	0- 0	HOME	0- 0	0- 0	1- 4				
1- 5	0- 0	0- 0	AWAY	0- 1	0- 1	1- 3				
0- 0	0- 0	0- 0	NEUTRAL	0- 0	0- 0	0- 0				
8- 10	0- 0	0- 0	CONFERENCE	0- 0	1- 2	7- 8				
4- 5	0- 0	0- 0	HOME	0- 0	0- 1	4- 4				
4- 5	0- 0	0- 0	AWAY	0- 0	1- 1	3- 4				
0- 0	0- 0	0- 0	NEUTRAL	0- 0	0- 0	0- 0				

RPI S	Opponent	Score	RPI S	Opponent	Score	RPI S	Opponent	Score	RPI S	Opponent	Score	Team's RPI: 323
						92 A	Minnesota	56 101	115 A	Robert Morris	39 69	
									128 A	Holy Cross	75 87	
									150 A	Mt. St. Mary's	72 67	
									150 H	Mt. St. Mary's	70 76	
									179 A	Merrimack	66 78	
									179 H	Merrimack	53 61	
									188 H	Providence	32 76	
									204 A	Illinois	55 69	
									211 A	Brown	45 44	
									211 H	Brown	50 56	
									213 H	UMass Lowell	35 55	
									262 H	New Hampshire	56 68	
									269 A	Saint Francis (PA)	58 64	
									269 H	Saint Francis (PA)	60 63	
									278 A	Army West Point	75 81	
									299 A	Sacred Heart	48 52	
									299 H	Sacred Heart	49 60	
									303 A	Fairleigh Dickinson	57 45	
									303 H	Fairleigh Dickinson	55 47	
									306 A	Wagner	65 53	
									306 H	Wagner	45 58	
									307 A	Vermont	66 71	
									315 H	Albany (NY)	68 55	
									321 A	St. Francis Brooklyn	77 80	
									321 H	St. Francis Brooklyn	78 59	
									334 H	LIU Brooklyn	57 53	
LAST 10 Division I												
			306 A	Wagner	65 53		179 H	Merrimack	53 61			
			299 H	Sacred Heart	49 60		345 A	Central Conn. St.	62 51			
			303 H	Fairleigh Dickinson	55 47		321 H	St. Francis Brooklyn	78 59			
			299 A	Sacred Heart	48 52		345 H	Central Conn. St.	59 47			
			321 A	St. Francis Brooklyn	77 80		115 A	Robert Morris	39 69			

Non-Div I Games:

Bryant

■ Loss, 
 ■ Non-Conf, 
 S Site, 
 ■ Home 
 ■ Away 
 N Neutral

B  
r  
y  
a  
n  
t

RPI S Opponent Score

Bryant

Through Games Of March 6, 2020

RPI	S	Opponent	Score
345	A	Central Conn. St.	62 51
345	H	Central Conn. St.	59 47

B  
r  
y  
a  
n  
t

Bryant

# Bucknell

Through Games Of March 6, 2020

Average RPI Win: <b>198</b>	WON-LOST	WINNING	LAST 10	STRENGTH OF	OPP. STRENGTH	TEAM	ADJ.	CONF.	ADJ CONF.
Average RPI Loss: <b>142</b>	RECORD	PCT. RANK	GAMES	SCHEDULE	OF SCHEDULE	RPI	RPI	RPI	RPI
DIV. I ONLY	23- 6	27	9-1	165	168	49	49	16	16
DIV. I NON-CONF.	7- 4	100	0	155	188	98	98	15	15
TOTALS	RPI 1-25	RPI 26-50	W-L RECORDS	RPI 51-100	RPI 101-150	RPI 150+			
23- 6	0- 0	1- 0	OVERALL	1- 2	7- 2	14- 2			
12- 1	0- 0	1- 0	HOME	0- 0	4- 1	7- 0			
9- 5	0- 0	0- 0	AWAY	0- 2	3- 1	6- 2			
2- 0	0- 0	0- 0	NEUTRAL	1- 0	0- 0	1- 0			
7- 4	0- 0	1- 0	NON-CONFERENCE	1- 2	0- 1	5- 1			
3- 1	0- 0	1- 0	HOME	0- 0	0- 1	2- 0			
2- 3	0- 0	0- 0	AWAY	0- 2	0- 0	2- 1			
2- 0	0- 0	0- 0	NEUTRAL	1- 0	0- 0	1- 0			
16- 2	0- 0	0- 0	CONFERENCE	0- 0	7- 1	9- 1			
9- 0	0- 0	0- 0	HOME	0- 0	4- 0	5- 0			
7- 2	0- 0	0- 0	AWAY	0- 0	3- 1	4- 1			
0- 0	0- 0	0- 0	NEUTRAL	0- 0	0- 0	0- 0			

RPI 1-25			RPI 26-50		Team's RPI: 49		RPI 51-100			RPI 101+					
RPI	S	Opponent	Score	RPI	S	Opponent	Score	RPI	S	Opponent	Score	RPI	S	Opponent	Score
39	H	Drexel	60 49	72	A	Virginia	60 84	113	A	Colgate	76 65				
				76	N	Cincinnati	56 48	113	H	Colgate	66 43				
				82	A	Stony Brook	73 78	117	H	Temple	61 72				
								125	A	Lehigh	71 50				
								125	H	Lehigh	67 56				
								128	A	Holy Cross	51 40				
								128	H	Holy Cross	63 45				
								131	A	Boston U.	48 52				
								131	H	Boston U.	55 53				
								166	A	Lafayette	57 47				
								166	H	Lafayette	50 36				
								182	A	Quinnipiac	69 76				
								201	A	American	60 57				
								201	H	American	68 43				
								249	A	George Mason	64 51				
								261	N	Howard	70 60				
								269	A	Saint Francis (PA)	70 46				
								270	A	Loyola Maryland	50 60				
								270	H	Loyola Maryland	66 42				
								278	A	Army West Point	63 52				
								278	H	Army West Point	77 46				
								294	H	St. Bonaventure	68 60				
								298	H	Monmouth	71 37				
								319	A	Navy	61 34				
								319	H	Navy	75 65				
LAST 10 Division I															
166	A	Lafayette	57 47	201	A	American	60 57								
131	H	Boston U.	55 53	319	H	Navy	75 65								
113	A	Colgate	76 65	270	H	Loyola Maryland	66 42								
125	H	Lehigh	67 56	131	A	Boston U.	48 52								
128	H	Holy Cross	63 45	278	H	Army West Point	77 46								

LAST 10 Division I											
166	A	Lafayette	57	47	201	A	American	60	57		
131	H	Boston U.	55	53	319	H	Navy	75	65		
113	A	Colgate	76	65	270	H	Loyola Maryland	66	42		
125	H	Lehigh	67	56	131	A	Boston U.	48	52		
128	H	Holy Cross	63	45	278	H	Army West Point	77	46		

Non-Div I Games:

Bucknell

Loss, Non-Conf, S Site, H Home A Away N Neutral

## Buffalo

Through Games Of March 6, 2020

Average RPI Win:	194	WON-LOST	WINNING	LAST 10	STRENGTH OF	OPP. STRENGTH	TEAM	ADJ.	CONF.	ADJ CONF.
Average RPI Loss:	108	RECORD	PCT. RANK	GAMES	SCHEDULE	OF SCHEDULE	RPI	RPI	RPI	RPI
DIV. I ONLY	17- 11	108	4-6	170	118	121	121	10	10	
DIV. I NON-CONF.	9- 2	37	0	197	169	53	53	10	10	
TOTALS	RPI 1-25	RPI 26-50	W-L RECORDS	RPI 51-100	RPI 101-150	RPI 150+				
17- 11	0- 2	2- 0	OVERALL	2- 3	1- 2	12- 4				
8- 5	0- 1	1- 0	HOME	0- 2	1- 0	6- 2				
7- 6	0- 1	0- 0	AWAY	2- 1	0- 2	5- 2				
2- 0	0- 0	1- 0	NEUTRAL	0- 0	0- 0	1- 0				
9- 2	0- 1	2- 0	NON-CONFERENCE	0- 0	1- 1	6- 0				
5- 0	0- 0	1- 0	HOME	0- 0	1- 0	3- 0				
2- 2	0- 1	0- 0	AWAY	0- 0	0- 1	2- 0				
2- 0	0- 0	1- 0	NEUTRAL	0- 0	0- 0	1- 0				
8- 9	0- 1	0- 0	CONFERENCE	2- 3	0- 1	6- 4				
3- 5	0- 1	0- 0	HOME	0- 2	0- 0	3- 2				
5- 4	0- 0	0- 0	AWAY	2- 1	0- 1	3- 2				
0- 0	0- 0	0- 0	NEUTRAL	0- 0	0- 0	0- 0				

RPI 1-25				RPI 26-50				RPI 51-100				RPI 101+ Team's RPI: 121			
RPI	S	Opponent	Score	RPI	S	Opponent	Score	RPI	S	Opponent	Score	RPI	S	Opponent	Score
7	A	Stanford	69 88	39	N	Drexel	63 59	71	A	Ball St.	65 69	108	H	Columbia	82 75
16	H	Central Mich.	93 98	48	H	Dayton	67 59	71	H	Ball St.	58 69	134	A	Western Mich.	62 74
								88	A	Ohio	63 62	148	A	San Jose St.	88 95
								88	H	Ohio	65 76	156	A	Akron	76 61
								98	A	Kent St.	57 44	156	H	Akron	63 69
												159	A	Toledo	59 71
												159	H	Toledo	62 78
												171	H	Dartmouth	73 49
												183	H	Eastern Mich.	66 63
												184	A	Northern Ill.	63 64
												201	N	American	73 55
												227	A	Miami (OH)	86 72
												227	H	Miami (OH)	88 72
												241	A	Bowling Green	62 56
												241	H	Bowling Green	65 59
												289	A	Niagara	81 67
												294	A	St. Bonaventure	46 36
												337	H	Canisius	71 55
												345	H	Central Conn. St.	61 56
LAST 10 Division I															
156	A	Akron	76 61	71	H	Ball St.	58 69	134	A	Western Mich.	62 74	159	H	Toledo	62 78
88	A	Ohio	63 62	156	H	Central Mich.	93 98	184	A	Northern Ill.	63 64				
227	H	Miami (OH)	88 72												
241	A	Bowling Green	62 56												
156	H	Akron	63 69												

Non-Div I Games:

Buffalo

■ Loss, 
■ Non-Conf, 
■ S Site, 
■ H Home 
■ A Away 
N Neutral

Average RPI Win:	182	WON-LOST	WINNING	LAST 10	STRENGTH OF	OPP. STRENGTH	TEAM	ADJ.	CONF.	ADJ CONF.
Average RPI Loss:	48	RECORD	PCT. RANK	GAMES	SCHEDULE	OF SCHEDULE	RPI	RPI	RPI	RPI
DIV. I ONLY	19- 10	77	6-4	121	74	94	94	6	6	
DIV. I NON-CONF.	8- 3	68	0	202	143	118	118	6	6	
TOTALS	RPI 1-25	RPI 26-50	W-L RECORDS	RPI 51-100	RPI 101-150	RPI 150+				
19- 10	0- 3	3- 1	OVERALL	4- 6	0- 0	12- 0				
13- 4	0- 2	2- 0	HOME	2- 2	0- 0	9- 0				
5- 5	0- 1	1- 1	AWAY	1- 3	0- 0	3- 0				
1- 1	0- 0	0- 0	NEUTRAL	1- 1	0- 0	0- 0				
8- 3	0- 1	0- 0	NON-CONFERENCE	2- 2	0- 0	6- 0				
7- 1	0- 1	0- 0	HOME	1- 0	0- 0	6- 0				
0- 1	0- 0	0- 0	AWAY	0- 1	0- 0	0- 0				
1- 1	0- 0	0- 0	NEUTRAL	1- 1	0- 0	0- 0				
11- 7	0- 2	3- 1	CONFERENCE	2- 4	0- 0	6- 0				
6- 3	0- 1	2- 0	HOME	1- 2	0- 0	3- 0				
5- 4	0- 1	1- 1	AWAY	1- 2	0- 0	3- 0				
0- 0	0- 0	0- 0	NEUTRAL	0- 0	0- 0	0- 0				

RPI 1-25				RPI 26-50				RPI 51-100 Team's RPI: 94				RPI 101+			
RPI	S	Opponent	Score	RPI	S	Opponent	Score	RPI	S	Opponent	Score	RPI	S	Opponent	Score
14	H	Indiana	53 64	29	A	Marquette	54 76	60	N	Georgia	36 69	156	H	Akron	76 55
20	A	DePaul	60 89	29	H	Marquette	61 55	61	A	St. John's (NY)	80 85	181	H	High Point	74 52
20	H	DePaul	65 80	46	A	Creighton	73 67	61	H	St. John's (NY)	42 67	188	A	Providence	50 47
				46	H	Creighton	76 61	71	A	Ball St.	70 74	188	H	Providence	51 42
								74	A	Seton Hall	53 66	254	A	Georgetown	47 46
								74	H	Seton Hall	62 67	254	H	Georgetown	60 42
								77	H	IUPUI	64 61	264	A	Xavier	78 70
								78	A	Villanova	58 41	264	H	Xavier	63 61
								78	H	Villanova	63 61	288	H	Eastern Ky.	73 41
								88	N	Ohio	60 55	306	H	Wagner	74 58
												332	H	Detroit Mercy	82 60
												340	H	Purdue Fort Wayne	85 58
LAST 10 Division I															
74	A	Seton Hall	53 66	20	A	DePaul	60 89								
61	A	St. John's (NY)	80 85	78	H	Villanova	63 61								
188	H	Providence	51 42	254	H	Georgetown	60 42								
46	H	Creighton	76 61	264	H	Xavier	63 61								
29	A	Marquette	54 76	46	A	Creighton	73 67								

Non-Div I Games:

Butler

CSU Bakersfield

Through Games Of March 6, 2020

Average RPI Win:	254	WON-LOST	WINNING	LAST 10	STRENGTH OF	OPP. STRENGTH	TEAM	ADJ.	CONF.	ADJ CONF.
Average RPI Loss:	230	RECORD	PCT. RANK	GAMES	SCHEDULE	OF SCHEDULE	RPI	RPI	RPI	RPI
DIV. I ONLY	12- 13	189	3-7	298	322	252	252	31	31	
DIV. I NON-CONF.	5- 5	164	0	114	178	139	139	32	32	
TOTALS	RPI 1-25	RPI 26-50	W-L RECORDS	RPI 51-100	RPI 101-150	RPI 150+				
12- 13	0- 2	0- 0	OVERALL	0- 0	2- 1	10- 10				
8- 4	0- 0	0- 0	HOME	0- 0	2- 0	6- 4				
4- 9	0- 2	0- 0	AWAY	0- 0	0- 1	4- 6				
0- 0	0- 0	0- 0	NEUTRAL	0- 0	0- 0	0- 0				
5- 5	0- 2	0- 0	NON-CONFERENCE	0- 0	2- 1	3- 2				
5- 0	0- 0	0- 0	HOME	0- 0	2- 0	3- 0				
0- 5	0- 2	0- 0	AWAY	0- 0	0- 1	0- 2				
0- 0	0- 0	0- 0	NEUTRAL	0- 0	0- 0	0- 0				
7- 8	0- 0	0- 0	CONFERENCE	0- 0	0- 0	7- 8				
3- 4	0- 0	0- 0	HOME	0- 0	0- 0	3- 4				
4- 4	0- 0	0- 0	AWAY	0- 0	0- 0	4- 4				
0- 0	0- 0	0- 0	NEUTRAL	0- 0	0- 0	0- 0				

RPI 1-25				RPI 26-50			RPI 51-100			RPI 101+			Team's RPI: 252
RPI	S	Opponent	Score	RPI	S	Opponent	Score	RPI	S	Opponent	Score		
10	A	Gonzaga	48 92							130	H	Pacific	80 70
18	A	Oregon St.	50 69							138	A	Washington	49 80
										148	H	San Jose St.	75 71
										167	A	Wright St.	60 65
										205	A	UMKC	43 58
										205	H	UMKC	70 60
										238	A	Grand Canyon	59 54
										245	H	North Texas	61 52
										247	H	UC Santa Barbara	66 62
										286	A	California Baptist	66 61
										286	H	California Baptist	53 55
										290	A	Utah Valley	55 53
										290	H	Utah Valley	56 63
										292	H	N.C. Central	80 71
										297	A	UTRGV	65 74
										297	H	UTRGV	52 66
										308	A	UC Riverside	52 53
										309	A	Seattle U	57 63
										309	H	Seattle U	55 43
										313	A	New Mexico St.	62 67
										313	H	New Mexico St.	60 59
										348	A	Chicago St.	58 51
										348	H	Chicago St.	58 60
LAST 10 Division I													
313	A	New Mexico St.	62 67	348	A	Chicago St.	58 51						
297	A	UTRGV	65 74	286	H	California Baptist	53 55						
309	H	Seattle U	55 43	297	H	UTRGV	52 66						
290	H	Utah Valley	56 63	313	H	New Mexico St.	60 59						
205	A	UMKC	43 58	309	A	Seattle U	57 63						

Non-Div I Games: Westcliff 100 44 Fresno Pacific 95 64 Cal St. Dom. Hills 83 74

CSU Bakersfield

Loss, Non-Conf, S Site, H Home A Away N Neutral

C  
S  
U  
NC  
S  
U  
N

Page 39

Average RPI Win:	285	WON-LOST	WINNING	LAST 10	STRENGTH OF	OPP. STRENGTH	TEAM	ADJ.	CONF.	ADJ CONF.
Average RPI Loss:	196	RECORD	PCT. RANK	GAMES	SCHEDULE	OF SCHEDULE	RPI	RPI	RPI	RPI
DIV. I ONLY	8- 17	283	5-5	274	289	310	310	28	28	
DIV. I NON-CONF.	2- 8	295	0	209	210	309	309	26	26	
TOTALS	RPI 1-25	RPI 26-50	W-L RECORDS	RPI 51-100	RPI 101-150	RPI 150+				
8- 17	0- 0	0- 2	OVERALL	0- 1	0- 0	8- 14				
6- 7	0- 0	0- 1	HOME	0- 1	0- 0	6- 5				
2- 10	0- 0	0- 1	AWAY	0- 0	0- 0	2- 9				
0- 0	0- 0	0- 0	NEUTRAL	0- 0	0- 0	0- 0				
2- 8	0- 0	0- 2	NON-CONFERENCE	0- 1	0- 0	2- 5				
2- 3	0- 0	0- 1	HOME	0- 1	0- 0	2- 1				
0- 5	0- 0	0- 1	AWAY	0- 0	0- 0	0- 4				
0- 0	0- 0	0- 0	NEUTRAL	0- 0	0- 0	0- 0				
6- 9	0- 0	0- 0	CONFERENCE	0- 0	0- 0	6- 9				
4- 4	0- 0	0- 0	HOME	0- 0	0- 0	4- 4				
2- 5	0- 0	0- 0	AWAY	0- 0	0- 0	2- 5				
0- 0	0- 0	0- 0	NEUTRAL	0- 0	0- 0	0- 0				

RPI S	Opponent	Score	RPI S	Opponent	Score	RPI S	Opponent	Score	RPI S	Opponent	Score	Team's RPI: 310
32	H Old Dominion	55 61	38	A Arizona St.	41 66	66	H Fresno St.	52 79	153	A UC Davis	58 71	
									153	H UC Davis	36 42	
									187	A Pepperdine	53 63	
									202	A Saint Mary's (CA)	67 84	
									218	A Cal St. Fullerton	64 65	
									218	H Cal St. Fullerton	60 67	
									222	H Hawaii	46 59	
									229	A Denver	66 96	
									234	A Nevada	40 71	
									247	A UC Santa Barbara	50 52	
									247	H UC Santa Barbara	56 52	
									260	H Lamar University	57 56	
									276	A UC Irvine	51 54	
									276	H UC Irvine	57 68	
									280	A Long Beach St.	69 72	
									280	H Long Beach St.	61 41	
									285	A CSUN	52 41	
									285	H CSUN	53 43	
									304	H Sacramento St.	62 43	
									308	A UC Riverside	62 52	
									308	H UC Riverside	75 70	
									309	H Seattle U	49 72	
LAST 10 Division I												
285	H CSUN	53 43	153	A UC Davis	58 71							
247	H UC Santa Barbara	56 52	280	H Long Beach St.	61 41							
276	A UC Irvine	51 54	222	H Hawaii	46 59							
308	A UC Riverside	62 52	285	A CSUN	52 41							
218	H Cal St. Fullerton	60 67	218	A Cal St. Fullerton	64 65							

Non-Div I Games: Holy Names 100 35

Cal Poly

■ Loss, 
 ■ Non-Conf, 
 ■ S Site, 
 ■ H Home 
 ■ A Away 
 N Neutral



Average RPI Win: 260		WON-LOST	WINNING	LAST 10		STRENGTH OF	OPP. STRENGTH	TEAM	ADJ.	CONF.	ADJ CONF.
Average RPI Loss: 226	RECORD	PCT. RANK	GAMES	SCHEDULE	OF SCHEDULE	RPI	RPI	RPI	RPI	RPI	RPI
DIV. I ONLY	16- 12	132	6-4	332	293	218	218	28	28		
DIV. I NON-CONF.	8- 5	117	0	295	284	182	182	26	26		
TOTALS	RPI 1-25	RPI 26-50	W-L RECORDS	RPI 51-100	RPI 101-150	RPI 150+					
16- 12	0- 0	0- 0	OVERALL	0- 0	1- 0	15- 12					
8- 5	0- 0	0- 0	HOME	0- 0	0- 0	8- 5					
8- 7	0- 0	0- 0	AWAY	0- 0	1- 0	7- 7					
0- 0	0- 0	0- 0	NEUTRAL	0- 0	0- 0	0- 0					
8- 5	0- 0	0- 0	NON-CONFERENCE	0- 0	1- 0	7- 5					
4- 2	0- 0	0- 0	HOME	0- 0	0- 0	4- 2					
4- 3	0- 0	0- 0	AWAY	0- 0	1- 0	3- 3					
0- 0	0- 0	0- 0	NEUTRAL	0- 0	0- 0	0- 0					
8- 7	0- 0	0- 0	CONFERENCE	0- 0	0- 0	8- 7					
4- 3	0- 0	0- 0	HOME	0- 0	0- 0	4- 3					
4- 4	0- 0	0- 0	AWAY	0- 0	0- 0	4- 4					
0- 0	0- 0	0- 0	NEUTRAL	0- 0	0- 0	0- 0					

[illegible]

Non-Div I Games:

Cal St. Fullerton

■ Loss, ■ Non-Conf, S Site, H Home A Away N Neutral

RPI	S	Opponent	Score	
310	A	Cal Poly	67	60
310	H	Cal Poly	65	64

Cal St. Fullerton

t  
o  
n

C  
a  
l  
S  
t  
.  
F  
u  
l  
l  
e  
r  
t  
o  
n

C  
a  
l  
S  
t  
.  
F  
u  
l  
l  
e  
r  
t  
o  
n

# California

Through Games Of March 6, 2020

Average RPI Win:	168	WON-LOST	WINNING	LAST 10	STRENGTH OF	OPP. STRENGTH	TEAM	ADJ.	CONF.	ADJ CONF.
Average RPI Loss:	53	RECORD	PCT. RANK	GAMES	SCHEDULE	OF SCHEDULE	RPI	RPI	RPI	RPI
DIV. I ONLY	12- 19	244	3-7	16	24	119	119	1	1	
DIV. I NON-CONF.	8- 3	68	0	82	199	61	61	1	1	
TOTALS	RPI 1-25	RPI 26-50	W-L RECORDS	RPI 51-100	RPI 101-150	RPI 150+				
12- 19	0- 9	3- 2	OVERALL	0- 3	3- 5	6- 0				
7- 10	0- 5	1- 0	HOME	0- 2	1- 3	5- 0				
4- 8	0- 4	1- 1	AWAY	0- 1	2- 2	1- 0				
1- 1	0- 0	1- 1	NEUTRAL	0- 0	0- 0	0- 0				
8- 3	0- 2	1- 0	NON-CONFERENCE	0- 0	1- 1	6- 0				
7- 1	0- 1	1- 0	HOME	0- 0	1- 0	5- 0				
1- 2	0- 1	0- 0	AWAY	0- 0	0- 1	1- 0				
0- 0	0- 0	0- 0	NEUTRAL	0- 0	0- 0	0- 0				
4- 16	0- 7	2- 2	CONFERENCE	0- 3	2- 4	0- 0				
0- 9	0- 4	0- 0	HOME	0- 2	0- 3	0- 0				
3- 6	0- 3	1- 1	AWAY	0- 1	2- 1	0- 0				
1- 1	0- 0	1- 1	NEUTRAL	0- 0	0- 0	0- 0				

RPI S Opponent Score	RPI S Opponent Score	RPI S Opponent Score	RPI S Opponent Score
2 A Oregon 55 105	26 A Arizona 55 54	79 H Southern California 67 75	106 A Utah 88 74
2 H Oregon 61 93	26 N Arizona 73 86	91 A Colorado 57 64	106 H Utah 62 71
6 A UConn 61 72	31 H Arkansas 84 80	91 H Colorado 50 62	107 A Washington St. 66 92
7 A Stanford 40 73	38 A Arizona St. 54 77		107 H Washington St. 75 96
7 H Stanford 65 79	38 N Arizona St. 71 67		123 A Harvard 53 56
12 H UCLA 70 74			131 H Boston U. 73 62
18 A Oregon St. 44 81			138 A Washington 81 74
18 H Oregon St. 63 76			138 H Washington 64 67
23 H Kentucky 61 63			191 H Santa Clara 69 65
			238 H Grand Canyon 72 53
			242 A San Diego St. 74 48
			280 H Long Beach St. 68 45
			292 H N.C. Central 90 69
			308 H UC Riverside 84 61
LAST 10 Division I			
26 N Arizona 73 86	2 H Oregon 61 93		
38 N Arizona St. 71 67	106 A Utah 88 74		
26 A Arizona 55 54	91 A Colorado 57 64		
38 A Arizona St. 54 77	12 H UCLA 70 74		
18 H Oregon St. 63 76	79 H Southern California 67 75		

Non-Div I Games:

California

Loss, Non-Conf, S Site, H Home A Away N Neutral

Average RPI Win: 273		WON-LOST	WINNING	LAST 10	STRENGTH OF	OPP. STRENGTH	TEAM	ADJ.	CONF.	ADJ CONF.
Average RPI Loss: 238		RECORD	PCT. RANK	GAMES	SCHEDULE	OF SCHEDULE	RPI	RPI	RPI	RPI
DIV. I ONLY		12- 15	205	5-5	323	342	286	286	31	31
DIV. I NON-CONF.		6- 6	164	0	226	323	234	234	32	32
TOTALS	RPI 1-25	RPI 26-50		W-L RECORDS	RPI 51-100		RPI 101-150		RPI 150+	
12- 15	0- 1	0- 0		OVERALL	0- 0		0- 0		12- 14	
8- 5	0- 0	0- 0		HOME	0- 0		0- 0		8- 5	
4- 7	0- 0	0- 0		AWAY	0- 0		0- 0		4- 7	
0- 3	0- 1	0- 0		NEUTRAL	0- 0		0- 0		0- 2	
6- 6	0- 1	0- 0		NON-CONFERENCE	0- 0		0- 0		6- 5	
5- 1	0- 0	0- 0		HOME	0- 0		0- 0		5- 1	
1- 2	0- 0	0- 0		AWAY	0- 0		0- 0		1- 2	
0- 3	0- 1	0- 0		NEUTRAL	0- 0		0- 0		0- 2	
6- 9	0- 0	0- 0		CONFERENCE	0- 0		0- 0		6- 9	
3- 4	0- 0	0- 0		HOME	0- 0		0- 0		3- 4	
3- 5	0- 0	0- 0		AWAY	0- 0		0- 0		3- 5	
0- 0	0- 0	0- 0		NEUTRAL	0- 0		0- 0		0- 0	

[illegible]

Non-Div I Games:	Ottawa (AZ)	103	75	Westcliff	108	43	LIFE Pacific	93	48
------------------	-------------	-----	----	-----------	-----	----	--------------	----	----

California Baptist

■ Loss, ■ Non-Conf, S Site, H Home A Away N Neutral

Average RPI Win:	255	WON-LOST	WINNING	LAST 10	STRENGTH OF	OPP. STRENGTH	TEAM	ADJ.	CONF.	ADJ CONF.
Average RPI Loss:	191	RECORD	PCT. RANK	GAMES	SCHEDULE	OF SCHEDULE	RPI	RPI	RPI	RPI
DIV. I ONLY	19- 7	48	8-2	295	319	129	129	25	25	
DIV. I NON-CONF.	3- 4	201	0	280	287	220	220	28	28	
TOTALS	RPI 1-25	RPI 26-50	W-L RECORDS	RPI 51-100	RPI 101-150	RPI 150+				
19- 7	0- 0	0- 1	OVERALL	0- 0	2- 2	17- 4				
10- 2	0- 0	0- 0	HOME	0- 0	1- 1	9- 1				
9- 5	0- 0	0- 1	AWAY	0- 0	1- 1	8- 3				
0- 0	0- 0	0- 0	NEUTRAL	0- 0	0- 0	0- 0				
3- 4	0- 0	0- 1	NON-CONFERENCE	0- 0	1- 1	2- 2				
2- 0	0- 0	0- 0	HOME	0- 0	1- 0	1- 0				
1- 4	0- 0	0- 1	AWAY	0- 0	0- 1	1- 2				
0- 0	0- 0	0- 0	NEUTRAL	0- 0	0- 0	0- 0				
16- 3	0- 0	0- 0	CONFERENCE	0- 0	1- 1	15- 2				
8- 2	0- 0	0- 0	HOME	0- 0	0- 1	8- 1				
8- 1	0- 0	0- 0	AWAY	0- 0	1- 0	7- 1				
0- 0	0- 0	0- 0	NEUTRAL	0- 0	0- 0	0- 0				

RPI S	Opponent	Score	RPI S	Opponent	Score	RPI S	Opponent	Score	RPI S	Opponent	Score	Team's RPI: 129
			32 A	Old Dominion	44 59				110 A	Wake Forest	46 74	
									133 H	UNC Greensboro	72 64	
									136 A	Hampton	68 31	
									136 H	Hampton	40 49	
									178 H	Gardner-Webb	48 44	
									181 A	High Point	68 66	
									181 H	High Point	73 36	
									185 A	Radford	43 32	
									185 H	Radford	42 48	
									223 H	Kennesaw St.	63 51	
									258 A	UNC Asheville	52 60	
									258 H	UNC Asheville	59 52	
									266 A	Winthrop	61 58	
									266 H	Winthrop	63 47	
									275 A	Longwood	70 55	
									275 H	Longwood	81 76	
									292 A	N.C. Central	64 67	
									302 A	Presbyterian	53 47	
									302 H	Presbyterian	56 42	
									327 A	Hofstra	55 58	
									330 A	USC Upstate	80 72	
									330 H	USC Upstate	50 38	
									342 A	Western Caro.	61 40	
									343 A	Charleston So.	43 42	
									343 H	Charleston So.	61 36	
LAST 10 Division I												
			136 H	Hampton	40 49				185 H	Radford	42 48	
			302 H	Presbyterian	56 42				181 A	High Point	68 66	
			343 A	Charleston So.	43 42				258 H	UNC Asheville	59 52	
			275 H	Longwood	81 76				330 A	USC Upstate	80 72	
			266 A	Winthrop	61 58				185 A	Radford	43 32	

Non-Div I Games: St. Andrews 122 56 Bluefield Col. 65 41

Campbell

■ Loss, 
 ■ Non-Conf, S Site, 
 ■ Home 
 ■ Away 
 N Neutral

## Canisius

Through Games Of March 6, 2020

Average RPI Win:	282	WON-LOST	WINNING	LAST 10	STRENGTH OF	OPP. STRENGTH	TEAM	ADJ.	CONF.	ADJ CONF.
Average RPI Loss:	209	RECORD	PCT. RANK	GAMES	SCHEDULE	OF SCHEDULE	RPI	RPI	RPI	RPI
DIV. I ONLY	5- 23	323	3-7	302	273	337	337	24	24	
DIV. I NON-CONF.	1- 8	322	0	321	252	345	345	25	25	
TOTALS	RPI 1-25	RPI 26-50	W-L RECORDS	RPI 51-100	RPI 101-150	RPI 150+				
5- 23	0- 0	0- 0	OVERALL	0- 4	0- 2	5- 17				
4- 8	0- 0	0- 0	HOME	0- 2	0- 1	4- 5				
1- 14	0- 0	0- 0	AWAY	0- 2	0- 1	1- 11				
0- 1	0- 0	0- 0	NEUTRAL	0- 0	0- 0	0- 1				
1- 8	0- 0	0- 0	NON-CONFERENCE	0- 0	0- 2	1- 6				
1- 2	0- 0	0- 0	HOME	0- 0	0- 1	1- 1				
0- 5	0- 0	0- 0	AWAY	0- 0	0- 1	0- 4				
0- 1	0- 0	0- 0	NEUTRAL	0- 0	0- 0	0- 1				
4- 15	0- 0	0- 0	CONFERENCE	0- 4	0- 0	4- 11				
3- 6	0- 0	0- 0	HOME	0- 2	0- 0	3- 4				
1- 9	0- 0	0- 0	AWAY	0- 2	0- 0	1- 7				
0- 0	0- 0	0- 0	NEUTRAL	0- 0	0- 0	0- 0				

RPI S	Opponent	Score	RPI S	Opponent	Score	RPI S	Opponent	Score	RPI S	Opponent	Score	Team's RPI: 337
						53	A Marist	72 86	113	H Colgate	69 90	
						53	H Marist	59 90	121	A Buffalo	55 71	
						95	A Rider	48 87	159	A Toledo	65 83	
						95	H Rider	57 70	182	A Quinnipiac	71 74	
									189	A Manhattan	50 68	
									189	H Manhattan	56 63	
									224	A Stetson	52 68	
									231	A Fairfield	70 72	
									231	H Fairfield	70 63	
									239	A Iona	72 78	
									239	H Iona	57 60	
									243	N Appalachian St.	57 74	
									259	A Youngstown St.	59 87	
									281	A Siena	43 72	
									281	H Siena	63 68	
									289	A Niagara	62 81	
									289	H Niagara	78 56	
									294	H St. Bonaventure	84 82	
									298	A Monmouth	71 62	
									298	H Monmouth	54 53	
									307	A Vermont	53 76	
									315	H Albany (NY)	53 70	
									322	A Saint Peter's	58 67	
									322	H Saint Peter's	68 86	
LAST 10 Division I												
			95	A Rider	48 87	322	A Saint Peter's	58 67				
			239	A Iona	72 78	53	A Marist	72 86				
			289	H Niagara	78 56	231	H Fairfield	70 63				
			298	H Monmouth	54 53	239	H Iona	57 60				
			189	H Manhattan	56 63	281	A Siena	43 72				

Non-Div I Games:

Canisius

■ Loss, 
 ■ Non-Conf, 
 ■ S Site, 
 ■ H Home 
 ■ A Away 
 N Neutral

Central Ark.

Through Games Of March 6, 2020

Average RPI Win:	283	WON-LOST	WINNING	LAST 10	STRENGTH OF	OPP. STRENGTH	TEAM	ADJ.	CONF.	ADJ CONF.
Average RPI Loss:	138	RECORD	PCT. RANK	GAMES	SCHEDULE	OF SCHEDULE	RPI	RPI	RPI	RPI
DIV. I ONLY	9- 16	260	4-6	159	280	233	233	23	23	
DIV. I NON-CONF.	1- 5	313	0	39	158	233	233	24	24	
TOTALS	RPI 1-25	RPI 26-50	W-L RECORDS	RPI 51-100	RPI 101-150	RPI 150+				
9- 16	0- 1	0- 0	OVERALL	0- 6	0- 0	9- 9				
5- 5	0- 0	0- 0	HOME	0- 2	0- 0	5- 3				
4- 11	0- 1	0- 0	AWAY	0- 4	0- 0	4- 6				
0- 0	0- 0	0- 0	NEUTRAL	0- 0	0- 0	0- 0				
1- 5	0- 1	0- 0	NON-CONFERENCE	0- 1	0- 0	1- 3				
1- 0	0- 0	0- 0	HOME	0- 0	0- 0	1- 0				
0- 5	0- 1	0- 0	AWAY	0- 1	0- 0	0- 3				
0- 0	0- 0	0- 0	NEUTRAL	0- 0	0- 0	0- 0				
8- 11	0- 0	0- 0	CONFERENCE	0- 5	0- 0	8- 6				
4- 5	0- 0	0- 0	HOME	0- 2	0- 0	4- 3				
4- 6	0- 0	0- 0	AWAY	0- 3	0- 0	4- 3				
0- 0	0- 0	0- 0	NEUTRAL	0- 0	0- 0	0- 0				

RPI S	Opponent	Score	RPI S	Opponent	Score	RPI S	Opponent	Score	RPI S	Opponent	Score	Team's RPI: 233
17 A	Texas A&M	46 76				63 A	Tennessee	36 63	153 A	Sam Houston St.	58 73	
						70 A	A&M-Corpus Christi	47 67	153 H	Sam Houston St.	54 72	
						90 A	Abilene Christian	71 93	155 H	Jackson St.	57 54	
						90 H	Abilene Christian	64 74	162 A	Tulane	38 65	
						93 A	SFA	41 102	172 A	New Orleans	73 85	
						93 H	SFA	37 58	172 H	New Orleans	37 49	
									174 A	Northern Ky.	56 72	
									200 A	Little Rock	48 63	
									250 A	Southeastern La.	42 63	
									250 H	Southeastern La.	54 47	
									257 A	Nicholls St.	53 46	
									257 H	Nicholls St.	58 67	
									260 H	Lamar University	53 29	
									274 A	Incarinate Word	47 37	
									320 H	Houston Baptist	63 39	
									335 A	Northwestern St.	51 44	
									346 A	McNeese	70 57	
									346 H	McNeese	70 49	
LAST 10 Division I												
250 H	Southeastern La.	54 47	172 A	New Orleans	73 85							
90 A	Abilene Christian	71 93	346 H	McNeese	70 49							
257 H	Nicholls St.	58 67	260 H	Lamar University	53 29							
93 H	SFA	37 58	335 A	Northwestern St.	51 44							
153 A	Sam Houston St.	58 73	250 A	Southeastern La.	42 63							

Non-Div I Games: Hendrix 104 28 Central Baptist 66 43 Crowley's Ridge 82 26

Central Ark.

Loss, Non-Conf, S Site, H Home A Away N Neutral





RPI	S	Opponent	Score
334	H	LIU Brooklyn	71 57
344	A	Hartford	61 54

Central Conn. St.  
S  
t  
.

Average RPI Win:	148	WON-LOST	WINNING	LAST 10	STRENGTH OF	OPP. STRENGTH	TEAM	ADJ.	CONF.	ADJ CONF.
Average RPI Loss:	69	RECORD	PCT. RANK	GAMES	SCHEDULE	OF SCHEDULE	RPI	RPI	RPI	RPI
DIV. I ONLY	22- 6	29	8-2	37	102	16	16	10	10	
DIV. I NON-CONF.	7- 4	100	0	8	71	20	20	10	10	
TOTALS	RPI 1-25	RPI 26-50	W-L RECORDS	RPI 51-100	RPI 101-150	RPI 150+				
22- 6	0- 1	1- 2	OVERALL	6- 1	5- 1	10- 1				
12- 1	0- 0	1- 0	HOME	4- 0	2- 1	5- 0				
10- 5	0- 1	0- 2	AWAY	2- 1	3- 0	5- 1				
0- 0	0- 0	0- 0	NEUTRAL	0- 0	0- 0	0- 0				
7- 4	0- 1	1- 2	NON-CONFERENCE	2- 0	2- 1	2- 0				
4- 1	0- 0	1- 0	HOME	1- 0	1- 1	1- 0				
3- 3	0- 1	0- 2	AWAY	1- 0	1- 0	1- 0				
0- 0	0- 0	0- 0	NEUTRAL	0- 0	0- 0	0- 0				
15- 2	0- 0	0- 0	CONFERENCE	4- 1	3- 0	8- 1				
8- 0	0- 0	0- 0	HOME	3- 0	1- 0	4- 0				
7- 2	0- 0	0- 0	AWAY	1- 1	2- 0	4- 1				
0- 0	0- 0	0- 0	NEUTRAL	0- 0	0- 0	0- 0				

RPI 1-25				RPI 26-50				RPI 51-100				RPI 101+			
RPI	S	Opponent	Score	RPI	S	Opponent	Score	RPI	S	Opponent	Score	RPI	S	Opponent	Score
5	A	Louisville	63 76	27	A	Western Ky.	58 93	53	H	Marist	77 54	112	A	Bethune-Cookman	92 67
				34	A	UCF	58 64	71	A	Ball St.	62 67	120	H	Green Bay	105 111
				48	H	Dayton	81 80	71	H	Ball St.	66 39	121	A	Buffalo	98 93
								73	A	South Dakota St.	79 74	134	A	Western Mich.	80 70
								88	A	Ohio	73 71	134	H	Western Mich.	76 60
								88	H	Ohio	92 90	147	H	Northeastern	79 63
								98	H	Kent St.	71 58	156	A	Akron	77 72
												159	A	Toledo	67 76
												159	H	Toledo	73 66
												183	A	Eastern Mich.	89 82
												184	A	Northern Ill.	70 66
												184	H	Northern Ill.	66 60
												227	A	Miami (OH)	99 87
												227	H	Miami (OH)	76 70
												239	H	Iona	70 50
												241	H	Bowling Green	82 75
												284	A	Oakland	65 47
LAST 10 Division I															
159	A	Toledo	67 76	241	H	Bowling Green	82 75								
71	A	Ball St.	62 67	227	A	Miami (OH)	99 87								
134	H	Western Mich.	76 60	184	H	Northern Ill.	66 60								
184	A	Northern Ill.	70 66	88	H	Ohio	92 90								
98	H	Kent St.	71 58	121	A	Buffalo	98 93								

Non-Div I Games:

Central Mich.

■ Loss, 
 ■ Non-Conf, 
 ■ S Site, 
 ■ H Home 
 ■ A Away 
 N Neutral

# Charleston So.

Through Games Of March 6, 2020

Average RPI Win:	258	WON-LOST	WINNING	LAST 10	STRENGTH OF	OPP. STRENGTH	TEAM	ADJ.	CONF.	ADJ CONF.
Average RPI Loss:	215	RECORD	PCT. RANK	GAMES	SCHEDULE	OF SCHEDULE	RPI	RPI	RPI	RPI
DIV. I ONLY	2- 24	346	1-9	245	339	343	343	25	25	
DIV. I NON-CONF.	0- 7	338	0	268	343	346	346	28	28	
TOTALS	RPI 1-25	RPI 26-50	W-L RECORDS	RPI 51-100	RPI 101-150	RPI 150+				
2- 24	0- 0	0- 1	OVERALL	0- 0	0- 6	2- 17				
1- 12	0- 0	0- 0	HOME	0- 0	0- 3	1- 9				
1- 12	0- 0	0- 1	AWAY	0- 0	0- 3	1- 8				
0- 0	0- 0	0- 0	NEUTRAL	0- 0	0- 0	0- 0				
0- 7	0- 0	0- 1	NON-CONFERENCE	0- 0	0- 2	0- 4				
0- 4	0- 0	0- 0	HOME	0- 0	0- 1	0- 3				
0- 3	0- 0	0- 1	AWAY	0- 0	0- 1	0- 1				
0- 0	0- 0	0- 0	NEUTRAL	0- 0	0- 0	0- 0				
2- 17	0- 0	0- 0	CONFERENCE	0- 0	0- 4	2- 13				
1- 8	0- 0	0- 0	HOME	0- 0	0- 2	1- 6				
1- 9	0- 0	0- 0	AWAY	0- 0	0- 2	1- 7				
0- 0	0- 0	0- 0	NEUTRAL	0- 0	0- 0	0- 0				

RPI S	Opponent	Score	RPI S	Opponent	Score	RPI S	Opponent	Score	RPI S	Opponent	Score	Team's RPI: 343
			37 A	Florida St.	36 88				112 H	Bethune-Cookman	41 81	
									129 A	Campbell	36 61	
									129 H	Campbell	42 43	
									136 A	Hampton	57 66	
									136 H	Hampton	59 64	
									149 A	North Carolina	54 85	
									178 A	Gardner-Webb	45 67	
									178 H	Gardner-Webb	52 79	
									181 A	High Point	55 71	
									181 H	High Point	70 84	
									185 A	Radford	35 72	
									185 H	Radford	40 64	
									219 H	North Dakota	57 73	
									258 A	UNC Asheville	60 48	
									258 H	UNC Asheville	56 54	
									263 H	Col. of Charleston	70 79	
									266 A	Winthrop	46 56	
									266 H	Winthrop	53 58	
									275 A	Longwood	64 84	
									302 A	Presbyterian	53 76	
									302 H	Presbyterian	46 67	
									330 A	USC Upstate	53 70	
									330 H	USC Upstate	64 71	
									342 A	Western Caro.	64 69	
									350 H	South Carolina St.	75 81	
LAST 10 Division I												
			181 A	High Point	55 71				330 H	USC Upstate	64 71	
			136 A	Hampton	57 66				185 H	Radford	40 64	
			129 H	Campbell	42 43				266 A	Winthrop	46 56	
			258 H	UNC Asheville	56 54				178 A	Gardner-Webb	45 67	
			302 A	Presbyterian	53 76				302 H	Presbyterian	46 67	

Non-Div I Games: Columbia (SC) 76 59 Virginia-Lynchburg 92 55

Charleston So.

Loss, Non-Conf, S Site, H Home A Away N Neutral

Average RPI Win:	189	WON-LOST	WINNING	LAST 10	STRENGTH OF	OPP. STRENGTH	TEAM	ADJ.	CONF.	ADJ CONF.
Average RPI Loss:	81	RECORD	PCT. RANK	GAMES	SCHEDULE	OF SCHEDULE	RPI	RPI	RPI	RPI
DIV. I ONLY	20- 8	54	8-2	112	115	52	52	13	13	
DIV. I NON-CONF.	9- 2	37	0	146	53	47	47	16	16	
TOTALS	RPI 1-25	RPI 26-50	W-L RECORDS	RPI 51-100	RPI 101-150	RPI 150+				
20- 8	0- 1	1- 3	OVERALL	2- 2	4- 0	13- 2				
11- 2	0- 0	1- 1	HOME	1- 1	1- 0	8- 0				
7- 6	0- 1	0- 2	AWAY	0- 1	3- 0	4- 2				
2- 0	0- 0	0- 0	NEUTRAL	1- 0	0- 0	1- 0				
9- 2	0- 1	0- 0	NON-CONFERENCE	1- 1	3- 0	5- 0				
4- 1	0- 0	0- 0	HOME	0- 1	1- 0	3- 0				
3- 1	0- 1	0- 0	AWAY	0- 0	2- 0	1- 0				
2- 0	0- 0	0- 0	NEUTRAL	1- 0	0- 0	1- 0				
11- 6	0- 0	1- 3	CONFERENCE	1- 1	1- 0	8- 2				
7- 1	0- 0	1- 1	HOME	1- 0	0- 0	5- 0				
4- 5	0- 0	0- 2	AWAY	0- 1	1- 0	3- 2				
0- 0	0- 0	0- 0	NEUTRAL	0- 0	0- 0	0- 0				

RPI 1-25				RPI 26-50				RPI 51-100				Team's RPI: 52		RPI 101+			
RPI	S	Opponent	Score	RPI	S	Opponent	Score	RPI	S	Opponent	Score			RPI	S	Opponent	Score
23	A	Kentucky	39 86	27	A	Western Ky.	60 71	51	A	Middle Tenn.	59 83			104	A	UAB	83 75
				27	H	Western Ky.	56 60	57	N	Boston College	84 68			110	A	Wake Forest	77 65
				32	A	Old Dominion	51 54	59	H	Rice	62 51			122	H	Richmond	78 59
				32	H	Old Dominion	63 59	80	H	Fordham	51 76			139	A	Davidson	75 64
														162	N	Tulane	60 56
														178	H	Gardner-Webb	74 49
														180	H	Delaware	61 57
														198	A	Fla. Atlantic	44 65
														203	A	Southern Miss.	59 55
														203	H	Southern Miss.	63 59
														208	A	UTEP	76 82
														237	A	East Carolina	59 47
														240	H	Marshall	52 46
														245	H	North Texas	72 59
														267	H	Louisiana Tech	55 37
														305	A	FIU	64 50
														305	H	FIU	49 31
														316	A	UTSA	67 47
														317	H	UMES	64 44
LAST 10 Division I																	
				27	A	Western Ky.	60 71			245	H	North Texas	72 59				
				305	H	FIU	49 31			316	A	UTSA	67 47				
				203	A	Southern Miss.	59 55			208	A	UTEP	76 82				
				32	H	Old Dominion	63 59			203	H	Southern Miss.	63 59				
				59	H	Rice	62 51			267	H	Louisiana Tech	55 37				

Non-Div I Games:

Charlotte

■ Loss, 
■ Non-Conf, S Site, 
■ Home 
■ Away 
N Neutral

# Chattanooga

Through Games Of March 6, 2020

Average RPI Win:	234	WON-LOST	WINNING	LAST 10	STRENGTH OF	OPP. STRENGTH	TEAM	ADJ.	CONF.	ADJ CONF.
Average RPI Loss:	142	RECORD	PCT. RANK	GAMES	SCHEDULE	OF SCHEDULE	RPI	RPI	RPI	RPI
DIV. I ONLY	11- 18	250	7-3	119	216	209	209	27	27	
DIV. I NON-CONF.	1- 13	337	0	9	78	206	206	21	21	
TOTALS	RPI 1-25	RPI 26-50	W-L RECORDS	RPI 51-100	RPI 101-150	RPI 150+				
11- 18	0- 2	0- 3	OVERALL	0- 4	2- 2	9- 7				
6- 7	0- 0	0- 2	HOME	0- 1	1- 1	5- 3				
5- 10	0- 2	0- 1	AWAY	0- 3	1- 1	4- 3				
0- 1	0- 0	0- 0	NEUTRAL	0- 0	0- 0	0- 1				
1- 13	0- 2	0- 3	NON-CONFERENCE	0- 4	1- 1	0- 3				
0- 6	0- 0	0- 2	HOME	0- 1	0- 1	0- 2				
1- 7	0- 2	0- 1	AWAY	0- 3	1- 0	0- 1				
0- 0	0- 0	0- 0	NEUTRAL	0- 0	0- 0	0- 0				
10- 5	0- 0	0- 0	CONFERENCE	0- 0	1- 1	9- 4				
6- 1	0- 0	0- 0	HOME	0- 0	1- 0	5- 1				
4- 3	0- 0	0- 0	AWAY	0- 0	0- 1	4- 2				
0- 1	0- 0	0- 0	NEUTRAL	0- 0	0- 0	0- 1				

RPI S	Opponent	Score	RPI S	Opponent	Score	RPI S	Opponent	Score	RPI S	Opponent	Score	Team's RPI: 209
5	A Louisville	37 86	42	A UT Martin	51 78	55	A Belmont	50 63	103	A Liberty	71 54	
22	A NC State	38 74	43	H Troy	51 90	73	A South Dakota St.	56 71	133	A UNC Greensboro	41 49	
			44	H Purdue	34 66	76	A Cincinnati	53 72	133	H UNC Greensboro	74 59	
						88	H Ohio	58 70	136	H Hampton	55 84	
									158	A Samford	46 60	
									158	H Samford	64 58	
									169	H Austin Peay	49 50	
									197	A Furman	69 63	
									197	H Furman	60 52	
									225	H Northern Colo.	42 59	
									272	A Wofford	51 49	
									272	H Wofford	80 76	
									287	A ETSU	91 82	
									287	H ETSU	69 65	
									288	A Eastern Ky.	65 71	
									325	A Mercer	48 55	
									325	H Mercer	58 52	
									325	N Mercer	55 63	
									342	A Western Caro.	59 52	
									342	H Western Caro.	53 61	
LAST 10 Division I												
325	N Mercer	55 63	197	A Furman	69 63							
287	H ETSU	69 65	342	H Western Caro.	53 61							
158	H Samford	64 58	133	H UNC Greensboro	74 59							
325	H Mercer	58 52	287	A ETSU	91 82							
272	A Wofford	51 49	325	A Mercer	48 55							

Non-Div I Games:

Chattanooga

Loss, Non-Conf, S Site, H Home A Away N Neutral

Average RPI Win:	252	WON-LOST	WINNING	LAST 10	STRENGTH OF	OPP. STRENGTH	TEAM	ADJ.	CONF.	ADJ CONF.
Average RPI Loss:	233	RECORD	PCT. RANK	GAMES	SCHEDULE	OF SCHEDULE	RPI	RPI	RPI	RPI
DIV. I ONLY	1- 26	350	1-9	305	324	348	348	31	31	
DIV. I NON-CONF.	0- 13	338	0	269	254	343	343	32	32	
TOTALS	RPI 1-25	RPI 26-50	W-L RECORDS	RPI 51-100	RPI 101-150	RPI 150+				
1- 26	0- 0	0- 1	OVERALL	0- 1	0- 3	1- 21				
0- 12	0- 0	0- 1	HOME	0- 0	0- 1	0- 10				
1- 13	0- 0	0- 0	AWAY	0- 1	0- 2	1- 10				
0- 1	0- 0	0- 0	NEUTRAL	0- 0	0- 0	0- 1				
0- 13	0- 0	0- 1	NON-CONFERENCE	0- 1	0- 3	0- 8				
0- 6	0- 0	0- 1	HOME	0- 0	0- 1	0- 4				
0- 6	0- 0	0- 0	AWAY	0- 1	0- 2	0- 3				
0- 1	0- 0	0- 0	NEUTRAL	0- 0	0- 0	0- 1				
1- 13	0- 0	0- 0	CONFERENCE	0- 0	0- 0	1- 13				
0- 6	0- 0	0- 0	HOME	0- 0	0- 0	0- 6				
1- 7	0- 0	0- 0	AWAY	0- 0	0- 0	1- 7				
0- 0	0- 0	0- 0	NEUTRAL	0- 0	0- 0	0- 0				

RPI S	Opponent	Score	RPI S	Opponent	Score	RPI S	Opponent	Score	RPI S	Opponent	Score	Team's RPI: 348
26	H Arizona	50 82	100	A UT Arlington	53 84	120	H Green Bay	46 102	134	A Western Mich.	69 90	
						143	A Valparaiso	49 95	161	H Loyola Chicago	53 98	
						204	A Illinois	66 96	205	A UMKC	57 73	
						205	H UMKC	50 85	206	H Western Ill.	78 88	
						234	A Nevada	60 80	238	A Grand Canyon	49 69	
						238	H Grand Canyon	57 68	247	N UC Santa Barbara	65 96	
						252	A CSU Bakersfield	60 58	252	H CSU Bakersfield	51 58	
						284	H Oakland	70 98	286	A California Baptist	68 103	
						286	H California Baptist	65 80	290	A Utah Valley	58 89	
						297	A UTRGV	68 77	297	H UTRGV	67 87	
						309	A Seattle U	51 80	313	A New Mexico St.	56 80	
						313	H New Mexico St.	60 73	331	A Evansville	42 76	
						341	H UIC	61 73				
LAST 10 Division I												
205	H UMKC	50 85	313	A New Mexico St.	56 80							
286	A California Baptist	68 103	205	A UMKC	57 73							
238	H Grand Canyon	57 68	286	H California Baptist	65 80							
252	H CSU Bakersfield	51 58	252	A CSU Bakersfield	60 58							
297	A UTRGV	68 77	238	A Grand Canyon	49 69							

Non-Div I Games:

Chicago St.

■ Loss, 
 ■ Non-Conf, 
 ■ S Site, 
 ■ H Home 
 ■ A Away 
 N Neutral

Average RPI Win: <b>186</b>	WON-LOST	WINNING	LAST 10	STRENGTH OF	OPP. STRENGTH	TEAM	ADJ.	CONF.	ADJ CONF.
Average RPI Loss: <b>50</b>	RECORD	PCT. RANK	GAMES	SCHEDULE	OF SCHEDULE	RPI	RPI	RPI	RPI
DIV. I ONLY	20- 9	65	7-3	117	68	76	76	9	9
DIV. I NON-CONF.	9- 4	84	0	202	47	129	129	9	9
TOTALS	RPI 1-25	RPI 26-50	W-L RECORDS	RPI 51-100	RPI 101-150	RPI 150+			
20- 9	0- 4	1- 2	OVERALL	3- 2	2- 0	14- 1			
14- 3	0- 2	1- 0	HOME	2- 1	2- 0	9- 0			
6- 4	0- 1	0- 1	AWAY	1- 1	0- 0	5- 1			
0- 2	0- 1	0- 1	NEUTRAL	0- 0	0- 0	0- 0			
9- 4	0- 2	0- 1	NON-CONFERENCE	2- 1	1- 0	6- 0			
7- 2	0- 1	0- 0	HOME	1- 1	1- 0	5- 0			
2- 0	0- 0	0- 0	AWAY	1- 0	0- 0	1- 0			
0- 2	0- 1	0- 1	NEUTRAL	0- 0	0- 0	0- 0			
11- 5	0- 2	1- 1	CONFERENCE	1- 1	1- 0	8- 1			
7- 1	0- 1	1- 0	HOME	1- 0	1- 0	4- 0			
4- 4	0- 1	0- 1	AWAY	0- 1	0- 0	4- 1			
0- 0	0- 0	0- 0	NEUTRAL	0- 0	0- 0	0- 0			

RPI	S	Opponent	Score	RPI	S	Opponent	Score	RPI	S	Opponent	Score	RPI	S	Opponent	Score
6	A	UConn	50 <b>80</b>	34	A	UCF	42 <b>49</b>	69	A	South Fla.	68 <b>76</b>	106	H	Utah	68 62
6	H	UConn	58 <b>105</b>	34	H	UCF	81 64	69	H	South Fla.	60 55	117	H	Temple	86 81
15	N	Iowa	61 <b>69</b>	49	N	Bucknell	48 <b>56</b>	71	H	Ball St.	63 56	160	A	Wichita St.	75 54
19	H	Ohio St.	73 <b>78</b>					87	H	Saint Louis	50 <b>60</b>	162	A	Tulane	59 <b>64</b>
								96	A	VCU	58 56	162	H	Tulane	87 63
												192	A	Memphis	73 66
												209	H	Chattanooga	72 53
												214	A	Houston	74 65
												214	H	Houston	85 66
												226	A	SMU	73 58
												227	H	Miami (OH)	98 68
												237	H	East Carolina	76 53
												253	H	Alabama A&M	62 47
												255	H	Tulsa	78 53
												264	A	Xavier	85 78
												283	H	Pittsburgh	69 53
												336	H	Coppin St.	86 40
LAST 10 Division I															
237	H	East Carolina	76 53	34	A	UCF	42 <b>49</b>	255	H	Tulsa	78 53	226	A	SMU	73 58
160	A	Wichita St.	75 54	69	H	South Fla.	60 55	6	A	UConn	50 <b>80</b>				
6	H	UConn	58 <b>105</b>												
162	H	Tulane	87 63												
214	A	Houston	74 65												

Non-Div I Games:

Cincinnati

■ Loss, 
■ Non-Conf, 
■ S Site, 
■ H Home 
■ A Away 
N Neutral

## Clemson

## Through Games Of March 6, 2020

Average RPI Win:	213	WON-LOST	WINNING	LAST 10	STRENGTH OF	OPP. STRENGTH	TEAM	ADJ.	CONF.	ADJ CONF.
Average RPI Loss:	86	RECORD	PCT. RANK	GAMES	SCHEDULE	OF SCHEDULE	RPI	RPI	RPI	RPI
DIV. I ONLY	8- 23	306	1-9	64	64	221	221	5	5	
DIV. I NON-CONF.	4- 7	225	0	137	170	224	224	4	4	
TOTALS	RPI 1-25	RPI 26-50	W-L RECORDS	RPI 51-100	RPI 101-150	RPI 150+				
8- 23	1- 5	0- 3	OVERALL	0- 7	2- 5	5- 3				
4- 11	1- 3	0- 1	HOME	0- 3	0- 2	3- 2				
2- 10	0- 1	0- 2	AWAY	0- 3	1- 3	1- 1				
2- 2	0- 1	0- 0	NEUTRAL	0- 1	1- 0	1- 0				
4- 7	0- 3	0- 0	NON-CONFERENCE	0- 1	0- 0	4- 3				
2- 4	0- 1	0- 0	HOME	0- 1	0- 0	2- 2				
1- 2	0- 1	0- 0	AWAY	0- 0	0- 0	1- 1				
1- 1	0- 1	0- 0	NEUTRAL	0- 0	0- 0	1- 0				
4- 16	1- 2	0- 3	CONFERENCE	0- 6	2- 5	1- 0				
2- 7	1- 2	0- 1	HOME	0- 2	0- 2	1- 0				
1- 8	0- 0	0- 2	AWAY	0- 3	1- 3	0- 0				
1- 1	0- 0	0- 0	NEUTRAL	0- 1	1- 0	0- 0				

RPI S	Opponent	Score	RPI S	Opponent	Score	RPI S	Opponent	Score	RPI S	Opponent	Score	Team's RPI: 221
1	H South Carolina	48 84	37	A Florida St.	54 81	57	H Boston College	68 70	110	A Wake Forest	58 63	
3	N Maryland	44 63	37	H Florida St.	64 81	57	N Boston College	73 85	110	H Wake Forest	52 66	
5	H Louisville	50 75	40	A Virginia Tech	50 71	67	H Alabama	54 67	116	A Miami (FL)	64 68	
15	A Iowa	60 74				72	A Virginia	54 70	116	H Miami (FL)	48 63	
22	H NC State	60 79				81	A Georgia Tech	47 49	116	N Miami (FL)	71 56	
25	H Duke	62 58				81	H Georgia Tech	44 56	118	A Notre Dame	71 55	
						99	A Syracuse	46 59	149	A North Carolina	72 86	
									165	H N.C. A&T	74 82	
									197	H Furman	77 71	
									216	A Penn St.	55 68	
									283	H Pittsburgh	75 67	
									318	H Alabama St.	76 43	
									319	H Navy	52 65	
									324	N Alcorn	77 46	
									325	A Mercer	65 61	
LAST 10 Division I												
	57 N Boston College	73 85		116 H Miami (FL)	48 63							
	116 N Miami (FL)	71 56		110 H Wake Forest	52 66							
	81 H Georgia Tech	44 56		57 H Boston College	68 70							
	37 A Florida St.	54 81		72 A Virginia	54 70							
	99 A Syracuse	46 59		149 A North Carolina	72 86							

Non-Div I Games:

Clemson

■ Loss, 
■ Non-Conf, S Site, 
■ Home 
■ Away 
N Neutral



## Cleveland St.

## Through Games Of March 6, 2020

Average RPI Win:	272	WON-LOST	WINNING	LAST 10	STRENGTH OF	OPP. STRENGTH	TEAM	ADJ.	CONF.	ADJ CONF.
Average RPI Loss:	178	RECORD	PCT. RANK	GAMES	SCHEDULE	OF SCHEDULE	RPI	RPI	RPI	RPI
DIV. I ONLY	19- 10	77	6-4	349	257	190	190	22	22	
DIV. I NON-CONF.	8- 1	26	0	351	259	185	185	22	22	
TOTALS	RPI 1-25	RPI 26-50	W-L RECORDS	RPI 51-100	RPI 101-150	RPI 150+				
19- 10	0- 0	0- 0	OVERALL	0- 2	0- 2	19- 6				
8- 3	0- 0	0- 0	HOME	0- 1	0- 1	8- 1				
11- 7	0- 0	0- 0	AWAY	0- 1	0- 1	11- 5				
0- 0	0- 0	0- 0	NEUTRAL	0- 0	0- 0	0- 0				
8- 1	0- 0	0- 0	NON-CONFERENCE	0- 0	0- 0	8- 1				
1- 0	0- 0	0- 0	HOME	0- 0	0- 0	1- 0				
7- 1	0- 0	0- 0	AWAY	0- 0	0- 0	7- 1				
0- 0	0- 0	0- 0	NEUTRAL	0- 0	0- 0	0- 0				
11- 9	0- 0	0- 0	CONFERENCE	0- 2	0- 2	11- 5				
7- 3	0- 0	0- 0	HOME	0- 1	0- 1	7- 1				
4- 6	0- 0	0- 0	AWAY	0- 1	0- 1	4- 4				
0- 0	0- 0	0- 0	NEUTRAL	0- 0	0- 0	0- 0				

RPI 1-25				RPI 26-50				RPI 51-100				RPI 101+				Team's RPI: 190	
RPI	S	Opponent	Score	RPI	S	Opponent	Score	RPI	S	Opponent	Score	RPI	S	Opponent	Score		
								77	A	IUPUI	48	58	120	A	Green Bay	51	81
								77	H	IUPUI	53	78	120	H	Green Bay	54	74
													156	H	Akron	66	62
													167	A	Wright St.	63	52
													167	A	Wright St.	62	78
													167	H	Wright St.	73	75
													174	A	Northern Ky.	73	68
													174	H	Northern Ky.	66	62
													217	A	Milwaukee	57	61
													217	H	Milwaukee	58	49
													241	A	Bowling Green	62	89
													259	A	Youngstown St.	72	84
													259	H	Youngstown St.	60	52
													259	H	Youngstown St.	84	48
													277	A	Delaware St.	57	49
													284	A	Oakland	79	58
													284	H	Oakland	83	64
													287	A	ETSU	62	54
													294	A	St. Bonaventure	65	62
													314	A	Omaha	79	66
													327	A	Hofstra	61	51
													332	A	Detroit Mercy	59	70
													332	H	Detroit Mercy	68	63
													334	A	LIU Brooklyn	79	49
													341	A	UIC	83	43
													341	H	UIC	84	44
LAST 10 Division I																	
				167	A	Wright St.	63	52					284	H	Oakland	83	64
				259	H	Youngstown St.	84	48					259	A	Youngstown St.	72	84
				217	A	Milwaukee	57	61					167	H	Wright St.	73	75
				120	A	Green Bay	51	81					174	H	Northern Ky.	66	62
				332	H	Detroit Mercy	68	63					341	A	UIC	83	43

Non-Div I Games: Davis &amp; Elkins 110 41 Lake Erie 95 49

Cleveland St.

Loss, Non-Conf, S Site, H Home A Away N Neutral

RPI	S	Opponent	Score
342	A	Western Caro.	68 61

Cleveland St.

C  
l  
e  
v  
e  
l  
a  
n  
d  
S  
t  
.

C  
l  
e  
v  
e  
l  
a  
n  
d  
S  
t  
.

Average RPI Win: <b>242</b>	WON-LOST	WINNING	LAST 10	STRENGTH OF	OPP. STRENGTH	TEAM	ADJ.	CONF.	ADJ CONF.
Average RPI Loss: <b>137</b>	RECORD	PCT. RANK	GAMES	SCHEDULE	OF SCHEDULE	RPI	RPI	RPI	RPI
DIV. I ONLY	23- 3	11	10-0	312	263	84	84	21	21
DIV. I NON-CONF.	8- 1	26	0	343	313	165	165	19	19
TOTALS	RPI 1-25	RPI 26-50	W-L RECORDS	RPI 51-100	RPI 101-150	RPI 150+			
23- 3	0- 0	1- 1	OVERALL	2- 0	1- 1	19- 1			
12- 1	0- 0	1- 0	HOME	1- 0	1- 1	9- 0			
10- 2	0- 0	0- 1	AWAY	1- 0	0- 0	9- 1			
1- 0	0- 0	0- 0	NEUTRAL	0- 0	0- 0	1- 0			
8- 1	0- 0	0- 0	NON-CONFERENCE	0- 0	1- 1	7- 0			
4- 1	0- 0	0- 0	HOME	0- 0	1- 1	3- 0			
3- 0	0- 0	0- 0	AWAY	0- 0	0- 0	3- 0			
1- 0	0- 0	0- 0	NEUTRAL	0- 0	0- 0	1- 0			
15- 2	0- 0	1- 1	CONFERENCE	2- 0	0- 0	12- 1			
8- 0	0- 0	1- 0	HOME	1- 0	0- 0	6- 0			
7- 2	0- 0	0- 1	AWAY	1- 0	0- 0	6- 1			
0- 0	0- 0	0- 0	NEUTRAL	0- 0	0- 0	0- 0			

RPI 1-25				RPI 26-50				RPI 51-100				Team's RPI: 84		RPI 101+			
RPI	S	Opponent	Score	RPI	S	Opponent	Score	RPI	S	Opponent	Score	RPI	S	Opponent	Score		
				43	A	Troy	77 84	100	A	UT Arlington	80 62	122	H	Richmond	67 79		
				43	H	Troy	124 103	100	H	UT Arlington	62 56	133	H	UNC Greensboro	63 54		
												177	N	Elon	76 65		
												195	H	Louisiana	83 74		
												200	A	Little Rock	68 48		
												243	A	Appalachian St.	80 53		
												246	A	Arkansas St.	61 63		
												248	A	Texas St.	69 59		
												248	H	Texas St.	75 67		
												249	H	George Mason	74 59		
												251	A	South Alabama	71 62		
												251	H	South Alabama	76 73		
												265	A	UNCW	62 43		
												272	A	Wofford	78 73		
												300	A	Ga. Southern	90 74		
												300	H	Ga. Southern	66 59		
												311	A	Georgia St.	66 50		
												311	H	Georgia St.	87 45		
												328	H	Ark.-Pine Bluff	76 69		
												342	A	Western Caro.	66 43		
												349	H	La.-Monroe	88 69		
												350	H	South Carolina St.	85 44		
LAST 10 Division I																	
				195	H	Louisiana	83 74	43	H	Troy	124 103						
				349	H	La.-Monroe	88 69	100	A	UT Arlington	80 62						
				311	A	Georgia St.	66 50	248	A	Texas St.	69 59						
				300	A	Ga. Southern	90 74	311	H	Georgia St.	87 45						
				251	H	South Alabama	76 73	300	H	Ga. Southern	66 59						

Non-Div I Games: UNC Pembroke 86 44 Wesleyan (GA) 132 32

Coastal Caro.

■ Loss, 
 ■ Non-Conf, 
 ■ S Site, 
 ■ Home 
 ■ A Away 
 N Neutral

Average RPI Win:	255	WON-LOST	WINNING	LAST 10	STRENGTH OF	OPP. STRENGTH	TEAM	ADJ.	CONF.	ADJ CONF.
Average RPI Loss:	159	RECORD	PCT. RANK	GAMES	SCHEDULE	OF SCHEDULE	RPI	RPI	RPI	RPI
DIV. I ONLY	12- 15	205	3-7	322	183	263	263	14	14	
DIV. I NON-CONF.	6- 4	123	0	345	340	261	261	13	13	
TOTALS	RPI 1-25	RPI 26-50	W-L RECORDS	RPI 51-100	RPI 101-150	RPI 150+				
12- 15	0- 0	1- 2	OVERALL	0- 0	1- 5	10- 8				
7- 6	0- 0	1- 1	HOME	0- 0	1- 2	5- 3				
5- 9	0- 0	0- 1	AWAY	0- 0	0- 3	5- 5				
0- 0	0- 0	0- 0	NEUTRAL	0- 0	0- 0	0- 0				
6- 4	0- 0	0- 0	NON-CONFERENCE	0- 0	0- 2	6- 2				
2- 2	0- 0	0- 0	HOME	0- 0	0- 1	2- 1				
4- 2	0- 0	0- 0	AWAY	0- 0	0- 1	4- 1				
0- 0	0- 0	0- 0	NEUTRAL	0- 0	0- 0	0- 0				
6- 11	0- 0	1- 2	CONFERENCE	0- 0	1- 3	4- 6				
5- 4	0- 0	1- 1	HOME	0- 0	1- 1	3- 2				
1- 7	0- 0	0- 1	AWAY	0- 0	0- 2	1- 4				
0- 0	0- 0	0- 0	NEUTRAL	0- 0	0- 0	0- 0				

RPI 1-25				RPI 26-50				RPI 51-100				RPI 101+				Team's RPI: 263	
RPI	S	Opponent	Score	RPI	S	Opponent	Score	RPI	S	Opponent	Score	RPI	S	Opponent	Score		
				35	A	James Madison	50 81					105	A	William & Mary	60 85		
				35	H	James Madison	53 87					105	H	William & Mary	74 80		
				39	H	Drexel	73 59					110	A	Wake Forest	50 106		
												133	H	UNC Greensboro	56 69		
												147	A	Northeastern	68 72		
												147	H	Northeastern	66 61		
												177	A	Elon	48 90		
												177	H	Elon	57 85		
												180	A	Delaware	54 63		
												180	H	Delaware	84 73		
												181	A	High Point	79 70		
												186	A	Towson	72 83		
												186	H	Towson	62 79		
												249	H	George Mason	61 72		
												265	A	UNCW	50 74		
												265	H	UNCW	67 63		
												266	A	Winthrop	84 73		
												292	H	N.C. Central	85 78		
												302	A	Presbyterian	54 58		
												327	A	Hofstra	63 60		
												327	H	Hofstra	67 63		
												342	H	Western Caro.	73 62		
												343	A	Charleston So.	79 70		
												350	A	South Carolina St.	76 55		
LAST 10 Division I																	
				180	A	Delaware	54 63					35	A	James Madison	50 81		
				147	H	Northeastern	66 61					177	H	Elon	57 85		
				327	H	Hofstra	67 63					105	H	William & Mary	74 80		
				265	A	UNCW	50 74					327	A	Hofstra	63 60		
				186	A	Towson	72 83					147	A	Northeastern	68 72		

Non-Div I Games: Coker

82 57

Col. of Charleston

■ Loss, 
 ■ Non-Conf, 
 ■ S Site, 
 ■ Home 
 ■ A Away 
 N Neutral

## Colgate

Through Games Of March 6, 2020

Average RPI Win: <b>228</b>	WON-LOST	WINNING	LAST 10	STRENGTH OF	OPP. STRENGTH	TEAM	ADJ.	CONF.	ADJ CONF.
Average RPI Loss: <b>116</b>	RECORD	PCT. RANK	GAMES	SCHEDULE	OF SCHEDULE	RPI	RPI	RPI	RPI
DIV. I ONLY	<b>19- 10</b>	<b>77</b>	<b>5-5</b>	<b>208</b>	<b>162</b>	<b>113</b>	<b>113</b>	<b>16</b>	<b>16</b>
DIV. I NON-CONF.	<b>8- 3</b>	<b>68</b>	<b>0</b>	<b>237</b>	<b>191</b>	<b>88</b>	<b>88</b>	<b>15</b>	<b>15</b>
TOTALS	RPI 1-25	RPI 26-50	W-L RECORDS	RPI 51-100	RPI 101-150	RPI 150+			
19- 10	0- 1	0- 2	OVERALL	1- 2	4- 2	14- 3			
11- 3	0- 0	0- 1	HOME	1- 0	1- 2	9- 0			
8- 7	0- 1	0- 1	AWAY	0- 2	3- 0	5- 3			
0- 0	0- 0	0- 0	NEUTRAL	0- 0	0- 0	0- 0			
8- 3	0- 1	0- 0	NON-CONFERENCE	1- 2	0- 0	7- 0			
5- 0	0- 0	0- 0	HOME	1- 0	0- 0	4- 0			
3- 3	0- 1	0- 0	AWAY	0- 2	0- 0	3- 0			
0- 0	0- 0	0- 0	NEUTRAL	0- 0	0- 0	0- 0			
11- 7	0- 0	0- 2	CONFERENCE	0- 0	4- 2	7- 3			
6- 3	0- 0	0- 1	HOME	0- 0	1- 2	5- 0			
5- 4	0- 0	0- 1	AWAY	0- 0	3- 0	2- 3			
0- 0	0- 0	0- 0	NEUTRAL	0- 0	0- 0	0- 0			

RPI 1-25				RPI 26-50				RPI 51-100				RPI 101+				Team's RPI: 113	
RPI	S	Opponent	Score	RPI	S	Opponent	Score	RPI	S	Opponent	Score	RPI	S	Opponent	Score		
11	A	Northwestern	44 73	49	A	Bucknell	43 66	53	H	Yale	70 67	125	A	Lehigh	82 73		
				49	H	Bucknell	65 76	67	A	Alabama	52 72	125	H	Lehigh	70 86		
								87	A	Saint Louis	51 61	128	A	Holy Cross	80 69		
												128	H	Holy Cross	71 60		
												131	A	Boston U.	70 61		
												131	H	Boston U.	58 60		
												166	A	Lafayette	39 55		
												166	H	Lafayette	73 52		
												194	A	Cornell	62 58		
												201	A	American	61 63		
												201	H	American	63 62		
												213	H	UMass Lowell	73 51		
												270	A	Loyola Maryland	76 74		
												270	H	Loyola Maryland	79 70		
												278	A	Army West Point	67 81		
												278	H	Army West Point	100 93		
												281	H	Siena	88 51		
												289	H	Niagara	85 72		
												306	H	Wagner	74 58		
												319	A	Navy	65 53		
												319	H	Navy	80 55		
												329	A	NJIT	79 52		
												337	A	Canisius	90 69		
LAST 10 Division I																	
125	H	Lehigh	70 86	270	H	Loyola Maryland	79 70	131	H	Boston U.	58 60	319	A	Navy	65 53		
278	A	Army West Point	67 81	49	H	Bucknell	65 76	128	H	Holy Cross	71 60	166	A	Lafayette	39 55		
128	A	Holy Cross	80 69														
125	A	Lehigh	82 73														

Non-Div I Games:

Colgate

■ Loss, 
 ■ Non-Conf, 
 ■ S Site, 
 ■ H Home 
 ■ A Away 
 N Neutral

Average RPI Win:	169	WON-LOST	WINNING	LAST 10	STRENGTH OF	OPP. STRENGTH	TEAM	ADJ.	CONF.	ADJ CONF.
Average RPI Loss:	45	RECORD	PCT. RANK	GAMES	SCHEDULE	OF SCHEDULE	RPI	RPI	RPI	RPI
DIV. I ONLY	16- 14	157	2-8	53	18	91	91	1	1	
DIV. I NON-CONF.	11- 0	1	0	287	175	50	50	1	1	
TOTALS	RPI 1-25	RPI 26-50	W-L RECORDS	RPI 51-100	RPI 101-150	RPI 150+				
16- 14	0- 8	1- 1	OVERALL	1- 2	6- 3	8- 0				
9- 6	0- 4	1- 1	HOME	1- 0	3- 1	4- 0				
6- 7	0- 4	0- 0	AWAY	0- 1	2- 2	4- 0				
1- 1	0- 0	0- 0	NEUTRAL	0- 1	1- 0	0- 0				
11- 0	0- 0	0- 0	NON-CONFERENCE	0- 0	3- 0	8- 0				
6- 0	0- 0	0- 0	HOME	0- 0	2- 0	4- 0				
4- 0	0- 0	0- 0	AWAY	0- 0	0- 0	4- 0				
1- 0	0- 0	0- 0	NEUTRAL	0- 0	1- 0	0- 0				
5- 14	0- 8	1- 1	CONFERENCE	1- 2	3- 3	0- 0				
3- 6	0- 4	1- 1	HOME	1- 0	1- 1	0- 0				
2- 7	0- 4	0- 0	AWAY	0- 1	2- 2	0- 0				
0- 1	0- 0	0- 0	NEUTRAL	0- 1	0- 0	0- 0				

RPI 1-25				RPI 26-50				RPI 51-100 Team's RPI: 91				RPI 101+			
RPI	S	Opponent	Score	RPI	S	Opponent	Score	RPI	S	Opponent	Score	RPI	S	Opponent	Score
2	A	Oregon	46 104	26	H	Arizona	50 38	79	A	Southern California	55 66	104	N	UAB	77 69
2	H	Oregon	53 101	38	H	Arizona St.	59 65	79	H	Southern California	66 53	106	A	Utah	80 70
7	A	Stanford	68 76					79	N	Southern California	54 69	106	H	Utah	69 84
7	H	Stanford	66 69									107	A	Washington St.	59 69
12	A	UCLA	52 62									119	A	California	62 50
12	H	UCLA	62 65									119	H	California	64 57
18	A	Oregon St.	60 72									138	A	Washington	52 61
18	H	Oregon St.	52 79									141	H	Texas Southern	74 50
												146	H	Wisconsin	74 57
												151	H	Jacksonville	66 44
												162	A	Tulane	62 52
												164	A	Wyoming	66 56
												229	H	Denver	96 70
												264	A	Xavier	62 53
												271	H	Indiana St.	59 46
												291	A	Colorado St.	79 75
												329	H	NJIT	80 57
LAST 10 Division I															
79	N	Southern California	54 69	7	H	Stanford	66 69								
79	A	Southern California	55 66	119	H	California	64 57								
12	A	UCLA	52 62	138	A	Washington	52 61								
26	H	Arizona	50 38	107	A	Washington St.	59 69								
38	H	Arizona St.	59 65	2	H	Oregon	53 101								

Non-Div I Games:

Colorado

■ Loss, 
 ■ Non-Conf, 
 S Site, 
 ■ Home 
 ■ Away 
 N Neutral

Average RPI Win:	261	WON-LOST	WINNING	LAST 10	STRENGTH OF	OPP. STRENGTH	TEAM	ADJ.	CONF.	ADJ CONF.
Average RPI Loss:	172	RECORD	PCT. RANK	GAMES	SCHEDULE	OF SCHEDULE	RPI	RPI	RPI	RPI
DIV. I ONLY	10- 18	261	2-8	284	212	291	291	17	17	
DIV. I NON-CONF.	4- 5	195	0	313	274	281	281	20	20	
TOTALS	RPI 1-25	RPI 26-50	W-L RECORDS	RPI 51-100	RPI 101-150	RPI 150+				
10- 18	0- 0	0- 0	OVERALL	0- 5	0- 3	10- 10				
7- 7	0- 0	0- 0	HOME	0- 3	0- 1	7- 3				
3- 10	0- 0	0- 0	AWAY	0- 2	0- 2	3- 6				
0- 1	0- 0	0- 0	NEUTRAL	0- 0	0- 0	0- 1				
4- 5	0- 0	0- 0	NON-CONFERENCE	0- 2	0- 1	4- 2				
3- 2	0- 0	0- 0	HOME	0- 1	0- 0	3- 1				
1- 3	0- 0	0- 0	AWAY	0- 1	0- 1	1- 1				
0- 0	0- 0	0- 0	NEUTRAL	0- 0	0- 0	0- 0				
6- 13	0- 0	0- 0	CONFERENCE	0- 3	0- 2	6- 8				
4- 5	0- 0	0- 0	HOME	0- 2	0- 1	4- 2				
2- 7	0- 0	0- 0	AWAY	0- 1	0- 1	2- 5				
0- 1	0- 0	0- 0	NEUTRAL	0- 0	0- 0	0- 1				

RPI S	Opponent	Score	RPI S	Opponent	Score	RPI S	Opponent	Score	RPI S	Opponent	Score	Team's RPI: 291
						63	A Tennessee	41 79	109	A Idaho	54 61	
						66	A Fresno St.	53 55	148	A San Jose St.	64 69	
						66	H Fresno St.	61 79	148	H San Jose St.	53 58	
						86	H Boise St.	69 72	164	A Wyoming	56 49	
						91	H Colorado	75 79	164	H Wyoming	40 43	
									184	H Northern Ill.	75 80	
									220	A UNLV	52 56	
									220	H UNLV	60 56	
									225	A Northern Colo.	75 58	
									228	A New Mexico	62 73	
									234	A Nevada	63 74	
									234	H Nevada	75 70	
									242	A San Diego St.	49 59	
									242	H San Diego St.	61 64	
									255	A Tulsa	55 61	
									273	A Air Force	44 49	
									273	H Air Force	60 40	
									273 N	Air Force	48 60	
									274	H Incarnate Word	75 47	
									279	A Utah St.	67 61	
									279	H Utah St.	56 55	
									308	H UC Riverside	52 40	
									351	H Mississippi Val.	65 46	
LAST 10 Division I												
			273 N	Air Force	48 60	164	H Wyoming	40 43				
			273	A Air Force	44 49	279	A Utah St.	67 61				
			242	H San Diego St.	61 64	66	H Fresno St.	61 79				
			148	A San Jose St.	64 69	220	A UNLV	52 56				
			220	H UNLV	60 56	234	A Nevada	63 74				

Non-Div I Games: Western St. 56 47 Chadron St. 102 51

Colorado St.

Average RPI Win:	196	WON-LOST	WINNING	LAST 10	STRENGTH OF	OPP. STRENGTH	TEAM	ADJ.	CONF.	ADJ CONF.
Average RPI Loss:	125	RECORD	PCT. RANK	GAMES	SCHEDULE	OF SCHEDULE	RPI	RPI	RPI	RPI
DIV. I ONLY	17- 9	82	7-3	207	108	108	108	7	7	
DIV. I NON-CONF.	9- 4	84	0	327	208	180	180	8	8	
TOTALS	RPI 1-25	RPI 26-50	W-L RECORDS	RPI 51-100	RPI 101-150	RPI 150+				
17- 9	0- 2	0- 0	OVERALL	2- 2	4- 2	11- 3				
10- 3	0- 1	0- 0	HOME	1- 1	2- 0	7- 1				
7- 6	0- 1	0- 0	AWAY	1- 1	2- 2	4- 2				
0- 0	0- 0	0- 0	NEUTRAL	0- 0	0- 0	0- 0				
9- 4	0- 0	0- 0	NON-CONFERENCE	1- 0	2- 2	6- 2				
6- 1	0- 0	0- 0	HOME	1- 0	1- 0	4- 1				
3- 3	0- 0	0- 0	AWAY	0- 0	1- 2	2- 1				
0- 0	0- 0	0- 0	NEUTRAL	0- 0	0- 0	0- 0				
8- 5	0- 2	0- 0	CONFERENCE	1- 2	2- 0	5- 1				
4- 2	0- 1	0- 0	HOME	0- 1	1- 0	3- 0				
4- 3	0- 1	0- 0	AWAY	1- 1	1- 0	2- 1				
0- 0	0- 0	0- 0	NEUTRAL	0- 0	0- 0	0- 0				

RPI S	Opponent	Score	RPI S	Opponent	Score	RPI S	Opponent	Score	RPI S	Opponent	Score	Team's RPI: 108
9	A Princeton	55 77				53	A Yale	74 65	115	A Robert Morris	61 59	
9	H Princeton	52 77				53	H Yale	60 85	121	A Buffalo	75 82	
						64	A Penn	84 86	123	A Harvard	62 57	
						80	H Fordham	70 51	123	H Harvard	89 64	
									126	A Vanderbilt	51 72	
									139	H Davidson	63 60	
									171	A Dartmouth	62 50	
									171	H Dartmouth	73 63	
									194	A Cornell	77 80	
									194	H Cornell	76 66	
									211	A Brown	76 66	
									211	H Brown	74 60	
									217	H Milwaukee	74 46	
									232	H Saint Joseph's	57 71	
									254	H Georgetown	54 49	
									278	A Army West Point	71 62	
									315	A Albany (NY)	78 82	
									325	H Mercer	77 48	
									329	H NJIT	99 43	
									333	A Tennessee St.	75 65	
LAST 10 Division I												
9	H Princeton	52 77	123	H Harvard	89 64							
171	A Dartmouth	62 50	171	H Dartmouth	73 63							
123	A Harvard	62 57	9	A Princeton	55 77							
53	A Yale	74 65	64	A Penn	84 86							
211	A Brown	76 66	211	H Brown	74 60							

Non-Div I Games:

Columbia

■ Loss, 
 ■ Non-Conf, 
 ■ S Site, 
 ■ H Home 
 ■ A Away 
 N Neutral



Average RPI Win:	275	WON-LOST	WINNING	LAST 10	STRENGTH OF	OPP. STRENGTH	TEAM	ADJ.	CONF.	ADJ CONF.
Average RPI Loss:	203	RECORD	PCT. RANK	GAMES	SCHEDULE	OF SCHEDULE	RPI	RPI	RPI	RPI
DIV. I ONLY	3- 25	336	3-7	267	299	336	336	29	29	
DIV. I NON-CONF.	0- 12	338	0	119	168	318	318	29	29	
TOTALS	RPI 1-25	RPI 26-50	W-L RECORDS	RPI 51-100	RPI 101-150	RPI 150+				
3- 25	0- 0	0- 3	OVERALL	0- 3	0- 2	3- 17				
1- 9	0- 0	0- 0	HOME	0- 0	0- 0	1- 9				
2- 16	0- 0	0- 3	AWAY	0- 3	0- 2	2- 8				
0- 0	0- 0	0- 0	NEUTRAL	0- 0	0- 0	0- 0				
0- 12	0- 0	0- 3	NON-CONFERENCE	0- 3	0- 1	0- 5				
0- 2	0- 0	0- 0	HOME	0- 0	0- 0	0- 2				
0- 10	0- 0	0- 3	AWAY	0- 3	0- 1	0- 3				
0- 0	0- 0	0- 0	NEUTRAL	0- 0	0- 0	0- 0				
3- 13	0- 0	0- 0	CONFERENCE	0- 0	0- 1	3- 12				
1- 7	0- 0	0- 0	HOME	0- 0	0- 0	1- 7				
2- 6	0- 0	0- 0	AWAY	0- 0	0- 1	2- 5				
0- 0	0- 0	0- 0	NEUTRAL	0- 0	0- 0	0- 0				

RPI S	Opponent	Score	RPI S	Opponent	Score	RPI S	Opponent	Score	RPI S	Opponent	Score	Team's RPI: 336
30	A South Dakota	44 82	56	A West Virginia	47 82	112	A Bethune-Cookman	51 82				
47	A Rutgers	33 107	73	A South Dakota St.	41 94	144	A George Washington	35 54				
48	A Dayton	48 78	76	A Cincinnati	40 86	157	A Norfolk St.	57 55				
						157	H Norfolk St.	48 85				
						165	H N.C. A&T	38 84				
						193	A La Salle	46 79				
						230	A Morgan St.	42 68				
						230	H Morgan St.	42 47				
						240	A Marshall	47 60				
						261	A Howard	52 64				
						261	H Howard	54 66				
						277	A Delaware St.	55 72				
						277	H Delaware St.	65 72				
						289	H Niagara	67 82				
						292	H N.C. Central	44 58				
						293	A UMBC	48 71				
						317	A UMES	46 61				
						317	H UMES	66 63				
						322	H Saint Peter's	57 82				
						339	A Florida A&M	48 58				
						350	A South Carolina St.	61 42				
						350	H South Carolina St.	60 71				
LAST 10 Division I												
317	A UMES	46 61	317	H UMES	66 63							
230	A Morgan St.	42 68	292	H N.C. Central	44 58							
277	H Delaware St.	65 72	261	A Howard	52 64							
157	A Norfolk St.	57 55	277	A Delaware St.	55 72							
350	A South Carolina St.	61 42	261	H Howard	54 66							

Non-Div I Games:

Coppin St.

■ Loss, 
 ■ Non-Conf, 
 ■ S Site, 
 ■ Home 
 ■ A Away 
 N Neutral

Average RPI Win: <b>245</b>	WON-LOST	WINNING	LAST 10	STRENGTH OF	OPP. STRENGTH	TEAM	ADJ.	CONF.	ADJ CONF.
Average RPI Loss: <b>100</b>	RECORD	PCT. RANK	GAMES	SCHEDULE	OF SCHEDULE	RPI	RPI	RPI	RPI
DIV. I ONLY	10- 15	235	1-9	127	139	194	194	7	7
DIV. I NON-CONF.	7- 5	131	0	241	266	177	177	8	8
<hr/>									
TOTALS	RPI 1-25	RPI 26-50	W-L RECORDS	RPI 51-100	RPI 101-150	RPI 150+			
10- 15	0- 2	0- 0	OVERALL	0- 5	2- 4	8- 4			
5- 7	0- 0	0- 0	HOME	0- 2	1- 3	4- 2			
5- 8	0- 2	0- 0	AWAY	0- 3	1- 1	4- 2			
0- 0	0- 0	0- 0	NEUTRAL	0- 0	0- 0	0- 0			
7- 5	0- 1	0- 0	NON-CONFERENCE	0- 1	0- 2	7- 1			
3- 3	0- 0	0- 0	HOME	0- 0	0- 2	3- 1			
4- 2	0- 1	0- 0	AWAY	0- 1	0- 0	4- 0			
0- 0	0- 0	0- 0	NEUTRAL	0- 0	0- 0	0- 0			
3- 10	0- 1	0- 0	CONFERENCE	0- 4	2- 2	1- 3			
2- 4	0- 0	0- 0	HOME	0- 2	1- 1	1- 1			
1- 6	0- 1	0- 0	AWAY	0- 2	1- 1	0- 2			
0- 0	0- 0	0- 0	NEUTRAL	0- 0	0- 0	0- 0			

RPI 1-25				RPI 26-50				RPI 51-100				RPI 101+ Team's RPI: 194			
RPI	S	Opponent	Score	RPI	S	Opponent	Score	RPI	S	Opponent	Score	RPI	S	Opponent	Score
9	A	Princeton	29 <b>60</b>					53	A	Yale	51 <b>65</b>	108	A	Columbia	66 <b>76</b>
21	A	TCU	49 <b>59</b>					53	H	Yale	67 <b>74</b>	108	H	Columbia	80 77
								56	A	West Virginia	62 <b>68</b>	113	H	Colgate	58 <b>62</b>
								64	A	Penn	41 <b>63</b>	123	A	Harvard	55 47
								64	H	Penn	46 <b>67</b>	123	H	Harvard	58 <b>73</b>
												127	H	Duquesne	62 <b>72</b>
												163	H	Binghamton	56 <b>59</b>
												171	A	Dartmouth	79 <b>82</b>
												171	H	Dartmouth	65 <b>67</b>
												211	A	Brown	73 <b>77</b>
												211	H	Brown	74 63
												213	A	UMass Lowell	70 56
												277	A	Delaware St.	77 51
												287	H	ETSU	71 43
												289	H	Niagara	82 59
												294	A	St. Bonaventure	70 42
												315	A	Albany (NY)	71 51
												329	H	NJIT	68 44
<hr/>															
LAST 10 Division I															
				64	H	Penn	46 <b>67</b>	171	H	Dartmouth	65 <b>67</b>				
				123	A	Harvard	55 47	123	H	Harvard	58 <b>73</b>				
				171	A	Dartmouth	79 <b>82</b>	64	A	Penn	41 <b>63</b>				
				211	A	Brown	73 <b>77</b>	9	A	Princeton	29 <b>60</b>				
				53	A	Yale	51 <b>65</b>	53	H	Yale	67 <b>74</b>				

Non-Div I Games:

Cornell

■ Loss, 
 ■ Non-Conf, S Site, 
 ■ Home 
 ■ Away 
 N Neutral

Creighton

Through Games Of March 6, 2020

Average RPI Win:	149	WON-LOST	WINNING	LAST 10	STRENGTH OF	OPP. STRENGTH	TEAM	ADJ.	CONF.	ADJ CONF.
Average RPI Loss:	53	RECORD	PCT. RANK	GAMES	SCHEDULE	OF SCHEDULE	RPI	RPI	RPI	RPI
DIV. I ONLY	19- 10	77	6-4	57	63	46	46	6	6	
DIV. I NON-CONF.	8- 3	68	0	43	33	21	21	6	6	
TOTALS	RPI 1-25	RPI 26-50	W-L RECORDS	RPI 51-100	RPI 101-150	RPI 150+				
19- 10	1- 2	1- 3	OVERALL	7- 5	1- 0	9- 0				
10- 3	0- 1	1- 0	HOME	4- 2	0- 0	5- 0				
7- 7	1- 1	0- 3	AWAY	2- 3	0- 0	4- 0				
2- 0	0- 0	0- 0	NEUTRAL	1- 0	1- 0	0- 0				
8- 3	0- 1	0- 2	NON-CONFERENCE	4- 0	1- 0	3- 0				
4- 0	0- 0	0- 0	HOME	2- 0	0- 0	2- 0				
2- 3	0- 1	0- 2	AWAY	1- 0	0- 0	1- 0				
2- 0	0- 0	0- 0	NEUTRAL	1- 0	1- 0	0- 0				
11- 7	1- 1	1- 1	CONFERENCE	3- 5	0- 0	6- 0				
6- 3	0- 1	1- 0	HOME	2- 2	0- 0	3- 0				
5- 4	1- 0	0- 1	AWAY	1- 3	0- 0	3- 0				
0- 0	0- 0	0- 0	NEUTRAL	0- 0	0- 0	0- 0				

RPI S	Opponent	Score	RPI S	Opponent	Score	Team's RPI: 46	RPI S	Opponent	Score	RPI S	Opponent	Score
20	A DePaul	63 61	29	A Marquette	50 52		56	N West Virginia	82 75	117	N Temple	69 59
20	H DePaul	71 74	29	H Marquette	72 62		61	A St. John's (NY)	58 63	160	H Wichita St.	56 46
24	A Drake	53 63	30	A South Dakota	65 72		61	H St. John's (NY)	70 77	188	A Providence	77 68
			38	A Arizona St.	55 70		65	H UNI	57 54	188	H Providence	72 63
							73	H South Dakota St.	61 48	254	A Georgetown	65 56
							74	A Seton Hall	70 82	254	H Georgetown	95 78
							74	H Seton Hall	78 66	264	A Xavier	76 62
							78	A Villanova	58 42	264	H Xavier	62 55
							78	H Villanova	67 47	268	H North Dakota St.	70 59
							89	A Nebraska	79 74	314	A Omaha	67 54
							94	A Butler	61 76			
							94	H Butler	67 73			
LAST 10 Division I												
254	H Georgetown	95 78	61	H St. John's (NY)	70 77							
78	H Villanova	67 47	188	A Providence	77 68							
264	A Xavier	76 62	29	A Marquette	50 52							
94	A Butler	61 76	20	A DePaul	63 61							
74	H Seton Hall	78 66	94	H Butler	67 73							

Non-Div I Games:

Creighton

Loss, Non-Conf, S Site, H Home A Away N Neutral

Average RPI Win:	208	WON-LOST	WINNING	LAST 10	STRENGTH OF	OPP. STRENGTH	TEAM	ADJ.	CONF.	ADJ CONF.
Average RPI Loss:	114	RECORD	PCT. RANK	GAMES	SCHEDULE	OF SCHEDULE	RPI	RPI	RPI	RPI
DIV. I ONLY	9- 17	270	2-8	42	159	171	171	7	7	
DIV. I NON-CONF.	6- 7	182	0	143	296	157	157	8	8	
TOTALS	RPI 1-25	RPI 26-50	W-L RECORDS	RPI 51-100	RPI 101-150	RPI 150+				
9- 17	0- 3	0- 0	OVERALL	0- 4	1- 5	8- 5				
6- 6	0- 1	0- 0	HOME	0- 2	1- 1	5- 2				
3- 11	0- 2	0- 0	AWAY	0- 2	0- 4	3- 3				
0- 0	0- 0	0- 0	NEUTRAL	0- 0	0- 0	0- 0				
6- 7	0- 1	0- 0	NON-CONFERENCE	0- 0	0- 2	6- 4				
4- 1	0- 0	0- 0	HOME	0- 0	0- 0	4- 1				
2- 6	0- 1	0- 0	AWAY	0- 0	0- 2	2- 3				
0- 0	0- 0	0- 0	NEUTRAL	0- 0	0- 0	0- 0				
3- 10	0- 2	0- 0	CONFERENCE	0- 4	1- 3	2- 1				
2- 5	0- 1	0- 0	HOME	0- 2	1- 1	1- 1				
1- 5	0- 1	0- 0	AWAY	0- 2	0- 2	1- 0				
0- 0	0- 0	0- 0	NEUTRAL	0- 0	0- 0	0- 0				

RPI 1-25				RPI 26-50				RPI 51-100				RPI 101+ Team's RPI: 171			
RPI	S	Opponent	Score	RPI	S	Opponent	Score	RPI	S	Opponent	Score	RPI	S	Opponent	Score
9	A	Princeton	55 87					53	A	Yale	42 60	108	A	Columbia	63 73
9	H	Princeton	34 66					53	H	Yale	47 67	108	H	Columbia	50 62
11	A	Northwestern	37 79					64	A	Penn	31 67	121	A	Buffalo	49 73
								64	H	Penn	33 66	123	A	Harvard	49 64
												123	H	Harvard	63 62
												131	A	Boston U.	56 74
												161	A	Loyola Chicago	40 61
												168	H	Maine	57 41
												179	H	Merrimack	57 52
												189	A	Manhattan	58 70
												194	A	Cornell	67 65
												194	H	Cornell	82 79
												211	H	Brown	71 83
												213	A	UMass Lowell	62 51
												231	A	Fairfield	52 51
												248	H	Texas St.	51 61
												262	H	New Hampshire	66 47
												270	A	Loyola Maryland	56 72
												307	H	Vermont	72 55
LAST 10 Division I															
				53	A	Yale	42 60	194	A	Cornell	67 65				
				108	H	Columbia	50 62	108	A	Columbia	63 73				
				194	H	Cornell	82 79	53	H	Yale	47 67				
				9	A	Princeton	55 87	211	H	Brown	71 83				
				64	A	Penn	31 67	64	H	Penn	33 66				

Non-Div I Games:

Dartmouth

■ Loss, 
■ Non-Conf, 
■ S Site, 
■ H Home 
■ A Away 
N Neutral

## Davidson

Through Games Of March 6, 2020

Average RPI Win:	203	WON-LOST	WINNING	LAST 10	STRENGTH OF	OPP. STRENGTH	TEAM	ADJ.	CONF.	ADJ CONF.
Average RPI Loss:	110	RECORD	PCT. RANK	GAMES	SCHEDULE	OF SCHEDULE	RPI	RPI	RPI	RPI
DIV. I ONLY	15- 15	172	3-7	124	130	139	139	12	12	
DIV. I NON-CONF.	6- 6	164	0	165	149	122	122	12	12	
TOTALS	RPI 1-25	RPI 26-50	W-L RECORDS	RPI 51-100	RPI 101-150	RPI 150+				
15- 15	0- 1	0- 3	OVERALL	2- 4	2- 5	11- 2				
7- 5	0- 0	0- 1	HOME	1- 2	2- 1	4- 1				
7- 9	0- 1	0- 2	AWAY	1- 1	0- 4	6- 1				
1- 1	0- 0	0- 0	NEUTRAL	0- 1	0- 0	1- 0				
6- 6	0- 1	0- 2	NON-CONFERENCE	0- 1	0- 2	6- 0				
2- 1	0- 0	0- 0	HOME	0- 1	0- 0	2- 0				
3- 5	0- 1	0- 2	AWAY	0- 0	0- 2	3- 0				
1- 0	0- 0	0- 0	NEUTRAL	0- 0	0- 0	1- 0				
9- 9	0- 0	0- 1	CONFERENCE	2- 3	2- 3	5- 2				
5- 4	0- 0	0- 1	HOME	1- 1	2- 1	2- 1				
4- 4	0- 0	0- 0	AWAY	1- 1	0- 2	3- 1				
0- 1	0- 0	0- 0	NEUTRAL	0- 1	0- 0	0- 0				

RPI 1-25				RPI 26-50				RPI 51-100				RPI 101+ Team's RPI: 139			
RPI	S	Opponent	Score	RPI	S	Opponent	Score	RPI	S	Opponent	Score	RPI	S	Opponent	Score
25	A	Duke	52 82	39	A	Drexel	63 74	52	H	Charlotte	64 75	108	A	Columbia	60 63
				40	A	Virginia Tech	68 88	80	A	Fordham	46 47	122	A	Richmond	57 69
				48	H	Dayton	49 55	80	H	Fordham	74 62	127	H	Duquesne	79 76
								87	A	Saint Louis	65 58	135	A	Florida	50 55
								96	H	VCU	51 55	144	H	George Washington	62 55
								96	N	VCU	52 58	145	A	Massachusetts	48 61
												145	H	Massachusetts	62 70
												181	A	High Point	73 63
												193	A	La Salle	70 61
												193	H	La Salle	67 63
												205	A	UMKC	74 64
												212	A	Rhode Island	77 70
												212	H	Rhode Island	79 67
												232	H	Saint Joseph's	54 63
												249	A	George Mason	76 69
												254	H	Georgetown	66 52
												276	N	UC Irvine	78 72
												287	A	ETSU	75 60
												294	A	St. Bonaventure	56 68
												342	H	Western Caro.	101 51
LAST 10 Division I															
				96	N	VCU	52 58	232	H	Saint Joseph's	54 63				
				193	H	La Salle	67 63	127	H	Duquesne	79 76				
				96	H	VCU	51 55	80	A	Fordham	46 47				
				193	A	La Salle	70 61	294	A	St. Bonaventure	56 68				
				145	A	Massachusetts	48 61	48	H	Dayton	49 55				

Non-Div I Games: Newberry

75 46

Davidson

■ Loss, 
 ■ Non-Conf, 
 ■ S Site, 
 ■ Home 
 ■ A Away 
 N Neutral

Average RPI Win:	176	WON-LOST	WINNING	LAST 10	STRENGTH OF	OPP. STRENGTH	TEAM	ADJ.	CONF.	ADJ CONF.
Average RPI Loss:	57	RECORD	PCT. RANK	GAMES	SCHEDULE	OF SCHEDULE	RPI	RPI	RPI	RPI
DIV. I ONLY	23- 8	45	9-1	106	76	48	48	12	12	
DIV. I NON-CONF.	7- 7	164	0	124	9	131	131	12	12	
TOTALS	RPI 1-25	RPI 26-50	W-L RECORDS	RPI 51-100	RPI 101-150	RPI 150+				
23- 8	0- 4	0- 0	OVERALL	4- 1	8- 3	11- 0				
12- 2	0- 2	0- 0	HOME	3- 0	3- 0	6- 0				
9- 3	0- 1	0- 0	AWAY	1- 1	5- 1	3- 0				
2- 3	0- 1	0- 0	NEUTRAL	0- 0	0- 2	2- 0				
7- 7	0- 4	0- 0	NON-CONFERENCE	0- 0	1- 3	6- 0				
3- 2	0- 2	0- 0	HOME	0- 0	0- 0	3- 0				
2- 2	0- 1	0- 0	AWAY	0- 0	1- 1	1- 0				
2- 3	0- 1	0- 0	NEUTRAL	0- 0	0- 2	2- 0				
16- 1	0- 0	0- 0	CONFERENCE	4- 1	7- 0	5- 0				
9- 0	0- 0	0- 0	HOME	3- 0	3- 0	3- 0				
7- 1	0- 0	0- 0	AWAY	1- 1	4- 0	2- 0				
0- 0	0- 0	0- 0	NEUTRAL	0- 0	0- 0	0- 0				

RPI 1-25				RPI 26-50				RPI 51-100				RPI 101+			
RPI	S	Opponent	Score	RPI	S	Opponent	Score	RPI	S	Opponent	Score	RPI	S	Opponent	Score
1	H	South Carolina	49 75					80	A	Fordham	38 50	110	N	Wake Forest	59 78
6	H	UConn	37 75					80	H	Fordham	48 44	111	N	Auburn	74 76
10	N	Gonzaga	65 76					87	A	Saint Louis	78 66	121	A	Buffalo	59 67
16	A	Central Mich.	80 81					87	H	Saint Louis	48 47	122	A	Richmond	65 51
								96	H	VCU	72 67	122	H	Richmond	79 68
												127	H	Duquesne	54 41
												139	A	Davidson	55 49
												144	A	George Washington	66 50
												144	H	George Washington	50 44
												145	A	Massachusetts	52 51
												147	A	Northeastern	71 60
												159	A	Toledo	60 42
												168	N	Maine	78 49
												193	A	La Salle	98 58
												212	H	Rhode Island	71 60
												232	A	Saint Joseph's	59 44
												237	N	East Carolina	94 68
												249	H	George Mason	59 55
												256	H	Lipscomb	82 60
												282	H	Morehead St.	58 41
												294	H	St. Bonaventure	78 51
												336	H	Coppin St.	78 48
LAST 10 Division I															
122	H	Richmond	79 68	96	H	VCU	72 67	145	A	Massachusetts	52 51				
87	A	Saint Louis	78 66	212	H	Rhode Island	71 60	139	A	Davidson	55 49				
294	H	St. Bonaventure	78 51	232	A	Saint Joseph's	59 44								
80	A	Fordham	38 50												
144	H	George Washington	50 44												

Non-Div I Games:

Dayton

DePaul				Through Games Of March 6, 2020						
Average RPI Win:	144	WON-LOST	WINNING	LAST 10	STRENGTH OF	OPP. STRENGTH	TEAM	ADJ.	CONF.	ADJ CONF.
Average RPI Loss:	35	RECORD	PCT. RANK	GAMES	SCHEDULE	OF SCHEDULE	RPI	RPI	RPI	RPI
DIV. I ONLY	25- 5	23	7-3	68	65	20	20	6	6	
DIV. I NON-CONF.	10- 2	29	0	54	37	19	19	6	6	
TOTALS	RPI 1-25	RPI 26-50	W-L RECORDS	RPI 51-100	RPI 101-150	RPI 150+				
25- 5	1- 2	3- 2	OVERALL	7- 1	3- 0	11- 0				
14- 2	0- 1	2- 1	HOME	4- 0	1- 0	7- 0				
11- 3	1- 1	1- 1	AWAY	3- 1	2- 0	4- 0				
0- 0	0- 0	0- 0	NEUTRAL	0- 0	0- 0	0- 0				
10- 2	1- 2	1- 0	NON-CONFERENCE	0- 0	3- 0	5- 0				
6- 1	0- 1	1- 0	HOME	0- 0	1- 0	4- 0				
4- 1	1- 1	0- 0	AWAY	0- 0	2- 0	1- 0				
0- 0	0- 0	0- 0	NEUTRAL	0- 0	0- 0	0- 0				
15- 3	0- 0	2- 2	CONFERENCE	7- 1	0- 0	6- 0				
8- 1	0- 0	1- 1	HOME	4- 0	0- 0	3- 0				
7- 2	0- 0	1- 1	AWAY	3- 1	0- 0	3- 0				
0- 0	0- 0	0- 0	NEUTRAL	0- 0	0- 0	0- 0				

DePaul

RPI	S	Opponent	Score
6	H	UConn	74 84
11	A	Northwestern	70 68
18	A	Oregon St.	77 98

RPI	S	Opponent	Score
29	A	Marquette	83 90
29	H	Marquette	89 71
39	H	Drexel	81 57
46	A	Creighton	74 71
46	H	Creighton	61 63

RPI	S	Opponent	Score
61	A	St. John's (NY)	71 65
61	H	St. John's (NY)	74 69
74	A	Seton Hall	86 76
74	H	Seton Hall	85 68
78	A	Villanova	58 76
78	H	Villanova	85 69
94	A	Butler	80 65
94	H	Butler	89 60

RPI	S	Opponent	Score
116	H	Miami (FL)	89 83
118	A	Notre Dame	105 94
120	A	Green Bay	76 65
161	A	Loyola Chicago	83 76
188	A	Providence	80 67
188	H	Providence	93 71
217	H	Milwaukee	94 65
227	H	Miami (OH)	98 79
246	H	Arkansas St.	109 64
254	A	Georgetown	87 69
254	H	Georgetown	92 66
264	A	Xavier	91 68
264	H	Xavier	97 65
318	H	Alabama St.	105 76

DePaul

LAST 10 Division I			
29	A	Marquette	83 90
78	A	Villanova	58 76
254	A	Georgetown	87 69
264	H	Xavier	97 65
94	H	Butler	89 60
74	A	Seton Hall	86 76
61	A	St. John's (NY)	71 65
188	H	Providence	93 71
46	H	Creighton	61 63
254	H	Georgetown	92 66

Non-Div I Games:

DePaul

# Delaware

Through Games Of March 6, 2020

Average RPI Win:	216	WON-LOST	WINNING	LAST 10	STRENGTH OF	OPP. STRENGTH	TEAM	ADJ.	CONF.	ADJ CONF.
Average RPI Loss:	122	RECORD	PCT. RANK	GAMES	SCHEDULE	OF SCHEDULE	RPI	RPI	RPI	RPI
DIV. I ONLY	11- 17	237	5-5	93	147	180	180	14	14	
DIV. I NON-CONF.	4- 7	225	0	76	140	152	152	13	13	
TOTALS	RPI 1-25	RPI 26-50	W-L RECORDS	RPI 51-100	RPI 101-150	RPI 150+				
11- 17	0- 1	0- 5	OVERALL	0- 1	2- 4	9- 6				
5- 7	0- 0	0- 2	HOME	0- 0	0- 3	5- 2				
5- 10	0- 1	0- 3	AWAY	0- 1	2- 1	3- 4				
1- 0	0- 0	0- 0	NEUTRAL	0- 0	0- 0	1- 0				
4- 7	0- 1	0- 1	NON-CONFERENCE	0- 1	1- 1	3- 3				
1- 3	0- 0	0- 0	HOME	0- 0	0- 1	1- 2				
2- 4	0- 1	0- 1	AWAY	0- 1	1- 0	1- 1				
1- 0	0- 0	0- 0	NEUTRAL	0- 0	0- 0	1- 0				
7- 10	0- 0	0- 4	CONFERENCE	0- 0	1- 3	6- 3				
4- 4	0- 0	0- 2	HOME	0- 0	0- 2	4- 0				
3- 6	0- 0	0- 2	AWAY	0- 0	1- 1	2- 3				
0- 0	0- 0	0- 0	NEUTRAL	0- 0	0- 0	0- 0				

RPI 1-25				RPI 26-50				RPI 51-100				RPI 101+ Team's RPI: 180			
RPI	S	Opponent	Score	RPI	S	Opponent	Score	RPI	S	Opponent	Score	RPI	S	Opponent	Score
3	A	Maryland	55 99	34	A	UCF	49 75	52	A	Charlotte	57 61	105	A	William & Mary	58 68
				35	A	James Madison	64 69					105	H	William & Mary	60 78
				35	H	James Madison	39 60					115	A	Robert Morris	73 62
				39	A	Drexel	59 63					144	H	George Washington	49 63
				39	H	Drexel	32 52					147	A	Northeastern	81 69
												147	H	Northeastern	62 72
												168	H	Maine	56 69
												177	A	Elon	65 56
												177	H	Elon	73 60
												178	A	Gardner-Webb	65 67
												186	A	Towson	66 76
												186	H	Towson	69 62
												191	N	Santa Clara	81 80
												218	A	Cal St. Fullerton	72 55
												249	H	George Mason	63 44
												263	A	Col. of Charleston	73 84
												263	H	Col. of Charleston	63 54
												265	A	UNCW	65 71
												277	H	Delaware St.	64 67
												327	A	Hofstra	77 67
												327	H	Hofstra	80 59
LAST 10 Division I															
				263	H	Col. of Charleston	63 54					39	H	Drexel	32 52
				35	A	James Madison	64 69					327	A	Hofstra	77 67
				186	A	Towson	66 76					147	A	Northeastern	81 69
				105	H	William & Mary	60 78					186	H	Towson	69 62
				177	H	Elon	73 60					35	H	James Madison	39 60

Non-Div I Games:

Delaware

Loss, Non-Conf, S Site, H Home A Away N Neutral



Average RPI Win: 299		WON-LOST	WINNING	LAST 10	STRENGTH OF	OPP. STRENGTH	TEAM	ADJ.	CONF.	ADJ CONF.
Average RPI Loss: 165		RECORD	PCT. RANK	GAMES	SCHEDULE	OF SCHEDULE	RPI	RPI	RPI	RPI
DIV. I ONLY		10- 17	256	4-6	201	343	277	277	29	29
DIV. I NON-CONF.		2- 9	304	0	40	326	253	253	29	29
TOTALS		RPI 1-25	RPI 26-50		W-L RECORDS		RPI 51-100	RPI 101-150	RPI 150+	
10- 17	0- 0	0- 1		OVERALL		0- 2	0- 3		10- 11	
6- 9	0- 0	0- 0		HOME		0- 1	0- 3		6- 5	
4- 8	0- 0	0- 1		AWAY		0- 1	0- 0		4- 6	
0- 0	0- 0	0- 0		NEUTRAL		0- 0	0- 0		0- 0	
2- 9	0- 0	0- 1		NON-CONFERENCE		0- 2	0- 2		2- 4	
1- 6	0- 0	0- 0		HOME		0- 1	0- 2		1- 3	
1- 3	0- 0	0- 1		AWAY		0- 1	0- 0		1- 1	
0- 0	0- 0	0- 0		NEUTRAL		0- 0	0- 0		0- 0	
8- 8	0- 0	0- 0		CONFERENCE		0- 0	0- 1		8- 7	
5- 3	0- 0	0- 0		HOME		0- 0	0- 1		5- 2	
3- 5	0- 0	0- 0		AWAY		0- 0	0- 0		3- 5	
0- 0	0- 0	0- 0		NEUTRAL		0- 0	0- 0		0- 0	

[illegible]

Non-Div I Games:	Post	67	41	Georgian Court	69	48
------------------	------	----	----	----------------	----	----

Delaware St.

■ Loss, ■ Non-Conf, S Site, H Home A Away N Neutral



# Detroit Mercy

Through Games Of March 6, 2020

Average RPI Win:	291	WON-LOST	WINNING	LAST 10	STRENGTH OF	OPP. STRENGTH	TEAM	ADJ.	CONF.	ADJ CONF.
Average RPI Loss:	180	RECORD	PCT. RANK	GAMES	SCHEDULE	OF SCHEDULE	RPI	RPI	RPI	RPI
DIV. I ONLY	3- 27	343	1-9	200	270	332	332	22	22	
DIV. I NON-CONF.	0- 11	338	0	206	234	335	335	22	22	
TOTALS	RPI 1-25	RPI 26-50	W-L RECORDS	RPI 51-100	RPI 101-150	RPI 150+				
3- 27	0- 0	0- 0	OVERALL	0- 3	0- 5	3- 19				
2- 12	0- 0	0- 0	HOME	0- 1	0- 2	2- 9				
1- 13	0- 0	0- 0	AWAY	0- 2	0- 3	1- 8				
0- 2	0- 0	0- 0	NEUTRAL	0- 0	0- 0	0- 2				
0- 11	0- 0	0- 0	NON-CONFERENCE	0- 1	0- 3	0- 7				
0- 5	0- 0	0- 0	HOME	0- 0	0- 1	0- 4				
0- 4	0- 0	0- 0	AWAY	0- 1	0- 2	0- 1				
0- 2	0- 0	0- 0	NEUTRAL	0- 0	0- 0	0- 2				
3- 16	0- 0	0- 0	CONFERENCE	0- 2	0- 2	3- 12				
2- 7	0- 0	0- 0	HOME	0- 1	0- 1	2- 5				
1- 9	0- 0	0- 0	AWAY	0- 1	0- 1	1- 7				
0- 0	0- 0	0- 0	NEUTRAL	0- 0	0- 0	0- 0				

RPI S	Opponent	Score	RPI S	Opponent	Score	RPI S	Opponent	Score	RPI S	Opponent	Score	Team's RPI: 332
						77 A	IUPUI	45 82	102 A	Michigan St.	52 110	
						77 H	IUPUI	54 95	120 A	Green Bay	45 72	
						94 A	Butler	60 82	120 H	Green Bay	48 65	
									134 A	Western Mich.	67 82	
									143 H	Valparaiso	58 77	
									156 H	Akron	60 81	
									159 H	Toledo	64 82	
									161 H	Loyola Chicago	60 89	
									167 A	Wright St.	61 67	
									167 H	Wright St.	58 66	
									174 A	Northern Ky.	47 94	
									174 A	Northern Ky.	60 72	
									174 H	Northern Ky.	61 82	
									183 H	Eastern Mich.	70 84	
									190 A	Cleveland St.	63 68	
									190 H	Cleveland St.	70 59	
									207 N	Tennessee Tech	47 69	
									217 A	Milwaukee	51 76	
									217 H	Milwaukee	48 63	
									249 A	George Mason	62 75	
									259 A	Youngstown St.	66 72	
									259 H	Youngstown St.	47 62	
									284 A	Oakland	60 65	
									284 H	Oakland	57 71	
									299 N	Sacred Heart	60 66	
									341 A	UIC	70 62	
LAST 10 Division I												
			174 A	Northern Ky.	47 94		217 A	Milwaukee	51 76			
			167 H	Wright St.	58 66		120 A	Green Bay	45 72			
			174 H	Northern Ky.	61 82		341 H	UIC	58 52			
			190 A	Cleveland St.	63 68		77 H	IUPUI	54 95			
			259 A	Youngstown St.	66 72		284 A	Oakland	60 65			

Non-Div I Games:

Detroit Mercy

Loss, Non-Conf, S Site, H Home A Away N Neutral

D  
e  
t  
r  
o  
i  
t  
M  
e  
r  
c  
y

RPI S      Detroit Mercy  
Opponent      Score

Through Games Of March 6, 2020

RPI	S	Opponent	Score
341	H	UIC	58 52

D  
e  
t  
r  
o  
i  
t  
M  
e  
r  
c  
y

Detroit Mercy

Drake

Through Games Of March 6, 2020

Average RPI Win: <b>148</b>	WON-LOST	WINNING	LAST 10	STRENGTH OF	OPP. STRENGTH	TEAM	ADJ.	CONF.	ADJ CONF.
Average RPI Loss: <b>37</b>	RECORD	PCT. RANK	GAMES	SCHEDULE	OF SCHEDULE	RPI	RPI	RPI	RPI
DIV. I ONLY	21- 8	50	8-2	50	67	24	24	8	8
DIV. I NON-CONF.	7- 4	100	0	44	2	41	41	7	7
TOTALS	RPI 1-25	RPI 26-50	W-L RECORDS	RPI 51-100	RPI 101-150	RPI 150+			
21- 8	0- 3	3- 3	OVERALL	4- 2	5- 0	9- 0			
12- 1	0- 1	3- 0	HOME	3- 0	2- 0	4- 0			
7- 6	0- 2	0- 2	AWAY	1- 2	2- 0	4- 0			
2- 1	0- 0	0- 1	NEUTRAL	0- 0	1- 0	1- 0			
7- 4	0- 1	2- 2	NON-CONFERENCE	1- 1	1- 0	3- 0			
4- 0	0- 0	2- 0	HOME	1- 0	0- 0	1- 0			
1- 3	0- 1	0- 1	AWAY	0- 1	0- 0	1- 0			
2- 1	0- 0	0- 1	NEUTRAL	0- 0	1- 0	1- 0			
14- 4	0- 2	1- 1	CONFERENCE	3- 1	4- 0	6- 0			
8- 1	0- 1	1- 0	HOME	2- 0	2- 0	3- 0			
6- 3	0- 1	0- 1	AWAY	1- 1	2- 0	3- 0			
0- 0	0- 0	0- 0	NEUTRAL	0- 0	0- 0	0- 0			

RPI S	Opponent	Score	RPI S	Opponent	Score	RPI S	Opponent	Score	RPI S	Opponent	Score
8	A Missouri St.	67 <b>69</b>	30	A South Dakota	94 <b>102</b>	65	A UNI	78 <b>91</b>	101	A Southern Ill.	73 65
8	H Missouri St.	83 <b>89</b>	44	N Purdue	47 <b>67</b>	65	H UNI	104 87	101	H Southern Ill.	91 76
15	A Iowa	67 <b>79</b>	45	A Bradley	76 <b>77</b>	68	A Illinois St.	69 67	111	N Auburn	83 82
			45	H Bradley	85 72	68	H Illinois St.	87 82	143	A Valparaiso	83 79
			46	H Creighton	63 53	73	H South Dakota St.	74 67	143	H Valparaiso	87 66
			50	H Iowa St.	86 81	83	A Oklahoma	84 <b>93</b>	161	A Loyola Chicago	83 75
									161	H Loyola Chicago	80 52
									168	N Maine	94 62
									184	A Northern Ill.	73 49
									206	H Western Ill.	94 75
									271	A Indiana St.	92 71
									271	H Indiana St.	105 65
									331	A Evansville	66 51
									331	H Evansville	108 44
LAST 10 Division I											
65	A UNI	78 <b>91</b>	271	A Indiana St.	92 71						
143	A Valparaiso	83 79	331	A Evansville	66 51						
161	A Loyola Chicago	83 75	8	H Missouri St.	83 <b>89</b>						
68	H Illinois St.	87 82	101	H Southern Ill.	91 76						
45	H Bradley	85 72	161	H Loyola Chicago	80 52						

Non-Div I Games: Waldorf 103 18

Drake

Loss, Non-Conf, S Site, H Home A Away N Neutral

Average RPI Win:	178	WON-LOST	WINNING	LAST 10	STRENGTH OF	OPP. STRENGTH	TEAM	ADJ.	CONF.	ADJ CONF.
Average RPI Loss:	97	RECORD	PCT. RANK	GAMES	SCHEDULE	OF SCHEDULE	RPI	RPI	RPI	RPI
DIV. I ONLY	22- 7	37	9-1	104	125	39	39	14	14	
DIV. I NON-CONF.	7- 5	131	0	55	90	78	78	13	13	
TOTALS	RPI 1-25	RPI 26-50	W-L RECORDS	RPI 51-100	RPI 101-150	RPI 150+				
22- 7	0- 1	1- 2	OVERALL	1- 1	6- 2	14- 1				
13- 1	0- 0	1- 0	HOME	1- 0	4- 1	7- 0				
9- 5	0- 1	0- 2	AWAY	0- 1	2- 0	7- 1				
0- 1	0- 0	0- 0	NEUTRAL	0- 0	0- 1	0- 0				
7- 5	0- 1	0- 1	NON-CONFERENCE	1- 1	2- 2	4- 0				
5- 1	0- 0	0- 0	HOME	1- 0	2- 1	2- 0				
2- 3	0- 1	0- 1	AWAY	0- 1	0- 0	2- 0				
0- 1	0- 0	0- 0	NEUTRAL	0- 0	0- 1	0- 0				
15- 2	0- 0	1- 1	CONFERENCE	0- 0	4- 0	10- 1				
8- 0	0- 0	1- 0	HOME	0- 0	2- 0	5- 0				
7- 2	0- 0	0- 1	AWAY	0- 0	2- 0	5- 1				
0- 0	0- 0	0- 0	NEUTRAL	0- 0	0- 0	0- 0				

RPI 1-25			RPI 26-50			Team's RPI: 39	RPI 51-100			RPI 101+		
RPI	S	Opponent	Score	RPI	S	Opponent	Score	RPI	S	Opponent	Score	
20	A	DePaul	57 81	35	A	James Madison	39 69	64	A	Penn	49 53	105 A William & Mary 61 54
				35	H	James Madison	70 48	78	H	Villanova	54 52	105 H William & Mary 84 74
				49	A	Bucknell	49 60					121 N Buffalo 59 63
												122 H Richmond 58 52
												130 H Pacific 51 58
												139 H Davidson 74 63
												147 A Northeastern 67 51
												147 H Northeastern 50 41
												168 H Maine 70 57
												177 A Elon 55 53
												177 H Elon 66 47
												180 A Delaware 52 32
												180 H Delaware 63 59
												182 A Quinnipiac 66 62
												186 A Towson 63 60
												186 H Towson 59 50
												193 H La Salle 69 31
												232 A Saint Joseph's 62 52
												263 A Col. of Charleston 59 73
												265 A UNCW 73 72
												265 H UNCW 52 50
												327 A Hofstra 45 32
												327 H Hofstra 74 54
LAST 10 Division I												
265	H	UNCW	52 50	180	A	Delaware	52 32					
186	A	Towson	63 60	147	A	Northeastern	67 51					
35	A	James Madison	39 69	327	A	Hofstra	45 32					
177	H	Elon	66 47	35	H	James Madison	70 48					
105	H	William & Mary	84 74	186	H	Towson	59 50					

Non-Div I Games:

Drexel



Average RPI Win: <b>216</b>	WON-LOST	WINNING	LAST 10	STRENGTH OF	OPP. STRENGTH	TEAM	ADJ.	CONF.	ADJ CONF.
Average RPI Loss: <b>107</b>	RECORD	PCT. RANK	GAMES	SCHEDULE	OF SCHEDULE	RPI	RPI	RPI	RPI
DIV. I ONLY	20- 11	84	6-4	254	111	127	127	12	12
DIV. I NON-CONF.	10- 3	57	0	291	125	101	101	12	12
TOTALS	RPI 1-25	RPI 26-50	W-L RECORDS	RPI 51-100	RPI 101-150	RPI 150+			
20- 11	0- 0	0- 1	OVERALL	2- 4	0- 6	18- 0			
11- 3	0- 0	0- 0	HOME	1- 1	0- 2	10- 0			
9- 7	0- 0	0- 1	AWAY	1- 2	0- 4	8- 0			
0- 1	0- 0	0- 0	NEUTRAL	0- 1	0- 0	0- 0			
10- 3	0- 0	0- 0	NON-CONFERENCE	0- 2	0- 1	10- 0			
4- 1	0- 0	0- 0	HOME	0- 1	0- 0	4- 0			
6- 2	0- 0	0- 0	AWAY	0- 1	0- 1	6- 0			
0- 0	0- 0	0- 0	NEUTRAL	0- 0	0- 0	0- 0			
10- 8	0- 0	0- 1	CONFERENCE	2- 2	0- 5	8- 0			
7- 2	0- 0	0- 0	HOME	1- 0	0- 2	6- 0			
3- 5	0- 0	0- 1	AWAY	1- 1	0- 3	2- 0			
0- 1	0- 0	0- 0	NEUTRAL	0- 1	0- 0	0- 0			

RPI 1-25				RPI 26-50				RPI 51-100				RPI 101+ Team's RPI: 127			
RPI	S	Opponent	Score	RPI	S	Opponent	Score	RPI	S	Opponent	Score	RPI	S	Opponent	Score
				48	A	Dayton	41 54	58	A	Oklahoma St.	41 84	117	A	Temple	72 85
								80	H	Fordham	74 63	122	A	Richmond	64 67
								80	N	Fordham	47 54	139	A	Davidson	76 79
								87	A	Saint Louis	50 53	144	A	George Washington	60 65
								96	A	VCU	79 76	144	H	George Washington	65 72
								98	H	Kent St.	75 77	145	H	Massachusetts	77 81
												156	A	Akron	88 63
												159	H	Toledo	79 74
												166	A	Lafayette	73 65
												189	A	Manhattan	76 65
												193	H	La Salle	82 56
												194	A	Cornell	72 62
												212	H	Rhode Island	72 62
												212	H	Rhode Island	70 53
												223	H	Kennesaw St.	75 72
												232	A	Saint Joseph's	58 51
												232	H	Saint Joseph's	53 42
												239	A	Iona	76 74
												249	H	George Mason	84 63
												269	H	Saint Francis (PA)	72 69
												283	A	Pittsburgh	81 62
												294	A	St. Bonaventure	80 57
												294	H	St. Bonaventure	58 39
												345	H	Central Conn. St.	72 33
LAST 10 Division I															
				80	N	Fordham	47 54	212	H	Rhode Island	72 62				
				212	H	Rhode Island	70 53	139	A	Davidson	76 79				
				294	A	St. Bonaventure	80 57	122	A	Richmond	64 67				
				80	H	Fordham	74 63	232	H	Saint Joseph's	53 42				
				144	H	George Washington	65 72	96	A	VCU	79 76				

Non-Div I Games:

Duquesne

■ Loss, 
 ■ Non-Conf, 
 ■ S Site, 
 ■ H Home 
 ■ A Away 
 N Neutral



**ETSU**

**ETSU**

Page 81

# East Carolina

Through Games Of March 6, 2020

Average RPI Win: <b>228</b>	WON-LOST	WINNING	LAST 10	STRENGTH OF	OPP. STRENGTH	TEAM	ADJ.	CONF.	ADJ CONF.
Average RPI Loss: <b>116</b>	RECORD	PCT. RANK	GAMES	SCHEDULE	OF SCHEDULE	RPI	RPI	RPI	RPI
DIV. I ONLY	9- 21	288	5-5	102	99	237	237	9	9
DIV. I NON-CONF.	3- 10	282	0	74	129	235	235	9	9
TOTALS	RPI 1-25	RPI 26-50	W-L RECORDS	RPI 51-100	RPI 101-150	RPI 150+			
9- 21	0- 2	0- 2	OVERALL	0- 6	1- 4	8- 7			
7- 7	0- 1	0- 0	HOME	0- 2	1- 1	6- 3			
2- 11	0- 0	0- 1	AWAY	0- 4	0- 2	2- 4			
0- 3	0- 1	0- 1	NEUTRAL	0- 0	0- 1	0- 0			
3- 10	0- 1	0- 1	NON-CONFERENCE	0- 4	0- 3	3- 1			
2- 4	0- 0	0- 0	HOME	0- 2	0- 1	2- 1			
1- 4	0- 0	0- 0	AWAY	0- 2	0- 2	1- 0			
0- 2	0- 1	0- 1	NEUTRAL	0- 0	0- 0	0- 0			
6- 11	0- 1	0- 1	CONFERENCE	0- 2	1- 1	5- 6			
5- 3	0- 1	0- 0	HOME	0- 0	1- 0	4- 2			
1- 7	0- 0	0- 1	AWAY	0- 2	0- 0	1- 4			
0- 1	0- 0	0- 0	NEUTRAL	0- 0	0- 1	0- 0			

RPI	S	Opponent	Score	RPI	S	Opponent	Score	RPI	S	Opponent	Score	RPI	S	Opponent	Score	Team's RPI: 237
6	H	UConn	42 <b>98</b>	34	A	UCF	55 <b>91</b>	51	H	Middle Tenn.	66 <b>68</b>	103	A	Liberty	66 <b>81</b>	
11	N	Northwestern	45 <b>64</b>	48	N	Dayton	68 <b>94</b>	52	H	Charlotte	47 <b>59</b>	105	H	William & Mary	68 <b>78</b>	
								60	A	Georgia	50 <b>67</b>	110	A	Wake Forest	53 <b>76</b>	
								69	A	South Fla.	52 <b>81</b>	117	H	Temple	56 50	
								76	A	Cincinnati	53 <b>76</b>	117	N	Temple	57 <b>67</b>	
								96	A	VCU	40 <b>53</b>	160	A	Wichita St.	55 <b>57</b>	
												160	H	Wichita St.	53 <b>61</b>	
												162	H	Tulane	53 50	
												192	A	Memphis	61 57	
												192	H	Memphis	71 65	
												214	A	Houston	63 <b>72</b>	
												214	H	Houston	53 50	
												226	A	SMU	45 <b>53</b>	
												226	H	SMU	47 <b>55</b>	
												255	A	Tulsa	56 <b>58</b>	
												255	H	Tulsa	59 42	
												261	H	Howard	51 <b>67</b>	
												275	A	Longwood	64 61	
												317	H	UMES	57 42	
												330	H	USC Upstate	69 48	
LAST 10 Division I																
117	N	Temple	57 <b>67</b>	255	H	Tulsa	59 42									
76	A	Cincinnati	53 <b>76</b>	192	A	Memphis	61 57									
162	H	Tulane	53 50	226	A	SMU	45 <b>53</b>									
69	A	South Fla.	52 <b>81</b>	214	H	Houston	53 50									
117	H	Temple	56 50	160	A	Wichita St.	55 <b>57</b>									

Non-Div I Games:

East Carolina

Loss, Non-Conf, S Site, H Home A Away N Neutral

Average RPI Win:	261	WON-LOST	WINNING	LAST 10	STRENGTH OF	OPP. STRENGTH	TEAM	ADJ.	CONF.	ADJ CONF.
Average RPI Loss:	140	RECORD	PCT. RANK	GAMES	SCHEDULE	OF SCHEDULE	RPI	RPI	RPI	RPI
DIV. I ONLY	18- 12	117	7-3	333	201	199	199	20	20	
DIV. I NON-CONF.	5- 5	164	0	349	136	306	306	23	23	
TOTALS	RPI 1-25	RPI 26-50	W-L RECORDS	RPI 51-100	RPI 101-150	RPI 150+				
18- 12	0- 0	1- 2	OVERALL	0- 3	0- 2	17- 5				
8- 5	0- 0	1- 0	HOME	0- 1	0- 1	7- 3				
8- 6	0- 0	0- 1	AWAY	0- 2	0- 1	8- 2				
2- 1	0- 0	0- 1	NEUTRAL	0- 0	0- 0	2- 0				
5- 5	0- 0	0- 0	NON-CONFERENCE	0- 0	0- 2	5- 3				
1- 3	0- 0	0- 0	HOME	0- 0	0- 1	1- 2				
3- 2	0- 0	0- 0	AWAY	0- 0	0- 1	3- 1				
1- 0	0- 0	0- 0	NEUTRAL	0- 0	0- 0	1- 0				
13- 7	0- 0	1- 2	CONFERENCE	0- 3	0- 0	12- 2				
7- 2	0- 0	1- 0	HOME	0- 1	0- 0	6- 1				
5- 4	0- 0	0- 1	AWAY	0- 2	0- 0	5- 1				
1- 1	0- 0	0- 1	NEUTRAL	0- 0	0- 0	1- 0				

RPI S	Opponent	Score	RPI S	Opponent	Score	RPI S	Opponent	Score	RPI S	Opponent	Score	Team's RPI: 199
42	A UT Martin	64 88	42	H UT Martin	74 70	55	A Belmont	45 69	143	H Valparaiso	66 78	
42	H UT Martin		42	N UT Martin	52 63	97	A Southeast Mo. St.	56 72	146	A Wisconsin	55 63	
						97	H Southeast Mo. St.	65 77	161	H Loyola Chicago	51 67	
									169	A Austin Peay	76 47	
									169	H Austin Peay	73 72	
									184	A Northern Ill.	48 61	
									206	N Western Ill.	60 52	
									207	H Tennessee Tech	62 75	
									235	A Murray St.	87 92	
									235	H Murray St.	66 46	
									244	H Jacksonville St.	55 52	
									244	N Jacksonville St.	49 46	
									256	A Lipscomb	66 56	
									271	H Indiana St.	57 59	
									282	A Morehead St.	57 51	
									282	H Morehead St.	67 62	
									288	A Eastern Ky.	83 63	
									288	H Eastern Ky.	85 38	
									314	H Omaha	65 52	
									331	A Evansville	90 44	
									333	A Tennessee St.	73 52	
									338	A SIUE	65 62	
									338	H SIUE	77 71	
									341	A UIC	80 45	
LAST 10 Division I												
			42	N UT Martin	52 63	235	H Murray St.	66 46				
			244	N Jacksonville St.	49 46	42	A UT Martin	64 88				
			338	A SIUE	65 62	338	H SIUE	77 71				
			97	A Southeast Mo. St.	56 72	282	H Morehead St.	67 62				
			169	H Austin Peay	73 72	288	H Eastern Ky.	85 38				

Non-Div I Games: Lindenwood (MO) 88 66

Eastern Ill.

Eastern Ky.

Through Games Of March 6, 2020

Average RPI Win:	274	WON-LOST	WINNING	LAST 10	STRENGTH OF	OPP. STRENGTH	TEAM	ADJ.	CONF.	ADJ CONF.
Average RPI Loss:	171	RECORD	PCT. RANK	GAMES	SCHEDULE	OF SCHEDULE	RPI	RPI	RPI	RPI
DIV. I ONLY	10- 18	261	3-7	315	226	288	288	20	20	
DIV. I NON-CONF.	5- 5	164	0	274	166	203	203	23	23	
TOTALS	RPI 1-25	RPI 26-50	W-L RECORDS	RPI 51-100	RPI 101-150	RPI 150+				
10- 18	0- 0	0- 1	OVERALL	0- 5	0- 1	10- 11				
4- 9	0- 0	0- 1	HOME	0- 2	0- 0	4- 6				
6- 9	0- 0	0- 0	AWAY	0- 3	0- 1	6- 5				
0- 0	0- 0	0- 0	NEUTRAL	0- 0	0- 0	0- 0				
5- 5	0- 0	0- 0	NON-CONFERENCE	0- 2	0- 1	5- 2				
2- 2	0- 0	0- 0	HOME	0- 0	0- 0	2- 2				
3- 3	0- 0	0- 0	AWAY	0- 2	0- 1	3- 0				
0- 0	0- 0	0- 0	NEUTRAL	0- 0	0- 0	0- 0				
5- 13	0- 0	0- 1	CONFERENCE	0- 3	0- 0	5- 9				
2- 7	0- 0	0- 1	HOME	0- 2	0- 0	2- 4				
3- 6	0- 0	0- 0	AWAY	0- 1	0- 0	3- 5				
0- 0	0- 0	0- 0	NEUTRAL	0- 0	0- 0	0- 0				

RPI S	Opponent	Score	RPI S	Opponent	Score	RPI S	Opponent	Score	RPI S	Opponent	Score	Team's RPI: 288
42	H UT Martin	50 65	55	A Belmont	48 68	126	A Vanderbilt	69 75				
			55	H Belmont	46 85	169	A Austin Peay	53 69				
			77	A IUPUI	42 72	174	H Northern Ky.	69 62				
			94	A Butler	41 73	192	A Memphis	63 60				
			97	H Southeast Mo. St.	44 60	199	A Eastern Ill.	38 85				
						199	H Eastern Ill.	63 83				
						207	A Tennessee Tech	82 87				
						207	H Tennessee Tech	42 60				
						209	H Chattanooga	71 65				
						227	H Miami (OH)	57 75				
						235	A Murray St.	65 66				
						244	A Jacksonville St.	54 68				
						244	H Jacksonville St.	33 43				
						259	H Youngstown St.	63 72				
						264	A Xavier	56 55				
						282	A Morehead St.	68 47				
						282	H Morehead St.	64 58				
						325	A Mercer	61 60				
						333	A Tennessee St.	61 55				
						333	H Tennessee St.	64 67				
						338	A SIUE	68 38				
						338	H SIUE	49 46				
LAST 10 Division I												
282	H Morehead St.	64 58	282	A Morehead St.	68 47							
235	A Murray St.	65 66	338	A SIUE	68 38							
55	H Belmont	46 85	199	A Eastern Ill.	38 85							
333	H Tennessee St.	64 67	97	H Southeast Mo. St.	44 60							
169	A Austin Peay	53 69	42	H UT Martin	50 65							

Non-Div I Games: Alice Lloyd 102 65

Eastern Ky.

Loss, Non-Conf, S Site, H Home A Away N Neutral

Average RPI Win:	202	WON-LOST	WINNING	LAST 10	STRENGTH OF	OPP. STRENGTH	TEAM	ADJ.	CONF.	ADJ CONF.
Average RPI Loss:	124	RECORD	PCT. RANK	GAMES	SCHEDULE	OF SCHEDULE	RPI	RPI	RPI	RPI
DIV. I ONLY	13- 14	183	5-5	184	128	183	183	10	10	
DIV. I NON-CONF.	4- 6	212	0	264	250	247	247	10	10	
TOTALS	RPI 1-25	RPI 26-50	W-L RECORDS	RPI 51-100	RPI 101-150	RPI 150+				
13- 14	0- 1	0- 1	OVERALL	3- 2	1- 4	9- 6				
7- 6	0- 1	0- 1	HOME	2- 1	0- 2	5- 1				
6- 8	0- 0	0- 0	AWAY	1- 1	1- 2	4- 5				
0- 0	0- 0	0- 0	NEUTRAL	0- 0	0- 0	0- 0				
4- 6	0- 0	0- 1	NON-CONFERENCE	1- 0	0- 2	3- 3				
2- 2	0- 0	0- 1	HOME	1- 0	0- 1	1- 0				
2- 4	0- 0	0- 0	AWAY	0- 0	0- 1	2- 3				
0- 0	0- 0	0- 0	NEUTRAL	0- 0	0- 0	0- 0				
9- 8	0- 1	0- 0	CONFERENCE	2- 2	1- 2	6- 3				
5- 4	0- 1	0- 0	HOME	1- 1	0- 1	4- 1				
4- 4	0- 0	0- 0	AWAY	1- 1	1- 1	2- 2				
0- 0	0- 0	0- 0	NEUTRAL	0- 0	0- 0	0- 0				

RPI 1-25				RPI 26-50				RPI 51-100				RPI 101+ Team's RPI: 183			
RPI	S	Opponent	Score	RPI	S	Opponent	Score	RPI	S	Opponent	Score	RPI	S	Opponent	Score
16	H	Central Mich.	82 89	28	H	Michigan	38 57	71	A	Ball St.	54 59	101	H	Southern Ill.	54 85
								71	H	Ball St.	61 58	102	A	Michigan St.	50 85
								88	H	Ohio	65 75	121	A	Buffalo	63 66
								97	H	Southeast Mo. St.	69 64	134	A	Western Mich.	83 79
								98	A	Kent St.	74 69	134	H	Western Mich.	49 53
												156	A	Akron	81 88
												156	H	Akron	53 64
												159	A	Toledo	77 62
												159	H	Toledo	64 46
												160	A	Wichita St.	52 63
												163	A	Binghamton	67 78
												184	A	Northern Ill.	59 65
												184	H	Northern Ill.	62 55
												227	H	Miami (OH)	80 53
												241	A	Bowling Green	70 58
												241	H	Bowling Green	78 61
												259	A	Youngstown St.	77 79
												332	A	Detroit Mercy	84 70
												340	H	Purdue Fort Wayne	64 40
												341	A	UIC	68 59
LAST 10 Division I															
134	H	Western Mich.	49 53	241	A	Bowling Green	70 58								
159	H	Toledo	64 46	134	A	Western Mich.	83 79								
184	A	Northern Ill.	59 65	88	H	Ohio	65 75								
71	H	Ball St.	61 58	156	A	Akron	81 88								
156	H	Akron	53 64	159	A	Toledo	77 62								

Non-Div I Games: Olivet 95 38

Eastern Mich.

Average RPI Win:	275	WON-LOST	WINNING	LAST 10	STRENGTH OF	OPP. STRENGTH	TEAM	ADJ.	CONF.	ADJ CONF.
Average RPI Loss:	151	RECORD	PCT. RANK	GAMES	SCHEDULE	OF SCHEDULE	RPI	RPI	RPI	RPI
DIV. I ONLY	3- 25	336	2-8	114	198	312	312	18	18	
DIV. I NON-CONF.	0- 8	338	0	7	77	237	237	17	17	
TOTALS	RPI 1-25	RPI 26-50	W-L RECORDS	RPI 51-100	RPI 101-150	RPI 150+				
3- 25	0- 2	0- 1	OVERALL	0- 3	0- 4	3- 15				
2- 10	0- 0	0- 0	HOME	0- 2	0- 1	2- 7				
1- 14	0- 2	0- 0	AWAY	0- 1	0- 3	1- 8				
0- 1	0- 0	0- 1	NEUTRAL	0- 0	0- 0	0- 0				
0- 8	0- 2	0- 1	NON-CONFERENCE	0- 1	0- 2	0- 2				
0- 2	0- 0	0- 0	HOME	0- 1	0- 0	0- 1				
0- 5	0- 2	0- 0	AWAY	0- 0	0- 2	0- 1				
0- 1	0- 0	0- 1	NEUTRAL	0- 0	0- 0	0- 0				
3- 17	0- 0	0- 0	CONFERENCE	0- 2	0- 2	3- 13				
2- 8	0- 0	0- 0	HOME	0- 1	0- 1	2- 6				
1- 9	0- 0	0- 0	AWAY	0- 1	0- 1	1- 7				
0- 0	0- 0	0- 0	NEUTRAL	0- 0	0- 0	0- 0				

RPI 1-25				RPI 26-50				RPI 51-100				RPI 101+ Team's RPI: 312			
RPI	S	Opponent	Score	RPI	S	Opponent	Score	RPI	S	Opponent	Score	RPI	S	Opponent	Score
7	A	Stanford	27 92	45	N	Bradley	46 66	62	A	Montana St.	47 79	106	A	Utah	49 87
10	A	Gonzaga	44 84					62	H	Montana St.	85 89	109	A	Idaho	60 69
								86	H	Boise St.	61 63	109	H	Idaho	46 75
												148	A	San Jose St.	66 84
												152	A	Montana	54 92
												152	H	Montana	56 77
												173	A	Southern Utah	50 71
												173	H	Southern Utah	67 70
												175	A	Northern Ariz.	58 63
												175	H	Northern Ariz.	62 70
												176	A	Idaho St.	49 77
												176	H	Idaho St.	47 67
												187	H	Pepperdine	52 53
												196	A	Portland St.	58 75
												196	H	Portland St.	79 75
												205	A	UMKC	55 66
												225	A	Northern Colo.	42 63
												225	H	Northern Colo.	61 67
												304	A	Sacramento St.	78 73
												304	H	Sacramento St.	67 74
												326	A	Weber St.	77 83
												326	H	Weber St.	63 53
LAST 10 Division I															
326	A	Weber St.	77 83	304	A	Sacramento St.	78 73								
176	A	Idaho St.	49 77	196	H	Portland St.	79 75								
225	H	Northern Colo.	61 67	109	H	Idaho	46 75								
173	H	Southern Utah	67 70	62	A	Montana St.	47 79								
175	A	Northern Ariz.	58 63	152	H	Montana	56 77								

Non-Div I Games: Northwest Chrst. 81 62

Eastern Wash.

■ Loss, 
 ■ Non-Conf, 
 ■ S Site, 
 ■ Home 
 ■ A Away 
 N Neutral

Average RPI Win:	263	WON-LOST	WINNING	LAST 10	STRENGTH OF	OPP. STRENGTH	TEAM	ADJ.	CONF.	ADJ CONF.
Average RPI Loss:	94	RECORD	PCT. RANK	GAMES	SCHEDULE	OF SCHEDULE	RPI	RPI	RPI	RPI
DIV. I ONLY	11- 16	228	3-7	103	170	177	177	14	14	
DIV. I NON-CONF.	4- 6	212	0	51	251	130	130	13	13	
TOTALS	RPI 1-25	RPI 26-50	W-L RECORDS	RPI 51-100	RPI 101-150	RPI 150+				
11- 16	0- 1	0- 4	OVERALL	0- 3	0- 6	11- 2				
5- 6	0- 0	0- 2	HOME	0- 0	0- 3	5- 1				
6- 8	0- 1	0- 2	AWAY	0- 1	0- 3	6- 1				
0- 2	0- 0	0- 0	NEUTRAL	0- 2	0- 0	0- 0				
4- 6	0- 1	0- 0	NON-CONFERENCE	0- 3	0- 2	4- 0				
2- 1	0- 0	0- 0	HOME	0- 0	0- 1	2- 0				
2- 3	0- 1	0- 0	AWAY	0- 1	0- 1	2- 0				
0- 2	0- 0	0- 0	NEUTRAL	0- 2	0- 0	0- 0				
7- 10	0- 0	0- 4	CONFERENCE	0- 0	0- 4	7- 2				
3- 5	0- 0	0- 2	HOME	0- 0	0- 2	3- 1				
4- 5	0- 0	0- 2	AWAY	0- 0	0- 2	4- 1				
0- 0	0- 0	0- 0	NEUTRAL	0- 0	0- 0	0- 0				

RPI	S	Opponent	Score	RPI	S	Opponent	Score	RPI	S	Opponent	Score	RPI	S	Opponent	Score	Team's RPI: 177
22	A	NC State	49 62	35	A	James Madison	48 61	53	A	Marist	55 63	105	A	William & Mary	61 74	
				35	H	James Madison	58 61	77	N	IUPUI	53 59	105	H	William & Mary	77 84	
				39	A	Drexel	47 66	84	N	Coastal Caro.	65 76	110	H	Wake Forest	57 69	
				39	H	Drexel	53 55					147	A	Northeastern	65 68	
												147	H	Northeastern	45 69	
												149	A	North Carolina	46 76	
												180	A	Delaware	60 73	
												180	H	Delaware	56 65	
												186	A	Towson	74 61	
												197	A	Furman	87 76	
												220	A	UNLV	50 44	
												243	H	Appalachian St.	67 66	
												263	A	Col. of Charleston	85 57	
												263	H	Col. of Charleston	90 48	
												265	A	UNCW	60 57	
												265	H	UNCW	77 53	
												327	A	Hofstra	69 56	
												327	H	Hofstra	67 50	
												342	H	Western Caro.	68 24	
LAST 10 Division I																
35	H	James Madison	58 61	327	H	Hofstra	67 50									
105	A	William & Mary	61 74	263	A	Col. of Charleston	85 57									
39	A	Drexel	47 66	265	A	UNCW	60 57									
180	A	Delaware	60 73	105	H	William & Mary	77 84									
147	H	Northeastern	45 69	180	H	Delaware	56 65									

Non-Div I Games: Newberry 73 53

Elon

Evansville

Through Games Of March 6, 2020

Average RPI Win:	294	WON-LOST	WINNING	LAST 10	STRENGTH OF	OPP. STRENGTH	TEAM	ADJ.	CONF.	ADJ CONF.
Average RPI Loss:	141	RECORD	PCT. RANK	GAMES	SCHEDULE	OF SCHEDULE	RPI	RPI	RPI	RPI
DIV. I ONLY	2- 25	348	0-10	190	129	331	331	8	8	
DIV. I NON-CONF.	2- 8	295	0	340	334	347	347	7	7	
TOTALS	RPI 1-25	RPI 26-50	W-L RECORDS	RPI 51-100	RPI 101-150	RPI 150+				
2- 25	0- 4	0- 1	OVERALL	0- 5	0- 4	2- 11				
2- 10	0- 2	0- 0	HOME	0- 2	0- 2	2- 4				
0- 15	0- 2	0- 1	AWAY	0- 3	0- 2	0- 7				
0- 0	0- 0	0- 0	NEUTRAL	0- 0	0- 0	0- 0				
2- 8	0- 0	0- 0	NON-CONFERENCE	0- 1	0- 0	2- 7				
2- 2	0- 0	0- 0	HOME	0- 0	0- 0	2- 2				
0- 6	0- 0	0- 0	AWAY	0- 1	0- 0	0- 5				
0- 0	0- 0	0- 0	NEUTRAL	0- 0	0- 0	0- 0				
0- 17	0- 4	0- 1	CONFERENCE	0- 4	0- 4	0- 4				
0- 8	0- 2	0- 0	HOME	0- 2	0- 2	0- 2				
0- 9	0- 2	0- 1	AWAY	0- 2	0- 2	0- 2				
0- 0	0- 0	0- 0	NEUTRAL	0- 0	0- 0	0- 0				

RPI S	Opponent	Score	RPI S	Opponent	Score	RPI S	Opponent	Score	RPI S	Opponent	Score	Team's RPI: 331
8	A Missouri St.	62 76	45	A Bradley	51 82	65	A UNI	60 76	101	A Southern Ill.	60 99	
8	H Missouri St.	55 81				65	H UNI	49 67	101	H Southern Ill.	57 70	
24	A Drake	44 108				68	A Illinois St.	58 81	143	A Valparaiso	54 72	
24	H Drake	51 66				68	H Illinois St.	51 68	143	H Valparaiso	66 88	
						97	A Southeast Mo. St.	60 83	161	A Loyola Chicago	47 77	
									161	H Loyola Chicago	61 71	
									169	A Austin Peay	64 80	
									199	H Eastern Ill.	44 90	
									204	A Illinois	44 59	
									227	A Miami (OH)	64 72	
									235	H Murray St.	59 61	
									240	H Marshall	66 62	
									271	A Indiana St.	58 68	
									271	H Indiana St.	58 70	
									338	A SIUE	74 85	
									340	A Purdue Fort Wayne	64 67	
									348	H Chicago St.	76 42	
LAST 10 Division I												
68	H Illinois St.	51 68	24	H Drake	51 66							
271	H Indiana St.	58 70	161	A Loyola Chicago	47 77							
101	A Southern Ill.	60 99	143	A Valparaiso	54 72							
8	A Missouri St.	62 76	271	A Indiana St.	58 68							
65	H UNI	49 67	8	H Missouri St.	55 81							

Non-Div I Games: Brescia 77 61

Evansville

Loss, Non-Conf, S Site, H Home A Away N Neutral



Average RPI Win:	182	WON-LOST	WINNING	LAST 10	STRENGTH OF	OPP. STRENGTH	TEAM	ADJ.	CONF.	ADJ CONF.
Average RPI Loss:	62	RECORD	PCT. RANK	GAMES	SCHEDULE	OF SCHEDULE	RPI	RPI	RPI	RPI
DIV. I ONLY	25- 3	10	9-1	173	112	33	33	15	15	
DIV. I NON-CONF.	10- 2	29	0	120	16	35	35	14	14	
TOTALS	RPI 1-25	RPI 26-50	W-L RECORDS	RPI 51-100	RPI 101-150	RPI 150+				
25- 3	1- 1	1- 1	OVERALL	2- 0	7- 1	14- 0				
10- 2	1- 0	1- 1	HOME	0- 0	2- 1	6- 0				
11- 1	0- 1	0- 0	AWAY	0- 0	4- 0	7- 0				
4- 0	0- 0	0- 0	NEUTRAL	2- 0	1- 0	1- 0				
10- 2	1- 1	1- 1	NON-CONFERENCE	2- 0	2- 0	4- 0				
3- 1	1- 0	1- 1	HOME	0- 0	0- 0	1- 0				
3- 1	0- 1	0- 0	AWAY	0- 0	1- 0	2- 0				
4- 0	0- 0	0- 0	NEUTRAL	2- 0	1- 0	1- 0				
15- 1	0- 0	0- 0	CONFERENCE	0- 0	5- 1	10- 0				
7- 1	0- 0	0- 0	HOME	0- 0	2- 1	5- 0				
8- 0	0- 0	0- 0	AWAY	0- 0	3- 0	5- 0				
0- 0	0- 0	0- 0	NEUTRAL	0- 0	0- 0	0- 0				

RPI 1-25				RPI 26-50				Team's RPI: 33				RPI 51-100				RPI 101+			
RPI	S	Opponent	Score	RPI	S	Opponent	Score	RPI	S	Opponent	Score	RPI	S	Opponent	Score	RPI	S	Opponent	Score
9	A	Princeton	53 67	34	H	UCF	72 50	69	N	South Fla.	81 77	103	A	Liberty	74 65				
25	H	Duke	78 56	36	H	LSU	63 74	73	N	South Dakota St.	71 70	103	H	Liberty	64 57				
												117	A	Temple	93 67				
												118	N	Notre Dame	69 60				
												137	A	North Florida	72 50				
												137	H	North Florida	76 65				
												140	A	North Ala.	74 63				
												140	H	North Ala.	55 61				
												151	A	Jacksonville	81 68				
												151	H	Jacksonville	77 64				
												214	A	Houston	57 45				
												223	A	Kennesaw St.	89 64				
												223	H	Kennesaw St.	80 63				
												224	A	Stetson	89 47				
												224	H	Stetson	67 54				
												256	A	Lipscomb	78 45				
												256	H	Lipscomb	82 56				
												269	N	Saint Francis (PA)	97 64				
												305	A	FIU	100 54				
												329	A	NJIT	68 39				
												329	H	NJIT	82 39				
												345	H	Central Conn. St.	94 60				
LAST 10 Division I																			
151	H	Jacksonville	77 64	224	H	Stetson	67 54												
140	H	North Ala.	55 61	137	H	North Florida	76 65												
329	A	NJIT	68 39	151	A	Jacksonville	81 68												
223	A	Kennesaw St.	89 64	103	A	Liberty	74 65												
256	A	Lipscomb	78 45	329	H	NJIT	82 39												

Non-Div I Games: Webber Int'l 99 48 Fla. Memorial 91 47 Johnson & Wales (FL89 56

FGCU

Loss, Non-Conf, S Site, H Home A Away N Neutral

Average RPI Win:	287	WON-LOST	WINNING	LAST 10	STRENGTH OF	OPP. STRENGTH	TEAM	ADJ.	CONF.	ADJ CONF.
Average RPI Loss:	154	RECORD	PCT. RANK	GAMES	SCHEDULE	OF SCHEDULE	RPI	RPI	RPI	RPI
DIV. I ONLY	5- 23	323	1-9	150	208	305	305	13	13	
DIV. I NON-CONF.	3- 8	268	0	205	335	296	296	16	16	
TOTALS	RPI 1-25	RPI 26-50	W-L RECORDS	RPI 51-100	RPI 101-150	RPI 150+				
5- 23	0- 0	0- 3	OVERALL	0- 4	0- 3	5- 13				
2- 14	0- 0	0- 2	HOME	0- 2	0- 2	2- 8				
3- 9	0- 0	0- 1	AWAY	0- 2	0- 1	3- 5				
0- 0	0- 0	0- 0	NEUTRAL	0- 0	0- 0	0- 0				
3- 8	0- 0	0- 1	NON-CONFERENCE	0- 0	0- 2	3- 5				
1- 7	0- 0	0- 1	HOME	0- 0	0- 2	1- 4				
2- 1	0- 0	0- 0	AWAY	0- 0	0- 0	2- 1				
0- 0	0- 0	0- 0	NEUTRAL	0- 0	0- 0	0- 0				
2- 15	0- 0	0- 2	CONFERENCE	0- 4	0- 1	2- 8				
1- 7	0- 0	0- 1	HOME	0- 2	0- 0	1- 4				
1- 8	0- 0	0- 1	AWAY	0- 2	0- 1	1- 4				
0- 0	0- 0	0- 0	NEUTRAL	0- 0	0- 0	0- 0				

RPI S	Opponent	Score	RPI S	Opponent	Score	RPI S	Opponent	Score	RPI S	Opponent	Score	Team's RPI: 305
27	A Western Ky.	51 71	51	A Middle Tenn.	56 72	104	A UAB	58 71				
32	H Old Dominion	39 66	52	A Charlotte	31 49	112	H Bethune-Cookman	60 65				
33	H FGCU	54 100	52	H Charlotte	50 64	137	H North Florida	49 64				
			59	H Rice	47 68	151	A Jacksonville	52 77				
						169	H Austin Peay	56 58				
						174	H Northern Ky.	45 67				
						198	A Fla. Atlantic	42 54				
						198	H Fla. Atlantic	61 64				
						203	H Southern Miss.	53 58				
						208	A UTEP	34 64				
						211	H Brown	57 72				
						240	A Marshall	68 65				
						240	H Marshall	57 59				
						245	H North Texas	58 56				
						267	A Louisiana Tech	52 62				
						267	H Louisiana Tech	44 68				
						284	H Oakland	49 58				
						292	A N.C. Central	59 58				
						311	A Georgia St.	70 63				
						316	A UTSA	45 60				
						347	H Grambling	56 55				
LAST 10 Division I												
240	H Marshall	57 59	267	H Louisiana Tech	44 68							
52	A Charlotte	31 49	198	H Fla. Atlantic	61 64							
267	A Louisiana Tech	52 62	27	A Western Ky.	51 71							
198	A Fla. Atlantic	42 54	240	A Marshall	68 65							
203	H Southern Miss.	53 58	52	H Charlotte	50 64							

Non-Div I Games:

FIU

■ Loss, 
 ■ Non-Conf, 
 ■ S Site, 
 ■ H Home 
 ■ A Away 
 N Neutral

## Fairfield

Through Games Of March 6, 2020

Average RPI Win:	268	WON-LOST	WINNING	LAST 10	STRENGTH OF	OPP. STRENGTH	TEAM	ADJ.	CONF.	ADJ CONF.
Average RPI Loss:	168	RECORD	PCT. RANK	GAMES	SCHEDULE	OF SCHEDULE	RPI	RPI	RPI	RPI
DIV. I ONLY	14- 14	172	4-6	311	232	231	231	24	24	
DIV. I NON-CONF.	3- 6	235	0	334	103	314	314	25	25	
TOTALS	RPI 1-25	RPI 26-50	W-L RECORDS	RPI 51-100	RPI 101-150	RPI 150+				
14- 14	0- 0	0- 0	OVERALL	1- 5	0- 1	13- 8				
9- 4	0- 0	0- 0	HOME	1- 1	0- 0	8- 3				
5- 10	0- 0	0- 0	AWAY	0- 4	0- 1	5- 5				
0- 0	0- 0	0- 0	NEUTRAL	0- 0	0- 0	0- 0				
3- 6	0- 0	0- 0	NON-CONFERENCE	0- 2	0- 1	3- 3				
2- 2	0- 0	0- 0	HOME	0- 0	0- 0	2- 2				
1- 4	0- 0	0- 0	AWAY	0- 2	0- 1	1- 1				
0- 0	0- 0	0- 0	NEUTRAL	0- 0	0- 0	0- 0				
11- 8	0- 0	0- 0	CONFERENCE	1- 3	0- 0	10- 5				
7- 2	0- 0	0- 0	HOME	1- 1	0- 0	6- 1				
4- 6	0- 0	0- 0	AWAY	0- 2	0- 0	4- 4				
0- 0	0- 0	0- 0	NEUTRAL	0- 0	0- 0	0- 0				

RPI S	Opponent	Score	RPI S	Opponent	Score	RPI S	Opponent	Score	RPI S	Opponent	Score	Team's RPI: 231
						53	A Marist	45 75	117	A Temple	59 77	
						53	H Marist	52 48	171	H Dartmouth	51 52	
						61	A St. John's (NY)	69 71	182	A Quinnipiac	62 76	
						74	A Seton Hall	44 74	182	H Quinnipiac	72 60	
						95	A Rider	52 60	189	A Manhattan	38 51	
						95	H Rider	60 68	189	H Manhattan	87 47	
									211	H Brown	44 58	
									212	A Rhode Island	41 74	
									239	A Iona	52 40	
									239	H Iona	52 59	
									281	A Siena	65 35	
									281	H Siena	58 46	
									289	A Niagara	77 65	
									298	A Monmouth	40 39	
									298	H Monmouth	49 38	
									319	H Navy	66 52	
									322	A Saint Peter's	63 66	
									322	H Saint Peter's	67 48	
									327	H Hofstra	73 64	
									334	A LIU Brooklyn	53 51	
									337	A Canisius	63 70	
									337	H Canisius	72 70	
LAST 10 Division I												
			281	H Siena	58 46		322	A Saint Peter's	63 66			
			189	A Manhattan	38 51		239	H Iona	52 59			
			95	H Rider	60 68		298	A Monmouth	40 39			
			53	A Marist	45 75		337	A Canisius	63 70			
			182	H Quinnipiac	72 60		289	A Niagara	77 65			

Non-Div I Games:

Fairfield

■ Loss, 
 ■ Non-Conf, 
 ■ S Site, 
 ■ H Home 
 ■ A Away 
 N Neutral

Ralph B. D'Amico				Through Games of March 9, 2010						
Average RPI Win:	301	WON-LOST	WINNING	LAST 10	STRENGTH OF	OPP. STRENGTH	TEAM	ADJ.	CONF.	ADJ CONF.
Average RPI Loss:	226	RECORD	PCT. RANK	GAMES	SCHEDULE	OF SCHEDULE	RPI	RPI	RPI	RPI
DIV. I ONLY	12- 17	225	5-5	343	345	303	303	30	30	30
DIV. I NON-CONF.	3- 8	268	0	330	332	328	328	30	30	30
-----										
TOTALS	RPI 1-25		RPI 26-50	W-L RECORDS	RPI 51-100		RPI 101-150		RPI 150+	
12- 17	0- 0		0- 0	OVERALL	0- 0		1- 3		11- 14	
6- 8	0- 0		0- 0	HOME	0- 0		0- 2		6- 6	
6- 9	0- 0		0- 0	AWAY	0- 0		1- 1		5- 8	
0- 0	0- 0		0- 0	NEUTRAL	0- 0		0- 0		0- 0	
3- 8	0- 0		0- 0	NON-CONFERENCE	0- 0		0- 0		3- 8	
1- 4	0- 0		0- 0	HOME	0- 0		0- 0		1- 4	
2- 4	0- 0		0- 0	AWAY	0- 0		0- 0		2- 4	
0- 0	0- 0		0- 0	NEUTRAL	0- 0		0- 0		0- 0	
9- 9	0- 0		0- 0	CONFERENCE	0- 0		1- 3		8- 6	
5- 4	0- 0		0- 0	HOME	0- 0		0- 2		5- 2	
4- 5	0- 0		0- 0	AWAY	0- 0		1- 1		3- 4	
0- 0	0- 0		0- 0	NEUTRAL	0- 0		0- 0		0- 0	

[illegible]

Non-Div I Games:

Fairleigh Dickinson

Loss, Non-Conf, S Site, H Home A Away N Neutral

F  
a  
i  
r  
l  
e  
i  
g  
h  
D  
i  
c  
k  
i  
n  
s  
o  
n

RPI	S	Opponent	Score	
334	H	LIU Brooklyn	64	50
345	A	Central Conn. St.	63	55
345	H	Central Conn. St.	66	47

F  
a  
i  
r  
l  
e  
i  
g  
h  
D  
i  
c  
k  
i  
n  
s  
o  
n

Fla. Atlantic

Through Games Of March 6, 2020

Average RPI Win:	238	WON-LOST	WINNING	LAST 10	STRENGTH OF	OPP. STRENGTH	TEAM	ADJ.	CONF.	ADJ CONF.
Average RPI Loss:	110	RECORD	PCT. RANK	GAMES	SCHEDULE	OF SCHEDULE	RPI	RPI	RPI	RPI
DIV. I ONLY	12- 16	214	3-7	136	144	198	198	13	13	
DIV. I NON-CONF.	6- 5	151	0	204	202	186	186	16	16	
TOTALS	RPI 1-25	RPI 26-50	W-L RECORDS	RPI 51-100	RPI 101-150	RPI 150+				
12- 16	0- 1	0- 4	OVERALL	1- 2	2- 4	9- 5				
8- 7	0- 0	0- 2	HOME	1- 1	0- 2	7- 2				
4- 9	0- 1	0- 2	AWAY	0- 1	2- 2	2- 3				
0- 0	0- 0	0- 0	NEUTRAL	0- 0	0- 0	0- 0				
6- 5	0- 1	0- 0	NON-CONFERENCE	0- 0	2- 3	4- 1				
4- 3	0- 0	0- 0	HOME	0- 0	0- 2	4- 1				
2- 2	0- 1	0- 0	AWAY	0- 0	2- 1	0- 0				
0- 0	0- 0	0- 0	NEUTRAL	0- 0	0- 0	0- 0				
6- 11	0- 0	0- 4	CONFERENCE	1- 2	0- 1	5- 4				
4- 4	0- 0	0- 2	HOME	1- 1	0- 0	3- 1				
2- 7	0- 0	0- 2	AWAY	0- 1	0- 1	2- 3				
0- 0	0- 0	0- 0	NEUTRAL	0- 0	0- 0	0- 0				

RPI 1-25				RPI 26-50				RPI 51-100				RPI 101+ Team's RPI: 198			
RPI	S	Opponent	Score	RPI	S	Opponent	Score	RPI	S	Opponent	Score	RPI	S	Opponent	Score
15	A	Iowa	53 85	27	A	Western Ky.	59 68	51	A	Middle Tenn.	66 81	104	A	UAB	73 92
				27	H	Western Ky.	56 69	52	H	Charlotte	65 44	122	A	Richmond	55 57
				32	A	Old Dominion	49 60	59	H	Rice	69 78	123	H	Harvard	51 65
				32	H	Old Dominion	63 75					124	H	Kansas	60 90
												134	A	Western Mich.	80 79
												136	A	Hampton	64 63
												197	H	Furman	63 69
												200	H	Little Rock	79 72
												203	A	Southern Miss.	55 59
												203	H	Southern Miss.	67 71
												208	A	UTEP	65 96
												240	A	Marshall	75 85
												245	H	North Texas	84 78
												267	H	Louisiana Tech	77 75
												270	H	Loyola Maryland	72 61
												281	H	Siena	83 39
												305	A	FIU	64 61
												305	H	FIU	54 42
												316	A	UTSA	80 53
												345	H	Central Conn. St.	72 54
LAST 10 Division I															
203	A	Southern Miss.	55 59	203	H	Southern Miss.	67 71								
32	A	Old Dominion	49 60	305	A	FIU	64 61								
27	H	Western Ky.	56 69	240	A	Marshall	75 85								
305	H	FIU	54 42	27	A	Western Ky.	59 68								
267	H	Louisiana Tech	77 75	32	H	Old Dominion	63 75								

Non-Div I Games:

Fla. Atlantic

Loss, Non-Conf, S Site, H Home A Away N Neutral

Average RPI Win:	214	WON-LOST	WINNING	LAST 10	STRENGTH OF	OPP. STRENGTH	TEAM	ADJ.	CONF.	ADJ CONF.
Average RPI Loss:	46	RECORD	PCT. RANK	GAMES	SCHEDULE	OF SCHEDULE	RPI	RPI	RPI	RPI
DIV. I ONLY	15- 15	172	4-6	92	55	135	135	4	4	
DIV. I NON-CONF.	9- 4	84	0	312	192	192	192	5	5	
TOTALS	RPI 1-25	RPI 26-50	W-L RECORDS	RPI 51-100	RPI 101-150	RPI 150+				
15- 15	1- 5	1- 4	OVERALL	0- 4	3- 2	10- 0				
9- 7	0- 3	1- 2	HOME	0- 2	2- 0	6- 0				
5- 6	1- 2	0- 1	AWAY	0- 2	1- 1	3- 0				
1- 2	0- 0	0- 1	NEUTRAL	0- 0	0- 1	1- 0				
9- 4	0- 1	0- 1	NON-CONFERENCE	0- 0	1- 2	8- 0				
6- 2	0- 1	0- 1	HOME	0- 0	1- 0	5- 0				
2- 1	0- 0	0- 0	AWAY	0- 0	0- 1	2- 0				
1- 1	0- 0	0- 0	NEUTRAL	0- 0	0- 1	1- 0				
6- 11	1- 4	1- 3	CONFERENCE	0- 4	2- 0	2- 0				
3- 5	0- 2	1- 1	HOME	0- 2	1- 0	1- 0				
3- 5	1- 2	0- 1	AWAY	0- 2	1- 0	1- 0				
0- 1	0- 0	0- 1	NEUTRAL	0- 0	0- 0	0- 0				

RPI	S	Opponent	Score	RPI	S	Opponent	Score	RPI	S	Opponent	Score	RPI	S	Opponent	Score	Team's RPI: 135
1	H	South Carolina	67 100	31	A	Arkansas	57 79	60	A	Georgia	59 65	110	N	Wake Forest	68 73	
13	A	Mississippi St.	47 93	31	H	Arkansas	83 80	60	H	Georgia	43 49	111	A	Auburn	83 63	
14	H	Indiana	49 73	36	H	LSU	68 77	63	H	Tennessee	50 78	124	A	Kansas	66 76	
17	A	Texas A&M	42 69	36	N	LSU	59 73	67	A	Alabama	62 69	126	H	Vanderbilt	68 60	
23	A	Kentucky	70 62	37	H	Florida St.	55 66					139	H	Davidson	55 50	
23	H	Kentucky	45 65									158	H	Samford	84 48	
												170	A	Missouri	75 67	
												264	N	Xavier	67 64	
												275	H	Longwood	71 54	
												296	H	Ole Miss	74 72	
												301	A	Prairie View	51 44	
												302	H	Presbyterian	60 46	
												325	H	Mercer	71 50	
												339	H	Florida A&M	84 40	
												347	A	Grambling	72 65	
LAST 10 Division I																
36	N	LSU	59 73	170	A	Missouri	75 67									
60	A	Georgia	59 65	296	H	Ole Miss	74 72									
1	H	South Carolina	67 100	60	H	Georgia	43 49									
31	H	Arkansas	83 80	23	A	Kentucky	70 62									
67	A	Alabama	62 69	36	H	LSU	68 77									

Non-Div I Games:

Florida

■ Loss, 
■ Non-Conf, 
■ S Site, 
■ H Home 
■ A Away 
N Neutral

Florida A&M

Through Games Of March 6, 2020

Average RPI Win:	338	WON-LOST	WINNING	LAST 10	STRENGTH OF	OPP. STRENGTH	TEAM	ADJ.	CONF.	ADJ CONF.
Average RPI Loss:	212	RECORD	PCT. RANK	GAMES	SCHEDULE	OF SCHEDULE	RPI	RPI	RPI	RPI
DIV. I ONLY	4- 21	328	2-8	297	350	339	339	29	29	
DIV. I NON-CONF.	0- 9	338	0	294	344	348	348	29	29	
TOTALS	RPI 1-25	RPI 26-50	W-L RECORDS	RPI 51-100	RPI 101-150	RPI 150+				
4- 21	0- 0	0- 1	OVERALL	0- 0	0- 4	4- 16				
2- 8	0- 0	0- 0	HOME	0- 0	0- 1	2- 7				
2- 13	0- 0	0- 1	AWAY	0- 0	0- 3	2- 9				
0- 0	0- 0	0- 0	NEUTRAL	0- 0	0- 0	0- 0				
0- 9	0- 0	0- 1	NON-CONFERENCE	0- 0	0- 2	0- 6				
0- 2	0- 0	0- 0	HOME	0- 0	0- 0	0- 2				
0- 7	0- 0	0- 1	AWAY	0- 0	0- 2	0- 4				
0- 0	0- 0	0- 0	NEUTRAL	0- 0	0- 0	0- 0				
4- 12	0- 0	0- 0	CONFERENCE	0- 0	0- 2	4- 10				
2- 6	0- 0	0- 0	HOME	0- 0	0- 1	2- 5				
2- 6	0- 0	0- 0	AWAY	0- 0	0- 1	2- 5				
0- 0	0- 0	0- 0	NEUTRAL	0- 0	0- 0	0- 0				

RPI 1-25			RPI 26-50			RPI 51-100			RPI 101+			Team's RPI: 339			
RPI	S	Opponent	Score	RPI	S	Opponent	Score	RPI	S	Opponent	Score	RPI	S	Opponent	Score
				36	A	LSU	45 73					112	A	Bethune-Cookman	64 66
												112	H	Bethune-Cookman	57 78
												135	A	Florida	40 84
												142	A	Texas Tech	60 98
												151	H	Jacksonville	54 88
												157	A	Norfolk St.	51 59
												157	H	Norfolk St.	62 69
												165	A	N.C. A&T	44 71
												165	H	N.C. A&T	49 66
												230	H	Morgan St.	47 59
												244	A	Jacksonville St.	67 72
												253	H	Alabama A&M	53 77
												261	A	Howard	58 72
												261	H	Howard	56 82
												277	A	Delaware St.	53 61
												292	A	N.C. Central	57 66
												292	H	N.C. Central	70 71
												317	A	UMES	81 71
												324	A	Alcorn	42 58
												330	A	USC Upstate	61 74
LAST 10 Division I															
				112	A	Bethune-Cookman	64 66	165	H	N.C. A&T	49 66	336	H	Coppin St.	58 48
				350	H	South Carolina St.	57 45	261	H	Howard	56 82	350	A	South Carolina St.	44 39
				157	H	Norfolk St.	62 69	112	H	Bethune-Cookman	57 78	350	H	South Carolina St.	57 45
				317	A	UMES	81 71	157	A	Norfolk St.	51 59	351	A	Mississippi Val.	70 71
				277	A	Delaware St.	53 61	261	A	Howard	58 72				

Non-Div I Games: Johnson (FL) 102 40 Trinity Baptist 103 54

Florida A&M

Loss, Non-Conf, S Site, H Home A Away N Neutral



Average RPI Win:	133	WON-LOST	WINNING	LAST 10	STRENGTH OF	OPP. STRENGTH	TEAM	ADJ.	CONF.	ADJ CONF.
Average RPI Loss:	69	RECORD	PCT. RANK	GAMES	SCHEDULE	OF SCHEDULE	RPI	RPI	RPI	RPI
DIV. I ONLY	23- 7	33	6-4	90	36	37	37	5	5	
DIV. I NON-CONF.	11- 0	1	0	141	44	12	12	4	4	
TOTALS	RPI 1-25	RPI 26-50	W-L RECORDS	RPI 51-100	RPI 101-150	RPI 150+				
23- 7	2- 2	3- 0	OVERALL	2- 4	9- 1	7- 0				
12- 3	0- 0	1- 0	HOME	2- 2	5- 1	4- 0				
8- 4	1- 2	1- 0	AWAY	0- 2	3- 0	3- 0				
3- 0	1- 0	1- 0	NEUTRAL	0- 0	1- 0	0- 0				
11- 0	1- 0	2- 0	NON-CONFERENCE	1- 0	3- 0	4- 0				
6- 0	0- 0	0- 0	HOME	1- 0	2- 0	3- 0				
3- 0	0- 0	1- 0	AWAY	0- 0	1- 0	1- 0				
2- 0	1- 0	1- 0	NEUTRAL	0- 0	0- 0	0- 0				
12- 7	1- 2	1- 0	CONFERENCE	1- 4	6- 1	3- 0				
6- 3	0- 0	1- 0	HOME	1- 2	3- 1	1- 0				
5- 4	1- 2	0- 0	AWAY	0- 2	2- 0	2- 0				
1- 0	0- 0	0- 0	NEUTRAL	0- 0	1- 0	0- 0				

RPI 1-25				RPI 26-50				Team's RPI: 37	RPI 51-100				RPI 101+			
RPI	S	Opponent	Score	RPI	S	Opponent	Score		RPI	S	Opponent	Score	RPI	S	Opponent	Score
5	A	Louisville	67 59	28	N	Michigan	79 69		57	H	Boston College	56 65	102	H	Michigan St.	78 68
17	N	Texas A&M	80 58	36	A	LSU	70 62		61	H	St. John's (NY)	74 70	110	A	Wake Forest	70 65
22	A	NC State	51 68	40	H	Virginia Tech	86 62		72	H	Virginia	63 55	110	H	Wake Forest	78 67
25	A	Duke	64 66						81	A	Georgia Tech	62 65	110	N	Wake Forest	76 47
									81	H	Georgia Tech	52 67	116	A	Miami (FL)	73 62
									99	A	Syracuse	89 90	116	H	Miami (FL)	79 61
													118	H	Notre Dame	67 70
													135	A	Florida	66 55
													137	H	North Florida	70 41
													149	H	North Carolina	78 64
													151	H	Jacksonville	75 41
													158	H	Samford	88 59
													221	A	Clemson	81 64
													221	H	Clemson	81 54
													283	A	Pittsburgh	66 41
													341	A	UIC	86 42
													343	H	Charleston So.	88 36
LAST 10 Division I																
				110	N	Wake Forest	76 47		25	A	Duke	64 66				
				118	H	Notre Dame	67 70		72	H	Virginia	63 55				
				221	H	Clemson	81 54		5	A	Louisville	67 59				
				81	A	Georgia Tech	62 65		283	A	Pittsburgh	66 41				
				110	H	Wake Forest	78 67		57	H	Boston College	56 65				

Non-Div I Games:

Florida St.

■ Loss, 
 ■ Non-Conf, 
 ■ S Site, 
 ■ H Home 
 ■ A Away 
 N Neutral

Average RPI Win: <b>171</b>	WON-LOST	WINNING	LAST 10	STRENGTH OF	OPP. STRENGTH	TEAM	ADJ.	CONF.	ADJ CONF.
Average RPI Loss: <b>105</b>	RECORD	PCT. RANK	GAMES	SCHEDULE	OF SCHEDULE	RPI	RPI	RPI	RPI
DIV. I ONLY	<b>21- 10</b>	<b>71</b>	<b>8-2</b>	<b>127</b>	<b>101</b>	<b>80</b>	<b>80</b>	<b>12</b>	<b>12</b>
DIV. I NON-CONF.	<b>8- 5</b>	<b>117</b>	<b>0</b>	<b>163</b>	<b>67</b>	<b>121</b>	<b>121</b>	<b>12</b>	<b>12</b>
TOTALS	RPI 1-25	RPI 26-50	W-L RECORDS	RPI 51-100	RPI 101-150	RPI 150+			
21- 10	0- 0	1- 2	OVERALL	2- 3	7- 4	11- 1			
14- 2	0- 0	1- 0	HOME	1- 1	3- 1	9- 0			
5- 7	0- 0	0- 1	AWAY	1- 2	2- 3	2- 1			
2- 1	0- 0	0- 1	NEUTRAL	0- 0	2- 0	0- 0			
8- 5	0- 0	0- 1	NON-CONFERENCE	1- 1	2- 2	5- 1			
5- 2	0- 0	0- 0	HOME	0- 1	1- 1	4- 0			
2- 2	0- 0	0- 0	AWAY	1- 0	0- 1	1- 1			
1- 1	0- 0	0- 1	NEUTRAL	0- 0	1- 0	0- 0			
13- 5	0- 0	1- 1	CONFERENCE	1- 2	5- 2	6- 0			
9- 0	0- 0	1- 0	HOME	1- 0	2- 0	5- 0			
3- 5	0- 0	0- 1	AWAY	0- 2	2- 2	1- 0			
1- 0	0- 0	0- 0	NEUTRAL	0- 0	1- 0	0- 0			

RPI S	Opponent	Score	RPI S	Opponent	Score	RPI S	Opponent	Score	RPI S	Opponent	Score
31	N Arkansas	59 <b>71</b>	52	A Charlotte	76 51	108	A Columbia	51 <b>70</b>			
48	A Dayton	44 <b>48</b>	78	H Villanova	66 <b>73</b>	118	H Notre Dame	55 <b>60</b>			
48	H Dayton	50 38	87	A Saint Louis	49 <b>59</b>	122	A Richmond	64 47			
			87	H Saint Louis	66 54	125	N Lehigh	59 57			
			96	A VCU	52 <b>62</b>	127	A Duquesne	63 <b>74</b>			
						127	N Duquesne	54 47			
						139	A Davidson	62 <b>74</b>			
						139	H Davidson	47 46			
						144	H George Washington	53 47			
						145	A Massachusetts	69 64			
						147	H Northeastern	74 58			
						158	H Samford	68 37			
						189	A Manhattan	51 45			
						193	H La Salle	62 45			
						212	H Rhode Island	60 50			
						214	H Houston	63 54			
						216	A Penn St.	59 <b>72</b>			
						232	H Saint Joseph's	59 36			
						232	H Saint Joseph's	67 45			
						236	H Southern U.	65 52			
						249	A George Mason	66 54			
						254	H Georgetown	67 54			
						294	H St. Bonaventure	79 53			
LAST 10 Division I											
127	N Duquesne	54 47	87	A Saint Louis	49 <b>59</b>						
232	H Saint Joseph's	59 36	122	A Richmond	64 47						
232	H Saint Joseph's	67 45	139	H Davidson	47 46						
127	A Duquesne	63 <b>74</b>	145	A Massachusetts	69 64						
48	H Dayton	50 38	212	H Rhode Island	60 50						

Non-Div I Games:

Fordham

■ Loss, 
 ■ Non-Conf, 
 ■ S Site, 
 ■ H Home 
 ■ A Away 
 N Neutral

**F  
r  
e  
s  
n  
o  
s  
t  
.**

F  
r  
e  
s  
n  
o  
s  
t  
.

Page 99

Average RPI Win: <b>245</b>	WON-LOST	WINNING	LAST 10	STRENGTH OF	OPP. STRENGTH	TEAM	ADJ.	CONF.	ADJ CONF.
Average RPI Loss: <b>173</b>	RECORD	PCT. RANK	GAMES	SCHEDULE	OF SCHEDULE	RPI	RPI	RPI	RPI
DIV. I ONLY	<b>16- 12</b>	<b>132</b>	<b>5-5</b>	<b>325</b>	<b>192</b>	<b>197</b>	<b>197</b>	<b>27</b>	<b>27</b>
DIV. I NON-CONF.	<b>7- 5</b>	<b>131</b>	<b>0</b>	<b>249</b>	<b>64</b>	<b>136</b>	<b>136</b>	<b>21</b>	<b>21</b>
TOTALS	RPI 1-25	RPI 26-50	W-L RECORDS	RPI 51-100	RPI 101-150	RPI 150+			
16- 12	0- 0	0- 0	OVERALL	0- 2	2- 3	14- 7			
8- 3	0- 0	0- 0	HOME	0- 0	1- 1	7- 2			
6- 8	0- 0	0- 0	AWAY	0- 2	1- 2	5- 4			
2- 1	0- 0	0- 0	NEUTRAL	0- 0	0- 0	2- 1			
7- 5	0- 0	0- 0	NON-CONFERENCE	0- 2	2- 1	5- 2			
3- 1	0- 0	0- 0	HOME	0- 0	1- 0	2- 1			
3- 4	0- 0	0- 0	AWAY	0- 2	1- 1	2- 1			
1- 0	0- 0	0- 0	NEUTRAL	0- 0	0- 0	1- 0			
9- 7	0- 0	0- 0	CONFERENCE	0- 0	0- 2	9- 5			
5- 2	0- 0	0- 0	HOME	0- 0	0- 1	5- 1			
3- 4	0- 0	0- 0	AWAY	0- 0	0- 1	3- 3			
1- 1	0- 0	0- 0	NEUTRAL	0- 0	0- 0	1- 1			

RPI 1-25			RPI 26-50			RPI 51-100				RPI 101+ Team's RPI: 197					
RPI	S	Opponent	Score	RPI	S	Opponent	Score	RPI	S	Opponent	Score	RPI	S	Opponent	Score
								51	A	Middle Tenn.	62 78	122	A	Richmond	70 69
								60	A	Georgia	48 77	126	A	Vanderbilt	46 74
												133	A	UNC Greensboro	53 61
												133	H	UNC Greensboro	53 59
												136	H	Hampton	70 65
												158	A	Samford	72 59
												158	H	Samford	77 69
												158	N	Samford	45 75
												177	H	Elon	76 87
												178	A	Gardner-Webb	72 67
												198	A	Fla. Atlantic	69 63
												209	A	Chattanooga	52 60
												209	H	Chattanooga	63 69
												221	A	Clemson	71 77
												232	N	Saint Joseph's	63 48
												272	A	Wofford	62 66
												272	H	Wofford	62 56
												272	N	Wofford	68 54
												287	A	ETSU	81 62
												287	H	ETSU	67 47
												300	H	Ga. Southern	78 63
												311	H	Georgia St.	62 55
												325	A	Mercer	55 61
												325	H	Mercer	62 49
												342	A	Western Caro.	69 59
												342	H	Western Caro.	69 53
LAST 10 Division I															
				158	N	Samford	45 75		287	H	ETSU	67 47			
				272	N	Wofford	68 54		209	H	Chattanooga	63 69			
				272	H	Wofford	62 56		325	A	Mercer	55 61			
				133	A	UNC Greensboro	53 61		158	A	Samford	72 59			
				342	A	Western Caro.	69 59		272	A	Wofford	62 66			

Non-Div I Games: North Greenville 88 51 Newberry 62 43 UNKNOWN 88 24

Furman

Loss, Non-Conf, S Site, H Home A Away N Neutral

## Ga. Southern






Through Games Of March 6, 2020

Average RPI Win:	<b>284</b>	WON-LOST	WINNING	LAST 10	STRENGTH OF	OPP. STRENGTH	TEAM	ADJ.	CONF.	ADJ CONF.
Average RPI Loss:	<b>186</b>	RECORD	PCT. RANK	GAMES	SCHEDULE	OF SCHEDULE	RPI	RPI	RPI	RPI
DIV. I ONLY	<b>9- 19</b>	<b>277</b>	<b>3-7</b>	<b>281</b>	<b>283</b>	<b>300</b>	<b>300</b>	<b>21</b>	<b>21</b>	
DIV. I NON-CONF.	<b>3- 8</b>	<b>268</b>	<b>0</b>	<b>275</b>	<b>330</b>	<b>287</b>	<b>287</b>	<b>19</b>	<b>19</b>	
TOTALS	RPI 1-25	RPI 26-50	W-L RECORDS	RPI 51-100	RPI 101-150	RPI 150+				
9- 19	0- 0	0- 1	OVERALL	0- 4	0- 1	9- 13				
5- 6	0- 0	0- 1	HOME	0- 1	0- 0	5- 4				
3- 12	0- 0	0- 0	AWAY	0- 2	0- 1	3- 9				
1- 1	0- 0	0- 0	NEUTRAL	0- 1	0- 0	1- 0				
3- 8	0- 0	0- 0	NON-CONFERENCE	0- 1	0- 1	3- 6				
0- 2	0- 0	0- 0	HOME	0- 0	0- 0	0- 2				
2- 5	0- 0	0- 0	AWAY	0- 0	0- 1	2- 4				
1- 1	0- 0	0- 0	NEUTRAL	0- 1	0- 0	1- 0				
6- 11	0- 0	0- 1	CONFERENCE	0- 3	0- 0	6- 7				
5- 4	0- 0	0- 1	HOME	0- 1	0- 0	5- 2				
1- 7	0- 0	0- 0	AWAY	0- 2	0- 0	1- 5				
0- 0	0- 0	0- 0	NEUTRAL	0- 0	0- 0	0- 0				

RPI 1-25			RPI 26-50			RPI 51-100			RPI 101+ Team's RPI: 300		
RPI	S	Opponent	Score	RPI	S	Opponent	Score	RPI	S	Opponent	Score
				43	H	Troy	69 79	84	A	Coastal Caro.	59 66
								84	H	Coastal Caro.	74 90
								98	N	Kent St.	48 62
								100	A	UT Arlington	73 101
						</					

Non-Div I Games:

Ga. Southern

 Loss, 
  Non-Conf, 
  S Site, 
  H Home 
  A Away 
 N Neutral

## Gardner-Webb

Through Games Of March 6, 2020

Average RPI Win:	266	WON-LOST	WINNING	LAST 10	STRENGTH OF	OPP. STRENGTH	TEAM	ADJ.	CONF.	ADJ CONF.
Average RPI Loss:	169	RECORD	PCT. RANK	GAMES	SCHEDULE	OF SCHEDULE	RPI	RPI	RPI	RPI
DIV. I ONLY	17- 11	108	8-2	294	286	178	178	25	25	
DIV. I NON-CONF.	5- 4	140	0	253	193	173	173	28	28	
TOTALS	RPI 1-25	RPI 26-50	W-L RECORDS	RPI 51-100	RPI 101-150	RPI 150+				
17- 11	0- 0	0- 1	OVERALL	0- 2	1- 2	16- 6				
10- 3	0- 0	0- 0	HOME	0- 0	1- 0	9- 3				
7- 8	0- 0	0- 1	AWAY	0- 2	0- 2	7- 3				
0- 0	0- 0	0- 0	NEUTRAL	0- 0	0- 0	0- 0				
5- 4	0- 0	0- 1	NON-CONFERENCE	0- 2	0- 0	5- 1				
3- 1	0- 0	0- 0	HOME	0- 0	0- 0	3- 1				
2- 3	0- 0	0- 1	AWAY	0- 2	0- 0	2- 0				
0- 0	0- 0	0- 0	NEUTRAL	0- 0	0- 0	0- 0				
12- 7	0- 0	0- 0	CONFERENCE	0- 0	1- 2	11- 5				
7- 2	0- 0	0- 0	HOME	0- 0	1- 0	6- 2				
5- 5	0- 0	0- 0	AWAY	0- 0	0- 2	5- 3				
0- 0	0- 0	0- 0	NEUTRAL	0- 0	0- 0	0- 0				

RPI 1-25				RPI 26-50				RPI 51-100				RPI 101+				Team's RPI: 178
RPI	S	Opponent	Score	RPI	S	Opponent	Score	RPI	S	Opponent	Score	RPI	S	Opponent	Score	
				40	A	Virginia Tech	65 87	52	A	Charlotte	49 74	129	A	Campbell	44 48	
								60	A	Georgia	56 84	136	A	Hampton	58 63	
												136	H	Hampton	70 59	
												180	H	Delaware	67 65	
												181	A	High Point	62 46	
												181	H	High Point	70 57	
												185	A	Radford	51 65	
												185	H	Radford	73 84	
												197	H	Furman	67 72	
												243	A	Appalachian St.	67 56	
												258	A	UNC Asheville	65 59	
												258	H	UNC Asheville	85 55	
												266	A	Winthrop	54 49	
												266	H	Winthrop	71 59	
												272	H	Wofford	67 53	
												275	A	Longwood	70 80	
												275	H	Longwood	73 70	
												302	A	Presbyterian	49 64	
												302	H	Presbyterian	53 56	
												325	A	Mercer	65 62	
												330	A	USC Upstate	70 59	
												330	H	USC Upstate	63 53	
												342	H	Western Caro.	88 62	
												343	A	Charleston So.	79 52	
												343	H	Charleston So.	67 45	
LAST 10 Division I																
				330	A	USC Upstate	70 59	275	H	Longwood	73 70					
				258	H	UNC Asheville	85 55	136	H	Hampton	70 59					
				266	A	Winthrop	54 49	185	A	Radford	51 65					
				302	A	Presbyterian	49 64	343	H	Charleston So.	67 45					
				181	A	High Point	62 46	181	H	High Point	70 57					

Non-Div I Games:

Gardner-Webb

■ Loss, 
 ■ Non-Conf, 
 ■ S Site, 
 ■ Home 
 ■ A Away 
 N Neutral

## George Mason

Through Games Of March 6, 2020

Average RPI Win:	231	WON-LOST	WINNING	LAST 10	STRENGTH OF	OPP. STRENGTH	TEAM	ADJ.	CONF.	ADJ CONF.
Average RPI Loss:	132	RECORD	PCT. RANK	GAMES	SCHEDULE	OF SCHEDULE	RPI	RPI	RPI	RPI
DIV. I ONLY	9- 21	288	2-8	144	145	249	249	12	12	
DIV. I NON-CONF.	6- 7	182	0	170	268	189	189	12	12	
TOTALS	RPI 1-25	RPI 26-50	W-L RECORDS	RPI 51-100	RPI 101-150	RPI 150+				
9- 21	0- 0	0- 4	OVERALL	0- 6	2- 4	7- 7				
4- 10	0- 0	0- 2	HOME	0- 3	2- 2	2- 3				
5- 10	0- 0	0- 1	AWAY	0- 3	0- 2	5- 4				
0- 1	0- 0	0- 1	NEUTRAL	0- 0	0- 0	0- 0				
6- 7	0- 0	0- 3	NON-CONFERENCE	0- 1	0- 0	6- 3				
2- 4	0- 0	0- 2	HOME	0- 0	0- 0	2- 2				
4- 2	0- 0	0- 0	AWAY	0- 1	0- 0	4- 1				
0- 1	0- 0	0- 1	NEUTRAL	0- 0	0- 0	0- 0				
3- 14	0- 0	0- 1	CONFERENCE	0- 5	2- 4	1- 4				
2- 6	0- 0	0- 0	HOME	0- 3	2- 2	0- 1				
1- 8	0- 0	0- 1	AWAY	0- 2	0- 2	1- 3				
0- 0	0- 0	0- 0	NEUTRAL	0- 0	0- 0	0- 0				

RPI S	Opponent	Score	RPI S	Opponent	Score	RPI S	Opponent	Score	RPI S	Opponent	Score	Team's RPI: 249
40	H Virginia Tech	58 77	80	H Fordham	54 66	122	H Richmond	70 75				
45	N Bradley	59 61	84	A Coastal Caro.	59 74	127	A Duquesne	63 84				
48	A Dayton	55 59	87	A Saint Louis	61 69	139	H Davidson	69 76				
49	H Bucknell	51 64	87	H Saint Louis	51 64	144	A George Washington	57 62				
			96	A VCU	36 48	144	H George Washington	70 60				
			96	H VCU	63 82	145	H Massachusetts	73 56				
						180	A Delaware	44 63				
						193	A La Salle	65 77				
						193	H La Salle	59 64				
						201	H American	73 55				
						205	H UMKC	58 64				
						212	A Rhode Island	42 47				
						216	A Penn St.	78 68				
						226	A SMU	59 58				
						232	A Saint Joseph's	54 49				
						261	H Howard	75 86				
						263	A Col. of Charleston	72 61				
						294	A St. Bonaventure	47 62				
						319	A Navy	67 58				
						332	H Detroit Mercy	75 62				
LAST 10 Division I												
87	A Saint Louis	61 69	144	A George Washington	57 62							
193	H La Salle	59 64	87	H Saint Louis	51 64							
96	A VCU	36 48	145	H Massachusetts	73 56							
232	A Saint Joseph's	54 49	212	A Rhode Island	42 47							
122	H Richmond	70 75	193	A La Salle	65 77							

Non-Div I Games:

George Mason

■ Loss, 
■ Non-Conf, 
■ S Site, 
■ H Home 
■ A Away 
N Neutral

Average RPI Win: <b>181</b>	WON-LOST	WINNING	LAST 10	STRENGTH OF	OPP. STRENGTH	TEAM	ADJ.	CONF.	ADJ CONF.
Average RPI Loss: <b>114</b>	RECORD	PCT. RANK	GAMES	SCHEDULE	OF SCHEDULE	RPI	RPI	RPI	RPI
DIV. I ONLY	<b>14- 16</b>	<b>191</b>	<b>5-5</b>	<b>91</b>	<b>107</b>	<b>144</b>	<b>144</b>	<b>12</b>	<b>12</b>
DIV. I NON-CONF.	<b>6- 7</b>	<b>182</b>	<b>0</b>	<b>84</b>	<b>76</b>	<b>119</b>	<b>119</b>	<b>12</b>	<b>12</b>
TOTALS	RPI 1-25	RPI 26-50	W-L RECORDS	RPI 51-100	RPI 101-150	RPI 150+			
14- 16	0- 2	0- 3	OVERALL	2- 3	4- 4	8- 4			
7- 8	0- 1	0- 2	HOME	0- 2	3- 2	4- 1			
7- 8	0- 1	0- 1	AWAY	2- 1	1- 2	4- 3			
0- 0	0- 0	0- 0	NEUTRAL	0- 0	0- 0	0- 0			
6- 7	0- 2	0- 1	NON-CONFERENCE	1- 1	0- 2	5- 1			
2- 4	0- 1	0- 1	HOME	0- 1	0- 1	2- 0			
4- 3	0- 1	0- 0	AWAY	1- 0	0- 1	3- 1			
0- 0	0- 0	0- 0	NEUTRAL	0- 0	0- 0	0- 0			
8- 9	0- 0	0- 2	CONFERENCE	1- 2	4- 2	3- 3			
5- 4	0- 0	0- 1	HOME	0- 1	3- 1	2- 1			
3- 5	0- 0	0- 1	AWAY	1- 1	1- 1	1- 2			
0- 0	0- 0	0- 0	NEUTRAL	0- 0	0- 0	0- 0			

RPI 1-25				RPI 26-50				RPI 51-100				RPI 101+ Team's RPI: 144			
RPI	S	Opponent	Score	RPI	S	Opponent	Score	RPI	S	Opponent	Score	RPI	S	Opponent	Score
3	A	Maryland	54 <b>88</b>	35	H	James Madison	50 <b>69</b>	78	A	Villanova	68 56	105	H	William & Mary	51 <b>63</b>
9	H	Princeton	50 <b>75</b>	48	A	Dayton	44 <b>50</b>	80	A	Fordham	47 <b>53</b>	122	H	Richmond	50 40
				48	H	Dayton	50 <b>66</b>	87	H	Saint Louis	45 <b>59</b>	122	H	Richmond	49 <b>57</b>
								92	H	Minnesota	50 <b>83</b>	125	A	Lehigh	53 <b>59</b>
								96	A	VCU	56 55	127	A	Duquesne	72 65
												127	H	Duquesne	65 60
												139	A	Davidson	55 <b>62</b>
												145	H	Massachusetts	50 47
												180	A	Delaware	63 49
												182	A	Quinnipiac	78 67
												192	A	Memphis	64 63
												193	H	La Salle	54 <b>61</b>
												201	A	American	53 <b>66</b>
												212	H	Rhode Island	73 56
												232	A	Saint Joseph's	56 50
												249	A	George Mason	60 <b>70</b>
												249	H	George Mason	62 57
												254	H	Georgetown	52 49
												294	A	St. Bonaventure	55 <b>59</b>
												336	H	Coppin St.	54 35
LAST 10 Division I															
				122	H	Richmond	49 <b>57</b>	249	H	George Mason	62 57				
				122	H	Richmond	50 40	193	H	La Salle	54 <b>61</b>				
				212	H	Rhode Island	73 56	96	A	VCU	56 55				
				127	A	Duquesne	72 65	294	A	St. Bonaventure	55 <b>59</b>				
				48	A	Dayton	44 <b>50</b>	87	H	Saint Louis	45 <b>59</b>				

Non-Div I Games:

George Washington

■ Loss, 
 ■ Non-Conf, 
 ■ S Site, 
 ■ H Home 
 ■ A Away 
 N Neutral



## Georgetown

Through Games Of March 6, 2020

Average RPI Win:	269	WON-LOST	WINNING	LAST 10	STRENGTH OF	OPP. STRENGTH	TEAM	ADJ.	CONF.	ADJ CONF.
Average RPI Loss:	89	RECORD	PCT. RANK	GAMES	SCHEDULE	OF SCHEDULE	RPI	RPI	RPI	RPI
DIV. I ONLY	5- 25	326	1-9	82	79	254	254	6	6	
DIV. I NON-CONF.	3- 8	268	0	136	173	211	211	6	6	
TOTALS	RPI 1-25	RPI 26-50	W-L RECORDS	RPI 51-100	RPI 101-150	RPI 150+				
5- 25	0- 2	0- 5	OVERALL	0- 11	0- 4	5- 3				
1- 11	0- 1	0- 3	HOME	0- 5	0- 1	1- 1				
4- 12	0- 1	0- 2	AWAY	0- 5	0- 3	4- 1				
0- 2	0- 0	0- 0	NEUTRAL	0- 1	0- 0	0- 1				
3- 8	0- 0	0- 1	NON-CONFERENCE	0- 3	0- 4	3- 0				
0- 3	0- 0	0- 1	HOME	0- 1	0- 1	0- 0				
3- 4	0- 0	0- 0	AWAY	0- 1	0- 3	3- 0				
0- 1	0- 0	0- 0	NEUTRAL	0- 1	0- 0	0- 0				
2- 17	0- 2	0- 4	CONFERENCE	0- 8	0- 0	2- 3				
1- 8	0- 1	0- 2	HOME	0- 4	0- 0	1- 1				
1- 8	0- 1	0- 2	AWAY	0- 4	0- 0	1- 1				
0- 1	0- 0	0- 0	NEUTRAL	0- 0	0- 0	0- 1				

RPI 1-25				RPI 26-50				RPI 51-100				RPI 101+ Team's RPI: 254			
RPI	S	Opponent	Score	RPI	S	Opponent	Score	RPI	S	Opponent	Score	RPI	S	Opponent	Score
20	A	DePaul	66 92	29	A	Marquette	51 73	61	A	St. John's (NY)	54 71	108	A	Columbia	49 54
20	H	DePaul	69 87	29	H	Marquette	56 76	61	H	St. John's (NY)	68 74	122	H	Richmond	49 51
				35	H	James Madison	59 66	66	N	Fresno St.	69 82	139	A	Davidson	52 66
				46	A	Creighton	78 95	74	A	Seton Hall	60 79	144	A	George Washington	49 52
				46	H	Creighton	56 65	74	H	Seton Hall	47 61	188	A	Providence	55 62
								78	A	Villanova	53 74	188	H	Providence	62 53
								78	H	Villanova	40 48	188	N	Providence	46 49
								80	A	Fordham	54 67	264	A	Xavier	63 50
								94	A	Butler	42 60	264	H	Xavier	64 85
								94	H	Butler	46 47	283	A	Pittsburgh	66 56
								95	H	Rider	64 65	295	A	LMU (CA)	64 53
												317	A	UMES	57 39
LAST 10 Division I															
188	N	Providence	46 49	78	H	Villanova	40 48								
46	A	Creighton	78 95	264	A	Xavier	63 50								
188	A	Providence	55 62	94	A	Butler	42 60								
29	H	Marquette	56 76	61	H	St. John's (NY)	68 74								
20	H	DePaul	69 87	74	H	Seton Hall	47 61								

Non-Div I Games:

Georgetown

■ Loss, 
 ■ Non-Conf, 
 S Site, 
 ■ Home 
 ■ Away 
 N Neutral

Average RPI Win:	157	WON-LOST	WINNING	LAST 10	STRENGTH OF	OPP. STRENGTH	TEAM	ADJ.	CONF.	ADJ CONF.
Average RPI Loss:	44	RECORD	PCT. RANK	GAMES	SCHEDULE	OF SCHEDULE	RPI	RPI	RPI	RPI
DIV. I ONLY	17- 14	144	5-5	8	59	60	60	4	4	
DIV. I NON-CONF.	9- 4	84	0	47	211	89	89	5	5	
TOTALS	RPI 1-25	RPI 26-50	W-L RECORDS	RPI 51-100	RPI 101-150	RPI 150+				
17- 14	0- 9	3- 0	OVERALL	3- 3	3- 1	8- 1				
10- 8	0- 4	0- 0	HOME	1- 2	2- 1	7- 1				
4- 5	0- 4	2- 0	AWAY	0- 1	1- 0	1- 0				
3- 1	0- 1	1- 0	NEUTRAL	2- 0	0- 0	0- 0				
9- 4	0- 2	1- 0	NON-CONFERENCE	1- 2	0- 0	7- 0				
7- 3	0- 1	0- 0	HOME	0- 2	0- 0	7- 0				
0- 1	0- 1	0- 0	AWAY	0- 0	0- 0	0- 0				
2- 0	0- 0	1- 0	NEUTRAL	1- 0	0- 0	0- 0				
8- 10	0- 7	2- 0	CONFERENCE	2- 1	3- 1	1- 1				
3- 5	0- 3	0- 0	HOME	1- 0	2- 1	0- 1				
4- 4	0- 3	2- 0	AWAY	0- 1	1- 0	1- 0				
1- 1	0- 1	0- 0	NEUTRAL	1- 0	0- 0	0- 0				

RPI	S	Opponent	Score	RPI	S	Opponent	Score	RPI	S	Opponent	Score	RPI	S	Opponent	Score
1	H	South Carolina	53 88	31	A	Arkansas	64 55	63	A	Tennessee	56 73	111	H	Auburn	61 50
1	N	South Carolina	56 89	36	A	LSU	73 56	67	H	Alabama	76 75	126	H	Vanderbilt	55 63
4	A	Baylor	38 72	40	N	Virginia Tech	77 72	67	N	Alabama	68 61	135	A	Florida	49 43
12	H	UCLA	50 59					78	H	Villanova	58 63	135	H	Florida	65 59
13	A	Mississippi St.	53 67					81	H	Georgia Tech	40 73	165	H	N.C. A&T	72 54
13	H	Mississippi St.	66 73					94	N	Butler	69 36	170	H	Missouri	65 73
17	A	Texas A&M	63 64									178	H	Gardner-Webb	84 56
17	H	Texas A&M	47 64									197	H	Furman	77 48
23	A	Kentucky	77 88									223	H	Kennesaw St.	80 65
												237	H	East Carolina	67 50
												296	A	Ole Miss	58 51
												325	H	Mercer	76 60
												330	H	USC Upstate	67 53
LAST 10 Division I															
1	N	South Carolina	56 89	17	H	Texas A&M	47 64								
67	N	Alabama	68 61	67	H	Alabama	76 75								
135	H	Florida	65 59	135	A	Florida	49 43								
23	A	Kentucky	77 88	170	H	Missouri	65 73								
36	A	LSU	73 56	13	A	Mississippi St.	53 67								

Non-Div I Games:

Georgia

## Georgia St.

Through Games Of March 6, 2020

Average RPI Win:	293	WON-LOST	WINNING	LAST 10	STRENGTH OF	OPP. STRENGTH	TEAM	ADJ.	CONF.	ADJ CONF.
Average RPI Loss:	179	RECORD	PCT. RANK	GAMES	SCHEDULE	OF SCHEDULE	RPI	RPI	RPI	RPI
DIV. I ONLY	8- 20	294	4-6	269	272	311	311	21	21	
DIV. I NON-CONF.	3- 8	268	0	262	314	317	317	19	19	
TOTALS	RPI 1-25	RPI 26-50	W-L RECORDS	RPI 51-100	RPI 101-150	RPI 150+				
8- 20	0- 1	0- 1	OVERALL	0- 4	0- 1	8- 13				
5- 9	0- 1	0- 1	HOME	0- 1	0- 0	5- 6				
2- 11	0- 0	0- 0	AWAY	0- 3	0- 1	2- 7				
1- 0	0- 0	0- 0	NEUTRAL	0- 0	0- 0	1- 0				
3- 8	0- 1	0- 0	NON-CONFERENCE	0- 1	0- 1	3- 5				
2- 4	0- 1	0- 0	HOME	0- 0	0- 0	2- 3				
0- 4	0- 0	0- 0	AWAY	0- 1	0- 1	0- 2				
1- 0	0- 0	0- 0	NEUTRAL	0- 0	0- 0	1- 0				
5- 12	0- 0	0- 1	CONFERENCE	0- 3	0- 0	5- 8				
3- 5	0- 0	0- 1	HOME	0- 1	0- 0	3- 3				
2- 7	0- 0	0- 0	AWAY	0- 2	0- 0	2- 5				
0- 0	0- 0	0- 0	NEUTRAL	0- 0	0- 0	0- 0				

RPI 1-25				RPI 26-50				RPI 51-100				RPI 101+ Team's RPI: 311			
RPI	S	Opponent	Score	RPI	S	Opponent	Score	RPI	S	Opponent	Score	RPI	S	Opponent	Score
3	H	Maryland	41 114	43	H	Troy	57 71	81	A	Georgia Tech	28 69	133	A	UNC Greensboro	49 64
								84	A	Coastal Caro.	45 87	159	H	Toledo	48 74
								84	H	Coastal Caro.	50 66	195	A	Louisiana	61 53
								100	A	UT Arlington	32 58	195	H	Louisiana	65 75
												197	A	Furman	55 62
												200	A	Little Rock	46 66
												200	H	Little Rock	58 43
												208	A	UTEP	68 71
												243	A	Appalachian St.	37 65
												243	H	Appalachian St.	59 64
												246	A	Arkansas St.	68 70
												246	H	Arkansas St.	67 56
												248	A	Texas St.	62 67
												251	H	South Alabama	64 81
												253	H	Alabama A&M	52 67
												300	A	Ga. Southern	56 81
												305	H	FIU	63 70
												313	N	New Mexico St.	59 51
												338	H	SIUE	74 73
												349	A	La.-Monroe	52 43
												349	H	La.-Monroe	68 52
												350	H	South Carolina St.	77 52
LAST 10 Division I															
				248	A	Texas St.	62 67			195	A	Louisiana	61 53		
				100	A	UT Arlington	32 58			200	H	Little Rock	58 43		
				84	H	Coastal Caro.	50 66			246	H	Arkansas St.	67 56		
				243	H	Appalachian St.	59 64			84	A	Coastal Caro.	45 87		
				349	A	La.-Monroe	52 43			243	A	Appalachian St.	37 65		

Non-Div I Games:

Georgia St.

■ Loss, 
 ■ Non-Conf, 
 ■ S Site, 
 ■ H Home 
 ■ A Away 
 N Neutral

Average RPI Win:	161	WON-LOST	WINNING	LAST 10	STRENGTH OF	OPP. STRENGTH	TEAM	ADJ.	CONF.	ADJ CONF.
Average RPI Loss:	64	RECORD	PCT. RANK	GAMES	SCHEDULE	OF SCHEDULE	RPI	RPI	RPI	RPI
DIV. I ONLY	20- 11	84	6-4	107	50	81	81	5	5	
DIV. I NON-CONF.	9- 2	37	0	210	55	64	64	4	4	
TOTALS	RPI 1-25	RPI 26-50	W-L RECORDS	RPI 51-100	RPI 101-150	RPI 150+				
20- 11	1- 4	2- 2	OVERALL	5- 1	3- 4	9- 0				
10- 4	0- 1	1- 0	HOME	1- 1	3- 2	5- 0				
7- 4	1- 1	1- 1	AWAY	2- 0	0- 2	3- 0				
3- 3	0- 2	0- 1	NEUTRAL	2- 0	0- 0	1- 0				
9- 2	0- 1	0- 1	NON-CONFERENCE	3- 0	1- 0	5- 0				
5- 0	0- 0	0- 0	HOME	0- 0	1- 0	4- 0				
2- 0	0- 0	0- 0	AWAY	1- 0	0- 0	1- 0				
2- 2	0- 1	0- 1	NEUTRAL	2- 0	0- 0	0- 0				
11- 9	1- 3	2- 1	CONFERENCE	2- 1	2- 4	4- 0				
5- 4	0- 1	1- 0	HOME	1- 1	2- 2	1- 0				
5- 4	1- 1	1- 1	AWAY	1- 0	0- 2	2- 0				
1- 1	0- 1	0- 0	NEUTRAL	0- 0	0- 0	1- 0				

RPI 1-25				RPI 26-50				RPI 51-100 Team's RPI: 81				RPI 101+			
RPI	S	Opponent	Score	RPI	S	Opponent	Score	RPI	S	Opponent	Score	RPI	S	Opponent	Score
5	H	Louisville	47 58	37	A	Florida St.	67 52	57	H	Boston College	48 55	110	A	Wake Forest	60 65
17	N	Texas A&M	48 60	37	H	Florida St.	65 62	59	N	Rice	54 52	110	H	Wake Forest	62 52
22	A	NC State	65 61	40	A	Virginia Tech	61 64	60	A	Georgia	73 40	116	A	Miami (FL)	49 54
22	N	NC State	48 57	47	N	Rutgers	43 46	72	H	Virginia	61 51	116	H	Miami (FL)	61 54
25	A	Duke	46 58					74	N	Seton Hall	79 54	118	H	Notre Dame	51 59
								99	A	Syracuse	82 64	146	H	Wisconsin	60 41
												149	H	North Carolina	60 67
												214	H	Houston	69 38
												221	A	Clemson	56 44
												221	H	Clemson	49 47
												223	A	Kennesaw St.	63 47
												283	A	Pittsburgh	77 48
												283	N	Pittsburgh	68 58
												287	H	ETSU	87 48
												311	H	Georgia St.	69 28
												347	H	Grambling	89 42
LAST 10 Division I															
		22	N	NC State	48	57		22	A	NC State	65	61			
		283	N	Pittsburgh	68	58		40	A	Virginia Tech	61	64			
		221	A	Clemson	56	44		110	H	Wake Forest	62	52			
		37	H	Florida St.	65	62		283	A	Pittsburgh	77	48			
		5	H	Louisville	47	58		118	H	Notre Dame	51	59			

Non-Div I Games:

Georgia Tech

## Gonzaga

Through Games Of March 6, 2020

Average RPI Win:	148	WON-LOST	WINNING	LAST 10	STRENGTH OF	OPP. STRENGTH	TEAM	ADJ.	CONF.	ADJ CONF.
Average RPI Loss:	105	RECORD	PCT. RANK	GAMES	SCHEDULE	OF SCHEDULE	RPI	RPI	RPI	RPI
DIV. I ONLY	28- 2	5	9-1	65	89	10	10	11	11	
DIV. I NON-CONF.	11- 1	13	0	15	21	2	2	11	11	
TOTALS	RPI 1-25	RPI 26-50	W-L RECORDS	RPI 51-100	RPI 101-150	RPI 150+				
28- 2	1- 1	3- 0	OVERALL	4- 0	8- 0	12- 1				
14- 0	1- 0	1- 0	HOME	1- 0	4- 0	7- 0				
11- 2	0- 1	0- 0	AWAY	2- 0	4- 0	5- 1				
3- 0	0- 0	2- 0	NEUTRAL	1- 0	0- 0	0- 0				
11- 1	1- 1	3- 0	NON-CONFERENCE	2- 0	2- 0	3- 0				
5- 0	1- 0	1- 0	HOME	0- 0	1- 0	2- 0				
3- 1	0- 1	0- 0	AWAY	1- 0	1- 0	1- 0				
3- 0	0- 0	2- 0	NEUTRAL	1- 0	0- 0	0- 0				
17- 1	0- 0	0- 0	CONFERENCE	2- 0	6- 0	9- 1				
9- 0	0- 0	0- 0	HOME	1- 0	3- 0	5- 0				
8- 1	0- 0	0- 0	AWAY	1- 0	3- 0	4- 1				
0- 0	0- 0	0- 0	NEUTRAL	0- 0	0- 0	0- 0				

RPI	S	Opponent	Score	RPI	S	Opponent	Score	RPI	S	Opponent	Score	RPI	S	Opponent	Score
7	A	Stanford	70 76	42	H	UT Martin	78 55	51	N	Middle Tenn.	62 50	107	A	Washington St.	76 53
8	H	Missouri St.	64 52	44	N	Purdue	63 50	62	A	Montana St.	70 55	114	A	San Diego	57 42
				48	N	Dayton	76 65	85	A	BYU	55 43	114	H	San Diego	57 46
								85	H	BYU	59 44	130	A	Pacific	83 65
												130	H	Pacific	68 67
												132	A	Portland	56 42
												132	H	Portland	62 57
												141	H	Texas Southern	80 45
												164	A	Wyoming	65 54
												187	A	Pepperdine	64 50
												187	H	Pepperdine	70 36
												191	A	Santa Clara	67 52
												191	H	Santa Clara	53 46
												202	A	Saint Mary's (CA)	60 70
												202	H	Saint Mary's (CA)	74 49
												215	A	San Francisco	69 46
												215	H	San Francisco	56 38
												252	H	CSU Bakersfield	92 48
												295	A	LMU (CA)	75 47
												295	H	LMU (CA)	78 52
												312	H	Eastern Wash.	84 44
LAST 10 Division I															
132	A	Portland	56 42	202	A	Saint Mary's (CA)	60 70	130	A	Pacific	83 65				
187	A	Pepperdine	64 50	85	H	BYU	59 44	114	H	San Diego	57 46				
295	A	LMU (CA)	75 47	295	H	LMU (CA)	78 52								
191	H	Santa Clara	53 46												
215	H	San Francisco	56 38												

Non-Div I Games:

Gonzaga

Loss, 
Non-Conf, S Site, 
H Home
A Away 
N Neutral

Average RPI Win:	309	WON-LOST	WINNING	LAST 10	STRENGTH OF	OPP. STRENGTH	TEAM	ADJ.	CONF.	ADJ CONF.
Average RPI Loss:	214	RECORD	PCT. RANK	GAMES	SCHEDULE	OF SCHEDULE	RPI	RPI	RPI	RPI
DIV. I ONLY	3- 24	334	2-8	293	346	347	347	32	32	
DIV. I NON-CONF.	0- 10	338	0	96	198	316	316	31	31	
TOTALS	RPI 1-25	RPI 26-50	W-L RECORDS	RPI 51-100	RPI 101-150	RPI 150+				
3- 24	0- 2	0- 0	OVERALL	0- 2	0- 3	3- 17				
3- 8	0- 0	0- 0	HOME	0- 1	0- 2	3- 5				
0- 15	0- 2	0- 0	AWAY	0- 1	0- 1	0- 11				
0- 1	0- 0	0- 0	NEUTRAL	0- 0	0- 0	0- 1				
0- 10	0- 2	0- 0	NON-CONFERENCE	0- 2	0- 1	0- 5				
0- 2	0- 0	0- 0	HOME	0- 1	0- 1	0- 0				
0- 7	0- 2	0- 0	AWAY	0- 1	0- 0	0- 4				
0- 1	0- 0	0- 0	NEUTRAL	0- 0	0- 0	0- 1				
3- 14	0- 0	0- 0	CONFERENCE	0- 0	0- 2	3- 12				
3- 6	0- 0	0- 0	HOME	0- 0	0- 1	3- 5				
0- 8	0- 0	0- 0	AWAY	0- 0	0- 1	0- 7				
0- 0	0- 0	0- 0	NEUTRAL	0- 0	0- 0	0- 0				

RPI 1-25				RPI 26-50				RPI 51-100				RPI 101+ Team's RPI: 347			
RPI	S	Opponent	Score	RPI	S	Opponent	Score	RPI	S	Opponent	Score	RPI	S	Opponent	Score
4	A	Baylor	46 120					81	A	Georgia Tech	42 89	135	H	Florida	65 72
23	A	Kentucky	35 81					100	H	UT Arlington	54 88	141	A	Texas Southern	62 85
												141	H	Texas Southern	85 89
												155	A	Jackson St.	46 61
												155	H	Jackson St.	59 82
												160	A	Wichita St.	65 77
												163	N	Binghamton	67 88
												236	A	Southern U.	57 81
												236	H	Southern U.	51 70
												253	A	Alabama A&M	52 72
												253	H	Alabama A&M	69 59
												267	A	Louisiana Tech	66 70
												301	A	Prairie View	58 65
												301	H	Prairie View	54 67
												305	A	FIU	55 56
												318	H	Alabama St.	59 73
												324	A	Alcorn	54 80
												324	H	Alcorn	70 59
												328	A	Ark.-Pine Bluff	79 84
												328	H	Ark.-Pine Bluff	64 82
												335	A	Northwestern St.	61 65
												351	A	Mississippi Val.	57 68
												351	H	Mississippi Val.	72 47
LAST 10 Division I															
253	A	Alabama A&M	52 72	301	A	Prairie View	58 65								
351	H	Mississippi Val.	72 47	324	H	Alcorn	70 59								
328	H	Ark.-Pine Bluff	64 82	236	H	Southern U.	51 70								
155	H	Jackson St.	59 82	351	A	Mississippi Val.	57 68								
141	A	Texas Southern	62 85	328	A	Ark.-Pine Bluff	79 84								

Non-Div I Games: Centenary (LA) 106 42

Grambling

Loss, Non-Conf, S Site, H Home A Away N Neutral

## Grand Canyon

Through Games Of March 6, 2020

Average RPI Win:	279	WON-LOST	WINNING	LAST 10	STRENGTH OF	OPP. STRENGTH	TEAM	ADJ.	CONF.	ADJ CONF.
Average RPI Loss:	218	RECORD	PCT. RANK	GAMES	SCHEDULE	OF SCHEDULE	RPI	RPI	RPI	RPI
DIV. I ONLY	13- 11	146	7-3	316	336	238	238	31	31	
DIV. I NON-CONF.	3- 6	235	0	171	269	271	271	32	32	
TOTALS	RPI 1-25	RPI 26-50	W-L RECORDS	RPI 51-100	RPI 101-150	RPI 150+				
13- 11	0- 0	0- 0	OVERALL	0- 0	0- 2	13- 9				
8- 5	0- 0	0- 0	HOME	0- 0	0- 0	8- 5				
5- 6	0- 0	0- 0	AWAY	0- 0	0- 2	5- 4				
0- 0	0- 0	0- 0	NEUTRAL	0- 0	0- 0	0- 0				
3- 6	0- 0	0- 0	NON-CONFERENCE	0- 0	0- 2	3- 4				
3- 2	0- 0	0- 0	HOME	0- 0	0- 0	3- 2				
0- 4	0- 0	0- 0	AWAY	0- 0	0- 2	0- 2				
0- 0	0- 0	0- 0	NEUTRAL	0- 0	0- 0	0- 0				
10- 5	0- 0	0- 0	CONFERENCE	0- 0	0- 0	10- 5				
5- 3	0- 0	0- 0	HOME	0- 0	0- 0	5- 3				
5- 2	0- 0	0- 0	AWAY	0- 0	0- 0	5- 2				
0- 0	0- 0	0- 0	NEUTRAL	0- 0	0- 0	0- 0				

RPI 1-25				RPI 26-50				RPI 51-100				RPI 101+				Team's RPI: 238		
RPI	S	Opponent	Score	RPI	S	Opponent	Score	RPI	S	Opponent	Score	RPI	S	Opponent	Score			
												119	A	California	53	72		
												132	A	Portland	41	73		
												152	A	Montana	67	72		
												173	H	Southern Utah	69	65		
												196	A	Portland St.	46	69		
												205	A	UMKC	62	56		
												205	H	UMKC	53	74		
												218	H	Cal St. Fullerton	70	80		
												219	H	North Dakota	76	78		
												220	H	UNLV	53	51		
												247	H	UC Santa Barbara	58	57		
												252	H	CSU Bakersfield	54	59		
												286	A	California Baptist	62	58		
												286	H	California Baptist	72	66		
												290	A	Utah Valley	66	59		
												290	H	Utah Valley	54	64		
												297	A	UTRGV	47	66		
												297	H	UTRGV	62	60		
												309	A	Seattle U	56	48		
												309	H	Seattle U	63	60		
LAST 10 Division I												313	A	New Mexico St.	58	69		
				297	A	UTRGV	47	66	205	A	UMKC	62	56	313	H	New Mexico St.	60	49
				313	A	New Mexico St.	58	69	286	H	California Baptist	72	66	348	A	Chicago St.	68	57
				290	H	Utah Valley	54	64	313	H	New Mexico St.	60	49	348	H	Chicago St.	69	49
				309	H	Seattle U	63	60	297	H	UTRGV	62	60					
				348	A	Chicago St.	68	57	290	A	Utah Valley	66	59					

Non-Div I Games: Benedictine Mesa 72 53 Whittier 77 41

Grand Canyon

■ Loss, 
 ■ Non-Conf, 
 ■ S Site, 
 ■ Home 
 ■ A Away 
 N Neutral

Average RPI Win: <b>224</b>	WON-LOST	WINNING	LAST 10	STRENGTH OF	OPP. STRENGTH	TEAM	ADJ.	CONF.	ADJ CONF.
Average RPI Loss: <b>109</b>	RECORD	PCT. RANK	GAMES	SCHEDULE	OF SCHEDULE	RPI	RPI	RPI	RPI
DIV. I ONLY	18- 12	117	8-2	120	203	120	120	22	22
DIV. I NON-CONF.	5- 7	205	0	29	34	104	104	22	22
TOTALS	RPI 1-25	RPI 26-50	W-L RECORDS	RPI 51-100	RPI 101-150	RPI 150+			
18- 12	1- 2	0- 2	OVERALL	2- 3	0- 0	15- 5			
8- 6	0- 1	0- 2	HOME	0- 2	0- 0	8- 1			
8- 5	1- 0	0- 0	AWAY	1- 1	0- 0	6- 4			
2- 1	0- 1	0- 0	NEUTRAL	1- 0	0- 0	1- 0			
5- 7	1- 2	0- 2	NON-CONFERENCE	1- 2	0- 0	3- 1			
1- 4	0- 1	0- 2	HOME	0- 1	0- 0	1- 0			
2- 2	1- 0	0- 0	AWAY	0- 1	0- 0	1- 1			
2- 1	0- 1	0- 0	NEUTRAL	1- 0	0- 0	1- 0			
13- 5	0- 0	0- 0	CONFERENCE	1- 1	0- 0	12- 4			
7- 2	0- 0	0- 0	HOME	0- 1	0- 0	7- 1			
6- 3	0- 0	0- 0	AWAY	1- 0	0- 0	5- 3			
0- 0	0- 0	0- 0	NEUTRAL	0- 0	0- 0	0- 0			

RPI 1-25				RPI 26-50				RPI 51-100				RPI 101+ Team's RPI: 120			
RPI	S	Opponent	Score	RPI	S	Opponent	Score	RPI	S	Opponent	Score	RPI	S	Opponent	Score
13	N	Mississippi St.	58 <b>83</b>	29	H	Marquette	47 <b>60</b>	53	A	Marist	60 <b>72</b>	167	A	Wright St.	68 59
16	A	Central Mich.	111 105	30	H	South Dakota	60 <b>66</b>	73	H	South Dakota St.	55 <b>60</b>	167	H	Wright St.	58 <b>70</b>
20	H	DePaul	65 <b>76</b>					77	A	IUPUI	61 58	168	A	Maine	60 <b>61</b>
								77	H	IUPUI	42 <b>54</b>	170	H	Missouri	72 64
								99	N	Syracuse	79 73	174	A	Northern Ky.	43 <b>63</b>
												174	H	Northern Ky.	65 44
												190	A	Cleveland St.	74 54
												190	H	Cleveland St.	81 51
												217	A	Milwaukee	60 <b>65</b>
												217	H	Milwaukee	61 48
												241	N	Bowling Green	73 54
												259	A	Youngstown St.	70 63
												259	H	Youngstown St.	71 51
												284	A	Oakland	88 <b>93</b>
												284	H	Oakland	76 51
												332	A	Detroit Mercy	65 48
												332	H	Detroit Mercy	72 45
												341	A	UIC	75 49
												341	H	UIC	73 36
												348	A	Chicago St.	102 46
LAST 10 Division I															
259	H	Youngstown St.	71 51	332	H	Detroit Mercy	72 45								
190	H	Cleveland St.	81 51	217	A	Milwaukee	60 <b>65</b>								
77	A	IUPUI	61 58	174	A	Northern Ky.	43 <b>63</b>								
341	A	UIC	75 49	167	A	Wright St.	68 59								
284	H	Oakland	76 51	190	A	Cleveland St.	74 54								

Non-Div I Games:

Green Bay

■ Loss, 
 ■ Non-Conf, S Site, 
 ■ Home 
 ■ Away 
 N Neutral



Average RPI Win: <b>240</b>	WON-LOST	WINNING	LAST 10	STRENGTH OF	OPP. STRENGTH	TEAM	ADJ.	CONF.	ADJ CONF.
Average RPI Loss: <b>162</b>	RECORD	PCT. RANK	GAMES	SCHEDULE	OF SCHEDULE	RPI	RPI	RPI	RPI
DIV. I ONLY	18- 10	90	8-2	196	288	136	136	25	25
DIV. I NON-CONF.	4- 5	195	0	64	142	117	117	28	28
TOTALS	RPI 1-25	RPI 26-50	W-L RECORDS	RPI 51-100	RPI 101-150	RPI 150+			
18- 10	0- 0	0- 1	OVERALL	1- 0	3- 2	14- 7			
8- 5	0- 0	0- 0	HOME	0- 0	0- 2	8- 3			
8- 5	0- 0	0- 1	AWAY	1- 0	1- 0	6- 4			
2- 0	0- 0	0- 0	NEUTRAL	0- 0	2- 0	0- 0			
4- 5	0- 0	0- 1	NON-CONFERENCE	1- 0	2- 1	1- 3			
0- 3	0- 0	0- 0	HOME	0- 0	0- 1	0- 2			
2- 2	0- 0	0- 1	AWAY	1- 0	0- 0	1- 1			
2- 0	0- 0	0- 0	NEUTRAL	0- 0	2- 0	0- 0			
14- 5	0- 0	0- 0	CONFERENCE	0- 0	1- 1	13- 4			
8- 2	0- 0	0- 0	HOME	0- 0	0- 1	8- 1			
6- 3	0- 0	0- 0	AWAY	0- 0	1- 0	5- 3			
0- 0	0- 0	0- 0	NEUTRAL	0- 0	0- 0	0- 0			

RPI S	Opponent	Score	RPI S	Opponent	Score	RPI S	Opponent	Score	RPI S	Opponent	Score	Team's RPI: 136
			32 A	Old Dominion	38 75	67 A	Alabama	64 61	103 H	Liberty	59 83	
									122 N	Richmond	69 65	
									129 A	Campbell	49 40	
									129 H	Campbell	31 68	
									150 N	Mt. St. Mary's	68 60	
									157 H	Norfolk St.	56 77	
									178 A	Gardner-Webb	59 70	
									178 H	Gardner-Webb	63 58	
									181 A	High Point	59 74	
									181 H	High Point	77 81	
									185 H	Radford	51 48	
									197 A	Furman	65 70	
									198 H	Fla. Atlantic	63 64	
									209 A	Chattanooga	84 55	
									258 A	UNC Asheville	76 66	
									258 H	UNC Asheville	68 59	
									266 A	Winthrop	66 72	
									266 H	Winthrop	62 48	
									275 A	Longwood	90 76	
									275 H	Longwood	73 55	
									302 A	Presbyterian	71 42	
									302 H	Presbyterian	67 53	
									330 A	USC Upstate	86 73	
									330 H	USC Upstate	60 40	
									343 A	Charleston So.	64 59	
									343 H	Charleston So.	66 57	
LAST 10 Division I												
			129 A	Campbell	49 40		266 H	Winthrop	62 48			
			343 H	Charleston So.	66 57		178 A	Gardner-Webb	59 70			
			302 H	Presbyterian	67 53		181 A	High Point	59 74			
			330 A	USC Upstate	86 73		258 A	UNC Asheville	76 66			
			275 A	Longwood	90 76		275 H	Longwood	73 55			

Non-Div I Games:

Hampton

■ Loss, 
 ■ Non-Conf, 
 ■ S Site, 
 ■ H Home 
 ■ A Away 
 N Neutral

Average RPI Win: <b>82</b>	WON-LOST	WINNING	LAST 10	STRENGTH OF	OPP. STRENGTH	TEAM	ADJ.	CONF.	ADJ CONF.
Average RPI Loss: <b>207</b>	RECORD	PCT. RANK	GAMES	SCHEDULE	OF SCHEDULE	RPI	RPI	RPI	RPI
DIV. I ONLY	1- 28	351	1-9	229	277	344	344	26	26
DIV. I NON-CONF.	0- 13	338	0	224	219	340	340	27	27
TOTALS	RPI 1-25	RPI 26-50	W-L RECORDS	RPI 51-100	RPI 101-150	RPI 150+			
1- 28	0- 1	0- 0	OVERALL	1- 2	0- 5	0- 20			
1- 13	0- 0	0- 0	HOME	1- 0	0- 0	0- 13			
0- 15	0- 1	0- 0	AWAY	0- 2	0- 5	0- 7			
0- 0	0- 0	0- 0	NEUTRAL	0- 0	0- 0	0- 0			
0- 13	0- 1	0- 0	NON-CONFERENCE	0- 1	0- 5	0- 6			
0- 6	0- 0	0- 0	HOME	0- 0	0- 0	0- 6			
0- 7	0- 1	0- 0	AWAY	0- 1	0- 5	0- 0			
0- 0	0- 0	0- 0	NEUTRAL	0- 0	0- 0	0- 0			
1- 15	0- 0	0- 0	CONFERENCE	1- 1	0- 0	0- 14			
1- 7	0- 0	0- 0	HOME	1- 0	0- 0	0- 7			
0- 8	0- 0	0- 0	AWAY	0- 1	0- 0	0- 7			
0- 0	0- 0	0- 0	NEUTRAL	0- 0	0- 0	0- 0			

RPI 1-25				RPI 26-50				RPI 51-100				RPI 101+ Team's RPI: 344			
RPI	S	Opponent	Score	RPI	S	Opponent	Score	RPI	S	Opponent	Score	RPI	S	Opponent	Score
9	A	Princeton	42 73					64	A	Penn	46 74	102	A	Michigan St.	34 79
								82	A	Stony Brook	55 66	105	A	William & Mary	44 61
								82	H	Stony Brook	70 67	123	A	Harvard	44 53
												145	A	Massachusetts	48 74
												147	A	Northeastern	47 60
												163	A	Binghamton	44 80
												163	H	Binghamton	65 78
												168	A	Maine	73 87
												168	H	Maine	52 69
												182	H	Quinnipiac	50 87
												188	H	Providence	57 75
												212	H	Rhode Island	56 68
												213	A	UMass Lowell	56 64
												213	H	UMass Lowell	63 68
												262	A	New Hampshire	71 72
												262	H	New Hampshire	55 64
												293	A	UMBC	54 61
												293	H	UMBC	47 56
												307	A	Vermont	51 62
												307	H	Vermont	53 63
												315	A	Albany (NY)	40 63
												315	H	Albany (NY)	63 68
												327	H	Hofstra	41 43
												329	H	NJIT	52 61
												345	H	Central Conn. St.	54 61
LAST 10 Division I															
				82	H	Stony Brook	70 67					307	A	Vermont	51 62
				163	H	Binghamton	65 78					293	H	UMBC	47 56
				262	H	New Hampshire	55 64					168	H	Maine	52 69
				213	A	UMass Lowell	56 64					163	A	Binghamton	44 80
				315	A	Albany (NY)	40 63					315	H	Albany (NY)	63 68

Non-Div I Games:

Hartford

■ Loss, 
 ■ Non-Conf, S Site, 
 ■ Home 
 ■ Away 
 N Neutral

# Harvard

Through Games Of March 6, 2020

Average RPI Win:	182	WON-LOST	WINNING	LAST 10	STRENGTH OF	OPP. STRENGTH	TEAM	ADJ.	CONF.	ADJ CONF.
Average RPI Loss:	117	RECORD	PCT. RANK	GAMES	SCHEDULE	OF SCHEDULE	RPI	RPI	RPI	RPI
DIV. I ONLY	15- 11	131	4-6	152	87	123	123	7	7	
DIV. I NON-CONF.	9- 4	84	0	293	89	127	127	8	8	
TOTALS	RPI 1-25	RPI 26-50	W-L RECORDS	RPI 51-100	RPI 101-150	RPI 150+				
15- 11	0- 2	0- 1	OVERALL	2- 1	2- 3	11- 4				
8- 4	0- 1	0- 0	HOME	2- 0	1- 2	5- 1				
7- 6	0- 1	0- 1	AWAY	0- 1	1- 1	6- 2				
0- 1	0- 0	0- 0	NEUTRAL	0- 0	0- 0	0- 1				
9- 4	0- 0	0- 1	NON-CONFERENCE	0- 0	2- 1	7- 2				
4- 1	0- 0	0- 0	HOME	0- 0	1- 1	3- 0				
5- 2	0- 0	0- 1	AWAY	0- 0	1- 0	4- 1				
0- 1	0- 0	0- 0	NEUTRAL	0- 0	0- 0	0- 1				
6- 7	0- 2	0- 0	CONFERENCE	2- 1	0- 2	4- 2				
4- 3	0- 1	0- 0	HOME	2- 0	0- 1	2- 1				
2- 4	0- 1	0- 0	AWAY	0- 1	0- 1	2- 1				
0- 0	0- 0	0- 0	NEUTRAL	0- 0	0- 0	0- 0				

RPI S Opponent Score	RPI S Opponent Score	RPI S Opponent Score	RPI S Opponent Score
9 A Princeton 45 66	47 A Rutgers 46 74	53 H Yale 66 57	108 A Columbia 64 89
9 H Princeton 46 60		64 A Penn 48 70	108 H Columbia 57 62
		64 H Penn 58 51	119 H California 56 53
			131 A Boston U. 66 39
			147 H Northeastern 44 46
			168 A Maine 69 40
			171 A Dartmouth 62 63
			171 H Dartmouth 64 49
			182 A Quinnipiac 77 68
			184 A Northern Ill. 59 53
			193 A La Salle 69 75
			194 A Cornell 73 58
			194 H Cornell 47 55
			198 A Fla. Atlantic 65 51
			211 A Brown 63 59
			211 H Brown 68 53
			212 H Rhode Island 61 58
			232 N Saint Joseph's 39 63
			281 H Siena 68 51
			344 H Hartford 53 44
LAST 10 Division I			
211 A Brown 63 59	108 A Columbia 64 89		
194 H Cornell 47 55	194 A Cornell 73 58		
108 H Columbia 57 62	211 H Brown 68 53		
64 A Penn 48 70	53 H Yale 66 57		
9 A Princeton 45 66	9 H Princeton 46 60		

Non-Div I Games:

Harvard

Loss, Non-Conf, S Site, H Home A Away N Neutral

Average RPI Win: <b>243</b>	WON-LOST	WINNING	LAST 10	STRENGTH OF	OPP. STRENGTH	TEAM	ADJ.	CONF.	ADJ CONF.
Average RPI Loss: <b>179</b>	RECORD	PCT. RANK	GAMES	SCHEDULE	OF SCHEDULE	RPI	RPI	RPI	RPI
DIV. I ONLY	13- 14	183	6-4	233	245	222	222	28	28
DIV. I NON-CONF.	5- 7	205	0	140	85	194	194	26	26
TOTALS	RPI 1-25	RPI 26-50	W-L RECORDS	RPI 51-100	RPI 101-150	RPI 150+			
13- 14	0- 2	1- 0	OVERALL	0- 1	1- 2	11- 9			
8- 6	0- 1	1- 0	HOME	0- 1	0- 1	7- 3			
5- 8	0- 1	0- 0	AWAY	0- 0	1- 1	4- 6			
0- 0	0- 0	0- 0	NEUTRAL	0- 0	0- 0	0- 0			
5- 7	0- 2	1- 0	NON-CONFERENCE	0- 1	1- 2	3- 2			
3- 4	0- 1	1- 0	HOME	0- 1	0- 1	2- 1			
2- 3	0- 1	0- 0	AWAY	0- 0	1- 1	1- 1			
0- 0	0- 0	0- 0	NEUTRAL	0- 0	0- 0	0- 0			
8- 7	0- 0	0- 0	CONFERENCE	0- 0	0- 0	8- 7			
5- 2	0- 0	0- 0	HOME	0- 0	0- 0	5- 2			
3- 5	0- 0	0- 0	AWAY	0- 0	0- 0	3- 5			
0- 0	0- 0	0- 0	NEUTRAL	0- 0	0- 0	0- 0			

RPI 1-25				RPI 26-50				RPI 51-100				RPI 101+ Team's RPI: 222			
RPI	S	Opponent	Score	RPI	S	Opponent	Score	RPI	S	Opponent	Score	RPI	S	Opponent	Score
18	A	Oregon St.	32 <b>64</b>	41	H	Texas	73 60	64	H	Penn	55 <b>70</b>	109	A	Idaho	52 <b>67</b>
22	H	NC State	59 <b>68</b>									138	A	Washington	62 50
												141	H	Texas Southern	57 <b>74</b>
												153	A	UC Davis	49 <b>62</b>
												153	H	UC Davis	48 <b>65</b>
												187	A	Pepperdine	52 51
												218	A	Cal St. Fullerton	64 <b>70</b>
												218	H	Cal St. Fullerton	79 72
												242	H	San Diego St.	61 58
												245	H	North Texas	60 <b>66</b>
												247	A	UC Santa Barbara	63 51
												247	H	UC Santa Barbara	56 <b>57</b>
												276	A	UC Irvine	71 <b>72</b>
												276	H	UC Irvine	94 70
												280	A	Long Beach St.	55 <b>62</b>
												280	H	Long Beach St.	68 44
												285	A	CSUN	54 <b>58</b>
												285	H	CSUN	70 66
												295	A	LMU (CA)	51 <b>65</b>
												308	A	UC Riverside	65 59
												308	H	UC Riverside	80 57
												310	A	Cal Poly	59 46
												316	H	UTSA	62 50
LAST 10 Division I															
247	H	UC Santa Barbara	56 <b>57</b>	247	A	UC Santa Barbara	63 51								
218	A	Cal St. Fullerton	64 <b>70</b>	310	A	Cal Poly	59 46								
276	A	UC Irvine	71 <b>72</b>	280	H	Long Beach St.	68 44								
153	H	UC Davis	48 <b>65</b>	276	H	UC Irvine	94 70								
285	H	CSUN	70 66	308	A	UC Riverside	65 59								

Non-Div I Games: Hope Int'l 86 49

Hawaii

■ Loss, 
 ■ Non-Conf, S Site, 
 ■ Home 
 ■ Away 
 N Neutral

Average RPI Win:	266	WON-LOST	WINNING	LAST 10	STRENGTH OF	OPP. STRENGTH	TEAM	ADJ.	CONF.	ADJ CONF.
Average RPI Loss:	165	RECORD	PCT. RANK	GAMES	SCHEDULE	OF SCHEDULE	RPI	RPI	RPI	RPI
DIV. I ONLY	15- 13	149	7-3	225	307	181	181	25	25	
DIV. I NON-CONF.	2- 7	288	0	159	246	268	268	28	28	
TOTALS	RPI 1-25	RPI 26-50	W-L RECORDS	RPI 51-100	RPI 101-150	RPI 150+				
15- 13	0- 1	0- 0	OVERALL	0- 1	2- 4	13- 7				
8- 4	0- 0	0- 0	HOME	0- 0	1- 2	7- 2				
7- 9	0- 1	0- 0	AWAY	0- 1	1- 2	6- 5				
0- 0	0- 0	0- 0	NEUTRAL	0- 0	0- 0	0- 0				
2- 7	0- 1	0- 0	NON-CONFERENCE	0- 1	0- 2	2- 3				
1- 2	0- 0	0- 0	HOME	0- 0	0- 1	1- 1				
1- 5	0- 1	0- 0	AWAY	0- 1	0- 1	1- 2				
0- 0	0- 0	0- 0	NEUTRAL	0- 0	0- 0	0- 0				
13- 6	0- 0	0- 0	CONFERENCE	0- 0	2- 2	11- 4				
7- 2	0- 0	0- 0	HOME	0- 0	1- 1	6- 1				
6- 4	0- 0	0- 0	AWAY	0- 0	1- 1	5- 3				
0- 0	0- 0	0- 0	NEUTRAL	0- 0	0- 0	0- 0				

RPI	S	Opponent	Score	RPI	S	Opponent	Score	RPI	S	Opponent	Score	RPI	S	Opponent	Score	Team's RPI: 181
25	A	Duke	57 93					94	A	Butler	52 74	129	A	Campbell	36 73	
												129	H	Campbell	66 68	
												133	A	UNC Greensboro	70 82	
												136	A	Hampton	81 77	
												136	H	Hampton	74 59	
												139	H	Davidson	63 73	
												157	A	Norfolk St.	58 72	
												178	A	Gardner-Webb	57 70	
												178	H	Gardner-Webb	46 62	
												185	A	Radford	64 63	
												185	H	Radford	68 58	
												201	A	American	48 56	
												258	A	UNC Asheville	60 76	
												263	H	Col. of Charleston	70 79	
												266	A	Winthrop	63 69	
												266	H	Winthrop	94 61	
												275	A	Longwood	76 69	
												275	H	Longwood	86 79	
												287	H	ETSU	80 62	
												292	A	N.C. Central	78 58	
												302	A	Presbyterian	79 71	
												302	H	Presbyterian	60 55	
												330	A	USC Upstate	81 45	
												330	H	USC Upstate	85 46	
												343	A	Charleston So.	84 70	
												343	H	Charleston So.	71 55	
LAST 10 Division I																
343	H	Charleston So.	71 55	129	H	Campbell	66 68									
275	H	Longwood	86 79	330	A	USC Upstate	81 45									
302	A	Presbyterian	79 71	136	H	Hampton	74 59									
185	A	Radford	64 63	266	H	Winthrop	94 61									
178	H	Gardner-Webb	46 62	178	A	Gardner-Webb	57 70									

Non-Div I Games:

High Point

■ Loss, 
 ■ Non-Conf, 
 ■ S Site, 
 ■ H Home 
 ■ A Away 
 N Neutral

# Hofstra

Through Games Of March 6, 2020

Average RPI Win: <b>234</b>	WON-LOST	WINNING	LAST 10	STRENGTH OF	OPP. STRENGTH	TEAM	ADJ.	CONF.	ADJ CONF.
Average RPI Loss: <b>177</b>	RECORD	PCT. RANK	GAMES	SCHEDULE	OF SCHEDULE	RPI	RPI	RPI	RPI
DIV. I ONLY	3- 25	336	0-10	160	265	327	327	14	14
DIV. I NON-CONF.	3- 8	268	0	198	351	302	302	13	13
TOTALS	RPI 1-25	RPI 26-50	W-L RECORDS	RPI 51-100	RPI 101-150	RPI 150+			
3- 25	0- 0	0- 4	OVERALL	0- 1	1- 3	2- 17			
2- 11	0- 0	0- 2	HOME	0- 1	1- 1	1- 7			
1- 12	0- 0	0- 2	AWAY	0- 0	0- 2	1- 8			
0- 2	0- 0	0- 0	NEUTRAL	0- 0	0- 0	0- 2			
3- 8	0- 0	0- 0	NON-CONFERENCE	0- 1	1- 0	2- 7			
2- 3	0- 0	0- 0	HOME	0- 1	1- 0	1- 2			
1- 3	0- 0	0- 0	AWAY	0- 0	0- 0	1- 3			
0- 2	0- 0	0- 0	NEUTRAL	0- 0	0- 0	0- 2			
0- 17	0- 0	0- 4	CONFERENCE	0- 0	0- 3	0- 10			
0- 8	0- 0	0- 2	HOME	0- 0	0- 1	0- 5			
0- 9	0- 0	0- 2	AWAY	0- 0	0- 2	0- 5			
0- 0	0- 0	0- 0	NEUTRAL	0- 0	0- 0	0- 0			

RPI S	Opponent	Score	RPI S	Opponent	Score	RPI S	Opponent	Score	RPI S	Opponent	Score	Team's RPI: 327
35	A James Madison	50 <b>92</b>	35	H James Madison	52 <b>89</b>	82	H Stony Brook	38 <b>81</b>	105	A William & Mary	42 <b>71</b>	
39	A Drexel	54 <b>74</b>	39	H Drexel	32 <b>45</b>				105	H William & Mary	53 <b>66</b>	
									129	H Campbell	58 <b>55</b>	
									147	A Northeastern	51 <b>74</b>	
									158	N Samford	45 <b>65</b>	
									177	A Elon	50 <b>67</b>	
									177	H Elon	56 <b>69</b>	
									180	A Delaware	59 <b>80</b>	
									180	H Delaware	67 <b>77</b>	
									186	A Towson	71 <b>84</b>	
									186	H Towson	54 <b>71</b>	
									190	H Cleveland St.	51 <b>61</b>	
									214	N Houston	44 <b>54</b>	
									230	H Morgan St.	51 <b>39</b>	
									231	A Fairfield	64 <b>73</b>	
									261	H Howard	64 <b>73</b>	
									263	A Col. of Charleston	63 <b>67</b>	
									263	H Col. of Charleston	60 <b>63</b>	
									265	A UNCW	43 <b>56</b>	
									265	H UNCW	59 <b>62</b>	
									299	A Sacred Heart	44 <b>71</b>	
									334	A LIU Brooklyn	46 <b>85</b>	
									344	A Hartford	43 <b>41</b>	
LAST 10 Division I												
265	A UNCW	43 <b>56</b>	177	A Elon	50 <b>67</b>							
263	A Col. of Charleston	63 <b>67</b>	180	H Delaware	67 <b>77</b>							
35	H James Madison	52 <b>89</b>	39	H Drexel	32 <b>45</b>							
186	H Towson	54 <b>71</b>	263	H Col. of Charleston	60 <b>63</b>							
105	A William & Mary	42 <b>71</b>	265	H UNCW	59 <b>62</b>							

Non-Div I Games:

Hofstra

Loss, Non-Conf, S Site, H Home A Away N Neutral

# Holy Cross

Through Games Of March 6, 2020

Average RPI Win: <b>222</b>	WON-LOST	WINNING	LAST 10	STRENGTH OF	OPP. STRENGTH	TEAM	ADJ.	CONF.	ADJ CONF.
Average RPI Loss: <b>142</b>	RECORD	PCT. RANK	GAMES	SCHEDULE	OF SCHEDULE	RPI	RPI	RPI	RPI
DIV. I ONLY	18- 11	101	6-4	211	187	128	128	16	16
DIV. I NON-CONF.	7- 4	100	0	251	271	116	116	15	15
TOTALS	RPI 1-25	RPI 26-50	W-L RECORDS	RPI 51-100	RPI 101-150	RPI 150+			
18- 11	0- 0	0- 2	OVERALL	1- 0	2- 6	15- 3			
10- 3	0- 0	0- 1	HOME	1- 0	1- 2	8- 0			
8- 8	0- 0	0- 1	AWAY	0- 0	1- 4	7- 3			
0- 0	0- 0	0- 0	NEUTRAL	0- 0	0- 0	0- 0			
7- 4	0- 0	0- 0	NON-CONFERENCE	1- 0	0- 2	6- 2			
4- 0	0- 0	0- 0	HOME	1- 0	0- 0	3- 0			
3- 4	0- 0	0- 0	AWAY	0- 0	0- 2	3- 2			
0- 0	0- 0	0- 0	NEUTRAL	0- 0	0- 0	0- 0			
11- 7	0- 0	0- 2	CONFERENCE	0- 0	2- 4	9- 1			
6- 3	0- 0	0- 1	HOME	0- 0	1- 2	5- 0			
5- 4	0- 0	0- 1	AWAY	0- 0	1- 2	4- 1			
0- 0	0- 0	0- 0	NEUTRAL	0- 0	0- 0	0- 0			

RPI S	Opponent	Score	RPI S	Opponent	Score	RPI S	Opponent	Score	RPI S	Opponent	Score	Team's RPI: 128
49	A Bucknell	45 63	49	H Bucknell	40 51	57	H Boston College	80 71	113	A Colgate	60 71	
									113	H Colgate	69 80	
									125	A Lehigh	74 57	
									125	H Lehigh	65 62	
									131	A Boston U.	70 76	
									131	H Boston U.	51 62	
									137	A North Florida	60 80	
									145	A Massachusetts	72 75	
									166	A Lafayette	57 49	
									166	H Lafayette	57 56	
									179	H Merrimack	68 42	
									201	A American	73 58	
									201	H American	72 59	
									204	A Illinois	75 78	
									211	A Brown	83 71	
									212	A Rhode Island	58 73	
									224	A Stetson	75 63	
									262	H New Hampshire	82 61	
									270	A Loyola Maryland	64 56	
									270	H Loyola Maryland	66 48	
									278	A Army West Point	48 61	
									278	H Army West Point	64 61	
									299	A Sacred Heart	65 52	
									319	A Navy	58 49	
									319	H Navy	57 43	
									323	H Bryant	87 75	
LAST 10 Division I												
270	H Loyola Maryland	66 48	166	A Lafayette	57 49							
201	A American	73 58	125	H Lehigh	65 62							
278	H Army West Point	64 61	131	H Boston U.	51 62							
113	H Colgate	69 80	113	A Colgate	60 71							
49	A Bucknell	45 63	319	H Navy	57 43							

Non-Div I Games:

Holy Cross

Loss, Non-Conf, S Site, H Home A Away N Neutral

Average RPI Win: <b>226</b>	WON-LOST	WINNING	LAST 10	STRENGTH OF	OPP. STRENGTH	TEAM	ADJ.	CONF.	ADJ CONF.
Average RPI Loss: <b>112</b>	RECORD	PCT. RANK	GAMES	SCHEDULE	OF SCHEDULE	RPI	RPI	RPI	RPI
DIV. I ONLY	<b>12- 19</b>	<b>244</b>	<b>2-8</b>	<b>125</b>	<b>91</b>	<b>214</b>	<b>214</b>	<b>9</b>	<b>9</b>
DIV. I NON-CONF.	<b>7- 7</b>	<b>164</b>	<b>0</b>	<b>188</b>	<b>147</b>	<b>188</b>	<b>188</b>	<b>9</b>	<b>9</b>
TOTALS	RPI 1-25	RPI 26-50	W-L RECORDS	RPI 51-100	RPI 101-150	RPI 150+			
12- 19	0- 3	0- 2	OVERALL	1- 6	0- 2	11- 6			
9- 5	0- 1	0- 2	HOME	1- 1	0- 1	8- 0			
1- 11	0- 2	0- 0	AWAY	0- 4	0- 1	1- 4			
2- 3	0- 0	0- 0	NEUTRAL	0- 1	0- 0	2- 2			
7- 7	0- 1	0- 1	NON-CONFERENCE	1- 3	0- 0	6- 2			
5- 1	0- 0	0- 1	HOME	1- 0	0- 0	4- 0			
0- 4	0- 1	0- 0	AWAY	0- 2	0- 0	0- 1			
2- 2	0- 0	0- 0	NEUTRAL	0- 1	0- 0	2- 1			
5- 12	0- 2	0- 1	CONFERENCE	0- 3	0- 2	5- 4			
4- 4	0- 1	0- 1	HOME	0- 1	0- 1	4- 0			
1- 7	0- 1	0- 0	AWAY	0- 2	0- 1	1- 3			
0- 1	0- 0	0- 0	NEUTRAL	0- 0	0- 0	0- 1			

RPI	S	Opponent	Score	RPI	S	Opponent	Score	RPI	S	Opponent	Score	RPI	S	Opponent	Score	Team's RPI: 214
6	A	UConn	51 <b>91</b>	33	H	FGCU	45 <b>57</b>	69	A	South Fla.	45 <b>74</b>	117	A	Temple	75 <b>76</b>	
6	H	UConn	40 <b>92</b>	34	H	UCF	49 <b>67</b>	76	A	Cincinnati	66 <b>85</b>	117	H	Temple	58 <b>61</b>	
17	A	Texas A&M	43 <b>72</b>					76	H	Cincinnati	65 <b>74</b>	160	H	Wichita St.	64 56	
								80	A	Fordham	54 <b>63</b>	160	N	Wichita St.	64 <b>72</b>	
								81	A	Georgia Tech	38 <b>69</b>	162	A	Tulane	66 60	
								83	H	Oklahoma	85 69	192	H	Memphis	75 65	
								99	N	Syracuse	62 <b>87</b>	203	H	Southern Miss.	75 60	
												215	N	San Francisco	57 <b>80</b>	
												226	A	SMU	47 <b>60</b>	
												226	H	SMU	55 53	
												228	A	New Mexico	71 <b>81</b>	
												237	A	East Carolina	50 <b>53</b>	
												237	H	East Carolina	72 63	
												250	H	Southeastern La.	78 65	
												255	A	Tulsa	64 <b>71</b>	
												267	H	Louisiana Tech	67 53	
												286	N	California Baptist	96 75	
												320	H	Houston Baptist	82 60	
												327	N	Hofstra	54 44	
LAST 10 Division I																
160	N	Wichita St.	64 <b>72</b>	117	A	Temple	75 <b>76</b>									
255	A	Tulsa	64 <b>71</b>	34	H	UCF	49 <b>67</b>									
6	H	UConn	40 <b>92</b>	237	A	East Carolina	50 <b>53</b>									
226	A	SMU	47 <b>60</b>	226	H	SMU	55 53									
76	H	Cincinnati	65 <b>74</b>	162	A	Tulane	66 60									

Non-Div I Games:

Houston

■ Loss, 
 ■ Non-Conf, 
 ■ S Site, 
 ■ H Home 
 ■ A Away 
 N Neutral



## Houston Baptist

Through Games Of March 6, 2020

Average RPI Win:	286	WON-LOST	WINNING	LAST 10	STRENGTH OF	OPP. STRENGTH	TEAM	ADJ.	CONF.	ADJ CONF.
Average RPI Loss:	189	RECORD	PCT. RANK	GAMES	SCHEDULE	OF SCHEDULE	RPI	RPI	RPI	RPI
DIV. I ONLY	6- 20	313	3-7	288	281	320	320	23	23	
DIV. I NON-CONF.	2- 5	259	0	168	243	204	204	24	24	
TOTALS	RPI 1-25	RPI 26-50	W-L RECORDS	RPI 51-100	RPI 101-150	RPI 150+				
6- 20	0- 1	0- 0	OVERALL	0- 4	0- 1	6- 14				
3- 8	0- 0	0- 0	HOME	0- 3	0- 0	3- 5				
3- 12	0- 1	0- 0	AWAY	0- 1	0- 1	3- 9				
0- 0	0- 0	0- 0	NEUTRAL	0- 0	0- 0	0- 0				
2- 5	0- 1	0- 0	NON-CONFERENCE	0- 0	0- 1	2- 3				
0- 1	0- 0	0- 0	HOME	0- 0	0- 0	0- 1				
2- 4	0- 1	0- 0	AWAY	0- 0	0- 1	2- 2				
0- 0	0- 0	0- 0	NEUTRAL	0- 0	0- 0	0- 0				
4- 15	0- 0	0- 0	CONFERENCE	0- 4	0- 0	4- 11				
3- 7	0- 0	0- 0	HOME	0- 3	0- 0	3- 4				
1- 8	0- 0	0- 0	AWAY	0- 1	0- 0	1- 7				
0- 0	0- 0	0- 0	NEUTRAL	0- 0	0- 0	0- 0				

RPI 1-25				RPI 26-50				RPI 51-100				RPI 101+ Team's RPI: 320			
RPI	S	Opponent	Score	RPI	S	Opponent	Score	RPI	S	Opponent	Score	RPI	S	Opponent	Score
4	A	Baylor	42 112					70	H	A&M-Corpus Christi	65 75	142	A	Texas Tech	51 59
								90	A	Abilene Christian	54 71	153	A	Sam Houston St.	60 75
								90	H	Abilene Christian	79 84	153	H	Sam Houston St.	69 97
								93	H	SFA	42 59	160	A	Wichita St.	42 59
												172	A	New Orleans	84 88
												175	H	Northern Ariz.	62 79
												210	A	Oral Roberts	74 73
												214	A	Houston	60 82
												233	A	Central Ark.	39 63
												250	H	Southeastern La.	59 69
												257	A	Nicholls St.	53 57
												257	H	Nicholls St.	78 84
												260	A	Lamar University	53 60
												260	H	Lamar University	72 59
												274	A	Incarnate Word	60 55
												274	H	Incarnate Word	66 49
												335	A	Northwestern St.	60 69
												335	H	Northwestern St.	46 54
												346	A	McNeese	72 88
												346	H	McNeese	56 54
												349	A	La.-Monroe	72 65
LAST 10 Division I															
274	H	Incarnate Word	66 49	260	H	Lamar University	72 59	90	A	Abilene Christian	54 71				
346	H	McNeese	56 54					335	H	Northwestern St.	46 54				
257	A	Nicholls St.	53 57					172	A	New Orleans	84 88				
153	A	Sam Houston St.	60 75					70	H	A&M-Corpus Christi	65 75				
90	H	Abilene Christian	79 84												

Non-Div I Games: LSU-Shreveport 67 44 Paul Quinn 63 34

Houston Baptist

Loss, Non-Conf, S Site, H Home A Away N Neutral

Average RPI Win:	306	WON-LOST	WINNING	LAST 10	STRENGTH OF	OPP. STRENGTH	TEAM	ADJ.	CONF.	ADJ CONF.
Average RPI Loss:	163	RECORD	PCT. RANK	GAMES	SCHEDULE	OF SCHEDULE	RPI	RPI	RPI	RPI
DIV. I ONLY	15- 14	166	4-6	346	295	261	261	29	29	
DIV. I NON-CONF.	8- 5	117	0	314	207	183	183	29	29	
TOTALS	RPI 1-25	RPI 26-50	W-L RECORDS	RPI 51-100	RPI 101-150	RPI 150+				
15- 14	0- 0	0- 1	OVERALL	0- 2	0- 3	15- 8				
7- 5	0- 0	0- 0	HOME	0- 0	0- 1	7- 4				
8- 7	0- 0	0- 0	AWAY	0- 2	0- 1	8- 4				
0- 2	0- 0	0- 1	NEUTRAL	0- 0	0- 1	0- 0				
8- 5	0- 0	0- 1	NON-CONFERENCE	0- 2	0- 1	8- 1				
3- 1	0- 0	0- 0	HOME	0- 0	0- 0	3- 1				
5- 2	0- 0	0- 0	AWAY	0- 2	0- 0	5- 0				
0- 2	0- 0	0- 1	NEUTRAL	0- 0	0- 1	0- 0				
7- 9	0- 0	0- 0	CONFERENCE	0- 0	0- 2	7- 7				
4- 4	0- 0	0- 0	HOME	0- 0	0- 1	4- 3				
3- 5	0- 0	0- 0	AWAY	0- 0	0- 1	3- 4				
0- 0	0- 0	0- 0	NEUTRAL	0- 0	0- 0	0- 0				

RPI S	Opponent	Score	RPI S	Opponent	Score	RPI S	Opponent	Score	RPI S	Opponent	Score	Team's RPI: 261
49 N	Bucknell	60 70	63 A	Tennessee	38 88	112 A	Bethune-Cookman	59 88	112 H	Bethune-Cookman	59 75	
			69 A	South Fla.	53 82	138 N	Washington	58 75	157 A	Norfolk St.	60 69	
						157 H	Norfolk St.	80 83	165 A	N.C. A&T	55 60	
						193 H	La Salle	62 78	230 A	Morgan St.	67 74	
						230 H	Morgan St.	52 68	237 A	East Carolina	67 51	
						249 A	George Mason	86 75	270 A	Loyola Maryland	75 69	
						277 H	Delaware St.	76 71	289 H	Niagara	91 42	
						292 A	N.C. Central	71 89	293 A	UMBC	72 61	
						303 H	Fairleigh Dickinson	64 56	317 A	UMES	79 58	
						317 H	UMES	70 71	322 H	Saint Peter's	92 80	
						327 A	Hofstra	73 64	336 A	Coppin St.	66 54	
						336 H	Coppin St.	64 52	339 A	Florida A&M	82 56	
						339 A	Florida A&M	82 56	339 H	Florida A&M	72 58	
						350 H	South Carolina St.	78 47				
LAST 10 Division I												
277 H	Delaware St.	76 71	112 A	Bethune-Cookman	59 88	336 A	Coppin St.	66 54	336 H	Coppin St.	64 52	
317 H	UMES	70 71	339 A	Florida A&M	82 56	339 A	Florida A&M	82 56	339 H	Florida A&M	72 58	
157 A	Norfolk St.	60 69	336 H	Coppin St.	64 52	339 A	Florida A&M	82 56	339 H	Florida A&M	72 58	
292 A	N.C. Central	71 89	230 H	Morgan St.	52 68	339 H	Florida A&M	72 58	339 H	Florida A&M	72 58	
165 A	N.C. A&T	55 60	336 A	Coppin St.	66 54	350 H	South Carolina St.	78 47				

Non-Div I Games:

Howard

■ Loss, 
 ■ Non-Conf, 
 ■ S Site, 
 ■ H Home 
 ■ A Away 
 N Neutral

I  
U  
P  
U  
I

I  
U  
P  
U  
I

IUPUI

Page 123

## Idaho

Through Games Of March 6, 2020

Average RPI Win:	230	WON-LOST	WINNING	LAST 10	STRENGTH OF	OPP. STRENGTH	TEAM	ADJ.	CONF.	ADJ CONF.
Average RPI Loss:	131	RECORD	PCT. RANK	GAMES	SCHEDULE	OF SCHEDULE	RPI	RPI	RPI	RPI
DIV. I ONLY	20- 9	65	7-3	239	186	109	109	18	18	
DIV. I NON-CONF.	5- 4	140	0	176	112	114	114	17	17	
TOTALS	RPI 1-25	RPI 26-50	W-L RECORDS	RPI 51-100	RPI 101-150	RPI 150+				
20- 9	0- 0	0- 1	OVERALL	1- 3	1- 0	18- 5				
10- 2	0- 0	0- 0	HOME	0- 1	0- 0	10- 1				
10- 5	0- 0	0- 0	AWAY	1- 2	1- 0	8- 3				
0- 2	0- 0	0- 1	NEUTRAL	0- 0	0- 0	0- 1				
5- 4	0- 0	0- 1	NON-CONFERENCE	0- 2	1- 0	4- 1				
2- 0	0- 0	0- 0	HOME	0- 0	0- 0	2- 0				
3- 2	0- 0	0- 0	AWAY	0- 2	1- 0	2- 0				
0- 2	0- 0	0- 1	NEUTRAL	0- 0	0- 0	0- 1				
15- 5	0- 0	0- 0	CONFERENCE	1- 1	0- 0	14- 4				
8- 2	0- 0	0- 0	HOME	0- 1	0- 0	8- 1				
7- 3	0- 0	0- 0	AWAY	1- 0	0- 0	6- 3				
0- 0	0- 0	0- 0	NEUTRAL	0- 0	0- 0	0- 0				

RPI S	Opponent	Score	RPI S	Opponent	Score	RPI S	Opponent	Score	RPI S	Opponent	Score	Team's RPI: 109
32 N	Old Dominion	55 67	58 A	Oklahoma St.	47 62	114 A	San Diego	65 32				
			62 A	Montana St.	69 68	152 A	Montana	60 69				
			62 H	Montana St.	56 62	152 H	Montana	52 51				
			69 A	South Fla.	64 67	173 A	Southern Utah	71 56				
						173 H	Southern Utah	70 57				
						175 A	Northern Ariz.	67 70				
						175 H	Northern Ariz.	70 71				
						176 A	Idaho St.	61 50				
						176 H	Idaho St.	62 56				
						196 A	Portland St.	53 74				
						196 H	Portland St.	65 52				
						215 A	San Francisco	66 60				
						222 H	Hawaii	67 52				
						225 A	Northern Colo.	57 46				
						225 H	Northern Colo.	70 65				
						260 N	Lamar University	44 47				
						291 H	Colorado St.	61 54				
						304 A	Sacramento St.	96 88				
						304 H	Sacramento St.	70 44				
						309 A	Seattle U	90 84				
						312 A	Eastern Wash.	75 46				
						312 H	Eastern Wash.	69 60				
						326 A	Weber St.	91 57				
						326 H	Weber St.	70 50				
LAST 10 Division I												
176 A	Idaho St.	61 50	175 A	Northern Ariz.	67 70							
326 A	Weber St.	91 57	196 H	Portland St.	65 52							
173 H	Southern Utah	70 57	312 A	Eastern Wash.	75 46							
225 H	Northern Colo.	70 65	152 A	Montana	60 69							
304 A	Sacramento St.	96 88	62 H	Montana St.	56 62							

Non-Div I Games:

Idaho

■ Loss, 
 ■ Non-Conf, 
 ■ S Site, 
 ■ Home 
 ■ A Away 
 N Neutral

Average RPI Win:	252	WON-LOST	WINNING	LAST 10	STRENGTH OF	OPP. STRENGTH	TEAM	ADJ.	CONF.	ADJ CONF.
Average RPI Loss:	131	RECORD	PCT. RANK	GAMES	SCHEDULE	OF SCHEDULE	RPI	RPI	RPI	RPI
DIV. I ONLY	15- 12	142	8-2	263	179	176	176	18	18	
DIV. I NON-CONF.	2- 5	259	0	256	70	264	264	17	17	
TOTALS	RPI 1-25	RPI 26-50	W-L RECORDS	RPI 51-100	RPI 101-150	RPI 150+				
15- 12	0- 1	0- 1	OVERALL	0- 3	0- 2	15- 5				
7- 5	0- 0	0- 0	HOME	0- 1	0- 1	7- 3				
8- 7	0- 1	0- 1	AWAY	0- 2	0- 1	8- 2				
0- 0	0- 0	0- 0	NEUTRAL	0- 0	0- 0	0- 0				
2- 5	0- 1	0- 1	NON-CONFERENCE	0- 1	0- 0	2- 2				
1- 1	0- 0	0- 0	HOME	0- 0	0- 0	1- 1				
1- 4	0- 1	0- 1	AWAY	0- 1	0- 0	1- 1				
0- 0	0- 0	0- 0	NEUTRAL	0- 0	0- 0	0- 0				
13- 7	0- 0	0- 0	CONFERENCE	0- 2	0- 2	13- 3				
6- 4	0- 0	0- 0	HOME	0- 1	0- 1	6- 2				
7- 3	0- 0	0- 0	AWAY	0- 1	0- 1	7- 1				
0- 0	0- 0	0- 0	NEUTRAL	0- 0	0- 0	0- 0				

RPI 1-25				RPI 26-50				RPI 51-100				RPI 101+ Team's RPI: 176			
RPI	S	Opponent	Score	RPI	S	Opponent	Score	RPI	S	Opponent	Score	RPI	S	Opponent	Score
25	A	Duke	66 85	38	A	Arizona St.	69 74	58	A	Oklahoma St.	52 70	109	A	Idaho	56 62
								62	A	Montana St.	59 67	109	H	Idaho	50 61
								62	H	Montana St.	55 74	152	A	Montana	67 53
												152	H	Montana	72 59
												173	A	Southern Utah	65 72
												173	H	Southern Utah	73 54
												175	A	Northern Ariz.	79 76
												175	H	Northern Ariz.	59 70
												196	A	Portland St.	68 63
												196	H	Portland St.	64 69
												225	A	Northern Colo.	71 55
												225	H	Northern Colo.	59 39
												279	A	Utah St.	61 69
												286	H	California Baptist	68 74
												290	A	Utah Valley	88 61
												304	A	Sacramento St.	75 51
												304	H	Sacramento St.	80 62
												309	H	Seattle U	73 48
												312	A	Eastern Wash.	67 47
												312	H	Eastern Wash.	77 49
												326	A	Weber St.	65 54
												326	H	Weber St.	55 41
LAST 10 Division I															
				109	H	Idaho	50 61					152	H	Montana	72 59
				312	H	Eastern Wash.	77 49					62	H	Montana St.	55 74
				196	A	Portland St.	68 63					304	A	Sacramento St.	75 51
				225	A	Northern Colo.	71 55					175	A	Northern Ariz.	79 76
				326	H	Weber St.	55 41					173	H	Southern Utah	73 54

Non-Div I Games: Arizona Christian 93 36 Montana Tech 83 57

Idaho St.

Average RPI Win:	235	WON-LOST	WINNING	LAST 10	STRENGTH OF	OPP. STRENGTH	TEAM	ADJ.	CONF.	ADJ CONF.
Average RPI Loss:	53	RECORD	PCT. RANK	GAMES	SCHEDULE	OF SCHEDULE	RPI	RPI	RPI	RPI
DIV. I ONLY	11- 19	258	1-9	86	53	204	204	2	2	
DIV. I NON-CONF.	9- 2	37	0	318	319	158	158	2	2	
TOTALS	RPI 1-25	RPI 26-50	W-L RECORDS	RPI 51-100	RPI 101-150	RPI 150+				
11- 19	0- 8	0- 5	OVERALL	1- 2	1- 4	9- 0				
9- 9	0- 4	0- 2	HOME	1- 1	1- 2	7- 0				
2- 9	0- 4	0- 3	AWAY	0- 1	0- 1	2- 0				
0- 1	0- 0	0- 0	NEUTRAL	0- 0	0- 1	0- 0				
9- 2	0- 0	0- 0	NON-CONFERENCE	0- 1	1- 1	8- 0				
8- 1	0- 0	0- 0	HOME	0- 1	1- 0	7- 0				
1- 1	0- 0	0- 0	AWAY	0- 0	0- 1	1- 0				
0- 0	0- 0	0- 0	NEUTRAL	0- 0	0- 0	0- 0				
2- 17	0- 8	0- 5	CONFERENCE	1- 1	0- 3	1- 0				
1- 8	0- 4	0- 2	HOME	1- 0	0- 2	0- 0				
1- 8	0- 4	0- 3	AWAY	0- 1	0- 0	1- 0				
0- 1	0- 0	0- 0	NEUTRAL	0- 0	0- 1	0- 0				

RPI	S	Opponent	Score	RPI	S	Opponent	Score	RPI	S	Opponent	Score	RPI	S	Opponent	Score	Team's RPI: 204
3	H	Maryland	60 79	28	A	Michigan	59 80	68	H	Illinois St.	58 74	102	H	Michigan St.	58 72	
11	A	Northwestern	58 75	44	A	Purdue	67 81	89	A	Nebraska	58 80	128	H	Holy Cross	78 75	
11	H	Northwestern	50 77	44	H	Purdue	58 70	92	H	Minnesota	74 71	146	H	Wisconsin	64 73	
14	A	Indiana	42 83	47	A	Rutgers	41 72					146	N	Wisconsin	55 71	
14	H	Indiana	54 59	47	H	Rutgers	51 75					149	A	North Carolina	60 85	
15	A	Iowa	72 108									169	H	Austin Peay	76 62	
19	A	Ohio St.	47 77									170	A	Missouri	58 51	
19	H	Ohio St.	58 78									179	H	Merrimack	75 72	
												216	A	Penn St.	70 66	
												302	H	Presbyterian	71 52	
												323	H	Bryant	69 55	
												328	H	Ark.-Pine Bluff	65 50	
												331	H	Evansville	59 44	
												348	H	Chicago St.	96 66	
LAST 10 Division I																
		146 N Wisconsin	55 71			44 H Purdue	58 70									
		11 A Northwestern	58 75			14 H Indiana	54 59									
		102 H Michigan St.	58 72			216 A Penn St.	70 66									
		89 A Nebraska	58 80			19 H Ohio St.	58 78									
		28 A Michigan	59 80			146 H Wisconsin	64 73									

Non-Div I Games:

Illinois

Average RPI Win:	172	WON-LOST	WINNING	LAST 10	STRENGTH OF	OPP. STRENGTH	TEAM	ADJ.	CONF.	ADJ CONF.
Average RPI Loss:	74	RECORD	PCT. RANK	GAMES	SCHEDULE	OF SCHEDULE	RPI	RPI	RPI	RPI
DIV. I ONLY	17- 10	96	6-4	69	105	68	68	8	8	
DIV. I NON-CONF.	7- 3	80	0	144	187	60	60	7	7	
TOTALS	RPI 1-25	RPI 26-50	W-L RECORDS	RPI 51-100	RPI 101-150	RPI 150+				
17- 10	1- 3	1- 3	OVERALL	2- 1	3- 1	10- 2				
11- 3	1- 1	1- 1	HOME	1- 0	1- 1	7- 0				
6- 7	0- 2	0- 2	AWAY	1- 1	2- 0	3- 2				
0- 0	0- 0	0- 0	NEUTRAL	0- 0	0- 0	0- 0				
7- 3	0- 0	1- 1	NON-CONFERENCE	0- 1	0- 0	6- 1				
5- 0	0- 0	1- 0	HOME	0- 0	0- 0	4- 0				
2- 3	0- 0	0- 1	AWAY	0- 1	0- 0	2- 1				
0- 0	0- 0	0- 0	NEUTRAL	0- 0	0- 0	0- 0				
10- 7	1- 3	0- 2	CONFERENCE	2- 0	3- 1	4- 1				
6- 3	1- 1	0- 1	HOME	1- 0	1- 1	3- 0				
4- 4	0- 2	0- 1	AWAY	1- 0	2- 0	1- 1				
0- 0	0- 0	0- 0	NEUTRAL	0- 0	0- 0	0- 0				

RPI S	Opponent	Score	RPI S	Opponent	Score	RPI S	Opponent	Score	RPI S	Opponent	Score
8	A Missouri St.	74 87	29	A Marquette	41 58	65	A UNI	69 61	101	A Southern Ill.	62 54
8	H Missouri St.	78 66	42	H UT Martin	70 47	65	H UNI	65 57	101	H Southern Ill.	66 56
24	A Drake	82 87	45	A Bradley	61 76	87	A Saint Louis	56 61	143	A Valparaiso	72 60
24	H Drake	67 69	45	H Bradley	62 66				143	H Valparaiso	70 78
									155	H Jackson St.	77 55
									161	A Loyola Chicago	64 69
									161	H Loyola Chicago	86 85
									169	A Austin Peay	72 77
									184	H Northern Ill.	69 66
									204	A Illinois	74 58
									206	H Western Ill.	78 65
									219	A North Dakota	66 58
									271	H Indiana St.	83 69
									331	A Evansville	68 51
									331	H Evansville	81 58
									338	H SIUE	74 53
LAST 10 Division I											
331	A Evansville	68 51	143	H Valparaiso	70 78						
101	H Southern Ill.	66 56	161	H Loyola Chicago	86 85						
8	H Missouri St.	78 66	45	H Bradley	62 66						
24	A Drake	82 87	8	A Missouri St.	74 87						
65	A UNI	69 61	101	A Southern Ill.	62 54						

Non-Div I Games: Truman 87 60

Illinois St.

Loss, Non-Conf, S Site, H Home A Away N Neutral

Average RPI Win:	248	WON-LOST	WINNING	LAST 10	STRENGTH OF	OPP. STRENGTH	TEAM	ADJ.	CONF.	ADJ CONF.
Average RPI Loss:	194	RECORD	PCT. RANK	GAMES	SCHEDULE	OF SCHEDULE	RPI	RPI	RPI	RPI
DIV. I ONLY	10- 14	224	6-4	321	261	274	274	23	23	
DIV. I NON-CONF.	0- 5	338	0	323	141	349	349	24	24	
TOTALS	RPI 1-25	RPI 26-50	W-L RECORDS	RPI 51-100	RPI 101-150	RPI 150+				
10- 14	0- 0	0- 0	OVERALL	2- 5	0- 0	8- 9				
5- 5	0- 0	0- 0	HOME	1- 1	0- 0	4- 4				
5- 9	0- 0	0- 0	AWAY	1- 4	0- 0	4- 5				
0- 0	0- 0	0- 0	NEUTRAL	0- 0	0- 0	0- 0				
0- 5	0- 0	0- 0	NON-CONFERENCE	0- 2	0- 0	0- 3				
0- 1	0- 0	0- 0	HOME	0- 0	0- 0	0- 1				
0- 4	0- 0	0- 0	AWAY	0- 2	0- 0	0- 2				
0- 0	0- 0	0- 0	NEUTRAL	0- 0	0- 0	0- 0				
10- 9	0- 0	0- 0	CONFERENCE	2- 3	0- 0	8- 6				
5- 4	0- 0	0- 0	HOME	1- 1	0- 0	4- 3				
5- 5	0- 0	0- 0	AWAY	1- 2	0- 0	4- 3				
0- 0	0- 0	0- 0	NEUTRAL	0- 0	0- 0	0- 0				

RPI S	Opponent	Score	RPI S	Opponent	Score	RPI S	Opponent	Score	RPI S	Opponent	Score	Team's RPI: 274
						70	A A&M-Corpus Christi	50 56	153	A Sam Houston St.	77 74	
						70	H A&M-Corpus Christi	38 64	172	A New Orleans	57 61	
						75	A Kansas St.	41 85	172	H New Orleans	55 67	
						88	A Ohio	41 78	233	H Central Ark.	37 47	
						90	A Abilene Christian	71 70	242	H San Diego St.	48 57	
						93	A SFA	45 67	250	A Southeastern La.	44 58	
						93	H SFA	60 52	257	H Nicholls St.	53 51	
									260	A Lamar University	67 48	
									260	H Lamar University	68 67	
									291	A Colorado St.	47 75	
									316	A UTSA	56 63	
									320	A Houston Baptist	49 66	
									320	H Houston Baptist	55 60	
									335	A Northwestern St.	69 67	
									335	H Northwestern St.	76 39	
									346	A McNeese	72 71	
									346	H McNeese	73 56	
LAST 10 Division I												
320	A Houston Baptist	49 66	172	A New Orleans	57 61							
70	A A&M-Corpus Christi	50 56	335	H Northwestern St.	76 39							
260	H Lamar University	68 67	250	A Southeastern La.	44 58							
93	H SFA	60 52	153	A Sam Houston St.	77 74							
346	A McNeese	72 71	90	A Abilene Christian	71 70							

Non-Div I Games: Schreiner 70 35 Tex. A&M Int'l 55 38 Paul Quinn 79 62 UNKNOWN 74 52 Incarnate Word



Average RPI Win:	119	WON-LOST	WINNING	LAST 10	STRENGTH OF	OPP. STRENGTH	TEAM	ADJ.	CONF.	ADJ CONF.
Average RPI Loss:	10	RECORD	PCT. RANK	GAMES	SCHEDULE	OF SCHEDULE	RPI	RPI	RPI	RPI
DIV. I ONLY	24- 7	31	8-2	7	13	14	14	2	2	
DIV. I NON-CONF.	10- 2	29	0	14	45	10	10	2	2	
TOTALS	RPI 1-25	RPI 26-50	W-L RECORDS	RPI 51-100	RPI 101-150	RPI 150+				
24- 7	1- 7	5- 0	OVERALL	5- 0	7- 0	6- 0				
11- 4	0- 4	1- 0	HOME	2- 0	4- 0	4- 0				
10- 2	0- 2	3- 0	AWAY	3- 0	2- 0	2- 0				
3- 1	1- 1	1- 0	NEUTRAL	0- 0	1- 0	0- 0				
10- 2	1- 2	0- 0	NON-CONFERENCE	1- 0	5- 0	3- 0				
5- 1	0- 1	0- 0	HOME	0- 0	2- 0	3- 0				
3- 0	0- 0	0- 0	AWAY	1- 0	2- 0	0- 0				
2- 1	1- 1	0- 0	NEUTRAL	0- 0	1- 0	0- 0				
14- 5	0- 5	5- 0	CONFERENCE	4- 0	2- 0	3- 0				
6- 3	0- 3	1- 0	HOME	2- 0	2- 0	1- 0				
7- 2	0- 2	3- 0	AWAY	2- 0	0- 0	2- 0				
1- 0	0- 0	1- 0	NEUTRAL	0- 0	0- 0	0- 0				

RPI	S	Opponent	Score	RPI	S	Opponent	Score	RPI	S	Opponent	Score	RPI	S	Opponent	Score
1	N	South Carolina	71 57	28	A	Michigan	78 60	89	A	Nebraska	57 53	102	H	Michigan St.	79 67
3	A	Maryland	62 76	44	A	Purdue	66 54	89	H	Nebraska	81 53	107	N	Washington St.	78 44
3	H	Maryland	69 79	44	H	Purdue	66 48	92	A	Minnesota	75 69	116	A	Miami (FL)	58 45
4	N	Baylor	62 77	47	A	Rutgers	66 56	92	H	Minnesota	65 52	135	A	Florida	73 49
11	H	Northwestern	69 71	47	N	Rutgers	78 60	94	A	Butler	64 53	137	H	North Florida	72 45
12	H	UCLA	58 68									146	H	Wisconsin	75 65
15	A	Iowa	85 91									150	H	Mt. St. Mary's	75 52
19	H	Ohio St.	76 80									155	H	Jackson St.	91 51
												204	A	Illinois	59 54
												204	H	Illinois	83 42
												216	A	Penn St.	76 60
												257	H	Nicholls St.	111 47
												259	H	Youngstown St.	93 56
LAST 10 Division I															
47	N	Rutgers	78 60	204	A	Illinois	59 54								
28	A	Michigan	78 60	89	A	Nebraska	57 53								
89	H	Nebraska	81 53	3	H	Maryland	69 79								
92	A	Minnesota	75 69	44	A	Purdue	66 54								
19	H	Ohio St.	76 80	146	H	Wisconsin	75 65								

Non-Div I Games:

Indiana

■ Loss, 
■ Non-Conf, S Site, 
■ Home 
■ Away 
N Neutral

## Indiana St.

Through Games Of March 6, 2020

Average RPI Win:	253	WON-LOST	WINNING	LAST 10	STRENGTH OF	OPP. STRENGTH	TEAM	ADJ.	CONF.	ADJ CONF.
Average RPI Loss:	115	RECORD	PCT. RANK	GAMES	SCHEDULE	OF SCHEDULE	RPI	RPI	RPI	RPI
DIV. I ONLY	5- 24	325	3-7	87	132	271	271	8	8	
DIV. I NON-CONF.	2- 10	313	0	200	291	297	297	7	7	
TOTALS	RPI 1-25	RPI 26-50	W-L RECORDS	RPI 51-100	RPI 101-150	RPI 150+				
5- 24	0- 4	0- 2	OVERALL	1- 5	0- 6	4- 7				
2- 10	0- 2	0- 1	HOME	1- 2	0- 2	1- 3				
3- 13	0- 2	0- 1	AWAY	0- 3	0- 4	3- 3				
0- 1	0- 0	0- 0	NEUTRAL	0- 0	0- 0	0- 1				
2- 10	0- 0	0- 0	NON-CONFERENCE	0- 3	0- 2	2- 5				
0- 4	0- 0	0- 0	HOME	0- 2	0- 0	0- 2				
2- 5	0- 0	0- 0	AWAY	0- 1	0- 2	2- 2				
0- 1	0- 0	0- 0	NEUTRAL	0- 0	0- 0	0- 1				
3- 14	0- 4	0- 2	CONFERENCE	1- 2	0- 4	2- 2				
2- 6	0- 2	0- 1	HOME	1- 0	0- 2	1- 1				
1- 8	0- 2	0- 1	AWAY	0- 2	0- 2	1- 1				
0- 0	0- 0	0- 0	NEUTRAL	0- 0	0- 0	0- 0				

RPI S	Opponent	Score	RPI S	Opponent	Score	RPI S	Opponent	Score	RPI S	Opponent	Score	Team's RPI: 271
8	A Missouri St.	58 82	45	A Bradley	75 91	65	A UNI	43 73	101	A Southern Ill.	42 60	
8	H Missouri St.	55 76	45	H Bradley	59 68	65	H UNI	65 63	101	H Southern Ill.	55 78	
24	A Drake	65 105				68	A Illinois St.	69 83	124	A Kansas	72 84	
24	H Drake	71 92				87	H Saint Louis	53 55	130	A Pacific	66 83	
						91	A Colorado	46 59	143	A Valparaiso	45 61	
						97	H Southeast Mo. St.	58 68	143	H Valparaiso	56 75	
									161	A Loyola Chicago	55 65	
									161	H Loyola Chicago	51 58	
									174	H Northern Ky.	68 70	
									199	A Eastern Ill.	59 57	
									206	A Western Ill.	72 83	
									235	A Murray St.	62 70	
									240	H Marshall	60 72	
									285	N CSUN	59 67	
									331	A Evansville	70 58	
									331	H Evansville	68 58	
									341	A UIC	61 40	
LAST 10 Division I												
45	H Bradley	59 68	65	H UNI	65 63							
331	A Evansville	70 58	143	A Valparaiso	45 61							
8	A Missouri St.	58 82	161	A Loyola Chicago	55 65							
101	A Southern Ill.	42 60	331	H Evansville	68 58							
24	H Drake	71 92	101	H Southern Ill.	55 78							

Non-Div I Games:

Indiana St.

Loss, Non-Conf, S Site, H Home A Away N Neutral

Average RPI Win: <b>283</b>	WON-LOST	WINNING	LAST 10	STRENGTH OF	OPP. STRENGTH	TEAM	ADJ.	CONF.	ADJ CONF.
Average RPI Loss: <b>147</b>	RECORD	PCT. RANK	GAMES	SCHEDULE	OF SCHEDULE	RPI	RPI	RPI	RPI
DIV. I ONLY	9- 19	277	5-5	132	268	239	239	24	24
DIV. I NON-CONF.	1- 8	322	0	31	186	219	219	25	25
TOTALS	RPI 1-25	RPI 26-50	W-L RECORDS	RPI 51-100	RPI 101-150	RPI 150+			
9- 19	0- 1	0- 0	OVERALL	0- 7	0- 3	9- 8			
3- 10	0- 0	0- 0	HOME	0- 3	0- 2	3- 5			
6- 7	0- 1	0- 0	AWAY	0- 4	0- 0	6- 2			
0- 2	0- 0	0- 0	NEUTRAL	0- 0	0- 1	0- 1			
1- 8	0- 1	0- 0	NON-CONFERENCE	0- 3	0- 3	1- 1			
0- 3	0- 0	0- 0	HOME	0- 1	0- 2	0- 0			
1- 3	0- 1	0- 0	AWAY	0- 2	0- 0	1- 0			
0- 2	0- 0	0- 0	NEUTRAL	0- 0	0- 1	0- 1			
8- 11	0- 0	0- 0	CONFERENCE	0- 4	0- 0	8- 7			
3- 7	0- 0	0- 0	HOME	0- 2	0- 0	3- 5			
5- 4	0- 0	0- 0	AWAY	0- 2	0- 0	5- 2			
0- 0	0- 0	0- 0	NEUTRAL	0- 0	0- 0	0- 0			

RPI	S	Opponent	Score	RPI	S	Opponent	Score	RPI	S	Opponent	Score	RPI	S	Opponent	Score	Team's RPI: 239
16	A	Central Mich.	50 <b>70</b>					53	A	Marist	47 <b>59</b>	127	H	Duquesne	74 <b>76</b>	
								53	H	Marist	56 <b>73</b>	138	N	Washington	34 <b>65</b>	
								64	A	Penn	42 <b>74</b>	145	H	Massachusetts	51 <b>65</b>	
								74	H	Seton Hall	37 <b>89</b>	182	A	Quinnipiac	75 71	
								82	A	Stony Brook	40 <b>59</b>	182	H	Quinnipiac	63 <b>67</b>	
								95	A	Rider	41 <b>53</b>	186	N	Towson	58 <b>75</b>	
								95	H	Rider	37 <b>81</b>	189	A	Manhattan	32 <b>54</b>	
												189	H	Manhattan	47 <b>59</b>	
												231	A	Fairfield	59 52	
												231	H	Fairfield	40 <b>52</b>	
												266	A	Winthrop	68 61	
												281	A	Siena	45 <b>57</b>	
												281	H	Siena	58 47	
												289	A	Niagara	70 58	
												289	H	Niagara	57 <b>63</b>	
												298	A	Monmouth	36 33	
												298	H	Monmouth	50 <b>56</b>	
												322	H	Saint Peter's	69 59	
												337	A	Canisius	60 57	
												337	H	Canisius	78 72	
LAST 10 Division I																
				53	A	Marist	47 <b>59</b>			281	H	Siena	58 47			
				189	H	Manhattan	47 <b>59</b>			231	A	Fairfield	59 52			
				281	A	Siena	45 <b>57</b>			298	H	Monmouth	50 <b>56</b>			
				337	H	Canisius	78 72			289	A	Niagara	70 58			
				95	A	Rider	41 <b>53</b>			337	A	Canisius	60 57			

Non-Div I Games:

Iona

■ Loss, 
 ■ Non-Conf, 
 ■ S Site, 
 ■ Home 
 ■ A Away 
 N Neutral

Average RPI Win:	113	WON-LOST	WINNING	LAST 10	STRENGTH OF	OPP. STRENGTH	TEAM	ADJ.	CONF.	ADJ CONF.
Average RPI Loss:	56	RECORD	PCT. RANK	GAMES	SCHEDULE	OF SCHEDULE	RPI	RPI	RPI	RPI
DIV. I ONLY	23- 7	33	6-4	26	10	15	15	2	2	
DIV. I NON-CONF.	9- 2	37	0	42	60	16	16	2	2	
TOTALS	RPI 1-25	RPI 26-50	W-L RECORDS	RPI 51-100	RPI 101-150	RPI 150+				
23- 7	6- 2	2- 2	OVERALL	4- 2	4- 1	7- 0				
15- 0	5- 0	0- 0	HOME	2- 0	3- 0	5- 0				
6- 5	1- 1	2- 2	AWAY	1- 2	1- 0	1- 0				
2- 2	0- 1	0- 0	NEUTRAL	1- 0	0- 1	1- 0				
9- 2	2- 0	1- 0	NON-CONFERENCE	1- 1	1- 1	4- 0				
6- 0	2- 0	0- 0	HOME	0- 0	1- 0	3- 0				
1- 1	0- 0	1- 0	AWAY	0- 1	0- 0	0- 0				
2- 1	0- 0	0- 0	NEUTRAL	1- 0	0- 1	1- 0				
14- 5	4- 2	1- 2	CONFERENCE	3- 1	3- 0	3- 0				
9- 0	3- 0	0- 0	HOME	2- 0	2- 0	2- 0				
5- 4	1- 1	1- 2	AWAY	1- 1	1- 0	1- 0				
0- 1	0- 1	0- 0	NEUTRAL	0- 0	0- 0	0- 0				

RPI	S	Opponent	Score	Team's RPI: 15
3	A	Maryland	59 93	
3	H	Maryland	66 61	
9	H	Princeton	77 75	
11	A	Northwestern	77 51	
14	H	Indiana	91 85	
19	H	Ohio St.	77 68	
19	N	Ohio St.	66 87	
24	H	Drake	79 67	

RPI	S	Opponent	Score
28	A	Michigan	63 78
44	A	Purdue	83 71
47	A	Rutgers	74 78
50	A	Iowa St.	75 69

RPI	S	Opponent	Score
65	A	UNI	66 88
76	N	Cincinnati	69 61
89	A	Nebraska	69 78
89	H	Nebraska	76 60
92	A	Minnesota	76 75
92	H	Minnesota	90 82

RPI	S	Opponent	Score
102	H	Michigan St.	74 57
138	N	Washington	63 70
140	H	North Ala.	86 81
146	A	Wisconsin	85 78
146	H	Wisconsin	97 71
186	N	Towson	100 72
198	H	Fla. Atlantic	85 53
204	H	Illinois	108 72
216	A	Penn St.	77 66
216	H	Penn St.	100 57
221	H	Clemson	74 60
292	H	N.C. Central	102 50

## LAST 10 Division I

19	N	Ohio St.	66 87	3	A	Maryland	59 93
47	A	Rutgers	74 78	44	A	Purdue	83 71
92	H	Minnesota	90 82	89	H	Nebraska	76 60
216	H	Penn St.	100 57	28	A	Michigan	63 78
146	H	Wisconsin	97 71	216	A	Penn St.	77 66

Non-Div I Games:

Iowa

■ Loss, 
 ■ Non-Conf, S Site, 
 ■ Home 
 ■ Away 
 N Neutral

Average RPI Win:	134	WON-LOST	WINNING	LAST 10	STRENGTH OF	OPP. STRENGTH	TEAM	ADJ.	CONF.	ADJ CONF.
Average RPI Loss:	50	RECORD	PCT. RANK	GAMES	SCHEDULE	OF SCHEDULE	RPI	RPI	RPI	RPI
DIV. I ONLY	17- 11	108	5-5	22	51	50	50	3	3	
DIV. I NON-CONF.	8- 3	68	0	66	223	66	66	3	3	
TOTALS	RPI 1-25	RPI 26-50	W-L RECORDS	RPI 51-100	RPI 101-150	RPI 150+				
17- 11	0- 5	1- 1	OVERALL	6- 4	5- 1	5- 0				
11- 5	0- 2	0- 1	HOME	4- 1	3- 1	4- 0				
6- 6	0- 3	1- 0	AWAY	2- 3	2- 0	1- 0				
0- 0	0- 0	0- 0	NEUTRAL	0- 0	0- 0	0- 0				
8- 3	0- 2	0- 0	NON-CONFERENCE	1- 1	2- 0	5- 0				
6- 2	0- 1	0- 0	HOME	0- 1	2- 0	4- 0				
2- 1	0- 1	0- 0	AWAY	1- 0	0- 0	1- 0				
0- 0	0- 0	0- 0	NEUTRAL	0- 0	0- 0	0- 0				
9- 8	0- 3	1- 1	CONFERENCE	5- 3	3- 1	0- 0				
5- 3	0- 1	0- 1	HOME	4- 0	1- 1	0- 0				
4- 5	0- 2	1- 0	AWAY	1- 3	2- 0	0- 0				
0- 0	0- 0	0- 0	NEUTRAL	0- 0	0- 0	0- 0				

RPI S	Opponent	Score	RPI S	Opponent	Score	Team's RPI: 50	RPI S	Opponent	Score	RPI S	Opponent	Score
4	A Baylor	62 83	41	A Texas	69 51		56	A West Virginia	71 79	124	A Kansas	61 42
15	H Iowa	69 75	41	H Texas	75 81		56	H West Virginia	61 58	124	H Kansas	89 67
21	A TCU	72 82					58	A Oklahoma St.	64 63	140	H North Ala.	80 72
21	H TCU	74 77					58	H Oklahoma St.	74 63	141	H Texas Southern	79 59
24	A Drake	81 86					65	H UNI	63 71	142	A Texas Tech	96 66
							67	A Alabama	75 66	142	H Texas Tech	74 77
							75	A Kansas St.	51 60	167	H Wright St.	79 71
							75	H Kansas St.	73 59	172	H New Orleans	71 53
							83	A Oklahoma	72 81	236	H Southern U.	69 36
							83	H Oklahoma	63 59	268	A North Dakota St.	86 58
										328	H Ark.-Pine Bluff	90 40
LAST 10 Division I												
124	A Kansas	61 42	41	A Texas	69 51							
56	H West Virginia	61 58	83	H Oklahoma	63 59							
75	A Kansas St.	51 60	58	H Oklahoma St.	74 63							
142	H Texas Tech	74 77	56	A West Virginia	71 79							
21	A TCU	72 82	4	A Baylor	62 83							

Non-Div I Games:

Iowa St.

■ Loss, 
 ■ Non-Conf, S Site, 
 ■ Home 
 ■ Away 
 N Neutral

Average RPI Win:	287	WON-LOST	WINNING	LAST 10	STRENGTH OF	OPP. STRENGTH	TEAM	ADJ.	CONF.	ADJ CONF.
Average RPI Loss:	134	RECORD	PCT. RANK	GAMES	SCHEDULE	OF SCHEDULE	RPI	RPI	RPI	RPI
DIV. I ONLY	18- 9	74	9-1	336	327	155	155	32	32	
DIV. I NON-CONF.	2- 8	295	0	113	56	226	226	31	31	
TOTALS	RPI 1-25	RPI 26-50	W-L RECORDS	RPI 51-100	RPI 101-150	RPI 150+				
18- 9	0- 2	0- 1	OVERALL	0- 1	2- 1	16- 4				
10- 1	0- 1	0- 0	HOME	0- 0	1- 0	9- 0				
8- 8	0- 1	0- 1	AWAY	0- 1	1- 1	7- 4				
0- 0	0- 0	0- 0	NEUTRAL	0- 0	0- 0	0- 0				
2- 8	0- 2	0- 1	NON-CONFERENCE	0- 1	0- 1	2- 3				
1- 1	0- 1	0- 0	HOME	0- 0	0- 0	1- 0				
1- 7	0- 1	0- 1	AWAY	0- 1	0- 1	1- 3				
0- 0	0- 0	0- 0	NEUTRAL	0- 0	0- 0	0- 0				
16- 1	0- 0	0- 0	CONFERENCE	0- 0	2- 0	14- 1				
9- 0	0- 0	0- 0	HOME	0- 0	1- 0	8- 0				
7- 1	0- 0	0- 0	AWAY	0- 0	1- 0	6- 1				
0- 0	0- 0	0- 0	NEUTRAL	0- 0	0- 0	0- 0				

RPI 1-25				RPI 26-50				RPI 51-100				RPI 101+ Team's RPI: 155			
RPI	S	Opponent	Score	RPI	S	Opponent	Score	RPI	S	Opponent	Score	RPI	S	Opponent	Score
13	H	Mississippi St.	53 92	45	A	Bradley	69 78	68	A	Illinois St.	55 77	116	A	Miami (FL)	68 83
14	A	Indiana	51 91									141	A	Texas Southern	72 61
												141	H	Texas Southern	81 79
												162	A	Tulane	46 82
												195	H	Louisiana	65 54
												233	A	Central Ark.	54 57
												236	A	Southern U.	72 51
												236	H	Southern U.	60 57
												250	A	Southeastern La.	59 63
												253	H	Alabama A&M	67 53
												301	A	Prairie View	52 62
												301	H	Prairie View	53 49
												318	A	Alabama St.	76 56
												318	H	Alabama St.	94 62
												324	A	Alcorn	83 67
												324	H	Alcorn	76 66
												328	A	Ark.-Pine Bluff	56 44
												328	H	Ark.-Pine Bluff	68 47
												335	A	Northwestern St.	66 49
												347	A	Grambling	82 59
												347	H	Grambling	61 46
												351	A	Mississippi Val.	90 61
												351	H	Mississippi Val.	103 53
LAST 10 Division I															
318	A	Alabama St.	76 56	141	A	Texas Southern	72 61								
328	H	Ark.-Pine Bluff	68 47	236	H	Southern U.	60 57								
351	H	Mississippi Val.	103 53	324	H	Alcorn	76 66								
347	A	Grambling	82 59	328	A	Ark.-Pine Bluff	56 44								
301	A	Prairie View	52 62	351	A	Mississippi Val.	90 61								

Non-Div I Games:

Jackson St.

■ Loss, 
 ■ Non-Conf, 
 ■ S Site, 
 ■ Home 
 ■ Away 
 N Neutral

# Jacksonville

Through Games Of March 6, 2020

Average RPI Win:	259	WON-LOST	WINNING	LAST 10	STRENGTH OF	OPP. STRENGTH	TEAM	ADJ.	CONF.	ADJ CONF.
Average RPI Loss:	92	RECORD	PCT. RANK	GAMES	SCHEDULE	OF SCHEDULE	RPI	RPI	RPI	RPI
DIV. I ONLY	16- 11	125	7-3	226	181	151	151	15	15	
DIV. I NON-CONF.	6- 5	151	0	259	275	190	190	14	14	
TOTALS	RPI 1-25	RPI 26-50	W-L RECORDS	RPI 51-100	RPI 101-150	RPI 150+				
16- 11	0- 0	0- 3	OVERALL	0- 2	2- 5	14- 1				
8- 5	0- 0	0- 1	HOME	0- 0	1- 3	7- 1				
8- 6	0- 0	0- 2	AWAY	0- 2	1- 2	7- 0				
0- 0	0- 0	0- 0	NEUTRAL	0- 0	0- 0	0- 0				
6- 5	0- 0	0- 1	NON-CONFERENCE	0- 2	0- 1	6- 1				
3- 2	0- 0	0- 0	HOME	0- 0	0- 1	3- 1				
3- 3	0- 0	0- 1	AWAY	0- 2	0- 0	3- 0				
0- 0	0- 0	0- 0	NEUTRAL	0- 0	0- 0	0- 0				
10- 6	0- 0	0- 2	CONFERENCE	0- 0	2- 4	8- 0				
5- 3	0- 0	0- 1	HOME	0- 0	1- 2	4- 0				
5- 3	0- 0	0- 1	AWAY	0- 0	1- 2	4- 0				
0- 0	0- 0	0- 0	NEUTRAL	0- 0	0- 0	0- 0				

RPI 1-25			RPI 26-50			RPI 51-100			RPI 101+			Team's RPI: 151
RPI	S	Opponent	Score	RPI	S	Opponent	Score	RPI	S	Opponent	Score	
33	A	FGCU	64 77	33	H	FGCU	68 81	69	A	South Fla.	39 70	103 A Liberty 76 85
33	H	FGCU						91	A	Colorado	44 66	103 H Liberty 59 65
37	A	Florida St.	41 75									112 H Bethune-Cookman 52 53
												137 A North Florida 69 60
												137 H North Florida 64 70
												140 A North Ala. 65 76
												140 H North Ala. 67 56
												157 H Norfolk St. 64 71
												223 A Kennesaw St. 93 83
												223 H Kennesaw St. 88 81
												224 A Stetson 71 57
												224 H Stetson 57 52
												244 A Jacksonville St. 55 40
												256 A Lipscomb 73 64
												256 H Lipscomb 76 53
												257 H Nicholls St. 72 55
												305 H FIU 77 52
												325 A Mercer 87 83
												329 A NJIT 66 54
												329 H NJIT 88 67
												330 H USC Upstate 87 43
												339 A Florida A&M 88 54
LAST 10 Division I												
33	A	FGCU	64 77	103	H	Liberty	59 65					
224	A	Stetson	71 57	329	A	NJIT	66 54					
256	H	Lipscomb	76 53	33	H	FGCU	68 81					
223	H	Kennesaw St.	88 81	140	H	North Ala.	67 56					
137	A	North Florida	69 60	256	A	Lipscomb	73 64					

Non-Div I Games: Thomas (GA) 94 36 Johnson (FL) 114 35

Jacksonville

Loss, Non-Conf, S Site, H Home A Away N Neutral

## Jacksonville St.

Through Games Of March 6, 2020

Average RPI Win:	248	WON-LOST	WINNING	LAST 10	STRENGTH OF	OPP. STRENGTH	TEAM	ADJ.	CONF.	ADJ CONF.
Average RPI Loss:	161	RECORD	PCT. RANK	GAMES	SCHEDULE	OF SCHEDULE	RPI	RPI	RPI	RPI
DIV. I ONLY	12- 16	214	5-5	242	243	244	244	20	20	
DIV. I NON-CONF.	2- 7	288	0	301	215	329	329	23	23	
TOTALS	RPI 1-25	RPI 26-50	W-L RECORDS	RPI 51-100	RPI 101-150	RPI 150+				
12- 16	0- 0	0- 3	OVERALL	2- 2	0- 2	10- 9				
8- 4	0- 0	0- 1	HOME	2- 0	0- 0	6- 3				
4- 9	0- 0	0- 2	AWAY	0- 2	0- 2	4- 3				
0- 3	0- 0	0- 0	NEUTRAL	0- 0	0- 0	0- 3				
2- 7	0- 0	0- 1	NON-CONFERENCE	0- 0	0- 2	2- 4				
2- 1	0- 0	0- 0	HOME	0- 0	0- 0	2- 1				
0- 4	0- 0	0- 1	AWAY	0- 0	0- 2	0- 1				
0- 2	0- 0	0- 0	NEUTRAL	0- 0	0- 0	0- 2				
10- 9	0- 0	0- 2	CONFERENCE	2- 2	0- 0	8- 5				
6- 3	0- 0	0- 1	HOME	2- 0	0- 0	4- 2				
4- 5	0- 0	0- 1	AWAY	0- 2	0- 0	4- 2				
0- 1	0- 0	0- 0	NEUTRAL	0- 0	0- 0	0- 1				

RPI S	Opponent	Score	RPI S	Opponent	Score	RPI S	Opponent	Score	RPI S	Opponent	Score	Team's RPI: 244
42	A UT Martin	72 86	42	H UT Martin	56 73	55	A Belmont	49 61	111	A Auburn	53 62	
43	A Troy	64 94				55	H Belmont	60 41	126	A Vanderbilt	66 88	
						97	A Southeast Mo. St.	52 79	151	H Jacksonville	40 55	
						97	H Southeast Mo. St.	72 51	169	H Austin Peay	57 63	
									174	N Northern Ky.	63 66	
									199	A Eastern Ill.	52 55	
									199	N Eastern Ill.	46 49	
									207	A Tennessee Tech	66 50	
									207	H Tennessee Tech	64 61	
									235	H Murray St.	68 51	
									256	H Lipscomb	65 63	
									282	A Morehead St.	48 67	
									282	H Morehead St.	55 69	
									284	N Oakland	55 61	
									288	A Eastern Ky.	43 33	
									288	H Eastern Ky.	68 54	
									318	A Alabama St.	63 68	
									333	A Tennessee St.	63 45	
									333	H Tennessee St.	70 48	
									338	A SIUE	53 44	
									339	H Florida A&M	72 67	
LAST 10 Division I												
199	N Eastern Ill.	46 49	55	A Belmont	49 61							
207	H Tennessee Tech	64 61	207	A Tennessee Tech	66 50							
333	A Tennessee St.	63 45	42	A UT Martin	72 86							
42	H UT Martin	56 73	97	A Southeast Mo. St.	52 79							
97	H Southeast Mo. St.	72 51	55	H Belmont	60 41							

Non-Div I Games: Clark Atlanta 75 46 Fort Valley St. 87 65

Jacksonville St.

Loss, Non-Conf, S Site, H Home A Away N Neutral



Average RPI Win: 183		WON-LOST	WINNING	LAST 10	STRENGTH OF	OPP. STRENGTH	TEAM	ADJ.	CONF.	ADJ CONF.
Average RPI Loss: 75		RECORD	PCT. RANK	GAMES	SCHEDULE	OF SCHEDULE	RPI	RPI	RPI	RPI
DIV. I ONLY		24- 4	16	9-1	171	96	35	35	14	14
DIV. I NON-CONF.		9- 2	37	0	85	19	31	31	13	13
TOTALS	RPI 1-25	RPI 26-50		W-L RECORDS		RPI 51-100	RPI 101-150	RPI 150+		
24- 4	0- 1	2- 1		OVERALL		2- 1	6- 0	14- 1		
14- 1	0- 1	1- 0		HOME		1- 0	4- 0	8- 0		
9- 3	0- 0	0- 1		AWAY		1- 1	2- 0	6- 1		
1- 0	0- 0	1- 0		NEUTRAL		0- 0	0- 0	0- 0		
9- 2	0- 1	1- 0		NON-CONFERENCE		2- 1	3- 0	3- 0		
5- 1	0- 1	0- 0		HOME		1- 0	2- 0	2- 0		
3- 1	0- 0	0- 0		AWAY		1- 1	1- 0	1- 0		
1- 0	0- 0	1- 0		NEUTRAL		0- 0	0- 0	0- 0		
15- 2	0- 0	1- 1		CONFERENCE		0- 0	3- 0	11- 1		
9- 0	0- 0	1- 0		HOME		0- 0	2- 0	6- 0		
6- 2	0- 0	0- 1		AWAY		0- 0	1- 0	5- 1		
0- 0	0- 0	0- 0		NEUTRAL		0- 0	0- 0	0- 0		

RPI 1-25					
RPI	S	Opponent	Score		
3	H	Maryland	68	70	
RPI 26-50					
RPI	S	Opponent	Score		
34	N	UCF	46	43	
39	A	Drexel	48	70	
39	H	Drexel	69	39	
Team's RPI: 35					
RPI 51-100					
RPI	S	Opponent	Score		
61	H	St. John's (NY)	76	73	
72	A	Virginia	49	55	
78	A	Villanova	56	52	
RPI 101+					
RPI	S	Opponent	Score		
103	H	Liberty	76	53	
105	H	William & Mary	84	70	
115	H	Robert Morris	59	32	
144	A	George Washington	69	50	
147	A	Northeastern	86	64	
147	H	Northeastern	67	54	
177	A	Elon	61	58	
177	H	Elon	61	48	
180	A	Delaware	60	39	
180	H	Delaware	69	64	
186	A	Towson	75	76	
186	H	Towson	81	39	
254	A	Georgetown	66	59	
263	A	Col. of Charleston	87	53	
263	H	Col. of Charleston	81	50	
265	A	UNCW	66	58	
265	H	UNCW	76	52	
275	H	Longwood	93	53	
277	H	Delaware St.	83	64	
327	A	Hofstra	89	52	
327	H	Hofstra	92	50	
LAST 10 Division I					
177	A	Elon	61	58	
180	H	Delaware	69	64	
39	H	Drexel	69	39	
327	A	Hofstra	89	52	
147	A	Northeastern	86	64	
265	H	UNCW	76	52	
263	H	Col. of Charleston	81	50	
186	H	Towson	81	39	
39	A	Drexel	48	70	
180	A	Delaware	60	39	

Non-Div I Games:

James Madison

Loss, Non-Conf, S Site, H Home A Away N Neutral

Kansas

Through Games Of March 6, 2020

Average RPI Win:	185	WON-LOST	WINNING	LAST 10	STRENGTH OF	OPP. STRENGTH	TEAM	ADJ.	CONF.	ADJ CONF.
Average RPI Loss:	51	RECORD	PCT. RANK	GAMES	SCHEDULE	OF SCHEDULE	RPI	RPI	RPI	RPI
DIV. I ONLY	15- 13	149	3-7	83	42	124	124	3	3	
DIV. I NON-CONF.	11- 0	1	0	310	230	57	57	3	3	
TOTALS	RPI 1-25	RPI 26-50	W-L RECORDS	RPI 51-100	RPI 101-150	RPI 150+				
15- 13	0- 4	1- 3	OVERALL	3- 5	2- 1	9- 0				
11- 6	0- 2	1- 1	HOME	1- 3	2- 0	7- 0				
3- 7	0- 2	0- 2	AWAY	2- 2	0- 1	1- 0				
1- 0	0- 0	0- 0	NEUTRAL	0- 0	0- 0	1- 0				
11- 0	0- 0	0- 0	NON-CONFERENCE	1- 0	1- 0	9- 0				
8- 0	0- 0	0- 0	HOME	0- 0	1- 0	7- 0				
2- 0	0- 0	0- 0	AWAY	1- 0	0- 0	1- 0				
1- 0	0- 0	0- 0	NEUTRAL	0- 0	0- 0	1- 0				
4- 13	0- 4	1- 3	CONFERENCE	2- 5	1- 1	0- 0				
3- 6	0- 2	1- 1	HOME	1- 3	1- 0	0- 0				
1- 7	0- 2	0- 2	AWAY	1- 2	0- 1	0- 0				
0- 0	0- 0	0- 0	NEUTRAL	0- 0	0- 0	0- 0				

RPI	S	Opponent	Score	RPI	S	Opponent	Score	RPI	S	Opponent	Score	RPI	S	Opponent	Score	Team's RPI: 124
4	A	Baylor	44 97	41	A	Texas	77 85	56	A	West Virginia	53 60	135	H	Florida	76 66	
4	H	Baylor	47 90	41	H	Texas	82 67	56	H	West Virginia	49 68	142	A	Texas Tech	72 89	
21	A	TCU	59 73	50	A	Iowa St.	67 89	58	A	Oklahoma St.	49 67	142	H	Texas Tech	67 50	
21	H	TCU	74 87	50	H	Iowa St.	42 61	58	H	Oklahoma St.	77 69	167	N	Wright St.	74 63	
								75	H	Kansas St.	61 69	198	A	Fla. Atlantic	90 60	
								83	A	Oklahoma	83 80	202	H	Saint Mary's (CA)	86 81	
								83	H	Oklahoma	82 94	213	H	UMass Lowell	79 44	
								87	A	Saint Louis	68 60	248	H	Texas St.	68 48	
												271	H	Indiana St.	84 72	
												272	H	Wofford	83 64	
												314	H	Omaha	63 48	
												341	H	UIC	91 50	
LAST 10 Division I																
50	H	Iowa St.	42 61	142	A	Texas Tech	72 89									
58	H	Oklahoma St.	77 69	21	H	TCU	74 87									
83	A	Oklahoma	83 80	4	A	Baylor	44 97									
56	A	West Virginia	53 60	83	H	Oklahoma	82 94									
41	H	Texas	82 67	75	H	Kansas St.	61 69									

Non-Div I Games:

Kansas

Loss, Non-Conf, S Site, H Home A Away N Neutral

Average RPI Win:	161	WON-LOST	WINNING	LAST 10	STRENGTH OF	OPP. STRENGTH	TEAM	ADJ.	CONF.	ADJ CONF.
Average RPI Loss:	52	RECORD	PCT. RANK	GAMES	SCHEDULE	OF SCHEDULE	RPI	RPI	RPI	RPI
DIV. I ONLY	15- 13	149	6-4	27	46	75	75	3	3	
DIV. I NON-CONF.	6- 5	151	0	164	215	175	175	3	3	
TOTALS	RPI 1-25	RPI 26-50	W-L RECORDS	RPI 51-100	RPI 101-150	RPI 150+				
15- 13	0- 5	2- 3	OVERALL	4- 3	3- 1	6- 1				
8- 6	0- 2	1- 1	HOME	1- 3	1- 0	5- 0				
7- 5	0- 3	1- 2	AWAY	3- 0	2- 0	1- 0				
0- 2	0- 0	0- 0	NEUTRAL	0- 0	0- 1	0- 1				
6- 5	0- 1	0- 1	NON-CONFERENCE	0- 1	0- 1	6- 1				
5- 1	0- 0	0- 0	HOME	0- 1	0- 0	5- 0				
1- 2	0- 1	0- 1	AWAY	0- 0	0- 0	1- 0				
0- 2	0- 0	0- 0	NEUTRAL	0- 0	0- 1	0- 1				
9- 8	0- 4	2- 2	CONFERENCE	4- 2	3- 0	0- 0				
3- 5	0- 2	1- 1	HOME	1- 2	1- 0	0- 0				
6- 3	0- 2	1- 1	AWAY	3- 0	2- 0	0- 0				
0- 0	0- 0	0- 0	NEUTRAL	0- 0	0- 0	0- 0				

RPI 1-25				RPI 26-50				RPI 51-100				RPI 101+			
RPI	S	Opponent	Score	RPI	S	Opponent	Score	RPI	S	Opponent	Score	RPI	S	Opponent	Score
2	A	Oregon	51 89	31	A	Arkansas	72 81	56	A	West Virginia	56 55	102	N	Michigan St.	60 65
4	A	Baylor	58 83	41	A	Texas	60 54	56	H	West Virginia	63 74	124	A	Kansas	69 61
4	H	Baylor	40 54	41	H	Texas	63 71	58	A	Oklahoma St.	62 52	142	A	Texas Tech	76 72
21	A	TCU	61 65	50	A	Iowa St.	59 73	58	H	Oklahoma St.	63 70	142	H	Texas Tech	84 70
21	H	TCU	52 54	50	H	Iowa St.	60 51	83	A	Oklahoma	87 85	192	N	Memphis	68 72
								83	H	Oklahoma	92 74	205	A	UMKC	74 67
								100	H	UT Arlington	53 57	210	H	Oral Roberts	109 69
												274	H	Incarnate Word	85 41
												297	H	UTRGV	79 66
												314	H	Omaha	73 48
												341	H	UIC	84 40
LAST 10 Division I															
58	A	Oklahoma St.	62 52	83	A	Oklahoma	87 85								
4	A	Baylor	58 83	56	A	West Virginia	56 55								
50	H	Iowa St.	60 51	4	H	Baylor	40 54								
41	A	Texas	60 54	142	H	Texas Tech	84 70								
21	H	TCU	52 54	21	A	TCU	61 65								

Non-Div I Games:

Kansas St.

■ Loss, 
■ Non-Conf, 
■ S Site, 
■ H Home 
■ A Away 
N Neutral

# Kennesaw St.

Through Games Of March 6, 2020

Average RPI Win:	261	WON-LOST	WINNING	LAST 10	STRENGTH OF	OPP. STRENGTH	TEAM	ADJ.	CONF.	ADJ CONF.
Average RPI Loss:	129	RECORD	PCT. RANK	GAMES	SCHEDULE	OF SCHEDULE	RPI	RPI	RPI	RPI
DIV. I ONLY	11- 15	220	4-6	221	178	223	223	15	15	
DIV. I NON-CONF.	5- 5	164	0	261	267	187	187	14	14	
TOTALS	RPI 1-25	RPI 26-50	W-L RECORDS	RPI 51-100	RPI 101-150	RPI 150+				
11- 15	0- 0	0- 2	OVERALL	0- 2	1- 7	10- 4				
5- 6	0- 0	0- 1	HOME	0- 1	1- 2	4- 2				
5- 9	0- 0	0- 1	AWAY	0- 1	0- 5	5- 2				
1- 0	0- 0	0- 0	NEUTRAL	0- 0	0- 0	1- 0				
5- 5	0- 0	0- 0	NON-CONFERENCE	0- 2	0- 2	5- 1				
2- 1	0- 0	0- 0	HOME	0- 1	0- 0	2- 0				
2- 4	0- 0	0- 0	AWAY	0- 1	0- 2	2- 1				
1- 0	0- 0	0- 0	NEUTRAL	0- 0	0- 0	1- 0				
6- 10	0- 0	0- 2	CONFERENCE	0- 0	1- 5	5- 3				
3- 5	0- 0	0- 1	HOME	0- 0	1- 2	2- 2				
3- 5	0- 0	0- 1	AWAY	0- 0	0- 3	3- 1				
0- 0	0- 0	0- 0	NEUTRAL	0- 0	0- 0	0- 0				

RPI S	Opponent	Score	RPI S	Opponent	Score	RPI S	Opponent	Score	RPI S	Opponent	Score
33	A FGCU	63 80	33	H FGCU	64 89	60	A Georgia	65 80	103	A Liberty	66 76
33	H FGCU	64 89				81	H Georgia Tech	47 63	103	H Liberty	70 76
									127	A Duquesne	72 75
									129	A Campbell	51 63
									137	A North Florida	33 57
									137	H North Florida	55 64
									140	A North Ala.	54 71
									140	H North Ala.	59 56
									151	A Jacksonville	81 88
									151	H Jacksonville	83 93
									158	H Samford	60 55
									224	A Stetson	70 67
									224	H Stetson	61 67
									256	A Lipscomb	74 66
									256	H Lipscomb	88 60
									265	A UNCW	58 56
									293	N UMBC	59 44
									300	A Ga. Southern	95 69
									319	A Navy	62 82
									325	H Mercer	92 64
									329	A NJIT	77 64
									329	H NJIT	85 62
LAST 10 Division I											
103	H Liberty	70 76	224	A Stetson	70 67						
329	H NJIT	85 62	256	H Lipscomb	88 60						
140	A North Ala.	54 71	103	A Liberty	66 76						
151	A Jacksonville	81 88	137	A North Florida	33 57						
33	H FGCU	64 89	140	H North Ala.	59 56						

Non-Div I Games: Middle Ga. St. 88 49 Shorter 94 55

Kennesaw St.

Loss, Non-Conf, S Site, H Home A Away N Neutral

Average RPI Win:	195	WON-LOST	WINNING	LAST 10	STRENGTH OF	OPP. STRENGTH	TEAM	ADJ.	CONF.	ADJ CONF.
Average RPI Loss:	77	RECORD	PCT. RANK	GAMES	SCHEDULE	OF SCHEDULE	RPI	RPI	RPI	RPI
DIV. I ONLY	17- 10	96	7-3	122	104	98	98	10	10	
DIV. I NON-CONF.	6- 4	123	0	133	95	108	108	10	10	
TOTALS	RPI 1-25	RPI 26-50	W-L RECORDS	RPI 51-100	RPI 101-150	RPI 150+				
17- 10	0- 2	0- 3	OVERALL	2- 2	3- 1	12- 2				
9- 3	0- 1	0- 0	HOME	2- 0	2- 1	5- 1				
6- 5	0- 1	0- 1	AWAY	0- 2	1- 0	5- 1				
2- 2	0- 0	0- 2	NEUTRAL	0- 0	0- 0	2- 0				
6- 4	0- 1	0- 3	NON-CONFERENCE	0- 0	2- 0	4- 0				
2- 1	0- 1	0- 0	HOME	0- 0	1- 0	1- 0				
2- 1	0- 0	0- 1	AWAY	0- 0	1- 0	1- 0				
2- 2	0- 0	0- 2	NEUTRAL	0- 0	0- 0	2- 0				
11- 6	0- 1	0- 0	CONFERENCE	2- 2	1- 1	8- 2				
7- 2	0- 0	0- 0	HOME	2- 0	1- 1	4- 1				
4- 4	0- 1	0- 0	AWAY	0- 2	0- 0	4- 1				
0- 0	0- 0	0- 0	NEUTRAL	0- 0	0- 0	0- 0				

RPI 1-25				RPI 26-50				RPI 51-100				Team's RPI: 98	RPI 101+			
RPI	S	Opponent	Score	RPI	S	Opponent	Score	RPI	S	Opponent	Score		RPI	S	Opponent	Score
16	A	Central Mich.	58 71	28	N	Michigan	53 88	71	A	Ball St.	62 66		115	H	Robert Morris	82 81
19	H	Ohio St.	65 75	43	N	Troy	64 71	71	H	Ball St.	69 68		121	H	Buffalo	44 57
				44	A	Purdue	64 77	88	A	Ohio	57 63		127	A	Duquesne	77 75
								88	H	Ohio	81 77		134	H	Western Mich.	75 63
													156	A	Akron	60 55
													156	H	Akron	68 50
													159	A	Toledo	60 69
													159	H	Toledo	87 68
													183	H	Eastern Mich.	69 74
													184	A	Northern Ill.	79 71
													227	A	Miami (OH)	78 75
													227	H	Miami (OH)	80 75
													241	A	Bowling Green	96 86
													241	H	Bowling Green	61 47
													259	A	Youngstown St.	82 73
													294	H	St. Bonaventure	81 58
													300	N	Ga. Southern	62 48
													340	N	Purdue Fort Wayne	75 67
LAST 10 Division I																
				88	H	Ohio	81 77	159	H	Toledo	87 68					
				241	A	Bowling Green	96 86	156	A	Akron	60 55					
				156	H	Akron	68 50	88	A	Ohio	57 63					
				227	H	Miami (OH)	80 75	241	H	Bowling Green	61 47					
				16	A	Central Mich.	58 71	159	A	Toledo	60 69					

Non-Div I Games: Hiram 92 36

Kent St.

■ Loss, 
 ■ Non-Conf, 
 ■ S Site, 
 ■ Home 
 ■ A Away 
 N Neutral

## Kentucky

Through Games Of March 6, 2020

Average RPI Win:	134	WON-LOST	WINNING	LAST 10	STRENGTH OF	OPP. STRENGTH	TEAM	ADJ.	CONF.	ADJ CONF.
Average RPI Loss:	48	RECORD	PCT. RANK	GAMES	SCHEDULE	OF SCHEDULE	RPI	RPI	RPI	RPI
DIV. I ONLY	22- 7	37	6-4	33	39	23	23	4	4	
DIV. I NON-CONF.	11- 1	13	0	148	84	40	40	5	5	
TOTALS	RPI 1-25	RPI 26-50	W-L RECORDS	RPI 51-100	RPI 101-150	RPI 150+				
22- 7	2- 3	0- 2	OVERALL	8- 0	4- 2	8- 0				
14- 3	2- 2	0- 0	HOME	4- 0	2- 1	6- 0				
7- 4	0- 1	0- 2	AWAY	3- 0	2- 1	2- 0				
1- 0	0- 0	0- 0	NEUTRAL	1- 0	0- 0	0- 0				
11- 1	0- 1	0- 0	NON-CONFERENCE	3- 0	2- 0	6- 0				
8- 1	0- 1	0- 0	HOME	1- 0	1- 0	6- 0				
3- 0	0- 0	0- 0	AWAY	2- 0	1- 0	0- 0				
0- 0	0- 0	0- 0	NEUTRAL	0- 0	0- 0	0- 0				
11- 6	2- 2	0- 2	CONFERENCE	5- 0	2- 2	2- 0				
6- 2	2- 1	0- 0	HOME	3- 0	1- 1	0- 0				
4- 4	0- 1	0- 2	AWAY	1- 0	1- 1	2- 0				
1- 0	0- 0	0- 0	NEUTRAL	1- 0	0- 0	0- 0				

RPI	S	Opponent	Score	RPI	S	Opponent	Score	RPI	S	Opponent	Score	RPI	S	Opponent	Score
1	A	South Carolina	72 99	31	A	Arkansas	85 103	51	A	Middle Tenn.	67 52	111	H	Auburn	68 61
1	H	South Carolina	58 67	36	A	LSU	59 65	52	H	Charlotte	86 39	119	A	California	63 61
5	H	Louisville	66 67					60	H	Georgia	88 77	126	A	Vanderbilt	64 70
13	H	Mississippi St.	73 62					63	H	Tennessee	80 76	135	A	Florida	65 45
17	H	Texas A&M	76 54					63	N	Tennessee	86 65	135	H	Florida	62 70
								67	A	Alabama	81 71	150	H	Mt. St. Mary's	67 44
								67	H	Alabama	66 62	158	H	Samford	79 49
								72	A	Virginia	50 47	169	H	Austin Peay	81 52
												170	A	Missouri	62 47
												224	H	Stetson	67 48
												266	H	Winthrop	91 36
												282	H	Morehead St.	79 54
												296	A	Ole Miss	94 52
												347	H	Grambling	81 35
LAST 10 Division I															
63	N	Tennessee	86 65	13	H	Mississippi St.	73 62								
126	A	Vanderbilt	64 70	31	A	Arkansas	85 103								
60	H	Georgia	88 77	67	H	Alabama	66 62								
1	H	South Carolina	58 67	135	H	Florida	62 70								
296	A	Ole Miss	94 52	170	A	Missouri	62 47								

Non-Div I Games:

Kentucky

■ Loss, 
 ■ Non-Conf, S Site, 
 ■ Home 
 ■ Away 
 N Neutral

Average RPI Win:	287	WON-LOST	WINNING	LAST 10	STRENGTH OF	OPP. STRENGTH	TEAM	ADJ.	CONF.	ADJ CONF.
Average RPI Loss:	243	RECORD	PCT. RANK	GAMES	SCHEDULE	OF SCHEDULE	RPI	RPI	RPI	RPI
DIV. I ONLY	8- 21	298	4-6	337	348	334	334	30	30	
DIV. I NON-CONF.	1- 10	329	0	272	348	342	342	30	30	
TOTALS	RPI 1-25	RPI 26-50	W-L RECORDS	RPI 51-100	RPI 101-150	RPI 150+				
8- 21	0- 0	0- 0	OVERALL	0- 1	0- 3	8- 17				
6- 10	0- 0	0- 0	HOME	0- 1	0- 2	6- 7				
2- 11	0- 0	0- 0	AWAY	0- 0	0- 1	2- 10				
0- 0	0- 0	0- 0	NEUTRAL	0- 0	0- 0	0- 0				
1- 10	0- 0	0- 0	NON-CONFERENCE	0- 1	0- 0	1- 9				
1- 6	0- 0	0- 0	HOME	0- 1	0- 0	1- 5				
0- 4	0- 0	0- 0	AWAY	0- 0	0- 0	0- 4				
0- 0	0- 0	0- 0	NEUTRAL	0- 0	0- 0	0- 0				
7- 11	0- 0	0- 0	CONFERENCE	0- 0	0- 3	7- 8				
5- 4	0- 0	0- 0	HOME	0- 0	0- 2	5- 2				
2- 7	0- 0	0- 0	AWAY	0- 0	0- 1	2- 6				
0- 0	0- 0	0- 0	NEUTRAL	0- 0	0- 0	0- 0				

RPI 1-25			RPI 26-50			RPI 51-100			RPI 101+			Team's RPI: 334
RPI	S	Opponent	Score	RPI	S	Opponent	Score	RPI	S	Opponent	Score	
						82 H Stony Brook	49 80			115 H Robert Morris	59 70	
										150 A Mt. St. Mary's	57 75	
										150 H Mt. St. Mary's	57 77	
										166 A Lafayette	60 65	
										179 A Merrimack	68 60	
										179 H Merrimack	63 66	
										190 H Cleveland St.	49 79	
										212 A Rhode Island	56 79	
										213 A UMass Lowell	56 65	
										231 H Fairfield	51 53	
										269 A Saint Francis (PA)	71 64	
										269 H Saint Francis (PA)	71 53	
										278 A Army West Point	60 67	
										292 H N.C. Central	59 61	
										299 A Sacred Heart	55 64	
										299 H Sacred Heart	66 63	
										303 A Fairleigh Dickinson	50 64	
										303 H Fairleigh Dickinson	68 63	
										306 A Wagner	61 63	
										306 H Wagner	66 52	
										307 H Vermont	62 73	
										321 A St. Francis Brooklyn	63 88	
										321 H St. Francis Brooklyn	54 71	
										322 H Saint Peter's	74 89	
										323 A Bryant	53 57	
										327 H Hofstra	85 46	
LAST 10 Division I												
						299 A Sacred Heart	55 64			299 H Sacred Heart	66 63	
						345 A Central Conn. St.	57 71			321 H St. Francis Brooklyn	54 71	
						306 H Wagner	66 52			150 H Mt. St. Mary's	57 77	
						269 A Saint Francis (PA)	71 64			179 H Merrimack	63 66	
						303 A Fairleigh Dickinson	50 64			179 A Merrimack	68 60	

Non-Div I Games:

LIU Brooklyn

■ Loss, 
 ■ Non-Conf, 
 ■ S Site, 
 ■ H Home 
 ■ A Away 
 N Neutral

L  
I  
U  
B  
r  
o  
o  
k  
l  
y  
n

LIU Brooklyn  
RPI S Opponent Score

Through Games Of March 6, 2020

RPI	S	Opponent	Score	
345	A	Central Conn. St.	57	71
345	H	Central Conn. St.	63	61

L  
I  
U  
B  
r  
o  
o  
k  
l  
y  
n

LIU Brooklyn



## LMU (CA)

## Through Games Of March 6, 2020

Average RPI Win:	221	WON-LOST	WINNING	LAST 10	STRENGTH OF	OPP. STRENGTH	TEAM	ADJ.	CONF.	ADJ CONF.
Average RPI Loss:	150	RECORD	PCT. RANK	GAMES	SCHEDULE	OF SCHEDULE	RPI	RPI	RPI	RPI
DIV. I ONLY	6- 25	320	0-10	154	140	295	295	11	11	
DIV. I NON-CONF.	3- 9	279	0	219	256	288	288	11	11	
TOTALS	RPI 1-25	RPI 26-50	W-L RECORDS	RPI 51-100	RPI 101-150	RPI 150+				
6- 25	0- 3	0- 0	OVERALL	0- 4	0- 6	6- 12				
3- 11	0- 1	0- 0	HOME	0- 2	0- 3	3- 5				
3- 11	0- 2	0- 0	AWAY	0- 1	0- 3	3- 5				
0- 3	0- 0	0- 0	NEUTRAL	0- 1	0- 0	0- 2				
3- 9	0- 1	0- 0	NON-CONFERENCE	0- 2	0- 0	3- 6				
1- 4	0- 0	0- 0	HOME	0- 1	0- 0	1- 3				
2- 3	0- 1	0- 0	AWAY	0- 0	0- 0	2- 2				
0- 2	0- 0	0- 0	NEUTRAL	0- 1	0- 0	0- 1				
3- 16	0- 2	0- 0	CONFERENCE	0- 2	0- 6	3- 6				
2- 7	0- 1	0- 0	HOME	0- 1	0- 3	2- 2				
1- 8	0- 1	0- 0	AWAY	0- 1	0- 3	1- 3				
0- 1	0- 0	0- 0	NEUTRAL	0- 0	0- 0	0- 1				

RPI S	Opponent	Score	RPI S	Opponent	Score	RPI S	Opponent	Score	RPI S	Opponent	Score	Team's RPI: 295
10	A Gonzaga	52 78				53	H Yale	65 81	114	A San Diego	50 54	
10	H Gonzaga	47 75				71	N Ball St.	72 77	114	H San Diego	59 67	
12	A UCLA	52 74				85	A BYU	42 57	130	A Pacific	67 76	
						85	H BYU	44 59	130	H Pacific	70 87	
									132	A Portland	49 74	
									132	H Portland	78 89	
									187	A Pepperdine	84 77	
									187	H Pepperdine	66 77	
									188	N Providence	45 48	
									191	A Santa Clara	60 76	
									191	H Santa Clara	75 59	
									202	A Saint Mary's (CA)	70 86	
									202	H Saint Mary's (CA)	61 70	
									202	N Saint Mary's (CA)	63 72	
									215	A San Francisco	68 70	
									215	H San Francisco	76 69	
									218	H Cal St. Fullerton	74 79	
									222	H Hawaii	65 51	
									228	A New Mexico	73 72	
									254	H Georgetown	53 64	
									255	A Tulsa	56 75	
									276	A UC Irvine	65 80	
									280	A Long Beach St.	70 57	
									285	H CSUN	54 56	
LAST 10 Division I												
202	N Saint Mary's (CA)	63 72	187	H Pepperdine	66 77							
85	A BYU	42 57	215	A San Francisco	68 70							
114	A San Diego	50 54	191	A Santa Clara	60 76							
132	H Portland	78 89	130	H Pacific	70 87							
10	H Gonzaga	47 75	202	H Saint Mary's (CA)	61 70							

Non-Div I Games: Cal St. San B'dino 94 46

LMU (CA)

Loss, Non-Conf, S Site, H Home A Away N Neutral

Average RPI Win:	140	WON-LOST	WINNING	LAST 10	STRENGTH OF	OPP. STRENGTH	TEAM	ADJ.	CONF.	ADJ CONF.
Average RPI Loss:	58	RECORD	PCT. RANK	GAMES	SCHEDULE	OF SCHEDULE	RPI	RPI	RPI	RPI
DIV. I ONLY	20- 10	74	5-5	40	43	36	36	4	4	
DIV. I NON-CONF.	10- 2	29	0	126	119	43	43	5	5	
TOTALS	RPI 1-25	RPI 26-50	W-L RECORDS	RPI 51-100	RPI 101-150	RPI 150+				
20- 10	3- 3	2- 2	OVERALL	2- 3	4- 1	9- 1				
12- 2	2- 0	1- 1	HOME	2- 1	1- 0	6- 0				
5- 7	1- 2	1- 1	AWAY	0- 2	1- 1	2- 1				
3- 1	0- 1	0- 0	NEUTRAL	0- 0	2- 0	1- 0				
10- 2	0- 0	2- 1	NON-CONFERENCE	0- 1	1- 0	7- 0				
5- 1	0- 0	1- 1	HOME	0- 0	0- 0	4- 0				
3- 1	0- 0	1- 0	AWAY	0- 1	0- 0	2- 0				
2- 0	0- 0	0- 0	NEUTRAL	0- 0	1- 0	1- 0				
10- 8	3- 3	0- 1	CONFERENCE	2- 2	3- 1	2- 1				
7- 1	2- 0	0- 0	HOME	2- 1	1- 0	2- 0				
2- 6	1- 2	0- 1	AWAY	0- 1	1- 1	0- 1				
1- 1	0- 1	0- 0	NEUTRAL	0- 0	1- 0	0- 0				

RPI	S	Opponent	Score	RPI	S	Opponent	Score	Team's RPI: 36	RPI	S	Opponent	Score	RPI	S	Opponent	Score
1	A	South Carolina	48 63	31	A	Arkansas	71 75		60	H	Georgia	56 73	102	N	Michigan St.	58 56
13	A	Mississippi St.	60 64	33	A	FGCU	74 63		63	A	Tennessee	58 63	111	A	Auburn	60 65
13	N	Mississippi St.	49 79	37	H	Florida St.	62 70		63	H	Tennessee	75 65	126	H	Vanderbilt	61 55
17	A	Texas A&M	57 54	47	H	Rutgers	64 58		67	H	Alabama	71 60	135	A	Florida	77 68
17	H	Texas A&M	59 58						83	A	Oklahoma	68 90	135	N	Florida	73 59
23	H	Kentucky	65 59										162	A	Tulane	59 54
													170	A	Missouri	65 69
													170	H	Missouri	66 58
													172	H	New Orleans	83 49
													192	N	Memphis	89 58
													200	A	Little Rock	65 50
													250	H	Southeastern La.	62 52
													257	H	Nicholls St.	63 32
													296	H	Ole Miss	52 44
													339	H	Florida A&M	73 45
LAST 10 Division I																
13	N	Mississippi St.	49 79	1	A	South Carolina	48 63									
135	N	Florida	73 59	111	A	Auburn	60 65									
31	A	Arkansas	71 75	63	H	Tennessee	75 65									
126	H	Vanderbilt	61 55	170	H	Missouri	66 58									
60	H	Georgia	56 73	17	H	Texas A&M	59 58									

Non-Div I Games:

LSU

■ Loss, 
 ■ Non-Conf, 
 ■ S Site, 
 ■ Home 
 ■ A Away 
 N Neutral

Average RPI Win: 231		WON-LOST	WINNING	LAST 10	STRENGTH OF	OPP. STRENGTH	TEAM	ADJ.	CONF.	ADJ CONF.
Average RPI Loss: 114		RECORD	PCT. RANK	GAMES	SCHEDULE	OF SCHEDULE	RPI	RPI	RPI	RPI
DIV. I ONLY		13- 17	209	5-5	163	141	193	193	12	12
DIV. I NON-CONF.		6- 7	182	0	132	263	171	171	12	12
TOTALS		RPI 1-25	RPI 26-50	W-L RECORDS	RPI 51-100	RPI 101-150	RPI 150+			
13- 17	0- 0		0- 2	OVERALL	0- 6	2- 8	11- 1			
5- 9	0- 0		0- 1	HOME	0- 4	1- 4	4- 0			
7- 8	0- 0		0- 1	AWAY	0- 2	1- 4	6- 1			
1- 0	0- 0		0- 0	NEUTRAL	0- 0	0- 0	1- 0			
6- 7	0- 0		0- 1	NON-CONFERENCE	0- 3	1- 2	5- 1			
2- 4	0- 0		0- 0	HOME	0- 2	1- 2	1- 0			
3- 3	0- 0		0- 1	AWAY	0- 1	0- 0	3- 1			
1- 0	0- 0		0- 0	NEUTRAL	0- 0	0- 0	1- 0			
7- 10	0- 0		0- 1	CONFERENCE	0- 3	1- 6	6- 0			
3- 5	0- 0		0- 1	HOME	0- 2	0- 2	3- 0			
4- 5	0- 0		0- 0	AWAY	0- 1	1- 4	3- 0			
0- 0	0- 0		0- 0	NEUTRAL	0- 0	0- 0	0- 0			

RPI 1-25				RPI 26-50				RPI 51-100				RPI 101+				Team's RPI: 193	
RPI	S	Opponent	Score	RPI	S	Opponent	Score	RPI	S	Opponent	Score	RPI	S	Opponent	Score		
				39	A	Drexel	31 69	64	H	Penn	49 65	115	H	Robert Morris	68 71		
				48	H	Dayton	58 98	78	H	Villanova	69 77	117	H	Temple	69 72		
								80	A	Fordham	45 62	122	A	Richmond	61 63		
								87	H	Saint Louis	61 77	122	H	Richmond	61 67		
								95	A	Rider	43 70	123	H	Harvard	75 69		
								96	H	VCU	61 67	127	A	Duquesne	56 82		
												139	A	Davidson	63 67		
												139	H	Davidson	61 70		
												144	A	George Washington	61 54		
												145	A	Massachusetts	62 76		
												157	A	Norfolk St.	55 52		
												212	A	Rhode Island	54 42		
												216	A	Penn St.	69 67		
												232	A	Saint Joseph's	59 53		
												232	H	Saint Joseph's	67 59		
												249	A	George Mason	64 59		
												249	H	George Mason	77 65		
												261	A	Howard	78 62		
												293	N	UMBC	74 58		
												294	H	St. Bonaventure	67 61		
												319	A	Navy	46 61		
												336	H	Coppin St.	79 46		
EAST 10 Division I																	
				139	A	Davidson	63 67	232	A	Saint Joseph's	59 53						
				249	A	George Mason	64 59	144	A	George Washington	61 54						
				139	H	Davidson	61 70	122	H	Richmond	61 67						
				212	A	Rhode Island	54 42	80	A	Fordham	45 62						
				96	H	VCU	61 67	249	H	George Mason	77 65						

Non-Div I Games:

La Salle

Loss, Non-Conf, S Site, H Home A Away N Neutral

Average RPI Win:	311	WON-LOST	WINNING	LAST 10	STRENGTH OF	OPP. STRENGTH	TEAM	ADJ.	CONF.	ADJ CONF.
Average RPI Loss:	223	RECORD	PCT. RANK	GAMES	SCHEDULE	OF SCHEDULE	RPI	RPI	RPI	RPI
DIV. I ONLY	3- 25	336	0-10	344	290	349	349	21	21	
DIV. I NON-CONF.	2- 9	304	0	348	342	351	351	19	19	
TOTALS	RPI 1-25	RPI 26-50	W-L RECORDS	RPI 51-100	RPI 101-150	RPI 150+				
3- 25	0- 0	0- 2	OVERALL	0- 2	0- 1	3- 20				
2- 11	0- 0	0- 1	HOME	0- 0	0- 0	2- 10				
1- 14	0- 0	0- 1	AWAY	0- 2	0- 1	1- 10				
0- 0	0- 0	0- 0	NEUTRAL	0- 0	0- 0	0- 0				
2- 9	0- 0	0- 0	NON-CONFERENCE	0- 0	0- 1	2- 8				
2- 3	0- 0	0- 0	HOME	0- 0	0- 0	2- 3				
0- 6	0- 0	0- 0	AWAY	0- 0	0- 1	0- 5				
0- 0	0- 0	0- 0	NEUTRAL	0- 0	0- 0	0- 0				
1- 16	0- 0	0- 2	CONFERENCE	0- 2	0- 0	1- 12				
0- 8	0- 0	0- 1	HOME	0- 0	0- 0	0- 7				
1- 8	0- 0	0- 1	AWAY	0- 2	0- 0	1- 5				
0- 0	0- 0	0- 0	NEUTRAL	0- 0	0- 0	0- 0				

RPI S	Opponent	Score	RPI S	Opponent	Score	RPI S	Opponent	Score	RPI S	Opponent	Score	Team's RPI: 349
43	A Troy	65 77	43	H Troy	65 72	84	A Coastal Caro.	69 88	142	A Texas Tech	38 83	
						100	A UT Arlington	34 72	195	A Louisiana	55 68	
									195	H Louisiana	49 62	
									200	H Little Rock	50 70	
									203	H Southern Miss.	42 57	
									207	A Tennessee Tech	68 75	
									243	A Appalachian St.	49 68	
									245	A North Texas	51 63	
									246	H Arkansas St.	53 54	
									248	A Texas St.	58 55	
									248	H Texas St.	53 59	
									250	H Southeastern La.	52 65	
									251	A South Alabama	63 72	
									251	H South Alabama	39 73	
									257	A Nicholls St.	59 74	
									296	A Ole Miss	42 66	
									300	A Ga. Southern	47 64	
									300	H Ga. Southern	66 72	
									311	A Georgia St.	52 68	
									311	H Georgia St.	43 52	
									320	H Houston Baptist	65 72	
									335	H Northwestern St.	63 54	
									346	A McNeese	69 72	
									351	H Mississippi Val.	74 66	
LAST 10 Division I												
248	H Texas St.	53 59	300	H Ga. Southern	66 72							
243	A Appalachian St.	49 68	251	H South Alabama	39 73							
84	A Coastal Caro.	69 88	43	A Troy	65 77							
195	H Louisiana	49 62	246	H Arkansas St.	53 54							
311	H Georgia St.	43 52	195	A Louisiana	55 68							

Non-Div I Games:

La.-Monroe

■ Loss, 
 ■ Non-Conf, 
 ■ S Site, 
 ■ H Home 
 ■ A Away 
 N Neutral

Lafayette

Through Games Of March 6, 2020

Average RPI Win:	243	WON-LOST	WINNING	LAST 10	STRENGTH OF	OPP. STRENGTH	TEAM	ADJ.	CONF.	ADJ CONF.
Average RPI Loss:	134	RECORD	PCT. RANK	GAMES	SCHEDULE	OF SCHEDULE	RPI	RPI	RPI	RPI
DIV. I ONLY	15- 13	149	6-4	183	220	166	166	16	16	
DIV. I NON-CONF.	4- 6	212	0	228	333	262	262	15	15	
TOTALS	RPI 1-25	RPI 26-50	W-L RECORDS	RPI 51-100	RPI 101-150	RPI 150+				
15- 13	0- 0	0- 2	OVERALL	0- 2	3- 6	12- 3				
10- 4	0- 0	0- 1	HOME	0- 0	3- 2	7- 1				
5- 9	0- 0	0- 1	AWAY	0- 2	0- 4	5- 2				
0- 0	0- 0	0- 0	NEUTRAL	0- 0	0- 0	0- 0				
4- 6	0- 0	0- 0	NON-CONFERENCE	0- 2	0- 1	4- 3				
3- 2	0- 0	0- 0	HOME	0- 0	0- 1	3- 1				
1- 4	0- 0	0- 0	AWAY	0- 2	0- 0	1- 2				
0- 0	0- 0	0- 0	NEUTRAL	0- 0	0- 0	0- 0				
11- 7	0- 0	0- 2	CONFERENCE	0- 0	3- 5	8- 0				
7- 2	0- 0	0- 1	HOME	0- 0	3- 1	4- 0				
4- 5	0- 0	0- 1	AWAY	0- 0	0- 4	4- 0				
0- 0	0- 0	0- 0	NEUTRAL	0- 0	0- 0	0- 0				

RPI 1-25				RPI 26-50				RPI 51-100				RPI 101+				Team's RPI: 166	
RPI	S	Opponent	Score	RPI	S	Opponent	Score	RPI	S	Opponent	Score	RPI	S	Opponent	Score		
				49	A	Bucknell	36 50	61	A	St. John's (NY)	44 76	113	A	Colgate	52 73		
				49	H	Bucknell	47 57	74	A	Seton Hall	50 74	113	H	Colgate	55 39		
												125	A	Lehigh	66 73		
												125	H	Lehigh	61 53		
												127	H	Duquesne	65 73		
												128	A	Holy Cross	56 57		
												128	H	Holy Cross	49 57		
												131	A	Boston U.	40 47		
												131	H	Boston U.	59 57		
												163	A	Binghamton	64 74		
												189	H	Manhattan	60 53		
												201	A	American	67 52		
												201	H	American	55 48		
												270	A	Loyola Maryland	76 65		
												270	H	Loyola Maryland	55 52		
												278	A	Army West Point	57 52		
												278	H	Army West Point	67 58		
												293	H	UMBC	58 65		
												298	A	Monmouth	44 52		
												303	H	Fairleigh Dickinson	61 29		
												315	A	Albany (NY)	54 47		
												319	A	Navy	62 59		
												319	H	Navy	79 52		
												334	H	LIU Brooklyn	65 60		
LAST 10 Division I																	
				49	H	Bucknell	47 57	128	H	Holy Cross	49 57						
				319	A	Navy	62 59	278	H	Army West Point	67 58						
				201	H	American	55 48	125	A	Lehigh	66 73						
				270	A	Loyola Maryland	76 65	201	A	American	67 52						
				131	A	Boston U.	40 47	113	H	Colgate	55 39						

Non-Div I Games:

Lafayette

Loss, Non-Conf, S Site, H Home A Away N Neutral

Average RPI Win:	264	WON-LOST	WINNING	LAST 10	STRENGTH OF	OPP. STRENGTH	TEAM	ADJ.	CONF.	ADJ CONF.
Average RPI Loss:	154	RECORD	PCT. RANK	GAMES	SCHEDULE	OF SCHEDULE	RPI	RPI	RPI	RPI
DIV. I ONLY	7- 19	304	1-9	115	271	260	260	23	23	
DIV. I NON-CONF.	2- 5	259	0	19	132	144	144	24	24	
TOTALS	RPI 1-25	RPI 26-50	W-L RECORDS	RPI 51-100	RPI 101-150	RPI 150+				
7- 19	0- 2	0- 0	OVERALL	0- 7	1- 0	6- 10				
3- 8	0- 0	0- 0	HOME	0- 3	0- 0	3- 5				
3- 11	0- 2	0- 0	AWAY	0- 4	0- 0	3- 5				
1- 0	0- 0	0- 0	NEUTRAL	0- 0	1- 0	0- 0				
2- 5	0- 2	0- 0	NON-CONFERENCE	0- 1	1- 0	1- 2				
1- 1	0- 0	0- 0	HOME	0- 0	0- 0	1- 1				
0- 4	0- 2	0- 0	AWAY	0- 1	0- 0	0- 1				
1- 0	0- 0	0- 0	NEUTRAL	0- 0	1- 0	0- 0				
5- 14	0- 0	0- 0	CONFERENCE	0- 6	0- 0	5- 8				
2- 7	0- 0	0- 0	HOME	0- 3	0- 0	2- 4				
3- 7	0- 0	0- 0	AWAY	0- 3	0- 0	3- 4				
0- 0	0- 0	0- 0	NEUTRAL	0- 0	0- 0	0- 0				

RPI 1-25				RPI 26-50				RPI 51-100				RPI 101+ Team's RPI: 260			
RPI	S	Opponent	Score	RPI	S	Opponent	Score	RPI	S	Opponent	Score	RPI	S	Opponent	Score
4	A	Baylor	28 90					58	A	Oklahoma St.	53 74	109	N	Idaho	47 44
22	A	NC State	40 81					70	A	A&M-Corpus Christi	39 49	153	A	Sam Houston St.	47 68
								70	H	A&M-Corpus Christi	56 64	153	H	Sam Houston St.	68 75
								90	A	Abilene Christian	72 78	172	H	New Orleans	57 62
								90	H	Abilene Christian	49 75	195	H	Louisiana	63 74
								93	A	SFA	50 70	229	H	Denver	71 59
								93	H	SFA	53 54	233	A	Central Ark.	29 53
												250	A	Southeastern La.	65 57
												257	A	Nicholls St.	84 78
												257	H	Nicholls St.	60 62
												274	A	Incarnate Word	67 68
												274	H	Incarnate Word	48 67
												310	A	Cal Poly	56 57
												320	A	Houston Baptist	59 72
												320	H	Houston Baptist	60 53
												335	H	Northwestern St.	61 58
												346	A	McNeese	87 69
LAST 10 Division I															
93	A	SFA	50 70	257	H	Nicholls St.	60 62								
274	A	Incarnate Word	67 68	90	H	Abilene Christian	49 75								
70	H	A&M-Corpus Christi	56 64	233	A	Central Ark.	29 53								
153	H	Sam Houston St.	68 75	346	A	McNeese	87 69								
320	A	Houston Baptist	59 72	93	H	SFA	53 54								

Non-Div I Games: Howard Payne 96 36 LeTourneau 90 38

Lamar University

Loss, Non-Conf, S Site, H Home A Away N Neutral

RPI 1-25				RPI 26-50				RPI 51-100				RPI 101+				Team's RPI: 125	
RPI	S	Opponent	Score	RPI	S	Opponent	Score	RPI	S	Opponent	Score	RPI	S	Opponent	Score		
				49	A	Bucknell	56 67	71	N	Ball St.	52 54	113	A	Colgate	86 70		
				49	H	Bucknell	50 71					113	H	Colgate	73 82		
								80	N	Fordham	57 59	128	A	Holy Cross	62 65		
								92	A	Minnesota	49 77	128	H	Holy Cross	57 74		
												131	A	Boston U.	47 48		
												131	H	Boston U.	51 34		
												144	H	George Washington	59 53		
												150	A	Mt. St. Mary's	66 65		
												166	A	Lafayette	53 61		
												166	H	Lafayette	73 66		
												179	A	Merrimack	72 68		
												201	A	American	64 63		
												201	H	American	56 64		
												270	A	Loyola Maryland	55 53		
												270	H	Loyola Maryland	82 64		
												277	A	Delaware St.	68 38		
												278	A	Army West Point	94 65		
												278	H	Army West Point	89 72		
												319	A	Navy	60 53		
												319	H	Navy	70 40		
												322	A	Saint Peter's	80 71		
												345	H	Central Conn. St.	70 51		
EAST 10 Division I																	
				113	A	Colgate	86 70	278	H	Army West Point	89 72						
				270	H	Loyola Maryland	82 64	128	A	Holy Cross	62 65						
				131	A	Boston U.	47 48	166	H	Lafayette	73 66						
				49	A	Bucknell	56 67	278	A	Army West Point	94 65						
				113	H	Colgate	73 82	201	H	American	56 64						

Page 151

# Liberty

Through Games Of March 6, 2020

Average RPI Win: 210	WON-LOST	WINNING	LAST 10	STRENGTH OF	OPP. STRENGTH	TEAM	ADJ.	CONF.	ADJ CONF.
Average RPI Loss: 110	RECORD	PCT. RANK	GAMES	SCHEDULE	OF SCHEDULE	RPI	RPI	RPI	RPI
DIV. I ONLY	18- 11	101	7-3	116	173	103	103	15	15
DIV. I NON-CONF.	7- 6	161	0	72	193	96	96	14	14
TOTALS	RPI 1-25	RPI 26-50	W-L RECORDS	RPI 51-100	RPI 101-150	RPI 150+			
18- 11	0- 1	1- 4	OVERALL	0- 0	2- 4	15- 2			
7- 5	0- 0	0- 1	HOME	0- 0	1- 2	6- 2			
9- 5	0- 0	0- 3	AWAY	0- 0	1- 2	8- 0			
2- 1	0- 1	1- 0	NEUTRAL	0- 0	0- 0	1- 0			
7- 6	0- 1	1- 2	NON-CONFERENCE	0- 0	1- 1	5- 2			
1- 3	0- 0	0- 0	HOME	0- 0	0- 1	1- 2			
4- 2	0- 0	0- 2	AWAY	0- 0	1- 0	3- 0			
2- 1	0- 1	1- 0	NEUTRAL	0- 0	0- 0	1- 0			
11- 5	0- 0	0- 2	CONFERENCE	0- 0	1- 3	10- 0			
6- 2	0- 0	0- 1	HOME	0- 0	1- 1	5- 0			
5- 3	0- 0	0- 1	AWAY	0- 0	0- 2	5- 0			
0- 0	0- 0	0- 0	NEUTRAL	0- 0	0- 0	0- 0			

RPI 1-25			RPI 26-50			RPI 51-100			RPI 101+ Team's RPI: 103		
RPI	S	Opponent	Score	RPI	S	Opponent	Score	RPI	S	Opponent	Score
18	N	Oregon St.	55 68	33	A	FGCU	57 64	133	H	UNC Greensboro	53 58
				33	H	FGCU	65 74	136	A	Hampton	83 59
				35	A	James Madison	53 76	137	A	North Florida	50 65
				40	A	Virginia Tech	69 73	137	H	North Florida	76 54
				45	N	Bradley	75 63	140	A	North Ala.	75 86
								140	H	North Ala.	71 76
								151	A	Jacksonville	65 59
								151	H	Jacksonville	85 76
								157	A	Norfolk St.	67 48
								205	A	UMKC	68 44
								209	H	Chattanooga	54 71
								223	A	Kennesaw St.	76 70
								223	H	Kennesaw St.	76 66
								224	A	Stetson	57 48
								224	H	Stetson	73 53
								227	N	Miami (OH)	65 53
								237	H	East Carolina	81 66
								256	A	Lipscomb	79 70
								256	H	Lipscomb	64 60
								269	A	Saint Francis (PA)	71 52
								287	H	ETSU	62 63
								329	A	NJIT	67 53
								329	H	NJIT	66 48
LAST 10 Division I											
223	A	Kennesaw St.	76 70	151	A	Jacksonville	65 59				
256	A	Lipscomb	79 70	140	A	North Ala.	75 86				
137	H	North Florida	76 54	223	H	Kennesaw St.	76 66				
224	H	Stetson	73 53	33	H	FGCU	65 74				
329	H	NJIT	66 48	137	A	North Florida	50 65				

Non-Div I Games:

Liberty

Loss, Non-Conf, S Site, H Home A Away N Neutral



Average RPI Win:	254	WON-LOST	WINNING	LAST 10	STRENGTH OF	OPP. STRENGTH	TEAM	ADJ.	CONF.	ADJ CONF.
Average RPI Loss:	131	RECORD	PCT. RANK	GAMES	SCHEDULE	OF SCHEDULE	RPI	RPI	RPI	RPI
DIV. I ONLY	6- 22	317	2-8	73	213	256	256	15	15	
DIV. I NON-CONF.	2- 10	313	0	34	294	228	228	14	14	
TOTALS	RPI 1-25	RPI 26-50	W-L RECORDS	RPI 51-100	RPI 101-150	RPI 150+				
6- 22	0- 0	0- 4	OVERALL	0- 4	1- 5	5- 9				
2- 10	0- 0	0- 1	HOME	0- 1	0- 3	2- 5				
4- 10	0- 0	0- 3	AWAY	0- 1	1- 2	3- 4				
0- 2	0- 0	0- 0	NEUTRAL	0- 2	0- 0	0- 0				
2- 10	0- 0	0- 2	NON-CONFERENCE	0- 4	0- 0	2- 4				
1- 3	0- 0	0- 0	HOME	0- 1	0- 0	1- 2				
1- 5	0- 0	0- 2	AWAY	0- 1	0- 0	1- 2				
0- 2	0- 0	0- 0	NEUTRAL	0- 2	0- 0	0- 0				
4- 12	0- 0	0- 2	CONFERENCE	0- 0	1- 5	3- 5				
1- 7	0- 0	0- 1	HOME	0- 0	0- 3	1- 3				
3- 5	0- 0	0- 1	AWAY	0- 0	1- 2	2- 2				
0- 0	0- 0	0- 0	NEUTRAL	0- 0	0- 0	0- 0				

RPI S	Opponent	Score	RPI S	Opponent	Score	RPI S	Opponent	Score	RPI S	Opponent	Score	Team's RPI: 256
33	A FGCU	56 82	33	H FGCU	45 78	51	A Middle Tenn.	49 70	103	A Liberty	60 64	
42	A UT Martin	67 83	48	A Dayton	60 82	53	N Marist	63 74	103	H Liberty	70 79	
						55	H Belmont	68 69	137	A North Florida	73 66	
						95	N Rider	76 81	137	H North Florida	60 68	
									140	A North Ala.	58 91	
									140	H North Ala.	72 84	
									151	A Jacksonville	53 76	
									151	H Jacksonville	64 73	
									174	H Northern Ky.	71 69	
									199	H Eastern Ill.	56 66	
									207	A Tennessee Tech	58 78	
									223	A Kennesaw St.	60 88	
									223	H Kennesaw St.	66 74	
									224	A Stetson	65 59	
									224	H Stetson	34 48	
									235	H Murray St.	57 67	
									244	A Jacksonville St.	63 65	
									329	A NJIT	65 57	
									329	H NJIT	68 66	
									333	A Tennessee St.	74 64	
LAST 10 Division I												
103	H Liberty	70 79	140	A North Ala.	58 91							
151	A Jacksonville	53 76	223	A Kennesaw St.	60 88							
137	A North Florida	73 66	224	H Stetson	34 48							
329	H NJIT	68 66	151	H Jacksonville	64 73							
33	H FGCU	45 78	137	H North Florida	60 68							

Non-Div I Games: Queens (NC) 86 45

Lipscomb

■ Loss, 
 ■ Non-Conf, 
 ■ S Site, 
 ■ Home 
 ■ A Away 
 N Neutral

Little Rock

Through Games Of March 6, 2020

Average RPI Win: <b>266</b>	WON-LOST	WINNING	LAST 10	STRENGTH OF	OPP. STRENGTH	TEAM	ADJ.	CONF.	ADJ CONF.
Average RPI Loss: <b>119</b>	RECORD	PCT. RANK	GAMES	SCHEDULE	OF SCHEDULE	RPI	RPI	RPI	RPI
DIV. I ONLY	11- 17	237	4-6	126	175	200	200	21	21
DIV. I NON-CONF.	2- 9	304	0	49	35	244	244	19	19
TOTALS	RPI 1-25	RPI 26-50	W-L RECORDS	RPI 51-100	RPI 101-150	RPI 150+			
11- 17	0- 2	0- 5	OVERALL	0- 4	0- 0	11- 6			
6- 7	0- 0	0- 2	HOME	0- 2	0- 0	6- 3			
5- 10	0- 2	0- 3	AWAY	0- 2	0- 0	5- 3			
0- 0	0- 0	0- 0	NEUTRAL	0- 0	0- 0	0- 0			
2- 9	0- 2	0- 3	NON-CONFERENCE	0- 1	0- 0	2- 3			
2- 3	0- 0	0- 1	HOME	0- 0	0- 0	2- 2			
0- 6	0- 2	0- 2	AWAY	0- 1	0- 0	0- 1			
0- 0	0- 0	0- 0	NEUTRAL	0- 0	0- 0	0- 0			
9- 8	0- 0	0- 2	CONFERENCE	0- 3	0- 0	9- 3			
4- 4	0- 0	0- 1	HOME	0- 2	0- 0	4- 1			
5- 4	0- 0	0- 1	AWAY	0- 1	0- 0	5- 2			
0- 0	0- 0	0- 0	NEUTRAL	0- 0	0- 0	0- 0			

RPI 1-25				RPI 26-50				RPI 51-100				RPI 101+ Team's RPI: 200			
RPI	S	Opponent	Score	RPI	S	Opponent	Score	RPI	S	Opponent	Score	RPI	S	Opponent	Score
13	A	Mississippi St.	50 <b>89</b>	27	A	Western Ky.	58 <b>77</b>	59	A	Rice	40 <b>66</b>	192	H	Memphis	50 <b>68</b>
17	A	Texas A&M	35 <b>78</b>	31	A	Arkansas	53 <b>86</b>	84	H	Coastal Caro.	48 <b>68</b>	195	A	Louisiana	59 44
				36	H	LSU	50 <b>65</b>	100	A	UT Arlington	58 <b>65</b>	198	A	Fla. Atlantic	72 <b>79</b>
				43	A	Troy	59 <b>77</b>	100	H	UT Arlington	46 <b>62</b>	233	H	Central Ark.	63 48
				43	H	Troy	54 <b>70</b>					243	H	Appalachian St.	68 63
LAST 10 Division I															
				43	H	Troy	54 <b>70</b>	248	H	Texas St.	47 <b>50</b>	246	A	Arkansas St.	54 <b>72</b>
				246	A	Arkansas St.	54 <b>72</b>	311	A	Georgia St.	43 <b>58</b>	246	H	Arkansas St.	67 58
				251	A	South Alabama	69 58	300	A	Ga. Southern	65 49	248	A	Texas St.	78 66
				43	A	Troy	59 <b>77</b>	195	A	Louisiana	59 44	248	H	Texas St.	47 <b>50</b>
				100	H	UT Arlington	46 <b>62</b>	243	H	Appalachian St.	68 63	251	A	South Alabama	69 58
												255	H	Tulsa	63 51
												267	H	Louisiana Tech	38 <b>43</b>
												300	A	Ga. Southern	65 49
												300	H	Ga. Southern	58 46
												311	A	Georgia St.	43 <b>58</b>
												311	H	Georgia St.	66 46
												349	A	La.-Monroe	70 50

Non-Div I Games:

Little Rock

Loss, Non-Conf, S Site, H Home A Away N Neutral

Average RPI Win: 258		WON-LOST	WINNING	LAST 10	STRENGTH OF	OPP. STRENGTH	TEAM	ADJ.	CONF.	ADJ CONF.
Average RPI Loss: 213		RECORD	PCT. RANK	GAMES	SCHEDULE	OF SCHEDULE	RPI	RPI	RPI	RPI
DIV. I ONLY		11- 16	228	4-6	327	223	280	280	28	28
DIV. I NON-CONF.		4- 8	235	0	286	62	273	273	26	26
TOTALS		RPI 1-25	RPI 26-50		W-L RECORDS		RPI 51-100	RPI 101-150	RPI 150+	
11- 16	0- 2	0- 0		OVERALL		0- 1	0- 1		11- 12	
7- 4	0- 1	0- 0		HOME		0- 0	0- 0		7- 3	
2- 12	0- 1	0- 0		AWAY		0- 1	0- 1		2- 9	
2- 0	0- 0	0- 0		NEUTRAL		0- 0	0- 0		2- 0	
4- 8	0- 2	0- 0		NON-CONFERENCE		0- 1	0- 1		4- 4	
1- 3	0- 1	0- 0		HOME		0- 0	0- 0		1- 2	
1- 5	0- 1	0- 0		AWAY		0- 1	0- 1		1- 2	
2- 0	0- 0	0- 0		NEUTRAL		0- 0	0- 0		2- 0	
7- 8	0- 0	0- 0		CONFERENCE		0- 0	0- 0		7- 8	
6- 1	0- 0	0- 0		HOME		0- 0	0- 0		6- 1	
1- 7	0- 0	0- 0		AWAY		0- 0	0- 0		1- 7	
0- 0	0- 0	0- 0		NEUTRAL		0- 0	0- 0		0- 0	

RPI 1-25					
RPI	S	Opponent	Score		
2	H	Oregon	45	81	
12	A	UCLA	51	86	

RPI 26-50			
RPI	S	Opponent	Score

RPI 51-100			
RPI	S	Opponent	Score
79	A	Southern California	40 57

RPI 101+			
RPI	S	Opponent	Score
119	A	California	45 68
153	A	UC Davis	55 57
191	A	Santa Clara	54 46
216	N	Penn St.	64 56
218	A	Cal St. Fullerton	65 69
218	H	Cal St. Fullerton	52 49
222	A	Hawaii	44 68
222	H	Hawaii	62 55
247	A	UC Santa Barbara	47 55
247	H	UC Santa Barbara	59 53
273	H	Air Force	74 68
276	A	UC Irvine	56 46
276	H	UC Irvine	61 70
279	H	Utah St.	48 56
285	A	CSUN	54 66
285	H	CSUN	60 52
286	A	California Baptist	70 79
295	H	LMU (CA)	57 70
297	N	UTRGV	69 65
308	A	UC Riverside	57 58
308	H	UC Riverside	73 67
309	A	Seattle U	54 66
310	A	Cal Poly	41 61
310	H	Cal Poly	72 69

LAST 10 Division I					
218	H	Cal St. Fullerton	52	49	
247	A	UC Santa Barbara	47	55	
285	A	CSUN	54	66	
276	H	UC Irvine	61	70	
308	A	UC Riverside	57	58	
247	H	UC Santa Barbara	59	53	
310	A	Cal Poly	41	61	
222	A	Hawaii	44	68	
308	H	UC Riverside	73	67	
276	A	UC Irvine	56	46	

Non-Div I Games:	Westcliff	94	47	Bethesda (CA)	90	43
------------------	-----------	----	----	---------------	----	----

Long Beach St.

Loss, Non-Conf, S Site, H Home A Away N Neutral

Average RPI Win:	279	WON-LOST	WINNING	LAST 10	STRENGTH OF	OPP. STRENGTH	TEAM	ADJ.	CONF.	ADJ CONF.
Average RPI Loss:	183	RECORD	PCT. RANK	GAMES	SCHEDULE	OF SCHEDULE	RPI	RPI	RPI	RPI
DIV. I ONLY	11- 17	237	2-8	257	300	275	275	25	25	
DIV. I NON-CONF.	4- 5	195	0	284	217	245	245	28	28	
TOTALS	RPI 1-25	RPI 26-50	W-L RECORDS	RPI 51-100	RPI 101-150	RPI 150+				
11- 17	0- 0	0- 1	OVERALL	0- 0	0- 5	11- 11				
7- 7	0- 0	0- 0	HOME	0- 0	0- 2	7- 5				
4- 10	0- 0	0- 1	AWAY	0- 0	0- 3	4- 6				
0- 0	0- 0	0- 0	NEUTRAL	0- 0	0- 0	0- 0				
4- 5	0- 0	0- 1	NON-CONFERENCE	0- 0	0- 1	4- 3				
3- 1	0- 0	0- 0	HOME	0- 0	0- 0	3- 1				
1- 4	0- 0	0- 1	AWAY	0- 0	0- 1	1- 2				
0- 0	0- 0	0- 0	NEUTRAL	0- 0	0- 0	0- 0				
7- 12	0- 0	0- 0	CONFERENCE	0- 0	0- 4	7- 8				
4- 6	0- 0	0- 0	HOME	0- 0	0- 2	4- 4				
3- 6	0- 0	0- 0	AWAY	0- 0	0- 2	3- 4				
0- 0	0- 0	0- 0	NEUTRAL	0- 0	0- 0	0- 0				

RPI 1-25			RPI 26-50			RPI 51-100			RPI 101+ Team's RPI: 275		
RPI	S	Opponent	Score	RPI	S	Opponent	Score	RPI	S	Opponent	Score
				35	A	James Madison	53 93	129	A	Campbell	76 81
								129	H	Campbell	55 70
								135	A	Florida	54 71
								136	A	Hampton	55 73
								136	H	Hampton	76 90
								157	A	Norfolk St.	46 49
								178	A	Gardner-Webb	70 73
								178	H	Gardner-Webb	80 70
								181	A	High Point	79 86
								181	H	High Point	69 76
								185	A	Radford	76 88
								185	H	Radford	61 62
								211	H	Brown	86 76
								237	H	East Carolina	61 64
								258	A	UNC Asheville	54 51
								258	H	UNC Asheville	73 56
								265	H	UNCW	59 58
								266	A	Winthrop	63 74
								266	H	Winthrop	60 63
								272	A	Wofford	76 79
								277	H	Delaware St.	78 62
								302	A	Presbyterian	71 60
								302	H	Presbyterian	77 82
								317	A	UMES	71 62
								330	A	USC Upstate	70 62
								330	H	USC Upstate	69 56
LAST 10 Division I											
				330	H	USC Upstate	69 56				
				181	A	High Point	79 86				
				266	H	Winthrop	60 63				
				129	A	Campbell	76 81				
				185	A	Radford	76 88				
				136	H	Hampton	76 90				
				178	A	Gardner-Webb	70 73				
				302	H	Presbyterian	77 82				
				258	A	UNC Asheville	54 51				
				136	A	Hampton	55 73				

Non-Div I Games:

Longwood

■ Loss, 
 ■ Non-Conf, 
 ■ S Site, 
 ■ H Home 
 ■ A Away 
 N Neutral

RPI	S	Opponent	Score
343	H	Charleston So.	84 64

Longwood

L  
o  
n  
g  
w  
o  
o  
d

L  
o  
n  
g  
w  
o  
o  
d

## Louisiana

Through Games Of March 6, 2020

Average RPI Win:	262	WON-LOST	WINNING	LAST 10	STRENGTH OF	OPP. STRENGTH	TEAM	ADJ.	CONF.	ADJ CONF.
Average RPI Loss:	163	RECORD	PCT. RANK	GAMES	SCHEDULE	OF SCHEDULE	RPI	RPI	RPI	RPI
DIV. I ONLY	14- 12	147	4-6	277	262	195	195	21	21	
DIV. I NON-CONF.	5- 4	140	0	257	277	164	164	19	19	
TOTALS	RPI 1-25	RPI 26-50	W-L RECORDS	RPI 51-100	RPI 101-150	RPI 150+				
14- 12	0- 1	1- 1	OVERALL	0- 3	0- 0	13- 7				
6- 5	0- 1	0- 1	HOME	0- 1	0- 0	6- 2				
8- 7	0- 0	1- 0	AWAY	0- 2	0- 0	7- 5				
0- 0	0- 0	0- 0	NEUTRAL	0- 0	0- 0	0- 0				
5- 4	0- 1	0- 0	NON-CONFERENCE	0- 0	0- 0	5- 3				
2- 1	0- 1	0- 0	HOME	0- 0	0- 0	2- 0				
3- 3	0- 0	0- 0	AWAY	0- 0	0- 0	3- 3				
0- 0	0- 0	0- 0	NEUTRAL	0- 0	0- 0	0- 0				
9- 8	0- 0	1- 1	CONFERENCE	0- 3	0- 0	8- 4				
4- 4	0- 0	0- 1	HOME	0- 1	0- 0	4- 2				
5- 4	0- 0	1- 0	AWAY	0- 2	0- 0	4- 2				
0- 0	0- 0	0- 0	NEUTRAL	0- 0	0- 0	0- 0				

RPI	S	Opponent	Score	RPI	S	Opponent	Score	RPI	S	Opponent	Score	RPI	S	Opponent	Score	Team's RPI: 195
13	H	Mississippi St.	48 64	43	A	Troy	79 73	84	A	Coastal Caro.	74 83	153	A	Sam Houston St.	73 77	
				43	H	Troy	64 67	100	A	UT Arlington	52 79	155	A	Jackson St.	54 65	
								100	H	UT Arlington	66 73	172	A	New Orleans	65 60	
												200	H	Little Rock	44 59	
												243	A	Appalachian St.	57 51	
												245	A	North Texas	66 69	
												246	H	Arkansas St.	83 43	
												248	A	Texas St.	73 67	
												250	H	Southeastern La.	60 50	
												251	A	South Alabama	63 78	
												251	H	South Alabama	73 68	
												260	A	Lamar University	74 63	
												296	A	Ole Miss	53 42	
												300	A	Ga. Southern	67 83	
												300	H	Ga. Southern	72 60	
												311	A	Georgia St.	75 65	
												311	H	Georgia St.	53 61	
												346	H	McNeese	75 55	
												349	A	La.-Monroe	62 49	
												349	H	La.-Monroe	68 55	
LAST 10 Division I																
100	H	UT Arlington	66 73	311	H	Georgia St.	53 61									
84	A	Coastal Caro.	74 83	43	H	Troy	64 67									
243	A	Appalachian St.	57 51	251	A	South Alabama	63 78									
349	A	La.-Monroe	62 49	200	H	Little Rock	44 59									
300	H	Ga. Southern	72 60	349	H	La.-Monroe	68 55									

Non-Div I Games: Loyola (LA) 67 51 Xavier (LA) 62 49

Louisiana

■ Loss, 
 ■ Non-Conf, S Site, 
 ■ Home 
 ■ Away 
 N Neutral

## Louisiana Tech

Through Games Of March 6, 2020

Average RPI Win:	251	WON-LOST	WINNING	LAST 10	STRENGTH OF	OPP. STRENGTH	TEAM	ADJ.	CONF.	ADJ CONF.
Average RPI Loss:	155	RECORD	PCT. RANK	GAMES	SCHEDULE	OF SCHEDULE	RPI	RPI	RPI	RPI
DIV. I ONLY	12- 14	198	4-6	314	157	267	267	13	13	
DIV. I NON-CONF.	6- 3	90	0	347	279	260	260	16	16	
TOTALS	RPI 1-25	RPI 26-50	W-L RECORDS	RPI 51-100	RPI 101-150	RPI 150+				
12- 14	0- 0	0- 2	OVERALL	1- 3	0- 1	11- 8				
9- 6	0- 0	0- 1	HOME	1- 1	0- 1	8- 3				
3- 8	0- 0	0- 1	AWAY	0- 2	0- 0	3- 5				
0- 0	0- 0	0- 0	NEUTRAL	0- 0	0- 0	0- 0				
6- 3	0- 0	0- 0	NON-CONFERENCE	0- 0	0- 0	6- 3				
5- 1	0- 0	0- 0	HOME	0- 0	0- 0	5- 1				
1- 2	0- 0	0- 0	AWAY	0- 0	0- 0	1- 2				
0- 0	0- 0	0- 0	NEUTRAL	0- 0	0- 0	0- 0				
6- 11	0- 0	0- 2	CONFERENCE	1- 3	0- 1	5- 5				
4- 5	0- 0	0- 1	HOME	1- 1	0- 1	3- 2				
2- 6	0- 0	0- 1	AWAY	0- 2	0- 0	2- 3				
0- 0	0- 0	0- 0	NEUTRAL	0- 0	0- 0	0- 0				

RPI 1-25				RPI 26-50				RPI 51-100				RPI 101+				Team's RPI: 267	
RPI	S	Opponent	Score	RPI	S	Opponent	Score	RPI	S	Opponent	Score	RPI	S	Opponent	Score		
				27	H	Western Ky.	75 84	51	H	Middle Tenn.	78 60	104	H	UAB	51 71		
				32	A	Old Dominion	61 77	52	A	Charlotte	37 55	160	H	Wichita St.	80 88		
								59	A	Rice	47 60	192	H	Memphis	83 74		
								59	H	Rice	60 73	198	A	Fla. Atlantic	75 77		
												200	A	Little Rock	43 38		
												203	A	Southern Miss.	60 66		
												203	H	Southern Miss.	61 63		
												208	H	UTEP	87 80		
												214	A	Houston	53 67		
												240	H	Marshall	60 50		
												245	A	North Texas	69 74		
												246	H	Arkansas St.	67 54		
												250	H	Southeastern La.	92 78		
												296	A	Ole Miss	53 76		
												305	A	FIU	68 44		
												305	H	FIU	62 52		
												316	A	UTSA	69 30		
												316	H	UTSA	73 82		
												346	H	McNeese	79 54		
												347	H	Grambling	70 66		
LAST 10 Division I																	
				316	A	UTSA	69 30	305	A	FIU	68 44						
				59	H	Rice	60 73	240	H	Marshall	60 50						
				305	H	FIU	62 52	27	H	Western Ky.	75 84						
				203	H	Southern Miss.	61 63	32	A	Old Dominion	61 77						
				198	A	Fla. Atlantic	75 77	52	A	Charlotte	37 55						

Non-Div I Games: Loyola (LA) 71 52 LSU-Alexandria 93 61

Louisiana Tech

Loss, Non-Conf, S Site, H Home A Away N Neutral

Average RPI Win: 104		WON-LOST	WINNING	LAST 10	STRENGTH OF	OPP. STRENGTH	TEAM	ADJ.	CONF.	ADJ CONF.
Average RPI Loss: 52		RECORD	PCT. RANK	GAMES	SCHEDULE	OF SCHEDULE	RPI	RPI	RPI	RPI
DIV. I ONLY		28- 3	7	8-2	21	25	5	5	5	5
DIV. I NON-CONF.		11- 1	13	0	4	8	1	1	4	4
TOTALS	RPI 1-25	RPI 26-50		W-L RECORDS		RPI 51-100	RPI 101-150	RPI 150+		
28- 3	5- 1	3- 1		OVERALL		9- 1	5- 0	6- 0		
13- 1	2- 0	2- 1		HOME		4- 0	2- 0	3- 0		
11- 2	2- 1	1- 0		AWAY		2- 1	3- 0	3- 0		
4- 0	1- 0	0- 0		NEUTRAL		3- 0	0- 0	0- 0		
11- 1	3- 1	2- 0		NON-CONFERENCE		3- 0	0- 0	3- 0		
5- 0	1- 0	1- 0		HOME		1- 0	0- 0	2- 0		
3- 1	1- 1	1- 0		AWAY		0- 0	0- 0	1- 0		
3- 0	1- 0	0- 0		NEUTRAL		2- 0	0- 0	0- 0		
17- 2	2- 0	1- 1		CONFERENCE		6- 1	5- 0	3- 0		
8- 1	1- 0	1- 1		HOME		3- 0	2- 0	1- 0		
8- 1	1- 0	0- 0		AWAY		2- 1	3- 0	2- 0		
1- 0	0- 0	0- 0		NEUTRAL		1- 0	0- 0	0- 0		

RPI 1-25				Team's RPI: 5		RPI 26-50				RPI 51-100				RPI 101+			
RPI	S	Opponent	Score	RPI	S	Opponent	Score	RPI	S	Opponent	Score	RPI	S	Opponent	Score		
2	N	Oregon	72 62	27	H	Western Ky.	75 56	57	A	Boston College	81 70	110	H	Wake Forest	75 61		
16	H	Central Mich.	76 63	37	H	Florida St.	59 67	57	H	Boston College	68 48	116	A	Miami (FL)	87 41		
19	A	Ohio St.	60 67	40	H	Virginia Tech	70 53	58	N	Oklahoma St.	69 48	118	A	Notre Dame	86 54		
22	A	NC State	66 59	42	A	UT Martin	71 63	72	H	Virginia	71 56	118	H	Notre Dame	82 49		
23	A	Kentucky	67 66					81	A	Georgia Tech	58 47	149	A	North Carolina	74 67		
25	H	Duke	60 55					86	H	Boise St.	98 82	174	A	Northern Ky.	85 57		
								99	A	Syracuse	51 59	209	H	Chattanooga	86 37		
								99	H	Syracuse	62 58	221	A	Clemson	75 50		
								99	N	Syracuse	71 46	235	H	Murray St.	76 40		
								100	N	UT Arlington	76 67	283	A	Pittsburgh	79 47		
												283	H	Pittsburgh	83 49		
LAST 10 Division I																	
				99	N	Syracuse	71 46	118	H	Notre Dame	82 49						
				40	H	Virginia Tech	70 53	22	A	NC State	66 59						
				57	H	Boston College	68 48	99	A	Syracuse	51 59						
				283	A	Pittsburgh	79 47	37	H	Florida St.	59 67						
				81	A	Georgia Tech	58 47	118	A	Notre Dame	86 54						

Non-Div I Games:

Louisville

Loss, Non-Conf, S Site, H Home A Away N Neutral



Loyola Chicago

Through Games Of March 6, 2020

Average RPI Win:	243	WON-LOST	WINNING	LAST 10	STRENGTH OF	OPP. STRENGTH	TEAM	ADJ.	CONF.	ADJ CONF.
Average RPI Loss:	68	RECORD	PCT. RANK	GAMES	SCHEDULE	OF SCHEDULE	RPI	RPI	RPI	RPI
DIV. I ONLY	15- 13	149	2-8	199	121	161	161	8	8	
DIV. I NON-CONF.	9- 2	37	0	302	300	126	126	7	7	
TOTALS	RPI 1-25	RPI 26-50	W-L RECORDS	RPI 51-100	RPI 101-150	RPI 150+				
15- 13	0- 4	0- 2	OVERALL	1- 3	2- 4	12- 0				
7- 7	0- 3	0- 1	HOME	1- 1	1- 2	5- 0				
8- 6	0- 1	0- 1	AWAY	0- 2	1- 2	7- 0				
0- 0	0- 0	0- 0	NEUTRAL	0- 0	0- 0	0- 0				
9- 2	0- 1	0- 0	NON-CONFERENCE	0- 0	1- 1	8- 0				
3- 2	0- 1	0- 0	HOME	0- 0	0- 1	3- 0				
6- 0	0- 0	0- 0	AWAY	0- 0	1- 0	5- 0				
0- 0	0- 0	0- 0	NEUTRAL	0- 0	0- 0	0- 0				
6- 11	0- 3	0- 2	CONFERENCE	1- 3	1- 3	4- 0				
4- 5	0- 2	0- 1	HOME	1- 1	1- 1	2- 0				
2- 6	0- 1	0- 1	AWAY	0- 2	0- 2	2- 0				
0- 0	0- 0	0- 0	NEUTRAL	0- 0	0- 0	0- 0				

RPI S	Opponent	Score	RPI S	Opponent	Score	RPI S	Opponent	Score	RPI S	Opponent	Score	Team's RPI: 161
8	H Missouri St.	72 74	45	A Bradley	50 71	65	A UNI	50 70	101	A Southern Ill.	41 58	
20	H DePaul	76 83	45	H Bradley	47 60	65	H UNI	70 73	101	H Southern Ill.	51 49	
24	A Drake	52 80				68	A Illinois St.	85 86	132	A Portland	78 64	
24	H Drake	75 83				68	H Illinois St.	69 64	134	H Western Mich.	60 70	
									143	A Valparaiso	64 66	
									143	H Valparaiso	57 70	
									171	H Dartmouth	61 40	
									199	A Eastern Ill.	67 51	
									205	A UMKC	72 67	
									241	H Bowling Green	84 76	
									271	A Indiana St.	58 51	
									271	H Indiana St.	65 55	
									307	H Vermont	78 76	
									331	A Evansville	71 61	
									331	H Evansville	77 47	
									332	A Detroit Mercy	89 60	
									338	A SIUE	63 50	
									348	A Chicago St.	98 53	
LAST 10 Division I												
101	A Southern Ill.	41 58	68	A Illinois St.	85 86							
65	H UNI	70 73	331	H Evansville	77 47							
24	H Drake	75 83	271	H Indiana St.	65 55							
143	H Valparaiso	57 70	24	A Drake	52 80							
45	A Bradley	50 71	65	A UNI	50 70							

Non-Div I Games:

Loyola Chicago

Loss, Non-Conf, S Site, H Home A Away N Neutral

Loyola Maryland

Through Games Of March 6, 2020

Average RPI Win:	242	WON-LOST	WINNING	LAST 10	STRENGTH OF	OPP. STRENGTH	TEAM	ADJ.	CONF.	ADJ CONF.
Average RPI Loss:	147	RECORD	PCT. RANK	GAMES	SCHEDULE	OF SCHEDULE	RPI	RPI	RPI	RPI
DIV. I ONLY	8- 21	298	3-7	143	171	270	270	16	16	
DIV. I NON-CONF.	3- 8	268	0	166	182	251	251	15	15	
TOTALS	RPI 1-25	RPI 26-50	W-L RECORDS	RPI 51-100	RPI 101-150	RPI 150+				
8- 21	0- 2	1- 1	OVERALL	0- 0	0- 10	7- 8				
6- 6	0- 0	1- 0	HOME	0- 0	0- 4	5- 2				
2- 14	0- 2	0- 1	AWAY	0- 0	0- 6	2- 5				
0- 1	0- 0	0- 0	NEUTRAL	0- 0	0- 0	0- 1				
3- 8	0- 2	0- 0	NON-CONFERENCE	0- 0	0- 2	3- 4				
2- 1	0- 0	0- 0	HOME	0- 0	0- 0	2- 1				
1- 6	0- 2	0- 0	AWAY	0- 0	0- 2	1- 2				
0- 1	0- 0	0- 0	NEUTRAL	0- 0	0- 0	0- 1				
5- 13	0- 0	1- 1	CONFERENCE	0- 0	0- 8	4- 4				
4- 5	0- 0	1- 0	HOME	0- 0	0- 4	3- 1				
1- 8	0- 0	0- 1	AWAY	0- 0	0- 4	1- 3				
0- 0	0- 0	0- 0	NEUTRAL	0- 0	0- 0	0- 0				

RPI 1-25				RPI 26-50				RPI 51-100				RPI 101+ Team's RPI: 270			
RPI	S	Opponent	Score	RPI	S	Opponent	Score	RPI	S	Opponent	Score	RPI	S	Opponent	Score
3	A	Maryland	45 105	49	A	Bucknell	42 66					113	A	Colgate	70 79
11	A	Northwestern	46 67	49	H	Bucknell	60 50					113	H	Colgate	74 76
												118	A	Notre Dame	60 84
												125	A	Lehigh	64 82
												125	H	Lehigh	53 55
												128	A	Holy Cross	48 66
												128	H	Holy Cross	56 64
												131	A	Boston U.	42 44
												131	H	Boston U.	39 41
												150	A	Mt. St. Mary's	75 81
												166	A	Lafayette	52 55
												166	H	Lafayette	65 76
												167	N	Wright St.	51 66
												171	H	Dartmouth	72 56
												198	A	Fla. Atlantic	61 72
												201	A	American	44 63
												201	H	American	56 47
												261	H	Howard	69 75
												278	A	Army West Point	55 75
												278	H	Army West Point	68 59
												298	H	Monmouth	64 48
												303	A	Fairleigh Dickinson	75 46
												319	A	Navy	50 44
												319	H	Navy	64 54
												321	A	St. Francis Brooklyn	78 89
LAST 10 Division I															
				128	A	Holy Cross	48 66					113	A	Colgate	70 79
				125	A	Lehigh	64 82					201	H	American	56 47
				319	H	Navy	64 54					49	A	Bucknell	42 66
				166	H	Lafayette	65 76					319	A	Navy	50 44
				278	A	Army West Point	55 75					131	H	Boston U.	39 41

Non-Div I Games:

Loyola Maryland

Loss, Non-Conf, S Site, H Home A Away N Neutral

## Maine

Through Games Of March 6, 2020

Average RPI Win: <b>258</b>	WON-LOST	WINNING	LAST 10	STRENGTH OF	OPP. STRENGTH	TEAM	ADJ.	CONF.	ADJ CONF.
Average RPI Loss: <b>122</b>	RECORD	PCT. RANK	GAMES	SCHEDULE	OF SCHEDULE	RPI	RPI	RPI	RPI
DIV. I ONLY	<b>16- 14</b>	<b>157</b>	<b>9-1</b>	<b>179</b>	<b>221</b>	<b>168</b>	<b>168</b>	<b>26</b>	<b>26</b>
DIV. I NON-CONF.	<b>3- 10</b>	<b>282</b>	<b>0</b>	<b>97</b>	<b>31</b>	<b>238</b>	<b>238</b>	<b>27</b>	<b>27</b>
TOTALS	RPI 1-25	RPI 26-50	W-L RECORDS	RPI 51-100	RPI 101-150	RPI 150+			
16- 14	0- 2	0- 3	OVERALL	1- 1	1- 3	14- 5			
10- 4	0- 0	0- 0	HOME	1- 0	1- 3	8- 1			
6- 7	0- 1	0- 1	AWAY	0- 1	0- 0	6- 4			
0- 3	0- 1	0- 2	NEUTRAL	0- 0	0- 0	0- 0			
3- 10	0- 2	0- 3	NON-CONFERENCE	0- 0	1- 3	2- 2			
2- 3	0- 0	0- 0	HOME	0- 0	1- 3	1- 0			
1- 4	0- 1	0- 1	AWAY	0- 0	0- 0	1- 2			
0- 3	0- 1	0- 2	NEUTRAL	0- 0	0- 0	0- 0			
13- 4	0- 0	0- 0	CONFERENCE	1- 1	0- 0	12- 3			
8- 1	0- 0	0- 0	HOME	1- 0	0- 0	7- 1			
5- 3	0- 0	0- 0	AWAY	0- 1	0- 0	5- 2			
0- 0	0- 0	0- 0	NEUTRAL	0- 0	0- 0	0- 0			

RPI 1-25				RPI 26-50				RPI 51-100				RPI 101+ Team's RPI: 168			
RPI	S	Opponent	Score	RPI	S	Opponent	Score	RPI	S	Opponent	Score	RPI	S	Opponent	Score
22	A	NC State	34 <b>62</b>	38	N	Arizona St.	31 <b>57</b>	82	A	Stony Brook	69 <b>73</b>	120	H	Green Bay	61 60
24	N	Drake	62 <b>94</b>	39	A	Drexel	57 <b>70</b>	82	H	Stony Brook	64 62	123	H	Harvard	40 <b>69</b>
				48	N	Dayton	49 <b>78</b>					131	H	Boston U.	49 <b>62</b>
												147	H	Northeastern	58 <b>66</b>
												163	A	Binghamton	63 <b>73</b>
												163	H	Binghamton	75 65
												171	A	Dartmouth	41 <b>57</b>
												180	A	Delaware	69 56
												211	A	Brown	70 <b>76</b>
												213	A	UMass Lowell	57 <b>66</b>
												213	H	UMass Lowell	77 53
												262	A	New Hampshire	71 62
												262	H	New Hampshire	67 50
												293	A	UMBC	66 54
												293	H	UMBC	54 <b>74</b>
												307	A	Vermont	65 47
												307	H	Vermont	78 66
												307	H	Vermont	70 59
												315	A	Albany (NY)	65 44
												315	H	Albany (NY)	60 49
												319	H	Navy	46 41
												344	A	Hartford	69 52
												344	H	Hartford	87 73
LAST 10 Division I															
				307	H	Vermont	78 66					213	H	UMass Lowell	77 53
				293	A	UMBC	66 54					163	H	Binghamton	75 65
				262	A	New Hampshire	71 62					307	H	Vermont	70 59
				82	H	Stony Brook	64 62					344	A	Hartford	69 52
				315	A	Albany (NY)	65 44					293	H	UMBC	54 <b>74</b>

Non-Div I Games: Husson 104 43

Maine

■ Loss, 
 ■ Non-Conf, S Site, 
 ■ Home 
 ■ Away 
 N Neutral

Average RPI Win:	275	WON-LOST	WINNING	LAST 10	STRENGTH OF	OPP. STRENGTH	TEAM	ADJ.	CONF.	ADJ CONF.
Average RPI Loss:	136	RECORD	PCT. RANK	GAMES	SCHEDULE	OF SCHEDULE	RPI	RPI	RPI	RPI
DIV. I ONLY	15- 14	166	7-3	205	269	189	189	24	24	
DIV. I NON-CONF.	3- 6	235	0	94	205	199	199	25	25	
TOTALS	RPI 1-25	RPI 26-50	W-L RECORDS	RPI 51-100	RPI 101-150	RPI 150+				
15- 14	0- 0	0- 0	OVERALL	0- 8	0- 1	15- 5				
9- 5	0- 0	0- 0	HOME	0- 3	0- 1	9- 1				
6- 9	0- 0	0- 0	AWAY	0- 5	0- 0	6- 4				
0- 0	0- 0	0- 0	NEUTRAL	0- 0	0- 0	0- 0				
3- 6	0- 0	0- 0	NON-CONFERENCE	0- 4	0- 1	3- 1				
2- 2	0- 0	0- 0	HOME	0- 1	0- 1	2- 0				
1- 4	0- 0	0- 0	AWAY	0- 3	0- 0	1- 1				
0- 0	0- 0	0- 0	NEUTRAL	0- 0	0- 0	0- 0				
12- 8	0- 0	0- 0	CONFERENCE	0- 4	0- 0	12- 4				
7- 3	0- 0	0- 0	HOME	0- 2	0- 0	7- 1				
5- 5	0- 0	0- 0	AWAY	0- 2	0- 0	5- 3				
0- 0	0- 0	0- 0	NEUTRAL	0- 0	0- 0	0- 0				

RPI 1-25			RPI 26-50			RPI 51-100			RPI 101+			Team's RPI: 189			
RPI	S	Opponent	Score	RPI	S	Opponent	Score	RPI	S	Opponent	Score	RPI	S	Opponent	Score
								53	A	Marist	74	127	H	Duquesne	65 76
								53	H	Marist	71	166	A	Lafayette	53 60
								78	A	Villanova	63	171	H	Dartmouth	70 58
								80	H	Fordham	51	182	A	Quinnipiac	58 70
								82	A	Stony Brook	59	182	H	Quinnipiac	77 62
								89	A	Nebraska	71	231	A	Fairfield	47 87
								95	A	Rider	76	231	H	Fairfield	51 38
								95	H	Rider	55	239	A	Iona	59 47
												239	H	Iona	54 32
												278	H	Army West Point	86 56
												281	A	Siena	80 50
												281	H	Siena	49 59
												289	A	Niagara	75 61
												289	H	Niagara	68 65
												298	A	Monmouth	60 62
												298	H	Monmouth	54 48
												303	A	Fairleigh Dickinson	62 61
												322	A	Saint Peter's	85 52
												322	H	Saint Peter's	68 64
												337	A	Canisius	63 56
												337	H	Canisius	68 50
LAST 10 Division I															
				298	H	Monmouth	54 48					95	H	Rider	50 55
				239	A	Iona	59 47					182	H	Quinnipiac	77 62
				231	H	Fairfield	51 38					53	A	Marist	53 74
				289	A	Niagara	75 61					281	H	Siena	49 59
				337	A	Canisius	63 56					322	H	Saint Peter's	68 64

Non-Div I Games:

Manhattan

■ Loss, 
 ■ Non-Conf, 
 ■ S Site, 
 ■ H Home 
 ■ A Away 
 N Neutral

Average RPI Win:	231	WON-LOST	WINNING	LAST 10	STRENGTH OF	OPP. STRENGTH	TEAM	ADJ.	CONF.	ADJ CONF.
Average RPI Loss:	88	RECORD	PCT. RANK	GAMES	SCHEDULE	OF SCHEDULE	RPI	RPI	RPI	RPI
DIV. I ONLY	24- 4	16	10-0	210	230	53	53	24	24	
DIV. I NON-CONF.	7- 2	53	0	75	52	37	37	25	25	
TOTALS	RPI 1-25	RPI 26-50	W-L RECORDS	RPI 51-100	RPI 101-150	RPI 150+				
24- 4	0- 2	0- 0	OVERALL	2- 1	3- 0	19- 1				
11- 2	0- 1	0- 0	HOME	0- 1	1- 0	10- 0				
11- 2	0- 1	0- 0	AWAY	2- 0	1- 0	8- 1				
2- 0	0- 0	0- 0	NEUTRAL	0- 0	1- 0	1- 0				
7- 2	0- 2	0- 0	NON-CONFERENCE	1- 0	3- 0	3- 0				
3- 1	0- 1	0- 0	HOME	0- 0	1- 0	2- 0				
2- 1	0- 1	0- 0	AWAY	1- 0	1- 0	0- 0				
2- 0	0- 0	0- 0	NEUTRAL	0- 0	1- 0	1- 0				
17- 2	0- 0	0- 0	CONFERENCE	1- 1	0- 0	16- 1				
8- 1	0- 0	0- 0	HOME	0- 1	0- 0	8- 0				
9- 1	0- 0	0- 0	AWAY	1- 0	0- 0	8- 1				
0- 0	0- 0	0- 0	NEUTRAL	0- 0	0- 0	0- 0				

RPI 1-25				RPI 26-50				RPI 51-100 Team's RPI: 53				RPI 101+			
RPI	S	Opponent	Score	RPI	S	Opponent	Score	RPI	S	Opponent	Score	RPI	S	Opponent	Score
9	H	Princeton	50 62					95	A	Rider	63 58	120	H	Green Bay	72 60
16	A	Central Mich.	54 77					95	H	Rider	72 76	131	A	Boston U.	89 75
								100	A	UT Arlington	73 57	137	N	North Florida	69 54
												177	H	Elon	63 55
												182	A	Quinnipiac	64 51
												182	H	Quinnipiac	73 60
												189	A	Manhattan	71 66
												189	H	Manhattan	74 53
												231	A	Fairfield	48 52
												231	H	Fairfield	75 45
												239	A	Iona	73 56
												239	H	Iona	59 47
												256	N	Lipscomb	74 63
												281	A	Siena	78 55
												289	A	Niagara	94 67
												289	H	Niagara	82 57
												298	A	Monmouth	74 53
												298	H	Monmouth	76 66
												315	H	Albany (NY)	76 52
												322	A	Saint Peter's	82 60
												322	H	Saint Peter's	96 76
												337	A	Canisius	90 59
												337	H	Canisius	86 72
LAST 10 Division I															
239	H	Iona	59 47	337	H	Canisius	86 72								
182	A	Quinnipiac	64 51	95	A	Rider	63 58								
231	H	Fairfield	75 45	189	H	Manhattan	74 53								
322	A	Saint Peter's	82 60	239	A	Iona	73 56								
281	A	Siena	78 55	289	H	Niagara	82 57								

Non-Div I Games:

Marist

■ Loss, 
 ■ Non-Conf, 
 ■ S Site, 
 ■ H Home 
 ■ A Away 
 N Neutral

Average RPI Win:	154	WON-LOST	WINNING	LAST 10	STRENGTH OF	OPP. STRENGTH	TEAM	ADJ.	CONF.	ADJ CONF.
Average RPI Loss:	48	RECORD	PCT. RANK	GAMES	SCHEDULE	OF SCHEDULE	RPI	RPI	RPI	RPI
DIV. I ONLY	22- 7	37	8-2	66	72	29	29	6	6	
DIV. I NON-CONF.	9- 2	37	0	48	93	32	32	6	6	
TOTALS	RPI 1-25	RPI 26-50	W-L RECORDS	RPI 51-100	RPI 101-150	RPI 150+				
22- 7	1- 3	1- 1	OVERALL	8- 3	1- 0	11- 0				
13- 2	1- 2	1- 0	HOME	6- 0	0- 0	5- 0				
8- 5	0- 1	0- 1	AWAY	2- 3	1- 0	5- 0				
1- 0	0- 0	0- 0	NEUTRAL	0- 0	0- 0	1- 0				
9- 2	0- 2	0- 0	NON-CONFERENCE	3- 0	1- 0	5- 0				
4- 2	0- 2	0- 0	HOME	2- 0	0- 0	2- 0				
4- 0	0- 0	0- 0	AWAY	1- 0	1- 0	2- 0				
1- 0	0- 0	0- 0	NEUTRAL	0- 0	0- 0	1- 0				
13- 5	1- 1	1- 1	CONFERENCE	5- 3	0- 0	6- 0				
9- 0	1- 0	1- 0	HOME	4- 0	0- 0	3- 0				
4- 5	0- 1	0- 1	AWAY	1- 3	0- 0	3- 0				
0- 0	0- 0	0- 0	NEUTRAL	0- 0	0- 0	0- 0				

RPI 1-25				RPI 26-50				Team's RPI: 29		RPI 51-100				RPI 101+			
RPI	S	Opponent	Score	RPI	S	Opponent	Score		RPI	S	Opponent	Score	RPI	S	Opponent	Score	
11	H	Northwestern	56 64	46	A	Creighton	62 72		55	H	Belmont	53 51	120	A	Green Bay	60 47	
13	H	Mississippi St.	68 74	46	H	Creighton	52 50		61	A	St. John's (NY)	67 57	188	A	Providence	60 50	
20	A	DePaul	71 89						61	H	St. John's (NY)	94 85	188	H	Providence	85 55	
20	H	DePaul	90 83						68	H	Illinois St.	58 41	202	A	Saint Mary's (CA)	77 63	
									73	A	South Dakota St.	65 58	217	A	Milwaukee	78 56	
									74	A	Seton Hall	60 72	230	H	Morgan St.	70 48	
									74	H	Seton Hall	81 60	254	A	Georgetown	76 56	
									78	A	Villanova	47 61	254	H	Georgetown	73 51	
									78	H	Villanova	57 52	255	N	Tulsa	61 60	
									94	A	Butler	55 61	264	A	Xavier	80 60	
									94	H	Butler	76 54	264	H	Xavier	61 48	
													321	H	St. Francis Brooklyn	92 71	
LAST 10 Division I																	
20	H	DePaul	90 83	61	A	St. John's (NY)	67 57										
254	A	Georgetown	76 56	74	A	Seton Hall	60 72										
78	A	Villanova	47 61	46	H	Creighton	52 50										
94	H	Butler	76 54	188	H	Providence	85 55										
264	H	Xavier	61 48	78	H	Villanova	57 52										

Non-Div I Games:

Marquette

■ Loss, 
■ Non-Conf, 
■ S Site, 
■ H Home 
■ A Away 
N Neutral

## Marshall

Through Games Of March 6, 2020

Average RPI Win:	234	WON-LOST	WINNING	LAST 10	STRENGTH OF	OPP. STRENGTH	TEAM	ADJ.	CONF.	ADJ CONF.
Average RPI Loss:	139	RECORD	PCT. RANK	GAMES	SCHEDULE	OF SCHEDULE	RPI	RPI	RPI	RPI
DIV. I ONLY	10- 16	249	5-5	215	143	240	240	13	13	
DIV. I NON-CONF.	3- 6	235	0	324	231	312	312	16	16	
TOTALS	RPI 1-25	RPI 26-50	W-L RECORDS	RPI 51-100	RPI 101-150	RPI 150+				
10- 16	0- 0	0- 5	OVERALL	0- 4	1- 0	9- 7				
6- 7	0- 0	0- 2	HOME	0- 1	1- 0	5- 4				
4- 9	0- 0	0- 3	AWAY	0- 3	0- 0	4- 3				
0- 0	0- 0	0- 0	NEUTRAL	0- 0	0- 0	0- 0				
3- 6	0- 0	0- 1	NON-CONFERENCE	0- 1	0- 0	3- 4				
2- 2	0- 0	0- 0	HOME	0- 0	0- 0	2- 2				
1- 4	0- 0	0- 1	AWAY	0- 1	0- 0	1- 2				
0- 0	0- 0	0- 0	NEUTRAL	0- 0	0- 0	0- 0				
7- 10	0- 0	0- 4	CONFERENCE	0- 3	1- 0	6- 3				
4- 5	0- 0	0- 2	HOME	0- 1	1- 0	3- 2				
3- 5	0- 0	0- 2	AWAY	0- 2	0- 0	3- 1				
0- 0	0- 0	0- 0	NEUTRAL	0- 0	0- 0	0- 0				

RPI 1-25				RPI 26-50				RPI 51-100				RPI 101+				Team's RPI: 240	
RPI	S	Opponent	Score	RPI	S	Opponent	Score	RPI	S	Opponent	Score	RPI	S	Opponent	Score		
				27	A	Western Ky.	65 79	51	H	Middle Tenn.	55 75	104	H	UAB	61 56		
				27	H	Western Ky.	65 74	52	A	Charlotte	46 52	157	H	Norfolk St.	75 69		
				32	A	Old Dominion	46 57	59	A	Rice	43 81	186	A	Towson	56 59		
				32	H	Old Dominion	54 64	88	A	Ohio	51 67	198	H	Fla. Atlantic	85 75		
				47	A	Rutgers	41 66					203	A	Southern Miss.	80 65		
												208	H	UTEP	76 66		
												230	H	Morgan St.	52 57		
												241	H	Bowling Green	69 82		
												245	A	North Texas	68 59		
												245	H	North Texas	69 77		
												267	A	Louisiana Tech	50 60		
												271	A	Indiana St.	72 60		
												305	A	FIU	59 57		
												305	H	FIU	65 68		
												316	H	UTSA	66 53		
												331	A	Evansville	62 66		
												336	H	Coppin St.	60 47		
LAST 10 Division I																	
				305	A	FIU	59 57	316	H	UTSA	66 53						
				245	H	North Texas	69 77	267	A	Louisiana Tech	50 60						
				32	H	Old Dominion	54 64	203	A	Southern Miss.	80 65						
				27	A	Western Ky.	65 79	198	H	Fla. Atlantic	85 75						
				208	H	UTEP	76 66	305	H	FIU	65 68						

Non-Div I Games: Alderson Broadus 85 41 Ky. Christian 89 40

Marshall

Loss, Non-Conf, S Site, H Home A Away N Neutral

# Maryland

Through Games Of March 6, 2020

Average RPI Win:	109	WON-LOST	WINNING	LAST 10	STRENGTH OF	OPP. STRENGTH	TEAM	ADJ.	CONF.	ADJ CONF.
Average RPI Loss:	12	RECORD	PCT. RANK	GAMES	SCHEDULE	OF SCHEDULE	RPI	RPI	RPI	RPI
DIV. I ONLY	26- 4	12	10-0	12	8	3	3	2	2	
DIV. I NON-CONF.	9- 2	37	0	91	66	39	39	2	2	
TOTALS	RPI 1-25	RPI 26-50	W-L RECORDS	RPI 51-100	RPI 101-150	RPI 150+				
26- 4	6- 4	6- 0	OVERALL	3- 0	3- 0	8- 0				
14- 1	4- 1	3- 0	HOME	1- 0	2- 0	4- 0				
9- 3	2- 3	2- 0	AWAY	1- 0	1- 0	3- 0				
3- 0	0- 0	1- 0	NEUTRAL	1- 0	0- 0	1- 0				
9- 2	0- 2	1- 0	NON-CONFERENCE	1- 0	1- 0	6- 0				
5- 1	0- 1	0- 0	HOME	0- 0	1- 0	4- 0				
2- 1	0- 1	1- 0	AWAY	0- 0	0- 0	1- 0				
2- 0	0- 0	0- 0	NEUTRAL	1- 0	0- 0	1- 0				
17- 2	6- 2	5- 0	CONFERENCE	2- 0	2- 0	2- 0				
9- 0	4- 0	3- 0	HOME	1- 0	1- 0	0- 0				
7- 2	2- 2	1- 0	AWAY	1- 0	1- 0	2- 0				
1- 0	0- 0	1- 0	NEUTRAL	0- 0	0- 0	0- 0				

RPI S	Opponent	Score	RPI S	Opponent	Score	RPI S	Opponent	Score	RPI S	Opponent	Score
1	H South Carolina	54 63	28	A Michigan	77 49	55	N Belmont	90 26	102	H Michigan St.	94 53
11	A Northwestern	58 81	28	H Michigan	70 55	89	H Nebraska	87 69	144	H George Washington	88 54
11	H Northwestern	70 61	35	A James Madison	70 68	92	A Minnesota	99 44	146	A Wisconsin	85 56
14	A Indiana	79 69	44	H Purdue	88 45				180	H Delaware	99 55
14	H Indiana	76 62	44	N Purdue	74 62				182	H Quinnipiac	107 52
15	A Iowa	61 66	47	H Rutgers	79 50				204	A Illinois	79 60
15	H Iowa	93 59							216	A Penn St.	106 69
19	A Ohio St.	85 65							221	N Clemson	63 44
19	H Ohio St.	72 62							270	H Loyola Maryland	105 45
22	A NC State	59 66							306	H Wagner	119 56
									311	A Georgia St.	114 41
LAST 10 Division I											
44	N Purdue	74 62	15	H Iowa	93 59						
92	A Minnesota	99 44	47	H Rutgers	79 50						
44	H Purdue	88 45	14	A Indiana	79 69						
146	A Wisconsin	85 56	102	H Michigan St.	94 53						
216	A Penn St.	106 69	19	A Ohio St.	85 65						

M  
a  
r  
y  
l  
a  
n  
d

M  
a  
r  
y  
l  
a  
n  
d

Non-Div I Games:

Maryland

Loss, Non-Conf, S Site, H Home A Away N Neutral



Massachusetts

Through Games Of March 6, 2020

Average RPI Win:	216	WON-LOST	WINNING	LAST 10	STRENGTH OF	OPP. STRENGTH	TEAM	ADJ.	CONF.	ADJ CONF.
Average RPI Loss:	130	RECORD	PCT. RANK	GAMES	SCHEDULE	OF SCHEDULE	RPI	RPI	RPI	RPI
DIV. I ONLY	19- 11	94	5-5	243	142	145	145	12	12	
DIV. I NON-CONF.	9- 3	63	0	279	278	138	138	12	12	
TOTALS	RPI 1-25	RPI 26-50	W-L RECORDS	RPI 51-100	RPI 101-150	RPI 150+				
19- 11	0- 0	0- 1	OVERALL	0- 5	6- 1	13- 4				
11- 5	0- 0	0- 1	HOME	0- 2	3- 0	8- 2				
8- 5	0- 0	0- 0	AWAY	0- 2	3- 1	5- 2				
0- 1	0- 0	0- 0	NEUTRAL	0- 1	0- 0	0- 0				
9- 3	0- 0	0- 0	NON-CONFERENCE	0- 1	2- 0	7- 2				
5- 2	0- 0	0- 0	HOME	0- 0	1- 0	4- 2				
4- 1	0- 0	0- 0	AWAY	0- 1	1- 0	3- 0				
0- 0	0- 0	0- 0	NEUTRAL	0- 0	0- 0	0- 0				
10- 8	0- 0	0- 1	CONFERENCE	0- 4	4- 1	6- 2				
6- 3	0- 0	0- 1	HOME	0- 2	2- 0	4- 0				
4- 4	0- 0	0- 0	AWAY	0- 1	2- 1	2- 2				
0- 1	0- 0	0- 0	NEUTRAL	0- 1	0- 0	0- 0				

RPI S	Opponent	Score	RPI S	Opponent	Score	RPI S	Opponent	Score	RPI S	Opponent	Score	Team's RPI: 145
48	H Dayton	51 52	61	A St. John's (NY)	71 82	122	H Richmond	64 50				
			80	H Fordham	64 69	127	A Duquesne	81 77				
			87	A Saint Louis	56 71	128	H Holy Cross	75 72				
			87	N Saint Louis	52 65	131	A Boston U.	58 45				
			96	H VCU	46 61	139	A Davidson	70 62				
						139	H Davidson	61 48				
						144	A George Washington	47 50				
						179	H Merrimack	64 79				
						188	H Providence	63 72				
						193	H La Salle	76 62				
						211	H Brown	95 42				
						212	A Rhode Island	66 69				
						212	H Rhode Island	73 53				
						213	A UMass Lowell	74 58				
						232	A Saint Joseph's	51 47				
						232	H Saint Joseph's	61 43				
						239	A Iona	65 51				
						249	A George Mason	56 73				
						262	H New Hampshire	67 65				
						281	H Siena	61 55				
						294	A St. Bonaventure	62 52				
						294	H St. Bonaventure	72 54				
						307	A Vermont	83 49				
						344	H Hartford	74 48				
LAST 10 Division I												
			87	N Saint Louis	52 65	87	A Saint Louis	56 71				
			294	H St. Bonaventure	72 54	48	H Dayton	51 52				
			212	H Rhode Island	73 53	80	H Fordham	64 69				
			232	A Saint Joseph's	51 47	249	A George Mason	56 73				
			139	H Davidson	61 48	139	A Davidson	70 62				

Non-Div I Games: Southern Conn. St. 86 43

Massachusetts

Loss, Non-Conf, S Site, H Home A Away N Neutral

## McNeese

Through Games Of March 6, 2020

Average RPI Win: <b>335</b>	WON-LOST	WINNING	LAST 10	STRENGTH OF	OPP. STRENGTH	TEAM	ADJ.	CONF.	ADJ CONF.
Average RPI Loss: <b>199</b>	RECORD	PCT. RANK	GAMES	SCHEDULE	OF SCHEDULE	RPI	RPI	RPI	RPI
DIV. I ONLY	3- 23	333	0-10	306	291	346	346	23	23
DIV. I NON-CONF.	1- 6	318	0	150	293	308	308	24	24
TOTALS	RPI 1-25	RPI 26-50	W-L RECORDS	RPI 51-100	RPI 101-150	RPI 150+			
3- 23	0- 0	0- 1	OVERALL	0- 4	0- 1	3- 17			
3- 9	0- 0	0- 0	HOME	0- 3	0- 0	3- 6			
0- 14	0- 0	0- 1	AWAY	0- 1	0- 1	0- 11			
0- 0	0- 0	0- 0	NEUTRAL	0- 0	0- 0	0- 0			
1- 6	0- 0	0- 1	NON-CONFERENCE	0- 1	0- 1	1- 3			
1- 1	0- 0	0- 0	HOME	0- 1	0- 0	1- 0			
0- 5	0- 0	0- 1	AWAY	0- 0	0- 1	0- 3			
0- 0	0- 0	0- 0	NEUTRAL	0- 0	0- 0	0- 0			
2- 17	0- 0	0- 0	CONFERENCE	0- 3	0- 0	2- 14			
2- 8	0- 0	0- 0	HOME	0- 2	0- 0	2- 6			
0- 9	0- 0	0- 0	AWAY	0- 1	0- 0	0- 8			
0- 0	0- 0	0- 0	NEUTRAL	0- 0	0- 0	0- 0			

RPI S	Opponent	Score	RPI S	Opponent	Score	RPI S	Opponent	Score	RPI S	Opponent	Score	Team's RPI: 346
31	A Arkansas	58 <b>101</b>	59	H Rice	50 <b>81</b>	104	A UAB	70 <b>97</b>				
			70	H A&M-Corpus Christi	59 <b>73</b>	153	A Sam Houston St.	59 <b>92</b>				
			90	H Abilene Christian	73 <b>90</b>	172	A New Orleans	59 <b>78</b>				
			93	A SFA	51 <b>82</b>	172	H New Orleans	59 <b>85</b>				
						195	A Louisiana	55 <b>75</b>				
						226	A SMU	60 <b>81</b>				
						233	A Central Ark.	49 <b>70</b>				
						233	H Central Ark.	57 <b>70</b>				
						250	A Southeastern La.	48 <b>87</b>				
						250	H Southeastern La.	67 <b>74</b>				
						257	A Nicholls St.	63 <b>79</b>				
						257	H Nicholls St.	53 <b>72</b>				
						260	H Lamar University	69 <b>87</b>				
						267	A Louisiana Tech	54 <b>79</b>				
						274	A Incarnate Word	56 <b>73</b>				
						274	H Incarnate Word	71 <b>72</b>				
						320	A Houston Baptist	54 <b>56</b>				
						320	H Houston Baptist	88 <b>72</b>				
						335	A Northwestern St.	60 <b>70</b>				
						335	H Northwestern St.	61 <b>51</b>				
						349	H La.-Monroe	72 <b>69</b>				
LAST 10 Division I												
257	H Nicholls St.	53 <b>72</b>	335	A Northwestern St.	60 <b>70</b>							
320	A Houston Baptist	54 <b>56</b>	233	A Central Ark.	49 <b>70</b>							
250	A Southeastern La.	48 <b>87</b>	70	H A&M-Corpus Christi	59 <b>73</b>							
172	H New Orleans	59 <b>85</b>	260	H Lamar University	69 <b>87</b>							
274	H Incarnate Word	71 <b>72</b>	257	A Nicholls St.	63 <b>79</b>							

Non-Div I Games: Centenary (LA) 116 37 LSU-Shreveport 81 77

McNeese

Loss, Non-Conf, S Site, H Home A Away N Neutral

Memphis

Through Games Of March 6, 2020

Average RPI Win:	203	WON-LOST	WINNING	LAST 10	STRENGTH OF	OPP. STRENGTH	TEAM	ADJ.	CONF.	ADJ CONF.
Average RPI Loss:	135	RECORD	PCT. RANK	GAMES	SCHEDULE	OF SCHEDULE	RPI	RPI	RPI	RPI
DIV. I ONLY	14- 16	191	4-6	172	115	192	192	9	9	
DIV. I NON-CONF.	9- 4	84	0	246	282	146	146	9	9	
TOTALS	RPI 1-25	RPI 26-50	W-L RECORDS	RPI 51-100	RPI 101-150	RPI 150+				
14- 16	0- 2	0- 3	OVERALL	1- 2	2- 2	11- 7				
8- 7	0- 1	0- 1	HOME	0- 2	1- 1	7- 2				
4- 8	0- 1	0- 1	AWAY	0- 0	1- 1	3- 5				
2- 1	0- 0	0- 1	NEUTRAL	1- 0	0- 0	1- 0				
9- 4	0- 0	0- 1	NON-CONFERENCE	1- 0	2- 1	6- 2				
5- 2	0- 0	0- 0	HOME	0- 0	1- 1	4- 1				
3- 1	0- 0	0- 0	AWAY	0- 0	1- 0	2- 1				
1- 1	0- 0	0- 1	NEUTRAL	1- 0	0- 0	0- 0				
5- 12	0- 2	0- 2	CONFERENCE	0- 2	0- 1	5- 5				
3- 5	0- 1	0- 1	HOME	0- 2	0- 0	3- 1				
1- 7	0- 1	0- 1	AWAY	0- 0	0- 1	1- 4				
1- 0	0- 0	0- 0	NEUTRAL	0- 0	0- 0	1- 0				

RPI	S	Opponent	Score	RPI	S	Opponent	Score	RPI	S	Opponent	Score	RPI	S	Opponent	Score	Team's RPI: 192
6	A	UConn	55 94	34	A	UCF	66 82	69	H	South Fla.	47 68	101	A	Southern Ill.	70 66	
6	H	UConn	56 68	34	H	UCF	59 67	75	N	Kansas St.	72 68	104	H	UAB	77 52	
				36	N	LSU	58 89	76	H	Cincinnati	66 73	117	A	Temple	64 78	
												144	H	George Washington	63 64	
												159	A	Toledo	83 76	
												160	A	Wichita St.	69 60	
												162	A	Tulane	55 59	
												162	H	Tulane	64 62	
												200	A	Little Rock	68 50	
												214	A	Houston	65 75	
												226	A	SMU	60 69	
												226	H	SMU	57 52	
												226	N	SMU	76 65	
												237	A	East Carolina	65 71	
												237	H	East Carolina	57 61	
												246	H	Arkansas St.	78 50	
												253	H	Alabama A&M	79 71	
												255	H	Tulsa	63 44	
												267	A	Louisiana Tech	74 83	
												288	H	Eastern Ky.	60 63	
												324	H	Alcorn	57 51	
												351	H	Mississippi Val.	91 54	
LAST 10 Division I																
226	N	SMU	76 65	237	H	East Carolina	57 61									
226	A	SMU	60 69	160	A	Wichita St.	69 60									
34	H	UCF	59 67	6	A	UConn	55 94									
69	H	South Fla.	47 68	162	H	Tulane	64 62									
117	A	Temple	64 78	255	H	Tulsa	63 44									

Non-Div I Games:

Memphis

Loss, Non-Conf, S Site, H Home A Away N Neutral

## Mercer

Through Games Of March 6, 2020

Average RPI Win: <b>268</b>	WON-LOST	WINNING	LAST 10	STRENGTH OF	OPP. STRENGTH	TEAM	ADJ.	CONF.	ADJ CONF.
Average RPI Loss: <b>177</b>	RECORD	PCT. RANK	GAMES	SCHEDULE	OF SCHEDULE	RPI	RPI	RPI	RPI
DIV. I ONLY	7- 23	308	4-6	283	229	325	325	27	27
DIV. I NON-CONF.	2- 12	318	0	225	177	315	315	21	21
TOTALS	RPI 1-25	RPI 26-50	W-L RECORDS	RPI 51-100	RPI 101-150	RPI 150+			
7- 23	0- 0	0- 1	OVERALL	0- 3	0- 5	7- 14			
5- 8	0- 0	0- 1	HOME	0- 0	0- 1	5- 6			
1- 14	0- 0	0- 0	AWAY	0- 3	0- 3	1- 8			
1- 1	0- 0	0- 0	NEUTRAL	0- 0	0- 1	1- 0			
2- 12	0- 0	0- 1	NON-CONFERENCE	0- 3	0- 2	2- 6			
1- 5	0- 0	0- 1	HOME	0- 0	0- 0	1- 4			
1- 7	0- 0	0- 0	AWAY	0- 3	0- 2	1- 2			
0- 0	0- 0	0- 0	NEUTRAL	0- 0	0- 0	0- 0			
5- 11	0- 0	0- 0	CONFERENCE	0- 0	0- 3	5- 8			
4- 3	0- 0	0- 0	HOME	0- 0	0- 1	4- 2			
0- 7	0- 0	0- 0	AWAY	0- 0	0- 1	0- 6			
1- 1	0- 0	0- 0	NEUTRAL	0- 0	0- 1	1- 0			

RPI S	Opponent	Score	RPI S	Opponent	Score	RPI S	Opponent	Score	RPI S	Opponent	Score	Team's RPI: 325
27	H Western Ky.	62 75	53	A Yale	60 68	108	A Columbia	48 77				
			60	A Georgia	60 76	133	A UNC Greensboro	51 67				
			67	A Alabama	56 111	133	H UNC Greensboro	50 60				
						133	N UNC Greensboro	73 75				
						135	A Florida	50 71				
						151	H Jacksonville	83 87				
						158	A Samford	64 72				
						158	H Samford	54 60				
						178	H Gardner-Webb	62 65				
						197	A Furman	49 62				
						197	H Furman	61 55				
						209	A Chattanooga	52 58				
						209	H Chattanooga	55 48				
						209	N Chattanooga	63 55				
						221	H Clemson	61 65				
						223	A Kennesaw St.	64 92				
						243	A Appalachian St.	68 77				
						272	A Wofford	49 77				
						272	H Wofford	54 53				
						287	A ETSU	54 56				
						287	H ETSU	66 72				
						288	H Eastern Ky.	60 61				
						300	H Ga. Southern	62 52				
						342	A Western Caro.	40 51				
						342	H Western Caro.	60 54				
						350	A South Carolina St.	66 55				
LAST 10 Division I												
	133	N	UNC Greensboro	73	75		209	A	Chattanooga	52	58	
	209	N	Chattanooga	63	55		158	H	Samford	54	60	
	133	H	UNC Greensboro	50	60		197	H	Furman	61	55	
	342	H	Western Caro.	60	54		272	H	Wofford	54	53	
	287	A	ETSU	54	56		342	A	Western Caro.	40	51	

Non-Div I Games: LaGrange 74 47

Mercer

■ Loss, 
■ Non-Conf, 
■ S Site, 
■ H Home 
■ A Away 
N Neutral

Average RPI Win: 282		WON-LOST	WINNING	LAST 10	STRENGTH OF	OPP. STRENGTH	TEAM	ADJ.	CONF.	ADJ CONF.
Average RPI Loss: 182		RECORD	PCT. RANK	GAMES	SCHEDULE	OF SCHEDULE	RPI	RPI	RPI	RPI
DIV. I ONLY		18- 9	74	8-2	329	335	179	179	30	30
DIV. I NON-CONF.		5- 4	140	0	247	221	170	170	30	30
TOTALS	RPI 1-25		RPI 26-50		W-L RECORDS		RPI 51-100		RPI 101-150	RPI 150+
18- 9	0- 0		0- 0		OVERALL		0- 0		2- 5	16- 4
10- 3	0- 0		0- 0		HOME		0- 0		1- 2	9- 1
8- 6	0- 0		0- 0		AWAY		0- 0		1- 3	7- 3
0- 0	0- 0		0- 0		NEUTRAL		0- 0		0- 0	0- 0
5- 4	0- 0		0- 0		NON-CONFERENCE		0- 0		1- 2	4- 2
3- 1	0- 0		0- 0		HOME		0- 0		0- 1	3- 0
2- 3	0- 0		0- 0		AWAY		0- 0		1- 1	1- 2
0- 0	0- 0		0- 0		NEUTRAL		0- 0		0- 0	0- 0
13- 5	0- 0		0- 0		CONFERENCE		0- 0		1- 3	12- 2
7- 2	0- 0		0- 0		HOME		0- 0		1- 1	6- 1
6- 3	0- 0		0- 0		AWAY		0- 0		0- 2	6- 1
0- 0	0- 0		0- 0		NEUTRAL		0- 0		0- 0	0- 0

[illegible]

Non-Div I Games:	Eastern Nazarene	82	50	Fisher	81	42
------------------	------------------	----	----	--------	----	----

Merrimack

Loss, Non-Conf, S Site, H Home A Away N Neutral

RPI	S	Opponent	Score
345	H	Central Conn. St.	56 46

M  
e  
r  
r  
i  
m  
a  
c  
k

M  
e  
r  
r  
i  
m  
a  
c  
k

Merrimack

Average RPI Win:	161	WON-LOST	WINNING	LAST 10	STRENGTH OF	OPP. STRENGTH	TEAM	ADJ.	CONF.	ADJ CONF.
Average RPI Loss:	61	RECORD	PCT. RANK	GAMES	SCHEDULE	OF SCHEDULE	RPI	RPI	RPI	RPI
DIV. I ONLY	15- 15	172	4-6	41	62	116	116	5	5	
DIV. I NON-CONF.	8- 3	68	0	16	126	45	45	4	4	
TOTALS	RPI 1-25	RPI 26-50	W-L RECORDS	RPI 51-100	RPI 101-150	RPI 150+				
15- 15	0- 6	0- 3	OVERALL	3- 3	4- 2	8- 1				
12- 6	0- 5	0- 1	HOME	3- 0	3- 0	6- 0				
2- 8	0- 1	0- 2	AWAY	0- 3	1- 2	1- 0				
1- 1	0- 0	0- 0	NEUTRAL	0- 0	0- 0	1- 1				
8- 3	0- 3	0- 0	NON-CONFERENCE	1- 0	2- 0	5- 0				
7- 2	0- 2	0- 0	HOME	1- 0	2- 0	4- 0				
0- 1	0- 1	0- 0	AWAY	0- 0	0- 0	0- 0				
1- 0	0- 0	0- 0	NEUTRAL	0- 0	0- 0	1- 0				
7- 12	0- 3	0- 3	CONFERENCE	2- 3	2- 2	3- 1				
5- 4	0- 3	0- 1	HOME	2- 0	1- 0	2- 0				
2- 7	0- 0	0- 2	AWAY	0- 3	1- 2	1- 0				
0- 1	0- 0	0- 0	NEUTRAL	0- 0	0- 0	0- 1				

RPI	S	Opponent	Score	RPI	S	Opponent	Score	RPI	S	Opponent	Score	RPI	S	Opponent	Score	Team's RPI: 116
5	H	Louisville	41 87	37	A	Florida St.	61 79	57	A	Boston College	64 75	107	H	Washington St.	74 68	
14	H	Indiana	45 58	37	H	Florida St.	62 73	72	A	Virginia	64 69	110	A	Wake Forest	79 63	
18	H	Oregon St.	53 75	40	A	Virginia Tech	45 69	77	H	IUPUI	74 65	110	H	Wake Forest	59 56	
20	A	DePaul	83 89					81	A	Georgia Tech	54 61	118	A	Notre Dame	53 76	
22	H	NC State	48 50					81	H	Georgia Tech	54 49	137	H	North Florida	78 55	
25	H	Duke	55 74					99	H	Syracuse	77 62	149	A	North Carolina	58 78	
												155	H	Jackson St.	83 68	
												163	H	Binghamton	79 56	
												165	N	N.C. A&T	68 67	
												221	A	Clemson	63 48	
												221	H	Clemson	68 64	
												221	N	Clemson	56 71	
												227	H	Miami (OH)	80 62	
												258	H	UNC Asheville	75 46	
												283	H	Pittsburgh	73 54	
LAST 10 Division I																
221	N	Clemson	56 71	221	A	Clemson	63 48									
283	H	Pittsburgh	73 54	72	A	Virginia	64 69									
110	A	Wake Forest	79 63	25	H	Duke	55 74									
57	A	Boston College	64 75	40	A	Virginia Tech	45 69									
22	H	NC State	48 50	81	H	Georgia Tech	54 49									

Non-Div I Games:

Miami (FL)

■ Loss, 
 ■ Non-Conf, 
 S Site, 
 ■ Home 
 ■ Away 
 N Neutral

Average RPI Win:	251	WON-LOST	WINNING	LAST 10	STRENGTH OF	OPP. STRENGTH	TEAM	ADJ.	CONF.	ADJ CONF.
Average RPI Loss:	106	RECORD	PCT. RANK	GAMES	SCHEDULE	OF SCHEDULE	RPI	RPI	RPI	RPI
DIV. I ONLY	10- 18	261	3-7	186	109	227	227	10	10	
DIV. I NON-CONF.	6- 5	151	0	273	183	154	154	10	10	
TOTALS	RPI 1-25	RPI 26-50	W-L RECORDS	RPI 51-100	RPI 101-150	RPI 150+				
10- 18	0- 3	0- 1	OVERALL	0- 5	1- 4	9- 5				
5- 6	0- 1	0- 0	HOME	0- 2	1- 1	4- 2				
4- 11	0- 2	0- 1	AWAY	0- 3	0- 2	4- 3				
1- 1	0- 0	0- 0	NEUTRAL	0- 0	0- 1	1- 0				
6- 5	0- 1	0- 1	NON-CONFERENCE	0- 1	0- 2	6- 0				
2- 0	0- 0	0- 0	HOME	0- 0	0- 0	2- 0				
3- 4	0- 1	0- 1	AWAY	0- 1	0- 1	3- 0				
1- 1	0- 0	0- 0	NEUTRAL	0- 0	0- 1	1- 0				
4- 13	0- 2	0- 0	CONFERENCE	0- 4	1- 2	3- 5				
3- 6	0- 1	0- 0	HOME	0- 2	1- 1	2- 2				
1- 7	0- 1	0- 0	AWAY	0- 2	0- 1	1- 3				
0- 0	0- 0	0- 0	NEUTRAL	0- 0	0- 0	0- 0				

RPI 1-25				RPI 26-50				RPI 51-100				RPI 101+ Team's RPI: 227			
RPI	S	Opponent	Score	RPI	S	Opponent	Score	RPI	S	Opponent	Score	RPI	S	Opponent	Score
16	A	Central Mich.	70 76	45	A	Bradley	68 79	71	A	Ball St.	63 80	103	N	Liberty	53 65
16	H	Central Mich.	87 99					76	A	Cincinnati	68 98	116	A	Miami (FL)	62 80
20	A	DePaul	79 98					88	H	Ohio	70 84	121	A	Buffalo	72 88
								98	A	Kent St.	75 80	121	H	Buffalo	72 86
								98	H	Kent St.	75 78	134	H	Western Mich.	70 67
												156	A	Akron	62 70
												156	H	Akron	62 75
												159	H	Toledo	92 83
												183	A	Eastern Mich.	53 80
												184	A	Northern Ill.	84 86
												184	H	Northern Ill.	66 64
												241	A	Bowling Green	80 59
												241	H	Bowling Green	69 82
												251	A	South Alabama	76 73
												283	A	Pittsburgh	80 71
												288	A	Eastern Ky.	75 57
												301	N	Prairie View	65 52
												331	H	Evansville	72 64
												341	H	UIC	85 35
LAST 10 Division I															
241	H	Bowling Green	69 82	184	A	Northern Ill.	84 86								
156	H	Akron	62 75	16	H	Central Mich.	87 99								
121	A	Buffalo	72 88	159	H	Toledo	92 83								
98	A	Kent St.	75 80	134	H	Western Mich.	70 67								
88	H	Ohio	70 84	241	A	Bowling Green	80 59								

Non-Div I Games: Tiffin 83 51

Miami (OH)

Loss, Non-Conf, S Site, H Home A Away N Neutral





Average RPI Win:	158	WON-LOST	WINNING	LAST 10	STRENGTH OF	OPP. STRENGTH	TEAM	ADJ.	CONF.	ADJ CONF.
Average RPI Loss:	46	RECORD	PCT. RANK	GAMES	SCHEDULE	OF SCHEDULE	RPI	RPI	RPI	RPI
DIV. I ONLY	16- 14	157	5-5	74	7	102	102	2	2	
DIV. I NON-CONF.	7- 4	100	0	283	50	174	174	2	2	
TOTALS	RPI 1-25	RPI 26-50	W-L RECORDS	RPI 51-100	RPI 101-150	RPI 150+				
16- 14	1- 5	3- 6	OVERALL	3- 2	2- 0	7- 1				
11- 3	1- 1	1- 2	HOME	2- 0	1- 0	6- 0				
4- 7	0- 4	2- 2	AWAY	0- 0	1- 0	1- 1				
1- 4	0- 0	0- 2	NEUTRAL	1- 2	0- 0	0- 0				
7- 4	0- 0	0- 2	NON-CONFERENCE	1- 2	1- 0	5- 0				
5- 0	0- 0	0- 0	HOME	0- 0	0- 0	5- 0				
1- 1	0- 0	0- 1	AWAY	0- 0	1- 0	0- 0				
1- 3	0- 0	0- 1	NEUTRAL	1- 2	0- 0	0- 0				
9- 10	1- 5	3- 4	CONFERENCE	2- 0	1- 0	2- 1				
6- 3	1- 1	1- 2	HOME	2- 0	1- 0	1- 0				
3- 6	0- 4	2- 1	AWAY	0- 0	0- 0	1- 1				
0- 1	0- 0	0- 1	NEUTRAL	0- 0	0- 0	0- 0				

RPI 1-25				RPI 26-50				RPI 51-100				RPI 101+ Team's RPI: 102			
RPI	S	Opponent	Score	RPI	S	Opponent	Score	RPI	S	Opponent	Score	RPI	S	Opponent	Score
3	A	Maryland	53 94	28	A	Michigan	69 89	56	N	West Virginia	57 63	118	A	Notre Dame	72 69
11	A	Northwestern	55 85	28	H	Michigan	57 65	75	N	Kansas St.	65 60	146	H	Wisconsin	69 52
11	H	Northwestern	48 76	36	N	LSU	56 58	89	H	Nebraska	78 70	183	H	Eastern Mich.	85 50
14	A	Indiana	67 79	37	A	Florida St.	68 78	92	H	Minnesota	66 54	204	A	Illinois	72 58
15	A	Iowa	57 74	44	A	Purdue	65 63	99	N	Syracuse	63 77	216	A	Penn St.	73 86
19	H	Ohio St.	68 65	44	H	Purdue	66 76					216	H	Penn St.	99 80
				44	N	Purdue	63 72					282	H	Morehead St.	93 48
				47	A	Rutgers	66 55					284	H	Oakland	76 56
				47	H	Rutgers	57 53					332	H	Detroit Mercy	110 52
LAST 10 Division I															
				44	N	Purdue	63 72	92	H	Minnesota	66 54				
				216	H	Penn St.	99 80	47	H	Rutgers	57 53				
				204	A	Illinois	72 58	11	A	Northwestern	55 85				
				28	H	Michigan	57 65	3	A	Maryland	53 94				
				44	A	Purdue	65 63	44	H	Purdue	66 76				

Non-Div I Games:

Michigan St.

■ Loss, 
 ■ Non-Conf, 
 ■ S Site, 
 ■ H Home 
 ■ A Away 
 N Neutral

## Middle Tenn.

Through Games Of March 6, 2020

Average RPI Win:	182	WON-LOST	WINNING	LAST 10	STRENGTH OF	OPP. STRENGTH	TEAM	ADJ.	CONF.	ADJ CONF.
Average RPI Loss:	68	RECORD	PCT. RANK	GAMES	SCHEDULE	OF SCHEDULE	RPI	RPI	RPI	RPI
DIV. I ONLY	20- 9	65	8-2	63	103	51	51	13	13	
DIV. I NON-CONF.	8- 4	90	0	46	23	55	55	16	16	
TOTALS	RPI 1-25	RPI 26-50	W-L RECORDS	RPI 51-100	RPI 101-150	RPI 150+				
20- 9	1- 2	1- 3	OVERALL	2- 2	2- 1	14- 1				
12- 3	1- 1	1- 1	HOME	2- 0	0- 1	8- 0				
7- 4	0- 0	0- 1	AWAY	0- 2	1- 0	6- 1				
1- 2	0- 1	0- 1	NEUTRAL	0- 0	1- 0	0- 0				
8- 4	1- 2	0- 1	NON-CONFERENCE	1- 1	1- 0	5- 0				
5- 1	1- 1	0- 0	HOME	1- 0	0- 0	3- 0				
2- 1	0- 0	0- 0	AWAY	0- 1	0- 0	2- 0				
1- 2	0- 1	0- 1	NEUTRAL	0- 0	1- 0	0- 0				
12- 5	0- 0	1- 2	CONFERENCE	1- 1	1- 1	9- 1				
7- 2	0- 0	1- 1	HOME	1- 0	0- 1	5- 0				
5- 3	0- 0	0- 1	AWAY	0- 1	1- 0	4- 1				
0- 0	0- 0	0- 0	NEUTRAL	0- 0	0- 0	0- 0				

RPI 1-25				RPI 26-50				RPI 51-100 Team's RPI: 51				RPI 101+			
RPI	S	Opponent	Score	RPI	S	Opponent	Score	RPI	S	Opponent	Score	RPI	S	Opponent	Score
10	N	Gonzaga	50 62	27	A	Western Ky.	63 71	52	H	Charlotte	83 59	104	A	UAB	62 52
21	H	TCU	82 70	27	H	Western Ky.	108 103	55	A	Belmont	57 68	104	H	UAB	59 61
23	H	Kentucky	52 67	32	H	Old Dominion	56 67	59	A	Rice	60 77	111	N	Auburn	73 50
				38	N	Arizona St.	60 61	96	H	VCU	86 63	162	A	Tulane	64 62
												197	H	Furman	78 62
												198	H	Fla. Atlantic	81 66
												203	A	Southern Miss.	77 69
												207	H	Tennessee Tech	64 58
												208	A	UTEP	92 80
												208	H	UTEP	76 60
												237	A	East Carolina	68 66
												240	A	Marshall	75 55
												245	A	North Texas	80 60
												245	H	North Texas	74 63
												256	H	Lipscomb	70 49
												267	A	Louisiana Tech	60 78
												305	H	FIU	72 56
												316	H	UTSA	69 48
LAST 10 Division I															
245	H	North Texas	74 63	59	A	Rice	60 77	245	A	North Texas	80 60	316	H	UTSA	69 48
27	H	Western Ky.	108 103	245	A	North Texas	80 60	208	H	UTEP	76 60	203	A	Southern Miss.	77 69
208	A	UTEP	92 80	316	H	UTSA	69 48								
104	H	UAB	59 61	208	H	UTEP	76 60								
104	A	UAB	62 52	203	A	Southern Miss.	77 69								

Non-Div I Games:

Middle Tenn.

■ Loss, 
 ■ Non-Conf, S Site, 
 ■ Home 
 ■ Away 
 N Neutral

## Milwaukee

Through Games Of March 6, 2020

Average RPI Win:	256	WON-LOST	WINNING	LAST 10	STRENGTH OF	OPP. STRENGTH	TEAM	ADJ.	CONF.	ADJ CONF.
Average RPI Loss:	136	RECORD	PCT. RANK	GAMES	SCHEDULE	OF SCHEDULE	RPI	RPI	RPI	RPI
DIV. I ONLY	14- 16	191	8-2	219	222	217	217	22	22	
DIV. I NON-CONF.	2- 8	295	0	186	37	300	300	22	22	
TOTALS	RPI 1-25	RPI 26-50	W-L RECORDS	RPI 51-100	RPI 101-150	RPI 150+				
14- 16	0- 1	0- 2	OVERALL	0- 3	1- 3	13- 7				
10- 5	0- 0	0- 1	HOME	0- 1	1- 0	9- 3				
4- 11	0- 1	0- 1	AWAY	0- 2	0- 3	4- 4				
0- 0	0- 0	0- 0	NEUTRAL	0- 0	0- 0	0- 0				
2- 8	0- 1	0- 2	NON-CONFERENCE	0- 1	0- 2	2- 2				
2- 3	0- 0	0- 1	HOME	0- 0	0- 0	2- 2				
0- 5	0- 1	0- 1	AWAY	0- 1	0- 2	0- 0				
0- 0	0- 0	0- 0	NEUTRAL	0- 0	0- 0	0- 0				
12- 8	0- 0	0- 0	CONFERENCE	0- 2	1- 1	11- 5				
8- 2	0- 0	0- 0	HOME	0- 1	1- 0	7- 1				
4- 6	0- 0	0- 0	AWAY	0- 1	0- 1	4- 4				
0- 0	0- 0	0- 0	NEUTRAL	0- 0	0- 0	0- 0				

RPI 1-25				RPI 26-50				RPI 51-100				RPI 101+ Team's RPI: 217			
RPI	S	Opponent	Score	RPI	S	Opponent	Score	RPI	S	Opponent	Score	RPI	S	Opponent	Score
20	A	DePaul	65 94	29	H	Marquette	56 78	77	A	IUPUI	53 60	108	A	Columbia	46 74
				44	A	Purdue	55 68	77	H	IUPUI	52 75	120	A	Green Bay	48 61
								92	A	Minnesota	61 77	120	H	Green Bay	65 60
												146	A	Wisconsin	40 71
												167	A	Wright St.	77 67
												167	H	Wright St.	60 58
												174	A	Northern Ky.	37 61
												174	A	Northern Ky.	58 78
												174	H	Northern Ky.	49 61
												184	H	Northern Ill.	78 65
												190	A	Cleveland St.	49 58
												190	H	Cleveland St.	61 57
												219	H	North Dakota	58 66
												241	H	Bowling Green	51 63
												259	A	Youngstown St.	74 62
												259	H	Youngstown St.	59 54
												284	A	Oakland	62 78
												284	H	Oakland	74 67
												284	H	Oakland	73 65
												328	H	Ark.-Pine Bluff	69 55
												332	A	Detroit Mercy	63 48
												332	H	Detroit Mercy	76 51
												341	A	UIC	66 60
												341	H	UIC	71 55
LAST 10 Division I															
				174	A	Northern Ky.	58 78	77	A	IUPUI	53 60				
				284	H	Oakland	73 65	332	H	Detroit Mercy	76 51				
				190	H	Cleveland St.	61 57	284	H	Oakland	74 67				
				259	H	Youngstown St.	59 54	120	H	Green Bay	65 60				
				341	A	UIC	66 60	167	A	Wright St.	77 67				

Non-Div I Games: Wis.-Parkside 84 77

Milwaukee

■ Loss, 
 ■ Non-Conf, S Site, 
 ■ Home 
 ■ Away 
 N Neutral

Average RPI Win:	153	WON-LOST	WINNING	LAST 10	STRENGTH OF	OPP. STRENGTH	TEAM	ADJ.	CONF.	ADJ CONF.
Average RPI Loss:	47	RECORD	PCT. RANK	GAMES	SCHEDULE	OF SCHEDULE	RPI	RPI	RPI	RPI
DIV. I ONLY	16- 15	170	3-7	34	12	92	92	2	2	
DIV. I NON-CONF.	10- 1	20	0	78	162	24	24	2	2	
TOTALS	RPI 1-25	RPI 26-50	W-L RECORDS	RPI 51-100	RPI 101-150	RPI 150+				
16- 15	0- 10	3- 1	OVERALL	2- 1	4- 2	7- 1				
9- 8	0- 6	2- 1	HOME	2- 0	1- 1	4- 0				
6- 6	0- 3	1- 0	AWAY	0- 1	3- 1	2- 1				
1- 1	0- 1	0- 0	NEUTRAL	0- 0	0- 0	1- 0				
10- 1	0- 1	1- 0	NON-CONFERENCE	1- 0	3- 0	5- 0				
7- 1	0- 1	1- 0	HOME	1- 0	1- 0	4- 0				
3- 0	0- 0	0- 0	AWAY	0- 0	2- 0	1- 0				
0- 0	0- 0	0- 0	NEUTRAL	0- 0	0- 0	0- 0				
6- 14	0- 9	2- 1	CONFERENCE	1- 1	1- 2	2- 1				
2- 7	0- 5	1- 1	HOME	1- 0	0- 1	0- 0				
3- 6	0- 3	1- 0	AWAY	0- 1	1- 1	1- 1				
1- 1	0- 1	0- 0	NEUTRAL	0- 0	0- 0	1- 0				

RPI 1-25				RPI 26-50				RPI 51-100				Team's RPI: 92	RPI 101+			
RPI	S	Opponent	Score	RPI	S	Opponent	Score	RPI	S	Opponent	Score		RPI	S	Opponent	Score
3	H	Maryland	44 99	28	H	Michigan	52 77	62	H	Montana St.	71 60		102	A	Michigan St.	54 66
8	H	Missouri St.	69 77	38	H	Arizona St.	80 66	89	A	Nebraska	58 72		118	A	Notre Dame	75 67
11	H	Northwestern	54 56	44	A	Purdue	72 59	89	H	Nebraska	67 61		125	H	Lehigh	77 49
14	A	Indiana	52 65	47	H	Rutgers	73 71						144	A	George Washington	83 50
14	H	Indiana	69 75										146	A	Wisconsin	73 64
15	A	Iowa	82 90										146	H	Wisconsin	62 72
15	H	Iowa	75 76										153	H	UC Davis	76 67
19	A	Ohio St.	76 99										201	A	American	70 53
19	H	Ohio St.	63 66										204	A	Illinois	71 74
19	N	Ohio St.	56 77										216	A	Penn St.	81 74
													216	N	Penn St.	85 65
													217	H	Milwaukee	77 61
													307	H	Vermont	90 58
													323	H	Bryant	101 56
LAST 10 Division I																
19	N	Ohio St.	56 77	102	A	Michigan St.	54 66									
216	N	Penn St.	85 65	19	A	Ohio St.	76 99									
3	H	Maryland	44 99	28	H	Michigan	52 77									
15	A	Iowa	82 90	146	A	Wisconsin	73 64									
14	H	Indiana	69 75	47	H	Rutgers	73 71									

Non-Div I Games:

Minnesota

■ Loss, 
 ■ Non-Conf, 
 ■ S Site, 
 ■ H Home 
 ■ A Away 
 N Neutral

## Mississippi St.

## Through Games Of March 6, 2020

Average RPI Win:	120	WON-LOST	WINNING	LAST 10	STRENGTH OF	OPP. STRENGTH	TEAM	ADJ.	CONF.	ADJ CONF.
Average RPI Loss:	31	RECORD	PCT. RANK	GAMES	SCHEDULE	OF SCHEDULE	RPI	RPI	RPI	RPI
DIV. I ONLY	26- 5	21	8-2	24	29	13	13	4	4	
DIV. I NON-CONF.	12- 2	28	0	32	54	11	11	5	5	
TOTALS	RPI 1-25	RPI 26-50	W-L RECORDS	RPI 51-100	RPI 101-150	RPI 150+				
26- 5	1- 3	6- 0	OVERALL	5- 2	5- 0	9- 0				
12- 2	1- 0	4- 0	HOME	1- 2	2- 0	4- 0				
9- 2	0- 2	1- 0	AWAY	2- 0	2- 0	4- 0				
5- 1	0- 1	1- 0	NEUTRAL	2- 0	1- 0	1- 0				
12- 2	0- 1	3- 0	NON-CONFERENCE	2- 1	1- 0	6- 0				
5- 1	0- 0	2- 0	HOME	0- 1	0- 0	3- 0				
3- 0	0- 0	1- 0	AWAY	0- 0	0- 0	2- 0				
4- 1	0- 1	0- 0	NEUTRAL	2- 0	1- 0	1- 0				
14- 3	1- 2	3- 0	CONFERENCE	3- 1	4- 0	3- 0				
7- 1	1- 0	2- 0	HOME	1- 1	2- 0	1- 0				
6- 2	0- 2	0- 0	AWAY	2- 0	2- 0	2- 0				
1- 0	0- 0	1- 0	NEUTRAL	0- 0	0- 0	0- 0				

RPI 1-25				RPI 26-50				RPI 51-100				RPI 101+			
RPI	S	Opponent	Score	RPI	S	Opponent	Score	RPI	S	Opponent	Score	RPI	S	Opponent	Score
1	A	South Carolina	79 81	29	A	Marquette	74 68	56	H	West Virginia	65 71	111	A	Auburn	92 85
7	N	Stanford	62 67	31	H	Arkansas	92 83	60	A	Georgia	73 66	111	H	Auburn	78 73
17	H	Texas A&M	69 57	36	H	LSU	64 60	60	H	Georgia	67 53	120	N	Green Bay	83 58
23	A	Kentucky	62 73	36	N	LSU	79 49	63	A	Tennessee	72 55	126	A	Vanderbilt	68 52
				42	H	UT Martin	82 46	67	H	Alabama	64 66	135	H	Florida	93 47
				43	H	Troy	122 82	69	N	South Fla.	86 61	155	A	Jackson St.	92 53
								72	N	Virginia	72 59	170	A	Missouri	79 64
												195	A	Louisiana	64 48
												200	H	Little Rock	89 50
												203	H	Southern Miss.	91 58
												215	N	San Francisco	73 38
												235	H	Murray St.	124 43
												296	A	Ole Miss	84 59
												296	H	Ole Miss	80 39
LAST 10 Division I															
				36	N	LSU	79 49	23	A	Kentucky	62 73				
				296	A	Ole Miss	84 59	17	H	Texas A&M	69 57				
				31	H	Arkansas	92 83	63	A	Tennessee	72 55				
				67	H	Alabama	64 66	60	H	Georgia	67 53				
				111	A	Auburn	92 85	111	H	Auburn	78 73				

Non-Div I Games:

Mississippi St.

■ Loss, 
 ■ Non-Conf, 
 ■ S Site, 
 ■ H Home 
 ■ A Away 
 N Neutral

Average RPI Win: 343		WON-LOST	WINNING	LAST 10	STRENGTH OF	OPP. STRENGTH	TEAM	ADJ.	CONF.	ADJ CONF.
Average RPI Loss: 249		RECORD	PCT. RANK	GAMES	SCHEDULE	OF SCHEDULE	RPI	RPI	RPI	RPI
DIV. I ONLY		2- 26	349	1-9	350	351	351	351	32	32
DIV. I NON-CONF.		1- 10	329	0	339	336	350	350	31	31
TOTALS	RPI 1-25		RPI 26-50		W-L RECORDS		RPI 51-100		RPI 101-150	RPI 150+
2- 26	0- 0		0- 0		OVERALL		0- 0		0- 3	2- 23
2- 10	0- 0		0- 0		HOME		0- 0		0- 1	2- 9
0- 15	0- 0		0- 0		AWAY		0- 0		0- 2	0- 13
0- 1	0- 0		0- 0		NEUTRAL		0- 0		0- 0	0- 1
1- 10	0- 0		0- 0		NON-CONFERENCE		0- 0		0- 1	1- 9
1- 2	0- 0		0- 0		HOME		0- 0		0- 0	1- 2
0- 7	0- 0		0- 0		AWAY		0- 0		0- 1	0- 6
0- 1	0- 0		0- 0		NEUTRAL		0- 0		0- 0	0- 1
1- 16	0- 0		0- 0		CONFERENCE		0- 0		0- 2	1- 14
1- 8	0- 0		0- 0		HOME		0- 0		0- 1	1- 7
0- 8	0- 0		0- 0		AWAY		0- 0		0- 1	0- 7
0- 0	0- 0		0- 0		NEUTRAL		0- 0		0- 0	0- 0

[illegible]

Non-Div I Games:

Mississippi Val.

Loss, Non-Conf, S Site, H Home A Away N Neutral

M  
i  
s  
s  
i  
s  
s  
i  
p  
p  
i  
V  
a  
l  
.

RPI S Opponent Score  
Mississippi Val.

Through Games Of March 6, 2020

RPI	S	Opponent	Score	
347	H	Grambling	68	57
349	A	La.-Monroe	66	74

M  
i  
s  
s  
i  
s  
s  
i  
p  
p  
i  
V  
a  
l  
.

Mississippi Val.a  
l



Average RPI Win:	<b>193</b>	WON-LOST	WINNING	LAST 10	STRENGTH OF	OPP. STRENGTH	TEAM	ADJ.	CONF.	ADJ CONF.
Average RPI Loss:	<b>77</b>	RECORD	PCT. RANK	GAMES	SCHEDULE	OF SCHEDULE	RPI	RPI	RPI	RPI
DIV. I ONLY	<b>9- 22</b>	<b>293</b>	<b>4-6</b>	<b>25</b>	<b>60</b>	<b>170</b>	<b>170</b>	<b>4</b>	<b>4</b>	
DIV. I NON-CONF.	<b>3- 10</b>	<b>282</b>	<b>0</b>	<b>45</b>	<b>114</b>	<b>241</b>	<b>241</b>	<b>5</b>	<b>5</b>	
TOTALS	RPI 1-25	RPI 26-50	W-L RECORDS	RPI 51-100	RPI 101-150	RPI 150+				
9- 22	0- 6	1- 4	OVERALL	2- 5	1- 4	5- 3				
5- 10	0- 4	1- 1	HOME	1- 2	0- 2	3- 1				
3- 9	0- 2	0- 3	AWAY	1- 2	1- 1	1- 1				
1- 3	0- 0	0- 0	NEUTRAL	0- 1	0- 1	1- 1				
3- 10	0- 2	0- 1	NON-CONFERENCE	1- 2	0- 2	2- 3				
3- 4	0- 1	0- 0	HOME	1- 2	0- 0	2- 1				
0- 4	0- 1	0- 1	AWAY	0- 0	0- 1	0- 1				
0- 2	0- 0	0- 0	NEUTRAL	0- 0	0- 1	0- 1				
6- 12	0- 4	1- 3	CONFERENCE	1- 3	1- 2	3- 0				
2- 6	0- 3	1- 1	HOME	0- 0	0- 2	1- 0				
3- 5	0- 1	0- 2	AWAY	1- 2	1- 0	1- 0				
1- 1	0- 0	0- 0	NEUTRAL	0- 1	0- 0	1- 0				

RPI 1-25				RPI 26-50				RPI 51-100				RPI 101+ Team's RPI: 170			
RPI	S	Opponent	Score	RPI	S	Opponent	Score	RPI	S	Opponent	Score	RPI	S	Opponent	Score
1	H	South Carolina	45 <b>78</b>	30	A	South Dakota	56 <b>72</b>	60	A	Georgia	73 65	111	H	Auburn	82 <b>95</b>
8	A	Missouri St.	72 <b>79</b>	31	A	Arkansas	73 <b>90</b>	63	A	Tennessee	66 <b>77</b>	120	A	Green Bay	64 <b>72</b>
9	H	Princeton	33 <b>68</b>	31	H	Arkansas	81 <b>85</b>	63	N	Tennessee	51 <b>64</b>	126	A	Vanderbilt	78 66
13	H	Mississippi St.	64 <b>79</b>	36	A	LSU	58 <b>66</b>	65	H	UNI	73 <b>78</b>	135	H	Florida	67 <b>75</b>
17	A	Texas A&M	53 <b>72</b>	36	H	LSU	69 65	67	A	Alabama	61 <b>73</b>	149	N	North Carolina	69 <b>82</b>
23	H	Kentucky	47 <b>62</b>					87	H	Saint Louis	83 58	204	H	Illinois	51 <b>58</b>
								89	H	Nebraska	85 <b>90</b>	205	A	UMKC	56 <b>59</b>
												206	H	Western Ill.	97 89
												228	N	New Mexico	68 <b>71</b>
												296	A	Ole Miss	71 57
												296	H	Ole Miss	82 67
												296	N	Ole Miss	64 53
												338	H	SIUE	68 51
LAST 10 Division I															
		63 N Tennessee	51 <b>64</b>			126 A Vanderbilt	78 66								
		296 N Ole Miss	64 53			135 H Florida	67 <b>75</b>								
		67 A Alabama	61 <b>73</b>			36 A LSU	58 <b>66</b>								
		111 H Auburn	82 <b>95</b>			60 A Georgia	73 65								
		296 H Ole Miss	82 67			31 H Arkansas	81 <b>85</b>								

Non-Div I Games:

Missouri

■ Loss, 
 ■ Non-Conf, S Site, 
 ■ Home 
 ■ Away 
 N Neutral

Average RPI Win:	132	WON-LOST	WINNING	LAST 10	STRENGTH OF	OPP. STRENGTH	TEAM	ADJ.	CONF.	ADJ CONF.
Average RPI Loss:	49	RECORD	PCT. RANK	GAMES	SCHEDULE	OF SCHEDULE	RPI	RPI	RPI	RPI
DIV. I ONLY	24- 4	16	9-1	39	75	8	8	8	8	8
DIV. I NON-CONF.	9- 2	37	0	13	18	5	5	7	7	7
TOTALS	RPI 1-25	RPI 26-50	W-L RECORDS	RPI 51-100	RPI 101-150	RPI 150+				
24- 4	2- 2	3- 0	OVERALL	7- 1	3- 1	9- 0				
13- 0	1- 0	1- 0	HOME	3- 0	2- 0	6- 0				
11- 4	1- 2	2- 0	AWAY	4- 1	1- 1	3- 0				
0- 0	0- 0	0- 0	NEUTRAL	0- 0	0- 0	0- 0				
9- 2	0- 2	1- 0	NON-CONFERENCE	4- 0	0- 0	4- 0				
5- 0	0- 0	0- 0	HOME	1- 0	0- 0	4- 0				
4- 2	0- 2	1- 0	AWAY	3- 0	0- 0	0- 0				
0- 0	0- 0	0- 0	NEUTRAL	0- 0	0- 0	0- 0				
15- 2	2- 0	2- 0	CONFERENCE	3- 1	3- 1	5- 0				
8- 0	1- 0	1- 0	HOME	2- 0	2- 0	2- 0				
7- 2	1- 0	1- 0	AWAY	1- 1	1- 1	3- 0				
0- 0	0- 0	0- 0	NEUTRAL	0- 0	0- 0	0- 0				

RPI	S	Opponent	Score	RPI	S	Opponent	Score	RPI	S	Opponent	Score	RPI	S	Opponent	Score
10	A	Gonzaga	52 64	30	A	South Dakota	74 66	65	A	UNI	66 55	101	A	Southern Ill.	68 70
18	A	Oregon St.	69 80	45	A	Bradley	69 66	65	H	UNI	80 66	101	H	Southern Ill.	88 57
24	A	Drake	89 83	45	H	Bradley	90 56	68	A	Illinois St.	66 78	143	A	Valparaiso	81 68
24	H	Drake	69 67					68	H	Illinois St.	87 74	143	H	Valparaiso	85 70
								70	H	A&M-Corpus Christi	79 51	160	H	Wichita St.	68 55
								83	A	Oklahoma	96 90	161	A	Loyola Chicago	74 72
								86	A	Boise St.	72 69	170	H	Missouri	79 72
								92	A	Minnesota	77 69	191	H	Santa Clara	71 64
												205	H	UMKC	83 58
												271	A	Indiana St.	76 55
												271	H	Indiana St.	82 58
												331	A	Evansville	81 55
												331	H	Evansville	76 62
LAST 10 Division I															
143	H	Valparaiso	85 70	101	H	Southern Ill.	88 57								
45	A	Bradley	69 66	24	A	Drake	89 83								
68	A	Illinois St.	66 78	65	A	UNI	66 55								
271	H	Indiana St.	82 58	68	H	Illinois St.	87 74								
331	H	Evansville	76 62	45	H	Bradley	90 56								

Non-Div I Games: William Jewell 111 39

Missouri St.

Average RPI Win:	272	WON-LOST	WINNING	LAST 10	STRENGTH OF	OPP. STRENGTH	TEAM	ADJ.	CONF.	ADJ CONF.
Average RPI Loss:	182	RECORD	PCT. RANK	GAMES	SCHEDULE	OF SCHEDULE	RPI	RPI	RPI	RPI
DIV. I ONLY	8- 20	294	3-7	249	258	298	298	24	24	
DIV. I NON-CONF.	3- 6	235	0	121	195	184	184	25	25	
TOTALS	RPI 1-25	RPI 26-50	W-L RECORDS	RPI 51-100	RPI 101-150	RPI 150+				
8- 20	0- 1	0- 2	OVERALL	0- 3	0- 1	8- 13				
4- 7	0- 0	0- 0	HOME	0- 1	0- 0	4- 6				
3- 13	0- 1	0- 2	AWAY	0- 2	0- 1	3- 7				
1- 0	0- 0	0- 0	NEUTRAL	0- 0	0- 0	1- 0				
3- 6	0- 1	0- 2	NON-CONFERENCE	0- 0	0- 1	3- 2				
1- 1	0- 0	0- 0	HOME	0- 0	0- 0	1- 1				
1- 5	0- 1	0- 2	AWAY	0- 0	0- 1	1- 1				
1- 0	0- 0	0- 0	NEUTRAL	0- 0	0- 0	1- 0				
5- 14	0- 0	0- 0	CONFERENCE	0- 3	0- 0	5- 11				
3- 6	0- 0	0- 0	HOME	0- 1	0- 0	3- 5				
2- 8	0- 0	0- 0	AWAY	0- 2	0- 0	2- 6				
0- 0	0- 0	0- 0	NEUTRAL	0- 0	0- 0	0- 0				

RPI	S	Opponent	Score	RPI	S	Opponent	Score	RPI	S	Opponent	Score	RPI	S	Opponent	Score	Team's RPI: 298
9	A	Princeton	40 52	26	A	Arizona	34 86	53	A	Marist	66 76	114	A	San Diego	49 57	
				49	A	Bucknell	37 71	53	H	Marist	53 74	166	H	Lafayette	52 44	
								95	A	Rider	25 48	182	A	Quinnipiac	53 60	
												182	H	Quinnipiac	45 52	
												188	H	Providence	52 68	
												189	A	Manhattan	48 54	
												189	H	Manhattan	62 60	
												231	A	Fairfield	38 49	
												231	H	Fairfield	39 40	
												239	A	Iona	56 50	
												239	H	Iona	33 36	
												270	A	Loyola Maryland	48 64	
												281	A	Siena	39 51	
												281	H	Siena	49 43	
												289	A	Niagara	61 62	
												289	H	Niagara	70 73	
												315	A	Albany (NY)	53 41	
												322	A	Saint Peter's	81 67	
												322	H	Saint Peter's	59 57	
												337	A	Canisius	53 54	
												337	H	Canisius	62 71	
												340	N	Purdue Fort Wayne	60 46	
LAST 10 Division I																
189	A	Manhattan	48 54	239	A	Iona	56 50									
281	H	Siena	49 43	322	H	Saint Peter's	59 57									
337	A	Canisius	53 54	182	H	Quinnipiac	45 52									
289	A	Niagara	61 62	95	A	Rider	25 48									
231	H	Fairfield	39 40	53	H	Marist	53 74									

Non-Div I Games:

Monmouth

Montana

Through Games Of March 6, 2020

Average RPI Win:	246	WON-LOST	WINNING	LAST 10	STRENGTH OF	OPP. STRENGTH	TEAM	ADJ.	CONF.	ADJ CONF.
Average RPI Loss:	124	RECORD	PCT. RANK	GAMES	SCHEDULE	OF SCHEDULE	RPI	RPI	RPI	RPI
DIV. I ONLY	15- 12	142	6-4	169	247	152	152	18	18	
DIV. I NON-CONF.	3- 4	201	0	18	302	105	105	17	17	
TOTALS	RPI 1-25	RPI 26-50	W-L RECORDS	RPI 51-100	RPI 101-150	RPI 150+				
15- 12	0- 0	0- 2	OVERALL	0- 3	1- 1	14- 6				
8- 5	0- 0	0- 1	HOME	0- 2	1- 0	7- 2				
7- 6	0- 0	0- 1	AWAY	0- 1	0- 1	7- 3				
0- 1	0- 0	0- 0	NEUTRAL	0- 0	0- 0	0- 1				
3- 4	0- 0	0- 2	NON-CONFERENCE	0- 1	0- 0	3- 1				
1- 2	0- 0	0- 1	HOME	0- 1	0- 0	1- 0				
2- 1	0- 0	0- 1	AWAY	0- 0	0- 0	2- 0				
0- 1	0- 0	0- 0	NEUTRAL	0- 0	0- 0	0- 1				
12- 8	0- 0	0- 0	CONFERENCE	0- 2	1- 1	11- 5				
7- 3	0- 0	0- 0	HOME	0- 1	1- 0	6- 2				
5- 5	0- 0	0- 0	AWAY	0- 1	0- 1	5- 3				
0- 0	0- 0	0- 0	NEUTRAL	0- 0	0- 0	0- 0				

RPI S	Opponent	Score	RPI S	Opponent	Score	RPI S	Opponent	Score	RPI S	Opponent	Score	Team's RPI: 152
26	H Arizona	42 77	62	A Montana St.	78 92	109	A Idaho	51 52				
30	A South Dakota	64 96	62	H Montana St.	61 66	109	H Idaho	69 60				
			66	H Fresno St.	63 76	173	A Southern Utah	81 84				
						173	H Southern Utah	81 74				
						175	A Northern Ariz.	79 71				
						175	H Northern Ariz.	70 57				
						176	A Idaho St.	59 72				
						176	H Idaho St.	53 67				
						191	N Santa Clara	58 68				
						196	A Portland St.	65 78				
						196	H Portland St.	62 55				
						218	A Cal St. Fullerton	71 69				
						225	A Northern Colo.	70 55				
						225	H Northern Colo.	58 67				
						238	H Grand Canyon	72 67				
						290	A Utah Valley	63 52				
						304	A Sacramento St.	64 60				
						304	H Sacramento St.	90 45				
						312	A Eastern Wash.	77 56				
						312	H Eastern Wash.	92 54				
						326	A Weber St.	78 46				
						326	H Weber St.	85 57				
LAST 10 Division I												
173	A Southern Utah	81 84	176	A Idaho St.	59 72							
225	A Northern Colo.	70 55	326	A Weber St.	78 46							
304	H Sacramento St.	90 45	109	H Idaho	69 60							
175	H Northern Ariz.	70 57	312	A Eastern Wash.	77 56							
62	A Montana St.	78 92	62	H Montana St.	61 66							

Non-Div I Games: Mont. St.-Northern 98 45 Mont. St. Billings 70 53

Montana

Loss, Non-Conf, S Site, H Home A Away N Neutral

Average RPI Win:	221	WON-LOST	WINNING	LAST 10	STRENGTH OF	OPP. STRENGTH	TEAM	ADJ.	CONF.	ADJ CONF.
Average RPI Loss:	77	RECORD	PCT. RANK	GAMES	SCHEDULE	OF SCHEDULE	RPI	RPI	RPI	RPI
DIV. I ONLY	21- 6	30	10-0	164	191	62	62	18	18	
DIV. I NON-CONF.	2- 5	259	0	20	57	140	140	17	17	
TOTALS	RPI 1-25	RPI 26-50	W-L RECORDS	RPI 51-100	RPI 101-150	RPI 150+				
21- 6	0- 2	0- 0	OVERALL	0- 2	1- 1	20- 1				
10- 2	0- 1	0- 0	HOME	0- 0	0- 1	10- 0				
11- 2	0- 0	0- 0	AWAY	0- 2	1- 0	10- 0				
0- 2	0- 1	0- 0	NEUTRAL	0- 0	0- 0	0- 1				
2- 5	0- 2	0- 0	NON-CONFERENCE	0- 2	0- 0	2- 1				
1- 1	0- 1	0- 0	HOME	0- 0	0- 0	1- 0				
1- 2	0- 0	0- 0	AWAY	0- 2	0- 0	1- 0				
0- 2	0- 1	0- 0	NEUTRAL	0- 0	0- 0	0- 1				
19- 1	0- 0	0- 0	CONFERENCE	0- 0	1- 1	18- 0				
9- 1	0- 0	0- 0	HOME	0- 0	0- 1	9- 0				
10- 0	0- 0	0- 0	AWAY	0- 0	1- 0	9- 0				
0- 0	0- 0	0- 0	NEUTRAL	0- 0	0- 0	0- 0				

RPI 1-25				RPI 26-50				RPI 51-100 Team's RPI: 62				RPI 101+			
RPI	S	Opponent	Score	RPI	S	Opponent	Score	RPI	S	Opponent	Score	RPI	S	Opponent	Score
10	H	Gonzaga	55 70					73	A	South Dakota St.	50 60	109	A	Idaho	62 56
17	N	Texas A&M	67 78					92	A	Minnesota	60 71	109	H	Idaho	68 69
												152	A	Montana	66 61
												152	H	Montana	92 78
												153	H	UC Davis	77 65
												160	N	Wichita St.	64 66
												173	A	Southern Utah	81 65
												173	H	Southern Utah	91 65
												175	A	Northern Ariz.	72 64
												175	H	Northern Ariz.	73 71
												176	A	Idaho St.	74 55
												176	H	Idaho St.	67 59
												196	A	Portland St.	73 62
												196	H	Portland St.	98 67
												225	A	Northern Colo.	73 63
												225	H	Northern Colo.	91 58
												304	A	Sacramento St.	85 48
												304	H	Sacramento St.	113 69
												309	A	Seattle U	73 65
												312	A	Eastern Wash.	89 85
												312	H	Eastern Wash.	79 47
												326	A	Weber St.	102 67
												326	H	Weber St.	81 52
LAST 10 Division I															
225	A	Northern Colo.	73 63	196	H	Portland St.	98 67								
173	A	Southern Utah	81 65	326	A	Weber St.	102 67								
175	H	Northern Ariz.	73 71	176	A	Idaho St.	74 55								
304	H	Sacramento St.	113 69	312	H	Eastern Wash.	79 47								
152	H	Montana	92 78	109	A	Idaho	62 56								

Non-Div I Games: Carroll (MT) 67 33 Mont. St.-Northern 93 34

Montana St.

Average RPI Win:	286	WON-LOST	WINNING	LAST 10	STRENGTH OF	OPP. STRENGTH	TEAM	ADJ.	CONF.	ADJ CONF.
Average RPI Loss:	150	RECORD	PCT. RANK	GAMES	SCHEDULE	OF SCHEDULE	RPI	RPI	RPI	RPI
DIV. I ONLY	8- 20	294	2-8	191	239	282	282	20	20	
DIV. I NON-CONF.	2- 8	295	0	60	152	248	248	23	23	
TOTALS	RPI 1-25	RPI 26-50	W-L RECORDS	RPI 51-100	RPI 101-150	RPI 150+				
8- 20	0- 2	0- 2	OVERALL	0- 3	0- 2	8- 11				
5- 8	0- 0	0- 1	HOME	0- 2	0- 0	5- 5				
3- 12	0- 2	0- 1	AWAY	0- 1	0- 2	3- 6				
0- 0	0- 0	0- 0	NEUTRAL	0- 0	0- 0	0- 0				
2- 8	0- 2	0- 1	NON-CONFERENCE	0- 0	0- 2	2- 3				
2- 2	0- 0	0- 0	HOME	0- 0	0- 0	2- 2				
0- 6	0- 2	0- 1	AWAY	0- 0	0- 2	0- 1				
0- 0	0- 0	0- 0	NEUTRAL	0- 0	0- 0	0- 0				
6- 12	0- 0	0- 1	CONFERENCE	0- 3	0- 0	6- 8				
3- 6	0- 0	0- 1	HOME	0- 2	0- 0	3- 3				
3- 6	0- 0	0- 0	AWAY	0- 1	0- 0	3- 5				
0- 0	0- 0	0- 0	NEUTRAL	0- 0	0- 0	0- 0				

RPI 1-25			RPI 26-50			RPI 51-100			RPI 101+			Team's RPI: 282
RPI	S	Opponent	Score	RPI	S	Opponent	Score	RPI	S	Opponent	Score	
4	A	Baylor	47 94	42	H	UT Martin	64 82	55	A	Belmont	62 71	102 A Michigan St. 48 93
23	A	Kentucky	54 79	48	A	Dayton	41 58	55	H	Belmont	56 63	143 A Valparaiso 53 55
								97	H	Southeast Mo. St.	61 67	165 H N.C. A&T 56 74
												169 A Austin Peay 65 70
												185 H Radford 73 62
												199 A Eastern Ill. 62 67
												199 H Eastern Ill. 51 57
												207 A Tennessee Tech 75 82
												207 H Tennessee Tech 55 75
												224 H Stetson 55 58
												235 A Murray St. 75 83
												241 A Bowling Green 65 79
												244 A Jacksonville St. 69 55
												244 H Jacksonville St. 67 48
												269 H Saint Francis (PA) 65 54
												288 A Eastern Ky. 58 64
												288 H Eastern Ky. 47 68
												333 A Tennessee St. 84 47
												333 H Tennessee St. 69 60
												338 A SIUE 63 55
												338 H SIUE 75 69
LAST 10 Division I												
288	A	Eastern Ky.	58 64	288	H	Eastern Ky.	47 68					
169	A	Austin Peay	65 70	199	A	Eastern Ill.	62 67					
333	H	Tennessee St.	69 60	338	A	SIUE	63 55					
55	H	Belmont	56 63	42	H	UT Martin	64 82					
235	A	Murray St.	75 83	97	H	Southeast Mo. St.	61 67					

Non-Div I Games: Asbury 107 55 Midway 107 55

Morehead St.

Loss, Non-Conf, S Site, H Home A Away N Neutral

Average RPI Win:	281	WON-LOST	WINNING	LAST 10	STRENGTH OF	OPP. STRENGTH	TEAM	ADJ.	CONF.	ADJ CONF.
Average RPI Loss:	193	RECORD	PCT. RANK	GAMES	SCHEDULE	OF SCHEDULE	RPI	RPI	RPI	RPI
DIV. I ONLY	14- 13	165	8-2	341	298	230	230	29	29	
DIV. I NON-CONF.	2- 9	304	0	254	203	304	304	29	29	
TOTALS	RPI 1-25	RPI 26-50	W-L RECORDS	RPI 51-100	RPI 101-150	RPI 150+				
14- 13	0- 0	0- 2	OVERALL	0- 2	0- 1	14- 8				
8- 1	0- 0	0- 0	HOME	0- 0	0- 0	8- 1				
6- 10	0- 0	0- 2	AWAY	0- 1	0- 1	6- 6				
0- 2	0- 0	0- 0	NEUTRAL	0- 1	0- 0	0- 1				
2- 9	0- 0	0- 2	NON-CONFERENCE	0- 2	0- 0	2- 5				
1- 0	0- 0	0- 0	HOME	0- 0	0- 0	1- 0				
1- 7	0- 0	0- 2	AWAY	0- 1	0- 0	1- 4				
0- 2	0- 0	0- 0	NEUTRAL	0- 1	0- 0	0- 1				
12- 4	0- 0	0- 0	CONFERENCE	0- 0	0- 1	12- 3				
7- 1	0- 0	0- 0	HOME	0- 0	0- 0	7- 1				
5- 3	0- 0	0- 0	AWAY	0- 0	0- 1	5- 2				
0- 0	0- 0	0- 0	NEUTRAL	0- 0	0- 0	0- 0				

RPI S	Opponent	Score	RPI S	Opponent	Score	RPI S	Opponent	Score	RPI S	Opponent	Score	Team's RPI: 230
28	A Michigan	48 80	29	A Marquette	48 70	82	N Stony Brook	56 63	112	A Bethune-Cookman	65 74	
						89	A Nebraska	55 78	156	N Akron	45 52	
									157	A Norfolk St.	57 64	
									157	H Norfolk St.	73 55	
									165	H N.C. A&T	42 38	
									240	A Marshall	57 52	
									248	H Texas St.	72 62	
									261	A Howard	68 52	
									261	H Howard	74 67	
									277	A Delaware St.	61 69	
									277	H Delaware St.	61 41	
									292	H N.C. Central	86 79	
									293	A UMBC	63 65	
									314	A Omaha	64 70	
									317	A UMES	55 44	
									317	H UMES	61 71	
									322	A Saint Peter's	77 78	
									327	A Hofstra	39 51	
									336	A Coppin St.	47 42	
									336	H Coppin St.	68 42	
									339	A Florida A&M	59 47	
									350	A South Carolina St.	60 47	
									350	H South Carolina St.	77 47	
LAST 10 Division I												
157	H Norfolk St.	73 55	292	H N.C. Central	86 79							
336	H Coppin St.	68 42	317	H UMES	61 71							
277	H Delaware St.	61 41	261	A Howard	68 52							
350	A South Carolina St.	60 47	317	A UMES	55 44							
157	A Norfolk St.	57 64	336	A Coppin St.	47 42							

Non-Div I Games: Washington Adventis84 52 Notre Dame (MD) 113 34

Morgan St.

Loss, Non-Conf, S Site, H Home A Away N Neutral

## Mt. St. Mary's

Through Games Of March 6, 2020

Average RPI Win:	272	WON-LOST	WINNING	LAST 10	STRENGTH OF	OPP. STRENGTH	TEAM	ADJ.	CONF.	ADJ CONF.
Average RPI Loss:	159	RECORD	PCT. RANK	GAMES	SCHEDULE	OF SCHEDULE	RPI	RPI	RPI	RPI
DIV. I ONLY	18- 11	101	8-2	237	304	150	150	30	30	
DIV. I NON-CONF.	4- 7	225	0	109	102	176	176	30	30	
TOTALS	RPI 1-25	RPI 26-50	W-L RECORDS	RPI 51-100	RPI 101-150	RPI 150+				
18- 11	0- 2	0- 1	OVERALL	0- 0	2- 3	16- 5				
8- 4	0- 0	0- 0	HOME	0- 0	0- 2	8- 2				
9- 6	0- 2	0- 1	AWAY	0- 0	1- 0	8- 3				
1- 1	0- 0	0- 0	NEUTRAL	0- 0	1- 1	0- 0				
4- 7	0- 2	0- 1	NON-CONFERENCE	0- 0	1- 2	3- 2				
2- 1	0- 0	0- 0	HOME	0- 0	0- 1	2- 0				
1- 5	0- 2	0- 1	AWAY	0- 0	0- 0	1- 2				
1- 1	0- 0	0- 0	NEUTRAL	0- 0	1- 1	0- 0				
14- 4	0- 0	0- 0	CONFERENCE	0- 0	1- 1	13- 3				
6- 3	0- 0	0- 0	HOME	0- 0	0- 1	6- 2				
8- 1	0- 0	0- 0	AWAY	0- 0	1- 0	7- 1				
0- 0	0- 0	0- 0	NEUTRAL	0- 0	0- 0	0- 0				

RPI	S	Opponent	Score	RPI	S	Opponent	Score	RPI	S	Opponent	Score	RPI	S	Opponent	Score	Team's RPI: 150
14	A	Indiana	52 75	32	A	Old Dominion	34 85					115	A	Robert Morris	62 59	
23	A	Kentucky	44 67									115	H	Robert Morris	52 57	
												122	N	Richmond	75 67	
												125	H	Lehigh	65 66	
												136	N	Hampton	60 68	
												179	A	Merrimack	55 76	
												179	H	Merrimack	62 53	
												185	A	Radford	75 58	
												186	A	Towson	57 73	
												269	A	Saint Francis (PA)	66 55	
												269	H	Saint Francis (PA)	68 44	
												270	H	Loyola Maryland	81 75	
												293	H	UMBC	71 61	
												299	A	Sacred Heart	67 58	
												303	A	Fairleigh Dickinson	69 61	
												303	H	Fairleigh Dickinson	63 66	
												306	A	Wagner	67 52	
												306	H	Wagner	78 63	
												317	A	UMES	76 78	
												321	A	St. Francis Brooklyn	67 62	
												321	H	St. Francis Brooklyn	69 60	
												323	A	Bryant	76 70	
												323	H	Bryant	67 72	
												334	A	LIU Brooklyn	77 57	
												334	H	LIU Brooklyn	75 57	
												345	H	Central Conn. St.	72 64	
LAST 10 Division I																
303	H	Fairleigh Dickinson	63 66	306	A	Wagner	67 52									
115	H	Robert Morris	52 57	269	H	Saint Francis (PA)	68 44									
269	A	Saint Francis (PA)	66 55	334	A	LIU Brooklyn	77 57									
179	H	Merrimack	62 53	321	A	St. Francis Brooklyn	67 62									
115	A	Robert Morris	62 59	299	A	Sacred Heart	67 58									

Non-Div I Games: Frostburg St. 94 40

Mt. St. Mary's

Loss, Non-Conf, S Site, H Home A Away N Neutral



Average RPI Win:	278	WON-LOST	WINNING	LAST 10	STRENGTH OF	OPP. STRENGTH	TEAM	ADJ.	CONF.	ADJ CONF.
Average RPI Loss:	121	RECORD	PCT. RANK	GAMES	SCHEDULE	OF SCHEDULE	RPI	RPI	RPI	RPI
DIV. I ONLY	12- 16	214	4-6	247	194	235	235	20	20	
DIV. I NON-CONF.	5- 4	140	0	305	109	179	179	23	23	
TOTALS	RPI 1-25	RPI 26-50	W-L RECORDS	RPI 51-100	RPI 101-150	RPI 150+				
12- 16	0- 2	0- 3	OVERALL	1- 3	0- 1	11- 7				
8- 4	0- 0	0- 1	HOME	1- 1	0- 0	7- 2				
4- 11	0- 2	0- 1	AWAY	0- 2	0- 1	4- 5				
0- 1	0- 0	0- 1	NEUTRAL	0- 0	0- 0	0- 0				
5- 4	0- 2	0- 0	NON-CONFERENCE	0- 0	0- 1	5- 1				
2- 1	0- 0	0- 0	HOME	0- 0	0- 0	2- 1				
3- 3	0- 2	0- 0	AWAY	0- 0	0- 1	3- 0				
0- 0	0- 0	0- 0	NEUTRAL	0- 0	0- 0	0- 0				
7- 12	0- 0	0- 3	CONFERENCE	1- 3	0- 0	6- 6				
6- 3	0- 0	0- 1	HOME	1- 1	0- 0	5- 1				
1- 8	0- 0	0- 1	AWAY	0- 2	0- 0	1- 5				
0- 1	0- 0	0- 1	NEUTRAL	0- 0	0- 0	0- 0				

RPI 1-25				RPI 26-50				RPI 51-100				RPI 101+ Team's RPI: 235			
RPI	S	Opponent	Score	RPI	S	Opponent	Score	RPI	S	Opponent	Score	RPI	S	Opponent	Score
5	A	Louisville	40 76	42	A	UT Martin	56 98	55	A	Belmont	53 70	101	A	Southern Ill.	66 76
13	A	Mississippi St.	43 124	42	H	UT Martin	64 89	55	H	Belmont	56 86	158	H	Samford	56 84
				42	N	UT Martin	33 88	97	A	Southeast Mo. St.	73 88	169	A	Austin Peay	61 69
								97	H	Southeast Mo. St.	70 62	169	H	Austin Peay	60 88
												199	A	Eastern Ill.	46 66
												199	H	Eastern Ill.	92 87
												207	A	Tennessee Tech	72 77
												244	A	Jacksonville St.	51 68
												246	H	Arkansas St.	77 62
												256	A	Lipscomb	67 57
												271	H	Indiana St.	70 62
												282	H	Morehead St.	83 75
												288	H	Eastern Ky.	66 65
												331	A	Evansville	61 59
												333	A	Tennessee St.	81 96
												333	H	Tennessee St.	100 62
												338	A	SIUE	70 61
												338	H	SIUE	74 60
												351	A	Mississippi Val.	72 66
LAST 10 Division I															
				42	N	UT Martin	33 88	282	H	Morehead St.	83 75				
				169	H	Austin Peay	60 88	169	A	Austin Peay	61 69				
				288	H	Eastern Ky.	66 65	333	A	Tennessee St.	81 96				
				338	A	SIUE	70 61	55	A	Belmont	53 70				
				199	A	Eastern Ill.	46 66	338	H	SIUE	74 60				

Non-Div I Games: Cumberland (TN) 93 60 Christian Bros. 95 59

Murray St.

Loss, Non-Conf, S Site, H Home A Away N Neutral

Average RPI Win:	270	WON-LOST	WINNING	LAST 10	STRENGTH OF	OPP. STRENGTH	TEAM	ADJ.	CONF.	ADJ CONF.
Average RPI Loss:	155	RECORD	PCT. RANK	GAMES	SCHEDULE	OF SCHEDULE	RPI	RPI	RPI	RPI
DIV. I ONLY	17- 9	82	7-3	328	274	165	165	29	29	
DIV. I NON-CONF.	6- 4	123	0	173	64	91	91	29	29	
TOTALS	RPI 1-25	RPI 26-50	W-L RECORDS	RPI 51-100	RPI 101-150	RPI 150+				
17- 9	0- 1	0- 0	OVERALL	1- 1	1- 3	15- 4				
8- 2	0- 0	0- 0	HOME	0- 0	1- 1	7- 1				
8- 6	0- 1	0- 0	AWAY	1- 1	0- 1	7- 3				
1- 1	0- 0	0- 0	NEUTRAL	0- 0	0- 1	1- 0				
6- 4	0- 1	0- 0	NON-CONFERENCE	1- 1	1- 1	4- 1				
2- 0	0- 0	0- 0	HOME	0- 0	1- 0	1- 0				
3- 3	0- 1	0- 0	AWAY	1- 1	0- 0	2- 1				
1- 1	0- 0	0- 0	NEUTRAL	0- 0	0- 1	1- 0				
11- 5	0- 0	0- 0	CONFERENCE	0- 0	0- 2	11- 3				
6- 2	0- 0	0- 0	HOME	0- 0	0- 1	6- 1				
5- 3	0- 0	0- 0	AWAY	0- 0	0- 1	5- 2				
0- 0	0- 0	0- 0	NEUTRAL	0- 0	0- 0	0- 0				

RPI 1-25				RPI 26-50				RPI 51-100				RPI 101+ Team's RPI: 165			
RPI	S	Opponent	Score	RPI	S	Opponent	Score	RPI	S	Opponent	Score	RPI	S	Opponent	Score
22	A	NC State	44 80					60	A	Georgia	54 72	112	A	Bethune-Cookman	50 70
								96	A	VCU	69 58	112	H	Bethune-Cookman	58 69
												116	N	Miami (FL)	67 68
												133	H	UNC Greensboro	57 48
												156	A	Akron	52 64
												157	H	Norfolk St.	53 39
												221	A	Clemson	82 74
												230	A	Morgan St.	38 42
												246	N	Arkansas St.	55 50
												261	H	Howard	60 55
												277	A	Delaware St.	69 45
												277	H	Delaware St.	58 53
												282	A	Morehead St.	74 56
												287	H	ETSU	80 69
												292	A	N.C. Central	52 65
												292	H	N.C. Central	80 86
												317	A	UMES	67 31
												317	H	UMES	72 57
												336	A	Coppin St.	84 38
												339	A	Florida A&M	66 49
												339	H	Florida A&M	71 44
												350	A	South Carolina St.	63 47
												350	H	South Carolina St.	66 55
LAST 10 Division I															
292	A	N.C. Central	52 65	339	A	Florida A&M	66 49								
350	A	South Carolina St.	63 47	112	A	Bethune-Cookman	50 70								
317	H	UMES	72 57	350	H	South Carolina St.	66 55								
261	H	Howard	60 55	157	H	Norfolk St.	53 39								
292	H	N.C. Central	80 86	277	H	Delaware St.	58 53								

Non-Div I Games: Saint Augustine's 75 44 Johnson &amp; Wales (NC121 61

N.C. A&amp;T

■ Loss, 
 ■ Non-Conf, S Site, 
 ■ Home 
 ■ Away 
 N Neutral

WON-LOST				WINNING		LAST 10		STRENGTH OF		OPP. STRENGTH		TEAM		ADJ.		CONF.		ADJ CONF.	
Average RPI Win: 280		WON-LOST		WINNING		LAST 10		STRENGTH OF		OPP. STRENGTH		TEAM		ADJ.		CONF.		ADJ CONF.	
Average RPI Loss: 203		RECORD		PCT. RANK		GAMES		SCHEDULE		OF SCHEDULE		RPI		RPI		RPI		RPI	
DIV. I ONLY		11- 16		228		7-3		340		313		292		292		29		29	
DIV. I NON-CONF.		2- 9		304		0		277		225		320		320		29		29	
TOTALS		RPI 1-25		RPI 26-50		W-L RECORDS		RPI 51-100		RPI 101-150		RPI 150+							
11- 16		0- 1		0- 0		OVERALL		0- 0		1- 4		10- 11							
6- 6		0- 0		0- 0		HOME		0- 0		1- 1		5- 5							
5- 9		0- 1		0- 0		AWAY		0- 0		0- 3		5- 5							
0- 1		0- 0		0- 0		NEUTRAL		0- 0		0- 0		0- 1							
2- 9		0- 1		0- 0		NON-CONFERENCE		0- 0		1- 2		1- 6							
1- 3		0- 0		0- 0		HOME		0- 0		1- 0		0- 3							
1- 5		0- 1		0- 0		AWAY		0- 0		0- 2		1- 2							
0- 1		0- 0		0- 0		NEUTRAL		0- 0		0- 0		0- 1							
9- 7		0- 0		0- 0		CONFERENCE		0- 0		0- 2		9- 5							
5- 3		0- 0		0- 0		HOME		0- 0		0- 1		5- 2							
4- 4		0- 0		0- 0		AWAY		0- 0		0- 1		4- 3							
0- 0		0- 0		0- 0		NEUTRAL		0- 0		0- 0		0- 0							

[illegible]

Non-Div I Games:	Lincoln (PA)	53	68	Washington Adventis	83	48
------------------	--------------	----	----	---------------------	----	----

N.C. Central

Loss, Non-Conf, S Site, H Home A Away N Neutral

Average RPI Win:	134	WON-LOST	WINNING	LAST 10	STRENGTH OF	OPP. STRENGTH	TEAM	ADJ.	CONF.	ADJ CONF.
Average RPI Loss:	65	RECORD	PCT. RANK	GAMES	SCHEDULE	OF SCHEDULE	RPI	RPI	RPI	RPI
DIV. I ONLY	26- 4	12	7-3	79	45	22	22	5	5	
DIV. I NON-CONF.	11- 0	1	0	182	82	18	18	4	4	
TOTALS	RPI 1-25	RPI 26-50	W-L RECORDS	RPI 51-100	RPI 101-150	RPI 150+				
26- 4	2- 2	4- 0	OVERALL	5- 1	4- 1	11- 0				
13- 3	1- 2	2- 0	HOME	2- 1	2- 0	6- 0				
10- 1	1- 0	1- 0	AWAY	2- 0	2- 1	4- 0				
3- 0	0- 0	1- 0	NEUTRAL	1- 0	0- 0	1- 0				
11- 0	1- 0	1- 0	NON-CONFERENCE	0- 0	0- 0	9- 0				
7- 0	1- 0	0- 0	HOME	0- 0	0- 0	6- 0				
2- 0	0- 0	0- 0	AWAY	0- 0	0- 0	2- 0				
2- 0	0- 0	1- 0	NEUTRAL	0- 0	0- 0	1- 0				
15- 4	1- 2	3- 0	CONFERENCE	5- 1	4- 1	2- 0				
6- 3	0- 2	2- 0	HOME	2- 1	2- 0	0- 0				
8- 1	1- 0	1- 0	AWAY	2- 0	2- 1	2- 0				
1- 0	0- 0	0- 0	NEUTRAL	1- 0	0- 0	0- 0				

RPI	S	Opponent	Score	RPI	S	Opponent	Score	RPI	S	Opponent	Score	RPI	S	Opponent	Score
3	H	Maryland	66 59	37	H	Florida St.	68 51	57	A	Boston College	72 54	110	H	Wake Forest	59 45
5	H	Louisville	59 66	40	A	Virginia Tech	71 59	72	A	Virginia	75 64	116	A	Miami (FL)	50 48
25	A	Duke	63 60	40	H	Virginia Tech	76 69	72	H	Virginia	80 60	118	A	Notre Dame	90 56
25	H	Duke	65 70	41	N	Texas	84 73	81	H	Georgia Tech	61 65	149	A	North Carolina	60 66
								81	N	Georgia Tech	57 48	149	H	North Carolina	76 68
								99	H	Syracuse	69 60	165	H	N.C. A&T	80 44
												168	H	Maine	62 34
												177	H	Elon	62 49
												202	A	Saint Mary's (CA)	87 70
												209	H	Chattanooga	74 38
												221	A	Clemson	79 60
												222	A	Hawaii	68 59
												245	N	North Texas	76 65
												260	H	Lamar University	81 40
												265	H	UNCW	80 40
												283	A	Pittsburgh	88 44
LAST 10 Division I															
				81	N	Georgia Tech	57 48	81	H	Georgia Tech	61 65				
				72	A	Virginia	75 64	5	H	Louisville	59 66				
				99	H	Syracuse	69 60	40	A	Virginia Tech	71 59				
				25	H	Duke	65 70	25	A	Duke	63 60				
				116	A	Miami (FL)	50 48	221	A	Clemson	79 60				

Non-Div I Games:

NC State

Average RPI Win:	281	WON-LOST	WINNING	LAST 10	STRENGTH OF	OPP. STRENGTH	TEAM	ADJ.	CONF.	ADJ CONF.
Average RPI Loss:	173	RECORD	PCT. RANK	GAMES	SCHEDULE	OF SCHEDULE	RPI	RPI	RPI	RPI
DIV. I ONLY	4- 25	329	1-9	236	218	329	329	15	15	
DIV. I NON-CONF.	3- 10	282	0	297	327	324	324	14	14	
TOTALS	RPI 1-25	RPI 26-50	W-L RECORDS	RPI 51-100	RPI 101-150	RPI 150+				
4- 25	0- 0	0- 2	OVERALL	0- 2	1- 7	3- 14				
3- 10	0- 0	0- 1	HOME	0- 1	1- 3	2- 5				
1- 15	0- 0	0- 1	AWAY	0- 1	0- 4	1- 9				
0- 0	0- 0	0- 0	NEUTRAL	0- 0	0- 0	0- 0				
3- 10	0- 0	0- 0	NON-CONFERENCE	0- 2	0- 2	3- 6				
2- 3	0- 0	0- 0	HOME	0- 1	0- 1	2- 1				
1- 7	0- 0	0- 0	AWAY	0- 1	0- 1	1- 5				
0- 0	0- 0	0- 0	NEUTRAL	0- 0	0- 0	0- 0				
1- 15	0- 0	0- 2	CONFERENCE	0- 0	1- 5	0- 8				
1- 7	0- 0	0- 1	HOME	0- 0	1- 2	0- 4				
0- 8	0- 0	0- 1	AWAY	0- 0	0- 3	0- 4				
0- 0	0- 0	0- 0	NEUTRAL	0- 0	0- 0	0- 0				

RPI 1-25				RPI 26-50				RPI 51-100				RPI 101+				Team's RPI: 329
RPI	S	Opponent	Score	RPI	S	Opponent	Score	RPI	S	Opponent	Score	RPI	S	Opponent	Score	
				33	A	FGCU	39 82	64	H	Penn	51 85	103	A	Liberty	48 66	
				33	H	FGCU	39 68	91	A	Colorado	57 80	103	H	Liberty	53 67	
												108	A	Columbia	43 99	
												113	H	Colgate	52 79	
												137	A	North Florida	48 71	
												137	H	North Florida	60 56	
												140	A	North Ala.	45 90	
												140	H	North Ala.	55 57	
												151	A	Jacksonville	67 88	
												151	H	Jacksonville	54 66	
												163	A	Binghamton	40 75	
												194	A	Cornell	44 68	
												223	A	Kennesaw St.	62 85	
												223	H	Kennesaw St.	64 77	
												224	A	Stetson	49 72	
												224	H	Stetson	49 68	
												256	A	Lipscomb	66 68	
												256	H	Lipscomb	57 65	
												273	A	Air Force	48 68	
												303	H	Fairleigh Dickinson	59 68	
												306	A	Wagner	59 61	
												307	A	Vermont	59 65	
												321	H	St. Francis Brooklyn	88 69	
												322	H	Saint Peter's	76 73	
												344	A	Hartford	61 52	
LAST 10 Division I																
				140	A	North Ala.	45 90	103	A	Liberty	48 66					
				223	A	Kennesaw St.	62 85	137	H	North Florida	60 56					
				224	H	Stetson	49 68	151	H	Jacksonville	54 66					
				33	H	FGCU	39 68	140	H	North Ala.	55 57					
				256	A	Lipscomb	66 68	224	A	Stetson	49 72					

Non-Div I Games:

NJIT

■ Loss, 
 ■ Non-Conf, 
 ■ S Site, 
 ■ H Home 
 ■ A Away 
 N Neutral

Average RPI Win: <b>220</b>	WON-LOST	WINNING	LAST 10	STRENGTH OF	OPP. STRENGTH	TEAM	ADJ.	CONF.	ADJ CONF.
Average RPI Loss: <b>175</b>	RECORD	PCT. RANK	GAMES	SCHEDULE	OF SCHEDULE	RPI	RPI	RPI	RPI
DIV. I ONLY	<b>6- 22</b>	<b>317</b>	<b>0-10</b>	<b>241</b>	<b>176</b>	<b>319</b>	<b>319</b>	<b>16</b>	<b>16</b>
DIV. I NON-CONF.	<b>4- 6</b>	<b>212</b>	<b>0</b>	<b>322</b>	<b>242</b>	<b>289</b>	<b>289</b>	<b>15</b>	<b>15</b>
TOTALS	RPI 1-25	RPI 26-50	W-L RECORDS	RPI 51-100	RPI 101-150	RPI 150+			
6- 22	0- 0	0- 2	OVERALL	0- 0	1- 8	5- 12			
5- 8	0- 0	0- 1	HOME	0- 0	1- 3	4- 4			
1- 14	0- 0	0- 1	AWAY	0- 0	0- 5	1- 8			
0- 0	0- 0	0- 0	NEUTRAL	0- 0	0- 0	0- 0			
4- 6	0- 0	0- 0	NON-CONFERENCE	0- 0	0- 1	4- 5			
3- 1	0- 0	0- 0	HOME	0- 0	0- 0	3- 1			
1- 5	0- 0	0- 0	AWAY	0- 0	0- 1	1- 4			
0- 0	0- 0	0- 0	NEUTRAL	0- 0	0- 0	0- 0			
2- 16	0- 0	0- 2	CONFERENCE	0- 0	1- 7	1- 7			
2- 7	0- 0	0- 1	HOME	0- 0	1- 3	1- 3			
0- 9	0- 0	0- 1	AWAY	0- 0	0- 4	0- 4			
0- 0	0- 0	0- 0	NEUTRAL	0- 0	0- 0	0- 0			

RPI 1-25				RPI 26-50				RPI 51-100				RPI 101+ Team's RPI: 319			
RPI	S	Opponent	Score	RPI	S	Opponent	Score	RPI	S	Opponent	Score	RPI	S	Opponent	Score
				49	A	Bucknell	65 75					113	A	Colgate	55 80
				49	H	Bucknell	34 61					113	H	Colgate	53 65
												125	A	Lehigh	40 70
												125	H	Lehigh	53 60
												128	A	Holy Cross	43 57
												128	H	Holy Cross	49 58
												131	A	Boston U.	56 71
												131	H	Boston U.	46 41
												149	A	North Carolina	40 80
												166	A	Lafayette	52 79
												166	H	Lafayette	59 62
												168	A	Maine	41 46
												193	H	La Salle	61 46
												201	A	American	42 57
												201	H	American	40 48
												221	A	Clemson	65 52
												223	H	Kennesaw St.	82 62
												231	A	Fairfield	52 66
												232	A	Saint Joseph's	40 49
												249	H	George Mason	58 67
LAST 10 Division I												270	A	Loyola Maryland	54 64
				201	A	American	42 57					270	H	Loyola Maryland	44 50
				166	H	Lafayette	59 62					273	H	Air Force	67 59
				270	A	Loyola Maryland	54 64					278	A	Army West Point	52 62
				278	A	Army West Point	52 62					278	H	Army West Point	57 45
				201	H	American	40 48					307	A	Vermont	56 64

Non-Div I Games: Stevenson 70 36

Navy

■ Loss, 
 ■ Non-Conf, 
 ■ S Site, 
 ■ Home 
 ■ A Away 
 N Neutral

## Nebraska

Through Games Of March 6, 2020

Average RPI Win:	169	WON-LOST	WINNING	LAST 10	STRENGTH OF	OPP. STRENGTH	TEAM	ADJ.	CONF.	ADJ CONF.
Average RPI Loss:	35	RECORD	PCT. RANK	GAMES	SCHEDULE	OF SCHEDULE	RPI	RPI	RPI	RPI
DIV. I ONLY	17- 13	139	2-8	52	27	89	89	2	2	
DIV. I NON-CONF.	10- 1	20	0	217	232	65	65	2	2	
TOTALS	RPI 1-25	RPI 26-50	W-L RECORDS	RPI 51-100	RPI 101-150	RPI 150+				
17- 13	2- 7	1- 4	OVERALL	2- 1	2- 1	10- 0				
13- 4	2- 2	1- 2	HOME	1- 0	1- 0	8- 0				
2- 8	0- 5	0- 1	AWAY	0- 1	1- 1	1- 0				
2- 1	0- 0	0- 1	NEUTRAL	1- 0	0- 0	1- 0				
10- 1	1- 0	0- 1	NON-CONFERENCE	1- 0	0- 0	8- 0				
7- 1	1- 0	0- 1	HOME	0- 0	0- 0	6- 0				
1- 0	0- 0	0- 0	AWAY	0- 0	0- 0	1- 0				
2- 0	0- 0	0- 0	NEUTRAL	1- 0	0- 0	1- 0				
7- 12	1- 7	1- 3	CONFERENCE	1- 1	2- 1	2- 0				
6- 3	1- 2	1- 1	HOME	1- 0	1- 0	2- 0				
1- 8	0- 5	0- 1	AWAY	0- 1	1- 1	0- 0				
0- 1	0- 0	0- 1	NEUTRAL	0- 0	0- 0	0- 0				

RPI	S	Opponent	Score	RPI	S	Opponent	Score	RPI	S	Opponent	Score	RPI	S	Opponent	Score
3	A	Maryland	69 87	28	H	Michigan	74 71	79	N	Southern California	67 54	102	A	Michigan St.	70 78
11	A	Northwestern	56 60	28	N	Michigan	75 81	92	A	Minnesota	61 67	146	A	Wisconsin	72 71
14	A	Indiana	53 81	44	H	Purdue	68 76	92	H	Minnesota	72 58	146	H	Wisconsin	65 50
14	H	Indiana	53 57	46	H	Creighton	74 79					170	A	Missouri	90 85
15	A	Iowa	60 76	47	A	Rutgers	65 69					189	H	Manhattan	71 51
15	H	Iowa	78 69									204	H	Illinois	80 58
19	A	Ohio St.	52 65									210	H	Oral Roberts	77 67
19	H	Ohio St.	74 80									216	H	Penn St.	75 58
25	H	Duke	83 79									230	H	Morgan St.	78 55
												236	H	Southern U.	73 39
												253	H	Alabama A&M	68 46
												299	N	Sacred Heart	72 49
												338	H	SIUE	63 49
LAST 10 Division I															
28	N	Michigan	75 81	216	H	Penn St.	75 58								
14	A	Indiana	53 81	14	H	Indiana	53 57								
204	H	Illinois	80 58	15	A	Iowa	60 76								
19	A	Ohio St.	52 65	19	H	Ohio St.	74 80								
11	A	Northwestern	56 60	92	A	Minnesota	61 67								

Non-Div I Games:

Nebraska

■ Loss, 
 ■ Non-Conf, S Site, 
 ■ Home 
 ■ Away 
 N Neutral

## Nevada

Through Games Of March 6, 2020

Average RPI Win: <b>261</b>	WON-LOST	WINNING	LAST 10	STRENGTH OF	OPP. STRENGTH	TEAM	ADJ.	CONF.	ADJ CONF.
Average RPI Loss: <b>157</b>	RECORD	PCT. RANK	GAMES	SCHEDULE	OF SCHEDULE	RPI	RPI	RPI	RPI
DIV. I ONLY	<b>14- 16</b>	<b>191</b>	<b>5-5</b>	<b>255</b>	<b>217</b>	<b>234</b>	<b>234</b>	<b>17</b>	<b>17</b>
DIV. I NON-CONF.	<b>6- 4</b>	<b>123</b>	<b>0</b>	<b>317</b>	<b>260</b>	<b>217</b>	<b>217</b>	<b>20</b>	<b>20</b>
TOTALS	RPI 1-25	RPI 26-50	W-L RECORDS	RPI 51-100	RPI 101-150	RPI 150+			
14- 16	0- 0	0- 0	OVERALL	0- 6	1- 2	13- 8			
9- 5	0- 0	0- 0	HOME	0- 2	0- 1	9- 2			
3- 10	0- 0	0- 0	AWAY	0- 3	1- 1	2- 6			
2- 1	0- 0	0- 0	NEUTRAL	0- 1	0- 0	2- 0			
6- 4	0- 0	0- 0	NON-CONFERENCE	0- 2	0- 1	6- 1			
4- 1	0- 0	0- 0	HOME	0- 1	0- 0	4- 0			
1- 3	0- 0	0- 0	AWAY	0- 1	0- 1	1- 1			
1- 0	0- 0	0- 0	NEUTRAL	0- 0	0- 0	1- 0			
8- 12	0- 0	0- 0	CONFERENCE	0- 4	1- 1	7- 7			
5- 4	0- 0	0- 0	HOME	0- 1	0- 1	5- 2			
2- 7	0- 0	0- 0	AWAY	0- 2	1- 0	1- 5			
1- 1	0- 0	0- 0	NEUTRAL	0- 1	0- 0	1- 0			

RPI S	Opponent	Score	RPI S	Opponent	Score	RPI S	Opponent	Score	RPI S	Opponent	Score	Team's RPI: 234
						66	A Fresno St.	58 <b>69</b>	106	A Utah	62 <b>68</b>	
						66	N Fresno St.	71 <b>75</b>	148	A San Jose St.	80 76	
						79	A Southern California	47 <b>50</b>	148	H San Jose St.	70 <b>72</b>	
						86	A Boise St.	40 <b>54</b>	164	A Wyoming	59 <b>83</b>	
						86	H Boise St.	72 <b>83</b>	164	H Wyoming	79 <b>84</b>	
						93	H SFA	65 <b>80</b>	196	A Portland St.	75 <b>80</b>	
									202	H Saint Mary's (CA)	78 72	
									220	A UNLV	64 <b>66</b>	
									220	H UNLV	62 59	
									228	A New Mexico	67 <b>87</b>	
									228	H New Mexico	86 78	
									228	N New Mexico	74 64	
									242	A San Diego St.	68 <b>81</b>	
									242	H San Diego St.	70 69	
									273	A Air Force	71 67	
									273	H Air Force	61 <b>68</b>	
									279	H Utah St.	69 60	
									290	A Utah Valley	60 57	
									291	A Colorado St.	70 <b>75</b>	
									291	H Colorado St.	74 63	
									297	N UTRGV	62 57	
									304	H Sacramento St.	83 72	
									310	H Cal Poly	71 40	
									348	H Chicago St.	80 60	
LAST 10 Division I												
						66	N Fresno St.	71 <b>75</b>	228	H New Mexico	86 78	
						228	N New Mexico	74 64	220	H UNLV	62 59	
						242	A San Diego St.	68 <b>81</b>	148	A San Jose St.	80 76	
						164	H Wyoming	79 <b>84</b>	273	A Air Force	71 67	
						66	A Fresno St.	58 <b>69</b>	86	H Boise St.	72 <b>83</b>	

Non-Div I Games: Stanislaus St. 80 62

Nevada

■ Loss, 
 ■ Non-Conf, S Site, 
 ■ Home 
 ■ Away 
 N Neutral



# New Hampshire

Through Games Of March 6, 2020

Average RPI Win:	320	WON-LOST	WINNING	LAST 10	STRENGTH OF	OPP. STRENGTH	TEAM	ADJ.	CONF.	ADJ CONF.
Average RPI Loss:	156	RECORD	PCT. RANK	GAMES	SCHEDULE	OF SCHEDULE	RPI	RPI	RPI	RPI
DIV. I ONLY	9- 19	277	4-6	181	310	262	262	26	26	
DIV. I NON-CONF.	2- 9	304	0	131	244	272	272	27	27	
TOTALS	RPI 1-25	RPI 26-50	W-L RECORDS	RPI 51-100	RPI 101-150	RPI 150+				
9- 19	0- 2	0- 0	OVERALL	0- 2	0- 3	9- 12				
4- 8	0- 0	0- 0	HOME	0- 1	0- 1	4- 6				
5- 11	0- 2	0- 0	AWAY	0- 1	0- 2	5- 6				
0- 0	0- 0	0- 0	NEUTRAL	0- 0	0- 0	0- 0				
2- 9	0- 2	0- 0	NON-CONFERENCE	0- 0	0- 3	2- 4				
1- 3	0- 0	0- 0	HOME	0- 0	0- 1	1- 2				
1- 6	0- 2	0- 0	AWAY	0- 0	0- 2	1- 2				
0- 0	0- 0	0- 0	NEUTRAL	0- 0	0- 0	0- 0				
7- 10	0- 0	0- 0	CONFERENCE	0- 2	0- 0	7- 8				
3- 5	0- 0	0- 0	HOME	0- 1	0- 0	3- 4				
4- 5	0- 0	0- 0	AWAY	0- 1	0- 0	4- 4				
0- 0	0- 0	0- 0	NEUTRAL	0- 0	0- 0	0- 0				

RPI	S	Opponent	Score	RPI	S	Opponent	Score	RPI	S	Opponent	Score	RPI	S	Opponent	Score	Team's RPI: 262
4	A	Baylor	29 97					82	A	Stony Brook	50 52	128	A	Holy Cross	61 82	
9	A	Princeton	37 77					82	H	Stony Brook	44 53	131	H	Boston U.	64 78	
												145	A	Massachusetts	65 67	
												163	A	Binghamton	64 66	
												163	A	Binghamton	42 51	
												163	H	Binghamton	53 63	
												168	A	Maine	50 67	
												168	H	Maine	62 71	
												171	A	Dartmouth	47 66	
												179	A	Merrimack	54 64	
												211	H	Brown	68 76	
												213	A	UMass Lowell	53 58	
												213	H	UMass Lowell	53 66	
												268	H	North Dakota St.	61 67	
												293	A	UMBC	72 63	
												293	H	UMBC	56 51	
												307	A	Vermont	59 51	
												307	H	Vermont	42 44	
												315	A	Albany (NY)	48 47	
												315	H	Albany (NY)	56 53	
												323	A	Bryant	68 56	
												344	A	Hartford	64 55	
												344	H	Hartford	72 71	
												345	H	Central Conn. St.	70 59	
LAST 10 Division I																
163	A	Binghamton	42 51	293	H	UMBC	56 51									
163	A	Binghamton	64 66	307	H	Vermont	42 44									
168	H	Maine	62 71	82	A	Stony Brook	50 52									
315	H	Albany (NY)	56 53	213	H	UMass Lowell	53 66									
344	A	Hartford	64 55	307	A	Vermont	59 51									

Non-Div I Games: Wheaton (MA) 89 44

New Hampshire

Loss, Non-Conf, S Site, H Home A Away N Neutral

## New Mexico

Through Games Of March 6, 2020

Average RPI Win:	239	WON-LOST	WINNING	LAST 10	STRENGTH OF	OPP. STRENGTH	TEAM	ADJ.	CONF.	ADJ CONF.
Average RPI Loss:	157	RECORD	PCT. RANK	GAMES	SCHEDULE	OF SCHEDULE	RPI	RPI	RPI	RPI
DIV. I ONLY	14- 17	201	3-7	220	190	228	228	17	17	
DIV. I NON-CONF.	8- 4	90	0	265	161	169	169	20	20	
TOTALS	RPI 1-25	RPI 26-50	W-L RECORDS	RPI 51-100	RPI 101-150	RPI 150+				
14- 17	0- 0	0- 1	OVERALL	0- 6	0- 2	14- 8				
7- 9	0- 0	0- 0	HOME	0- 3	0- 1	7- 5				
6- 6	0- 0	0- 1	AWAY	0- 2	0- 1	6- 2				
1- 2	0- 0	0- 0	NEUTRAL	0- 1	0- 0	1- 1				
8- 4	0- 0	0- 1	NON-CONFERENCE	0- 2	0- 0	8- 1				
5- 2	0- 0	0- 0	HOME	0- 1	0- 0	5- 1				
2- 1	0- 0	0- 1	AWAY	0- 0	0- 0	2- 0				
1- 1	0- 0	0- 0	NEUTRAL	0- 1	0- 0	1- 0				
6- 13	0- 0	0- 0	CONFERENCE	0- 4	0- 2	6- 7				
2- 7	0- 0	0- 0	HOME	0- 2	0- 1	2- 4				
4- 5	0- 0	0- 0	AWAY	0- 2	0- 1	4- 2				
0- 1	0- 0	0- 0	NEUTRAL	0- 0	0- 0	0- 1				

RPI S	Opponent	Score	RPI S	Opponent	Score	RPI S	Opponent	Score	RPI S	Opponent	Score	Team's RPI: 228
38	A Arizona St.	47	84	56	N West Virginia	60	73	148	A San Jose St.	85	89	
				66	A Fresno St.	81	84	148	H San Jose St.	80	81	
				66	H Fresno St.	78	84	164	A Wyoming	74	71	
				71	H Ball St.	57	70	164	H Wyoming	66	73	
				86	A Boise St.	82	83	170	N Missouri	71	68	
				86	H Boise St.	76	95	175	H Northern Ariz.	83	76	
								188	H Providence	86	68	
								208	A UTEP	93	78	
								214	H Houston	81	71	
								220	A UNLV	80	64	
								220	H UNLV	51	68	
								234	A Nevada	78	86	
								234	H Nevada	87	67	
								234	N Nevada	64	74	
								242	A San Diego St.	74	75	
								242	H San Diego St.	58	67	
								273	A Air Force	75	53	
								273	H Air Force	66	79	
								279	A Utah St.	54	52	
								291	H Colorado St.	73	62	
								295	H LMU (CA)	72	73	
								308	H UC Riverside	80	70	
								313	A New Mexico St.	86	67	
								313	H New Mexico St.	107	53	
LAST 10 Division I												
				234	N Nevada	64	74	220	A UNLV	80	64	
				279	A Utah St.	54	52	242	H San Diego St.	58	67	
				273	H Air Force	66	79	164	A Wyoming	74	71	
				86	H Boise St.	76	95	66	H Fresno St.	78	84	
				234	A Nevada	78	86	242	A San Diego St.	74	75	

Non-Div I Games: Northern N.M. 92 44

New Mexico

■ Loss, 
 ■ Non-Conf, S Site, 
 ■ Home 
 ■ Away 
 N Neutral

Average RPI Win: 292		WON-LOST	WINNING	LAST 10	STRENGTH OF	OPP. STRENGTH	TEAM	ADJ.	CONF.	ADJ CONF.
Average RPI Loss: 223		RECORD	PCT. RANK	GAMES	SCHEDULE	OF SCHEDULE	RPI	RPI	RPI	RPI
DIV. I ONLY		10- 18	261	4-6	319	334	313	313	31	31
DIV. I NON-CONF.		2- 10	313	0	250	292	325	325	32	32
TOTALS		RPI 1-25	RPI 26-50	W-L RECORDS	RPI 51-100	RPI 101-150	RPI 150+			
10- 18	0- 0		0- 1	OVERALL	0- 1	0- 1	10- 15			
7- 7	0- 0		0- 1	HOME	0- 0	0- 0	7- 6			
3- 9	0- 0		0- 0	AWAY	0- 1	0- 0	3- 8			
0- 2	0- 0		0- 0	NEUTRAL	0- 0	0- 1	0- 1			
2- 10	0- 0		0- 1	NON-CONFERENCE	0- 1	0- 1	2- 7			
1- 5	0- 0		0- 1	HOME	0- 0	0- 0	1- 4			
1- 3	0- 0		0- 0	AWAY	0- 1	0- 0	1- 2			
0- 2	0- 0		0- 0	NEUTRAL	0- 0	0- 1	0- 1			
8- 8	0- 0		0- 0	CONFERENCE	0- 0	0- 0	8- 8			
6- 2	0- 0		0- 0	HOME	0- 0	0- 0	6- 2			
2- 6	0- 0		0- 0	AWAY	0- 0	0- 0	2- 6			
0- 0	0- 0		0- 0	NEUTRAL	0- 0	0- 0	0- 0			

[illegible]

Non-Div I Games:	Western N.M.	75	56
------------------	--------------	----	----

New Mexico St.

Loss, Non-Conf, S Site, H Home A Away N Neutral

NEW ORLEANS				THROUGH GAMES OF MARCH 9, 1910						
Average RPI Win:	273	WON-LOST	WINNING	LAST 10	STRENGTH OF	OPP. STRENGTH	TEAM	ADJ.	CONF.	ADJ CONF.
Average RPI Loss:	129	RECORD	PCT. RANK	GAMES	SCHEDULE	OF SCHEDULE	RPI	RPI	RPI	RPI
DIV. I ONLY	14- 12	147	6-4	234	260	172	172	23	23	
DIV. I NON-CONF.	2- 5	259	0	127	105	209	209	24	24	
-----										
TOTALS	RPI 1-25		RPI 26-50	W-L RECORDS	RPI 51-100	RPI 101-150		RPI 150+		
14- 12	0- 0		0- 3	OVERALL	1- 4	0- 0		13- 5		
8- 3	0- 0		0- 0	HOME	1- 1	0- 0		7- 2		
6- 9	0- 0		0- 3	AWAY	0- 3	0- 0		6- 3		
0- 0	0- 0		0- 0	NEUTRAL	0- 0	0- 0		0- 0		
2- 5	0- 0		0- 3	NON-CONFERENCE	0- 0	0- 0		2- 2		
1- 1	0- 0		0- 0	HOME	0- 0	0- 0		1- 1		
1- 4	0- 0		0- 3	AWAY	0- 0	0- 0		1- 1		
0- 0	0- 0		0- 0	NEUTRAL	0- 0	0- 0		0- 0		
12- 7	0- 0		0- 0	CONFERENCE	1- 4	0- 0		11- 3		
7- 2	0- 0		0- 0	HOME	1- 1	0- 0		6- 1		
5- 5	0- 0		0- 0	AWAY	0- 3	0- 0		5- 2		
0- 0	0- 0		0- 0	NEUTRAL	0- 0	0- 0		0- 0		

RPI 1-25				RPI 26-50				RPI 51-100				RPI 101+				Team's RPI: 172	
RPI	S	Opponent	Score	RPI	S	Opponent	Score	RPI	S	Opponent	Score	RPI	S	Opponent	Score		
				31	A	Arkansas	52 82	70	A	A&M-Corpus Christi	40 43	153	H	Sam Houston St.	46 78		
				36	A	LSU	49 83	70	H	A&M-Corpus Christi	53 83	195	H	Louisiana	60 65		
				50	A	Iowa St.	53 71	90	A	Abilene Christian	62 76	219	H	North Dakota	79 73		
								93	A	SFA	47 59	233	A	Central Ark.	49 37		
								93	H	SFA	53 50	233	H	Central Ark.	85 73		
												248	A	Texas St.	49 51		
												250	A	Southeastern La.	57 73		
												257	A	Nicholls St.	68 70		
												257	H	Nicholls St.	77 65		
												260	A	Lamar University	62 57		
												274	A	Incarnate Word	67 55		
												274	H	Incarnate Word	61 57		
												296	A	Ole Miss	69 64		
												320	H	Houston Baptist	88 84		
												335	A	Northwestern St.	77 63		
												335	H	Northwestern St.	82 76		
												346	A	McNeese	85 59		
												346	H	McNeese	78 59		
EAST 10 Division I																	
				335	H	Northwestern St.	82 76	233	H	Central Ark.	85 73						
				257	A	Nicholls St.	68 70	93	A	SFA	47 59						
				70	A	A&M-Corpus Christi	40 43	320	H	Houston Baptist	88 84						
				346	A	McNeese	85 59	250	A	Southeastern La.	57 73						
				274	H	Incarnate Word	61 57	335	A	Northwestern St.	77 63						

Non-Div I Games:	Pensacola Christian	91	31	Tougaloo	91	69
------------------	---------------------	----	----	----------	----	----

New Orleans

Loss, Non-Conf, S Site, H Home A Away N Neutral

## Niagara

Through Games Of March 6, 2020

Average RPI Win:	302	WON-LOST	WINNING	LAST 10	STRENGTH OF	OPP. STRENGTH	TEAM	ADJ.	CONF.	ADJ CONF.
Average RPI Loss:	175	RECORD	PCT. RANK	GAMES	SCHEDULE	OF SCHEDULE	RPI	RPI	RPI	RPI
DIV. I ONLY	9- 19	277	2-8	260	292	289	289	24	24	
DIV. I NON-CONF.	2- 7	288	0	236	320	293	293	25	25	
TOTALS	RPI 1-25	RPI 26-50	W-L RECORDS	RPI 51-100	RPI 101-150	RPI 150+				
9- 19	0- 0	0- 1	OVERALL	0- 4	0- 2	9- 12				
5- 7	0- 0	0- 0	HOME	0- 2	0- 1	5- 4				
4- 12	0- 0	0- 1	AWAY	0- 2	0- 1	4- 8				
0- 0	0- 0	0- 0	NEUTRAL	0- 0	0- 0	0- 0				
2- 7	0- 0	0- 1	NON-CONFERENCE	0- 0	0- 2	2- 4				
1- 1	0- 0	0- 0	HOME	0- 0	0- 1	1- 0				
1- 6	0- 0	0- 1	AWAY	0- 0	0- 1	1- 4				
0- 0	0- 0	0- 0	NEUTRAL	0- 0	0- 0	0- 0				
7- 12	0- 0	0- 0	CONFERENCE	0- 4	0- 0	7- 8				
4- 6	0- 0	0- 0	HOME	0- 2	0- 0	4- 4				
3- 6	0- 0	0- 0	AWAY	0- 2	0- 0	3- 4				
0- 0	0- 0	0- 0	NEUTRAL	0- 0	0- 0	0- 0				

RPI S	Opponent	Score	RPI S	Opponent	Score	RPI S	Opponent	Score	RPI S	Opponent	Score	Team's RPI: 289
			47 A	Rutgers	37 87	53 A	Marist	57 82	113 A	Colgate	72 85	
						53 H	Marist	67 94	121 H	Buffalo	67 81	
						95 A	Rider	75 79	163 A	Binghamton	55 74	
						95 H	Rider	55 71	182 A	Quinnipiac	61 71	
									182 H	Quinnipiac	76 82	
									189 A	Manhattan	65 68	
									189 H	Manhattan	61 75	
									194 A	Cornell	59 82	
									231 H	Fairfield	65 77	
									239 A	Iona	63 57	
									239 H	Iona	58 70	
									261 A	Howard	42 91	
									281 A	Siena	54 59	
									281 H	Siena	68 61	
									284 H	Oakland	77 63	
									294 A	St. Bonaventure	67 71	
									298 A	Monmouth	73 70	
									298 H	Monmouth	62 61	
									322 A	Saint Peter's	68 64	
									322 H	Saint Peter's	97 89	
									336 A	Coppin St.	82 67	
									337 A	Canisius	56 78	
									337 H	Canisius	81 62	
LAST 10 Division I												
			182 H	Quinnipiac	76 82	322 A	Saint Peter's	68 64				
			337 A	Canisius	56 78	239 H	Iona	58 70				
			189 H	Manhattan	61 75	231 H	Fairfield	65 77				
			298 H	Monmouth	62 61	53 A	Marist	57 82				
			182 A	Quinnipiac	61 71	281 A	Siena	54 59				

Non-Div I Games:

Niagara

■ Loss, 
 ■ Non-Conf, 
 ■ S Site, 
 ■ H Home 
 ■ A Away 
 N Neutral

Average RPI Win:	289	WON-LOST	WINNING	LAST 10	STRENGTH OF	OPP. STRENGTH	TEAM	ADJ.	CONF.	ADJ CONF.
Average RPI Loss:	141	RECORD	PCT. RANK	GAMES	SCHEDULE	OF SCHEDULE	RPI	RPI	RPI	RPI
DIV. I ONLY	11- 16	228	8-2	279	231	257	257	23	23	
DIV. I NON-CONF.	1- 6	318	0	59	40	252	252	24	24	
TOTALS	RPI 1-25	RPI 26-50	W-L RECORDS	RPI 51-100	RPI 101-150	RPI 150+				
11- 16	0- 2	0- 1	OVERALL	0- 4	0- 1	11- 8				
6- 5	0- 0	0- 0	HOME	0- 2	0- 0	6- 3				
5- 10	0- 2	0- 1	AWAY	0- 2	0- 0	5- 5				
0- 1	0- 0	0- 0	NEUTRAL	0- 0	0- 1	0- 0				
1- 6	0- 2	0- 1	NON-CONFERENCE	0- 1	0- 1	1- 1				
1- 0	0- 0	0- 0	HOME	0- 0	0- 0	1- 0				
0- 5	0- 2	0- 1	AWAY	0- 1	0- 0	0- 1				
0- 1	0- 0	0- 0	NEUTRAL	0- 0	0- 1	0- 0				
10- 10	0- 0	0- 0	CONFERENCE	0- 3	0- 0	10- 7				
5- 5	0- 0	0- 0	HOME	0- 2	0- 0	5- 3				
5- 5	0- 0	0- 0	AWAY	0- 1	0- 0	5- 4				
0- 0	0- 0	0- 0	NEUTRAL	0- 0	0- 0	0- 0				

RPI 1-25				RPI 26-50				RPI 51-100				RPI 101+ Team's RPI: 257			
RPI	S	Opponent	Score	RPI	S	Opponent	Score	RPI	S	Opponent	Score	RPI	S	Opponent	Score
14	A	Indiana	47 111	36	A	LSU	32 63	59	A	Rice	47 71	137	N	North Florida	61 64
21	A	TCU	47 72					70	A	A&M-Corpus Christi	49 55	151	A	Jacksonville	55 72
								90	H	Abilene Christian	84 95	153	A	Sam Houston St.	71 87
								93	H	SFA	61 78	153	H	Sam Houston St.	77 80
												172	A	New Orleans	65 77
												172	H	New Orleans	70 68
												233	A	Central Ark.	67 58
												233	H	Central Ark.	46 53
												250	A	Southeastern La.	67 65
												250	H	Southeastern La.	54 49
												260	A	Lamar University	62 60
												260	H	Lamar University	78 84
												274	A	Incarinate Word	51 53
												320	A	Houston Baptist	84 78
												320	H	Houston Baptist	57 53
												335	A	Northwestern St.	54 58
												335	H	Northwestern St.	73 66
												346	A	McNeese	72 53
												346	H	McNeese	79 63
												349	H	La.-Monroe	74 59
LAST 10 Division I															
				346	A	McNeese	72 53					250	H	Southeastern La.	54 49
				172	H	New Orleans	70 68					260	A	Lamar University	62 60
				320	H	Houston Baptist	57 53					153	H	Sam Houston St.	77 80
				233	A	Central Ark.	67 58					93	H	SFA	61 78
				335	H	Northwestern St.	73 66					346	H	McNeese	79 63

Non-Div I Games: Southern-N.O. 94 61 Paul Quinn 101 68

Nicholls St.

■ Loss, 
 ■ Non-Conf, 
 ■ S Site, 
 ■ Home 
 ■ A Away 
 N Neutral

## Norfolk St.

## Through Games Of March 6, 2020

Average RPI Win:	251	WON-LOST	WINNING	LAST 10	STRENGTH OF	OPP. STRENGTH	TEAM	ADJ.	CONF.	ADJ CONF.
Average RPI Loss:	162	RECORD	PCT. RANK	GAMES	SCHEDULE	OF SCHEDULE	RPI	RPI	RPI	RPI
DIV. I ONLY	17- 11	108	6-4	227	321	157	157	29	29	
DIV. I NON-CONF.	5- 7	205	0	86	213	160	160	29	29	
TOTALS	RPI 1-25	RPI 26-50	W-L RECORDS	RPI 51-100	RPI 101-150	RPI 150+				
17- 11	0- 0	0- 0	OVERALL	0- 1	3- 5	14- 5				
9- 4	0- 0	0- 0	HOME	0- 0	1- 2	8- 2				
7- 6	0- 0	0- 0	AWAY	0- 0	1- 3	6- 3				
1- 1	0- 0	0- 0	NEUTRAL	0- 1	1- 0	0- 0				
5- 7	0- 0	0- 0	NON-CONFERENCE	0- 1	2- 4	3- 2				
2- 3	0- 0	0- 0	HOME	0- 0	0- 2	2- 1				
2- 3	0- 0	0- 0	AWAY	0- 0	1- 2	1- 1				
1- 1	0- 0	0- 0	NEUTRAL	0- 1	1- 0	0- 0				
12- 4	0- 0	0- 0	CONFERENCE	0- 0	1- 1	11- 3				
7- 1	0- 0	0- 0	HOME	0- 0	1- 0	6- 1				
5- 3	0- 0	0- 0	AWAY	0- 0	0- 1	5- 2				
0- 0	0- 0	0- 0	NEUTRAL	0- 0	0- 0	0- 0				

RPI S	Opponent	Score	RPI S	Opponent	Score	RPI S	Opponent	Score	RPI S	Opponent	Score	Team's RPI: 157
						56 N	West Virginia	55 72	103 H	Liberty	48 67	
									105 A	William & Mary	56 65	
									112 A	Bethune-Cookman	62 68	
									112 H	Bethune-Cookman	61 51	
									115 H	Robert Morris	62 69	
									122 A	Richmond	69 77	
									136 A	Hampton	77 56	
									137 N	North Florida	57 54	
									151 A	Jacksonville	71 64	
									165 A	N.C. A&T	39 53	
									181 H	High Point	72 58	
									193 H	La Salle	52 55	
									230 A	Morgan St.	55 73	
									230 H	Morgan St.	64 57	
									240 A	Marshall	69 75	
									261 A	Howard	83 80	
									261 H	Howard	69 60	
									275 H	Longwood	49 46	
									277 A	Delaware St.	68 57	
									277 H	Delaware St.	65 57	
									292 A	N.C. Central	83 75	
									317 H	UMES	68 45	
									336 A	Coppin St.	85 48	
									336 H	Coppin St.	55 57	
									339 A	Florida A&M	69 62	
									339 H	Florida A&M	59 51	
LAST 10 Division I												
			230 A	Morgan St.	55 73		336 H	Coppin St.	55 57			
			277 A	Delaware St.	68 57		230 H	Morgan St.	64 57			
			261 H	Howard	69 60		277 H	Delaware St.	65 57			
			112 A	Bethune-Cookman	62 68		292 A	N.C. Central	83 75			
			339 A	Florida A&M	69 62		165 A	N.C. A&T	39 53			

Non-Div I Games: Virginia-Lynchburg 123 48

Norfolk St.

■ Loss, 
 ■ Non-Conf, S Site, 
 ■ Home 
 ■ Away 
 N Neutral

RPI	S	Opponent	Score
350	H	South Carolina St.	76 42

N  
o  
r  
f  
o  
l  
k  
S  
t  
.

N  
o  
r  
f  
o  
l  
k  
S  
t  
.

Norfolk St.



Average RPI Win:	<b>242</b>	WON-LOST	WINNING	LAST 10	STRENGTH OF	OPP. STRENGTH	TEAM	ADJ.	CONF.	ADJ CONF.
Average RPI Loss:	<b>124</b>	RECORD	PCT. RANK	GAMES	SCHEDULE	OF SCHEDULE	RPI	RPI	RPI	RPI
DIV. I ONLY	<b>18- 8</b>	<b>63</b>	<b>6-4</b>	<b>318</b>	<b>193</b>	<b>140</b>	<b>140</b>	<b>15</b>	<b>15</b>	
DIV. I NON-CONF.	<b>7- 3</b>	<b>80</b>	<b>0</b>	<b>342</b>	<b>328</b>	<b>212</b>	<b>212</b>	<b>14</b>	<b>14</b>	
TOTALS	RPI 1-25	RPI 26-50	W-L RECORDS	RPI 51-100	RPI 101-150	RPI 150+				
18- 8	0- 1	1- 2	OVERALL	0- 0	3- 1	14- 4				
8- 2	0- 0	0- 1	HOME	0- 0	2- 0	6- 1				
6- 6	0- 1	1- 1	AWAY	0- 0	1- 1	4- 3				
4- 0	0- 0	0- 0	NEUTRAL	0- 0	0- 0	4- 0				
7- 3	0- 1	0- 1	NON-CONFERENCE	0- 0	0- 0	7- 1				
1- 1	0- 0	0- 0	HOME	0- 0	0- 0	1- 1				
2- 2	0- 1	0- 1	AWAY	0- 0	0- 0	2- 0				
4- 0	0- 0	0- 0	NEUTRAL	0- 0	0- 0	4- 0				
11- 5	0- 0	1- 1	CONFERENCE	0- 0	3- 1	7- 3				
7- 1	0- 0	0- 1	HOME	0- 0	2- 0	5- 0				
4- 4	0- 0	1- 0	AWAY	0- 0	1- 1	2- 3				
0- 0	0- 0	0- 0	NEUTRAL	0- 0	0- 0	0- 0				

RPI 1-25				RPI 26-50				RPI 51-100				RPI 101+ Team's RPI: 140			
RPI	S	Opponent	Score	RPI	S	Opponent	Score	RPI	S	Opponent	Score	RPI	S	Opponent	Score
15	A	Iowa	81 <b>86</b>	33	A	FGCU	61 55					103	A	Liberty	76 71
				33	H	FGCU	63 <b>74</b>					103	H	Liberty	86 75
				50	A	Iowa St.	72 <b>80</b>					137	A	North Florida	65 <b>67</b>
												137	H	North Florida	54 51
												151	A	Jacksonville	56 <b>67</b>
												151	H	Jacksonville	76 65
												158	H	Samford	63 <b>79</b>
												223	A	Kennesaw St.	56 <b>59</b>
												223	H	Kennesaw St.	71 54
												224	A	Stetson	60 <b>69</b>
												224	H	Stetson	68 57
												253	N	Alabama A&M	80 65
												256	A	Lipscomb	84 72
												256	H	Lipscomb	91 58
												276	N	UC Irvine	88 60
												318	A	Alabama St.	81 60
												329	A	NJIT	57 55
												329	H	NJIT	90 45
												333	A	Tennessee St.	88 63
												338	N	SIUE	85 67
												350	N	South Carolina St.	99 46
												351	H	Mississippi Val.	86 60
LAST 10 Division I															
				329	H	NJIT	90 45					256	H	Lipscomb	91 58
				33	A	FGCU	61 55					103	H	Liberty	86 75
				223	H	Kennesaw St.	71 54					329	A	NJIT	57 55
				224	A	Stetson	60 <b>69</b>					151	A	Jacksonville	56 <b>67</b>
				137	A	North Florida	65 <b>67</b>					223	A	Kennesaw St.	56 <b>59</b>

Non-Div I Games: Virginia-Lynchburg 128 26 Oakwood 120 38

North Ala.

■ Loss, 
 ■ Non-Conf, S Site, 
 ■ Home 
 ■ Away 
 N Neutral

# North Carolina

Through Games Of March 6, 2020

Average RPI Win:	194	WON-LOST	WINNING	LAST 10	STRENGTH OF	OPP. STRENGTH	TEAM	ADJ.	CONF.	ADJ CONF.
Average RPI Loss:	58	RECORD	PCT. RANK	GAMES	SCHEDULE	OF SCHEDULE	RPI	RPI	RPI	RPI
DIV. I ONLY	16- 14	157	2-8	156	40	149	149	5	5	
DIV. I NON-CONF.	9- 2	37	0	336	119	161	161	4	4	
TOTALS	RPI 1-25	RPI 26-50	W-L RECORDS	RPI 51-100	RPI 101-150	RPI 150+				
16- 14	1- 4	0- 3	OVERALL	3- 4	2- 3	10- 0				
11- 5	1- 2	0- 1	HOME	1- 2	1- 0	8- 0				
2- 8	0- 2	0- 2	AWAY	2- 2	0- 2	0- 0				
3- 1	0- 0	0- 0	NEUTRAL	0- 0	1- 1	2- 0				
9- 2	0- 0	0- 0	NON-CONFERENCE	0- 2	1- 0	8- 0				
6- 1	0- 0	0- 0	HOME	0- 1	0- 0	6- 0				
0- 1	0- 0	0- 0	AWAY	0- 1	0- 0	0- 0				
3- 0	0- 0	0- 0	NEUTRAL	0- 0	1- 0	2- 0				
7- 12	1- 4	0- 3	CONFERENCE	3- 2	1- 3	2- 0				
5- 4	1- 2	0- 1	HOME	1- 1	1- 0	2- 0				
2- 7	0- 2	0- 2	AWAY	2- 1	0- 2	0- 0				
0- 1	0- 0	0- 0	NEUTRAL	0- 0	0- 1	0- 0				

RPI S	Opponent	Score	RPI S	Opponent	Score	RPI S	Opponent	Score	RPI S	Opponent	Score	Team's RPI: 149
5	H Louisville	67 74	37	A Florida St.	64 78	53	H Yale	63 66	110	A Wake Forest	79 82	
22	A NC State	68 76	40	A Virginia Tech	70 76	57	A Boston College	75 93	110	N Wake Forest	73 83	
22	H NC State	66 60	40	H Virginia Tech	63 72	67	A Alabama	77 83	116	H Miami (FL)	78 58	
25	A Duke	61 71				72	A Virginia	65 47	117	N Temple	71 58	
25	H Duke	54 73				72	H Virginia	78 68	118	A Notre Dame	65 83	
						81	A Georgia Tech	67 60	170	N Missouri	82 69	
						99	H Syracuse	56 74	177	H Elon	76 46	
									204	H Illinois	85 60	
									221	H Clemson	86 72	
									265	N UNCW	85 45	
									283	H Pittsburgh	70 62	
									292	H N.C. Central	92 53	
									319	H Navy	80 40	
									342	H Western Caro.	92 55	
									343	H Charleston So.	85 54	
LAST 10 Division I												
110	N Wake Forest	73 83	99	H Syracuse	56 74							
25	H Duke	54 73	40	H Virginia Tech	63 72							
118	A Notre Dame	65 83	25	A Duke	61 71							
110	A Wake Forest	79 82	221	H Clemson	86 72							
57	A Boston College	75 93	72	H Virginia	78 68							

Non-Div I Games:

North Carolina

Loss, Non-Conf, S Site, H Home A Away N Neutral

# North Dakota

Through Games Of March 6, 2020

Average RPI Win:	273	WON-LOST	WINNING	LAST 10	STRENGTH OF	OPP. STRENGTH	TEAM	ADJ.	CONF.	ADJ CONF.
Average RPI Loss:	149	RECORD	PCT. RANK	GAMES	SCHEDULE	OF SCHEDULE	RPI	RPI	RPI	RPI
DIV. I ONLY	13- 14	183	3-7	285	233	219	219	19	19	
DIV. I NON-CONF.	7- 4	100	0	252	306	125	125	18	18	
TOTALS	RPI 1-25	RPI 26-50	W-L RECORDS	RPI 51-100	RPI 101-150	RPI 150+				
13- 14	0- 0	0- 3	OVERALL	0- 3	1- 0	12- 8				
5- 6	0- 0	0- 1	HOME	0- 2	1- 0	4- 3				
8- 8	0- 0	0- 2	AWAY	0- 1	0- 0	8- 5				
0- 0	0- 0	0- 0	NEUTRAL	0- 0	0- 0	0- 0				
7- 4	0- 0	0- 1	NON-CONFERENCE	0- 1	1- 0	6- 2				
2- 1	0- 0	0- 0	HOME	0- 1	1- 0	1- 0				
5- 3	0- 0	0- 1	AWAY	0- 0	0- 0	5- 2				
0- 0	0- 0	0- 0	NEUTRAL	0- 0	0- 0	0- 0				
6- 10	0- 0	0- 2	CONFERENCE	0- 2	0- 0	6- 6				
3- 5	0- 0	0- 1	HOME	0- 1	0- 0	3- 3				
3- 5	0- 0	0- 1	AWAY	0- 1	0- 0	3- 3				
0- 0	0- 0	0- 0	NEUTRAL	0- 0	0- 0	0- 0				

RPI S	Opponent	Score	RPI S	Opponent	Score	RPI S	Opponent	Score	RPI S	Opponent	Score	Team's RPI: 219
26	A Arizona	42 74	68	H Illinois St.	58 66	143	H Valparaiso	65 63	172	A New Orleans	73 79	
30	A South Dakota	47 76	73	A South Dakota St.	64 99	206	A Western Ill.	74 91	206	H Western Ill.	77 71	
30	H South Dakota	46 93	73	H South Dakota St.	61 74	210	A Oral Roberts	52 75	210	H Oral Roberts	72 86	
						212	H Rhode Island	67 61	217	A Milwaukee	66 58	
						226	A SMU	51 66	229	A Denver	90 82	
						229	H Denver	81 91	238	A Grand Canyon	78 76	
						268	A North Dakota St.	82 92	268	H North Dakota St.	74 82	
						300	A Ga. Southern	69 56	314	A Omaha	71 67	
						314	H Omaha	63 57	340	A Purdue Fort Wayne	63 49	
						340	H Purdue Fort Wayne	91 85	343	A Charleston So.	73 57	
						350	A South Carolina St.	95 53				
LAST 10 Division I												
30	A South Dakota	47 76	30	H South Dakota	46 93							
314	A Omaha	71 67	210	H Oral Roberts	72 86							
268	H North Dakota St.	74 82	340	A Purdue Fort Wayne	63 49							
73	H South Dakota St.	61 74	206	H Western Ill.	77 71							
206	A Western Ill.	74 91	229	H Denver	81 91							

Non-Div I Games: Northland 118 35 Mayville St. 83 52

North Dakota

Loss, Non-Conf, S Site, H Home A Away N Neutral

North Dakota State				Through Games Of March 9, 2018							
Average RPI Win:	280	WON-LOST	WINNING	LAST 10	STRENGTH OF	OPP. STRENGTH	TEAM	ADJ.	CONF.	ADJ CONF.	
Average RPI Loss:	125	RECORD	PCT. RANK	GAMES	SCHEDULE	OF SCHEDULE	RPI	RPI	RPI	RPI	
DIV. I ONLY	8- 18	285	6-4		193	153	268	268	19	19	
DIV. I NON-CONF.	1- 9	326	0		152	26	290	290	18	18	
TOTALS	RPI 1-25		RPI 26-50		W-L RECORDS		RPI 51-100		RPI 101-150		RPI 150+
8- 18	0- 0		0- 5		OVERALL		0- 3		0- 3		8- 7
4- 9	0- 0		0- 2		HOME		0- 1		0- 2		4- 4
4- 9	0- 0		0- 3		AWAY		0- 2		0- 1		4- 3
0- 0	0- 0		0- 0		NEUTRAL		0- 0		0- 0		0- 0
1- 9	0- 0		0- 3		NON-CONFERENCE		0- 1		0- 3		1- 2
0- 5	0- 0		0- 1		HOME		0- 0		0- 2		0- 2
1- 4	0- 0		0- 2		AWAY		0- 1		0- 1		1- 0
0- 0	0- 0		0- 0		NEUTRAL		0- 0		0- 0		0- 0
7- 9	0- 0		0- 2		CONFERENCE		0- 2		0- 0		7- 5
4- 4	0- 0		0- 1		HOME		0- 1		0- 0		4- 2
3- 5	0- 0		0- 1		AWAY		0- 1		0- 0		3- 3
0- 0	0- 0		0- 0		NEUTRAL		0- 0		0- 0		0- 0

RPI 1-25				RPI 26-50				RPI 51-100				RPI 101+ Team's RPI: 268			
RPI	S	Opponent	Score	RPI	S	Opponent	Score	RPI	S	Opponent	Score	RPI	S	Opponent	Score
				30	A	South Dakota	57 96	65	A	UNI	63 95	143	H	Valparaiso	54 66
				30	H	South Dakota	36 80	73	A	South Dakota St.	52 60	146	H	Wisconsin	63 64
				45	A	Bradley	64 70	73	H	South Dakota St.	58 85	147	A	Northeastern	61 72
				46	A	Creighton	59 70					164	H	Wyoming	57 66
				50	H	Iowa St.	58 86					184	H	Northern Ill.	68 74
												206	A	Western Ill.	79 86
												206	H	Western Ill.	78 79
												210	A	Oral Roberts	62 70
												210	H	Oral Roberts	76 80
												219	A	North Dakota	82 74
												219	H	North Dakota	92 82
												229	A	Denver	82 91
												229	H	Denver	85 80
												262	A	New Hampshire	67 61
												314	A	Omaha	74 65
												314	H	Omaha	67 64
												340	A	Purdue Fort Wayne	58 44
												340	H	Purdue Fort Wayne	74 53
EAST 10 Division I															
				314	H	Omaha	67 64	210	H	Oral Roberts	76 80				
				73	H	South Dakota St.	58 85	314	A	Omaha	74 65				
				219	A	North Dakota	82 74	206	A	Western Ill.	79 86				
				30	A	South Dakota	57 96	340	A	Purdue Fort Wayne	58 44				
				340	H	Purdue Fort Wayne	74 53	229	H	Denver	85 80				

Non-Div I Games:	Waldorf	92	26	Mayville St.	97	59
------------------	---------	----	----	--------------	----	----

North Dakota St.

Loss, Non-Conf, S Site, H Home A Away N Neutral

# North Florida

Through Games Of March 6, 2020

Average RPI Win:	207	WON-LOST	WINNING	LAST 10	STRENGTH OF	OPP. STRENGTH	TEAM	ADJ.	CONF.	ADJ CONF.
Average RPI Loss:	128	RECORD	PCT. RANK	GAMES	SCHEDULE	OF SCHEDULE	RPI	RPI	RPI	RPI
DIV. I ONLY	13- 14	183	4-6	96	177	137	137	15	15	
DIV. I NON-CONF.	5- 6	187	0	38	189	84	84	14	14	
TOTALS	RPI 1-25	RPI 26-50	W-L RECORDS	RPI 51-100	RPI 101-150	RPI 150+				
13- 14	0- 1	0- 3	OVERALL	1- 1	3- 4	9- 5				
5- 4	0- 0	0- 1	HOME	0- 0	3- 0	2- 3				
6- 8	0- 1	0- 2	AWAY	0- 0	0- 4	6- 1				
2- 2	0- 0	0- 0	NEUTRAL	1- 1	0- 0	1- 1				
5- 6	0- 1	0- 1	NON-CONFERENCE	1- 1	1- 2	3- 1				
1- 0	0- 0	0- 0	HOME	0- 0	1- 0	0- 0				
2- 4	0- 1	0- 1	AWAY	0- 0	0- 2	2- 0				
2- 2	0- 0	0- 0	NEUTRAL	1- 1	0- 0	1- 1				
8- 8	0- 0	0- 2	CONFERENCE	0- 0	2- 2	6- 4				
4- 4	0- 0	0- 1	HOME	0- 0	2- 0	2- 3				
4- 4	0- 0	0- 1	AWAY	0- 0	0- 2	4- 1				
0- 0	0- 0	0- 0	NEUTRAL	0- 0	0- 0	0- 0				

RPI 1-25				RPI 26-50				RPI 51-100				RPI 101+				Team's RPI: 137	
RPI	S	Opponent	Score	RPI	S	Opponent	Score	RPI	S	Opponent	Score	RPI	S	Opponent	Score		
14	A	Indiana	45 72	33	A	FGCU	65 76	53	N	Marist	54 69	103	A	Liberty	54 76		
				33	H	FGCU	50 72	95	N	Rider	80 70	103	H	Liberty	65 50		
				37	A	Florida St.	41 70					116	A	Miami (FL)	55 78		
												128	H	Holy Cross	80 60		
												140	A	North Ala.	51 54		
												140	H	North Ala.	67 65		
												146	A	Wisconsin	62 75		
												151	A	Jacksonville	70 64		
												151	H	Jacksonville	60 69		
												157	N	Norfolk St.	54 57		
												223	A	Kennesaw St.	64 55		
												223	H	Kennesaw St.	57 33		
												224	A	Stetson	62 60		
												224	H	Stetson	52 60		
												253	A	Alabama A&M	73 64		
												256	A	Lipscomb	68 60		
												256	H	Lipscomb	66 73		
												257	N	Nicholls St.	64 61		
												305	A	FIU	64 49		
												329	A	NJIT	56 60		
												329	H	NJIT	71 48		
LAST 10 Division I																	
				224	A	Stetson	62 60					329	A	NJIT	56 60		
				103	A	Liberty	54 76					33	A	FGCU	65 76		
				256	H	Lipscomb	66 73					224	H	Stetson	52 60		
				151	H	Jacksonville	60 69					223	H	Kennesaw St.	57 33		
				140	H	North Ala.	67 65					103	H	Liberty	65 50		

Non-Div I Games: Warner 110 46 Edward Waters 80 51

North Florida

Loss, Non-Conf, S Site, H Home A Away N Neutral

# North Texas

Through Games Of March 6, 2020

Average RPI Win:	251	WON-LOST	WINNING	LAST 10	STRENGTH OF	OPP. STRENGTH	TEAM	ADJ.	CONF.	ADJ CONF.
Average RPI Loss:	133	RECORD	PCT. RANK	GAMES	SCHEDULE	OF SCHEDULE	RPI	RPI	RPI	RPI
DIV. I ONLY	9- 17	270	2-8	151	164	245	245	13	13	
DIV. I NON-CONF.	4- 5	195	0	201	307	227	227	16	16	
TOTALS	RPI 1-25	RPI 26-50	W-L RECORDS	RPI 51-100	RPI 101-150	RPI 150+				
9- 17	0- 1	1- 2	OVERALL	0- 6	0- 1	8- 7				
6- 6	0- 0	1- 0	HOME	0- 3	0- 1	5- 2				
3- 9	0- 0	0- 1	AWAY	0- 3	0- 0	3- 5				
0- 2	0- 1	0- 1	NEUTRAL	0- 0	0- 0	0- 0				
4- 5	0- 1	0- 1	NON-CONFERENCE	0- 1	0- 0	4- 2				
3- 1	0- 0	0- 0	HOME	0- 1	0- 0	3- 0				
1- 2	0- 0	0- 0	AWAY	0- 0	0- 0	1- 2				
0- 2	0- 1	0- 1	NEUTRAL	0- 0	0- 0	0- 0				
5- 12	0- 0	1- 1	CONFERENCE	0- 5	0- 1	4- 5				
3- 5	0- 0	1- 0	HOME	0- 2	0- 1	2- 2				
2- 7	0- 0	0- 1	AWAY	0- 3	0- 0	2- 3				
0- 0	0- 0	0- 0	NEUTRAL	0- 0	0- 0	0- 0				

RPI S	Opponent	Score	RPI S	Opponent	Score	RPI S	Opponent	Score	RPI S	Opponent	Score	Team's RPI: 245
22 N	NC State	65 76	27 H	Western Ky.	61 54	51 A	Middle Tenn.	63 74	104 H	UAB	50 51	
			32 A	Old Dominion	66 71	51 H	Middle Tenn.	60 80	195 H	Louisiana	69 66	
			41 N	Texas	57 63	52 A	Charlotte	59 72	198 A	Fla. Atlantic	78 84	
						59 A	Rice	66 69	203 H	Southern Miss.	57 65	
						59 H	Rice	52 67	208 A	UTEP	63 67	
						100 H	UT Arlington	49 68	222 A	Hawaii	66 60	
									240 A	Marshall	77 69	
									240 H	Marshall	59 68	
									252 A	CSU Bakersfield	52 61	
									267 H	Louisiana Tech	74 69	
									279 A	Utah St.	55 66	
									305 A	FIU	56 58	
									316 A	UTSA	79 55	
									316 H	UTSA	94 55	
									324 H	Alcorn	67 31	
									349 H	La.-Monroe	63 51	
LAST 10 Division I												
51 A	Middle Tenn.	63 74	52 A	Charlotte	59 72							
240 A	Marshall	77 69	104 H	UAB	50 51							
316 H	UTSA	94 55	51 H	Middle Tenn.	60 80							
59 A	Rice	66 69	59 H	Rice	52 67							
32 A	Old Dominion	66 71	208 A	UTEP	63 67							

Non-Div I Games: Mid-Amer. Christian59 61 Xavier (LA) 68 31 Tex. A&M-Texarkana 114 54

North Texas

Loss, Non-Conf, S Site, H Home A Away N Neutral

## Northeastern

Through Games Of March 6, 2020

Average RPI Win:	215	WON-LOST	WINNING	LAST 10	STRENGTH OF	OPP. STRENGTH	TEAM	ADJ.	CONF.	ADJ CONF.
Average RPI Loss:	94	RECORD	PCT. RANK	GAMES	SCHEDULE	OF SCHEDULE	RPI	RPI	RPI	RPI
DIV. I ONLY	12- 16	214	4-6	55	138	147	147	14	14	
DIV. I NON-CONF.	4- 7	225	0	27	74	115	115	13	13	
TOTALS	RPI 1-25	RPI 26-50	W-L RECORDS	RPI 51-100	RPI 101-150	RPI 150+				
12- 16	0- 2	0- 6	OVERALL	0- 2	2- 2	10- 4				
8- 6	0- 0	0- 4	HOME	0- 1	1- 0	7- 1				
4- 10	0- 2	0- 2	AWAY	0- 1	1- 2	3- 3				
0- 0	0- 0	0- 0	NEUTRAL	0- 0	0- 0	0- 0				
4- 7	0- 2	0- 2	NON-CONFERENCE	0- 2	1- 1	3- 0				
2- 3	0- 0	0- 2	HOME	0- 1	0- 0	2- 0				
2- 4	0- 2	0- 0	AWAY	0- 1	1- 1	1- 0				
0- 0	0- 0	0- 0	NEUTRAL	0- 0	0- 0	0- 0				
8- 9	0- 0	0- 4	CONFERENCE	0- 0	1- 1	7- 4				
6- 3	0- 0	0- 2	HOME	0- 0	1- 0	5- 1				
2- 6	0- 0	0- 2	AWAY	0- 0	0- 1	2- 3				
0- 0	0- 0	0- 0	NEUTRAL	0- 0	0- 0	0- 0				

RPI	S	Opponent	Score	RPI	S	Opponent	Score	RPI	S	Opponent	Score	RPI	S	Opponent	Score	Team's RPI: 147
2	A	Oregon	47 89	30	H	South Dakota	76 80	53	H	Yale	63 78	105	A	William & Mary	64 80	
16	A	Central Mich.	63 79	35	A	James Madison	54 67	80	A	Fordham	58 74	105	H	William & Mary	61 55	
				35	H	James Madison	64 86					123	A	Harvard	46 44	
				39	A	Drexel	41 50					131	A	Boston U.	56 72	
				39	H	Drexel	51 67					168	A	Maine	66 58	
				48	H	Dayton	60 71					177	A	Elon	69 45	
												177	H	Elon	68 65	
												180	A	Delaware	72 62	
												180	H	Delaware	69 81	
												186	A	Towson	68 81	
												186	H	Towson	66 63	
												263	A	Col. of Charleston	61 66	
												263	H	Col. of Charleston	72 68	
												265	A	UNCW	48 61	
												265	H	UNCW	63 61	
												268	H	North Dakota St.	72 61	
												327	H	Hofstra	74 51	
												344	H	Hartford	60 47	
LAST 10 Division I																
263	A	Col. of Charleston	61 66	105	A	William & Mary	64 80									
265	A	UNCW	48 61	39	H	Drexel	51 67									
186	H	Towson	66 63	180	H	Delaware	69 81									
35	H	James Madison	64 86	265	H	UNCW	63 61									
177	A	Elon	69 45	263	H	Col. of Charleston	72 68									

Non-Div I Games:

Northeastern

■ Loss, 
 ■ Non-Conf, 
 ■ S Site, 
 ■ H Home 
 ■ A Away 
 N Neutral

## Northern Ariz.

## Through Games Of March 6, 2020

Average RPI Win:	245	WON-LOST	WINNING	LAST 10	STRENGTH OF	OPP. STRENGTH	TEAM	ADJ.	CONF.	ADJ CONF.
Average RPI Loss:	141	RECORD	PCT. RANK	GAMES	SCHEDULE	OF SCHEDULE	RPI	RPI	RPI	RPI
DIV. I ONLY	15- 14	166	5-5	198	235	175	175	18	18	
DIV. I NON-CONF.	3- 6	235	0	104	280	193	193	17	17	
TOTALS	RPI 1-25	RPI 26-50	W-L RECORDS	RPI 51-100	RPI 101-150	RPI 150+				
15- 14	0- 1	0- 0	OVERALL	0- 4	3- 0	12- 9				
7- 5	0- 0	0- 0	HOME	0- 1	1- 0	6- 4				
7- 8	0- 0	0- 0	AWAY	0- 3	1- 0	6- 5				
1- 1	0- 1	0- 0	NEUTRAL	0- 0	1- 0	0- 0				
3- 6	0- 1	0- 0	NON-CONFERENCE	0- 2	1- 0	2- 3				
1- 1	0- 0	0- 0	HOME	0- 0	0- 0	1- 1				
1- 4	0- 0	0- 0	AWAY	0- 2	0- 0	1- 2				
1- 1	0- 1	0- 0	NEUTRAL	0- 0	1- 0	0- 0				
12- 8	0- 0	0- 0	CONFERENCE	0- 2	2- 0	10- 6				
6- 4	0- 0	0- 0	HOME	0- 1	1- 0	5- 3				
6- 4	0- 0	0- 0	AWAY	0- 1	1- 0	5- 3				
0- 0	0- 0	0- 0	NEUTRAL	0- 0	0- 0	0- 0				

RPI 1-25				RPI 26-50				RPI 51-100				RPI 101+				Team's RPI: 175	
RPI	S	Opponent	Score	RPI	S	Opponent	Score	RPI	S	Opponent	Score	RPI	S	Opponent	Score		
18	N	Oregon St.	57 91					59	A	Rice	57 71	109	A	Idaho	71 70		
								62	A	Montana St.	71 73	109	H	Idaho	70 67		
								62	H	Montana St.	64 72	148	N	San Jose St.	67 64		
								66	A	Fresno St.	66 83	152	A	Montana	57 70		
												152	H	Montana	71 79		
												153	H	UC Davis	61 71		
												173	A	Southern Utah	64 82		
												173	H	Southern Utah	84 76		
												176	A	Idaho St.	70 59		
												176	H	Idaho St.	76 79		
												196	A	Portland St.	54 66		
												196	H	Portland St.	63 68		
												225	A	Northern Colo.	71 60		
												225	H	Northern Colo.	72 45		
												228	A	New Mexico	76 83		
												286	A	California Baptist	79 98		
												304	A	Sacramento St.	85 65		
												304	H	Sacramento St.	114 107		
												309	H	Seattle U	88 80		
												312	A	Eastern Wash.	70 62		
												312	H	Eastern Wash.	63 58		
												320	A	Houston Baptist	79 62		
												326	A	Weber St.	88 82		
												326	H	Weber St.	92 61		
LAST 10 Division I																	
				196	H	Portland St.	63 68					173	A	Southern Utah	64 82		
				62	A	Montana St.	71 73					225	A	Northern Colo.	71 60		
				152	A	Montana	57 70					326	H	Weber St.	92 61		
				312	H	Eastern Wash.	63 58					176	H	Idaho St.	76 79		
				109	H	Idaho	70 67					312	A	Eastern Wash.	70 62		

Non-Div I Games:

Northern Ariz.

■ Loss, 
 ■ Non-Conf, S Site, 
 ■ Home 
 ■ Away 
 N Neutral



Average RPI Win: 248		WON-LOST	WINNING	LAST 10	STRENGTH OF		OPP. STRENGTH	TEAM	ADJ.	CONF.	ADJ CONF.
Average RPI Loss: 154		RECORD	PCT. RANK	GAMES	SCHEDULE		OF SCHEDULE	RPI	RPI	RPI	RPI
DIV. I ONLY		12- 17	225	3-7	224		196	225	225	18	18
DIV. I NON-CONF.		4- 5	195	0	145		153	147	147	17	17
TOTALS		RPI 1-25	RPI 26-50		W-L RECORDS		RPI 51-100	RPI 101-150		RPI 150+	
12- 17	0- 2	0- 0		OVERALL		0- 2	0- 2		12- 11		
4- 9	0- 0	0- 0		HOME		0- 1	0- 1		4- 7		
8- 8	0- 2	0- 0		AWAY		0- 1	0- 1		8- 4		
0- 0	0- 0	0- 0		NEUTRAL		0- 0	0- 0		0- 0		
4- 5	0- 2	0- 0		NON-CONFERENCE		0- 0	0- 0		4- 3		
1- 2	0- 0	0- 0		HOME		0- 0	0- 0		1- 2		
3- 3	0- 2	0- 0		AWAY		0- 0	0- 0		3- 1		
0- 0	0- 0	0- 0		NEUTRAL		0- 0	0- 0		0- 0		
8- 12	0- 0	0- 0		CONFERENCE		0- 2	0- 2		8- 8		
3- 7	0- 0	0- 0		HOME		0- 1	0- 1		3- 5		
5- 5	0- 0	0- 0		AWAY		0- 1	0- 1		5- 3		
0- 0	0- 0	0- 0		NEUTRAL		0- 0	0- 0		0- 0		

RPI 1-25			
RPI	S	Opponent	Score
7	A	Stanford	36 90
12	A	UCLA	58 92

RPI 26-50			
RPI	S	Opponent	Score

RPI 51-100			
RPI	S	Opponent	Score
62	A	Montana St.	58 91
62	H	Montana St.	63 73

RPI 101+			
RPI	S	Opponent	Score
109	A	Idaho	65 70
109	H	Idaho	46 57
152	A	Montana	67 58
152	H	Montana	55 70
164	A	Wyoming	46 44
173	A	Southern Utah	50 64
173	H	Southern Utah	55 68
175	A	Northern Ariz.	45 72
175	H	Northern Ariz.	60 71
176	A	Idaho St.	39 59
176	H	Idaho St.	55 71
196	A	Portland St.	78 51
196	H	Portland St.	77 58
209	A	Chattanooga	59 42
215	H	San Francisco	83 90
226	A	SMU	61 52
229	A	Denver	55 74
273	H	Air Force	72 62
291	H	Colorado St.	58 75
304	A	Sacramento St.	73 63
304	H	Sacramento St.	90 73
312	A	Eastern Wash.	67 61
312	H	Eastern Wash.	63 42
326	A	Weber St.	69 65
326	H	Weber St.	60 65

LAST 10 Division I			
62	H	Montana St.	63 73
152	H	Montana	55 70
312	A	Eastern Wash.	67 61
109	A	Idaho	65 70
176	H	Idaho St.	55 71
173	A	Southern Utah	50 64
304	H	Sacramento St.	90 73
175	H	Northern Ariz.	60 71
196	A	Portland St.	78 51
173	H	Southern Utah	55 68

Non-Div I Games:

Northern Colo.

Loss, Non-Conf, S Site, H Home A Away N Neutral

## Northern Ill.

## Through Games Of March 6, 2020

Average RPI Win:	196	WON-LOST	WINNING	LAST 10	STRENGTH OF	OPP. STRENGTH	TEAM	ADJ.	CONF.	ADJ CONF.
Average RPI Loss:	101	RECORD	PCT. RANK	GAMES	SCHEDULE	OF SCHEDULE	RPI	RPI	RPI	RPI
DIV. I ONLY	10- 18	261	5-5	61	126	184	184	10	10	
DIV. I NON-CONF.	4- 7	225	0	70	172	159	159	10	10	
TOTALS	RPI 1-25	RPI 26-50	W-L RECORDS	RPI 51-100	RPI 101-150	RPI 150+				
10- 18	0- 3	0- 2	OVERALL	1- 5	1- 4	8- 4				
5- 8	0- 2	0- 0	HOME	1- 2	1- 3	3- 1				
4- 9	0- 1	0- 1	AWAY	0- 3	0- 1	4- 3				
1- 1	0- 0	0- 1	NEUTRAL	0- 0	0- 0	1- 0				
4- 7	0- 1	0- 2	NON-CONFERENCE	0- 1	0- 2	4- 1				
1- 3	0- 1	0- 0	HOME	0- 0	0- 2	1- 0				
2- 3	0- 0	0- 1	AWAY	0- 1	0- 0	2- 1				
1- 1	0- 0	0- 1	NEUTRAL	0- 0	0- 0	1- 0				
6- 11	0- 2	0- 0	CONFERENCE	1- 4	1- 2	4- 3				
4- 5	0- 1	0- 0	HOME	1- 2	1- 1	2- 1				
2- 6	0- 1	0- 0	AWAY	0- 2	0- 1	2- 2				
0- 0	0- 0	0- 0	NEUTRAL	0- 0	0- 0	0- 0				

RPI 1-25				RPI 26-50				RPI 51-100				RPI 101+ Team's RPI: 184			
RPI	S	Opponent	Score	RPI	S	Opponent	Score	RPI	S	Opponent	Score	RPI	S	Opponent	Score
16	A	Central Mich.	60 66	30	N	South Dakota	48 91	68	A	Illinois St.	66 69	101	H	Southern Ill.	61 80
16	H	Central Mich.	66 70	44	A	Purdue	63 68	71	A	Ball St.	89 97	121	H	Buffalo	64 63
24	H	Drake	49 73					71	H	Ball St.	70 62	123	H	Harvard	53 59
								88	A	Ohio	67 87	134	A	Western Mich.	50 63
								88	H	Ohio	79 85	134	H	Western Mich.	65 68
								98	H	Kent St.	71 79	156	A	Akron	70 65
												159	H	Toledo	51 63
												183	A	Eastern Mich.	55 62
												183	H	Eastern Mich.	65 59
												199	H	Eastern Ill.	61 48
												207	N	Tennessee Tech	82 74
												217	A	Milwaukee	65 78
												227	A	Miami (OH)	64 66
												227	H	Miami (OH)	86 84
												241	A	Bowling Green	92 87
												268	A	North Dakota St.	74 68
												291	A	Colorado St.	80 75
LAST 10 Division I															
71	H	Ball St.	70 62	134	H	Western Mich.	65 68								
134	A	Western Mich.	50 63	227	H	Miami (OH)	86 84								
183	H	Eastern Mich.	65 59	241	A	Bowling Green	92 87								
16	H	Central Mich.	66 70	16	A	Central Mich.	60 66								
71	A	Ball St.	89 97	121	H	Buffalo	64 63								

Non-Div I Games:

Northern Ill.

■ Loss, 
 ■ Non-Conf, 
 ■ S Site, 
 ■ H Home 
 ■ A Away 
 N Neutral

## Northern Ky.

Through Games Of March 6, 2020

Average RPI Win:	263	WON-LOST	WINNING	LAST 10	STRENGTH OF	OPP. STRENGTH	TEAM	ADJ.	CONF.	ADJ CONF.
Average RPI Loss:	146	RECORD	PCT. RANK	GAMES	SCHEDULE	OF SCHEDULE	RPI	RPI	RPI	RPI
DIV. I ONLY	20- 11	84	8-2	317	227	174	174	22	22	
DIV. I NON-CONF.	6- 5	151	0	308	144	216	216	22	22	
TOTALS	RPI 1-25	RPI 26-50	W-L RECORDS	RPI 51-100	RPI 101-150	RPI 150+				
20- 11	0- 1	0- 0	OVERALL	1- 3	1- 1	18- 6				
12- 4	0- 1	0- 0	HOME	1- 1	1- 0	10- 2				
7- 7	0- 0	0- 0	AWAY	0- 2	0- 1	7- 4				
1- 0	0- 0	0- 0	NEUTRAL	0- 0	0- 0	1- 0				
6- 5	0- 1	0- 0	NON-CONFERENCE	0- 2	0- 0	6- 2				
3- 2	0- 1	0- 0	HOME	0- 1	0- 0	3- 0				
2- 3	0- 0	0- 0	AWAY	0- 1	0- 0	2- 2				
1- 0	0- 0	0- 0	NEUTRAL	0- 0	0- 0	1- 0				
14- 6	0- 0	0- 0	CONFERENCE	1- 1	1- 1	12- 4				
9- 2	0- 0	0- 0	HOME	1- 0	1- 0	7- 2				
5- 4	0- 0	0- 0	AWAY	0- 1	0- 1	5- 2				
0- 0	0- 0	0- 0	NEUTRAL	0- 0	0- 0	0- 0				

RPI 1-25				RPI 26-50				RPI 51-100				RPI 101+ Team's RPI: 174			
RPI	S	Opponent	Score	RPI	S	Opponent	Score	RPI	S	Opponent	Score	RPI	S	Opponent	Score
5	H	Louisville	57 85					55	A	Belmont	45 62	120	A	Green Bay	44 65
								77	A	IUPUI	61 89	120	H	Green Bay	63 43
								77	H	IUPUI	65 62	167	A	Wright St.	69 79
								87	H	Saint Louis	42 67	167	H	Wright St.	55 63
												190	A	Cleveland St.	62 66
												190	H	Cleveland St.	68 73
												217	A	Milwaukee	61 49
												217	H	Milwaukee	78 58
												217	H	Milwaukee	61 37
												233	H	Central Ark.	72 56
												244	N	Jacksonville St.	66 63
												256	A	Lipscomb	69 71
												259	A	Youngstown St.	59 55
												259	H	Youngstown St.	75 56
												271	A	Indiana St.	70 68
												272	H	Wofford	80 72
												284	A	Oakland	67 65
												284	H	Oakland	69 60
												288	A	Eastern Ky.	62 69
												305	A	FIU	67 45
												314	H	Omaha	57 40
												332	A	Detroit Mercy	82 61
												332	H	Detroit Mercy	72 60
												332	H	Detroit Mercy	94 47
												341	A	UIC	88 46
												341	H	UIC	78 35
LAST 10 Division I															
				217	H	Milwaukee	78 58					77	H	IUPUI	65 62
				332	H	Detroit Mercy	94 47					341	H	UIC	78 35
				284	A	Oakland	67 65					259	A	Youngstown St.	59 55
				332	A	Detroit Mercy	82 61					190	A	Cleveland St.	62 66
				167	A	Wright St.	69 79					120	H	Green Bay	63 43

Non-Div I Games:

Northern Ky.

■ Loss, 
 ■ Non-Conf, S Site, 
 ■ Home 
 ■ Away 
 N Neutral

Non-Conference				Through Games Of March 9, 2019						
Average RPI Win:	114	WON-LOST	WINNING	LAST 10	STRENGTH OF	OPP. STRENGTH	TEAM	ADJ.	CONF.	ADJ CONF.
Average RPI Loss:	17	RECORD	PCT. RANK	GAMES	SCHEDULE	OF SCHEDULE	RPI	RPI	RPI	RPI
DIV. I ONLY	26- 4	12	9-1	38	1	11	11	2	2	
DIV. I NON-CONF.	10- 1	20	0	110	14	26	26	2	2	
-----										
TOTALS	RPI 1-25	RPI 26-50		W-L RECORDS		RPI 51-100	RPI 101-150	RPI 150+		
26- 4	4- 3	5- 1		OVERALL		4- 0	5- 0	8- 0		
14- 2	1- 2	3- 0		HOME		3- 0	3- 0	4- 0		
10- 1	3- 1	2- 0		AWAY		1- 0	2- 0	2- 0		
2- 1	0- 0	0- 1		NEUTRAL		0- 0	0- 0	2- 0		
10- 1	1- 1	1- 0		NON-CONFERENCE		2- 0	2- 0	4- 0		
6- 1	0- 1	0- 0		HOME		2- 0	2- 0	2- 0		
2- 0	1- 0	1- 0		AWAY		0- 0	0- 0	0- 0		
2- 0	0- 0	0- 0		NEUTRAL		0- 0	0- 0	2- 0		
16- 3	3- 2	4- 1		CONFERENCE		2- 0	3- 0	4- 0		
8- 1	1- 1	3- 0		HOME		1- 0	1- 0	2- 0		
8- 1	2- 1	1- 0		AWAY		1- 0	2- 0	2- 0		
0- 1	0- 0	0- 1		NEUTRAL		0- 0	0- 0	0- 0		

RPI 1-25				RPI 26-50				RPI 51-100				RPI 101+			
RPI	S	Opponent	Score	RPI	S	Opponent	Score	RPI	S	Opponent	Score	RPI	S	Opponent	Score
3	A	Maryland	61 70	28	A	Michigan	66 60	57	H	Boston College	66 63	102	A	Michigan St.	76 48
3	H	Maryland	81 58	28	H	Michigan	81 73	89	H	Nebraska	60 56	102	H	Michigan St.	85 55
14	A	Indiana	71 69	28	N	Michigan	59 67	92	A	Minnesota	56 54	113	H	Colgate	73 44
15	H	Iowa	51 77	29	A	Marquette	64 56	100	H	UT Arlington	74 47	143	H	Valparaiso	69 48
19	A	Ohio St.	69 55	44	H	Purdue	61 56					146	A	Wisconsin	82 66
20	H	DePaul	68 70	47	H	Rutgers	82 65					171	H	Dartmouth	79 37
25	A	Duke	63 42									204	A	Illinois	77 50
LAST 10 Division I															
				28	N	Michigan	59 67	89	H	Nebraska	60 56				
				204	H	Illinois	75 58	28	A	Michigan	66 60				
				19	A	Ohio St.	69 55	102	H	Michigan St.	85 55				
				146	A	Wisconsin	82 66	216	A	Penn St.	82 59				
				47	H	Rutgers	82 65	28	H	Michigan	81 73				

Non-Div I Games:

Northwestern

■ Loss, ■ Non-Conf, S Site, H Home A Away N Neutral

Average RPI Win:	318	WON-LOST	WINNING	LAST 10	STRENGTH OF	OPP. STRENGTH	TEAM	ADJ.	CONF.	ADJ CONF.
Average RPI Loss:	185	RECORD	PCT. RANK	GAMES	SCHEDULE	OF SCHEDULE	RPI	RPI	RPI	RPI
DIV. I ONLY	5- 20	319	2-8	300	296	335	335	23	23	
DIV. I NON-CONF.	1- 5	313	0	227	273	323	323	24	24	
TOTALS	RPI 1-25	RPI 26-50	W-L RECORDS	RPI 51-100	RPI 101-150	RPI 150+				
5- 20	0- 0	0- 2	OVERALL	0- 4	0- 1	5- 13				
4- 8	0- 0	0- 0	HOME	0- 2	0- 0	4- 6				
1- 12	0- 0	0- 2	AWAY	0- 2	0- 1	1- 7				
0- 0	0- 0	0- 0	NEUTRAL	0- 0	0- 0	0- 0				
1- 5	0- 0	0- 2	NON-CONFERENCE	0- 0	0- 1	1- 2				
1- 1	0- 0	0- 0	HOME	0- 0	0- 0	1- 1				
0- 4	0- 0	0- 2	AWAY	0- 0	0- 1	0- 1				
0- 0	0- 0	0- 0	NEUTRAL	0- 0	0- 0	0- 0				
4- 15	0- 0	0- 0	CONFERENCE	0- 4	0- 0	4- 11				
3- 7	0- 0	0- 0	HOME	0- 2	0- 0	3- 5				
1- 8	0- 0	0- 0	AWAY	0- 2	0- 0	1- 6				
0- 0	0- 0	0- 0	NEUTRAL	0- 0	0- 0	0- 0				

RPI S	Opponent	Score	RPI S	Opponent	Score	RPI S	Opponent	Score	RPI S	Opponent	Score	Team's RPI: 335
31	A Arkansas	39 99	70	H A&M-Corpus Christi	59 72	142	A Texas Tech	49 79				
41	A Texas	49 91	90	A Abilene Christian	69 84	153	H Sam Houston St.	69 79				
			93	A SFA	40 89	155	H Jackson St.	49 66				
			93	H SFA	45 61	172	A New Orleans	76 82				
						172	H New Orleans	63 77				
						233	H Central Ark.	44 51				
						250	A Southeastern La.	41 66				
						250	H Southeastern La.	56 72				
						257	A Nicholls St.	66 73				
						257	H Nicholls St.	58 54				
						260	A Lamar University	58 61				
						274	A Incarnate Word	39 76				
						274	H Incarnate Word	67 69				
						320	A Houston Baptist	54 46				
						320	H Houston Baptist	69 60				
						346	A McNeese	51 61				
						346	H McNeese	70 60				
						347	H Grambling	65 61				
						349	A La.-Monroe	54 63				
LAST 10 Division I												
172	A New Orleans	76 82	274	A Incarnate Word	39 76							
250	A Southeastern La.	41 66	320	A Houston Baptist	54 46							
93	H SFA	45 61	90	A Abilene Christian	69 84							
257	A Nicholls St.	66 73	233	H Central Ark.	44 51							
346	H McNeese	70 60	172	H New Orleans	63 77							

Non-Div I Games: LeTourneau 91 61 LSU-Shreveport 63 68 Central Baptist 61 59

Northwestern St.

Notre Dame

Through Games Of March 6, 2020

Average RPI Win:	136	WON-LOST	WINNING	LAST 10	STRENGTH OF	OPP. STRENGTH	TEAM	ADJ.	CONF.	ADJ CONF.
Average RPI Loss:	71	RECORD	PCT. RANK	GAMES	SCHEDULE	OF SCHEDULE	RPI	RPI	RPI	RPI
DIV. I ONLY	13- 18	222	6-4	31	26	118	118	5	5	
DIV. I NON-CONF.	5- 7	205	0	11	7	92	92	4	4	
TOTALS	RPI 1-25	RPI 26-50	W-L RECORDS	RPI 51-100	RPI 101-150	RPI 150+				
13- 18	0- 6	2- 2	OVERALL	4- 7	3- 1	4- 2				
6- 9	0- 3	0- 1	HOME	1- 3	2- 1	3- 1				
6- 6	0- 3	2- 0	AWAY	2- 3	1- 0	1- 0				
1- 3	0- 0	0- 1	NEUTRAL	1- 1	0- 0	0- 1				
5- 7	0- 2	1- 1	NON-CONFERENCE	2- 3	0- 1	2- 0				
2- 4	0- 1	0- 0	HOME	0- 2	0- 1	2- 0				
2- 1	0- 1	1- 0	AWAY	1- 0	0- 0	0- 0				
1- 2	0- 0	0- 1	NEUTRAL	1- 1	0- 0	0- 0				
8- 11	0- 4	1- 1	CONFERENCE	2- 4	3- 0	2- 2				
4- 5	0- 2	0- 1	HOME	1- 1	2- 0	1- 1				
4- 5	0- 2	1- 0	AWAY	1- 3	1- 0	1- 0				
0- 1	0- 0	0- 0	NEUTRAL	0- 0	0- 0	0- 1				

RPI S	Opponent	Score	RPI S	Opponent	Score	RPI S	Opponent	Score	RPI S	Opponent	Score	Team's RPI: 118
5	A Louisville	49 82	28	A Michigan	76 72	57	A Boston College	55 56	102	H Michigan St.	69 72	
5	H Louisville	54 86	33	N FGCU	60 69	57	H Boston College	65 75	110	A Wake Forest	75 71	
6	A UConn	57 81	37	A Florida St.	70 67	63	H Tennessee	63 74	116	H Miami (FL)	76 53	
20	H DePaul	94 105	40	H Virginia Tech	62 68	69	N South Fla.	67 51	149	H North Carolina	83 65	
22	H NC State	56 90				72	A Virginia	60 90	159	H Toledo	54 51	
25	A Duke	47 50				73	N South Dakota St.	59 65	221	H Clemson	55 71	
						80	A Fordham	60 55	270	H Loyola Maryland	84 60	
						81	A Georgia Tech	59 51	283	A Pittsburgh	60 52	
						92	H Minnesota	67 75	283	H Pittsburgh	74 52	
						99	A Syracuse	63 74	283	N Pittsburgh	65 67	
						99	H Syracuse	72 70				
LAST 10 Division I												
283	N Pittsburgh	65 67	5	A Louisville	49 82							
37	A Florida St.	70 67	57	A Boston College	55 56							
149	H North Carolina	83 65	283	H Pittsburgh	74 52							
99	H Syracuse	72 70	110	A Wake Forest	75 71							
40	H Virginia Tech	62 68	81	A Georgia Tech	59 51							

Non-Div I Games:

Notre Dame

Loss, Non-Conf, S Site, H Home A Away N Neutral

Average RPI Win:	278	WON-LOST	WINNING	LAST 10	STRENGTH OF	OPP. STRENGTH	TEAM	ADJ.	CONF.	ADJ CONF.
Average RPI Loss:	165	RECORD	PCT. RANK	GAMES	SCHEDULE	OF SCHEDULE	RPI	RPI	RPI	RPI
DIV. I ONLY	9- 19	277	3-7	280	234	284	284	22	22	
DIV. I NON-CONF.	3- 6	235	0	290	107	255	255	22	22	
TOTALS	RPI 1-25	RPI 26-50	W-L RECORDS	RPI 51-100	RPI 101-150	RPI 150+				
9- 19	0- 1	0- 2	OVERALL	0- 2	1- 2	8- 12				
4- 7	0- 1	0- 1	HOME	0- 1	1- 0	3- 4				
4- 12	0- 0	0- 1	AWAY	0- 1	0- 2	4- 8				
1- 0	0- 0	0- 0	NEUTRAL	0- 0	0- 0	1- 0				
3- 6	0- 1	0- 2	NON-CONFERENCE	0- 0	0- 1	3- 2				
0- 2	0- 1	0- 1	HOME	0- 0	0- 0	0- 0				
2- 4	0- 0	0- 1	AWAY	0- 0	0- 1	2- 2				
1- 0	0- 0	0- 0	NEUTRAL	0- 0	0- 0	1- 0				
6- 13	0- 0	0- 0	CONFERENCE	0- 2	1- 1	5- 10				
4- 5	0- 0	0- 0	HOME	0- 1	1- 0	3- 4				
2- 8	0- 0	0- 0	AWAY	0- 1	0- 1	2- 6				
0- 0	0- 0	0- 0	NEUTRAL	0- 0	0- 0	0- 0				

RPI 1-25				RPI 26-50				RPI 51-100				RPI 101+				Team's RPI: 284	
RPI	S	Opponent	Score	RPI	S	Opponent	Score	RPI	S	Opponent	Score	RPI	S	Opponent	Score		
16	H	Central Mich.	47 65	28	A	Michigan	64 79	77	A	IUPUI	41 76	102	A	Michigan St.	56 76		
				45	H	Bradley	58 74	77	H	IUPUI	63 89	120	A	Green Bay	51 76		
												120	H	Green Bay	93 88		
												167	A	Wright St.	66 85		
												167	H	Wright St.	60 77		
												174	A	Northern Ky.	60 69		
												174	H	Northern Ky.	65 67		
												190	A	Cleveland St.	64 83		
												190	H	Cleveland St.	58 79		
												217	A	Milwaukee	67 74		
												217	A	Milwaukee	65 73		
												217	H	Milwaukee	78 62		
												244	N	Jacksonville St.	61 55		
												259	A	Youngstown St.	86 73		
												259	H	Youngstown St.	74 79		
												289	A	Niagara	63 77		
												294	A	St. Bonaventure	66 80		
												305	A	FIU	58 49		
												332	A	Detroit Mercy	71 57		
												332	H	Detroit Mercy	65 60		
LAST 10 Division I																	
				217	A	Milwaukee	65 73	120	A	Green Bay	51 76						
				174	H	Northern Ky.	65 67	217	A	Milwaukee	67 74						
				167	H	Wright St.	60 77	77	H	IUPUI	63 89						
				259	A	Youngstown St.	86 73	341	H	UIC	63 46						
				190	A	Cleveland St.	64 83	332	H	Detroit Mercy	65 60						
												341	A	UIC	64 70		
												341	H	UIC	63 46		
												348	A	Chicago St.	98 70		

Non-Div I Games: Lourdes 72 53 Concordia (MI) 76 42

Oakland

Loss, Non-Conf, S Site, H Home A Away N Neutral

Average RPI Win:	172	WON-LOST	WINNING	LAST 10	STRENGTH OF	OPP. STRENGTH	TEAM	ADJ.	CONF.	ADJ CONF.
Average RPI Loss:	94	RECORD	PCT. RANK	GAMES	SCHEDULE	OF SCHEDULE	RPI	RPI	RPI	RPI
DIV. I ONLY	17- 11	108	5-5	110	83	88	88	10	10	
DIV. I NON-CONF.	7- 4	100	0	138	32	74	74	10	10	
TOTALS	RPI 1-25	RPI 26-50	W-L RECORDS	RPI 51-100	RPI 101-150	RPI 150+				
17- 11	1- 3	0- 1	OVERALL	3- 3	1- 2	12- 2				
10- 2	0- 1	0- 0	HOME	3- 0	0- 1	7- 0				
6- 8	1- 2	0- 1	AWAY	0- 2	1- 1	4- 2				
1- 1	0- 0	0- 0	NEUTRAL	0- 1	0- 0	1- 0				
7- 4	1- 1	0- 1	NON-CONFERENCE	1- 2	0- 0	5- 0				
4- 0	0- 0	0- 0	HOME	1- 0	0- 0	3- 0				
2- 3	1- 1	0- 1	AWAY	0- 1	0- 0	1- 0				
1- 1	0- 0	0- 0	NEUTRAL	0- 1	0- 0	1- 0				
10- 7	0- 2	0- 0	CONFERENCE	2- 1	1- 2	7- 2				
6- 2	0- 1	0- 0	HOME	2- 0	0- 1	4- 0				
4- 5	0- 1	0- 0	AWAY	0- 1	1- 1	3- 2				
0- 0	0- 0	0- 0	NEUTRAL	0- 0	0- 0	0- 0				

RPI 1-25				RPI 26-50				RPI 51-100 Team's RPI: 88				RPI 101+			
RPI	S	Opponent	Score	RPI	S	Opponent	Score	RPI	S	Opponent	Score	RPI	S	Opponent	Score
16	A	Central Mich.	90 92	41	A	Texas	60 73	71	H	Ball St.	79 71	121	A	Buffalo	76 65
16	H	Central Mich.	71 73					77	H	IUPUI	70 64	121	H	Buffalo	62 63
19	A	Ohio St.	74 68					94	N	Butler	55 60	134	A	Western Mich.	72 73
21	A	TCU	72 79					98	A	Kent St.	77 81	156	A	Akron	76 79
								98	H	Kent St.	63 57	156	H	Akron	70 57
								99	A	Syracuse	54 66	159	H	Toledo	86 58
												183	A	Eastern Mich.	75 65
												184	A	Northern Ill.	85 79
												184	H	Northern Ill.	87 67
												201	H	American	81 69
												209	A	Chattanooga	70 58
												227	A	Miami (OH)	84 70
												240	H	Marshall	67 51
												241	A	Bowling Green	68 82
												241	H	Bowling Green	79 69
												274	H	Incarnate Word	78 41
												283	N	Pittsburgh	72 50
LAST 10 Division I															
				98	A	Kent St.	77 81	227	A	Miami (OH)	84 70				
				121	H	Buffalo	62 63	98	H	Kent St.	63 57				
				241	A	Bowling Green	68 82	183	A	Eastern Mich.	75 65				
				156	A	Akron	76 79	16	A	Central Mich.	90 92				
				159	H	Toledo	86 58	156	H	Akron	70 57				

Non-Div I Games:

Ohio



Average RPI Win:	110	WON-LOST	WINNING	LAST 10	STRENGTH OF	OPP. STRENGTH	TEAM	ADJ.	CONF.	ADJ CONF.
Average RPI Loss:	32	RECORD	PCT. RANK	GAMES	SCHEDULE	OF SCHEDULE	RPI	RPI	RPI	RPI
DIV. I ONLY	20- 11	84	8-2	2	11	19	19	2	2	
DIV. I NON-CONF.	7- 4	100	0	3	51	14	14	2	2	
TOTALS	RPI 1-25	RPI 26-50	W-L RECORDS	RPI 51-100	RPI 101-150	RPI 150+				
20- 11	3- 6	2- 3	OVERALL	8- 1	2- 1	5- 0				
8- 5	1- 3	1- 1	HOME	2- 1	1- 0	3- 0				
8- 5	1- 3	1- 1	AWAY	4- 0	0- 1	2- 0				
4- 1	1- 0	0- 1	NEUTRAL	2- 0	1- 0	0- 0				
7- 4	1- 2	0- 1	NON-CONFERENCE	3- 1	1- 0	2- 0				
2- 2	1- 1	0- 0	HOME	0- 1	0- 0	1- 0				
3- 1	0- 1	0- 0	AWAY	2- 0	0- 0	1- 0				
2- 1	0- 0	0- 1	NEUTRAL	1- 0	1- 0	0- 0				
13- 7	2- 4	2- 2	CONFERENCE	5- 0	1- 1	3- 0				
6- 3	0- 2	1- 1	HOME	2- 0	1- 0	2- 0				
5- 4	1- 2	1- 1	AWAY	2- 0	0- 1	1- 0				
2- 0	1- 0	0- 0	NEUTRAL	1- 0	0- 0	0- 0				

RPI	S	Opponent	Score	RPI	S	Opponent	Score	RPI	S	Opponent	Score	RPI	S	Opponent	Score
3	A	Maryland	62 72	28	H	Michigan	78 69	65	N	UNI	64 46	102	A	Michigan St.	65 68
3	H	Maryland	65 85	30	N	South Dakota	53 68	76	A	Cincinnati	78 73	143	N	Valparaiso	89 38
5	H	Louisville	67 60	44	A	Purdue	77 56	88	H	Ohio	68 74	146	H	Wisconsin	82 74
6	H	UConn	62 73	44	H	Purdue	50 66	89	A	Nebraska	80 74	185	H	Radford	70 57
7	A	Stanford	52 71	47	A	Rutgers	57 59	89	H	Nebraska	65 52	204	A	Illinois	78 58
11	H	Northwestern	55 69					92	A	Minnesota	66 63	204	H	Illinois	77 47
14	A	Indiana	80 76					92	H	Minnesota	99 76	216	H	Penn St.	80 70
15	A	Iowa	68 77					92	N	Minnesota	77 56	304	A	Sacramento St.	104 74
15	N	Iowa	87 66					98	A	Kent St.	75 65				
LAST 10 Division I															
15	N	Iowa	87 66	89	H	Nebraska	65 52								
92	N	Minnesota	77 56	14	A	Indiana	80 76								
44	A	Purdue	77 56	92	H	Minnesota	99 76								
11	H	Northwestern	55 69	146	H	Wisconsin	82 74								
47	A	Rutgers	57 59	204	A	Illinois	78 58								

Non-Div I Games:

Ohio St.

Average RPI Win:	95	WON-LOST	WINNING	LAST 10	STRENGTH OF	OPP. STRENGTH	TEAM	ADJ.	CONF.	ADJ CONF.
Average RPI Loss:	63	RECORD	PCT. RANK	GAMES	SCHEDULE	OF SCHEDULE	RPI	RPI	RPI	RPI
DIV. I ONLY	12- 17	225	2-8	1	32	83	83	3	3	
DIV. I NON-CONF.	7- 5	131	0	5	96	48	48	3	3	
TOTALS	RPI 1-25	RPI 26-50	W-L RECORDS	RPI 51-100	RPI 101-150	RPI 150+				
12- 17	1- 6	2- 4	OVERALL	5- 3	2- 2	2- 2				
9- 7	1- 3	2- 1	HOME	3- 2	1- 1	2- 0				
3- 9	0- 2	0- 3	AWAY	2- 1	1- 1	0- 2				
0- 1	0- 1	0- 0	NEUTRAL	0- 0	0- 0	0- 0				
7- 5	1- 2	1- 1	NON-CONFERENCE	2- 0	1- 0	2- 2				
7- 1	1- 1	1- 0	HOME	2- 0	1- 0	2- 0				
0- 3	0- 0	0- 1	AWAY	0- 0	0- 0	0- 2				
0- 1	0- 1	0- 0	NEUTRAL	0- 0	0- 0	0- 0				
5- 12	0- 4	1- 3	CONFERENCE	3- 3	1- 2	0- 0				
2- 6	0- 2	1- 1	HOME	1- 2	0- 1	0- 0				
3- 6	0- 2	0- 2	AWAY	2- 1	1- 1	0- 0				
0- 0	0- 0	0- 0	NEUTRAL	0- 0	0- 0	0- 0				

RPI S	Opponent	Score	RPI S	Opponent	Score	RPI S	Opponent	Score	RPI S	Opponent	Score
4	A Baylor	69 101	27	A Western Ky.	63 74	56	A West Virginia	73 49	104	H UAB	82 75
4	H Baylor	56 77	36	H LSU	90 68	56	H West Virginia	68 58	124	A Kansas	94 82
6	N UConn	53 97	41	A Texas	76 86	58	A Oklahoma St.	77 75	124	H Kansas	80 83
8	H Missouri St.	90 96	41	H Texas	53 70	58	H Oklahoma St.	69 73	142	A Texas Tech	84 89
21	A TCU	71 96	50	A Iowa St.	59 63	75	A Kansas St.	74 92	153	H Sam Houston St.	95 71
21	H TCU	63 82	50	H Iowa St.	81 72	75	H Kansas St.	85 87	160	A Wichita St.	83 88
24	H Drake	93 84				90	H Abilene Christian	78 65	214	A Houston	69 85
						93	H SFA	75 62	301	H Prairie View	94 48
LAST 10 Division I											
21	A TCU	71 96	58	H Oklahoma St.	69 73						
41	A Texas	76 86	50	A Iowa St.	59 63						
124	H Kansas	80 83	56	H West Virginia	68 58						
4	A Baylor	69 101	124	A Kansas	94 82						
75	H Kansas St.	85 87	41	H Texas	53 70						

Non-Div I Games:

Oklahoma

■ Loss, 
 ■ Non-Conf, S Site, 
 ■ Home 
 ■ Away 
 N Neutral

Average RPI Win:	138	WON-LOST	WINNING	LAST 10	STRENGTH OF	OPP. STRENGTH	TEAM	ADJ.	CONF.	ADJ CONF.
Average RPI Loss:	46	RECORD	PCT. RANK	GAMES	SCHEDULE	OF SCHEDULE	RPI	RPI	RPI	RPI
DIV. I ONLY	15- 14	166	3-7	6	38	58	58	3	3	
DIV. I NON-CONF.	9- 3	63	0	23	100	25	25	3	3	
TOTALS	RPI 1-25	RPI 26-50	W-L RECORDS	RPI 51-100	RPI 101-150	RPI 150+				
15- 14	0- 7	0- 3	OVERALL	6- 2	4- 2	5- 0				
10- 6	0- 2	0- 2	HOME	2- 2	4- 0	4- 0				
4- 6	0- 3	0- 1	AWAY	3- 0	0- 2	1- 0				
1- 2	0- 2	0- 0	NEUTRAL	1- 0	0- 0	0- 0				
9- 3	0- 3	0- 0	NON-CONFERENCE	2- 0	2- 0	5- 0				
7- 0	0- 0	0- 0	HOME	1- 0	2- 0	4- 0				
1- 1	0- 1	0- 0	AWAY	0- 0	0- 0	1- 0				
1- 2	0- 2	0- 0	NEUTRAL	1- 0	0- 0	0- 0				
6- 11	0- 4	0- 3	CONFERENCE	4- 2	2- 2	0- 0				
3- 6	0- 2	0- 2	HOME	1- 2	2- 0	0- 0				
3- 5	0- 2	0- 1	AWAY	3- 0	0- 2	0- 0				
0- 0	0- 0	0- 0	NEUTRAL	0- 0	0- 0	0- 0				

RPI 1-25				RPI 26-50				RPI 51-100				RPI 101+			
RPI	S	Opponent	Score	RPI	S	Opponent	Score	RPI	S	Opponent	Score	RPI	S	Opponent	Score
2	N	Oregon	72 89	41	H	Texas	56 61	56	A	West Virginia	57 55	109	H	Idaho	62 47
4	A	Baylor	48 94	50	A	Iowa St.	63 74	56	H	West Virginia	60 57	124	A	Kansas	69 77
4	H	Baylor	42 69	50	H	Iowa St.	63 64	59	H	Rice	69 38	124	H	Kansas	67 49
5	N	Louisville	48 69					75	A	Kansas St.	70 63	127	H	Duquesne	84 41
17	A	Texas A&M	62 74					75	H	Kansas St.	52 62	142	A	Texas Tech	79 109
21	A	TCU	37 49					83	A	Oklahoma	73 69	142	H	Texas Tech	74 58
21	H	TCU	68 72					83	H	Oklahoma	75 77	176	H	Idaho St.	70 52
								100	N	UT Arlington	60 47	210	H	Oral Roberts	78 44
												236	H	Southern U.	72 59
												255	A	Tulsa	78 48
												260	H	Lamar University	74 53
LAST 10 Division I															
75	H	Kansas St.	52 62	83	A	Oklahoma	73 69								
124	A	Kansas	69 77	56	H	West Virginia	60 57								
142	H	Texas Tech	74 58	50	A	Iowa St.	63 74								
21	A	TCU	37 49	142	A	Texas Tech	79 109								
4	H	Baylor	42 69	21	H	TCU	68 72								

Non-Div I Games:

Oklahoma St.

# Old Dominion

Through Games Of March 6, 2020

Average RPI Win:	182	WON-LOST	WINNING	LAST 10	STRENGTH OF	OPP. STRENGTH	TEAM	ADJ.	CONF.	ADJ CONF.
Average RPI Loss:	86	RECORD	PCT. RANK	GAMES	SCHEDULE	OF SCHEDULE	RPI	RPI	RPI	RPI
DIV. I ONLY	24- 5	24	8-2	105	148	32	32	13	13	
DIV. I NON-CONF.	10- 2	29	0	111	181	30	30	16	16	
TOTALS	RPI 1-25	RPI 26-50	W-L RECORDS	RPI 51-100	RPI 101-150	RPI 150+				
24- 5	0- 0	1- 0	OVERALL	3- 3	7- 2	13- 0				
14- 1	0- 0	1- 0	HOME	2- 0	4- 1	7- 0				
9- 4	0- 0	0- 0	AWAY	1- 3	2- 1	6- 0				
1- 0	0- 0	0- 0	NEUTRAL	0- 0	1- 0	0- 0				
10- 2	0- 0	0- 0	NON-CONFERENCE	0- 2	7- 0	3- 0				
6- 0	0- 0	0- 0	HOME	0- 0	4- 0	2- 0				
3- 2	0- 0	0- 0	AWAY	0- 2	2- 0	1- 0				
1- 0	0- 0	0- 0	NEUTRAL	0- 0	1- 0	0- 0				
14- 3	0- 0	1- 0	CONFERENCE	3- 1	0- 2	10- 0				
8- 1	0- 0	1- 0	HOME	2- 0	0- 1	5- 0				
6- 2	0- 0	0- 0	AWAY	1- 1	0- 1	5- 0				
0- 0	0- 0	0- 0	NEUTRAL	0- 0	0- 0	0- 0				

RPI 1-25			Team's RPI: 32		RPI 51-100			RPI 101+			
RPI	S	Opponent	Score	RPI	S	Opponent	Score	RPI	S	Opponent	Score
27	H	Western Ky.	76 65	51	A	Middle Tenn.	67 56	104	A	UAB	65 76
				52	A	Charlotte	59 63	104	H	UAB	61 64
				52	H	Charlotte	54 51	105	A	William & Mary	69 58
				59	H	Rice	66 59	109	N	Idaho	67 55
				72	A	Virginia	53 56	111	A	Auburn	89 77
				96	A	VCU	49 62	122	H	Richmond	73 51
								129	H	Campbell	59 44
								136	H	Hampton	75 38
								150	H	Mt. St. Mary's	85 34
								198	A	Fla. Atlantic	75 63
								198	H	Fla. Atlantic	60 49
								203	H	Southern Miss.	67 50
								208	A	UTEP	77 69
								240	A	Marshall	64 54
								240	H	Marshall	57 46
								245	H	North Texas	71 66
								266	H	Winthrop	68 44
								267	H	Louisiana Tech	77 61
								305	A	FIU	66 39
								310	A	Cal Poly	61 55
								316	A	UTSA	62 43
								317	H	UMES	48 39
LAST 10 Division I											
104	H	UAB	61 64	59	H	Rice	66 59				
198	H	Fla. Atlantic	60 49	208	A	UTEP	77 69				
240	A	Marshall	64 54	316	A	UTSA	62 43				
52	A	Charlotte	59 63	267	H	Louisiana Tech	77 61				
245	H	North Texas	71 66	203	H	Southern Miss.	67 50				

Non-Div I Games:

Old Dominion

Loss, Non-Conf, S Site, H Home A Away N Neutral

Average RPI Win:	295	WON-LOST	WINNING	LAST 10	STRENGTH OF	OPP. STRENGTH	TEAM	ADJ.	CONF.	ADJ CONF.
Average RPI Loss:	103	RECORD	PCT. RANK	GAMES	SCHEDULE	OF SCHEDULE	RPI	RPI	RPI	RPI
DIV. I ONLY	7- 23	308	0-10	141	93	296	296	4	4	
DIV. I NON-CONF.	7- 6	161	0	311	350	292	292	5	5	
TOTALS	RPI 1-25	RPI 26-50	W-L RECORDS	RPI 51-100	RPI 101-150	RPI 150+				
7- 23	0- 5	0- 2	OVERALL	0- 5	0- 4	7- 7				
6- 11	0- 3	0- 1	HOME	0- 4	0- 0	6- 3				
0- 10	0- 2	0- 1	AWAY	0- 1	0- 4	0- 2				
1- 2	0- 0	0- 0	NEUTRAL	0- 0	0- 0	1- 2				
7- 6	0- 0	0- 0	NON-CONFERENCE	0- 1	0- 1	7- 4				
6- 3	0- 0	0- 0	HOME	0- 1	0- 0	6- 2				
0- 2	0- 0	0- 0	AWAY	0- 0	0- 1	0- 1				
1- 1	0- 0	0- 0	NEUTRAL	0- 0	0- 0	1- 1				
0- 17	0- 5	0- 2	CONFERENCE	0- 4	0- 3	0- 3				
0- 8	0- 3	0- 1	HOME	0- 3	0- 0	0- 1				
0- 8	0- 2	0- 1	AWAY	0- 1	0- 3	0- 1				
0- 1	0- 0	0- 0	NEUTRAL	0- 0	0- 0	0- 1				

RPI	S	Opponent	Score	RPI	S	Opponent	Score	RPI	S	Opponent	Score	RPI	S	Opponent	Score	Team's RPI: 296
1	H	South Carolina	32 87	31	H	Arkansas	64 108	60	H	Georgia	51 58	111	A	Auburn	43 59	
13	A	Mississippi St.	39 80	36	A	LSU	44 52	63	A	Tennessee	66 77	126	A	Vanderbilt	47 63	
13	H	Mississippi St.	59 84					63	H	Tennessee	28 84	135	A	Florida	72 74	
17	A	Texas A&M	35 79					67	H	Alabama	56 57	142	A	Texas Tech	48 84	
23	H	Kentucky	52 94					97	H	Southeast Mo. St.	53 70	153	H	Sam Houston St.	75 69	
												170	A	Missouri	67 82	
												170	H	Missouri	57 71	
												170	N	Missouri	53 64	
												172	H	New Orleans	64 69	
												195	H	Louisiana	42 53	
												203	A	Southern Miss.	53 59	
												267	H	Louisiana Tech	76 53	
												283	N	Pittsburgh	50 58	
												300	H	Ga. Southern	69 66	
												318	H	Alabama St.	93 66	
												324	N	Alcorn	73 55	
												349	H	La.-Monroe	66 42	
												351	H	Mississippi Val.	72 53	
LAST 10 Division I																
170	N	Missouri	53 64	31	H	Arkansas	64 108									
13	H	Mississippi St.	59 84	135	A	Florida	72 74									
63	A	Tennessee	66 77	126	A	Vanderbilt	47 63									
170	A	Missouri	67 82	67	H	Alabama	56 57									
23	H	Kentucky	52 94	1	H	South Carolina	32 87									

Non-Div I Games:

Ole Miss

■ Loss, 
■ Non-Conf, 
■ S Site, 
■ H Home 
■ A Away 
N Neutral

Average RPI Win: <b>267</b>	WON-LOST	WINNING	LAST 10	STRENGTH OF	OPP. STRENGTH	TEAM	ADJ.	CONF.	ADJ CONF.
Average RPI Loss: <b>162</b>	RECORD	PCT. RANK	GAMES	SCHEDULE	OF SCHEDULE	RPI	RPI	RPI	RPI
DIV. I ONLY	5- 22	322	1-9	174	256	314	314	19	19
DIV. I NON-CONF.	3- 8	268	0	93	317	256	256	18	18
TOTALS	RPI 1-25	RPI 26-50	W-L RECORDS	RPI 51-100	RPI 101-150	RPI 150+			
5- 22	0- 0	0- 3	OVERALL	0- 5	0- 1	5- 13			
3- 10	0- 0	0- 2	HOME	0- 2	0- 0	3- 6			
1- 11	0- 0	0- 1	AWAY	0- 2	0- 1	1- 7			
1- 1	0- 0	0- 0	NEUTRAL	0- 1	0- 0	1- 0			
3- 8	0- 0	0- 1	NON-CONFERENCE	0- 3	0- 1	3- 3			
2- 3	0- 0	0- 1	HOME	0- 1	0- 0	2- 1			
0- 4	0- 0	0- 0	AWAY	0- 1	0- 1	0- 2			
1- 1	0- 0	0- 0	NEUTRAL	0- 1	0- 0	1- 0			
2- 14	0- 0	0- 2	CONFERENCE	0- 2	0- 0	2- 10			
1- 7	0- 0	0- 1	HOME	0- 1	0- 0	1- 5			
1- 7	0- 0	0- 1	AWAY	0- 1	0- 0	1- 5			
0- 0	0- 0	0- 0	NEUTRAL	0- 0	0- 0	0- 0			

RPI 1-25				RPI 26-50				RPI 51-100				RPI 101+				Team's RPI: 314	
RPI	S	Opponent	Score	RPI	S	Opponent	Score	RPI	S	Opponent	Score	RPI	S	Opponent	Score		
				30	A	South Dakota	44 77	65	H	UNI	45 81	124	A	Kansas	48 63		
				30	H	South Dakota	39 71	73	A	South Dakota St.	59 69	174	A	Northern Ky.	40 57		
				46	H	Creighton	54 67	73	H	South Dakota St.	51 68	190	H	Cleveland St.	66 79		
								75	A	Kansas St.	48 73	199	A	Eastern Ill.	52 65		
								96	N	VCU	66 74	205	H	UMKC	57 53		
												206	A	Western Ill.	66 79		
												206	H	Western Ill.	69 83		
												210	A	Oral Roberts	57 84		
												210	H	Oral Roberts	60 54		
												219	A	North Dakota	57 63		
												219	H	North Dakota	67 71		
												229	A	Denver	60 66		
												229	H	Denver	80 86		
												230	H	Morgan St.	70 64		
												268	A	North Dakota St.	64 67		
												268	H	North Dakota St.	65 74		
												340	A	Purdue Fort Wayne	65 51		
												340	H	Purdue Fort Wayne	57 58		
												351	N	Mississippi Val.	78 70		
LAST 10 Division I																	
				268	A	North Dakota St.	64 67	210	A	Oral Roberts	57 84						
				219	H	North Dakota	67 71	73	A	South Dakota St.	59 69						
				340	A	Purdue Fort Wayne	65 51	268	H	North Dakota St.	65 74						
				206	A	Western Ill.	66 79	30	H	South Dakota	39 71						
				229	H	Denver	80 86	340	H	Purdue Fort Wayne	57 58						

Non-Div I Games: Peru St. 92 58 Graceland (IA) 85 46

Omaha

Loss, Non-Conf, S Site, H Home A Away N Neutral

Oral Roberts

Through Games Of March 6, 2020

Average RPI Win:	247	WON-LOST	WINNING	LAST 10	STRENGTH OF	OPP. STRENGTH	TEAM	ADJ.	CONF.	ADJ CONF.
Average RPI Loss:	137	RECORD	PCT. RANK	GAMES	SCHEDULE	OF SCHEDULE	RPI	RPI	RPI	RPI
DIV. I ONLY	12- 15	205	6-4	216	161	210	210	19	19	
DIV. I NON-CONF.	3- 8	268	0	175	75	267	267	18	18	
TOTALS	RPI 1-25	RPI 26-50	W-L RECORDS	RPI 51-100	RPI 101-150	RPI 150+				
12- 15	0- 0	0- 3	OVERALL	0- 5	0- 1	12- 6				
9- 3	0- 0	0- 1	HOME	0- 1	0- 0	9- 1				
3- 12	0- 0	0- 2	AWAY	0- 4	0- 1	3- 5				
0- 0	0- 0	0- 0	NEUTRAL	0- 0	0- 0	0- 0				
3- 8	0- 0	0- 1	NON-CONFERENCE	0- 3	0- 1	3- 3				
3- 1	0- 0	0- 0	HOME	0- 0	0- 0	3- 1				
0- 7	0- 0	0- 1	AWAY	0- 3	0- 1	0- 2				
0- 0	0- 0	0- 0	NEUTRAL	0- 0	0- 0	0- 0				
9- 7	0- 0	0- 2	CONFERENCE	0- 2	0- 0	9- 3				
6- 2	0- 0	0- 1	HOME	0- 1	0- 0	6- 0				
3- 5	0- 0	0- 1	AWAY	0- 1	0- 0	3- 3				
0- 0	0- 0	0- 0	NEUTRAL	0- 0	0- 0	0- 0				

RPI S	Opponent	Score	RPI S	Opponent	Score	RPI S	Opponent	Score	RPI S	Opponent	Score	Team's RPI: 210
30	A South Dakota	56 79	30	H South Dakota	73 77	58	A Oklahoma St.	44 78	106	A Utah	58 78	
31	A Arkansas	64 96	73	H South Dakota St.	61 76	73	A South Dakota St.	44 58	153	H Sam Houston St.	64 41	
			75	A Kansas St.	69 109	73	H South Dakota St.	61 76	160	H Wichita St.	79 66	
			89	A Nebraska	67 77	75	A Kansas St.	69 109	173	A Southern Utah	58 72	
						89	A Nebraska	67 77	206	A Western Ill.	61 75	
									206	H Western Ill.	71 60	
									219	A North Dakota	86 72	
									219	H North Dakota	75 52	
									229	A Denver	79 91	
									229	H Denver	84 72	
									248	H Texas St.	63 57	
									255	A Tulsa	65 67	
									268	A North Dakota St.	80 76	
									268	H North Dakota St.	70 62	
									314	A Omaha	54 60	
									314	H Omaha	84 57	
									320	H Houston Baptist	73 74	
									340	A Purdue Fort Wayne	79 73	
									340	H Purdue Fort Wayne	96 59	
LAST 10 Division I												
340	H Purdue Fort Wayne	96 59	268	A North Dakota St.	80 76							
206	H Western Ill.	71 60	219	A North Dakota	86 72							
229	A Denver	79 91	73	H South Dakota St.	61 76							
30	H South Dakota	73 77	229	H Denver	84 72							
314	H Omaha	84 57	30	A South Dakota	56 79							

Non-Div I Games: Rogers St. 80 40 Cent. Christian (KS114 60

Oral Roberts

Loss, Non-Conf, S Site, H Home A Away N Neutral

## Oregon

Through Games Of March 6, 2020

Average RPI Win:	96	WON-LOST	WINNING	LAST 10	STRENGTH OF	OPP. STRENGTH	TEAM	ADJ.	CONF.	ADJ CONF.
Average RPI Loss:	22	RECORD	PCT. RANK	GAMES	SCHEDULE	OF SCHEDULE	RPI	RPI	RPI	RPI
DIV. I ONLY	29- 2	4	10-0	13	6	2	2	1	1	
DIV. I NON-CONF.	11- 1	13	1-0	56	27	9	9	1	1	
TOTALS	RPI 1-25	RPI 26-50	W-L RECORDS	RPI 51-100	RPI 101-150	RPI 150+				
29- 2	6- 1	3- 1	OVERALL	8- 0	9- 0	3- 0				
15- 0	2- 0	2- 0	HOME	3- 0	6- 0	2- 0				
11- 1	4- 0	1- 1	AWAY	3- 0	2- 0	1- 0				
3- 1	0- 1	0- 0	NEUTRAL	2- 0	1- 0	0- 0				
11- 1	1- 1	0- 0	NON-CONFERENCE	5- 0	2- 0	3- 0				
6- 0	0- 0	0- 0	HOME	2- 0	2- 0	2- 0				
3- 0	1- 0	0- 0	AWAY	1- 0	0- 0	1- 0				
2- 1	0- 1	0- 0	NEUTRAL	2- 0	0- 0	0- 0				
18- 1	5- 0	3- 1	CONFERENCE	3- 0	7- 0	0- 0				
9- 0	2- 0	2- 0	HOME	1- 0	4- 0	0- 0				
8- 1	3- 0	1- 1	AWAY	2- 0	2- 0	0- 0				
1- 0	0- 0	0- 0	NEUTRAL	0- 0	1- 0	0- 0				

RPI	S	Opponent	Score	RPI	S	Opponent	Score	RPI	S	Opponent	Score	RPI	S	Opponent	Score
5	N	Louisville	62 72	26	A	Arizona	71 64	58	N	Oklahoma St.	89 72	106	A	Utah	90 63
6	A	UConn	74 56	26	H	Arizona	85 52	73	H	South Dakota St.	95 56	106	H	Utah	88 51
7	A	Stanford	74 66	38	A	Arizona St.	66 72	75	H	Kansas St.	89 51	106	N	Utah	79 59
7	H	Stanford	87 55	38	H	Arizona St.	79 48	79	A	Southern California	93 67	107	H	Washington St.	88 57
12	A	UCLA	80 66					91	A	Colorado	101 53	119	A	California	93 61
18	A	Oregon St.	66 57					91	H	Colorado	104 46	119	H	California	105 55
18	H	Oregon St.	76 64					99	A	Syracuse	81 64	138	H	Washington	92 56
								100	N	UT Arlington	91 54	141	H	Texas Southern	99 63
												147	H	Northeastern	89 47
												279	H	Utah St.	109 52
												280	A	Long Beach St.	81 45
												308	H	UC Riverside	84 41
LAST 10 Division I															
106	N	Utah	79 59	79	A	Southern California	93 67	12	A	UCLA	80 66				
138	H	Washington	92 56	38	H	Arizona St.	79 48	26	H	Arizona	85 52				
107	H	Washington St.	88 57	26	H	Arizona	85 52	6	A	UConn	74 56				
7	A	Stanford	74 66												
119	A	California	93 61												

Non-Div I Games:

Oregon

■ Loss, 
 ■ Non-Conf, S Site, 
 ■ Home 
 ■ Away 
 N Neutral



Oregon St.

Through Games Of March 6, 2020

Average RPI Win:	126	WON-LOST	WINNING	LAST 10	STRENGTH OF	OPP. STRENGTH	TEAM	ADJ.	CONF.	ADJ CONF.
Average RPI Loss:	20	RECORD	PCT. RANK	GAMES	SCHEDULE	OF SCHEDULE	RPI	RPI	RPI	RPI
DIV. I ONLY	23- 9	53	5-5	10	21	18	18	1	1	
DIV. I NON-CONF.	12- 0	1	0	52	156	6	6	1	1	
TOTALS	RPI 1-25	RPI 26-50	W-L RECORDS	RPI 51-100	RPI 101-150	RPI 150+				
23- 9	2- 6	2- 2	OVERALL	3- 1	10- 0	6- 0				
14- 3	2- 2	1- 1	HOME	1- 0	5- 0	5- 0				
5- 5	0- 3	1- 1	AWAY	1- 1	3- 0	0- 0				
4- 1	0- 1	0- 0	NEUTRAL	1- 0	2- 0	1- 0				
12- 0	2- 0	0- 0	NON-CONFERENCE	1- 0	3- 0	6- 0				
8- 0	2- 0	0- 0	HOME	0- 0	1- 0	5- 0				
1- 0	0- 0	0- 0	AWAY	0- 0	1- 0	0- 0				
3- 0	0- 0	0- 0	NEUTRAL	1- 0	1- 0	1- 0				
11- 9	0- 6	2- 2	CONFERENCE	2- 1	7- 0	0- 0				
6- 3	0- 2	1- 1	HOME	1- 0	4- 0	0- 0				
4- 5	0- 3	1- 1	AWAY	1- 1	2- 0	0- 0				
1- 1	0- 1	0- 0	NEUTRAL	0- 0	1- 0	0- 0				

RPI	S	Opponent	Score	RPI	S	Opponent	Score	RPI	S	Opponent	Score	RPI	S	Opponent	Score
2	A	Oregon	64 76	26	A	Arizona	63 61	79	A	Southern California	66 72	103	N	Liberty	68 55
2	H	Oregon	57 66	26	H	Arizona	58 65	85	N	BYU	65 34	106	A	Utah	77 65
7	A	Stanford	60 63	38	A	Arizona St.	47 55	91	A	Colorado	79 52	106	H	Utah	77 48
7	H	Stanford	58 61	38	H	Arizona St.	64 62	91	H	Colorado	72 60	107	H	Washington St.	73 58
7	N	Stanford	57 68									107	N	Washington St.	82 55
8	H	Missouri St.	80 69									116	A	Miami (FL)	75 53
12	A	UCLA	74 83									119	A	California	76 63
20	H	DePaul	98 77									119	H	California	81 44
												130	H	Pacific	69 57
												138	H	Washington	75 61
												173	H	Southern Utah	95 45
												175	N	Northern Ariz.	91 57
												222	H	Hawaii	64 32
												252	H	CSU Bakersfield	69 50
												276	H	UC Irvine	86 57
												279	H	Utah St.	75 46
LAST 10 Division I															
		7 N Stanford	57 68			7 A Stanford	60 63								
		107 N Washington St.	82 55			12 A UCLA	74 83								
		107 H Washington St.	73 58			79 A Southern California	66 72								
		138 H Washington	75 61			26 H Arizona	58 65								
		119 A California	76 63			38 H Arizona St.	64 62								

Non-Div I Games:

Oregon St.

Loss, Non-Conf, S Site, H Home A Away N Neutral

Average RPI Win:	216	WON-LOST	WINNING	LAST 10	STRENGTH OF	OPP. STRENGTH	TEAM	ADJ.	CONF.	ADJ CONF.
Average RPI Loss:	112	RECORD	PCT. RANK	GAMES	SCHEDULE	OF SCHEDULE	RPI	RPI	RPI	RPI
DIV. I ONLY	17- 13	139	5-5	155	119	130	130	11	11	
DIV. I NON-CONF.	7- 4	100	0	188	184	103	103	11	11	
TOTALS	RPI 1-25	RPI 26-50	W-L RECORDS	RPI 51-100	RPI 101-150	RPI 150+				
17- 13	0- 4	1- 0	OVERALL	0- 2	2- 2	14- 5				
9- 4	0- 1	0- 0	HOME	0- 1	1- 1	8- 1				
6- 8	0- 3	1- 0	AWAY	0- 1	1- 1	4- 3				
2- 1	0- 0	0- 0	NEUTRAL	0- 0	0- 0	2- 1				
7- 4	0- 2	1- 0	NON-CONFERENCE	0- 0	0- 0	6- 2				
4- 0	0- 0	0- 0	HOME	0- 0	0- 0	4- 0				
2- 3	0- 2	1- 0	AWAY	0- 0	0- 0	1- 1				
1- 1	0- 0	0- 0	NEUTRAL	0- 0	0- 0	1- 1				
10- 9	0- 2	0- 0	CONFERENCE	0- 2	2- 2	8- 3				
5- 4	0- 1	0- 0	HOME	0- 1	1- 1	4- 1				
4- 5	0- 1	0- 0	AWAY	0- 1	1- 1	3- 2				
1- 0	0- 0	0- 0	NEUTRAL	0- 0	0- 0	1- 0				

RPI 1-25				RPI 26-50				RPI 51-100				RPI 101+ Team's RPI: 130			
RPI	S	Opponent	Score	RPI	S	Opponent	Score	RPI	S	Opponent	Score	RPI	S	Opponent	Score
10	A	Gonzaga	67 68	39	A	Drexel	58 51	85	A	BYU	54 65	114	A	San Diego	61 66
10	H	Gonzaga	65 83					85	H	BYU	66 76	114	H	San Diego	64 66
12	A	UCLA	57 68									132	A	Portland	77 73
18	A	Oregon St.	57 69									132	H	Portland	77 70
												159	N	Toledo	65 66
												187	A	Pepperdine	54 59
												187	H	Pepperdine	64 63
												191	A	Santa Clara	65 75
												191	H	Santa Clara	71 69
												191	N	Santa Clara	67 49
												202	A	Saint Mary's (CA)	68 66
												202	H	Saint Mary's (CA)	65 53
												205	H	UMKC	89 60
												215	A	San Francisco	84 61
												215	H	San Francisco	61 67
												226	H	SMU	77 49
												247	A	UC Santa Barbara	63 53
												252	A	CSU Bakersfield	70 80
												271	H	Indiana St.	83 66
												295	A	LMU (CA)	87 70
												295	H	LMU (CA)	76 67
												321	N	St. Francis Brooklyn	71 62
												326	H	Weber St.	76 53
LAST 10 Division I															
191	N	Santa Clara	67 49	114	A	San Diego	61 66								
191	H	Santa Clara	71 69	132	H	Portland	77 70								
215	H	San Francisco	61 67	10	H	Gonzaga	65 83								
202	H	Saint Mary's (CA)	65 53	295	A	LMU (CA)	87 70								
85	A	BYU	54 65	187	A	Pepperdine	54 59								

Non-Div I Games:

Pacific

■ Loss, 
 ■ Non-Conf, 
 ■ S Site, 
 ■ Home 
 ■ A Away 
 N Neutral

Average RPI Win:	197	WON-LOST	WINNING	LAST 10	STRENGTH OF	OPP. STRENGTH	TEAM	ADJ.	CONF.	ADJ CONF.
Average RPI Loss:	59	RECORD	PCT. RANK	GAMES	SCHEDULE	OF SCHEDULE	RPI	RPI	RPI	RPI
DIV. I ONLY	18- 7	52	8-2	167	85	64	64	7	7	
DIV. I NON-CONF.	9- 3	63	0	306	99	102	102	8	8	
TOTALS	RPI 1-25	RPI 26-50	W-L RECORDS	RPI 51-100	RPI 101-150	RPI 150+				
18- 7	0- 3	1- 0	OVERALL	1- 2	2- 2	14- 0				
10- 2	0- 1	1- 0	HOME	0- 1	2- 0	7- 0				
8- 5	0- 2	0- 0	AWAY	1- 1	0- 2	7- 0				
0- 0	0- 0	0- 0	NEUTRAL	0- 0	0- 0	0- 0				
9- 3	0- 1	1- 0	NON-CONFERENCE	0- 1	0- 1	8- 0				
5- 0	0- 0	1- 0	HOME	0- 0	0- 0	4- 0				
4- 3	0- 1	0- 0	AWAY	0- 1	0- 1	4- 0				
0- 0	0- 0	0- 0	NEUTRAL	0- 0	0- 0	0- 0				
9- 4	0- 2	0- 0	CONFERENCE	1- 1	2- 1	6- 0				
5- 2	0- 1	0- 0	HOME	0- 1	2- 0	3- 0				
4- 2	0- 1	0- 0	AWAY	1- 0	0- 1	3- 0				
0- 0	0- 0	0- 0	NEUTRAL	0- 0	0- 0	0- 0				

RPI 1-25				RPI 26-50				RPI 51-100 Team's RPI: 64				RPI 101+			
RPI	S	Opponent	Score	RPI	S	Opponent	Score	RPI	S	Opponent	Score	RPI	S	Opponent	Score
9	A	Princeton	44 80	39	H	Drexel	53 49	53	A	Yale	53 51	108	H	Columbia	86 84
9	H	Princeton	55 75					53	H	Yale	54 71	117	A	Temple	72 76
25	A	Duke	50 66					78	A	Villanova	58 70	123	A	Harvard	51 58
												123	H	Harvard	70 48
												171	A	Dartmouth	66 33
												171	H	Dartmouth	67 31
												193	A	La Salle	65 49
												194	A	Cornell	67 46
												194	H	Cornell	63 41
												211	A	Brown	85 73
												211	H	Brown	74 60
												222	A	Hawaii	70 55
												224	H	Stetson	81 41
												232	A	Saint Joseph's	55 45
												239	H	Iona	74 42
												281	H	Siena	92 44
												329	A	NJIT	85 51
												344	H	Hartford	74 46
LAST 10 Division I															
194	A	Cornell	67 46	171	H	Dartmouth	67 31								
211	H	Brown	74 60	53	A	Yale	53 51								
53	H	Yale	54 71	211	A	Brown	85 73								
9	A	Princeton	44 80	194	H	Cornell	63 41								
123	H	Harvard	70 48	108	H	Columbia	86 84								

Non-Div I Games: Chaminade 90 39

Penn

Average RPI Win:	209	WON-LOST	WINNING	LAST 10	STRENGTH OF	OPP. STRENGTH	TEAM	ADJ.	CONF.	ADJ CONF.
Average RPI Loss:	80	RECORD	PCT. RANK	GAMES	SCHEDULE	OF SCHEDULE	RPI	RPI	RPI	RPI
DIV. I ONLY	7- 23	308	0-10	36	56	216	216	2	2	
DIV. I NON-CONF.	6- 5	151	0	199	264	208	208	2	2	
-----										
TOTALS	RPI 1-25	RPI 26-50	W-L RECORDS	RPI 51-100	RPI 101-150	RPI 150+				
7- 23	0- 8	0- 5	OVERALL	1- 4	1- 2	5- 4				
5- 11	0- 4	0- 2	HOME	1- 2	1- 0	3- 3				
1- 10	0- 4	0- 3	AWAY	0- 1	0- 2	1- 0				
1- 2	0- 0	0- 0	NEUTRAL	0- 1	0- 0	1- 1				
6- 5	0- 1	0- 0	NON-CONFERENCE	1- 1	0- 0	5- 3				
4- 3	0- 0	0- 0	HOME	1- 1	0- 0	3- 2				
1- 1	0- 1	0- 0	AWAY	0- 0	0- 0	1- 0				
1- 1	0- 0	0- 0	NEUTRAL	0- 0	0- 0	1- 1				
1- 18	0- 7	0- 5	CONFERENCE	0- 3	1- 2	0- 1				
1- 8	0- 4	0- 2	HOME	0- 1	1- 0	0- 1				
0- 9	0- 3	0- 3	AWAY	0- 1	0- 2	0- 0				
0- 1	0- 0	0- 0	NEUTRAL	0- 1	0- 0	0- 0				

RPI 1-25				RPI 26-50				RPI 51-100				RPI 101+ Team's RPI: 216			
RPI	S	Opponent	Score	RPI	S	Opponent	Score	RPI	S	Opponent	Score	RPI	S	Opponent	Score
3	H	Maryland	69 106	28	A	Michigan	48 82	80	H	Fordham	72 59	102	A	Michigan St.	80 99
9	A	Princeton	55 72	28	H	Michigan	66 80	89	A	Nebraska	58 75	102	H	Michigan St.	86 73
11	A	Northwestern	59 85	44	A	Purdue	68 81	92	H	Minnesota	74 81	146	A	Wisconsin	65 71
11	H	Northwestern	59 82	47	A	Rutgers	39 72	92	N	Minnesota	65 85	186	A	Towson	73 67
14	H	Indiana	60 76	47	H	Rutgers	57 62	95	H	Rider	70 78	193	H	La Salle	67 69
15	A	Iowa	57 100									204	H	Illinois	66 70
15	H	Iowa	66 77									221	H	Clemson	68 55
19	A	Ohio St.	70 80									249	H	George Mason	68 78
												280	N	Long Beach St.	56 64
												283	H	Pittsburgh	78 73
												292	N	N.C. Central	92 68
												299	H	Sacred Heart	88 65
-----															
LAST 10 Division I															
92	N	Minnesota	65 85	89	A	Nebraska	58 75								
102	A	Michigan St.	80 99	204	H	Illinois	66 70								
28	H	Michigan	66 80	47	A	Rutgers	39 72								
15	A	Iowa	57 100	11	H	Northwestern	59 82								
3	H	Maryland	69 106	15	H	Iowa	66 77								

Non-Div I Games:

Penn St.

■ Loss, 
 ■ Non-Conf, 
 ■ S Site, 
 ■ H Home 
 ■ A Away 
 N Neutral

# Pepperdine

Through Games Of March 6, 2020

Average RPI Win:	219	WON-LOST	WINNING	LAST 10	STRENGTH OF	OPP. STRENGTH	TEAM	ADJ.	CONF.	ADJ CONF.
Average RPI Loss:	131	RECORD	PCT. RANK	GAMES	SCHEDULE	OF SCHEDULE	RPI	RPI	RPI	RPI
DIV. I ONLY	13- 14	183	6-4	192	117	187	187	11	11	
DIV. I NON-CONF.	4- 4	164	0	304	206	242	242	11	11	
TOTALS	RPI 1-25	RPI 26-50	W-L RECORDS	RPI 51-100	RPI 101-150	RPI 150+				
13- 14	0- 2	0- 0	OVERALL	0- 3	2- 5	11- 4				
7- 6	0- 1	0- 0	HOME	0- 1	2- 1	5- 3				
5- 8	0- 1	0- 0	AWAY	0- 2	0- 4	5- 1				
1- 0	0- 0	0- 0	NEUTRAL	0- 0	0- 0	1- 0				
4- 4	0- 0	0- 0	NON-CONFERENCE	0- 1	0- 1	4- 2				
2- 2	0- 0	0- 0	HOME	0- 0	0- 0	2- 2				
2- 2	0- 0	0- 0	AWAY	0- 1	0- 1	2- 0				
0- 0	0- 0	0- 0	NEUTRAL	0- 0	0- 0	0- 0				
9- 10	0- 2	0- 0	CONFERENCE	0- 2	2- 4	7- 2				
5- 4	0- 1	0- 0	HOME	0- 1	2- 1	3- 1				
3- 6	0- 1	0- 0	AWAY	0- 1	0- 3	3- 1				
1- 0	0- 0	0- 0	NEUTRAL	0- 0	0- 0	1- 0				

RPI S Opponent	Score	RPI S Opponent	Score	RPI S Opponent	Score	RPI S Opponent	Score	Team's RPI: 187
10 <span>A</span> Gonzaga	36 <span>70</span>			85 <span>A</span> BYU	64 <span>66</span>	107 <span>A</span> Washington St.	48 <span>85</span>	
10 <span>H</span> Gonzaga	50 <span>64</span>			85 <span>H</span> BYU	47 <span>65</span>	114 <span>A</span> San Diego	58 <span>62</span>	
				86 <span>A</span> Boise St.	74 <span>76</span>	114 <span>H</span> San Diego	73 57	
						130 <span>A</span> Pacific	63 <span>64</span>	
						130 <span>H</span> Pacific	59 54	
						132 <span>A</span> Portland	67 <span>69</span>	
						132 <span>H</span> Portland	62 <span>64</span>	
						153 <span>H</span> UC Davis	70 67	
						191 <span>A</span> Santa Clara	79 61	
						191 <span>H</span> Santa Clara	79 71	
						202 <span>A</span> Saint Mary's (CA)	78 <span>85</span>	
						202 <span>H</span> Saint Mary's (CA)	73 64	
						202 N Saint Mary's (CA)	87 72	
						215 <span>A</span> San Francisco	70 64	
						215 <span>H</span> San Francisco	82 70	
						220 <span>H</span> UNLV	44 <span>69</span>	
						222 <span>H</span> Hawaii	51 <span>52</span>	
						295 <span>A</span> LMU (CA)	77 66	
						295 <span>H</span> LMU (CA)	77 <span>84</span>	
						310 <span>H</span> Cal Poly	63 53	
						312 <span>A</span> Eastern Wash.	53 52	
						313 <span>A</span> New Mexico St.	72 69	
LAST 10 Division I								
202 N Saint Mary's (CA)	87 72	295 <span>A</span> LMU (CA)	77 66					
114 <span>A</span> San Diego	58 <span>62</span>	191 <span>A</span> Santa Clara	79 61					
85 <span>A</span> BYU	64 <span>66</span>	215 <span>A</span> San Francisco	70 64					
10 <span>H</span> Gonzaga	50 <span>64</span>	202 <span>H</span> Saint Mary's (CA)	73 64					
132 <span>H</span> Portland	62 <span>64</span>	130 <span>H</span> Pacific	59 54					

Non-Div I Games: Concordia (CA) 76 57 Cal St. L.A. 79 56

Pepperdine

Loss, Non-Conf, S Site, H Home A Away N Neutral

## Pittsburgh

## Through Games Of March 6, 2020

Average RPI Win:	234	WON-LOST	WINNING	LAST 10	STRENGTH OF	OPP. STRENGTH	TEAM	ADJ.	CONF.	ADJ CONF.
Average RPI Loss:	96	RECORD	PCT. RANK	GAMES	SCHEDULE	OF SCHEDULE	RPI	RPI	RPI	RPI
DIV. I ONLY	5- 26	327	1-9	97	61	283	283	5	5	
DIV. I NON-CONF.	3- 8	268	0	260	212	310	310	4	4	
TOTALS	RPI 1-25	RPI 26-50	W-L RECORDS	RPI 51-100	RPI 101-150	RPI 150+				
5- 26	0- 4	0- 3	OVERALL	0- 10	2- 5	3- 4				
3- 12	0- 3	0- 1	HOME	0- 4	1- 2	2- 2				
0- 12	0- 1	0- 2	AWAY	0- 4	0- 3	0- 2				
2- 2	0- 0	0- 0	NEUTRAL	0- 2	1- 0	1- 0				
3- 8	0- 0	0- 1	NON-CONFERENCE	0- 3	0- 1	3- 3				
2- 4	0- 0	0- 0	HOME	0- 1	0- 1	2- 2				
0- 3	0- 0	0- 1	AWAY	0- 1	0- 0	0- 1				
1- 1	0- 0	0- 0	NEUTRAL	0- 1	0- 0	1- 0				
2- 18	0- 4	0- 2	CONFERENCE	0- 7	2- 4	0- 1				
1- 8	0- 3	0- 1	HOME	0- 3	1- 1	0- 0				
0- 9	0- 1	0- 1	AWAY	0- 3	0- 3	0- 1				
1- 1	0- 0	0- 0	NEUTRAL	0- 1	1- 0	0- 0				

RPI	S	Opponent	Score	RPI	S	Opponent	Score	RPI	S	Opponent	Score	RPI	S	Opponent	Score	Team's RPI: 283
5	A	Louisville	49 83	34	A	UCF	58 74	57	A	Boston College	59 70	110	H	Wake Forest	53 48	
5	H	Louisville	47 79	37	H	Florida St.	41 66	57	H	Boston College	70 79	116	A	Miami (FL)	54 73	
22	H	NC State	44 88	40	A	Virginia Tech	56 68	72	A	Virginia	55 66	118	A	Notre Dame	52 74	
25	H	Duke	56 73					76	A	Cincinnati	53 69	118	H	Notre Dame	52 60	
								81	H	Georgia Tech	48 77	118	N	Notre Dame	67 65	
								81	N	Georgia Tech	58 68	127	H	Duquesne	62 81	
								82	H	Stony Brook	56 59	149	A	North Carolina	62 70	
								88	N	Ohio	50 72	216	A	Penn St.	73 78	
								99	A	Syracuse	53 71	221	A	Clemson	67 75	
								99	H	Syracuse	51 69	227	H	Miami (OH)	71 80	
												254	H	Georgetown	56 66	
												296	N	Ole Miss	58 50	
												303	H	Fairleigh Dickinson	69 60	
												345	H	Central Conn. St.	81 73	
LAST 10 Division I																
		81 N Georgia Tech	58 68			57 A Boston College	59 70									
		118 N Notre Dame	67 65			99 A Syracuse	53 71									
		116 A Miami (FL)	54 73			25 H Duke	56 73									
		72 A Virginia	55 66			118 A Notre Dame	52 74									
		5 H Louisville	47 79			81 H Georgia Tech	48 77									

Non-Div I Games:

Pittsburgh

■ Loss, 
■ Non-Conf, 
■ S Site, 
■ H Home 
■ A Away 
N Neutral

Portland

Through Games Of March 6, 2020

Average RPI Win: <b>215</b>	WON-LOST	WINNING	LAST 10	STRENGTH OF	OPP. STRENGTH	TEAM	ADJ.	CONF.	ADJ CONF.
Average RPI Loss: <b>120</b>	RECORD	PCT. RANK	GAMES	SCHEDULE	OF SCHEDULE	RPI	RPI	RPI	RPI
DIV. I ONLY	16- 11	125	6-4	161	150	132	132	11	11
DIV. I NON-CONF.	5- 4	140	0	243	312	198	198	11	11
TOTALS	RPI 1-25	RPI 26-50	W-L RECORDS	RPI 51-100	RPI 101-150	RPI 150+			
16- 11	0- 2	0- 0	OVERALL	2- 2	0- 4	14- 3			
7- 7	0- 1	0- 0	HOME	1- 2	0- 2	6- 2			
9- 4	0- 1	0- 0	AWAY	1- 0	0- 2	8- 1			
0- 0	0- 0	0- 0	NEUTRAL	0- 0	0- 0	0- 0			
5- 4	0- 0	0- 0	NON-CONFERENCE	1- 1	0- 0	4- 3			
2- 3	0- 0	0- 0	HOME	1- 1	0- 0	1- 2			
3- 1	0- 0	0- 0	AWAY	0- 0	0- 0	3- 1			
0- 0	0- 0	0- 0	NEUTRAL	0- 0	0- 0	0- 0			
11- 7	0- 2	0- 0	CONFERENCE	1- 1	0- 4	10- 0			
5- 4	0- 1	0- 0	HOME	0- 1	0- 2	5- 0			
6- 3	0- 1	0- 0	AWAY	1- 0	0- 2	5- 0			
0- 0	0- 0	0- 0	NEUTRAL	0- 0	0- 0	0- 0			

RPI 1-25				RPI 26-50				RPI 51-100				RPI 101+ Team's RPI: 132			
RPI	S	Opponent	Score	RPI	S	Opponent	Score	RPI	S	Opponent	Score	RPI	S	Opponent	Score
10	A	Gonzaga	57 <b>62</b>					66	H	Fresno St.	75 64	114	A	San Diego	55 <b>74</b>
10	H	Gonzaga	42 <b>56</b>					85	A	BYU	57 48	114	H	San Diego	58 <b>62</b>
								85	H	BYU	54 <b>66</b>	130	A	Pacific	70 <b>77</b>
								90	H	Abilene Christian	69 <b>76</b>	130	H	Pacific	73 <b>77</b>
												161	H	Loyola Chicago	64 <b>78</b>
												187	A	Pepperdine	64 62
												187	H	Pepperdine	69 67
												191	A	Santa Clara	80 77
												191	H	Santa Clara	84 62
												196	H	Portland St.	71 <b>77</b>
												202	A	Saint Mary's (CA)	72 53
												202	H	Saint Mary's (CA)	78 65
												215	A	San Francisco	73 66
												215	H	San Francisco	69 49
												238	H	Grand Canyon	73 41
												273	A	Air Force	72 56
												279	A	Utah St.	70 64
												285	A	CSUN	64 <b>73</b>
												295	A	LMU (CA)	89 78
												295	H	LMU (CA)	74 49
												326	A	Weber St.	78 59
LAST 10 Division I															
10	H	Gonzaga	42 <b>56</b>	130	A	Pacific	70 <b>77</b>								
295	A	LMU (CA)	89 78	202	A	Saint Mary's (CA)	72 53								
187	A	Pepperdine	64 62	114	H	San Diego	58 <b>62</b>								
215	H	San Francisco	69 49	85	H	BYU	54 <b>66</b>								
191	H	Santa Clara	84 62	187	H	Pepperdine	69 67								

Non-Div I Games: Warner Pacific 78 36 Willamette 82 42

Portland

Loss, Non-Conf, S Site, H Home A Away N Neutral

Average RPI Win:	221	WON-LOST	WINNING	LAST 10	STRENGTH OF	OPP. STRENGTH	TEAM	ADJ.	CONF.	ADJ CONF.
Average RPI Loss:	174	RECORD	PCT. RANK	GAMES	SCHEDULE	OF SCHEDULE	RPI	RPI	RPI	RPI
DIV. I ONLY	14- 15	182	3-7	197	252	196	196	18	18	
DIV. I NON-CONF.	5- 4	140	0	81	325	99	99	17	17	
TOTALS	RPI 1-25	RPI 26-50	W-L RECORDS	RPI 51-100	RPI 101-150	RPI 150+				
14- 15	0- 0	0- 0	OVERALL	0- 4	2- 1	12- 10				
7- 6	0- 0	0- 0	HOME	0- 2	1- 0	6- 4				
7- 8	0- 0	0- 0	AWAY	0- 2	1- 1	6- 5				
0- 1	0- 0	0- 0	NEUTRAL	0- 0	0- 0	0- 1				
5- 4	0- 0	0- 0	NON-CONFERENCE	0- 2	1- 0	4- 2				
2- 1	0- 0	0- 0	HOME	0- 1	0- 0	2- 0				
3- 2	0- 0	0- 0	AWAY	0- 1	1- 0	2- 1				
0- 1	0- 0	0- 0	NEUTRAL	0- 0	0- 0	0- 1				
9- 11	0- 0	0- 0	CONFERENCE	0- 2	1- 1	8- 8				
5- 5	0- 0	0- 0	HOME	0- 1	1- 0	4- 4				
4- 6	0- 0	0- 0	AWAY	0- 1	0- 1	4- 4				
0- 0	0- 0	0- 0	NEUTRAL	0- 0	0- 0	0- 0				

RPI 1-25				RPI 26-50				RPI 51-100				RPI 101+				Team's RPI: 196	
RPI	S	Opponent	Score	RPI	S	Opponent	Score	RPI	S	Opponent	Score	RPI	S	Opponent	Score		
								62	A	Montana St.	67	98	109	A	Idaho	52	65
								62	H	Montana St.	62	73	109	H	Idaho	74	53
								63	H	Tennessee	61	88	132	A	Portland	77	71
								86	A	Boise St.	57	82	152	A	Montana	55	62
													152	H	Montana	78	65
													153	A	UC Davis	76	70
													173	A	Southern Utah	58	71
													173	H	Southern Utah	72	81
													175	A	Northern Ariz.	68	63
													175	H	Northern Ariz.	66	54
													176	A	Idaho St.	69	64
													176	H	Idaho St.	63	68
													205	A	UMKC	69	87
													225	A	Northern Colo.	58	77
													225	H	Northern Colo.	51	78
													234	H	Nevada	80	75
													238	H	Grand Canyon	69	46
													276	A	UC Irvine	70	61
													276	N	UC Irvine	75	83
													304	A	Sacramento St.	91	68
													304	H	Sacramento St.	70	73
													312	A	Eastern Wash.	75	79
													312	H	Eastern Wash.	75	58
													326	A	Weber St.	76	57
													326	H	Weber St.	88	63
LAST 10 Division I																	
				304	A	Sacramento St.	91	68		109	A	Idaho	52	65			
				175	A	Northern Ariz.	68	63		312	A	Eastern Wash.	75	79			
				326	H	Weber St.	88	63		225	H	Northern Colo.	51	78			
				176	H	Idaho St.	63	68		173	H	Southern Utah	72	81			
				62	A	Montana St.	67	98		152	A	Montana	55	62			

Non-Div I Games: Multnomah 104 48

Portland St.

■ Loss, 
 ■ Non-Conf, 
 ■ S Site, 
 ■ H Home 
 ■ A Away 
 N Neutral



Average RPI Win:	288	WON-LOST	WINNING	LAST 10	STRENGTH OF	OPP. STRENGTH	TEAM	ADJ.	CONF.	ADJ CONF.
Average RPI Loss:	176	RECORD	PCT. RANK	GAMES	SCHEDULE	OF SCHEDULE	RPI	RPI	RPI	RPI
DIV. I ONLY	9- 17	270	6-4	308	323	301	301	32	32	
DIV. I NON-CONF.	0- 9	338	0	68	12	295	295	31	31	
TOTALS	RPI 1-25	RPI 26-50	W-L RECORDS	RPI 51-100	RPI 101-150	RPI 150+				
9- 17	0- 1	0- 1	OVERALL	0- 3	1- 4	8- 8				
6- 4	0- 0	0- 0	HOME	0- 0	1- 1	5- 3				
3- 11	0- 1	0- 1	AWAY	0- 2	0- 3	3- 4				
0- 2	0- 0	0- 0	NEUTRAL	0- 1	0- 0	0- 1				
0- 9	0- 1	0- 1	NON-CONFERENCE	0- 3	0- 3	0- 1				
0- 1	0- 0	0- 0	HOME	0- 0	0- 1	0- 0				
0- 6	0- 1	0- 1	AWAY	0- 2	0- 2	0- 0				
0- 2	0- 0	0- 0	NEUTRAL	0- 1	0- 0	0- 1				
9- 8	0- 0	0- 0	CONFERENCE	0- 0	1- 1	8- 7				
6- 3	0- 0	0- 0	HOME	0- 0	1- 0	5- 3				
3- 5	0- 0	0- 0	AWAY	0- 0	0- 1	3- 4				
0- 0	0- 0	0- 0	NEUTRAL	0- 0	0- 0	0- 0				

RPI 1-25				RPI 26-50				RPI 51-100				RPI 101+ Team's RPI: 301			
RPI	S	Opponent	Score	RPI	S	Opponent	Score	RPI	S	Opponent	Score	RPI	S	Opponent	Score
17	A	Texas A&M	38 80	26	A	Arizona	48 83	59	A	Rice	55 77	135	H	Florida	44 51
								70	N	A&M-Corpus Christi	52 64	141	A	Texas Southern	65 88
								83	A	Oklahoma	48 94	141	H	Texas Southern	50 47
												142	A	Texas Tech	48 82
												146	A	Wisconsin	42 68
												155	A	Jackson St.	49 53
												155	H	Jackson St.	62 52
												227	N	Miami (OH)	52 65
												236	H	Southern U.	48 68
												253	A	Alabama A&M	44 54
												253	H	Alabama A&M	60 53
												318	A	Alabama St.	62 59
												318	H	Alabama St.	52 61
												324	A	Alcorn	39 77
												324	H	Alcorn	63 68
												328	A	Ark.-Pine Bluff	54 69
												328	H	Ark.-Pine Bluff	61 51
												347	A	Grambling	67 54
												347	H	Grambling	65 58
												351	A	Mississippi Val.	89 72
												351	H	Mississippi Val.	81 47
LAST 10 Division I															
				324	A	Alcorn	39 77					155	H	Jackson St.	62 52
				253	H	Alabama A&M	60 53					347	H	Grambling	65 58
				318	H	Alabama St.	52 61					141	H	Texas Southern	50 47
				351	A	Mississippi Val.	89 72					253	A	Alabama A&M	44 54
				328	A	Ark.-Pine Bluff	54 69					318	A	Alabama St.	62 59

Non-Div I Games:      Huston-Tillotson    79    60                  Wiley                                  75    42                  Tex. A&M-Kingsville    85    55

Presbyterian

Through Games Of March 6, 2020

Average RPI Win:	281	WON-LOST	WINNING	LAST 10	STRENGTH OF	OPP. STRENGTH	TEAM	ADJ.	CONF.	ADJ CONF.
Average RPI Loss:	199	RECORD	PCT. RANK	GAMES	SCHEDULE	OF SCHEDULE	RPI	RPI	RPI	RPI
DIV. I ONLY	9- 18	275	4-6	301	311	302	302	25	25	
DIV. I NON-CONF.	2- 5	259	0	325	255	311	311	28	28	
TOTALS	RPI 1-25	RPI 26-50	W-L RECORDS	RPI 51-100	RPI 101-150	RPI 150+				
9- 18	0- 0	0- 0	OVERALL	0- 1	0- 5	9- 12				
5- 7	0- 0	0- 0	HOME	0- 0	0- 2	5- 5				
4- 11	0- 0	0- 0	AWAY	0- 1	0- 3	4- 7				
0- 0	0- 0	0- 0	NEUTRAL	0- 0	0- 0	0- 0				
2- 5	0- 0	0- 0	NON-CONFERENCE	0- 1	0- 1	2- 3				
1- 1	0- 0	0- 0	HOME	0- 0	0- 0	1- 1				
1- 4	0- 0	0- 0	AWAY	0- 1	0- 1	1- 2				
0- 0	0- 0	0- 0	NEUTRAL	0- 0	0- 0	0- 0				
7- 13	0- 0	0- 0	CONFERENCE	0- 0	0- 4	7- 9				
4- 6	0- 0	0- 0	HOME	0- 0	0- 2	4- 4				
3- 7	0- 0	0- 0	AWAY	0- 0	0- 2	3- 5				
0- 0	0- 0	0- 0	NEUTRAL	0- 0	0- 0	0- 0				

RPI 1-25			RPI 26-50			RPI 51-100				RPI 101+				Team's RPI: 302			
RPI	S	Opponent	Score	RPI	S	Opponent	Score	RPI	S	Opponent	Score	RPI	S	Opponent	Score		
								56	A	West Virginia	40	56	129	A	Campbell	42	56
													129	H	Campbell	47	53
													135	A	Florida	46	60
													136	A	Hampton	53	67
													136	H	Hampton	42	71
													178	A	Gardner-Webb	56	53
													178	H	Gardner-Webb	64	49
													181	A	High Point	55	60
													181	H	High Point	71	79
													185	A	Radford	42	54
													185	H	Radford	39	65
													204	A	Illinois	52	71
													258	A	UNC Asheville	39	54
													258	H	UNC Asheville	48	64
													263	H	Col. of Charleston	58	54
													265	H	UNCW	60	70
													266	A	Winthrop	54	61
													266	H	Winthrop	88	54
													272	A	Wofford	60	67
													275	A	Longwood	82	77
													275	H	Longwood	60	71
													330	A	USC Upstate	60	70
													330	H	USC Upstate	55	42
													343	A	Charleston So.	67	46
													343	H	Charleston So.	76	53
													350	A	South Carolina St.	70	49
LAST 10 Division I																	
				266	H	Winthrop	88	54					343	H	Charleston So.	76	53
				129	A	Campbell	42	56					258	H	UNC Asheville	48	64
				181	H	High Point	71	79					275	A	Longwood	82	77
				136	A	Hampton	53	67					330	A	USC Upstate	60	70
				178	H	Gardner-Webb	64	49					185	H	Radford	39	65

Non-Div I Games: William Peace 72 35 Brevard 74 45

Presbyterian

Loss, Non-Conf, S Site, H Home A Away N Neutral

Average RPI Win: 150		WON-LOST	WINNING	LAST 10	STRENGTH OF	OPP. STRENGTH	TEAM	ADJ.	CONF.	ADJ CONF.
Average RPI Loss: 15		RECORD	PCT. RANK	GAMES	SCHEDULE	OF SCHEDULE	RPI	RPI	RPI	RPI
DIV. I ONLY		25- 1	3	10-0	71	100	9	9	7	7
DIV. I NON-CONF.		12- 1	10	0	147	111	23	23	8	8
TOTALS		RPI 1-25	RPI 26-50		W-L RECORDS		RPI 51-100	RPI 101-150	RPI 150+	
25- 1	0- 1	1- 0		OVERALL		8- 0	5- 0	11- 0		
14- 0	0- 0	1- 0		HOME		3- 0	2- 0	8- 0		
11- 1	0- 1	0- 0		AWAY		5- 0	3- 0	3- 0		
0- 0	0- 0	0- 0		NEUTRAL		0- 0	0- 0	0- 0		
12- 1	0- 1	1- 0		NON-CONFERENCE		4- 0	1- 0	6- 0		
7- 0	0- 0	1- 0		HOME		1- 0	0- 0	5- 0		
5- 1	0- 1	0- 0		AWAY		3- 0	1- 0	1- 0		
0- 0	0- 0	0- 0		NEUTRAL		0- 0	0- 0	0- 0		
13- 0	0- 0	0- 0		CONFERENCE		4- 0	4- 0	5- 0		
7- 0	0- 0	0- 0		HOME		2- 0	2- 0	3- 0		
6- 0	0- 0	0- 0		AWAY		2- 0	2- 0	2- 0		
0- 0	0- 0	0- 0		NEUTRAL		0- 0	0- 0	0- 0		

RPI	S	Opponent	Score	RPI	S	Opponent	Score	RPI	S	Opponent	Score	RPI	S	Opponent	Score
15	A	Iowa	75 77	33	H	FGCU	67 53	53	A	Marist	62 50	108	A	Columbia	77 52
								53	A	Yale	55 39	108	H	Columbia	77 55
								53	H	Yale	64 49	123	A	Harvard	60 46
								64	A	Penn	75 55	123	H	Harvard	66 45
								64	H	Penn	80 44	144	A	George Washington	75 50
								74	A	Seton Hall	78 76	170	A	Missouri	68 33
								87	A	Saint Louis	66 50	171	A	Dartmouth	66 34
								95	H	Rider	80 47	171	H	Dartmouth	87 55
												194	H	Cornell	60 29
												211	A	Brown	85 48
												211	H	Brown	81 39
												216	H	Penn St.	72 55
												262	H	New Hampshire	77 37
												298	H	Monmouth	52 40
												321	H	St. Francis Brooklyn	76 44
												344	H	Hartford	73 42
LAST 10 Division I															
108	A	Columbia	77 52	123	H	Harvard	66 45								
53	H	Yale	64 49	211	A	Brown	85 48								
211	H	Brown	81 39	53	A	Yale	55 39								
64	H	Penn	80 44	108	H	Columbia	77 55								
171	H	Dartmouth	87 55	194	H	Cornell	60 29								

Non-Div I Games:

Princeton

# Providence

Through Games Of March 6, 2020

Average RPI Win:	217	WON-LOST	WINNING	LAST 10	STRENGTH OF	OPP. STRENGTH	TEAM	ADJ.	CONF.	ADJ CONF.
Average RPI Loss:	90	RECORD	PCT. RANK	GAMES	SCHEDULE	OF SCHEDULE	RPI	RPI	RPI	RPI
DIV. I ONLY	13- 18	222	3-7	177	80	188	188	6	6	
DIV. I NON-CONF.	9- 3	63	0	248	239	90	90	6	6	
TOTALS	RPI 1-25	RPI 26-50	W-L RECORDS	RPI 51-100	RPI 101-150	RPI 150+				
13- 18	0- 2	0- 4	OVERALL	2- 9	2- 0	9- 3				
5- 6	0- 1	0- 2	HOME	2- 3	0- 0	3- 0				
5- 11	0- 1	0- 2	AWAY	0- 5	2- 0	3- 3				
3- 1	0- 0	0- 0	NEUTRAL	0- 1	0- 0	3- 0				
9- 3	0- 0	0- 0	NON-CONFERENCE	1- 2	2- 0	6- 1				
2- 0	0- 0	0- 0	HOME	1- 0	0- 0	1- 0				
5- 2	0- 0	0- 0	AWAY	0- 1	2- 0	3- 1				
2- 1	0- 0	0- 0	NEUTRAL	0- 1	0- 0	2- 0				
4- 15	0- 2	0- 4	CONFERENCE	1- 7	0- 0	3- 2				
3- 6	0- 1	0- 2	HOME	1- 3	0- 0	2- 0				
0- 9	0- 1	0- 2	AWAY	0- 4	0- 0	0- 2				
1- 0	0- 0	0- 0	NEUTRAL	0- 0	0- 0	1- 0				

RPI S	Opponent	Score	RPI S	Opponent	Score	RPI S	Opponent	Score	RPI S	Opponent	Score	Team's RPI: 188
20	A DePaul	71 93	29	A Marquette	55 85	53	A Yale	79 82	106	A Utah	67 60	
20	H DePaul	67 80	29	H Marquette	50 60	57	H Boston College	76 60	145	A Massachusetts	72 63	
			46	A Creighton	63 72	61	A St. John's (NY)	58 64	212	N Rhode Island	58 51	
			46	H Creighton	68 77	61	H St. John's (NY)	54 53	213	H UMass Lowell	63 38	
						71	N Ball St.	51 52	228	A New Mexico	68 86	
						74	A Seton Hall	55 97	254	A Georgetown	53 62	
						74	H Seton Hall	45 71	254	H Georgetown	62 55	
						78	A Villanova	49 51	254	N Georgetown	49 46	
						78	H Villanova	63 74	264	A Xavier	42 61	
						94	A Butler	42 51	264	H Xavier	60 48	
						94	H Butler	47 50	295	N LMU (CA)	48 45	
									298	A Monmouth	68 52	
									323	A Bryant	76 32	
									344	A Hartford	75 57	
LAST 10 Division I												
254	N Georgetown	49 46	61	H St. John's (NY)	54 53							
78	H Villanova	63 74	74	H Seton Hall	45 71							
254	H Georgetown	62 55	46	H Creighton	68 77							
94	A Butler	42 51	20	A DePaul	71 93							
264	A Xavier	42 61	29	A Marquette	55 85							

Non-Div I Games:

Providence

Loss, Non-Conf, S Site, H Home A Away N Neutral

Average RPI Win:	137	WON-LOST	WINNING	LAST 10	STRENGTH OF	OPP. STRENGTH	TEAM	ADJ.	CONF.	ADJ CONF.
Average RPI Loss:	29	RECORD	PCT. RANK	GAMES	SCHEDULE	OF SCHEDULE	RPI	RPI	RPI	RPI
DIV. I ONLY	18- 14	141	3-7	14	5	44	44	2	2	
DIV. I NON-CONF.	9- 3	63	0	21	17	13	13	2	2	
TOTALS	RPI 1-25	RPI 26-50	W-L RECORDS	RPI 51-100	RPI 101-150	RPI 150+				
18- 14	2- 9	2- 3	OVERALL	2- 1	4- 1	8- 0				
9- 6	0- 3	1- 1	HOME	1- 1	1- 1	6- 0				
6- 6	1- 4	0- 2	AWAY	1- 0	2- 0	2- 0				
3- 2	1- 2	1- 0	NEUTRAL	0- 0	1- 0	0- 0				
9- 3	1- 2	2- 1	NON-CONFERENCE	1- 0	0- 0	5- 0				
6- 0	0- 0	1- 0	HOME	1- 0	0- 0	4- 0				
1- 2	0- 1	0- 1	AWAY	0- 0	0- 0	1- 0				
2- 1	1- 1	1- 0	NEUTRAL	0- 0	0- 0	0- 0				
9- 11	1- 7	0- 2	CONFERENCE	1- 1	4- 1	3- 0				
3- 6	0- 3	0- 1	HOME	0- 1	1- 1	2- 0				
5- 4	1- 3	0- 1	AWAY	1- 0	2- 0	1- 0				
1- 1	0- 1	0- 0	NEUTRAL	0- 0	1- 0	0- 0				

RPI 1-25				RPI 26-50				RPI 51-100				RPI 101+			
RPI	S	Opponent	Score	RPI	S	Opponent	Score	RPI	S	Opponent	Score	RPI	S	Opponent	Score
1	A	South Carolina	49 85	27	H	Western Ky.	67 50	89	A	Nebraska	76 68	102	A	Michigan St.	76 66
3	A	Maryland	45 88	28	A	Michigan	63 66	92	H	Minnesota	59 72	102	H	Michigan St.	63 65
3	N	Maryland	62 74	38	N	Arizona St.	59 52	98	H	Kent St.	77 64	102	N	Michigan St.	72 63
10	N	Gonzaga	50 63	40	A	Virginia Tech	54 67					146	A	Wisconsin	62 59
11	A	Northwestern	56 61	47	H	Rutgers	53 59					146	H	Wisconsin	72 61
14	A	Indiana	48 66									184	H	Northern Ill.	68 63
14	H	Indiana	54 66									204	A	Illinois	70 58
15	H	Iowa	71 83									204	H	Illinois	81 67
19	A	Ohio St.	66 50									206	H	Western Ill.	66 59
19	H	Ohio St.	56 77									209	A	Chattanooga	66 34
24	N	Drake	67 47									216	H	Penn St.	81 68
												217	H	Milwaukee	68 55
												241	H	Bowling Green	81 74
LAST 10 Division I															
		3 N Maryland	62 74			204 A Illinois	70 58								
		102 N Michigan St.	72 63			146 A Wisconsin	62 59								
		19 H Ohio St.	56 77			15 H Iowa	71 83								
		3 A Maryland	45 88			28 A Michigan	63 66								
		102 H Michigan St.	63 65			14 H Indiana	54 66								

Non-Div I Games:

Purdue

■ Loss, 
■ Non-Conf, 
■ S Site, 
■ H Home 
■ A Away 
N Neutral

Average RPI Win:	329	WON-LOST	WINNING	LAST 10	STRENGTH OF	OPP. STRENGTH	TEAM	ADJ.	CONF.	ADJ CONF.
Average RPI Loss:	178	RECORD	PCT. RANK	GAMES	SCHEDULE	OF SCHEDULE	RPI	RPI	RPI	RPI
DIV. I ONLY	3- 24	334	1-9	276	210	340	340	19	19	
DIV. I NON-CONF.	2- 9	304	0	288	257	333	333	18	18	
TOTALS	RPI 1-25	RPI 26-50	W-L RECORDS	RPI 51-100	RPI 101-150	RPI 150+				
3- 24	0- 0	0- 2	OVERALL	0- 6	0- 1	3- 15				
2- 10	0- 0	0- 1	HOME	0- 3	0- 0	2- 6				
1- 11	0- 0	0- 1	AWAY	0- 2	0- 0	1- 8				
0- 3	0- 0	0- 0	NEUTRAL	0- 1	0- 1	0- 1				
2- 9	0- 0	0- 0	NON-CONFERENCE	0- 4	0- 1	2- 4				
2- 2	0- 0	0- 0	HOME	0- 2	0- 0	2- 0				
0- 4	0- 0	0- 0	AWAY	0- 1	0- 0	0- 3				
0- 3	0- 0	0- 0	NEUTRAL	0- 1	0- 1	0- 1				
1- 15	0- 0	0- 2	CONFERENCE	0- 2	0- 0	1- 11				
0- 8	0- 0	0- 1	HOME	0- 1	0- 0	0- 6				
1- 7	0- 0	0- 1	AWAY	0- 1	0- 0	1- 5				
0- 0	0- 0	0- 0	NEUTRAL	0- 0	0- 0	0- 0				

RPI S	Opponent	Score	RPI S	Opponent	Score	RPI S	Opponent	Score	RPI S	Opponent	Score	Team's RPI: 340
30	A South Dakota	25 79	30	H South Dakota	41 62	71	H Ball St.	52 83	142	N Texas Tech	48 82	
						73	A South Dakota St.	43 89	156	A Akron	53 64	
						73	H South Dakota St.	69 100	183	A Eastern Mich.	40 64	
						94	A Butler	58 85	206	A Western Ill.	68 79	
						97	H Southeast Mo. St.	48 58	206	H Western Ill.	74 83	
						98	N Kent St.	67 75	210	A Oral Roberts	59 96	
									210	H Oral Roberts	73 79	
									219	A North Dakota	85 91	
									219	H North Dakota	49 63	
									229	A Denver	57 83	
									229	H Denver	67 85	
									268	A North Dakota St.	53 74	
									268	H North Dakota St.	44 58	
									298	N Monmouth	46 60	
									314	A Omaha	58 57	
									314	H Omaha	51 65	
									331	H Evansville	67 64	
									338	A SIUE	53 57	
									341	H UIC	61 50	
LAST 10 Division I												
210	A Oral Roberts	59 96	229	A Denver	57 83							
229	H Denver	67 85	206	H Western Ill.	74 83							
314	H Omaha	51 65	219	H North Dakota	49 63							
73	A South Dakota St.	43 89	268	H North Dakota St.	44 58							
268	A North Dakota St.	53 74	314	A Omaha	58 57							

Non-Div I Games: Heidelberg 82 55 Purdue Northwest 73 50

Purdue Fort Wayne

Loss, Non-Conf, S Site, H Home A Away N Neutral

Quinnipiac

Through Games Of March 6, 2020

Average RPI Win:	264	WON-LOST	WINNING	LAST 10	STRENGTH OF	OPP. STRENGTH	TEAM	ADJ.	CONF.	ADJ CONF.
Average RPI Loss:	117	RECORD	PCT. RANK	GAMES	SCHEDULE	OF SCHEDULE	RPI	RPI	RPI	RPI
DIV. I ONLY	14- 14	172	5-5	147	228	182	182	24	24	
DIV. I NON-CONF.	3- 6	235	0	41	41	166	166	25	25	
TOTALS	RPI 1-25	RPI 26-50	W-L RECORDS	RPI 51-100	RPI 101-150	RPI 150+				
14- 14	0- 1	1- 2	OVERALL	0- 5	0- 2	13- 4				
8- 7	0- 0	1- 1	HOME	0- 2	0- 2	7- 2				
6- 7	0- 1	0- 1	AWAY	0- 3	0- 0	6- 2				
0- 0	0- 0	0- 0	NEUTRAL	0- 0	0- 0	0- 0				
3- 6	0- 1	1- 2	NON-CONFERENCE	0- 1	0- 2	2- 0				
2- 3	0- 0	1- 1	HOME	0- 0	0- 2	1- 0				
1- 3	0- 1	0- 1	AWAY	0- 1	0- 0	1- 0				
0- 0	0- 0	0- 0	NEUTRAL	0- 0	0- 0	0- 0				
11- 8	0- 0	0- 0	CONFERENCE	0- 4	0- 0	11- 4				
6- 4	0- 0	0- 0	HOME	0- 2	0- 0	6- 2				
5- 4	0- 0	0- 0	AWAY	0- 2	0- 0	5- 2				
0- 0	0- 0	0- 0	NEUTRAL	0- 0	0- 0	0- 0				

RPI 1-25				RPI 26-50				RPI 51-100				RPI 101+ Team's RPI: 182			
RPI	S	Opponent	Score	RPI	S	Opponent	Score	RPI	S	Opponent	Score	RPI	S	Opponent	Score
3	A	Maryland	52 107	34	A	UCF	58 80	53	A	Yale	59 63	123	H	Harvard	68 77
				39	H	Drexel	62 66	53	A	Marist	60 73	144	H	George Washington	67 78
				49	H	Bucknell	76 69	53	H	Marist	51 64	189	A	Manhattan	62 77
								95	A	Rider	59 75	189	H	Manhattan	70 58
								95	H	Rider	62 68	212	H	Rhode Island	75 63
												231	A	Fairfield	60 72
												231	H	Fairfield	76 62
												239	A	Iona	67 63
												239	H	Iona	71 75
												281	A	Siena	66 52
												281	H	Siena	60 68
												289	A	Niagara	82 76
												289	H	Niagara	71 61
												298	A	Monmouth	52 45
												298	H	Monmouth	60 53
												322	A	Saint Peter's	91 64
												322	H	Saint Peter's	70 69
												337	H	Canisius	74 71
												344	A	Hartford	87 50
LAST 10 Division I															
289	A	Niagara	82 76	289	H	Niagara	71 61	289	H	Niagara	71 61				
53	H	Marist	51 64	189	A	Manhattan	62 77	189	A	Manhattan	62 77				
322	H	Saint Peter's	70 69	281	H	Siena	60 68	281	H	Siena	60 68				
231	A	Fairfield	60 72	298	A	Monmouth	52 45	298	A	Monmouth	52 45				
95	H	Rider	62 68	239	A	Iona	67 63	239	A	Iona	67 63				

Non-Div I Games:

Quinnipiac

Loss, Non-Conf, S Site, H Home A Away N Neutral

Average RPI Win:	276	WON-LOST	WINNING	LAST 10	STRENGTH OF	OPP. STRENGTH	TEAM	ADJ.	CONF.	ADJ CONF.
Average RPI Loss:	149	RECORD	PCT. RANK	GAMES	SCHEDULE	OF SCHEDULE	RPI	RPI	RPI	RPI
DIV. I ONLY	16- 12	132	8-2	286	266	185	185	25	25	
DIV. I NON-CONF.	2- 7	288	0	281	59	278	278	28	28	
TOTALS	RPI 1-25	RPI 26-50	W-L RECORDS	RPI 51-100	RPI 101-150	RPI 150+				
16- 12	0- 1	0- 0	OVERALL	0- 2	1- 4	15- 5				
6- 5	0- 0	0- 0	HOME	0- 0	0- 2	6- 3				
10- 7	0- 1	0- 0	AWAY	0- 2	1- 2	9- 2				
0- 0	0- 0	0- 0	NEUTRAL	0- 0	0- 0	0- 0				
2- 7	0- 1	0- 0	NON-CONFERENCE	0- 2	0- 2	2- 2				
0- 2	0- 0	0- 0	HOME	0- 0	0- 1	0- 1				
2- 5	0- 1	0- 0	AWAY	0- 2	0- 1	2- 1				
0- 0	0- 0	0- 0	NEUTRAL	0- 0	0- 0	0- 0				
14- 5	0- 0	0- 0	CONFERENCE	0- 0	1- 2	13- 3				
6- 3	0- 0	0- 0	HOME	0- 0	0- 1	6- 2				
8- 2	0- 0	0- 0	AWAY	0- 0	1- 1	7- 1				
0- 0	0- 0	0- 0	NEUTRAL	0- 0	0- 0	0- 0				

RPI 1-25				RPI 26-50				RPI 51-100				RPI 101+ Team's RPI: 185			
RPI	S	Opponent	Score	RPI	S	Opponent	Score	RPI	S	Opponent	Score	RPI	S	Opponent	Score
19	A	Ohio St.	57 70					56	A	West Virginia	37 74	126	A	Vanderbilt	46 80
								67	A	Alabama	51 85	129	A	Campbell	48 42
												129	H	Campbell	32 43
												136	A	Hampton	48 51
												150	H	Mt. St. Mary's	58 75
												178	A	Gardner-Webb	84 73
												178	H	Gardner-Webb	65 51
												181	A	High Point	58 68
												181	H	High Point	63 64
												201	H	American	55 59
												258	A	UNC Asheville	73 66
												258	H	UNC Asheville	50 63
												266	A	Winthrop	56 50
												266	H	Winthrop	54 53
												275	A	Longwood	62 61
												275	H	Longwood	88 76
												282	A	Morehead St.	62 73
												287	A	ETSU	67 43
												302	A	Presbyterian	65 39
												302	H	Presbyterian	54 42
												330	A	USC Upstate	57 41
												330	H	USC Upstate	78 57
												343	A	Charleston So.	64 40
												343	H	Charleston So.	72 35
												350	A	South Carolina St.	60 45
LAST 10 Division I															
258	A	UNC Asheville	73 66	129	A	Campbell	48 42								
266	A	Winthrop	56 50	343	A	Charleston So.	64 40								
330	H	USC Upstate	78 57	178	H	Gardner-Webb	65 51								
181	H	High Point	63 64	302	A	Presbyterian	65 39								
275	H	Longwood	88 76	129	H	Campbell	32 43								

Non-Div I Games:

Radford

■ Loss, 
 ■ Non-Conf, S Site, 
 ■ Home 
 ■ Away 
 N Neutral



## Rhode Island

Through Games Of March 6, 2020

Average RPI Win:	215	WON-LOST	WINNING	LAST 10	STRENGTH OF	OPP. STRENGTH	TEAM	ADJ.	CONF.	ADJ CONF.
Average RPI Loss:	144	RECORD	PCT. RANK	GAMES	SCHEDULE	OF SCHEDULE	RPI	RPI	RPI	RPI
DIV. I ONLY	13- 16	203	3-7	195	169	212	212	12	12	
DIV. I NON-CONF.	7- 5	131	0	245	309	167	167	12	12	
TOTALS	RPI 1-25	RPI 26-50	W-L RECORDS	RPI 51-100	RPI 101-150	RPI 150+				
13- 16	0- 0	0- 1	OVERALL	1- 3	4- 7	8- 5				
10- 3	0- 0	0- 0	HOME	1- 1	4- 1	5- 1				
2- 12	0- 0	0- 1	AWAY	0- 2	0- 6	2- 3				
1- 1	0- 0	0- 0	NEUTRAL	0- 0	0- 0	1- 1				
7- 5	0- 0	0- 0	NON-CONFERENCE	0- 1	2- 1	5- 3				
5- 0	0- 0	0- 0	HOME	0- 0	2- 0	3- 0				
1- 4	0- 0	0- 0	AWAY	0- 1	0- 1	1- 2				
1- 1	0- 0	0- 0	NEUTRAL	0- 0	0- 0	1- 1				
6- 11	0- 0	0- 1	CONFERENCE	1- 2	2- 6	3- 2				
5- 3	0- 0	0- 0	HOME	1- 1	2- 1	2- 1				
1- 8	0- 0	0- 1	AWAY	0- 1	0- 5	1- 1				
0- 0	0- 0	0- 0	NEUTRAL	0- 0	0- 0	0- 0				

RPI S	Opponent	Score	RPI S	Opponent	Score	RPI S	Opponent	Score	RPI S	Opponent	Score	Team's RPI: 212
48	A Dayton	60 71	57	A Boston College	55 66	115	H Robert Morris	71 59				
			80	A Fordham	50 60	122	H Richmond	76 70				
			87	H Saint Louis	72 63	123	A Harvard	58 61				
			96	H VCU	54 75	127	A Duquesne	53 70				
						127	A Duquesne	62 72				
						128	H Holy Cross	73 58				
						139	A Davidson	67 79				
						139	H Davidson	70 77				
						144	A George Washington	56 73				
						145	A Massachusetts	53 73				
						145	H Massachusetts	69 66				
						182	A Quinnipiac	63 75				
						188	N Providence	51 58				
						193	H La Salle	42 54				
						211	N Brown	89 44				
						219	A North Dakota	61 67				
						231	H Fairfield	74 41				
						232	A Saint Joseph's	49 47				
						249	H George Mason	47 42				
						294	A St. Bonaventure	59 64				
						294	H St. Bonaventure	69 67				
						307	H Vermont	77 74				
						334	H LIU Brooklyn	79 56				
						344	A Hartford	68 56				
LAST 10 Division I												
127	A Duquesne	53 70	294	H St. Bonaventure	69 67							
145	A Massachusetts	53 73	87	H Saint Louis	72 63							
144	A George Washington	56 73	48	A Dayton	60 71							
193	H La Salle	42 54	80	A Fordham	50 60							
127	A Duquesne	62 72	249	H George Mason	47 42							

Non-Div I Games:

Rhode Island

■ Loss, 
■ Non-Conf, 
■ S Site, 
■ H Home 
■ A Away 
N Neutral

Average RPI Win:	213	WON-LOST	WINNING	LAST 10	STRENGTH OF	OPP. STRENGTH	TEAM	ADJ.	CONF.	ADJ CONF.
Average RPI Loss:	81	RECORD	PCT. RANK	GAMES	SCHEDULE	OF SCHEDULE	RPI	RPI	RPI	RPI
DIV. I ONLY	20- 8	54	8-2	131	152	59	59	13	13	
DIV. I NON-CONF.	5- 6	187	0	181	146	202	202	16	16	
TOTALS	RPI 1-25	RPI 26-50	W-L RECORDS	RPI 51-100	RPI 101-150	RPI 150+				
20- 8	0- 1	1- 2	OVERALL	1- 3	2- 1	16- 1				
12- 1	0- 1	1- 0	HOME	1- 0	1- 0	9- 0				
8- 5	0- 0	0- 1	AWAY	0- 2	1- 1	7- 1				
0- 2	0- 0	0- 1	NEUTRAL	0- 1	0- 0	0- 0				
5- 6	0- 1	0- 1	NON-CONFERENCE	0- 2	0- 1	5- 1				
4- 1	0- 1	0- 0	HOME	0- 0	0- 0	4- 0				
1- 3	0- 0	0- 0	AWAY	0- 1	0- 1	1- 1				
0- 2	0- 0	0- 1	NEUTRAL	0- 1	0- 0	0- 0				
15- 2	0- 0	1- 1	CONFERENCE	1- 1	2- 0	11- 0				
8- 0	0- 0	1- 0	HOME	1- 0	1- 0	5- 0				
7- 2	0- 0	0- 1	AWAY	0- 1	1- 0	6- 0				
0- 0	0- 0	0- 0	NEUTRAL	0- 0	0- 0	0- 0				

RPI 1-25				RPI 26-50				RPI 51-100				Team's RPI: 59	RPI 101+			
RPI	S	Opponent	Score	RPI	S	Opponent	Score	RPI	S	Opponent	Score		RPI	S	Opponent	Score
17	H	Texas A&M	61 62	27	H	Western Ky.	73 65	51	H	Middle Tenn.	77 60		104	A	UAB	74 65
				32	A	Old Dominion	59 66	52	A	Charlotte	51 62		104	H	UAB	64 53
				40	N	Virginia Tech	45 54	58	A	Oklahoma St.	38 69		141	A	Texas Southern	56 63
								81	N	Georgia Tech	52 54		175	H	Northern Ariz.	71 57
													198	A	Fla. Atlantic	78 69
													200	H	Little Rock	66 40
													203	H	Southern Miss.	75 64
													208	A	UTEP	69 61
													208	H	UTEP	82 59
													226	A	SMU	43 55
													240	H	Marshall	81 43
													245	A	North Texas	67 52
													245	H	North Texas	69 66
													257	H	Nicholls St.	71 47
													267	A	Louisiana Tech	73 60
													267	H	Louisiana Tech	60 47
													301	H	Prairie View	77 55
													305	A	FIU	68 47
													316	A	UTSA	74 62
													346	A	McNeese	81 50
LAST 10 Division I																
				208	H	UTEP	82 59					32	A	Old Dominion	59 66	
				267	A	Louisiana Tech	73 60					51	H	Middle Tenn.	77 60	
				104	A	UAB	74 65					104	H	UAB	64 53	
				245	H	North Texas	69 66					245	A	North Texas	67 52	
				52	A	Charlotte	51 62					316	A	UTSA	74 62	

Non-Div I Games:

Rice

■ Loss, 
■ Non-Conf, 
■ S Site, 
■ H Home 
■ A Away 
N Neutral

<div> <div> <div>Average RPI Win: 192</div> <div>Average RPI Loss: 108</div> </div> <div> <div>WON-LOST</div> <div>RECORD</div> </div> <div> <div>WINNING</div> <div>PCT. RANK</div> </div> <div> <div>LAST 10</div> <div>GAMES</div> </div> </div>				STRENGTH OF SCHEDULE	OPP. STRENGTH OF SCHEDULE	TEAM RPI	ADJ. RPI	CONF. RPI	ADJ CONF. RPI
<div> <div>DIV. I ONLY</div> <div>15- 17</div> <div>190</div> <div>5-5</div> </div>				59	154	122	122	12	12
<div> <div>DIV. I NON-CONF.</div> <div>7- 7</div> <div>164</div> <div>0</div> </div>				22	272	71	71	12	12
TOTALS		RPI 1-25	RPI 26-50	W-L RECORDS	RPI 51-100	RPI 101-150	RPI 150+		
15- 17	0- 0		0- 5	OVERALL	1- 5	5- 4	9- 3		
7- 5	0- 0		0- 1	HOME	0- 3	3- 0	4- 1		
8- 9	0- 0		0- 3	AWAY	1- 2	2- 2	5- 2		
0- 3	0- 0		0- 1	NEUTRAL	0- 0	0- 2	0- 0		
7- 7	0- 0		0- 3	NON-CONFERENCE	1- 1	2- 2	4- 1		
3- 1	0- 0		0- 0	HOME	0- 0	1- 0	2- 1		
4- 3	0- 0		0- 2	AWAY	1- 1	1- 0	2- 0		
0- 3	0- 0		0- 1	NEUTRAL	0- 0	0- 2	0- 0		
8- 10	0- 0		0- 2	CONFERENCE	0- 4	3- 2	5- 2		
4- 4	0- 0		0- 1	HOME	0- 3	2- 0	2- 0		
4- 6	0- 0		0- 1	AWAY	0- 1	1- 2	3- 2		
0- 0	0- 0		0- 0	NEUTRAL	0- 0	0- 0	0- 0		

RPI 1-25				RPI 26-50				RPI 51-100				RPI 101+				Team's RPI: 122	
RPI	S	Opponent	Score	RPI	S	Opponent	Score	RPI	S	Opponent	Score	RPI	S	Opponent	Score		
				32	A	Old Dominion	51 73	52	A	Charlotte	59 78	105	H	William & Mary	76 73		
				39	A	Drexel	52 58	80	H	Fordham	47 64	127	H	Duquesne	67 64		
				45	N	Bradley	57 61	84	A	Coastal Caro.	79 67	133	A	UNC Greensboro	70 62		
				48	A	Dayton	68 79	87	H	Saint Louis	57 60	136	N	Hampton	65 69		
				48	H	Dayton	51 65	96	A	VCU	50 53	139	H	Davidson	69 57		
								96	H	VCU	42 57	144	A	George Washington	40 50		
												144	A	George Washington	57 49		
												145	A	Massachusetts	50 64		
												150	N	Mt. St. Mary's	67 75		
												157	H	Norfolk St.	77 69		
												193	A	La Salle	67 61		
												193	H	La Salle	63 61		
												197	H	Furman	69 70		
												198	H	Fla. Atlantic	57 55		
												212	A	Rhode Island	70 76		
												232	A	Saint Joseph's	56 67		
												249	A	George Mason	75 70		
												254	A	Georgetown	51 49		
												294	A	St. Bonaventure	72 58		
												294	H	St. Bonaventure	63 59		
												317	A	UMES	64 52		
EAST 10 Division I																	
				48	A	Dayton	68 79	249	A	George Mason	75 70						
				144	A	George Washington	57 49	80	H	Fordham	47 64						
				144	A	George Washington	40 50	127	H	Duquesne	67 64						
				87	H	Saint Louis	57 60	193	A	La Salle	67 61						
				294	A	St. Bonaventure	72 58	96	H	VCU	42 57						

Non-Div I Games:

Richmond

Loss, Non-Conf, S Site, H Home A Away N Neutral

Average RPI Win:	247	WON-LOST	WINNING	LAST 10	STRENGTH OF	OPP. STRENGTH	TEAM	ADJ.	CONF.	ADJ CONF.
Average RPI Loss:	130	RECORD	PCT. RANK	GAMES	SCHEDULE	OF SCHEDULE	RPI	RPI	RPI	RPI
DIV. I ONLY	24- 4	16	8-2	330	202	95	95	24	24	
DIV. I NON-CONF.	7- 2	53	0	338	39	134	134	25	25	
TOTALS	RPI 1-25	RPI 26-50	W-L RECORDS	RPI 51-100	RPI 101-150	RPI 150+				
24- 4	0- 1	0- 0	OVERALL	1- 1	0- 1	23- 1				
12- 1	0- 0	0- 0	HOME	0- 1	0- 0	12- 0				
11- 2	0- 1	0- 0	AWAY	1- 0	0- 0	10- 1				
1- 1	0- 0	0- 0	NEUTRAL	0- 0	0- 1	1- 0				
7- 2	0- 1	0- 0	NON-CONFERENCE	0- 0	0- 1	7- 0				
3- 0	0- 0	0- 0	HOME	0- 0	0- 0	3- 0				
3- 1	0- 1	0- 0	AWAY	0- 0	0- 0	3- 0				
1- 1	0- 0	0- 0	NEUTRAL	0- 0	0- 1	1- 0				
17- 2	0- 0	0- 0	CONFERENCE	1- 1	0- 0	16- 1				
9- 1	0- 0	0- 0	HOME	0- 1	0- 0	9- 0				
8- 1	0- 0	0- 0	AWAY	1- 0	0- 0	7- 1				
0- 0	0- 0	0- 0	NEUTRAL	0- 0	0- 0	0- 0				

RPI	S	Opponent	Score	RPI	S	Opponent	Score	RPI	S	Opponent	Score	RPI	S	Opponent	Score
9	A	Princeton	47 80									137	N	North Florida	70 80
												182	A	Quinnipiac	68 62
												182	H	Quinnipiac	75 59
												189	A	Manhattan	55 50
												189	H	Manhattan	76 53
												193	H	La Salle	70 43
												216	A	Penn St.	78 70
												231	A	Fairfield	68 60
												231	H	Fairfield	60 52
												239	A	Iona	81 37
												239	H	Iona	53 41
												254	A	Georgetown	65 64
												256	N	Lipscomb	81 76
												264	H	Xavier	64 57
												277	A	Delaware St.	71 69
												281	A	Siena	69 38
												281	H	Siena	70 66
												289	A	Niagara	71 55
												289	H	Niagara	79 75
												298	H	Monmouth	48 25
												306	H	Wagner	77 63
												322	A	Saint Peter's	56 67
												322	H	Saint Peter's	72 52
												337	A	Canisius	70 57
												337	H	Canisius	87 48

## LAST 10 Division I

322	H	Saint Peter's	72 52	189	A	Manhattan	55 50
337	H	Canisius	87 48	281	A	Siena	69 38
231	A	Fairfield	68 60	53	H	Marist	58 63
239	H	Iona	53 41	322	A	Saint Peter's	56 67
182	A	Quinnipiac	68 62	298	H	Monmouth	48 25

Non-Div I Games:

Rider

■ Loss, 
 ■ Non-Conf, 
 ■ S Site, 
 ■ Home 
 ■ A Away 
 N Neutral

Average RPI Win:	273	WON-LOST	WINNING	LAST 10	STRENGTH OF	OPP. STRENGTH	TEAM	ADJ.	CONF.	ADJ CONF.
Average RPI Loss:	115	RECORD	PCT. RANK	GAMES	SCHEDULE	OF SCHEDULE	RPI	RPI	RPI	RPI
DIV. I ONLY	21- 7	41	9-1	271	308	115	115	30	30	
DIV. I NON-CONF.	4- 6	212	0	130	110	172	172	30	30	
TOTALS	RPI 1-25	RPI 26-50	W-L RECORDS	RPI 51-100	RPI 101-150	RPI 150+				
21- 7	0- 1	0- 1	OVERALL	0- 1	1- 2	20- 2				
10- 3	0- 0	0- 0	HOME	0- 0	0- 2	10- 1				
11- 4	0- 1	0- 1	AWAY	0- 1	1- 0	10- 1				
0- 0	0- 0	0- 0	NEUTRAL	0- 0	0- 0	0- 0				
4- 6	0- 1	0- 1	NON-CONFERENCE	0- 1	0- 1	4- 2				
2- 2	0- 0	0- 0	HOME	0- 0	0- 1	2- 1				
2- 4	0- 1	0- 1	AWAY	0- 1	0- 0	2- 1				
0- 0	0- 0	0- 0	NEUTRAL	0- 0	0- 0	0- 0				
17- 1	0- 0	0- 0	CONFERENCE	0- 0	1- 1	16- 0				
8- 1	0- 0	0- 0	HOME	0- 0	0- 1	8- 0				
9- 0	0- 0	0- 0	AWAY	0- 0	1- 0	8- 0				
0- 0	0- 0	0- 0	NEUTRAL	0- 0	0- 0	0- 0				

RPI 1-25				RPI 26-50				RPI 51-100				RPI 101+ Team's RPI: 115			
RPI	S	Opponent	Score	RPI	S	Opponent	Score	RPI	S	Opponent	Score	RPI	S	Opponent	Score
21	A	TCU	61 66	35	A	James Madison	32 59	98	A	Kent St.	81 82	108	H	Columbia	59 61
												150	A	Mt. St. Mary's	57 52
												150	H	Mt. St. Mary's	59 62
												157	A	Norfolk St.	69 62
												179	A	Merrimack	68 62
												179	H	Merrimack	72 50
												180	H	Delaware	62 73
												193	A	La Salle	71 68
												212	A	Rhode Island	59 71
												259	H	Youngstown St.	58 43
												264	H	Xavier	71 57
												269	A	Saint Francis (PA)	66 57
												269	H	Saint Francis (PA)	62 29
												299	A	Sacred Heart	67 38
												299	H	Sacred Heart	73 43
												303	A	Fairleigh Dickinson	48 35
												303	H	Fairleigh Dickinson	53 35
												306	A	Wagner	77 35
												306	H	Wagner	51 47
												321	A	St. Francis Brooklyn	70 59
												321	H	St. Francis Brooklyn	69 44
												323	H	Bryant	69 39
												334	A	LIU Brooklyn	70 59
												345	A	Central Conn. St.	86 56
												345	H	Central Conn. St.	80 42
LAST 10 Division I															
269	H	Saint Francis (PA)	62 29	303	H	Fairleigh Dickinson	53 35								
150	A	Mt. St. Mary's	57 52	306	A	Wagner	77 35								
303	A	Fairleigh Dickinson	48 35	299	A	Sacred Heart	67 38								
150	H	Mt. St. Mary's	59 62	323	H	Bryant	69 39								
269	A	Saint Francis (PA)	66 57	345	H	Central Conn. St.	80 42								

Non-Div I Games: Pitt.-Johnstown 63 30

Robert Morris

■ Loss, 
 ■ Non-Conf, 
 ■ S Site, 
 ■ Home 
 ■ A Away 
 N Neutral

Through Games of March 9, 1919										
Average RPI Win: 155		WON-LOST	WINNING	LAST 10	STRENGTH OF	OPP. STRENGTH	TEAM	ADJ.	CONF.	ADJ CONF.
Average RPI Loss: 45		RECORD	PCT. RANK	GAMES	SCHEDULE	OF SCHEDULE	RPI	RPI	RPI	RPI
DIV. I ONLY		22- 9	58	6-4	100	15	47	47	2	2
DIV. I NON-CONF.		10- 1	20	0	238	116	49	49	2	2
-----										
TOTALS	RPI 1-25		RPI 26-50		W-L RECORDS		RPI 51-100		RPI 101-150	RPI 150+
22- 9	2- 4		2- 2		OVERALL		3- 1		5- 2	10- 0
14- 2	2- 1		1- 0		HOME		2- 0		2- 1	7- 0
5- 6	0- 2		1- 2		AWAY		0- 1		1- 1	3- 0
3- 1	0- 1		0- 0		NEUTRAL		1- 0		2- 0	0- 0
10- 1	0- 0		0- 1		NON-CONFERENCE		2- 0		2- 0	6- 0
7- 0	0- 0		0- 0		HOME		1- 0		1- 0	5- 0
1- 1	0- 0		0- 1		AWAY		0- 0		0- 0	1- 0
2- 0	0- 0		0- 0		NEUTRAL		1- 0		1- 0	0- 0
12- 8	2- 4		2- 1		CONFERENCE		1- 1		3- 2	4- 0
7- 2	2- 1		1- 0		HOME		1- 0		1- 1	2- 0
4- 5	0- 2		1- 1		AWAY		0- 1		1- 1	2- 0
1- 1	0- 1		0- 0		NEUTRAL		0- 0		1- 0	0- 0

RPI	S	Opponent	Score	RPI	S	Opponent	Score	Team's RPI: 47	RPI	S	Opponent	Score	RPI	S	Opponent	Score
3	A	Maryland	50 79	28	A	Michigan	57 71		72	H	Virginia	73 63	102	A	Michigan St.	53 57
11	A	Northwestern	65 82	28	H	Michigan	62 41		81	N	Georgia Tech	46 43	102	H	Michigan St.	55 66
14	H	Indiana	56 66	36	A	LSU	58 64		89	H	Nebraska	69 65	123	H	Harvard	74 46
14	N	Indiana	60 78	44	A	Purdue	59 53		92	A	Minnesota	71 73	126	N	Vanderbilt	62 56
15	H	Iowa	78 74										146	A	Wisconsin	64 61
19	H	Ohio St.	59 57										146	H	Wisconsin	63 43
													146	N	Wisconsin	63 55
													186	H	Towson	67 53
													204	A	Illinois	75 51
													204	H	Illinois	72 41
													216	A	Penn St.	62 57
													216	H	Penn St.	72 39
													236	H	Southern U.	78 58
													240	H	Marshall	66 41
													251	A	South Alabama	77 56
													289	H	Niagara	87 37
													336	H	Coppin St.	107 33
LAST 10 Division I																
14	N	Indiana	60 78	11	A	Northwestern	65 82									
146	N	Wisconsin	63 55	28	H	Michigan	62 41									
15	H	Iowa	78 74	102	A	Michigan St.	53 57									
146	H	Wisconsin	63 43	3	A	Maryland	50 79									
19	H	Ohio St.	59 57	216	H	Penn St.	72 39									

Non-Div I Games:

Rutgers

SFA										
Average RPI Win:	240	WON-LOST	WINNING	LAST 10	STRENGTH OF	OPP. STRENGTH	TEAM	ADJ.	CONF.	ADJ CONF.
Average RPI Loss:	134	RECORD	PCT. RANK	GAMES	SCHEDULE	OF SCHEDULE	RPI	RPI	RPI	RPI
DIV. I ONLY	19- 6	36	7-3	250	255	93	93	23	23	
DIV. I NON-CONF.	4- 2	90	0	244	160	120	120	24	24	
TOTALS	RPI 1-25	RPI 26-50	W-L RECORDS	RPI 51-100	RPI 101-150	RPI 150+				
19- 6	0- 0	0- 1	OVERALL	3- 2	0- 0	16- 3				
10- 1	0- 0	0- 1	HOME	2- 0	0- 0	8- 0				
8- 5	0- 0	0- 0	AWAY	1- 2	0- 0	7- 3				
1- 0	0- 0	0- 0	NEUTRAL	0- 0	0- 0	1- 0				
4- 2	0- 0	0- 1	NON-CONFERENCE	0- 1	0- 0	4- 0				
1- 1	0- 0	0- 1	HOME	0- 0	0- 0	1- 0				
2- 1	0- 0	0- 0	AWAY	0- 1	0- 0	2- 0				
1- 0	0- 0	0- 0	NEUTRAL	0- 0	0- 0	1- 0				
15- 4	0- 0	0- 0	CONFERENCE	3- 1	0- 0	12- 3				
9- 0	0- 0	0- 0	HOME	2- 0	0- 0	7- 0				
6- 4	0- 0	0- 0	AWAY	1- 1	0- 0	5- 3				
0- 0	0- 0	0- 0	NEUTRAL	0- 0	0- 0	0- 0				

RPI 1-25				RPI 26-50				RPI 51-100				Team's RPI: 93	RPI 101+			
RPI	S	Opponent	Score	RPI	S	Opponent	Score	RPI	S	Opponent	Score		RPI	S	Opponent	Score
				34	H	UCF	57 63						153	A	Sam Houston St.	55 63
								70	A	A&M-Corpus Christi	66 44		172	A	New Orleans	50 53
								70	H	A&M-Corpus Christi	72 49		172	H	New Orleans	59 47
								83	A	Oklahoma	62 75		233	A	Central Ark.	58 37
								90	A	Abilene Christian	62 88		233	H	Central Ark.	102 41
								90	H	Abilene Christian	69 59		234	A	Nevada	80 65
													247	N	UC Santa Barbara	67 56
													250	H	Southeastern La.	77 51
													255	A	Tulsa	67 63
													257	A	Nicholls St.	78 61
													260	A	Lamar University	54 53
													260	H	Lamar University	70 50
													274	A	Incarinate Word	52 60
													274	H	Incarinate Word	67 45
													320	A	Houston Baptist	59 42
													324	H	Alcorn	67 62
													335	A	Northwestern St.	61 45
													335	H	Northwestern St.	89 40
													346	H	McNeese	82 51
LAST 10 Division I																
				90	A	Abilene Christian	62 88					70	H	A&M-Corpus Christi	72 49	
				260	H	Lamar University	70 50					172	H	New Orleans	59 47	
				335	A	Northwestern St.	61 45					257	A	Nicholls St.	78 61	
				274	A	Incarinate Word	52 60					153	A	Sam Houston St.	55 63	
				233	A	Central Ark.	58 37					90	H	Abilene Christian	69 59	

Non-Div I Games: LSU-Shreveport 75 32 Cent. Christian (KS104 46 Our Lady of the Lak87 75

SFA

Loss, Non-Conf, S Site, H Home A Away N Neutral

Average RPI Win:	335	WON-LOST	WINNING	LAST 10	STRENGTH OF	OPP. STRENGTH	TEAM	ADJ.	CONF.	ADJ CONF.
Average RPI Loss:	170	RECORD	PCT. RANK	GAMES	SCHEDULE	OF SCHEDULE	RPI	RPI	RPI	RPI
DIV. I ONLY	3- 25	336	0-10	253	225	338	338	20	20	
DIV. I NON-CONF.	2- 8	295	0	296	133	330	330	23	23	
TOTALS	RPI 1-25	RPI 26-50	W-L RECORDS	RPI 51-100	RPI 101-150	RPI 150+				
3- 25	0- 0	0- 2	OVERALL	0- 6	0- 2	3- 15				
2- 12	0- 0	0- 1	HOME	0- 2	0- 1	2- 8				
1- 12	0- 0	0- 1	AWAY	0- 4	0- 0	1- 7				
0- 1	0- 0	0- 0	NEUTRAL	0- 0	0- 1	0- 0				
2- 8	0- 0	0- 0	NON-CONFERENCE	0- 3	0- 2	2- 3				
2- 3	0- 0	0- 0	HOME	0- 1	0- 1	2- 1				
0- 4	0- 0	0- 0	AWAY	0- 2	0- 0	0- 2				
0- 1	0- 0	0- 0	NEUTRAL	0- 0	0- 1	0- 0				
1- 17	0- 0	0- 2	CONFERENCE	0- 3	0- 0	1- 12				
0- 9	0- 0	0- 1	HOME	0- 1	0- 0	0- 7				
1- 8	0- 0	0- 1	AWAY	0- 2	0- 0	1- 5				
0- 0	0- 0	0- 0	NEUTRAL	0- 0	0- 0	0- 0				

RPI S	Opponent	Score	RPI S	Opponent	Score	RPI S	Opponent	Score	RPI S	Opponent	Score	Team's RPI: 338
42	A UT Martin	58 75	42	H UT Martin	39 79	55	A Belmont	48 69	101	H Southern Ill.	67 103	
						68	A Illinois St.	53 74	140	N North Ala.	67 85	
						87	H Saint Louis	35 68	161	H Loyola Chicago	50 63	
						89	A Nebraska	49 63	169	A Austin Peay	61 74	
						97	A Southeast Mo. St.	57 80	169	H Austin Peay	62 79	
						97	H Southeast Mo. St.	56 66	170	A Missouri	51 68	
									199	A Eastern Ill.	71 77	
									199	H Eastern Ill.	62 65	
									207	H Tennessee Tech	50 65	
									235	A Murray St.	60 74	
									235	H Murray St.	61 70	
									244	H Jacksonville St.	44 53	
									282	A Morehead St.	69 75	
									282	H Morehead St.	55 63	
									288	A Eastern Ky.	46 49	
									288	H Eastern Ky.	38 68	
									311	A Georgia St.	73 74	
									331	H Evansville	85 74	
									333	A Tennessee St.	76 63	
									340	H Purdue Fort Wayne	57 53	
LAST 10 Division I												
199	H Eastern Ill.	62 65	199	A Eastern Ill.	71 77							
42	A UT Martin	58 75	288	H Eastern Ky.	38 68							
235	H Murray St.	61 70	282	H Morehead St.	55 63							
169	H Austin Peay	62 79	235	A Murray St.	60 74							
97	A Southeast Mo. St.	57 80	169	A Austin Peay	61 74							

Non-Div I Games: Quincy

65 70

SIUE



SMU				Through Games Of March 6, 2020						
Average RPI Win:	219	WON-LOST	WINNING	LAST 10	STRENGTH OF	OPP. STRENGTH	TEAM	ADJ.	CONF.	ADJ CONF.
Average RPI Loss:	138	RECORD	PCT. RANK	GAMES	SCHEDULE	OF SCHEDULE	RPI	RPI	RPI	RPI
DIV. I ONLY	13- 16	203	4-6	188	124	226	226	9	9	
DIV. I NON-CONF.	6- 6	164	0	190	270	240	240	9	9	
-----										
TOTALS	RPI 1-25	RPI 26-50		W-L RECORDS		RPI 51-100	RPI 101-150	RPI 150+		
13- 16	0- 2	0- 1		OVERALL		1- 3	0- 2	12- 8		
10- 7	0- 2	0- 0		HOME		1- 1	0- 0	9- 4		
2- 8	0- 0	0- 1		AWAY		0- 2	0- 2	2- 3		
1- 1	0- 0	0- 0		NEUTRAL		0- 0	0- 0	1- 1		
6- 6	0- 1	0- 0		NON-CONFERENCE		1- 1	0- 1	5- 3		
5- 4	0- 1	0- 0		HOME		1- 0	0- 0	4- 3		
0- 2	0- 0	0- 0		AWAY		0- 1	0- 1	0- 0		
1- 0	0- 0	0- 0		NEUTRAL		0- 0	0- 0	1- 0		
7- 10	0- 1	0- 1		CONFERENCE		0- 2	0- 1	7- 5		
5- 3	0- 1	0- 0		HOME		0- 1	0- 0	5- 1		
2- 6	0- 0	0- 1		AWAY		0- 1	0- 1	2- 3		
0- 1	0- 0	0- 0		NEUTRAL		0- 0	0- 0	0- 1		

RPI 1-25				RPI 26-50				RPI 51-100				RPI 101+ Team's RPI: 226			
RPI	S	Opponent	Score	RPI	S	Opponent	Score	RPI	S	Opponent	Score	RPI	S	Opponent	Score
6	H	UConn	42 80	34	A	UCF	57 67	59	H	Rice	55 43	117	A	Temple	62 85
21	H	TCU	56 57					69	A	South Fla.	62 85	130	A	Pacific	49 77
								76	H	Cincinnati	58 73	160	A	Wichita St.	72 67
								100	A	UT Arlington	46 51	160	H	Wichita St.	64 44
												162	H	Tulane	66 67
												167	H	Wright St.	61 69
												192	A	Memphis	52 57
												192	H	Memphis	69 60
												192	N	Memphis	65 76
												208	H	UTEP	60 56
												214	A	Houston	53 55
												214	H	Houston	60 47
												219	H	North Dakota	66 51
												225	H	Northern Colo.	52 61
												237	A	East Carolina	55 47
												237	H	East Carolina	53 45
												249	H	George Mason	58 59
												255	A	Tulsa	58 65
												255	H	Tulsa	57 38
												276	H	UC Irvine	59 56
												285	N	CSUN	68 58
												346	H	McNeese	81 60
-----															
LAST 10 Division I															
				192	N	Memphis	65 76	255	A	Tulsa	58 65				
				192	H	Memphis	69 60	237	H	East Carolina	53 45				
				69	A	South Fla.	62 85	76	H	Cincinnati	58 73				
				214	H	Houston	60 47	214	A	Houston	53 55				
				160	A	Wichita St.	72 67	34	A	UCF	57 67				

Non-Div I Games:

SMU

■ Loss, 
 ■ Non-Conf, 
 ■ S Site, 
 ■ Home 
 ■ Away 
 N Neutral

## Sacramento St.

Through Games Of March 6, 2020

Average RPI Win:	251	WON-LOST	WINNING	LAST 10	STRENGTH OF	OPP. STRENGTH	TEAM	ADJ.	CONF.	ADJ CONF.
Average RPI Loss:	176	RECORD	PCT. RANK	GAMES	SCHEDULE	OF SCHEDULE	RPI	RPI	RPI	RPI
DIV. I ONLY	6- 21	315	2-8	237	215	304	304	18	18	
DIV. I NON-CONF.	0- 7	338	0	235	235	341	341	17	17	
TOTALS	RPI 1-25	RPI 26-50	W-L RECORDS	RPI 51-100	RPI 101-150	RPI 150+				
6- 21	0- 1	0- 0	OVERALL	0- 2	0- 3	6- 15				
2- 9	0- 1	0- 0	HOME	0- 1	0- 1	2- 6				
4- 12	0- 0	0- 0	AWAY	0- 1	0- 2	4- 9				
0- 0	0- 0	0- 0	NEUTRAL	0- 0	0- 0	0- 0				
0- 7	0- 1	0- 0	NON-CONFERENCE	0- 0	0- 1	0- 5				
0- 1	0- 1	0- 0	HOME	0- 0	0- 0	0- 0				
0- 6	0- 0	0- 0	AWAY	0- 0	0- 1	0- 5				
0- 0	0- 0	0- 0	NEUTRAL	0- 0	0- 0	0- 0				
6- 14	0- 0	0- 0	CONFERENCE	0- 2	0- 2	6- 10				
2- 8	0- 0	0- 0	HOME	0- 1	0- 1	2- 6				
4- 6	0- 0	0- 0	AWAY	0- 1	0- 1	4- 4				
0- 0	0- 0	0- 0	NEUTRAL	0- 0	0- 0	0- 0				

RPI 1-25				RPI 26-50				RPI 51-100				RPI 101+ Team's RPI: 304			
RPI	S	Opponent	Score	RPI	S	Opponent	Score	RPI	S	Opponent	Score	RPI	S	Opponent	Score
19	H	Ohio St.	74 104					62	A	Montana St.	69 113	109	A	Idaho	44 70
								62	H	Montana St.	48 85	109	H	Idaho	88 96
												148	A	San Jose St.	67 73
												152	A	Montana	45 90
												152	H	Montana	60 64
												153	A	UC Davis	75 77
												173	A	Southern Utah	71 62
												173	H	Southern Utah	87 82
												175	A	Northern Ariz.	107 114
												175	H	Northern Ariz.	65 85
												176	A	Idaho St.	62 80
												176	H	Idaho St.	51 75
												196	A	Portland St.	73 70
												196	H	Portland St.	68 91
												215	A	San Francisco	82 87
												225	A	Northern Colo.	73 90
												225	H	Northern Colo.	63 73
												234	A	Nevada	72 83
												309	A	Seattle U	84 88
												310	A	Cal Poly	43 62
												312	A	Eastern Wash.	74 67
												312	H	Eastern Wash.	73 78
												326	A	Weber St.	91 67
												326	H	Weber St.	58 52
LAST 10 Division I															
196	H	Portland St.	68 91	225	A	Northern Colo.	73 90								
152	A	Montana	45 90	173	A	Southern Utah	71 62								
62	A	Montana St.	69 113	176	H	Idaho St.	51 75								
109	H	Idaho	88 96	326	H	Weber St.	58 52								
312	H	Eastern Wash.	73 78	109	A	Idaho	44 70								

Non-Div I Games: Cal Maritime 86 55 Pacific Union 94 35

Sacramento St.

Loss, Non-Conf, S Site, H Home A Away N Neutral

Average RPI Win: 313		WON-LOST	WINNING	LAST 10	STRENGTH OF	OPP. STRENGTH	TEAM	ADJ.	CONF.	ADJ CONF.
Average RPI Loss: 189		RECORD	PCT. RANK	GAMES	SCHEDULE	OF SCHEDULE	RPI	RPI	RPI	RPI
DIV. I ONLY		11- 17	237	4-6	339	316	299	299	30	30
DIV. I NON-CONF.		2- 8	295	0	276	115	313	313	30	30
TOTALS	RPI 1-25		RPI 26-50		W-L RECORDS		RPI 51-100		RPI 101-150	RPI 150+
11- 17	0- 0		0- 0		OVERALL		0- 4		0- 4	11- 9
7- 4	0- 0		0- 0		HOME		0- 0		0- 3	7- 1
3- 12	0- 0		0- 0		AWAY		0- 3		0- 1	3- 8
1- 1	0- 0		0- 0		NEUTRAL		0- 1		0- 0	1- 0
2- 8	0- 0		0- 0		NON-CONFERENCE		0- 4		0- 1	2- 3
1- 1	0- 0		0- 0		HOME		0- 0		0- 1	1- 0
0- 6	0- 0		0- 0		AWAY		0- 3		0- 0	0- 3
1- 1	0- 0		0- 0		NEUTRAL		0- 1		0- 0	1- 0
9- 9	0- 0		0- 0		CONFERENCE		0- 0		0- 3	9- 6
6- 3	0- 0		0- 0		HOME		0- 0		0- 2	6- 1
3- 6	0- 0		0- 0		AWAY		0- 0		0- 1	3- 5
0- 0	0- 0		0- 0		NEUTRAL		0- 0		0- 0	0- 0

[illegible]

Non-Div I Games:	Bridgeport	77	63
------------------	------------	----	----

Sacred Heart

Loss, Non-Conf, S Site, H Home A Away N Neutral

## Saint Francis (PA)

## Through Games Of March 6, 2020

Average RPI Win:	310	WON-LOST	WINNING	LAST 10	STRENGTH OF	OPP. STRENGTH	TEAM	ADJ.	CONF.	ADJ CONF.
Average RPI Loss:	167	RECORD	PCT. RANK	GAMES	SCHEDULE	OF SCHEDULE	RPI	RPI	RPI	RPI
DIV. I ONLY	11- 18	250	3-7	252	314	269	269	30	30	
DIV. I NON-CONF.	2- 9	304	0	77	145	230	230	30	30	
TOTALS	RPI 1-25	RPI 26-50	W-L RECORDS	RPI 51-100	RPI 101-150	RPI 150+				
11- 18	0- 0	0- 3	OVERALL	0- 2	0- 6	11- 7				
5- 7	0- 0	0- 1	HOME	0- 0	0- 3	5- 3				
5- 10	0- 0	0- 1	AWAY	0- 2	0- 3	5- 4				
1- 1	0- 0	0- 1	NEUTRAL	0- 0	0- 0	1- 0				
2- 9	0- 0	0- 3	NON-CONFERENCE	0- 2	0- 2	2- 2				
0- 3	0- 0	0- 1	HOME	0- 0	0- 1	0- 1				
1- 5	0- 0	0- 1	AWAY	0- 2	0- 1	1- 1				
1- 1	0- 0	0- 1	NEUTRAL	0- 0	0- 0	1- 0				
9- 9	0- 0	0- 0	CONFERENCE	0- 0	0- 4	9- 5				
5- 4	0- 0	0- 0	HOME	0- 0	0- 2	5- 2				
4- 5	0- 0	0- 0	AWAY	0- 0	0- 2	4- 3				
0- 0	0- 0	0- 0	NEUTRAL	0- 0	0- 0	0- 0				

RPI S	Opponent	Score	RPI S	Opponent	Score	RPI S	Opponent	Score	RPI S	Opponent	Score	Team's RPI: 269
33 N	FGCU	64 97	56 A	West Virginia	45 74	103 H	Liberty	52 71				
40 A	Virginia Tech	41 105	69 A	South Fla.	23 62	115 A	Robert Morris	29 62				
49 H	Bucknell	46 70				115 H	Robert Morris	57 66				
						127 A	Duquesne	69 72				
						150 A	Mt. St. Mary's	44 68				
						150 H	Mt. St. Mary's	55 66				
						179 H	Merrimack	56 71				
						224 N	Stetson	78 73				
						259 H	Youngstown St.	46 56				
						282 A	Morehead St.	54 65				
						299 A	Sacred Heart	48 39				
						299 H	Sacred Heart	60 58				
						303 A	Fairleigh Dickinson	47 56				
						306 A	Wagner	50 55				
						306 H	Wagner	51 50				
						307 A	Vermont	73 69				
						321 A	St. Francis Brooklyn	67 59				
						321 H	St. Francis Brooklyn	82 72				
						323 A	Bryant	63 60				
						323 H	Bryant	64 58				
						334 A	LIU Brooklyn	53 71				
						334 H	LIU Brooklyn	64 71				
						345 A	Central Conn. St.	64 52				
						345 H	Central Conn. St.	72 68				
LAST 10 Division I												
115 A	Robert Morris	29 62	299 A	Sacred Heart	48 39							
150 H	Mt. St. Mary's	55 66	306 A	Wagner	50 55							
334 H	LIU Brooklyn	64 71	345 H	Central Conn. St.	72 68							
115 H	Robert Morris	57 66	323 H	Bryant	64 58							
150 A	Mt. St. Mary's	44 68	334 A	LIU Brooklyn	53 71							

Non-Div I Games:

Saint Francis (PA)

■ Loss, 
 ■ Non-Conf, 
 ■ S Site, 
 ■ H Home 
 ■ A Away 
 N Neutral

## Saint Joseph's

Through Games Of March 6, 2020

Average RPI Win:	191	WON-LOST	WINNING	LAST 10	STRENGTH OF	OPP. STRENGTH	TEAM	ADJ.	CONF.	ADJ CONF.
Average RPI Loss:	124	RECORD	PCT. RANK	GAMES	SCHEDULE	OF SCHEDULE	RPI	RPI	RPI	RPI
DIV. I ONLY	9- 20	284	1-9	99	137	232	232	12	12	
DIV. I NON-CONF.	6- 6	164	0	105	148	155	155	12	12	
TOTALS	RPI 1-25	RPI 26-50	W-L RECORDS	RPI 51-100	RPI 101-150	RPI 150+				
9- 20	0- 0	0- 2	OVERALL	0- 7	5- 6	4- 5				
5- 9	0- 0	0- 2	HOME	0- 1	2- 3	3- 3				
3- 9	0- 0	0- 0	AWAY	0- 5	2- 3	1- 1				
1- 2	0- 0	0- 0	NEUTRAL	0- 1	1- 0	0- 1				
6- 6	0- 0	0- 1	NON-CONFERENCE	0- 3	3- 1	3- 1				
4- 2	0- 0	0- 1	HOME	0- 1	1- 0	3- 0				
1- 2	0- 0	0- 0	AWAY	0- 1	1- 1	0- 0				
1- 2	0- 0	0- 0	NEUTRAL	0- 1	1- 0	0- 1				
3- 14	0- 0	0- 1	CONFERENCE	0- 4	2- 5	1- 4				
1- 7	0- 0	0- 1	HOME	0- 0	1- 3	0- 3				
2- 7	0- 0	0- 0	AWAY	0- 4	1- 2	1- 1				
0- 0	0- 0	0- 0	NEUTRAL	0- 0	0- 0	0- 0				

RPI	S	Opponent	Score	RPI	S	Opponent	Score	RPI	S	Opponent	Score	RPI	S	Opponent	Score	Team's RPI: 232
39	H	Drexel	52 62	64	H	Penn	45 55	108	A	Columbia	71 57					
48	H	Dayton	44 59	74	N	Seton Hall	39 55	111	A	Auburn	62 66					
				78	A	Villanova	44 60	117	H	Temple	67 63					
				80	A	Fordham	36 59	122	H	Richmond	67 56					
				80	A	Fordham	45 67	123	N	Harvard	63 39					
				87	A	Saint Louis	48 63	127	A	Duquesne	42 53					
				96	A	VCU	40 47	127	H	Duquesne	51 58					
								139	A	Davidson	63 54					
								144	H	George Washington	50 56					
								145	A	Massachusetts	43 61					
								145	H	Massachusetts	47 51					
								193	A	La Salle	59 67					
								193	H	La Salle	53 59					
								197	N	Furman	48 63					
								201	H	American	72 51					
								212	H	Rhode Island	47 49					
								249	H	George Mason	49 54					
								294	A	St. Bonaventure	61 60					
								299	H	Sacred Heart	71 44					
								319	H	Navy	49 40					
LAST 10 Division I																
80	A	Fordham	36 59	193	H	La Salle	53 59									
80	A	Fordham	45 67	127	A	Duquesne	42 53									
145	H	Massachusetts	47 51	87	A	Saint Louis	48 63									
249	H	George Mason	49 54	48	H	Dayton	44 59									
139	A	Davidson	63 54	144	H	George Washington	50 56									

Non-Div I Games:

Saint Joseph's

■ Loss, 
 ■ Non-Conf, 
 ■ S Site, 
 ■ Home 
 ■ A Away 
 N Neutral

## Saint Louis

Through Games Of March 6, 2020

Average RPI Win:	166	WON-LOST	WINNING	LAST 10	STRENGTH OF	OPP. STRENGTH	TEAM	ADJ.	CONF.	ADJ CONF.
Average RPI Loss:	104	RECORD	PCT. RANK	GAMES	SCHEDULE	OF SCHEDULE	RPI	RPI	RPI	RPI
DIV. I ONLY	19- 12	107	7-3	76	110	87	87	12	12	
DIV. I NON-CONF.	8- 5	117	0	79	73	70	70	12	12	
TOTALS	RPI 1-25	RPI 26-50	W-L RECORDS	RPI 51-100	RPI 101-150	RPI 150+				
19- 12	0- 1	1- 2	OVERALL	4- 3	6- 4	8- 2				
10- 5	0- 1	1- 1	HOME	3- 1	3- 2	3- 0				
8- 7	0- 0	0- 1	AWAY	1- 2	2- 2	5- 2				
1- 0	0- 0	0- 0	NEUTRAL	0- 0	1- 0	0- 0				
8- 5	0- 1	1- 0	NON-CONFERENCE	3- 0	1- 3	3- 1				
4- 2	0- 1	1- 0	HOME	2- 0	1- 1	0- 0				
4- 3	0- 0	0- 0	AWAY	1- 0	0- 2	3- 1				
0- 0	0- 0	0- 0	NEUTRAL	0- 0	0- 0	0- 0				
11- 7	0- 0	0- 2	CONFERENCE	1- 3	5- 1	5- 1				
6- 3	0- 0	0- 1	HOME	1- 1	2- 1	3- 0				
4- 4	0- 0	0- 1	AWAY	0- 2	2- 0	2- 1				
1- 0	0- 0	0- 0	NEUTRAL	0- 0	1- 0	0- 0				

RPI 1-25				RPI 26-50				RPI 51-100 Team's RPI: 87				RPI 101+			
RPI	S	Opponent	Score	RPI	S	Opponent	Score	RPI	S	Opponent	Score	RPI	S	Opponent	Score
9	H	Princeton	50 66	42	H	UT Martin	56 50	68	H	Illinois St.	61 56	101	A	Southern Ill.	53 61
				48	A	Dayton	47 48	76	A	Cincinnati	60 50	113	H	Colgate	61 51
				48	H	Dayton	66 78	80	A	Fordham	54 66	122	A	Richmond	60 57
								80	H	Fordham	59 49	124	H	Kansas	60 68
								96	A	VCU	60 67	126	A	Vanderbilt	50 62
								96	H	VCU	52 65	127	H	Duquesne	53 50
								97	H	Southeast Mo. St.	76 61	139	H	Davidson	58 65
												144	A	George Washington	59 45
												145	H	Massachusetts	71 56
												145	N	Massachusetts	65 52
												170	A	Missouri	58 83
												174	A	Northern Ky.	67 42
												193	A	La Salle	77 61
												212	A	Rhode Island	63 72
												232	H	Saint Joseph's	63 48
												249	A	George Mason	64 51
												249	H	George Mason	69 61
												271	A	Indiana St.	55 53
												294	H	St. Bonaventure	72 51
												338	A	SIUE	68 35
LAST 10 Division I															
				145	N	Massachusetts	65 52	80	H	Fordham	59 49				
				249	H	George Mason	69 61	145	H	Massachusetts	71 56				
				48	H	Dayton	66 78	212	A	Rhode Island	63 72				
				122	A	Richmond	60 57	249	A	George Mason	64 51				
				96	A	VCU	60 67	232	H	Saint Joseph's	63 48				

Non-Div I Games:

Saint Louis

■ Loss, 
 ■ Non-Conf, 
 ■ S Site, 
 ■ H Home 
 ■ A Away 
 N Neutral

## Saint Mary's (CA)

Through Games Of March 6, 2020

Average RPI Win:	210	WON-LOST	WINNING	LAST 10	STRENGTH OF	OPP. STRENGTH	TEAM	ADJ.	CONF.	ADJ CONF.
Average RPI Loss:	122	RECORD	PCT. RANK	GAMES	SCHEDULE	OF SCHEDULE	RPI	RPI	RPI	RPI
DIV. I ONLY	12- 19	244	2-8	109	120	202	202	11	11	
DIV. I NON-CONF.	5- 6	187	0	67	139	150	150	11	11	
TOTALS	RPI 1-25	RPI 26-50	W-L RECORDS	RPI 51-100	RPI 101-150	RPI 150+				
12- 19	1- 2	1- 2	OVERALL	0- 2	0- 7	10- 6				
7- 8	1- 1	1- 1	HOME	0- 1	0- 3	5- 2				
3- 10	0- 1	0- 1	AWAY	0- 1	0- 4	3- 3				
2- 1	0- 0	0- 0	NEUTRAL	0- 0	0- 0	2- 1				
5- 6	0- 1	1- 2	NON-CONFERENCE	0- 0	0- 1	4- 2				
4- 2	0- 1	1- 1	HOME	0- 0	0- 0	3- 0				
0- 4	0- 0	0- 1	AWAY	0- 0	0- 1	0- 2				
1- 0	0- 0	0- 0	NEUTRAL	0- 0	0- 0	1- 0				
7- 13	1- 1	0- 0	CONFERENCE	0- 2	0- 6	6- 4				
3- 6	1- 0	0- 0	HOME	0- 1	0- 3	2- 2				
3- 6	0- 1	0- 0	AWAY	0- 1	0- 3	3- 1				
1- 1	0- 0	0- 0	NEUTRAL	0- 0	0- 0	1- 1				

RPI 1-25				RPI 26-50				RPI 51-100				RPI 101+ Team's RPI: 202			
RPI	S	Opponent	Score	RPI	S	Opponent	Score	RPI	S	Opponent	Score	RPI	S	Opponent	Score
10	A	Gonzaga	49 74	27	H	Western Ky.	80 73	85	A	BYU	39 60	114	A	San Diego	59 73
10	H	Gonzaga	70 60	29	H	Marquette	63 77	85	H	BYU	55 65	114	H	San Diego	54 72
22	H	NC State	70 87	34	A	UCF	58 67					124	A	Kansas	81 86
												130	A	Pacific	53 65
												130	H	Pacific	66 68
												132	A	Portland	65 78
												132	H	Portland	53 72
												153	H	UC Davis	83 74
												164	A	Wyoming	67 69
												187	A	Pepperdine	64 73
												187	H	Pepperdine	85 78
												187	N	Pepperdine	72 87
												191	A	Santa Clara	95 87
												191	H	Santa Clara	87 94
												215	A	San Francisco	86 79
												215	H	San Francisco	55 69
												234	A	Nevada	72 78
												247	H	UC Santa Barbara	64 43
												294	N	St. Bonaventure	72 57
												295	A	LMU (CA)	70 61
												295	H	LMU (CA)	86 70
												295	N	LMU (CA)	72 63
												310	H	Cal Poly	84 67
LAST 10 Division I															
				187	N	Pepperdine	72 87			114	A	San Diego	59 73		
				295	N	LMU (CA)	72 63			85	A	BYU	39 60		
				215	H	San Francisco	55 69			10	H	Gonzaga	70 60		
				191	H	Santa Clara	87 94			132	H	Portland	53 72		
				130	A	Pacific	53 65			187	A	Pepperdine	64 73		

Non-Div I Games:

Saint Mary's (CA)

■ Loss, 
 ■ Non-Conf, 
 ■ S Site, 
 ■ Home 
 ■ Away 
 N Neutral

Average RPI Win:	273	WON-LOST	WINNING	LAST 10	STRENGTH OF	OPP. STRENGTH	TEAM	ADJ.	CONF.	ADJ CONF.
Average RPI Loss:	223	RECORD	PCT. RANK	GAMES	SCHEDULE	OF SCHEDULE	RPI	RPI	RPI	RPI
DIV. I ONLY	8- 20	294	3-7	320	328	322	322	24	24	
DIV. I NON-CONF.	3- 6	235	0	341	349	326	326	25	25	
TOTALS	RPI 1-25	RPI 26-50	W-L RECORDS	RPI 51-100	RPI 101-150	RPI 150+				
8- 20	0- 0	0- 0	OVERALL	1- 3	0- 1	7- 16				
5- 7	0- 0	0- 0	HOME	1- 1	0- 1	4- 5				
3- 13	0- 0	0- 0	AWAY	0- 2	0- 0	3- 11				
0- 0	0- 0	0- 0	NEUTRAL	0- 0	0- 0	0- 0				
3- 6	0- 0	0- 0	NON-CONFERENCE	0- 0	0- 1	3- 5				
1- 2	0- 0	0- 0	HOME	0- 0	0- 1	1- 1				
2- 4	0- 0	0- 0	AWAY	0- 0	0- 0	2- 4				
0- 0	0- 0	0- 0	NEUTRAL	0- 0	0- 0	0- 0				
5- 14	0- 0	0- 0	CONFERENCE	1- 3	0- 0	4- 11				
4- 5	0- 0	0- 0	HOME	1- 1	0- 0	3- 4				
1- 9	0- 0	0- 0	AWAY	0- 2	0- 0	1- 7				
0- 0	0- 0	0- 0	NEUTRAL	0- 0	0- 0	0- 0				

[illegible]

Non-Div I Games:

Saint Peter's

Loss, Non-Conf, S Site, H Home A Away N Neutral



Average RPI Win:	256	WON-LOST	WINNING	LAST 10	STRENGTH OF	OPP. STRENGTH	TEAM	ADJ.	CONF.	ADJ CONF.
Average RPI Loss:	147	RECORD	PCT. RANK	GAMES	SCHEDULE	OF SCHEDULE	RPI	RPI	RPI	RPI
DIV. I ONLY	16- 9	93	6-4	292	237	153	153	23	23	
DIV. I NON-CONF.	2- 4	235	0	326	97	274	274	24	24	
TOTALS	RPI 1-25	RPI 26-50	W-L RECORDS	RPI 51-100	RPI 101-150	RPI 150+				
16- 9	0- 0	0- 0	OVERALL	1- 5	0- 1	15- 3				
8- 3	0- 0	0- 0	HOME	1- 2	0- 0	7- 1				
8- 6	0- 0	0- 0	AWAY	0- 3	0- 1	8- 2				
0- 0	0- 0	0- 0	NEUTRAL	0- 0	0- 0	0- 0				
2- 4	0- 0	0- 0	NON-CONFERENCE	0- 1	0- 1	2- 2				
1- 0	0- 0	0- 0	HOME	0- 0	0- 0	1- 0				
1- 4	0- 0	0- 0	AWAY	0- 1	0- 1	1- 2				
0- 0	0- 0	0- 0	NEUTRAL	0- 0	0- 0	0- 0				
14- 5	0- 0	0- 0	CONFERENCE	1- 4	0- 0	13- 1				
7- 3	0- 0	0- 0	HOME	1- 2	0- 0	6- 1				
7- 2	0- 0	0- 0	AWAY	0- 2	0- 0	7- 0				
0- 0	0- 0	0- 0	NEUTRAL	0- 0	0- 0	0- 0				

RPI S	Opponent	Score	RPI S	Opponent	Score	RPI S	Opponent	Score	RPI S	Opponent	Score	Team's RPI: 153
						70	A A&M-Corpus Christi	54 57	142	A Texas Tech	57 99	
						70	H A&M-Corpus Christi	45 60	172	A New Orleans	78 46	
						83	A Oklahoma	71 95	195	H Louisiana	77 73	
						90	A Abilene Christian	91 94	210	A Oral Roberts	41 64	
						90	H Abilene Christian	73 81	233	A Central Ark.	72 54	
						93	H SFA	63 55	233	H Central Ark.	73 58	
									250	A Southeastern La.	84 69	
									250	H Southeastern La.	81 75	
									257	A Nicholls St.	80 77	
									257	H Nicholls St.	87 71	
									260	A Lamar University	75 68	
									260	H Lamar University	68 47	
									274	H Incarnate Word	74 77	
									296	A Ole Miss	69 75	
									316	A UTSA	81 77	
									320	A Houston Baptist	97 69	
									320	H Houston Baptist	75 60	
									335	A Northwestern St.	79 69	
									346	H McNeese	92 59	
LAST 10 Division I												
			70	H A&M-Corpus Christi	45 60	250	H Southeastern La.	81 75				
			90	A Abilene Christian	91 94	257	A Nicholls St.	80 77				
			320	H Houston Baptist	75 60	274	H Incarnate Word	74 77				
			260	A Lamar University	75 68	93	H SFA	63 55				
			233	H Central Ark.	73 58	70	A A&M-Corpus Christi	54 57				

Non-Div I Games: Jarvis Christian 114 46 Howard Payne 91 49 Wiley 102 52

Sam Houston St.

Loss, Non-Conf, S Site, H Home A Away N Neutral

RPI 1-25					
RPI	S	Opponent	Score		
23	A	Kentucky	49	79	

RPI 26-50					
RPI	S	Opponent	Score		
27	H	Western Ky.	84	88	
37	A	Florida St.	59	88	
42	A	UT Martin	75	80	
43	H	Troy	65	74	

RPI 51-100					
RPI	S	Opponent	Score		
80	A	Fordham	37	68	

RPI 101+					
RPI	S	Opponent	Team's RPI: Score		
104	A	UAB	69	76	
133	A	UNC Greensboro	56	42	
133	H	UNC Greensboro	69	57	
135	A	Florida	48	84	
140	A	North Ala.	79	63	
197	A	Furman	69	77	
197	H	Furman	59	72	
197	N	Furman	75	45	
207	H	Tennessee Tech	57	72	
209	A	Chattanooga	58	64	
209	H	Chattanooga	60	46	
223	A	Kennesaw St.	55	60	
235	A	Murray St.	84	56	
272	A	Wofford	74	58	
272	H	Wofford	63	69	
287	A	ETSU	76	60	
287	H	ETSU	68	34	
318	A	Alabama St.	83	48	
325	A	Mercer	60	54	
325	H	Mercer	72	64	
327	N	Hofstra	65	45	
342	A	Western Caro.	62	50	
342	H	Western Caro.	70	53	
342	N	Western Caro.	77	62	

FAST 10 Division I					
197	N	Furman	75	45	
342	N	Western Caro.	77	62	
342	H	Western Caro.	70	53	
133	H	UNC Greensboro	69	57	
209	A	Chattanooga	58	64	
287	A	ETSU	76	60	
325	A	Mercer	60	54	
272	H	Wofford	63	69	
197	H	Furman	59	72	
133	A	UNC Greensboro	56	42	

Non-Div I Games:	Montevallo	81	60
------------------	------------	----	----

Page 266

Average RPI Win:	205	WON-LOST	WINNING	LAST 10	STRENGTH OF	OPP. STRENGTH	TEAM	ADJ.	CONF.	ADJ CONF.
Average RPI Loss:	124	RECORD	PCT. RANK	GAMES	SCHEDULE	OF SCHEDULE	RPI	RPI	RPI	RPI
DIV. I ONLY	18- 10	90	8-2	146	146	114	114	11	11	
DIV. I NON-CONF.	5- 5	164	0	216	297	228	228	11	11	
TOTALS	RPI 1-25	RPI 26-50	W-L RECORDS	RPI 51-100	RPI 101-150	RPI 150+				
18- 10	0- 2	0- 0	OVERALL	1- 1	4- 4	13- 3				
11- 5	0- 1	0- 0	HOME	1- 0	2- 3	8- 1				
7- 5	0- 1	0- 0	AWAY	0- 1	2- 1	5- 2				
0- 0	0- 0	0- 0	NEUTRAL	0- 0	0- 0	0- 0				
5- 5	0- 0	0- 0	NON-CONFERENCE	0- 0	0- 4	5- 1				
3- 4	0- 0	0- 0	HOME	0- 0	0- 3	3- 1				
2- 1	0- 0	0- 0	AWAY	0- 0	0- 1	2- 0				
0- 0	0- 0	0- 0	NEUTRAL	0- 0	0- 0	0- 0				
13- 5	0- 2	0- 0	CONFERENCE	1- 1	4- 0	8- 2				
8- 1	0- 1	0- 0	HOME	1- 0	2- 0	5- 0				
5- 4	0- 1	0- 0	AWAY	0- 1	2- 0	3- 2				
0- 0	0- 0	0- 0	NEUTRAL	0- 0	0- 0	0- 0				

RPI 1-25				RPI 26-50				RPI 51-100				RPI 101+ Team's RPI: 114			
RPI	S	Opponent	Score	RPI	S	Opponent	Score	RPI	S	Opponent	Score	RPI	S	Opponent	Score
10	A	Gonzaga	46 57					85	A	BYU	36 52	109	H	Idaho	32 65
10	H	Gonzaga	42 57					85	H	BYU	51 45	130	A	Pacific	66 64
												130	H	Pacific	66 61
												132	A	Portland	62 58
												132	H	Portland	74 55
												138	H	Washington	47 65
												142	H	Texas Tech	60 64
												148	A	San Jose St.	82 88
												186	H	Towson	81 67
												187	A	Pepperdine	57 73
												187	H	Pepperdine	62 58
												191	A	Santa Clara	66 78
												191	H	Santa Clara	50 47
												202	A	Saint Mary's (CA)	72 54
												202	H	Saint Mary's (CA)	73 59
												215	A	San Francisco	61 58
												215	H	San Francisco	54 50
												218	H	Cal St. Fullerton	67 72
												242	A	San Diego St.	70 47
												273	A	Air Force	70 59
												285	H	CSUN	59 40
												295	A	LMU (CA)	67 59
												295	H	LMU (CA)	54 50
												298	H	Monmouth	57 49
LAST 10 Division I															
187	H	Pepperdine	62 58	130	H	Pacific	66 61								
295	H	LMU (CA)	54 50	85	H	BYU	51 45								
191	A	Santa Clara	66 78	132	A	Portland	62 58								
215	A	San Francisco	61 58	10	A	Gonzaga	46 57								
202	H	Saint Mary's (CA)	73 59	215	H	San Francisco	54 50								

Non-Div I Games: Biola 81 28

San Diego

■ Loss, 
 ■ Non-Conf, 
 ■ S Site, 
 ■ Home 
 ■ Away 
 N Neutral

Average RPI Win:	244	WON-LOST	WINNING	LAST 10	STRENGTH OF	OPP. STRENGTH	TEAM	ADJ.	CONF.	ADJ CONF.
Average RPI Loss:	183	RECORD	PCT. RANK	GAMES	SCHEDULE	OF SCHEDULE	RPI	RPI	RPI	RPI
DIV. I ONLY	13- 17	209	6-4	223	249	242	242	17	17	
DIV. I NON-CONF.	4- 7	225	0	240	331	279	279	20	20	
TOTALS	RPI 1-25	RPI 26-50	W-L RECORDS	RPI 51-100	RPI 101-150	RPI 150+				
13- 17	0- 0	0- 0	OVERALL	0- 4	0- 3	13- 10				
8- 8	0- 0	0- 0	HOME	0- 2	0- 2	8- 4				
5- 8	0- 0	0- 0	AWAY	0- 2	0- 1	5- 5				
0- 1	0- 0	0- 0	NEUTRAL	0- 0	0- 0	0- 1				
4- 7	0- 0	0- 0	NON-CONFERENCE	0- 0	0- 2	4- 5				
2- 5	0- 0	0- 0	HOME	0- 0	0- 2	2- 3				
2- 2	0- 0	0- 0	AWAY	0- 0	0- 0	2- 2				
0- 0	0- 0	0- 0	NEUTRAL	0- 0	0- 0	0- 0				
9- 10	0- 0	0- 0	CONFERENCE	0- 4	0- 1	9- 5				
6- 3	0- 0	0- 0	HOME	0- 2	0- 0	6- 1				
3- 6	0- 0	0- 0	AWAY	0- 2	0- 1	3- 3				
0- 1	0- 0	0- 0	NEUTRAL	0- 0	0- 0	0- 1				

RPI S	Opponent	Score	RPI S	Opponent	Score	RPI S	Opponent	Score	RPI S	Opponent	Score	Team's RPI: 242
						66	A Fresno St.	54 79	114	H San Diego	47 70	
						66	H Fresno St.	60 65	119	H California	48 74	
						86	A Boise St.	72 86	148	A San Jose St.	67 84	
						86	H Boise St.	67 69	164	A Wyoming	67 81	
									164	H Wyoming	67 60	
									186	H Towson	80 72	
									218	H Cal St. Fullerton	55 45	
									220	A UNLV	67 72	
									220	H UNLV	48 39	
									222	A Hawaii	58 61	
									228	A New Mexico	67 58	
									228	H New Mexico	75 74	
									234	A Nevada	69 70	
									234	H Nevada	81 68	
									246	H Arkansas St.	62 71	
									247	A UC Santa Barbara	52 64	
									253	H Alabama A&M	53 61	
									273	H Air Force	49 51	
									274	A Incarnate Word	57 48	
									279	A Utah St.	59 51	
									279	H Utah St.	66 62	
									279	N Utah St.	79 81	
									285	H CSUN	69 74	
									286	A California Baptist	80 68	
									291	A Colorado St.	64 61	
									291	H Colorado St.	59 49	
LAST 10 Division I												
			279	N Utah St.	79 81	228	A New Mexico	67 58				
			234	H Nevada	81 68	273	H Air Force	49 51				
			291	A Colorado St.	64 61	279	A Utah St.	59 51				
			220	A UNLV	67 72	228	H New Mexico	75 74				
			86	H Boise St.	67 69	220	H UNLV	48 39				

Non-Div I Games: Westcliff 77 56

San Diego St.

■ Loss, 
 ■ Non-Conf, 
 ■ S Site, 
 ■ Home 
 ■ A Away 
 N Neutral

## San Francisco

Through Games Of March 6, 2020

Average RPI Win:	222	WON-LOST	WINNING	LAST 10	STRENGTH OF	OPP. STRENGTH	TEAM	ADJ.	CONF.	ADJ CONF.
Average RPI Loss:	126	RECORD	PCT. RANK	GAMES	SCHEDULE	OF SCHEDULE	RPI	RPI	RPI	RPI
DIV. I ONLY	12- 19	244	5-5	145	122	215	215	11	11	
DIV. I NON-CONF.	7- 5	131	0	157	200	141	141	11	11	
TOTALS	RPI 1-25	RPI 26-50	W-L RECORDS	RPI 51-100	RPI 101-150	RPI 150+				
12- 19	0- 4	0- 0	OVERALL	1- 1	1- 7	10- 7				
5- 9	0- 2	0- 0	HOME	1- 0	0- 4	4- 3				
4- 8	0- 1	0- 0	AWAY	0- 1	1- 3	3- 3				
3- 2	0- 1	0- 0	NEUTRAL	0- 0	0- 0	3- 1				
7- 5	0- 2	0- 0	NON-CONFERENCE	0- 0	0- 2	7- 1				
3- 2	0- 1	0- 0	HOME	0- 0	0- 1	3- 0				
1- 2	0- 0	0- 0	AWAY	0- 0	0- 1	1- 1				
3- 1	0- 1	0- 0	NEUTRAL	0- 0	0- 0	3- 0				
5- 14	0- 2	0- 0	CONFERENCE	1- 1	1- 5	3- 6				
2- 7	0- 1	0- 0	HOME	1- 0	0- 3	1- 3				
3- 6	0- 1	0- 0	AWAY	0- 1	1- 2	2- 2				
0- 1	0- 0	0- 0	NEUTRAL	0- 0	0- 0	0- 1				

RPI 1-25				RPI 26-50				RPI 51-100				RPI 101+ Team's RPI: 215			
RPI	S	Opponent	Score	RPI	S	Opponent	Score	RPI	S	Opponent	Score	RPI	S	Opponent	Score
7	H	Stanford	71 97					85	A	BYU	44 57	109	H	Idaho	60 66
10	A	Gonzaga	38 56					85	H	BYU	60 58	114	A	San Diego	50 54
10	H	Gonzaga	46 69									114	H	San Diego	58 61
13	N	Mississippi St.	38 73									130	A	Pacific	67 61
												130	H	Pacific	61 84
												132	A	Portland	49 69
												132	H	Portland	66 73
												138	A	Washington	54 73
												153	A	UC Davis	67 79
												187	A	Pepperdine	70 82
												187	H	Pepperdine	64 70
												191	A	Santa Clara	72 66
												191	H	Santa Clara	72 80
												191	N	Santa Clara	65 72
												202	A	Saint Mary's (CA)	69 55
												202	H	Saint Mary's (CA)	79 86
												214	N	Houston	80 57
												218	H	Cal St. Fullerton	71 63
												225	A	Northern Colo.	90 83
												241	N	Bowling Green	64 56
												276	N	UC Irvine	68 61
												285	H	CSUN	79 61
												295	A	LMU (CA)	69 76
												295	H	LMU (CA)	70 68
												304	H	Sacramento St.	87 82
LAST 10 Division I															
				191	N	Santa Clara	65 72					132	A	Portland	49 69
				202	A	Saint Mary's (CA)	69 55					10	A	Gonzaga	38 56
				130	A	Pacific	67 61					295	H	LMU (CA)	70 68
				85	H	BYU	60 58					187	H	Pepperdine	64 70
				114	H	San Diego	58 61					191	A	Santa Clara	72 66

Non-Div I Games:

San Francisco

■ Loss, 
 ■ Non-Conf, 
 ■ S Site, 
 ■ Home 
 ■ Away 
 N Neutral

Average RPI Win:	233	WON-LOST	WINNING	LAST 10	STRENGTH OF	OPP. STRENGTH	TEAM	ADJ.	CONF.	ADJ CONF.
Average RPI Loss:	161	RECORD	PCT. RANK	GAMES	SCHEDULE	OF SCHEDULE	RPI	RPI	RPI	RPI
DIV. I ONLY	18- 12	117	4-6	217	209	148	148	17	17	
DIV. I NON-CONF.	5- 5	164	0	271	249	221	221	20	20	
TOTALS	RPI 1-25	RPI 26-50	W-L RECORDS	RPI 51-100	RPI 101-150	RPI 150+				
18- 12	0- 0	0- 0	OVERALL	1- 5	2- 0	15- 7				
10- 3	0- 0	0- 0	HOME	1- 1	2- 0	7- 2				
7- 6	0- 0	0- 0	AWAY	0- 2	0- 0	7- 4				
1- 3	0- 0	0- 0	NEUTRAL	0- 2	0- 0	1- 1				
5- 5	0- 0	0- 0	NON-CONFERENCE	0- 1	2- 0	3- 4				
4- 0	0- 0	0- 0	HOME	0- 0	2- 0	2- 0				
1- 3	0- 0	0- 0	AWAY	0- 0	0- 0	1- 3				
0- 2	0- 0	0- 0	NEUTRAL	0- 1	0- 0	0- 1				
13- 7	0- 0	0- 0	CONFERENCE	1- 4	0- 0	12- 3				
6- 3	0- 0	0- 0	HOME	1- 1	0- 0	5- 2				
6- 3	0- 0	0- 0	AWAY	0- 2	0- 0	6- 1				
1- 1	0- 0	0- 0	NEUTRAL	0- 1	0- 0	1- 0				

RPI 1-25			RPI 26-50			RPI 51-100			RPI 101+			Team's RPI: 148
RPI	S	Opponent	Score	RPI	S	Opponent	Score	RPI	S	Opponent	Score	
						66	A Fresno St.	76	78	114	H San Diego	88 82
						66	H Fresno St.	76	85	121	H Buffalo	95 88
						66	N Fresno St.	68	94	164	A Wyoming	45 80
						85	N BYU	56	75	175	N Northern Ariz.	64 67
						86	A Boise St.	67	85	191	A Santa Clara	81 89
						86	H Boise St.	74	61	220	A UNLV	76 63
										220	H UNLV	62 60
										220	N UNLV	67 48
										228	A New Mexico	81 80
										228	H New Mexico	89 85
										234	A Nevada	72 70
										234	H Nevada	76 80
										242	H San Diego St.	84 67
										247	A UC Santa Barbara	73 70
										252	A CSU Bakersfield	71 75
										273	A Air Force	68 60
										273	H Air Force	66 67
										276	A UC Irvine	77 79
										279	A Utah St.	76 61
										279	H Utah St.	76 38
										291	A Colorado St.	58 53
										291	H Colorado St.	69 64
										304	H Sacramento St.	73 67
										312	H Eastern Wash.	84 66
LAST 10 Division I												
						66	N Fresno St.	68	94	86	A Boise St.	67 85
						220	N UNLV	67	48	273	H Air Force	66 67
						220	A UNLV	76	63	66	A Fresno St.	76 78
						279	H Utah St.	76	38	234	H Nevada	76 80
						291	H Colorado St.	69	64	164	A Wyoming	45 80

Non-Div I Games: La Verne 128 62

San Jose St.

Santa Clara

Through Games Of March 6, 2020

Average RPI Win:	180	WON-LOST	WINNING	LAST 10	STRENGTH OF	OPP. STRENGTH	TEAM	ADJ.	CONF.	ADJ CONF.
Average RPI Loss:	133	RECORD	PCT. RANK	GAMES	SCHEDULE	OF SCHEDULE	RPI	RPI	RPI	RPI
DIV. I ONLY	11- 19	258	4-6	88	123	191	191	11	11	
DIV. I NON-CONF.	5- 5	164	0	58	155	95	95	11	11	
TOTALS	RPI 1-25	RPI 26-50	W-L RECORDS	RPI 51-100	RPI 101-150	RPI 150+				
11- 19	0- 3	0- 1	OVERALL	1- 2	3- 6	7- 7				
5- 7	0- 1	0- 0	HOME	1- 1	3- 1	1- 4				
4- 10	0- 2	0- 1	AWAY	0- 1	0- 4	4- 2				
2- 2	0- 0	0- 0	NEUTRAL	0- 0	0- 1	2- 1				
5- 5	0- 1	0- 1	NON-CONFERENCE	1- 0	1- 1	3- 2				
2- 1	0- 0	0- 0	HOME	1- 0	1- 0	0- 1				
2- 3	0- 1	0- 1	AWAY	0- 0	0- 1	2- 0				
1- 1	0- 0	0- 0	NEUTRAL	0- 0	0- 0	1- 1				
6- 14	0- 2	0- 0	CONFERENCE	0- 2	2- 5	4- 5				
3- 6	0- 1	0- 0	HOME	0- 1	2- 1	1- 3				
2- 7	0- 1	0- 0	AWAY	0- 1	0- 3	2- 2				
1- 1	0- 0	0- 0	NEUTRAL	0- 0	0- 1	1- 0				

RPI 1-25				RPI 26-50				RPI 51-100				RPI 101+ Team's RPI: 191			
RPI	S	Opponent	Score	RPI	S	Opponent	Score	RPI	S	Opponent	Score	RPI	S	Opponent	Score
8	A	Missouri St.	64 71	26	A	Arizona	52 65	66	H	Fresno St.	90 66	114	A	San Diego	47 50
10	A	Gonzaga	46 53					85	A	BYU	48 71	114	H	San Diego	78 66
10	H	Gonzaga	52 67					85	H	BYU	51 60	119	A	California	65 69
												130	A	Pacific	69 71
												130	H	Pacific	75 65
												130	N	Pacific	49 67
												132	A	Portland	62 84
												132	H	Portland	77 80
												148	H	San Jose St.	89 81
												152	N	Montana	68 58
												153	A	UC Davis	62 61
												180	N	Delaware	80 81
												187	A	Pepperdine	71 79
												187	H	Pepperdine	61 79
												202	A	Saint Mary's (CA)	94 87
												202	H	Saint Mary's (CA)	87 95
												215	A	San Francisco	80 72
												215	H	San Francisco	66 72
												215	N	San Francisco	72 65
												280	H	Long Beach St.	46 54
												285	A	CSUN	76 55
												295	A	LMU (CA)	59 75
												295	H	LMU (CA)	76 60
LAST 10 Division I															
				130	N	Pacific	49 67	85	H	BYU	51 60				
				215	N	San Francisco	72 65	10	A	Gonzaga	46 53				
				130	A	Pacific	69 71	132	A	Portland	62 84				
				202	A	Saint Mary's (CA)	94 87	187	H	Pepperdine	61 79				
				114	H	San Diego	78 66	295	H	LMU (CA)	76 60				

Non-Div I Games: UC Santa Cruz 109 51

Santa Clara

Loss, Non-Conf, S Site, H Home A Away N Neutral

Average RPI Win:	298	WON-LOST	WINNING	LAST 10	STRENGTH OF	OPP. STRENGTH	TEAM	ADJ.	CONF.	ADJ CONF.
Average RPI Loss:	218	RECORD	PCT. RANK	GAMES	SCHEDULE	OF SCHEDULE	RPI	RPI	RPI	RPI
DIV. I ONLY	9- 15	254	5-5	310	341	309	309	31	31	
DIV. I NON-CONF.	3- 7	252	0	233	311	282	282	32	32	
TOTALS	RPI 1-25	RPI 26-50	W-L RECORDS	RPI 51-100	RPI 101-150	RPI 150+				
9- 15	0- 0	0- 0	OVERALL	0- 1	0- 2	9- 12				
7- 5	0- 0	0- 0	HOME	0- 1	0- 1	7- 3				
2- 10	0- 0	0- 0	AWAY	0- 0	0- 1	2- 9				
0- 0	0- 0	0- 0	NEUTRAL	0- 0	0- 0	0- 0				
3- 7	0- 0	0- 0	NON-CONFERENCE	0- 1	0- 2	3- 4				
2- 2	0- 0	0- 0	HOME	0- 1	0- 1	2- 0				
1- 5	0- 0	0- 0	AWAY	0- 0	0- 1	1- 4				
0- 0	0- 0	0- 0	NEUTRAL	0- 0	0- 0	0- 0				
6- 8	0- 0	0- 0	CONFERENCE	0- 0	0- 0	6- 8				
5- 3	0- 0	0- 0	HOME	0- 0	0- 0	5- 3				
1- 5	0- 0	0- 0	AWAY	0- 0	0- 0	1- 5				
0- 0	0- 0	0- 0	NEUTRAL	0- 0	0- 0	0- 0				

RPI 1-25				RPI 26-50				RPI 51-100				RPI 101+				Team's RPI: 309	
RPI	S	Opponent	Score	RPI	S	Opponent	Score	RPI	S	Opponent	Score	RPI	S	Opponent	Score		
								62	H	Montana St.	65	73	109	H	Idaho	84	90
												138	A	Washington	46	78	
												175	A	Northern Ariz.	80	88	
												176	A	Idaho St.	48	73	
												205	H	UMKC	65	76	
												218	A	Cal St. Fullerton	63	81	
												238	A	Grand Canyon	60	63	
												238	H	Grand Canyon	48	56	
												252	A	CSU Bakersfield	43	55	
												252	H	CSU Bakersfield	63	57	
												279	A	Utah St.	63	70	
												280	H	Long Beach St.	66	54	
												286	A	California Baptist	83	49	
												286	H	California Baptist	79	90	
												290	A	Utah Valley	58	70	
												290	H	Utah Valley	82	80	
												297	A	UTRGV	81	85	
												297	H	UTRGV	78	70	
												304	H	Sacramento St.	88	84	
												310	A	Cal Poly	72	49	
												313	A	New Mexico St.	65	83	
												313	H	New Mexico St.	67	57	
												348	H	Chicago St.	80	51	
LAST 10 Division I																	
				286	H	California Baptist	79	90	290	H	Utah Valley	82	80				
				252	A	CSU Bakersfield	43	55	286	A	California Baptist	83	49				
				238	A	Grand Canyon	60	63	252	H	CSU Bakersfield	63	57				
				297	H	UTRGV	78	70	238	H	Grand Canyon	48	56				
				313	H	New Mexico St.	67	57	313	A	New Mexico St.	65	83				

Non-Div I Games: Warner Pacific 89 47 Saint Martin's 91 81 Central Wash. 75 65

Seattle U



Average RPI Win:	175	WON-LOST	WINNING	LAST 10	STRENGTH OF	OPP. STRENGTH	TEAM	ADJ.	CONF.	ADJ CONF.
Average RPI Loss:	49	RECORD	PCT. RANK	GAMES	SCHEDULE	OF SCHEDULE	RPI	RPI	RPI	RPI
DIV. I ONLY	18- 11	101	6-4	58	73	74	74	6	6	
DIV. I NON-CONF.	7- 4	100	0	53	98	82	82	6	6	
TOTALS	RPI 1-25	RPI 26-50	W-L RECORDS	RPI 51-100	RPI 101-150	RPI 150+				
18- 11	0- 4	2- 2	OVERALL	4- 4	1- 1	11- 0				
10- 5	0- 3	2- 0	HOME	2- 2	0- 0	6- 0				
6- 5	0- 1	0- 2	AWAY	2- 1	0- 1	4- 0				
2- 1	0- 0	0- 0	NEUTRAL	0- 1	1- 0	1- 0				
7- 4	0- 2	0- 0	NON-CONFERENCE	1- 1	1- 1	5- 0				
4- 2	0- 2	0- 0	HOME	1- 0	0- 0	3- 0				
1- 1	0- 0	0- 0	AWAY	0- 0	0- 1	1- 0				
2- 1	0- 0	0- 0	NEUTRAL	0- 1	1- 0	1- 0				
11- 7	0- 2	2- 2	CONFERENCE	3- 3	0- 0	6- 0				
6- 3	0- 1	2- 0	HOME	1- 2	0- 0	3- 0				
5- 4	0- 1	0- 2	AWAY	2- 1	0- 0	3- 0				
0- 0	0- 0	0- 0	NEUTRAL	0- 0	0- 0	0- 0				

RPI 1-25				RPI 26-50				RPI 51-100 Team's RPI: 74				RPI 101+			
RPI	S	Opponent	Score	RPI	S	Opponent	Score	RPI	S	Opponent	Score	RPI	S	Opponent	Score
6	H	UConn	78 92	29	A	Marquette	60 81	61	A	St. John's (NY)	76 77	125	A	Lehigh	68 75
9	H	Princeton	76 78	29	H	Marquette	72 60	61	H	St. John's (NY)	66 82	126	N	Vanderbilt	69 65
20	A	DePaul	68 85	46	A	Creighton	66 78	78	A	Villanova	65 63	166	H	Lafayette	74 50
20	H	DePaul	76 86	46	H	Creighton	82 70	78	H	Villanova	55 61	188	A	Providence	71 45
								81	N	Georgia Tech	54 79	188	H	Providence	97 55
								94	A	Butler	67 62	231	H	Fairfield	74 44
								94	H	Butler	66 53	232	N	Saint Joseph's	55 39
								96	H	VCU	53 33	239	A	Iona	89 37
												254	A	Georgetown	61 47
												254	H	Georgetown	79 60
												264	A	Xavier	83 61
												264	H	Xavier	69 59
												299	H	Sacred Heart	95 69
LAST 10 Division I															
94	H	Butler	66 53	20	H	DePaul	76 86								
264	H	Xavier	69 59	29	H	Marquette	72 60								
61	A	St. John's (NY)	76 77	78	A	Villanova	65 63								
46	A	Creighton	66 78	254	A	Georgetown	61 47								
188	A	Providence	71 45	61	H	St. John's (NY)	66 82								

Non-Div I Games:

Seton Hall

# Siena

S  
i  
e  
n  
a

## Siena

Page 274

South Alabama

Through Games Of March 6, 2020

Average RPI Win:	255	WON-LOST	WINNING	LAST 10	STRENGTH OF	OPP. STRENGTH	TEAM	ADJ.	CONF.	ADJ CONF.
Average RPI Loss:	143	RECORD	PCT. RANK	GAMES	SCHEDULE	OF SCHEDULE	RPI	RPI	RPI	RPI
DIV. I ONLY	11- 16	228	4-6	214	204	251	251	21	21	
DIV. I NON-CONF.	3- 7	252	0	234	72	283	283	19	19	
TOTALS	RPI 1-25	RPI 26-50	W-L RECORDS	RPI 51-100	RPI 101-150	RPI 150+				
11- 16	0- 0	0- 3	OVERALL	1- 4	0- 2	10- 7				
7- 8	0- 0	0- 2	HOME	1- 3	0- 1	6- 2				
4- 8	0- 0	0- 1	AWAY	0- 1	0- 1	4- 5				
0- 0	0- 0	0- 0	NEUTRAL	0- 0	0- 0	0- 0				
3- 7	0- 0	0- 1	NON-CONFERENCE	1- 1	0- 2	2- 3				
2- 4	0- 0	0- 1	HOME	1- 1	0- 1	1- 1				
1- 3	0- 0	0- 0	AWAY	0- 0	0- 1	1- 2				
0- 0	0- 0	0- 0	NEUTRAL	0- 0	0- 0	0- 0				
8- 9	0- 0	0- 2	CONFERENCE	0- 3	0- 0	8- 4				
5- 4	0- 0	0- 1	HOME	0- 2	0- 0	5- 1				
3- 5	0- 0	0- 1	AWAY	0- 1	0- 0	3- 3				
0- 0	0- 0	0- 0	NEUTRAL	0- 0	0- 0	0- 0				

RPI S	Opponent	Score	RPI S	Opponent	Score	RPI S	Opponent	Score	RPI S	Opponent	Score	Team's RPI: 251
43	A Troy	68 85	43	H Troy	73 77	67	H Alabama	62 74	104	A UAB	61 77	
47	H Rutgers	56 77				70	H A&M-Corpus Christi	83 82	111	H Auburn	62 82	
						84	A Coastal Caro.	73 76	162	A Tulane	62 53	
						84	H Coastal Caro.	62 71	195	A Louisiana	68 73	
						100	H UT Arlington	45 68	195	H Louisiana	78 63	
									200	H Little Rock	58 69	
									203	A Southern Miss.	55 62	
									227	H Miami (OH)	73 76	
									243	A Appalachian St.	59 71	
									243	H Appalachian St.	81 66	
									246	A Arkansas St.	80 86	
									246	H Arkansas St.	87 71	
									248	H Texas St.	78 76	
									287	A ETSU	60 65	
									300	A Ga. Southern	71 65	
									311	A Georgia St.	81 64	
									333	H Tennessee St.	70 48	
									349	A La.-Monroe	73 39	
									349	H La.-Monroe	72 63	
LAST 10 Division I												
246	A Arkansas St.	80 86	243	A Appalachian St.	59 71							
43	H Troy	73 77	349	A La.-Monroe	73 39							
200	H Little Rock	58 69	195	H Louisiana	78 63							
246	H Arkansas St.	87 71	43	A Troy	68 85							
84	A Coastal Caro.	73 76	248	H Texas St.	78 76							

Non-Div I Games: William Carey 68 52 Mobile 103 59

South Alabama

Loss, Non-Conf, S Site, H Home A Away N Neutral

# South Carolina

Through Games Of March 6, 2020

Average RPI Win:	96	WON-LOST	WINNING	LAST 10	STRENGTH OF	OPP. STRENGTH	TEAM	ADJ.	CONF.	ADJ CONF.
Average RPI Loss:	14	RECORD	PCT. RANK	GAMES	SCHEDULE	OF SCHEDULE	RPI	RPI	RPI	RPI
DIV. I ONLY	30- 1	1	10-0	10	4	1	1	4	4	
DIV. I NON-CONF.	13- 1	9	1-0	30	4	3	3	5	5	
TOTALS	RPI 1-25	RPI 26-50		W-L RECORDS		RPI 51-100	RPI 101-150	RPI 150+		
30- 1	8- 1	6- 0		OVERALL		4- 0	6- 0	6- 0		
15- 0	5- 0	4- 0		HOME		1- 0	2- 0	3- 0		
12- 0	2- 0	2- 0		AWAY		2- 0	3- 0	3- 0		
3- 1	1- 1	0- 0		NEUTRAL		1- 0	1- 0	0- 0		
13- 1	4- 1	3- 0		NON-CONFERENCE		0- 0	2- 0	4- 0		
7- 0	2- 0	2- 0		HOME		0- 0	0- 0	3- 0		
4- 0	1- 0	1- 0		AWAY		0- 0	1- 0	1- 0		
2- 1	1- 1	0- 0		NEUTRAL		0- 0	1- 0	0- 0		
17- 0	4- 0	3- 0		CONFERENCE		4- 0	4- 0	2- 0		
8- 0	3- 0	2- 0		HOME		1- 0	2- 0	0- 0		
8- 0	1- 0	1- 0		AWAY		2- 0	2- 0	2- 0		
1- 0	0- 0	0- 0		NEUTRAL		1- 0	0- 0	0- 0		

RPI	S	Opponent	Score	RPI	S	Opponent	Score	RPI	S	Opponent	Score	RPI	S	Opponent	Score
3	A	Maryland	63 54	30	H	South Dakota	73 60	60	A	Georgia	88 53	107	N	Washington St.	68 53
4	N	Baylor	74 59	31	A	Arkansas	86 65	60	N	Georgia	89 56	111	H	Auburn	79 53
6	H	UConn	70 52	31	H	Arkansas	91 82	63	H	Tennessee	69 48	117	A	Temple	78 71
13	H	Mississippi St.	81 79	36	H	LSU	63 48	67	A	Alabama	93 78	126	A	Vanderbilt	93 57
14	N	Indiana	57 71	44	H	Purdue	85 49					126	H	Vanderbilt	95 44
17	H	Texas A&M	60 52	48	A	Dayton	75 49					135	A	Florida	100 67
23	A	Kentucky	67 58									170	A	Missouri	78 45
23	H	Kentucky	99 72									221	A	Clemson	84 48
25	H	Duke	89 46									243	H	Appalachian St.	92 50
												296	A	Ole Miss	87 32
												318	H	Alabama St.	103 43
												330	H	USC Upstate	112 32
LAST 10 Division I															
				60	N	Georgia	89 56	126	H	Vanderbilt	95 44				
				17	H	Texas A&M	60 52	111	H	Auburn	79 53				
				135	A	Florida	100 67	6	H	UConn	70 52				
				23	A	Kentucky	67 58	31	A	Arkansas	86 65				
				36	H	LSU	63 48	63	H	Tennessee	69 48				

Non-Div I Games:

South Carolina

Loss, Non-Conf, S Site, H Home A Away N Neutral

Average RPI Win:	332	WON-LOST	WINNING	LAST 10	STRENGTH OF	OPP. STRENGTH	TEAM	ADJ.	CONF.	ADJ CONF.
Average RPI Loss:	239	RECORD	PCT. RANK	GAMES	SCHEDULE	OF SCHEDULE	RPI	RPI	RPI	RPI
DIV. I ONLY	3- 26	342	0-10	342	349	350	350	29	29	
DIV. I NON-CONF.	1- 12	335	0	316	347	344	344	29	29	
TOTALS	RPI 1-25	RPI 26-50	W-L RECORDS	RPI 51-100	RPI 101-150	RPI 150+				
3- 26	0- 0	0- 0	OVERALL	0- 1	0- 3	3- 22				
1- 12	0- 0	0- 0	HOME	0- 0	0- 1	1- 11				
2- 13	0- 0	0- 0	AWAY	0- 1	0- 1	2- 11				
0- 1	0- 0	0- 0	NEUTRAL	0- 0	0- 1	0- 0				
1- 12	0- 0	0- 0	NON-CONFERENCE	0- 1	0- 1	1- 10				
0- 5	0- 0	0- 0	HOME	0- 0	0- 0	0- 5				
1- 6	0- 0	0- 0	AWAY	0- 1	0- 0	1- 5				
0- 1	0- 0	0- 0	NEUTRAL	0- 0	0- 1	0- 0				
2- 14	0- 0	0- 0	CONFERENCE	0- 0	0- 2	2- 12				
1- 7	0- 0	0- 0	HOME	0- 0	0- 1	1- 6				
1- 7	0- 0	0- 0	AWAY	0- 0	0- 1	1- 6				
0- 0	0- 0	0- 0	NEUTRAL	0- 0	0- 0	0- 0				

RPI S	Opponent	Score	RPI S	Opponent	Score	RPI S	Opponent	Score	RPI S	Opponent	Score	Team's RPI: 350
						84 A	Coastal Caro.	44 85	112 A	Bethune-Cookman	70 86	
									112 H	Bethune-Cookman	55 66	
									140 N	North Ala.	46 99	
									157 A	Norfolk St.	42 76	
									165 A	N.C. A&T	55 66	
									165 H	N.C. A&T	47 63	
									185 H	Radford	45 60	
									219 H	North Dakota	53 95	
									220 A	UNLV	57 66	
									230 A	Morgan St.	47 77	
									230 H	Morgan St.	47 60	
									258 A	UNC Asheville	51 82	
									261 A	Howard	47 78	
									263 H	Col. of Charleston	55 76	
									265 A	UNCW	46 84	
									277 H	Delaware St.	64 76	
									292 A	N.C. Central	49 90	
									292 H	N.C. Central	49 55	
									302 H	Presbyterian	49 70	
									311 A	Georgia St.	52 77	
									317 H	UMES	60 55	
									325 H	Mercer	55 66	
									330 A	USC Upstate	47 58	
									336 A	Coppin St.	71 60	
									336 H	Coppin St.	42 61	
									339 A	Florida A&M	45 57	
LAST 10 Division I												
			165 H	N.C. A&T	47 63		336 H	Coppin St.	42 61			
			292 H	N.C. Central	49 55		277 H	Delaware St.	64 76			
			339 A	Florida A&M	45 57		165 A	N.C. A&T	55 66			
			112 A	Bethune-Cookman	70 86		292 A	N.C. Central	49 90			
			230 H	Morgan St.	47 60		112 H	Bethune-Cookman	55 66			

Non-Div I Games:

South Carolina St.

■ Loss, 
 ■ Non-Conf, 
 ■ S Site, 
 ■ Home 
 ■ A Away 
 N Neutral

RPI	S	Opponent	Score
339	H	Florida A&M	39 44
343	A	Charleston So.	81 75

South Carolina st.  
S  
t  
.

# South Dakota

Through Games Of March 6, 2020

Average RPI Win:	193	WON-LOST	WINNING	LAST 10	STRENGTH OF	OPP. STRENGTH	TEAM	ADJ.	CONF.	ADJ CONF.
Average RPI Loss:	5	RECORD	PCT. RANK	GAMES	SCHEDULE	OF SCHEDULE	RPI	RPI	RPI	RPI
DIV. I ONLY	26- 2	6	10-0	187	114	30	30	19	19	
DIV. I NON-CONF.	10- 2	29	0	69	3	15	15	18	18	
TOTALS	RPI 1-25	RPI 26-50	W-L RECORDS	RPI 51-100	RPI 101-150	RPI 150+				
26- 2	2- 2	1- 0	OVERALL	2- 0	3- 0	18- 0				
13- 1	1- 1	1- 0	HOME	1- 0	0- 0	10- 0				
11- 1	0- 1	0- 0	AWAY	1- 0	3- 0	7- 0				
2- 0	1- 0	0- 0	NEUTRAL	0- 0	0- 0	1- 0				
10- 2	2- 2	1- 0	NON-CONFERENCE	0- 0	3- 0	4- 0				
5- 1	1- 1	1- 0	HOME	0- 0	0- 0	3- 0				
3- 1	0- 1	0- 0	AWAY	0- 0	3- 0	0- 0				
2- 0	1- 0	0- 0	NEUTRAL	0- 0	0- 0	1- 0				
16- 0	0- 0	0- 0	CONFERENCE	2- 0	0- 0	14- 0				
8- 0	0- 0	0- 0	HOME	1- 0	0- 0	7- 0				
8- 0	0- 0	0- 0	AWAY	1- 0	0- 0	7- 0				
0- 0	0- 0	0- 0	NEUTRAL	0- 0	0- 0	0- 0				

RPI 1-25				RPI 26-50				Team's RPI: 30				RPI 51-100				RPI 101+			
RPI	S	Opponent	Score	RPI	S	Opponent	Score	RPI	S	Opponent	Score	RPI	S	Opponent	Score	RPI	S	Opponent	Score
1	A	South Carolina	60 73	46	H	Creighton	72 65	73	A	South Dakota St.	77 67	106	A	Utah	84 81				
8	H	Missouri St.	66 74					73	H	South Dakota St.	83 48	120	A	Green Bay	66 60				
19	N	Ohio St.	68 53									147	A	Northeastern	80 76				
24	H	Drake	102 94									152	H	Montana	96 64				
												170	H	Missouri	72 56				
												184	N	Northern Ill.	91 48				
												206	A	Western Ill.	96 65				
												206	H	Western Ill.	88 51				
												210	A	Oral Roberts	77 73				
												210	H	Oral Roberts	79 56				
												219	A	North Dakota	93 46				
												219	H	North Dakota	76 47				
												229	A	Denver	92 60				
												229	H	Denver	104 61				
												268	A	North Dakota St.	80 36				
												268	H	North Dakota St.	96 57				
												314	A	Omaha	71 39				
												314	H	Omaha	77 44				
												336	H	Coppin St.	82 44				
												340	A	Purdue Fort Wayne	62 41				
												340	H	Purdue Fort Wayne	79 25				
LAST 10 Division I																			
219	H	North Dakota	76 47	219	A	North Dakota	93 46												
73	A	South Dakota St.	77 67	229	A	Denver	92 60												
268	H	North Dakota St.	96 57	314	A	Omaha	71 39												
210	A	Oral Roberts	77 73	210	H	Oral Roberts	79 56												
206	H	Western Ill.	88 51	340	H	Purdue Fort Wayne	79 25												

Non-Div I Games: Mt. Marty 110 39

South Dakota

Loss, Non-Conf, S Site, H Home A Away N Neutral

Average RPI Win:	221	WON-LOST	WINNING	LAST 10	STRENGTH OF	OPP. STRENGTH	TEAM	ADJ.	CONF.	ADJ CONF.
Average RPI Loss:	49	RECORD	PCT. RANK	GAMES	SCHEDULE	OF SCHEDULE	RPI	RPI	RPI	RPI
DIV. I ONLY	20- 9	65	7-3	94	149	73	73	19	19	
DIV. I NON-CONF.	7- 6	161	0	12	20	56	56	18	18	
TOTALS	RPI 1-25	RPI 26-50	W-L RECORDS	RPI 51-100	RPI 101-150	RPI 150+				
20- 9	0- 3	0- 5	OVERALL	2- 0	2- 0	16- 1				
10- 4	0- 1	0- 2	HOME	1- 0	0- 0	9- 1				
8- 4	0- 2	0- 2	AWAY	0- 0	1- 0	7- 0				
2- 1	0- 0	0- 1	NEUTRAL	1- 0	1- 0	0- 0				
7- 6	0- 3	0- 3	NON-CONFERENCE	2- 0	2- 0	3- 0				
4- 2	0- 1	0- 1	HOME	1- 0	0- 0	3- 0				
1- 3	0- 2	0- 1	AWAY	0- 0	1- 0	0- 0				
2- 1	0- 0	0- 1	NEUTRAL	1- 0	1- 0	0- 0				
13- 3	0- 0	0- 2	CONFERENCE	0- 0	0- 0	13- 1				
6- 2	0- 0	0- 1	HOME	0- 0	0- 0	6- 1				
7- 1	0- 0	0- 1	AWAY	0- 0	0- 0	7- 0				
0- 0	0- 0	0- 0	NEUTRAL	0- 0	0- 0	0- 0				

RPI 1-25				RPI 26-50				RPI 51-100				Team's RPI: 73	RPI 101+			
RPI	S	Opponent	Score	RPI	S	Opponent	Score	RPI	S	Opponent	Score		RPI	S	Opponent	Score
2	A	Oregon	56 95	29	H	Marquette	58 65	62	H	Montana St.	60 50		118	N	Notre Dame	65 59
16	H	Central Mich.	74 79	30	A	South Dakota	48 83	69	N	South Fla.	61 50		120	A	Green Bay	60 55
24	A	Drake	67 74	30	H	South Dakota	67 77						164	H	Wyoming	67 40
				33	N	FGCU	70 71						206	A	Western Ill.	89 48
				46	A	Creighton	48 61						206	H	Western Ill.	75 45
													209	H	Chattanooga	71 56
													210	A	Oral Roberts	76 61
													210	H	Oral Roberts	58 44
													219	A	North Dakota	74 61
													219	H	North Dakota	99 64
													229	A	Denver	86 79
													229	H	Denver	62 72
													268	A	North Dakota St.	85 58
													268	H	North Dakota St.	60 52
													314	A	Omaha	68 51
													314	H	Omaha	69 59
													336	H	Coppin St.	94 41
													340	A	Purdue Fort Wayne	100 69
													340	H	Purdue Fort Wayne	89 43
LAST 10 Division I																
268	A	North Dakota St.	85 58	314	H	Omaha	69 59									
30	H	South Dakota	67 77	210	A	Oral Roberts	76 61									
219	A	North Dakota	74 61	206	A	Western Ill.	89 48									
340	H	Purdue Fort Wayne	89 43	268	H	North Dakota St.	60 52									
229	H	Denver	62 72	30	A	South Dakota	48 83									

Non-Div I Games: Dakota Wesleyan 77 46

South Dakota St.

Loss, Non-Conf, S Site, H Home A Away N Neutral



Average RPI Win:	181	WON-LOST	WINNING	LAST 10	STRENGTH OF	OPP. STRENGTH	TEAM	ADJ.	CONF.	ADJ CONF.
Average RPI Loss:	61	RECORD	PCT. RANK	GAMES	SCHEDULE	OF SCHEDULE	RPI	RPI	RPI	RPI
DIV. I ONLY	18- 12	117	6-4	32	84	69	69	9	9	
DIV. I NON-CONF.	8- 6	138	0	36	123	100	100	9	9	
TOTALS	RPI 1-25	RPI 26-50	W-L RECORDS	RPI 51-100	RPI 101-150	RPI 150+				
18- 12	0- 4	1- 3	OVERALL	2- 2	2- 2	13- 1				
14- 2	0- 1	1- 1	HOME	2- 0	2- 0	9- 0				
4- 6	0- 2	0- 1	AWAY	0- 1	0- 1	4- 1				
0- 4	0- 1	0- 1	NEUTRAL	0- 1	0- 1	0- 0				
8- 6	0- 2	1- 1	NON-CONFERENCE	1- 1	1- 1	5- 1				
8- 0	0- 0	1- 0	HOME	1- 0	1- 0	5- 0				
0- 2	0- 1	0- 0	AWAY	0- 0	0- 0	0- 1				
0- 4	0- 1	0- 1	NEUTRAL	0- 1	0- 1	0- 0				
10- 6	0- 2	0- 2	CONFERENCE	1- 1	1- 1	8- 0				
6- 2	0- 1	0- 1	HOME	1- 0	1- 0	4- 0				
4- 4	0- 1	0- 1	AWAY	0- 1	0- 1	4- 0				
0- 0	0- 0	0- 0	NEUTRAL	0- 0	0- 0	0- 0				

RPI 1-25				RPI 26-50				RPI 51-100 Team's RPI: 69				RPI 101+			
RPI	S	Opponent	Score	RPI	S	Opponent	Score	RPI	S	Opponent	Score	RPI	S	Opponent	Score
4	A	Baylor	46 58	33	N	FGCU	77 81	73	N	South Dakota St.	50 61	109	H	Idaho	67 64
6	A	UConn	39 80	34	A	UCF	48 56	76	A	Cincinnati	55 60	117	A	Temple	66 69
6	H	UConn	47 67	34	H	UCF	57 64	76	H	Cincinnati	76 68	117	H	Temple	99 51
13	N	Mississippi St.	61 86	41	H	Texas	64 57	96	H	VCU	77 55	118	N	Notre Dame	51 67
												151	H	Jacksonville	70 39
												160	A	Wichita St.	56 50
												162	A	Tulane	53 43
												162	H	Tulane	63 56
												192	A	Memphis	68 47
												211	H	Brown	70 60
												214	H	Houston	74 45
												220	A	UNLV	51 61
												226	H	SMU	85 62
												237	H	East Carolina	81 52
												255	A	Tulsa	68 52
												261	H	Howard	82 53
												269	H	Saint Francis (PA)	62 23
												318	H	Alabama St.	80 29
LAST 10 Division I															
	6	A	UConn	39 80		6	H	UConn	47 67						
	226	H	SMU	85 62		162	A	Tulane	53 43						
	237	H	East Carolina	81 52		117	H	Temple	99 51						
	192	A	Memphis	68 47		76	A	Cincinnati	55 60						
	34	A	UCF	48 56		214	H	Houston	74 45						

Non-Div I Games:

South Fla.

■ Loss, 
 ■ Non-Conf, 
 ■ S Site, 
 ■ Home 
 ■ A Away 
 N Neutral

Average RPI Win:	232	WON-LOST	WINNING	LAST 10	STRENGTH OF	OPP. STRENGTH	TEAM	ADJ.	CONF.	ADJ CONF.
Average RPI Loss:	150	RECORD	PCT. RANK	GAMES	SCHEDULE	OF SCHEDULE	RPI	RPI	RPI	RPI
DIV. I ONLY	22- 7	37	8-2	282	238	97	97	20	20	
DIV. I NON-CONF.	6- 3	90	0	346	176	178	178	23	23	
TOTALS	RPI 1-25	RPI 26-50	W-L RECORDS	RPI 51-100	RPI 101-150	RPI 150+				
22- 7	0- 0	1- 1	OVERALL	1- 2	1- 0	19- 4				
10- 1	0- 0	1- 0	HOME	0- 1	1- 0	8- 0				
10- 6	0- 0	0- 1	AWAY	0- 1	0- 0	10- 4				
2- 0	0- 0	0- 0	NEUTRAL	1- 0	0- 0	1- 0				
6- 3	0- 0	0- 0	NON-CONFERENCE	0- 1	1- 0	5- 2				
2- 0	0- 0	0- 0	HOME	0- 0	1- 0	1- 0				
4- 3	0- 0	0- 0	AWAY	0- 1	0- 0	4- 2				
0- 0	0- 0	0- 0	NEUTRAL	0- 0	0- 0	0- 0				
16- 4	0- 0	1- 1	CONFERENCE	1- 1	0- 0	14- 2				
8- 1	0- 0	1- 0	HOME	0- 1	0- 0	7- 0				
6- 3	0- 0	0- 1	AWAY	0- 0	0- 0	6- 2				
2- 0	0- 0	0- 0	NEUTRAL	1- 0	0- 0	1- 0				

RPI S	Opponent	Score	RPI S	Opponent	Score	RPI S	Opponent	Score	RPI S	Opponent	Score
42	A UT Martin	72 78	42	H UT Martin	71 69	55	H Belmont	45 57	101	H Southern Ill.	79 65
42	H UT Martin	71 69	55	N Belmont	114 99	169	A Austin Peay	79 66	169	H Austin Peay	81 43
			87	A Saint Louis	61 76	169	H Austin Peay	81 43	183	A Eastern Mich.	64 69
						199	A Eastern Ill.	77 65	199	H Eastern Ill.	72 56
						206	A Western Ill.	91 97	207	A Tennessee Tech	72 59
						207	H Tennessee Tech	87 72	207	N Tennessee Tech	82 81
						235	A Murray St.	62 70	235	H Murray St.	88 73
						244	A Jacksonville St.	51 72	244	H Jacksonville St.	79 52
						246	A Arkansas St.	79 67	271	A Indiana St.	68 58
						282	A Morehead St.	67 61	288	A Eastern Ky.	60 44
						296	A Ole Miss	70 53	331	H Evansville	83 60
						333	H Tennessee St.	83 54	338	A SIUE	66 56
						338	H SIUE	80 57	338	H SIUE	80 57
						340	A Purdue Fort Wayne	58 48			
LAST 10 Division I											
55	N Belmont	114 99	244	A Jacksonville St.	51 72						
207	N Tennessee Tech	82 81	338	H SIUE	80 57						
42	A UT Martin	72 78	42	H UT Martin	71 69						
199	H Eastern Ill.	72 56	207	H Tennessee Tech	87 72						
207	A Tennessee Tech	72 59	244	H Jacksonville St.	79 52						

Non-Div I Games: Harris-Stowe 106 64 Mo.-St. Louis 70 56

Southeast Mo. St.

Loss, Non-Conf, S Site, H Home A Away N Neutral

Average RPI Win:	267	WON-LOST	WINNING	LAST 10	STRENGTH OF	OPP. STRENGTH	TEAM	ADJ.	CONF.	ADJ CONF.
Average RPI Loss:	165	RECORD	PCT. RANK	GAMES	SCHEDULE	OF SCHEDULE	RPI	RPI	RPI	RPI
DIV. I ONLY	11- 16	228	5-5	248	285	250	250	23	23	
DIV. I NON-CONF.	2- 6	279	0	212	283	254	254	24	24	
TOTALS	RPI 1-25	RPI 26-50	W-L RECORDS	RPI 51-100	RPI 101-150	RPI 150+				
11- 16	0- 0	0- 1	OVERALL	1- 5	0- 0	10- 10				
7- 4	0- 0	0- 0	HOME	1- 1	0- 0	6- 3				
4- 12	0- 0	0- 1	AWAY	0- 4	0- 0	4- 7				
0- 0	0- 0	0- 0	NEUTRAL	0- 0	0- 0	0- 0				
2- 6	0- 0	0- 1	NON-CONFERENCE	0- 1	0- 0	2- 4				
1- 0	0- 0	0- 0	HOME	0- 0	0- 0	1- 0				
1- 6	0- 0	0- 1	AWAY	0- 1	0- 0	1- 4				
0- 0	0- 0	0- 0	NEUTRAL	0- 0	0- 0	0- 0				
9- 10	0- 0	0- 0	CONFERENCE	1- 4	0- 0	8- 6				
6- 4	0- 0	0- 0	HOME	1- 1	0- 0	5- 3				
3- 6	0- 0	0- 0	AWAY	0- 3	0- 0	3- 3				
0- 0	0- 0	0- 0	NEUTRAL	0- 0	0- 0	0- 0				

RPI	S	Opponent	Score	RPI	S	Opponent	Score	RPI	S	Opponent	Score	RPI	S	Opponent	Score	Team's RPI: 250
36	A	LSU	52	62	67	A	Alabama	50	87	153	A	Sam Houston St.	75	81		
					70	A	A&M-Corpus Christi	48	49	153	H	Sam Houston St.	69	84		
					70	H	A&M-Corpus Christi	48	44	155	H	Jackson St.	63	59		
					90	A	Abilene Christian	53	61	172	H	New Orleans	73	57		
					90	H	Abilene Christian	62	68	195	A	Louisiana	50	60		
					93	A	SFA	51	77	203	A	Southern Miss.	54	62		
										214	A	Houston	65	78		
										233	A	Central Ark.	47	54		
										233	H	Central Ark.	63	42		
										257	A	Nicholls St.	49	54		
										257	H	Nicholls St.	65	67		
										260	H	Lamar University	57	65		
										267	A	Louisiana Tech	78	92		
										274	H	Incarinate Word	58	44		
										320	A	Houston Baptist	69	59		
										335	A	Northwestern St.	72	56		
										335	H	Northwestern St.	66	41		
										346	A	McNeese	74	67		
										346	H	McNeese	87	48		
										349	A	La.-Monroe	65	52		
LAST 10 Division I																
233	A	Central Ark.	47	54	257	A	Nicholls St.	49	54							
335	H	Northwestern St.	66	41	153	A	Sam Houston St.	75	81							
346	H	McNeese	87	48	274	H	Incarinate Word	58	44							
90	H	Abilene Christian	62	68	172	H	New Orleans	73	57							
70	A	A&M-Corpus Christi	48	49	233	H	Central Ark.	63	42							

Non-Div I Games: LSU-Alexandria 89 67

Southeastern La.

Average RPI Win:	150	WON-LOST	WINNING	LAST 10	STRENGTH OF	OPP. STRENGTH	TEAM	ADJ.	CONF.	ADJ CONF.
Average RPI Loss:	61	RECORD	PCT. RANK	GAMES	SCHEDULE	OF SCHEDULE	RPI	RPI	RPI	RPI
DIV. I ONLY	17- 14	144	6-4	44	28	79	79	1	1	
DIV. I NON-CONF.	8- 3	68	0	220	151	111	111	1	1	
TOTALS	RPI 1-25	RPI 26-50	W-L RECORDS	RPI 51-100	RPI 101-150	RPI 150+				
17- 14	2- 5	0- 4	OVERALL	4- 2	5- 2	6- 1				
11- 4	2- 2	0- 2	HOME	2- 0	3- 0	4- 0				
4- 8	0- 2	0- 2	AWAY	0- 1	2- 2	2- 1				
2- 2	0- 1	0- 0	NEUTRAL	2- 1	0- 0	0- 0				
8- 3	0- 1	0- 0	NON-CONFERENCE	2- 1	0- 0	6- 1				
5- 1	0- 1	0- 0	HOME	1- 0	0- 0	4- 0				
2- 1	0- 0	0- 0	AWAY	0- 0	0- 0	2- 1				
1- 1	0- 0	0- 0	NEUTRAL	1- 1	0- 0	0- 0				
9- 11	2- 4	0- 4	CONFERENCE	2- 1	5- 2	0- 0				
6- 3	2- 1	0- 2	HOME	1- 0	3- 0	0- 0				
2- 7	0- 2	0- 2	AWAY	0- 1	2- 2	0- 0				
1- 1	0- 1	0- 0	NEUTRAL	1- 0	0- 0	0- 0				

RPI 1-25				RPI 26-50				RPI 51-100				Team's RPI: 79				RPI 101+			
RPI	S	Opponent	Score	RPI	S	Opponent	Score	RPI	S	Opponent	Score	RPI	S	Opponent	Score	RPI	S	Opponent	Score
2	H	Oregon	67 93	26	A	Arizona	57 73	67	N	Alabama	60 57	106	A	Utah	65 67				
7	A	Stanford	59 79	26	H	Arizona	57 65	72	H	Virginia	59 49	106	H	Utah	69 66				
12	A	UCLA	59 83	38	A	Arizona St.	75 76	89	N	Nebraska	54 67	107	A	Washington St.	66 60				
12	H	UCLA	70 68	38	H	Arizona St.	54 63	91	A	Colorado	53 66	107	H	Washington St.	74 63				
12	N	UCLA	66 73					91	H	Colorado	66 55	119	A	California	75 67				
17	H	Texas A&M	64 74					91	N	Colorado	69 54	138	A	Washington	66 75				
18	H	Oregon St.	72 66									138	H	Washington	81 78				
												220	H	UNLV	75 54				
												234	H	Nevada	50 47				
												247	A	UC Santa Barbara	46 57				
												280	H	Long Beach St.	57 40				
												285	A	CSUN	69 53				
												297	H	UTRGV	80 43				
												308	A	UC Riverside	76 59				
LAST 10 Division I																			
12	N	UCLA	66 73	138	A	Washington	66 75	2	H	Oregon	67 93								
91	N	Colorado	69 54	18	H	Oregon St.	72 66	7	A	Stanford	59 79								
91	H	Colorado	66 55	119	A	California	75 67												
106	H	Utah	69 66																
107	A	Washington St.	66 60																

Non-Div I Games:

Southern California

■ Loss, 
 ■ Non-Conf, 
 ■ S Site, 
 ■ H Home 
 ■ A Away 
 N Neutral

Average RPI Win:	190	WON-LOST	WINNING	LAST 10	STRENGTH OF	OPP. STRENGTH	TEAM	ADJ.	CONF.	ADJ CONF.
Average RPI Loss:	75	RECORD	PCT. RANK	GAMES	SCHEDULE	OF SCHEDULE	RPI	RPI	RPI	RPI
DIV. I ONLY	16- 12	132	4-6	89	106	101	101	8	8	
DIV. I NON-CONF.	8- 3	68	0	139	233	68	68	7	7	
TOTALS	RPI 1-25	RPI 26-50	W-L RECORDS	RPI 51-100	RPI 101-150	RPI 150+				
16- 12	1- 3	2- 1	OVERALL	1- 6	1- 0	11- 2				
9- 4	1- 1	2- 0	HOME	1- 2	0- 0	5- 1				
6- 8	0- 2	0- 1	AWAY	0- 4	1- 0	5- 1				
1- 0	0- 0	0- 0	NEUTRAL	0- 0	0- 0	1- 0				
8- 3	0- 0	1- 0	NON-CONFERENCE	1- 2	0- 0	6- 1				
4- 1	0- 0	1- 0	HOME	1- 0	0- 0	2- 1				
3- 2	0- 0	0- 0	AWAY	0- 2	0- 0	3- 0				
1- 0	0- 0	0- 0	NEUTRAL	0- 0	0- 0	1- 0				
8- 9	1- 3	1- 1	CONFERENCE	0- 4	1- 0	5- 1				
5- 3	1- 1	1- 0	HOME	0- 2	0- 0	3- 0				
3- 6	0- 2	0- 1	AWAY	0- 2	1- 0	2- 1				
0- 0	0- 0	0- 0	NEUTRAL	0- 0	0- 0	0- 0				

RPI	S	Opponent	Score	RPI	S	Opponent	Score	RPI	S	Opponent	Score	RPI	S	Opponent	Score	Team's RPI: 101
8	A	Missouri St.	57 <b>88</b>	42	H	UT Martin	70 59	65	A	UNI	66 <b>71</b>	143	A	Valparaiso	67 51	
8	H	Missouri St.	70 68	45	A	Bradley	57 <b>61</b>	65	H	UNI	57 <b>60</b>	161	A	Loyola Chicago	49 <b>51</b>	
24	A	Drake	76 <b>91</b>	45	H	Bradley	64 50	68	A	Illinois St.	56 <b>66</b>	161	H	Loyola Chicago	58 41	
24	H	Drake	65 <b>73</b>					68	H	Illinois St.	54 <b>62</b>	183	A	Eastern Mich.	85 54	
								77	A	IUPUI	78 <b>81</b>	184	A	Northern Ill.	80 61	
								87	H	Saint Louis	61 53	192	H	Memphis	66 <b>70</b>	
								97	A	Southeast Mo. St.	65 <b>79</b>	206	N	Western Ill.	79 65	
												207	H	Tennessee Tech	76 65	
												235	H	Murray St.	76 66	
												271	A	Indiana St.	78 55	
												271	H	Indiana St.	60 42	
												331	A	Evansville	70 57	
												331	H	Evansville	99 60	
												338	A	SIUE	103 67	
LAST 10 Division I																
161	H	Loyola Chicago	58 41	8	A	Missouri St.	57 <b>88</b>	65	A	UNI	66 <b>71</b>					
68	A	Illinois St.	56 <b>66</b>	24	A	Drake	76 <b>91</b>	45	H	Bradley	64 50					
45	A	Bradley	57 <b>61</b>	68	H	Illinois St.	54 <b>62</b>									
331	H	Evansville	99 60													
271	H	Indiana St.	60 42													

Non-Div I Games:

Southern Ill.

Average RPI Win:	261	WON-LOST	WINNING	LAST 10	STRENGTH OF	OPP. STRENGTH	TEAM	ADJ.	CONF.	ADJ CONF.
Average RPI Loss:	109	RECORD	PCT. RANK	GAMES	SCHEDULE	OF SCHEDULE	RPI	RPI	RPI	RPI
DIV. I ONLY	13- 13	172	4-6	206	160	203	203	13	13	
DIV. I NON-CONF.	6- 3	90	0	319	253	207	207	16	16	
TOTALS	RPI 1-25	RPI 26-50	W-L RECORDS	RPI 51-100	RPI 101-150	RPI 150+				
13- 13	0- 1	0- 2	OVERALL	1- 4	0- 1	12- 5				
8- 7	0- 0	0- 1	HOME	1- 2	0- 1	7- 3				
5- 6	0- 1	0- 1	AWAY	0- 2	0- 0	5- 2				
0- 0	0- 0	0- 0	NEUTRAL	0- 0	0- 0	0- 0				
6- 3	0- 1	0- 0	NON-CONFERENCE	1- 0	0- 0	5- 2				
5- 1	0- 0	0- 0	HOME	1- 0	0- 0	4- 1				
1- 2	0- 1	0- 0	AWAY	0- 0	0- 0	1- 1				
0- 0	0- 0	0- 0	NEUTRAL	0- 0	0- 0	0- 0				
7- 10	0- 0	0- 2	CONFERENCE	0- 4	0- 1	7- 3				
3- 6	0- 0	0- 1	HOME	0- 2	0- 1	3- 2				
4- 4	0- 0	0- 1	AWAY	0- 2	0- 0	4- 1				
0- 0	0- 0	0- 0	NEUTRAL	0- 0	0- 0	0- 0				

RPI S	Opponent	Score	RPI S	Opponent	Score	RPI S	Opponent	Score	RPI S	Opponent	Score	Team's RPI: 203
13	A Mississippi St.	58 91	27	H Western Ky.	65 81	51	H Middle Tenn.	69 77	104	H UAB	68 74	
			32	A Old Dominion	50 67	52	A Charlotte	59 63	162	H Tulane	58 62	
						52	H Charlotte	55 59	198	A Fla. Atlantic	71 67	
						59	A Rice	64 75	198	H Fla. Atlantic	59 55	
						96	H VCU	51 39	208	A UTEP	72 80	
									208	H UTEP	72 89	
									214	A Houston	60 75	
									240	H Marshall	65 80	
									245	A North Texas	65 57	
									250	H Southeastern La.	62 54	
									251	H South Alabama	62 55	
									267	A Louisiana Tech	63 61	
									267	H Louisiana Tech	66 60	
									296	H Ole Miss	59 53	
									305	A FIU	58 53	
									316	H UTSA	82 65	
									349	A La.-Monroe	57 42	
									351	H Mississippi Val.	84 80	
LAST 10 Division I												
198	H Fla. Atlantic	59 55	198	A Fla. Atlantic	71 67							
208	A UTEP	72 80	27	H Western Ky.	65 81							
52	H Charlotte	55 59	240	H Marshall	65 80							
267	A Louisiana Tech	63 61	52	A Charlotte	59 63							
305	A FIU	58 53	32	A Old Dominion	50 67							

Non-Div I Games: Faulkner 71 59 William Carey 77 47

Southern Miss.

Loss, Non-Conf, S Site, H Home A Away N Neutral

Average RPI Win:	309	WON-LOST	WINNING	LAST 10	STRENGTH OF	OPP. STRENGTH	TEAM	ADJ.	CONF.	ADJ CONF.
Average RPI Loss:	137	RECORD	PCT. RANK	GAMES	SCHEDULE	OF SCHEDULE	RPI	RPI	RPI	RPI
DIV. I ONLY	12- 14	198	7-3	313	309	236	236	32	32	
DIV. I NON-CONF.	0- 9	338	0	90	5	303	303	31	31	
TOTALS	RPI 1-25	RPI 26-50	W-L RECORDS	RPI 51-100	RPI 101-150	RPI 150+				
12- 14	0- 0	0- 3	OVERALL	0- 3	1- 2	11- 6				
7- 1	0- 0	0- 0	HOME	0- 0	1- 0	6- 1				
5- 11	0- 0	0- 3	AWAY	0- 3	0- 1	5- 4				
0- 2	0- 0	0- 0	NEUTRAL	0- 0	0- 1	0- 1				
0- 9	0- 0	0- 3	NON-CONFERENCE	0- 3	0- 1	0- 2				
0- 0	0- 0	0- 0	HOME	0- 0	0- 0	0- 0				
0- 7	0- 0	0- 3	AWAY	0- 3	0- 0	0- 1				
0- 2	0- 0	0- 0	NEUTRAL	0- 0	0- 1	0- 1				
12- 5	0- 0	0- 0	CONFERENCE	0- 0	1- 1	11- 4				
7- 1	0- 0	0- 0	HOME	0- 0	1- 0	6- 1				
5- 4	0- 0	0- 0	AWAY	0- 0	0- 1	5- 3				
0- 0	0- 0	0- 0	NEUTRAL	0- 0	0- 0	0- 0				

RPI 1-25				RPI 26-50				RPI 51-100				RPI 101+				Team's RPI: 236
RPI	S	Opponent	Score	RPI	S	Opponent	Score	RPI	S	Opponent	Score	RPI	S	Opponent	Score	
				41	A	Texas	39 93	58	A	Oklahoma St.	59 72	107	N	Washington St.	54 69	
				47	A	Rutgers	58 78	80	A	Fordham	52 65	141	A	Texas Southern	56 61	
				50	A	Iowa St.	36 69	89	A	Nebraska	39 73	141	H	Texas Southern	59 56	
												155	A	Jackson St.	57 60	
												155	H	Jackson St.	51 72	
												160	A	Wichita St.	63 69	
												253	A	Alabama A&M	57 59	
												253	H	Alabama A&M	55 46	
												258	N	UNC Asheville	34 53	
												301	A	Prairie View	68 48	
												318	A	Alabama St.	61 51	
												318	H	Alabama St.	69 47	
												324	A	Alcorn	53 58	
												324	H	Alcorn	74 57	
												328	A	Ark.-Pine Bluff	70 43	
												328	H	Ark.-Pine Bluff	85 61	
												347	A	Grambling	70 51	
												347	H	Grambling	81 57	
												351	A	Mississippi Val.	84 54	
												351	H	Mississippi Val.	71 40	
LAST 10 Division I																
				141	H	Texas Southern	59 56	328	H	Ark.-Pine Bluff	85 61					
				324	A	Alcorn	53 58	155	A	Jackson St.	57 60					
				253	A	Alabama A&M	57 59	347	A	Grambling	70 51					
				318	A	Alabama St.	61 51	324	H	Alcorn	74 57					
				351	H	Mississippi Val.	71 40	253	H	Alabama A&M	55 46					

Non-Div I Games: Tougaloo 100 39 Wiley 78 55

Southern U.

Loss, Non-Conf, S Site, H Home A Away N Neutral

## Southern Utah

Through Games Of March 6, 2020

Average RPI Win:	244	WON-LOST	WINNING	LAST 10	STRENGTH OF	OPP. STRENGTH	TEAM	ADJ.	CONF.	ADJ CONF.
Average RPI Loss:	162	RECORD	PCT. RANK	GAMES	SCHEDULE	OF SCHEDULE	RPI	RPI	RPI	RPI
DIV. I ONLY	17- 12	129	7-3	262	240	173	173	18	18	
DIV. I NON-CONF.	6- 3	90	0	213	316	113	113	17	17	
TOTALS	RPI 1-25	RPI 26-50	W-L RECORDS	RPI 51-100	RPI 101-150	RPI 150+				
17- 12	0- 1	0- 0	OVERALL	0- 2	0- 2	17- 7				
12- 3	0- 0	0- 0	HOME	0- 1	0- 1	12- 1				
5- 9	0- 1	0- 0	AWAY	0- 1	0- 1	5- 6				
0- 0	0- 0	0- 0	NEUTRAL	0- 0	0- 0	0- 0				
6- 3	0- 1	0- 0	NON-CONFERENCE	0- 0	0- 0	6- 2				
5- 0	0- 0	0- 0	HOME	0- 0	0- 0	5- 0				
1- 3	0- 1	0- 0	AWAY	0- 0	0- 0	1- 2				
0- 0	0- 0	0- 0	NEUTRAL	0- 0	0- 0	0- 0				
11- 9	0- 0	0- 0	CONFERENCE	0- 2	0- 2	11- 5				
7- 3	0- 0	0- 0	HOME	0- 1	0- 1	7- 1				
4- 6	0- 0	0- 0	AWAY	0- 1	0- 1	4- 4				
0- 0	0- 0	0- 0	NEUTRAL	0- 0	0- 0	0- 0				

RPI 1-25				RPI 26-50				RPI 51-100				RPI 101+ Team's RPI: 173			
RPI	S	Opponent	Score	RPI	S	Opponent	Score	RPI	S	Opponent	Score	RPI	S	Opponent	Score
18	A	Oregon St.	45 95					62	A	Montana St.	65 91	109	A	Idaho	57 70
								62	H	Montana St.	65 81	109	H	Idaho	56 71
												152	A	Montana	74 81
												152	H	Montana	84 81
												175	A	Northern Ariz.	76 84
												175	H	Northern Ariz.	82 64
												176	A	Idaho St.	54 73
												176	H	Idaho St.	72 65
												196	A	Portland St.	81 72
												196	H	Portland St.	71 58
												210	H	Oral Roberts	72 58
												218	H	Cal St. Fullerton	79 63
												220	H	UNLV	72 68
												225	A	Northern Colo.	68 55
												225	H	Northern Colo.	64 50
												229	A	Denver	73 81
												238	A	Grand Canyon	65 69
												276	H	UC Irvine	82 68
												290	A	Utah Valley	71 58
												304	A	Sacramento St.	82 87
												304	H	Sacramento St.	62 71
												308	H	UC Riverside	79 68
												312	A	Eastern Wash.	70 67
												312	H	Eastern Wash.	71 50
												326	A	Weber St.	87 71
												326	H	Weber St.	82 66
LAST 10 Division I															
152	H	Montana	84 81	225	H	Northern Colo.	64 50								
62	H	Montana St.	65 81	175	H	Northern Ariz.	82 64								
109	A	Idaho	57 70	304	H	Sacramento St.	62 71								
312	A	Eastern Wash.	70 67	196	A	Portland St.	81 72								
326	H	Weber St.	82 66	225	A	Northern Colo.	68 55								

Non-Div I Games:

Southern Utah

■ Loss, 
 ■ Non-Conf, 
 ■ S Site, 
 ■ H Home 
 ■ A Away 
 N Neutral



St. Bonaventure

Through Games Of March 6, 2020

Average RPI Win:	212	WON-LOST	WINNING	LAST 10	STRENGTH OF	OPP. STRENGTH	TEAM	ADJ.	CONF.	ADJ CONF.
Average RPI Loss:	144	RECORD	PCT. RANK	GAMES	SCHEDULE	OF SCHEDULE	RPI	RPI	RPI	RPI
DIV. I ONLY	7- 23	308	2-8	130	167	294	294	12	12	
DIV. I NON-CONF.	3- 10	282	0	153	298	299	299	12	12	
TOTALS	RPI 1-25	RPI 26-50	W-L RECORDS	RPI 51-100	RPI 101-150	RPI 150+				
7- 23	0- 0	0- 2	OVERALL	0- 5	2- 7	5- 9				
6- 9	0- 0	0- 0	HOME	0- 1	2- 4	4- 4				
0- 13	0- 0	0- 2	AWAY	0- 4	0- 3	0- 4				
1- 1	0- 0	0- 0	NEUTRAL	0- 0	0- 0	1- 1				
3- 10	0- 0	0- 1	NON-CONFERENCE	0- 2	0- 1	3- 6				
2- 5	0- 0	0- 0	HOME	0- 1	0- 1	2- 3				
0- 4	0- 0	0- 1	AWAY	0- 1	0- 0	0- 2				
1- 1	0- 0	0- 0	NEUTRAL	0- 0	0- 0	1- 1				
4- 13	0- 0	0- 1	CONFERENCE	0- 3	2- 6	2- 3				
4- 4	0- 0	0- 0	HOME	0- 0	2- 3	2- 1				
0- 9	0- 0	0- 1	AWAY	0- 3	0- 3	0- 2				
0- 0	0- 0	0- 0	NEUTRAL	0- 0	0- 0	0- 0				

RPI 1-25			RPI 26-50			RPI 51-100			RPI 101+			Team's RPI: 294
RPI	S	Opponent	Score	RPI	S	Opponent	Score	RPI	S	Opponent	Score	
48	A	Dayton	51 78	61	H	St. John's (NY)	56 68	121	H	Buffalo	36 46	
49	A	Bucknell	60 68	80	A	Fordham	53 79	122	A	Richmond	59 63	
				87	A	Saint Louis	51 72	122	H	Richmond	58 72	
				96	A	VCU	47 56	127	A	Duquesne	39 58	
				98	A	Kent St.	58 81	127	H	Duquesne	57 80	
								139	H	Davidson	68 56	
								144	H	George Washington	59 55	
								145	A	Massachusetts	54 72	
								145	H	Massachusetts	52 62	
								156	H	Akron	54 63	
								163	A	Binghamton	67 78	
								167	N	Wright St.	57 56	
								190	H	Cleveland St.	62 65	
								193	A	La Salle	61 67	
								194	H	Cornell	42 70	
								202	N	Saint Mary's (CA)	57 72	
								212	A	Rhode Island	67 69	
								212	H	Rhode Island	64 59	
								232	H	Saint Joseph's	60 61	
								249	H	George Mason	62 47	
								284	H	Oakland	80 66	
								289	H	Niagara	71 67	
								337	A	Canisius	82 84	
LAST 10 Division I												
145	A	Massachusetts	54 72	96	A	VCU	47 56					
127	H	Duquesne	57 80	139	H	Davidson	68 56					
48	A	Dayton	51 78	144	H	George Washington	59 55					
122	H	Richmond	58 72	122	A	Richmond	59 63					
212	A	Rhode Island	67 69	127	A	Duquesne	39 58					

Non-Div I Games:

St. Bonaventure

Loss, Non-Conf, S Site, H Home A Away N Neutral

Average RPI Win: 308		WON-LOST	WINNING	LAST 10	STRENGTH OF	OPP. STRENGTH	TEAM	ADJ.	CONF.	ADJ CONF.
Average RPI Loss: 202		RECORD	PCT. RANK	GAMES	SCHEDULE	OF SCHEDULE	RPI	RPI	RPI	RPI
DIV. I ONLY		7- 21	307	3-7	264	330	321	321	30	30
DIV. I NON-CONF.		3- 7	252	0	160	220	246	246	30	30
TOTALS	RPI 1-25	RPI 26-50		W-L RECORDS	RPI 51-100		RPI 101-150		RPI 150+	
7- 21	0- 1	0- 1		OVERALL	0- 2		0- 5		7- 12	
5- 7	0- 0	0- 0		HOME	0- 1		0- 2		5- 4	
2- 12	0- 1	0- 1		AWAY	0- 1		0- 2		2- 7	
0- 2	0- 0	0- 0		NEUTRAL	0- 0		0- 1		0- 1	
3- 7	0- 1	0- 1		NON-CONFERENCE	0- 2		0- 1		3- 2	
2- 1	0- 0	0- 0		HOME	0- 1		0- 0		2- 0	
1- 4	0- 1	0- 1		AWAY	0- 1		0- 0		1- 1	
0- 2	0- 0	0- 0		NEUTRAL	0- 0		0- 1		0- 1	
4- 14	0- 0	0- 0		CONFERENCE	0- 0		0- 4		4- 10	
3- 6	0- 0	0- 0		HOME	0- 0		0- 2		3- 4	
1- 8	0- 0	0- 0		AWAY	0- 0		0- 2		1- 6	
0- 0	0- 0	0- 0		NEUTRAL	0- 0		0- 0		0- 0	

RPI 1-25					
RPI	S	Opponent	Score		
9	A	Princeton	44	76	
RPI 26-50					
RPI	S	Opponent	Score		
29	A	Marquette	71	92	
RPI 51-100					
RPI	S	Opponent	Score		
57	A	Boston College	69	106	
82	H	Stony Brook	73	86	
RPI 101+					
RPI	S	Opponent	Score		
115	A	Robert Morris	44	69	
115	H	Robert Morris	59	70	
130	N	Pacific	62	71	
150	A	Mt. St. Mary's	60	69	
150	H	Mt. St. Mary's	62	67	
179	A	Merrimack	54	80	
179	H	Merrimack	54	72	
269	A	Saint Francis (PA)	72	82	
269	H	Saint Francis (PA)	59	67	
270	H	Loyola Maryland	89	78	
278	H	Army West Point	70	64	
299	A	Sacred Heart	63	84	
299	H	Sacred Heart	71	70	
300	N	Ga. Southern	47	78	
303	H	Fairleigh Dickinson	57	62	
306	A	Wagner	66	74	
306	H	Wagner	53	74	
315	A	Albany (NY)	49	41	
323	A	Bryant	59	78	
323	H	Bryant	80	77	
329	A	NJIT	69	88	
334	A	LIU Brooklyn	71	54	
334	H	LIU Brooklyn	88	63	
345	A	Central Conn. St.	54	75	
Team's RPI: 321					

Non-Div I Games:	East Stroudsburg	84	62
------------------	------------------	----	----

St. Francis Brooklyn

■ Loss, ■ Non-Conf, S Site, H Home A Away N Neutral

## St. John's (NY)

Through Games Of March 6, 2020

Average RPI Win:	163	WON-LOST	WINNING	LAST 10	STRENGTH OF	OPP. STRENGTH	TEAM	ADJ.	CONF.	ADJ CONF.
Average RPI Loss:	74	RECORD	PCT. RANK	GAMES	SCHEDULE	OF SCHEDULE	RPI	RPI	RPI	RPI
DIV. I ONLY	18- 11	101	6-4	67	78	61	61	6	6	
DIV. I NON-CONF.	7- 4	100	0	73	163	58	58	6	6	
TOTALS	RPI 1-25	RPI 26-50	W-L RECORDS	RPI 51-100	RPI 101-150	RPI 150+				
18- 11	0- 2	2- 4	OVERALL	5- 3	2- 0	9- 2				
11- 3	0- 1	1- 1	HOME	2- 1	2- 0	6- 0				
7- 7	0- 1	1- 3	AWAY	3- 1	0- 0	3- 2				
0- 1	0- 0	0- 0	NEUTRAL	0- 1	0- 0	0- 0				
7- 4	0- 0	0- 2	NON-CONFERENCE	1- 1	2- 0	4- 1				
5- 0	0- 0	0- 0	HOME	0- 0	2- 0	3- 0				
2- 3	0- 0	0- 2	AWAY	1- 0	0- 0	1- 1				
0- 1	0- 0	0- 0	NEUTRAL	0- 1	0- 0	0- 0				
11- 7	0- 2	2- 2	CONFERENCE	4- 2	0- 0	5- 1				
6- 3	0- 1	1- 1	HOME	2- 1	0- 0	3- 0				
5- 4	0- 1	1- 1	AWAY	2- 1	0- 0	2- 1				
0- 0	0- 0	0- 0	NEUTRAL	0- 0	0- 0	0- 0				

RPI 1-25				RPI 26-50				RPI 51-100 Team's RPI: 61				RPI 101+			
RPI	S	Opponent	Score	RPI	S	Opponent	Score	RPI	S	Opponent	Score	RPI	S	Opponent	Score
20	A	DePaul	69 74	29	A	Marquette	85 94	53	A	Yale	80 66	110	H	Wake Forest	82 74
20	H	DePaul	65 71	29	H	Marquette	57 67	74	A	Seton Hall	82 66	145	H	Massachusetts	82 71
				35	A	James Madison	73 76	74	H	Seton Hall	77 76	166	H	Lafayette	76 44
				37	A	Florida St.	70 74	77	N	IUPUI	78 85	188	A	Providence	53 54
				46	A	Creighton	77 70	78	A	Villanova	64 66	188	H	Providence	64 58
				46	H	Creighton	63 58	78	H	Villanova	62 67	220	A	UNLV	75 79
								94	A	Butler	67 42	231	H	Fairfield	71 69
								94	H	Butler	85 80	254	A	Georgetown	74 68
												254	H	Georgetown	71 54
												264	A	Xavier	75 67
												264	H	Xavier	74 37
												278	H	Army West Point	96 60
												294	A	St. Bonaventure	68 56
LAST 10 Division I															
264	H	Xavier	74 37	29	H	Marquette	57 67								
94	H	Butler	85 80	20	H	DePaul	65 71								
74	H	Seton Hall	77 76	254	A	Georgetown	74 68								
188	A	Providence	53 54	78	A	Villanova	64 66								
46	A	Creighton	77 70	74	A	Seton Hall	82 66								

Non-Div I Games:

St. John's (NY)

■ Loss, 
 ■ Non-Conf, 
 ■ S Site, 
 ■ H Home 
 ■ A Away 
 N Neutral

Average RPI Win:	108	WON-LOST	WINNING	LAST 10	STRENGTH OF	OPP. STRENGTH	TEAM	ADJ.	CONF.	ADJ CONF.
Average RPI Loss:	17	RECORD	PCT. RANK	GAMES	SCHEDULE	OF SCHEDULE	RPI	RPI	RPI	RPI
DIV. I ONLY	26- 5	21	7-3	17	2	7	7	1	1	
DIV. I NON-CONF.	11- 1	13	0	50	36	8	8	1	1	
TOTALS	RPI 1-25	RPI 26-50	W-L RECORDS	RPI 51-100	RPI 101-150	RPI 150+				
26- 5	6- 3	1- 2	OVERALL	5- 0	9- 0	5- 0				
14- 2	3- 2	0- 0	HOME	3- 0	5- 0	3- 0				
8- 3	1- 1	1- 2	AWAY	1- 0	4- 0	1- 0				
4- 0	2- 0	0- 0	NEUTRAL	1- 0	0- 0	1- 0				
11- 1	3- 0	0- 1	NON-CONFERENCE	2- 0	1- 0	5- 0				
7- 0	2- 0	0- 0	HOME	1- 0	1- 0	3- 0				
1- 1	0- 0	0- 1	AWAY	0- 0	0- 0	1- 0				
3- 0	1- 0	0- 0	NEUTRAL	1- 0	0- 0	1- 0				
15- 4	3- 3	1- 1	CONFERENCE	3- 0	8- 0	0- 0				
7- 2	1- 2	0- 0	HOME	2- 0	4- 0	0- 0				
7- 2	1- 1	1- 1	AWAY	1- 0	4- 0	0- 0				
1- 0	1- 0	0- 0	NEUTRAL	0- 0	0- 0	0- 0				

RPI	S	Opponent	Score	RPI	S	Opponent	Score	RPI	S	Opponent	Score	RPI	S	Opponent	Score
2	A	Oregon	55 87	26	A	Arizona	72 73	63	H	Tennessee	78 51	106	A	Utah	97 64
2	H	Oregon	66 74	38	A	Arizona St.	55 44	79	H	Southern California	79 59	106	H	Utah	82 49
10	H	Gonzaga	76 70	41	A	Texas	64 69	91	A	Colorado	69 66	107	A	Washington St.	71 49
12	H	UCLA	69 79					91	H	Colorado	76 68	107	H	Washington St.	77 58
13	N	Mississippi St.	67 62					99	N	Syracuse	77 59	119	A	California	79 65
18	A	Oregon St.	61 58									119	H	California	73 40
18	H	Oregon St.	63 60									121	H	Buffalo	88 69
18	N	Oregon St.	68 57									138	A	Washington	58 41
19	H	Ohio St.	71 52									138	H	Washington	77 56
												153	H	UC Davis	67 55
												215	A	San Francisco	97 71
												225	H	Northern Colo.	90 36
												286	N	California Baptist	83 78
												312	H	Eastern Wash.	92 27
LAST 10 Division I															
18	N	Oregon St.	68 57	91	A	Colorado	69 66								
38	A	Arizona St.	55 44	106	A	Utah	97 64								
26	A	Arizona	72 73	79	H	Southern California	79 59								
2	H	Oregon	66 74	12	H	UCLA	69 79								
18	H	Oregon St.	63 60	107	A	Washington St.	71 49								

Non-Div I Games:

Stanford

■ Loss, 
 ■ Non-Conf, 
 ■ S Site, 
 ■ Home 
 ■ Away 
 N Neutral

Average RPI Win:	254	WON-LOST	WINNING	LAST 10	STRENGTH OF	OPP. STRENGTH	TEAM	ADJ.	CONF.	ADJ CONF.
Average RPI Loss:	119	RECORD	PCT. RANK	GAMES	SCHEDULE	OF SCHEDULE	RPI	RPI	RPI	RPI
DIV. I ONLY	9- 17	270	5-5	134	172	224	224	15	15	
DIV. I NON-CONF.	3- 7	252	0	116	197	222	222	14	14	
TOTALS	RPI 1-25	RPI 26-50	W-L RECORDS	RPI 51-100	RPI 101-150	RPI 150+				
9- 17	0- 1	0- 3	OVERALL	0- 2	2- 6	7- 5				
4- 8	0- 0	0- 1	HOME	0- 0	1- 4	3- 3				
5- 8	0- 1	0- 2	AWAY	0- 2	1- 2	4- 1				
0- 1	0- 0	0- 0	NEUTRAL	0- 0	0- 0	0- 1				
3- 7	0- 1	0- 1	NON-CONFERENCE	0- 2	0- 2	3- 1				
2- 2	0- 0	0- 0	HOME	0- 0	0- 2	2- 0				
1- 4	0- 1	0- 1	AWAY	0- 2	0- 0	1- 0				
0- 1	0- 0	0- 0	NEUTRAL	0- 0	0- 0	0- 1				
6- 10	0- 0	0- 2	CONFERENCE	0- 0	2- 4	4- 4				
2- 6	0- 0	0- 1	HOME	0- 0	1- 2	1- 3				
4- 4	0- 0	0- 1	AWAY	0- 0	1- 2	3- 1				
0- 0	0- 0	0- 0	NEUTRAL	0- 0	0- 0	0- 0				

RPI 1-25				RPI 26-50				RPI 51-100				RPI 101+ Team's RPI: 224			
RPI	S	Opponent	Score	RPI	S	Opponent	Score	RPI	S	Opponent	Score	RPI	S	Opponent	Score
23	A	Kentucky	48 67	33	A	FGCU	54 67	63	A	Tennessee	46 73	103	A	Liberty	53 73
				33	H	FGCU	47 89	64	A	Penn	41 81	103	H	Liberty	48 57
				34	A	UCF	40 66					112	H	Bethune-Cookman	55 59
												128	H	Holy Cross	63 75
												137	A	North Florida	60 52
												137	H	North Florida	60 62
												140	A	North Ala.	57 68
												140	H	North Ala.	69 60
												151	A	Jacksonville	52 57
												151	H	Jacksonville	57 71
												223	A	Kennesaw St.	67 61
												223	H	Kennesaw St.	67 70
												255	H	Tulsa	66 60
												256	A	Lipscomb	48 34
												256	H	Lipscomb	59 65
												269	N	Saint Francis (PA)	73 78
												282	A	Morehead St.	58 55
												329	A	NJIT	68 49
												329	H	NJIT	72 49
												337	H	Canisius	68 52
LAST 10 Division I															
137	H	North Florida	60 62	223	H	Kennesaw St.	67 70								
151	H	Jacksonville	57 71	33	A	FGCU	54 67								
329	A	NJIT	68 49	137	A	North Florida	60 52								
103	A	Liberty	53 73	256	A	Lipscomb	48 34								
140	H	North Ala.	69 60	329	H	NJIT	72 49								

Non-Div I Games: Palm Beach Atl. 77 46 Trinity Baptist 116 40 Fla. National 80 37

Stetson

Loss, Non-Conf, S Site, H Home A Away N Neutral

Average RPI Win:	256	WON-LOST	WINNING	LAST 10	STRENGTH OF	OPP. STRENGTH	TEAM	ADJ.	CONF.	ADJ CONF.
Average RPI Loss:	181	RECORD	PCT. RANK	GAMES	SCHEDULE	OF SCHEDULE	RPI	RPI	RPI	RPI
DIV. I ONLY	26- 3	8	8-2	335	301	82	82	26	26	
DIV. I NON-CONF.	11- 1	13	0	285	305	63	63	27	27	
TOTALS	RPI 1-25	RPI 26-50	W-L RECORDS	RPI 51-100	RPI 101-150	RPI 150+				
26- 3	0- 0	1- 1	OVERALL	0- 0	1- 0	24- 2				
13- 0	0- 0	1- 0	HOME	0- 0	0- 0	12- 0				
11- 3	0- 0	0- 1	AWAY	0- 0	0- 0	11- 2				
2- 0	0- 0	0- 0	NEUTRAL	0- 0	1- 0	1- 0				
11- 1	0- 0	1- 1	NON-CONFERENCE	0- 0	1- 0	9- 0				
4- 0	0- 0	1- 0	HOME	0- 0	0- 0	3- 0				
5- 1	0- 0	0- 1	AWAY	0- 0	0- 0	5- 0				
2- 0	0- 0	0- 0	NEUTRAL	0- 0	1- 0	1- 0				
15- 2	0- 0	0- 0	CONFERENCE	0- 0	0- 0	15- 2				
9- 0	0- 0	0- 0	HOME	0- 0	0- 0	9- 0				
6- 2	0- 0	0- 0	AWAY	0- 0	0- 0	6- 2				
0- 0	0- 0	0- 0	NEUTRAL	0- 0	0- 0	0- 0				

RPI S	Opponent	Score	RPI S	Opponent	Score	RPI S	Opponent	Score	RPI S	Opponent	Score
31	A Arkansas	58 88	49	H Bucknell	78 73				134	N Western Mich.	50 47
									163	A Binghamton	67 60
									163	H Binghamton	58 54
									168	A Maine	62 64
									168	H Maine	73 69
									189	H Manhattan	59 54
									213	A UMass Lowell	89 69
									213	H UMass Lowell	60 41
									230	N Morgan St.	63 56
									239	H Iona	59 40
									262	A New Hampshire	53 44
									262	H New Hampshire	52 50
									283	A Pittsburgh	59 56
									293	A UMBC	66 49
									293	H UMBC	57 45
									299	H Sacred Heart	54 50
									306	A Wagner	66 45
									307	A Vermont	72 68
									307	H Vermont	67 49
									315	A Albany (NY)	73 53
									315	H Albany (NY)	54 49
									315	H Albany (NY)	53 44
									321	A St. Francis Brooklyn	86 73
									327	A Hofstra	81 38
									334	A LIU Brooklyn	80 49
									344	A Hartford	67 70

## LAST 10 Division I

315	H Albany (NY)	54 49	163	H Binghamton	58 54
315	H Albany (NY)	53 44	262	H New Hampshire	52 50
344	A Hartford	67 70	213	A UMass Lowell	89 69
168	A Maine	62 64	293	A UMBC	66 49
307	A Vermont	72 68	213	H UMass Lowell	60 41

Non-Div I Games: Molloy 66 49

Stony Brook

S  
t  
o  
n  
y  
B  
r  
o  
o  
k

RPI S      Stony Brook      Score  
Opponent

Through Games Of March 6, 2020

RPI	S	Opponent	Score
344	H	Hartford	66 55

S  
t  
o  
n  
y  
B  
r  
o  
o  
k

Stony Brook

## Syracuse

Through Games Of March 6, 2020

Average RPI Win:	162	WON-LOST	WINNING	LAST 10	STRENGTH OF	OPP. STRENGTH	TEAM	ADJ.	CONF.	ADJ CONF.
Average RPI Loss:	55	RECORD	PCT. RANK	GAMES	SCHEDULE	OF SCHEDULE	RPI	RPI	RPI	RPI
DIV. I ONLY	16- 15	170	6-4	48	22	99	99	5	5	
DIV. I NON-CONF.	6- 5	151	0	89	30	124	124	4	4	
TOTALS	RPI 1-25	RPI 26-50	W-L RECORDS	RPI 51-100	RPI 101-150	RPI 150+				
16- 15	1- 6	2- 1	OVERALL	3- 4	3- 4	7- 0				
10- 4	1- 2	2- 0	HOME	1- 2	1- 0	5- 0				
3- 7	0- 2	0- 1	AWAY	1- 1	1- 3	1- 0				
3- 4	0- 2	0- 0	NEUTRAL	1- 1	1- 1	1- 0				
6- 5	0- 2	0- 1	NON-CONFERENCE	1- 1	1- 1	4- 0				
4- 1	0- 1	0- 0	HOME	1- 0	0- 0	3- 0				
0- 1	0- 0	0- 1	AWAY	0- 0	0- 0	0- 0				
2- 3	0- 1	0- 0	NEUTRAL	0- 1	1- 1	1- 0				
10- 10	1- 4	2- 0	CONFERENCE	2- 3	2- 3	3- 0				
6- 3	1- 1	2- 0	HOME	0- 2	1- 0	2- 0				
3- 6	0- 2	0- 0	AWAY	1- 1	1- 3	1- 0				
1- 1	0- 1	0- 0	NEUTRAL	1- 0	0- 0	0- 0				

RPI 1-25				RPI 26-50				RPI 51-100 Team's RPI: 99				RPI 101+			
RPI	S	Opponent	Score	RPI	S	Opponent	Score	RPI	S	Opponent	Score	RPI	S	Opponent	Score
2	H	Oregon	64 81	28	A	Michigan	76 84	56	N	West Virginia	69 71	102	N	Michigan St.	77 63
5	A	Louisville	58 62	37	H	Florida St.	90 89	57	A	Boston College	89 79	110	A	Wake Forest	60 65
5	H	Louisville	59 51	40	H	Virginia Tech	67 65	57	H	Boston College	81 88	116	A	Miami (FL)	62 77
5	N	Louisville	46 71					72	A	Virginia	41 57	118	A	Notre Dame	70 72
7	N	Stanford	59 77					72	N	Virginia	67 50	118	H	Notre Dame	74 63
22	A	NC State	60 69					81	H	Georgia Tech	64 82	120	N	Green Bay	73 79
25	H	Duke	58 88					88	H	Ohio	66 54	149	A	North Carolina	74 56
LAST 10 Division I															
		5 N Louisville	46 71			221 H Clemson	59 46								
		72 N Virginia	67 50			283 H Pittsburgh	71 53								
		57 H Boston College	81 88			149 A North Carolina	74 56								
		22 A NC State	60 69			5 H Louisville	59 51								
		118 A Notre Dame	70 72			57 A Boston College	89 79								

Non-Div I Games:

Syracuse

■ Loss, 
 ■ Non-Conf, 
 ■ S Site, 
 ■ Home 
 ■ A Away 
 N Neutral



Average RPI Win:	118	WON-LOST	WINNING	LAST 10	STRENGTH OF	OPP. STRENGTH	TEAM	ADJ.	CONF.	ADJ CONF.
Average RPI Loss:	57	RECORD	PCT. RANK	GAMES	SCHEDULE	OF SCHEDULE	RPI	RPI	RPI	RPI
DIV. I ONLY	21- 7	41	7-3	23	23	21	21	3	3	
DIV. I NON-CONF.	9- 2	37	0	102	83	29	29	3	3	
TOTALS	RPI 1-25	RPI 26-50	W-L RECORDS	RPI 51-100	RPI 101-150	RPI 150+				
21- 7	0- 3	3- 1	OVERALL	9- 1	4- 2	5- 0				
13- 3	0- 1	1- 1	HOME	6- 0	3- 1	3- 0				
8- 4	0- 2	2- 0	AWAY	3- 1	1- 1	2- 0				
0- 0	0- 0	0- 0	NEUTRAL	0- 0	0- 0	0- 0				
9- 2	0- 1	0- 0	NON-CONFERENCE	2- 1	2- 0	5- 0				
7- 0	0- 0	0- 0	HOME	2- 0	2- 0	3- 0				
2- 2	0- 1	0- 0	AWAY	0- 1	0- 0	2- 0				
0- 0	0- 0	0- 0	NEUTRAL	0- 0	0- 0	0- 0				
12- 5	0- 2	3- 1	CONFERENCE	7- 0	2- 2	0- 0				
6- 3	0- 1	1- 1	HOME	4- 0	1- 1	0- 0				
6- 2	0- 1	2- 0	AWAY	3- 0	1- 1	0- 0				
0- 0	0- 0	0- 0	NEUTRAL	0- 0	0- 0	0- 0				

RPI	S	Opponent	Score	RPI	S	Opponent	Score	RPI	S	Opponent	Score	RPI	S	Opponent	Score
4	A	Baylor	62 81	41	A	Texas	65 63	51	A	Middle Tenn.	70 82	111	H	Auburn	80 65
4	H	Baylor	57 66	41	H	Texas	67 77	56	H	West Virginia	73 60	115	H	Robert Morris	66 61
17	A	Texas A&M	68 70	50	A	Iowa St.	77 74	58	A	Oklahoma St.	72 68	124	A	Kansas	87 74
				50	H	Iowa St.	82 72	58	H	Oklahoma St.	49 37	124	H	Kansas	73 59
								75	A	Kansas St.	54 52	142	A	Texas Tech	83 87
								75	H	Kansas St.	65 61	142	H	Texas Tech	76 80
								83	A	Oklahoma	82 63	194	H	Cornell	59 49
								83	H	Oklahoma	96 71	226	A	SMU	57 56
								86	H	Boise St.	77 65	248	H	Texas St.	79 52
								88	H	Ohio	79 72	257	H	Nicholls St.	72 47
												278	A	Army West Point	66 52
LAST 10 Division I															
83	H	Oklahoma	96 71	50	H	Iowa St.	82 72								
142	A	Texas Tech	83 87	4	A	Baylor	62 81								
41	H	Texas	67 77	124	A	Kansas	87 74								
58	H	Oklahoma St.	49 37	75	H	Kansas St.	65 61								
75	A	Kansas St.	54 52	58	A	Oklahoma St.	72 68								

Non-Div I Games:

TCU

■ Loss, 
 ■ Non-Conf, S Site, 
 ■ Home 
 ■ Away 
 N Neutral

Average RPI Win:	165	WON-LOST	WINNING	LAST 10	STRENGTH OF	OPP. STRENGTH	TEAM	ADJ.	CONF.	ADJ CONF.
Average RPI Loss:	116	RECORD	PCT. RANK	GAMES	SCHEDULE	OF SCHEDULE	RPI	RPI	RPI	RPI
DIV. I ONLY	16- 14	157	4-6	78	81	117	117	9	9	
DIV. I NON-CONF.	8- 5	117	0	37	87	69	69	9	9	
TOTALS	RPI 1-25	RPI 26-50	W-L RECORDS	RPI 51-100	RPI 101-150	RPI 150+				
16- 14	0- 2	2- 3	OVERALL	3- 2	1- 1	10- 6				
10- 5	0- 2	1- 1	HOME	3- 0	1- 0	5- 2				
5- 7	0- 0	1- 1	AWAY	0- 2	0- 0	4- 4				
1- 2	0- 0	0- 1	NEUTRAL	0- 0	0- 1	1- 0				
8- 5	0- 1	1- 2	NON-CONFERENCE	2- 0	1- 1	4- 1				
5- 2	0- 1	0- 1	HOME	2- 0	1- 0	2- 0				
3- 1	0- 0	1- 0	AWAY	0- 0	0- 0	2- 1				
0- 2	0- 0	0- 1	NEUTRAL	0- 0	0- 1	0- 0				
8- 9	0- 1	1- 1	CONFERENCE	1- 2	0- 0	6- 5				
5- 3	0- 1	1- 0	HOME	1- 0	0- 0	3- 2				
2- 6	0- 0	0- 1	AWAY	0- 2	0- 0	2- 3				
1- 0	0- 0	0- 0	NEUTRAL	0- 0	0- 0	1- 0				

RPI	S	Opponent	Score	RPI	S	Opponent	Score	RPI	S	Opponent	Score	RPI	S	Opponent	Score	Team's RPI: 117
1	H	South Carolina	71 78	33	H	FGCU	67 93	64	H	Penn	76 72	127	H	Duquesne	85 72	
6	H	UConn	54 83	34	A	UCF	64 67	69	A	South Fla.	51 99	149	N	North Carolina	58 71	
				34	H	UCF	67 65	69	H	South Fla.	69 66	160	A	Wichita St.	70 72	
				46	N	Creighton	59 69	76	A	Cincinnati	81 86	160	H	Wichita St.	75 85	
				49	A	Bucknell	72 61	78	H	Villanova	74 69	162	A	Tulane	50 53	
												186	A	Towson	74 59	
												192	H	Memphis	78 64	
												193	A	La Salle	72 69	
												214	A	Houston	61 58	
												214	H	Houston	76 75	
												226	H	SMU	85 62	
												231	H	Fairfield	77 59	
												232	A	Saint Joseph's	63 67	
												237	A	East Carolina	50 56	
												237	N	East Carolina	67 57	
												255	A	Tulsa	74 65	
												255	H	Tulsa	64 68	
												264	H	Xavier	78 65	
LAST 10 Division I																
237	N	East Carolina	67 57	192	H	Memphis	78 64									
162	A	Tulane	50 53	214	H	Houston	76 75									
255	H	Tulsa	64 68	69	A	South Fla.	51 99									
34	A	UCF	64 67	160	H	Wichita St.	75 85									
237	A	East Carolina	50 56	34	H	UCF	67 65									

Non-Div I Games:

Temple

Loss, Non-Conf, S Site, H Home A Away N Neutral

## Tennessee

Through Games Of March 6, 2020

Average RPI Win:	197	WON-LOST	WINNING	LAST 10	STRENGTH OF	OPP. STRENGTH	TEAM	ADJ.	CONF.	ADJ CONF.
Average RPI Loss:	20	RECORD	PCT. RANK	GAMES	SCHEDULE	OF SCHEDULE	RPI	RPI	RPI	RPI
DIV. I ONLY	21- 10	71	4-6	118	47	63	63	4	4	
DIV. I NON-CONF.	10- 3	57	0	265	135	107	107	5	5	
TOTALS	RPI 1-25	RPI 26-50	W-L RECORDS	RPI 51-100	RPI 101-150	RPI 150+				
21- 10	0- 7	1- 3	OVERALL	2- 0	5- 0	13- 0				
13- 3	0- 2	1- 1	HOME	2- 0	1- 0	9- 0				
7- 6	0- 4	0- 2	AWAY	0- 0	4- 0	3- 0				
1- 1	0- 1	0- 0	NEUTRAL	0- 0	0- 0	1- 0				
10- 3	0- 2	0- 1	NON-CONFERENCE	0- 0	1- 0	9- 0				
7- 1	0- 0	0- 1	HOME	0- 0	0- 0	7- 0				
3- 2	0- 2	0- 0	AWAY	0- 0	1- 0	2- 0				
0- 0	0- 0	0- 0	NEUTRAL	0- 0	0- 0	0- 0				
11- 7	0- 5	1- 2	CONFERENCE	2- 0	4- 0	4- 0				
6- 2	0- 2	1- 0	HOME	2- 0	1- 0	2- 0				
4- 4	0- 2	0- 2	AWAY	0- 0	3- 0	1- 0				
1- 1	0- 1	0- 0	NEUTRAL	0- 0	0- 0	1- 0				

RPI	S	Opponent	Score	RPI	S	Opponent	Score	RPI	S	Opponent	Score	RPI	S	Opponent	Score
1	A	South Carolina	48 69	31	A	Arkansas	75 83	60	H	Georgia	73 56	111	A	Auburn	56 55
6	A	UConn	45 60	36	A	LSU	65 75	67	H	Alabama	65 63	118	A	Notre Dame	74 63
7	A	Stanford	51 78	36	H	LSU	63 58					126	A	Vanderbilt	78 69
13	H	Mississippi St.	55 72	41	H	Texas	60 66					126	H	Vanderbilt	67 63
17	H	Texas A&M	71 73									135	A	Florida	78 50
23	A	Kentucky	76 80									170	H	Missouri	77 66
23	N	Kentucky	65 86									170	N	Missouri	64 51
												196	A	Portland St.	88 61
												224	H	Stetson	73 46
												233	H	Central Ark.	63 36
												261	H	Howard	88 38
												273	H	Air Force	81 54
												287	A	ETSU	72 68
												291	H	Colorado St.	79 41
												296	A	Ole Miss	84 28
												296	H	Ole Miss	77 66
												328	H	Ark.-Pine Bluff	92 51
												333	H	Tennessee St.	73 43
LAST 10 Division I															
23	N	Kentucky	65 86	31	A	Arkansas	75 83								
170	N	Missouri	64 51	17	H	Texas A&M	71 73								
111	A	Auburn	56 55	36	A	LSU	65 75								
296	H	Ole Miss	77 66	13	H	Mississippi St.	55 72								
126	H	Vanderbilt	67 63	1	A	South Carolina	48 69								

Non-Div I Games:

Tennessee

■ Loss, 
■ Non-Conf, 
■ S Site, 
■ H Home 
■ A Away 
N Neutral

## Tennessee St.

Through Games Of March 6, 2020

Average RPI Win:	262	WON-LOST	WINNING	LAST 10	STRENGTH OF	OPP. STRENGTH	TEAM	ADJ.	CONF.	ADJ CONF.
Average RPI Loss:	184	RECORD	PCT. RANK	GAMES	SCHEDULE	OF SCHEDULE	RPI	RPI	RPI	RPI
DIV. I ONLY	2- 24	346	2-8	203	264	333	333	20	20	
DIV. I NON-CONF.	0- 8	338	0	134	240	327	327	23	23	
TOTALS	RPI 1-25	RPI 26-50	W-L RECORDS	RPI 51-100	RPI 101-150	RPI 150+				
2- 24	0- 0	0- 2	OVERALL	0- 4	0- 3	2- 15				
1- 13	0- 0	0- 0	HOME	0- 1	0- 3	1- 9				
1- 11	0- 0	0- 2	AWAY	0- 3	0- 0	1- 6				
0- 0	0- 0	0- 0	NEUTRAL	0- 0	0- 0	0- 0				
0- 8	0- 0	0- 1	NON-CONFERENCE	0- 1	0- 3	0- 3				
0- 5	0- 0	0- 0	HOME	0- 0	0- 3	0- 2				
0- 3	0- 0	0- 1	AWAY	0- 1	0- 0	0- 1				
0- 0	0- 0	0- 0	NEUTRAL	0- 0	0- 0	0- 0				
2- 16	0- 0	0- 1	CONFERENCE	0- 3	0- 0	2- 12				
1- 8	0- 0	0- 0	HOME	0- 1	0- 0	1- 7				
1- 8	0- 0	0- 1	AWAY	0- 2	0- 0	1- 5				
0- 0	0- 0	0- 0	NEUTRAL	0- 0	0- 0	0- 0				

RPI S	Opponent	Score	RPI S	Opponent	Score	RPI S	Opponent	Score	RPI S	Opponent	Score	Team's RPI: 333
26	A Arizona	42 77	55	A Belmont	58 70	108	H Columbia	65 75				
42	A UT Martin	71 88	55	H Belmont	51 84	126	H Vanderbilt	55 106				
			63	A Tennessee	43 73	140	H North Ala.	63 88				
			97	A Southeast Mo. St.	54 83	169	A Austin Peay	58 76				
						169	H Austin Peay	55 87				
						199	H Eastern Ill.	52 73				
						207	A Tennessee Tech	47 88				
						207	H Tennessee Tech	69 81				
						235	A Murray St.	62 100				
						235	H Murray St.	96 81				
						244	A Jacksonville St.	48 70				
						244	H Jacksonville St.	45 63				
						251	A South Alabama	48 70				
						256	H Lipscomb	64 74				
						282	A Morehead St.	60 69				
						282	H Morehead St.	47 84				
						288	A Eastern Ky.	67 64				
						288	H Eastern Ky.	55 61				
						324	H Alcorn	57 62				
						338	H SIUE	63 76				
LAST 10 Division I												
55	H Belmont	51 84	55	A Belmont	58 70							
244	H Jacksonville St.	45 63	235	H Murray St.	96 81							
282	A Morehead St.	60 69	169	H Austin Peay	55 87							
288	A Eastern Ky.	67 64	207	A Tennessee Tech	47 88							
207	H Tennessee Tech	69 81	244	A Jacksonville St.	48 70							

Non-Div I Games: Wilberforce 83 65 Fisk 91 50

Tennessee St.

Loss, Non-Conf, S Site, H Home A Away N Neutral

## Tennessee Tech

Through Games Of March 6, 2020

Average RPI Win:	279	WON-LOST	WINNING	LAST 10	STRENGTH OF	OPP. STRENGTH	TEAM	ADJ.	CONF.	ADJ CONF.
Average RPI Loss:	110	RECORD	PCT. RANK	GAMES	SCHEDULE	OF SCHEDULE	RPI	RPI	RPI	RPI
DIV. I ONLY	15- 13	149	2-8	303	207	207	207	20	20	
DIV. I NON-CONF.	5- 4	140	0	344	131	236	236	23	23	
TOTALS	RPI 1-25	RPI 26-50	W-L RECORDS	RPI 51-100	RPI 101-150	RPI 150+				
15- 13	0- 0	0- 2	OVERALL	0- 6	0- 2	15- 3				
7- 4	0- 0	0- 1	HOME	0- 2	0- 0	7- 1				
7- 7	0- 0	0- 1	AWAY	0- 3	0- 2	7- 1				
1- 2	0- 0	0- 0	NEUTRAL	0- 1	0- 0	1- 1				
5- 4	0- 0	0- 0	NON-CONFERENCE	0- 1	0- 2	5- 1				
2- 0	0- 0	0- 0	HOME	0- 0	0- 0	2- 0				
2- 3	0- 0	0- 0	AWAY	0- 1	0- 2	2- 0				
1- 1	0- 0	0- 0	NEUTRAL	0- 0	0- 0	1- 1				
10- 9	0- 0	0- 2	CONFERENCE	0- 5	0- 0	10- 2				
5- 4	0- 0	0- 1	HOME	0- 2	0- 0	5- 1				
5- 4	0- 0	0- 1	AWAY	0- 2	0- 0	5- 1				
0- 1	0- 0	0- 0	NEUTRAL	0- 1	0- 0	0- 0				

RPI S	Opponent	Score	RPI S	Opponent	Score	RPI S	Opponent	Score	RPI S	Opponent	Score	Team's RPI: 207
42	A UT Martin	62 71	42	H UT Martin	65 86	51	A Middle Tenn.	58 64	101	A Southern Ill.	65 76	
						55	A Belmont	52 68	126	A Vanderbilt	61 75	
						55	H Belmont	47 59	158	A Samford	72 57	
						97	A Southeast Mo. St.	72 87	169	H Austin Peay	58 49	
						97	H Southeast Mo. St.	59 72	184	N Northern Ill.	74 82	
						97	N Southeast Mo. St.	81 82	199	A Eastern Ill.	75 62	
									235	H Murray St.	77 72	
									244	A Jacksonville St.	61 64	
									244	H Jacksonville St.	50 66	
									256	H Lipscomb	78 58	
									282	A Morehead St.	75 55	
									282	H Morehead St.	82 75	
									288	A Eastern Ky.	60 42	
									288	H Eastern Ky.	87 82	
									332	N Detroit Mercy	69 47	
									333	A Tennessee St.	81 69	
									333	H Tennessee St.	88 47	
									338	A SIUE	65 50	
									342	A Western Caro.	62 58	
									349	H La.-Monroe	75 68	
LAST 10 Division I												
97	N Southeast Mo. St.	81 82	333	A Tennessee St.	81 69							
244	A Jacksonville St.	61 64	244	H Jacksonville St.	50 66							
55	A Belmont	52 68	97	A Southeast Mo. St.	72 87							
97	H Southeast Mo. St.	59 72	42	A UT Martin	62 71							
42	H UT Martin	65 86	333	H Tennessee St.	88 47							

Non-Div I Games: Tenn. Wesleyan 94 45 Cumberland (TN) 88 51

Tennessee Tech

Loss, Non-Conf, S Site, H Home A Away N Neutral

Average RPI Win:	135	WON-LOST	WINNING	LAST 10	STRENGTH OF	OPP. STRENGTH	TEAM	ADJ.	CONF.	ADJ CONF.
Average RPI Loss:	61	RECORD	PCT. RANK	GAMES	SCHEDULE	OF SCHEDULE	RPI	RPI	RPI	RPI
DIV. I ONLY	18- 11	101	5-5	20	44	41	41	3	3	
DIV. I NON-CONF.	8- 4	90	0	108	134	93	93	3	3	
TOTALS	RPI 1-25	RPI 26-50	W-L RECORDS	RPI 51-100	RPI 101-150	RPI 150+				
18- 11	2- 4	1- 2	OVERALL	7- 3	3- 1	5- 1				
10- 5	1- 2	0- 2	HOME	3- 1	2- 0	4- 0				
7- 5	1- 1	1- 0	AWAY	4- 2	1- 1	0- 1				
1- 1	0- 1	0- 0	NEUTRAL	0- 0	0- 0	1- 0				
8- 4	1- 1	0- 1	NON-CONFERENCE	2- 1	0- 0	5- 1				
6- 1	1- 0	0- 1	HOME	1- 0	0- 0	4- 0				
1- 2	0- 0	0- 0	AWAY	1- 1	0- 0	0- 1				
1- 1	0- 1	0- 0	NEUTRAL	0- 0	0- 0	1- 0				
10- 7	1- 3	1- 1	CONFERENCE	5- 2	3- 1	0- 0				
4- 4	0- 2	0- 1	HOME	2- 1	2- 0	0- 0				
6- 3	1- 1	1- 0	AWAY	3- 1	1- 1	0- 0				
0- 0	0- 0	0- 0	NEUTRAL	0- 0	0- 0	0- 0				

RPI 1-25				RPI 26-50				Team's RPI: 41	RPI 51-100				RPI 101+			
RPI	S	Opponent	Score	RPI	S	Opponent	Score		RPI	S	Opponent	Score	RPI	S	Opponent	Score
4	A	Baylor	53 69	26	H	Arizona	58 83		56	A	West Virginia	63 68	124	A	Kansas	67 82
4	H	Baylor	44 64	50	A	Iowa St.	81 75		56	H	West Virginia	50 44	124	H	Kansas	85 77
7	H	Stanford	69 64	50	H	Iowa St.	51 69		58	A	Oklahoma St.	61 56	142	A	Texas Tech	81 66
21	A	TCU	77 67						63	A	Tennessee	66 60	142	H	Texas Tech	92 66
21	H	TCU	63 65						69	A	South Fla.	57 64	222	A	Hawaii	60 73
22	N	NC State	73 84						75	A	Kansas St.	71 63	236	H	Southern U.	93 39
									75	H	Kansas St.	54 60	245	N	North Texas	63 57
									83	A	Oklahoma	70 53	297	H	UTRGV	85 69
									83	H	Oklahoma	86 76	316	H	UTSA	84 53
									88	H	Ohio	73 60	335	H	Northwestern St.	91 49
LAST 10 Division I																
4	A	Baylor	53 69	124	A	Kansas	67 82									
83	H	Oklahoma	86 76	50	H	Iowa St.	51 69									
21	A	TCU	77 67	142	A	Texas Tech	81 66									
75	H	Kansas St.	54 60	4	H	Baylor	44 64									
56	H	West Virginia	50 44	83	A	Oklahoma	70 53									

Non-Div I Games:

Texas

■ Loss, 
 ■ Non-Conf, 
 ■ S Site, 
 ■ H Home 
 ■ A Away 
 N Neutral

Average RPI Win:	115	WON-LOST	WINNING	LAST 10	STRENGTH OF	OPP. STRENGTH	TEAM	ADJ.	CONF.	ADJ CONF.
Average RPI Loss:	31	RECORD	PCT. RANK	GAMES	SCHEDULE	OF SCHEDULE	RPI	RPI	RPI	RPI
DIV. I ONLY	22- 8	47	5-5	15	14	17	17	4	4	
DIV. I NON-CONF.	12- 1	10	0	35	28	7	7	5	5	
TOTALS	RPI 1-25	RPI 26-50	W-L RECORDS	RPI 51-100	RPI 101-150	RPI 150+				
22- 8	2- 3	1- 4	OVERALL	10- 1	3- 0	6- 0				
14- 2	2- 0	0- 1	HOME	3- 1	3- 0	6- 0				
6- 4	0- 3	1- 1	AWAY	5- 0	0- 0	0- 0				
2- 2	0- 0	0- 2	NEUTRAL	2- 0	0- 0	0- 0				
12- 1	2- 0	0- 1	NON-CONFERENCE	6- 0	0- 0	4- 0				
8- 0	2- 0	0- 0	HOME	2- 0	0- 0	4- 0				
2- 0	0- 0	0- 0	AWAY	2- 0	0- 0	0- 0				
2- 1	0- 0	0- 1	NEUTRAL	2- 0	0- 0	0- 0				
10- 7	0- 3	1- 3	CONFERENCE	4- 1	3- 0	2- 0				
6- 2	0- 0	0- 1	HOME	1- 1	3- 0	2- 0				
4- 4	0- 3	1- 1	AWAY	3- 0	0- 0	0- 0				
0- 1	0- 0	0- 1	NEUTRAL	0- 0	0- 0	0- 0				

RPI 1-25				RPI 26-50				RPI 51-100				RPI 101+			
RPI	S	Opponent	Score	RPI	S	Opponent	Score	RPI	S	Opponent	Score	RPI	S	Opponent	Score
1	A	South Carolina	52 60	31	A	Arkansas	84 77	58	H	Oklahoma St.	74 62	111	H	Auburn	84 54
13	A	Mississippi St.	57 69	31	N	Arkansas	66 67	59	A	Rice	62 61	126	H	Vanderbilt	74 53
21	H	TCU	70 68	36	A	LSU	58 59	60	A	Georgia	64 47	135	H	Florida	69 42
23	A	Kentucky	54 76	36	H	LSU	54 57	60	H	Georgia	64 63	170	H	Missouri	72 53
25	H	Duke	79 58	37	N	Florida St.	58 80	62	N	Montana St.	78 67	200	H	Little Rock	78 35
								63	A	Tennessee	73 71	214	H	Houston	72 43
								67	A	Alabama	79 74	233	H	Central Ark.	76 46
								67	H	Alabama	63 76	296	H	Ole Miss	79 35
								70	H	A&M-Corpus Christi	85 48	301	H	Prairie View	80 38
								79	A	Southern California	74 64				
								81	N	Georgia Tech	60 48				
LAST 10 Division I															
				31	N	Arkansas	66 67	63	A	Tennessee	73 71				
				1	A	South Carolina	52 60	126	H	Vanderbilt	74 53				
				67	H	Alabama	63 76	13	A	Mississippi St.	57 69				
				111	H	Auburn	84 54	36	A	LSU	58 59				
				60	A	Georgia	64 47	60	H	Georgia	64 63				

Non-Div I Games:

Texas A&amp;M

■ Loss, 
■ Non-Conf, S Site, 
■ Home 
■ Away 
N Neutral

## Texas Southern

Through Games Of March 6, 2020

Average RPI Win:	272	WON-LOST	WINNING	LAST 10	STRENGTH OF	OPP. STRENGTH	TEAM	ADJ.	CONF.	ADJ CONF.
Average RPI Loss:	121	RECORD	PCT. RANK	GAMES	SCHEDULE	OF SCHEDULE	RPI	RPI	RPI	RPI
DIV. I ONLY	18- 10	90	7-3	272	303	141	141	32	32	
DIV. I NON-CONF.	5- 6	187	0	26	29	51	51	31	31	
TOTALS	RPI 1-25	RPI 26-50	W-L RECORDS	RPI 51-100	RPI 101-150	RPI 150+				
18- 10	0- 2	0- 1	OVERALL	2- 1	0- 2	16- 4				
9- 1	0- 0	0- 0	HOME	1- 0	0- 0	8- 1				
9- 7	0- 2	0- 1	AWAY	1- 1	0- 0	8- 3				
0- 2	0- 0	0- 0	NEUTRAL	0- 0	0- 2	0- 0				
5- 6	0- 2	0- 1	NON-CONFERENCE	2- 1	0- 2	3- 0				
1- 0	0- 0	0- 0	HOME	1- 0	0- 0	0- 0				
4- 4	0- 2	0- 1	AWAY	1- 1	0- 0	3- 0				
0- 2	0- 0	0- 0	NEUTRAL	0- 0	0- 2	0- 0				
13- 4	0- 0	0- 0	CONFERENCE	0- 0	0- 0	13- 4				
8- 1	0- 0	0- 0	HOME	0- 0	0- 0	8- 1				
5- 3	0- 0	0- 0	AWAY	0- 0	0- 0	5- 3				
0- 0	0- 0	0- 0	NEUTRAL	0- 0	0- 0	0- 0				

RPI 1-25				RPI 26-50				RPI 51-100				RPI 101+ Team's RPI: 141			
RPI	S	Opponent	Score	RPI	S	Opponent	Score	RPI	S	Opponent	Score	RPI	S	Opponent	Score
2	A	Oregon	63 99	50	A	Iowa St.	59 79	59	H	Rice	63 56	104	N	UAB	68 84
10	A	Gonzaga	45 80					91	A	Colorado	50 74	106	N	Utah	52 61
								100	A	UT Arlington	74 63	155	A	Jackson St.	79 81
												155	H	Jackson St.	61 72
												162	A	Tulane	72 62
												222	A	Hawaii	74 57
												236	A	Southern U.	56 59
												236	H	Southern U.	61 56
												253	A	Alabama A&M	65 58
												253	H	Alabama A&M	79 76
												297	A	UTRGV	71 44
												301	A	Prairie View	47 50
												301	H	Prairie View	88 65
												318	A	Alabama St.	81 54
												318	H	Alabama St.	88 59
												324	H	Alcorn	105 70
												328	A	Ark.-Pine Bluff	77 46
												328	H	Ark.-Pine Bluff	78 77
												347	A	Grambling	89 85
												347	H	Grambling	85 62
												351	A	Mississippi Val.	86 79
												351	H	Mississippi Val.	88 58
LAST 10 Division I															
				236	A	Southern U.	56 59					347	H	Grambling	85 62
				318	H	Alabama St.	88 59					155	H	Jackson St.	61 72
				253	H	Alabama A&M	79 76					301	A	Prairie View	47 50
				328	A	Ark.-Pine Bluff	77 46					318	A	Alabama St.	81 54
				351	A	Mississippi Val.	86 79					253	A	Alabama A&M	65 58

Non-Div I Games:

Texas Southern

■ Loss, 
 ■ Non-Conf, 
 ■ S Site, 
 ■ Home 
 ■ Away 
 N Neutral



Average RPI Win:	233	WON-LOST	WINNING	LAST 10	STRENGTH OF	OPP. STRENGTH	TEAM	ADJ.	CONF.	ADJ CONF.
Average RPI Loss:	175	RECORD	PCT. RANK	GAMES	SCHEDULE	OF SCHEDULE	RPI	RPI	RPI	RPI
DIV. I ONLY	11- 15	220	6-4	235	241	248	248	21	21	
DIV. I NON-CONF.	5- 4	140	0	191	237	133	133	19	19	
TOTALS	RPI 1-25	RPI 26-50	W-L RECORDS	RPI 51-100	RPI 101-150	RPI 150+				
11- 15	0- 1	0- 1	OVERALL	2- 3	0- 1	9- 9				
7- 6	0- 0	0- 0	HOME	2- 1	0- 0	5- 5				
4- 9	0- 1	0- 1	AWAY	0- 2	0- 1	4- 4				
0- 0	0- 0	0- 0	NEUTRAL	0- 0	0- 0	0- 0				
5- 4	0- 1	0- 0	NON-CONFERENCE	1- 0	0- 1	4- 2				
4- 0	0- 0	0- 0	HOME	1- 0	0- 0	3- 0				
1- 4	0- 1	0- 0	AWAY	0- 0	0- 1	1- 2				
0- 0	0- 0	0- 0	NEUTRAL	0- 0	0- 0	0- 0				
6- 11	0- 0	0- 1	CONFERENCE	1- 3	0- 0	5- 7				
3- 6	0- 0	0- 0	HOME	1- 1	0- 0	2- 5				
3- 5	0- 0	0- 1	AWAY	0- 2	0- 0	3- 2				
0- 0	0- 0	0- 0	NEUTRAL	0- 0	0- 0	0- 0				

RPI 1-25				RPI 26-50				RPI 51-100				RPI 101+ Team's RPI: 248			
RPI	S	Opponent	Score	RPI	S	Opponent	Score	RPI	S	Opponent	Score	RPI	S	Opponent	Score
21	A	TCU	52 79	43	A	Troy	50 84	70	H	A&M-Corpus Christi	57 48	124	A	Kansas	48 68
								84	A	Coastal Caro.	67 75	171	A	Dartmouth	61 51
								84	H	Coastal Caro.	59 69	172	H	New Orleans	51 49
								100	A	UT Arlington	49 69	195	H	Louisiana	67 73
								100	H	UT Arlington	72 55	200	A	Little Rock	50 47
												200	H	Little Rock	66 78
												210	A	Oral Roberts	57 63
												230	A	Morgan St.	62 72
												243	A	Appalachian St.	65 73
												243	H	Appalachian St.	47 59
												246	A	Arkansas St.	83 69
												246	H	Arkansas St.	53 56
												251	A	South Alabama	76 78
												300	H	Ga. Southern	72 68
												311	H	Georgia St.	67 62
												316	H	UTSA	74 69
												324	H	Alcorn	67 59
												349	A	La.-Monroe	59 53
												349	H	La.-Monroe	55 58
LAST 10 Division I															
				349	A	La.-Monroe	59 53	200	A	Little Rock	50 47				
				311	H	Georgia St.	67 62	243	H	Appalachian St.	47 59				
				300	H	Ga. Southern	72 68	84	H	Coastal Caro.	59 69				
				100	A	UT Arlington	49 69	100	H	UT Arlington	72 55				
				246	A	Arkansas St.	83 69	251	A	South Alabama	76 78				

Non-Div I Games: Texas Lutheran 72 31 Tex. Permian Basin 83 45

Texas St.

Average RPI Win:	209	WON-LOST	WINNING	LAST 10	STRENGTH OF	OPP. STRENGTH	TEAM	ADJ.	CONF.	ADJ CONF.
Average RPI Loss:	53	RECORD	PCT. RANK	GAMES	SCHEDULE	OF SCHEDULE	RPI	RPI	RPI	RPI
DIV. I ONLY	17- 11	108	4-6	180	71	142	142	3	3	
DIV. I NON-CONF.	11- 0	1	0	350	345	162	162	3	3	
TOTALS	RPI 1-25	RPI 26-50	W-L RECORDS	RPI 51-100	RPI 101-150	RPI 150+				
17- 11	2- 2	1- 3	OVERALL	2- 5	2- 1	10- 0				
13- 5	1- 1	0- 2	HOME	2- 2	1- 0	9- 0				
3- 6	1- 1	1- 1	AWAY	0- 3	1- 1	0- 0				
1- 0	0- 0	0- 0	NEUTRAL	0- 0	0- 0	1- 0				
11- 0	0- 0	0- 0	NON-CONFERENCE	0- 0	1- 0	10- 0				
9- 0	0- 0	0- 0	HOME	0- 0	0- 0	9- 0				
1- 0	0- 0	0- 0	AWAY	0- 0	1- 0	0- 0				
1- 0	0- 0	0- 0	NEUTRAL	0- 0	0- 0	1- 0				
6- 11	2- 2	1- 3	CONFERENCE	2- 5	1- 1	0- 0				
4- 5	1- 1	0- 2	HOME	2- 2	1- 0	0- 0				
2- 6	1- 1	1- 1	AWAY	0- 3	0- 1	0- 0				
0- 0	0- 0	0- 0	NEUTRAL	0- 0	0- 0	0- 0				

RPI 1-25				RPI 26-50				RPI 51-100				RPI 101+ Team's RPI: 142			
RPI	S	Opponent	Score	RPI	S	Opponent	Score	RPI	S	Opponent	Score	RPI	S	Opponent	Score
4	A	Baylor	79 87	41	A	Texas	66 92	56	A	West Virginia	60 67	114	A	San Diego	64 60
4	H	Baylor	62 77	41	H	Texas	66 81	56	H	West Virginia	69 71	124	A	Kansas	50 67
21	A	TCU	80 76	50	A	Iowa St.	77 74	58	A	Oklahoma St.	58 74	124	H	Kansas	89 72
21	H	TCU	87 83	50	H	Iowa St.	66 96	58	H	Oklahoma St.	109 79	153	H	Sam Houston St.	99 57
								75	A	Kansas St.	70 84	296	H	Ole Miss	84 48
								75	H	Kansas St.	72 76	301	H	Prairie View	82 48
								83	H	Oklahoma	89 84	316	H	UTSA	115 58
												320	H	Houston Baptist	59 51
												328	H	Ark.-Pine Bluff	81 55
												335	H	Northwestern St.	79 49
												339	H	Florida A&M	98 60
												340	N	Purdue Fort Wayne	82 48
												349	H	La.-Monroe	83 38
LAST 10 Division I															
56	H	West Virginia	69 71	56	A	West Virginia	60 67								
21	H	TCU	87 83	124	H	Kansas	89 72								
58	A	Oklahoma St.	58 74	41	H	Texas	66 81								
50	A	Iowa St.	77 74	75	A	Kansas St.	70 84								
4	H	Baylor	62 77	58	H	Oklahoma St.	109 79								

Non-Div I Games:

Texas Tech

■ Loss, 
 ■ Non-Conf, 
 ■ S Site, 
 ■ H Home 
 ■ A Away 
 N Neutral

Toledo				Through Games Of March 6, 2020						
Average RPI Win:	175	WON-LOST	WINNING	LAST 10	STRENGTH OF	OPP. STRENGTH	TEAM	ADJ.	CONF.	ADJ CONF.
Average RPI Loss:	117	RECORD	PCT. RANK	GAMES	SCHEDULE	OF SCHEDULE	RPI	RPI	RPI	RPI
DIV. I ONLY	12- 16	214	3-7	81	135	159	159	10	10	
DIV. I NON-CONF.	5- 6	187	0	169	214	195	195	10	10	
TOTALS	RPI 1-25	RPI 26-50	W-L RECORDS	RPI 51-100	RPI 101-150	RPI 150+				
12- 16	1- 1	0- 2	OVERALL	2- 4	3- 5	6- 4				
7- 6	1- 0	0- 1	HOME	2- 1	1- 2	3- 2				
4- 9	0- 1	0- 0	AWAY	0- 3	1- 3	3- 2				
1- 1	0- 0	0- 1	NEUTRAL	0- 0	1- 0	0- 0				
5- 6	0- 0	0- 2	NON-CONFERENCE	1- 0	1- 3	3- 1				
2- 3	0- 0	0- 1	HOME	1- 0	0- 1	1- 1				
2- 2	0- 0	0- 0	AWAY	0- 0	0- 2	2- 0				
1- 1	0- 0	0- 1	NEUTRAL	0- 0	1- 0	0- 0				
7- 10	1- 1	0- 0	CONFERENCE	1- 4	2- 2	3- 3				
5- 3	1- 0	0- 0	HOME	1- 1	1- 1	2- 1				
2- 7	0- 1	0- 0	AWAY	0- 3	1- 1	1- 2				
0- 0	0- 0	0- 0	NEUTRAL	0- 0	0- 0	0- 0				

T  
o  
l  
e  
d  
o

RPI 1-25				RPI 26-50				RPI 51-100				RPI 101+ Team's RPI: 159			
RPI	S	Opponent	Score	RPI	S	Opponent	Score	RPI	S	Opponent	Score	RPI	S	Opponent	Score
16	A	Central Mich.	66 73	43	N	Troy	64 71	55	H	Belmont	53 48	118	A	Notre Dame	51 54
16	H	Central Mich.	76 67	48	H	Dayton	42 60	71	A	Ball St.	60 66	121	A	Buffalo	78 62
								71	H	Ball St.	58 60	121	H	Buffalo	71 59
								88	A	Ohio	58 86	127	A	Duquesne	74 79
								98	A	Kent St.	68 87	130	N	Pacific	66 65
								98	H	Kent St.	69 60	134	A	Western Mich.	72 84
												134	H	Western Mich.	58 70
												143	H	Valparaiso	54 61
												156	H	Akron	65 61
												183	A	Eastern Mich.	46 64
												183	H	Eastern Mich.	62 77
												184	A	Northern Ill.	63 51
												192	H	Memphis	76 83
												227	A	Miami (OH)	83 92
												241	H	Bowling Green	79 72
												311	A	Georgia St.	74 48
												332	A	Detroit Mercy	82 64
												337	H	Canisius	83 65
LAST 10 Division I															
16	H	Central Mich.	76 67	98	A	Kent St.	68 87								
183	A	Eastern Mich.	46 64	71	H	Ball St.	58 60								
71	A	Ball St.	60 66	121	A	Buffalo	78 62								
134	H	Western Mich.	58 70	227	A	Miami (OH)	83 92								
88	A	Ohio	58 86	98	H	Kent St.	69 60								

Non-Div I Games:

Toledo

T  
o  
l  
e  
d  
o

Average RPI Win: <b>223</b>	WON-LOST	WINNING	LAST 10	STRENGTH OF	OPP. STRENGTH	TEAM	ADJ.	CONF.	ADJ CONF.
Average RPI Loss: <b>113</b>	RECORD	PCT. RANK	GAMES	SCHEDULE	OF SCHEDULE	RPI	RPI	RPI	RPI
DIV. I ONLY	<b>13- 14</b>	<b>183</b>	<b>4-6</b>	<b>148</b>	<b>133</b>	<b>186</b>	<b>186</b>	<b>14</b>	<b>14</b>
DIV. I NON-CONF.	<b>4- 6</b>	<b>212</b>	<b>0</b>	<b>161</b>	<b>81</b>	<b>225</b>	<b>225</b>	<b>13</b>	<b>13</b>
TOTALS	RPI 1-25	RPI 26-50	W-L RECORDS	RPI 51-100	RPI 101-150	RPI 150+			
13- 14	0- 1	1- 4	OVERALL	0- 0	2- 5	10- 4			
9- 5	0- 0	1- 1	HOME	0- 0	2- 2	6- 2			
3- 8	0- 0	0- 3	AWAY	0- 0	0- 3	3- 2			
1- 1	0- 1	0- 0	NEUTRAL	0- 0	0- 0	1- 0			
4- 6	0- 1	0- 1	NON-CONFERENCE	0- 0	1- 2	3- 2			
3- 2	0- 0	0- 0	HOME	0- 0	1- 1	2- 1			
0- 3	0- 0	0- 1	AWAY	0- 0	0- 1	0- 1			
1- 1	0- 1	0- 0	NEUTRAL	0- 0	0- 0	1- 0			
9- 8	0- 0	1- 3	CONFERENCE	0- 0	1- 3	7- 2			
6- 3	0- 0	1- 1	HOME	0- 0	1- 1	4- 1			
3- 5	0- 0	0- 2	AWAY	0- 0	0- 2	3- 1			
0- 0	0- 0	0- 0	NEUTRAL	0- 0	0- 0	0- 0			

RPI 1-25				RPI 26-50				RPI 51-100				RPI 101+ Team's RPI: 186			
RPI	S	Opponent	Score	RPI	S	Opponent	Score	RPI	S	Opponent	Score	RPI	S	Opponent	Score
15	N	Iowa	72 100	35	A	James Madison	39 81					105	A	William & Mary	62 66
				35	H	James Madison	76 75					105	H	William & Mary	75 83
				39	A	Drexel	50 59					114	A	San Diego	67 81
				39	H	Drexel	60 63					117	H	Temple	59 74
				47	A	Rutgers	53 67					147	A	Northeastern	63 66
												147	H	Northeastern	81 68
												150	H	Mt. St. Mary's	73 57
												177	H	Elon	61 74
												180	A	Delaware	62 69
												180	H	Delaware	76 66
												201	H	American	63 60
												216	H	Penn St.	67 73
												239	N	Iona	75 58
												240	H	Marshall	59 56
												242	A	San Diego St.	72 80
												263	A	Col. of Charleston	79 62
												263	H	Col. of Charleston	83 72
												265	A	UNCW	62 41
												265	H	UNCW	78 45
												327	A	Hofstra	71 54
												327	H	Hofstra	84 71
LAST 10 Division I															
				105	A	William & Mary	62 66					263	H	Col. of Charleston	83 72
				39	H	Drexel	60 63					265	H	UNCW	78 45
				180	H	Delaware	76 66					35	A	James Madison	39 81
				147	A	Northeastern	63 66					180	A	Delaware	62 69
				327	A	Hofstra	71 54					39	A	Drexel	50 59

Non-Div I Games: Chestnut Hill 86 49

Towson

■ Loss, 
 ■ Non-Conf, S Site, 
 ■ Home 
 ■ Away 
 N Neutral

Average RPI Win:	220	WON-LOST	WINNING	LAST 10	STRENGTH OF	OPP. STRENGTH	TEAM	ADJ.	CONF.	ADJ CONF.
Average RPI Loss:	79	RECORD	PCT. RANK	GAMES	SCHEDULE	OF SCHEDULE	RPI	RPI	RPI	RPI
DIV. I ONLY	22- 4	20	9-1	178	214	43	43	21	21	
DIV. I NON-CONF.	7- 2	53	0	80	86	22	22	19	19	
TOTALS	RPI 1-25	RPI 26-50	W-L RECORDS	RPI 51-100	RPI 101-150	RPI 150+				
22- 4	0- 2	0- 0	OVERALL	3- 1	1- 0	18- 1				
10- 1	0- 0	0- 0	HOME	2- 0	0- 0	8- 1				
10- 3	0- 2	0- 0	AWAY	0- 1	1- 0	9- 0				
2- 0	0- 0	0- 0	NEUTRAL	1- 0	0- 0	1- 0				
7- 2	0- 2	0- 0	NON-CONFERENCE	1- 0	1- 0	5- 0				
2- 0	0- 0	0- 0	HOME	0- 0	0- 0	2- 0				
3- 2	0- 2	0- 0	AWAY	0- 0	1- 0	2- 0				
2- 0	0- 0	0- 0	NEUTRAL	1- 0	0- 0	1- 0				
15- 2	0- 0	0- 0	CONFERENCE	2- 1	0- 0	13- 1				
8- 1	0- 0	0- 0	HOME	2- 0	0- 0	6- 1				
7- 1	0- 0	0- 0	AWAY	0- 1	0- 0	7- 0				
0- 0	0- 0	0- 0	NEUTRAL	0- 0	0- 0	0- 0				

RPI 1-25				RPI 26-50				RPI 51-100				RPI 101+			
RPI	S	Opponent	Score	RPI	S	Opponent	Score	RPI	S	Opponent	Score	RPI	S	Opponent	Score
13	A	Mississippi St.	82 122					84	A	Coastal Caro.	103 124	112	A	Bethune-Cookman	68 62
25	A	Duke	85 99					84	H	Coastal Caro.	84 77	158	A	Samford	74 65
								98	N	Kent St.	71 64	159	N	Toledo	71 64
								100	H	UT Arlington	85 69	195	A	Louisiana	67 64
												195	H	Louisiana	73 79
												200	A	Little Rock	70 54
												200	H	Little Rock	77 59
												209	A	Chattanooga	90 51
												243	A	Appalachian St.	81 61
												243	H	Appalachian St.	84 55
												244	H	Jacksonville St.	94 64
												246	H	Arkansas St.	79 64
												248	H	Texas St.	84 50
												251	A	South Alabama	77 73
												251	H	South Alabama	85 68
												287	H	ETSU	79 61
												300	A	Ga. Southern	79 69
												311	A	Georgia St.	71 57
												349	A	La.-Monroe	72 65
												349	H	La.-Monroe	77 65
LAST 10 Division I															
200	A	Little Rock	70 54	84	A	Coastal Caro.	103 124	195	A	Louisiana	67 64				
251	A	South Alabama	77 73	349	H	La.-Monroe	77 65	251	H	South Alabama	85 68				
246	H	Arkansas St.	79 64	100	H	UT Arlington	85 69								
200	H	Little Rock	77 59												
243	A	Appalachian St.	81 61												

Non-Div I Games: AUM 72 42 Fort Valley St. 101 52

Troy

T  
u  
l  
a  
n  
e

Tulane				Through Games Of March 6, 2020							
Average RPI Win:	186	WON-LOST	WINNING	LAST 10	STRENGTH OF	OPP. STRENGTH	TEAM	ADJ.	CONF.	ADJ CONF.	
Average RPI Loss:	111	RECORD	PCT. RANK	GAMES	SCHEDULE	OF SCHEDULE	RPI	RPI	RPI	RPI	
DIV. I ONLY	14- 16	191	3-7	95	86	162	162	9	9		
DIV. I NON-CONF.	5- 8	221	0	88	106	201	201	9	9		
<hr/>											
TOTALS	RPI 1-25	RPI 26-50		W-L RECORDS		RPI 51-100	RPI 101-150	RPI 150+			
14- 16	0- 1	1- 1		OVERALL		1- 8	2- 1	10- 5			
8- 9	0- 0	1- 1		HOME		1- 4	1- 1	5- 3			
5- 5	0- 1	0- 0		AWAY		0- 2	1- 0	4- 2			
1- 2	0- 0	0- 0		NEUTRAL		0- 2	0- 0	1- 0			
<hr/>											
5- 8	0- 0	0- 1		NON-CONFERENCE		0- 5	1- 1	4- 1			
3- 6	0- 0	0- 1		HOME		0- 3	0- 1	3- 1			
2- 0	0- 0	0- 0		AWAY		0- 0	1- 0	1- 0			
0- 2	0- 0	0- 0		NEUTRAL		0- 2	0- 0	0- 0			
<hr/>											
9- 8	0- 1	1- 0		CONFERENCE		1- 3	1- 0	6- 4			
5- 3	0- 0	1- 0		HOME		1- 1	1- 0	2- 2			
3- 5	0- 1	0- 0		AWAY		0- 2	0- 0	3- 2			
1- 0	0- 0	0- 0		NEUTRAL		0- 0	0- 0	1- 0			
<hr/>											
RPI 1-25				RPI 26-50			RPI 51-100			RPI 101+ Team's RPI: 162	
RPI S	Opponent	Score	RPI S	Opponent	Score	RPI S	Opponent	Score	RPI S	Opponent	Score
6	A UConn	31 74	34	H UCF	60 59	51	H Middle Tenn.	62 64	117	H Temple	53 50
			36	H LSU	54 59	52	N Charlotte	56 60	138	A Washington	64 62
						57	N Boston College	76 89	141	H Texas Southern	62 72
						67	H Alabama	56 66	155	H Jackson St.	82 46
						69	A South Fla.	56 63	160	A Wichita St.	61 56
						69	H South Fla.	43 53	160	H Wichita St.	68 69
						76	A Cincinnati	63 87	192	A Memphis	62 64
						76	H Cincinnati	64 59	192	H Memphis	59 55
						91	H Colorado	52 62	203	A Southern Miss.	62 58
									214	H Houston	60 66
									226	A SMU	67 66
									233	H Central Ark.	65 38
									237	A East Carolina	50 53
									251	H South Alabama	53 62
									255	A Tulsa	50 46
									255	H Tulsa	64 62
									255	N Tulsa	67 61
									300	H Ga. Southern	56 40
<hr/>											
LAST 10 Division I											
			255	N Tulsa	67 61		160	H Wichita St.	68 69		
			117	H Temple	53 50		69	H South Fla.	43 53		
			237	A East Carolina	50 53		192	A Memphis	62 64		
			76	A Cincinnati	63 87		214	H Houston	60 66		
			6	A UConn	31 74		255	A Tulsa	50 46		

T  
u  
l  
a  
n  
e

Non-Div I Games:

Tulane

## Tulsa

Through Games Of March 6, 2020

Average RPI Win:	227	WON-LOST	WINNING	LAST 10	STRENGTH OF	OPP. STRENGTH	TEAM	ADJ.	CONF.	ADJ CONF.
Average RPI Loss:	120	RECORD	PCT. RANK	GAMES	SCHEDULE	OF SCHEDULE	RPI	RPI	RPI	RPI
DIV. I ONLY	9- 21	288	3-7	133	92	255	255	9	9	
DIV. I NON-CONF.	5- 8	221	0	115	137	200	200	9	9	
TOTALS	RPI 1-25	RPI 26-50	W-L RECORDS	RPI 51-100	RPI 101-150	RPI 150+				
9- 21	0- 1	0- 4	OVERALL	0- 5	1- 1	8- 10				
7- 7	0- 0	0- 1	HOME	0- 3	0- 1	7- 2				
2- 11	0- 1	0- 1	AWAY	0- 2	1- 0	1- 7				
0- 3	0- 0	0- 2	NEUTRAL	0- 0	0- 0	0- 1				
5- 8	0- 0	0- 3	NON-CONFERENCE	0- 3	0- 0	5- 2				
4- 2	0- 0	0- 0	HOME	0- 2	0- 0	4- 0				
1- 4	0- 0	0- 1	AWAY	0- 1	0- 0	1- 2				
0- 2	0- 0	0- 2	NEUTRAL	0- 0	0- 0	0- 0				
4- 13	0- 1	0- 1	CONFERENCE	0- 2	1- 1	3- 8				
3- 5	0- 0	0- 1	HOME	0- 1	0- 1	3- 2				
1- 7	0- 1	0- 0	AWAY	0- 1	1- 0	0- 5				
0- 1	0- 0	0- 0	NEUTRAL	0- 0	0- 0	0- 1				

RPI 1-25				RPI 26-50				RPI 51-100				RPI 101+				Team's RPI: 255	
RPI	S	Opponent	Score	RPI	S	Opponent	Score	RPI	S	Opponent	Score	RPI	S	Opponent	Score		
6	A	UConn	34 92	27	N	Western Ky.	63 76	58	H	Oklahoma St.	48 78	117	A	Temple	68 64		
				29	N	Marquette	60 61	69	H	South Fla.	52 68	117	H	Temple	65 74		
				31	A	Arkansas	41 91	76	A	Cincinnati	53 78	160	A	Wichita St.	46 57		
				34	H	UCF	49 62	90	A	Abilene Christian	63 73	160	H	Wichita St.	61 70		
								93	H	SFA	63 67	162	A	Tulane	62 64		
												162	H	Tulane	46 50		
												162	N	Tulane	61 67		
												192	A	Memphis	44 63		
												200	A	Little Rock	51 63		
												208	A	UTEP	58 51		
												210	H	Oral Roberts	67 65		
												214	H	Houston	71 64		
												224	A	Stetson	60 66		
												226	A	SMU	38 57		
												226	H	SMU	65 58		
												237	A	East Carolina	42 59		
												237	H	East Carolina	58 56		
												246	H	Arkansas St.	79 77		
												291	H	Colorado St.	61 55		
												295	H	LMU (CA)	75 56		
LAST 10 Division I																	
				162	N	Tulane	61 67	226	H	SMU	65 58						
				214	H	Houston	71 64	76	A	Cincinnati	53 78						
				117	A	Temple	68 64	34	H	UCF	49 62						
				160	H	Wichita St.	61 70	192	A	Memphis	44 63						
				237	A	East Carolina	42 59	162	H	Tulane	46 50						

Non-Div I Games:

Tulsa

■ Loss, 
 ■ Non-Conf, 
 ■ S Site, 
 ■ Home 
 ■ A Away 
 N Neutral

Average RPI Win:	206	WON-LOST	WINNING	LAST 10	STRENGTH OF	OPP. STRENGTH	TEAM	ADJ.	CONF.	ADJ CONF.
Average RPI Loss:	94	RECORD	PCT. RANK	GAMES	SCHEDULE	OF SCHEDULE	RPI	RPI	RPI	RPI
DIV. I ONLY	17- 10	96	7-3	135	131	104	104	13	13	
DIV. I NON-CONF.	6- 4	123	0	239	159	168	168	16	16	
TOTALS	RPI 1-25	RPI 26-50	W-L RECORDS	RPI 51-100	RPI 101-150	RPI 150+				
17- 10	0- 0	2- 1	OVERALL	1- 7	2- 0	12- 2				
9- 4	0- 0	1- 0	HOME	0- 4	1- 0	7- 0				
7- 5	0- 0	1- 1	AWAY	1- 2	0- 0	5- 2				
1- 1	0- 0	0- 0	NEUTRAL	0- 1	1- 0	0- 0				
6- 4	0- 0	0- 0	NON-CONFERENCE	0- 3	2- 0	4- 1				
4- 1	0- 0	0- 0	HOME	0- 1	1- 0	3- 0				
1- 2	0- 0	0- 0	AWAY	0- 1	0- 0	1- 1				
1- 1	0- 0	0- 0	NEUTRAL	0- 1	1- 0	0- 0				
11- 6	0- 0	2- 1	CONFERENCE	1- 4	0- 0	8- 1				
5- 3	0- 0	1- 0	HOME	0- 3	0- 0	4- 0				
6- 3	0- 0	1- 1	AWAY	1- 1	0- 0	4- 1				
0- 0	0- 0	0- 0	NEUTRAL	0- 0	0- 0	0- 0				

RPI S	Opponent	Score	RPI S	Opponent	Score	RPI S	Opponent	Score	RPI S	Opponent	Score	Team's RPI: 104
27	A Western Ky.	65 69	51	A Middle Tenn.	61 59	111	H Auburn	80 75				
32	A Old Dominion	64 61	51	H Middle Tenn.	52 62	141	N Texas Southern	84 68				
32	H Old Dominion	76 65	52	H Charlotte	75 83	158	H Samford	76 69				
			59	A Rice	53 64	192	A Memphis	52 77				
			59	H Rice	65 74	198	H Fla. Atlantic	92 73				
			83	A Oklahoma	75 82	203	A Southern Miss.	74 68				
			86	H Boise St.	81 83	208	H UTEP	63 51				
			91	N Colorado	69 77	240	A Marshall	56 61				
						245	A North Texas	51 50				
						251	H South Alabama	77 61				
						267	A Louisiana Tech	71 51				
						305	H FIU	71 58				
						316	A UTSA	87 51				
						316	H UTSA	94 55				
						324	A Alcorn	86 65				
						346	H McNeese	97 70				
LAST 10 Division I												
32	A Old Dominion	64 61	245	A North Texas	51 50							
316	A UTSA	87 51	59	A Rice	53 64							
59	H Rice	65 74	208	H UTEP	63 51							
51	A Middle Tenn.	61 59	316	H UTSA	94 55							
51	H Middle Tenn.	52 62	267	A Louisiana Tech	71 51							

Non-Div I Games: Ala.-Huntsville 74 57 Tuskegee 103 60

UAB

Loss, Non-Conf, S Site, H Home A Away N Neutral



Average RPI Win:	252	WON-LOST	WINNING	LAST 10	STRENGTH OF	OPP. STRENGTH	TEAM	ADJ.	CONF.	ADJ CONF.
Average RPI Loss:	164	RECORD	PCT. RANK	GAMES	SCHEDULE	OF SCHEDULE	RPI	RPI	RPI	RPI
DIV. I ONLY	16- 11	125	8-2	230	248	153	153	28	28	
DIV. I NON-CONF.	4- 8	235	0	135	104	214	214	26	26	
TOTALS	RPI 1-25	RPI 26-50	W-L RECORDS	RPI 51-100	RPI 101-150	RPI 150+				
16- 11	0- 1	0- 0	OVERALL	0- 3	1- 0	15- 7				
10- 3	0- 0	0- 0	HOME	0- 0	1- 0	9- 3				
6- 8	0- 1	0- 0	AWAY	0- 3	0- 0	6- 4				
0- 0	0- 0	0- 0	NEUTRAL	0- 0	0- 0	0- 0				
4- 8	0- 1	0- 0	NON-CONFERENCE	0- 3	1- 0	3- 4				
3- 2	0- 0	0- 0	HOME	0- 0	1- 0	2- 2				
1- 6	0- 1	0- 0	AWAY	0- 3	0- 0	1- 2				
0- 0	0- 0	0- 0	NEUTRAL	0- 0	0- 0	0- 0				
12- 3	0- 0	0- 0	CONFERENCE	0- 0	0- 0	12- 3				
7- 1	0- 0	0- 0	HOME	0- 0	0- 0	7- 1				
5- 2	0- 0	0- 0	AWAY	0- 0	0- 0	5- 2				
0- 0	0- 0	0- 0	NEUTRAL	0- 0	0- 0	0- 0				

RPI 1-25				RPI 26-50				RPI 51-100				RPI 101+ Team's RPI: 153			
RPI	S	Opponent	Score	RPI	S	Opponent	Score	RPI	S	Opponent	Score	RPI	S	Opponent	Score
7	A	Stanford	55 67					62	A	Montana St.	65 77	131	H	Boston U.	75 68
								66	A	Fresno St.	65 73	175	A	Northern Ariz.	71 61
								92	A	Minnesota	67 76	187	A	Pepperdine	67 70
												191	H	Santa Clara	61 62
												196	H	Portland St.	70 76
												202	A	Saint Mary's (CA)	74 83
												215	H	San Francisco	79 67
												218	A	Cal St. Fullerton	72 61
												218	H	Cal St. Fullerton	61 71
												222	A	Hawaii	65 48
												222	H	Hawaii	62 49
												247	A	UC Santa Barbara	56 46
												247	H	UC Santa Barbara	66 63
												276	A	UC Irvine	68 73
												276	H	UC Irvine	65 53
												280	H	Long Beach St.	57 55
												285	A	CSUN	71 58
												285	H	CSUN	61 39
												304	H	Sacramento St.	77 75
												308	A	UC Riverside	70 75
												308	H	UC Riverside	78 69
												310	A	Cal Poly	42 36
												310	H	Cal Poly	71 58
LAST 10 Division I															
				285	A	CSUN	71 58					310	H	Cal Poly	71 58
				308	H	UC Riverside	78 69					276	A	UC Irvine	68 73
				222	A	Hawaii	65 48					218	A	Cal St. Fullerton	72 61
				218	H	Cal St. Fullerton	61 71					247	H	UC Santa Barbara	66 63
				276	H	UC Irvine	65 53					285	H	CSUN	61 39

Non-Div I Games: William Jessup 96 32

UC Davis

Loss, Non-Conf, S Site, H Home A Away N Neutral

Average RPI Win:	250	WON-LOST	WINNING	LAST 10	STRENGTH OF	OPP. STRENGTH	TEAM	ADJ.	CONF.	ADJ CONF.
Average RPI Loss:	193	RECORD	PCT. RANK	GAMES	SCHEDULE	OF SCHEDULE	RPI	RPI	RPI	RPI
DIV. I ONLY	11- 17	237	7-3	278	242	276	276	28	28	
DIV. I NON-CONF.	3- 10	282	0	208	124	294	294	26	26	
TOTALS	RPI 1-25	RPI 26-50	W-L RECORDS	RPI 51-100	RPI 101-150	RPI 150+				
11- 17	0- 1	0- 0	OVERALL	0- 0	1- 4	10- 12				
7- 4	0- 0	0- 0	HOME	0- 0	1- 0	6- 4				
3- 9	0- 1	0- 0	AWAY	0- 0	0- 1	3- 7				
1- 4	0- 0	0- 0	NEUTRAL	0- 0	0- 3	1- 1				
3- 10	0- 1	0- 0	NON-CONFERENCE	0- 0	1- 4	2- 5				
2- 1	0- 0	0- 0	HOME	0- 0	1- 0	1- 1				
0- 5	0- 1	0- 0	AWAY	0- 0	0- 1	0- 3				
1- 4	0- 0	0- 0	NEUTRAL	0- 0	0- 3	1- 1				
8- 7	0- 0	0- 0	CONFERENCE	0- 0	0- 0	8- 7				
5- 3	0- 0	0- 0	HOME	0- 0	0- 0	5- 3				
3- 4	0- 0	0- 0	AWAY	0- 0	0- 0	3- 4				
0- 0	0- 0	0- 0	NEUTRAL	0- 0	0- 0	0- 0				

RPI 1-25			RPI 26-50			RPI 51-100			RPI 101+ Team's RPI: 276		
RPI	S	Opponent	Score	RPI	S	Opponent	Score	RPI	S	Opponent	Score
18	A	Oregon St.	57 86					107	A	Washington St.	59 87
								126	N	Vanderbilt	63 76
								139	N	Davidson	72 78
								140	N	North Ala.	60 88
								148	H	San Jose St.	79 77
								153	A	UC Davis	53 65
								153	H	UC Davis	73 68
								173	A	Southern Utah	68 82
								196	H	Portland St.	61 70
								196	N	Portland St.	83 75
								215	N	San Francisco	61 68
								218	H	Cal St. Fullerton	82 75
								222	A	Hawaii	70 94
								222	H	Hawaii	72 71
								226	A	SMU	56 59
								229	A	Denver	75 83
								247	A	UC Santa Barbara	57 67
								247	H	UC Santa Barbara	61 65
								280	A	Long Beach St.	70 61
								280	H	Long Beach St.	46 56
								285	A	CSUN	62 70
								285	H	CSUN	51 56
								295	H	LMU (CA)	80 65
								308	A	UC Riverside	77 53
								308	H	UC Riverside	86 76
								310	A	Cal Poly	68 57
LAST 10 Division I											
308	H	UC Riverside	86 76	218	H	Cal St. Fullerton	82 75				
222	H	Hawaii	72 71	153	H	UC Davis	73 68				
310	H	Cal Poly	54 51	247	A	UC Santa Barbara	57 67				
280	A	Long Beach St.	70 61	308	A	UC Riverside	77 53				
153	A	UC Davis	53 65	222	A	Hawaii	70 94				

Non-Div I Games: Westcliff 93 41

UC Irvine

■ Loss, 
 ■ Non-Conf, S Site, 
 ■ Home 
 ■ Away 
 N Neutral

RPI	S	Opponent	Score
310	H	Cal Poly	54 51

UC Irvine

U  
C  
I  
r  
v  
i  
n  
e

U  
C  
I  
r  
v  
i  
n  
e

## UC Riverside

Through Games Of March 6, 2020

Average RPI Win:	263	WON-LOST	WINNING	LAST 10	STRENGTH OF	OPP. STRENGTH	TEAM	ADJ.	CONF.	ADJ CONF.
Average RPI Loss:	204	RECORD	PCT. RANK	GAMES	SCHEDULE	OF SCHEDULE	RPI	RPI	RPI	RPI
DIV. I ONLY	8- 21	298	2-8	244	275	308	308	28	28	
DIV. I NON-CONF.	4- 10	259	0	177	228	259	259	26	26	
TOTALS	RPI 1-25	RPI 26-50	W-L RECORDS	RPI 51-100	RPI 101-150	RPI 150+				
8- 21	0- 1	0- 1	OVERALL	0- 2	0- 1	8- 16				
6- 6	0- 0	0- 0	HOME	0- 1	0- 0	6- 5				
2- 15	0- 1	0- 1	AWAY	0- 1	0- 1	2- 11				
0- 0	0- 0	0- 0	NEUTRAL	0- 0	0- 0	0- 0				
4- 10	0- 1	0- 1	NON-CONFERENCE	0- 2	0- 1	4- 5				
3- 2	0- 0	0- 0	HOME	0- 1	0- 0	3- 1				
1- 8	0- 1	0- 1	AWAY	0- 1	0- 1	1- 4				
0- 0	0- 0	0- 0	NEUTRAL	0- 0	0- 0	0- 0				
4- 11	0- 0	0- 0	CONFERENCE	0- 0	0- 0	4- 11				
3- 4	0- 0	0- 0	HOME	0- 0	0- 0	3- 4				
1- 7	0- 0	0- 0	AWAY	0- 0	0- 0	1- 7				
0- 0	0- 0	0- 0	NEUTRAL	0- 0	0- 0	0- 0				

RPI 1-25				RPI 26-50				RPI 51-100				RPI 101+ Team's RPI: 308			
RPI	S	Opponent	Score	RPI	S	Opponent	Score	RPI	S	Opponent	Score	RPI	S	Opponent	Score
2	A	Oregon	41 84	26	A	Arizona	27 70	79	H	Southern California	59 76	119	A	California	61 84
								96	A	VCU	51 67	153	A	UC Davis	69 78
												153	H	UC Davis	75 70
												173	A	Southern Utah	68 79
												208	A	UTEP	50 63
												218	A	Cal St. Fullerton	61 71
												218	H	Cal St. Fullerton	45 68
												222	A	Hawaii	57 80
												222	H	Hawaii	59 65
												228	A	New Mexico	70 80
												247	A	UC Santa Barbara	47 65
												247	H	UC Santa Barbara	66 61
												252	H	CSU Bakersfield	53 52
												276	A	UC Irvine	76 86
												276	H	UC Irvine	53 77
												280	A	Long Beach St.	67 73
												280	H	Long Beach St.	58 57
												285	A	CSUN	67 62
												286	H	California Baptist	80 64
												290	H	Utah Valley	67 53
												291	A	Colorado St.	40 52
												310	A	Cal Poly	70 75
												310	H	Cal Poly	52 62
												313	A	New Mexico St.	60 58
												326	H	Weber St.	54 64
LAST 10 Division I															
				276	A	UC Irvine	76 86			280	H	Long Beach St.	58 57		
				153	A	UC Davis	69 78			218	A	Cal St. Fullerton	61 71		
				218	H	Cal St. Fullerton	45 68			285	A	CSUN	67 62		
				247	A	UC Santa Barbara	47 65			276	H	UC Irvine	53 77		
				310	H	Cal Poly	52 62			280	A	Long Beach St.	67 73		

Non-Div I Games:

UC Riverside

■ Loss, 
 ■ Non-Conf, 
 ■ S Site, 
 ■ Home 
 ■ A Away 
 N Neutral

[illegible]

Page 317

Average RPI Win:	166	WON-LOST	WINNING	LAST 10	STRENGTH OF	OPP. STRENGTH	TEAM	ADJ.	CONF.	ADJ CONF.
Average RPI Loss:	56	RECORD	PCT. RANK	GAMES	SCHEDULE	OF SCHEDULE	RPI	RPI	RPI	RPI
DIV. I ONLY	19- 9	69	8-2	28	82	34	34	9	9	
DIV. I NON-CONF.	8- 4	90	0	28	94	44	44	9	9	
TOTALS	RPI 1-25	RPI 26-50	W-L RECORDS	RPI 51-100	RPI 101-150	RPI 150+				
19- 9	1- 3	0- 2	OVERALL	4- 2	1- 1	13- 1				
14- 1	1- 1	0- 0	HOME	2- 0	1- 0	10- 0				
5- 6	0- 1	0- 1	AWAY	2- 2	0- 1	3- 1				
0- 2	0- 1	0- 1	NEUTRAL	0- 0	0- 0	0- 0				
8- 4	1- 1	0- 2	NON-CONFERENCE	1- 1	0- 0	6- 0				
7- 0	1- 0	0- 0	HOME	0- 0	0- 0	6- 0				
1- 2	0- 0	0- 1	AWAY	1- 1	0- 0	0- 0				
0- 2	0- 1	0- 1	NEUTRAL	0- 0	0- 0	0- 0				
11- 5	0- 2	0- 0	CONFERENCE	3- 1	1- 1	7- 1				
7- 1	0- 1	0- 0	HOME	2- 0	1- 0	4- 0				
4- 4	0- 1	0- 0	AWAY	1- 1	0- 1	3- 1				
0- 0	0- 0	0- 0	NEUTRAL	0- 0	0- 0	0- 0				

RPI S	Opponent	Score	RPI S	Opponent	Score	RPI S	Opponent	Score	RPI S	Opponent	Score
6	A UConn	53 66	33	A FGCU	50 72	55	A Belmont	37 72	117	A Temple	65 67
6	H UConn	52 59	35	N James Madison	43 46	69	A South Fla.	64 57	117	H Temple	67 64
12	N UCLA	56 61				69	H South Fla.	56 48	160	H Wichita St.	95 50
16	H Central Mich.	64 58				76	A Cincinnati	64 81	162	A Tulane	59 60
						76	H Cincinnati	49 42	167	H Wright St.	69 53
						93	A SFA	63 57	180	H Delaware	75 49
									182	H Quinnipiac	80 58
									192	A Memphis	67 59
									192	H Memphis	82 66
									202	H Saint Mary's (CA)	67 58
									214	A Houston	67 49
									224	H Stetson	66 40
									226	H SMU	67 57
									237	H East Carolina	91 55
									255	A Tulsa	62 49
									283	H Pittsburgh	74 58
LAST 10 Division I											
160	H Wichita St.	95 50	76	H Cincinnati	49 42						
192	A Memphis	67 59	214	A Houston	67 49						
117	H Temple	67 64	255	A Tulsa	62 49						
6	A UConn	53 66	226	H SMU	67 57						
69	H South Fla.	56 48	117	A Temple	65 67						

Non-Div I Games:

UCF

■ Loss, 
 ■ Non-Conf, 
 ■ S Site, 
 ■ Home 
 ■ A Away 
 N Neutral

Average RPI Win:	112	WON-LOST	WINNING	LAST 10	STRENGTH OF	OPP. STRENGTH	TEAM	ADJ.	CONF.	ADJ CONF.
Average RPI Loss:	61	RECORD	PCT. RANK	GAMES	SCHEDULE	OF SCHEDULE	RPI	RPI	RPI	RPI
DIV. I ONLY	26- 4	12	8-2	56	9	12	12	1	1	
DIV. I NON-CONF.	11- 0	1	0	192	42	17	17	1	1	
TOTALS	RPI 1-25	RPI 26-50	W-L RECORDS	RPI 51-100	RPI 101-150	RPI 150+				
26- 4	3- 1	4- 1	OVERALL	7- 1	7- 1	5- 0				
14- 1	1- 1	2- 0	HOME	3- 0	4- 0	4- 0				
10- 3	2- 0	1- 1	AWAY	3- 1	3- 1	1- 0				
2- 0	0- 0	1- 0	NEUTRAL	1- 0	0- 0	0- 0				
11- 0	1- 0	1- 0	NON-CONFERENCE	3- 0	1- 0	5- 0				
6- 0	0- 0	0- 0	HOME	1- 0	1- 0	4- 0				
4- 0	1- 0	0- 0	AWAY	2- 0	0- 0	1- 0				
1- 0	0- 0	1- 0	NEUTRAL	0- 0	0- 0	0- 0				
15- 4	2- 1	3- 1	CONFERENCE	4- 1	6- 1	0- 0				
8- 1	1- 1	2- 0	HOME	2- 0	3- 0	0- 0				
6- 3	1- 0	1- 1	AWAY	1- 1	3- 1	0- 0				
1- 0	0- 0	0- 0	NEUTRAL	1- 0	0- 0	0- 0				

RPI	S	Opponent	Score	RPI	S	Opponent	Score	RPI	S	Opponent	Score	RPI	S	Opponent	Score
2	H	Oregon	66 80	26	A	Arizona	66 92	53	H	Yale	100 65	106	A	Utah	84 54
7	A	Stanford	79 69	26	H	Arizona	70 58	60	A	Georgia	59 50	106	H	Utah	77 54
14	A	Indiana	68 58	34	N	UCF	61 56	72	A	Virginia	73 62	107	A	Washington St.	70 62
18	H	Oregon St.	83 74	38	A	Arizona St.	70 61	79	A	Southern California	68 70	107	H	Washington St.	66 50
				38	H	Arizona St.	68 66	79	H	Southern California	83 59	119	A	California	74 70
								79	N	Southern California	73 66	130	H	Pacific	68 57
								91	A	Colorado	65 62	138	A	Washington	68 74
								91	H	Colorado	62 52	138	H	Washington	85 80
												225	H	Northern Colo.	92 58
												280	H	Long Beach St.	86 51
												285	A	CSUN	58 44
												295	H	LMU (CA)	74 52
												326	H	Weber St.	85 45
LAST 10 Division I															
				79	N	Southern California	73 66	18	H	Oregon St.	83 74				
				106	H	Utah	77 54	2	H	Oregon	66 80				
				91	H	Colorado	62 52	119	A	California	74 70				
				138	A	Washington	68 74	7	A	Stanford	79 69				
				107	A	Washington St.	70 62	38	A	Arizona St.	70 61				

Non-Div I Games:

UCLA

■ Loss, 
 ■ Non-Conf, 
 ■ S Site, 
 ■ H Home 
 ■ A Away 
 N Neutral

Average RPI Win:	118	WON-LOST	WINNING	LAST 10	STRENGTH OF	OPP. STRENGTH	TEAM	ADJ.	CONF.	ADJ CONF.
Average RPI Loss:	2	RECORD	PCT. RANK	GAMES	SCHEDULE	OF SCHEDULE	RPI	RPI	RPI	RPI
DIV. I ONLY	26- 3	8	8-2	19	20	6	6	9	9	
DIV. I NON-CONF.	10- 3	57	0-2	6	1	4	4	9	9	
TOTALS	RPI 1-25	RPI 26-50	W-L RECORDS	RPI 51-100	RPI 101-150	RPI 150+				
26- 3	2- 3	3- 0	OVERALL	8- 0	4- 0	9- 0				
12- 2	0- 2	1- 0	HOME	4- 0	2- 0	5- 0				
13- 1	2- 1	2- 0	AWAY	3- 0	2- 0	4- 0				
1- 0	0- 0	0- 0	NEUTRAL	1- 0	0- 0	0- 0				
10- 3	2- 3	1- 0	NON-CONFERENCE	4- 0	3- 0	0- 0				
4- 2	0- 2	0- 0	HOME	2- 0	2- 0	0- 0				
5- 1	2- 1	1- 0	AWAY	1- 0	1- 0	0- 0				
1- 0	0- 0	0- 0	NEUTRAL	1- 0	0- 0	0- 0				
16- 0	0- 0	2- 0	CONFERENCE	4- 0	1- 0	9- 0				
8- 0	0- 0	1- 0	HOME	2- 0	0- 0	5- 0				
8- 0	0- 0	1- 0	AWAY	2- 0	1- 0	4- 0				
0- 0	0- 0	0- 0	NEUTRAL	0- 0	0- 0	0- 0				

RPI	S	Opponent	Score	RPI	S	Opponent	Score	RPI	S	Opponent	Score	RPI	S	Opponent	Score
1	A	South Carolina	52 70	34	A	UCF	59 52	63	H	Tennessee	60 45	117	A	Temple	83 54
2	H	Oregon	56 74	34	H	UCF	66 53	69	A	South Fla.	67 47	118	H	Notre Dame	81 57
4	H	Baylor	58 74	48	A	Dayton	75 37	69	H	South Fla.	80 39	119	H	California	72 61
19	A	Ohio St.	73 62					72	H	Virginia	83 44	126	A	Vanderbilt	64 51
20	A	DePaul	84 74					74	A	Seton Hall	92 78	160	H	Wichita St.	83 55
								76	A	Cincinnati	105 58	162	H	Tulane	74 31
								76	H	Cincinnati	80 50	192	A	Memphis	68 56
								83	N	Oklahoma	97 53	192	H	Memphis	94 55
												214	A	Houston	92 40
												214	H	Houston	91 51
												226	A	SMU	80 42
												237	A	East Carolina	98 42
												255	H	Tulsa	92 34
LAST 10 Division I															
69	H	South Fla.	80 39	69	A	South Fla.	67 47	1	A	South Carolina	52 70	192	H	Memphis	94 55
214	A	Houston	92 40	1	A	South Carolina	52 70	2	H	Oregon	56 74	76	H	Cincinnati	80 50
76	A	Cincinnati	105 58												
34	H	UCF	66 53												
162	H	Tulane	74 31												

Non-Div I Games:

UConn

■ Loss, 
 ■ Non-Conf, S Site, 
 ■ Home 
 ■ Away 
 N Neutral



Average RPI Win:	297	WON-LOST	WINNING	LAST 10	STRENGTH OF	OPP. STRENGTH	TEAM	ADJ.	CONF.	ADJ CONF.
Average RPI Loss:	185	RECORD	PCT. RANK	GAMES	SCHEDULE	OF SCHEDULE	RPI	RPI	RPI	RPI
DIV. I ONLY	3- 27	343	1-9	268	259	341	341	22	22	
DIV. I NON-CONF.	1- 10	329	0	307	218	336	336	22	22	
TOTALS	RPI 1-25	RPI 26-50	W-L RECORDS	RPI 51-100	RPI 101-150	RPI 150+				
3- 27	0- 0	0- 1	OVERALL	0- 3	0- 5	3- 18				
2- 12	0- 0	0- 1	HOME	0- 1	0- 2	2- 8				
1- 15	0- 0	0- 0	AWAY	0- 2	0- 3	1- 10				
0- 0	0- 0	0- 0	NEUTRAL	0- 0	0- 0	0- 0				
1- 10	0- 0	0- 1	NON-CONFERENCE	0- 1	0- 3	1- 5				
0- 5	0- 0	0- 1	HOME	0- 0	0- 1	0- 3				
1- 5	0- 0	0- 0	AWAY	0- 1	0- 2	1- 2				
0- 0	0- 0	0- 0	NEUTRAL	0- 0	0- 0	0- 0				
2- 17	0- 0	0- 0	CONFERENCE	0- 2	0- 2	2- 13				
2- 7	0- 0	0- 0	HOME	0- 1	0- 1	2- 5				
0- 10	0- 0	0- 0	AWAY	0- 1	0- 1	0- 8				
0- 0	0- 0	0- 0	NEUTRAL	0- 0	0- 0	0- 0				




























































RPI 1-25	RPI 26-50	RPI 51-100	RPI 101+	Team's RPI: 341
RPI S Opponent Score	RPI S Opponent Score	RPI S Opponent Score	RPI S Opponent Score	
	37 H Florida St. 42 86	75 A Kansas St. 40 84	120 A Green Bay 36 73	
		77 A IUPUI 51 87	120 H Green Bay 49 75	
		77 H IUPUI 49 88	124 A Kansas 50 91	
			134 H Western Mich. 52 80	
			143 A Valparaiso 37 63	
			167 A Wright St. 55 79	
			167 A Wright St. 47 83	
			167 H Wright St. 43 58	
			174 A Northern Ky. 35 78	
			174 H Northern Ky. 46 88	
			183 H Eastern Mich. 59 68	
			190 A Cleveland St. 44 84	
			190 H Cleveland St. 43 83	
			199 H Eastern Ill. 45 80	
			217 A Milwaukee 55 71	
			217 H Milwaukee 60 66	
			227 A Miami (OH) 35 85	
			259 A Youngstown St. 65 77	
			259 H Youngstown St. 59 53	
			271 H Indiana St. 40 61	
			284 A Oakland 46 63	
			284 H Oakland 70 64	
			332 A Detroit Mercy 52 58	
			332 H Detroit Mercy 62 70	
			340 A Purdue Fort Wayne 50 61	
			348 A Chicago St. 73 61	
LAST 10 Division I				
167 A Wright St. 47 83	174 A Northern Ky. 35 78			
77 A IUPUI 51 87	332 A Detroit Mercy 52 58			
217 H Milwaukee 60 66	284 A Oakland 46 63			
120 H Green Bay 49 75	190 H Cleveland St. 43 83			
167 A Wright St. 55 79	259 H Youngstown St. 59 53			

Non-Div I Games:

UIC




■ Loss, 
 ■ Non-Conf, 
 ■ S Site, 
 ■ H Home 
 ■ A Away 
 N Neutral

Average RPI Win:	269	WON-LOST	WINNING	LAST 10	STRENGTH OF	OPP. STRENGTH	TEAM	ADJ.	CONF.	ADJ CONF.
Average RPI Loss:	198	RECORD	PCT. RANK	GAMES	SCHEDULE	OF SCHEDULE	RPI	RPI	RPI	RPI
DIV. I ONLY	9- 18	275	4-6	259	329	293	293	26	26	
DIV. I NON-CONF.	3- 7	252	0	229	329	284	284	27	27	
TOTALS	RPI 1-25	RPI 26-50	W-L RECORDS	RPI 51-100	RPI 101-150	RPI 150+				
9- 18	0- 0	0- 0	OVERALL	0- 3	0- 2	9- 13				
6- 5	0- 0	0- 0	HOME	0- 1	0- 0	6- 4				
3- 11	0- 0	0- 0	AWAY	0- 2	0- 2	3- 7				
0- 2	0- 0	0- 0	NEUTRAL	0- 0	0- 0	0- 2				
3- 7	0- 0	0- 0	NON-CONFERENCE	0- 1	0- 2	3- 4				
2- 1	0- 0	0- 0	HOME	0- 0	0- 0	2- 1				
1- 4	0- 0	0- 0	AWAY	0- 1	0- 2	1- 1				
0- 2	0- 0	0- 0	NEUTRAL	0- 0	0- 0	0- 2				
6- 11	0- 0	0- 0	CONFERENCE	0- 2	0- 0	6- 9				
4- 4	0- 0	0- 0	HOME	0- 1	0- 0	4- 3				
2- 7	0- 0	0- 0	AWAY	0- 1	0- 0	2- 6				
0- 0	0- 0	0- 0	NEUTRAL	0- 0	0- 0	0- 0				

RPI 1-25			RPI 26-50			RPI 51-100			RPI 101+			Team's RPI: 293
RPI	S	Opponent	Score	RPI	S	Opponent	Score	RPI	S	Opponent	Score	
						82  Stony Brook	45  57	105  William & Mary	48  76			
						82  Stony Brook	49  66	150  Mt. St. Mary's	61  71			
						99  Syracuse	48  82	163  Binghamton	58  66			
								163  Binghamton	43  61			
								166  Lafayette	65 58			
								168  Maine	74 54			
								168  Maine	54  66			
								193 N La Salle	58  74			
								213  UMass Lowell	58  66			
								213  UMass Lowell	64  75			
								213  UMass Lowell	65 52			
								223 N Kennesaw St.	44  59			
								230  Morgan St.	65 63			
								261  Howard	61  72			
								262  New Hampshire	51  56			
								262  New Hampshire	63  72			
								306  Wagner	60  67			
								307  Vermont	58  60			
								307  Vermont	54 47			
								315  Albany (NY)	51  56			
								315  Albany (NY)	54 44			
								336  Coppin St.	71 48			
								344  Hartford	56 47			
								344  Hartford	61 54			
LAST 10 Division I												
						213  UMass Lowell	58  66	262  New Hampshire	51  56			
						168  Maine	54  66	213  UMass Lowell	65 52			
						163  Binghamton	58  66	344  Hartford	56 47			
						307  Vermont	54 47	82  Stony Brook	49  66			
						315  Albany (NY)	54 44	315  Albany (NY)	51  56			

Non-Div I Games: Gettysburg 92 50

UMBC

 Loss, 
  Non-Conf, 
  S Site, 
  H Home 
  A Away 
 N Neutral

UMES				Through Games Of March 6, 2020						
Average RPI Win:	258	WON-LOST	WINNING	LAST 10	STRENGTH OF	OPP. STRENGTH	TEAM	ADJ.	CONF.	ADJ CONF.
Average RPI Loss:	192	RECORD	PCT. RANK	GAMES	SCHEDULE	OF SCHEDULE	RPI	RPI	RPI	RPI
DIV. I ONLY	6- 21	315	4-6	232	302	317	317	29	29	
DIV. I NON-CONF.	1- 10	329	0	92	127	298	298	29	29	
TOTALS	RPI 1-25	RPI 26-50	W-L RECORDS	RPI 51-100	RPI 101-150	RPI 150+				
6- 21	0- 0	0- 2	OVERALL	0- 2	1- 4	5- 13				
4- 8	0- 0	0- 0	HOME	0- 0	1- 2	3- 6				
2- 13	0- 0	0- 2	AWAY	0- 2	0- 2	2- 7				
0- 0	0- 0	0- 0	NEUTRAL	0- 0	0- 0	0- 0				
1- 10	0- 0	0- 2	NON-CONFERENCE	0- 2	1- 3	0- 3				
1- 3	0- 0	0- 0	HOME	0- 0	1- 1	0- 2				
0- 7	0- 0	0- 2	AWAY	0- 2	0- 2	0- 1				
0- 0	0- 0	0- 0	NEUTRAL	0- 0	0- 0	0- 0				
5- 11	0- 0	0- 0	CONFERENCE	0- 0	0- 1	5- 10				
3- 5	0- 0	0- 0	HOME	0- 0	0- 1	3- 4				
2- 6	0- 0	0- 0	AWAY	0- 0	0- 0	2- 6				
0- 0	0- 0	0- 0	NEUTRAL	0- 0	0- 0	0- 0				

RPI 1-25				RPI 26-50				RPI 51-100				RPI 101+				Team's RPI: 317	
RPI	S	Opponent	Score	RPI	S	Opponent	Score	RPI	S	Opponent	Score	RPI	S	Opponent	Score		
				32	A	Old Dominion	39 48	52	A	Charlotte	44 64	105	A	William & Mary	50 78		
				40	A	Virginia Tech	43 86	99	A	Syracuse	50 65	112	H	Bethune-Cookman	53 62		
												122	H	Richmond	52 64		
												133	A	UNC Greensboro	48 86		
												150	H	Mt. St. Mary's	78 76		
												157	A	Norfolk St.	45 68		
												165	A	N.C. A&T	57 72		
												165	H	N.C. A&T	31 67		
												230	A	Morgan St.	71 61		
												230	H	Morgan St.	44 55		
												237	A	East Carolina	42 57		
												254	H	Georgetown	39 57		
												261	A	Howard	71 70		
												261	H	Howard	58 79		
												275	H	Longwood	62 71		
												277	A	Delaware St.	58 72		
												277	H	Delaware St.	68 53		
												292	A	N.C. Central	70 78		
												292	H	N.C. Central	65 63		
												336	A	Coppin St.	63 66		
												336	H	Coppin St.	61 46		
												339	H	Florida A&M	71 81		
												350	A	South Carolina St.	55 60		
LAST 10 Division I																	
				336	H	Coppin St.	61 46	339	H	Florida A&M	71 81						
				261	A	Howard	71 70	112	H	Bethune-Cookman	53 62						
				277	H	Delaware St.	68 53	336	A	Coppin St.	63 66						
				165	A	N.C. A&T	57 72	230	A	Morgan St.	71 61						
				292	A	N.C. Central	70 78	277	A	Delaware St.	58 72						

Non-Div I Games: Greensboro 65 48 Wesley 75 29

UMES

■ Loss, 
 ■ Non-Conf, 
 ■ S Site, 
 ■ Home 
 ■ A Away 
 N Neutral

Average RPI Win:	278	WON-LOST	WINNING	LAST 10	STRENGTH OF	OPP. STRENGTH	TEAM	ADJ.	CONF.	ADJ CONF.
Average RPI Loss:	171	RECORD	PCT. RANK	GAMES	SCHEDULE	OF SCHEDULE	RPI	RPI	RPI	RPI
DIV. I ONLY	17- 10	96	9-1	334	267	205	205	31	31	
DIV. I NON-CONF.	5- 7	205	0	255	68	265	265	32	32	
TOTALS	RPI 1-25	RPI 26-50	W-L RECORDS	RPI 51-100	RPI 101-150	RPI 150+				
17- 10	0- 1	0- 0	OVERALL	0- 1	0- 3	17- 5				
10- 5	0- 0	0- 0	HOME	0- 1	0- 2	10- 2				
7- 5	0- 1	0- 0	AWAY	0- 0	0- 1	7- 3				
0- 0	0- 0	0- 0	NEUTRAL	0- 0	0- 0	0- 0				
5- 7	0- 1	0- 0	NON-CONFERENCE	0- 1	0- 3	5- 2				
4- 4	0- 0	0- 0	HOME	0- 1	0- 2	4- 1				
1- 3	0- 1	0- 0	AWAY	0- 0	0- 1	1- 1				
0- 0	0- 0	0- 0	NEUTRAL	0- 0	0- 0	0- 0				
12- 3	0- 0	0- 0	CONFERENCE	0- 0	0- 0	12- 3				
6- 1	0- 0	0- 0	HOME	0- 0	0- 0	6- 1				
6- 2	0- 0	0- 0	AWAY	0- 0	0- 0	6- 2				
0- 0	0- 0	0- 0	NEUTRAL	0- 0	0- 0	0- 0				

RPI 1-25				RPI 26-50				RPI 51-100				RPI 101+ Team's RPI: 205			
RPI	S	Opponent	Score	RPI	S	Opponent	Score	RPI	S	Opponent	Score	RPI	S	Opponent	Score
8	A	Missouri St.	58 83					75	H	Kansas St.	67 74	103	H	Liberty	44 68
												130	A	Pacific	60 89
												139	H	Davidson	64 74
												161	H	Loyola Chicago	67 72
												170	H	Missouri	59 56
												196	H	Portland St.	87 69
												229	H	Denver	83 79
												238	A	Grand Canyon	74 53
												238	H	Grand Canyon	56 62
												249	A	George Mason	64 58
												252	A	CSU Bakersfield	60 70
												252	H	CSU Bakersfield	58 43
												286	A	California Baptist	83 81
												286	H	California Baptist	75 65
												290	A	Utah Valley	41 62
												290	H	Utah Valley	61 53
												297	A	UTRGV	72 58
												297	H	UTRGV	60 56
												309	A	Seattle U	76 65
												312	H	Eastern Wash.	66 55
												313	A	New Mexico St.	55 50
												313	H	New Mexico St.	56 52
												314	A	Omaha	53 57
												348	A	Chicago St.	85 50
												348	H	Chicago St.	73 57
LAST 10 Division I															
290	H	Utah Valley	61 53	313	A	New Mexico St.	55 50								
348	A	Chicago St.	85 50	297	A	UTRGV	72 58								
286	A	California Baptist	83 81	348	H	Chicago St.	73 57								
252	H	CSU Bakersfield	58 43	286	H	California Baptist	75 65								
238	H	Grand Canyon	56 62	238	A	Grand Canyon	74 53								

Non-Div I Games: Rockhurst 78 60 Science & Arts Okla74 43

UMKC

Loss, Non-Conf, S Site, H Home A Away N Neutral

Average RPI Win:	292	WON-LOST	WINNING	LAST 10	STRENGTH OF	OPP. STRENGTH	TEAM	ADJ.	CONF.	ADJ CONF.
Average RPI Loss:	144	RECORD	PCT. RANK	GAMES	SCHEDULE	OF SCHEDULE	RPI	RPI	RPI	RPI
DIV. I ONLY	16- 14	157	5-5	270	305	213	213	26	26	
DIV. I NON-CONF.	4- 9	250	0	230	301	276	276	27	27	
TOTALS	RPI 1-25	RPI 26-50	W-L RECORDS	RPI 51-100	RPI 101-150	RPI 150+				
16- 14	0- 0	0- 0	OVERALL	0- 4	0- 3	16- 7				
9- 6	0- 0	0- 0	HOME	0- 2	0- 1	9- 3				
7- 8	0- 0	0- 0	AWAY	0- 2	0- 2	7- 4				
0- 0	0- 0	0- 0	NEUTRAL	0- 0	0- 0	0- 0				
4- 9	0- 0	0- 0	NON-CONFERENCE	0- 2	0- 3	4- 4				
2- 4	0- 0	0- 0	HOME	0- 1	0- 1	2- 2				
2- 5	0- 0	0- 0	AWAY	0- 1	0- 2	2- 2				
0- 0	0- 0	0- 0	NEUTRAL	0- 0	0- 0	0- 0				
12- 5	0- 0	0- 0	CONFERENCE	0- 2	0- 0	12- 3				
7- 2	0- 0	0- 0	HOME	0- 1	0- 0	7- 1				
5- 3	0- 0	0- 0	AWAY	0- 1	0- 0	5- 2				
0- 0	0- 0	0- 0	NEUTRAL	0- 0	0- 0	0- 0				

RPI 1-25				RPI 26-50				RPI 51-100				RPI 101+ Team's RPI: 213					
RPI	S	Opponent	Score	RPI	S	Opponent	Score	RPI	S	Opponent	Score	RPI	S	Opponent	Score		
								53	H	Yale	59	67	113	A	Colgate	51	73
								57	A	Boston College	46	89	124	A	Kansas	44	79
								82	A	Stony Brook	41	60	145	H	Massachusetts	58	74
								82	H	Stony Brook	69	89	163	A	Binghamton	66	56
													163	H	Binghamton	58	62
													168	A	Maine	53	77
													168	H	Maine	66	57
													171	H	Dartmouth	51	62
													179	A	Merrimack	50	73
													188	A	Providence	38	63
													194	H	Cornell	56	70
													262	A	New Hampshire	66	53
													262	H	New Hampshire	58	53
													293	A	UMBC	52	65
													293	H	UMBC	66	58
													293	H	UMBC	75	64
													303	H	Fairleigh Dickinson	61	56
													307	A	Vermont	62	58
													307	H	Vermont	61	47
													315	A	Albany (NY)	78	75
													315	H	Albany (NY)	53	51
													323	A	Bryant	55	35
													334	H	LIU Brooklyn	65	56
													344	A	Hartford	68	63
													344	H	Hartford	64	56
													345	A	Central Conn. St.	56	54
LAST 10 Division I																	
				293	H	UMBC	66	58					168	A	Maine	53	77
				307	A	Vermont	62	58					293	A	UMBC	52	65
				315	A	Albany (NY)	78	75					82	H	Stony Brook	69	89
				163	H	Binghamton	58	62					262	A	New Hampshire	66	53
				344	H	Hartford	64	56					82	A	Stony Brook	41	60

Non-Div I Games:

UMass Lowell

■ Loss, 
 ■ Non-Conf, 
 ■ S Site, 
 ■ H Home 
 ■ A Away 
 N Neutral

Average RPI Win:	270	WON-LOST	WINNING	LAST 10	STRENGTH OF	OPP. STRENGTH	TEAM	ADJ.	CONF.	ADJ CONF.
Average RPI Loss:	208	RECORD	PCT. RANK	GAMES	SCHEDULE	OF SCHEDULE	RPI	RPI	RPI	RPI
DIV. I ONLY	13- 13	172	4-6	326	331	258	258	25	25	
DIV. I NON-CONF.	4- 3	138	0	337	339	243	243	28	28	
TOTALS	RPI 1-25	RPI 26-50	W-L RECORDS	RPI 51-100	RPI 101-150	RPI 150+				
13- 13	0- 0	0- 0	OVERALL	0- 0	1- 5	12- 8				
6- 6	0- 0	0- 0	HOME	0- 0	1- 2	5- 4				
6- 7	0- 0	0- 0	AWAY	0- 0	0- 3	6- 4				
1- 0	0- 0	0- 0	NEUTRAL	0- 0	0- 0	1- 0				
4- 3	0- 0	0- 0	NON-CONFERENCE	0- 0	0- 2	4- 1				
1- 1	0- 0	0- 0	HOME	0- 0	0- 1	1- 0				
2- 2	0- 0	0- 0	AWAY	0- 0	0- 1	2- 1				
1- 0	0- 0	0- 0	NEUTRAL	0- 0	0- 0	1- 0				
9- 10	0- 0	0- 0	CONFERENCE	0- 0	1- 3	8- 7				
5- 5	0- 0	0- 0	HOME	0- 0	1- 1	4- 4				
4- 5	0- 0	0- 0	AWAY	0- 0	0- 2	4- 3				
0- 0	0- 0	0- 0	NEUTRAL	0- 0	0- 0	0- 0				

[illegible]

UNC Greensboro

Through Games Of March 6, 2020

Average RPI Win:	259	WON-LOST	WINNING	LAST 10	STRENGTH OF	OPP. STRENGTH	TEAM	ADJ.	CONF.	ADJ CONF.
Average RPI Loss:	162	RECORD	PCT. RANK	GAMES	SCHEDULE	OF SCHEDULE	RPI	RPI	RPI	RPI
DIV. I ONLY	20- 8	54	7-3	309	282	133	133	27	27	
DIV. I NON-CONF.	8- 4	90	0	129	315	86	86	21	21	
TOTALS	RPI 1-25	RPI 26-50	W-L RECORDS	RPI 51-100	RPI 101-150	RPI 150+				
20- 8	0- 0	0- 0	OVERALL	0- 1	2- 2	18- 5				
10- 2	0- 0	0- 0	HOME	0- 0	0- 1	10- 1				
8- 6	0- 0	0- 0	AWAY	0- 1	2- 1	6- 4				
2- 0	0- 0	0- 0	NEUTRAL	0- 0	0- 0	2- 0				
8- 4	0- 0	0- 0	NON-CONFERENCE	0- 1	2- 2	6- 1				
4- 1	0- 0	0- 0	HOME	0- 0	0- 1	4- 0				
4- 3	0- 0	0- 0	AWAY	0- 1	2- 1	2- 1				
0- 0	0- 0	0- 0	NEUTRAL	0- 0	0- 0	0- 0				
12- 4	0- 0	0- 0	CONFERENCE	0- 0	0- 0	12- 4				
6- 1	0- 0	0- 0	HOME	0- 0	0- 0	6- 1				
4- 3	0- 0	0- 0	AWAY	0- 0	0- 0	4- 3				
2- 0	0- 0	0- 0	NEUTRAL	0- 0	0- 0	2- 0				

RPI 1-25			RPI 26-50			RPI 51-100			RPI 101+ Team's RPI: 133		
RPI	S	Opponent	Score	RPI	S	Opponent	Score	RPI	S	Opponent	Score
						84 A Coastal Caro.	54 63	103 A Liberty		58 53	
								110 A Wake Forest		67 65	
								122 H Richmond		62 70	
								129 A Campbell		64 72	
								158 A Samford		57 69	
								158 H Samford		42 56	
								165 A N.C. A&T		48 57	
								181 H High Point		82 70	
								197 A Furman		59 53	
								197 H Furman		61 53	
								209 A Chattanooga		59 74	
								209 H Chattanooga		49 41	
								243 H Appalachian St.		54 47	
								258 A UNC Asheville		67 40	
								263 A Col. of Charleston		69 56	
								272 A Wofford		61 66	
								272 H Wofford		49 45	
								287 A ETSU		65 45	
								287 H ETSU		63 47	
								287 N ETSU		57 47	
								311 H Georgia St.		64 49	
								317 H UMES		86 48	
								325 A Mercer		60 50	
								325 H Mercer		67 51	
								325 N Mercer		75 73	
								342 A Western Caro.		72 61	
LAST 10 Division I											
						325 N Mercer	75 73	272 H Wofford		49 45	
						287 N ETSU	57 47	342 A Western Caro.		72 61	
						325 A Mercer	60 50	287 A ETSU		65 45	
						158 A Samford	57 69	209 A Chattanooga		59 74	
						197 H Furman	61 53	158 H Samford		42 56	

Non-Div I Games: Erskine 106 44 Concord 80 45 Lenoir-Rhyne 84 59

UNC Greensboro

Loss, Non-Conf, S Site, H Home A Away N Neutral

RPI	S	Opponent	Score
342	H	Western Caro.	54 43

UNC Greensboro

U  
N  
C  
G  
r  
e  
e  
n  
s  
b  
o  
r  
o

U  
N  
C  
G  
r  
e  
e  
n  
s  
b  
o  
r  
o



Average RPI Win: <b>250</b>	WON-LOST	WINNING	LAST 10	STRENGTH OF	OPP. STRENGTH	TEAM	ADJ.	CONF.	ADJ CONF.
Average RPI Loss: <b>140</b>	RECORD	PCT. RANK	GAMES	SCHEDULE	OF SCHEDULE	RPI	RPI	RPI	RPI
DIV. I ONLY	<b>8- 18</b>	<b>285</b>	<b>4-6</b>	<b>158</b>	<b>182</b>	<b>265</b>	<b>265</b>	<b>14</b>	<b>14</b>
DIV. I NON-CONF.	<b>2- 7</b>	<b>288</b>	<b>0</b>	<b>211</b>	<b>310</b>	<b>301</b>	<b>301</b>	<b>13</b>	<b>13</b>
TOTALS	RPI 1-25	RPI 26-50	W-L RECORDS	RPI 51-100	RPI 101-150	RPI 150+			
8- 18	0- 1	0- 4	OVERALL	0- 1	2- 4	6- 8			
5- 8	0- 0	0- 2	HOME	0- 1	1- 1	4- 4			
3- 9	0- 1	0- 2	AWAY	0- 0	1- 2	2- 4			
0- 1	0- 0	0- 0	NEUTRAL	0- 0	0- 1	0- 0			
2- 7	0- 1	0- 0	NON-CONFERENCE	0- 1	0- 2	2- 3			
1- 3	0- 0	0- 0	HOME	0- 1	0- 0	1- 2			
1- 3	0- 1	0- 0	AWAY	0- 0	0- 1	1- 1			
0- 1	0- 0	0- 0	NEUTRAL	0- 0	0- 1	0- 0			
6- 11	0- 0	0- 4	CONFERENCE	0- 0	2- 2	4- 5			
4- 5	0- 0	0- 2	HOME	0- 0	1- 1	3- 2			
2- 6	0- 0	0- 2	AWAY	0- 0	1- 1	1- 3			
0- 0	0- 0	0- 0	NEUTRAL	0- 0	0- 0	0- 0			

RPI 1-25				RPI 26-50				RPI 51-100				RPI 101+ Team's RPI: 265			
RPI	S	Opponent	Score	RPI	S	Opponent	Score	RPI	S	Opponent	Score	RPI	S	Opponent	Score
22	A	NC State	40 <b>80</b>	35	A	James Madison	52 <b>76</b>	84	H	Coastal Caro.	43 <b>62</b>	105	A	William & Mary	72 55
				35	H	James Madison	58 <b>66</b>					105	H	William & Mary	55 <b>63</b>
				39	A	Drexel	50 <b>52</b>					110	A	Wake Forest	55 <b>65</b>
				39	H	Drexel	72 <b>73</b>					147	A	Northeastern	61 <b>63</b>
												147	H	Northeastern	61 48
												149	N	North Carolina	45 <b>85</b>
												177	A	Elon	53 <b>77</b>
												177	H	Elon	57 <b>60</b>
												180	H	Delaware	71 65
												186	A	Towson	45 <b>78</b>
												186	H	Towson	41 <b>62</b>
												223	H	Kennesaw St.	56 <b>58</b>
												263	A	Col. of Charleston	63 <b>67</b>
												263	H	Col. of Charleston	74 50
												266	H	Winthrop	63 <b>75</b>
												275	A	Longwood	58 <b>59</b>
												302	A	Presbyterian	70 60
												327	A	Hofstra	62 59
												327	H	Hofstra	56 43
												350	H	South Carolina St.	84 46
LAST 10 Division I															
				39	A	Drexel	50 <b>52</b>			186	A	Towson	45 <b>78</b>		
				327	H	Hofstra	56 43			105	H	William & Mary	55 <b>63</b>		
				147	H	Northeastern	61 48			177	H	Elon	57 <b>60</b>		
				263	H	Col. of Charleston	74 50			147	A	Northeastern	61 <b>63</b>		
				35	A	James Madison	52 <b>76</b>			327	A	Hofstra	62 59		

Non-Div I Games: Catawba 75 **78** Mount Olive 75 67

UNCW

**Loss**, **Non-Conf**, **S Site**, **H Home** **A Away** **N Neutral**

UNI				STRENGTH OF SCHEDULE	OPP. STRENGTH OF SCHEDULE	TEAM RPI	ADJ. RPI	CONF. RPI	ADJ CONF. RPI
Average RPI Win:	160	WON-LOST RECORD	WINNING PCT. RANK						
Average RPI Loss:	70		LAST 10 GAMES						
DIV. I ONLY	17- 11	108	6-4	72	70	65	65	8	8
DIV. I NON-CONF.	7- 3	80	0	106	6	46	46	7	7
-----									
TOTALS	RPI 1-25	RPI 26-50	W-L RECORDS	RPI 51-100	RPI 101-150	RPI 150+			
17- 11	2- 4	2- 2	OVERALL	1- 3	3- 1	9- 1			
10- 2	2- 1	1- 0	HOME	1- 1	2- 0	4- 0			
7- 7	0- 2	1- 2	AWAY	0- 1	1- 1	5- 1			
0- 2	0- 1	0- 0	NEUTRAL	0- 1	0- 0	0- 0			
7- 3	1- 1	1- 1	NON-CONFERENCE	1- 1	0- 0	4- 0			
3- 0	1- 0	0- 0	HOME	1- 0	0- 0	1- 0			
4- 1	0- 0	1- 1	AWAY	0- 0	0- 0	3- 0			
0- 2	0- 1	0- 0	NEUTRAL	0- 1	0- 0	0- 0			
10- 8	1- 3	1- 1	CONFERENCE	0- 2	3- 1	5- 1			
7- 2	1- 1	1- 0	HOME	0- 1	2- 0	3- 0			
3- 6	0- 2	0- 1	AWAY	0- 1	1- 1	2- 1			
0- 0	0- 0	0- 0	NEUTRAL	0- 0	0- 0	0- 0			

RPI 1-25				RPI 26-50				RPI 51-100 Team's RPI: 65				RPI 101+			
RPI	S	Opponent	Score	RPI	S	Opponent	Score	RPI	S	Opponent	Score	RPI	S	Opponent	Score
8	A	Missouri St.	66 80	45	A	Bradley	47 61	67	N	Alabama	77 87	101	A	Southern Ill.	60 57
8	H	Missouri St.	55 66	45	H	Bradley	64 57	68	A	Illinois St.	57 65	101	H	Southern Ill.	71 66
15	H	Iowa	88 66	46	A	Creighton	54 57	68	H	Illinois St.	61 69	143	A	Valparaiso	69 72
19	N	Ohio St.	46 64	50	A	Iowa St.	71 63	77	H	IUPUI	51 50	143	H	Valparaiso	77 70
24	A	Drake	87 104									160	A	Wichita St.	61 50
24	H	Drake	91 78									161	A	Loyola Chicago	73 70
												161	H	Loyola Chicago	70 50
												170	A	Missouri	78 73
												268	H	North Dakota St.	95 63
												271	A	Indiana St.	63 65
												271	H	Indiana St.	73 43
												314	A	Omaha	81 45
												331	A	Evansville	67 49
												331	H	Evansville	76 60
-----															
LAST 10 Division I															
24	H	Drake	91 78	331	A	Evansville	67 49								
161	A	Loyola Chicago	73 70	271	A	Indiana St.	63 65								
143	A	Valparaiso	69 72	101	H	Southern Ill.	71 66								
45	H	Bradley	64 57	8	H	Missouri St.	55 66								
68	H	Illinois St.	61 69	143	H	Valparaiso	77 70								

Non-Div I Games: Northwest Mo. St. 78 53

UNI

Loss, Non-Conf, S Site, H Home A Away N Neutral

Average RPI Win:	211	WON-LOST	WINNING	LAST 10	STRENGTH OF	OPP. STRENGTH	TEAM	ADJ.	CONF.	ADJ CONF.
Average RPI Loss:	155	RECORD	PCT. RANK	GAMES	SCHEDULE	OF SCHEDULE	RPI	RPI	RPI	RPI
DIV. I ONLY	13- 17	209	3-7	176	174	220	220	17	17	
DIV. I NON-CONF.	4- 7	225	0	184	79	250	250	20	20	
TOTALS	RPI 1-25	RPI 26-50	W-L RECORDS	RPI 51-100	RPI 101-150	RPI 150+				
13- 17	0- 1	0- 0	OVERALL	3- 5	0- 3	10- 8				
9- 7	0- 1	0- 0	HOME	3- 2	0- 1	6- 3				
4- 9	0- 0	0- 0	AWAY	0- 3	0- 1	4- 5				
0- 1	0- 0	0- 0	NEUTRAL	0- 0	0- 1	0- 0				
4- 7	0- 1	0- 0	NON-CONFERENCE	2- 2	0- 0	2- 4				
3- 4	0- 1	0- 0	HOME	2- 1	0- 0	1- 2				
1- 3	0- 0	0- 0	AWAY	0- 1	0- 0	1- 2				
0- 0	0- 0	0- 0	NEUTRAL	0- 0	0- 0	0- 0				
9- 10	0- 0	0- 0	CONFERENCE	1- 3	0- 3	8- 4				
6- 3	0- 0	0- 0	HOME	1- 1	0- 1	5- 1				
3- 6	0- 0	0- 0	AWAY	0- 2	0- 1	3- 3				
0- 1	0- 0	0- 0	NEUTRAL	0- 0	0- 1	0- 0				

RPI 1-25				RPI 26-50				RPI 51-100				RPI 101+ Team's RPI: 220			
RPI	S	Opponent	Score	RPI	S	Opponent	Score	RPI	S	Opponent	Score	RPI	S	Opponent	Score
25	H	Duke	45 57					61	H	St. John's (NY)	79 75	148	A	San Jose St.	60 62
								66	A	Fresno St.	58 72	148	H	San Jose St.	63 76
								66	H	Fresno St.	66 72	148	N	San Jose St.	48 67
								69	H	South Fla.	61 51	164	H	Wyoming	65 53
								72	H	Virginia	55 63	173	A	Southern Utah	68 72
								79	A	Southern California	54 75	177	H	Elon	44 50
								86	A	Boise St.	52 81	187	A	Pepperdine	69 44
								86	H	Boise St.	66 65	218	H	Cal St. Fullerton	58 64
												228	A	New Mexico	68 51
												228	H	New Mexico	64 80
												234	A	Nevada	59 62
												234	H	Nevada	66 64
												238	A	Grand Canyon	51 53
												242	A	San Diego St.	39 48
												242	H	San Diego St.	72 67
												273	A	Air Force	67 60
												279	A	Utah St.	60 46
												279	H	Utah St.	69 45
												291	A	Colorado St.	56 60
												291	H	Colorado St.	56 52
												350	H	South Carolina St.	66 57
LAST 10 Division I															
				148	N	San Jose St.	48 67	228	H	New Mexico	64 80				
				148	H	San Jose St.	63 76	234	A	Nevada	59 62				
				86	A	Boise St.	52 81	66	A	Fresno St.	58 72				
				242	H	San Diego St.	72 67	279	H	Utah St.	69 45				
				291	A	Colorado St.	56 60	291	H	Colorado St.	56 52				

Non-Div I Games:

UNLV

■ Loss, 
 ■ Non-Conf, 
 ■ S Site, 
 ■ H Home 
 ■ A Away 
 N Neutral

## USC Upstate

Through Games Of March 6, 2020

Average RPI Win:	337	WON-LOST	WINNING	LAST 10	STRENGTH OF	OPP. STRENGTH	TEAM	ADJ.	CONF.	ADJ CONF.
Average RPI Loss:	185	RECORD	PCT. RANK	GAMES	SCHEDULE	OF SCHEDULE	RPI	RPI	RPI	RPI
DIV. I ONLY	6- 20	313	2-8	291	294	330	330	25	25	
DIV. I NON-CONF.	3- 4	201	0	320	157	280	280	28	28	
TOTALS	RPI 1-25	RPI 26-50	W-L RECORDS	RPI 51-100	RPI 101-150	RPI 150+				
6- 20	0- 1	0- 0	OVERALL	0- 1	0- 4	6- 14				
5- 8	0- 0	0- 0	HOME	0- 0	0- 2	5- 6				
1- 12	0- 1	0- 0	AWAY	0- 1	0- 2	1- 8				
0- 0	0- 0	0- 0	NEUTRAL	0- 0	0- 0	0- 0				
3- 4	0- 1	0- 0	NON-CONFERENCE	0- 1	0- 0	3- 2				
3- 0	0- 0	0- 0	HOME	0- 0	0- 0	3- 0				
0- 4	0- 1	0- 0	AWAY	0- 1	0- 0	0- 2				
0- 0	0- 0	0- 0	NEUTRAL	0- 0	0- 0	0- 0				
3- 16	0- 0	0- 0	CONFERENCE	0- 0	0- 4	3- 12				
2- 8	0- 0	0- 0	HOME	0- 0	0- 2	2- 6				
1- 8	0- 0	0- 0	AWAY	0- 0	0- 2	1- 6				
0- 0	0- 0	0- 0	NEUTRAL	0- 0	0- 0	0- 0				

RPI 1-25				RPI 26-50				RPI 51-100				RPI 101+ Team's RPI: 330			
RPI	S	Opponent	Score	RPI	S	Opponent	Score	RPI	S	Opponent	Score	RPI	S	Opponent	Score
1	A	South Carolina	32 112					60	A	Georgia	53 67	129	A	Campbell	38 50
												129	H	Campbell	72 80
												136	A	Hampton	40 60
												136	H	Hampton	73 86
												151	A	Jacksonville	43 87
												178	A	Gardner-Webb	53 63
												178	H	Gardner-Webb	59 70
												181	A	High Point	46 85
												181	H	High Point	45 81
												185	A	Radford	57 78
												185	H	Radford	41 57
												237	A	East Carolina	48 69
												258	A	UNC Asheville	45 53
												258	H	UNC Asheville	48 68
												266	H	Winthrop	38 52
												275	A	Longwood	56 69
												275	H	Longwood	62 70
												302	A	Presbyterian	42 55
												302	H	Presbyterian	70 60
												339	H	Florida A&M	74 61
												342	H	Western Caro.	70 62
												343	A	Charleston So.	71 64
												343	H	Charleston So.	70 53
												350	H	South Carolina St.	58 47
LAST 10 Division I															
				275	A	Longwood	56 69					343	A	Charleston So.	71 64
				178	H	Gardner-Webb	59 70					181	H	High Point	45 81
				185	A	Radford	57 78					302	H	Presbyterian	70 60
				258	A	UNC Asheville	45 53					129	H	Campbell	72 80
				136	H	Hampton	73 86					302	A	Presbyterian	42 55

Non-Div I Games: Mars Hill 89 31 UNKNOWN 71 49

USC Upstate

Loss, Non-Conf, S Site, H Home A Away N Neutral

UT Arlington

Through Games Of March 6, 2020

Average RPI Win:	244	WON-LOST	WINNING	LAST 10	STRENGTH OF	OPP. STRENGTH	TEAM	ADJ.	CONF.	ADJ CONF.
Average RPI Loss:	73	RECORD	PCT. RANK	GAMES	SCHEDULE	OF SCHEDULE	RPI	RPI	RPI	RPI
DIV. I ONLY	19- 10	77	7-3	123	189	100	100	21	21	
DIV. I NON-CONF.	6- 6	164	0	65	69	112	112	19	19	
TOTALS	RPI 1-25	RPI 26-50	W-L RECORDS	RPI 51-100	RPI 101-150	RPI 150+				
19- 10	0- 3	0- 1	OVERALL	1- 4	0- 1	18- 1				
11- 3	0- 0	0- 0	HOME	0- 2	0- 1	11- 0				
8- 4	0- 1	0- 1	AWAY	1- 1	0- 0	7- 1				
0- 3	0- 2	0- 0	NEUTRAL	0- 1	0- 0	0- 0				
6- 6	0- 3	0- 0	NON-CONFERENCE	1- 2	0- 1	5- 0				
3- 2	0- 0	0- 0	HOME	0- 1	0- 1	3- 0				
3- 1	0- 1	0- 0	AWAY	1- 0	0- 0	2- 0				
0- 3	0- 2	0- 0	NEUTRAL	0- 1	0- 0	0- 0				
13- 4	0- 0	0- 1	CONFERENCE	0- 2	0- 0	13- 1				
8- 1	0- 0	0- 0	HOME	0- 1	0- 0	8- 0				
5- 3	0- 0	0- 1	AWAY	0- 1	0- 0	5- 1				
0- 0	0- 0	0- 0	NEUTRAL	0- 0	0- 0	0- 0				

RPI 1-25				RPI 26-50				RPI 51-100 Team's RPI: 100				RPI 101+			
RPI	S	Opponent	Score	RPI	S	Opponent	Score	RPI	S	Opponent	Score	RPI	S	Opponent	Score
2	N	Oregon	54 91	43	A	Troy	69 85	53	H	Marist	57 73	141	H	Texas Southern	63 74
5	N	Louisville	67 76					58	N	Oklahoma St.	47 60	167	H	Wright St.	68 62
11	A	Northwestern	47 74					75	A	Kansas St.	57 53	195	A	Louisiana	73 66
								84	A	Coastal Caro.	56 62	195	H	Louisiana	79 52
								84	H	Coastal Caro.	62 80	200	A	Little Rock	62 46
												200	H	Little Rock	65 58
												226	H	SMU	51 46
												243	A	Appalachian St.	82 60
												243	H	Appalachian St.	63 44
												245	A	North Texas	68 49
												246	A	Arkansas St.	89 62
												246	H	Arkansas St.	71 44
												248	A	Texas St.	55 72
												248	H	Texas St.	69 49
												251	A	South Alabama	68 45
												300	H	Ga. Southern	101 73
												311	H	Georgia St.	58 32
												347	A	Grambling	88 54
												348	H	Chicago St.	84 53
												349	H	La.-Monroe	72 34
LAST 10 Division I															
195	A	Louisiana	73 66	246	A	Arkansas St.	89 62								
300	H	Ga. Southern	101 73	84	H	Coastal Caro.	62 80								
311	H	Georgia St.	58 32	243	H	Appalachian St.	63 44								
248	H	Texas St.	69 49	248	A	Texas St.	55 72								
200	A	Little Rock	62 46	43	A	Troy	69 85								

Non-Div I Games:

UT Arlington

Loss, Non-Conf, S Site, H Home A Away N Neutral

RPI 1-25			
RPI	S	Opponent	Score
5	H	Louisville	63 71
10	A	Gonzaga	55 78
13	A	Mississippi St.	46 82

		Team's RPI: 42	
RPI 26-50			
RPI	S	Opponent	Score
31	A	Arkansas	46 96

RPI 51-100			
RPI	S	Opponent	Score
55	H	Belmont	74 57
68	A	Illinois St.	47 70
77	H	IUPUI	57 51
87	A	Saint Louis	50 56
97	A	Southeast Mo. St.	69 71
97	H	Southeast Mo. St.	78 72

RPI 101+			
RPI	S	Opponent	Score
101	A	Southern Ill.	59 70
158	H	Samford	80 75
169	A	Austin Peay	69 61
169	H	Austin Peay	65 61
199	A	Eastern Ill.	70 74
199	H	Eastern Ill.	88 64
199	N	Eastern Ill.	63 52
207	A	Tennessee Tech	86 65
207	H	Tennessee Tech	71 62
209	H	Chattanooga	78 51
235	A	Murray St.	89 64
235	H	Murray St.	98 56
235	N	Murray St.	88 33
244	A	Jacksonville St.	73 56
244	H	Jacksonville St.	86 72
256	H	Lipscomb	83 67
282	A	Morehead St.	82 64
288	A	Eastern Ky.	65 50
333	H	Tennessee St.	88 71
338	A	SIUE	79 39
338	H	SIUE	75 58

LAST 10 Division I			
199	N	Eastern Ill.	63 52
235	N	Murray St.	88 33
97	H	Southeast Mo. St.	78 72
338	H	SIUE	75 58
244	A	Jacksonville St.	73 56
207	A	Tennessee Tech	86 65
199	H	Eastern Ill.	88 64
97	A	Southeast Mo. St.	69 71
244	H	Jacksonville St.	86 72
207	H	Tennessee Tech	71 62

**Non-Div I Games:**

## UTEP

Through Games Of March 6, 2020

Average RPI Win:	258	WON-LOST	WINNING	LAST 10	STRENGTH OF	OPP. STRENGTH	TEAM	ADJ.	CONF.	ADJ CONF.
Average RPI Loss:	125	RECORD	PCT. RANK	GAMES	SCHEDULE	OF SCHEDULE	RPI	RPI	RPI	RPI
DIV. I ONLY	15- 13	149	3-7	222	188	208	208	13	13	
DIV. I NON-CONF.	7- 4	100	0	315	337	258	258	16	16	
TOTALS	RPI 1-25	RPI 26-50	W-L RECORDS	RPI 51-100	RPI 101-150	RPI 150+				
15- 13	0- 0	0- 3	OVERALL	1- 4	1- 1	13- 5				
12- 6	0- 0	0- 2	HOME	1- 2	1- 0	10- 2				
3- 7	0- 0	0- 1	AWAY	0- 2	0- 1	3- 3				
0- 0	0- 0	0- 0	NEUTRAL	0- 0	0- 0	0- 0				
7- 4	0- 0	0- 1	NON-CONFERENCE	0- 0	1- 0	6- 3				
6- 3	0- 0	0- 1	HOME	0- 0	1- 0	5- 2				
1- 1	0- 0	0- 0	AWAY	0- 0	0- 0	1- 1				
0- 0	0- 0	0- 0	NEUTRAL	0- 0	0- 0	0- 0				
8- 9	0- 0	0- 2	CONFERENCE	1- 4	0- 1	7- 2				
6- 3	0- 0	0- 1	HOME	1- 2	0- 0	5- 0				
2- 6	0- 0	0- 1	AWAY	0- 2	0- 1	2- 2				
0- 0	0- 0	0- 0	NEUTRAL	0- 0	0- 0	0- 0				

RPI S	Opponent	Score	RPI S	Opponent	Score	RPI S	Opponent	Score	RPI S	Opponent	Score	Team's RPI: 208
26	H Arizona	43 54	27	A Western Ky.	65 78	51	A Middle Tenn.	60 76	104	A UAB	51 63	
32	H Old Dominion	69 77				51	H Middle Tenn.	80 92	134	H Western Mich.	76 46	
						52	H Charlotte	82 76	198	H Fla. Atlantic	96 65	
						59	A Rice	59 82	203	A Southern Miss.	89 72	
						59	H Rice	61 69	203	H Southern Miss.	80 72	
									226	A SMU	56 60	
									228	H New Mexico	78 93	
									240	A Marshall	66 76	
									245	H North Texas	67 63	
									255	H Tulsa	51 58	
									267	A Louisiana Tech	80 87	
									305	H FIU	64 34	
									308	H UC Riverside	63 50	
									311	H Georgia St.	71 68	
									313	A New Mexico St.	63 57	
									313	H New Mexico St.	65 45	
									316	A UTSA	85 59	
									316	H UTSA	94 54	
									324	H Alcorn	92 47	
									326	H Weber St.	70 51	
LAST 10 Division I												
59	A Rice	59 82	27	A Western Ky.	65 78							
203	H Southern Miss.	80 72	32	H Old Dominion	69 77							
51	H Middle Tenn.	80 92	52	H Charlotte	82 76							
316	A UTSA	85 59	104	A UAB	51 63							
240	A Marshall	66 76	51	A Middle Tenn.	60 76							

Non-Div I Games:

UTEP

■ Loss, 
 ■ Non-Conf, 
 ■ S Site, 
 ■ H Home 
 ■ A Away 
 N Neutral

Average RPI Win: <b>296</b>	WON-LOST	WINNING	LAST 10	STRENGTH OF	OPP. STRENGTH	TEAM	ADJ.	CONF.	ADJ CONF.
Average RPI Loss: <b>189</b>	RECORD	PCT. RANK	GAMES	SCHEDULE	OF SCHEDULE	RPI	RPI	RPI	RPI
DIV. I ONLY	9- 15	254	5-5	287	312	297	297	31	31
DIV. I NON-CONF.	1- 8	322	0	142	117	307	307	32	32
TOTALS	RPI 1-25	RPI 26-50	W-L RECORDS	RPI 51-100	RPI 101-150	RPI 150+			
9- 15	0- 0	0- 1	OVERALL	0- 4	0- 1	9- 9			
7- 4	0- 0	0- 0	HOME	0- 1	0- 1	7- 2			
2- 9	0- 0	0- 1	AWAY	0- 3	0- 0	2- 5			
0- 2	0- 0	0- 0	NEUTRAL	0- 0	0- 0	0- 2			
1- 8	0- 0	0- 1	NON-CONFERENCE	0- 4	0- 1	1- 2			
1- 2	0- 0	0- 0	HOME	0- 1	0- 1	1- 0			
0- 4	0- 0	0- 1	AWAY	0- 3	0- 0	0- 0			
0- 2	0- 0	0- 0	NEUTRAL	0- 0	0- 0	0- 2			
8- 7	0- 0	0- 0	CONFERENCE	0- 0	0- 0	8- 7			
6- 2	0- 0	0- 0	HOME	0- 0	0- 0	6- 2			
2- 5	0- 0	0- 0	AWAY	0- 0	0- 0	2- 5			
0- 0	0- 0	0- 0	NEUTRAL	0- 0	0- 0	0- 0			

RPI S	Opponent	Score	RPI S	Opponent	Score	RPI S	Opponent	Score	RPI S	Opponent	Score	Team's RPI: 297
41	A Texas	69 85	70	A A&M-Corpus Christi	50 61	141	H Texas Southern	44 71	205	A UMKC	56 60	
			70	H A&M-Corpus Christi	54 59	205	H UMKC	58 72	234	N Nevada	57 62	
			75	A Kansas St.	66 79	238	A Grand Canyon	60 62	238	H Grand Canyon	66 47	
			79	A Southern California	43 80	252	A CSU Bakersfield	66 52	252	H CSU Bakersfield	74 65	
						280	N Long Beach St.	65 69	286	H California Baptist	87 68	
						290	A Utah Valley	54 61	290	H Utah Valley	67 76	
						309	A Seattle U	70 78	309	H Seattle U	85 81	
						313	A New Mexico St.	75 76	313	H New Mexico St.	74 63	
						316	H UTSA	75 64	348	A Chicago St.	87 67	
						348	H Chicago St.	77 68				
LAST 10 Division I												
238	H Grand Canyon	66 47	348	H Chicago St.	77 68							
252	H CSU Bakersfield	74 65	205	H UMKC	58 72							
313	H New Mexico St.	74 63	252	A CSU Bakersfield	66 52							
309	A Seattle U	70 78	238	A Grand Canyon	60 62							
290	A Utah Valley	54 61	313	A New Mexico St.	75 76							

Non-Div I Games: Tex. A&M-Kingsville 66 45 Tex. A&M Int'l 72 56 Texas Lutheran 98 46 Minot St. 75 56

UTRGV

Loss, Non-Conf, S Site, H Home A Away N Neutral



Average RPI Win:	282	WON-LOST	WINNING	LAST 10	STRENGTH OF	OPP. STRENGTH	TEAM	ADJ.	CONF.	ADJ CONF.
Average RPI Loss:	157	RECORD	PCT. RANK	GAMES	SCHEDULE	OF SCHEDULE	RPI	RPI	RPI	RPI
DIV. I ONLY	3- 22	332	0-10	142	166	316	316	13	13	
DIV. I NON-CONF.	1- 7	321	0	195	245	321	321	16	16	
TOTALS	RPI 1-25	RPI 26-50	W-L RECORDS	RPI 51-100	RPI 101-150	RPI 150+				
3- 22	0- 0	0- 3	OVERALL	0- 3	0- 4	3- 12				
2- 9	0- 0	0- 1	HOME	0- 2	0- 1	2- 5				
1- 12	0- 0	0- 2	AWAY	0- 1	0- 2	1- 7				
0- 1	0- 0	0- 0	NEUTRAL	0- 0	0- 1	0- 0				
1- 7	0- 0	0- 1	NON-CONFERENCE	0- 0	0- 2	1- 4				
1- 1	0- 0	0- 0	HOME	0- 0	0- 0	1- 1				
0- 5	0- 0	0- 1	AWAY	0- 0	0- 1	0- 3				
0- 1	0- 0	0- 0	NEUTRAL	0- 0	0- 1	0- 0				
2- 15	0- 0	0- 2	CONFERENCE	0- 3	0- 2	2- 8				
1- 8	0- 0	0- 1	HOME	0- 2	0- 1	1- 4				
1- 7	0- 0	0- 1	AWAY	0- 1	0- 1	1- 4				
0- 0	0- 0	0- 0	NEUTRAL	0- 0	0- 0	0- 0				

RPI S	Opponent	Score	RPI S	Opponent	Score	RPI S	Opponent	Score	RPI S	Opponent	Score	Team's RPI: 316
27	A Western Ky.	57 85	51	A Middle Tenn.	48 69	104	A UAB	55 94				
32	H Old Dominion	43 62	52	H Charlotte	47 67	104	H UAB	51 87				
41	A Texas	53 84	59	H Rice	62 74	106	N Utah	45 91				
						142	A Texas Tech	58 115				
						153	H Sam Houston St.	77 81				
						198	H Fla. Atlantic	53 80				
						203	A Southern Miss.	65 82				
						208	A UTEP	54 94				
						208	H UTEP	59 85				
						222	A Hawaii	50 62				
						240	A Marshall	53 66				
						245	A North Texas	55 94				
						245	H North Texas	55 79				
						248	A Texas St.	69 74				
						267	A Louisiana Tech	82 73				
						267	H Louisiana Tech	30 69				
						274	H Incarnate Word	63 56				
						297	A UTRGV	64 75				
						305	H FIU	60 45				
LAST 10 Division I												
267	H Louisiana Tech	30 69	240	A Marshall	53 66							
104	H UAB	51 87	52	H Charlotte	47 67							
245	A North Texas	55 94	32	H Old Dominion	43 62							
208	H UTEP	59 85	51	A Middle Tenn.	48 69							
27	A Western Ky.	57 85	104	A UAB	55 94							

Non-Div I Games: Texas Wesleyan 80 78 Southwest (NM) 79 62 Concordia (TX) 73 44

UTSA

Loss, Non-Conf, S Site, H Home A Away N Neutral

Average RPI Win:	167	WON-LOST	WINNING	LAST 10	STRENGTH OF	OPP. STRENGTH	TEAM	ADJ.	CONF.	ADJ CONF.
Average RPI Loss:	56	RECORD	PCT. RANK	GAMES	SCHEDULE	OF SCHEDULE	RPI	RPI	RPI	RPI
DIV. I ONLY	14- 17	201	4-6	35	17	106	106	1	1	
DIV. I NON-CONF.	7- 4	100	0	292	185	191	191	1	1	
TOTALS	RPI 1-25	RPI 26-50	W-L RECORDS	RPI 51-100	RPI 101-150	RPI 150+				
14- 17	0- 9	1- 2	OVERALL	3- 3	5- 1	5- 2				
6- 9	0- 4	1- 2	HOME	1- 1	0- 1	4- 1				
5- 7	0- 4	0- 0	AWAY	2- 2	3- 0	0- 1				
3- 1	0- 1	0- 0	NEUTRAL	0- 0	2- 0	1- 0				
7- 4	0- 0	0- 1	NON-CONFERENCE	1- 1	1- 0	5- 2				
4- 2	0- 0	0- 1	HOME	0- 0	0- 0	4- 1				
1- 2	0- 0	0- 0	AWAY	1- 1	0- 0	0- 1				
2- 0	0- 0	0- 0	NEUTRAL	0- 0	1- 0	1- 0				
7- 13	0- 9	1- 1	CONFERENCE	2- 2	4- 1	0- 0				
2- 7	0- 4	1- 1	HOME	1- 1	0- 1	0- 0				
4- 5	0- 4	0- 0	AWAY	1- 1	3- 0	0- 0				
1- 1	0- 1	0- 0	NEUTRAL	0- 0	1- 0	0- 0				

RPI	S	Opponent	Score	RPI	S	Opponent	Score	RPI	S	Opponent	Score	RPI	S	Opponent	Score	Team's RPI: 106
2	A	Oregon	51 88	26	H	Arizona	69 85	76	A	Cincinnati	62 68	107	A	Washington St.	78 66	
2	H	Oregon	63 90	30	H	South Dakota	81 84	79	A	Southern California	66 69	119	A	California	71 62	
2	N	Oregon	59 79	38	H	Arizona St.	75 71	79	H	Southern California	67 65	119	H	California	74 88	
7	A	Stanford	49 82					85	A	BYU	77 73	138	A	Washington	74 65	
7	H	Stanford	64 97					91	A	Colorado	84 69	138	N	Washington	72 63	
12	A	UCLA	54 77					91	H	Colorado	70 80	141	N	Texas Southern	61 52	
12	H	UCLA	54 84									188	H	Providence	60 67	
18	A	Oregon St.	48 77									210	H	Oral Roberts	78 58	
18	H	Oregon St.	65 77									234	H	Nevada	68 62	
												264	A	Xavier	63 70	
												312	H	Eastern Wash.	87 49	
												316	N	UTSA	91 45	
												326	H	Weber St.	75 46	
LAST 10 Division I																
2	N	Oregon	59 79	26	H	Arizona	69 85									
138	N	Washington	72 63	119	H	California	74 88									
12	A	UCLA	54 77	7	H	Stanford	64 97									
79	A	Southern California	66 69	107	A	Washington St.	78 66									
38	H	Arizona St.	75 71	138	A	Washington	74 65									

Non-Div I Games:

Utah

■ Loss, 
 ■ Non-Conf, 
 ■ S Site, 
 ■ H Home 
 ■ A Away 
 N Neutral

Average RPI Win:	230	WON-LOST	WINNING	LAST 10	STRENGTH OF	OPP. STRENGTH	TEAM	ADJ.	CONF.	ADJ CONF.
Average RPI Loss:	174	RECORD	PCT. RANK	GAMES	SCHEDULE	OF SCHEDULE	RPI	RPI	RPI	RPI
DIV. I ONLY	7- 23	308	2-8	140	210	279	279	17	17	
DIV. I NON-CONF.	4- 6	212	0	87	227	163	163	20	20	
TOTALS	RPI 1-25	RPI 26-50	W-L RECORDS	RPI 51-100	RPI 101-150	RPI 150+				
7- 23	0- 2	0- 0	OVERALL	1- 4	0- 3	6- 14				
3- 10	0- 0	0- 0	HOME	0- 2	0- 2	3- 6				
3- 12	0- 2	0- 0	AWAY	1- 2	0- 1	2- 7				
1- 1	0- 0	0- 0	NEUTRAL	0- 0	0- 0	1- 1				
4- 6	0- 2	0- 0	NON-CONFERENCE	0- 1	0- 1	4- 2				
3- 1	0- 0	0- 0	HOME	0- 0	0- 1	3- 0				
1- 5	0- 2	0- 0	AWAY	0- 1	0- 0	1- 2				
0- 0	0- 0	0- 0	NEUTRAL	0- 0	0- 0	0- 0				
3- 17	0- 0	0- 0	CONFERENCE	1- 3	0- 2	2- 12				
0- 9	0- 0	0- 0	HOME	0- 2	0- 1	0- 6				
2- 7	0- 0	0- 0	AWAY	1- 1	0- 1	1- 5				
1- 1	0- 0	0- 0	NEUTRAL	0- 0	0- 0	1- 1				

RPI 1-25				RPI 26-50				RPI 51-100				RPI 101+ Team's RPI: 279			
RPI	S	Opponent	Score	RPI	S	Opponent	Score	RPI	S	Opponent	Score	RPI	S	Opponent	Score
2	A	Oregon	52 109					66	A	Fresno St.	64 76	132	H	Portland	64 70
18	A	Oregon St.	46 75					66	H	Fresno St.	61 79	148	A	San Jose St.	38 76
								85	A	BYU	50 67	148	H	San Jose St.	61 76
								86	A	Boise St.	58 56	164	A	Wyoming	45 64
								86	H	Boise St.	59 65	164	H	Wyoming	54 65
												164	N	Wyoming	59 64
												176	H	Idaho St.	69 61
												218	A	Cal St. Fullerton	62 83
												220	A	UNLV	45 69
												220	H	UNLV	46 60
												228	H	New Mexico	52 54
												234	A	Nevada	60 69
												242	A	San Diego St.	62 66
												242	H	San Diego St.	51 59
												242	N	San Diego St.	81 79
												245	H	North Texas	66 55
												273	A	Air Force	53 52
												273	H	Air Force	45 62
												280	A	Long Beach St.	56 48
												290	A	Utah Valley	49 57
												291	A	Colorado St.	55 56
												291	H	Colorado St.	61 67
												309	H	Seattle U	70 63
LAST 10 Division I															
				164	N	Wyoming	59 64	66	H	Fresno St.	61 79				
				242	N	San Diego St.	81 79	291	H	Colorado St.	61 67				
				228	H	New Mexico	52 54	86	A	Boise St.	58 56				
				148	A	San Jose St.	38 76	220	A	UNLV	45 69				
				164	A	Wyoming	45 64	242	H	San Diego St.	51 59				

Non-Div I Games: Dixie St. 61 49

Utah St.

■ Loss, 
 ■ Non-Conf, 
 ■ S Site, 
 ■ Home 
 ■ A Away 
 N Neutral

# Utah Valley

Through Games Of March 6, 2020

Average RPI Win:	282	WON-LOST	WINNING	LAST 10	STRENGTH OF	OPP. STRENGTH	TEAM	ADJ.	CONF.	ADJ CONF.
Average RPI Loss:	226	RECORD	PCT. RANK	GAMES	SCHEDULE	OF SCHEDULE	RPI	RPI	RPI	RPI
DIV. I ONLY	10- 15	235	4-6	296	338	290	290	31	31	
DIV. I NON-CONF.	1- 9	326	0	263	285	339	339	32	32	
TOTALS	RPI 1-25	RPI 26-50	W-L RECORDS	RPI 51-100	RPI 101-150	RPI 150+				
10- 15	0- 0	0- 0	OVERALL	0- 2	0- 0	10- 13				
6- 7	0- 0	0- 0	HOME	0- 0	0- 0	6- 7				
4- 8	0- 0	0- 0	AWAY	0- 2	0- 0	4- 6				
0- 0	0- 0	0- 0	NEUTRAL	0- 0	0- 0	0- 0				
1- 9	0- 0	0- 0	NON-CONFERENCE	0- 2	0- 0	1- 7				
1- 4	0- 0	0- 0	HOME	0- 0	0- 0	1- 4				
0- 5	0- 0	0- 0	AWAY	0- 2	0- 0	0- 3				
0- 0	0- 0	0- 0	NEUTRAL	0- 0	0- 0	0- 0				
9- 6	0- 0	0- 0	CONFERENCE	0- 0	0- 0	9- 6				
5- 3	0- 0	0- 0	HOME	0- 0	0- 0	5- 3				
4- 3	0- 0	0- 0	AWAY	0- 0	0- 0	4- 3				
0- 0	0- 0	0- 0	NEUTRAL	0- 0	0- 0	0- 0				

RPI S	Opponent	Score	RPI S	Opponent	Score	RPI S	Opponent	Score	RPI S	Opponent	Score	Team's RPI: 290
						85	A BYU	57 71	152	H Montana	52 63	
						86	A Boise St.	69 77	173	H Southern Utah	58 71	
									176	H Idaho St.	61 88	
									205	A UMKC	53 61	
									205	H UMKC	62 41	
									234	H Nevada	57 60	
									238	A Grand Canyon	64 54	
									238	H Grand Canyon	59 66	
									247	A UC Santa Barbara	51 59	
									252	A CSU Bakersfield	63 56	
									252	H CSU Bakersfield	53 55	
									279	H Utah St.	57 49	
									286	A California Baptist	67 80	
									286	H California Baptist	74 57	
									297	A UTRGV	76 67	
									297	H UTRGV	61 54	
									308	A UC Riverside	53 67	
									309	A Seattle U	80 82	
									309	H Seattle U	70 58	
									313	A New Mexico St.	58 54	
									313	H New Mexico St.	58 65	
									326	A Weber St.	46 72	
									348	H Chicago St.	89 58	
LAST 10 Division I												
			205	A UMKC	53 61		297	H UTRGV	61 54			
			286	H California Baptist	74 57		309	A Seattle U	80 82			
			238	A Grand Canyon	64 54		286	A California Baptist	67 80			
			252	A CSU Bakersfield	63 56		238	H Grand Canyon	59 66			
			313	H New Mexico St.	58 65		252	H CSU Bakersfield	53 55			

Non-Div I Games: Antelope Valley 77 61 Ottawa (AZ) 99 50

Utah Valley

Loss, Non-Conf, S Site, H Home A Away N Neutral

Average RPI Win:	183	WON-LOST	WINNING	LAST 10	STRENGTH OF	OPP. STRENGTH	TEAM	ADJ.	CONF.	ADJ CONF.
Average RPI Loss:	102	RECORD	PCT. RANK	GAMES	SCHEDULE	OF SCHEDULE	RPI	RPI	RPI	RPI
DIV. I ONLY	19- 11	94	7-3	111	113	96	96	12	12	
DIV. I NON-CONF.	5- 8	221	0	100	128	205	205	12	12	
TOTALS	RPI 1-25	RPI 26-50	W-L RECORDS	RPI 51-100	RPI 101-150	RPI 150+				
19- 11	0- 0	1- 1	OVERALL	3- 5	5- 3	10- 2				
10- 5	0- 0	1- 0	HOME	2- 1	1- 3	6- 1				
7- 6	0- 0	0- 1	AWAY	1- 4	3- 0	3- 1				
2- 0	0- 0	0- 0	NEUTRAL	0- 0	1- 0	1- 0				
5- 8	0- 0	1- 0	NON-CONFERENCE	0- 5	0- 1	4- 2				
4- 3	0- 0	1- 0	HOME	0- 1	0- 1	3- 1				
0- 5	0- 0	0- 0	AWAY	0- 4	0- 0	0- 1				
1- 0	0- 0	0- 0	NEUTRAL	0- 0	0- 0	1- 0				
14- 3	0- 0	0- 1	CONFERENCE	3- 0	5- 2	6- 0				
6- 2	0- 0	0- 0	HOME	2- 0	1- 2	3- 0				
7- 1	0- 0	0- 1	AWAY	1- 0	3- 0	3- 0				
1- 0	0- 0	0- 0	NEUTRAL	0- 0	1- 0	0- 0				

RPI S	Opponent	Score	RPI S	Opponent	Score	RPI S	Opponent	Score	RPI S	Opponent	Score
32	H Old Dominion	62 49	48	A Dayton	67 72	51	A Middle Tenn.	63 86	105	H William & Mary	55 69
						57	A Boston College	52 87	122	A Richmond	57 42
						69	A South Fla.	55 77	122	H Richmond	53 50
						74	A Seton Hall	33 53	127	H Duquesne	76 79
						76	H Cincinnati	56 58	139	A Davidson	55 51
						80	H Fordham	62 52	139	N Davidson	58 52
						87	A Saint Louis	65 52	144	H George Washington	55 56
						87	H Saint Louis	67 60	145	A Massachusetts	61 46
									165	H N.C. A&T	58 69
									193	A La Salle	67 61
									203	A Southern Miss.	39 51
									212	A Rhode Island	75 54
									232	H Saint Joseph's	47 40
									237	H East Carolina	53 40
									243	H Appalachian St.	66 38
									249	A George Mason	82 63
									249	H George Mason	48 36
									294	H St. Bonaventure	56 47
									308	H UC Riverside	67 51
									314	N Omaha	74 66
LAST 10 Division I											
139	N Davidson	58 52	48	A Dayton	67 72	294	H St. Bonaventure	56 47			
139	A Davidson	55 51				144	H George Washington	55 56			
249	H George Mason	48 36				122	A Richmond	57 42			
87	H Saint Louis	67 60				127	H Duquesne	76 79			
193	A La Salle	67 61									

Non-Div I Games:

VCU

■ Loss, 
 ■ Non-Conf, 
 ■ S Site, 
 ■ H Home 
 ■ A Away 
 N Neutral

## Valparaiso

Through Games Of March 6, 2020

Average RPI Win:	239	WON-LOST	WINNING	LAST 10	STRENGTH OF	OPP. STRENGTH	TEAM	ADJ.	CONF.	ADJ CONF.
Average RPI Loss:	53	RECORD	PCT. RANK	GAMES	SCHEDULE	OF SCHEDULE	RPI	RPI	RPI	RPI
DIV. I ONLY	16- 12	132	5-5	202	94	143	143	8	8	
DIV. I NON-CONF.	8- 3	68	0	331	196	148	148	7	7	
TOTALS	RPI 1-25	RPI 26-50	W-L RECORDS	RPI 51-100	RPI 101-150	RPI 150+				
16- 12	0- 6	0- 2	OVERALL	2- 2	0- 1	14- 1				
8- 5	0- 2	0- 1	HOME	1- 1	0- 1	7- 0				
8- 6	0- 3	0- 1	AWAY	1- 1	0- 0	7- 1				
0- 1	0- 1	0- 0	NEUTRAL	0- 0	0- 0	0- 0				
8- 3	0- 2	0- 0	NON-CONFERENCE	0- 0	0- 0	8- 1				
4- 0	0- 0	0- 0	HOME	0- 0	0- 0	4- 0				
4- 2	0- 1	0- 0	AWAY	0- 0	0- 0	4- 1				
0- 1	0- 1	0- 0	NEUTRAL	0- 0	0- 0	0- 0				
8- 9	0- 4	0- 2	CONFERENCE	2- 2	0- 1	6- 0				
4- 5	0- 2	0- 1	HOME	1- 1	0- 1	3- 0				
4- 4	0- 2	0- 1	AWAY	1- 1	0- 0	3- 0				
0- 0	0- 0	0- 0	NEUTRAL	0- 0	0- 0	0- 0				

RPI S Opponent Score	RPI S Opponent Score	RPI S Opponent Score	RPI S Opponent Score	Team's RPI: 143
8 A Missouri St. 70 85	45 A Bradley 69 90	65 A UNI 70 77	101 H Southern Ill. 51 67	
8 H Missouri St. 68 81	45 H Bradley 61 75	65 H UNI 72 69	159 A Toledo 61 54	
11 A Northwestern 48 69		68 A Illinois St. 78 70	161 A Loyola Chicago 70 57	
19 N Ohio St. 38 89		68 H Illinois St. 60 72	161 H Loyola Chicago 66 64	
24 A Drake 66 87			199 A Eastern Ill. 78 66	
24 H Drake 79 83			219 A North Dakota 63 65	
			241 H Bowling Green 95 90	
			268 A North Dakota St. 66 54	
			271 A Indiana St. 75 56	
			271 H Indiana St. 61 45	
			282 H Morehead St. 55 53	
			331 A Evansville 88 66	
			331 H Evansville 72 54	
			332 A Detroit Mercy 77 58	
			341 H UIC 63 37	
			348 H Chicago St. 95 49	
LAST 10 Division I				
8 A Missouri St. 70 85	45 A Bradley 69 90			
24 H Drake 79 83	271 H Indiana St. 61 45			
65 H UNI 72 69	331 H Evansville 72 54			
161 A Loyola Chicago 70 57	65 A UNI 70 77			
68 A Illinois St. 78 70	24 A Drake 66 87			

Non-Div I Games:

Valparaiso

■ Loss, 
■ Non-Conf, S Site, 
■ Home 
■ Away 
N Neutral

# Vanderbilt

Through Games Of March 6, 2020

Average RPI Win:	182	WON-LOST	WINNING	LAST 10	STRENGTH OF	OPP. STRENGTH	TEAM	ADJ.	CONF.	ADJ CONF.
Average RPI Loss:	59	RECORD	PCT. RANK	GAMES	SCHEDULE	OF SCHEDULE	RPI	RPI	RPI	RPI
DIV. I ONLY	14- 16	191	2-8	43	58	126	126	4	4	
DIV. I NON-CONF.	10- 3	57	0	107	229	72	72	5	5	
TOTALS	RPI 1-25	RPI 26-50	W-L RECORDS	RPI 51-100	RPI 101-150	RPI 150+				
14- 16	1- 5	0- 3	OVERALL	2- 4	3- 3	8- 1				
10- 6	1- 3	0- 1	HOME	1- 1	2- 0	6- 1				
3- 7	0- 2	0- 1	AWAY	1- 2	1- 2	1- 0				
1- 3	0- 0	0- 1	NEUTRAL	0- 1	0- 1	1- 0				
10- 3	0- 1	0- 1	NON-CONFERENCE	1- 1	2- 0	7- 0				
7- 1	0- 1	0- 0	HOME	1- 0	1- 0	5- 0				
2- 0	0- 0	0- 0	AWAY	0- 0	1- 0	1- 0				
1- 2	0- 0	0- 1	NEUTRAL	0- 1	0- 0	1- 0				
4- 13	1- 4	0- 2	CONFERENCE	1- 3	1- 3	1- 1				
3- 5	1- 2	0- 1	HOME	0- 1	1- 0	1- 1				
1- 7	0- 2	0- 1	AWAY	1- 2	0- 2	0- 0				
0- 1	0- 0	0- 0	NEUTRAL	0- 0	0- 1	0- 0				

RPI S	Opponent	Score	RPI S	Opponent	Score	RPI S	Opponent	Score	RPI S	Opponent	Score	Team's RPI: 126
1	A South Carolina	44 95	31	H Arkansas	66 100	60	A Georgia	63 55	108	H Columbia	72 51	
1	H South Carolina	57 93	36	A LSU	55 61	63	A Tennessee	63 67	111	A Auburn	62 70	
6	H UConn	51 64	47	N Rutgers	56 62	63	H Tennessee	69 78	111	H Auburn	77 55	
13	H Mississippi St.	52 68				67	A Alabama	61 98	111	N Auburn	67 77	
17	A Texas A&M	53 74				74	N Seton Hall	65 69	135	A Florida	60 68	
23	H Kentucky	70 64				87	H Saint Louis	62 50	138	A Washington	76 74	
									170	H Missouri	66 78	
									185	H Radford	80 46	
									197	H Furman	74 46	
									207	H Tennessee Tech	75 61	
									244	H Jacksonville St.	88 66	
									276	N UC Irvine	76 63	
									288	H Eastern Ky.	75 69	
									296	H Ole Miss	63 47	
									333	A Tennessee St.	106 55	
LAST 10 Division I												
111	N Auburn	67 77	1	A South Carolina	44 95							
23	H Kentucky	70 64	17	A Texas A&M	53 74							
36	A LSU	55 61	296	H Ole Miss	63 47							
63	A Tennessee	63 67	111	A Auburn	62 70							
170	H Missouri	66 78	63	H Tennessee	69 78							

Non-Div I Games:

Vanderbilt

Loss, Non-Conf, S Site, H Home A Away N Neutral

Average RPI Win:	306	WON-LOST	WINNING	LAST 10	STRENGTH OF	OPP. STRENGTH	TEAM	ADJ.	CONF.	ADJ CONF.
Average RPI Loss:	186	RECORD	PCT. RANK	GAMES	SCHEDULE	OF SCHEDULE	RPI	RPI	RPI	RPI
DIV. I ONLY	11- 18	250	3-7	331	306	307	307	26	26	
DIV. I NON-CONF.	5- 7	205	0	328	322	305	305	27	27	
TOTALS	RPI 1-25	RPI 26-50	W-L RECORDS	RPI 51-100	RPI 101-150	RPI 150+				
11- 18	0- 0	0- 0	OVERALL	0- 3	0- 1	11- 14				
8- 6	0- 0	0- 0	HOME	0- 1	0- 1	8- 4				
3- 12	0- 0	0- 0	AWAY	0- 2	0- 0	3- 10				
0- 0	0- 0	0- 0	NEUTRAL	0- 0	0- 0	0- 0				
5- 7	0- 0	0- 0	NON-CONFERENCE	0- 1	0- 1	5- 5				
4- 2	0- 0	0- 0	HOME	0- 0	0- 1	4- 1				
1- 5	0- 0	0- 0	AWAY	0- 1	0- 0	1- 4				
0- 0	0- 0	0- 0	NEUTRAL	0- 0	0- 0	0- 0				
6- 11	0- 0	0- 0	CONFERENCE	0- 2	0- 0	6- 9				
4- 4	0- 0	0- 0	HOME	0- 1	0- 0	4- 3				
2- 7	0- 0	0- 0	AWAY	0- 1	0- 0	2- 6				
0- 0	0- 0	0- 0	NEUTRAL	0- 0	0- 0	0- 0				

RPI S	Opponent	Score	RPI S	Opponent	Score	RPI S	Opponent	Score	RPI S	Opponent	Score	Team's RPI: 307
						82	A Stony Brook	49 67	145	H Massachusetts	49 83	
						82	H Stony Brook	68 72	161	A Loyola Chicago	76 78	
						92	A Minnesota	58 90	163	A Binghamton	53 76	
									163	H Binghamton	65 62	
									168	A Maine	66 78	
									168	A Maine	59 70	
									168	H Maine	47 65	
									171	A Dartmouth	55 72	
									179	A Merrimack	53 78	
									212	A Rhode Island	74 77	
									213	A UMass Lowell	47 61	
									213	H UMass Lowell	58 62	
									262	A New Hampshire	44 42	
									262	H New Hampshire	51 59	
									269	H Saint Francis (PA)	69 73	
									293	A UMBC	47 54	
									293	H UMBC	60 58	
									315	A Albany (NY)	49 58	
									315	H Albany (NY)	52 36	
									319	H Navy	64 56	
									323	H Bryant	71 66	
									329	H NJIT	65 59	
									334	A LIU Brooklyn	73 62	
									337	H Canisius	76 53	
									344	A Hartford	63 53	
									344	H Hartford	62 51	
LAST 10 Division I												
			168	A Maine	66 78		262	A New Hampshire	44 42			
			213	H UMass Lowell	58 62		344	H Hartford	62 51			
			293	A UMBC	47 54		168	A Maine	59 70			
			82	H Stony Brook	68 72		315	H Albany (NY)	52 36			
			163	A Binghamton	53 76		262	H New Hampshire	51 59			

Non-Div I Games: Norwich 86 40

Vermont

Loss, Non-Conf, S Site, H Home A Away N Neutral



Villanova

Through Games Of March 6, 2020

Average RPI Win:	152	WON-LOST	WINNING	LAST 10	STRENGTH OF	OPP. STRENGTH	TEAM	ADJ.	CONF.	ADJ CONF.
Average RPI Loss:	78	RECORD	PCT. RANK	GAMES	SCHEDULE	OF SCHEDULE	RPI	RPI	RPI	RPI
DIV. I ONLY	18- 12	117	7-3	79	66	78	78	6	6	
DIV. I NON-CONF.	6- 5	151	0	63	61	87	87	6	6	
TOTALS	RPI 1-25	RPI 26-50	W-L RECORDS	RPI 51-100	RPI 101-150	RPI 150+				
18- 12	1- 1	1- 5	OVERALL	6- 3	0- 2	10- 1				
9- 5	1- 0	1- 2	HOME	2- 2	0- 1	5- 0				
8- 7	0- 1	0- 3	AWAY	4- 1	0- 1	4- 1				
1- 0	0- 0	0- 0	NEUTRAL	0- 0	0- 0	1- 0				
6- 5	0- 0	0- 2	NON-CONFERENCE	3- 0	0- 2	3- 1				
3- 2	0- 0	0- 1	HOME	1- 0	0- 1	2- 0				
3- 3	0- 0	0- 1	AWAY	2- 0	0- 1	1- 1				
0- 0	0- 0	0- 0	NEUTRAL	0- 0	0- 0	0- 0				
12- 7	1- 1	1- 3	CONFERENCE	3- 3	0- 0	7- 0				
6- 3	1- 0	1- 1	HOME	1- 2	0- 0	3- 0				
5- 4	0- 1	0- 2	AWAY	2- 1	0- 0	3- 0				
1- 0	0- 0	0- 0	NEUTRAL	0- 0	0- 0	1- 0				

RPI 1-25				RPI 26-50				RPI 51-100 Team's RPI: 78				RPI 101+			
RPI	S	Opponent	Score	RPI	S	Opponent	Score	RPI	S	Opponent	Score	RPI	S	Opponent	Score
20	A	DePaul	69 85	29	A	Marquette	52 57	60	A	Georgia	63 58	117	A	Temple	69 74
20	H	DePaul	76 58	29	H	Marquette	61 47	61	A	St. John's (NY)	67 62	144	H	George Washington	56 68
				35	H	James Madison	52 56	61	H	St. John's (NY)	66 64	188	A	Providence	74 63
				39	A	Drexel	52 54	64	H	Penn	70 58	188	H	Providence	51 49
				46	A	Creighton	47 67	74	A	Seton Hall	61 55	189	H	Manhattan	63 51
				46	H	Creighton	42 58	74	H	Seton Hall	63 65	193	A	La Salle	77 69
								80	A	Fordham	73 66	201	A	American	54 76
								94	A	Butler	61 63	232	H	Saint Joseph's	60 44
								94	H	Butler	41 58	254	A	Georgetown	48 40
												254	H	Georgetown	74 53
												264	A	Xavier	55 54
												264	H	Xavier	66 54
												264	N	Xavier	64 56
LAST 10 Division I															
264	N	Xavier	64 56	254	A	Georgetown	48 40								
188	A	Providence	74 63	94	A	Butler	61 63								
46	A	Creighton	47 67	264	A	Xavier	55 54								
20	H	DePaul	76 58	74	H	Seton Hall	63 65								
29	H	Marquette	61 47	61	H	St. John's (NY)	66 64								

Non-Div I Games:

Villanova

Loss, Non-Conf, S Site, H Home A Away N Neutral

## Virginia

Through Games Of March 6, 2020

Average RPI Win:	122	WON-LOST	WINNING	LAST 10	STRENGTH OF	OPP. STRENGTH	TEAM	ADJ.	CONF.	ADJ CONF.
Average RPI Loss:	54	RECORD	PCT. RANK	GAMES	SCHEDULE	OF SCHEDULE	RPI	RPI	RPI	RPI
DIV. I ONLY	13- 17	209	5-5	3	37	72	72	5	5	
DIV. I NON-CONF.	5- 6	187	0	1	25	36	36	4	4	
TOTALS	RPI 1-25	RPI 26-50	W-L RECORDS	RPI 51-100	RPI 101-150	RPI 150+				
13- 17	1- 8	4- 3	OVERALL	2- 3	2- 3	4- 0				
9- 5	1- 3	3- 1	HOME	1- 0	2- 1	2- 0				
4- 10	0- 4	1- 2	AWAY	1- 2	0- 2	2- 0				
0- 2	0- 1	0- 0	NEUTRAL	0- 1	0- 0	0- 0				
5- 6	0- 4	3- 1	NON-CONFERENCE	0- 1	0- 0	2- 0				
3- 2	0- 2	3- 0	HOME	0- 0	0- 0	0- 0				
2- 3	0- 1	0- 1	AWAY	0- 1	0- 0	2- 0				
0- 1	0- 1	0- 0	NEUTRAL	0- 0	0- 0	0- 0				
8- 11	1- 4	1- 2	CONFERENCE	2- 2	2- 3	2- 0				
6- 3	1- 1	0- 1	HOME	1- 0	2- 1	2- 0				
2- 7	0- 3	1- 1	AWAY	1- 1	0- 2	0- 0				
0- 1	0- 0	0- 0	NEUTRAL	0- 1	0- 0	0- 0				

RPI	S	Opponent	Score	RPI	S	Opponent	Score	RPI	S	Opponent	Score	RPI	S	Opponent	Score
5	A	Louisville	56 71	32	H	Old Dominion	56 53	57	A	Boston College	69 52	110	A	Wake Forest	56 62
6	A	UConn	44 83	35	H	James Madison	55 49	79	A	Southern California	49 59	116	H	Miami (FL)	69 64
12	H	UCLA	62 73	37	A	Florida St.	55 63	81	A	Georgia Tech	51 61	118	H	Notre Dame	90 60
13	N	Mississippi St.	59 72	40	A	Virginia Tech	86 76	99	H	Syracuse	57 41	149	A	North Carolina	68 78
22	A	NC State	60 80	40	H	Virginia Tech	61 69	99	N	Syracuse	50 67	149	H	North Carolina	47 65
22	H	NC State	64 75	47	A	Rutgers	63 73					220	A	UNLV	63 55
23	H	Kentucky	47 50	49	H	Bucknell	84 60					221	H	Clemson	70 54
25	A	Duke	47 62									283	H	Pittsburgh	66 55
25	H	Duke	66 63									285	A	CSUN	72 47
LAST 10 Division I															
99	N	Syracuse	50 67	116	H	Miami (FL)	69 64								
22	H	NC State	64 75	37	A	Florida St.	55 63								
283	H	Pittsburgh	66 55	221	H	Clemson	70 54								
40	A	Virginia Tech	86 76	99	H	Syracuse	57 41								
25	A	Duke	47 62	149	A	North Carolina	68 78								

Non-Div I Games:

Virginia

■ Loss, 
 ■ Non-Conf, 
 ■ S Site, 
 ■ H Home 
 ■ A Away 
 N Neutral

## Virginia Tech

Through Games Of March 6, 2020

Average RPI Win:	141	WON-LOST	WINNING	LAST 10	STRENGTH OF	OPP. STRENGTH	TEAM	ADJ.	CONF.	ADJ CONF.
Average RPI Loss:	50	RECORD	PCT. RANK	GAMES	SCHEDULE	OF SCHEDULE	RPI	RPI	RPI	RPI
DIV. I ONLY	21- 9	62	6-4	62	49	40	40	5	5	
DIV. I NON-CONF.	10- 1	20	0	118	92	27	27	4	4	
TOTALS	RPI 1-25	RPI 26-50	W-L RECORDS	RPI 51-100	RPI 101-150	RPI 150+				
21- 9	1- 4	1- 1	OVERALL	5- 3	7- 1	7- 0				
13- 2	1- 1	1- 0	HOME	2- 1	4- 0	5- 0				
5- 5	0- 3	0- 1	AWAY	1- 1	3- 0	1- 0				
3- 2	0- 0	0- 0	NEUTRAL	2- 1	0- 1	1- 0				
10- 1	0- 0	1- 0	NON-CONFERENCE	2- 1	2- 0	5- 0				
6- 0	0- 0	1- 0	HOME	0- 0	2- 0	3- 0				
1- 0	0- 0	0- 0	AWAY	0- 0	0- 0	1- 0				
3- 1	0- 0	0- 0	NEUTRAL	2- 1	0- 0	1- 0				
11- 8	1- 4	0- 1	CONFERENCE	3- 2	5- 1	2- 0				
7- 2	1- 1	0- 0	HOME	2- 1	2- 0	2- 0				
4- 5	0- 3	0- 1	AWAY	1- 1	3- 0	0- 0				
0- 1	0- 0	0- 0	NEUTRAL	0- 0	0- 1	0- 0				

RPI 1-25				RPI 26-50				Team's RPI: 40				RPI 51-100				RPI 101+			
RPI	S	Opponent	Score	RPI	S	Opponent	Score	RPI	S	Opponent	Score	RPI	S	Opponent	Score	RPI	S	Opponent	Score
5	A	Louisville	53 70	37	A	Florida St.	62 86	55	N	Belmont	60 58	103	H	Liberty	73 69				
22	A	NC State	69 76	44	H	Purdue	67 54	57	H	Boston College	70 49	110	A	Wake Forest	73 62				
22	H	NC State	59 71					59	N	Rice	54 45	110	N	Wake Forest	55 58				
25	A	Duke	67 72					60	N	Georgia	72 77	116	H	Miami (FL)	69 45				
25	H	Duke	70 56					72	A	Virginia	69 61	118	A	Notre Dame	68 62				
								72	H	Virginia	76 86	139	H	Davidson	88 68				
								81	H	Georgia Tech	64 61	149	A	North Carolina	72 63				
								99	A	Syracuse	65 67	149	H	North Carolina	76 70				
												160	N	Wichita St.	84 63				
												178	H	Gardner-Webb	87 65				
												221	H	Clemson	71 50				
												249	A	George Mason	77 58				
												269	H	Saint Francis (PA)	105 41				
												283	H	Pittsburgh	68 56				
												317	H	UMES	86 43				
LAST 10 Division I																			
110	N	Wake Forest	55 58	110	A	Wake Forest	73 62												
5	A	Louisville	53 70	81	H	Georgia Tech	64 61												
25	H	Duke	70 56	149	A	North Carolina	72 63												
72	H	Virginia	76 86	22	H	NC State	59 71												
118	A	Notre Dame	68 62	116	H	Miami (FL)	69 45												

Non-Div I Games:

Virginia Tech

■ Loss, 
 ■ Non-Conf, 
 ■ S Site, 
 ■ H Home 
 ■ A Away 
 N Neutral

Average RPI Win: <b>317</b>	WON-LOST	WINNING	LAST 10	STRENGTH OF	OPP. STRENGTH	TEAM	ADJ.	CONF.	ADJ CONF.
Average RPI Loss: <b>189</b>	RECORD	PCT. RANK	GAMES	SCHEDULE	OF SCHEDULE	RPI	RPI	RPI	RPI
DIV. I ONLY	<b>9- 19</b>	<b>277</b>	<b>3-7</b>	<b>258</b>	<b>340</b>	<b>306</b>	<b>306</b>	<b>30</b>	<b>30</b>
DIV. I NON-CONF.	<b>3- 7</b>	<b>252</b>	<b>0</b>	<b>62</b>	<b>281</b>	<b>215</b>	<b>215</b>	<b>30</b>	<b>30</b>
TOTALS	RPI 1-25	RPI 26-50	W-L RECORDS	RPI 51-100	RPI 101-150	RPI 150+			
9- 19	0- 1	0- 0	OVERALL	0- 4	0- 5	9- 9			
7- 6	0- 0	0- 0	HOME	0- 1	0- 2	7- 3			
2- 13	0- 1	0- 0	AWAY	0- 3	0- 3	2- 6			
0- 0	0- 0	0- 0	NEUTRAL	0- 0	0- 0	0- 0			
3- 7	0- 1	0- 0	NON-CONFERENCE	0- 4	0- 1	3- 1			
3- 1	0- 0	0- 0	HOME	0- 1	0- 0	3- 0			
0- 6	0- 1	0- 0	AWAY	0- 3	0- 1	0- 1			
0- 0	0- 0	0- 0	NEUTRAL	0- 0	0- 0	0- 0			
6- 12	0- 0	0- 0	CONFERENCE	0- 0	0- 4	6- 8			
4- 5	0- 0	0- 0	HOME	0- 0	0- 2	4- 3			
2- 7	0- 0	0- 0	AWAY	0- 0	0- 2	2- 5			
0- 0	0- 0	0- 0	NEUTRAL	0- 0	0- 0	0- 0			

RPI	S	Opponent	Score	RPI	S	Opponent	Score	RPI	S	Opponent	Score	RPI	S	Opponent	Score	Team's RPI: 306
3	A	Maryland	56 <b>119</b>					53	A	Yale	68 <b>87</b>	113	A	Colgate	58 <b>74</b>	
								82	H	Stony Brook	45 <b>66</b>	115	A	Robert Morris	47 <b>51</b>	
								94	A	Butler	58 <b>74</b>	115	H	Robert Morris	35 <b>77</b>	
								95	A	Rider	63 <b>77</b>	150	A	Mt. St. Mary's	63 <b>78</b>	
												150	H	Mt. St. Mary's	52 <b>67</b>	
												179	A	Merrimack	44 <b>55</b>	
												259	A	Youngstown St.	42 <b>64</b>	
												269	A	Saint Francis (PA)	50 <b>51</b>	
												269	H	Saint Francis (PA)	55 50	
												293	H	UMBC	67 60	
												299	H	Sacred Heart	65 <b>79</b>	
												303	A	Fairleigh Dickinson	53 <b>57</b>	
												303	H	Fairleigh Dickinson	61 <b>62</b>	
												321	A	St. Francis Brooklyn	74 53	
												321	H	St. Francis Brooklyn	74 66	
												322	H	Saint Peter's	90 89	
												323	A	Bryant	58 45	
												323	H	Bryant	53 <b>65</b>	
												329	H	NJIT	61 59	
												334	A	LIU Brooklyn	52 <b>66</b>	
												334	H	LIU Brooklyn	63 61	
												345	A	Central Conn. St.	63 <b>66</b>	
												345	H	Central Conn. St.	63 56	
LAST 10 Division I																
323	H	Bryant	53 <b>65</b>	150	H	Mt. St. Mary's	52 <b>67</b>									
303	A	Fairleigh Dickinson	53 <b>57</b>	179	A	Merrimack	44 <b>55</b>									
334	A	LIU Brooklyn	52 <b>66</b>	115	H	Robert Morris	35 <b>77</b>									
321	A	St. Francis Brooklyn	74 53	269	H	Saint Francis (PA)	55 50									
345	H	Central Conn. St.	63 56	303	H	Fairleigh Dickinson	61 <b>62</b>									

Non-Div I Games: Staten Island 81 57

Wagner

■ Loss, 
 ■ Non-Conf, 
 ■ S Site, 
 ■ Home 
 ■ A Away 
 N Neutral

## Wake Forest

## Through Games Of March 6, 2020

Average RPI Win:	144	WON-LOST	WINNING	LAST 10	STRENGTH OF	OPP. STRENGTH	TEAM	ADJ.	CONF.	ADJ CONF.
Average RPI Loss:	93	RECORD	PCT. RANK	GAMES	SCHEDULE	OF SCHEDULE	RPI	RPI	RPI	RPI
DIV. I ONLY	16- 16	172	4-6	54	69	110	110	5	5	
DIV. I NON-CONF.	7- 4	100	0	123	201	110	110	4	4	
TOTALS	RPI 1-25	RPI 26-50	W-L RECORDS	RPI 51-100	RPI 101-150	RPI 150+				
16- 16	1- 2	2- 4	OVERALL	3- 4	4- 4	6- 2				
9- 6	0- 0	0- 2	HOME	3- 1	2- 3	4- 0				
3- 9	1- 2	0- 1	AWAY	0- 3	0- 1	2- 2				
4- 1	0- 0	2- 1	NEUTRAL	0- 0	2- 0	0- 0				
7- 4	0- 0	1- 0	NON-CONFERENCE	0- 2	2- 1	4- 1				
4- 2	0- 0	0- 0	HOME	0- 1	1- 1	3- 0				
1- 2	0- 0	0- 0	AWAY	0- 1	0- 0	1- 1				
2- 0	0- 0	1- 0	NEUTRAL	0- 0	1- 0	0- 0				
9- 12	1- 2	1- 4	CONFERENCE	3- 2	2- 3	2- 1				
5- 4	0- 0	0- 2	HOME	3- 0	1- 2	1- 0				
2- 7	1- 2	0- 1	AWAY	0- 2	0- 1	1- 1				
2- 1	0- 0	1- 1	NEUTRAL	0- 0	1- 0	0- 0				

RPI	S	Opponent	Score	RPI	S	Opponent	Score	RPI	S	Opponent	Score	RPI	S	Opponent	Score	Team's RPI: 110
5	A	Louisville	61 75	37	A	Florida St.	67 78	52	H	Charlotte	65 77	116	A	Miami (FL)	56 59	
22	A	NC State	45 59	37	H	Florida St.	65 70	57	A	Boston College	54 67	116	H	Miami (FL)	63 79	
25	A	Duke	60 58	37	N	Florida St.	47 76	61	A	St. John's (NY)	74 82	118	H	Notre Dame	71 75	
				40	H	Virginia Tech	62 73	72	H	Virginia	62 56	129	H	Campbell	74 46	
				40	N	Virginia Tech	58 55	81	A	Georgia Tech	52 62	133	H	UNC Greensboro	65 67	
				48	N	Dayton	78 59	81	H	Georgia Tech	65 60	135	N	Florida	73 68	
								99	H	Syracuse	65 60	149	H	North Carolina	82 79	
												149	N	North Carolina	83 73	
												177	A	Elon	69 57	
												221	A	Clemson	66 52	
												221	H	Clemson	63 58	
												237	H	East Carolina	76 53	
												263	H	Col. of Charleston	106 50	
												265	H	UNCW	65 55	
												283	A	Pittsburgh	48 53	
												287	A	ETSU	60 67	
LAST 10 Division I																
				37	N	Florida St.	47 76	37	A	Florida St.	67 78					
				40	N	Virginia Tech	58 55	40	H	Virginia Tech	62 73					
				149	N	North Carolina	83 73	221	A	Clemson	66 52					
				116	H	Miami (FL)	63 79	81	A	Georgia Tech	52 62					
				149	H	North Carolina	82 79	118	H	Notre Dame	71 75					

Non-Div I Games:

Wake Forest

■ Loss, 
■ Non-Conf, 
■ S Site, 
■ H Home 
■ A Away 
N Neutral

## Washington

Through Games Of March 6, 2020

Average RPI Win:	165	WON-LOST	WINNING	LAST 10	STRENGTH OF	OPP. STRENGTH	TEAM	ADJ.	CONF.	ADJ CONF.
Average RPI Loss:	71	RECORD	PCT. RANK	GAMES	SCHEDULE	OF SCHEDULE	RPI	RPI	RPI	RPI
DIV. I ONLY	13- 17	209	3-7	51	30	138	138	1	1	
DIV. I NON-CONF.	8- 3	68	0	231	224	149	149	1	1	
TOTALS	RPI 1-25	RPI 26-50	W-L RECORDS	RPI 51-100	RPI 101-150	RPI 150+				
13- 17	2- 5	0- 4	OVERALL	2- 1	3- 5	6- 2				
7- 9	1- 1	0- 2	HOME	2- 0	0- 4	4- 2				
3- 7	0- 4	0- 2	AWAY	0- 1	3- 0	0- 0				
3- 1	1- 0	0- 0	NEUTRAL	0- 0	0- 1	2- 0				
8- 3	1- 0	0- 0	NON-CONFERENCE	0- 0	1- 1	6- 2				
4- 3	0- 0	0- 0	HOME	0- 0	0- 1	4- 2				
1- 0	0- 0	0- 0	AWAY	0- 0	1- 0	0- 0				
3- 0	1- 0	0- 0	NEUTRAL	0- 0	0- 0	2- 0				
5- 14	1- 5	0- 4	CONFERENCE	2- 1	2- 4	0- 0				
3- 6	1- 1	0- 2	HOME	2- 0	0- 3	0- 0				
2- 7	0- 4	0- 2	AWAY	0- 1	2- 0	0- 0				
0- 1	0- 0	0- 0	NEUTRAL	0- 0	0- 1	0- 0				

RPI	S	Opponent	Score	RPI	S	Opponent	Score	RPI	S	Opponent	Score	RPI	S	Opponent	Score	Team's RPI: 138
2	A	Oregon	56 92	26	A	Arizona	53 64	79	A	Southern California	78 81	106	H	Utah	65 74	
7	A	Stanford	56 77	26	H	Arizona	58 66	79	H	Southern California	75 66	106	N	Utah	63 72	
7	H	Stanford	41 58	38	A	Arizona St.	68 72	91	H	Colorado	61 52	107	A	Washington St.	65 56	
12	A	UCLA	80 85	38	H	Arizona St.	50 67					107	H	Washington St.	59 66	
12	H	UCLA	74 68									114	A	San Diego	65 47	
15	N	Iowa	70 63									119	A	California	67 64	
18	A	Oregon St.	61 75									119	H	California	74 81	
												126	H	Vanderbilt	74 76	
												162	H	Tulane	62 64	
												215	H	San Francisco	73 54	
												222	H	Hawaii	50 62	
												239	N	Iona	65 34	
												252	H	CSU Bakersfield	80 49	
												261	N	Howard	75 58	
												309	H	Seattle U	78 46	
												326	H	Weber St.	94 41	
LAST 10 Division I																
106	N	Utah	63 72	38	A	Arizona St.	68 72									
2	A	Oregon	56 92	26	A	Arizona	53 64									
18	A	Oregon St.	61 75	91	H	Colorado	61 52									
12	H	UCLA	74 68	106	H	Utah	65 74									
79	H	Southern California	75 66	119	H	California	74 81									

Non-Div I Games:

Washington

■ Loss, 
■ Non-Conf, 
■ S Site, 
■ H Home 
■ A Away 
N Neutral

Washington St.

Through Games Of March 6, 2020

Average RPI Win:	177	WON-LOST	WINNING	LAST 10	STRENGTH OF	OPP. STRENGTH	TEAM	ADJ.	CONF.	ADJ CONF.
Average RPI Loss:	38	RECORD	PCT. RANK	GAMES	SCHEDULE	OF SCHEDULE	RPI	RPI	RPI	RPI
DIV. I ONLY	11- 20	269	1-9	4	19	107	107	1	1	
DIV. I NON-CONF.	7- 5	131	0	24	80	67	67	1	1	
TOTALS	RPI 1-25	RPI 26-50	W-L RECORDS	RPI 51-100	RPI 101-150	RPI 150+				
11- 20	0- 11	0- 4	OVERALL	3- 2	3- 3	5- 0				
7- 8	0- 3	0- 2	HOME	2- 1	1- 2	4- 0				
3- 8	0- 4	0- 2	AWAY	1- 1	2- 1	0- 0				
1- 4	0- 4	0- 0	NEUTRAL	0- 0	0- 0	1- 0				
7- 5	0- 4	0- 0	NON-CONFERENCE	2- 0	0- 1	5- 0				
5- 1	0- 1	0- 0	HOME	1- 0	0- 0	4- 0				
1- 1	0- 0	0- 0	AWAY	1- 0	0- 1	0- 0				
1- 3	0- 3	0- 0	NEUTRAL	0- 0	0- 0	1- 0				
4- 15	0- 7	0- 4	CONFERENCE	1- 2	3- 2	0- 0				
2- 7	0- 2	0- 2	HOME	1- 1	1- 2	0- 0				
2- 7	0- 4	0- 2	AWAY	0- 1	2- 0	0- 0				
0- 1	0- 1	0- 0	NEUTRAL	0- 0	0- 0	0- 0				

RPI S	Opponent	Score	RPI S	Opponent	Score	RPI S	Opponent	Score	RPI S	Opponent	Score	Team's RPI: 107
1 N	South Carolina	53 68	26 A	Arizona	57 72	79 A	Southern California	63 74	106 H	Utah	66 78	
2 A	Oregon	57 88	26 H	Arizona	67 74	79 H	Southern California	60 66	116 A	Miami (FL)	68 74	
4 N	Baylor	66 89	38 A	Arizona St.	59 62	85 H	BYU	67 50	119 A	California	96 75	
7 A	Stanford	58 77	38 H	Arizona St.	56 65	86 A	Boise St.	80 68	119 H	California	92 66	
7 H	Stanford	49 71				91 H	Colorado	69 59	138 A	Washington	66 59	
10 H	Gonzaga	53 76							138 H	Washington	56 65	
12 A	UCLA	50 66							187 H	Pepperdine	85 48	
12 H	UCLA	62 70							236 N	Southern U.	69 54	
14 N	Indiana	44 78							276 H	UC Irvine	87 59	
18 A	Oregon St.	58 73							285 H	CSUN	71 61	
18 N	Oregon St.	55 82							328 H	Ark.-Pine Bluff	85 56	
LAST 10 Division I												
18 N	Oregon St.	55 82	26 A	Arizona	57 72							
18 A	Oregon St.	58 73	38 A	Arizona St.	59 62							
2 A	Oregon	57 88	106 H	Utah	66 78							
79 H	Southern California	60 66	91 H	Colorado	69 59							
12 H	UCLA	62 70	7 H	Stanford	49 71							

Non-Div I Games:

Washington St.

Loss, Non-Conf, S Site, H Home A Away N Neutral

Average RPI Win:	284	WON-LOST	WINNING	LAST 10	STRENGTH OF	OPP. STRENGTH	TEAM	ADJ.	CONF.	ADJ CONF.
Average RPI Loss:	171	RECORD	PCT. RANK	GAMES	SCHEDULE	OF SCHEDULE	RPI	RPI	RPI	RPI
DIV. I ONLY	4- 25	329	1-9	231	200	326	326	18	18	
DIV. I NON-CONF.	2- 7	288	0	194	180	266	266	17	17	
TOTALS	RPI 1-25	RPI 26-50	W-L RECORDS	RPI 51-100	RPI 101-150	RPI 150+				
4- 25	0- 1	0- 0	OVERALL	0- 2	0- 6	4- 16				
2- 10	0- 0	0- 0	HOME	0- 1	0- 2	2- 7				
2- 15	0- 1	0- 0	AWAY	0- 1	0- 4	2- 9				
0- 0	0- 0	0- 0	NEUTRAL	0- 0	0- 0	0- 0				
2- 7	0- 1	0- 0	NON-CONFERENCE	0- 0	0- 4	2- 2				
1- 1	0- 0	0- 0	HOME	0- 0	0- 1	1- 0				
1- 6	0- 1	0- 0	AWAY	0- 0	0- 3	1- 2				
0- 0	0- 0	0- 0	NEUTRAL	0- 0	0- 0	0- 0				
2- 18	0- 0	0- 0	CONFERENCE	0- 2	0- 2	2- 14				
1- 9	0- 0	0- 0	HOME	0- 1	0- 1	1- 7				
1- 9	0- 0	0- 0	AWAY	0- 1	0- 1	1- 7				
0- 0	0- 0	0- 0	NEUTRAL	0- 0	0- 0	0- 0				

RPI	S	Opponent	Score	RPI	S	Opponent	Score	RPI	S	Opponent	Score	RPI	S	Opponent	Score	Team's RPI: 326
12	A	UCLA	45 85					62	A	Montana St.	52 81	106	A	Utah	46 75	
								62	H	Montana St.	67 102	109	A	Idaho	50 70	
												109	H	Idaho	57 91	
												130	A	Pacific	53 76	
												132	H	Portland	59 78	
												138	A	Washington	41 94	
												152	A	Montana	57 85	
												152	H	Montana	46 78	
												173	A	Southern Utah	66 82	
												173	H	Southern Utah	71 87	
												175	A	Northern Ariz.	61 92	
												175	H	Northern Ariz.	82 88	
												176	A	Idaho St.	41 55	
												176	H	Idaho St.	54 65	
												196	A	Portland St.	63 88	
												196	H	Portland St.	57 76	
												208	A	UTEP	51 70	
												225	A	Northern Colo.	65 60	
												225	H	Northern Colo.	65 69	
												290	H	Utah Valley	72 46	
												304	A	Sacramento St.	52 58	
												304	H	Sacramento St.	67 91	
												308	A	UC Riverside	64 54	
												312	A	Eastern Wash.	53 63	
												312	H	Eastern Wash.	83 77	
												313	A	New Mexico St.	47 77	
LAST 10 Division I																
312	H	Eastern Wash.	83 77	62	H	Montana St.	67 102									
109	H	Idaho	57 91	152	H	Montana	46 78									
196	A	Portland St.	63 88	175	A	Northern Ariz.	61 92									
173	A	Southern Utah	66 82	304	A	Sacramento St.	52 58									
176	A	Idaho St.	41 55	225	H	Northern Colo.	65 69									

Non-Div I Games:

Weber St.

■ Loss, 
■ Non-Conf, 
■ S Site, 
■ H Home 
■ A Away 
N Neutral



## West Virginia

Through Games Of March 6, 2020

Average RPI Win:	152	WON-LOST	WINNING	LAST 10	STRENGTH OF	OPP. STRENGTH	TEAM	ADJ.	CONF.	ADJ CONF.
Average RPI Loss:	48	RECORD	PCT. RANK	GAMES	SCHEDULE	OF SCHEDULE	RPI	RPI	RPI	RPI
DIV. I ONLY	17- 11	108	4-6	47	35	56	56	3	3	
DIV. I NON-CONF.	10- 1	20	0	162	170	42	42	3	3	
TOTALS	RPI 1-25	RPI 26-50	W-L RECORDS	RPI 51-100	RPI 101-150	RPI 150+				
17- 11	1- 3	2- 3	OVERALL	2- 5	5- 0	7- 0				
9- 4	0- 1	2- 0	HOME	0- 3	2- 0	5- 0				
4- 6	1- 2	0- 2	AWAY	1- 2	2- 0	0- 0				
4- 1	0- 0	0- 1	NEUTRAL	1- 0	1- 0	2- 0				
10- 1	1- 0	0- 1	NON-CONFERENCE	1- 0	1- 0	7- 0				
5- 0	0- 0	0- 0	HOME	0- 0	0- 0	5- 0				
1- 0	1- 0	0- 0	AWAY	0- 0	0- 0	0- 0				
4- 1	0- 0	0- 1	NEUTRAL	1- 0	1- 0	2- 0				
7- 10	0- 3	2- 2	CONFERENCE	1- 5	4- 0	0- 0				
4- 4	0- 1	2- 0	HOME	0- 3	2- 0	0- 0				
3- 6	0- 2	0- 2	AWAY	1- 2	2- 0	0- 0				
0- 0	0- 0	0- 0	NEUTRAL	0- 0	0- 0	0- 0				

RPI 1-25				RPI 26-50				RPI 51-100				Team's RPI: 56	RPI 101+			
RPI	S	Opponent	Score	RPI	S	Opponent	Score	RPI	S	Opponent	Score		RPI	S	Opponent	Score
4	A	Baylor	51 91	41	A	Texas	44 50	58	A	Oklahoma St.	57 60		102	N	Michigan St.	63 57
4	H	Baylor	39 64	41	H	Texas	68 63	58	H	Oklahoma St.	55 57		124	A	Kansas	68 49
13	A	Mississippi St.	71 65	46	N	Creighton	75 82	75	A	Kansas St.	74 63		124	H	Kansas	60 53
21	A	TCU	60 73	50	A	Iowa St.	58 61	75	H	Kansas St.	55 56		142	A	Texas Tech	71 69
				50	H	Iowa St.	79 71	83	A	Oklahoma	58 68		142	H	Texas Tech	67 60
								83	H	Oklahoma	49 73		157	N	Norfolk St.	72 55
								99	N	Syracuse	71 69		185	H	Radford	74 37
													194	H	Cornell	68 62
													228	N	New Mexico	73 60
													269	H	Saint Francis (PA)	74 45
													302	H	Presbyterian	56 40
													336	H	Coppin St.	82 47
LAST 10 Division I																
142	A	Texas Tech	71 69	142	H	Texas Tech	67 60	75	H	Kansas St.	55 56					
50	A	Iowa St.	58 61	58	A	Oklahoma St.	57 60	83	A	Oklahoma	58 68					
4	H	Baylor	39 64	50	H	Iowa St.	79 71									
124	H	Kansas	60 53													
41	A	Texas	44 50													

Non-Div I Games:

West Virginia

■ Loss, 
 ■ Non-Conf, 
 ■ S Site, 
 ■ H Home 
 ■ A Away 
 N Neutral

# Western Caro.

# Through Games Of March 6, 2020

Average RPI Win:	292	WON-LOST	WINNING	LAST 10	STRENGTH OF	OPP. STRENGTH	TEAM	ADJ.	CONF.	ADJ CONF.
Average RPI Loss:	206	RECORD	PCT. RANK	GAMES	SCHEDULE	OF SCHEDULE	RPI	RPI	RPI	RPI
DIV. I ONLY	3- 25	336	2-8	275	326	342	342	27	27	
DIV. I NON-CONF.	1- 12	335	0	207	346	334	334	21	21	
TOTALS	RPI 1-25	RPI 26-50	W-L RECORDS	RPI 51-100	RPI 101-150	RPI 150+				
3- 25	0- 0	0- 0	OVERALL	0- 1	0- 5	3- 19				
2- 12	0- 0	0- 0	HOME	0- 1	0- 2	2- 9				
1- 12	0- 0	0- 0	AWAY	0- 0	0- 3	1- 9				
0- 1	0- 0	0- 0	NEUTRAL	0- 0	0- 0	0- 1				
1- 12	0- 0	0- 0	NON-CONFERENCE	0- 1	0- 3	1- 8				
1- 6	0- 0	0- 0	HOME	0- 1	0- 1	1- 4				
0- 6	0- 0	0- 0	AWAY	0- 0	0- 2	0- 4				
0- 0	0- 0	0- 0	NEUTRAL	0- 0	0- 0	0- 0				
2- 13	0- 0	0- 0	CONFERENCE	0- 0	0- 2	2- 11				
1- 6	0- 0	0- 0	HOME	0- 0	0- 1	1- 5				
1- 6	0- 0	0- 0	AWAY	0- 0	0- 1	1- 5				
0- 1	0- 0	0- 0	NEUTRAL	0- 0	0- 0	0- 1				

RPI S	Opponent	Score	RPI S	Opponent	Score	RPI S	Opponent	Score	RPI S	Opponent	Score	Team's RPI: 342
						84 H	Coastal Caro.	43 66	129 H	Campbell	40 61	
									133 A	UNC Greensboro	43 54	
									133 H	UNC Greensboro	61 72	
									139 A	Davidson	51 101	
									149 A	North Carolina	55 92	
									158 A	Samford	53 70	
									158 H	Samford	50 62	
									158 N	Samford	62 77	
									177 A	Elon	24 68	
									178 A	Gardner-Webb	62 88	
									190 H	Cleveland St.	61 68	
									197 A	Furman	53 69	
									197 H	Furman	59 69	
									207 H	Tennessee Tech	58 62	
									209 A	Chattanooga	61 53	
									209 H	Chattanooga	52 59	
									258 H	UNC Asheville	47 64	
									263 A	Col. of Charleston	62 73	
									266 H	Winthrop	60 63	
									272 A	Wofford	63 76	
									272 H	Wofford	58 65	
									287 A	ETSU	49 76	
									287 H	ETSU	57 62	
									325 A	Mercer	54 60	
									325 H	Mercer	51 40	
									325 H	Mercer	51 40	
									330 A	USC Upstate	62 70	
LAST 10 Division I												
			158 N	Samford	62 77		133 H	UNC Greensboro	61 72			
			158 A	Samford	53 70		209 A	Chattanooga	61 53			
			325 A	Mercer	54 60		287 A	ETSU	49 76			
			272 H	Wofford	58 65		325 H	Mercer	51 40			
			197 H	Furman	59 69		158 H	Samford	50 62			

Non-Div I Games: Southern Wesleyan 70 37 UVa-Wise 64 55

Western Caro.

Loss, Non-Conf, S Site, H Home A Away N Neutral

RPI	S	Opponent	Score
343	H	Charleston So.	69 64

W  
e  
s  
t  
e  
r  
n  
C  
a  
r  
o  
.

W  
e  
s  
t  
e  
r  
n  
C  
a  
r  
o  
.

Western Caro.

Average RPI Win: 268		WON-LOST	WINNING	LAST 10	STRENGTH OF	OPP. STRENGTH	TEAM	ADJ.	CONF.	ADJ CONF.
Average RPI Loss: 108		RECORD	PCT. RANK	GAMES	SCHEDULE	OF SCHEDULE	RPI	RPI	RPI	RPI
DIV. I ONLY		12- 14	198	5-5	218	163	206	206	19	19
DIV. I NON-CONF.		3- 7	252	0	167	63	239	239	18	18
TOTALS		RPI 1-25	RPI 26-50	W-L RECORDS	RPI 51-100	RPI 101-150	RPI 150+			
12- 14	0- 1		0- 4	OVERALL	1- 3	0- 1	11- 5			
8- 3	0- 0		0- 2	HOME	1- 1	0- 0	7- 0			
4- 9	0- 1		0- 2	AWAY	0- 2	0- 0	4- 4			
0- 2	0- 0		0- 0	NEUTRAL	0- 0	0- 1	0- 1			
3- 7	0- 1		0- 2	NON-CONFERENCE	1- 1	0- 1	2- 2			
2- 1	0- 0		0- 1	HOME	1- 0	0- 0	1- 0			
1- 4	0- 1		0- 1	AWAY	0- 1	0- 0	1- 1			
0- 2	0- 0		0- 0	NEUTRAL	0- 0	0- 1	0- 1			
9- 7	0- 0		0- 2	CONFERENCE	0- 2	0- 0	9- 3			
6- 2	0- 0		0- 1	HOME	0- 1	0- 0	6- 0			
3- 5	0- 0		0- 1	AWAY	0- 1	0- 0	3- 3			
0- 0	0- 0		0- 0	NEUTRAL	0- 0	0- 0	0- 0			

RPI 1-25				RPI 26-50				RPI 51-100				RPI 101+				Team's RPI: 206	
RPI	S	Opponent	Score	RPI	S	Opponent	Score	RPI	S	Opponent	Score	RPI	S	Opponent	Score		
24	A	Drake	75 94	30	A	South Dakota	51 88	68	A	Illinois St.	65 78	101	N	Southern Ill.	65 79		
				30	H	South Dakota	65 96	73	A	South Dakota St.	45 75	170	A	Missouri	89 97		
				44	A	Purdue	59 66	73	H	South Dakota St.	48 89	199	N	Eastern Ill.	52 60		
				45	H	Bradley	49 84	97	H	Southeast Mo. St.	97 91	210	A	Oral Roberts	60 71		
												210	H	Oral Roberts	75 61		
												219	A	North Dakota	71 77		
												219	H	North Dakota	91 74		
												229	A	Denver	78 84		
												229	H	Denver	82 75		
												268	A	North Dakota St.	79 78		
												268	H	North Dakota St.	86 79		
												271	H	Indiana St.	83 72		
												314	A	Omaha	83 69		
												314	H	Omaha	79 66		
												340	A	Purdue Fort Wayne	83 74		
												340	H	Purdue Fort Wayne	79 68		
												348	A	Chicago St.	88 78		
EAST 10 Division I																	
				229	A	Denver	78 84	340	A	Purdue Fort Wayne	83 74						
				210	A	Oral Roberts	60 71	268	H	North Dakota St.	86 79						
				314	H	Omaha	79 66	73	H	South Dakota St.	48 89						
				219	H	North Dakota	91 74	219	A	North Dakota	71 77						
				30	A	South Dakota	51 88	314	A	Omaha	83 69						

Non-Div I Games:	Culver-Stockton	82	76	Ill.-Springfield	91	51	Mo. Baptist	90	69
------------------	-----------------	----	----	------------------	----	----	-------------	----	----

Western Ill.

■ Loss, ■ Non-Conf, S Site, H Home A Away N Neutral

Average RPI Win:	171	WON-LOST	WINNING	LAST 10	STRENGTH OF	OPP. STRENGTH	TEAM	ADJ.	CONF.	ADJ CONF.
Average RPI Loss:	91	RECORD	PCT. RANK	GAMES	SCHEDULE	OF SCHEDULE	RPI	RPI	RPI	RPI
DIV. I ONLY	21- 7	41	9-1	85	95	27	27	13	13	
DIV. I NON-CONF.	8- 3	68	0	95	15	33	33	16	16	
TOTALS	RPI 1-25	RPI 26-50	W-L RECORDS	RPI 51-100	RPI 101-150	RPI 150+				
21- 7	1- 1	0- 2	OVERALL	6- 2	1- 0	13- 2				
12- 0	1- 0	0- 0	HOME	4- 0	1- 0	6- 0				
8- 7	0- 1	0- 2	AWAY	2- 2	0- 0	6- 2				
1- 0	0- 0	0- 0	NEUTRAL	0- 0	0- 0	1- 0				
8- 3	1- 1	0- 1	NON-CONFERENCE	3- 0	0- 0	4- 1				
4- 0	1- 0	0- 0	HOME	2- 0	0- 0	1- 0				
3- 3	0- 1	0- 1	AWAY	1- 0	0- 0	2- 1				
1- 0	0- 0	0- 0	NEUTRAL	0- 0	0- 0	1- 0				
13- 4	0- 0	0- 1	CONFERENCE	3- 2	1- 0	9- 1				
8- 0	0- 0	0- 0	HOME	2- 0	1- 0	5- 0				
5- 4	0- 0	0- 1	AWAY	1- 2	0- 0	4- 1				
0- 0	0- 0	0- 0	NEUTRAL	0- 0	0- 0	0- 0				

RPI 1-25				RPI 26-50				Team's RPI: 27				RPI 51-100				RPI 101+			
RPI	S	Opponent	Score	RPI	S	Opponent	Score	RPI	S	Opponent	Score	RPI	S	Opponent	Score	RPI	S	Opponent	Score
5	A	Louisville	56 75	32	A	Old Dominion	65 76	51	A	Middle Tenn.	103 108	104	H	UAB	69 65				
16	H	Central Mich.	93 58	44	A	Purdue	50 67	51	H	Middle Tenn.	71 63	158	A	Samford	88 84				
								52	A	Charlotte	60 56	198	A	Fla. Atlantic	69 56				
								52	H	Charlotte	71 60	198	H	Fla. Atlantic	68 59				
								55	H	Belmont	77 46	200	H	Little Rock	77 58				
								59	A	Rice	65 73	202	A	Saint Mary's (CA)	73 80				
								71	A	Ball St.	91 86	203	A	Southern Miss.	81 65				
								83	H	Oklahoma	74 63	208	H	UTEP	78 65				
												240	A	Marshall	74 65				
												240	H	Marshall	79 65				
												245	A	North Texas	54 61				
												255	N	Tulsa	76 63				
												267	A	Louisiana Tech	84 75				
												305	H	FIU	71 51				
												316	H	UTSA	85 57				
												325	A	Mercer	75 62				
LAST 10 Division I																			
				52	H	Charlotte	71 60	208	H	UTEP	78 65								
				51	A	Middle Tenn.	103 108	203	A	Southern Miss.	81 65								
				198	A	Fla. Atlantic	69 56	267	A	Louisiana Tech	84 75								
				240	H	Marshall	79 65	305	H	FIU	71 51								
				316	H	UTSA	85 57	198	H	Fla. Atlantic	68 59								

Non-Div I Games:

Western Ky.

■ Loss, 
■ Non-Conf, S Site, 
■ Home 
■ Away 
N Neutral

Average RPI Win:	210	WON-LOST	WINNING	LAST 10	STRENGTH OF	OPP. STRENGTH	TEAM	ADJ.	CONF.	ADJ CONF.
Average RPI Loss:	124	RECORD	PCT. RANK	GAMES	SCHEDULE	OF SCHEDULE	RPI	RPI	RPI	RPI
DIV. I ONLY	16- 11	125	6-4	213	136	134	134	10	10	
DIV. I NON-CONF.	6- 4	123	0	303	308	196	196	10	10	
TOTALS	RPI 1-25	RPI 26-50	W-L RECORDS	RPI 51-100	RPI 101-150	RPI 150+				
16- 11	0- 2	0- 1	OVERALL	1- 3	1- 0	14- 5				
8- 3	0- 1	0- 0	HOME	1- 0	1- 0	6- 2				
6- 7	0- 1	0- 1	AWAY	0- 2	0- 0	6- 3				
2- 1	0- 0	0- 0	NEUTRAL	0- 1	0- 0	2- 0				
6- 4	0- 0	0- 1	NON-CONFERENCE	0- 1	0- 0	6- 2				
2- 1	0- 0	0- 0	HOME	0- 0	0- 0	2- 1				
2- 2	0- 0	0- 1	AWAY	0- 0	0- 0	2- 1				
2- 1	0- 0	0- 0	NEUTRAL	0- 1	0- 0	2- 0				
10- 7	0- 2	0- 0	CONFERENCE	1- 2	1- 0	8- 3				
6- 2	0- 1	0- 0	HOME	1- 0	1- 0	4- 1				
4- 5	0- 1	0- 0	AWAY	0- 2	0- 0	4- 2				
0- 0	0- 0	0- 0	NEUTRAL	0- 0	0- 0	0- 0				

RPI 1-25				RPI 26-50				RPI 51-100				RPI 101+ Team's RPI: 134			
RPI	S	Opponent	Score	RPI	S	Opponent	Score	RPI	S	Opponent	Score	RPI	S	Opponent	Score
16	A	Central Mich.	60 76	28	A	Michigan	55 76	71	A	Ball St.	65 68	121	H	Buffalo	74 62
16	H	Central Mich.	70 80					82	N	Stony Brook	47 50	156	A	Akron	56 51
								88	H	Ohio	73 72	156	H	Akron	79 71
								98	A	Kent St.	63 75	159	A	Toledo	70 58
												159	H	Toledo	84 72
												161	A	Loyola Chicago	70 60
												183	A	Eastern Mich.	53 49
												183	H	Eastern Mich.	79 83
												184	A	Northern Ill.	68 65
												184	H	Northern Ill.	63 50
												198	H	Fla. Atlantic	79 80
												208	A	UTEP	46 76
												227	A	Miami (OH)	67 70
												229	N	Denver	79 70
												241	A	Bowling Green	63 72
												241	H	Bowling Green	69 55
												313	N	New Mexico St.	79 76
												332	H	Detroit Mercy	82 67
												341	A	UIC	80 52
												348	H	Chicago St.	90 69
LAST 10 Division I															
183	A	Eastern Mich.	53 49	184	A	Northern Ill.	68 65								
184	H	Northern Ill.	63 50	121	H	Buffalo	74 62								
16	A	Central Mich.	60 76	183	H	Eastern Mich.	79 83								
159	A	Toledo	70 58	227	A	Miami (OH)	67 70								
241	H	Bowling Green	69 55	71	A	Ball St.	65 68								

Non-Div I Games: Kentucky St. 80 41

Western Mich.

Average RPI Win:	214	WON-LOST	WINNING	LAST 10	STRENGTH OF	OPP. STRENGTH	TEAM	ADJ.	CONF.	ADJ CONF.
Average RPI Loss:	112	RECORD	PCT. RANK	GAMES	SCHEDULE	OF SCHEDULE	RPI	RPI	RPI	RPI
DIV. I ONLY	16- 14	157	5-5	185	98	160	160	9	9	
DIV. I NON-CONF.	8- 5	117	0	179	165	135	135	9	9	
TOTALS	RPI 1-25	RPI 26-50	W-L RECORDS	RPI 51-100	RPI 101-150	RPI 150+				
16- 14	0- 2	0- 3	OVERALL	2- 3	2- 0	12- 6				
9- 6	0- 0	0- 0	HOME	1- 3	1- 0	7- 3				
5- 7	0- 2	0- 2	AWAY	0- 0	1- 0	4- 3				
2- 1	0- 0	0- 1	NEUTRAL	1- 0	0- 0	1- 0				
8- 5	0- 1	0- 2	NON-CONFERENCE	2- 1	0- 0	6- 1				
6- 1	0- 0	0- 0	HOME	1- 1	0- 0	5- 0				
1- 3	0- 1	0- 1	AWAY	0- 0	0- 0	1- 1				
1- 1	0- 0	0- 1	NEUTRAL	1- 0	0- 0	0- 0				
8- 9	0- 1	0- 1	CONFERENCE	0- 2	2- 0	6- 5				
3- 5	0- 0	0- 0	HOME	0- 2	1- 0	2- 3				
4- 4	0- 1	0- 1	AWAY	0- 0	1- 0	3- 2				
1- 0	0- 0	0- 0	NEUTRAL	0- 0	0- 0	1- 0				

RPI	S	Opponent	Score	RPI	S	Opponent	Score	RPI	S	Opponent	Score	RPI	S	Opponent	Score	Team's RPI: 160
6	A	UConn	55 83	34	A	UCF	50 95	62	N	Montana St.	66 64	117	A	Temple	85 75	
8	A	Missouri St.	55 68	40	N	Virginia Tech	63 84	65	H	UNI	50 61	117	H	Temple	72 70	
				46	A	Creighton	46 56	69	H	South Fla.	50 56	162	A	Tulane	69 68	
								76	H	Cincinnati	54 75	162	H	Tulane	56 61	
								83	H	Oklahoma	88 83	183	H	Eastern Mich.	63 52	
												192	H	Memphis	60 69	
												210	A	Oral Roberts	66 79	
												214	A	Houston	56 64	
												214	N	Houston	72 64	
												226	A	SMU	44 64	
												226	H	SMU	67 72	
												236	H	Southern U.	69 63	
												237	A	East Carolina	61 53	
												237	H	East Carolina	57 55	
												255	A	Tulsa	70 61	
												255	H	Tulsa	57 46	
												267	A	Louisiana Tech	88 80	
												320	H	Houston Baptist	59 42	
												328	H	Ark.-Pine Bluff	100 50	
												347	H	Grambling	77 65	
LAST 10 Division I																
				214	N	Houston	72 64					162	A	Tulane	69 68	
				34	A	UCF	50 95					192	H	Memphis	60 69	
				76	H	Cincinnati	54 75					117	A	Temple	85 75	
				255	A	Tulsa	70 61					237	H	East Carolina	57 55	
				226	H	SMU	67 72					226	A	SMU	44 64	

Non-Div I Games:

Wichita St.

■ Loss, 
 ■ Non-Conf, 
 ■ S Site, 
 ■ Home 
 ■ A Away 
 N Neutral

William & Mary

Through Games Of March 6, 2020

Average RPI Win:	230	WON-LOST	WINNING	LAST 10	STRENGTH OF	OPP. STRENGTH	TEAM	ADJ.	CONF.	ADJ CONF.
Average RPI Loss:	97	RECORD	PCT. RANK	GAMES	SCHEDULE	OF SCHEDULE	RPI	RPI	RPI	RPI
DIV. I ONLY	21- 7	41	8-2	289	134	105	105	14	14	
DIV. I NON-CONF.	9- 2	37	0	298	167	106	106	13	13	
TOTALS	RPI 1-25	RPI 26-50	W-L RECORDS	RPI 51-100	RPI 101-150	RPI 150+				
21- 7	0- 0	0- 4	OVERALL	1- 0	2- 2	18- 1				
10- 3	0- 0	0- 2	HOME	0- 0	1- 0	9- 1				
11- 4	0- 0	0- 2	AWAY	1- 0	1- 2	9- 0				
0- 0	0- 0	0- 0	NEUTRAL	0- 0	0- 0	0- 0				
9- 2	0- 0	0- 1	NON-CONFERENCE	1- 0	1- 1	7- 0				
4- 1	0- 0	0- 1	HOME	0- 0	0- 0	4- 0				
5- 1	0- 0	0- 0	AWAY	1- 0	1- 1	3- 0				
0- 0	0- 0	0- 0	NEUTRAL	0- 0	0- 0	0- 0				
12- 5	0- 0	0- 3	CONFERENCE	0- 0	1- 1	11- 1				
6- 2	0- 0	0- 1	HOME	0- 0	1- 0	5- 1				
6- 3	0- 0	0- 2	AWAY	0- 0	0- 1	6- 0				
0- 0	0- 0	0- 0	NEUTRAL	0- 0	0- 0	0- 0				

RPI 1-25			RPI 26-50			RPI 51-100			RPI 101+			Team's RPI: 105			
RPI	S	Opponent	Score	RPI	S	Opponent	Score	RPI	S	Opponent	Score	RPI	S	Opponent	Score
				32	H	Old Dominion	58 69	96	A	VCU	69 55	122	A	Richmond	73 76
				35	A	James Madison	70 84					144	A	George Washington	63 51
				39	A	Drexel	74 84					147	A	Northeastern	55 61
				39	H	Drexel	54 61					147	H	Northeastern	80 64
												157	H	Norfolk St.	65 56
												177	A	Elon	84 77
												177	H	Elon	74 61
												180	A	Delaware	78 60
												180	H	Delaware	68 58
												186	A	Towson	83 75
												186	H	Towson	66 62
												237	A	East Carolina	78 68
												263	A	Col. of Charleston	80 74
												263	H	Col. of Charleston	85 60
												265	A	UNCW	63 55
												265	H	UNCW	55 72
												277	A	Delaware St.	73 52
												278	A	Army West Point	77 65
												293	H	UMBC	76 48
												317	H	UMES	78 50
												327	A	Hofstra	66 53
												327	H	Hofstra	71 42
												344	H	Hartford	61 44
LAST 10 Division I															
				186	H	Towson	66 62			147	H	Northeastern	80 64		
				177	H	Elon	74 61			265	A	UNCW	63 55		
				180	A	Delaware	78 60			263	A	Col. of Charleston	80 74		
				39	A	Drexel	74 84			177	A	Elon	84 77		
				327	H	Hofstra	71 42			39	H	Drexel	54 61		

Non-Div I Games:

William & Mary

Loss, Non-Conf, S Site, H Home A Away N Neutral



## Winthrop

Through Games Of March 6, 2020

Average RPI Win:	280	WON-LOST	WINNING	LAST 10	STRENGTH OF	OPP. STRENGTH	TEAM	ADJ.	CONF.	ADJ CONF.
Average RPI Loss:	191	RECORD	PCT. RANK	GAMES	SCHEDULE	OF SCHEDULE	RPI	RPI	RPI	RPI
DIV. I ONLY	11- 17	237	2-8	265	320	266	266	25	25	
DIV. I NON-CONF.	3- 6	235	0	289	299	275	275	28	28	
TOTALS	RPI 1-25	RPI 26-50	W-L RECORDS	RPI 51-100	RPI 101-150	RPI 150+				
11- 17	0- 1	0- 1	OVERALL	0- 0	1- 3	10- 12				
5- 7	0- 0	0- 0	HOME	0- 0	1- 1	4- 6				
6- 9	0- 1	0- 1	AWAY	0- 0	0- 2	6- 5				
0- 1	0- 0	0- 0	NEUTRAL	0- 0	0- 0	0- 1				
3- 6	0- 1	0- 1	NON-CONFERENCE	0- 0	0- 0	3- 4				
0- 3	0- 0	0- 0	HOME	0- 0	0- 0	0- 3				
3- 2	0- 1	0- 1	AWAY	0- 0	0- 0	3- 0				
0- 1	0- 0	0- 0	NEUTRAL	0- 0	0- 0	0- 1				
8- 11	0- 0	0- 0	CONFERENCE	0- 0	1- 3	7- 8				
5- 4	0- 0	0- 0	HOME	0- 0	1- 1	4- 3				
3- 7	0- 0	0- 0	AWAY	0- 0	0- 2	3- 5				
0- 0	0- 0	0- 0	NEUTRAL	0- 0	0- 0	0- 0				

RPI 1-25				RPI 26-50				RPI 51-100				RPI 101+ Team's RPI: 266			
RPI	S	Opponent	Score	RPI	S	Opponent	Score	RPI	S	Opponent	Score	RPI	S	Opponent	Score
23	A	Kentucky	36 91	32	A	Old Dominion	44 68					129	A	Campbell	47 63
												129	H	Campbell	58 61
												136	A	Hampton	48 62
												136	H	Hampton	72 66
												178	A	Gardner-Webb	59 71
												178	H	Gardner-Webb	49 54
												181	A	High Point	61 94
												181	H	High Point	69 63
												185	A	Radford	53 54
												185	H	Radford	50 56
												239	H	Iona	61 68
												258	A	UNC Asheville	55 65
												258	H	UNC Asheville	43 50
												263	H	Col. of Charleston	73 84
												265	A	UNCW	75 63
												272	N	Wofford	59 60
												275	A	Longwood	63 60
												275	H	Longwood	74 63
												292	A	N.C. Central	56 46
												300	H	Ga. Southern	47 91
												302	A	Presbyterian	54 88
												302	H	Presbyterian	61 54
												330	A	USC Upstate	52 38
												342	A	Western Caro.	63 60
												343	A	Charleston So.	58 53
												343	H	Charleston So.	56 46
LAST 10 Division I															
				302	A	Presbyterian	54 88					258	A	UNC Asheville	55 65
				185	H	Radford	50 56					136	A	Hampton	48 62
				275	A	Longwood	63 60					343	H	Charleston So.	56 46
				178	H	Gardner-Webb	49 54					181	A	High Point	61 94
				129	H	Campbell	58 61					258	H	UNC Asheville	43 50

Non-Div I Games:

Winthrop

■ Loss, 
■ Non-Conf, 
■ S Site, 
■ H Home 
■ A Away 
N Neutral

Average RPI Win:	208	WON-LOST	WINNING	LAST 10	STRENGTH OF	OPP. STRENGTH	TEAM	ADJ.	CONF.	ADJ CONF.
Average RPI Loss:	48	RECORD	PCT. RANK	GAMES	SCHEDULE	OF SCHEDULE	RPI	RPI	RPI	RPI
DIV. I ONLY	12- 19	244	2-8	46	54	146	146	2	2	
DIV. I NON-CONF.	8- 3	68	0	149	248	79	79	2	2	
TOTALS	RPI 1-25	RPI 26-50	W-L RECORDS	RPI 51-100	RPI 101-150	RPI 150+				
12- 19	0- 6	0- 7	OVERALL	2- 5	1- 1	9- 0				
7- 8	0- 3	0- 3	HOME	0- 2	1- 0	6- 0				
3- 9	0- 3	0- 2	AWAY	1- 3	0- 1	2- 0				
2- 2	0- 0	0- 2	NEUTRAL	1- 0	0- 0	1- 0				
8- 3	0- 0	0- 1	NON-CONFERENCE	1- 2	1- 0	6- 0				
6- 0	0- 0	0- 0	HOME	0- 0	1- 0	5- 0				
1- 2	0- 0	0- 0	AWAY	0- 2	0- 0	1- 0				
1- 1	0- 0	0- 1	NEUTRAL	1- 0	0- 0	0- 0				
4- 16	0- 6	0- 6	CONFERENCE	1- 3	0- 1	3- 0				
1- 8	0- 3	0- 3	HOME	0- 2	0- 0	1- 0				
2- 7	0- 3	0- 2	AWAY	1- 1	0- 1	1- 0				
1- 1	0- 0	0- 1	NEUTRAL	0- 0	0- 0	1- 0				

RPI S	Opponent	Score	RPI S	Opponent	Score	RPI S	Opponent	Score	RPI S	Opponent	Score	Team's RPI: 146
3	H Maryland	56 85	28	H Michigan	56 68	71	N Ball St.	67 56	102	A Michigan St.	52 69	
11	H Northwestern	66 82	31	N Arkansas	64 68	81	A Georgia Tech	41 60	137	H North Florida	75 62	
14	A Indiana	65 75	44	A Purdue	61 72	89	A Nebraska	50 65	199	H Eastern Ill.	63 55	
15	A Iowa	71 97	44	H Purdue	59 62	89	H Nebraska	71 72	204	A Illinois	73 64	
15	H Iowa	78 85	47	A Rutgers	43 63	91	A Colorado	57 74	204	N Illinois	71 55	
19	A Ohio St.	74 82	47	H Rutgers	61 64	92	A Minnesota	72 62	216	H Penn St.	71 65	
			47	N Rutgers	55 63	92	H Minnesota	64 73	217	H Milwaukee	71 40	
									268	A North Dakota St.	64 63	
									272	H Wofford	78 65	
									301	H Prairie View	68 42	
									318	H Alabama St.	85 67	
LAST 10 Division I												
			47	N Rutgers	55 63	15	A Iowa	71 97				
			204	N Illinois	71 55	44	H Purdue	59 62				
			47	A Rutgers	43 63	19	A Ohio St.	74 82				
			11	H Northwestern	66 82	92	H Minnesota	64 73				
			3	H Maryland	56 85	204	A Illinois	73 64				

Non-Div I Games:

Wisconsin

■ Loss, 
 ■ Non-Conf, 
 ■ S Site, 
 ■ H Home 
 ■ A Away 
 N Neutral

Wofford

Through Games Of March 6, 2020

Average RPI Win:	264	WON-LOST	WINNING	LAST 10	STRENGTH OF	OPP. STRENGTH	TEAM	ADJ.	CONF.	ADJ CONF.
Average RPI Loss:	186	RECORD	PCT. RANK	GAMES	SCHEDULE	OF SCHEDULE	RPI	RPI	RPI	RPI
DIV. I ONLY	12- 15	205	5-5	299	279	272	272	27	27	
DIV. I NON-CONF.	4- 8	235	0	222	295	286	286	21	21	
TOTALS	RPI 1-25	RPI 26-50	W-L RECORDS	RPI 51-100	RPI 101-150	RPI 150+				
12- 15	0- 0	0- 0	OVERALL	0- 1	1- 4	11- 10				
8- 5	0- 0	0- 0	HOME	0- 1	1- 0	7- 4				
3- 9	0- 0	0- 0	AWAY	0- 0	0- 4	3- 5				
1- 1	0- 0	0- 0	NEUTRAL	0- 0	0- 0	1- 1				
4- 8	0- 0	0- 0	NON-CONFERENCE	0- 1	0- 3	4- 4				
3- 3	0- 0	0- 0	HOME	0- 1	0- 0	3- 2				
0- 5	0- 0	0- 0	AWAY	0- 0	0- 3	0- 2				
1- 0	0- 0	0- 0	NEUTRAL	0- 0	0- 0	1- 0				
8- 7	0- 0	0- 0	CONFERENCE	0- 0	1- 1	7- 6				
5- 2	0- 0	0- 0	HOME	0- 0	1- 0	4- 2				
3- 4	0- 0	0- 0	AWAY	0- 0	0- 1	3- 3				
0- 1	0- 0	0- 0	NEUTRAL	0- 0	0- 0	0- 1				

RPI S	Opponent	Score	RPI S	Opponent	Score	RPI S	Opponent	Score	RPI S	Opponent	Score	Team's RPI: 272
						84	H Coastal Caro.	73 78	111	A Auburn	82 84	
									124	A Kansas	64 83	
									133	A UNC Greensboro	45 49	
									133	H UNC Greensboro	66 61	
									146	A Wisconsin	65 78	
									158	A Samford	69 63	
									158	H Samford	58 74	
									174	A Northern Ky.	72 80	
									178	A Gardner-Webb	53 67	
									197	A Furman	56 62	
									197	H Furman	66 62	
									197	N Furman	54 68	
									209	A Chattanooga	76 80	
									209	H Chattanooga	49 51	
									243	H Appalachian St.	51 54	
									258	H UNC Asheville	75 38	
									266	N Winthrop	60 59	
									275	H Longwood	79 76	
									287	A ETSU	76 47	
									287	H ETSU	86 62	
									300	H Ga. Southern	57 70	
									302	H Presbyterian	67 60	
									325	A Mercer	53 54	
									325	H Mercer	77 49	
									342	A Western Caro.	65 58	
									342	H Western Caro.	76 63	
LAST 10 Division I												
			197	N Furman	54 68		287	H ETSU	86 62			
			197	A Furman	56 62		158	A Samford	69 63			
			342	A Western Caro.	65 58		325	A Mercer	53 54			
			133	A UNC Greensboro	45 49		197	H Furman	66 62			
			209	H Chattanooga	49 51		133	H UNC Greensboro	66 61			

Non-Div I Games: Brevard 82 34 Erskine 100 38 UNKNOWN 89 38

Wofford

Loss, Non-Conf, S Site, H Home A Away N Neutral

Average RPI Win:	257	WON-LOST	WINNING	LAST 10	STRENGTH OF	OPP. STRENGTH	TEAM	ADJ.	CONF.	ADJ CONF.
Average RPI Loss:	133	RECORD	PCT. RANK	GAMES	SCHEDULE	OF SCHEDULE	RPI	RPI	RPI	RPI
DIV. I ONLY	18- 12	117	7-3	256	236	167	167	22	22	
DIV. I NON-CONF.	4- 6	212	0	214	58	197	197	22	22	
TOTALS	RPI 1-25	RPI 26-50	W-L RECORDS	RPI 51-100	RPI 101-150	RPI 150+				
18- 12	0- 0	0- 2	OVERALL	0- 4	1- 2	17- 4				
8- 5	0- 0	0- 0	HOME	0- 2	0- 1	8- 2				
9- 5	0- 0	0- 2	AWAY	0- 2	1- 0	8- 1				
1- 2	0- 0	0- 0	NEUTRAL	0- 0	0- 1	1- 1				
4- 6	0- 0	0- 2	NON-CONFERENCE	0- 2	0- 1	4- 1				
1- 1	0- 0	0- 0	HOME	0- 1	0- 0	1- 0				
2- 3	0- 0	0- 2	AWAY	0- 1	0- 0	2- 0				
1- 2	0- 0	0- 0	NEUTRAL	0- 0	0- 1	1- 1				
14- 6	0- 0	0- 0	CONFERENCE	0- 2	1- 1	13- 3				
7- 4	0- 0	0- 0	HOME	0- 1	0- 1	7- 2				
7- 2	0- 0	0- 0	AWAY	0- 1	1- 0	6- 1				
0- 0	0- 0	0- 0	NEUTRAL	0- 0	0- 0	0- 0				

RPI S	Opponent	Score	RPI S	Opponent	Score	RPI S	Opponent	Score	RPI S	Opponent	Score	Team's RPI: 167
34	A UCF	53 69	77	A IUPUI	60 80	120	A Green Bay	70 58				
50	A Iowa St.	71 79	77	H IUPUI	58 62	120	H Green Bay	59 68				
			90	H Abilene Christian	64 83	124	N Kansas	63 74				
			100	A UT Arlington	62 68	174	A Northern Ky.	63 55				
						174	H Northern Ky.	79 69				
						190	A Cleveland St.	75 73				
						190	H Cleveland St.	52 63				
						190	H Cleveland St.	78 62				
						217	A Milwaukee	58 60				
						217	H Milwaukee	67 77				
						226	A SMU	69 61				
						252	H CSU Bakersfield	65 60				
						259	A Youngstown St.	67 54				
						259	H Youngstown St.	91 41				
						264	A Xavier	86 74				
						270	N Loyola Maryland	66 51				
						284	A Oakland	77 60				
						284	H Oakland	85 66				
						294	N St. Bonaventure	56 57				
						332	A Detroit Mercy	66 58				
						332	H Detroit Mercy	67 61				
						341	A UIC	58 43				
						341	H UIC	79 55				
						341	H UIC	83 47				
LAST 10 Division I												
190	H Cleveland St.	52 63	341	H UIC	79 55							
341	H UIC	83 47	77	H IUPUI	58 62							
332	A Detroit Mercy	66 58	190	A Cleveland St.	75 73							
284	A Oakland	77 60	259	A Youngstown St.	67 54							
174	H Northern Ky.	79 69	217	H Milwaukee	67 77							

Non-Div I Games: Marian (IN) 64 60

Wright St.

Loss, Non-Conf, S Site, H Home A Away N Neutral

## Wyoming

Through Games Of March 6, 2020

Average RPI Win:	233	WON-LOST	WINNING	LAST 10	STRENGTH OF	OPP. STRENGTH	TEAM	ADJ.	CONF.	ADJ CONF.
Average RPI Loss:	154	RECORD	PCT. RANK	GAMES	SCHEDULE	OF SCHEDULE	RPI	RPI	RPI	RPI
DIV. I ONLY	16- 12	132	7-3	209	197	164	164	17	17	
DIV. I NON-CONF.	3- 5	224	0	218	209	263	263	20	20	
TOTALS	RPI 1-25	RPI 26-50	W-L RECORDS	RPI 51-100	RPI 101-150	RPI 150+				
16- 12	0- 1	0- 0	OVERALL	2- 5	1- 0	13- 6				
9- 5	0- 1	0- 0	HOME	2- 1	1- 0	6- 3				
6- 6	0- 0	0- 0	AWAY	0- 3	0- 0	6- 3				
1- 1	0- 0	0- 0	NEUTRAL	0- 1	0- 0	1- 0				
3- 5	0- 1	0- 0	NON-CONFERENCE	0- 2	0- 0	3- 2				
2- 3	0- 1	0- 0	HOME	0- 1	0- 0	2- 1				
1- 2	0- 0	0- 0	AWAY	0- 1	0- 0	1- 1				
0- 0	0- 0	0- 0	NEUTRAL	0- 0	0- 0	0- 0				
13- 7	0- 0	0- 0	CONFERENCE	2- 3	1- 0	10- 4				
7- 2	0- 0	0- 0	HOME	2- 0	1- 0	4- 2				
5- 4	0- 0	0- 0	AWAY	0- 2	0- 0	5- 2				
1- 1	0- 0	0- 0	NEUTRAL	0- 1	0- 0	1- 0				

RPI 1-25				RPI 26-50				RPI 51-100				RPI 101+ Team's RPI: 164			
RPI	S	Opponent	Score	RPI	S	Opponent	Score	RPI	S	Opponent	Score	RPI	S	Opponent	Score
10	H	Gonzaga	54 65					66	A	Fresno St.	59 89	148	H	San Jose St.	80 45
								66	H	Fresno St.	64 55	202	H	Saint Mary's (CA)	69 67
								73	A	South Dakota St.	40 67	220	A	UNLV	53 65
								86	A	Boise St.	48 67	225	H	Northern Colo.	44 46
								86	H	Boise St.	73 68	228	A	New Mexico	73 66
								86	N	Boise St.	71 79	228	H	New Mexico	71 74
								91	H	Colorado	56 66	229	A	Denver	57 71
												234	A	Nevada	84 79
												234	H	Nevada	83 59
												242	A	San Diego St.	60 67
												242	H	San Diego St.	81 67
												268	A	North Dakota St.	66 57
												273	A	Air Force	65 63
												273	H	Air Force	68 52
												279	A	Utah St.	65 54
												279	H	Utah St.	64 45
												279	N	Utah St.	64 59
												291	A	Colorado St.	43 40
												291	H	Colorado St.	49 56
												351	H	Mississippi Val.	95 22
LAST 10 Division I															
				86	N	Boise St.	71 79	279	H	Utah St.	64 45				
				279	N	Utah St.	64 59	291	A	Colorado St.	43 40				
				66	H	Fresno St.	64 55	228	H	New Mexico	71 74				
				234	A	Nevada	84 79	86	A	Boise St.	48 67				
				273	H	Air Force	68 52	148	H	San Jose St.	80 45				

Non-Div I Games: Colo. Christian 70 31

Wyoming

■ Loss, 
 ■ Non-Conf, S Site, 
 ■ Home 
 ■ Away 
 N Neutral

## Xavier

Through Games Of March 6, 2020

Average RPI Win:	183	WON-LOST	WINNING	LAST 10	STRENGTH OF	OPP. STRENGTH	TEAM	ADJ.	CONF.	ADJ CONF.
Average RPI Loss:	92	RECORD	PCT. RANK	GAMES	SCHEDULE	OF SCHEDULE	RPI	RPI	RPI	RPI
DIV. I ONLY	3- 27	343	1-9	30	77	264	264	6	6	
DIV. I NON-CONF.	1- 10	329	0	33	137	257	257	6	6	
TOTALS	RPI 1-25	RPI 26-50	W-L RECORDS	RPI 51-100	RPI 101-150	RPI 150+				
3- 27	0- 3	0- 4	OVERALL	0- 13	1- 3	2- 4				
2- 12	0- 1	0- 2	HOME	0- 6	1- 0	1- 3				
1- 12	0- 1	0- 2	AWAY	0- 6	0- 2	1- 1				
0- 3	0- 1	0- 0	NEUTRAL	0- 1	0- 1	0- 0				
1- 10	0- 1	0- 0	NON-CONFERENCE	0- 4	1- 3	0- 2				
1- 4	0- 0	0- 0	HOME	0- 2	1- 0	0- 2				
0- 4	0- 0	0- 0	AWAY	0- 2	0- 2	0- 0				
0- 2	0- 1	0- 0	NEUTRAL	0- 0	0- 1	0- 0				
2- 17	0- 2	0- 4	CONFERENCE	0- 9	0- 0	2- 2				
1- 8	0- 1	0- 2	HOME	0- 4	0- 0	1- 1				
1- 8	0- 1	0- 2	AWAY	0- 4	0- 0	1- 1				
0- 1	0- 0	0- 0	NEUTRAL	0- 1	0- 0	0- 0				

RPI S	Opponent	Score	RPI S	Opponent	Score	RPI S	Opponent	Score	RPI S	Opponent	Score	Team's RPI: 264
11 N	Northwestern	59 79	29 A	Marquette	48 61	61 A	St. John's (NY)	37 74	106 H	Utah	70 63	
20 A	DePaul	65 97	29 H	Marquette	60 80	61 H	St. John's (NY)	67 75	115 A	Robert Morris	57 71	
20 H	DePaul	68 91	46 A	Creighton	55 62	71 A	Ball St.	49 70	117 A	Temple	65 78	
			46 H	Creighton	62 76	74 A	Seton Hall	59 69	135 N	Florida	64 67	
						74 H	Seton Hall	61 83	167 H	Wright St.	74 86	
						76 H	Cincinnati	78 85	188 A	Providence	48 60	
						78 A	Villanova	54 66	188 H	Providence	61 42	
						78 H	Villanova	54 55	254 A	Georgetown	85 64	
						78 N	Villanova	56 64	254 H	Georgetown	50 63	
						91 H	Colorado	53 62	288 H	Eastern Ky.	55 56	
						94 A	Butler	61 63				
						94 H	Butler	70 78				
						95 A	Rider	57 64				
LAST 10 Division I												
78 N	Villanova	56 64	20 A	DePaul	65 97							
61 A	St. John's (NY)	37 74	29 A	Marquette	48 61							
74 A	Seton Hall	59 69	254 H	Georgetown	50 63							
46 H	Creighton	62 76	78 H	Villanova	54 55							
188 H	Providence	61 42	94 A	Butler	61 63							

Non-Div I Games:

Xavier

■ Loss, 
 ■ Non-Conf, 
 ■ S Site, 
 ■ H Home 
 ■ A Away 
 N Neutral

Average RPI Win:	194	WON-LOST	WINNING	LAST 10	STRENGTH OF	OPP. STRENGTH	TEAM	ADJ.	CONF.	ADJ CONF.
Average RPI Loss:	62	RECORD	PCT. RANK	GAMES	SCHEDULE	OF SCHEDULE	RPI	RPI	RPI	RPI
DIV. I ONLY	18- 8	63	5-5	75	127	53	53	7	7	
DIV. I NON-CONF.	10- 3	57	0	156	222	62	62	8	8	
TOTALS	RPI 1-25	RPI 26-50	W-L RECORDS	RPI 51-100	RPI 101-150	RPI 150+				
18- 8	0- 3	0- 0	OVERALL	2- 2	3- 3	13- 0				
8- 4	0- 1	0- 0	HOME	0- 2	0- 1	8- 0				
9- 4	0- 2	0- 0	AWAY	1- 0	3- 2	5- 0				
1- 0	0- 0	0- 0	NEUTRAL	1- 0	0- 0	0- 0				
10- 3	0- 1	0- 0	NON-CONFERENCE	1- 1	2- 1	7- 0				
5- 1	0- 0	0- 0	HOME	0- 1	0- 0	5- 0				
4- 2	0- 1	0- 0	AWAY	0- 0	2- 1	2- 0				
1- 0	0- 0	0- 0	NEUTRAL	1- 0	0- 0	0- 0				
8- 5	0- 2	0- 0	CONFERENCE	1- 1	1- 2	6- 0				
3- 3	0- 1	0- 0	HOME	0- 1	0- 1	3- 0				
5- 2	0- 1	0- 0	AWAY	1- 0	1- 1	3- 0				
0- 0	0- 0	0- 0	NEUTRAL	0- 0	0- 0	0- 0				

RPI 1-25				RPI 26-50				RPI 51-100 Team's RPI: 53				RPI 101+			
RPI	S	Opponent	Score	RPI	S	Opponent	Score	RPI	S	Opponent	Score	RPI	S	Opponent	Score
9	A	Princeton	49 64					61	H	St. John's (NY)	66 80	108	A	Columbia	85 60
9	H	Princeton	39 55					64	A	Penn	71 54	108	H	Columbia	65 74
12	A	UCLA	65 100					64	H	Penn	51 53	113	A	Colgate	67 70
								66	N	Fresno St.	87 67	123	A	Harvard	57 66
												147	A	Northeastern	78 63
												149	A	North Carolina	66 63
												171	A	Dartmouth	67 47
												171	H	Dartmouth	60 42
												182	H	Quinnipiac	63 59
												188	H	Providence	82 79
												194	A	Cornell	74 67
												194	H	Cornell	65 51
												211	A	Brown	73 40
												211	H	Brown	79 72
												213	A	UMass Lowell	67 59
												295	A	LMU (CA)	81 65
												299	H	Sacred Heart	87 40
												306	H	Wagner	87 68
												325	H	Mercer	68 60
LAST 10 Division I															
171	H	Dartmouth	60 42	64	H	Penn	51 53								
9	A	Princeton	49 64	9	H	Princeton	39 55								
64	A	Penn	71 54	171	A	Dartmouth	67 47								
108	H	Columbia	65 74	123	A	Harvard	57 66								
194	H	Cornell	65 51	194	A	Cornell	74 67								

Non-Div I Games:

Yale

■ Loss, 
 ■ Non-Conf, 
 ■ S Site, 
 ■ Home 
 ■ A Away 
 N Neutral

Average RPI Win: <b>267</b>	WON-LOST	WINNING	LAST 10	STRENGTH OF	OPP. STRENGTH	TEAM	ADJ.	CONF.	ADJ CONF.
Average RPI Loss: <b>166</b>	RECORD	PCT. RANK	GAMES	SCHEDULE	OF SCHEDULE	RPI	RPI	RPI	RPI
DIV. I ONLY	11- 17	237	2-8	228	287	259	259	22	22
DIV. I NON-CONF.	5- 4	140	0	196	258	145	145	22	22
TOTALS	RPI 1-25	RPI 26-50	W-L RECORDS	RPI 51-100	RPI 101-150	RPI 150+			
11- 17	0- 1	0- 0	OVERALL	1- 2	0- 3	10- 11			
7- 6	0- 0	0- 0	HOME	1- 1	0- 1	6- 4			
4- 11	0- 1	0- 0	AWAY	0- 1	0- 2	4- 7			
0- 0	0- 0	0- 0	NEUTRAL	0- 0	0- 0	0- 0			
5- 4	0- 1	0- 0	NON-CONFERENCE	0- 1	0- 1	5- 1			
3- 1	0- 0	0- 0	HOME	0- 1	0- 0	3- 0			
2- 3	0- 1	0- 0	AWAY	0- 0	0- 1	2- 1			
0- 0	0- 0	0- 0	NEUTRAL	0- 0	0- 0	0- 0			
6- 13	0- 0	0- 0	CONFERENCE	1- 1	0- 2	5- 10			
4- 5	0- 0	0- 0	HOME	1- 0	0- 1	3- 4			
2- 8	0- 0	0- 0	AWAY	0- 1	0- 1	2- 6			
0- 0	0- 0	0- 0	NEUTRAL	0- 0	0- 0	0- 0			

RPI 1-25				RPI 26-50				RPI 51-100				RPI 101+ Team's RPI: 259			
RPI	S	Opponent	Score	RPI	S	Opponent	Score	RPI	S	Opponent	Score	RPI	S	Opponent	Score
14	A	Indiana	56 <b>93</b>					77	A	IUPUI	69 <b>77</b>	115	A	Robert Morris	43 <b>58</b>
								77	H	IUPUI	75 73	120	A	Green Bay	51 <b>71</b>
								98	H	Kent St.	73 <b>82</b>	120	H	Green Bay	63 <b>70</b>
												156	A	Akron	62 <b>91</b>
												167	A	Wright St.	41 <b>91</b>
												167	H	Wright St.	54 <b>67</b>
												174	A	Northern Ky.	56 <b>75</b>
												174	H	Northern Ky.	55 <b>59</b>
												183	H	Eastern Mich.	79 77
												190	A	Cleveland St.	48 <b>84</b>
												190	A	Cleveland St.	52 <b>60</b>
												190	H	Cleveland St.	84 72
												217	A	Milwaukee	54 <b>59</b>
												217	H	Milwaukee	62 <b>74</b>
												269	A	Saint Francis (PA)	56 46
												284	A	Oakland	79 74
												284	H	Oakland	73 <b>86</b>
												288	A	Eastern Ky.	72 63
												306	H	Wagner	64 42
												332	A	Detroit Mercy	62 47
												332	H	Detroit Mercy	72 66
												337	H	Canisius	87 59
												341	A	UIC	53 <b>59</b>
												341	H	UIC	77 65
LAST 10 Division I															
190	A	Cleveland St.	48 <b>84</b>	190	H	Cleveland St.	84 72								
120	A	Green Bay	51 <b>71</b>	174	H	Northern Ky.	55 <b>59</b>								
217	A	Milwaukee	54 <b>59</b>	167	H	Wright St.	54 <b>67</b>								
284	H	Oakland	73 <b>86</b>	77	A	IUPUI	69 <b>77</b>								
332	H	Detroit Mercy	72 66	341	A	UIC	53 <b>59</b>								

Non-Div I Games: Lake Erie 83 48 Muskingum 92 46

Youngstown St.

Loss, Non-Conf, S Site, H Home A Away N Neutral