

Average RPI Win:	257	WON-LOST	WINNING	LAST 10	STRENGTH OF	OPP. STRENGTH	TEAM	ADJ.	CONF.	ADJ CONF.
Average RPI Loss:	178	RECORD	PCT. RANK	GAMES	SCHEDULE	OF SCHEDULE	RPI	RPI	RPI	RPI
DIV. I ONLY	10- 14	220	1- 0	254	297	255	255	25	25	
DIV. I NON-CONF.	2- 5	264	0- 0	186	301	270	270	23	23	
TOTALS	RPI 1-25	RPI 26-50	W-L RECORDS	RPI 51-100	RPI 101-150	RPI 150+				
10- 14	0- 0	0- 2	OVERALL	1- 0	0- 4	9- 8				
6- 5	0- 0	0- 1	HOME	1- 0	0- 2	5- 2				
3- 8	0- 0	0- 1	AWAY	0- 0	0- 2	3- 5				
1- 1	0- 0	0- 0	NEUTRAL	0- 0	0- 0	1- 1				
2- 5	0- 0	0- 0	NON-CONFERENCE	0- 0	0- 2	2- 3				
0- 3	0- 0	0- 0	HOME	0- 0	0- 1	0- 2				
1- 1	0- 0	0- 0	AWAY	0- 0	0- 1	1- 0				
1- 1	0- 0	0- 0	NEUTRAL	0- 0	0- 0	1- 1				
8- 9	0- 0	0- 2	CONFERENCE	1- 0	0- 2	7- 5				
6- 2	0- 0	0- 1	HOME	1- 0	0- 1	5- 0				
2- 7	0- 0	0- 1	AWAY	0- 0	0- 1	2- 5				
0- 0	0- 0	0- 0	NEUTRAL	0- 0	0- 0	0- 0				

RPI 1-25			RPI 26-50			RPI 51-100			RPI 101+ Team's RPI: 255		
RPI	S	Opponent	Score	RPI	S	Opponent	Score	RPI	S	Opponent	Score
				48	A	Lamar University	58 76	66	H	SFA	46 44
				48	H	Lamar University	47 72				
LAST 12 Division I GAMES:											
				318	H	McNeese	62 51	174	A	Sam Houston St.	59 61
				310	A	Incarnate Word	72 77	310	H	Incarnate Word	57 49
				140	A	Abilene Christian	55 72	321	A	Southeastern La.	45 56
				48	H	Lamar University	47 72	334	A	Houston Baptist	70 56
				66	H	SFA	46 44	140	H	Abilene Christian	68 72
				286	A	New Orleans	54 56	162	A	Nicholls St.	55 85

Non-Div I Games: UNKNOWN 78 40 Schreiner 64 34 Tex. A&M Int'l 84 36 Texas Lutheran 73 49 A&M-Corpus Christi

Loss, Non-Conf, S Site, H Home A Away N Neutral

Average RPI Win:	261	WON-LOST	WINNING	LAST 10	STRENGTH OF	OPP. STRENGTH	TEAM	ADJ.	CONF.	ADJ CONF.
Average RPI Loss:	127	RECORD	PCT. RANK	GAMES	SCHEDULE	OF SCHEDULE	RPI	RPI	RPI	RPI
DIV. I ONLY	15- 9	105	0- 1	225	284	140	140	25	25	
DIV. I NON-CONF.	3- 4	199	0- 0	112	173	120	120	23	23	
TOTALS	RPI 1-25	RPI 26-50	W-L RECORDS	RPI 51-100	RPI 101-150	RPI 150+				
15- 9	0- 0	0- 1	OVERALL	0- 4	1- 1	14- 3				
5- 4	0- 0	0- 1	HOME	0- 2	0- 0	5- 1				
9- 5	0- 0	0- 0	AWAY	0- 2	1- 1	8- 2				
1- 0	0- 0	0- 0	NEUTRAL	0- 0	0- 0	1- 0				
3- 4	0- 0	0- 0	NON-CONFERENCE	0- 2	1- 1	2- 1				
0- 1	0- 0	0- 0	HOME	0- 1	0- 0	0- 0				
2- 3	0- 0	0- 0	AWAY	0- 1	1- 1	1- 1				
1- 0	0- 0	0- 0	NEUTRAL	0- 0	0- 0	1- 0				
12- 5	0- 0	0- 1	CONFERENCE	0- 2	0- 0	12- 2				
5- 3	0- 0	0- 1	HOME	0- 1	0- 0	5- 1				
7- 2	0- 0	0- 0	AWAY	0- 1	0- 0	7- 1				
0- 0	0- 0	0- 0	NEUTRAL	0- 0	0- 0	0- 0				

RPI 1-25			RPI 26-50			RPI 51-100			RPI 101+ Team's RPI: 140		
RPI	S	Opponent	Score	RPI	S	Opponent	Score	RPI	S	Opponent	Score
				48	H	Lamar University	60 63	58	A	FGCU	65 81
								66	A	SFA	48 65
								66	H	SFA	55 71
								96	H	Arkansas	68 80
								143	A	New Mexico St.	58 46
								144	A	Texas Tech	54 105
								162	H	Nicholls St.	76 66
								166	A	Tulsa	63 75
								174	A	Sam Houston St.	91 79
								174	H	Sam Houston St.	63 72
								207	N	Texas Southern	81 39
								255	A	A&M-Corpus Christi	72 68
								255	H	A&M-Corpus Christi	72 55
								275	A	UTEP	70 69
								280	A	Central Ark.	67 65
								280	H	Central Ark.	77 70
								286	A	New Orleans	59 52
								310	A	Incarnate Word	71 50
								318	H	McNeese	109 52
								319	A	Northwestern St.	72 63
								321	A	Southeastern La.	71 74
								321	H	Southeastern La.	86 66
								334	A	Houston Baptist	72 62
LAST 12 Division I GAMES:											
66	A	SFA	48 65	174	H	Sam Houston St.	63 72				
280	A	Central Ark.	67 65	48	H	Lamar University	60 63				
255	H	A&M-Corpus Christi	72 55	255	A	A&M-Corpus Christi	72 68				
321	H	Southeastern La.	86 66	280	H	Central Ark.	77 70				
310	A	Incarnate Word	71 50	66	H	SFA	55 71				
162	H	Nicholls St.	76 66	319	A	Northwestern St.	72 63				

Non-Div I Games: Eastern N.M. 78 46 Southwest (NM) 90 47 Howard Payne 98 43 Schreiner 90 43 Abilene Christian

Air Force

Through Games Of March 6, 2019

Average RPI Win:	254	WON-LOST	WINNING	LAST 10	STRENGTH OF	OPP. STRENGTH	TEAM	ADJ.	CONF.	ADJ CONF.
Average RPI Loss:	157	RECORD	PCT. RANK	GAMES	SCHEDULE	OF SCHEDULE	RPI	RPI	RPI	RPI
DIV. I ONLY	7- 20	294	0- 1	209	156	294	294	15	15	
DIV. I NON-CONF.	3- 7	256	0- 0	134	247	223	223	12	12	
TOTALS	RPI 1-25	RPI 26-50	W-L RECORDS	RPI 51-100	RPI 101-150	RPI 150+				
7- 20	0- 1	0- 2	OVERALL	0- 3	1- 2	6- 12				
6- 6	0- 0	0- 0	HOME	0- 1	1- 1	5- 4				
1- 14	0- 1	0- 2	AWAY	0- 2	0- 1	1- 8				
0- 0	0- 0	0- 0	NEUTRAL	0- 0	0- 0	0- 0				
3- 7	0- 1	0- 0	NON-CONFERENCE	0- 1	1- 1	2- 4				
2- 2	0- 0	0- 0	HOME	0- 0	1- 0	1- 2				
1- 5	0- 1	0- 0	AWAY	0- 1	0- 1	1- 2				
0- 0	0- 0	0- 0	NEUTRAL	0- 0	0- 0	0- 0				
4- 13	0- 0	0- 2	CONFERENCE	0- 2	0- 1	4- 8				
4- 4	0- 0	0- 0	HOME	0- 1	0- 1	4- 2				
0- 9	0- 0	0- 2	AWAY	0- 1	0- 0	0- 6				
0- 0	0- 0	0- 0	NEUTRAL	0- 0	0- 0	0- 0				

RPI 1-25				RPI 26-50				RPI 51-100				RPI 101+				Team's RPI: 294	
RPI	S	Opponent	Score	RPI	S	Opponent	Score	RPI	S	Opponent	Score	RPI	S	Opponent	Score		
5	A	Oregon	36 82	47	A	Boise St.	48 79	64	A	Wyoming	60 80	107	H	Northern Colo.	69 57		
				50	A	New Mexico	57 78	64	H	Wyoming	56 59	108	A	Northeastern	41 54		
								97	A	Minnesota	50 67	110	H	Fresno St.	70 77		
												156	A	Denver	66 92		
												176	A	Portland	60 79		
												177	A	Utah St.	55 64		
												177	H	Utah St.	44 48		
												194	A	UNLV	56 66		
												194	H	UNLV	47 62		
												223	H	George Mason	71 78		
												233	A	San Diego St.	61 70		
												233	H	San Diego St.	75 66		
												245	A	Nevada	54 79		
												245	H	Nevada	79 74		
												250	H	Navy	47 54		
												270	A	Colorado St.	48 55		
												270	H	Colorado St.	63 48		
												278	A	Army West Point	71 60		
												299	A	San Jose St.	60 73		
												299	H	San Jose St.	88 77		
												343	H	Fairleigh Dickinson	85 37		
LAST 12 Division I GAMES:																	
245	A	Nevada	54 79	64	A	Wyoming	60 80										
64	H	Wyoming	56 59	270	A	Colorado St.	48 55										
299	A	San Jose St.	60 73	233	H	San Diego St.	75 66										
110	H	Fresno St.	70 77	299	H	San Jose St.	88 77										
177	A	Utah St.	55 64	47	A	Boise St.	48 79										
194	H	UNLV	47 62	245	H	Nevada	79 74										

Non-Div I Games: Western St. 72 54

Air Force

■ Loss,
 ■ Non-Conf, S Site,
 ■ Home
 ■ Away
 N Neutral

Average RPI Win: 230	WON-LOST	WINNING	LAST 10	STRENGTH OF	OPP. STRENGTH	TEAM	ADJ.	CONF.	ADJ CONF.
Average RPI Loss: 91	RECORD	PCT. RANK	GAMES	SCHEDULE	OF SCHEDULE	RPI	RPI	RPI	RPI
DIV. I ONLY	15- 12	145	0- 1	161	117	152	152	8	8
DIV. I NON-CONF.	8- 2	52	0- 0	309	291	147	147	9	9
TOTALS	RPI 1-25	RPI 26-50	W-L RECORDS	RPI 51-100	RPI 101-150	RPI 150+			
15- 12	0- 0	1- 4	OVERALL	1- 4	0- 2	13- 2			
8- 5	0- 0	1- 1	HOME	1- 3	0- 0	6- 1			
3- 7	0- 0	0- 3	AWAY	0- 1	0- 2	3- 1			
4- 0	0- 0	0- 0	NEUTRAL	0- 0	0- 0	4- 0			
8- 2	0- 0	0- 0	NON-CONFERENCE	0- 1	0- 1	8- 0			
3- 1	0- 0	0- 0	HOME	0- 1	0- 0	3- 0			
1- 1	0- 0	0- 0	AWAY	0- 0	0- 1	1- 0			
4- 0	0- 0	0- 0	NEUTRAL	0- 0	0- 0	4- 0			
7- 10	0- 0	1- 4	CONFERENCE	1- 3	0- 1	5- 2			
5- 4	0- 0	1- 1	HOME	1- 2	0- 0	3- 1			
2- 6	0- 0	0- 3	AWAY	0- 1	0- 1	2- 1			
0- 0	0- 0	0- 0	NEUTRAL	0- 0	0- 0	0- 0			

RPI 1-25				RPI 26-50				RPI 51-100				RPI 101+				Team's RPI: 152	
RPI	S	Opponent	Score	RPI	S	Opponent	Score	RPI	S	Opponent	Score	RPI	S	Opponent	Score		
				27	A	Central Mich.	71 94	52	H	Miami (OH)	61 67	115	A	Youngstown St.	61 72		
				31	A	Ohio	70 92	59	H	Butler	47 63	125	A	Northern Ill.	59 70		
				31	H	Ohio	71 81	82	H	Toledo	70 64	195	A	N.C. A&T	49 36		
				36	A	Buffalo	72 91	86	A	Kent St.	58 73	202	H	Ball St.	91 61		
				36	H	Buffalo	70 59	86	H	Kent St.	55 65	219	A	Eastern Mich.	60 67		
												219	H	Eastern Mich.	60 72		
												220	A	Bowling Green	83 73		
												220	H	Bowling Green	74 71		
												240	N	Northern Ky.	77 60		
												261	H	St. Bonaventure	67 58		
												266	A	Western Mich.	72 59		
												266	H	Western Mich.	69 62		
												271	N	Jackson St.	74 57		
												275	N	UTEP	64 57		
												282	H	Canisius	62 53		
												308	N	Oakland	85 65		
												332	H	Eastern Ky.	63 54		
LAST 12 Division I GAMES:																	
				86	H	Kent St.	55 65	202	H	Ball St.	91 61						
				31	H	Ohio	71 81	266	H	Western Mich.	69 62						
				220	A	Bowling Green	83 73	31	A	Ohio	70 92						
				36	H	Buffalo	70 59	86	A	Kent St.	58 73						
				219	A	Eastern Mich.	60 67	82	H	Toledo	70 64						
				52	H	Miami (OH)	61 67	36	A	Buffalo	72 91						

Non-Div I Games: Malone 63 44

Akron

■ Loss,
 ■ Non-Conf,
 ■ S Site,
 ■ Home
 ■ Away
 N Neutral

Alabama

Through Games Of March 6, 2019

Average RPI Win:	184	WON-LOST	WINNING	LAST 10	STRENGTH OF	OPP. STRENGTH	TEAM	ADJ.	CONF.	ADJ CONF.
Average RPI Loss:	74	RECORD	PCT. RANK	GAMES	SCHEDULE	OF SCHEDULE	RPI	RPI	RPI	RPI
DIV. I ONLY	14- 16	195	1- 0	91	64	151	151	5	5	
DIV. I NON-CONF.	8- 5	119	0- 0	169	132	150	150	5	5	
TOTALS	RPI 1-25	RPI 26-50	W-L RECORDS	RPI 51-100	RPI 101-150	RPI 150+				
14- 16	0- 5	0- 3	OVERALL	3- 3	1- 2	10- 3				
9- 6	0- 2	0- 1	HOME	2- 1	0- 2	7- 0				
3- 7	0- 2	0- 2	AWAY	0- 2	1- 0	2- 1				
2- 3	0- 1	0- 0	NEUTRAL	1- 0	0- 0	1- 2				
8- 5	0- 1	0- 0	NON-CONFERENCE	2- 1	0- 1	6- 2				
6- 1	0- 0	0- 0	HOME	1- 0	0- 1	5- 0				
1- 1	0- 0	0- 0	AWAY	0- 1	0- 0	1- 0				
1- 3	0- 1	0- 0	NEUTRAL	1- 0	0- 0	0- 2				
6- 11	0- 4	0- 3	CONFERENCE	1- 2	1- 1	4- 1				
3- 5	0- 2	0- 1	HOME	1- 1	0- 1	2- 0				
2- 6	0- 2	0- 2	AWAY	0- 1	1- 0	1- 1				
1- 0	0- 0	0- 0	NEUTRAL	0- 0	0- 0	1- 0				

RPI 1-25				RPI 26-50				RPI 51-100				RPI 101+ Team's RPI: 151			
RPI	S	Opponent	Score	RPI	S	Opponent	Score	RPI	S	Opponent	Score	RPI	S	Opponent	Score
8	H	Mississippi St.	49 65	28	A	Missouri	47 82	55	H	Clemson	76 56	101	A	Georgia	58 53
16	A	South Carolina	59 62	46	A	Auburn	38 77	63	H	Tennessee	86 65	101	H	Georgia	67 76
17	A	Texas A&M	43 70	46	H	Auburn	56 66	69	H	LSU	56 62	104	H	South Alabama	67 72
18	N	Miami (FL)	74 101					76	A	Utah	62 72	165	H	Tulane	69 58
20	H	Kentucky	53 68					90	N	Virginia	64 52	166	N	Tulsa	73 80
								96	A	Arkansas	61 72	168	N	Louisiana Tech	62 79
												190	H	Stetson	59 47
												200	A	Vanderbilt	84 65
												200	N	Vanderbilt	74 57
												210	A	Florida	55 57
												210	H	Florida	74 67
												214	A	SMU	62 61
												218	H	Grambling	73 55
												234	H	Ole Miss	46 43
												319	H	Northwestern St.	87 73
												321	H	Southeastern La.	88 40
LAST 12 Division I GAMES:															
200	N	Vanderbilt	74 57	46	A	Auburn	38 77								
168	N	Louisiana Tech	62 79	20	H	Kentucky	53 68								
28	A	Missouri	47 82	210	A	Florida	55 57								
234	H	Ole Miss	46 43	8	H	Mississippi St.	49 65								
101	H	Georgia	67 76	101	A	Georgia	58 53								
200	A	Vanderbilt	84 65	96	A	Arkansas	61 72								

Non-Div I Games:

Alabama

■ Loss,
 ■ Non-Conf, S Site,
 ■ Home
 ■ Away
 N Neutral

Average RPI Win: 303		WON-LOST	WINNING	LAST 10	STRENGTH OF	OPP. STRENGTH	TEAM	ADJ.	CONF.	ADJ CONF.
Average RPI Loss: 208		RECORD	PCT. RANK	GAMES	SCHEDULE	OF SCHEDULE	RPI	RPI	RPI	RPI
DIV. I ONLY		13- 14	183	1- 0	351	332	300	300	29	29
DIV. I NON-CONF.		5- 6	177	0- 0	313	328	268	268	28	28
TOTALS		RPI 1-25	RPI 26-50	W-L RECORDS	RPI 51-100	RPI 101-150	RPI 150+			
13- 14	0- 0		0- 0	OVERALL	0- 0	0- 1	13- 13			
6- 7	0- 0		0- 0	HOME	0- 0	0- 0	6- 7			
6- 7	0- 0		0- 0	AWAY	0- 0	0- 1	6- 6			
1- 0	0- 0		0- 0	NEUTRAL	0- 0	0- 0	1- 0			
5- 6	0- 0		0- 0	NON-CONFERENCE	0- 0	0- 1	5- 5			
2- 2	0- 0		0- 0	HOME	0- 0	0- 0	2- 2			
2- 4	0- 0		0- 0	AWAY	0- 0	0- 1	2- 3			
1- 0	0- 0		0- 0	NEUTRAL	0- 0	0- 0	1- 0			
8- 8	0- 0		0- 0	CONFERENCE	0- 0	0- 0	8- 8			
4- 5	0- 0		0- 0	HOME	0- 0	0- 0	4- 5			
4- 3	0- 0		0- 0	AWAY	0- 0	0- 0	4- 3			
0- 0	0- 0		0- 0	NEUTRAL	0- 0	0- 0	0- 0			

[illegible]

Non-Div I Games:

Alabama A&M

Loss, Non-Conf, S Site, H Home A Away N Neutral

RPI	S	Opponent	Score
351	H	Alcorn	87 69

Alabama A&M

A
l
a
b
a
m
a
A
&
M

A
l
a
b
a
m
a
A
&
M

Average RPI Win:	287	WON-LOST	WINNING	LAST 10	STRENGTH OF	OPP. STRENGTH	TEAM	ADJ.	CONF.	ADJ CONF.
Average RPI Loss:	158	RECORD	PCT. RANK	GAMES	SCHEDULE	OF SCHEDULE	RPI	RPI	RPI	RPI
DIV. I ONLY	10- 16	239	1- 0	240	305	263	263	29	29	
DIV. I NON-CONF.	0- 10	336	0- 0	24	121	260	260	28	28	
TOTALS	RPI 1-25	RPI 26-50	W-L RECORDS	RPI 51-100	RPI 101-150	RPI 150+				
10- 16	0- 2	0- 1	OVERALL	0- 2	0- 2	10- 9				
6- 6	0- 1	0- 0	HOME	0- 0	0- 1	6- 4				
4- 10	0- 1	0- 1	AWAY	0- 2	0- 1	4- 5				
0- 0	0- 0	0- 0	NEUTRAL	0- 0	0- 0	0- 0				
0- 10	0- 2	0- 1	NON-CONFERENCE	0- 2	0- 2	0- 3				
0- 3	0- 1	0- 0	HOME	0- 0	0- 1	0- 1				
0- 7	0- 1	0- 1	AWAY	0- 2	0- 1	0- 2				
0- 0	0- 0	0- 0	NEUTRAL	0- 0	0- 0	0- 0				
10- 6	0- 0	0- 0	CONFERENCE	0- 0	0- 0	10- 6				
6- 3	0- 0	0- 0	HOME	0- 0	0- 0	6- 3				
4- 3	0- 0	0- 0	AWAY	0- 0	0- 0	4- 3				
0- 0	0- 0	0- 0	NEUTRAL	0- 0	0- 0	0- 0				

RPI 1-25			RPI 26-50			RPI 51-100			RPI 101+			Team's RPI: 263
RPI	S	Opponent	Score	RPI	S	Opponent	Score	RPI	S	Opponent	Score	
16	H	South Carolina	38 94	46	A	Auburn	50 83	54	A	Georgia Tech	42 69	103 H UAB 47 62
20	A	Kentucky	35 87					92	A	Troy	46 116	104 A South Alabama 65 77
												173 A Southern U. 52 62
												173 H Southern U. 78 61
												182 A North Ala. 42 68
												196 A Prairie View 59 71
												196 H Prairie View 67 59
												201 A Xavier 58 87
												207 A Texas Southern 58 51
												207 H Texas Southern 44 51
												218 H Grambling 72 80
												271 H Jackson St. 74 67
												285 H Samford 51 60
												300 A Alabama A&M 60 46
												300 H Alabama A&M 57 65
												326 A Mississippi Val. 62 64
												326 H Mississippi Val. 73 67
												347 A Ark.-Pine Bluff 58 56
												347 H Ark.-Pine Bluff 73 52
												351 A Alcorn 70 58
												351 H Alcorn 76 63
LAST 12 Division I GAMES:												
196	H	Prairie View	67 59	347	H	Ark.-Pine Bluff	73 52					
207	H	Texas Southern	44 51	196	A	Prairie View	59 71					
173	A	Southern U.	52 62	207	A	Texas Southern	58 51					
351	A	Alcorn	70 58	173	H	Southern U.	78 61					
300	H	Alabama A&M	57 65	351	H	Alcorn	76 63					
326	H	Mississippi Val.	73 67	300	A	Alabama A&M	60 46					

Non-Div I Games: Mobile 69 63

Alabama St.

■ Loss,
 ■ Non-Conf,
 ■ S Site,
 ■ Home
 ■ A Away
 N Neutral

Albany (NY)

Through Games Of March 6, 2019

Average RPI Win:	271	WON-LOST	WINNING	LAST 10	STRENGTH OF	OPP. STRENGTH	TEAM	ADJ.	CONF.	ADJ CONF.
Average RPI Loss:	176	RECORD	PCT. RANK	GAMES	SCHEDULE	OF SCHEDULE	RPI	RPI	RPI	RPI
DIV. I ONLY	13- 17	211	1- 0	257	273	242	242	23	23	
DIV. I NON-CONF.	3- 10	278	0- 0	234	278	285	285	25	25	
TOTALS	RPI 1-25	RPI 26-50	W-L RECORDS	RPI 51-100	RPI 101-150	RPI 150+				
13- 17	0- 1	0- 0	OVERALL	0- 3	1- 5	12- 8				
7- 7	0- 0	0- 0	HOME	0- 1	0- 3	7- 3				
6- 10	0- 1	0- 0	AWAY	0- 2	1- 2	5- 5				
0- 0	0- 0	0- 0	NEUTRAL	0- 0	0- 0	0- 0				
3- 10	0- 1	0- 0	NON-CONFERENCE	0- 1	0- 2	3- 6				
1- 4	0- 0	0- 0	HOME	0- 0	0- 1	1- 3				
2- 6	0- 1	0- 0	AWAY	0- 1	0- 1	2- 3				
0- 0	0- 0	0- 0	NEUTRAL	0- 0	0- 0	0- 0				
10- 7	0- 0	0- 0	CONFERENCE	0- 2	1- 3	9- 2				
6- 3	0- 0	0- 0	HOME	0- 1	0- 2	6- 0				
4- 4	0- 0	0- 0	AWAY	0- 1	1- 1	3- 2				
0- 0	0- 0	0- 0	NEUTRAL	0- 0	0- 0	0- 0				

RPI S	Opponent	Score	RPI S	Opponent	Score	RPI S	Opponent	Score	RPI S	Opponent	Score	Team's RPI: 242
25	A Rutgers	39 65				62	A Maine	65 76	113	A Hartford	35 82	
						62	H Maine	61 67	113	H Hartford	56 68	
						87	A Purdue	41 53	124	H Marist	56 74	
									127	A South Fla.	37 74	
									137	A Stony Brook	54 49	
									137	H Stony Brook	52 68	
									189	H Holy Cross	50 56	
									205	A Cornell	34 48	
									226	A Monmouth	56 64	
									246	A St. Francis Brooklyn	67 60	
									247	A Columbia	62 58	
									254	A Binghamton	71 62	
									254	H Binghamton	61 56	
									254	H Binghamton	61 56	
									274	H Manhattan	60 54	
									277	A Vermont	39 52	
									277	H Vermont	65 40	
									282	H Canisius	42 48	
									304	A UMBC	60 69	
									304	H UMBC	64 44	
									315	A New Hampshire	78 53	
									315	H New Hampshire	59 41	
									320	A UMass Lowell	56 53	
									320	H UMass Lowell	63 56	
									323	H Central Conn. St.	53 60	
									330	A Lafayette	66 67	
LAST 12 Division I GAMES:												
254	H Binghamton	61 56	320	A UMass Lowell	56 53							
113	H Hartford	56 68	277	H Vermont	65 40							
315	A New Hampshire	78 53	254	A Binghamton	71 62							
304	A UMBC	60 69	315	H New Hampshire	59 41							
137	H Stony Brook	52 68	113	A Hartford	35 82							
62	H Maine	61 67	137	A Stony Brook	54 49							

Non-Div I Games:

Albany (NY)

Loss, Non-Conf, S Site, H Home A Away N Neutral

Average RPI Win: 286	WON-LOST	WINNING	LAST 10	STRENGTH OF	OPP. STRENGTH	TEAM	ADJ.	CONF.	ADJ CONF.
Average RPI Loss: 242	RECORD	PCT. RANK	GAMES	SCHEDULE	OF SCHEDULE	RPI	RPI	RPI	RPI
DIV. I ONLY	3- 22	342	0- 1	345	344	351	351	29	29
DIV. I NON-CONF.	0- 9	336	0- 1	273	330	348	348	28	28
TOTALS	RPI 1-25	RPI 26-50	W-L RECORDS	RPI 51-100	RPI 101-150	RPI 150+			
3- 22	0- 0	0- 0	OVERALL	0- 1	0- 2	3- 19			
2- 9	0- 0	0- 0	HOME	0- 0	0- 0	2- 9			
1- 12	0- 0	0- 0	AWAY	0- 1	0- 1	1- 10			
0- 1	0- 0	0- 0	NEUTRAL	0- 0	0- 1	0- 0			
0- 9	0- 0	0- 0	NON-CONFERENCE	0- 1	0- 2	0- 6			
0- 2	0- 0	0- 0	HOME	0- 0	0- 0	0- 2			
0- 6	0- 0	0- 0	AWAY	0- 1	0- 1	0- 4			
0- 1	0- 0	0- 0	NEUTRAL	0- 0	0- 1	0- 0			
3- 13	0- 0	0- 0	CONFERENCE	0- 0	0- 0	3- 13			
2- 7	0- 0	0- 0	HOME	0- 0	0- 0	2- 7			
1- 6	0- 0	0- 0	AWAY	0- 0	0- 0	1- 6			
0- 0	0- 0	0- 0	NEUTRAL	0- 0	0- 0	0- 0			

RPI 1-25				RPI 26-50				RPI 51-100				RPI 101+ Team's RPI: 351			
RPI	S	Opponent	Score	RPI	S	Opponent	Score	RPI	S	Opponent	Score	RPI	S	Opponent	Score
								51	A	TCU	31 88	103	A	UAB	53 80
												143	N	New Mexico St.	64 82
												173	A	Southern U.	39 51
												173	H	Southern U.	54 75
												186	A	Southern Miss.	47 66
												196	H	Prairie View	61 82
												207	H	Texas Southern	53 52
												218	A	Grambling	56 61
												218	H	Grambling	63 79
												263	A	Alabama St.	63 76
												263	H	Alabama St.	58 70
												271	A	Jackson St.	66 88
												271	H	Jackson St.	61 82
												275	A	UTEP	51 77
												280	H	Central Ark.	46 57
												300	A	Alabama A&M	69 87
												300	H	Alabama A&M	50 51
												314	A	FIU	40 75
												319	A	Northwestern St.	65 78
												321	H	Southeastern La.	59 77
LAST 12 Division I GAMES:															
				143	N	New Mexico St.	64 82					218	H	Grambling	63 79
				173	A	Southern U.	39 51					271	H	Jackson St.	61 82
				300	H	Alabama A&M	50 51					173	H	Southern U.	54 75
				263	H	Alabama St.	58 70					300	A	Alabama A&M	69 87
				347	A	Ark.-Pine Bluff	57 66					263	A	Alabama St.	63 76
				326	A	Mississippi Val.	81 80					347	H	Ark.-Pine Bluff	57 59

Non-Div I Games:

Lane

58

70

Fisk

67

64

Rust

59

78

Alcorn

Loss,
Non-Conf,
S Site,
H Home
A Away
N Neutral

Average RPI Win:	234	WON-LOST	WINNING	LAST 10	STRENGTH OF	OPP. STRENGTH	TEAM	ADJ.	CONF.	ADJ CONF.
Average RPI Loss:	75	RECORD	PCT. RANK	GAMES	SCHEDULE	OF SCHEDULE	RPI	RPI	RPI	RPI
DIV. I ONLY	20- 9	72	1- 0	114	189	80	80	18	18	
DIV. I NON-CONF.	4- 7	228	0- 0	64	88	165	165	21	21	
TOTALS	RPI 1-25	RPI 26-50	W-L RECORDS	RPI 51-100	RPI 101-150	RPI 150+				
20- 9	0- 1	0- 3	OVERALL	0- 2	2- 2	18- 1				
11- 2	0- 0	0- 2	HOME	0- 0	1- 0	10- 0				
9- 5	0- 0	0- 1	AWAY	0- 1	1- 2	8- 1				
0- 2	0- 1	0- 0	NEUTRAL	0- 1	0- 0	0- 0				
4- 7	0- 1	0- 1	NON-CONFERENCE	0- 2	0- 2	4- 1				
3- 1	0- 0	0- 1	HOME	0- 0	0- 0	3- 0				
1- 4	0- 0	0- 0	AWAY	0- 1	0- 2	1- 1				
0- 2	0- 1	0- 0	NEUTRAL	0- 1	0- 0	0- 0				
16- 2	0- 0	0- 2	CONFERENCE	0- 0	2- 0	14- 0				
8- 1	0- 0	0- 1	HOME	0- 0	1- 0	7- 0				
8- 1	0- 0	0- 1	AWAY	0- 0	1- 0	7- 0				
0- 0	0- 0	0- 0	NEUTRAL	0- 0	0- 0	0- 0				

RPI 1-25				RPI 26-50				RPI 51-100				Team's RPI: 80	RPI 101+			
RPI	S	Opponent	Score	RPI	S	Opponent	Score	RPI	S	Opponent	Score		RPI	S	Opponent	Score
4	N	Stanford	49 71	31	H	Ohio	67 77	58	N	FGCU	71 90		109	A	High Point	61 66
				42	A	Bucknell	56 71	90	A	Virginia	54 57		130	A	Lehigh	61 53
				42	H	Bucknell	64 65						130	H	Lehigh	50 47
													142	A	Penn St.	59 80
													156	A	Denver	54 83
													166	H	Tulsa	68 52
													170	A	Boston U.	64 51
													170	H	Boston U.	50 48
													189	A	Holy Cross	71 44
													189	H	Holy Cross	70 58
													223	H	George Mason	86 71
													236	A	Hawaii	69 57
													249	A	Colgate	71 66
													249	H	Colgate	76 57
													250	A	Navy	58 45
													250	H	Navy	69 44
													276	A	Loyola Maryland	67 56
													276	H	Loyola Maryland	82 38
													278	A	Army West Point	75 62
													278	H	Army West Point	61 51
													304	H	UMBC	64 42
													330	A	Lafayette	67 57
													330	H	Lafayette	60 45
LAST 12 Division I GAMES:																
				250	H	Navy	69 44					276	A	Loyola Maryland	67 56	
				42	H	Bucknell	64 65					278	A	Army West Point	75 62	
				189	A	Holy Cross	71 44					249	A	Colgate	71 66	
				330	A	Lafayette	67 57					189	H	Holy Cross	70 58	
				170	H	Boston U.	50 48					330	H	Lafayette	60 45	
				130	H	Lehigh	50 47					170	A	Boston U.	64 51	

Non-Div I Games:

American

■ Loss,
■ Non-Conf,
■ S Site,
■ H Home
■ A Away
N Neutral

Appalachian St.

Through Games Of March 6, 2019

Average RPI Win:	225	WON-LOST	WINNING	LAST 10	STRENGTH OF	OPP. STRENGTH	TEAM	ADJ.	CONF.	ADJ CONF.
Average RPI Loss:	112	RECORD	PCT. RANK	GAMES	SCHEDULE	OF SCHEDULE	RPI	RPI	RPI	RPI
DIV. I ONLY	15- 12	145	1- 0	170	151	148	148	12	12	
DIV. I NON-CONF.	6- 5	143	0- 0	194	145	139	139	14	14	
TOTALS	RPI 1-25	RPI 26-50	W-L RECORDS	RPI 51-100	RPI 101-150	RPI 150+				
15- 12	0- 1	0- 0	OVERALL	0- 6	2- 2	13- 3				
11- 3	0- 0	0- 0	HOME	0- 3	1- 0	10- 0				
4- 9	0- 1	0- 0	AWAY	0- 3	1- 2	3- 3				
0- 0	0- 0	0- 0	NEUTRAL	0- 0	0- 0	0- 0				
6- 5	0- 1	0- 0	NON-CONFERENCE	0- 2	1- 1	5- 1				
5- 0	0- 0	0- 0	HOME	0- 0	0- 0	5- 0				
1- 5	0- 1	0- 0	AWAY	0- 2	1- 1	0- 1				
0- 0	0- 0	0- 0	NEUTRAL	0- 0	0- 0	0- 0				
9- 7	0- 0	0- 0	CONFERENCE	0- 4	1- 1	8- 2				
6- 3	0- 0	0- 0	HOME	0- 3	1- 0	5- 0				
3- 4	0- 0	0- 0	AWAY	0- 1	0- 1	3- 2				
0- 0	0- 0	0- 0	NEUTRAL	0- 0	0- 0	0- 0				

RPI 1-25			RPI 26-50			RPI 51-100			RPI 101+ Team's RPI: 148		
RPI	S	Opponent	Score	RPI	S	Opponent	Score	RPI	S	Opponent	Score
16	A	South Carolina	50 80					54	A	Georgia Tech	53 71
								55	A	Clemson	48 87
								70	H	Little Rock	59 74
								78	A	UT Arlington	94 99
								78	H	UT Arlington	65 72
								92	H	Troy	72 83
								103	A	UAB	61 80
								104	H	South Alabama	71 63
								134	A	Georgia St.	75 85
								149	A	Davidson	81 78
								161	A	Texas St.	62 49
								161	H	Texas St.	77 56
								175	A	Coastal Caro.	66 74
								175	H	Coastal Caro.	67 53
								181	H	Arkansas St.	75 67
								199	H	Marshall	74 52
								216	H	Elon	65 62
								230	A	ETSU	64 95
								262	A	Louisiana	55 73
								262	H	Louisiana	83 69
								268	H	Wofford	94 70
								288	A	Ga. Southern	70 52
								293	H	Col. of Charleston	80 66
								302	A	La.-Monroe	80 58
								302	H	La.-Monroe	56 51
								307	H	UNC Greensboro	68 65
LAST 12 Division I GAMES:											
262	H	Louisiana	83 69	161	H	Texas St.	77 56				
302	H	La.-Monroe	56 51	302	A	La.-Monroe	80 58				
288	A	Ga. Southern	70 52	262	A	Louisiana	55 73				
134	A	Georgia St.	75 85	70	H	Little Rock	59 74				
175	A	Coastal Caro.	66 74	181	H	Arkansas St.	75 67				
78	H	UT Arlington	65 72	175	H	Coastal Caro.	67 53				

Non-Div I Games:

Appalachian St.

■ Loss,
 ■ Non-Conf, S Site,
 ■ Home
 ■ Away
 N Neutral

Average RPI Win:	184	WON-LOST	WINNING	LAST 10	STRENGTH OF	OPP. STRENGTH	TEAM	ADJ.	CONF.	ADJ CONF.
Average RPI Loss:	40	RECORD	PCT. RANK	GAMES	SCHEDULE	OF SCHEDULE	RPI	RPI	RPI	RPI
DIV. I ONLY	17- 12	125	0- 1	72	39	91	91	2	2	
DIV. I NON-CONF.	10- 1	17	0- 0	325	243	127	127	2	2	
TOTALS	RPI 1-25	RPI 26-50	W-L RECORDS	RPI 51-100	RPI 101-150	RPI 150+				
17- 12	1- 7	2- 2	OVERALL	1- 2	1- 1	12- 0				
11- 5	1- 3	2- 1	HOME	1- 1	1- 0	6- 0				
4- 7	0- 4	0- 1	AWAY	0- 1	0- 1	4- 0				
2- 0	0- 0	0- 0	NEUTRAL	0- 0	0- 0	2- 0				
10- 1	0- 0	0- 0	NON-CONFERENCE	0- 1	1- 0	9- 0				
6- 1	0- 0	0- 0	HOME	0- 1	1- 0	5- 0				
2- 0	0- 0	0- 0	AWAY	0- 0	0- 0	2- 0				
2- 0	0- 0	0- 0	NEUTRAL	0- 0	0- 0	2- 0				
7- 11	1- 7	2- 2	CONFERENCE	1- 1	0- 1	3- 0				
5- 4	1- 3	2- 1	HOME	1- 0	0- 0	1- 0				
2- 7	0- 4	0- 1	AWAY	0- 1	0- 1	2- 0				
0- 0	0- 0	0- 0	NEUTRAL	0- 0	0- 0	0- 0				

RPI S Opponent	Score	RPI S Opponent	Score	RPI S Opponent	Score	RPI S Opponent	Score
4 A Stanford	54 56	33 H UCLA	93 98	76 A Utah	64 80	111 H Idaho St.	71 46
4 H Stanford	48 78	39 A California	76 82	76 H Utah	66 55	150 A Washington St.	88 90
5 A Oregon	60 93	39 H California	60 55	99 H Loyola Marymount	64 66	164 A Washington	69 59
5 H Oregon	54 83	41 H Southern California	71 68			171 A Colorado	69 67
19 A Oregon St.	64 86					171 H Colorado	63 51
19 H Oregon St.	60 65					176 N Portland	92 70
21 A Arizona St.	47 60					188 H Montana	100 51
21 H Arizona St.	51 39					233 A San Diego St.	69 60
						243 H Northern Ariz.	71 47
						272 A Long Beach St.	70 43
						275 H UTEP	62 40
						291 H South Carolina St.	73 32
						310 H Incarnate Word	84 42
						345 N Seattle U	84 54
LAST 12 Division I GAMES:							
19 H Oregon St.	60 65	150 A Washington St.	88 90				
5 H Oregon	54 83	164 A Washington	69 59				
39 A California	76 82	21 A Arizona St.	47 60				
4 A Stanford	54 56	33 H UCLA	93 98				
171 H Colorado	63 51	41 H Southern California	71 68				
76 H Utah	66 55	5 A Oregon	60 93				

Non-Div I Games:

Arizona

Loss, Non-Conf, S Site, H Home A Away N Neutral

Arizona St.

Through Games Of March 6, 2019

Average RPI Win:	123	WON-LOST	WINNING	LAST 10	STRENGTH OF	OPP. STRENGTH	TEAM	ADJ.	CONF.	ADJ CONF.
Average RPI Loss:	21	RECORD	PCT. RANK	GAMES	SCHEDULE	OF SCHEDULE	RPI	RPI	RPI	RPI
DIV. I ONLY	19- 9	80	1- 0	5	13	21	21	2	2	
DIV. I NON-CONF.	9- 2	43	1- 0	68	12	26	26	2	2	
TOTALS	RPI 1-25	RPI 26-50	W-L RECORDS	RPI 51-100	RPI 101-150	RPI 150+				
19- 9	2- 6	3- 2	OVERALL	4- 1	2- 0	8- 0				
11- 4	1- 3	2- 1	HOME	2- 0	1- 0	5- 0				
6- 4	1- 2	0- 1	AWAY	2- 1	1- 0	2- 0				
2- 1	0- 1	1- 0	NEUTRAL	0- 0	0- 0	1- 0				
9- 2	0- 2	1- 0	NON-CONFERENCE	1- 0	1- 0	6- 0				
5- 1	0- 1	0- 0	HOME	0- 0	1- 0	4- 0				
2- 0	0- 0	0- 0	AWAY	1- 0	0- 0	1- 0				
2- 1	0- 1	1- 0	NEUTRAL	0- 0	0- 0	1- 0				
10- 7	2- 4	2- 2	CONFERENCE	3- 1	1- 0	2- 0				
6- 3	1- 2	2- 1	HOME	2- 0	0- 0	1- 0				
4- 4	1- 2	0- 1	AWAY	1- 1	1- 0	1- 0				
0- 0	0- 0	0- 0	NEUTRAL	0- 0	0- 0	0- 0				

RPI	S	Opponent	Score	RPI	S	Opponent	Score	RPI	S	Opponent	Score	RPI	S	Opponent	Score
2	H	Baylor	59 65	33	H	UCLA	59 61	76	A	Utah	65 63	110	H	Fresno St.	68 52
3	N	Louisville	56 58	35	N	Kansas St.	65 51	76	H	Utah	60 58	150	A	Washington St.	61 46
4	A	Stanford	50 71	39	A	California	60 69	91	A	Arizona	39 51	159	N	Southern Ill.	82 38
4	H	Stanford	65 72	39	H	California	62 61	91	H	Arizona	60 47	166	H	Tulsa	70 52
5	A	Oregon	71 77	41	H	Southern California	68 59	96	A	Arkansas	88 85	168	H	Louisiana Tech	80 44
5	H	Oregon	59 66									171	A	Colorado	76 70
19	A	Oregon St.	79 76									171	H	Colorado	66 49
19	H	Oregon St.	66 54									173	H	Southern U.	69 47
LAST 12 Division I GAMES:															
166	H	Tulsa	70 52	171	H	Colorado	66 49	150	A	Washington St.	61 46	91	H	Arizona	60 47
5	H	Oregon	59 66	41	H	Southern California	68 59	33	H	UCLA	59 61	19	A	Oregon St.	79 76
19	H	Oregon St.	66 54												
4	A	Stanford	50 71												
39	A	California	60 69												
76	H	Utah	60 58												

Non-Div I Games:

Arizona St.

Loss, Non-Conf, S Site, H Home A Away N Neutral

Ark.-Pine Bluff

Through Games Of March 6, 2019

Average RPI Win:	351	WON-LOST	WINNING	LAST 10	STRENGTH OF	OPP. STRENGTH	TEAM	ADJ.	CONF.	ADJ CONF.
Average RPI Loss:	219	RECORD	PCT. RANK	GAMES	SCHEDULE	OF SCHEDULE	RPI	RPI	RPI	RPI
DIV. I ONLY	2- 18	347	0- 1	321	348	347	347	29	29	
DIV. I NON-CONF.	0- 3	336	0- 0	26	111	264	264	28	28	
TOTALS	RPI 1-25	RPI 26-50	W-L RECORDS	RPI 51-100	RPI 101-150	RPI 150+				
2- 18	0- 1	0- 0	OVERALL	0- 1	0- 0	2- 16				
1- 8	0- 0	0- 0	HOME	0- 0	0- 0	1- 8				
1- 10	0- 1	0- 0	AWAY	0- 1	0- 0	1- 8				
0- 0	0- 0	0- 0	NEUTRAL	0- 0	0- 0	0- 0				
0- 3	0- 1	0- 0	NON-CONFERENCE	0- 1	0- 0	0- 1				
0- 0	0- 0	0- 0	HOME	0- 0	0- 0	0- 0				
0- 3	0- 1	0- 0	AWAY	0- 1	0- 0	0- 1				
0- 0	0- 0	0- 0	NEUTRAL	0- 0	0- 0	0- 0				
2- 15	0- 0	0- 0	CONFERENCE	0- 0	0- 0	2- 15				
1- 8	0- 0	0- 0	HOME	0- 0	0- 0	1- 8				
1- 7	0- 0	0- 0	AWAY	0- 0	0- 0	1- 7				
0- 0	0- 0	0- 0	NEUTRAL	0- 0	0- 0	0- 0				

RPI S	Opponent	Score	RPI S	Opponent	Score	RPI S	Opponent	Score	RPI S	Opponent	Score	Team's RPI: 347
19	A Oregon St.	33 89				97	A Minnesota	42 84	173	A Southern U.	41 73	
									173	H Southern U.	45 56	
									196	A Prairie View	46 79	
									196	H Prairie View	41 80	
									207	A Texas Southern	49 62	
									207	H Texas Southern	58 59	
									218	A Grambling	57 77	
									218	H Grambling	57 67	
									251	A Wichita St.	39 76	
									263	A Alabama St.	52 73	
									263	H Alabama St.	56 58	
									271	A Jackson St.	41 60	
									271	H Jackson St.	41 61	
									300	A Alabama A&M	54 60	
									300	H Alabama A&M	52 78	
									326	H Mississippi Val.	56 62	
									351	A Alcorn	59 57	
									351	H Alcorn	66 57	
LAST 12 Division I GAMES:												
300	A Alabama A&M	54 60	173	H Southern U.	45 56							
271	H Jackson St.	41 61	263	A Alabama St.	52 73							
218	H Grambling	57 67	271	A Jackson St.	41 60							
196	A Prairie View	46 79	218	A Grambling	57 77							
207	A Texas Southern	49 62	196	H Prairie View	41 80							
351	H Alcorn	66 57	207	H Texas Southern	58 59							

Non-Div I Games: LeMoyne-Owen 52 43 Paul Quinn 68 52 Philander Smith 48 53 Tougaloo 68 60 Ark.-Pine Bluff

Loss, Non-Conf, S Site, H Home A Away N Neutral

Arkansas

Through Games Of March 6, 2019

Average RPI Win:	186	WON-LOST	WINNING	LAST 10	STRENGTH OF	OPP. STRENGTH	TEAM	ADJ.	CONF.	ADJ CONF.
Average RPI Loss:	45	RECORD	PCT. RANK	GAMES	SCHEDULE	OF SCHEDULE	RPI	RPI	RPI	RPI
DIV. I ONLY	17- 13	137	0- 1	71	67	96	96	5	5	
DIV. I NON-CONF.	11- 3	56	0- 0	136	125	54	54	5	5	
TOTALS	RPI 1-25	RPI 26-50	W-L RECORDS	RPI 51-100	RPI 101-150	RPI 150+				
17- 13	0- 6	0- 3	OVERALL	3- 1	1- 3	13- 0				
9- 6	0- 3	0- 2	HOME	1- 0	0- 1	8- 0				
6- 6	0- 3	0- 1	AWAY	2- 1	1- 1	3- 0				
2- 1	0- 0	0- 0	NEUTRAL	0- 0	0- 1	2- 0				
11- 3	0- 2	0- 0	NON-CONFERENCE	2- 0	1- 1	8- 0				
6- 1	0- 1	0- 0	HOME	1- 0	0- 0	5- 0				
3- 1	0- 1	0- 0	AWAY	1- 0	1- 0	1- 0				
2- 1	0- 0	0- 0	NEUTRAL	0- 0	0- 1	2- 0				
6- 10	0- 4	0- 3	CONFERENCE	1- 1	0- 2	5- 0				
3- 5	0- 2	0- 2	HOME	0- 0	0- 1	3- 0				
3- 5	0- 2	0- 1	AWAY	1- 1	0- 1	2- 0				
0- 0	0- 0	0- 0	NEUTRAL	0- 0	0- 0	0- 0				

RPI	S	Opponent	Score	RPI	S	Opponent	Score	RPI	S	Opponent	Score	RPI	S	Opponent	Score
8	H	Mississippi St.	69 93	28	A	Missouri	53 71	63	A	Tennessee	80 79	101	A	Georgia	83 93
11	A	Iowa St.	82 91	28	H	Missouri	67 73	69	A	LSU	34 71	101	H	Georgia	72 80
16	H	South Carolina	79 87	46	H	Auburn	72 75	78	A	UT Arlington	66 65	123	N	Pittsburgh	54 61
17	A	Texas A&M	53 66					83	H	Nebraska	84 80	140	A	Abilene Christian	80 68
20	A	Kentucky	59 61									151	H	Alabama	72 61
21	H	Arizona St.	85 88									154	H	Tennessee Tech	65 42
												166	A	Tulsa	61 59
												169	H	Oral Roberts	74 61
												187	N	Wisconsin	69 68
												196	H	Prairie View	71 44
												200	H	Vanderbilt	83 62
												210	A	Florida	83 73
												234	A	Ole Miss	85 55
												234	H	Ole Miss	73 61
												271	H	Jackson St.	76 57
												301	N	Tennessee St.	79 55
												319	H	Northwestern St.	98 53
LAST 12 Division I GAMES:															
17	A	Texas A&M	53 66	69	A	LSU	34 71								
28	H	Missouri	67 73	16	H	South Carolina	79 87								
234	H	Ole Miss	73 61	101	H	Georgia	72 80								
101	A	Georgia	83 93	210	A	Florida	83 73								
20	A	Kentucky	59 61	151	H	Alabama	72 61								
46	H	Auburn	72 75	63	A	Tennessee	80 79								

Non-Div I Games:

Arkansas

■ Loss,
 ■ Non-Conf, S Site,
 ■ Home
 ■ Away
 N Neutral

Arkansas St.

Through Games Of March 6, 2019

Average RPI Win:	217	WON-LOST	WINNING	LAST 10	STRENGTH OF	OPP. STRENGTH	TEAM	ADJ.	CONF.	ADJ CONF.
Average RPI Loss:	107	RECORD	PCT. RANK	GAMES	SCHEDULE	OF SCHEDULE	RPI	RPI	RPI	RPI
DIV. I ONLY	11- 16	226	1- 0	94	131	181	181	12	12	
DIV. I NON-CONF.	5- 6	177	0- 0	165	105	175	175	14	14	
TOTALS	RPI 1-25	RPI 26-50	W-L RECORDS	RPI 51-100	RPI 101-150	RPI 150+				
11- 16	0- 1	0- 1	OVERALL	1- 6	2- 4	8- 4				
9- 5	0- 0	0- 0	HOME	1- 2	1- 1	7- 2				
2- 11	0- 1	0- 1	AWAY	0- 4	1- 3	1- 2				
0- 0	0- 0	0- 0	NEUTRAL	0- 0	0- 0	0- 0				
5- 6	0- 1	0- 1	NON-CONFERENCE	0- 1	0- 2	5- 1				
4- 1	0- 0	0- 0	HOME	0- 0	0- 0	4- 1				
1- 5	0- 1	0- 1	AWAY	0- 1	0- 2	1- 0				
0- 0	0- 0	0- 0	NEUTRAL	0- 0	0- 0	0- 0				
6- 10	0- 0	0- 0	CONFERENCE	1- 5	2- 2	3- 3				
5- 4	0- 0	0- 0	HOME	1- 2	1- 1	3- 1				
1- 6	0- 0	0- 0	AWAY	0- 3	1- 1	0- 2				
0- 0	0- 0	0- 0	NEUTRAL	0- 0	0- 0	0- 0				

RPI S	Opponent	Score	RPI S	Opponent	Score	RPI S	Opponent	Score	RPI S	Opponent	Score	Team's RPI: 181
17	A Texas A&M	56 97	28	A Missouri	50 70	57	A Belmont	55 74	104	A South Alabama	77 64	
						70	A Little Rock	55 68	104	H South Alabama	69 58	
						70	H Little Rock	62 58	120	A UT Martin	91 97	
						78	A UT Arlington	62 67	131	A Oklahoma St.	60 62	
						78	H UT Arlington	73 100	134	H Georgia St.	62 64	
						92	A Troy	79 87	148	A Appalachian St.	67 75	
						92	H Troy	89 100	161	A Texas St.	54 68	
									161	H Texas St.	62 85	
									166	H Tulsa	73 60	
									168	H Louisiana Tech	70 80	
									175	A Coastal Caro.	72 88	
									232	H Memphis	77 66	
									260	H Murray St.	74 63	
									262	H Louisiana	87 75	
									275	A UTEP	67 66	
									288	H Ga. Southern	86 75	
									302	H La.-Monroe	64 54	
									326	H Mississippi Val.	60 57	
LAST 12 Division I GAMES:												
288	H Ga. Southern	86 75	104	H South Alabama	69 58							
134	H Georgia St.	62 64	70	A Little Rock	55 68							
70	H Little Rock	62 58	175	A Coastal Caro.	72 88							
78	A UT Arlington	62 67	148	A Appalachian St.	67 75							
161	A Texas St.	54 68	161	H Texas St.	62 85							
92	H Troy	89 100	78	H UT Arlington	73 100							

Non-Div I Games:

Arkansas St.

■ Loss,
■ Non-Conf, S Site,
■ Home
■ Away
N Neutral

Army West Point

Through Games Of March 6, 2019

Average RPI Win: 288	WON-LOST	WINNING	LAST 10	STRENGTH OF	OPP. STRENGTH	TEAM	ADJ.	CONF.	ADJ CONF.
Average RPI Loss: 161	RECORD	PCT. RANK	GAMES	SCHEDULE	OF SCHEDULE	RPI	RPI	RPI	RPI
DIV. I ONLY	10- 18	251	0- 1	264	252	278	278	18	18
DIV. I NON-CONF.	4- 6	212	0- 0	321	326	296	296	21	21
TOTALS	RPI 1-25	RPI 26-50	W-L RECORDS	RPI 51-100	RPI 101-150	RPI 150+			
10- 18	0- 0	0- 2	OVERALL	0- 3	0- 4	10- 9			
6- 8	0- 0	0- 1	HOME	0- 1	0- 3	6- 3			
4- 10	0- 0	0- 1	AWAY	0- 2	0- 1	4- 6			
0- 0	0- 0	0- 0	NEUTRAL	0- 0	0- 0	0- 0			
4- 6	0- 0	0- 0	NON-CONFERENCE	0- 1	0- 2	4- 3			
2- 3	0- 0	0- 0	HOME	0- 0	0- 2	2- 1			
2- 3	0- 0	0- 0	AWAY	0- 1	0- 0	2- 2			
0- 0	0- 0	0- 0	NEUTRAL	0- 0	0- 0	0- 0			
6- 12	0- 0	0- 2	CONFERENCE	0- 2	0- 2	6- 6			
4- 5	0- 0	0- 1	HOME	0- 1	0- 1	4- 2			
2- 7	0- 0	0- 1	AWAY	0- 1	0- 1	2- 4			
0- 0	0- 0	0- 0	NEUTRAL	0- 0	0- 0	0- 0			

RPI 1-25				RPI 26-50				RPI 51-100				RPI 101+				Team's RPI: 278
RPI	S	Opponent	Score	RPI	S	Opponent	Score	RPI	S	Opponent	Score	RPI	S	Opponent	Score	
				42	A	Bucknell	66 84	51	A	TCU	38 63	118	H	St. John's (NY)	49 60	
				42	H	Bucknell	52 66	80	A	American	51 61	122	H	Yale	51 62	
								80	H	American	62 75	130	A	Lehigh	46 55	
												130	H	Lehigh	50 73	
												170	A	Boston U.	51 63	
												170	H	Boston U.	42 67	
												189	A	Holy Cross	39 58	
												189	H	Holy Cross	60 53	
												246	H	St. Francis Brooklyn	69 57	
												247	A	Columbia	49 70	
												249	A	Colgate	80 85	
												249	H	Colgate	58 70	
												250	A	Navy	60 48	
												250	H	Navy	55 52	
												254	A	Binghamton	47 60	
												276	A	Loyola Maryland	51 70	
												276	H	Loyola Maryland	69 57	
												294	H	Air Force	60 71	
												313	A	Wagner	61 46	
												330	A	Lafayette	64 40	
												330	H	Lafayette	65 50	
												343	H	Fairleigh Dickinson	62 40	
												349	A	LIU Brooklyn	57 42	
LAST 12 Division I GAMES:																
				42	A	Bucknell	66 84	330	A	Lafayette	64 40					
				170	H	Boston U.	42 67	80	H	American	62 75					
				249	A	Colgate	80 85	276	A	Loyola Maryland	51 70					
				130	A	Lehigh	46 55	249	H	Colgate	58 70					
				189	H	Holy Cross	60 53	130	H	Lehigh	50 73					
				250	A	Navy	60 48	189	A	Holy Cross	39 58					

Non-Div I Games: Connecticut Col. 74 48

Army West Point

Loss, Non-Conf, S Site, H Home A Away N Neutral

Average RPI Win:	164	WON-LOST	WINNING	LAST 10	STRENGTH OF	OPP. STRENGTH	TEAM	ADJ.	CONF.	ADJ CONF.
Average RPI Loss:	28	RECORD	PCT. RANK	GAMES	SCHEDULE	OF SCHEDULE	RPI	RPI	RPI	RPI
DIV. I ONLY	20- 8	61	1- 0	77	52	46	46	5	5	
DIV. I NON-CONF.	11- 1	13	1- 0	196	108	32	32	5	5	
TOTALS	RPI 1-25	RPI 26-50	W-L RECORDS	RPI 51-100	RPI 101-150	RPI 150+				
20- 8	0- 5	3- 1	OVERALL	2- 2	2- 0	13- 0				
9- 5	0- 4	1- 0	HOME	0- 1	2- 0	6- 0				
9- 3	0- 1	1- 1	AWAY	2- 1	0- 0	6- 0				
2- 0	0- 0	1- 0	NEUTRAL	0- 0	0- 0	1- 0				
11- 1	0- 1	2- 0	NON-CONFERENCE	0- 0	1- 0	8- 0				
6- 0	0- 0	0- 0	HOME	0- 0	1- 0	5- 0				
3- 1	0- 1	1- 0	AWAY	0- 0	0- 0	2- 0				
2- 0	0- 0	1- 0	NEUTRAL	0- 0	0- 0	1- 0				
9- 7	0- 4	1- 1	CONFERENCE	2- 2	1- 0	5- 0				
3- 5	0- 4	1- 0	HOME	0- 1	1- 0	1- 0				
6- 2	0- 0	0- 1	AWAY	2- 1	0- 0	4- 0				
0- 0	0- 0	0- 0	NEUTRAL	0- 0	0- 0	0- 0				

RPI 1-25				RPI 26-50				Team's RPI: 46	RPI 51-100				RPI 101+			
RPI	S	Opponent	Score	RPI	S	Opponent	Score		RPI	S	Opponent	Score	RPI	S	Opponent	Score
8	H	Mississippi St.	59 85	28	A	Missouri	65 74		63	A	Tennessee	62 73	101	H	Georgia	59 58
11	A	Iowa St.	64 67	28	H	Missouri	58 54		63	H	Tennessee	69 78	145	H	Oklahoma	95 79
16	H	South Carolina	66 73	38	N	North Carolina	86 81		69	A	LSU	56 46	151	A	Alabama	66 56
17	H	Texas A&M	67 69	50	A	New Mexico	79 76		96	A	Arkansas	75 72	151	H	Alabama	77 38
20	H	Kentucky	68 78										162	H	Nicholls St.	80 59
													175	N	Coastal Caro.	84 78
													200	A	Vanderbilt	72 70
													210	A	Florida	64 56
													216	A	Elon	96 44
													218	H	Grambling	97 48
													228	A	Saint Joseph's	81 70
													234	A	Ole Miss	64 51
													262	H	Louisiana	71 59
													263	H	Alabama St.	83 50
													285	H	Samford	73 46
LAST 12 Division I GAMES:																
50	A	New Mexico	79 76	63	A	Tennessee	62 73									
11	A	Iowa St.	64 67	96	A	Arkansas	75 72									
69	A	LSU	56 46	20	H	Kentucky	68 78									
16	H	South Carolina	66 73	101	H	Georgia	59 58									
28	H	Missouri	58 54	234	A	Ole Miss	64 51									
151	H	Alabama	77 38	28	A	Missouri	65 74									

Non-Div I Games: Xavier (LA) 77 58

Auburn

Loss, Non-Conf, S Site, H Home A Away N Neutral

Average RPI Win:	251	WON-LOST	WINNING	LAST 10	STRENGTH OF	OPP. STRENGTH	TEAM	ADJ.	CONF.	ADJ CONF.
Average RPI Loss:	204	RECORD	PCT. RANK	GAMES	SCHEDULE	OF SCHEDULE	RPI	RPI	RPI	RPI
DIV. I ONLY	13- 14	183	0- 0	328	264	257	257	22	22	
DIV. I NON-CONF.	3- 6	241	0- 0	344	276	340	340	22	22	
TOTALS	RPI 1-25	RPI 26-50	W-L RECORDS	RPI 51-100	RPI 101-150	RPI 150+				
13- 14	0- 0	0- 0	OVERALL	0- 2	2- 2	11- 10				
9- 4	0- 0	0- 0	HOME	0- 1	1- 1	8- 2				
4- 10	0- 0	0- 0	AWAY	0- 1	1- 1	3- 8				
0- 0	0- 0	0- 0	NEUTRAL	0- 0	0- 0	0- 0				
3- 6	0- 0	0- 0	NON-CONFERENCE	0- 1	0- 0	3- 5				
3- 1	0- 0	0- 0	HOME	0- 0	0- 0	3- 1				
0- 5	0- 0	0- 0	AWAY	0- 1	0- 0	0- 4				
0- 0	0- 0	0- 0	NEUTRAL	0- 0	0- 0	0- 0				
10- 8	0- 0	0- 0	CONFERENCE	0- 1	2- 2	8- 5				
6- 3	0- 0	0- 0	HOME	0- 1	1- 1	5- 1				
4- 5	0- 0	0- 0	AWAY	0- 0	1- 1	3- 4				
0- 0	0- 0	0- 0	NEUTRAL	0- 0	0- 0	0- 0				

RPI S	Opponent	Score	RPI S	Opponent	Score	RPI S	Opponent	Score	RPI S	Opponent	Score	Team's RPI: 257
57	H Belmont	62	80	72	A Cincinnati	48	69	120	A UT Martin	65	74	
								120	H UT Martin	58	59	
								126	A Morehead St.	84	75	
								126	H Morehead St.	81	80	
								154	A Tennessee Tech	72	65	
								160	A Illinois St.	49	61	
								200	A Vanderbilt	70	99	
								211	A Jacksonville St.	56	67	
								229	A Western Ill.	72	77	
								237	A SIUE	68	69	
								237	H SIUE	77	65	
								239	A Southeast Mo. St.	54	64	
								239	H Southeast Mo. St.	56	54	
								240	H Northern Ky.	52	48	
								260	A Murray St.	72	77	
								260	H Murray St.	59	56	
								292	A Eastern Ill.	73	60	
								292	H Eastern Ill.	57	67	
								300	H Alabama A&M	75	58	
								301	H Tennessee St.	74	47	
								326	H Mississippi Val.	89	95	
								327	H Lipscomb	70	58	
								328	A Evansville	52	56	
								332	A Eastern Ky.	80	60	
								332	H Eastern Ky.	100	65	
LAST 12 Division I GAMES:												
260	A Murray St.	72	77	292	H Eastern Ill.	57	67					
332	A Eastern Ky.	80	60	237	H SIUE	77	65					
120	H UT Martin	58	59	211	A Jacksonville St.	56	67					
239	H Southeast Mo. St.	56	54	154	A Tennessee Tech	72	65					
260	H Murray St.	59	56	57	H Belmont	62	80					
126	A Morehead St.	84	75	301	H Tennessee St.	74	47					

Non-Div I Games: Christian Bros. 100 62 Trevecca Nazarene 90 78

Austin Peay

Average RPI Win:	158	WON-LOST	WINNING	LAST 10	STRENGTH OF	OPP. STRENGTH	TEAM	ADJ.	CONF.	ADJ CONF.
Average RPI Loss:	109	RECORD	PCT. RANK	GAMES	SCHEDULE	OF SCHEDULE	RPI	RPI	RPI	RPI
DIV. I ONLY	23- 6	28	1- 0	92	97	34	34	7	7	
DIV. I NON-CONF.	8- 3	72	0- 0	143	180	70	70	7	7	
TOTALS	RPI 1-25	RPI 26-50	W-L RECORDS	RPI 51-100	RPI 101-150	RPI 150+				
23- 6	2- 0	0- 1	OVERALL	5- 3	3- 1	13- 1				
12- 2	1- 0	0- 1	HOME	2- 1	3- 0	6- 0				
9- 4	1- 0	0- 0	AWAY	2- 2	0- 1	6- 1				
2- 0	0- 0	0- 0	NEUTRAL	1- 0	0- 0	1- 0				
8- 3	0- 0	0- 1	NON-CONFERENCE	1- 1	2- 0	5- 1				
4- 1	0- 0	0- 1	HOME	0- 0	2- 0	2- 0				
2- 2	0- 0	0- 0	AWAY	0- 1	0- 0	2- 1				
2- 0	0- 0	0- 0	NEUTRAL	1- 0	0- 0	1- 0				
15- 3	2- 0	0- 0	CONFERENCE	4- 2	1- 1	8- 0				
8- 1	1- 0	0- 0	HOME	2- 1	1- 0	4- 0				
7- 2	1- 0	0- 0	AWAY	2- 1	0- 1	4- 0				
0- 0	0- 0	0- 0	NEUTRAL	0- 0	0- 0	0- 0				

RPI 1-25				RPI 26-50				Team's RPI: 34				RPI 51-100				RPI 101+			
RPI	S	Opponent	Score	RPI	S	Opponent	Score	RPI	S	Opponent	Score	RPI	S	Opponent	Score	RPI	S	Opponent	Score
13	A	Gonzaga	66 64	39	H	California	52 70	51	N	TCU	61 58	105	A	Pepperdine	65 79				
13	H	Gonzaga	70 68					53	A	Saint Mary's (CA)	74 73	105	H	Pepperdine	83 58				
								53	H	Saint Mary's (CA)	75 78	107	H	Northern Colo.	70 50				
								76	A	Utah	67 78	147	H	UC Riverside	72 70				
								93	A	Pacific	77 74	163	A	Santa Clara	54 44				
								93	H	Pacific	75 49	163	H	Santa Clara	69 64				
								99	A	Loyola Marymount	58 61	176	A	Portland	70 69				
								99	H	Loyola Marymount	55 44	176	H	Portland	79 71				
												177	A	Utah St.	62 57				
												180	H	Eastern Wash.	80 65				
												231	N	California Baptist	76 69				
												253	A	San Francisco	67 59				
												253	H	San Francisco	82 59				
												269	A	San Diego	65 56				
												269	H	San Diego	80 68				
												270	H	Colorado St.	51 42				
												279	A	Utah Valley	77 51				
												284	A	Southern Utah	64 67				
LAST 12 Division I GAMES:																			
163	H	Santa Clara	69 64	53	H	Saint Mary's (CA)	75 78												
253	H	San Francisco	82 59	105	A	Pepperdine	65 79												
269	H	San Diego	80 68	99	A	Loyola Marymount	58 61												
13	A	Gonzaga	66 64	269	A	San Diego	65 56												
176	A	Portland	70 69	176	H	Portland	79 71												
93	H	Pacific	75 49	13	H	Gonzaga	70 68												

Non-Div I Games:

BYU

■ Loss,
 ■ Non-Conf, S Site,
 ■ Home
 ■ Away
 N Neutral

Average RPI Win:	171	WON-LOST	WINNING	LAST 10	STRENGTH OF	OPP. STRENGTH	TEAM	ADJ.	CONF.	ADJ CONF.
Average RPI Loss:	98	RECORD	PCT. RANK	GAMES	SCHEDULE	OF SCHEDULE	RPI	RPI	RPI	RPI
DIV. I ONLY	7- 21	298	0- 1	47	84	202	202	8	8	
DIV. I NON-CONF.	4- 7	228	0- 0	124	35	206	206	9	9	
TOTALS	RPI 1-25	RPI 26-50	W-L RECORDS	RPI 51-100	RPI 101-150	RPI 150+				
7- 21	0- 0	0- 7	OVERALL	2- 7	2- 2	3- 5				
5- 8	0- 0	0- 3	HOME	2- 2	0- 1	3- 2				
2- 10	0- 0	0- 3	AWAY	0- 4	2- 0	0- 3				
0- 3	0- 0	0- 1	NEUTRAL	0- 1	0- 1	0- 0				
4- 7	0- 0	0- 1	NON-CONFERENCE	1- 4	1- 1	2- 1				
3- 2	0- 0	0- 0	HOME	1- 1	0- 0	2- 1				
1- 2	0- 0	0- 0	AWAY	0- 2	1- 0	0- 0				
0- 3	0- 0	0- 1	NEUTRAL	0- 1	0- 1	0- 0				
3- 14	0- 0	0- 6	CONFERENCE	1- 3	1- 1	1- 4				
2- 6	0- 0	0- 3	HOME	1- 1	0- 1	1- 1				
1- 8	0- 0	0- 3	AWAY	0- 2	1- 0	0- 3				
0- 0	0- 0	0- 0	NEUTRAL	0- 0	0- 0	0- 0				

RPI S	Opponent	Score	RPI S	Opponent	Score	RPI S	Opponent	Score	RPI S	Opponent	Score	Team's RPI: 202
			27 A	Central Mich.	63 81	52 A	Miami (OH)	57 60	102 N	Fordham	70 78	
			27 H	Central Mich.	64 81	59 A	Butler	47 64	114 A	Western Ky.	86 83	
			31 A	Ohio	62 94	65 A	Missouri St.	54 74	125 A	Northern Ill.	67 64	
			31 H	Ohio	75 90	72 H	Cincinnati	75 63	125 H	Northern Ill.	83 93	
			36 A	Buffalo	65 77	73 N	Duke	62 79	152 A	Akron	61 91	
			36 H	Buffalo	58 97	82 A	Toledo	58 65	200 H	Vanderbilt	43 60	
			43 N	Quinnipiac	66 69	82 H	Toledo	62 63	219 A	Eastern Mich.	53 56	
						86 H	Kent St.	48 44	220 H	Bowling Green	77 70	
						87 H	Purdue	38 80	266 A	Western Mich.	54 72	
									266 H	Western Mich.	62 65	
									281 H	Cleveland St.	67 62	
									301 H	Tennessee St.	90 51	
LAST 12 Division I GAMES:												
			27 A	Central Mich.	63 81	82 H	Toledo	62 63				
			43 N	Quinnipiac	66 69	219 A	Eastern Mich.	53 56				
			73 N	Duke	62 79	152 A	Akron	61 91				
			125 A	Northern Ill.	67 64	125 H	Northern Ill.	83 93				
			266 A	Western Mich.	54 72	36 H	Buffalo	58 97				
			27 H	Central Mich.	64 81	31 A	Ohio	62 94				

Non-Div I Games: Urbana 99 62

Ball St.

■ Loss,
 ■ Non-Conf,
 ■ S Site,
 ■ Home
 ■ A Away
 N Neutral

Average RPI Win:	92	WON-LOST	WINNING	LAST 10	STRENGTH OF	OPP. STRENGTH	TEAM	ADJ.	CONF.	ADJ CONF.
Average RPI Loss:	4	RECORD	PCT. RANK	GAMES	SCHEDULE	OF SCHEDULE	RPI	RPI	RPI	RPI
DIV. I ONLY	28- 1	1	1- 0	3	20	2	2	3	3	
DIV. I NON-CONF.	10- 1	17	0- 0	5	30	2	2	3	3	
TOTALS	RPI 1-25	RPI 26-50	W-L RECORDS	RPI 51-100	RPI 101-150	RPI 150+				
28- 1	5- 1	5- 0	OVERALL	5- 0	7- 0	6- 0				
15- 0	2- 0	2- 0	HOME	2- 0	4- 0	5- 0				
11- 1	3- 1	2- 0	AWAY	2- 0	3- 0	1- 0				
2- 0	0- 0	1- 0	NEUTRAL	1- 0	0- 0	0- 0				
10- 1	3- 1	1- 0	NON-CONFERENCE	1- 0	1- 0	4- 0				
6- 0	1- 0	0- 0	HOME	0- 0	1- 0	4- 0				
2- 1	2- 1	0- 0	AWAY	0- 0	0- 0	0- 0				
2- 0	0- 0	1- 0	NEUTRAL	1- 0	0- 0	0- 0				
18- 0	2- 0	4- 0	CONFERENCE	4- 0	6- 0	2- 0				
9- 0	1- 0	2- 0	HOME	2- 0	3- 0	1- 0				
9- 0	1- 0	2- 0	AWAY	2- 0	3- 0	1- 0				
0- 0	0- 0	0- 0	NEUTRAL	0- 0	0- 0	0- 0				

RPI	S	Opponent	Score	RPI	S	Opponent	Score	RPI	S	Opponent	Score	RPI	S	Opponent	Score
4	A	Stanford	63 68	26	A	Texas	74 68	51	A	TCU	79 55	126	H	Morehead St.	96 58
6	H	UConn	68 57	26	H	Texas	64 35	51	H	TCU	89 71	131	A	Oklahoma St.	66 58
11	A	Iowa St.	73 60	29	N	South Dakota St.	72 66	71	A	West Virginia	63 57	131	H	Oklahoma St.	76 44
11	H	Iowa St.	84 69	35	A	Kansas St.	71 48	71	H	West Virginia	79 47	144	A	Texas Tech	73 56
16	A	South Carolina	94 69	35	H	Kansas St.	65 50	75	N	Georgetown	67 46	144	H	Texas Tech	96 37
21	A	Arizona St.	65 59									145	A	Oklahoma	74 53
												145	H	Oklahoma	87 53
												158	A	Kansas	94 68
												158	H	Kansas	80 40
												162	H	Nicholls St.	100 39
												173	H	Southern U.	94 49
												212	H	Saint Francis (PA)	116 58
												224	H	UTRGV	98 37
LAST 12 Division I GAMES:															
71	A	West Virginia	63 57	35	A	Kansas St.	71 48								
131	H	Oklahoma St.	76 44	51	H	TCU	89 71								
26	H	Texas	64 35	26	A	Texas	74 68								
11	A	Iowa St.	73 60	144	H	Texas Tech	96 37								
158	H	Kansas	80 40	131	A	Oklahoma St.	66 58								
145	H	Oklahoma	87 53	145	A	Oklahoma	74 53								

Non-Div I Games:

Baylor

Average RPI Win:	217	WON-LOST	WINNING	LAST 10	STRENGTH OF	OPP. STRENGTH	TEAM	ADJ.	CONF.	ADJ CONF.
Average RPI Loss:	80	RECORD	PCT. RANK	GAMES	SCHEDULE	OF SCHEDULE	RPI	RPI	RPI	RPI
DIV. I ONLY	24- 6	23	1- 0	174	181	57	57	22	22	
DIV. I NON-CONF.	7- 4	108	0- 0	84	27	47	47	22	22	
TOTALS	RPI 1-25	RPI 26-50	W-L RECORDS	RPI 51-100	RPI 101-150	RPI 150+				
24- 6	0- 1	0- 0	OVERALL	2- 3	3- 1	19- 1				
11- 2	0- 0	0- 0	HOME	0- 1	2- 0	9- 1				
12- 4	0- 1	0- 0	AWAY	2- 2	1- 1	9- 0				
1- 0	0- 0	0- 0	NEUTRAL	0- 0	0- 0	1- 0				
7- 4	0- 1	0- 0	NON-CONFERENCE	2- 3	0- 0	5- 0				
3- 1	0- 0	0- 0	HOME	0- 1	0- 0	3- 0				
4- 3	0- 1	0- 0	AWAY	2- 2	0- 0	2- 0				
0- 0	0- 0	0- 0	NEUTRAL	0- 0	0- 0	0- 0				
17- 2	0- 0	0- 0	CONFERENCE	0- 0	3- 1	14- 1				
8- 1	0- 0	0- 0	HOME	0- 0	2- 0	6- 1				
8- 1	0- 0	0- 0	AWAY	0- 0	1- 1	7- 0				
1- 0	0- 0	0- 0	NEUTRAL	0- 0	0- 0	1- 0				

RPI	S	Opponent	Score	RPI	S	Opponent	Score	RPI	S	Opponent	Score	RPI	S	Opponent	Score
7	A	NC State	62 77					55	A	Clemson	62 65	120	A	UT Martin	68 71
								63	A	Tennessee	76 84	120	H	UT Martin	100 86
								67	A	Middle Tenn.	45 38	126	A	Morehead St.	77 57
								77	A	Wright St.	79 63	126	H	Morehead St.	77 50
								82	H	Toledo	69 78	154	A	Tennessee Tech	99 67
												154	H	Tennessee Tech	72 77
												166	H	Tulsa	78 53
												167	A	Chattanooga	67 51
												181	H	Arkansas St.	74 55
												211	A	Jacksonville St.	64 41
												211	H	Jacksonville St.	66 52
												237	H	SIUE	87 54
												239	A	Southeast Mo. St.	92 86
												239	H	Southeast Mo. St.	91 57
												239	N	Southeast Mo. St.	74 65
												240	A	Northern Ky.	71 53
												257	A	Austin Peay	80 62
												260	A	Murray St.	65 58
												292	H	Eastern Ill.	98 57
												301	A	Tennessee St.	89 65
												301	H	Tennessee St.	80 46
												327	H	Lipscomb	83 43
												332	A	Eastern Ky.	87 52
												332	H	Eastern Ky.	69 43
LAST 12 Division I GAMES:															
239	N	Southeast Mo. St.	74 65	301	A	Tennessee St.	89 65	126	A	Morehead St.	77 57	332	A	Eastern Ky.	87 52
239	A	Southeast Mo. St.	92 86	126	A	Morehead St.	77 57	332	A	Eastern Ky.	87 52	120	H	UT Martin	100 86
120	A	UT Martin	68 71	332	A	Eastern Ky.	87 52	120	H	UT Martin	100 86	239	H	Southeast Mo. St.	91 57
237	H	SIUE	87 54	120	H	UT Martin	100 86	239	H	Southeast Mo. St.	91 57	154	A	Tennessee Tech	99 67
292	H	Eastern Ill.	98 57	239	H	Southeast Mo. St.	91 57	257	A	Austin Peay	80 62				
154	A	Tennessee Tech	99 67	257	A	Austin Peay	80 62								

Non-Div I Games:

Belmont

■ Loss,
 ■ Non-Conf, S Site,
 ■ Home
 ■ Away
 N Neutral

Average RPI Win: 295		WON-LOST	WINNING	LAST 10	STRENGTH OF		OPP. STRENGTH	TEAM	ADJ.	CONF.	ADJ CONF.
Average RPI Loss: 208		RECORD	PCT. RANK	GAMES	SCHEDULE		OF SCHEDULE	RPI	RPI	RPI	RPI
DIV. I ONLY		15- 10	119	0- 1	343		342	222	222	32	32
DIV. I NON-CONF.		5- 5	162	0- 0	315		196	214	214	32	32
TOTALS		RPI 1-25	RPI 26-50		W-L RECORDS		RPI 51-100	RPI 101-150		RPI 150+	
15- 10	0- 0	0- 0		OVERALL		0- 0	0- 3		15- 7		
7- 3	0- 0	0- 0		HOME		0- 0	0- 0		7- 3		
7- 7	0- 0	0- 0		AWAY		0- 0	0- 3		7- 4		
1- 0	0- 0	0- 0		NEUTRAL		0- 0	0- 0		1- 0		
5- 5	0- 0	0- 0		NON-CONFERENCE		0- 0	0- 3		5- 2		
3- 0	0- 0	0- 0		HOME		0- 0	0- 0		3- 0		
1- 5	0- 0	0- 0		AWAY		0- 0	0- 3		1- 2		
1- 0	0- 0	0- 0		NEUTRAL		0- 0	0- 0		1- 0		
10- 5	0- 0	0- 0		CONFERENCE		0- 0	0- 0		10- 5		
4- 3	0- 0	0- 0		HOME		0- 0	0- 0		4- 3		
6- 2	0- 0	0- 0		AWAY		0- 0	0- 0		6- 2		
0- 0	0- 0	0- 0		NEUTRAL		0- 0	0- 0		0- 0		

[illegible]

Non-Div I Games:	Flagler	74	59	Edward Waters	73	46
------------------	---------	----	----	---------------	----	----

Bethune-Cookman

■ Loss, ■ Non-Conf, S Site, ■ Home ■ Away N Neutral

Binghamton

Through Games Of March 6, 2019

Average RPI Win:	278	WON-LOST	WINNING	LAST 10	STRENGTH OF	OPP. STRENGTH	TEAM	ADJ.	CONF.	ADJ CONF.
Average RPI Loss:	165	RECORD	PCT. RANK	GAMES	SCHEDULE	OF SCHEDULE	RPI	RPI	RPI	RPI
DIV. I ONLY	10- 18	251	0- 1	194	260	254	254	23	23	
DIV. I NON-CONF.	3- 8	267	0- 0	113	214	249	249	25	25	
TOTALS	RPI 1-25	RPI 26-50	W-L RECORDS	RPI 51-100	RPI 101-150	RPI 150+				
10- 18	0- 2	0- 1	OVERALL	0- 2	1- 4	9- 9				
6- 7	0- 0	0- 0	HOME	0- 1	1- 2	5- 4				
4- 11	0- 2	0- 1	AWAY	0- 1	0- 2	4- 5				
0- 0	0- 0	0- 0	NEUTRAL	0- 0	0- 0	0- 0				
3- 8	0- 2	0- 1	NON-CONFERENCE	0- 0	0- 1	3- 4				
3- 2	0- 0	0- 0	HOME	0- 0	0- 1	3- 1				
0- 6	0- 2	0- 1	AWAY	0- 0	0- 0	0- 3				
0- 0	0- 0	0- 0	NEUTRAL	0- 0	0- 0	0- 0				
7- 10	0- 0	0- 0	CONFERENCE	0- 2	1- 3	6- 5				
3- 5	0- 0	0- 0	HOME	0- 1	1- 1	2- 3				
4- 5	0- 0	0- 0	AWAY	0- 1	0- 2	4- 2				
0- 0	0- 0	0- 0	NEUTRAL	0- 0	0- 0	0- 0				

RPI 1-25				RPI 26-50				RPI 51-100				RPI 101+ Team's RPI: 254			
RPI	S	Opponent	Score	RPI	S	Opponent	Score	RPI	S	Opponent	Score	RPI	S	Opponent	Score
1	A	Notre Dame	53 103	31	A	Ohio	49 86	62	A	Maine	66 95	113	A	Hartford	50 63
12	A	Marquette	40 93					62	H	Maine	60 67	113	H	Hartford	73 62
												130	H	Lehigh	55 65
												137	A	Stony Brook	53 68
												137	H	Stony Brook	56 65
												172	H	Rider	57 62
												198	A	Dartmouth	39 63
												205	H	Cornell	72 61
												242	A	Albany (NY)	56 61
												242	A	Albany (NY)	56 61
												242	H	Albany (NY)	62 71
												264	A	Niagara	72 79
												277	A	Vermont	59 50
												277	H	Vermont	57 58
												278	H	Army West Point	60 47
												304	A	UMBC	58 46
												304	H	UMBC	67 45
												315	A	New Hampshire	71 62
												315	H	New Hampshire	53 54
												320	A	UMass Lowell	70 50
												320	H	UMass Lowell	58 53
												330	A	Lafayette	50 59
												343	H	Fairleigh Dickinson	73 54
LAST 12 Division I GAMES:															
242	A	Albany (NY)	56 61	315	H	New Hampshire	53 54								
62	H	Maine	60 67	137	A	Stony Brook	53 68								
113	A	Hartford	50 63	242	H	Albany (NY)	62 71								
277	A	Vermont	59 50	113	H	Hartford	73 62								
320	H	UMass Lowell	58 53	62	A	Maine	66 95								
304	A	UMBC	58 46	320	A	UMass Lowell	70 50								

Non-Div I Games: Charleston (WV) 69 62 Caldwell 73 54

Binghamton

Loss, Non-Conf, S Site, H Home A Away N Neutral

Average RPI Win:	193	WON-LOST	WINNING	LAST 10	STRENGTH OF	OPP. STRENGTH	TEAM	ADJ.	CONF.	ADJ CONF.
Average RPI Loss:	99	RECORD	PCT. RANK	GAMES	SCHEDULE	OF SCHEDULE	RPI	RPI	RPI	RPI
DIV. I ONLY	22- 4	16	1- 0	202	96	47	47	15	15	
DIV. I NON-CONF.	7- 2	58	1- 0	160	14	60	60	12	12	
TOTALS	RPI 1-25	RPI 26-50	W-L RECORDS	RPI 51-100	RPI 101-150	RPI 150+				
22- 4	0- 1	1- 0	OVERALL	3- 1	3- 1	15- 1				
12- 1	0- 1	1- 0	HOME	1- 0	2- 0	8- 0				
7- 3	0- 0	0- 0	AWAY	0- 1	1- 1	6- 1				
3- 0	0- 0	0- 0	NEUTRAL	2- 0	0- 0	1- 0				
7- 2	0- 1	0- 0	NON-CONFERENCE	2- 0	1- 1	4- 0				
3- 1	0- 1	0- 0	HOME	0- 0	1- 0	2- 0				
1- 1	0- 0	0- 0	AWAY	0- 0	0- 1	1- 0				
3- 0	0- 0	0- 0	NEUTRAL	2- 0	0- 0	1- 0				
15- 2	0- 0	1- 0	CONFERENCE	1- 1	2- 0	11- 1				
9- 0	0- 0	1- 0	HOME	1- 0	1- 0	6- 0				
6- 2	0- 0	0- 0	AWAY	0- 1	1- 0	5- 1				
0- 0	0- 0	0- 0	NEUTRAL	0- 0	0- 0	0- 0				

RPI 1-25				RPI 26-50				Team's RPI: 47				RPI 51-100				RPI 101+			
RPI	S	Opponent	Score	RPI	S	Opponent	Score					RPI	S	Opponent	Score	RPI	S	Opponent	Score
3	H	Louisville	55 74	50	H	New Mexico	70 66					64	A	Wyoming	52 64	110	A	Fresno St.	72 60
												64	H	Wyoming	72 64	110	H	Fresno St.	83 76
												68	N	Idaho	91 85	135	H	CSUN	74 63
												89	N	UNI	61 60	150	A	Washington St.	71 95
																164	A	Washington	73 69
																177	A	Utah St.	68 81
																180	H	Eastern Wash.	67 55
																194	A	UNLV	64 57
																194	H	UNLV	53 38
																212	N	Saint Francis (PA)	78 64
																233	A	San Diego St.	69 66
																233	H	San Diego St.	91 67
																245	A	Nevada	75 74
																245	H	Nevada	80 65
																270	A	Colorado St.	72 63
																270	H	Colorado St.	70 57
																284	H	Southern Utah	88 53
																294	H	Air Force	79 48
																299	A	San Jose St.	83 69
																299	H	San Jose St.	99 68
LAST 12 Division I GAMES:																			
				164	A	Washington	73 69					110	H	Fresno St.	83 76				
				50	H	New Mexico	70 66					299	A	San Jose St.	83 69				
				194	H	UNLV	53 38					194	A	UNLV	64 57				
				270	A	Colorado St.	72 63					245	H	Nevada	80 65				
				177	A	Utah St.	68 81					270	H	Colorado St.	70 57				
				233	H	San Diego St.	91 67					64	A	Wyoming	52 64				

Non-Div I Games: Southern Ore. 91 46 Northwest Chrst. 93 26

Boise St.

■ Loss,
 ■ Non-Conf, S Site,
 ■ Home
 ■ Away
 N Neutral

Average RPI Win:	200	WON-LOST	WINNING	LAST 10	STRENGTH OF	OPP. STRENGTH	TEAM	ADJ.	CONF.	ADJ CONF.
Average RPI Loss:	42	RECORD	PCT. RANK	GAMES	SCHEDULE	OF SCHEDULE	RPI	RPI	RPI	RPI
DIV. I ONLY	14- 16	195	0- 1	53	33	128	128	1	1	
DIV. I NON-CONF.	11- 2	32	0- 0	228	303	105	105	1	1	
TOTALS	RPI 1-25	RPI 26-50	W-L RECORDS	RPI 51-100	RPI 101-150	RPI 150+				
14- 16	0- 8	0- 1	OVERALL	2- 6	2- 1	10- 0				
8- 9	0- 4	0- 0	HOME	1- 4	0- 1	7- 0				
4- 6	0- 4	0- 1	AWAY	1- 1	2- 0	1- 0				
2- 1	0- 0	0- 0	NEUTRAL	0- 1	0- 0	2- 0				
11- 2	0- 0	0- 0	NON-CONFERENCE	1- 1	0- 1	10- 0				
7- 2	0- 0	0- 0	HOME	0- 1	0- 1	7- 0				
2- 0	0- 0	0- 0	AWAY	1- 0	0- 0	1- 0				
2- 0	0- 0	0- 0	NEUTRAL	0- 0	0- 0	2- 0				
3- 14	0- 8	0- 1	CONFERENCE	1- 5	2- 0	0- 0				
1- 7	0- 4	0- 0	HOME	1- 3	0- 0	0- 0				
2- 6	0- 4	0- 1	AWAY	0- 1	2- 0	0- 0				
0- 1	0- 0	0- 0	NEUTRAL	0- 1	0- 0	0- 0				

RPI 1-25				RPI 26-50				RPI 51-100				RPI 101+ Team's RPI: 128			
RPI	S	Opponent	Score	RPI	S	Opponent	Score	RPI	S	Opponent	Score	RPI	S	Opponent	Score
1	A	Notre Dame	63 92	38	A	North Carolina	78 93	54	H	Georgia Tech	76 81	121	H	Providence	57 61
1	H	Notre Dame	47 97					55	H	Clemson	58 91	123	A	Pittsburgh	59 55
3	A	Louisville	51 87					60	H	Virginia Tech	86 95	146	A	Wake Forest	65 64
7	H	NC State	69 85					73	H	Duke	92 90	170	H	Boston U.	78 51
10	A	Syracuse	69 96					90	A	Virginia	77 79	172	N	Rider	112 61
10	H	Syracuse	59 76					90	N	Virginia	61 77	189	H	Holy Cross	89 63
18	A	Miami (FL)	73 76					97	H	Minnesota	69 77	198	H	Dartmouth	99 68
23	H	Florida St.	71 91					98	A	Houston	64 57	209	H	Campbell	76 56
												247	H	Columbia	74 60
												258	A	Rhode Island	88 64
												276	N	Loyola Maryland	73 47
												297	H	Bryant	83 46
												344	H	Saint Peter's	89 57
LAST 12 Division I GAMES:															
		90 N Virginia	61 77			1	H Notre Dame	47 97							
		172 N Rider	112 61			10	A Syracuse	69 96							
		10 H Syracuse	59 76			90	A Virginia	77 79							
		3 A Louisville	51 87			60	H Virginia Tech	86 95							
		38 A North Carolina	78 93			73	H Duke	92 90							
		55 H Clemson	58 91			18	A Miami (FL)	73 76							

Non-Div I Games:

Boston College

■ Loss,
 ■ Non-Conf, S Site,
 ■ Home
 ■ Away
 N Neutral

Average RPI Win:	239	WON-LOST	WINNING	LAST 10	STRENGTH OF	OPP. STRENGTH	TEAM	ADJ.	CONF.	ADJ CONF.
Average RPI Loss:	150	RECORD	PCT. RANK	GAMES	SCHEDULE	OF SCHEDULE	RPI	RPI	RPI	RPI
DIV. I ONLY	15- 13	153	0- 1	195	223	170	170	18	18	
DIV. I NON-CONF.	4- 6	212	0- 0	241	210	239	239	21	21	
TOTALS	RPI 1-25	RPI 26-50	W-L RECORDS	RPI 51-100	RPI 101-150	RPI 150+				
15- 13	0- 0	1- 1	OVERALL	0- 3	3- 3	11- 6				
8- 5	0- 0	0- 1	HOME	0- 1	2- 0	6- 3				
7- 8	0- 0	1- 0	AWAY	0- 2	1- 3	5- 3				
0- 0	0- 0	0- 0	NEUTRAL	0- 0	0- 0	0- 0				
4- 6	0- 0	0- 0	NON-CONFERENCE	0- 1	1- 3	3- 2				
4- 0	0- 0	0- 0	HOME	0- 0	1- 0	3- 0				
0- 6	0- 0	0- 0	AWAY	0- 1	0- 3	0- 2				
0- 0	0- 0	0- 0	NEUTRAL	0- 0	0- 0	0- 0				
11- 7	0- 0	1- 1	CONFERENCE	0- 2	2- 0	8- 4				
4- 5	0- 0	0- 1	HOME	0- 1	1- 0	3- 3				
7- 2	0- 0	1- 0	AWAY	0- 1	1- 0	5- 1				
0- 0	0- 0	0- 0	NEUTRAL	0- 0	0- 0	0- 0				

RPI 1-25				RPI 26-50				RPI 51-100				RPI 101+ Team's RPI: 170			
RPI	S	Opponent	Score	RPI	S	Opponent	Score	RPI	S	Opponent	Score	RPI	S	Opponent	Score
				42	A	Bucknell	70 62	80	A	American	48 50	108	A	Northeastern	51 81
				42	H	Bucknell	58 62	80	H	American	51 64	124	A	Marist	57 68
								85	A	Harvard	47 67	128	A	Boston College	51 78
												130	A	Lehigh	52 48
												130	H	Lehigh	58 45
												139	H	Delaware	72 61
												189	A	Holy Cross	69 75
												189	H	Holy Cross	61 64
												198	A	Dartmouth	44 64
												203	A	Massachusetts	55 66
												249	A	Colgate	61 53
												249	H	Colgate	72 81
												250	A	Navy	49 35
												250	H	Navy	66 55
												276	A	Loyola Maryland	64 62
												276	H	Loyola Maryland	55 59
												278	A	Army West Point	67 42
												278	H	Army West Point	63 51
												287	H	Brown	72 51
												297	H	Bryant	67 65
												315	H	New Hampshire	60 39
												330	A	Lafayette	47 44
												330	H	Lafayette	50 49
LAST 12 Division I GAMES:															
				276	H	Loyola Maryland	55 59	249	A	Colgate	61 53				
				278	A	Army West Point	67 42	130	A	Lehigh	52 48				
				330	H	Lafayette	50 49	42	H	Bucknell	58 62				
				250	H	Navy	66 55	330	A	Lafayette	47 44				
				80	A	American	48 50	250	A	Navy	49 35				
				189	H	Holy Cross	61 64	80	H	American	51 64				

Non-Div I Games:

Boston U.

■ Loss,
 ■ Non-Conf,
 ■ S Site,
 ■ H Home
 ■ A Away
 N Neutral

Bowling Green

Through Games Of March 6, 2019

Average RPI Win:	210	WON-LOST	WINNING	LAST 10	STRENGTH OF	OPP. STRENGTH	TEAM	ADJ.	CONF.	ADJ CONF.
Average RPI Loss:	118	RECORD	PCT. RANK	GAMES	SCHEDULE	OF SCHEDULE	RPI	RPI	RPI	RPI
DIV. I ONLY	8- 19	276	0- 1	82	133	220	220	8	8	
DIV. I NON-CONF.	6- 4	125	0- 0	237	322	157	157	9	9	
TOTALS	RPI 1-25	RPI 26-50	W-L RECORDS	RPI 51-100	RPI 101-150	RPI 150+				
8- 19	0- 0	1- 4	OVERALL	1- 5	0- 3	6- 7				
6- 7	0- 0	1- 2	HOME	1- 2	0- 1	4- 2				
2- 11	0- 0	0- 2	AWAY	0- 3	0- 1	2- 5				
0- 1	0- 0	0- 0	NEUTRAL	0- 0	0- 1	0- 0				
6- 4	0- 0	0- 1	NON-CONFERENCE	0- 0	0- 1	6- 2				
4- 0	0- 0	0- 0	HOME	0- 0	0- 0	4- 0				
2- 3	0- 0	0- 1	AWAY	0- 0	0- 0	2- 2				
0- 1	0- 0	0- 0	NEUTRAL	0- 0	0- 1	0- 0				
2- 15	0- 0	1- 3	CONFERENCE	1- 5	0- 2	0- 5				
2- 7	0- 0	1- 2	HOME	1- 2	0- 1	0- 2				
0- 8	0- 0	0- 1	AWAY	0- 3	0- 1	0- 3				
0- 0	0- 0	0- 0	NEUTRAL	0- 0	0- 0	0- 0				

RPI S	Opponent	Score	RPI S	Opponent	Score	RPI S	Opponent	Score	RPI S	Opponent	Score	Team's RPI: 220
27	H Central Mich.	54 92	52	A Miami (OH)	62 75	125	A Northern Ill.	47 88				
31	H Ohio	79 82	52	H Miami (OH)	75 82	125	H Northern Ill.	52 66				
36	A Buffalo	61 75	82	A Toledo	56 76	138	N Mercer	63 76				
36	H Buffalo	78 72	82	H Toledo	65 79	152	A Akron	71 74				
40	A Michigan St.	69 99	86	A Kent St.	73 77	152	H Akron	73 83				
			86	H Kent St.	62 49	175	A Coastal Caro.	80 81				
						185	H Robert Morris	61 60				
						199	H Marshall	99 76				
						201	A Xavier	49 65				
						202	A Ball St.	70 77				
						219	A Eastern Mich.	74 81				
						244	H Loyola Chicago	88 74				
						266	H Western Mich.	82 84				
						282	A Canisius	74 53				
						311	A Valparaiso	79 72				
						333	H Detroit Mercy	79 73				
LAST 12 Division I GAMES:												
36	A Buffalo	61 75	52	H Miami (OH)	75 82							
86	H Kent St.	62 49	125	A Northern Ill.	47 88							
152	H Akron	73 83	82	A Toledo	56 76							
52	A Miami (OH)	62 75	27	H Central Mich.	54 92							
86	A Kent St.	73 77	31	H Ohio	79 82							
36	H Buffalo	78 72	219	A Eastern Mich.	74 81							

Non-Div I Games: Davis & Elkins 63 28

Bowling Green

■ Loss,
 ■ Non-Conf,
 ■ S Site,
 ■ H Home
 ■ A Away
 N Neutral

Bradley

Through Games Of March 6, 2019

Average RPI Win:	254	WON-LOST	WINNING	LAST 10	STRENGTH OF	OPP. STRENGTH	TEAM	ADJ.	CONF.	ADJ CONF.
Average RPI Loss:	114	RECORD	PCT. RANK	GAMES	SCHEDULE	OF SCHEDULE	RPI	RPI	RPI	RPI
DIV. I ONLY	19- 7	54	1- 0	331	169	157	157	13	13	
DIV. I NON-CONF.	9- 1	29	1- 0	349	221	154	154	15	15	
TOTALS	RPI 1-25	RPI 26-50	W-L RECORDS	RPI 51-100	RPI 101-150	RPI 150+				
19- 7	0- 1	0- 0	OVERALL	0- 4	1- 0	18- 2				
11- 3	0- 1	0- 0	HOME	0- 2	0- 0	11- 0				
7- 4	0- 0	0- 0	AWAY	0- 2	0- 0	7- 2				
1- 0	0- 0	0- 0	NEUTRAL	0- 0	1- 0	0- 0				
9- 1	0- 0	0- 0	NON-CONFERENCE	0- 1	1- 0	8- 0				
5- 0	0- 0	0- 0	HOME	0- 0	0- 0	5- 0				
3- 1	0- 0	0- 0	AWAY	0- 1	0- 0	3- 0				
1- 0	0- 0	0- 0	NEUTRAL	0- 0	1- 0	0- 0				
10- 6	0- 1	0- 0	CONFERENCE	0- 3	0- 0	10- 2				
6- 3	0- 1	0- 0	HOME	0- 2	0- 0	6- 0				
4- 3	0- 0	0- 0	AWAY	0- 1	0- 0	4- 2				
0- 0	0- 0	0- 0	NEUTRAL	0- 0	0- 0	0- 0				

RPI 1-25				RPI 26-50				RPI 51-100				RPI 101+ Team's RPI: 157			
RPI	S	Opponent	Score	RPI	S	Opponent	Score	RPI	S	Opponent	Score	RPI	S	Opponent	Score
22	H	Drake	63 92					65	A	Missouri St.	60 82	139	N	Delaware	59 47
								65	H	Missouri St.	56 68	159	A	Southern Ill.	55 62
								87	A	Purdue	61 74	159	H	Southern Ill.	58 53
								89	H	UNI	78 81	160	A	Illinois St.	79 68
												160	H	Illinois St.	75 65
												213	A	Indiana St.	61 45
												213	H	Indiana St.	81 80
												229	H	Western Ill.	82 68
												239	H	Southeast Mo. St.	85 79
												244	A	Loyola Chicago	69 56
												244	H	Loyola Chicago	71 59
												281	A	Cleveland St.	67 65
												292	H	Eastern Ill.	67 64
												305	A	Fla. Atlantic	80 59
												308	H	Oakland	73 64
												311	A	Valparaiso	73 76
												311	H	Valparaiso	87 76
												316	A	Omaha	80 60
												328	A	Evansville	75 68
												328	H	Evansville	81 63
												350	H	Chicago St.	89 59
LAST 12 Division I GAMES:															
305	A	Fla. Atlantic	80 59	328	H	Evansville	81 63								
244	H	Loyola Chicago	71 59	213	H	Indiana St.	81 80								
311	H	Valparaiso	87 76	244	A	Loyola Chicago	69 56								
160	H	Illinois St.	75 65	311	A	Valparaiso	73 76								
65	A	Missouri St.	60 82	160	A	Illinois St.	79 68								
159	A	Southern Ill.	55 62	159	H	Southern Ill.	58 53								

Non-Div I Games: Rockhurst 83 40

Bradley

■ Loss,
 ■ Non-Conf,
 ■ S Site,
 ■ H Home
 ■ A Away
 N Neutral

Average RPI Win:	270	WON-LOST	WINNING	LAST 10	STRENGTH OF	OPP. STRENGTH	TEAM	ADJ.	CONF.	ADJ CONF.
Average RPI Loss:	152	RECORD	PCT. RANK	GAMES	SCHEDULE	OF SCHEDULE	RPI	RPI	RPI	RPI
DIV. I ONLY	7- 19	289	0- 1	223	209	287	287	11	11	
DIV. I NON-CONF.	6- 8	199	0- 1	257	309	230	230	11	11	
TOTALS	RPI 1-25	RPI 26-50	W-L RECORDS	RPI 51-100	RPI 101-150	RPI 150+				
7- 19	0- 1	0- 1	OVERALL	0- 5	1- 2	6- 10				
4- 6	0- 0	0- 1	HOME	0- 1	1- 0	3- 4				
2- 13	0- 1	0- 0	AWAY	0- 4	0- 2	2- 6				
1- 0	0- 0	0- 0	NEUTRAL	0- 0	0- 0	1- 0				
6- 8	0- 1	0- 1	NON-CONFERENCE	0- 1	0- 1	6- 4				
3- 2	0- 0	0- 1	HOME	0- 0	0- 0	3- 1				
2- 6	0- 1	0- 0	AWAY	0- 1	0- 1	2- 3				
1- 0	0- 0	0- 0	NEUTRAL	0- 0	0- 0	1- 0				
1- 11	0- 0	0- 0	CONFERENCE	0- 4	1- 1	0- 6				
1- 4	0- 0	0- 0	HOME	0- 1	1- 0	0- 3				
0- 7	0- 0	0- 0	AWAY	0- 3	0- 1	0- 3				
0- 0	0- 0	0- 0	NEUTRAL	0- 0	0- 0	0- 0				

RPI 1-25				RPI 26-50				RPI 51-100				RPI 101+ Team's RPI: 287			
RPI	S	Opponent	Score	RPI	S	Opponent	Score	RPI	S	Opponent	Score	RPI	S	Opponent	Score
25	A	Rutgers	52 73	42	H	Bucknell	78 91	56	A	Princeton	74 93	122	A	Yale	72 84
								61	A	Penn	43 83	122	H	Yale	86 71
								62	A	Maine	96 102	125	A	Northern Ill.	102 109
								85	A	Harvard	55 98	170	A	Boston U.	51 72
								85	H	Harvard	83 100	189	A	Holy Cross	89 85
												198	A	Dartmouth	43 78
												198	H	Dartmouth	61 81
												203	H	Massachusetts	61 90
												205	A	Cornell	48 66
												205	H	Cornell	53 65
												247	A	Columbia	62 93
												247	H	Columbia	81 83
												258	A	Rhode Island	67 72
												295	H	Fairfield	68 49
												297	A	Bryant	57 75
												297	N	Bryant	84 68
												315	H	New Hampshire	76 70
												323	H	Central Conn. St.	68 63
												350	A	Chicago St.	90 65
LAST 12 Division I GAMES:															
258	A	Rhode Island	67 72	205	H	Cornell	53 65								
205	A	Cornell	48 66	56	A	Princeton	74 93								
247	A	Columbia	62 93	61	A	Penn	43 83								
198	A	Dartmouth	43 78	85	H	Harvard	83 100								
85	A	Harvard	55 98	198	H	Dartmouth	61 81								
247	H	Columbia	81 83	122	A	Yale	72 84								

Non-Div I Games: Johnson & Wales (RI78 46 Adelphi 75 62

Brown

Loss, Non-Conf, S Site, H Home A Away N Neutral

Average RPI Win:	297	WON-LOST	WINNING	LAST 10	STRENGTH OF	OPP. STRENGTH	TEAM	ADJ.	CONF.	ADJ CONF.
Average RPI Loss:	199	RECORD	PCT. RANK	GAMES	SCHEDULE	OF SCHEDULE	RPI	RPI	RPI	RPI
DIV. I ONLY	10- 18	251	0- 1	308	327	297	297	31	31	
DIV. I NON-CONF.	2- 9	297	0- 1	247	238	308	308	31	31	
TOTALS	RPI 1-25	RPI 26-50	W-L RECORDS	RPI 51-100	RPI 101-150	RPI 150+				
10- 18	0- 0	0- 0	OVERALL	0- 2	0- 3	10- 13				
6- 5	0- 0	0- 0	HOME	0- 1	0- 0	6- 4				
4- 11	0- 0	0- 0	AWAY	0- 1	0- 2	4- 8				
0- 2	0- 0	0- 0	NEUTRAL	0- 0	0- 1	0- 1				
2- 9	0- 0	0- 0	NON-CONFERENCE	0- 2	0- 3	2- 4				
1- 2	0- 0	0- 0	HOME	0- 1	0- 0	1- 1				
1- 5	0- 0	0- 0	AWAY	0- 1	0- 2	1- 2				
0- 2	0- 0	0- 0	NEUTRAL	0- 0	0- 1	0- 1				
8- 9	0- 0	0- 0	CONFERENCE	0- 0	0- 0	8- 9				
5- 3	0- 0	0- 0	HOME	0- 0	0- 0	5- 3				
3- 6	0- 0	0- 0	AWAY	0- 0	0- 0	3- 6				
0- 0	0- 0	0- 0	NEUTRAL	0- 0	0- 0	0- 0				

RPI S	Opponent	Score	RPI S	Opponent	Score	RPI S	Opponent	Score	RPI S	Opponent	Score	Team's RPI: 297
						62	H Maine	57 74	113	A Hartford	57 67	
						71	A West Virginia	48 94	121	N Providence	64 72	
									128	A Boston College	46 83	
									170	A Boston U.	65 67	
									185	A Robert Morris	56 59	
									185	H Robert Morris	57 60	
									189	H Holy Cross	62 81	
									192	A Sacred Heart	48 49	
									192	H Sacred Heart	57 67	
									212	A Saint Francis (PA)	66 78	
									212	H Saint Francis (PA)	66 63	
									238	A Mt. St. Mary's	73 68	
									238	H Mt. St. Mary's	77 59	
									246	A St. Francis Brooklyn	77 101	
									246	H St. Francis Brooklyn	55 60	
									287	H Brown	75 57	
									287	N Brown	68 84	
									313	A Wagner	84 69	
									315	A New Hampshire	74 79	
									320	A UMass Lowell	58 57	
									323	A Central Conn. St.	65 66	
									323	H Central Conn. St.	72 60	
									343	A Fairleigh Dickinson	53 63	
									343	H Fairleigh Dickinson	68 48	
									349	A LIU Brooklyn	69 54	
									349	H LIU Brooklyn	69 62	
LAST 12 Division I GAMES:												
			121	N Providence	64 72		192	H Sacred Heart	57 67			
			349	A LIU Brooklyn	69 54		212	A Saint Francis (PA)	66 78			
			246	A St. Francis Brooklyn	77 101		185	A Robert Morris	56 59			
			313	A Wagner	84 69		323	A Central Conn. St.	65 66			
			238	H Mt. St. Mary's	77 59		343	A Fairleigh Dickinson	53 63			
			343	H Fairleigh Dickinson	68 48		323	H Central Conn. St.	72 60			

Non-Div I Games:

Bryant

■ Loss,
 ■ Non-Conf,
 ■ S Site,
 ■ H Home
 ■ A Away
 N Neutral

Average RPI Win:	219	WON-LOST	WINNING	LAST 10	STRENGTH OF	OPP. STRENGTH	TEAM	ADJ.	CONF.	ADJ CONF.
Average RPI Loss:	92	RECORD	PCT. RANK	GAMES	SCHEDULE	OF SCHEDULE	RPI	RPI	RPI	RPI
DIV. I ONLY	25- 5	17	1- 0	146	210	42	42	18	18	
DIV. I NON-CONF.	9- 3	62	0- 0	106	174	35	35	21	21	
TOTALS	RPI 1-25	RPI 26-50	W-L RECORDS	RPI 51-100	RPI 101-150	RPI 150+				
25- 5	0- 2	1- 0	OVERALL	2- 1	3- 0	19- 2				
12- 1	0- 0	1- 0	HOME	1- 0	2- 0	8- 1				
11- 4	0- 2	0- 0	AWAY	1- 1	1- 0	9- 1				
2- 0	0- 0	0- 0	NEUTRAL	0- 0	0- 0	2- 0				
9- 3	0- 2	1- 0	NON-CONFERENCE	0- 1	1- 0	7- 0				
4- 0	0- 0	1- 0	HOME	0- 0	1- 0	2- 0				
3- 3	0- 2	0- 0	AWAY	0- 1	0- 0	3- 0				
2- 0	0- 0	0- 0	NEUTRAL	0- 0	0- 0	2- 0				
16- 2	0- 0	0- 0	CONFERENCE	2- 0	2- 0	12- 2				
8- 1	0- 0	0- 0	HOME	1- 0	1- 0	6- 1				
8- 1	0- 0	0- 0	AWAY	1- 0	1- 0	6- 1				
0- 0	0- 0	0- 0	NEUTRAL	0- 0	0- 0	0- 0				

RPI 1-25				RPI 26-50				Team's RPI: 42				RPI 51-100				RPI 101+			
RPI	S	Opponent	Score	RPI	S	Opponent	Score	RPI	S	Opponent	Score	RPI	S	Opponent	Score	RPI	S	Opponent	Score
10	A	Syracuse	56 70	43	H	Quinnipiac	75 58	79	A	Drexel	42 64	115	H	Youngstown St.	73 68				
11	A	Iowa St.	61 86					80	A	American	65 64	130	A	Lehigh	73 68				
								80	H	American	71 56	130	H	Lehigh	71 53				
												170	A	Boston U.	62 58				
												170	H	Boston U.	62 70				
												172	H	Rider	80 59				
												189	A	Holy Cross	60 61				
												189	H	Holy Cross	75 71				
												203	N	Massachusetts	77 58				
												226	A	Monmouth	70 32				
												249	A	Colgate	90 62				
												249	H	Colgate	76 58				
												250	A	Navy	77 43				
												250	H	Navy	90 48				
												261	A	St. Bonaventure	77 46				
												276	A	Loyola Maryland	75 57				
												276	H	Loyola Maryland	87 55				
												278	A	Army West Point	66 52				
												278	H	Army West Point	84 66				
												287	A	Brown	91 78				
												295	N	Fairfield	77 54				
												325	H	Iona	81 43				
												330	A	Lafayette	56 47				
												330	H	Lafayette	75 43				
LAST 12 Division I GAMES:																			
278	H	Army West Point	84 66	130	A	Lehigh	73 68												
80	A	American	65 64	330	H	Lafayette	75 43												
250	H	Navy	90 48	170	A	Boston U.	62 58												
189	A	Holy Cross	60 61	250	A	Navy	77 43												
276	H	Loyola Maryland	87 55	189	H	Holy Cross	75 71												
249	H	Colgate	76 58	276	A	Loyola Maryland	75 57												

Non-Div I Games:

Bucknell

■ Loss,
■ Non-Conf, S Site,
■ Home
■ Away
N Neutral

Buffalo

Through Games Of March 6, 2019

Average RPI Win:	166	WON-LOST	WINNING	LAST 10	STRENGTH OF	OPP. STRENGTH	TEAM	ADJ.	CONF.	ADJ CONF.
Average RPI Loss:	73	RECORD	PCT. RANK	GAMES	SCHEDULE	OF SCHEDULE	RPI	RPI	RPI	RPI
DIV. I ONLY	20- 8	61	1- 0	55	88	36	36	8	8	
DIV. I NON-CONF.	8- 3	72	0- 0	98	104	41	41	9	9	
TOTALS	RPI 1-25	RPI 26-50	W-L RECORDS	RPI 51-100	RPI 101-150	RPI 150+				
20- 8	0- 2	2- 3	OVERALL	5- 0	1- 1	12- 2				
9- 3	0- 1	0- 2	HOME	3- 0	1- 0	5- 0				
9- 5	0- 1	1- 1	AWAY	1- 0	0- 1	7- 2				
2- 0	0- 0	1- 0	NEUTRAL	1- 0	0- 0	0- 0				
8- 3	0- 2	1- 0	NON-CONFERENCE	1- 0	0- 1	6- 0				
2- 1	0- 1	0- 0	HOME	0- 0	0- 0	2- 0				
4- 2	0- 1	0- 0	AWAY	0- 0	0- 1	4- 0				
2- 0	0- 0	1- 0	NEUTRAL	1- 0	0- 0	0- 0				
12- 5	0- 0	1- 3	CONFERENCE	4- 0	1- 0	6- 2				
7- 2	0- 0	0- 2	HOME	3- 0	1- 0	3- 0				
5- 3	0- 0	1- 1	AWAY	1- 0	0- 0	3- 2				
0- 0	0- 0	0- 0	NEUTRAL	0- 0	0- 0	0- 0				

RPI 1-25				RPI 26-50				Team's RPI: 36	RPI 51-100				RPI 101+			
RPI	S	Opponent	Score	RPI	S	Opponent	Score		RPI	S	Opponent	Score	RPI	S	Opponent	Score
4	H	Stanford	55 62	27	A	Central Mich.	65 76		52	A	Miami (OH)	66 59	117	A	Dayton	59 72
5	A	Oregon	82 102	27	H	Central Mich.	95 100		52	H	Miami (OH)	86 61	125	H	Northern Ill.	93 64
				29	N	South Dakota St.	61 55		75	N	Georgetown	73 64	152	A	Akron	59 70
				31	A	Ohio	73 43		82	H	Toledo	73 63	152	H	Akron	91 72
				31	H	Ohio	71 74		86	H	Kent St.	75 66	198	A	Dartmouth	75 69
													202	A	Ball St.	97 58
													202	H	Ball St.	77 65
													208	A	UMES	69 63
													219	A	Eastern Mich.	91 84
													220	A	Bowling Green	72 78
													220	H	Bowling Green	75 61
													261	H	St. Bonaventure	90 43
													264	H	Niagara	88 61
													266	A	Western Mich.	61 59
													282	A	Canisius	84 66
													323	A	Central Conn. St.	82 69
LAST 12 Division I GAMES:																
220	H	Bowling Green	75 61	86	H	Kent St.	75 66		82	H	Toledo	73 63				
52	H	Miami (OH)	86 61	27	A	Central Mich.	65 76		202	A	Ball St.	97 58				
31	A	Ohio	73 43						125	H	Northern Ill.	93 64				
152	A	Akron	59 70						152	H	Akron	91 72				
27	H	Central Mich.	95 100													
220	A	Bowling Green	72 78													

Non-Div I Games:

Buffalo

■ Loss,
 ■ Non-Conf, S Site,
 ■ Home
 ■ Away
 N Neutral

Through Games of March 9, 1919										
Average RPI Win:	156	WON-LOST	WINNING	LAST 10	STRENGTH OF	OPP. STRENGTH	TEAM	ADJ.	CONF.	ADJ CONF.
Average RPI Loss:	69	RECORD	PCT. RANK	GAMES	SCHEDULE	OF SCHEDULE	RPI	RPI	RPI	RPI
DIV. I ONLY	21- 8	57	1- 0	112	65	59	59	6	6	
DIV. I NON-CONF.	10- 1	17	0- 0	276	172	63	63	4	4	

TOTALS	RPI 1-25	RPI 26-50		W-L RECORDS		RPI 51-100	RPI 101-150	RPI 150+		
21- 8	1- 3	2- 1		OVERALL		4- 1	3- 3	11- 0		
12- 4	0- 2	1- 0		HOME		1- 1	2- 1	8- 0		
7- 4	1- 1	1- 1		AWAY		2- 0	1- 2	2- 0		
2- 0	0- 0	0- 0		NEUTRAL		1- 0	0- 0	1- 0		
10- 1	0- 0	0- 1		NON-CONFERENCE		1- 0	0- 0	9- 0		
7- 0	0- 0	0- 0		HOME		0- 0	0- 0	7- 0		
1- 1	0- 0	0- 1		AWAY		0- 0	0- 0	1- 0		
2- 0	0- 0	0- 0		NEUTRAL		1- 0	0- 0	1- 0		
11- 7	1- 3	2- 0		CONFERENCE		3- 1	3- 3	2- 0		
5- 4	0- 2	1- 0		HOME		1- 1	2- 1	1- 0		
6- 3	1- 1	1- 0		AWAY		2- 0	1- 2	1- 0		
0- 0	0- 0	0- 0		NEUTRAL		0- 0	0- 0	0- 0		

RPI S	Opponent	Score	RPI S	Opponent	Score	RPI S	Opponent	Score	RPI S	Opponent	Score
12	A Marquette	61 57	43	A Villanova	63 55	75	A Georgetown	59 50	118	A St. John's (NY)	73 68
12	H Marquette	58 87	43	H Villanova	62 60	75	H Georgetown	42 72	118	H St. John's (NY)	66 45
24	A DePaul	62 76	49	A Indiana	46 66	84	N Ohio St.	66 53	121	A Providence	68 74
24	H DePaul	78 86				100	A Creighton	75 43	121	H Providence	63 66
						100	H Creighton	66 46	129	A Seton Hall	62 83
									129	H Seton Hall	62 59
									152	A Akron	63 47
									160	H Illinois St.	58 56
									201	A Xavier	63 41
									201	H Xavier	63 38
									202	H Ball St.	64 47
									213	H Indiana St.	72 49
									219	N Eastern Mich.	73 63
									229	H Western Ill.	92 51
									260	H Murray St.	86 65
									292	H Eastern Ill.	72 37
									320	H UMass Lowell	89 36
LAST 12 Division I GAMES:											
43	H Villanova	62 60	201	H Xavier	63 38						
75	H Georgetown	42 72	129	A Seton Hall	62 83						
24	A DePaul	62 76	118	A St. John's (NY)	73 68						
12	A Marquette	61 57	12	H Marquette	58 87						
121	H Providence	63 66	24	H DePaul	78 86						
100	H Creighton	66 46	100	A Creighton	75 43						

Non-Div I Games:

Butler

CSU Bakersfield

Through Games Of March 6, 2019

Average RPI Win:	278	WON-LOST	WINNING	LAST 10	STRENGTH OF	OPP. STRENGTH	TEAM	ADJ.	CONF.	ADJ CONF.
Average RPI Loss:	210	RECORD	PCT. RANK	GAMES	SCHEDULE	OF SCHEDULE	RPI	RPI	RPI	RPI
DIV. I ONLY	10- 15	230	1- 0	309	324	265	265	30	30	
DIV. I NON-CONF.	2- 9	297	0- 0	272	251	309	309	30	30	
TOTALS	RPI 1-25	RPI 26-50	W-L RECORDS	RPI 51-100	RPI 101-150	RPI 150+				
10- 15	0- 1	0- 0	OVERALL	1- 0	0- 3	9- 11				
5- 3	0- 0	0- 0	HOME	1- 0	0- 2	4- 1				
5- 12	0- 1	0- 0	AWAY	0- 0	0- 1	5- 10				
0- 0	0- 0	0- 0	NEUTRAL	0- 0	0- 0	0- 0				
2- 9	0- 1	0- 0	NON-CONFERENCE	1- 0	0- 1	1- 7				
1- 1	0- 0	0- 0	HOME	1- 0	0- 1	0- 0				
1- 8	0- 1	0- 0	AWAY	0- 0	0- 0	1- 7				
0- 0	0- 0	0- 0	NEUTRAL	0- 0	0- 0	0- 0				
8- 6	0- 0	0- 0	CONFERENCE	0- 0	0- 2	8- 4				
4- 2	0- 0	0- 0	HOME	0- 0	0- 1	4- 1				
4- 4	0- 0	0- 0	AWAY	0- 0	0- 1	4- 3				
0- 0	0- 0	0- 0	NEUTRAL	0- 0	0- 0	0- 0				

RPI 1-25				RPI 26-50				RPI 51-100				RPI 101+ Team's RPI: 265			
RPI	S	Opponent	Score	RPI	S	Opponent	Score	RPI	S	Opponent	Score	RPI	S	Opponent	Score
19	A	Oregon St.	52 92					77	H	Wright St.	76 74	143	A	New Mexico St.	48 61
												143	H	New Mexico St.	59 61
												147	H	UC Riverside	67 79
												179	A	North Texas	59 71
												184	A	UC Irvine	78 85
												214	A	SMU	43 49
												224	A	UTRGV	56 64
												224	H	UTRGV	68 63
												231	A	California Baptist	43 67
												231	H	California Baptist	45 68
												235	A	UMKC	67 57
												235	H	UMKC	85 71
												259	A	Cal St. Fullerton	56 64
												275	A	UTEP	47 53
												279	A	Utah Valley	70 78
												296	A	UC Santa Barbara	56 48
												299	A	San Jose St.	72 82
												316	A	Omaha	46 53
												336	A	Grand Canyon	59 46
												336	H	Grand Canyon	51 37
												345	A	Seattle U	70 60
												350	A	Chicago St.	67 56
												350	H	Chicago St.	80 47
LAST 12 Division I GAMES:															
336	H	Grand Canyon	51 37	336	A	Grand Canyon	59 46								
231	A	California Baptist	43 67	231	H	California Baptist	45 68								
235	H	UMKC	85 71	350	A	Chicago St.	67 56								
350	H	Chicago St.	80 47	235	A	UMKC	67 57								
224	A	UTRGV	56 64	143	H	New Mexico St.	59 61								
143	A	New Mexico St.	48 61	224	H	UTRGV	68 63								

Non-Div I Games: Whittier 74 46 Westcliff 91 37

CSU Bakersfield

Loss, Non-Conf, S Site, H Home A Away N Neutral

Average RPI Win:	247	WON-LOST	WINNING	LAST 10	STRENGTH OF	OPP. STRENGTH	TEAM	ADJ.	CONF.	ADJ CONF.
Average RPI Loss:	93	RECORD	PCT. RANK	GAMES	SCHEDULE	OF SCHEDULE	RPI	RPI	RPI	RPI
DIV. I ONLY	16- 13	148	0- 1	157	154	135	135	21	21	
DIV. I NON-CONF.	6- 8	199	0- 1	108	32	144	144	20	20	
TOTALS	RPI 1-25	RPI 26-50	W-L RECORDS	RPI 51-100	RPI 101-150	RPI 150+				
16- 13	0- 2	0- 3	OVERALL	0- 5	2- 1	14- 2				
10- 3	0- 0	0- 0	HOME	0- 3	2- 0	8- 0				
6- 10	0- 2	0- 3	AWAY	0- 2	0- 1	6- 2				
0- 0	0- 0	0- 0	NEUTRAL	0- 0	0- 0	0- 0				
6- 8	0- 2	0- 3	NON-CONFERENCE	0- 3	1- 0	5- 0				
4- 2	0- 0	0- 0	HOME	0- 2	1- 0	3- 0				
2- 6	0- 2	0- 3	AWAY	0- 1	0- 0	2- 0				
0- 0	0- 0	0- 0	NEUTRAL	0- 0	0- 0	0- 0				
10- 5	0- 0	0- 0	CONFERENCE	0- 2	1- 1	9- 2				
6- 1	0- 0	0- 0	HOME	0- 1	1- 0	5- 0				
4- 4	0- 0	0- 0	AWAY	0- 1	0- 1	4- 2				
0- 0	0- 0	0- 0	NEUTRAL	0- 0	0- 0	0- 0				

RPI	S	Opponent	Score	RPI	S	Opponent	Score	RPI	S	Opponent	Score	RPI	S	Opponent	Score	Team's RPI: 135
4	A	Stanford	43 69	39	A	California	42 67	68	A	Idaho	73 88	147	A	UC Riverside	51 63	
22	A	Drake	63 73	41	A	Southern California	42 58	85	H	Harvard	55 75	147	H	UC Riverside	69 56	
				47	A	Boise St.	63 74	88	A	UC Davis	54 70	150	H	Washington St.	65 52	
								88	H	UC Davis	49 60	163	A	Santa Clara	53 38	
								99	H	Loyola Marymount	53 72	184	A	UC Irvine	61 65	
												184	H	UC Irvine	68 58	
												231	H	California Baptist	73 67	
												233	H	San Diego St.	77 74	
												236	A	Hawaii	49 29	
												259	A	Cal St. Fullerton	73 64	
												259	H	Cal St. Fullerton	74 44	
												272	A	Long Beach St.	51 37	
												272	H	Long Beach St.	60 45	
												296	A	UC Santa Barbara	60 61	
												296	H	UC Santa Barbara	73 65	
												299	H	San Jose St.	76 40	
												316	A	Omaha	64 52	
												317	A	Cal Poly	61 49	
												317	H	Cal Poly	68 52	
LAST 12 Division I GAMES:																
85	H	Harvard	55 75	317	H	Cal Poly	68 52	296	A	UC Santa Barbara	60 61					
184	H	UC Irvine	68 58	88	A	UC Davis	54 70	259	H	Cal St. Fullerton	74 44					
317	A	Cal Poly	61 49	272	A	Long Beach St.	51 37	88	H	UC Davis	49 60					
147	A	UC Riverside	51 63													
272	H	Long Beach St.	60 45													
259	A	Cal St. Fullerton	73 64													

Non-Div I Games:

CSUN

■ Loss,
 ■ Non-Conf,
 ■ S Site,
 ■ Home
 ■ A Away
 N Neutral

Average RPI Win:	270	WON-LOST	WINNING	LAST 10	STRENGTH OF	OPP. STRENGTH	TEAM	ADJ.	CONF.	ADJ CONF.
Average RPI Loss:	164	RECORD	PCT. RANK	GAMES	SCHEDULE	OF SCHEDULE	RPI	RPI	RPI	RPI
DIV. I ONLY	5- 21	322	0- 1	252	179	317	317	21	21	
DIV. I NON-CONF.	2- 8	293	0- 0	258	42	295	295	20	20	
TOTALS	RPI 1-25	RPI 26-50	W-L RECORDS	RPI 51-100	RPI 101-150	RPI 150+				
5- 21	0- 1	0- 1	OVERALL	0- 3	0- 6	5- 10				
4- 8	0- 0	0- 0	HOME	0- 2	0- 3	4- 3				
1- 12	0- 1	0- 1	AWAY	0- 1	0- 3	1- 6				
0- 1	0- 0	0- 0	NEUTRAL	0- 0	0- 0	0- 1				
2- 8	0- 1	0- 1	NON-CONFERENCE	0- 1	0- 2	2- 3				
1- 3	0- 0	0- 0	HOME	0- 1	0- 1	1- 1				
1- 4	0- 1	0- 1	AWAY	0- 0	0- 1	1- 1				
0- 1	0- 0	0- 0	NEUTRAL	0- 0	0- 0	0- 1				
3- 13	0- 0	0- 0	CONFERENCE	0- 2	0- 4	3- 7				
3- 5	0- 0	0- 0	HOME	0- 1	0- 2	3- 2				
0- 8	0- 0	0- 0	AWAY	0- 1	0- 2	0- 5				
0- 0	0- 0	0- 0	NEUTRAL	0- 0	0- 0	0- 0				

RPI 1-25				RPI 26-50				RPI 51-100				RPI 101+ Team's RPI: 317			
RPI	S	Opponent	Score	RPI	S	Opponent	Score	RPI	S	Opponent	Score	RPI	S	Opponent	Score
19	A	Oregon St.	54 79	33	A	UCLA	35 81	53	H	Saint Mary's (CA)	51 69	105	H	Pepperdine	63 70
								88	A	UC Davis	54 87	110	A	Fresno St.	58 76
								88	H	UC Davis	61 85	135	A	CSUN	52 68
												135	H	CSUN	49 61
												147	A	UC Riverside	66 80
												147	H	UC Riverside	68 75
												180	H	Eastern Wash.	59 55
												184	A	UC Irvine	57 73
												184	H	UC Irvine	59 75
												217	H	Illinois	51 74
												236	A	Hawaii	52 70
												236	H	Hawaii	54 71
												253	N	San Francisco	62 65
												256	A	Sacramento St.	85 88
												259	A	Cal St. Fullerton	64 78
												259	H	Cal St. Fullerton	69 58
												272	A	Long Beach St.	58 61
												272	H	Long Beach St.	66 59
												296	A	UC Santa Barbara	42 44
												296	H	UC Santa Barbara	75 67
												345	A	Seattle U	60 50
LAST 12 Division I GAMES:															
				88	A	UC Davis	54 87	135	A	CSUN	52 68				
				135	H	CSUN	49 61	88	H	UC Davis	61 85				
				296	A	UC Santa Barbara	42 44	272	H	Long Beach St.	66 59				
				259	H	Cal St. Fullerton	69 58	236	A	Hawaii	52 70				
				147	H	UC Riverside	68 75	184	A	UC Irvine	57 73				
				147	A	UC Riverside	66 80	236	H	Hawaii	54 71				

Non-Div I Games: Academy of Art 87 65

Cal Poly

■ Loss,
 ■ Non-Conf,
 ■ S Site,
 ■ H Home
 ■ A Away
 N Neutral

Average RPI Win:	270	WON-LOST	WINNING	LAST 10	STRENGTH OF	OPP. STRENGTH	TEAM	ADJ.	CONF.	ADJ CONF.
Average RPI Loss:	174	RECORD	PCT. RANK	GAMES	SCHEDULE	OF SCHEDULE	RPI	RPI	RPI	RPI
DIV. I ONLY	12- 14	200	0- 1	314	255	259	259	21	21	
DIV. I NON-CONF.	7- 5	132	0- 0	323	285	238	238	20	20	
TOTALS	RPI 1-25	RPI 26-50	W-L RECORDS	RPI 51-100	RPI 101-150	RPI 150+				
12- 14	0- 0	0- 0	OVERALL	0- 3	0- 3	12- 8				
7- 6	0- 0	0- 0	HOME	0- 2	0- 1	7- 3				
5- 8	0- 0	0- 0	AWAY	0- 1	0- 2	5- 5				
0- 0	0- 0	0- 0	NEUTRAL	0- 0	0- 0	0- 0				
7- 5	0- 0	0- 0	NON-CONFERENCE	0- 1	0- 0	7- 4				
3- 3	0- 0	0- 0	HOME	0- 1	0- 0	3- 2				
4- 2	0- 0	0- 0	AWAY	0- 0	0- 0	4- 2				
0- 0	0- 0	0- 0	NEUTRAL	0- 0	0- 0	0- 0				
5- 9	0- 0	0- 0	CONFERENCE	0- 2	0- 3	5- 4				
4- 3	0- 0	0- 0	HOME	0- 1	0- 1	4- 1				
1- 6	0- 0	0- 0	AWAY	0- 1	0- 2	1- 3				
0- 0	0- 0	0- 0	NEUTRAL	0- 0	0- 0	0- 0				

RPI 1-25				RPI 26-50				RPI 51-100				RPI 101+				Team's RPI: 259	
RPI	S	Opponent	Score	RPI	S	Opponent	Score	RPI	S	Opponent	Score	RPI	S	Opponent	Score		
								88	A	UC Davis	51 75	135	A	CSUN	44 74		
								88	H	UC Davis	39 75	135	H	CSUN	64 73		
								93	H	Pacific	64 72	147	A	UC Riverside	59 62		
												163	H	Santa Clara	60 64		
												164	A	Washington	74 83		
												176	A	Portland	74 83		
												184	A	UC Irvine	61 65		
												184	H	UC Irvine	67 58		
												198	H	Dartmouth	67 62		
												231	A	California Baptist	79 65		
												233	H	San Diego St.	72 83		
												236	A	Hawaii	55 70		
												236	H	Hawaii	72 68		
												247	A	Columbia	61 58		
												265	H	CSU Bakersfield	64 56		
												272	H	Long Beach St.	53 59		
												279	H	Utah Valley	56 55		
												296	A	UC Santa Barbara	59 52		
												296	H	UC Santa Barbara	74 62		
												317	A	Cal Poly	58 69		
												317	H	Cal Poly	78 64		
												344	A	Saint Peter's	69 45		
												345	A	Seattle U	57 54		
LAST 12 Division I GAMES:																	
236	A	Hawaii	55 70	147	A	UC Riverside	59 62										
184	H	UC Irvine	67 58	272	H	Long Beach St.	53 59										
317	A	Cal Poly	58 69	135	A	CSUN	44 74										
296	H	UC Santa Barbara	74 62	88	H	UC Davis	39 75										
135	H	CSUN	64 73	296	A	UC Santa Barbara	59 52										
184	A	UC Irvine	61 65	317	H	Cal Poly	78 64										

Non-Div I Games: Antelope Valley 77 65

Cal St. Fullerton

Average RPI Win:	290	WON-LOST	WINNING	LAST 10	STRENGTH OF	OPP. STRENGTH	TEAM	ADJ.	CONF.	ADJ CONF.
Average RPI Loss:	195	RECORD	PCT. RANK	GAMES	SCHEDULE	OF SCHEDULE	RPI	RPI	RPI	RPI
DIV. I ONLY	13- 10	140	1- 0	340	317	231	231	30	30	
DIV. I NON-CONF.	3- 6	241	0- 0	215	252	240	240	30	30	
TOTALS	RPI 1-25	RPI 26-50	W-L RECORDS	RPI 51-100	RPI 101-150	RPI 150+				
13- 10	0- 0	0- 1	OVERALL	0- 0	1- 3	12- 6				
6- 3	0- 0	0- 0	HOME	0- 0	1- 1	5- 2				
7- 6	0- 0	0- 0	AWAY	0- 0	0- 2	7- 4				
0- 1	0- 0	0- 1	NEUTRAL	0- 0	0- 0	0- 0				
3- 6	0- 0	0- 1	NON-CONFERENCE	0- 0	1- 2	2- 3				
1- 2	0- 0	0- 0	HOME	0- 0	1- 1	0- 1				
2- 3	0- 0	0- 0	AWAY	0- 0	0- 1	2- 2				
0- 1	0- 0	0- 1	NEUTRAL	0- 0	0- 0	0- 0				
10- 4	0- 0	0- 0	CONFERENCE	0- 0	0- 1	10- 3				
5- 1	0- 0	0- 0	HOME	0- 0	0- 0	5- 1				
5- 3	0- 0	0- 0	AWAY	0- 0	0- 1	5- 2				
0- 0	0- 0	0- 0	NEUTRAL	0- 0	0- 0	0- 0				

RPI 1-25			RPI 26-50			RPI 51-100			RPI 101+			Team's RPI: 231			
RPI	S	Opponent	Score	RPI	S	Opponent	Score	RPI	S	Opponent	Score	RPI	S	Opponent	Score
				34	N	BYU	69 76					111	H	Idaho St.	57 72
												135	A	CSUN	67 73
												143	A	New Mexico St.	69 76
												147	H	UC Riverside	65 57
												224	A	UTRGV	56 60
												233	A	San Diego St.	67 83
												235	A	UMKC	95 92
												235	H	UMKC	74 78
												243	A	Northern Ariz.	88 91
												259	H	Cal St. Fullerton	65 79
												265	A	CSU Bakersfield	68 45
												265	H	CSU Bakersfield	67 43
												272	A	Long Beach St.	85 83
												279	A	Utah Valley	92 74
												279	H	Utah Valley	83 54
												296	A	UC Santa Barbara	76 64
												336	A	Grand Canyon	71 75
												336	H	Grand Canyon	93 50
												345	A	Seattle U	86 64
												345	H	Seattle U	100 83
												350	A	Chicago St.	93 67
												350	H	Chicago St.	89 52
LAST 12 Division I GAMES:															
				279	A	Utah Valley	92 74					345	H	Seattle U	100 83
				345	A	Seattle U	86 64					279	H	Utah Valley	83 54
				265	H	CSU Bakersfield	67 43					336	A	Grand Canyon	71 75
				336	H	Grand Canyon	93 50					265	A	CSU Bakersfield	68 45
				235	A	UMKC	95 92					350	H	Chicago St.	89 52
				350	A	Chicago St.	93 67					235	H	UMKC	74 78

Non-Div I Games: La Sierra 91 44 Notre Dame de Namur 80 47 Westcliff 133 43 Fresno Pacific 93 71
California Baptist

Average RPI Win:	295	WON-LOST	WINNING	LAST 10	STRENGTH OF	OPP. STRENGTH	TEAM	ADJ.	CONF.	ADJ CONF.
Average RPI Loss:	164	RECORD	PCT. RANK	GAMES	SCHEDULE	OF SCHEDULE	RPI	RPI	RPI	RPI
DIV. I ONLY	16- 10	112	1- 0	332	310	209	209	27	27	
DIV. I NON-CONF.	6- 3	91	1- 0	338	325	236	236	29	29	
TOTALS	RPI 1-25	RPI 26-50	W-L RECORDS	RPI 51-100	RPI 101-150	RPI 150+				
16- 10	0- 0	0- 0	OVERALL	0- 3	0- 2	16- 5				
7- 5	0- 0	0- 0	HOME	0- 2	0- 0	7- 3				
8- 5	0- 0	0- 0	AWAY	0- 1	0- 2	8- 2				
1- 0	0- 0	0- 0	NEUTRAL	0- 0	0- 0	1- 0				
6- 3	0- 0	0- 0	NON-CONFERENCE	0- 1	0- 1	6- 1				
2- 2	0- 0	0- 0	HOME	0- 1	0- 0	2- 1				
3- 1	0- 0	0- 0	AWAY	0- 0	0- 1	3- 0				
1- 0	0- 0	0- 0	NEUTRAL	0- 0	0- 0	1- 0				
10- 7	0- 0	0- 0	CONFERENCE	0- 2	0- 1	10- 4				
5- 3	0- 0	0- 0	HOME	0- 1	0- 0	5- 2				
5- 4	0- 0	0- 0	AWAY	0- 1	0- 1	5- 2				
0- 0	0- 0	0- 0	NEUTRAL	0- 0	0- 0	0- 0				

RPI 1-25				RPI 26-50				RPI 51-100				RPI 101+				Team's RPI: 209	
RPI	S	Opponent	Score	RPI	S	Opponent	Score	RPI	S	Opponent	Score	RPI	S	Opponent	Score		
								81	A	Radford	57	61	109	A	High Point	60	65
								81	H	Radford	52	56	128	A	Boston College	56	76
								95	H	Old Dominion	59	83	183	A	UNC Asheville	52	60
												183	H	UNC Asheville	49	48	
												197	A	Hampton	50	61	
												197	H	Hampton	52	46	
												221	H	Howard	64	69	
												248	A	Gardner-Webb	69	63	
												248	H	Gardner-Webb	38	52	
												289	A	Norfolk St.	57	49	
												290	A	Charleston So.	60	58	
												290	H	Charleston So.	52	51	
												293	H	Col. of Charleston	66	65	
												298	A	Winthrop	76	67	
												298	H	Winthrop	46	59	
												307	H	UNC Greensboro	53	49	
												314	A	FIU	59	54	
												316	N	Omaha	65	52	
												331	H	Presbyterian	51	46	
												339	A	Longwood	66	60	
												340	A	USC Upstate	59	49	
												340	H	USC Upstate	61	41	
												342	A	Western Caro.	63	37	
LAST 12 Division I GAMES:																	
				314	A	FIU	59	54				197	A	Hampton	50	61	
				340	A	USC Upstate	59	49				183	H	UNC Asheville	49	48	
				298	A	Winthrop	76	67				340	H	USC Upstate	61	41	
				81	A	Radford	57	61				339	A	Longwood	66	60	
				290	H	Charleston So.	52	51				81	H	Radford	52	56	
				248	A	Gardner-Webb	69	63				109	A	High Point	60	65	

Non-Div I Games: William Peace 65 36 Columbia (SC) 93 46

Campbell

Loss, Non-Conf, S Site, H Home A Away N Neutral

Average RPI Win: 281		WON-LOST	WINNING	LAST 10	STRENGTH OF	OPP. STRENGTH	TEAM	ADJ.	CONF.	ADJ CONF.
Average RPI Loss: 182		RECORD	PCT. RANK	GAMES	SCHEDULE	OF SCHEDULE	RPI	RPI	RPI	RPI
DIV. I ONLY		11- 18	241	0- 1	288	272	282	282	26	26
DIV. I NON-CONF.		2- 9	297	0- 0	251	228	317	317	27	27
TOTALS		RPI 1-25	RPI 26-50	W-L RECORDS	RPI 51-100	RPI 101-150	RPI 150+			
11- 18	0- 0		0- 3	OVERALL	0- 1	0- 3	11- 11			
7- 8	0- 0		0- 2	HOME	0- 1	0- 2	7- 3			
4- 10	0- 0		0- 1	AWAY	0- 0	0- 1	4- 8			
0- 0	0- 0		0- 0	NEUTRAL	0- 0	0- 0	0- 0			
2- 9	0- 0		0- 1	NON-CONFERENCE	0- 1	0- 1	2- 6			
1- 5	0- 0		0- 1	HOME	0- 1	0- 1	1- 2			
1- 4	0- 0		0- 0	AWAY	0- 0	0- 0	1- 4			
0- 0	0- 0		0- 0	NEUTRAL	0- 0	0- 0	0- 0			
9- 9	0- 0		0- 2	CONFERENCE	0- 0	0- 2	9- 5			
6- 3	0- 0		0- 1	HOME	0- 0	0- 1	6- 1			
3- 6	0- 0		0- 1	AWAY	0- 0	0- 1	3- 4			
0- 0	0- 0		0- 0	NEUTRAL	0- 0	0- 0	0- 0			

[illegible]

Non-Div I Games:

Canisius

Loss, Non-Conf, S Site, H Home A Away N Neutral

Central Ark.

Through Games Of March 6, 2019

Average RPI Win: 320	WON-LOST	WINNING	LAST 10	STRENGTH OF	OPP. STRENGTH	TEAM	ADJ.	CONF.	ADJ CONF.
Average RPI Loss: 143	RECORD	PCT. RANK	GAMES	SCHEDULE	OF SCHEDULE	RPI	RPI	RPI	RPI
DIV. I ONLY	7- 16	274	0- 1	213	288	280	280	25	25
DIV. I NON-CONF.	1- 5	311	0- 0	197	115	261	261	23	23
TOTALS	RPI 1-25	RPI 26-50	W-L RECORDS	RPI 51-100	RPI 101-150	RPI 150+			
7- 16	0- 1	0- 2	OVERALL	0- 2	0- 4	7- 7			
4- 6	0- 0	0- 0	HOME	0- 1	0- 2	4- 3			
3- 10	0- 1	0- 2	AWAY	0- 1	0- 2	3- 4			
0- 0	0- 0	0- 0	NEUTRAL	0- 0	0- 0	0- 0			
1- 5	0- 1	0- 1	NON-CONFERENCE	0- 0	0- 2	1- 1			
0- 1	0- 0	0- 0	HOME	0- 0	0- 1	0- 0			
1- 4	0- 1	0- 1	AWAY	0- 0	0- 1	1- 1			
0- 0	0- 0	0- 0	NEUTRAL	0- 0	0- 0	0- 0			
6- 11	0- 0	0- 1	CONFERENCE	0- 2	0- 2	6- 6			
4- 5	0- 0	0- 0	HOME	0- 1	0- 1	4- 3			
2- 6	0- 0	0- 1	AWAY	0- 1	0- 1	2- 3			
0- 0	0- 0	0- 0	NEUTRAL	0- 0	0- 0	0- 0			

RPI 1-25				RPI 26-50				RPI 51-100				RPI 101+ Team's RPI: 280			
RPI	S	Opponent	Score	RPI	S	Opponent	Score	RPI	S	Opponent	Score	RPI	S	Opponent	Score
17	A	Texas A&M	27 84	35	A	Kansas St.	54 70	66	A	SFA	43 79	104	H	South Alabama	50 58
				48	A	Lamar University	37 57	66	H	SFA	53 59	140	A	Abilene Christian	70 77
												140	H	Abilene Christian	65 67
												145	A	Oklahoma	52 65
												162	A	Nicholls St.	52 68
												162	H	Nicholls St.	60 64
												174	A	Sam Houston St.	62 66
												174	H	Sam Houston St.	59 71
												255	H	A&M-Corpus Christi	65 73
												271	A	Jackson St.	56 65
												286	A	New Orleans	62 60
												310	H	Incarinate Word	74 43
												318	H	McNeese	76 45
												319	H	Northwestern St.	74 52
												321	A	Southeastern La.	53 62
												321	H	Southeastern La.	75 33
												334	A	Houston Baptist	77 58
												351	A	Alcorn	57 46
LAST 12 Division I GAMES:															
174	H	Sam Houston St.	59 71	321	H	Southeastern La.	75 33								
140	H	Abilene Christian	65 67	319	H	Northwestern St.	74 52								
66	A	SFA	43 79	66	H	SFA	53 59								
162	A	Nicholls St.	52 68	140	A	Abilene Christian	70 77								
318	H	McNeese	76 45	286	A	New Orleans	62 60								
334	A	Houston Baptist	77 58	162	H	Nicholls St.	60 64								

Non-Div I Games: Central Baptist 55 34 Crowley's Ridge 91 33 Williams Baptist 70 35 Hendrix 72 40
Central Ark.

Loss, Non-Conf, S Site, H Home A Away N Neutral

General Conf. Tot.				Through Games of March 9, 1919						
Average RPI Win:	295	WON-LOST	WINNING	LAST 10	STRENGTH OF	OPP. STRENGTH	TEAM	ADJ.	CONF.	ADJ CONF.
Average RPI Loss:	211	RECORD	PCT. RANK	GAMES	SCHEDULE	OF SCHEDULE	RPI	RPI	RPI	RPI
DIV. I ONLY	7- 20	294	0- 1	302	329	323	323	31	31	
DIV. I NON-CONF.	3- 7	256	0- 0	166	232	232	232	31	31	

TOTALS	RPI 1-25	RPI 26-50		W-L RECORDS		RPI 51-100	RPI 101-150	RPI 150+		
7- 20	0- 1	0- 1		OVERALL		0- 0	0- 3	7- 15		
4- 8	0- 0	0- 1		HOME		0- 0	0- 2	4- 5		
3- 12	0- 1	0- 0		AWAY		0- 0	0- 1	3- 10		
0- 0	0- 0	0- 0		NEUTRAL		0- 0	0- 0	0- 0		
3- 7	0- 1	0- 1		NON-CONFERENCE		0- 0	0- 3	3- 2		
1- 3	0- 0	0- 1		HOME		0- 0	0- 2	1- 0		
2- 4	0- 1	0- 0		AWAY		0- 0	0- 1	2- 2		
0- 0	0- 0	0- 0		NEUTRAL		0- 0	0- 0	0- 0		
4- 13	0- 0	0- 0		CONFERENCE		0- 0	0- 0	4- 13		
3- 5	0- 0	0- 0		HOME		0- 0	0- 0	3- 5		
1- 8	0- 0	0- 0		AWAY		0- 0	0- 0	1- 8		
0- 0	0- 0	0- 0		NEUTRAL		0- 0	0- 0	0- 0		

RPI 1-25				
RPI	S	Opponent	Score	
25	A	Rutgers	44	73
RPI 26-50				
RPI	S	Opponent	Score	
36	H	Buffalo	69	82
RPI 51-100				
RPI	S	Opponent	Score	
Team's RPI: 323				
RPI	S	Opponent	Score	
113	H	Hartford	52	54
122	A	Yale	46	58
130	H	Lehigh	62	88
185	A	Robert Morris	40	60
185	H	Robert Morris	57	64
192	A	Sacred Heart	61	66
192	H	Sacred Heart	46	73
203	A	Massachusetts	59	74
212	A	Saint Francis (PA)	68	83
212	H	Saint Francis (PA)	73	62
238	A	Mt. St. Mary's	53	84
238	H	Mt. St. Mary's	44	61
242	A	Albany (NY)	60	53
246	A	St. Francis Brooklyn	58	70
287	A	Brown	63	68
297	A	Bryant	60	72
297	H	Bryant	66	65
303	A	Morgan St.	60	36
313	A	Wagner	62	70
313	H	Wagner	63	75
315	H	New Hampshire	56	47
343	A	Fairleigh Dickinson	67	74
343	H	Fairleigh Dickinson	63	66
349	A	LIU Brooklyn	72	59
349	H	LIU Brooklyn	63	57
LAST 12 Division I GAMES:				
343	H	Fairleigh Dickinson	63	66
349	A	LIU Brooklyn	72	59
238	H	Mt. St. Mary's	44	61
192	H	Sacred Heart	46	73
246	A	St. Francis Brooklyn	58	70
313	A	Wagner	62	70
185	A	Robert Morris	40	60
212	A	Saint Francis (PA)	68	83
297	H	Bryant	66	65
349	H	LIU Brooklyn	63	57
297	A	Bryant	60	72
185	H	Robert Morris	57	64

Non-Div I Games:

Central Conn. St.

■ Loss, ■ Non-Conf, S Site, H Home A Away N Neutral

Central Mich.

Through Games Of March 6, 2019

Average RPI Win:	151	WON-LOST	WINNING	LAST 10	STRENGTH OF	OPP. STRENGTH	TEAM	ADJ.	CONF.	ADJ CONF.
Average RPI Loss:	60	RECORD	PCT. RANK	GAMES	SCHEDULE	OF SCHEDULE	RPI	RPI	RPI	RPI
DIV. I ONLY	23- 6	28	1- 0	62	73	27	27	8	8	
DIV. I NON-CONF.	9- 3	62	0- 0	91	6	42	42	9	9	
TOTALS	RPI 1-25	RPI 26-50	W-L RECORDS	RPI 51-100	RPI 101-150	RPI 150+				
23- 6	2- 1	4- 2	OVERALL	2- 2	3- 0	12- 1				
9- 4	1- 1	1- 2	HOME	0- 1	2- 0	5- 0				
13- 1	1- 0	3- 0	AWAY	2- 1	1- 0	6- 0				
1- 1	0- 0	0- 0	NEUTRAL	0- 0	0- 0	1- 1				
9- 3	2- 1	1- 1	NON-CONFERENCE	1- 0	1- 0	4- 1				
3- 2	1- 1	0- 1	HOME	0- 0	1- 0	1- 0				
5- 0	1- 0	1- 0	AWAY	1- 0	0- 0	2- 0				
1- 1	0- 0	0- 0	NEUTRAL	0- 0	0- 0	1- 1				
14- 3	0- 0	3- 1	CONFERENCE	1- 2	2- 0	8- 0				
6- 2	0- 0	1- 1	HOME	0- 1	1- 0	4- 0				
8- 1	0- 0	2- 0	AWAY	1- 1	1- 0	4- 0				
0- 0	0- 0	0- 0	NEUTRAL	0- 0	0- 0	0- 0				

RPI 1-25				RPI 26-50				Team's RPI: 27				RPI 51-100				RPI 101+			
RPI	S	Opponent	Score	RPI	S	Opponent	Score	RPI	S	Opponent	Score	RPI	S	Opponent	Score	RPI	S	Opponent	Score
3	H	Louisville	68 72	29	H	South Dakota St.	71 80	52	H	Miami (OH)	67 70	114	H	Western Ky.	108 90				
15	H	UCF	75 68	31	A	Ohio	88 70	82	A	Toledo	59 62	125	A	Northern Ill.	89 66				
18	A	Miami (FL)	90 80	31	H	Ohio	75 78	86	A	Kent St.	82 75	125	H	Northern Ill.	76 52				
				36	A	Buffalo	100 95	90	A	Virginia	74 61	152	H	Akron	94 71				
				36	H	Buffalo	76 65					165	N	Tulane	57 68				
				43	A	Quinnipiac	67 52					167	N	Chattanooga	73 50				
												200	A	Vanderbilt	66 57				
												202	A	Ball St.	81 64				
												202	H	Ball St.	81 63				
												219	A	Eastern Mich.	87 60				
												219	H	Eastern Mich.	71 61				
												220	A	Bowling Green	92 54				
												266	A	Western Mich.	87 53				
												266	H	Western Mich.	88 57				
												308	H	Oakland	104 61				
												325	A	Iona	82 39				
LAST 12 Division I GAMES:																			
202	H	Ball St.	81 63	266	A	Western Mich.	87 53												
266	H	Western Mich.	88 57	31	H	Ohio	75 78												
219	A	Eastern Mich.	87 60	36	H	Buffalo	76 65												
202	A	Ball St.	81 64	220	A	Bowling Green	92 54												
125	H	Northern Ill.	76 52	219	H	Eastern Mich.	71 61												
36	A	Buffalo	100 95	82	A	Toledo	59 62												

Non-Div I Games:

Central Mich.

■ Loss,
■ Non-Conf, S Site,
■ Home
■ Away
N Neutral

Average RPI Win:	285	WON-LOST	WINNING	LAST 10	STRENGTH OF	OPP. STRENGTH	TEAM	ADJ.	CONF.	ADJ CONF.
Average RPI Loss:	195	RECORD	PCT. RANK	GAMES	SCHEDULE	OF SCHEDULE	RPI	RPI	RPI	RPI
DIV. I ONLY	8- 17	268	1- 0	266	325	290	290	27	27	
DIV. I NON-CONF.	0- 8	336	0- 0	268	314	347	347	29	29	
TOTALS	RPI 1-25	RPI 26-50	W-L RECORDS	RPI 51-100	RPI 101-150	RPI 150+				
8- 17	0- 0	0- 0	OVERALL	0- 1	0- 4	8- 12				
4- 7	0- 0	0- 0	HOME	0- 1	0- 2	4- 4				
4- 10	0- 0	0- 0	AWAY	0- 0	0- 2	4- 8				
0- 0	0- 0	0- 0	NEUTRAL	0- 0	0- 0	0- 0				
0- 8	0- 0	0- 0	NON-CONFERENCE	0- 0	0- 2	0- 6				
0- 3	0- 0	0- 0	HOME	0- 0	0- 1	0- 2				
0- 5	0- 0	0- 0	AWAY	0- 0	0- 1	0- 4				
0- 0	0- 0	0- 0	NEUTRAL	0- 0	0- 0	0- 0				
8- 9	0- 0	0- 0	CONFERENCE	0- 1	0- 2	8- 6				
4- 4	0- 0	0- 0	HOME	0- 1	0- 1	4- 2				
4- 5	0- 0	0- 0	AWAY	0- 0	0- 1	4- 4				
0- 0	0- 0	0- 0	NEUTRAL	0- 0	0- 0	0- 0				

RPI 1-25			RPI 26-50			RPI 51-100			RPI 101+			Team's RPI: 290					
RPI	S	Opponent	Score	RPI	S	Opponent	Score	RPI	S	Opponent	Score	RPI	S	Opponent	Score		
								81	H	Radford	41	67	101	A	Georgia	75	83
													109	A	High Point	64	71
													109	H	High Point	62	69
													149	H	Davidson	34	72
													154	H	Tennessee Tech	55	77
													183	A	UNC Asheville	45	62
													183	H	UNC Asheville	70	59
													197	A	Hampton	72	57
													197	H	Hampton	66	74
													209	A	Campbell	51	52
													209	H	Campbell	58	60
													210	A	Florida	60	70
													225	H	Jacksonville	58	68
													248	A	Gardner-Webb	65	75
													248	H	Gardner-Webb	66	58
													252	A	North Florida	76	82
													291	A	South Carolina St.	58	67
													293	A	Col. of Charleston	52	79
													298	A	Winthrop	52	57
													298	H	Winthrop	67	57
													331	A	Presbyterian	63	55
													339	A	Longwood	81	74
													340	A	USC Upstate	78	75
													340	H	USC Upstate	74	62
LAST 12 Division I GAMES:																	
				298	H	Winthrop	67	57					340	H	USC Upstate	74	62
				183	A	UNC Asheville	45	62					183	H	UNC Asheville	70	59
				248	H	Gardner-Webb	66	58					331	A	Presbyterian	63	55
				209	A	Campbell	51	52					248	A	Gardner-Webb	65	75
				197	A	Hampton	72	57					109	A	High Point	64	71
				109	H	High Point	62	69					340	A	USC Upstate	78	75

Non-Div I Games: Converse 101 50 Columbia (SC) 89 57 Erskine 74 50

Charleston So.

Loss, Non-Conf, S Site, H Home A Away N Neutral

Average RPI Win:	202	WON-LOST	WINNING	LAST 10	STRENGTH OF	OPP. STRENGTH	TEAM	ADJ.	CONF.	ADJ CONF.
Average RPI Loss:	129	RECORD	PCT. RANK	GAMES	SCHEDULE	OF SCHEDULE	RPI	RPI	RPI	RPI
DIV. I ONLY	16- 11	121	1- 0	100	185	116	116	14	14	
DIV. I NON-CONF.	8- 4	91	1- 0	55	270	67	67	17	17	
TOTALS	RPI 1-25	RPI 26-50	W-L RECORDS	RPI 51-100	RPI 101-150	RPI 150+				
16- 11	0- 0	0- 1	OVERALL	3- 2	3- 4	10- 4				
12- 2	0- 0	0- 0	HOME	2- 1	2- 1	8- 0				
3- 9	0- 0	0- 1	AWAY	1- 1	1- 3	1- 4				
1- 0	0- 0	0- 0	NEUTRAL	0- 0	0- 0	1- 0				
8- 4	0- 0	0- 0	NON-CONFERENCE	1- 1	2- 3	5- 0				
6- 1	0- 0	0- 0	HOME	1- 0	1- 1	4- 0				
1- 3	0- 0	0- 0	AWAY	0- 1	1- 2	0- 0				
1- 0	0- 0	0- 0	NEUTRAL	0- 0	0- 0	1- 0				
8- 7	0- 0	0- 1	CONFERENCE	2- 1	1- 1	5- 4				
6- 1	0- 0	0- 0	HOME	1- 1	1- 0	4- 0				
2- 6	0- 0	0- 1	AWAY	1- 0	0- 1	1- 4				
0- 0	0- 0	0- 0	NEUTRAL	0- 0	0- 0	0- 0				

RPI S	Opponent	Score	RPI S	Opponent	Score	RPI S	Opponent	Score	RPI S	Opponent	Score	Team's RPI: 116
			30 A	Rice	51 61	67 H	Middle Tenn.	55 62	102 A	Fordham	64 71	
						77 H	Wright St.	88 85	103 H	UAB	60 56	
						90 A	Virginia	61 65	114 A	Western Ky.	58 76	
						95 A	Old Dominion	60 53	130 A	Lehigh	62 60	
						95 H	Old Dominion	69 59	138 A	Mercer	40 57	
									146 H	Wake Forest	43 69	
									149 H	Davidson	78 66	
									168 A	Louisiana Tech	51 88	
									179 A	North Texas	63 68	
									183 H	UNC Asheville	70 53	
									186 A	Southern Miss.	54 65	
									193 N	Liberty	63 61	
									199 A	Marshall	62 63	
									206 H	East Carolina	52 46	
									222 H	Bethune-Cookman	73 69	
									268 H	Wofford	85 63	
									275 H	UTEP	62 39	
									305 H	Fla. Atlantic	68 47	
									306 H	UTSA	66 54	
									314 A	FIU	62 53	
									314 H	FIU	69 54	
LAST 12 Division I GAMES:												
130 A	Lehigh	62 60	179 A	North Texas	63 68							
314 A	FIU	62 53	30 A	Rice	51 61							
95 A	Old Dominion	60 53	275 H	UTEP	62 39							
95 H	Old Dominion	69 59	306 H	UTSA	66 54							
103 H	UAB	60 56	168 A	Louisiana Tech	51 88							
67 H	Middle Tenn.	55 62	186 A	Southern Miss.	54 65							

Non-Div I Games:

Charlotte

Chattanooga

Through Games Of March 6, 2019

Average RPI Win:	241	WON-LOST	WINNING	LAST 10	STRENGTH OF	OPP. STRENGTH	TEAM	ADJ.	CONF.	ADJ CONF.
Average RPI Loss:	111	RECORD	PCT. RANK	GAMES	SCHEDULE	OF SCHEDULE	RPI	RPI	RPI	RPI
DIV. I ONLY	12- 16	212	1- 0	65	222	167	167	28	28	
DIV. I NON-CONF.	4- 10	264	1- 0	2	61	87	87	24	24	
TOTALS	RPI 1-25	RPI 26-50	W-L RECORDS	RPI 51-100	RPI 101-150	RPI 150+				
12- 16	0- 3	0- 2	OVERALL	1- 3	0- 4	11- 4				
7- 6	0- 2	0- 1	HOME	0- 1	0- 2	7- 0				
3- 8	0- 1	0- 0	AWAY	0- 1	0- 2	3- 4				
2- 2	0- 0	0- 1	NEUTRAL	1- 1	0- 0	1- 0				
4- 10	0- 3	0- 2	NON-CONFERENCE	1- 3	0- 2	3- 0				
1- 5	0- 2	0- 1	HOME	0- 1	0- 1	1- 0				
1- 3	0- 1	0- 0	AWAY	0- 1	0- 1	1- 0				
2- 2	0- 0	0- 1	NEUTRAL	1- 1	0- 0	1- 0				
8- 6	0- 0	0- 0	CONFERENCE	0- 0	0- 2	8- 4				
6- 1	0- 0	0- 0	HOME	0- 0	0- 1	6- 0				
2- 5	0- 0	0- 0	AWAY	0- 0	0- 1	2- 4				
0- 0	0- 0	0- 0	NEUTRAL	0- 0	0- 0	0- 0				

RPI 1-25				RPI 26-50				RPI 51-100				RPI 101+ Team's RPI: 167			
RPI	S	Opponent	Score	RPI	S	Opponent	Score	RPI	S	Opponent	Score	RPI	S	Opponent	Score
3	H	Louisville	49 75	27	N	Central Mich.	50 73	57	H	Belmont	51 67	107	A	Northern Colo.	65 68
7	H	NC State	58 78	29	H	South Dakota St.	54 71	60	A	Virginia Tech	59 74	120	H	UT Martin	79 81
15	A	UCF	37 75					62	N	Maine	66 61	138	A	Mercer	58 65
								67	N	Middle Tenn.	47 58	138	H	Mercer	56 62
												178	N	Saint Louis	71 61
												193	H	Liberty	75 60
												197	A	Hampton	58 50
												204	A	Furman	54 61
												204	H	Furman	73 53
												230	A	ETSU	54 64
												230	H	ETSU	76 67
												268	A	Wofford	60 64
												268	H	Wofford	89 82
												285	A	Samford	73 63
												285	H	Samford	61 56
												307	A	UNC Greensboro	49 53
												307	H	UNC Greensboro	64 54
												342	A	Western Caro.	65 50
												342	H	Western Caro.	72 58
LAST 12 Division I GAMES:															
				62	N	Maine	66 61	204	A	Furman	54 61				
				342	A	Western Caro.	65 50	230	A	ETSU	54 64				
				307	A	UNC Greensboro	49 53	307	H	UNC Greensboro	64 54				
				138	H	Mercer	56 62	342	H	Western Caro.	72 58				
				285	H	Samford	61 56	285	A	Samford	73 63				
				268	A	Wofford	60 64	138	A	Mercer	58 65				

Non-Div I Games: Lee

61 55

Chattanooga

■ Loss,
 ■ Non-Conf, S Site,
 ■ Home
 ■ Away
 N Neutral

Average RPI Win:	341	WON-LOST	WINNING	LAST 10	STRENGTH OF	OPP. STRENGTH	TEAM	ADJ.	CONF.	ADJ CONF.
Average RPI Loss:	225	RECORD	PCT. RANK	GAMES	SCHEDULE	OF SCHEDULE	RPI	RPI	RPI	RPI
DIV. I ONLY	2- 26	349	0- 1	303	336	350	350	30	30	
DIV. I NON-CONF.	0- 13	336	0- 0	243	317	344	344	30	30	
TOTALS	RPI 1-25	RPI 26-50	W-L RECORDS	RPI 51-100	RPI 101-150	RPI 150+				
2- 26	0- 0	0- 0	OVERALL	0- 0	0- 6	2- 20				
2- 11	0- 0	0- 0	HOME	0- 0	0- 2	2- 9				
0- 14	0- 0	0- 0	AWAY	0- 0	0- 4	0- 10				
0- 1	0- 0	0- 0	NEUTRAL	0- 0	0- 0	0- 1				
0- 13	0- 0	0- 0	NON-CONFERENCE	0- 0	0- 4	0- 9				
0- 5	0- 0	0- 0	HOME	0- 0	0- 1	0- 4				
0- 7	0- 0	0- 0	AWAY	0- 0	0- 3	0- 4				
0- 1	0- 0	0- 0	NEUTRAL	0- 0	0- 0	0- 1				
2- 13	0- 0	0- 0	CONFERENCE	0- 0	0- 2	2- 11				
2- 6	0- 0	0- 0	HOME	0- 0	0- 1	2- 5				
0- 7	0- 0	0- 0	AWAY	0- 0	0- 1	0- 6				
0- 0	0- 0	0- 0	NEUTRAL	0- 0	0- 0	0- 0				

[illegible]

Non-Div I Games:

Chicago St.

■ Loss, ■ Non-Conf, S Site, H Home A Away N Neutral

RPI	S	Opponent	Score	
345	A	Seattle U	54	90
345	H	Seattle U	64	61

Chicago St.

C
h
i
c
a
g
o
s
t
.

C
h
i
c
a
g
o
s
t
.

Average RPI Win:	188	WON-LOST	WINNING	LAST 10	STRENGTH OF	OPP. STRENGTH	TEAM	ADJ.	CONF.	ADJ CONF.
Average RPI Loss:	82	RECORD	PCT. RANK	GAMES	SCHEDULE	OF SCHEDULE	RPI	RPI	RPI	RPI
DIV. I ONLY	20- 9	72	1- 0	125	87	72	72	9	9	
DIV. I NON-CONF.	8- 5	119	0- 0	199	140	140	140	8	8	
TOTALS	RPI 1-25	RPI 26-50	W-L RECORDS	RPI 51-100	RPI 101-150	RPI 150+				
20- 9	0- 3	0- 0	OVERALL	2- 3	3- 1	15- 2				
14- 2	0- 1	0- 0	HOME	2- 1	2- 0	10- 0				
6- 7	0- 2	0- 0	AWAY	0- 2	1- 1	5- 2				
0- 0	0- 0	0- 0	NEUTRAL	0- 0	0- 0	0- 0				
8- 5	0- 0	0- 0	NON-CONFERENCE	1- 3	1- 1	6- 1				
7- 1	0- 0	0- 0	HOME	1- 1	1- 0	5- 0				
1- 4	0- 0	0- 0	AWAY	0- 2	0- 1	1- 1				
0- 0	0- 0	0- 0	NEUTRAL	0- 0	0- 0	0- 0				
12- 4	0- 3	0- 0	CONFERENCE	1- 0	2- 0	9- 1				
7- 1	0- 1	0- 0	HOME	1- 0	1- 0	5- 0				
5- 3	0- 2	0- 0	AWAY	0- 0	1- 0	4- 1				
0- 0	0- 0	0- 0	NEUTRAL	0- 0	0- 0	0- 0				

RPI 1-25				RPI 26-50				RPI 51-100				RPI 101+			
RPI	S	Opponent	Score	RPI	S	Opponent	Score	RPI	S	Opponent	Score	RPI	S	Opponent	Score
6	A	UConn	38 82					52	A	Miami (OH)	65 78	122	H	Yale	66 52
6	H	UConn	55 65					84	A	Ohio St.	56 69	123	A	Pittsburgh	48 65
15	A	UCF	55 56					94	H	VCU	66 54	127	A	South Fla.	57 56
								95	H	Old Dominion	72 76	127	H	South Fla.	57 43
								98	H	Houston	68 57	155	A	Temple	70 78
												155	H	Temple	72 52
												165	A	Tulane	80 65
												166	A	Tulsa	70 50
												166	H	Tulsa	74 47
												178	A	Saint Louis	51 50
												201	H	Xavier	79 61
												202	A	Ball St.	63 75
												206	A	East Carolina	68 57
												214	H	SMU	69 57
												221	H	Howard	85 51
												230	H	ETSU	77 64
												232	A	Memphis	89 69
												232	H	Memphis	80 56
												251	H	Wichita St.	82 54
												257	H	Austin Peay	69 48
												327	H	Lipscomb	71 55
LAST 12 Division I GAMES:															
165	A	Tulane	80 65	251	H	Wichita St.	82 54	6	H	UConn	55 65				
127	H	South Fla.	57 43	127	A	South Fla.	57 56	232	H	Memphis	80 56				
206	A	East Carolina	68 57	98	H	Houston	68 57	166	A	Tulsa	70 50				
166	H	Tulsa	74 47												
155	A	Temple	70 78												
232	A	Memphis	89 69												

Non-Div I Games:

Cincinnati

Clemson

Through Games Of March 6, 2019

Average RPI Win:	133	WON-LOST	WINNING	LAST 10	STRENGTH OF	OPP. STRENGTH	TEAM	ADJ.	CONF.	ADJ CONF.
Average RPI Loss:	51	RECORD	PCT. RANK	GAMES	SCHEDULE	OF SCHEDULE	RPI	RPI	RPI	RPI
DIV. I ONLY	18- 11	106	1- 0	37	18	55	55	1	1	
DIV. I NON-CONF.	9- 4	85	1- 0	164	113	117	117	1	1	
TOTALS	RPI 1-25	RPI 26-50	W-L RECORDS	RPI 51-100	RPI 101-150	RPI 150+				
18- 11	3- 5	0- 1	OVERALL	4- 3	6- 1	5- 1				
12- 5	1- 3	0- 1	HOME	4- 0	2- 1	5- 0				
5- 5	2- 2	0- 0	AWAY	0- 2	3- 0	0- 1				
1- 1	0- 0	0- 0	NEUTRAL	0- 1	1- 0	0- 0				
9- 4	0- 1	0- 0	NON-CONFERENCE	1- 1	3- 1	5- 1				
8- 1	0- 0	0- 0	HOME	1- 0	2- 1	5- 0				
0- 2	0- 1	0- 0	AWAY	0- 0	0- 0	0- 1				
1- 1	0- 0	0- 0	NEUTRAL	0- 1	1- 0	0- 0				
9- 7	3- 4	0- 1	CONFERENCE	3- 2	3- 0	0- 0				
4- 4	1- 3	0- 1	HOME	3- 0	0- 0	0- 0				
5- 3	2- 1	0- 0	AWAY	0- 2	3- 0	0- 0				
0- 0	0- 0	0- 0	NEUTRAL	0- 0	0- 0	0- 0				

RPI S	Opponent	Score	RPI S	Opponent	Score	RPI S	Opponent	Score	RPI S	Opponent	Score
1	H Notre Dame	63 101	38	H North Carolina	64 70	54	A Georgia Tech	53 75	109	H High Point	83 64
3	H Louisville	44 76				54	H Georgia Tech	71 61	123	A Pittsburgh	65 59
7	A NC State	51 54				57	H Belmont	65 62	128	A Boston College	91 58
10	H Syracuse	75 84				60	H Virginia Tech	73 66	145	N Oklahoma	74 62
16	A South Carolina	57 69				63	N Tennessee	66 78	146	A Wake Forest	69 53
18	A Miami (FL)	76 67				73	A Duke	59 63	148	H Appalachian St.	87 48
23	A Florida St.	57 45				90	H Virginia	71 65	149	H Davidson	80 90
23	H Florida St.	73 68							151	A Alabama	56 76
									199	H Marshall	68 54
									217	H Illinois	69 67
									258	H Rhode Island	80 67
									268	H Wofford	85 77
									327	H Lipscomb	68 26
LAST 12 Division I GAMES:											
145	N Oklahoma	74 62	38	H North Carolina	64 70	146	A Wake Forest	69 53			
73	A Duke	59 63				3	H Louisville	44 76			
60	H Virginia Tech	73 66				1	H Notre Dame	63 101			
54	A Georgia Tech	53 75				7	A NC State	51 54			
128	A Boston College	91 58				123	A Pittsburgh	65 59			
23	H Florida St.	73 68									

Non-Div I Games:

Clemson

■ Loss,
 ■ Non-Conf, S Site,
 ■ Home
 ■ Away
 N Neutral

Average RPI Win:	295	WON-LOST	WINNING	LAST 10	STRENGTH OF	OPP. STRENGTH	TEAM	ADJ.	CONF.	ADJ CONF.
Average RPI Loss:	141	RECORD	PCT. RANK	GAMES	SCHEDULE	OF SCHEDULE	RPI	RPI	RPI	RPI
DIV. I ONLY	8- 20	282	0- 1	203	229	281	281	20	20	
DIV. I NON-CONF.	1- 8	322	0- 0	133	225	301	301	18	18	
TOTALS	RPI 1-25	RPI 26-50	W-L RECORDS	RPI 51-100	RPI 101-150	RPI 150+				
8- 20	0- 0	0- 1	OVERALL	0- 6	0- 4	8- 9				
5- 7	0- 0	0- 0	HOME	0- 3	0- 2	5- 2				
3- 12	0- 0	0- 1	AWAY	0- 3	0- 2	3- 6				
0- 1	0- 0	0- 0	NEUTRAL	0- 0	0- 0	0- 1				
1- 8	0- 0	0- 1	NON-CONFERENCE	0- 1	0- 0	1- 6				
1- 2	0- 0	0- 0	HOME	0- 1	0- 0	1- 1				
0- 5	0- 0	0- 1	AWAY	0- 0	0- 0	0- 4				
0- 1	0- 0	0- 0	NEUTRAL	0- 0	0- 0	0- 1				
7- 12	0- 0	0- 0	CONFERENCE	0- 5	0- 4	7- 3				
4- 5	0- 0	0- 0	HOME	0- 2	0- 2	4- 1				
3- 7	0- 0	0- 0	AWAY	0- 3	0- 2	3- 2				
0- 0	0- 0	0- 0	NEUTRAL	0- 0	0- 0	0- 0				

RPI 1-25				RPI 26-50				RPI 51-100				RPI 101+ Team's RPI: 281			
RPI	S	Opponent	Score	RPI	S	Opponent	Score	RPI	S	Opponent	Score	RPI	S	Opponent	Score
				31	A	Ohio	54 72	74	A	Green Bay	53 62	115	A	Youngstown St.	55 73
								74	A	Green Bay	30 73	115	H	Youngstown St.	61 74
								74	H	Green Bay	63 76	132	A	IUPUI	36 64
								77	A	Wright St.	52 78	132	H	IUPUI	50 75
								77	H	Wright St.	65 70	157	H	Bradley	65 67
								82	H	Toledo	60 65	160	H	Illinois St.	67 63
												165	N	Tulane	72 81
												191	A	Milwaukee	53 59
												191	H	Milwaukee	60 78
												199	A	Marshall	64 86
												202	A	Ball St.	62 67
												219	A	Eastern Mich.	63 69
												240	A	Northern Ky.	55 74
												240	H	Northern Ky.	76 47
												269	A	San Diego	82 83
												308	A	Oakland	64 62
												308	H	Oakland	98 90
												333	A	Detroit Mercy	67 49
												333	H	Detroit Mercy	67 51
												338	A	UIC	74 48
												338	H	UIC	71 53
LAST 12 Division I GAMES:															
				74	A	Green Bay	30 73	132	A	IUPUI	36 64				
				115	H	Youngstown St.	61 74	338	A	UIC	74 48				
				240	A	Northern Ky.	55 74	308	H	Oakland	98 90				
				77	A	Wright St.	52 78	333	H	Detroit Mercy	67 51				
				74	H	Green Bay	63 76	115	A	Youngstown St.	55 73				
				191	H	Milwaukee	60 78	77	H	Wright St.	65 70				

Non-Div I Games: Lake Erie 79 49 Salem (WV) 113 81

Cleveland St.

Average RPI Win:	248	WON-LOST	WINNING	LAST 10	STRENGTH OF	OPP. STRENGTH	TEAM	ADJ.	CONF.	ADJ CONF.
Average RPI Loss:	114	RECORD	PCT. RANK	GAMES	SCHEDULE	OF SCHEDULE	RPI	RPI	RPI	RPI
DIV. I ONLY	14- 11	143	0- 1	221	196	175	175	12	12	
DIV. I NON-CONF.	6- 3	91	0- 0	282	295	167	167	14	14	
TOTALS	RPI 1-25	RPI 26-50	W-L RECORDS	RPI 51-100	RPI 101-150	RPI 150+				
14- 11	0- 0	0- 2	OVERALL	0- 4	2- 3	12- 2				
8- 5	0- 0	0- 0	HOME	0- 3	1- 1	7- 1				
6- 4	0- 0	0- 0	AWAY	0- 1	1- 2	5- 1				
0- 2	0- 0	0- 2	NEUTRAL	0- 0	0- 0	0- 0				
6- 3	0- 0	0- 2	NON-CONFERENCE	0- 0	0- 1	6- 0				
4- 0	0- 0	0- 0	HOME	0- 0	0- 0	4- 0				
2- 1	0- 0	0- 0	AWAY	0- 0	0- 1	2- 0				
0- 2	0- 0	0- 2	NEUTRAL	0- 0	0- 0	0- 0				
8- 8	0- 0	0- 0	CONFERENCE	0- 4	2- 2	6- 2				
4- 5	0- 0	0- 0	HOME	0- 3	1- 1	3- 1				
4- 3	0- 0	0- 0	AWAY	0- 1	1- 1	3- 1				
0- 0	0- 0	0- 0	NEUTRAL	0- 0	0- 0	0- 0				

RPI 1-25				RPI 26-50				RPI 51-100				RPI 101+				Team's RPI: 175	
RPI	S	Opponent	Score	RPI	S	Opponent	Score	RPI	S	Opponent	Score	RPI	S	Opponent	Score		
				30	N	Rice	52 56	70	H	Little Rock	47 60	104	H	South Alabama	78 88		
				46	N	Auburn	78 84	78	A	UT Arlington	53 79	134	A	Georgia St.	67 62		
								78	H	UT Arlington	64 67	147	A	UC Riverside	43 62		
								92	H	Troy	81 82	148	A	Appalachian St.	53 67		
												148	H	Appalachian St.	74 66		
												161	A	Texas St.	58 73		
												161	H	Texas St.	77 70		
												181	H	Arkansas St.	88 72		
												220	H	Bowling Green	81 80		
												232	H	Memphis	90 71		
												262	A	Louisiana	76 58		
												262	H	Louisiana	67 62		
												288	A	Ga. Southern	76 73		
												291	H	South Carolina St.	57 44		
												302	A	La.-Monroe	79 54		
												302	H	La.-Monroe	57 60		
												307	A	UNC Greensboro	78 71		
												341	A	N.C. Central	89 66		
												342	H	Western Caro.	77 59		
LAST 12 Division I GAMES:																	
				302	H	La.-Monroe	57 60	78	H	UT Arlington	64 67						
				262	H	Louisiana	67 62	262	A	Louisiana	76 58						
				134	A	Georgia St.	67 62	302	A	La.-Monroe	79 54						
				288	A	Ga. Southern	76 73	181	H	Arkansas St.	88 72						
				148	H	Appalachian St.	74 66	70	H	Little Rock	47 60						
				161	H	Texas St.	77 70	148	A	Appalachian St.	53 67						

Non-Div I Games: N.C. Wesleyan 126 65 Meredith 128 39

Coastal Caro.

■ Loss,
 ■ Non-Conf,
 ■ S Site,
 ■ Home
 ■ Away
 N Neutral

Average RPI Win:	240	WON-LOST	WINNING	LAST 10	STRENGTH OF	OPP. STRENGTH	TEAM	ADJ.	CONF.	ADJ CONF.
Average RPI Loss:	162	RECORD	PCT. RANK	GAMES	SCHEDULE	OF SCHEDULE	RPI	RPI	RPI	RPI
DIV. I ONLY	6- 21	307	0- 1	173	224	293	293	10	10	
DIV. I NON-CONF.	3- 7	256	0- 0	300	351	328	328	10	10	
TOTALS	RPI 1-25	RPI 26-50	W-L RECORDS	RPI 51-100	RPI 101-150	RPI 150+				
6- 21	0- 0	0- 2	OVERALL	0- 2	0- 8	6- 9				
4- 9	0- 0	0- 1	HOME	0- 1	0- 3	4- 4				
2- 12	0- 0	0- 1	AWAY	0- 1	0- 5	2- 5				
0- 0	0- 0	0- 0	NEUTRAL	0- 0	0- 0	0- 0				
3- 7	0- 0	0- 0	NON-CONFERENCE	0- 0	0- 1	3- 6				
2- 3	0- 0	0- 0	HOME	0- 0	0- 0	2- 3				
1- 4	0- 0	0- 0	AWAY	0- 0	0- 1	1- 3				
0- 0	0- 0	0- 0	NEUTRAL	0- 0	0- 0	0- 0				
3- 14	0- 0	0- 2	CONFERENCE	0- 2	0- 7	3- 3				
2- 6	0- 0	0- 1	HOME	0- 1	0- 3	2- 1				
1- 8	0- 0	0- 1	AWAY	0- 1	0- 4	1- 2				
0- 0	0- 0	0- 0	NEUTRAL	0- 0	0- 0	0- 0				

RPI 1-25				RPI 26-50				RPI 51-100				RPI 101+				Team's RPI: 293	
RPI	S	Opponent	Score	RPI	S	Opponent	Score	RPI	S	Opponent	Score	RPI	S	Opponent	Score		
				32	A	James Madison	35 76	79	A	Drexel	53 76	108	A	Northeastern	69 81		
				32	H	James Madison	50 91	79	H	Drexel	42 65	108	H	Northeastern	56 87		
												111	A	Towson	61 87		
												111	H	Towson	61 77		
												119	A	UNCW	49 71		
												139	A	Delaware	50 74		
												139	H	Delaware	60 72		
												148	A	Appalachian St.	66 80		
												153	A	William & Mary	66 54		
												153	H	William & Mary	79 77		
												204	H	Furman	67 70		
												209	A	Campbell	65 66		
												216	A	Elon	68 76		
												216	H	Elon	52 72		
												223	A	George Mason	52 66		
												227	A	Hofstra	49 68		
												227	H	Hofstra	70 62		
												268	A	Wofford	58 78		
												290	H	Charleston So.	79 52		
												291	H	South Carolina St.	75 51		
												298	H	Winthrop	64 71		
												327	A	Lipscomb	65 63		
												331	H	Presbyterian	65 71		
LAST 12 Division I GAMES:																	
				108	A	Northeastern	69 81	216	H	Elon	52 72						
				227	A	Hofstra	49 68	153	H	William & Mary	79 77						
				79	H	Drexel	42 65	227	H	Hofstra	70 62						
				139	H	Delaware	60 72	108	H	Northeastern	56 87						
				111	A	Towson	61 87	139	A	Delaware	50 74						
				32	A	James Madison	35 76	79	A	Drexel	53 76						

Non-Div I Games: North Greenville 95 62

Col. of Charleston

■ Loss,
 ■ Non-Conf, S Site,
 ■ Home
 ■ Away
 N Neutral

Average RPI Win: 277	WON-LOST	WINNING	LAST 10	STRENGTH OF	OPP. STRENGTH	TEAM	ADJ.	CONF.	ADJ CONF.
Average RPI Loss: 168	RECORD	PCT. RANK	GAMES	SCHEDULE	OF SCHEDULE	RPI	RPI	RPI	RPI
DIV. I ONLY	12- 16	212	1- 0	275	264	249	249	18	18
DIV. I NON-CONF.	4- 6	212	0- 0	328	340	300	300	21	21
TOTALS	RPI 1-25	RPI 26-50	W-L RECORDS	RPI 51-100	RPI 101-150	RPI 150+			
12- 16	0- 0	0- 2	OVERALL	0- 2	0- 4	12- 8			
6- 7	0- 0	0- 1	HOME	0- 1	0- 1	6- 4			
6- 9	0- 0	0- 1	AWAY	0- 1	0- 3	6- 4			
0- 0	0- 0	0- 0	NEUTRAL	0- 0	0- 0	0- 0			
4- 6	0- 0	0- 0	NON-CONFERENCE	0- 0	0- 2	4- 4			
3- 1	0- 0	0- 0	HOME	0- 0	0- 0	3- 1			
1- 5	0- 0	0- 0	AWAY	0- 0	0- 2	1- 3			
0- 0	0- 0	0- 0	NEUTRAL	0- 0	0- 0	0- 0			
8- 10	0- 0	0- 2	CONFERENCE	0- 2	0- 2	8- 4			
3- 6	0- 0	0- 1	HOME	0- 1	0- 1	3- 3			
5- 4	0- 0	0- 1	AWAY	0- 1	0- 1	5- 1			
0- 0	0- 0	0- 0	NEUTRAL	0- 0	0- 0	0- 0			

RPI S	Opponent	Score	RPI S	Opponent	Score	RPI S	Opponent	Score	RPI S	Opponent	Score	Team's RPI: 249
			42 Bucknell	58 76		80 American	57 76		117 Dayton	58 67		
			42 Bucknell	62 90		80 American	66 71		122 Yale	61 80		
									130 Lehigh	58 86		
									130 Lehigh	63 75		
									170 Boston U.	81 72		
									170 Boston U.	53 61		
									189 Holy Cross	70 67		
									189 Holy Cross	67 80		
									223 George Mason	61 64		
									247 Columbia	84 71		
									250 Navy	52 67		
									250 Navy	49 62		
									264 Niagara	69 74		
									267 Siena	53 55		
									276 Loyola Maryland	58 47		
									276 Loyola Maryland	73 64		
									278 Army West Point	70 58		
									278 Army West Point	85 80		
									282 Canisius	67 53		
									320 UMass Lowell	61 52		
									329 NJIT	53 71		
									330 Lafayette	77 67		
									330 Lafayette	60 49		
									343 Fairleigh Dickinson	71 52		
LAST 12 Division I GAMES:												
			330 Lafayette	77 67		170 Boston U.	53 61					
			189 Holy Cross	67 80		250 Navy	52 67					
			278 Army West Point	85 80		80 American	66 71					
			276 Loyola Maryland	58 47		278 Army West Point	70 58					
			130 Lehigh	63 75		276 Loyola Maryland	73 64					
			42 Bucknell	58 76		130 Lehigh	58 86					

Non-Div I Games:

Colgate

Loss, Non-Conf, S Site, Home Away N Neutral

Colorado

Through Games Of March 6, 2019

Average RPI Win:	180	WON-LOST	WINNING	LAST 10	STRENGTH OF	OPP. STRENGTH	TEAM	ADJ.	CONF.	ADJ CONF.
Average RPI Loss:	62	RECORD	PCT. RANK	GAMES	SCHEDULE	OF SCHEDULE	RPI	RPI	RPI	RPI
DIV. I ONLY	12- 17	221	0- 1	88	24	171	171	2	2	
DIV. I NON-CONF.	10- 1	17	0- 0	213	151	40	40	2	2	
TOTALS	RPI 1-25	RPI 26-50	W-L RECORDS	RPI 51-100	RPI 101-150	RPI 150+				
12- 17	0- 6	2- 4	OVERALL	0- 4	3- 1	7- 2				
10- 7	0- 2	2- 2	HOME	0- 2	3- 0	5- 1				
1- 10	0- 4	0- 2	AWAY	0- 2	0- 1	1- 1				
1- 0	0- 0	0- 0	NEUTRAL	0- 0	0- 0	1- 0				
10- 1	0- 1	1- 0	NON-CONFERENCE	0- 0	2- 0	7- 0				
8- 0	0- 0	1- 0	HOME	0- 0	2- 0	5- 0				
1- 1	0- 1	0- 0	AWAY	0- 0	0- 0	1- 0				
1- 0	0- 0	0- 0	NEUTRAL	0- 0	0- 0	1- 0				
2- 16	0- 5	1- 4	CONFERENCE	0- 4	1- 1	0- 2				
2- 7	0- 2	1- 2	HOME	0- 2	1- 0	0- 1				
0- 9	0- 3	0- 2	AWAY	0- 2	0- 1	0- 1				
0- 0	0- 0	0- 0	NEUTRAL	0- 0	0- 0	0- 0				

RPI 1-25				RPI 26-50				RPI 51-100				RPI 101+ Team's RPI: 171			
RPI	S	Opponent	Score	RPI	S	Opponent	Score	RPI	S	Opponent	Score	RPI	S	Opponent	Score
4	H	Stanford	69 80	33	A	UCLA	50 84	76	A	Utah	59 78	105	H	Pepperdine	80 65
5	A	Oregon	43 102	33	H	UCLA	60 64	76	H	Utah	61 76	107	H	Northern Colo.	77 69
18	A	Miami (FL)	58 73	38	H	North Carolina	86 74	91	A	Arizona	51 63	150	A	Washington St.	48 74
19	A	Oregon St.	65 89	39	H	California	60 80	91	H	Arizona	67 69	150	H	Washington St.	72 61
21	A	Arizona St.	49 66	41	A	Southern California	77 84					164	A	Washington	58 68
21	H	Arizona St.	70 76	41	H	Southern California	81 76					164	H	Washington	46 60
												177	N	Utah St.	78 68
												196	H	Prairie View	79 38
												245	A	Nevada	65 52
												250	H	Navy	59 43
												270	H	Colorado St.	59 40
												285	H	Samford	81 39
												299	H	San Jose St.	76 64
LAST 12 Division I GAMES:															
				33	A	UCLA	50 84	41	H	Southern California	81 76				
				41	A	Southern California	77 84	33	H	UCLA	60 64				
				164	H	Washington	46 60	5	A	Oregon	43 102				
				150	H	Washington St.	72 61	19	A	Oregon St.	65 89				
				91	A	Arizona	51 63	39	H	California	60 80				
				21	A	Arizona St.	49 66	4	H	Stanford	69 80				

Non-Div I Games:

Colorado

Loss, Non-Conf, S Site, H Home A Away N Neutral

Colorado St.

Through Games Of March 6, 2019

Average RPI Win:	224	WON-LOST	WINNING	LAST 10	STRENGTH OF	OPP. STRENGTH	TEAM	ADJ.	CONF.	ADJ CONF.
Average RPI Loss:	128	RECORD	PCT. RANK	GAMES	SCHEDULE	OF SCHEDULE	RPI	RPI	RPI	RPI
DIV. I ONLY	6- 20	306	0- 1	75	153	270	270	15	15	
DIV. I NON-CONF.	4- 5	190	0- 0	33	144	149	149	12	12	
TOTALS	RPI 1-25	RPI 26-50	W-L RECORDS	RPI 51-100	RPI 101-150	RPI 150+				
6- 20	0- 2	0- 5	OVERALL	0- 2	0- 3	6- 8				
6- 9	0- 1	0- 2	HOME	0- 1	0- 2	6- 3				
0- 11	0- 1	0- 3	AWAY	0- 1	0- 1	0- 5				
0- 0	0- 0	0- 0	NEUTRAL	0- 0	0- 0	0- 0				
4- 5	0- 2	0- 1	NON-CONFERENCE	0- 0	0- 1	4- 1				
4- 2	0- 1	0- 0	HOME	0- 0	0- 1	4- 0				
0- 3	0- 1	0- 1	AWAY	0- 0	0- 0	0- 1				
0- 0	0- 0	0- 0	NEUTRAL	0- 0	0- 0	0- 0				
2- 15	0- 0	0- 4	CONFERENCE	0- 2	0- 2	2- 7				
2- 7	0- 0	0- 2	HOME	0- 1	0- 1	2- 3				
0- 8	0- 0	0- 2	AWAY	0- 1	0- 1	0- 4				
0- 0	0- 0	0- 0	NEUTRAL	0- 0	0- 0	0- 0				

RPI 1-25				RPI 26-50				RPI 51-100				RPI 101+ Team's RPI: 270			
RPI	S	Opponent	Score	RPI	S	Opponent	Score	RPI	S	Opponent	Score	RPI	S	Opponent	Score
13	A	Gonzaga	39 50	34	A	BYU	42 51	64	A	Wyoming	32 56	107	H	Northern Colo.	47 53
21	H	Arizona St.	39 70	47	A	Boise St.	57 70	64	H	Wyoming	49 60	110	A	Fresno St.	54 57
				47	H	Boise St.	63 72					110	H	Fresno St.	55 66
				50	A	New Mexico	58 70					156	H	Denver	84 79
				50	H	New Mexico	56 79					171	A	Colorado	40 59
												177	A	Utah St.	59 70
												177	H	Utah St.	53 72
												194	H	UNLV	52 49
												205	H	Cornell	56 53
												233	A	San Diego St.	45 54
												243	H	Northern Ariz.	65 54
												245	A	Nevada	57 68
												245	H	Nevada	38 62
												252	H	North Florida	61 59
												294	A	Air Force	48 63
												294	H	Air Force	55 48
												299	H	San Jose St.	70 78
LAST 12 Division I GAMES:															
177	A	Utah St.	59 70	64	H	Wyoming	49 60								
50	H	New Mexico	56 79	245	A	Nevada	57 68								
47	H	Boise St.	63 72	294	H	Air Force	55 48								
64	A	Wyoming	32 56	47	A	Boise St.	57 70								
299	H	San Jose St.	70 78	110	A	Fresno St.	54 57								
233	A	San Diego St.	45 54	245	H	Nevada	38 62								

Non-Div I Games: Chadron St. 91 38 Eastern N.M. 72 46

Colorado St.

Loss, Non-Conf, S Site, H Home A Away N Neutral

Average RPI Win: 213	WON-LOST	WINNING	LAST 10	STRENGTH OF	OPP. STRENGTH	TEAM	ADJ.	CONF.	ADJ CONF.
Average RPI Loss: 153	RECORD	PCT. RANK	GAMES	SCHEDULE	OF SCHEDULE	RPI	RPI	RPI	RPI
DIV. I ONLY	8- 17	268	0- 1	144	183	247	247	11	11
DIV. I NON-CONF.	4- 9	252	0- 0	225	261	262	262	11	11
TOTALS	RPI 1-25	RPI 26-50	W-L RECORDS	RPI 51-100	RPI 101-150	RPI 150+			
8- 17	0- 0	0- 0	OVERALL	1- 5	1- 4	6- 8			
5- 7	0- 0	0- 0	HOME	1- 3	0- 1	4- 3			
3- 10	0- 0	0- 0	AWAY	0- 2	1- 3	2- 5			
0- 0	0- 0	0- 0	NEUTRAL	0- 0	0- 0	0- 0			
4- 9	0- 0	0- 0	NON-CONFERENCE	0- 1	1- 2	3- 6			
2- 3	0- 0	0- 0	HOME	0- 1	0- 0	2- 2			
2- 6	0- 0	0- 0	AWAY	0- 0	1- 2	1- 4			
0- 0	0- 0	0- 0	NEUTRAL	0- 0	0- 0	0- 0			
4- 8	0- 0	0- 0	CONFERENCE	1- 4	0- 2	3- 2			
3- 4	0- 0	0- 0	HOME	1- 2	0- 1	2- 1			
1- 4	0- 0	0- 0	AWAY	0- 2	0- 1	1- 1			
0- 0	0- 0	0- 0	NEUTRAL	0- 0	0- 0	0- 0			

RPI S	Opponent	Score	RPI S	Opponent	Score	RPI S	Opponent	Score	RPI S	Opponent	Score	Team's RPI: 247
						56	A Princeton	59 65	102	A Fordham	49 68	
						56	H Princeton	64 79	122	A Yale	61 69	
						61	A Penn	56 79	122	H Yale	54 67	
						61	H Penn	60 72	128	A Boston College	60 74	
						85	H Harvard	75 65	138	A Mercer	72 68	
						98	H Houston	72 83	191	A Milwaukee	65 78	
									197	H Hampton	88 63	
									198	H Dartmouth	69 70	
									205	A Cornell	51 60	
									205	H Cornell	65 57	
									217	A Illinois	69 76	
									227	A Hofstra	65 63	
									228	A Saint Joseph's	61 68	
									242	H Albany (NY)	58 62	
									249	A Colgate	71 84	
									259	H Cal St. Fullerton	58 61	
									278	H Army West Point	70 49	
									287	A Brown	83 81	
									287	H Brown	93 62	
LAST 12 Division I GAMES:												
			122	H Yale	54 67				198	H Dartmouth	69 70	
			287	H Brown	93 62				85	H Harvard	75 65	
			56	A Princeton	59 65				61	H Penn	60 72	
			61	A Penn	56 79				56	H Princeton	64 79	
			287	A Brown	83 81				205	H Cornell	65 57	
			122	A Yale	61 69				205	A Cornell	51 60	

Non-Div I Games:

Columbia

■ Loss,
 ■ Non-Conf,
 ■ S Site,
 ■ H Home
 ■ A Away
 N Neutral

Average RPI Win:	327	WON-LOST	WINNING	LAST 10	STRENGTH OF	OPP. STRENGTH	TEAM	ADJ.	CONF.	ADJ CONF.
Average RPI Loss:	191	RECORD	PCT. RANK	GAMES	SCHEDULE	OF SCHEDULE	RPI	RPI	RPI	RPI
DIV. I ONLY	4- 23	335	1- 0	182	334	312	312	32	32	
DIV. I NON-CONF.	0- 12	336	0- 0	14	143	242	242	32	32	
TOTALS	RPI 1-25	RPI 26-50	W-L RECORDS	RPI 51-100	RPI 101-150	RPI 150+				
4- 23	0- 2	0- 1	OVERALL	0- 5	0- 1	4- 14				
2- 7	0- 0	0- 0	HOME	0- 0	0- 0	2- 7				
2- 15	0- 2	0- 1	AWAY	0- 5	0- 0	2- 7				
0- 1	0- 0	0- 0	NEUTRAL	0- 0	0- 1	0- 0				
0- 12	0- 2	0- 1	NON-CONFERENCE	0- 5	0- 1	0- 3				
0- 1	0- 0	0- 0	HOME	0- 0	0- 0	0- 1				
0- 10	0- 2	0- 1	AWAY	0- 5	0- 0	0- 2				
0- 1	0- 0	0- 0	NEUTRAL	0- 0	0- 1	0- 0				
4- 11	0- 0	0- 0	CONFERENCE	0- 0	0- 0	4- 11				
2- 6	0- 0	0- 0	HOME	0- 0	0- 0	2- 6				
2- 5	0- 0	0- 0	AWAY	0- 0	0- 0	2- 5				
0- 0	0- 0	0- 0	NEUTRAL	0- 0	0- 0	0- 0				

RPI 1-25				RPI 26-50				RPI 51-100				RPI 101+ Team's RPI: 312			
RPI	S	Opponent	Score	RPI	S	Opponent	Score	RPI	S	Opponent	Score	RPI	S	Opponent	Score
8	A	Mississippi St.	38 110	31	A	Ohio	62 87	58	A	FGCU	61 93	103	N	UAB	61 86
14	A	Maryland	36 93					71	A	West Virginia	37 78	195	A	N.C. A&T	42 66
								90	A	Virginia	41 55	199	A	Marshall	67 88
								95	A	Old Dominion	51 81	208	A	UMES	54 74
								97	A	Minnesota	52 84	221	H	Howard	81 88
												222	H	Bethune-Cookman	65 71
												264	A	Niagara	69 71
												289	A	Norfolk St.	54 51
												289	H	Norfolk St.	63 68
												291	A	South Carolina St.	55 60
												291	H	South Carolina St.	59 75
												303	H	Morgan St.	57 74
												304	H	UMBC	52 57
												337	A	Delaware St.	71 57
												337	H	Delaware St.	85 59
												341	A	N.C. Central	57 62
												346	H	Florida A&M	73 53
												348	A	Savannah St.	57 68
												348	H	Savannah St.	70 76
LAST 12 Division I GAMES:															
289	A	Norfolk St.	54 51	303	H	Morgan St.	57 74								
337	H	Delaware St.	85 59	222	H	Bethune-Cookman	65 71								
221	H	Howard	81 88	346	H	Florida A&M	73 53								
208	A	UMES	54 74	195	A	N.C. A&T	42 66								
291	A	South Carolina St.	55 60	341	A	N.C. Central	57 62								
348	A	Savannah St.	57 68	291	H	South Carolina St.	59 75								

Non-Div I Games:

Coppin St.

■ Loss,
 ■ Non-Conf,
 ■ S Site,
 ■ Home
 ■ A Away
 N Neutral

Average RPI Win: 250	WON-LOST	WINNING	LAST 10	STRENGTH OF	OPP. STRENGTH	TEAM	ADJ.	CONF.	ADJ CONF.
Average RPI Loss: 138	RECORD	PCT. RANK	GAMES	SCHEDULE	OF SCHEDULE	RPI	RPI	RPI	RPI
DIV. I ONLY	11- 12	194	1- 0	217	203	205	205	11	11
DIV. I NON-CONF.	6- 5	143	0- 0	301	318	211	211	11	11
TOTALS	RPI 1-25	RPI 26-50	W-L RECORDS	RPI 51-100	RPI 101-150	RPI 150+			
11- 12	0- 0	0- 0	OVERALL	0- 6	2- 2	9- 4			
8- 4	0- 0	0- 0	HOME	0- 3	1- 0	7- 1			
3- 8	0- 0	0- 0	AWAY	0- 3	1- 2	2- 3			
0- 0	0- 0	0- 0	NEUTRAL	0- 0	0- 0	0- 0			
6- 5	0- 0	0- 0	NON-CONFERENCE	0- 1	0- 2	6- 2			
5- 0	0- 0	0- 0	HOME	0- 0	0- 0	5- 0			
1- 5	0- 0	0- 0	AWAY	0- 1	0- 2	1- 2			
0- 0	0- 0	0- 0	NEUTRAL	0- 0	0- 0	0- 0			
5- 7	0- 0	0- 0	CONFERENCE	0- 5	2- 0	3- 2			
3- 4	0- 0	0- 0	HOME	0- 3	1- 0	2- 1			
2- 3	0- 0	0- 0	AWAY	0- 2	1- 0	1- 1			
0- 0	0- 0	0- 0	NEUTRAL	0- 0	0- 0	0- 0			

RPI 1-25			RPI 26-50			RPI 51-100			RPI 101+			Team's RPI: 205
RPI	S	Opponent	Score	RPI	S	Opponent	Score	RPI	S	Opponent	Score	Score
						56	A Princeton	64	68	122	A Yale	43 41
						56	H Princeton	46	75	122	H Yale	66 56
						61	A Penn	58	69	130	A Lehigh	54 67
						61	H Penn	46	59	137	A Stony Brook	61 63
						85	H Harvard	61	68	197	H Hampton	79 53
						97	A Minnesota	45	65	198	H Dartmouth	56 63
										242	H Albany (NY)	48 34
										247	A Columbia	57 65
										247	H Columbia	60 51
										254	A Binghamton	61 72
										261	H St. Bonaventure	58 44
										270	A Colorado St.	53 56
										287	A Brown	65 53
										287	H Brown	66 48
										320	H UMass Lowell	63 54
										330	A Lafayette	62 59
										337	H Delaware St.	94 59
LAST 12 Division I GAMES:												
287	H	Brown	66 48	85	H	Harvard	61 68					
122	H	Yale	66 56	198	H	Dartmouth	56 63					
61	A	Penn	58 69	56	H	Princeton	46 75					
56	A	Princeton	64 68	61	H	Penn	46 59					
122	A	Yale	43 41	247	A	Columbia	57 65					
287	A	Brown	65 53	247	H	Columbia	60 51					

Non-Div I Games:

Cornell

Creighton

Through Games Of March 6, 2019

Average RPI Win:	156	WON-LOST	WINNING	LAST 10	STRENGTH OF	OPP. STRENGTH	TEAM	ADJ.	CONF.	ADJ CONF.
Average RPI Loss:	59	RECORD	PCT. RANK	GAMES	SCHEDULE	OF SCHEDULE	RPI	RPI	RPI	RPI
DIV. I ONLY	14- 15	178	0- 1	45	45	100	100	6	6	
DIV. I NON-CONF.	6- 5	143	0- 0	104	49	101	101	4	4	
TOTALS	RPI 1-25	RPI 26-50	W-L RECORDS	RPI 51-100	RPI 101-150	RPI 150+				
14- 15	2- 4	0- 4	OVERALL	2- 4	4- 3	6- 0				
6- 7	1- 2	0- 2	HOME	2- 1	1- 2	2- 0				
6- 8	1- 2	0- 2	AWAY	0- 3	2- 1	3- 0				
2- 0	0- 0	0- 0	NEUTRAL	0- 0	1- 0	1- 0				
6- 5	0- 2	0- 2	NON-CONFERENCE	1- 1	1- 0	4- 0				
2- 2	0- 1	0- 1	HOME	1- 0	0- 0	1- 0				
2- 3	0- 1	0- 1	AWAY	0- 1	0- 0	2- 0				
2- 0	0- 0	0- 0	NEUTRAL	0- 0	1- 0	1- 0				
8- 10	2- 2	0- 2	CONFERENCE	1- 3	3- 3	2- 0				
4- 5	1- 1	0- 1	HOME	1- 1	1- 2	1- 0				
4- 5	1- 1	0- 1	AWAY	0- 2	2- 1	1- 0				
0- 0	0- 0	0- 0	NEUTRAL	0- 0	0- 0	0- 0				

RPI 1-25				RPI 26-50				RPI 51-100 Team's RPI: 100				RPI 101+			
RPI	S	Opponent	Score	RPI	S	Opponent	Score	RPI	S	Opponent	Score	RPI	S	Opponent	Score
12	A	Marquette	67 85	29	A	South Dakota St.	48 74	59	A	Butler	46 66	118	A	St. John's (NY)	65 63
12	H	Marquette	71 65	37	H	South Dakota	65 77	59	H	Butler	43 75	118	H	St. John's (NY)	45 51
22	H	Drake	69 85	43	A	Villanova	62 67	75	A	Georgetown	53 62	121	A	Providence	73 64
23	A	Florida St.	52 71	43	H	Villanova	52 54	75	H	Georgetown	65 38	121	H	Providence	63 77
24	A	DePaul	85 82					83	H	Nebraska	74 65	127	N	South Fla.	83 76
24	H	DePaul	67 74					89	A	UNI	55 65	129	A	Seton Hall	75 82
												129	H	Seton Hall	80 71
												200	N	Vanderbilt	75 55
												201	A	Xavier	53 52
												201	H	Xavier	66 62
												251	A	Wichita St.	83 71
												316	H	Omaha	66 51
												324	A	North Dakota St.	86 51
LAST 12 Division I GAMES:															
24	H	DePaul	67 74	118	H	St. John's (NY)	45 51								
12	H	Marquette	71 65	43	A	Villanova	62 67								
121	A	Providence	73 64	75	A	Georgetown	53 62								
201	A	Xavier	53 52	121	H	Providence	63 77								
59	A	Butler	46 66	59	H	Butler	43 75								
129	H	Seton Hall	80 71	201	H	Xavier	66 62								

Non-Div I Games:

Creighton

Loss, Non-Conf, S Site, H Home A Away N Neutral

SCHEDULE				THROUGH GAMES OF MARCH 9, 1919						
Average RPI Win:	255	WON-LOST	WINNING	LAST 10	STRENGTH OF	OPP. STRENGTH	TEAM	ADJ.	CONF.	ADJ CONF.
Average RPI Loss:	122	RECORD	PCT. RANK	GAMES	SCHEDULE	OF SCHEDULE	RPI	RPI	RPI	RPI
DIV. I ONLY	12- 13	190	0- 1	246	148	198	198	11	11	
DIV. I NON-CONF.	7- 6	153	0- 1	319	241	247	247	11	11	

TOTALS	RPI 1-25		RPI 26-50	W-L RECORDS		RPI 51-100	RPI 101-150		RPI 150+	
12- 13	0- 0		0- 1	OVERALL		0- 7	1- 2		11- 3	
7- 4	0- 0		0- 1	HOME		0- 3	1- 0		6- 0	
5- 7	0- 0		0- 0	AWAY		0- 3	0- 2		5- 2	
0- 2	0- 0		0- 0	NEUTRAL		0- 1	0- 0		0- 1	
7- 6	0- 0		0- 1	NON-CONFERENCE		0- 1	0- 1		7- 3	
5- 1	0- 0		0- 1	HOME		0- 0	0- 0		5- 0	
2- 3	0- 0		0- 0	AWAY		0- 0	0- 1		2- 2	
0- 2	0- 0		0- 0	NEUTRAL		0- 1	0- 0		0- 1	
5- 7	0- 0		0- 0	CONFERENCE		0- 6	1- 1		4- 0	
2- 3	0- 0		0- 0	HOME		0- 3	1- 0		1- 0	
3- 4	0- 0		0- 0	AWAY		0- 3	0- 1		3- 0	
0- 0	0- 0		0- 0	NEUTRAL		0- 0	0- 0		0- 0	

RPI 1-25				RPI 26-50				RPI 51-100				RPI 101+				Team's RPI: 198	
RPI	S	Opponent	Score	RPI	S	Opponent	Score	RPI	S	Opponent	Score	RPI	S	Opponent	Score		
				36	H	Buffalo	69 75	56	A	Princeton	47 64	122	A	Yale	49 64		
								56	H	Princeton	75 82	122	H	Yale	56 54		
								61	A	Penn	52 56	128	A	Boston College	68 99		
								61	H	Penn	44 60	170	H	Boston U.	64 44		
								67	N	Middle Tenn.	58 70	205	A	Cornell	63 56		
								85	A	Harvard	46 56	247	A	Columbia	70 69		
								85	H	Harvard	57 73	254	H	Binghamton	63 39		
												259	A	Cal St. Fullerton	62 67		
												269	A	San Diego	76 78		
												276	H	Loyola Maryland	54 41		
												277	A	Vermont	66 42		
												287	A	Brown	81 61		
												287	H	Brown	78 43		
												295	H	Fairfield	59 46		
												296	N	UC Santa Barbara	56 62		
												315	A	New Hampshire	62 42		
												320	H	UMass Lowell	70 54		
LAST 12 Division I GAMES:																	
				296	N	UC Santa Barbara	56 62	61	H	Penn	44 60						
				61	A	Penn	52 56	247	A	Columbia	70 69						
				56	A	Princeton	47 64	205	A	Cornell	63 56						
				287	H	Brown	78 43	122	A	Yale	49 64						
				122	H	Yale	56 54	287	A	Brown	81 61						
				56	H	Princeton	75 82	85	H	Harvard	57 73						

Non-Div I Games:

Dartmouth

■ Loss, ■ Non-Conf, S Site, H Home A Away N Neutral

Average RPI Win:	208	WON-LOST	WINNING	LAST 10	STRENGTH OF	OPP. STRENGTH	TEAM	ADJ.	CONF.	ADJ CONF.
Average RPI Loss:	152	RECORD	PCT. RANK	GAMES	SCHEDULE	OF SCHEDULE	RPI	RPI	RPI	RPI
DIV. I ONLY	16- 13	148	1- 0	186	164	149	149	17	17	
DIV. I NON-CONF.	5- 7	206	0- 0	137	141	160	160	16	16	
TOTALS	RPI 1-25	RPI 26-50	W-L RECORDS	RPI 51-100	RPI 101-150	RPI 150+				
16- 13	0- 1	0- 0	OVERALL	1- 2	3- 4	12- 6				
9- 4	0- 0	0- 0	HOME	0- 0	1- 2	8- 2				
7- 9	0- 1	0- 0	AWAY	1- 2	2- 2	4- 4				
0- 0	0- 0	0- 0	NEUTRAL	0- 0	0- 0	0- 0				
5- 7	0- 1	0- 0	NON-CONFERENCE	1- 1	1- 2	3- 3				
3- 1	0- 0	0- 0	HOME	0- 0	1- 1	2- 0				
2- 6	0- 1	0- 0	AWAY	1- 1	0- 1	1- 3				
0- 0	0- 0	0- 0	NEUTRAL	0- 0	0- 0	0- 0				
11- 6	0- 0	0- 0	CONFERENCE	0- 1	2- 2	9- 3				
6- 3	0- 0	0- 0	HOME	0- 0	0- 1	6- 2				
5- 3	0- 0	0- 0	AWAY	0- 1	2- 1	3- 1				
0- 0	0- 0	0- 0	NEUTRAL	0- 0	0- 0	0- 0				

RPI	S	Opponent	Score	RPI	S	Opponent	Score	RPI	S	Opponent	Score	RPI	S	Opponent	Score	Team's RPI: 149
7	A	NC State	45 75					55	A	Clemson	90 80	102	A	Fordham	60 56	
								56	A	Princeton	57 65	102	H	Fordham	42 58	
								94	A	VCU	54 61	109	H	High Point	71 62	
												116	A	Charlotte	66 78	
												117	A	Dayton	69 83	
												136	A	Duquesne	62 47	
												148	H	Appalachian St.	78 81	
												153	H	William & Mary	76 65	
												178	H	Saint Louis	60 57	
												183	A	UNC Asheville	56 69	
												203	A	Massachusetts	64 49	
												203	H	Massachusetts	58 70	
												214	A	George Washington	62 42	
												216	A	Elon	72 73	
												223	H	George Mason	67 59	
												228	A	Saint Joseph's	54 66	
												248	A	Gardner-Webb	49 54	
												258	A	Rhode Island	77 67	
												258	H	Rhode Island	58 64	
												261	H	St. Bonaventure	74 49	
												261	H	St. Bonaventure	67 55	
												273	H	Richmond	78 55	
												283	H	La Salle	80 61	
												290	A	Charleston So.	72 34	
												331	H	Presbyterian	83 56	
LAST 12 Division I GAMES:																
261	H	St. Bonaventure	74 49	102	H	Fordham	42 58									
94	A	VCU	54 61	261	H	St. Bonaventure	67 55									
258	H	Rhode Island	58 64	228	A	Saint Joseph's	54 66									
178	H	Saint Louis	60 57	283	H	La Salle	80 61									
117	A	Dayton	69 83	214	A	George Washington	62 42									
203	A	Massachusetts	64 49	102	A	Fordham	60 56									

Non-Div I Games: Queens (NC) 80 47

Davidson

■ Loss,
 ■ Non-Conf,
 ■ S Site,
 ■ Home
 ■ A Away
 N Neutral

Average RPI Win: 199	WON-LOST	WINNING	LAST 10	STRENGTH OF	OPP. STRENGTH	TEAM	ADJ.	CONF.	ADJ CONF.
Average RPI Loss: 104	RECORD	PCT. RANK	GAMES	SCHEDULE	OF SCHEDULE	RPI	RPI	RPI	RPI
DIV. I ONLY	16- 12	133	1- 0	102	130	117	117	17	17
DIV. I NON-CONF.	5- 6	177	0- 0	17	41	84	84	16	16
TOTALS	RPI 1-25	RPI 26-50	W-L RECORDS	RPI 51-100	RPI 101-150	RPI 150+			
16- 12	0- 2	1- 1	OVERALL	2- 3	2- 3	11- 3			
13- 1	0- 0	1- 0	HOME	1- 0	2- 1	9- 0			
2- 10	0- 2	0- 1	AWAY	0- 2	0- 2	2- 3			
1- 1	0- 0	0- 0	NEUTRAL	1- 1	0- 0	0- 0			
5- 6	0- 2	1- 1	NON-CONFERENCE	2- 2	0- 1	2- 0			
4- 1	0- 0	1- 0	HOME	1- 0	0- 1	2- 0			
0- 4	0- 2	0- 1	AWAY	0- 1	0- 0	0- 0			
1- 1	0- 0	0- 0	NEUTRAL	1- 1	0- 0	0- 0			
11- 6	0- 0	0- 0	CONFERENCE	0- 1	2- 2	9- 3			
9- 0	0- 0	0- 0	HOME	0- 0	2- 0	7- 0			
2- 6	0- 0	0- 0	AWAY	0- 1	0- 2	2- 3			
0- 0	0- 0	0- 0	NEUTRAL	0- 0	0- 0	0- 0			

RPI 1-25				RPI 26-50				RPI 51-100				RPI 101+ Team's RPI: 117			
RPI	S	Opponent	Score	RPI	S	Opponent	Score	RPI	S	Opponent	Score	RPI	S	Opponent	Score
14	A	Maryland	71 82	32	A	James Madison	55 68	54	N	Georgia Tech	85 66	102	A	Fordham	48 57
16	A	South Carolina	55 65	36	H	Buffalo	72 59	60	N	Virginia Tech	57 69	102	H	Fordham	72 50
								74	A	Green Bay	35 51	108	H	Northeastern	79 84
								82	H	Toledo	70 49	136	A	Duquesne	57 85
								94	A	VCU	62 64	149	H	Davidson	83 69
												178	A	Saint Louis	65 68
												178	H	Saint Louis	73 57
												203	H	Massachusetts	75 47
												214	A	George Washington	45 46
												214	H	George Washington	62 53
												223	A	George Mason	51 54
												228	H	Saint Joseph's	72 65
												249	H	Colgate	67 58
												258	A	Rhode Island	74 62
												261	A	St. Bonaventure	62 49
												273	H	Richmond	71 50
												283	H	La Salle	84 45
												283	H	La Salle	65 38
												328	H	Evansville	69 30
LAST 12 Division I GAMES:															
283	H	La Salle	65 38	94	A	VCU	62 64	136	A	Duquesne	57 85	273	H	Richmond	71 50
178	H	Saint Louis	73 57	258	A	Rhode Island	74 62	228	H	Saint Joseph's	72 65	178	A	Saint Louis	65 68
102	A	Fordham	48 57	214	H	George Washington	62 53								
223	A	George Mason	51 54												
149	H	Davidson	83 69												

Non-Div I Games:

Dayton

■ Loss,
 ■ Non-Conf, S Site,
 ■ Home
 ■ Away
 N Neutral

Average RPI Win: 127	WON-LOST	WINNING	LAST 10	STRENGTH OF	OPP. STRENGTH	TEAM	ADJ.	CONF.	ADJ CONF.
Average RPI Loss: 39	RECORD	PCT. RANK	GAMES	SCHEDULE	OF SCHEDULE	RPI	RPI	RPI	RPI
DIV. I ONLY	23- 7	43	1- 0	43	27	24	24	6	6
DIV. I NON-CONF.	9- 3	62	0- 0	73	9	38	38	4	4
TOTALS	RPI 1-25	RPI 26-50	W-L RECORDS	RPI 51-100	RPI 101-150	RPI 150+			
23- 7	0- 5	3- 0	OVERALL	7- 1	7- 1	6- 0			
11- 4	0- 2	1- 0	HOME	3- 1	3- 1	4- 0			
10- 2	0- 2	1- 0	AWAY	3- 0	4- 0	2- 0			
2- 1	0- 1	1- 0	NEUTRAL	1- 0	0- 0	0- 0			
9- 3	0- 3	1- 0	NON-CONFERENCE	2- 0	2- 0	4- 0			
5- 1	0- 1	0- 0	HOME	1- 0	1- 0	3- 0			
2- 1	0- 1	0- 0	AWAY	0- 0	1- 0	1- 0			
2- 1	0- 1	1- 0	NEUTRAL	1- 0	0- 0	0- 0			
14- 4	0- 2	2- 0	CONFERENCE	5- 1	5- 1	2- 0			
6- 3	0- 1	1- 0	HOME	2- 1	2- 1	1- 0			
8- 1	0- 1	1- 0	AWAY	3- 0	3- 0	1- 0			
0- 0	0- 0	0- 0	NEUTRAL	0- 0	0- 0	0- 0			

RPI	S	Opponent	Score	RPI	S	Opponent	Score	RPI	S	Opponent	Score	RPI	S	Opponent	Score
1	H	Notre Dame	77 101	35	N	Kansas St.	79 59	56	N	Princeton	82 67	106	H	Northwestern	76 60
6	A	UConn	63 99	43	A	Villanova	66 59	59	A	Butler	86 78	118	A	St. John's (NY)	70 62
10	N	Syracuse	81 83	43	H	Villanova	93 70	59	H	Butler	76 62	118	H	St. John's (NY)	73 64
12	A	Marquette	63 96					74	H	Green Bay	73 64	121	A	Providence	76 61
12	H	Marquette	87 93					75	A	Georgetown	69 64	121	H	Providence	88 62
								75	H	Georgetown	76 71	129	A	Seton Hall	94 85
								100	A	Creighton	74 67	129	H	Seton Hall	73 84
								100	H	Creighton	82 85	145	A	Oklahoma	87 76
												155	H	Temple	102 88
												201	A	Xavier	73 71
												201	H	Xavier	81 48
												244	A	Loyola Chicago	102 76
												301	H	Tennessee St.	95 73
												348	H	Savannah St.	124 61
LAST 12 Division I GAMES:															
100	A	Creighton	74 67	75	H	Georgetown	76 71								
121	A	Providence	76 61	43	H	Villanova	93 70								
59	H	Butler	76 62	12	H	Marquette	87 93								
201	H	Xavier	81 48	201	A	Xavier	73 71								
118	A	St. John's (NY)	70 62	59	A	Butler	86 78								
129	A	Seton Hall	94 85	129	H	Seton Hall	73 84								

Non-Div I Games:

DePaul

Delaware

Through Games Of March 6, 2019

Average RPI Win:	221	WON-LOST	WINNING	LAST 10	STRENGTH OF	OPP. STRENGTH	TEAM	ADJ.	CONF.	ADJ CONF.
Average RPI Loss:	103	RECORD	PCT. RANK	GAMES	SCHEDULE	OF SCHEDULE	RPI	RPI	RPI	RPI
DIV. I ONLY	15- 13	153	1- 0	108	162	139	139	10	10	
DIV. I NON-CONF.	5- 7	206	1- 0	93	307	177	177	10	10	
TOTALS	RPI 1-25	RPI 26-50	W-L RECORDS	RPI 51-100	RPI 101-150	RPI 150+				
15- 13	0- 2	0- 1	OVERALL	0- 3	2- 4	13- 3				
8- 5	0- 2	0- 1	HOME	0- 1	2- 1	6- 0				
5- 6	0- 0	0- 0	AWAY	0- 2	0- 2	5- 2				
2- 2	0- 0	0- 0	NEUTRAL	0- 0	0- 1	2- 1				
5- 7	0- 2	0- 0	NON-CONFERENCE	0- 1	0- 1	5- 3				
2- 2	0- 2	0- 0	HOME	0- 0	0- 0	2- 0				
1- 3	0- 0	0- 0	AWAY	0- 1	0- 0	1- 2				
2- 2	0- 0	0- 0	NEUTRAL	0- 0	0- 1	2- 1				
10- 6	0- 0	0- 1	CONFERENCE	0- 2	2- 3	8- 0				
6- 3	0- 0	0- 1	HOME	0- 1	2- 1	4- 0				
4- 3	0- 0	0- 0	AWAY	0- 1	0- 2	4- 0				
0- 0	0- 0	0- 0	NEUTRAL	0- 0	0- 0	0- 0				

RPI S	Opponent	Score	RPI S	Opponent	Score	RPI S	Opponent	Score	RPI S	Opponent	Score	Team's RPI: 139
14	H Maryland	53 77	32	H James Madison	43 68	79	A Drexel	41 58	108	A Northeastern	62 75	
15	H UCF	60 71				79	H Drexel	40 57	108	H Northeastern	77 63	
						89	A UNI	67 79	111	H Towson	48 56	
									119	A UNCW	64 72	
									119	H UNCW	65 53	
									141	N Montana St.	60 69	
									153	A William & Mary	70 59	
									153	H William & Mary	68 52	
									157	N Bradley	47 59	
									162	N Nicholls St.	71 56	
									170	A Boston U.	61 72	
									216	A Elon	74 63	
									216	H Elon	71 59	
									223	A George Mason	46 72	
									227	A Hofstra	78 59	
									227	H Hofstra	57 47	
									228	H Saint Joseph's	48 39	
									248	H Gardner-Webb	69 45	
									293	A Col. of Charleston	72 60	
									293	H Col. of Charleston	74 50	
									330	N Lafayette	65 47	
									337	A Delaware St.	85 77	
LAST 12 Division I GAMES:												
330	N Lafayette	65 47	227	H Hofstra	57 47							
162	N Nicholls St.	71 56	108	H Northeastern	77 63							
153	H William & Mary	68 52	79	A Drexel	41 58							
216	H Elon	71 59	216	A Elon	74 63							
119	A UNCW	64 72	153	A William & Mary	70 59							
293	A Col. of Charleston	72 60	293	H Col. of Charleston	74 50							

Non-Div I Games:

Delaware

Loss, Non-Conf, S Site, H Home A Away N Neutral

Average RPI Win:	298	WON-LOST	WINNING	LAST 10	STRENGTH OF	OPP. STRENGTH	TEAM	ADJ.	CONF.	ADJ CONF.
Average RPI Loss:	213	RECORD	PCT. RANK	GAMES	SCHEDULE	OF SCHEDULE	RPI	RPI	RPI	RPI
DIV. I ONLY	5- 19	313	1- 0	297	340	337	337	32	32	
DIV. I NON-CONF.	0- 9	336	0- 0	120	201	320	320	32	32	
TOTALS	RPI 1-25	RPI 26-50	W-L RECORDS	RPI 51-100	RPI 101-150	RPI 150+				
5- 19	0- 0	0- 1	OVERALL	0- 1	0- 2	5- 15				
5- 5	0- 0	0- 1	HOME	0- 0	0- 1	5- 3				
0- 14	0- 0	0- 0	AWAY	0- 1	0- 1	0- 12				
0- 0	0- 0	0- 0	NEUTRAL	0- 0	0- 0	0- 0				
0- 9	0- 0	0- 1	NON-CONFERENCE	0- 1	0- 2	0- 5				
0- 2	0- 0	0- 1	HOME	0- 0	0- 1	0- 0				
0- 7	0- 0	0- 0	AWAY	0- 1	0- 1	0- 5				
0- 0	0- 0	0- 0	NEUTRAL	0- 0	0- 0	0- 0				
5- 10	0- 0	0- 0	CONFERENCE	0- 0	0- 0	5- 10				
5- 3	0- 0	0- 0	HOME	0- 0	0- 0	5- 3				
0- 7	0- 0	0- 0	AWAY	0- 0	0- 0	0- 7				
0- 0	0- 0	0- 0	NEUTRAL	0- 0	0- 0	0- 0				

RPI S	Opponent	Score	RPI S	Opponent	Score	RPI S	Opponent	Score	RPI S	Opponent	Score	Team's RPI: 337
32	H James Madison	57 103	94	A VCU	55 97	118	A St. John's (NY)	44 82	139	H Delaware	77 85	
						155	A Temple	61 75	185	A Robert Morris	63 64	
						195	A N.C. A&T	49 72	195	H N.C. A&T	47 67	
						199	A Marshall	63 75	201	A Xavier	59 80	
						205	A Cornell	59 94	208	H UMES	65 62	
						221	A Howard	62 78	222	A Bethune-Cookman	55 67	
						289	A Norfolk St.	50 63	289	H Norfolk St.	59 56	
						291	H South Carolina St.	60 63	303	H Morgan St.	62 57	
						312	A Coppin St.	59 85	312	H Coppin St.	57 71	
						341	A N.C. Central	64 65	341	H N.C. Central	71 61	
						346	A Florida A&M	52 57	348	H Savannah St.	66 58	
LAST 12 Division I GAMES:												
289	H Norfolk St.	59 56	291	H South Carolina St.	60 63	348	H Savannah St.	66 58	221	A Howard	62 78	
303	H Morgan St.	62 57	348	H Savannah St.	66 58	221	A Howard	62 78	346	A Florida A&M	52 57	
312	A Coppin St.	59 85	221	A Howard	62 78	346	A Florida A&M	52 57	222	A Bethune-Cookman	55 67	
208	H UMES	65 62	346	A Florida A&M	52 57	222	A Bethune-Cookman	55 67	341	H N.C. Central	71 61	
341	A N.C. Central	64 65	222	A Bethune-Cookman	55 67	341	H N.C. Central	71 61				
195	A N.C. A&T	49 72	341	H N.C. Central	71 61							

Non-Div I Games: Post 65 53 Cheyney 79 59

Delaware St.

■ Loss,
 ■ Non-Conf,
 ■ S Site,
 ■ Home
 ■ A Away
 N Neutral

RPI 1-25				RPI 26-50				RPI 51-100				RPI 101+ Team's RPI: 156			
RPI	S	Opponent	Score	RPI	S	Opponent	Score	RPI	S	Opponent	Score	RPI	S	Opponent	Score
				29	A	South Dakota St.	59 76	64	A	Wyoming	74 78	107	A	Northern Colo.	66 74
				29	H	South Dakota St.	67 83	80	H	American	83 54	143	A	New Mexico St.	64 66
				37	A	South Dakota	58 73	83	A	Nebraska	71 96	169	A	Oral Roberts	66 74
				37	H	South Dakota	104 99	99	H	Loyola Marymount	104 75	169	H	Oral Roberts	93 76
				48	H	Lamar University	117 110					229	A	Western Ill.	78 87
												229	H	Western Ill.	94 85
												235	H	UMKC	92 75
												241	A	North Dakota	92 91
												241	H	North Dakota	87 66
												261	H	St. Bonaventure	76 62
												270	A	Colorado St.	79 84
												284	A	Southern Utah	71 70
												285	H	Samford	83 87
												294	H	Air Force	92 66
												316	A	Omaha	95 68
												316	H	Omaha	82 76
												324	A	North Dakota St.	87 67
												324	H	North Dakota St.	81 54
												335	A	Purdue Fort Wayne	55 70
												335	H	Purdue Fort Wayne	82 62
LAST 12 Division I GAMES:															
				316	H	Omaha	82 76	169	A	Oral Roberts	66 74				
				229	H	Western Ill.	94 85	29	H	South Dakota St.	67 83				
				241	A	North Dakota	92 91	335	A	Purdue Fort Wayne	55 70				
				37	A	South Dakota	58 73	169	H	Oral Roberts	93 76				
				335	H	Purdue Fort Wayne	82 62	324	H	North Dakota St.	81 54				
				324	A	North Dakota St.	87 67	29	A	South Dakota St.	59 76				

Denver

Page 71

Detroit Mercy

Through Games Of March 6, 2019

Average RPI Win:	317	WON-LOST	WINNING	LAST 10	STRENGTH OF	OPP. STRENGTH	TEAM	ADJ.	CONF.	ADJ CONF.
Average RPI Loss:	175	RECORD	PCT. RANK	GAMES	SCHEDULE	OF SCHEDULE	RPI	RPI	RPI	RPI
DIV. I ONLY	3- 25	344	0- 1	280	198	333	333	20	20	
DIV. I NON-CONF.	1- 9	326	0- 0	259	150	324	324	18	18	
TOTALS	RPI 1-25	RPI 26-50	W-L RECORDS	RPI 51-100	RPI 101-150	RPI 150+				
3- 25	0- 0	0- 1	OVERALL	0- 7	0- 4	3- 13				
1- 11	0- 0	0- 0	HOME	0- 3	0- 2	1- 6				
2- 14	0- 0	0- 1	AWAY	0- 4	0- 2	2- 7				
0- 0	0- 0	0- 0	NEUTRAL	0- 0	0- 0	0- 0				
1- 9	0- 0	0- 1	NON-CONFERENCE	0- 3	0- 0	1- 5				
0- 3	0- 0	0- 0	HOME	0- 1	0- 0	0- 2				
1- 6	0- 0	0- 1	AWAY	0- 2	0- 0	1- 3				
0- 0	0- 0	0- 0	NEUTRAL	0- 0	0- 0	0- 0				
2- 16	0- 0	0- 0	CONFERENCE	0- 4	0- 4	2- 8				
1- 8	0- 0	0- 0	HOME	0- 2	0- 2	1- 4				
1- 8	0- 0	0- 0	AWAY	0- 2	0- 2	1- 4				
0- 0	0- 0	0- 0	NEUTRAL	0- 0	0- 0	0- 0				

RPI S	Opponent	Score	RPI S	Opponent	Score	RPI S	Opponent	Score	RPI S	Opponent	Score	Team's RPI: 333
45	A Michigan	62 95	52	H Miami (OH)	59 78	115	A Youngstown St.	45 91				
			74	A Green Bay	37 82	115	H Youngstown St.	59 85				
			74	H Green Bay	40 65	132	A IUPUI	47 82				
			77	A Wright St.	59 78	132	H IUPUI	41 58				
			77	H Wright St.	73 76	191	A Milwaukee	34 59				
			82	A Toledo	60 77	191	H Milwaukee	44 62				
			84	A Ohio St.	41 55	219	A Eastern Mich.	53 60				
						220	A Bowling Green	73 79				
						240	A Northern Ky.	56 68				
						240	H Northern Ky.	63 81				
						244	A Loyola Chicago	43 52				
						266	H Western Mich.	44 54				
						274	A Manhattan	58 56				
						281	A Cleveland St.	51 67				
						281	H Cleveland St.	49 67				
						308	A Oakland	67 74				
						308	H Oakland	65 76				
						316	H Omaha	42 51				
						338	A UIC	42 36				
						338	H UIC	62 45				
LAST 12 Division I GAMES:												
240	H Northern Ky.	63 81	308	H Oakland	65 76							
77	H Wright St.	73 76	115	A Youngstown St.	45 91							
74	A Green Bay	37 82	281	A Cleveland St.	51 67							
191	A Milwaukee	34 59	77	A Wright St.	59 78							
132	H IUPUI	41 58	240	A Northern Ky.	56 68							
338	H UIC	62 45	191	H Milwaukee	44 62							

Non-Div I Games: Mich.-Dearborn 68 60

Detroit Mercy

Loss, Non-Conf, S Site, H Home A Away N Neutral

Drake

Through Games Of March 6, 2019

Average RPI Win:	168	WON-LOST	WINNING	LAST 10	STRENGTH OF	OPP. STRENGTH	TEAM	ADJ.	CONF.	ADJ CONF.
Average RPI Loss:	23	RECORD	PCT. RANK	GAMES	SCHEDULE	OF SCHEDULE	RPI	RPI	RPI	RPI
DIV. I ONLY	22- 5	20	1- 0	57	83	22	22	13	13	
DIV. I NON-CONF.	7- 4	108	1- 0	8	2	11	11	15	15	
TOTALS	RPI 1-25	RPI 26-50	W-L RECORDS	RPI 51-100	RPI 101-150	RPI 150+				
22- 5	2- 3	1- 1	OVERALL	5- 1	1- 0	13- 0				
8- 2	0- 1	1- 0	HOME	1- 1	1- 0	5- 0				
12- 2	0- 1	0- 1	AWAY	4- 0	0- 0	8- 0				
2- 1	2- 1	0- 0	NEUTRAL	0- 0	0- 0	0- 0				
7- 4	2- 3	1- 1	NON-CONFERENCE	2- 0	1- 0	1- 0				
2- 1	0- 1	1- 0	HOME	0- 0	1- 0	0- 0				
3- 2	0- 1	0- 1	AWAY	2- 0	0- 0	1- 0				
2- 1	2- 1	0- 0	NEUTRAL	0- 0	0- 0	0- 0				
15- 1	0- 0	0- 0	CONFERENCE	3- 1	0- 0	12- 0				
6- 1	0- 0	0- 0	HOME	1- 1	0- 0	5- 0				
9- 0	0- 0	0- 0	AWAY	2- 0	0- 0	7- 0				
0- 0	0- 0	0- 0	NEUTRAL	0- 0	0- 0	0- 0				

RPI	S	Opponent	Score
1	N	Notre Dame	64 82
9	H	Iowa	82 91
11	A	Iowa St.	81 86
16	N	South Carolina	90 85
25	N	Rutgers	69 59

RPI	S	Opponent	Score
29	A	South Dakota St.	71 80
37	H	South Dakota	76 64

RPI	S	Opponent	Score
65	A	Missouri St.	70 61
65	H	Missouri St.	79 85
83	A	Nebraska	83 77
89	A	UNI	88 64
89	H	UNI	76 61
100	A	Creighton	85 69

RPI	S	Opponent	Score
135	H	CSUN	73 63
157	A	Bradley	92 63
159	A	Southern Ill.	71 64
159	H	Southern Ill.	94 66
160	A	Illinois St.	82 64
213	A	Indiana St.	70 68
213	H	Indiana St.	96 77
229	A	Western Ill.	98 71
244	A	Loyola Chicago	83 55
244	H	Loyola Chicago	69 60
311	A	Valparaiso	88 62
311	H	Valparaiso	84 53
328	A	Evansville	78 47
328	H	Evansville	66 39

LAST 12 Division I GAMES:

16	N	South Carolina	90 85	89	H	UNI	76 61
1	N	Notre Dame	64 82	244	A	Loyola Chicago	83 55
65	A	Missouri St.	70 61	311	A	Valparaiso	88 62
159	A	Southern Ill.	71 64	159	H	Southern Ill.	94 66
213	H	Indiana St.	96 77	65	H	Missouri St.	79 85
328	H	Evansville	66 39	328	A	Evansville	78 47

Non-Div I Games: Clarke 91 43

Drake

■ Loss,
 ■ Non-Conf, S Site,
 ■ Home
 ■ Away
 N Neutral

Average RPI Win: 202	WON-LOST	WINNING	LAST 10	STRENGTH OF	OPP. STRENGTH	TEAM	ADJ.	CONF.	ADJ CONF.
Average RPI Loss: 80	RECORD	PCT. RANK	GAMES	SCHEDULE	OF SCHEDULE	RPI	RPI	RPI	RPI
DIV. I ONLY	21- 6	37	1- 0	137	134	79	79	10	10
DIV. I NON-CONF.	8- 3	72	1- 0	130	254	85	85	10	10
TOTALS	RPI 1-25	RPI 26-50	W-L RECORDS	RPI 51-100	RPI 101-150	RPI 150+			
21- 6	0- 0	1- 2	OVERALL	0- 2	6- 1	14- 1			
9- 5	0- 0	1- 2	HOME	0- 1	3- 1	5- 1			
11- 0	0- 0	0- 0	AWAY	0- 0	3- 0	8- 0			
1- 1	0- 0	0- 0	NEUTRAL	0- 1	0- 0	1- 0			
8- 3	0- 0	1- 1	NON-CONFERENCE	0- 2	0- 0	7- 0			
3- 2	0- 0	1- 1	HOME	0- 1	0- 0	2- 0			
4- 0	0- 0	0- 0	AWAY	0- 0	0- 0	4- 0			
1- 1	0- 0	0- 0	NEUTRAL	0- 1	0- 0	1- 0			
13- 3	0- 0	0- 1	CONFERENCE	0- 0	6- 1	7- 1			
6- 3	0- 0	0- 1	HOME	0- 0	3- 1	3- 1			
7- 0	0- 0	0- 0	AWAY	0- 0	3- 0	4- 0			
0- 0	0- 0	0- 0	NEUTRAL	0- 0	0- 0	0- 0			

RPI 1-25			RPI 26-50			RPI 51-100			Team's RPI: 79			RPI 101+			
RPI	S	Opponent	Score	RPI	S	Opponent	Score	RPI	S	Opponent	Score	RPI	S	Opponent	Score
				32	H	James Madison	35 51	61	H	Penn	39 55	108	A	Northeastern	61 59
				42	H	Bucknell	64 42	77	N	Wright St.	63 71	108	H	Northeastern	76 45
				43	H	Quinnipiac	52 56					111	H	Towson	54 55
												119	A	UNCW	65 53
												119	H	UNCW	67 55
												139	A	Delaware	57 40
												139	H	Delaware	58 41
												153	A	William & Mary	62 58
												153	H	William & Mary	72 77
												216	A	Elon	59 44
												216	H	Elon	68 45
												227	A	Hofstra	61 49
												227	H	Hofstra	62 39
												228	H	Saint Joseph's	51 34
												248	H	Gardner-Webb	65 48
												267	N	Siena	51 39
												273	A	Richmond	58 35
												274	A	Manhattan	53 39
												277	A	Vermont	60 44
												283	A	La Salle	58 43
												293	A	Col. of Charleston	65 42
												293	H	Col. of Charleston	76 53
LAST 12 Division I GAMES:															
				277	A	Vermont	60 44					227	H	Hofstra	62 39
				216	H	Elon	68 45					139	H	Delaware	58 41
				153	H	William & Mary	72 77					153	A	William & Mary	62 58
				293	A	Col. of Charleston	65 42					216	A	Elon	59 44
				119	A	UNCW	65 53					119	H	UNCW	67 55
				108	H	Northeastern	76 45					293	H	Col. of Charleston	76 53

Non-Div I Games:

Drexel

Average RPI Win:	128	WON-LOST	WINNING	LAST 10	STRENGTH OF	OPP. STRENGTH	TEAM	ADJ.	CONF.	ADJ CONF.
Average RPI Loss:	51	RECORD	PCT. RANK	GAMES	SCHEDULE	OF SCHEDULE	RPI	RPI	RPI	RPI
DIV. I ONLY	15- 14	165	1- 0	34	3	73	73	1	1	
DIV. I NON-CONF.	8- 4	91	0- 0	87	43	58	58	1	1	
TOTALS	RPI 1-25	RPI 26-50	W-L RECORDS	RPI 51-100	RPI 101-150	RPI 150+				
15- 14	0- 7	2- 1	OVERALL	3- 3	5- 2	5- 1				
9- 4	0- 3	1- 0	HOME	2- 1	3- 0	3- 0				
4- 8	0- 4	1- 0	AWAY	1- 2	1- 2	1- 0				
2- 2	0- 0	0- 1	NEUTRAL	0- 0	1- 0	1- 1				
8- 4	0- 1	0- 1	NON-CONFERENCE	2- 0	1- 1	5- 1				
5- 0	0- 0	0- 0	HOME	1- 0	1- 0	3- 0				
2- 2	0- 1	0- 0	AWAY	1- 0	0- 1	1- 0				
1- 2	0- 0	0- 1	NEUTRAL	0- 0	0- 0	1- 1				
7- 10	0- 6	2- 0	CONFERENCE	1- 3	4- 1	0- 0				
4- 4	0- 3	1- 0	HOME	1- 1	2- 0	0- 0				
2- 6	0- 3	1- 0	AWAY	0- 2	1- 1	0- 0				
1- 0	0- 0	0- 0	NEUTRAL	0- 0	1- 0	0- 0				

RPI	S	Opponent	Score	RPI	S	Opponent	Score	RPI	S	Opponent	Score	RPI	S	Opponent	Score
1	A	Notre Dame	61 89	28	N	Missouri	54 62	54	A	Georgia Tech	64 70	106	A	Northwestern	58 84
3	H	Louisville	51 73	38	A	North Carolina	85 69	55	H	Clemson	63 59	123	H	Pittsburgh	74 55
7	A	NC State	51 63	38	H	North Carolina	62 44	58	H	FGCU	57 41	123	N	Pittsburgh	86 64
10	H	Syracuse	55 64					60	H	Virginia Tech	57 64	124	H	Marist	64 56
18	H	Miami (FL)	50 58					62	A	Maine	66 63	128	A	Boston College	90 92
19	A	Oregon St.	57 71					90	A	Virginia	47 53	146	A	Wake Forest	55 44
23	A	Florida St.	62 66									146	H	Wake Forest	66 52
												164	N	Washington	64 71
												187	A	Wisconsin	60 53
												194	H	UNLV	66 38
												202	N	Ball St.	79 62
												206	H	East Carolina	83 66
												216	H	Elon	81 64
LAST 12 Division I GAMES:															
123	N	Pittsburgh	86 64	1	A	Notre Dame	61 89	60	H	Virginia Tech	57 64				
28	N	Missouri	54 62	90	A	Virginia	47 53	38	A	North Carolina	85 69				
202	N	Ball St.	79 62	123	H	Pittsburgh	74 55								
38	H	North Carolina	62 44	128	A	Boston College	90 92								
55	H	Clemson	63 59												
146	A	Wake Forest	55 44												

Non-Div I Games:

Duke

■ Loss,
■ Non-Conf,
■ S Site,
■ H Home
■ A Away
N Neutral

RPI 1-25					
RPI	S	Opponent	Score		
10	N	Syracuse	71	87	
15	H	UCF	63	71	
RPI 26-50					
RPI	S	Opponent	Score		
26	A	Texas	41	78	
RPI 51-100					
RPI	S	Opponent	Score		
51	A	TCU	48	61	
82	A	Toledo	52	65	
86	A	Kent St.	77	72	
94	H	VCU	71	68	
RPI 101+					
RPI	S	Opponent	Score		
102	A	Fordham	46	57	
117	H	Dayton	85	57	
123	H	Pittsburgh	58	66	
142	A	Penn St.	64	58	
149	H	Davidson	47	62	
155	H	Temple	54	53	
178	H	Saint Louis	63	67	
193	N	Liberty	51	55	
203	A	Massachusetts	66	69	
212	A	Saint Francis (PA)	93	73	
214	A	George Washington	64	53	
214	H	George Washington	54	55	
223	A	George Mason	60	57	
228	A	Saint Joseph's	67	56	
228	H	Saint Joseph's	81	73	
230	H	ETSU	66	58	
238	H	Mt. St. Mary's	73	64	
258	A	Rhode Island	75	58	
258	H	Rhode Island	106	69	
261	A	St. Bonaventure	60	54	
261	H	St. Bonaventure	80	64	
273	H	Richmond	80	54	
283	A	La Salle	66	62	

Non-Div I Games:

EE

ETSU

Page 77

East Carolina

Through Games Of March 6, 2019

Average RPI Win:	242	WON-LOST	WINNING	LAST 10	STRENGTH OF	OPP. STRENGTH	TEAM	ADJ.	CONF.	ADJ CONF.
Average RPI Loss:	125	RECORD	PCT. RANK	GAMES	SCHEDULE	OF SCHEDULE	RPI	RPI	RPI	RPI
DIV. I ONLY	15- 14	165	1- 0	265	118	206	206	9	9	
DIV. I NON-CONF.	9- 4	85	0- 0	312	262	193	193	8	8	
TOTALS	RPI 1-25	RPI 26-50	W-L RECORDS	RPI 51-100	RPI 101-150	RPI 150+				
15- 14	0- 2	0- 0	OVERALL	0- 3	1- 3	14- 6				
11- 5	0- 1	0- 0	HOME	0- 1	1- 2	10- 1				
2- 9	0- 1	0- 0	AWAY	0- 2	0- 1	2- 5				
2- 0	0- 0	0- 0	NEUTRAL	0- 0	0- 0	2- 0				
9- 4	0- 0	0- 0	NON-CONFERENCE	0- 1	1- 2	8- 1				
7- 1	0- 0	0- 0	HOME	0- 0	1- 1	6- 0				
0- 3	0- 0	0- 0	AWAY	0- 1	0- 1	0- 1				
2- 0	0- 0	0- 0	NEUTRAL	0- 0	0- 0	2- 0				
6- 10	0- 2	0- 0	CONFERENCE	0- 2	0- 1	6- 5				
4- 4	0- 1	0- 0	HOME	0- 1	0- 1	4- 1				
2- 6	0- 1	0- 0	AWAY	0- 1	0- 0	2- 4				
0- 0	0- 0	0- 0	NEUTRAL	0- 0	0- 0	0- 0				

RPI	S	Opponent	Score	RPI	S	Opponent	Score	RPI	S	Opponent	Score	RPI	S	Opponent	Score	Team's RPI: 206
6	A	UConn	55 118					72	H	Cincinnati	57 68	116	A	Charlotte	46 52	
15	H	UCF	58 61					73	A	Duke	66 83	119	H	UNCW	68 71	
								98	A	Houston	52 63	127	H	South Fla.	50 63	
												146	H	Wake Forest	70 61	
												153	A	William & Mary	43 63	
												155	A	Temple	62 84	
												165	A	Tulane	57 68	
												165	H	Tulane	63 61	
												166	A	Tulsa	64 60	
												166	H	Tulsa	55 75	
												193	H	Liberty	66 63	
												208	H	UMES	84 69	
												214	A	SMU	64 54	
												214	H	SMU	67 61	
												226	H	Monmouth	73 67	
												232	A	Memphis	46 58	
												232	H	Memphis	68 59	
												251	A	Wichita St.	47 57	
												251	H	Wichita St.	78 56	
												291	N	South Carolina St.	71 63	
												309	H	Kennesaw St.	68 56	
												336	H	Grand Canyon	59 47	
												339	N	Longwood	61 52	
												340	H	USC Upstate	63 53	
LAST 12 Division I GAMES:																
214	H	SMU	67 61	232	H	Memphis	68 59									
166	A	Tulsa	64 60	6	A	UConn	55 118									
72	H	Cincinnati	57 68	165	H	Tulane	63 61									
127	H	South Fla.	50 63	251	A	Wichita St.	47 57									
98	A	Houston	52 63	155	A	Temple	62 84									
214	A	SMU	64 54	15	H	UCF	58 61									

Non-Div I Games:

East Carolina

Loss, Non-Conf, S Site, H Home A Away N Neutral

Average RPI Win:	245	WON-LOST	WINNING	LAST 10	STRENGTH OF	OPP. STRENGTH	TEAM	ADJ.	CONF.	ADJ CONF.
Average RPI Loss:	189	RECORD	PCT. RANK	GAMES	SCHEDULE	OF SCHEDULE	RPI	RPI	RPI	RPI
DIV. I ONLY	8- 18	272	0- 1	234	294	292	292	22	22	
DIV. I NON-CONF.	3- 5	227	0- 0	262	267	245	245	22	22	
TOTALS	RPI 1-25	RPI 26-50	W-L RECORDS	RPI 51-100	RPI 101-150	RPI 150+				
8- 18	0- 0	0- 0	OVERALL	0- 2	1- 3	7- 13				
6- 5	0- 0	0- 0	HOME	0- 0	1- 1	5- 4				
1- 13	0- 0	0- 0	AWAY	0- 2	0- 2	1- 9				
1- 0	0- 0	0- 0	NEUTRAL	0- 0	0- 0	1- 0				
3- 5	0- 0	0- 0	NON-CONFERENCE	0- 1	0- 1	3- 3				
2- 0	0- 0	0- 0	HOME	0- 0	0- 0	2- 0				
0- 5	0- 0	0- 0	AWAY	0- 1	0- 1	0- 3				
1- 0	0- 0	0- 0	NEUTRAL	0- 0	0- 0	1- 0				
5- 13	0- 0	0- 0	CONFERENCE	0- 1	1- 2	4- 10				
4- 5	0- 0	0- 0	HOME	0- 0	1- 1	3- 4				
1- 8	0- 0	0- 0	AWAY	0- 1	0- 1	1- 6				
0- 0	0- 0	0- 0	NEUTRAL	0- 0	0- 0	0- 0				

RPI S	Opponent	Score	RPI S	Opponent	Score	RPI S	Opponent	Score	RPI S	Opponent	Score	Team's RPI: 292
						57	A Belmont	57 98	120	A UT Martin	66 90	
						59	A Butler	37 72	120	H UT Martin	77 71	
									125	A Northern Ill.	59 78	
									126	H Morehead St.	57 67	
									154	A Tennessee Tech	88 99	
									154	H Tennessee Tech	51 68	
									157	A Bradley	64 67	
									159	A Southern Ill.	59 73	
									211	A Jacksonville St.	49 78	
									211	H Jacksonville St.	52 49	
									213	H Indiana St.	63 39	
									229	N Western Ill.	64 62	
									237	A SIUE	62 78	
									237	H SIUE	56 65	
									239	A Southeast Mo. St.	57 72	
									239	H Southeast Mo. St.	54 80	
									257	A Austin Peay	67 57	
									257	H Austin Peay	60 73	
									260	A Murray St.	51 60	
									260	H Murray St.	75 67	
									301	A Tennessee St.	66 70	
									311	A Valparaiso	60 62	
									332	H Eastern Ky.	80 60	
									335	H Purdue Fort Wayne	72 63	
LAST 12 Division I GAMES:												
			154	H Tennessee Tech	51 68		257	A Austin Peay	67 57			
			211	H Jacksonville St.	52 49		260	A Murray St.	51 60			
			301	A Tennessee St.	66 70		126	H Morehead St.	57 67			
			57	A Belmont	57 98		332	H Eastern Ky.	80 60			
			239	H Southeast Mo. St.	54 80		239	A Southeast Mo. St.	57 72			
			237	A SIUE	62 78		120	A UT Martin	66 90			

Non-Div I Games: Lincoln Christian 97 34 Eureka 104 48 Oakland City 102 43

Eastern Ill.

Eastern Ky.

Through Games Of March 6, 2019

Average RPI Win:	0	WON-LOST	WINNING	LAST 10	STRENGTH OF	OPP. STRENGTH	TEAM	ADJ.	CONF.	ADJ CONF.
Average RPI Loss:	174	RECORD	PCT. RANK	GAMES	SCHEDULE	OF SCHEDULE	RPI	RPI	RPI	RPI
DIV. I ONLY	0- 27	351	0- 1	113	261	332	332	22	22	
DIV. I NON-CONF.	0- 9	336	0- 1	29	163	282	282	22	22	
TOTALS	RPI 1-25	RPI 26-50	W-L RECORDS	RPI 51-100	RPI 101-150	RPI 150+				
0- 27	0- 1	0- 1	OVERALL	0- 5	0- 3	0- 17				
0- 11	0- 0	0- 0	HOME	0- 1	0- 2	0- 8				
0- 14	0- 0	0- 1	AWAY	0- 3	0- 1	0- 9				
0- 2	0- 1	0- 0	NEUTRAL	0- 1	0- 0	0- 0				
0- 9	0- 1	0- 1	NON-CONFERENCE	0- 3	0- 0	0- 4				
0- 2	0- 0	0- 0	HOME	0- 0	0- 0	0- 2				
0- 5	0- 0	0- 1	AWAY	0- 2	0- 0	0- 2				
0- 2	0- 1	0- 0	NEUTRAL	0- 1	0- 0	0- 0				
0- 18	0- 0	0- 0	CONFERENCE	0- 2	0- 3	0- 13				
0- 9	0- 0	0- 0	HOME	0- 1	0- 2	0- 6				
0- 9	0- 0	0- 0	AWAY	0- 1	0- 1	0- 7				
0- 0	0- 0	0- 0	NEUTRAL	0- 0	0- 0	0- 0				

RPI S	Opponent	Score	RPI S	Opponent	Score	RPI S	Opponent	Score	RPI S	Opponent	Score	Team's RPI: 332
23 N	Florida St.	45 62	31 A	Ohio	60 100	52 A	Miami (OH)	44 60	120 H	UT Martin	61 87	
						57 A	Belmont	43 69	126 A	Morehead St.	52 68	
						57 H	Belmont	52 87	126 H	Morehead St.	61 64	
						71 A	West Virginia	29 78	152 A	Akron	54 63	
						71 N	West Virginia	39 81	154 A	Tennessee Tech	57 77	
									154 H	Tennessee Tech	68 81	
									178 H	Saint Louis	43 70	
									211 A	Jacksonville St.	64 69	
									211 H	Jacksonville St.	44 53	
									223 H	George Mason	75 91	
									237 A	SIUE	55 74	
									239 H	Southeast Mo. St.	42 52	
									257 A	Austin Peay	65 100	
									257 H	Austin Peay	60 80	
									260 A	Murray St.	63 81	
									260 H	Murray St.	63 76	
									266 A	Western Mich.	53 64	
									292 A	Eastern Ill.	60 80	
									301 A	Tennessee St.	38 60	
									301 H	Tennessee St.	31 57	
LAST 12 Division I GAMES:												
71 N	West Virginia	39 81	260 H	Murray St.	63 76							
126 H	Morehead St.	61 64	301 H	Tennessee St.	31 57							
257 H	Austin Peay	60 80	57 H	Belmont	52 87							
211 A	Jacksonville St.	64 69	237 A	SIUE	55 74							
154 A	Tennessee Tech	57 77	292 A	Eastern Ill.	60 80							
126 A	Morehead St.	52 68	154 H	Tennessee Tech	68 81							

Non-Div I Games: Brescia 70 41 Ky. Christian 90 35

Eastern Ky.

Loss, Non-Conf, S Site, H Home A Away N Neutral

Average RPI Win:	253	WON-LOST	WINNING	LAST 10	STRENGTH OF	OPP. STRENGTH	TEAM	ADJ.	CONF.	ADJ CONF.
Average RPI Loss:	101	RECORD	PCT. RANK	GAMES	SCHEDULE	OF SCHEDULE	RPI	RPI	RPI	RPI
DIV. I ONLY	11- 16	226	0- 1	179	114	219	219	8	8	
DIV. I NON-CONF.	6- 4	125	0- 0	343	253	259	259	9	9	
TOTALS	RPI 1-25	RPI 26-50	W-L RECORDS	RPI 51-100	RPI 101-150	RPI 150+				
11- 16	0- 1	0- 4	OVERALL	0- 6	0- 2	11- 3				
8- 5	0- 0	0- 2	HOME	0- 2	0- 1	8- 0				
3- 8	0- 0	0- 2	AWAY	0- 3	0- 1	3- 2				
0- 3	0- 1	0- 0	NEUTRAL	0- 1	0- 0	0- 1				
6- 4	0- 1	0- 0	NON-CONFERENCE	0- 1	0- 0	6- 2				
4- 0	0- 0	0- 0	HOME	0- 0	0- 0	4- 0				
2- 1	0- 0	0- 0	AWAY	0- 0	0- 0	2- 1				
0- 3	0- 1	0- 0	NEUTRAL	0- 1	0- 0	0- 1				
5- 12	0- 0	0- 4	CONFERENCE	0- 5	0- 2	5- 1				
4- 5	0- 0	0- 2	HOME	0- 2	0- 1	4- 0				
1- 7	0- 0	0- 2	AWAY	0- 3	0- 1	1- 1				
0- 0	0- 0	0- 0	NEUTRAL	0- 0	0- 0	0- 0				

RPI S	Opponent	Score	RPI S	Opponent	Score	RPI S	Opponent	Score	RPI S	Opponent	Score	Team's RPI: 219
11 N	Iowa St.	59 85	27 A	Central Mich.	61 71	52 A	Miami (OH)	58 63	125 A	Northern Ill.	60 70	
			27 H	Central Mich.	60 87	59 N	Butler	63 73	125 H	Northern Ill.	65 68	
			31 A	Ohio	44 85	82 A	Toledo	43 63	152 A	Akron	72 60	
			36 H	Buffalo	84 91	82 H	Toledo	67 70	152 H	Akron	67 60	
						86 A	Kent St.	64 71	160 H	Illinois St.	50 41	
						86 H	Kent St.	54 67	202 H	Ball St.	56 53	
									217 A	Illinois	66 72	
									220 H	Bowling Green	81 74	
									266 A	Western Mich.	68 71	
									266 H	Western Mich.	64 61	
									281 H	Cleveland St.	69 63	
									307 N	UNC Greensboro	44 49	
									333 H	Detroit Mercy	60 53	
									335 A	Purdue Fort Wayne	87 72	
									338 H	UIC	52 38	
									339 A	Longwood	64 45	
LAST 12 Division I GAMES:												
82 H	Toledo	67 70	86 H	Kent St.	54 67							
27 H	Central Mich.	60 87	82 A	Toledo	43 63							
125 A	Northern Ill.	60 70	52 A	Miami (OH)	58 63							
266 A	Western Mich.	68 71	125 H	Northern Ill.	65 68							
152 H	Akron	67 60	27 A	Central Mich.	61 71							
202 H	Ball St.	56 53	220 H	Bowling Green	81 74							

Non-Div I Games: Northwood 53 39

Eastern Mich.

■ Loss,
 ■ Non-Conf,
 ■ S Site,
 ■ H Home
 ■ A Away
 N Neutral

Eastern Wash.

Through Games Of March 6, 2019

Average RPI Win:	219	WON-LOST	WINNING	LAST 10	STRENGTH OF	OPP. STRENGTH	TEAM	ADJ.	CONF.	ADJ CONF.
Average RPI Loss:	121	RECORD	PCT. RANK	GAMES	SCHEDULE	OF SCHEDULE	RPI	RPI	RPI	RPI
DIV. I ONLY	9- 17	258	0- 1	79	171	180	180	16	16	
DIV. I NON-CONF.	0- 8	336	0- 0	12	105	235	235	13	13	
TOTALS	RPI 1-25	RPI 26-50	W-L RECORDS	RPI 51-100	RPI 101-150	RPI 150+				
9- 17	0- 2	0- 2	OVERALL	0- 3	2- 7	7- 3				
3- 8	0- 1	0- 0	HOME	0- 2	0- 4	3- 1				
6- 7	0- 0	0- 2	AWAY	0- 1	2- 2	4- 2				
0- 2	0- 1	0- 0	NEUTRAL	0- 0	0- 1	0- 0				
0- 8	0- 2	0- 2	NON-CONFERENCE	0- 1	0- 2	0- 1				
0- 3	0- 1	0- 0	HOME	0- 1	0- 1	0- 0				
0- 3	0- 0	0- 2	AWAY	0- 0	0- 0	0- 1				
0- 2	0- 1	0- 0	NEUTRAL	0- 0	0- 1	0- 0				
9- 9	0- 0	0- 0	CONFERENCE	0- 2	2- 5	7- 2				
3- 5	0- 0	0- 0	HOME	0- 1	0- 3	3- 1				
6- 4	0- 0	0- 0	AWAY	0- 1	2- 2	4- 1				
0- 0	0- 0	0- 0	NEUTRAL	0- 0	0- 0	0- 0				

RPI S	Opponent	Score	RPI S	Opponent	Score	RPI S	Opponent	Score	RPI S	Opponent	Score	Team's RPI: 180
13 H	Gonzaga	51 63	34 A	BYU	65 80	68 A	Idaho	68 84	107 A	Northern Colo.	76 72	
19 N	Oregon St.	45 93	47 A	Boise St.	55 67	68 H	Idaho	74 75	107 H	Northern Colo.	62 67	
						76 H	Utah	51 95	110 H	Fresno St.	58 68	
									111 A	Idaho St.	48 63	
									133 A	Portland St.	57 76	
									133 H	Portland St.	64 76	
									141 A	Montana St.	89 87	
									141 H	Montana St.	47 61	
									147 N	UC Riverside	45 57	
									188 A	Montana	68 62	
									188 H	Montana	67 64	
									243 A	Northern Ariz.	64 62	
									243 H	Northern Ariz.	81 76	
									256 A	Sacramento St.	71 62	
									256 H	Sacramento St.	70 73	
									284 A	Southern Utah	63 73	
									284 H	Southern Utah	80 66	
									317 A	Cal Poly	55 59	
									322 A	Weber St.	64 58	
LAST 12 Division I GAMES:												
133 A	Portland St.	57 76	188 H	Montana	67 64							
256 A	Sacramento St.	71 62	141 H	Montana St.	47 61							
243 H	Northern Ariz.	81 76	243 A	Northern Ariz.	64 62							
284 H	Southern Utah	80 66	284 A	Southern Utah	63 73							
68 H	Idaho	74 75	256 H	Sacramento St.	70 73							
107 A	Northern Colo.	76 72	133 H	Portland St.	64 76							

Non-Div I Games: Eastern Ore. 66 45

Eastern Wash.

Loss, Non-Conf, S Site, H Home A Away N Neutral

Average RPI Win:	242	WON-LOST	WINNING	LAST 10	STRENGTH OF	OPP. STRENGTH	TEAM	ADJ.	CONF.	ADJ CONF.
Average RPI Loss:	111	RECORD	PCT. RANK	GAMES	SCHEDULE	OF SCHEDULE	RPI	RPI	RPI	RPI
DIV. I ONLY	7- 19	289	0- 1	84	147	216	216	10	10	
DIV. I NON-CONF.	4- 6	212	0- 0	115	244	183	183	10	10	
TOTALS	RPI 1-25	RPI 26-50	W-L RECORDS	RPI 51-100	RPI 101-150	RPI 150+				
7- 19	0- 0	0- 4	OVERALL	0- 3	1- 9	6- 3				
3- 9	0- 0	0- 3	HOME	0- 1	1- 4	2- 1				
4- 10	0- 0	0- 1	AWAY	0- 2	0- 5	4- 2				
0- 0	0- 0	0- 0	NEUTRAL	0- 0	0- 0	0- 0				
4- 6	0- 0	0- 2	NON-CONFERENCE	0- 1	1- 2	3- 1				
2- 3	0- 0	0- 2	HOME	0- 0	1- 1	1- 0				
2- 3	0- 0	0- 0	AWAY	0- 1	0- 1	2- 1				
0- 0	0- 0	0- 0	NEUTRAL	0- 0	0- 0	0- 0				
3- 13	0- 0	0- 2	CONFERENCE	0- 2	0- 7	3- 2				
1- 6	0- 0	0- 1	HOME	0- 1	0- 3	1- 1				
2- 7	0- 0	0- 1	AWAY	0- 1	0- 4	2- 1				
0- 0	0- 0	0- 0	NEUTRAL	0- 0	0- 0	0- 0				

RPI S	Opponent	Score	RPI S	Opponent	Score	RPI S	Opponent	Score	RPI S	Opponent	Score	Team's RPI: 216
32	A James Madison	30 82	32	H James Madison	46 74	73	A Duke	64 81	108	A Northeastern	71 79	
38	H North Carolina	69 100	38	H North Carolina	69 100	79	A Drexel	45 68	111	A Towson	58 59	
46	H Auburn	44 96	46	H Auburn	44 96	79	H Drexel	44 59	111	H Towson	50 59	
									119	A UNCW	51 76	
									119	H UNCW	70 75	
									124	H Marist	57 61	
									139	A Delaware	59 71	
									139	H Delaware	63 74	
									148	A Appalachian St.	62 65	
									149	H Davidson	73 72	
									153	A William & Mary	60 65	
									153	H William & Mary	59 64	
									195	H N.C. A&T	73 64	
									197	A Hampton	77 62	
									227	A Hofstra	77 64	
									293	A Col. of Charleston	72 52	
									293	H Col. of Charleston	76 68	
									298	A Winthrop	57 58	
									341	A N.C. Central	83 54	
LAST 12 Division I GAMES:												
79	A Drexel	45 68	119	A UNCW	51 76							
139	A Delaware	59 71	139	H Delaware	63 74							
111	H Towson	50 59	79	H Drexel	44 59							
32	H James Madison	46 74	32	A James Madison	30 82							
153	H William & Mary	59 64	111	A Towson	58 59							
293	A Col. of Charleston	72 52	153	A William & Mary	60 65							

Non-Div I Games: Chowan

88 74

Elon

Evansville

Through Games Of March 6, 2019

Average RPI Win:	283	WON-LOST	WINNING	LAST 10	STRENGTH OF	OPP. STRENGTH	TEAM	ADJ.	CONF.	ADJ CONF.
Average RPI Loss:	180	RECORD	PCT. RANK	GAMES	SCHEDULE	OF SCHEDULE	RPI	RPI	RPI	RPI
DIV. I ONLY	4- 23	335	1- 0	244	251	328	328	13	13	
DIV. I NON-CONF.	2- 9	297	0- 0	329	338	345	345	15	15	
TOTALS	RPI 1-25	RPI 26-50	W-L RECORDS	RPI 51-100	RPI 101-150	RPI 150+				
4- 23	0- 2	0- 0	OVERALL	0- 3	0- 2	4- 16				
2- 10	0- 1	0- 0	HOME	0- 1	0- 0	2- 8				
2- 13	0- 1	0- 0	AWAY	0- 2	0- 2	2- 8				
0- 0	0- 0	0- 0	NEUTRAL	0- 0	0- 0	0- 0				
2- 9	0- 0	0- 0	NON-CONFERENCE	0- 0	0- 2	2- 7				
1- 4	0- 0	0- 0	HOME	0- 0	0- 0	1- 4				
1- 5	0- 0	0- 0	AWAY	0- 0	0- 2	1- 3				
0- 0	0- 0	0- 0	NEUTRAL	0- 0	0- 0	0- 0				
2- 14	0- 2	0- 0	CONFERENCE	0- 3	0- 0	2- 9				
1- 6	0- 1	0- 0	HOME	0- 1	0- 0	1- 4				
1- 8	0- 1	0- 0	AWAY	0- 2	0- 0	1- 5				
0- 0	0- 0	0- 0	NEUTRAL	0- 0	0- 0	0- 0				

RPI 1-25				RPI 26-50				RPI 51-100				RPI 101+ Team's RPI: 328			
RPI	S	Opponent	Score	RPI	S	Opponent	Score	RPI	S	Opponent	Score	RPI	S	Opponent	Score
22	A	Drake	39 66					65	A	Missouri St.	66 88	117	A	Dayton	30 69
22	H	Drake	47 78					89	A	UNI	46 95	126	A	Morehead St.	63 85
								89	H	UNI	46 74	157	A	Bradley	63 81
												157	H	Bradley	68 75
												159	A	Southern Ill.	47 67
												160	A	Illinois St.	59 82
												160	H	Illinois St.	61 72
												187	A	Wisconsin	60 96
												199	A	Marshall	65 72
												213	A	Indiana St.	59 56
												213	H	Indiana St.	69 76
												237	H	SIUE	45 54
												239	H	Southeast Mo. St.	50 54
												244	A	Loyola Chicago	56 61
												244	H	Loyola Chicago	51 71
												257	H	Austin Peay	56 52
												260	A	Murray St.	53 81
												311	A	Valparaiso	49 93
												311	H	Valparaiso	77 65
												335	H	Purdue Fort Wayne	66 72
												338	H	UIC	54 62
												350	A	Chicago St.	67 58
LAST 12 Division I GAMES:															
213	A	Indiana St.	59 56	160	A	Illinois St.	59 82								
89	A	UNI	46 95	213	H	Indiana St.	69 76								
22	A	Drake	39 66	22	H	Drake	47 78								
244	H	Loyola Chicago	51 71	89	H	UNI	46 74								
311	H	Valparaiso	77 65	311	A	Valparaiso	49 93								
157	A	Bradley	63 81	244	A	Loyola Chicago	56 61								

Non-Div I Games:

Evansville

Loss, Non-Conf, S Site, H Home A Away N Neutral

Average RPI Win:	235	WON-LOST	WINNING	LAST 10	STRENGTH OF	OPP. STRENGTH	TEAM	ADJ.	CONF.	ADJ CONF.
Average RPI Loss:	52	RECORD	PCT. RANK	GAMES	SCHEDULE	OF SCHEDULE	RPI	RPI	RPI	RPI
DIV. I ONLY	23- 4	14	1- 0	198	228	58	58	24	24	
DIV. I NON-CONF.	7- 4	108	0- 0	83	79	72	72	26	26	
TOTALS	RPI 1-25	RPI 26-50	W-L RECORDS	RPI 51-100	RPI 101-150	RPI 150+				
23- 4	0- 1	0- 1	OVERALL	2- 1	1- 1	20- 0				
12- 1	0- 0	0- 0	HOME	1- 0	1- 1	10- 0				
10- 2	0- 0	0- 1	AWAY	0- 1	0- 0	10- 0				
1- 1	0- 1	0- 0	NEUTRAL	1- 0	0- 0	0- 0				
7- 4	0- 1	0- 1	NON-CONFERENCE	2- 1	1- 1	4- 0				
4- 1	0- 0	0- 0	HOME	1- 0	1- 1	2- 0				
2- 2	0- 0	0- 1	AWAY	0- 1	0- 0	2- 0				
1- 1	0- 1	0- 0	NEUTRAL	1- 0	0- 0	0- 0				
16- 0	0- 0	0- 0	CONFERENCE	0- 0	0- 0	16- 0				
8- 0	0- 0	0- 0	HOME	0- 0	0- 0	8- 0				
8- 0	0- 0	0- 0	AWAY	0- 0	0- 0	8- 0				
0- 0	0- 0	0- 0	NEUTRAL	0- 0	0- 0	0- 0				

RPI 1-25				RPI 26-50				RPI 51-100				Team's RPI: 58	RPI 101+			
RPI	S	Opponent	Score	RPI	S	Opponent	Score	RPI	S	Opponent	Score		RPI	S	Opponent	Score
4	N	Stanford	65 88	29	A	South Dakota St.	62 80	73	A	Duke	41 57		103	H	UAB	60 62
								80	N	American	90 71		140	H	Abilene Christian	81 65
								98	H	Houston	76 71		182	A	North Ala.	68 52
													182	H	North Ala.	76 51
													190	A	Stetson	73 40
													190	H	Stetson	61 42
													193	A	Liberty	65 64
													193	H	Liberty	68 50
													212	A	Saint Francis (PA)	83 69
													225	A	Jacksonville	68 62
													225	H	Jacksonville	82 58
													236	A	Hawaii	73 67
													252	A	North Florida	105 66
													252	H	North Florida	80 48
													309	A	Kennesaw St.	69 46
													309	H	Kennesaw St.	79 48
													312	H	Coppin St.	93 61
													314	H	FIU	100 58
													327	A	Lipscomb	80 46
													327	H	Lipscomb	82 40
													329	A	NJIT	67 35
													329	H	NJIT	61 42
LAST 12 Division I GAMES:																
				190	H	Stetson	61 42						193	A	Liberty	65 64
				225	A	Jacksonville	68 62						182	H	North Ala.	76 51
				309	H	Kennesaw St.	79 48						225	H	Jacksonville	82 58
				327	A	Lipscomb	80 46						329	A	NJIT	67 35
				190	A	Stetson	73 40						252	H	North Florida	80 48
				329	H	NJIT	61 42						327	H	Lipscomb	82 40

Non-Div I Games: Fla. Memorial 99 68 Johnson & Wales (FI109 64

FGCU

■ Loss,
 ■ Non-Conf,
 ■ S Site,
 ■ Home
 ■ A Away
 N Neutral

Average RPI Win:	322	WON-LOST	WINNING	LAST 10	STRENGTH OF	OPP. STRENGTH	TEAM	ADJ.	CONF.	ADJ CONF.
Average RPI Loss:	154	RECORD	PCT. RANK	GAMES	SCHEDULE	OF SCHEDULE	RPI	RPI	RPI	RPI
DIV. I ONLY	5- 22	324	0- 1	167	244	314	314	14	14	
DIV. I NON-CONF.	3- 9	271	0- 1	171	345	312	312	17	17	
TOTALS	RPI 1-25	RPI 26-50	W-L RECORDS	RPI 51-100	RPI 101-150	RPI 150+				
5- 22	0- 1	0- 1	OVERALL	0- 3	0- 6	5- 11				
5- 12	0- 1	0- 0	HOME	0- 1	0- 5	5- 5				
0- 10	0- 0	0- 1	AWAY	0- 2	0- 1	0- 6				
0- 0	0- 0	0- 0	NEUTRAL	0- 0	0- 0	0- 0				
3- 9	0- 1	0- 0	NON-CONFERENCE	0- 1	0- 2	3- 5				
3- 6	0- 1	0- 0	HOME	0- 0	0- 2	3- 3				
0- 3	0- 0	0- 0	AWAY	0- 1	0- 0	0- 2				
0- 0	0- 0	0- 0	NEUTRAL	0- 0	0- 0	0- 0				
2- 13	0- 0	0- 1	CONFERENCE	0- 2	0- 4	2- 6				
2- 6	0- 0	0- 0	HOME	0- 1	0- 3	2- 2				
0- 7	0- 0	0- 1	AWAY	0- 1	0- 1	0- 4				
0- 0	0- 0	0- 0	NEUTRAL	0- 0	0- 0	0- 0				

RPI 1-25				RPI 26-50				RPI 51-100				RPI 101+				Team's RPI: 314	
RPI	S	Opponent	Score	RPI	S	Opponent	Score	RPI	S	Opponent	Score	RPI	S	Opponent	Score		
18	H	Miami (FL)	43 94	30	A	Rice	44 76	58	A	FGCU	58 100	103	H	UAB	59 83		
								67	H	Middle Tenn.	43 49	104	H	South Alabama	77 84		
								95	A	Old Dominion	68 95	114	H	Western Ky.	82 94		
												116	A	Charlotte	54 69		
												116	H	Charlotte	53 62		
												134	H	Georgia St.	61 67		
												168	A	Louisiana Tech	72 90		
												179	A	North Texas	50 75		
												186	A	Southern Miss.	57 71		
												199	H	Marshall	58 86		
												209	H	Campbell	54 59		
												221	H	Howard	62 89		
												222	A	Bethune-Cookman	57 68		
												225	H	Jacksonville	62 73		
												252	A	North Florida	53 62		
												275	H	UTEP	55 60		
												303	H	Morgan St.	59 50		
												305	A	Fla. Atlantic	55 77		
												305	H	Fla. Atlantic	56 49		
												306	H	UTSA	51 40		
												346	H	Florida A&M	77 54		
												351	H	Alcorn	75 40		
LAST 12 Division I GAMES:																	
104	H	South Alabama	77 84	275	H	UTEP	55 60										
209	H	Campbell	54 59	306	H	UTSA	51 40										
116	H	Charlotte	53 62	168	A	Louisiana Tech	72 90										
305	H	Fla. Atlantic	56 49	186	A	Southern Miss.	57 71										
179	A	North Texas	50 75	305	A	Fla. Atlantic	55 77										
30	A	Rice	44 76	199	H	Marshall	58 86										

Non-Div I Games: Palm Beach Atl. 63 66

FIU

Loss, Non-Conf, S Site, H Home A Away N Neutral

Fairfield

Through Games Of March 6, 2019

Average RPI Win:	303	WON-LOST	WINNING	LAST 10	STRENGTH OF	OPP. STRENGTH	TEAM	ADJ.	CONF.	ADJ CONF.
Average RPI Loss:	182	RECORD	PCT. RANK	GAMES	SCHEDULE	OF SCHEDULE	RPI	RPI	RPI	RPI
DIV. I ONLY	10- 19	259	0- 1	296	295	295	295	26	26	
DIV. I NON-CONF.	3- 8	267	0- 0	299	298	313	313	27	27	
TOTALS	RPI 1-25	RPI 26-50	W-L RECORDS	RPI 51-100	RPI 101-150	RPI 150+				
10- 19	0- 0	0- 3	OVERALL	0- 0	0- 3	10- 13				
5- 7	0- 0	0- 1	HOME	0- 0	0- 2	5- 4				
4- 9	0- 0	0- 1	AWAY	0- 0	0- 1	4- 7				
1- 3	0- 0	0- 1	NEUTRAL	0- 0	0- 0	1- 2				
3- 8	0- 0	0- 1	NON-CONFERENCE	0- 0	0- 1	3- 6				
1- 2	0- 0	0- 0	HOME	0- 0	0- 1	1- 1				
1- 3	0- 0	0- 0	AWAY	0- 0	0- 0	1- 3				
1- 3	0- 0	0- 1	NEUTRAL	0- 0	0- 0	1- 2				
7- 11	0- 0	0- 2	CONFERENCE	0- 0	0- 2	7- 7				
4- 5	0- 0	0- 1	HOME	0- 0	0- 1	4- 3				
3- 6	0- 0	0- 1	AWAY	0- 0	0- 1	3- 4				
0- 0	0- 0	0- 0	NEUTRAL	0- 0	0- 0	0- 0				

RPI S	Opponent	Score	RPI S	Opponent	Score	RPI S	Opponent	Score	RPI S	Opponent	Score	Team's RPI: 295
42	N Bucknell	54 77	43	A Quinnipiac	36 81	43	H Quinnipiac	40 48	108	H Northeastern	50 59	
									124	A Marist	44 85	
									124	H Marist	46 56	
									153	H William & Mary	54 60	
									172	A Rider	59 62	
									172	H Rider	53 60	
									198	A Dartmouth	46 59	
									201	A Xavier	35 48	
									203	N Massachusetts	49 59	
									204	N Furman	70 77	
									226	H Monmouth	63 73	
									264	A Niagara	68 71	
									264	H Niagara	55 54	
									267	A Siena	66 40	
									267	H Siena	59 55	
									273	A Richmond	58 40	
									274	A Manhattan	41 47	
									282	A Canisius	50 53	
									282	H Canisius	72 65	
									287	A Brown	49 68	
									325	A Iona	55 42	
									325	H Iona	67 56	
									338	N UIC	68 60	
									344	A Saint Peter's	69 61	
									344	H Saint Peter's	65 68	
									349	H LIU Brooklyn	71 43	
LAST 12 Division I GAMES:												
172	H Rider	53 60	264	H Niagara	55 54							
325	H Iona	67 56	282	H Canisius	72 65							
344	A Saint Peter's	69 61	226	H Monmouth	63 73							
124	A Marist	44 85	274	A Manhattan	41 47							
43	H Quinnipiac	40 48	267	H Siena	59 55							
267	A Siena	66 40	325	A Iona	55 42							

Non-Div I Games:

Fairfield

■ Loss,
 ■ Non-Conf,
 ■ S Site,
 ■ Home
 ■ A Away
 N Neutral

Average RPI Win: 324		WON-LOST	WINNING	LAST 10	STRENGTH OF	OPP. STRENGTH	TEAM	ADJ.	CONF.	ADJ CONF.
Average RPI Loss: 246		RECORD	PCT. RANK	GAMES	SCHEDULE	OF SCHEDULE	RPI	RPI	RPI	RPI
DIV. I ONLY		5- 21	322	1- 0	335	351	343	343	31	31
DIV. I NON-CONF.		1- 8	322	0- 0	334	350	350	350	31	31
TOTALS	RPI 1-25		RPI 26-50		W-L RECORDS	RPI 51-100	RPI 101-150		RPI 150+	
5- 21	0- 0		0- 0		OVERALL	0- 0	0- 1		5- 20	
3- 8	0- 0		0- 0		HOME	0- 0	0- 0		3- 8	
2- 13	0- 0		0- 0		AWAY	0- 0	0- 1		2- 12	
0- 0	0- 0		0- 0		NEUTRAL	0- 0	0- 0		0- 0	
1- 8	0- 0		0- 0		NON-CONFERENCE	0- 0	0- 1		1- 7	
1- 2	0- 0		0- 0		HOME	0- 0	0- 0		1- 2	
0- 6	0- 0		0- 0		AWAY	0- 0	0- 1		0- 5	
0- 0	0- 0		0- 0		NEUTRAL	0- 0	0- 0		0- 0	
4- 13	0- 0		0- 0		CONFERENCE	0- 0	0- 0		4- 13	
2- 6	0- 0		0- 0		HOME	0- 0	0- 0		2- 6	
2- 7	0- 0		0- 0		AWAY	0- 0	0- 0		2- 7	
0- 0	0- 0		0- 0		NEUTRAL	0- 0	0- 0		0- 0	

RPI 1-25				RPI 26-50				RPI 51-100				RPI 101+				Team's RPI: 343	
RPI	S	Opponent	Score	RPI	S	Opponent	Score	RPI	S	Opponent	Score	RPI	S	Opponent	Score		
												137	A	Stony Brook	49	63	
												185	A	Robert Morris	49	71	
												185	H	Robert Morris	43	63	
												192	A	Sacred Heart	62	68	
												192	H	Sacred Heart	63	82	
												212	A	Saint Francis (PA)	64	75	
												212	H	Saint Francis (PA)	65	77	
												221	H	Howard	58	79	
												238	A	Mt. St. Mary's	57	62	
												238	H	Mt. St. Mary's	47	63	
												246	A	St. Francis Brooklyn	61	73	
												246	H	St. Francis Brooklyn	53	64	
												249	A	Colgate	52	71	
												254	A	Binghamton	54	73	
												278	A	Army West Point	40	62	
												294	A	Air Force	37	85	
												297	A	Bryant	48	68	
												297	H	Bryant	63	53	
												313	A	Wagner	59	71	
												313	H	Wagner	44	60	
LAST 12 Division I GAMES:																	
				323	A	Central Conn. St.	66 63					192	A	Sacred Heart	62 68		
				238	A	Mt. St. Mary's	57 62					246	A	St. Francis Brooklyn	61 73		
				192	H	Sacred Heart	63 82					185	H	Robert Morris	43 63		
				313	H	Wagner	44 60					297	H	Bryant	63 53		
				297	A	Bryant	48 68					246	H	St. Francis Brooklyn	53 64		
				212	H	Saint Francis (PA)	65 77					238	H	Mt. St. Mary's	47 63		

Non-Div I Games:	Georgian Court	70	45	Rutgers-Newark	97	51
------------------	----------------	----	----	----------------	----	----

Fairleigh Dickinson

■ Loss, ■ Non-Conf, S Site, H Home A Away N Neutral

Fla. Atlantic

Through Games Of March 6, 2019

Average RPI Win:	298	WON-LOST	WINNING	LAST 10	STRENGTH OF	OPP. STRENGTH	TEAM	ADJ.	CONF.	ADJ CONF.
Average RPI Loss:	153	RECORD	PCT. RANK	GAMES	SCHEDULE	OF SCHEDULE	RPI	RPI	RPI	RPI
DIV. I ONLY	5- 23	327	0- 1	152	197	305	305	14	14	
DIV. I NON-CONF.	3- 10	278	0- 1	170	302	287	287	17	17	
TOTALS	RPI 1-25	RPI 26-50	W-L RECORDS	RPI 51-100	RPI 101-150	RPI 150+				
5- 23	0- 0	0- 2	OVERALL	0- 4	0- 4	5- 13				
4- 11	0- 0	0- 0	HOME	0- 1	0- 3	4- 7				
1- 12	0- 0	0- 2	AWAY	0- 3	0- 1	1- 6				
0- 0	0- 0	0- 0	NEUTRAL	0- 0	0- 0	0- 0				
3- 10	0- 0	0- 1	NON-CONFERENCE	0- 1	0- 1	3- 7				
2- 6	0- 0	0- 0	HOME	0- 0	0- 1	2- 5				
1- 4	0- 0	0- 1	AWAY	0- 1	0- 0	1- 2				
0- 0	0- 0	0- 0	NEUTRAL	0- 0	0- 0	0- 0				
2- 13	0- 0	0- 1	CONFERENCE	0- 3	0- 3	2- 6				
2- 5	0- 0	0- 0	HOME	0- 1	0- 2	2- 2				
0- 8	0- 0	0- 1	AWAY	0- 2	0- 1	0- 4				
0- 0	0- 0	0- 0	NEUTRAL	0- 0	0- 0	0- 0				

RPI 1-25			RPI 26-50			RPI 51-100			RPI 101+			Team's RPI: 305			
RPI	S	Opponent	Score	RPI	S	Opponent	Score	RPI	S	Opponent	Score				
				30	A	Rice	35 63	67	A	Middle Tenn.	48 74	103	H	UAB	64 89
				40	A	Michigan St.	74 89	67	H	Middle Tenn.	55 74	114	H	Western Ky.	50 81
								70	A	Little Rock	38 61	116	A	Charlotte	47 68
								95	A	Old Dominion	53 87	134	H	Georgia St.	59 75
												157	H	Bradley	59 80
												165	A	Tulane	45 88
												168	A	Louisiana Tech	55 86
												178	H	Saint Louis	61 93
												179	A	North Texas	62 82
												186	A	Southern Miss.	45 67
												195	H	N.C. A&T	65 67
												197	H	Hampton	68 72
												199	H	Marshall	67 72
												204	A	Furman	57 73
												266	H	Western Mich.	59 69
												267	A	Siena	70 66
												273	H	Richmond	69 55
												275	H	UTEP	44 70
												306	H	UTSA	86 70
												314	A	FIU	49 56
												314	H	FIU	77 55
												330	H	Lafayette	53 49
LAST 12 Division I GAMES:															
				178	H	Saint Louis	61 93	306	H	UTSA	86 70				
				157	H	Bradley	59 80	275	H	UTEP	44 70				
				67	A	Middle Tenn.	48 74	186	A	Southern Miss.	45 67				
				314	A	FIU	49 56	168	A	Louisiana Tech	55 86				
				30	A	Rice	35 63	314	H	FIU	77 55				
				179	A	North Texas	62 82	114	H	Western Ky.	50 81				

Non-Div I Games:

Fla. Atlantic

Loss, Non-Conf, S Site, H Home A Away N Neutral

Average RPI Win:	202	WON-LOST	WINNING	LAST 10	STRENGTH OF	OPP. STRENGTH	TEAM	ADJ.	CONF.	ADJ CONF.
Average RPI Loss:	89	RECORD	PCT. RANK	GAMES	SCHEDULE	OF SCHEDULE	RPI	RPI	RPI	RPI
DIV. I ONLY	8- 22	292	1- 0	63	69	210	210	5	5	
DIV. I NON-CONF.	4- 9	252	0- 0	138	167	257	257	5	5	
TOTALS	RPI 1-25	RPI 26-50	W-L RECORDS	RPI 51-100	RPI 101-150	RPI 150+				
8- 22	0- 6	1- 2	OVERALL	0- 5	1- 5	6- 4				
6- 9	0- 3	1- 1	HOME	0- 1	1- 3	4- 1				
1- 12	0- 3	0- 1	AWAY	0- 3	0- 2	1- 3				
1- 1	0- 0	0- 0	NEUTRAL	0- 1	0- 0	1- 0				
4- 9	0- 1	0- 1	NON-CONFERENCE	0- 2	1- 3	3- 2				
4- 3	0- 0	0- 0	HOME	0- 0	1- 2	3- 1				
0- 5	0- 1	0- 1	AWAY	0- 1	0- 1	0- 1				
0- 1	0- 0	0- 0	NEUTRAL	0- 1	0- 0	0- 0				
4- 13	0- 5	1- 1	CONFERENCE	0- 3	0- 2	3- 2				
2- 6	0- 3	1- 1	HOME	0- 1	0- 1	1- 0				
1- 7	0- 2	0- 0	AWAY	0- 2	0- 1	1- 2				
1- 0	0- 0	0- 0	NEUTRAL	0- 0	0- 0	1- 0				

RPI	S	Opponent	Score	RPI	S	Opponent	Score	RPI	S	Opponent	Score	RPI	S	Opponent	Score	Team's RPI: 210
8	H	Mississippi St.	42 90	28	H	Missouri	58 56	63	A	Tennessee	50 67	101	A	Georgia	58 93	
16	A	South Carolina	40 71	46	H	Auburn	56 64	69	A	LSU	51 69	101	H	Georgia	57 69	
16	H	South Carolina	77 96	49	A	Indiana	64 83	76	N	Utah	58 74	106	H	Northwestern	74 83	
17	H	Texas A&M	62 80					84	A	Ohio St.	41 46	108	H	Northeastern	66 79	
20	A	Kentucky	51 62					96	H	Arkansas	73 83	138	A	Mercer	82 92	
23	A	Florida St.	56 63									144	H	Texas Tech	72 67	
												151	A	Alabama	67 74	
												151	H	Alabama	57 55	
												194	A	UNLV	53 56	
												200	A	Vanderbilt	78 66	
												222	H	Bethune-Cookman	64 53	
												234	A	Ole Miss	66 76	
												234	N	Ole Miss	64 57	
												248	H	Gardner-Webb	58 60	
												290	H	Charleston So.	70 60	
												346	H	Florida A&M	62 38	
LAST 12 Division I GAMES:																
234	N	Ole Miss	64 57	16	H	South Carolina	77 96									
194	A	UNLV	53 56	101	A	Georgia	58 93									
200	A	Vanderbilt	78 66	151	H	Alabama	57 55									
101	H	Georgia	57 69	20	A	Kentucky	51 62									
17	H	Texas A&M	62 80	63	A	Tennessee	50 67									
69	A	LSU	51 69	96	H	Arkansas	73 83									

Non-Div I Games:

Florida

■ Loss,
 ■ Non-Conf, S Site,
 ■ Home
 ■ Away
 N Neutral

Florida A&M

Through Games Of March 6, 2019

Average RPI Win:	246	WON-LOST	WINNING	LAST 10	STRENGTH OF	OPP. STRENGTH	TEAM	ADJ.	CONF.	ADJ CONF.
Average RPI Loss:	237	RECORD	PCT. RANK	GAMES	SCHEDULE	OF SCHEDULE	RPI	RPI	RPI	RPI
DIV. I ONLY	3- 23	343	0- 1	322	337	346	346	32	32	
DIV. I NON-CONF.	1- 10	329	0- 1	263	179	338	338	32	32	
TOTALS	RPI 1-25	RPI 26-50	W-L RECORDS	RPI 51-100	RPI 101-150	RPI 150+				
3- 23	0- 1	0- 0	OVERALL	1- 1	0- 0	2- 21				
2- 8	0- 0	0- 0	HOME	1- 0	0- 0	1- 8				
1- 12	0- 1	0- 0	AWAY	0- 1	0- 0	1- 10				
0- 3	0- 0	0- 0	NEUTRAL	0- 0	0- 0	0- 3				
1- 10	0- 1	0- 0	NON-CONFERENCE	1- 1	0- 0	0- 8				
1- 1	0- 0	0- 0	HOME	1- 0	0- 0	0- 1				
0- 6	0- 1	0- 0	AWAY	0- 1	0- 0	0- 4				
0- 3	0- 0	0- 0	NEUTRAL	0- 0	0- 0	0- 3				
2- 13	0- 0	0- 0	CONFERENCE	0- 0	0- 0	2- 13				
1- 7	0- 0	0- 0	HOME	0- 0	0- 0	1- 7				
1- 6	0- 0	0- 0	AWAY	0- 0	0- 0	1- 6				
0- 0	0- 0	0- 0	NEUTRAL	0- 0	0- 0	0- 0				

RPI 1-25			RPI 26-50			RPI 51-100			RPI 101+			Team's RPI: 346
RPI	S	Opponent	Score	RPI	S	Opponent	Score	RPI	S	Opponent	Score	
18	A	Miami (FL)	54 103					52	H	Miami (OH)	57 56	
								63	A	Tennessee	31 96	
								165	N	Tulane	34 78	
								190	A	Stetson	44 69	
								195	A	N.C. A&T	53 77	
								195	H	N.C. A&T	48 56	
								208	H	UMES	36 68	
								210	A	Florida	38 62	
								211	H	Jacksonville St.	31 62	
								221	A	Howard	68 74	
								221	H	Howard	59 81	
								222	H	Bethune-Cookman	50 52	
								252	A	North Florida	53 64	
								266	N	Western Mich.	50 69	
								289	A	Norfolk St.	58 60	
								289	H	Norfolk St.	45 69	
								291	A	South Carolina St.	48 61	
								303	A	Morgan St.	71 75	
								312	A	Coppin St.	53 73	
								314	A	FIU	54 77	
								316	N	Omaha	50 57	
								337	H	Delaware St.	57 52	
								341	H	N.C. Central	57 64	
								348	A	Savannah St.	60 55	
								348	H	Savannah St.	50 54	
LAST 12 Division I GAMES:												
316	N	Omaha	50 57	221	H	Howard	59 81					
195	A	N.C. A&T	53 77	341	H	N.C. Central	57 64					
222	H	Bethune-Cookman	50 52	195	H	N.C. A&T	48 56					
291	A	South Carolina St.	48 61	303	A	Morgan St.	71 75					
348	A	Savannah St.	60 55	312	A	Coppin St.	53 73					
289	H	Norfolk St.	45 69	337	H	Delaware St.	57 52					

Non-Div I Games: Edward Waters 70 64

Florida A&M

■ Loss,
 ■ Non-Conf,
 ■ S Site,
 ■ Home
 ■ A Away
 N Neutral

Average RPI Win:	122	WON-LOST	WINNING	LAST 10	STRENGTH OF	OPP. STRENGTH	TEAM	ADJ.	CONF.	ADJ CONF.
Average RPI Loss:	30	RECORD	PCT. RANK	GAMES	SCHEDULE	OF SCHEDULE	RPI	RPI	RPI	RPI
DIV. I ONLY	22- 7	46	1- 0	40	11	23	23	1	1	
DIV. I NON-CONF.	12- 1	11	1- 0	148	81	33	33	1	1	
TOTALS	RPI 1-25	RPI 26-50	W-L RECORDS	RPI 51-100	RPI 101-150	RPI 150+				
22- 7	3- 4	1- 0	OVERALL	6- 3	7- 0	5- 0				
12- 4	2- 2	0- 0	HOME	3- 2	4- 0	3- 0				
8- 3	0- 2	1- 0	AWAY	3- 1	3- 0	1- 0				
2- 0	1- 0	0- 0	NEUTRAL	0- 0	0- 0	1- 0				
12- 1	1- 0	0- 0	NON-CONFERENCE	2- 1	4- 0	5- 0				
7- 1	0- 0	0- 0	HOME	2- 1	2- 0	3- 0				
3- 0	0- 0	0- 0	AWAY	0- 0	2- 0	1- 0				
2- 0	1- 0	0- 0	NEUTRAL	0- 0	0- 0	1- 0				
10- 6	2- 4	1- 0	CONFERENCE	4- 2	3- 0	0- 0				
5- 3	2- 2	0- 0	HOME	1- 1	2- 0	0- 0				
5- 3	0- 2	1- 0	AWAY	3- 1	1- 0	0- 0				
0- 0	0- 0	0- 0	NEUTRAL	0- 0	0- 0	0- 0				

RPI	S	Opponent	Score
1	A	Notre Dame	70 97
3	H	Louisville	49 68
7	H	NC State	75 70
9	N	Iowa	71 67
10	H	Syracuse	88 94
18	A	Miami (FL)	54 64
18	H	Miami (FL)	62 58

RPI	S	Opponent	Score
38	A	North Carolina	64 63

RPI	S	Opponent	Score
54	A	Georgia Tech	64 55
55	A	Clemson	68 73
55	H	Clemson	45 57
60	A	Virginia Tech	56 54
69	H	LSU	45 58
73	H	Duke	66 62
90	A	Virginia	63 61
92	H	Troy	103 67
100	H	Creighton	71 52

RPI	S	Opponent	Score
118	A	St. John's (NY)	57 53
123	H	Pittsburgh	78 46
128	A	Boston College	91 71
134	H	Georgia St.	79 43
138	A	Mercer	57 56
142	H	Penn St.	87 58
146	H	Wake Forest	85 61
191	A	Milwaukee	87 62
210	H	Florida	63 56
225	H	Jacksonville	79 46
252	H	North Florida	74 53
332	N	Eastern Ky.	62 45

LAST 12 Division I GAMES:

9	N	Iowa	71	67	1	A	Notre Dame	70	97
54	A	Georgia Tech	64	55	7	H	NC State	75	70
10	H	Syracuse	88	94	146	H	Wake Forest	85	61
18	A	Miami (FL)	54	64	18	H	Miami (FL)	62	58
123	H	Pittsburgh	78	46	60	A	Virginia Tech	56	54
55	A	Clemson	68	73	3	H	Louisville	49	68

Non-Div I Games:

Florida St.

■ Loss,
 ■ Non-Conf,
 ■ S Site,
 ■ Home
 ■ A Away
 N Neutral

Average RPI Win: 203	WON-LOST	WINNING	LAST 10	STRENGTH OF	OPP. STRENGTH	TEAM	ADJ.	CONF.	ADJ CONF.
Average RPI Loss: 104	RECORD	PCT. RANK	GAMES	SCHEDULE	OF SCHEDULE	RPI	RPI	RPI	RPI
DIV. I ONLY	22- 8	52	1- 0	227	106	102	102	17	17
DIV. I NON-CONF.	9- 5	104	1- 0	239	25	132	132	16	16
TOTALS	RPI 1-25	RPI 26-50	W-L RECORDS	RPI 51-100	RPI 101-150	RPI 150+			
22- 8	0- 0	0- 1	OVERALL	2- 2	4- 5	16- 0			
12- 3	0- 0	0- 0	HOME	2- 1	3- 2	7- 0			
8- 4	0- 0	0- 0	AWAY	0- 1	1- 3	7- 0			
2- 1	0- 0	0- 1	NEUTRAL	0- 0	0- 0	2- 0			
9- 5	0- 0	0- 1	NON-CONFERENCE	2- 1	1- 3	6- 0			
6- 1	0- 0	0- 0	HOME	2- 0	1- 1	3- 0			
1- 3	0- 0	0- 0	AWAY	0- 1	0- 2	1- 0			
2- 1	0- 0	0- 1	NEUTRAL	0- 0	0- 0	2- 0			
13- 3	0- 0	0- 0	CONFERENCE	0- 1	3- 2	10- 0			
6- 2	0- 0	0- 0	HOME	0- 1	2- 1	4- 0			
7- 1	0- 0	0- 0	AWAY	0- 0	1- 1	6- 0			
0- 0	0- 0	0- 0	NEUTRAL	0- 0	0- 0	0- 0			

RPI S	Opponent	Score	RPI S	Opponent	Score	RPI S	Opponent	Score	RPI S	Opponent	Score	Team's RPI: 102
26 N	Texas	54 72	62 H	Maine	72 64	108 A	Northeastern	54 58				
			67 H	Middle Tenn.	61 49	116 H	Charlotte	71 64				
			75 A	Georgetown	38 58	117 A	Dayton	50 72				
			94 H	VCU	44 47	117 H	Dayton	57 48				
						123 A	Pittsburgh	62 65				
						136 H	Duquesne	57 46				
						142 H	Penn St.	55 72				
						149 A	Davidson	58 42				
						149 H	Davidson	56 60				
						164 N	Washington	65 57				
						178 A	Saint Louis	56 53				
						178 H	Saint Louis	54 51				
						202 N	Ball St.	78 70				
						203 H	Massachusetts	76 64				
						214 A	George Washington	50 38				
						223 H	George Mason	64 53				
						228 A	Saint Joseph's	51 41				
						247 H	Columbia	68 49				
						258 A	Rhode Island	56 38				
						261 A	St. Bonaventure	53 44				
						273 H	Richmond	60 48				
						274 H	Manhattan	65 61				
						283 A	La Salle	65 54				
						313 H	Wagner	80 59				
						325 A	Iona	57 40				
LAST 12 Division I GAMES:												
67 H	Middle Tenn.	61 49	261 A	St. Bonaventure	53 44							
26 N	Texas	54 72	149 A	Davidson	58 42							
164 N	Washington	65 57	223 H	George Mason	64 53							
228 A	Saint Joseph's	51 41	178 H	Saint Louis	54 51							
117 H	Dayton	57 48	136 H	Duquesne	57 46							
203 H	Massachusetts	76 64	283 A	La Salle	65 54							

Non-Div I Games:

Fordham

■ Loss,
 ■ Non-Conf, S Site,
 ■ Home
 ■ Away
 N Neutral

Fresno St.

Through Games Of March 6, 2019

Average RPI Win:	200	WON-LOST	WINNING	LAST 10	STRENGTH OF	OPP. STRENGTH	TEAM	ADJ.	CONF.	ADJ CONF.
Average RPI Loss:	102	RECORD	PCT. RANK	GAMES	SCHEDULE	OF SCHEDULE	RPI	RPI	RPI	RPI
DIV. I ONLY	16- 10	112	0- 1	127	115	110	110	15	15	
DIV. I NON-CONF.	5- 4	139	0- 0	157	33	109	109	12	12	
TOTALS	RPI 1-25	RPI 26-50	W-L RECORDS	RPI 51-100	RPI 101-150	RPI 150+				
16- 10	0- 1	1- 5	OVERALL	2- 1	0- 0	13- 3				
9- 4	0- 0	1- 1	HOME	1- 1	0- 0	7- 2				
7- 6	0- 1	0- 4	AWAY	1- 0	0- 0	6- 1				
0- 0	0- 0	0- 0	NEUTRAL	0- 0	0- 0	0- 0				
5- 4	0- 1	0- 2	NON-CONFERENCE	1- 0	0- 0	4- 1				
4- 0	0- 0	0- 0	HOME	1- 0	0- 0	3- 0				
1- 4	0- 1	0- 2	AWAY	0- 0	0- 0	1- 1				
0- 0	0- 0	0- 0	NEUTRAL	0- 0	0- 0	0- 0				
11- 6	0- 0	1- 3	CONFERENCE	1- 1	0- 0	9- 2				
5- 4	0- 0	1- 1	HOME	0- 1	0- 0	4- 2				
6- 2	0- 0	0- 2	AWAY	1- 0	0- 0	5- 0				
0- 0	0- 0	0- 0	NEUTRAL	0- 0	0- 0	0- 0				

RPI S	Opponent	Score	RPI S	Opponent	Score	RPI S	Opponent	Score	RPI S	Opponent	Score	Team's RPI: 110
21	A Arizona St.	52 68	33	A UCLA	80 89	64	A Wyoming	66 64	163	H Santa Clara	80 53	
			41	A Southern California	61 62	64	H Wyoming	56 63	177	A Utah St.	64 53	
			47	A Boise St.	76 83	78	H UT Arlington	70 61	177	H Utah St.	70 59	
			47	H Boise St.	60 72				180	A Eastern Wash.	68 58	
			50	A New Mexico	73 82				191	H Milwaukee	65 48	
			50	H New Mexico	77 70				194	H UNLV	73 55	
									233	A San Diego St.	87 81	
									233	H San Diego St.	58 59	
									243	A Northern Ariz.	73 86	
									245	A Nevada	79 63	
									245	H Nevada	41 57	
									270	A Colorado St.	66 55	
									270	H Colorado St.	57 54	
									294	A Air Force	77 70	
									299	H San Jose St.	77 48	
									317	H Cal Poly	76 58	
LAST 12 Division I GAMES:												
233	H San Diego St.	58 59	194	H UNLV	73 55							
64	A Wyoming	66 64	177	A Utah St.	64 53							
245	H Nevada	41 57	50	A New Mexico	73 82							
294	A Air Force	77 70	64	H Wyoming	56 63							
50	H New Mexico	77 70	270	H Colorado St.	57 54							
47	A Boise St.	76 83	233	A San Diego St.	87 81							

Non-Div I Games: Stanislaus St. 86 51 Fresno Pacific 90 51

Fresno St.

Loss, Non-Conf, S Site, H Home A Away N Neutral

Average RPI Win:	283	WON-LOST	WINNING	LAST 10	STRENGTH OF	OPP. STRENGTH	TEAM	ADJ.	CONF.	ADJ CONF.
Average RPI Loss:	152	RECORD	PCT. RANK	GAMES	SCHEDULE	OF SCHEDULE	RPI	RPI	RPI	RPI
DIV. I ONLY	16- 11	121	1- 0	330	246	204	204	28	28	
DIV. I NON-CONF.	7- 6	153	0- 0	271	216	208	208	24	24	
TOTALS	RPI 1-25	RPI 26-50	W-L RECORDS	RPI 51-100	RPI 101-150	RPI 150+				
16- 11	0- 2	0- 0	OVERALL	0- 1	0- 3	16- 5				
11- 2	0- 0	0- 0	HOME	0- 1	0- 1	11- 0				
4- 8	0- 2	0- 0	AWAY	0- 0	0- 2	4- 4				
1- 1	0- 0	0- 0	NEUTRAL	0- 0	0- 0	1- 1				
7- 6	0- 2	0- 0	NON-CONFERENCE	0- 1	0- 1	7- 2				
5- 1	0- 0	0- 0	HOME	0- 1	0- 0	5- 0				
1- 4	0- 2	0- 0	AWAY	0- 0	0- 1	1- 1				
1- 1	0- 0	0- 0	NEUTRAL	0- 0	0- 0	1- 1				
9- 5	0- 0	0- 0	CONFERENCE	0- 0	0- 2	9- 3				
6- 1	0- 0	0- 0	HOME	0- 0	0- 1	6- 0				
3- 4	0- 0	0- 0	AWAY	0- 0	0- 1	3- 3				
0- 0	0- 0	0- 0	NEUTRAL	0- 0	0- 0	0- 0				

RPI	S	Opponent	Score	RPI	S	Opponent	Score	RPI	S	Opponent	Score	RPI	S	Opponent	Score	Team's RPI: 204
8	A	Mississippi St.	41 106					67	H	Middle Tenn.	71 78	101	A	Georgia	38 61	
16	A	South Carolina	53 66									138	A	Mercer	62 66	
												138	H	Mercer	60 75	
												167	A	Chattanooga	53 73	
												167	H	Chattanooga	61 54	
												183	H	UNC Asheville	58 47	
												229	N	Western Ill.	78 85	
												230	A	ETSU	70 75	
												230	H	ETSU	57 55	
												248	H	Gardner-Webb	70 57	
												268	A	Wofford	75 84	
												268	H	Wofford	63 50	
												285	A	Samford	74 41	
												285	H	Samford	57 36	
												293	A	Col. of Charleston	70 67	
												295	N	Fairfield	77 70	
												305	H	Fla. Atlantic	73 57	
												307	A	UNC Greensboro	59 49	
												307	H	UNC Greensboro	64 61	
												309	A	Kennesaw St.	63 74	
												331	H	Presbyterian	76 68	
												340	H	USC Upstate	78 67	
												342	A	Western Caro.	53 28	
												342	H	Western Caro.	65 55	
LAST 12 Division I GAMES:																
285	A	Samford	74 41	342	A	Western Caro.	53 28									
138	A	Mercer	62 66	138	H	Mercer	60 75									
268	A	Wofford	75 84	285	H	Samford	57 36									
230	H	ETSU	57 55	268	H	Wofford	63 50									
167	H	Chattanooga	61 54	167	A	Chattanooga	53 73									
307	A	UNC Greensboro	59 49	230	A	ETSU	70 75									

Non-Div I Games: Coker 71 42 North Greenville 74 78

Furman

Loss, Non-Conf, S Site, H Home A Away N Neutral

Ga. Southern

Through Games Of March 6, 2019

Average RPI Win:	270	WON-LOST	WINNING	LAST 10	STRENGTH OF	OPP. STRENGTH	TEAM	ADJ.	CONF.	ADJ CONF.
Average RPI Loss:	157	RECORD	PCT. RANK	GAMES	SCHEDULE	OF SCHEDULE	RPI	RPI	RPI	RPI
DIV. I ONLY	6- 21	307	0- 1	151	268	288	288	12	12	
DIV. I NON-CONF.	4- 6	212	0- 0	203	349	228	228	14	14	
TOTALS	RPI 1-25	RPI 26-50	W-L RECORDS	RPI 51-100	RPI 101-150	RPI 150+				
6- 21	0- 0	0- 0	OVERALL	0- 6	0- 7	6- 8				
3- 10	0- 0	0- 0	HOME	0- 2	0- 4	3- 4				
3- 11	0- 0	0- 0	AWAY	0- 4	0- 3	3- 4				
0- 0	0- 0	0- 0	NEUTRAL	0- 0	0- 0	0- 0				
4- 6	0- 0	0- 0	NON-CONFERENCE	0- 1	0- 3	4- 2				
2- 2	0- 0	0- 0	HOME	0- 0	0- 1	2- 1				
2- 4	0- 0	0- 0	AWAY	0- 1	0- 2	2- 1				
0- 0	0- 0	0- 0	NEUTRAL	0- 0	0- 0	0- 0				
2- 15	0- 0	0- 0	CONFERENCE	0- 5	0- 4	2- 6				
1- 8	0- 0	0- 0	HOME	0- 2	0- 3	1- 3				
1- 7	0- 0	0- 0	AWAY	0- 3	0- 1	1- 3				
0- 0	0- 0	0- 0	NEUTRAL	0- 0	0- 0	0- 0				

RPI S	Opponent	Score	RPI S	Opponent	Score	RPI S	Opponent	Score	RPI S	Opponent	Score	Team's RPI: 288
						60	A Virginia Tech	49 78	101	A Georgia	38 81	
						70	A Little Rock	51 80	104	A South Alabama	60 73	
						78	A UT Arlington	48 81	104	H South Alabama	53 69	
						78	H UT Arlington	53 74	134	H Georgia St.	66 83	
						92	A Troy	78 100	137	A Stony Brook	43 72	
						92	H Troy	81 97	138	H Mercer	72 79	
									148	H Appalachian St.	52 70	
									161	A Texas St.	65 55	
									161	H Texas St.	52 64	
									175	H Coastal Caro.	73 76	
									181	A Arkansas St.	75 86	
									222	H Bethune-Cookman	77 76	
									262	A Louisiana	48 59	
									262	H Louisiana	79 71	
									268	H Wofford	65 81	
									298	H Winthrop	64 55	
									302	A La.-Monroe	57 58	
									302	H La.-Monroe	62 80	
									309	A Kennesaw St.	59 78	
									331	A Presbyterian	69 68	
									348	A Savannah St.	82 71	
LAST 12 Division I GAMES:												
181	A	Arkansas St.	75	86	302	H	La.-Monroe	62	80			
70	A	Little Rock	51	80	262	H	Louisiana	79	71			
148	H	Appalachian St.	52	70	134	H	Georgia St.	66	83			
175	H	Coastal Caro.	73	76	161	A	Texas St.	65	55			
92	A	Troy	78	100	78	A	UT Arlington	48	81			
104	A	South Alabama	60	73	104	H	South Alabama	53	69			

Non-Div I Games: Coastal Ga. 68 46

Ga. Southern

■ Loss,
 ■ Non-Conf,
 ■ S Site,
 ■ Home
 ■ A Away
 N Neutral

Average RPI Win:	268	WON-LOST	WINNING	LAST 10	STRENGTH OF	OPP. STRENGTH	TEAM	ADJ.	CONF.	ADJ CONF.
Average RPI Loss:	192	RECORD	PCT. RANK	GAMES	SCHEDULE	OF SCHEDULE	RPI	RPI	RPI	RPI
DIV. I ONLY	12- 14	200	1- 0	285	316	248	248	27	27	
DIV. I NON-CONF.	3- 6	241	0- 0	201	312	231	231	29	29	
TOTALS	RPI 1-25	RPI 26-50	W-L RECORDS	RPI 51-100	RPI 101-150	RPI 150+				
12- 14	0- 0	0- 0	OVERALL	0- 2	1- 4	11- 8				
7- 5	0- 0	0- 0	HOME	0- 0	1- 2	6- 3				
5- 9	0- 0	0- 0	AWAY	0- 2	0- 2	5- 5				
0- 0	0- 0	0- 0	NEUTRAL	0- 0	0- 0	0- 0				
3- 6	0- 0	0- 0	NON-CONFERENCE	0- 1	1- 2	2- 3				
1- 2	0- 0	0- 0	HOME	0- 0	1- 1	0- 1				
2- 4	0- 0	0- 0	AWAY	0- 1	0- 1	2- 2				
0- 0	0- 0	0- 0	NEUTRAL	0- 0	0- 0	0- 0				
9- 8	0- 0	0- 0	CONFERENCE	0- 1	0- 2	9- 5				
6- 3	0- 0	0- 0	HOME	0- 0	0- 1	6- 2				
3- 5	0- 0	0- 0	AWAY	0- 1	0- 1	3- 3				
0- 0	0- 0	0- 0	NEUTRAL	0- 0	0- 0	0- 0				

RPI 1-25				RPI 26-50				RPI 51-100				RPI 101+				Team's RPI: 248	
RPI	S	Opponent	Score	RPI	S	Opponent	Score	RPI	S	Opponent	Score	RPI	S	Opponent	Score		
								79	A	Drexel	48	65	109	A	High Point	70	78
								81	A	Radford	69	79	109	H	High Point	61	78
													126	H	Morehead St.	69	84
													139	A	Delaware	45	69
													149	H	Davidson	54	49
													183	H	UNC Asheville	69	59
													197	A	Hampton	80	82
													197	H	Hampton	68	46
													204	A	Furman	57	70
													209	A	Campbell	52	38
													209	H	Campbell	63	69
													210	A	Florida	60	58
													238	H	Mt. St. Mary's	62	69
													268	A	Wofford	53	59
													290	A	Charleston So.	58	66
													290	H	Charleston So.	75	65
													298	A	Winthrop	65	52
													298	H	Winthrop	62	64
													331	A	Presbyterian	66	58
													331	H	Presbyterian	67	62
													339	A	Longwood	79	85
													339	H	Longwood	80	78
													340	H	USC Upstate	92	72
													342	A	Western Caro.	62	52
LAST 12 Division I GAMES:																	
				331	H	Presbyterian	67	62				339	H	Longwood	80	78	
				290	A	Charleston So.	58	66				81	A	Radford	69	79	
				109	A	High Point	70	78				339	A	Longwood	79	85	
				197	H	Hampton	68	46				290	H	Charleston So.	75	65	
				209	H	Campbell	63	69				197	A	Hampton	80	82	
				298	A	Winthrop	65	52				340	H	USC Upstate	92	72	

Non-Div I Games: Converse 79 51 Pfeiffer 82 46 Warren Wilson 100 37

Gardner-Webb

George Mason

Through Games Of March 6, 2019

Average RPI Win:	239	WON-LOST	WINNING	LAST 10	STRENGTH OF	OPP. STRENGTH	TEAM	ADJ.	CONF.	ADJ CONF.
Average RPI Loss:	171	RECORD	PCT. RANK	GAMES	SCHEDULE	OF SCHEDULE	RPI	RPI	RPI	RPI
DIV. I ONLY	16- 14	157	0- 1	327	157	223	223	17	17	
DIV. I NON-CONF.	8- 5	119	0- 0	314	186	189	189	16	16	
TOTALS	RPI 1-25	RPI 26-50	W-L RECORDS	RPI 51-100	RPI 101-150	RPI 150+				
16- 14	0- 0	0- 0	OVERALL	0- 3	2- 3	14- 8				
10- 5	0- 0	0- 0	HOME	0- 2	2- 1	8- 2				
6- 9	0- 0	0- 0	AWAY	0- 1	0- 2	6- 6				
0- 0	0- 0	0- 0	NEUTRAL	0- 0	0- 0	0- 0				
8- 5	0- 0	0- 0	NON-CONFERENCE	0- 2	1- 0	7- 3				
5- 1	0- 0	0- 0	HOME	0- 1	1- 0	4- 0				
3- 4	0- 0	0- 0	AWAY	0- 1	0- 0	3- 3				
0- 0	0- 0	0- 0	NEUTRAL	0- 0	0- 0	0- 0				
8- 9	0- 0	0- 0	CONFERENCE	0- 1	1- 3	7- 5				
5- 4	0- 0	0- 0	HOME	0- 1	1- 1	4- 2				
3- 5	0- 0	0- 0	AWAY	0- 0	0- 2	3- 3				
0- 0	0- 0	0- 0	NEUTRAL	0- 0	0- 0	0- 0				

RPI 1-25				RPI 26-50				RPI 51-100				RPI 101+				Team's RPI: 223	
RPI	S	Opponent	Score	RPI	S	Opponent	Score	RPI	S	Opponent	Score	RPI	S	Opponent	Score		
								80	A	American	71	86	102	A	Fordham	53	64
								94	H	VCU	38	62	117	H	Dayton	54	51
								98	H	Houston	56	66	136	H	Duquesne	57	60
													139	H	Delaware	72	46
													149	A	Davidson	59	67
													158	A	Kansas	56	77
													164	A	Washington	52	81
													178	A	Saint Louis	53	60
													203	A	Massachusetts	70	52
													203	H	Massachusetts	80	86
													208	H	UMES	70	49
													214	A	George Washington	64	60
													214	H	George Washington	61	46
													221	A	Howard	59	73
													228	H	Saint Joseph's	68	59
													235	A	UMKC	91	84
													249	H	Colgate	64	61
													258	H	Rhode Island	75	69
													261	A	St. Bonaventure	55	64
													261	H	St. Bonaventure	57	68
													273	A	Richmond	67	52
													276	H	Loyola Maryland	70	38
													283	A	La Salle	71	77
													283	H	La Salle	59	42
													293	H	Col. of Charleston	66	52
													294	A	Air Force	78	71
LAST 12 Division I GAMES:																	
203	H	Massachusetts	80	86	283	H	La Salle	59	42								
283	A	La Salle	71	77	102	A	Fordham	53	64								
228	H	Saint Joseph's	68	59	214	H	George Washington	61	46								
117	H	Dayton	54	51	261	A	St. Bonaventure	55	64								
273	A	Richmond	67	52	178	A	Saint Louis	53	60								
94	H	VCU	38	62	258	H	Rhode Island	75	69								

Non-Div I Games:

George Mason

■ Loss,
 ■ Non-Conf,
 ■ S Site,
 ■ H Home
 ■ A Away
 N Neutral

RPI	S	Opponent	Score
332	A	Eastern Ky.	91 75

G
e
o
r
g
e
M
a
s
o
n

G
e
o
r
g
e
M
a
s
o
n

George Mason

Average RPI Win:	175	WON-LOST	WINNING	LAST 10	STRENGTH OF	OPP. STRENGTH	TEAM	ADJ.	CONF.	ADJ CONF.
Average RPI Loss:	149	RECORD	PCT. RANK	GAMES	SCHEDULE	OF SCHEDULE	RPI	RPI	RPI	RPI
DIV. I ONLY	10- 20	261	0- 1	104	146	214	214	17	17	
DIV. I NON-CONF.	3- 10	278	0- 0	40	74	216	216	16	16	
TOTALS	RPI 1-25	RPI 26-50	W-L RECORDS	RPI 51-100	RPI 101-150	RPI 150+				
10- 20	0- 2	0- 2	OVERALL	2- 1	3- 6	5- 9				
6- 9	0- 1	0- 1	HOME	2- 0	2- 4	2- 3				
4- 9	0- 0	0- 1	AWAY	0- 0	1- 2	3- 6				
0- 2	0- 1	0- 0	NEUTRAL	0- 1	0- 0	0- 0				
3- 10	0- 2	0- 2	NON-CONFERENCE	1- 1	1- 2	1- 3				
3- 4	0- 1	0- 1	HOME	1- 0	1- 1	1- 1				
0- 4	0- 0	0- 1	AWAY	0- 0	0- 1	0- 2				
0- 2	0- 1	0- 0	NEUTRAL	0- 1	0- 0	0- 0				
7- 10	0- 0	0- 0	CONFERENCE	1- 0	2- 4	4- 6				
3- 5	0- 0	0- 0	HOME	1- 0	1- 3	1- 2				
4- 5	0- 0	0- 0	AWAY	0- 0	1- 1	3- 4				
0- 0	0- 0	0- 0	NEUTRAL	0- 0	0- 0	0- 0				

RPI S	Opponent	Score	RPI S	Opponent	Score	RPI S	Opponent	Score	RPI S	Opponent	Score	Team's RPI: 214
7 N	NC State	61 69	32 A	James Madison	37 50	54 N	Georgia Tech	55 70	102 H	Fordham	38 50	
14 H	Maryland	30 69	43 H	Villanova	45 60	56 H	Princeton	64 49	111 H	Towson	76 63	
						94 H	VCU	57 48	117 A	Dayton	53 62	
									117 H	Dayton	46 45	
									127 A	South Fla.	30 63	
									136 A	Duquesne	55 54	
									136 H	Duquesne	53 64	
									138 H	Mercer	53 61	
									149 H	Davidson	42 62	
									153 A	William & Mary	59 73	
									178 A	Saint Louis	44 60	
									203 A	Massachusetts	66 59	
									223 A	George Mason	46 61	
									223 H	George Mason	60 64	
									226 H	Monmouth	51 55	
									228 A	Saint Joseph's	49 61	
									228 H	Saint Joseph's	38 41	
									232 H	Memphis	51 38	
									258 A	Rhode Island	64 59	
									261 H	St. Bonaventure	57 44	
									273 A	Richmond	48 56	
									283 A	La Salle	67 59	
									325 A	Iona	43 52	
LAST 12 Division I GAMES:												
228 A	Saint Joseph's	49 61	228 H	Saint Joseph's	38 41							
273 A	Richmond	48 56	223 A	George Mason	46 61							
136 H	Duquesne	53 64	178 A	Saint Louis	44 60							
261 H	St. Bonaventure	57 44	149 H	Davidson	42 62							
203 A	Massachusetts	66 59	136 A	Duquesne	55 54							
117 A	Dayton	53 62	94 H	VCU	57 48							

Non-Div I Games:

George Washington

■ Loss,
 ■ Non-Conf,
 ■ S Site,
 ■ H Home
 ■ A Away
 N Neutral

Georgetown

Through Games Of March 6, 2019

Average RPI Win:	150	WON-LOST	WINNING	LAST 10	STRENGTH OF	OPP. STRENGTH	TEAM	ADJ.	CONF.	ADJ CONF.
Average RPI Loss:	49	RECORD	PCT. RANK	GAMES	SCHEDULE	OF SCHEDULE	RPI	RPI	RPI	RPI
DIV. I ONLY	15- 14	165	1- 0	18	58	75	75	6	6	
DIV. I NON-CONF.	6- 5	143	0- 0	23	62	71	71	4	4	
TOTALS	RPI 1-25	RPI 26-50	W-L RECORDS	RPI 51-100	RPI 101-150	RPI 150+				
15- 14	0- 6	1- 3	OVERALL	2- 3	6- 2	6- 0				
10- 5	0- 3	1- 0	HOME	1- 2	5- 0	3- 0				
5- 7	0- 2	0- 2	AWAY	1- 1	1- 2	3- 0				
0- 2	0- 1	0- 1	NEUTRAL	0- 0	0- 0	0- 0				
6- 5	0- 2	0- 2	NON-CONFERENCE	0- 1	2- 0	4- 0				
4- 2	0- 1	0- 0	HOME	0- 1	2- 0	2- 0				
2- 1	0- 0	0- 1	AWAY	0- 0	0- 0	2- 0				
0- 2	0- 1	0- 1	NEUTRAL	0- 0	0- 0	0- 0				
9- 9	0- 4	1- 1	CONFERENCE	2- 2	4- 2	2- 0				
6- 3	0- 2	1- 0	HOME	1- 1	3- 0	1- 0				
3- 6	0- 2	0- 1	AWAY	1- 1	1- 2	1- 0				
0- 0	0- 0	0- 0	NEUTRAL	0- 0	0- 0	0- 0				

RPI 1-25				RPI 26-50				RPI 51-100 Team's RPI: 75				RPI 101+			
RPI	S	Opponent	Score	RPI	S	Opponent	Score	RPI	S	Opponent	Score	RPI	S	Opponent	Score
2	N	Baylor	46 67	32	A	James Madison	57 69	59	A	Butler	72 42	102	H	Fordham	58 38
7	H	NC State	65 76	36	N	Buffalo	64 73	59	H	Butler	50 59	118	A	St. John's (NY)	51 59
12	A	Marquette	52 59	43	A	Villanova	43 91	94	H	VCU	45 47	118	H	St. John's (NY)	82 80
12	H	Marquette	62 72	43	H	Villanova	68 63	100	A	Creighton	38 65	121	A	Providence	68 52
24	A	DePaul	71 76					100	H	Creighton	62 53	121	H	Providence	61 56
24	H	DePaul	64 69									123	H	Pittsburgh	70 41
												129	A	Seton Hall	63 76
												129	H	Seton Hall	51 43
												172	A	Rider	79 49
												201	A	Xavier	67 64
												201	H	Xavier	68 61
												208	H	UMES	74 55
												273	A	Richmond	73 53
												276	H	Loyola Maryland	45 30
LAST 12 Division I GAMES:															
201	A	Xavier	67 64	12	A	Marquette	52 59								
59	A	Butler	72 42	121	H	Providence	61 56								
118	H	St. John's (NY)	82 80	100	H	Creighton	62 53								
129	H	Seton Hall	51 43	129	A	Seton Hall	63 76								
43	A	Villanova	43 91	118	A	St. John's (NY)	51 59								
24	A	DePaul	71 76	43	H	Villanova	68 63								

Non-Div I Games:

Georgetown

■ Loss,
 ■ Non-Conf, S Site,
 ■ Home
 ■ Away
 N Neutral

Average RPI Win:	209	WON-LOST	WINNING	LAST 10	STRENGTH OF	OPP. STRENGTH	TEAM	ADJ.	CONF.	ADJ CONF.
Average RPI Loss:	39	RECORD	PCT. RANK	GAMES	SCHEDULE	OF SCHEDULE	RPI	RPI	RPI	RPI
DIV. I ONLY	18- 11	106	0- 1	119	77	101	101	5	5	
DIV. I NON-CONF.	9- 4	85	0- 0	244	231	137	137	5	5	
TOTALS	RPI 1-25	RPI 26-50	W-L RECORDS	RPI 51-100	RPI 101-150	RPI 150+				
18- 11	0- 5	0- 4	OVERALL	4- 1	1- 0	13- 1				
13- 3	0- 2	0- 0	HOME	3- 0	1- 0	9- 1				
4- 7	0- 2	0- 4	AWAY	1- 1	0- 0	3- 0				
1- 1	0- 1	0- 0	NEUTRAL	0- 0	0- 0	1- 0				
9- 4	0- 1	0- 2	NON-CONFERENCE	0- 1	1- 0	8- 0				
8- 0	0- 0	0- 0	HOME	0- 0	1- 0	7- 0				
0- 3	0- 0	0- 2	AWAY	0- 1	0- 0	0- 0				
1- 1	0- 1	0- 0	NEUTRAL	0- 0	0- 0	1- 0				
9- 7	0- 4	0- 2	CONFERENCE	4- 0	0- 0	5- 1				
5- 3	0- 2	0- 0	HOME	3- 0	0- 0	2- 1				
4- 4	0- 2	0- 2	AWAY	1- 0	0- 0	3- 0				
0- 0	0- 0	0- 0	NEUTRAL	0- 0	0- 0	0- 0				

RPI 1-25				RPI 26-50				RPI 51-100				RPI 101+ Team's RPI: 101			
RPI	S	Opponent	Score	RPI	S	Opponent	Score	RPI	S	Opponent	Score	RPI	S	Opponent	Score
8	A	Mississippi St.	71 80	28	A	Missouri	35 61	54	A	Georgia Tech	53 63	138	H	Mercer	67 60
14	N	Maryland	51 58	33	A	UCLA	69 80	63	H	Tennessee	66 62	151	A	Alabama	76 67
16	A	South Carolina	57 65	43	A	Villanova	56 62	69	H	LSU	63 50	151	H	Alabama	53 58
17	H	Texas A&M	66 76	46	A	Auburn	58 59	96	A	Arkansas	80 72	200	A	Vanderbilt	71 64
20	H	Kentucky	53 58					96	H	Arkansas	93 83	204	H	Furman	61 38
												210	A	Florida	69 57
												210	H	Florida	93 58
												234	H	Ole Miss	78 56
												261	H	St. Bonaventure	67 40
												288	H	Ga. Southern	81 38
												290	H	Charleston So.	83 75
												298	H	Winthrop	85 39
												303	N	Morgan St.	60 33
												327	H	Lipscomb	77 45
												331	H	Presbyterian	83 59
LAST 12 Division I GAMES:															
20	H	Kentucky	53 58	210	H	Florida	93 58								
210	A	Florida	69 57	46	A	Auburn	58 59								
151	A	Alabama	76 67	96	A	Arkansas	80 72								
96	H	Arkansas	93 83	151	H	Alabama	53 58								
234	H	Ole Miss	78 56	17	H	Texas A&M	66 76								
16	A	South Carolina	57 65	28	A	Missouri	35 61								

Non-Div I Games:

Georgia

■ Loss,
■ Non-Conf,
■ S Site,
■ H Home
■ A Away
N Neutral

Average RPI Win:	232	WON-LOST	WINNING	LAST 10	STRENGTH OF	OPP. STRENGTH	TEAM	ADJ.	CONF.	ADJ CONF.
Average RPI Loss:	112	RECORD	PCT. RANK	GAMES	SCHEDULE	OF SCHEDULE	RPI	RPI	RPI	RPI
DIV. I ONLY	16- 12	133	0- 1	148	192	134	134	12	12	
DIV. I NON-CONF.	6- 5	143	0- 0	223	249	168	168	14	14	
TOTALS	RPI 1-25	RPI 26-50	W-L RECORDS	RPI 51-100	RPI 101-150	RPI 150+				
16- 12	0- 1	0- 1	OVERALL	3- 4	1- 2	12- 4				
9- 4	0- 0	0- 0	HOME	2- 1	1- 1	6- 2				
7- 8	0- 1	0- 1	AWAY	1- 3	0- 1	6- 2				
0- 0	0- 0	0- 0	NEUTRAL	0- 0	0- 0	0- 0				
6- 5	0- 1	0- 1	NON-CONFERENCE	0- 2	0- 0	6- 1				
4- 1	0- 0	0- 0	HOME	0- 1	0- 0	4- 0				
2- 4	0- 1	0- 1	AWAY	0- 1	0- 0	2- 1				
0- 0	0- 0	0- 0	NEUTRAL	0- 0	0- 0	0- 0				
10- 7	0- 0	0- 0	CONFERENCE	3- 2	1- 2	6- 3				
5- 3	0- 0	0- 0	HOME	2- 0	1- 1	2- 2				
5- 4	0- 0	0- 0	AWAY	1- 2	0- 1	4- 1				
0- 0	0- 0	0- 0	NEUTRAL	0- 0	0- 0	0- 0				

RPI	S	Opponent	Score	RPI	S	Opponent	Score	RPI	S	Opponent	Score	RPI	S	Opponent	Score	Team's RPI: 134
23	A	Florida St.	43 79	30	A	Rice	49 66	54	H	Georgia Tech	71 78	104	A	South Alabama	59 62	
								67	A	Middle Tenn.	54 69	104	H	South Alabama	59 68	
								70	A	Little Rock	50 82	148	H	Appalachian St.	85 75	
								78	A	UT Arlington	45 69	161	A	Texas St.	57 34	
								78	H	UT Arlington	50 48	161	H	Texas St.	60 69	
								92	A	Troy	85 70	175	H	Coastal Caro.	62 67	
								92	H	Troy	84 80	181	A	Arkansas St.	64 62	
												211	A	Jacksonville St.	56 61	
												222	H	Bethune-Cookman	62 57	
												262	A	Louisiana	54 57	
												262	H	Louisiana	74 71	
												288	A	Ga. Southern	83 66	
												302	A	La.-Monroe	56 41	
												302	H	La.-Monroe	68 46	
												305	A	Fla. Atlantic	75 59	
												307	H	UNC Greensboro	70 63	
												309	H	Kennesaw St.	79 73	
												314	A	FIU	67 61	
												341	H	N.C. Central	65 54	
LAST 12 Division I GAMES:																
70	A	Little Rock	50 82	262	H	Louisiana	74 71									
181	A	Arkansas St.	64 62	302	H	La.-Monroe	68 46									
175	H	Coastal Caro.	62 67	288	A	Ga. Southern	83 66									
148	H	Appalachian St.	85 75	78	A	UT Arlington	45 69									
104	A	South Alabama	59 62	161	A	Texas St.	57 34									
92	A	Troy	85 70	92	H	Troy	84 80									

Non-Div I Games:

Georgia St.

Average RPI Win:	154	WON-LOST	WINNING	LAST 10	STRENGTH OF	OPP. STRENGTH	TEAM	ADJ.	CONF.	ADJ CONF.
Average RPI Loss:	39	RECORD	PCT. RANK	GAMES	SCHEDULE	OF SCHEDULE	RPI	RPI	RPI	RPI
DIV. I ONLY	17- 12	125	0- 1	33	21	54	54	1	1	
DIV. I NON-CONF.	10- 3	59	0- 0	167	183	66	66	1	1	
TOTALS	RPI 1-25	RPI 26-50	W-L RECORDS	RPI 51-100	RPI 101-150	RPI 150+				
17- 12	1- 7	0- 1	OVERALL	3- 3	8- 1	5- 0				
11- 3	1- 3	0- 0	HOME	3- 0	3- 0	4- 0				
3- 8	0- 4	0- 1	AWAY	0- 3	3- 0	0- 0				
3- 1	0- 0	0- 0	NEUTRAL	0- 0	2- 1	1- 0				
10- 3	0- 1	0- 0	NON-CONFERENCE	0- 1	5- 1	5- 0				
6- 0	0- 0	0- 0	HOME	0- 0	2- 0	4- 0				
1- 2	0- 1	0- 0	AWAY	0- 1	1- 0	0- 0				
3- 1	0- 0	0- 0	NEUTRAL	0- 0	2- 1	1- 0				
7- 9	1- 6	0- 1	CONFERENCE	3- 2	3- 0	0- 0				
5- 3	1- 3	0- 0	HOME	3- 0	1- 0	0- 0				
2- 6	0- 3	0- 1	AWAY	0- 2	2- 0	0- 0				
0- 0	0- 0	0- 0	NEUTRAL	0- 0	0- 0	0- 0				

RPI	S	Opponent	Score	RPI	S	Opponent	Score	RPI	S	Opponent	Score	RPI	S	Opponent	Score
1	A	Notre Dame	50 90	38	A	North Carolina	90 91	55	A	Clemson	61 71	101	H	Georgia	63 53
1	H	Notre Dame	55 76					55	H	Clemson	75 53	111	N	Idaho St.	74 51
3	A	Louisville	44 61					60	H	Virginia Tech	76 68	117	N	Dayton	66 85
7	H	NC State	60 68					73	H	Duke	70 64	123	H	Pittsburgh	67 55
10	H	Syracuse	65 55					90	A	Virginia	45 53	128	A	Boston College	81 76
14	A	Maryland	54 67					98	A	Houston	89 95	129	N	Seton Hall	84 73
18	A	Miami (FL)	56 69									134	A	Georgia St.	78 71
23	H	Florida St.	55 64									146	A	Wake Forest	60 46
												148	H	Appalachian St.	71 53
												214	N	George Washington	70 55
												263	H	Alabama St.	69 42
												268	H	Wofford	81 40
												309	H	Kennesaw St.	60 35
												342	H	Western Caro.	84 49
LAST 12 Division I GAMES:															
23	H	Florida St.	55 64	123	H	Pittsburgh	67 55								
18	A	Miami (FL)	56 69	1	A	Notre Dame	50 90								
90	A	Virginia	45 53	38	A	North Carolina	90 91								
55	H	Clemson	75 53	7	H	NC State	60 68								
60	H	Virginia Tech	76 68	10	H	Syracuse	65 55								
146	A	Wake Forest	60 46	55	A	Clemson	61 71								

Non-Div I Games:

Georgia Tech

■ Loss,
 ■ Non-Conf,
 ■ S Site,
 ■ H Home
 ■ A Away
 N Neutral

Gonzaga

Through Games Of March 6, 2019

Average RPI Win: 140	WON-LOST	WINNING	LAST 10	STRENGTH OF	OPP. STRENGTH	TEAM	ADJ.	CONF.	ADJ CONF.
Average RPI Loss: 23	RECORD	PCT. RANK	GAMES	SCHEDULE	OF SCHEDULE	RPI	RPI	RPI	RPI
DIV. I ONLY	27- 3	5	1- 0	70	63	13	13	7	7
DIV. I NON-CONF.	11- 1	13	1- 0	60	5	12	12	7	7
TOTALS	RPI 1-25	RPI 26-50	W-L RECORDS	RPI 51-100	RPI 101-150	RPI 150+			
27- 3	2- 1	0- 2	OVERALL	8- 0	5- 0	12- 0			
14- 1	1- 0	0- 1	HOME	4- 0	3- 0	6- 0			
11- 1	0- 0	0- 1	AWAY	4- 0	1- 0	6- 0			
2- 1	1- 1	0- 0	NEUTRAL	0- 0	1- 0	0- 0			
11- 1	2- 1	0- 0	NON-CONFERENCE	2- 0	3- 0	4- 0			
6- 0	1- 0	0- 0	HOME	1- 0	2- 0	2- 0			
3- 0	0- 0	0- 0	AWAY	1- 0	0- 0	2- 0			
2- 1	1- 1	0- 0	NEUTRAL	0- 0	1- 0	0- 0			
16- 2	0- 0	0- 2	CONFERENCE	6- 0	2- 0	8- 0			
8- 1	0- 0	0- 1	HOME	3- 0	1- 0	4- 0			
8- 1	0- 0	0- 1	AWAY	3- 0	1- 0	4- 0			
0- 0	0- 0	0- 0	NEUTRAL	0- 0	0- 0	0- 0			

RPI	S	Opponent	Score	RPI	S	Opponent	Score	RPI	S	Opponent	Score	RPI	S	Opponent	Score
1	N	Notre Dame	65 81	34	A	BYU	68 70	53	A	Saint Mary's (CA)	66 52	105	A	Pepperdine	79 54
4	H	Stanford	79 73	34	H	BYU	64 66	53	H	Saint Mary's (CA)	74 62	105	H	Pepperdine	83 60
25	N	Rutgers	57 40					65	A	Missouri St.	70 67	111	H	Idaho St.	70 51
								68	H	Idaho	88 51	114	N	Western Ky.	76 55
								93	A	Pacific	63 51	150	H	Washington St.	76 53
								93	H	Pacific	88 65	163	A	Santa Clara	74 61
								99	A	Loyola Marymount	78 53	163	H	Santa Clara	78 61
								99	H	Loyola Marymount	68 58	176	A	Portland	93 62
												176	H	Portland	97 71
												180	A	Eastern Wash.	63 51
												188	H	Montana	76 52
												194	A	UNLV	70 59
												253	A	San Francisco	64 44
												253	H	San Francisco	78 51
												269	A	San Diego	86 61
												269	H	San Diego	71 44
												270	H	Colorado St.	50 39
LAST 12 Division I GAMES:															
114	N	Western Ky.	76 55	34	H	BYU	64 66	269	H	San Diego	71 44	176	A	Portland	93 62
25	N	Rutgers	57 40	269	H	San Diego	71 44	53	A	Saint Mary's (CA)	66 52	93	A	Pacific	63 51
99	H	Loyola Marymount	68 58	176	A	Portland	93 62	93	A	Pacific	63 51	163	H	Santa Clara	78 61
105	H	Pepperdine	83 60	53	A	Saint Mary's (CA)	66 52								
253	A	San Francisco	64 44	93	A	Pacific	63 51								
163	A	Santa Clara	74 61	163	H	Santa Clara	78 61								

Non-Div I Games:

Gonzaga

■ Loss,
 ■ Non-Conf, S Site,
 ■ Home
 ■ Away
 N Neutral

Grambling

Through Games Of March 6, 2019

Average RPI Win:	249	WON-LOST	WINNING	LAST 10	STRENGTH OF	OPP. STRENGTH	TEAM	ADJ.	CONF.	ADJ CONF.
Average RPI Loss:	180	RECORD	PCT. RANK	GAMES	SCHEDULE	OF SCHEDULE	RPI	RPI	RPI	RPI
DIV. I ONLY	13- 15	197	0- 1	293	286	218	218	29	29	
DIV. I NON-CONF.	3- 9	271	0- 0	101	77	199	199	28	28	
TOTALS	RPI 1-25	RPI 26-50	W-L RECORDS	RPI 51-100	RPI 101-150	RPI 150+				
13- 15	0- 0	1- 2	OVERALL	1- 1	0- 2	11- 10				
5- 3	0- 0	0- 0	HOME	0- 0	0- 0	5- 3				
6- 11	0- 0	0- 1	AWAY	0- 1	0- 2	6- 7				
2- 1	0- 0	1- 1	NEUTRAL	1- 0	0- 0	0- 0				
3- 9	0- 0	1- 2	NON-CONFERENCE	1- 1	0- 2	1- 4				
1- 0	0- 0	0- 0	HOME	0- 0	0- 0	1- 0				
0- 8	0- 0	0- 1	AWAY	0- 1	0- 2	0- 4				
2- 1	0- 0	1- 1	NEUTRAL	1- 0	0- 0	0- 0				
10- 6	0- 0	0- 0	CONFERENCE	0- 0	0- 0	10- 6				
4- 3	0- 0	0- 0	HOME	0- 0	0- 0	4- 3				
6- 3	0- 0	0- 0	AWAY	0- 0	0- 0	6- 3				
0- 0	0- 0	0- 0	NEUTRAL	0- 0	0- 0	0- 0				

RPI S	Opponent	Score	RPI S	Opponent	Score	RPI S	Opponent	Score	RPI S	Opponent	Score	Team's RPI: 218
37 N	South Dakota	53 67	78 A	UT Arlington	54 78	127 A	South Fla.	50 67				
46 A	Auburn	48 97	99 N	Loyola Marymount	62 61	131 A	Oklahoma St.	40 86				
49 N	Indiana	65 62				151 A	Alabama	55 73				
						158 A	Kansas	45 76				
						173 A	Southern U.	65 71				
						173 H	Southern U.	81 86				
						186 A	Southern Miss.	47 68				
						196 A	Prairie View	64 63				
						196 H	Prairie View	73 57				
						207 A	Texas Southern	75 67				
						207 H	Texas Southern	72 55				
						251 A	Wichita St.	61 70				
						263 A	Alabama St.	80 72				
						271 A	Jackson St.	60 89				
						271 H	Jackson St.	74 77				
						300 A	Alabama A&M	63 51				
						318 H	McNeese	75 51				
						326 A	Mississippi Val.	61 79				
						326 H	Mississippi Val.	52 54				
						347 A	Ark.-Pine Bluff	67 57				
						347 H	Ark.-Pine Bluff	77 57				
						351 A	Alcorn	79 63				
						351 H	Alcorn	61 56				
LAST 12 Division I GAMES:												
326 A	Mississippi Val.	61 79	173 A	Southern U.	65 71							
347 A	Ark.-Pine Bluff	67 57	326 H	Mississippi Val.	52 54							
271 A	Jackson St.	60 89	347 H	Ark.-Pine Bluff	77 57							
196 H	Prairie View	73 57	271 H	Jackson St.	74 77							
207 H	Texas Southern	72 55	196 A	Prairie View	64 63							
351 A	Alcorn	79 63	207 A	Texas Southern	75 67							

Non-Div I Games:

Grambling

■ Loss,
 ■ Non-Conf,
 ■ S Site,
 ■ Home
 ■ A Away
 N Neutral

Grand Canyon

Through Games Of March 6, 2019

Average RPI Win:	288	WON-LOST	WINNING	LAST 10	STRENGTH OF	OPP. STRENGTH	TEAM	ADJ.	CONF.	ADJ CONF.
Average RPI Loss:	225	RECORD	PCT. RANK	GAMES	SCHEDULE	OF SCHEDULE	RPI	RPI	RPI	RPI
DIV. I ONLY	6- 18	298	0- 1	333	331	336	336	30	30	
DIV. I NON-CONF.	2- 8	293	0- 0	322	286	346	346	30	30	
TOTALS	RPI 1-25	RPI 26-50	W-L RECORDS	RPI 51-100	RPI 101-150	RPI 150+				
6- 18	0- 0	0- 0	OVERALL	0- 0	1- 3	5- 15				
5- 6	0- 0	0- 0	HOME	0- 0	1- 1	4- 5				
1- 12	0- 0	0- 0	AWAY	0- 0	0- 2	1- 10				
0- 0	0- 0	0- 0	NEUTRAL	0- 0	0- 0	0- 0				
2- 8	0- 0	0- 0	NON-CONFERENCE	0- 0	0- 2	2- 6				
2- 3	0- 0	0- 0	HOME	0- 0	0- 1	2- 2				
0- 5	0- 0	0- 0	AWAY	0- 0	0- 1	0- 4				
0- 0	0- 0	0- 0	NEUTRAL	0- 0	0- 0	0- 0				
4- 10	0- 0	0- 0	CONFERENCE	0- 0	1- 1	3- 9				
3- 3	0- 0	0- 0	HOME	0- 0	1- 0	2- 3				
1- 7	0- 0	0- 0	AWAY	0- 0	0- 1	1- 6				
0- 0	0- 0	0- 0	NEUTRAL	0- 0	0- 0	0- 0				

RPI 1-25			RPI 26-50			RPI 51-100			RPI 101+ Team's RPI: 336		
RPI	S	Opponent	Score	RPI	S	Opponent	Score	RPI	S	Opponent	Score
								119	A	UNCW	55 77
								133	H	Portland St.	55 60
								143	A	New Mexico St.	52 81
								143	H	New Mexico St.	54 51
								163	A	Santa Clara	55 75
								188	H	Montana	47 69
								206	A	East Carolina	47 59
								213	H	Indiana St.	81 88
								224	A	UTRGV	42 49
								224	H	UTRGV	50 66
								231	A	California Baptist	50 93
								231	H	California Baptist	75 71
								235	A	UMKC	45 73
								235	H	UMKC	56 65
								265	A	CSU Bakersfield	37 51
								265	H	CSU Bakersfield	46 59
								272	A	Long Beach St.	50 57
								279	A	Utah Valley	46 57
								296	A	UC Santa Barbara	55 66
								310	H	Incarinate Word	74 63
								345	A	Seattle U	74 73
								349	H	LIU Brooklyn	65 62
								350	A	Chicago St.	48 50
								350	H	Chicago St.	84 49
LAST 12 Division I GAMES:											
265	A	CSU Bakersfield	37 51	265	H	CSU Bakersfield	46 59				
231	A	California Baptist	50 93	231	H	California Baptist	75 71				
350	H	Chicago St.	84 49	235	A	UMKC	45 73				
235	H	UMKC	56 65	350	A	Chicago St.	48 50				
143	A	New Mexico St.	52 81	224	H	UTRGV	50 66				
224	A	UTRGV	42 49	143	H	New Mexico St.	54 51				

Non-Div I Games:

Grand Canyon

■ Loss,
 ■ Non-Conf, S Site,
 ■ Home
 ■ Away
 N Neutral

Average RPI Win: 219	WON-LOST	WINNING	LAST 10	STRENGTH OF	OPP. STRENGTH	TEAM	ADJ.	CONF.	ADJ CONF.
Average RPI Loss: 67	RECORD	PCT. RANK	GAMES	SCHEDULE	OF SCHEDULE	RPI	RPI	RPI	RPI
DIV. I ONLY	20- 8	61	1- 0	134	167	74	74	20	20
DIV. I NON-CONF.	4- 5	190	0- 0	3	16	37	37	18	18
TOTALS	RPI 1-25	RPI 26-50	W-L RECORDS	RPI 51-100	RPI 101-150	RPI 150+			
20- 8	0- 2	1- 2	OVERALL	2- 1	3- 3	14- 0			
12- 2	0- 0	0- 0	HOME	2- 0	2- 2	8- 0			
8- 6	0- 2	1- 2	AWAY	0- 1	1- 1	6- 0			
0- 0	0- 0	0- 0	NEUTRAL	0- 0	0- 0	0- 0			
4- 5	0- 2	1- 2	NON-CONFERENCE	1- 0	1- 1	1- 0			
3- 1	0- 0	0- 0	HOME	1- 0	1- 1	1- 0			
1- 4	0- 2	1- 2	AWAY	0- 0	0- 0	0- 0			
0- 0	0- 0	0- 0	NEUTRAL	0- 0	0- 0	0- 0			
16- 3	0- 0	0- 0	CONFERENCE	1- 1	2- 2	13- 0			
9- 1	0- 0	0- 0	HOME	1- 0	1- 1	7- 0			
7- 2	0- 0	0- 0	AWAY	0- 1	1- 1	6- 0			
0- 0	0- 0	0- 0	NEUTRAL	0- 0	0- 0	0- 0			

RPI 1-25				RPI 26-50				RPI 51-100 Team's RPI: 74				RPI 101+			
RPI	S	Opponent	Score	RPI	S	Opponent	Score	RPI	S	Opponent	Score	RPI	S	Opponent	Score
12	A	Marquette	54 80	28	A	Missouri	56 49	62	H	Maine	70 39	106	H	Northwestern	55 57
24	A	DePaul	64 73	29	A	South Dakota St.	47 77	77	A	Wright St.	67 85	115	A	Youngstown St.	59 70
				37	A	South Dakota	49 55	77	H	Wright St.	56 37	115	H	Youngstown St.	60 42
												117	H	Dayton	51 35
												132	A	IUPUI	45 43
												132	H	IUPUI	63 67
												187	H	Wisconsin	55 46
												191	A	Milwaukee	76 62
												191	H	Milwaukee	59 45
												240	A	Northern Ky.	81 61
												240	H	Northern Ky.	70 42
												281	A	Cleveland St.	76 63
												281	H	Cleveland St.	62 53
												281	H	Cleveland St.	73 30
												308	A	Oakland	77 53
												308	H	Oakland	72 32
												333	A	Detroit Mercy	65 40
												333	H	Detroit Mercy	82 37
												338	A	UIC	77 53
												338	H	UIC	62 32
LAST 12 Division I GAMES:															
281	H	Cleveland St.	73 30	115	A	Youngstown St.	59 70								
338	A	UIC	77 53	77	H	Wright St.	56 37								
132	A	IUPUI	45 43	240	H	Northern Ky.	70 42								
333	H	Detroit Mercy	82 37	191	H	Milwaukee	59 45								
308	H	Oakland	72 32	132	H	IUPUI	63 67								
281	A	Cleveland St.	76 63	338	H	UIC	62 32								

Non-Div I Games: Wis.-Parkside 81 32

Green Bay

■ Loss,
 ■ Non-Conf, S Site,
 ■ Home
 ■ Away
 N Neutral

Average RPI Win:	258	WON-LOST	WINNING	LAST 10	STRENGTH OF	OPP. STRENGTH	TEAM	ADJ.	CONF.	ADJ CONF.
Average RPI Loss:	170	RECORD	PCT. RANK	GAMES	SCHEDULE	OF SCHEDULE	RPI	RPI	RPI	RPI
DIV. I ONLY	14- 13	160	0- 1	256	277	197	197	27	27	
DIV. I NON-CONF.	3- 7	256	0- 1	218	133	275	275	29	29	
TOTALS	RPI 1-25	RPI 26-50	W-L RECORDS	RPI 51-100	RPI 101-150	RPI 150+				
14- 13	0- 1	1- 0	OVERALL	1- 2	0- 2	12- 8				
8- 4	0- 0	1- 0	HOME	1- 0	0- 1	6- 3				
6- 7	0- 1	0- 0	AWAY	0- 1	0- 1	6- 4				
0- 2	0- 0	0- 0	NEUTRAL	0- 1	0- 0	0- 1				
3- 7	0- 1	1- 0	NON-CONFERENCE	0- 1	0- 0	2- 5				
2- 2	0- 0	1- 0	HOME	0- 0	0- 0	1- 2				
1- 3	0- 1	0- 0	AWAY	0- 0	0- 0	1- 2				
0- 2	0- 0	0- 0	NEUTRAL	0- 1	0- 0	0- 1				
11- 6	0- 0	0- 0	CONFERENCE	1- 1	0- 2	10- 3				
6- 2	0- 0	0- 0	HOME	1- 0	0- 1	5- 1				
5- 4	0- 0	0- 0	AWAY	0- 1	0- 1	5- 2				
0- 0	0- 0	0- 0	NEUTRAL	0- 0	0- 0	0- 0				

RPI 1-25				RPI 26-50				RPI 51-100				RPI 101+ Team's RPI: 197			
RPI	S	Opponent	Score	RPI	S	Opponent	Score	RPI	S	Opponent	Score	RPI	S	Opponent	Score
7	A	NC State	51 83	32	H	James Madison	72 65	66	N	SFA	68 70	109	A	High Point	73 82
								81	A	Radford	59 84	109	H	High Point	98 104
								81	H	Radford	68 54	167	H	Chattanooga	50 58
												183	A	UNC Asheville	61 58
												205	A	Cornell	53 79
												209	A	Campbell	46 52
												209	H	Campbell	61 50
												216	H	Elon	62 77
												247	A	Columbia	63 88
												248	A	Gardner-Webb	46 68
												248	H	Gardner-Webb	82 80
												256	N	Sacramento St.	61 65
												285	H	Samford	64 57
												290	A	Charleston So.	74 66
												290	H	Charleston So.	57 72
												298	A	Winthrop	84 63
												305	A	Fla. Atlantic	72 68
												331	A	Presbyterian	82 68
												331	H	Presbyterian	79 62
												339	A	Longwood	86 70
												339	H	Longwood	66 40
												340	H	USC Upstate	67 43
LAST 12 Division I GAMES:															
256	N	Sacramento St.	61 65	290	H	Charleston So.	57 72	209	H	Campbell	61 50				
81	A	Radford	59 84	331	H	Presbyterian	79 62	109	A	High Point	73 82				
109	H	High Point	98 104	340	H	USC Upstate	67 43	248	H	Gardner-Webb	82 80				
331	A	Presbyterian	82 68												
339	A	Longwood	86 70												
248	A	Gardner-Webb	46 68												

Non-Div I Games: Mid-Atlantic Christl15 48

Hampton

■ Loss,
 ■ Non-Conf,
 ■ S Site,
 ■ Home
 ■ A Away
 N Neutral

Hartford

Through Games Of March 6, 2019

Average RPI Win:	253	WON-LOST	WINNING	LAST 10	STRENGTH OF	OPP. STRENGTH	TEAM	ADJ.	CONF.	ADJ CONF.
Average RPI Loss:	76	RECORD	PCT. RANK	GAMES	SCHEDULE	OF SCHEDULE	RPI	RPI	RPI	RPI
DIV. I ONLY	22- 9	66	1- 0	210	205	113	113	23	23	
DIV. I NON-CONF.	7- 7	162	0- 0	131	78	142	142	25	25	
TOTALS	RPI 1-25	RPI 26-50	W-L RECORDS	RPI 51-100	RPI 101-150	RPI 150+				
22- 9	0- 2	0- 3	OVERALL	2- 2	2- 0	18- 2				
13- 2	0- 0	0- 1	HOME	2- 1	1- 0	10- 0				
9- 5	0- 1	0- 2	AWAY	0- 1	1- 0	8- 1				
0- 2	0- 1	0- 0	NEUTRAL	0- 0	0- 0	0- 1				
7- 7	0- 2	0- 3	NON-CONFERENCE	1- 1	0- 0	6- 1				
4- 2	0- 0	0- 1	HOME	1- 1	0- 0	3- 0				
3- 3	0- 1	0- 2	AWAY	0- 0	0- 0	3- 0				
0- 2	0- 1	0- 0	NEUTRAL	0- 0	0- 0	0- 1				
15- 2	0- 0	0- 0	CONFERENCE	1- 1	2- 0	12- 1				
9- 0	0- 0	0- 0	HOME	1- 0	1- 0	7- 0				
6- 2	0- 0	0- 0	AWAY	0- 1	1- 0	5- 1				
0- 0	0- 0	0- 0	NEUTRAL	0- 0	0- 0	0- 0				

RPI S	Opponent	Score	RPI S	Opponent	Score	RPI S	Opponent	Score	RPI S	Opponent	Score	Team's RPI: 113
3 N	Louisville	69 86	40 H	Michigan St.	66 74	56 H	Princeton	38 75	137 A	Stony Brook	64 36	
18 A	Miami (FL)	62 75	43 A	Villanova	41 59	62 A	Maine	58 78	137 H	Stony Brook	73 62	
			50 A	New Mexico	65 72	62 H	Maine	49 46	153 H	William & Mary	50 45	
						85 H	Harvard	73 60	159 N	Southern Ill.	50 72	
									242 A	Albany (NY)	68 56	
									242 H	Albany (NY)	82 35	
									254 A	Binghamton	62 73	
									254 H	Binghamton	63 50	
									258 A	Rhode Island	65 51	
									277 A	Vermont	76 48	
									277 H	Vermont	61 32	
									297 H	Bryant	67 57	
									303 H	Morgan St.	80 59	
									304 A	UMBC	66 52	
									304 H	UMBC	92 47	
									304 H	UMBC	65 48	
									315 A	New Hampshire	66 48	
									315 H	New Hampshire	56 49	
									320 A	UMass Lowell	66 44	
									320 H	UMass Lowell	69 45	
									323 A	Central Conn. St.	54 52	
									329 A	NJIT	84 53	
LAST 12 Division I GAMES:												
304 H	UMBC	65 48	315 H	New Hampshire	56 49							
50 A	New Mexico	65 72	277 A	Vermont	76 48							
18 A	Miami (FL)	62 75	62 A	Maine	58 78							
242 A	Albany (NY)	68 56	304 H	UMBC	92 47							
254 H	Binghamton	63 50	137 H	Stony Brook	73 62							
320 H	UMass Lowell	69 45	254 A	Binghamton	62 73							

Non-Div I Games:

Hartford

■ Loss,
 ■ Non-Conf, S Site,
 ■ Home
 ■ Away
 N Neutral

Average RPI Win:	194	WON-LOST	WINNING	LAST 10	STRENGTH OF	OPP. STRENGTH	TEAM	ADJ.	CONF.	ADJ CONF.
Average RPI Loss:	79	RECORD	PCT. RANK	GAMES	SCHEDULE	OF SCHEDULE	RPI	RPI	RPI	RPI
DIV. I ONLY	14- 11	143	1- 0	56	113	85	85	11	11	
DIV. I NON-CONF.	7- 6	153	1- 0	49	54	75	75	11	11	
TOTALS	RPI 1-25	RPI 26-50	W-L RECORDS	RPI 51-100	RPI 101-150	RPI 150+				
14- 11	0- 2	1- 1	OVERALL	1- 5	2- 2	10- 1				
6- 4	0- 1	0- 1	HOME	1- 2	1- 0	4- 0				
7- 7	0- 1	1- 0	AWAY	0- 3	1- 2	5- 1				
1- 0	0- 0	0- 0	NEUTRAL	0- 0	0- 0	1- 0				
7- 6	0- 2	1- 1	NON-CONFERENCE	0- 2	1- 1	5- 0				
2- 3	0- 1	0- 1	HOME	0- 1	0- 0	2- 0				
4- 3	0- 1	1- 0	AWAY	0- 1	1- 1	2- 0				
1- 0	0- 0	0- 0	NEUTRAL	0- 0	0- 0	1- 0				
7- 5	0- 0	0- 0	CONFERENCE	1- 3	1- 1	5- 1				
4- 1	0- 0	0- 0	HOME	1- 1	1- 0	2- 0				
3- 4	0- 0	0- 0	AWAY	0- 2	0- 1	3- 1				
0- 0	0- 0	0- 0	NEUTRAL	0- 0	0- 0	0- 0				

RPI 1-25				RPI 26-50				RPI 51-100				Team's RPI: 85	RPI 101+			
RPI	S	Opponent	Score	RPI	S	Opponent	Score	RPI	S	Opponent	Score		RPI	S	Opponent	Score
1	A	Notre Dame	58 103	39	A	California	85 79	56	A	Princeton	58 61		113	A	Hartford	60 73
25	H	Rutgers	49 60	43	H	Quinnipiac	67 72	56	H	Princeton	71 75		122	A	Yale	62 65
								61	A	Penn	70 75		122	H	Yale	83 69
								61	H	Penn	80 72		135	A	CSUN	75 55
								62	H	Maine	60 67		170	H	Boston U.	67 47
								87	A	Purdue	65 66		198	A	Dartmouth	73 57
													198	H	Dartmouth	56 46
													205	A	Cornell	68 61
													211	N	Jacksonville St.	69 62
													247	A	Columbia	65 75
													258	A	Rhode Island	80 47
													267	A	Siena	73 54
													283	H	La Salle	88 43
													287	A	Brown	100 83
													287	H	Brown	98 55
LAST 12 Division I GAMES:																
135	A	CSUN	75 55	56	H	Princeton	71 75									
56	A	Princeton	58 61	205	A	Cornell	68 61									
61	A	Penn	70 75	247	A	Columbia	65 75									
122	H	Yale	83 69	287	A	Brown	100 83									
287	H	Brown	98 55	122	A	Yale	62 65									
61	H	Penn	80 72	198	A	Dartmouth	73 57									

H
a
r
v
a
r
dH
a
r
v
a
r
d

Non-Div I Games:

Harvard

■ Loss,
 ■ Non-Conf, S Site,
 ■ Home
 ■ Away
 N Neutral

Hawaii

Through Games Of March 6, 2019

Average RPI Win:	240	WON-LOST	WINNING	LAST 10	STRENGTH OF	OPP. STRENGTH	TEAM	ADJ.	CONF.	ADJ CONF.
Average RPI Loss:	155	RECORD	PCT. RANK	GAMES	SCHEDULE	OF SCHEDULE	RPI	RPI	RPI	RPI
DIV. I ONLY	11- 15	217	0- 1	188	215	236	236	21	21	
DIV. I NON-CONF.	3- 9	271	0- 1	145	126	271	271	20	20	
TOTALS	RPI 1-25	RPI 26-50	W-L RECORDS	RPI 51-100	RPI 101-150	RPI 150+				
11- 15	0- 1	0- 0	OVERALL	2- 4	0- 3	9- 7				
7- 8	0- 1	0- 0	HOME	2- 2	0- 3	5- 2				
4- 6	0- 0	0- 0	AWAY	0- 1	0- 0	4- 5				
0- 1	0- 0	0- 0	NEUTRAL	0- 1	0- 0	0- 0				
3- 9	0- 1	0- 0	NON-CONFERENCE	1- 3	0- 1	2- 4				
2- 5	0- 1	0- 0	HOME	1- 2	0- 1	1- 1				
1- 3	0- 0	0- 0	AWAY	0- 0	0- 0	1- 3				
0- 1	0- 0	0- 0	NEUTRAL	0- 1	0- 0	0- 0				
8- 6	0- 0	0- 0	CONFERENCE	1- 1	0- 2	7- 3				
5- 3	0- 0	0- 0	HOME	1- 0	0- 2	4- 1				
3- 3	0- 0	0- 0	AWAY	0- 1	0- 0	3- 2				
0- 0	0- 0	0- 0	NEUTRAL	0- 0	0- 0	0- 0				

RPI 1-25				RPI 26-50				RPI 51-100				RPI 101+ Team's RPI: 236			
RPI	S	Opponent	Score	RPI	S	Opponent	Score	RPI	S	Opponent	Score	RPI	S	Opponent	Score
4	H	Stanford	59 81					58	H	FGCU	67 73	105	H	Pepperdine	64 65
								68	H	Idaho	69 61	135	H	CSUN	29 49
								76	N	Utah	48 73	147	H	UC Riverside	55 60
								80	H	American	57 69	176	H	Portland	65 72
								88	A	UC Davis	46 72	184	A	UC Irvine	70 68
								88	H	UC Davis	65 60	184	H	UC Irvine	48 53
												194	A	UNLV	66 61
												233	A	San Diego St.	57 58
												245	A	Nevada	78 79
												259	A	Cal St. Fullerton	68 72
												259	H	Cal St. Fullerton	70 55
												269	A	San Diego	50 58
												272	A	Long Beach St.	40 56
												272	H	Long Beach St.	63 49
												296	A	UC Santa Barbara	47 35
												296	H	UC Santa Barbara	72 49
												317	A	Cal Poly	71 54
												317	H	Cal Poly	70 52
												345	H	Seattle U	67 51
LAST 12 Division I GAMES:															
				76	N	Utah	48 73	272	A	Long Beach St.	40 56				
				259	H	Cal St. Fullerton	70 55	184	A	UC Irvine	70 68				
				88	A	UC Davis	46 72	317	H	Cal Poly	70 52				
				184	H	UC Irvine	48 53	147	H	UC Riverside	55 60				
				272	H	Long Beach St.	63 49	296	A	UC Santa Barbara	47 35				
				296	H	UC Santa Barbara	72 49	317	A	Cal Poly	71 54				

Non-Div I Games: Hawaii Pacific 66 51

Hawaii

Loss, Non-Conf, S Site, H Home A Away N Neutral

High Point

Through Games Of March 6, 2019

Average RPI Win:	268	WON-LOST	WINNING	LAST 10	STRENGTH OF	OPP. STRENGTH	TEAM	ADJ.	CONF.	ADJ CONF.
Average RPI Loss:	89	RECORD	PCT. RANK	GAMES	SCHEDULE	OF SCHEDULE	RPI	RPI	RPI	RPI
DIV. I ONLY	19- 7	54	1- 0	241	293	109	109	27	27	
DIV. I NON-CONF.	5- 4	139	0- 0	129	213	108	108	29	29	
TOTALS	RPI 1-25	RPI 26-50	W-L RECORDS	RPI 51-100	RPI 101-150	RPI 150+				
19- 7	0- 1	0- 0	OVERALL	1- 4	0- 1	18- 1				
12- 1	0- 0	0- 0	HOME	1- 1	0- 0	11- 0				
7- 6	0- 1	0- 0	AWAY	0- 3	0- 1	7- 1				
0- 0	0- 0	0- 0	NEUTRAL	0- 0	0- 0	0- 0				
5- 4	0- 1	0- 0	NON-CONFERENCE	1- 2	0- 1	4- 0				
4- 0	0- 0	0- 0	HOME	1- 0	0- 0	3- 0				
1- 4	0- 1	0- 0	AWAY	0- 2	0- 1	1- 0				
0- 0	0- 0	0- 0	NEUTRAL	0- 0	0- 0	0- 0				
14- 3	0- 0	0- 0	CONFERENCE	0- 2	0- 0	14- 1				
8- 1	0- 0	0- 0	HOME	0- 1	0- 0	8- 0				
6- 2	0- 0	0- 0	AWAY	0- 1	0- 0	6- 1				
0- 0	0- 0	0- 0	NEUTRAL	0- 0	0- 0	0- 0				

RPI S	Opponent	Score	RPI S	Opponent	Score	RPI S	Opponent	Score	RPI S	Opponent	Score	Team's RPI: 109
20	A Kentucky	49 71				52	A Miami (OH)	55 68	149	A Davidson	62 71	
						55	A Clemson	64 83	183	A UNC Asheville	56 67	
						80	H American	66 61	183	H UNC Asheville	82 81	
						81	A Radford	58 80	197	A Hampton	104 98	
						81	H Radford	79 84	197	H Hampton	82 73	
									209	H Campbell	65 60	
									230	A ETSU	73 65	
									248	A Gardner-Webb	78 61	
									248	H Gardner-Webb	78 70	
									289	H Norfolk St.	83 51	
									290	A Charleston So.	69 62	
									290	H Charleston So.	71 64	
									298	H Winthrop	56 54	
									307	H UNC Greensboro	82 75	
									331	A Presbyterian	70 63	
									331	H Presbyterian	79 40	
									339	A Longwood	65 54	
									339	H Longwood	70 47	
									340	A USC Upstate	87 61	
									341	H N.C. Central	80 69	
LAST 12 Division I GAMES:												
183	H UNC Asheville	82 81	81	H Radford	79 84							
197	A Hampton	104 98	339	A Longwood	65 54							
339	H Longwood	70 47	197	H Hampton	82 73							
248	H Gardner-Webb	78 70	298	H Winthrop	56 54							
331	A Presbyterian	70 63	290	H Charleston So.	71 64							
290	A Charleston So.	69 62	209	H Campbell	65 60							

Non-Div I Games: Greensboro 102 50 Mars Hill 86 36

High Point

Loss, Non-Conf, S Site, H Home A Away N Neutral

Hofstra

Through Games Of March 6, 2019

Average RPI Win:	232	WON-LOST	WINNING	LAST 10	STRENGTH OF	OPP. STRENGTH	TEAM	ADJ.	CONF.	ADJ CONF.
Average RPI Loss:	136	RECORD	PCT. RANK	GAMES	SCHEDULE	OF SCHEDULE	RPI	RPI	RPI	RPI
DIV. I ONLY	8- 19	276	0- 1	105	195	227	227	10	10	
DIV. I NON-CONF.	5- 6	177	0- 0	204	335	200	200	10	10	
TOTALS	RPI 1-25	RPI 26-50	W-L RECORDS	RPI 51-100	RPI 101-150	RPI 150+				
8- 19	0- 0	0- 2	OVERALL	0- 3	2- 8	6- 6				
3- 9	0- 0	0- 1	HOME	0- 1	1- 3	2- 4				
4- 8	0- 0	0- 1	AWAY	0- 1	1- 4	3- 2				
1- 2	0- 0	0- 0	NEUTRAL	0- 1	0- 1	1- 0				
5- 6	0- 0	0- 0	NON-CONFERENCE	0- 1	0- 2	5- 3				
1- 2	0- 0	0- 0	HOME	0- 0	0- 0	1- 2				
3- 2	0- 0	0- 0	AWAY	0- 0	0- 1	3- 1				
1- 2	0- 0	0- 0	NEUTRAL	0- 1	0- 1	1- 0				
3- 13	0- 0	0- 2	CONFERENCE	0- 2	2- 6	1- 3				
2- 7	0- 0	0- 1	HOME	0- 1	1- 3	1- 2				
1- 6	0- 0	0- 1	AWAY	0- 1	1- 3	0- 1				
0- 0	0- 0	0- 0	NEUTRAL	0- 0	0- 0	0- 0				

RPI S	Opponent	Score	RPI S	Opponent	Score	RPI S	Opponent	Score	RPI S	Opponent	Score	Team's RPI: 227
32	A James Madison	54 77	77	N Wright St.	64 93	108	A Northeastern	63 62				
32	H James Madison	44 59	79	A Drexel	39 62	108	H Northeastern	78 61				
			79	H Drexel	49 61	111	A Towson	68 92				
						111	H Towson	56 68				
						119	A UNCW	54 89				
						119	H UNCW	51 61				
						124	N Marist	57 71				
						137	A Stony Brook	49 77				
						139	A Delaware	47 57				
						139	H Delaware	59 78				
						153	H William & Mary	55 60				
						189	A Holy Cross	66 72				
						190	N Stetson	53 50				
						192	H Sacred Heart	64 70				
						216	H Elon	64 77				
						247	H Columbia	63 65				
						261	A St. Bonaventure	67 59				
						267	A Siena	57 50				
						293	A Col. of Charleston	62 70				
						293	H Col. of Charleston	68 49				
						304	A UMBC	45 42				
						325	H Iona	74 49				
LAST 12 Division I GAMES:												
119	H UNCW	51 61	111	H Towson	56 68							
293	H Col. of Charleston	68 49	293	A Col. of Charleston	62 70							
108	A Northeastern	63 62	119	A UNCW	54 89							
139	A Delaware	47 57	108	H Northeastern	78 61							
79	A Drexel	39 62	79	H Drexel	49 61							
32	H James Madison	44 59	139	H Delaware	59 78							

Non-Div I Games: Wilmington (DE) 77 56

Hofstra

Loss, Non-Conf, S Site, H Home A Away N Neutral

Holy Cross

Through Games Of March 6, 2019

Average RPI Win:	242	WON-LOST	WINNING	LAST 10	STRENGTH OF	OPP. STRENGTH	TEAM	ADJ.	CONF.	ADJ CONF.
Average RPI Loss:	192	RECORD	PCT. RANK	GAMES	SCHEDULE	OF SCHEDULE	RPI	RPI	RPI	RPI
DIV. I ONLY	17- 12	125	0- 1	301	232	189	189	18	18	
DIV. I NON-CONF.	8- 3	72	0- 0	340	283	201	201	21	21	
TOTALS	RPI 1-25	RPI 26-50	W-L RECORDS	RPI 51-100	RPI 101-150	RPI 150+				
17- 12	0- 0	1- 1	OVERALL	0- 2	0- 3	16- 6				
11- 4	0- 0	1- 0	HOME	0- 1	0- 1	10- 2				
6- 8	0- 0	0- 1	AWAY	0- 1	0- 2	6- 4				
0- 0	0- 0	0- 0	NEUTRAL	0- 0	0- 0	0- 0				
8- 3	0- 0	0- 0	NON-CONFERENCE	0- 0	0- 1	8- 2				
5- 1	0- 0	0- 0	HOME	0- 0	0- 0	5- 1				
3- 2	0- 0	0- 0	AWAY	0- 0	0- 1	3- 1				
0- 0	0- 0	0- 0	NEUTRAL	0- 0	0- 0	0- 0				
9- 9	0- 0	1- 1	CONFERENCE	0- 2	0- 2	8- 4				
6- 3	0- 0	1- 0	HOME	0- 1	0- 1	5- 1				
3- 6	0- 0	0- 1	AWAY	0- 1	0- 1	3- 3				
0- 0	0- 0	0- 0	NEUTRAL	0- 0	0- 0	0- 0				

RPI S	Opponent	Score	RPI S	Opponent	Score	RPI S	Opponent	Score	RPI S	Opponent	Score	Team's RPI: 189
42	A Bucknell	71 75	42	H Bucknell	61 60	80	A American	58 70	128	A Boston College	63 89	
42	H Bucknell	61 60	80	H American	44 71	130	A Lehigh	55 64	130	H Lehigh	74 79	
						170	A Boston U.	64 61	170	H Boston U.	75 69	
						172	H Rider	71 61	227	H Hofstra	72 66	
						242	A Albany (NY)	56 50	249	A Colgate	80 67	
						249	H Colgate	67 70	250	A Navy	47 54	
						250	H Navy	47 44	258	H Rhode Island	73 65	
						274	H Manhattan	61 53	276	A Loyola Maryland	58 48	
						276	H Loyola Maryland	78 60	277	A Vermont	65 40	
						278	A Army West Point	53 60	278	H Army West Point	58 39	
						287	H Brown	85 89	297	A Bryant	81 62	
						315	A New Hampshire	62 74	320	H UMass Lowell	63 54	
						330	A Lafayette	63 73	330	H Lafayette	56 53	
						330	H Lafayette	56 53				
LAST 12 Division I GAMES:												
130	H Lehigh	74 79	250	H Navy	47 44							
249	A Colgate	80 67	276	A Loyola Maryland	58 48							
80	H American	44 71	330	H Lafayette	56 53							
42	H Bucknell	61 60	80	A American	58 70							
278	A Army West Point	53 60	42	A Bucknell	71 75							
170	A Boston U.	64 61	278	H Army West Point	58 39							

Non-Div I Games:

Holy Cross

Loss, Non-Conf, S Site, H Home A Away N Neutral

Average RPI Win:	199	WON-LOST	WINNING	LAST 10	STRENGTH OF	OPP. STRENGTH	TEAM	ADJ.	CONF.	ADJ CONF.
Average RPI Loss:	67	RECORD	PCT. RANK	GAMES	SCHEDULE	OF SCHEDULE	RPI	RPI	RPI	RPI
DIV. I ONLY	15- 14	165	0- 1	54	86	98	98	9	9	
DIV. I NON-CONF.	6- 7	172	0- 0	71	109	110	110	8	8	
TOTALS	RPI 1-25	RPI 26-50	W-L RECORDS	RPI 51-100	RPI 101-150	RPI 150+				
15- 14	0- 5	0- 2	OVERALL	1- 3	1- 2	13- 2				
6- 7	0- 3	0- 1	HOME	1- 1	0- 2	5- 0				
9- 7	0- 2	0- 1	AWAY	0- 2	1- 0	8- 2				
0- 0	0- 0	0- 0	NEUTRAL	0- 0	0- 0	0- 0				
6- 7	0- 1	0- 2	NON-CONFERENCE	1- 2	0- 1	5- 1				
1- 4	0- 1	0- 1	HOME	1- 1	0- 1	0- 0				
5- 3	0- 0	0- 1	AWAY	0- 1	0- 0	5- 1				
0- 0	0- 0	0- 0	NEUTRAL	0- 0	0- 0	0- 0				
9- 7	0- 4	0- 0	CONFERENCE	0- 1	1- 1	8- 1				
5- 3	0- 2	0- 0	HOME	0- 0	0- 1	5- 0				
4- 4	0- 2	0- 0	AWAY	0- 1	1- 0	3- 1				
0- 0	0- 0	0- 0	NEUTRAL	0- 0	0- 0	0- 0				

RPI 1-25				RPI 26-50				RPI 51-100 Team's RPI: 98				RPI 101+			
RPI	S	Opponent	Score	RPI	S	Opponent	Score	RPI	S	Opponent	Score	RPI	S	Opponent	Score
6	A	UConn	61 83	39	A	California	79 80	54	H	Georgia Tech	95 89	127	A	South Fla.	54 52
6	H	UConn	61 81	50	H	New Mexico	84 89	58	A	FGCU	71 76	127	H	South Fla.	49 59
15	A	UCF	56 58					72	A	Cincinnati	57 68	128	H	Boston College	57 64
15	H	UCF	50 59					78	H	UT Arlington	61 65	155	A	Temple	65 76
17	H	Texas A&M	52 68									155	H	Temple	78 65
												165	H	Tulane	83 82
												166	H	Tulsa	76 44
												168	A	Louisiana Tech	88 100
												186	A	Southern Miss.	61 44
												206	H	East Carolina	63 52
												214	A	SMU	72 61
												214	H	SMU	69 68
												223	A	George Mason	66 56
												230	A	ETSU	84 77
												232	A	Memphis	59 57
												247	A	Columbia	83 72
												251	A	Wichita St.	66 58
												310	A	Incarinate Word	79 60
LAST 12 Division I GAMES:															
15	H	UCF	50 59	127	A	South Fla.	54 52								
6	A	UConn	61 83	155	A	Temple	65 76								
127	H	South Fla.	49 59	214	H	SMU	69 68								
232	A	Memphis	59 57	15	A	UCF	56 58								
165	H	Tulane	83 82	166	H	Tulsa	76 44								
206	H	East Carolina	63 52	72	A	Cincinnati	57 68								

Non-Div I Games:

Houston

Houston Baptist

Through Games Of March 6, 2019

































































Average RPI Win:	302	WON-LOST	WINNING	LAST 10	STRENGTH OF	OPP. STRENGTH	TEAM	ADJ.	CONF.	ADJ CONF.
Average RPI Loss:	193	RECORD	PCT. RANK	GAMES	SCHEDULE	OF SCHEDULE	RPI	RPI	RPI	RPI
DIV. I ONLY	4- 19	330	0- 0	299	276	334	334	25	25	
DIV. I NON-CONF.	1- 5	311	0- 0	295	168	337	337	23	23	
TOTALS	RPI 1-25	RPI 26-50	W-L RECORDS	RPI 51-100	RPI 101-150	RPI 150+				
4- 19	0- 0	0- 2	OVERALL	0- 1	0- 3	4- 13				
3- 8	0- 0	0- 1	HOME	0- 0	0- 1	3- 6				
1- 11	0- 0	0- 1	AWAY	0- 1	0- 2	1- 7				
0- 0	0- 0	0- 0	NEUTRAL	0- 0	0- 0	0- 0				
1- 5	0- 0	0- 0	NON-CONFERENCE	0- 0	0- 2	1- 3				
1- 1	0- 0	0- 0	HOME	0- 0	0- 0	1- 1				
0- 4	0- 0	0- 0	AWAY	0- 0	0- 2	0- 2				
0- 0	0- 0	0- 0	NEUTRAL	0- 0	0- 0	0- 0				
3- 14	0- 0	0- 2	CONFERENCE	0- 1	0- 1	3- 10				
2- 7	0- 0	0- 1	HOME	0- 0	0- 1	2- 5				
1- 7	0- 0	0- 1	AWAY	0- 1	0- 0	1- 5				
0- 0	0- 0	0- 0	NEUTRAL	0- 0	0- 0	0- 0				

RPI 1-25			RPI 26-50			RPI 51-100			RPI 101+ Team's RPI: 334		
RPI	S	Opponent	Score	RPI	S	Opponent	Score	RPI	S	Opponent	Score
				48	A	Lamar University	50 63	66	A	SFA	53 65
				48	H	Lamar University	49 97				
								131	A	Oklahoma St.	44 77
								140	H	Abilene Christian	62 72
								144	A	Texas Tech	76 82
								162	A	Nicholls St.	54 77
								162	H	Nicholls St.	55 58
								169	H	Oral Roberts	56 74
								174	A	Sam Houston St.	64 83
								174	H	Sam Houston St.	63 74
								179	A	North Texas	75 100
								251	A	Wichita St.	50 68
								255	H	A&M-Corpus Christi	56 70
								280	H	Central Ark.	58 77
								286	H	New Orleans	83 74
								302	H	La.-Monroe	68 60
								310	A	Incarnate Word	67 52
								310	H	Incarnate Word	60 59
								318	A	McNeese	71 81
								318	H	McNeese	67 72
								319	A	Northwestern St.	46 63
								321	A	Southeastern La.	65 73
LAST 12 Division I GAMES:											
310	A	Incarnate Word	67 52	280	H	Central Ark.	58 77				
318	H	McNeese	67 72	66	A	SFA	53 65				
48	H	Lamar University	49 97	255	H	A&M-Corpus Christi	56 70				
174	A	Sam Houston St.	64 83	310	H	Incarnate Word	60 59				
319	A	Northwestern St.	46 63	318	A	McNeese	71 81				
162	H	Nicholls St.	55 58	321	A	Southeastern La.	65 73				

Non-Div I Games: Howard Payne 93 60 Tex. A&M Int'l 81 48 McMurry 92 41 Southwest (NM) 100 57
Houston Baptist





Loss, Non-Conf, S Site, H Home A Away N Neutral

Average RPI Win: 301	WON-LOST	WINNING	LAST 10	STRENGTH OF	OPP. STRENGTH	TEAM	ADJ.	CONF.	ADJ CONF.
Average RPI Loss: 188	RECORD	PCT. RANK	GAMES	SCHEDULE	OF SCHEDULE	RPI	RPI	RPI	RPI
DIV. I ONLY	17- 11	116	1- 0	341	346	221	221	32	32
DIV. I NON-CONF.	7- 6	153	0- 0	296	299	196	196	32	32
TOTALS	RPI 1-25	RPI 26-50	W-L RECORDS	RPI 51-100	RPI 101-150	RPI 150+			
17- 11	0- 0	0- 1	OVERALL	0- 1	0- 1	17- 8			
8- 4	0- 0	0- 0	HOME	0- 0	0- 1	8- 3			
9- 7	0- 0	0- 1	AWAY	0- 1	0- 0	9- 5			
0- 0	0- 0	0- 0	NEUTRAL	0- 0	0- 0	0- 0			
7- 6	0- 0	0- 1	NON-CONFERENCE	0- 1	0- 1	7- 3			
2- 2	0- 0	0- 0	HOME	0- 0	0- 1	2- 1			
5- 4	0- 0	0- 1	AWAY	0- 1	0- 0	5- 2			
0- 0	0- 0	0- 0	NEUTRAL	0- 0	0- 0	0- 0			
10- 5	0- 0	0- 0	CONFERENCE	0- 0	0- 0	10- 5			
6- 2	0- 0	0- 0	HOME	0- 0	0- 0	6- 2			
4- 3	0- 0	0- 0	AWAY	0- 0	0- 0	4- 3			
0- 0	0- 0	0- 0	NEUTRAL	0- 0	0- 0	0- 0			

RPI S	Opponent	Score	RPI S	Opponent	Score	RPI S	Opponent	Score	RPI S	Opponent	Score	Team's RPI: 221
			38 	North Carolina	63 	72 	Cincinnati	51 	138 	Mercer	70 	
									153 	William & Mary	75 	
									195 	N.C. A&T	58 	
									208 	UMES	72 	
									208 	UMES	73 	
									209 	Campbell	69 64	
									222 	Bethune-Cookman	63 	
									222 	Bethune-Cookman	61 40	
									223 	George Mason	73 59	
									264 	Niagara	68 61	
									267 	Siena	81 	
									273 	Richmond	60 	
									283 	La Salle	57 54	
									289 	Norfolk St.	74 70	
									291 	South Carolina St.	63 	
									303 	Morgan St.	74 62	
									303 	Morgan St.	79 56	
									312 	Coppin St.	88 81	
									314 	FIU	89 62	
									329 	NJIT	77 57	
									337 	Delaware St.	78 62	
									341 	N.C. Central	80 70	
									343 	Fairleigh Dickinson	79 58	
									346 	Florida A&M	81 59	
									346 	Florida A&M	74 68	
									348 	Savannah St.	106 70	
LAST 12 Division I GAMES:												
			348 	Savannah St.	106 70	346 	Florida A&M	81 59				
			303 	Morgan St.	74 62	289 	Norfolk St.	74 70				
			312 	Coppin St.	88 81	208 	UMES	73 				
			341 	N.C. Central	80 70	337 	Delaware St.	78 62				
			195 	N.C. A&T	58 	291 	South Carolina St.	63 				
			222 	Bethune-Cookman	63 	303 	Morgan St.	79 56				

Non-Div I Games:

Howard

 Loss,
  Non-Conf, S Site,
  Home
  Away
 N Neutral

Average RPI Win: 239	WON-LOST	WINNING	LAST 10	STRENGTH OF	OPP. STRENGTH	TEAM	ADJ.	CONF.	ADJ CONF.
Average RPI Loss: 106	RECORD	PCT. RANK	GAMES	SCHEDULE	OF SCHEDULE	RPI	RPI	RPI	RPI
DIV. I ONLY	19- 10	91	1- 0	230	190	132	132	20	20
DIV. I NON-CONF.	5- 5	162	0- 0	88	107	102	102	18	18
TOTALS	RPI 1-25	RPI 26-50	W-L RECORDS	RPI 51-100	RPI 101-150	RPI 150+			
19- 10	0- 1	0- 1	OVERALL	2- 4	2- 1	15- 3			
9- 4	0- 0	0- 1	HOME	0- 3	2- 0	7- 0			
9- 6	0- 1	0- 0	AWAY	1- 1	0- 1	8- 3			
1- 0	0- 0	0- 0	NEUTRAL	1- 0	0- 0	0- 0			
5- 5	0- 1	0- 1	NON-CONFERENCE	1- 1	1- 0	3- 2			
1- 2	0- 0	0- 1	HOME	0- 1	1- 0	0- 0			
3- 3	0- 1	0- 0	AWAY	0- 0	0- 0	3- 2			
1- 0	0- 0	0- 0	NEUTRAL	1- 0	0- 0	0- 0			
14- 5	0- 0	0- 0	CONFERENCE	1- 3	1- 1	12- 1			
8- 2	0- 0	0- 0	HOME	0- 2	1- 0	7- 0			
6- 3	0- 0	0- 0	AWAY	1- 1	0- 1	5- 1			
0- 0	0- 0	0- 0	NEUTRAL	0- 0	0- 0	0- 0			

RPI 1-25				RPI 26-50				RPI 51-100				RPI 101+ Team's RPI: 132			
RPI	S	Opponent	Score	RPI	S	Opponent	Score	RPI	S	Opponent	Score	RPI	S	Opponent	Score
9	A	Iowa	58 72	31	H	Ohio	66 73	74	A	Green Bay	67 63	115	A	Youngstown St.	52 70
								74	H	Green Bay	43 45	115	H	Youngstown St.	64 44
								77	A	Wright St.	59 66	120	H	UT Martin	73 72
								77	H	Wright St.	75 78	159	A	Southern Ill.	73 78
								89	H	UNI	40 53	187	A	Wisconsin	64 65
								94	N	VCU	63 61	191	A	Milwaukee	67 66
												191	H	Milwaukee	76 55
												213	A	Indiana St.	64 59
												234	A	Ole Miss	66 58
												240	A	Northern Ky.	57 60
												240	H	Northern Ky.	60 44
												240	H	Northern Ky.	70 48
												281	A	Cleveland St.	75 50
												281	H	Cleveland St.	64 36
												306	A	UTSA	58 50
												308	A	Oakland	76 70
												308	H	Oakland	82 53
												333	A	Detroit Mercy	58 41
												333	H	Detroit Mercy	82 47
												338	A	UIC	73 44
												338	H	UIC	71 43
LAST 12 Division I GAMES:															
240	H	Northern Ky.	60 44	281	H	Cleveland St.	64 36	115	H	Youngstown St.	64 44				
191	H	Milwaukee	76 55	77	A	Wright St.	59 66	240	A	Northern Ky.	57 60				
74	H	Green Bay	43 45	74	A	Green Bay	67 63	191	A	Milwaukee	67 66				
338	A	UIC	73 44												
333	A	Detroit Mercy	58 41												
308	A	Oakland	76 70												

Non-Div I Games: Purdue Northwest 101 40

IUPUI

■ Loss,
 ■ Non-Conf, S Site,
 ■ Home
 ■ Away
 N Neutral

Average RPI Win:	202	WON-LOST	WINNING	LAST 10	STRENGTH OF	OPP. STRENGTH	TEAM	ADJ.	CONF.	ADJ CONF.
Average RPI Loss:	115	RECORD	PCT. RANK	GAMES	SCHEDULE	OF SCHEDULE	RPI	RPI	RPI	RPI
DIV. I ONLY	18- 9	84	1- 0	123	141	68	68	16	16	
DIV. I NON-CONF.	3- 6	241	0- 0	50	44	133	133	13	13	
TOTALS	RPI 1-25	RPI 26-50	W-L RECORDS	RPI 51-100	RPI 101-150	RPI 150+				
18- 9	0- 2	0- 1	OVERALL	0- 1	7- 2	11- 3				
9- 1	0- 0	0- 0	HOME	0- 0	3- 1	6- 0				
9- 7	0- 2	0- 0	AWAY	0- 1	4- 1	5- 3				
0- 1	0- 0	0- 1	NEUTRAL	0- 0	0- 0	0- 0				
3- 6	0- 2	0- 1	NON-CONFERENCE	0- 1	2- 0	1- 2				
2- 0	0- 0	0- 0	HOME	0- 0	1- 0	1- 0				
1- 5	0- 2	0- 0	AWAY	0- 1	1- 0	0- 2				
0- 1	0- 0	0- 1	NEUTRAL	0- 0	0- 0	0- 0				
15- 3	0- 0	0- 0	CONFERENCE	0- 0	5- 2	10- 1				
7- 1	0- 0	0- 0	HOME	0- 0	2- 1	5- 0				
8- 2	0- 0	0- 0	AWAY	0- 0	3- 1	5- 1				
0- 0	0- 0	0- 0	NEUTRAL	0- 0	0- 0	0- 0				

RPI 1-25				RPI 26-50				RPI 51-100 Team's RPI: 68				RPI 101+			
RPI	S	Opponent	Score	RPI	S	Opponent	Score	RPI	S	Opponent	Score	RPI	S	Opponent	Score
4	A	Stanford	71 115	47	N	Boise St.	85 91	64	A	Wyoming	61 64	107	A	Northern Colo.	72 77
13	A	Gonzaga	51 88									107	H	Northern Colo.	72 86
												111	A	Idaho St.	86 72
												133	A	Portland St.	81 68
												133	H	Portland St.	80 78
												135	H	CSUN	88 73
												141	A	Montana St.	82 66
												141	H	Montana St.	90 65
												144	A	Texas Tech	88 77
												180	A	Eastern Wash.	75 74
												180	H	Eastern Wash.	84 68
												188	A	Montana	79 82
												188	H	Montana	76 68
												236	A	Hawaii	61 69
												243	A	Northern Ariz.	86 69
												243	H	Northern Ariz.	90 72
												253	H	San Francisco	70 63
												256	A	Sacramento St.	69 65
												256	H	Sacramento St.	104 66
												272	A	Long Beach St.	63 70
												284	A	Southern Utah	82 70
												284	H	Southern Utah	77 49
												322	A	Weber St.	79 74
LAST 12 Division I GAMES:															
256	A	Sacramento St.	69 65	141	H	Montana St.	90 65								
133	A	Portland St.	81 68	188	H	Montana	76 68								
284	H	Southern Utah	77 49	284	A	Southern Utah	82 70								
243	H	Northern Ariz.	90 72	243	A	Northern Ariz.	86 69								
180	A	Eastern Wash.	75 74	133	H	Portland St.	80 78								
107	A	Northern Colo.	72 77	256	H	Sacramento St.	104 66								

Non-Div I Games:

Idaho

■ Loss,
 ■ Non-Conf, S Site,
 ■ Home
 ■ Away
 N Neutral

Average RPI Win:	224	WON-LOST	WINNING	LAST 10	STRENGTH OF	OPP. STRENGTH	TEAM	ADJ.	CONF.	ADJ CONF.
Average RPI Loss:	105	RECORD	PCT. RANK	GAMES	SCHEDULE	OF SCHEDULE	RPI	RPI	RPI	RPI
DIV. I ONLY	17- 9	94	0- 1	145	204	111	111	16	16	
DIV. I NON-CONF.	4- 4	162	0- 0	45	206	83	83	13	13	
TOTALS	RPI 1-25	RPI 26-50	W-L RECORDS	RPI 51-100	RPI 101-150	RPI 150+				
17- 9	0- 1	0- 0	OVERALL	0- 4	5- 2	12- 2				
9- 3	0- 0	0- 0	HOME	0- 1	3- 1	6- 1				
7- 5	0- 1	0- 0	AWAY	0- 2	2- 1	5- 1				
1- 1	0- 0	0- 0	NEUTRAL	0- 1	0- 0	1- 0				
4- 4	0- 1	0- 0	NON-CONFERENCE	0- 3	1- 0	3- 0				
2- 0	0- 0	0- 0	HOME	0- 0	1- 0	1- 0				
1- 3	0- 1	0- 0	AWAY	0- 2	0- 0	1- 0				
1- 1	0- 0	0- 0	NEUTRAL	0- 1	0- 0	1- 0				
13- 5	0- 0	0- 0	CONFERENCE	0- 1	4- 2	9- 2				
7- 3	0- 0	0- 0	HOME	0- 1	2- 1	5- 1				
6- 2	0- 0	0- 0	AWAY	0- 0	2- 1	4- 1				
0- 0	0- 0	0- 0	NEUTRAL	0- 0	0- 0	0- 0				

RPI 1-25				RPI 26-50				RPI 51-100				RPI 101+ Team's RPI: 111			
RPI	S	Opponent	Score	RPI	S	Opponent	Score	RPI	S	Opponent	Score	RPI	S	Opponent	Score
13	A	Gonzaga	51 70					54	N	Georgia Tech	51 74	105	H	Pepperdine	65 63
								68	H	Idaho	72 86	107	A	Northern Colo.	56 60
								76	A	Utah	60 74	107	H	Northern Colo.	59 61
								91	A	Arizona	46 71	133	A	Portland St.	58 57
												133	H	Portland St.	72 54
												141	A	Montana St.	62 49
												141	H	Montana St.	61 43
												180	H	Eastern Wash.	63 48
												188	A	Montana	59 60
												188	H	Montana	50 34
												231	A	California Baptist	72 57
												243	A	Northern Ariz.	80 69
												243	H	Northern Ariz.	77 81
												256	A	Sacramento St.	56 42
												256	H	Sacramento St.	73 43
												279	H	Utah Valley	80 68
												284	A	Southern Utah	69 57
												284	H	Southern Utah	80 47
												309	N	Kennesaw St.	60 49
												322	A	Weber St.	70 57
												322	H	Weber St.	84 57
LAST 12 Division I GAMES:															
107	H	Northern Colo.	59 61	243	H	Northern Ariz.	77 81								
322	H	Weber St.	84 57	133	A	Portland St.	58 57								
133	H	Portland St.	72 54	256	A	Sacramento St.	56 42								
188	A	Montana	59 60	141	H	Montana St.	61 43								
141	A	Montana St.	62 49	188	H	Montana	50 34								
284	H	Southern Utah	80 47	107	A	Northern Colo.	56 60								

Non-Div I Games: Benedictine Mesa 88 51

Idaho St.

■ Loss,
 ■ Non-Conf, S Site,
 ■ Home
 ■ Away
 N Neutral

Illinois

Through Games Of March 6, 2019

Average RPI Win:	239	WON-LOST	WINNING	LAST 10	STRENGTH OF	OPP. STRENGTH	TEAM	ADJ.	CONF.	ADJ CONF.
Average RPI Loss:	78	RECORD	PCT. RANK	GAMES	SCHEDULE	OF SCHEDULE	RPI	RPI	RPI	RPI
DIV. I ONLY	10- 20	261	0- 1	101	76	217	217	4	4	
DIV. I NON-CONF.	8- 3	72	0- 0	303	260	184	184	6	6	
TOTALS	RPI 1-25	RPI 26-50	W-L RECORDS	RPI 51-100	RPI 101-150	RPI 150+				
10- 20	0- 5	0- 4	OVERALL	1- 5	0- 4	9- 2				
8- 9	0- 3	0- 3	HOME	0- 1	0- 2	8- 0				
2- 9	0- 2	0- 1	AWAY	1- 3	0- 2	1- 1				
0- 2	0- 0	0- 0	NEUTRAL	0- 1	0- 0	0- 1				
8- 3	0- 0	0- 1	NON-CONFERENCE	0- 1	0- 0	8- 1				
7- 1	0- 0	0- 1	HOME	0- 0	0- 0	7- 0				
1- 1	0- 0	0- 0	AWAY	0- 1	0- 0	1- 0				
0- 1	0- 0	0- 0	NEUTRAL	0- 0	0- 0	0- 1				
2- 17	0- 5	0- 3	CONFERENCE	1- 4	0- 4	1- 1				
1- 8	0- 3	0- 2	HOME	0- 1	0- 2	1- 0				
1- 8	0- 2	0- 1	AWAY	1- 2	0- 2	0- 1				
0- 1	0- 0	0- 0	NEUTRAL	0- 1	0- 0	0- 0				

RPI	S	Opponent	Score	RPI	S	Opponent	Score	RPI	S	Opponent	Score	RPI	S	Opponent	Score	Team's RPI: 217
9	A	Iowa	66 88	28	H	Missouri	45 67	55	A	Clemson	67 69	106	A	Northwestern	45 68	
9	H	Iowa	75 94	40	A	Michigan St.	60 77	83	H	Nebraska	67 77	106	H	Northwestern	56 64	
14	A	Maryland	62 71	45	H	Michigan	56 70	84	A	Ohio St.	70 78	142	A	Penn St.	48 62	
14	H	Maryland	66 80	49	H	Indiana	83 85	87	A	Purdue	50 72	142	H	Penn St.	65 76	
25	H	Rutgers	60 71					87	N	Purdue	60 72	187	A	Wisconsin	67 75	
								97	A	Minnesota	66 62	187	H	Wisconsin	78 68	
												213	H	Indiana St.	75 57	
												219	H	Eastern Mich.	72 66	
												237	H	SIUE	74 57	
												247	H	Columbia	76 69	
												256	N	Sacramento St.	107 109	
												260	H	Murray St.	84 52	
												300	H	Alabama A&M	88 60	
												311	H	Valparaiso	73 54	
												317	A	Cal Poly	74 51	
LAST 12 Division I GAMES:																
87	N	Purdue	60 72	187	H	Wisconsin	78 68									
14	A	Maryland	62 71	87	A	Purdue	50 72									
142	H	Penn St.	65 76	14	H	Maryland	66 80									
187	A	Wisconsin	67 75	84	A	Ohio St.	70 78									
45	H	Michigan	56 70	106	H	Northwestern	56 64									
9	A	Iowa	66 88	40	A	Michigan St.	60 77									

Non-Div I Games:

Illinois

Loss, Non-Conf, S Site, H Home A Away N Neutral

Average RPI Win:	229	WON-LOST	WINNING	LAST 10	STRENGTH OF	OPP. STRENGTH	TEAM	ADJ.	CONF.	ADJ CONF.
Average RPI Loss:	165	RECORD	PCT. RANK	GAMES	SCHEDULE	OF SCHEDULE	RPI	RPI	RPI	RPI
DIV. I ONLY	16- 10	112	1- 0	267	216	160	160	13	13	
DIV. I NON-CONF.	6- 4	125	0- 0	304	292	174	174	15	15	
TOTALS	RPI 1-25	RPI 26-50	W-L RECORDS	RPI 51-100	RPI 101-150	RPI 150+				
16- 10	0- 1	0- 0	OVERALL	2- 2	0- 0	14- 7				
10- 3	0- 1	0- 0	HOME	1- 1	0- 0	9- 1				
6- 7	0- 0	0- 0	AWAY	1- 1	0- 0	5- 6				
0- 0	0- 0	0- 0	NEUTRAL	0- 0	0- 0	0- 0				
6- 4	0- 0	0- 0	NON-CONFERENCE	0- 1	0- 0	6- 3				
4- 0	0- 0	0- 0	HOME	0- 0	0- 0	4- 0				
2- 4	0- 0	0- 0	AWAY	0- 1	0- 0	2- 3				
0- 0	0- 0	0- 0	NEUTRAL	0- 0	0- 0	0- 0				
10- 6	0- 1	0- 0	CONFERENCE	2- 1	0- 0	8- 4				
6- 3	0- 1	0- 0	HOME	1- 1	0- 0	5- 1				
4- 3	0- 0	0- 0	AWAY	1- 0	0- 0	3- 3				
0- 0	0- 0	0- 0	NEUTRAL	0- 0	0- 0	0- 0				

RPI	S	Opponent	Score	RPI	S	Opponent	Score	RPI	S	Opponent	Score	RPI	S	Opponent	Score	Team's RPI: 160
22	H	Drake	64 82					59	A	Butler	56 58	157	A	Bradley	65 75	
								65	A	Missouri St.	60 56	157	H	Bradley	68 79	
								65	H	Missouri St.	47 59	159	A	Southern Ill.	68 66	
								89	H	UNI	66 64	159	H	Southern Ill.	60 52	
												178	H	Saint Louis	72 67	
												213	A	Indiana St.	44 59	
												213	H	Indiana St.	78 70	
												219	A	Eastern Mich.	41 50	
												235	A	UMKC	62 55	
												237	A	SIUE	61 68	
												240	A	Northern Ky.	58 53	
												241	H	North Dakota	67 55	
												244	A	Loyola Chicago	59 62	
												244	H	Loyola Chicago	65 52	
												257	H	Austin Peay	61 49	
												281	A	Cleveland St.	63 67	
												308	H	Oakland	62 56	
												311	A	Valparaiso	70 67	
												311	H	Valparaiso	74 53	
												328	A	Evansville	72 61	
												328	H	Evansville	82 59	
LAST 12 Division I GAMES:																
311	H	Valparaiso	74 53	328	H	Evansville	82 59									
244	H	Loyola Chicago	65 52	311	A	Valparaiso	70 67									
157	A	Bradley	65 75	244	A	Loyola Chicago	59 62									
159	A	Southern Ill.	68 66	157	H	Bradley	68 79									
65	A	Missouri St.	60 56	65	H	Missouri St.	47 59									
213	H	Indiana St.	78 70	159	H	Southern Ill.	60 52									

Non-Div I Games: Maryville (MO) 61 52

Illinois St.

Average RPI Win:	300	WON-LOST	WINNING	LAST 10	STRENGTH OF	OPP. STRENGTH	TEAM	ADJ.	CONF.	ADJ CONF.
Average RPI Loss:	163	RECORD	PCT. RANK	GAMES	SCHEDULE	OF SCHEDULE	RPI	RPI	RPI	RPI
DIV. I ONLY	5- 23	327	0- 1	176	262	310	310	25	25	
DIV. I NON-CONF.	0- 11	336	0- 0	81	164	304	304	23	23	
TOTALS	RPI 1-25	RPI 26-50	W-L RECORDS	RPI 51-100	RPI 101-150	RPI 150+				
5- 23	0- 1	0- 4	OVERALL	0- 6	0- 1	5- 11				
4- 9	0- 0	0- 2	HOME	0- 3	0- 1	4- 3				
1- 14	0- 1	0- 2	AWAY	0- 3	0- 0	1- 8				
0- 0	0- 0	0- 0	NEUTRAL	0- 0	0- 0	0- 0				
0- 11	0- 1	0- 2	NON-CONFERENCE	0- 4	0- 0	0- 4				
0- 4	0- 0	0- 1	HOME	0- 2	0- 0	0- 1				
0- 7	0- 1	0- 1	AWAY	0- 2	0- 0	0- 3				
0- 0	0- 0	0- 0	NEUTRAL	0- 0	0- 0	0- 0				
5- 12	0- 0	0- 2	CONFERENCE	0- 2	0- 1	5- 7				
4- 5	0- 0	0- 1	HOME	0- 1	0- 1	4- 2				
1- 7	0- 0	0- 1	AWAY	0- 1	0- 0	1- 5				
0- 0	0- 0	0- 0	NEUTRAL	0- 0	0- 0	0- 0				

RPI 1-25				RPI 26-50				RPI 51-100				RPI 101+				Team's RPI: 310
RPI	S	Opponent	Score	RPI	S	Opponent	Score	RPI	S	Opponent	Score	RPI	S	Opponent	Score	
21	A	Arizona St.	43 81	30	H	Rice	63 74	66	A	SFA	48 65	140	H	Abilene Christian	50 71	
				37	A	South Dakota	43 96	66	H	SFA	56 66	162	A	Nicholls St.	62 86	
				48	A	Lamar University	53 79	78	H	UT Arlington	49 97	174	H	Sam Houston St.	56 76	
				48	H	Lamar University	51 77	91	A	Arizona	42 84	203	A	Massachusetts	59 71	
								97	A	Minnesota	39 75	233	A	San Diego St.	38 81	
								98	H	Houston	60 79	255	A	A&M-Corpus Christi	49 57	
												255	H	A&M-Corpus Christi	77 72	
												280	A	Central Ark.	43 74	
												286	A	New Orleans	55 58	
												286	H	New Orleans	81 69	
												318	A	McNeese	68 66	
												319	H	Northwestern St.	100 91	
												321	H	Southeastern La.	76 69	
												322	H	Weber St.	64 72	
												334	A	Houston Baptist	59 60	
												334	H	Houston Baptist	52 67	
												336	A	Grand Canyon	63 74	
LAST 12 Division I GAMES:																
334	H	Houston Baptist	52 67	321	H	Southeastern La.	76 69									
255	H	A&M-Corpus Christi	77 72	255	A	A&M-Corpus Christi	49 57									
319	H	Northwestern St.	100 91	286	A	New Orleans	55 58									
66	A	SFA	48 65	334	A	Houston Baptist	59 60									
48	A	Lamar University	53 79	286	H	New Orleans	81 69									
140	H	Abilene Christian	50 71	48	H	Lamar University	51 77									

Non-Div I Games:

Incarnate Word

Indiana

Through Games Of March 6, 2019

Average RPI Win:	123	WON-LOST	WINNING	LAST 10	STRENGTH OF	OPP. STRENGTH	TEAM	ADJ.	CONF.	ADJ CONF.
Average RPI Loss:	77	RECORD	PCT. RANK	GAMES	SCHEDULE	OF SCHEDULE	RPI	RPI	RPI	RPI
DIV. I ONLY	19- 11	97	1- 0	46	54	49	49	4	4	
DIV. I NON-CONF.	11- 1	13	0- 0	121	69	22	22	6	6	
TOTALS	RPI 1-25	RPI 26-50	W-L RECORDS	RPI 51-100	RPI 101-150	RPI 150+				
19- 11	1- 3	4- 2	OVERALL	5- 3	3- 2	6- 1				
11- 4	1- 2	2- 0	HOME	3- 1	2- 1	3- 0				
6- 6	0- 1	1- 2	AWAY	1- 2	1- 1	3- 0				
2- 1	0- 0	1- 0	NEUTRAL	1- 0	0- 0	0- 1				
11- 1	0- 0	2- 0	NON-CONFERENCE	3- 0	2- 0	4- 1				
6- 0	0- 0	0- 0	HOME	2- 0	1- 0	3- 0				
3- 0	0- 0	1- 0	AWAY	0- 0	1- 0	1- 0				
2- 1	0- 0	1- 0	NEUTRAL	1- 0	0- 0	0- 1				
8- 10	1- 3	2- 2	CONFERENCE	2- 3	1- 2	2- 0				
5- 4	1- 2	2- 0	HOME	1- 1	1- 1	0- 0				
3- 6	0- 1	0- 2	AWAY	1- 2	0- 1	2- 0				
0- 0	0- 0	0- 0	NEUTRAL	0- 0	0- 0	0- 0				

RPI	S	Opponent	Score	RPI	S	Opponent	Score	Team's RPI: 49	RPI	S	Opponent	Score	RPI	S	Opponent	Score
9	H	Iowa	75 73	33	A	UCLA	67 65		59	H	Butler	66 46	106	A	Northwestern	49 69
14	H	Maryland	56 76	37	N	South Dakota	68 60		65	H	Missouri St.	98 74	106	H	Northwestern	69 75
25	A	Rutgers	64 69	40	A	Michigan St.	61 77		83	A	Nebraska	82 78	125	H	Northern Ill.	91 73
25	H	Rutgers	61 69	40	H	Michigan St.	68 64		84	A	Ohio St.	50 55	142	H	Penn St.	83 75
				45	A	Michigan	58 67		87	A	Purdue	53 56	146	A	Wake Forest	87 73
				45	H	Michigan	70 60		87	H	Purdue	73 51	187	A	Wisconsin	75 68
									97	H	Minnesota	61 65	191	H	Milwaukee	68 66
									99	N	Loyola Marymount	67 43	210	H	Florida	83 64
													217	A	Illinois	85 83
													218	N	Grambling	62 65
													252	H	North Florida	75 52
													308	A	Oakland	59 32
LAST 12 Division I GAMES:																
87	H	Purdue	73 51	97	H	Minnesota	61 65									
106	A	Northwestern	49 69	83	A	Nebraska	82 78									
9	H	Iowa	75 73	25	A	Rutgers	64 69									
25	H	Rutgers	61 69	14	H	Maryland	56 76									
45	A	Michigan	58 67	45	H	Michigan	70 60									
40	A	Michigan St.	61 77	87	A	Purdue	53 56									

Non-Div I Games:

Indiana

■ Loss,
■ Non-Conf,
■ S Site,
■ H Home
■ A Away
N Neutral

Average RPI Win:	256	WON-LOST	WINNING	LAST 10	STRENGTH OF	OPP. STRENGTH	TEAM	ADJ.	CONF.	ADJ CONF.
Average RPI Loss:	154	RECORD	PCT. RANK	GAMES	SCHEDULE	OF SCHEDULE	RPI	RPI	RPI	RPI
DIV. I ONLY	10- 16	239	0- 1	199	242	213	213	13	13	
DIV. I NON-CONF.	5- 5	162	0- 0	275	324	195	195	15	15	
TOTALS	RPI 1-25	RPI 26-50	W-L RECORDS	RPI 51-100	RPI 101-150	RPI 150+				
10- 16	0- 2	0- 0	OVERALL	0- 4	0- 1	10- 9				
3- 6	0- 1	0- 0	HOME	0- 1	0- 1	3- 3				
7- 9	0- 1	0- 0	AWAY	0- 3	0- 0	7- 5				
0- 1	0- 0	0- 0	NEUTRAL	0- 0	0- 0	0- 1				
5- 5	0- 0	0- 0	NON-CONFERENCE	0- 1	0- 1	5- 3				
1- 1	0- 0	0- 0	HOME	0- 0	0- 1	1- 0				
4- 3	0- 0	0- 0	AWAY	0- 1	0- 0	4- 2				
0- 1	0- 0	0- 0	NEUTRAL	0- 0	0- 0	0- 1				
5- 11	0- 2	0- 0	CONFERENCE	0- 3	0- 0	5- 6				
2- 5	0- 1	0- 0	HOME	0- 1	0- 0	2- 3				
3- 6	0- 1	0- 0	AWAY	0- 2	0- 0	3- 3				
0- 0	0- 0	0- 0	NEUTRAL	0- 0	0- 0	0- 0				

RPI 1-25				RPI 26-50				RPI 51-100				RPI 101+ Team's RPI: 213			
RPI	S	Opponent	Score	RPI	S	Opponent	Score	RPI	S	Opponent	Score	RPI	S	Opponent	Score
22	A	Drake	77 96					59	A	Butler	49 72	132	H	IUPUI	59 64
22	H	Drake	68 70					65	A	Missouri St.	58 71	157	A	Bradley	80 81
								89	A	UNI	63 71	157	H	Bradley	45 61
								89	H	UNI	51 71	159	A	Southern Ill.	61 58
												160	A	Illinois St.	70 78
												160	H	Illinois St.	59 44
												178	A	Saint Louis	60 56
												184	N	UC Irvine	61 77
												199	A	Marshall	62 53
												217	A	Illinois	57 75
												239	A	Southeast Mo. St.	62 51
												244	A	Loyola Chicago	54 56
												244	H	Loyola Chicago	36 44
												292	A	Eastern Ill.	39 63
												311	A	Valparaiso	86 82
												311	H	Valparaiso	67 59
												328	A	Evansville	76 69
												328	H	Evansville	56 59
												336	A	Grand Canyon	88 81
												338	H	UIC	60 53
LAST 12 Division I GAMES:															
328	H	Evansville	56 59	157	A	Bradley	80 81								
22	A	Drake	77 96	328	A	Evansville	76 69								
89	A	UNI	63 71	89	H	UNI	51 71								
311	H	Valparaiso	67 59	22	H	Drake	68 70								
244	H	Loyola Chicago	36 44	244	A	Loyola Chicago	54 56								
160	A	Illinois St.	70 78	311	A	Valparaiso	86 82								

Non-Div I Games: Davenport 79 43

Indiana St.

Loss, Non-Conf, S Site, H Home A Away N Neutral

Average RPI Win:	282	WON-LOST	WINNING	LAST 10	STRENGTH OF	OPP. STRENGTH	TEAM	ADJ.	CONF.	ADJ CONF.
Average RPI Loss:	184	RECORD	PCT. RANK	GAMES	SCHEDULE	OF SCHEDULE	RPI	RPI	RPI	RPI
DIV. I ONLY	4- 25	340	1- 0	212	250	325	325	26	26	
DIV. I NON-CONF.	1- 10	329	0- 0	56	96	279	279	27	27	
TOTALS	RPI 1-25	RPI 26-50	W-L RECORDS	RPI 51-100	RPI 101-150	RPI 150+				
4- 25	0- 0	0- 3	OVERALL	0- 2	0- 4	4- 16				
2- 13	0- 0	0- 2	HOME	0- 1	0- 3	2- 7				
2- 12	0- 0	0- 1	AWAY	0- 1	0- 1	2- 9				
0- 0	0- 0	0- 0	NEUTRAL	0- 0	0- 0	0- 0				
1- 10	0- 0	0- 2	NON-CONFERENCE	0- 2	0- 3	1- 3				
1- 5	0- 0	0- 1	HOME	0- 1	0- 3	1- 0				
0- 5	0- 0	0- 1	AWAY	0- 1	0- 0	0- 3				
0- 0	0- 0	0- 0	NEUTRAL	0- 0	0- 0	0- 0				
3- 15	0- 0	0- 1	CONFERENCE	0- 0	0- 1	3- 13				
1- 8	0- 0	0- 1	HOME	0- 0	0- 0	1- 7				
2- 7	0- 0	0- 0	AWAY	0- 0	0- 1	2- 6				
0- 0	0- 0	0- 0	NEUTRAL	0- 0	0- 0	0- 0				

RPI S	Opponent	Score	RPI S	Opponent	Score	RPI S	Opponent	Score	RPI S	Opponent	Score	Team's RPI: 325
27	H Central Mich.	39 82	61	H Penn	43 66	102	H Fordham	40 57				
42	A Bucknell	43 81	82	A Toledo	38 84	118	H St. John's (NY)	35 61				
43	H Quinnipiac	39 76				124	A Marist	36 76				
						137	H Stony Brook	51 53				
						155	A Temple	39 59				
						158	A Kansas	44 75				
						172	A Rider	64 75				
						172	H Rider	58 66				
						214	H George Washington	52 43				
						226	A Monmouth	52 51				
						226	H Monmouth	38 55				
						227	A Hofstra	49 74				
						264	A Niagara	53 72				
						264	H Niagara	46 58				
						267	A Siena	47 59				
						267	H Siena	45 66				
						274	A Manhattan	33 55				
						274	H Manhattan	52 54				
						282	A Canisius	47 67				
						282	H Canisius	40 48				
						295	A Fairfield	56 67				
						295	H Fairfield	42 55				
						344	A Saint Peter's	58 53				
						344	H Saint Peter's	61 57				
LAST 12 Division I GAMES:												
344	A Saint Peter's	58 53	267	H Siena	45 66							
295	A Fairfield	56 67	264	A Niagara	53 72							
274	H Manhattan	52 54	282	A Canisius	47 67							
344	H Saint Peter's	61 57	43	H Quinnipiac	39 76							
226	A Monmouth	52 51	295	H Fairfield	42 55							
172	A Rider	64 75	124	A Marist	36 76							

Non-Div I Games:

Iona

■ Loss,
 ■ Non-Conf,
 ■ S Site,
 ■ H Home
 ■ A Away
 N Neutral

Average RPI Win: 111		WON-LOST	WINNING	LAST 10	STRENGTH OF	OPP. STRENGTH	TEAM	ADJ.	CONF.	ADJ CONF.
Average RPI Loss: 41		RECORD	PCT. RANK	GAMES	SCHEDULE	OF SCHEDULE	RPI	RPI	RPI	RPI
DIV. I ONLY		23- 6	28	0- 1	13	48	9	9	4	4
DIV. I NON-CONF.		9- 2	43	0- 1	11	52	9	9	6	6
TOTALS		RPI 1-25	RPI 26-50		W-L RECORDS		RPI 51-100	RPI 101-150	RPI 150+	
23- 6	4- 2	2- 3		OVERALL		7- 1	4- 0	6- 0		
15- 0	3- 0	2- 0		HOME		3- 0	2- 0	5- 0		
7- 5	1- 1	0- 3		AWAY		3- 1	2- 0	1- 0		
1- 1	0- 1	0- 0		NEUTRAL		1- 0	0- 0	0- 0		
9- 2	2- 2	0- 0		NON-CONFERENCE		2- 0	2- 0	3- 0		
6- 0	1- 0	0- 0		HOME		1- 0	1- 0	3- 0		
2- 1	1- 1	0- 0		AWAY		0- 0	1- 0	0- 0		
1- 1	0- 1	0- 0		NEUTRAL		1- 0	0- 0	0- 0		
14- 4	2- 0	2- 3		CONFERENCE		5- 1	2- 0	3- 0		
9- 0	2- 0	2- 0		HOME		2- 0	1- 0	2- 0		
5- 4	0- 0	0- 3		AWAY		3- 1	1- 0	1- 0		
0- 0	0- 0	0- 0		NEUTRAL		0- 0	0- 0	0- 0		

RPI	S	Opponent	Score	RPI	S	Opponent	Score	RPI	S	Opponent	Score	RPI	S	Opponent	Score
1	A	Notre Dame	71 105	40	A	Michigan St.	70 84	71	N	West Virginia	84 81	106	H	Northwestern	74 50
11	H	Iowa St.	73 70	40	H	Michigan St.	86 71	83	A	Nebraska	74 58	114	A	Western Ky.	104 67
14	H	Maryland	86 73	45	A	Michigan	81 90	83	H	Nebraska	77 71	132	H	IUPUI	72 58
22	A	Drake	91 82	45	H	Michigan	75 61	84	A	Ohio St.	78 52	142	A	Penn St.	81 61
23	N	Florida St.	67 71	49	A	Indiana	73 75	87	A	Purdue	57 62	169	H	Oral Roberts	90 77
25	H	Rutgers	72 66					87	H	Purdue	72 58	185	H	Robert Morris	92 63
								89	H	UNI	83 57	187	H	Wisconsin	71 53
								97	A	Minnesota	81 63	217	A	Illinois	94 75
												217	H	Illinois	88 66
												341	H	N.C. Central	106 39
LAST 12 Division I GAMES:															
23	N	Florida St.	67 71	84	A	Ohio St.	78 52	40	H	Michigan St.	86 71	142	A	Penn St.	81 61
106	H	Northwestern	74 50	45	A	Michigan	81 90	87	H	Purdue	72 58	25	H	Rutgers	72 66
83	A	Nebraska	74 58												
49	A	Indiana	73 75												
14	H	Maryland	86 73												
217	H	Illinois	88 66												

Non-Div I Games:

Iowa

■ Loss,
■ Non-Conf, S Site,
■ Home
■ Away
N Neutral

Average RPI Win: 115		WON-LOST	WINNING	LAST 10	STRENGTH OF	OPP. STRENGTH	TEAM	ADJ.	CONF.	ADJ CONF.
Average RPI Loss: 28		RECORD	PCT. RANK	GAMES	SCHEDULE	OF SCHEDULE	RPI	RPI	RPI	RPI
DIV. I ONLY		23- 7	43	3- 0	8	30	11	11	3	3
DIV. I NON-CONF.		10- 2	37	3- 0	15	85	10	10	3	3
TOTALS		RPI 1-25	RPI 26-50		W-L RECORDS		RPI 51-100	RPI 101-150	RPI 150+	
23- 7	2- 3	5- 2		OVERALL		3- 2	7- 0	6- 0		
16- 2	2- 1	3- 1		HOME		3- 0	4- 0	4- 0		
6- 5	0- 2	2- 1		AWAY		0- 2	3- 0	1- 0		
1- 0	0- 0	0- 0		NEUTRAL		0- 0	0- 0	1- 0		
10- 2	2- 1	2- 1		NON-CONFERENCE		1- 0	1- 0	4- 0		
9- 0	2- 0	2- 0		HOME		1- 0	1- 0	3- 0		
0- 2	0- 1	0- 1		AWAY		0- 0	0- 0	0- 0		
1- 0	0- 0	0- 0		NEUTRAL		0- 0	0- 0	1- 0		
13- 5	0- 2	3- 1		CONFERENCE		2- 2	6- 0	2- 0		
7- 2	0- 1	1- 1		HOME		2- 0	3- 0	1- 0		
6- 3	0- 1	2- 0		AWAY		0- 2	3- 0	1- 0		
0- 0	0- 0	0- 0		NEUTRAL		0- 0	0- 0	0- 0		

RPI	S	Opponent	Score	RPI	S	Opponent	Score	RPI	S	Opponent	Score	RPI	S	Opponent	Score
2	A	Baylor	69 84	26	A	Texas	82 73	51	A	TCU	69 76	125	H	Northern Ill.	70 60
2	H	Baylor	60 73	26	H	Texas	62 64	51	H	TCU	92 54	131	A	Oklahoma St.	84 71
9	A	Iowa	70 73	35	A	Kansas St.	81 52	71	A	West Virginia	64 73	131	H	Oklahoma St.	89 67
18	H	Miami (FL)	75 52	35	H	Kansas St.	96 58	71	H	West Virginia	77 61	144	A	Texas Tech	64 62
22	H	Drake	86 81	37	A	South Dakota	59 64	96	H	Arkansas	91 82	144	H	Texas Tech	105 66
				42	H	Bucknell	86 61					145	A	Oklahoma	91 70
				46	H	Auburn	67 64					145	H	Oklahoma	104 78
LAST 12 Division I GAMES:															
125	H	Northern Ill.	70 60	2	H	Baylor	60 73								
46	H	Auburn	67 64	145	A	Oklahoma	91 70								
18	H	Miami (FL)	75 52	131	H	Oklahoma St.	89 67								
158	H	Kansas	69 49	51	A	TCU	69 76								
26	A	Texas	82 73	71	H	West Virginia	77 61								
144	A	Texas Tech	64 62	35	A	Kansas St.	81 52								

Non-Div I Games:

Iowa St.

■ Loss,
■ Non-Conf,
■ S Site,
■ H Home
■ A Away
N Neutral

Average RPI Win:	290	WON-LOST	WINNING	LAST 10	STRENGTH OF	OPP. STRENGTH	TEAM	ADJ.	CONF.	ADJ CONF.
Average RPI Loss:	191	RECORD	PCT. RANK	GAMES	SCHEDULE	OF SCHEDULE	RPI	RPI	RPI	RPI
DIV. I ONLY	12- 13	190	1- 0	342	311	271	271	29	29	
DIV. I NON-CONF.	2- 7	288	0- 0	256	209	302	302	28	28	
TOTALS	RPI 1-25	RPI 26-50	W-L RECORDS	RPI 51-100	RPI 101-150	RPI 150+				
12- 13	0- 1	0- 0	OVERALL	0- 2	0- 0	12- 10				
6- 3	0- 0	0- 0	HOME	0- 0	0- 0	6- 3				
5- 9	0- 1	0- 0	AWAY	0- 2	0- 0	5- 6				
1- 1	0- 0	0- 0	NEUTRAL	0- 0	0- 0	1- 1				
2- 7	0- 1	0- 0	NON-CONFERENCE	0- 2	0- 0	2- 4				
1- 1	0- 0	0- 0	HOME	0- 0	0- 0	1- 1				
0- 5	0- 1	0- 0	AWAY	0- 2	0- 0	0- 2				
1- 1	0- 0	0- 0	NEUTRAL	0- 0	0- 0	1- 1				
10- 6	0- 0	0- 0	CONFERENCE	0- 0	0- 0	10- 6				
5- 2	0- 0	0- 0	HOME	0- 0	0- 0	5- 2				
5- 4	0- 0	0- 0	AWAY	0- 0	0- 0	5- 4				
0- 0	0- 0	0- 0	NEUTRAL	0- 0	0- 0	0- 0				

RPI 1-25				RPI 26-50				RPI 51-100				RPI 101+ Team's RPI: 271			
RPI	S	Opponent	Score	RPI	S	Opponent	Score	RPI	S	Opponent	Score	RPI	S	Opponent	Score
8	A	Mississippi St.	38 105					78	A	UT Arlington	63 99	152	N	Akron	57 74
								96	A	Arkansas	57 76	173	A	Southern U.	59 52
												173	H	Southern U.	74 76
												196	A	Prairie View	57 76
												196	H	Prairie View	80 89
												207	A	Texas Southern	67 76
												207	H	Texas Southern	73 64
												218	A	Grambling	77 74
												218	H	Grambling	89 60
												232	A	Memphis	67 68
												262	A	Louisiana	61 68
												263	A	Alabama St.	67 74
												280	H	Central Ark.	65 56
												300	A	Alabama A&M	55 58
												321	H	Southeastern La.	45 50
												326	A	Mississippi Val.	87 86
												326	H	Mississippi Val.	87 56
												338	N	UIC	72 57
												347	A	Ark.-Pine Bluff	61 41
												347	H	Ark.-Pine Bluff	60 41
												351	A	Alcorn	82 61
												351	H	Alcorn	88 66
LAST 12 Division I GAMES:															
347	A	Ark.-Pine Bluff	61 41	351	A	Alcorn	82 61								
326	A	Mississippi Val.	87 86	347	H	Ark.-Pine Bluff	60 41								
218	H	Grambling	89 60	326	H	Mississippi Val.	87 56								
207	H	Texas Southern	73 64	218	A	Grambling	77 74								
196	H	Prairie View	80 89	207	A	Texas Southern	67 76								
173	A	Southern U.	59 52	196	A	Prairie View	57 76								

Non-Div I Games: Spring Hill 105 57 Millsaps 88 38

Jackson St.

Loss, Non-Conf, S Site, H Home A Away N Neutral

Jacksonville

Through Games Of March 6, 2019

Average RPI Win:	280	WON-LOST	WINNING	LAST 10	STRENGTH OF	OPP. STRENGTH	TEAM	ADJ.	CONF.	ADJ CONF.
Average RPI Loss:	166	RECORD	PCT. RANK	GAMES	SCHEDULE	OF SCHEDULE	RPI	RPI	RPI	RPI
DIV. I ONLY	11- 15	217	0- 1	233	291	225	225	24	24	
DIV. I NON-CONF.	4- 6	212	0- 0	147	284	176	176	26	26	
TOTALS	RPI 1-25	RPI 26-50	W-L RECORDS	RPI 51-100	RPI 101-150	RPI 150+				
11- 15	0- 2	0- 0	OVERALL	0- 3	1- 1	10- 9				
5- 5	0- 0	0- 0	HOME	0- 1	1- 0	4- 4				
6- 8	0- 2	0- 0	AWAY	0- 1	0- 1	6- 4				
0- 2	0- 0	0- 0	NEUTRAL	0- 1	0- 0	0- 1				
4- 6	0- 2	0- 0	NON-CONFERENCE	0- 1	1- 1	3- 2				
1- 1	0- 0	0- 0	HOME	0- 0	1- 0	0- 1				
3- 3	0- 2	0- 0	AWAY	0- 0	0- 1	3- 0				
0- 2	0- 0	0- 0	NEUTRAL	0- 1	0- 0	0- 1				
7- 9	0- 0	0- 0	CONFERENCE	0- 2	0- 0	7- 7				
4- 4	0- 0	0- 0	HOME	0- 1	0- 0	4- 3				
3- 5	0- 0	0- 0	AWAY	0- 1	0- 0	3- 4				
0- 0	0- 0	0- 0	NEUTRAL	0- 0	0- 0	0- 0				

RPI 1-25				RPI 26-50				RPI 51-100				RPI 101+ Team's RPI: 225			
RPI	S	Opponent	Score	RPI	S	Opponent	Score	RPI	S	Opponent	Score	RPI	S	Opponent	Score
17	A	Texas A&M	53 73					58	A	FGCU	58 82	138	H	Mercer	71 66
23	A	Florida St.	46 79					58	H	FGCU	62 68	142	A	Penn St.	61 80
								95	N	Old Dominion	76 78	182	A	North Ala.	59 68
												182	H	North Ala.	59 62
												190	A	Stetson	46 54
												190	H	Stetson	56 69
												193	A	Liberty	64 52
												193	H	Liberty	75 85
												222	H	Bethune-Cookman	56 58
												252	A	North Florida	80 72
												252	H	North Florida	75 63
												290	A	Charleston So.	68 58
												300	N	Alabama A&M	60 65
												309	A	Kennesaw St.	55 75
												309	H	Kennesaw St.	68 53
												314	A	FIU	73 62
												327	A	Lipscomb	58 61
												327	H	Lipscomb	62 47
												329	A	NJIT	61 56
												329	H	NJIT	69 55
												348	A	Savannah St.	68 58
LAST 12 Division I GAMES:															
58	H	FGCU	62 68	309	H	Kennesaw St.	68 53								
182	A	North Ala.	59 68	58	A	FGCU	58 82								
329	H	NJIT	69 55	190	H	Stetson	56 69								
252	H	North Florida	75 63	193	H	Liberty	75 85								
190	A	Stetson	46 54	252	A	North Florida	80 72								
327	A	Lipscomb	58 61	329	A	NJIT	61 56								

Non-Div I Games: Webber Int'l 73 39 Edward Waters 100 48 Warner 105 55

Jacksonville

Loss, Non-Conf, S Site, H Home A Away N Neutral

Average RPI Win: 268	WON-LOST	WINNING	LAST 10	STRENGTH OF	OPP. STRENGTH	TEAM	ADJ.	CONF.	ADJ CONF.
Average RPI Loss: 140	RECORD	PCT. RANK	GAMES	SCHEDULE	OF SCHEDULE	RPI	RPI	RPI	RPI
DIV. I ONLY	14- 15	178	0- 1	271	231	211	211	22	22
DIV. I NON-CONF.	5- 5	162	0- 0	278	160	205	205	22	22
TOTALS	RPI 1-25	RPI 26-50	W-L RECORDS	RPI 51-100	RPI 101-150	RPI 150+			
14- 15	0- 0	0- 0	OVERALL	0- 5	2- 5	12- 5			
6- 6	0- 0	0- 0	HOME	0- 3	2- 0	4- 3			
8- 6	0- 0	0- 0	AWAY	0- 1	0- 3	8- 2			
0- 3	0- 0	0- 0	NEUTRAL	0- 1	0- 2	0- 0			
5- 5	0- 0	0- 0	NON-CONFERENCE	0- 3	1- 2	4- 0			
1- 2	0- 0	0- 0	HOME	0- 2	1- 0	0- 0			
4- 1	0- 0	0- 0	AWAY	0- 0	0- 1	4- 0			
0- 2	0- 0	0- 0	NEUTRAL	0- 1	0- 1	0- 0			
9- 10	0- 0	0- 0	CONFERENCE	0- 2	1- 3	8- 5			
5- 4	0- 0	0- 0	HOME	0- 1	1- 0	4- 3			
4- 5	0- 0	0- 0	AWAY	0- 1	0- 2	4- 2			
0- 1	0- 0	0- 0	NEUTRAL	0- 0	0- 1	0- 0			

RPI 1-25				RPI 26-50				RPI 51-100				RPI 101+				Team's RPI: 211	
RPI	S	Opponent	Score	RPI	S	Opponent	Score	RPI	S	Opponent	Score	RPI	S	Opponent	Score		
								52	H	Miami (OH)	41 58	120	A	UT Martin	72 77		
								57	A	Belmont	52 66	126	A	Morehead St.	55 66		
								57	H	Belmont	41 64	126	H	Morehead St.	68 57		
								85	N	Harvard	62 69	126	N	Morehead St.	60 77		
								92	H	Troy	63 89	134	H	Georgia St.	61 56		
												144	A	Texas Tech	58 71		
												150	N	Washington St.	51 64		
												154	A	Tennessee Tech	59 62		
												154	H	Tennessee Tech	49 66		
												234	A	Ole Miss	60 49		
												237	A	SIUE	68 61		
												237	H	SIUE	47 51		
												239	A	Southeast Mo. St.	56 39		
												257	H	Austin Peay	67 56		
												260	H	Murray St.	59 64		
												292	A	Eastern Ill.	49 52		
												292	H	Eastern Ill.	78 49		
												300	A	Alabama A&M	55 48		
												301	A	Tennessee St.	62 52		
												301	H	Tennessee St.	76 73		
LAST 12 Division I GAMES:																	
				126	N	Morehead St.	60 77		301	H	Tennessee St.	76 73		327	A	Lipscomb	58 46
				150	N	Washington St.	51 64		154	A	Tennessee Tech	59 62		332	A	Eastern Ky.	53 44
				237	A	SIUE	68 61		239	A	Southeast Mo. St.	56 39		332	H	Eastern Ky.	69 64
				292	A	Eastern Ill.	49 52		120	A	UT Martin	72 77		346	A	Florida A&M	62 31
				332	H	Eastern Ky.	69 64		257	H	Austin Peay	67 56					
				126	H	Morehead St.	68 57		260	H	Murray St.	59 64					

Non-Div I Games: Montevallo 84 52

Jacksonville St.

■ Loss,
 ■ Non-Conf,
 ■ S Site,
 ■ Home
 ■ Away
 N Neutral

Average RPI Win:	178	WON-LOST	WINNING	LAST 10	STRENGTH OF	OPP. STRENGTH	TEAM	ADJ.	CONF.	ADJ CONF.
Average RPI Loss:	119	RECORD	PCT. RANK	GAMES	SCHEDULE	OF SCHEDULE	RPI	RPI	RPI	RPI
DIV. I ONLY	23- 4	14	1- 0	166	111	32	32	10	10	
DIV. I NON-CONF.	8- 3	72	0- 0	191	142	65	65	10	10	
TOTALS	RPI 1-25	RPI 26-50	W-L RECORDS	RPI 51-100	RPI 101-150	RPI 150+				
23- 4	0- 1	0- 0	OVERALL	2- 0	8- 2	13- 1				
12- 0	0- 0	0- 0	HOME	1- 0	5- 0	6- 0				
11- 4	0- 1	0- 0	AWAY	1- 0	3- 2	7- 1				
0- 0	0- 0	0- 0	NEUTRAL	0- 0	0- 0	0- 0				
8- 3	0- 1	0- 0	NON-CONFERENCE	1- 0	2- 1	5- 1				
5- 0	0- 0	0- 0	HOME	1- 0	2- 0	2- 0				
3- 3	0- 1	0- 0	AWAY	0- 0	0- 1	3- 1				
0- 0	0- 0	0- 0	NEUTRAL	0- 0	0- 0	0- 0				
15- 1	0- 0	0- 0	CONFERENCE	1- 0	6- 1	8- 0				
7- 0	0- 0	0- 0	HOME	0- 0	3- 0	4- 0				
8- 1	0- 0	0- 0	AWAY	1- 0	3- 1	4- 0				
0- 0	0- 0	0- 0	NEUTRAL	0- 0	0- 0	0- 0				

RPI 1-25				RPI 26-50		Team's RPI: 32		RPI 51-100				RPI 101+			
RPI	S	Opponent	Score	RPI	S	Opponent	Score	RPI	S	Opponent	Score	RPI	S	Opponent	Score
14	A	Maryland	63 87					75	H	Georgetown	69 57	108	A	Northeastern	58 51
								79	A	Drexel	51 35	108	H	Northeastern	84 49
												111	A	Towson	63 56
												111	H	Towson	71 59
												117	H	Dayton	68 55
												118	H	St. John's (NY)	64 51
												119	A	UNCW	63 66
												119	H	UNCW	58 51
												139	A	Delaware	68 43
												146	A	Wake Forest	49 50
												153	A	William & Mary	78 65
												153	H	William & Mary	65 48
												185	A	Robert Morris	59 36
												193	A	Liberty	74 53
												197	A	Hampton	65 72
												214	H	George Washington	50 37
												216	A	Elon	74 46
												216	H	Elon	82 30
												227	A	Hofstra	59 44
												227	H	Hofstra	77 54
												293	A	Col. of Charleston	91 50
												293	H	Col. of Charleston	76 35
												298	H	Winthrop	56 39
												337	A	Delaware St.	103 57
LAST 12 Division I GAMES:															
111	A	Towson	63 56	108	A	Northeastern	58 51								
153	A	William & Mary	78 65	111	H	Towson	71 59								
216	A	Elon	74 46	216	H	Elon	82 30								
119	H	UNCW	58 51	153	H	William & Mary	65 48								
293	H	Col. of Charleston	76 35	293	A	Col. of Charleston	91 50								
227	A	Hofstra	59 44	119	A	UNCW	63 66								

Non-Div I Games:

James Madison

Kansas

Through Games Of March 6, 2019

Average RPI Win:	188	WON-LOST	WINNING	LAST 10	STRENGTH OF	OPP. STRENGTH	TEAM	ADJ.	CONF.	ADJ CONF.
Average RPI Loss:	67	RECORD	PCT. RANK	GAMES	SCHEDULE	OF SCHEDULE	RPI	RPI	RPI	RPI
DIV. I ONLY	12- 17	221	1- 0	67	37	158	158	3	3	
DIV. I NON-CONF.	10- 1	17	1- 0	249	219	50	50	3	3	
TOTALS	RPI 1-25	RPI 26-50	W-L RECORDS	RPI 51-100	RPI 101-150	RPI 150+				
12- 17	0- 4	1- 3	OVERALL	1- 5	3- 5	7- 0				
8- 8	0- 2	0- 2	HOME	0- 2	1- 2	7- 0				
2- 9	0- 2	1- 1	AWAY	1- 3	0- 3	0- 0				
2- 0	0- 0	0- 0	NEUTRAL	0- 0	2- 0	0- 0				
10- 1	0- 0	0- 0	NON-CONFERENCE	1- 1	2- 0	7- 0				
7- 0	0- 0	0- 0	HOME	0- 0	0- 0	7- 0				
1- 1	0- 0	0- 0	AWAY	1- 1	0- 0	0- 0				
2- 0	0- 0	0- 0	NEUTRAL	0- 0	2- 0	0- 0				
2- 16	0- 4	1- 3	CONFERENCE	0- 4	1- 5	0- 0				
1- 8	0- 2	0- 2	HOME	0- 2	1- 2	0- 0				
1- 8	0- 2	1- 1	AWAY	0- 2	0- 3	0- 0				
0- 0	0- 0	0- 0	NEUTRAL	0- 0	0- 0	0- 0				

RPI	S	Opponent	Score	RPI	S	Opponent	Score	RPI	S	Opponent	Score	RPI	S	Opponent	Score	Team's RPI: 158
2	A	Baylor	40 80	26	A	Texas	43 62	51	A	TCU	53 58	106	N	Northwestern	66 57	
2	H	Baylor	68 94	26	H	Texas	73 91	51	H	TCU	66 76	131	A	Oklahoma St.	52 72	
11	A	Iowa St.	49 69	35	A	Kansas St.	61 54	69	A	LSU	68 61	131	H	Oklahoma St.	62 72	
11	H	Iowa St.	73 82	35	H	Kansas St.	62 72	71	A	West Virginia	50 71	144	A	Texas Tech	66 69	
								71	H	West Virginia	61 75	144	H	Texas Tech	71 75	
								83	A	Nebraska	52 58	145	A	Oklahoma	67 78	
												145	H	Oklahoma	88 79	
												150	N	Washington St.	71 63	
												169	H	Oral Roberts	70 58	
												218	H	Grambling	76 45	
												223	H	George Mason	77 56	
												235	H	UMKC	67 55	
												277	H	Vermont	77 36	
												300	H	Alabama A&M	65 54	
												325	H	Iona	75 44	
LAST 12 Division I GAMES:																
106	N	Northwestern	66 57	144	H	Texas Tech	71 75									
11	A	Iowa St.	49 69	145	A	Oklahoma	67 78									
71	H	West Virginia	61 75	26	H	Texas	73 91									
51	H	TCU	66 76	35	H	Kansas St.	62 72									
131	A	Oklahoma St.	52 72	71	A	West Virginia	50 71									
2	A	Baylor	40 80	145	H	Oklahoma	88 79									

Non-Div I Games:

Kansas

Loss, Non-Conf, S Site, H Home A Away N Neutral

Average RPI Win:	132	WON-LOST	WINNING	LAST 10	STRENGTH OF	OPP. STRENGTH	TEAM	ADJ.	CONF.	ADJ CONF.
Average RPI Loss:	36	RECORD	PCT. RANK	GAMES	SCHEDULE	OF SCHEDULE	RPI	RPI	RPI	RPI
DIV. I ONLY	20- 10	84	1- 0	24	12	35	35	3	3	
DIV. I NON-CONF.	9- 3	62	0- 0	74	21	45	45	3	3	
TOTALS	RPI 1-25	RPI 26-50	W-L RECORDS	RPI 51-100	RPI 101-150	RPI 150+				
20- 10	0- 7	3- 0	OVERALL	5- 2	6- 0	6- 1				
12- 4	0- 2	2- 0	HOME	2- 1	3- 0	5- 1				
7- 3	0- 2	1- 0	AWAY	2- 1	3- 0	1- 0				
1- 3	0- 3	0- 0	NEUTRAL	1- 0	0- 0	0- 0				
9- 3	0- 3	1- 0	NON-CONFERENCE	3- 0	0- 0	5- 0				
7- 0	0- 0	1- 0	HOME	1- 0	0- 0	5- 0				
1- 0	0- 0	0- 0	AWAY	1- 0	0- 0	0- 0				
1- 3	0- 3	0- 0	NEUTRAL	1- 0	0- 0	0- 0				
11- 7	0- 4	2- 0	CONFERENCE	2- 2	6- 0	1- 1				
5- 4	0- 2	1- 0	HOME	1- 1	3- 0	0- 1				
6- 3	0- 2	1- 0	AWAY	1- 1	3- 0	1- 0				
0- 0	0- 0	0- 0	NEUTRAL	0- 0	0- 0	0- 0				

RPI	S	Opponent	Score	RPI	S	Opponent	Score	Team's RPI: 35	RPI	S	Opponent	Score	RPI	S	Opponent	Score
2	A	Baylor	50 65	26	A	Texas	69 60		51	A	TCU	75 72	131	A	Oklahoma St.	68 58
2	H	Baylor	48 71	26	H	Texas	87 69		51	H	TCU	47 61	131	H	Oklahoma St.	59 48
10	N	Syracuse	61 70	48	H	Lamar University	73 55		56	N	Princeton	80 61	144	A	Texas Tech	66 62
11	A	Iowa St.	58 96						70	A	Little Rock	53 47	144	H	Texas Tech	75 67
11	H	Iowa St.	52 81						71	A	West Virginia	30 60	145	A	Oklahoma	83 75
21	N	Arizona St.	51 65						71	H	West Virginia	90 79	145	H	Oklahoma	86 56
24	N	DePaul	59 79						89	H	UNI	72 62	158	A	Kansas	72 62
													158	H	Kansas	54 61
													179	H	North Texas	60 42
													200	H	Vanderbilt	72 61
													235	H	UMKC	61 50
													280	H	Central Ark.	70 54
													316	H	Omaha	61 46
LAST 12 Division I GAMES:																
131	A	Oklahoma St.	68 58	145	A	Oklahoma	83 75									
144	H	Texas Tech	75 67	158	A	Kansas	72 62									
71	H	West Virginia	90 79	11	H	Iowa St.	52 81									
51	A	TCU	75 72	51	H	TCU	47 61									
26	A	Texas	69 60	71	A	West Virginia	30 60									
2	H	Baylor	48 71	131	H	Oklahoma St.	59 48									

Non-Div I Games:

Kansas St.

Average RPI Win:	271	WON-LOST	WINNING	LAST 10	STRENGTH OF	OPP. STRENGTH	TEAM	ADJ.	CONF.	ADJ CONF.
Average RPI Loss:	180	RECORD	PCT. RANK	GAMES	SCHEDULE	OF SCHEDULE	RPI	RPI	RPI	RPI
DIV. I ONLY	7- 21	298	0- 1	219	290	309	309	24	24	
DIV. I NON-CONF.	3- 9	271	0- 0	156	287	281	281	26	26	
TOTALS	RPI 1-25	RPI 26-50	W-L RECORDS	RPI 51-100	RPI 101-150	RPI 150+				
7- 21	0- 0	0- 1	OVERALL	0- 3	0- 4	7- 13				
6- 4	0- 0	0- 0	HOME	0- 1	0- 0	6- 3				
0- 13	0- 0	0- 0	AWAY	0- 2	0- 3	0- 8				
1- 4	0- 0	0- 1	NEUTRAL	0- 0	0- 1	1- 2				
3- 9	0- 0	0- 1	NON-CONFERENCE	0- 1	0- 4	3- 3				
2- 0	0- 0	0- 0	HOME	0- 0	0- 0	2- 0				
0- 5	0- 0	0- 0	AWAY	0- 1	0- 3	0- 1				
1- 4	0- 0	0- 1	NEUTRAL	0- 0	0- 1	1- 2				
4- 12	0- 0	0- 0	CONFERENCE	0- 2	0- 0	4- 10				
4- 4	0- 0	0- 0	HOME	0- 1	0- 0	4- 3				
0- 8	0- 0	0- 0	AWAY	0- 1	0- 0	0- 7				
0- 0	0- 0	0- 0	NEUTRAL	0- 0	0- 0	0- 0				

RPI S	Opponent	Score	RPI S	Opponent	Score	RPI S	Opponent	Score	RPI S	Opponent	Score	Team's RPI: 309
40 N	Michigan St.	51 75	54 A	Georgia Tech	35 60	111 N	Idaho St.	49 60				
			58 A	FGCU	48 79	129 A	Seton Hall	80 102				
			58 H	FGCU	46 69	134 A	Georgia St.	73 79				
						138 A	Mercer	48 64				
						182 A	North Ala.	55 80				
						182 H	North Ala.	74 72				
						190 A	Stetson	69 76				
						190 H	Stetson	45 58				
						193 A	Liberty	55 68				
						193 H	Liberty	61 67				
						204 H	Furman	74 63				
						206 A	East Carolina	56 68				
						222 N	Bethune-Cookman	61 64				
						225 A	Jacksonville	53 68				
						225 H	Jacksonville	75 55				
						252 A	North Florida	66 74				
						252 H	North Florida	60 71				
						288 H	Ga. Southern	78 59				
						304 N	UMBC	53 57				
						327 A	Lipscomb	69 72				
						327 H	Lipscomb	67 36				
						329 A	NJIT	60 66				
						329 H	NJIT	70 47				
						341 N	N.C. Central	78 54				
LAST 12 Division I GAMES:												
327 A	Lipscomb	69 72	252 A	North Florida	66 74							
190 H	Stetson	45 58	329 H	NJIT	70 47							
193 A	Liberty	55 68	225 A	Jacksonville	53 68							
58 A	FGCU	48 79	190 A	Stetson	69 76							
182 H	North Ala.	74 72	252 H	North Florida	60 71							
327 H	Lipscomb	67 36	182 A	North Ala.	55 80							

Non-Div I Games: Middle Ga. St. 80 70

Kennesaw St.

Average RPI Win:	199	WON-LOST	WINNING	LAST 10	STRENGTH OF	OPP. STRENGTH	TEAM	ADJ.	CONF.	ADJ CONF.
Average RPI Loss:	78	RECORD	PCT. RANK	GAMES	SCHEDULE	OF SCHEDULE	RPI	RPI	RPI	RPI
DIV. I ONLY	16- 11	121	1- 0	80	108	86	86	8	8	
DIV. I NON-CONF.	6- 4	125	0- 0	142	177	99	99	9	9	
TOTALS	RPI 1-25	RPI 26-50	W-L RECORDS	RPI 51-100	RPI 101-150	RPI 150+				
16- 11	0- 1	0- 5	OVERALL	2- 2	2- 1	12- 2				
9- 3	0- 0	0- 2	HOME	1- 0	2- 1	6- 0				
7- 8	0- 1	0- 3	AWAY	1- 2	0- 0	6- 2				
0- 0	0- 0	0- 0	NEUTRAL	0- 0	0- 0	0- 0				
6- 4	0- 1	0- 1	NON-CONFERENCE	0- 1	1- 1	5- 0				
3- 1	0- 0	0- 0	HOME	0- 0	1- 1	2- 0				
3- 3	0- 1	0- 1	AWAY	0- 1	0- 0	3- 0				
0- 0	0- 0	0- 0	NEUTRAL	0- 0	0- 0	0- 0				
10- 7	0- 0	0- 4	CONFERENCE	2- 1	1- 0	7- 2				
6- 2	0- 0	0- 2	HOME	1- 0	1- 0	4- 0				
4- 5	0- 0	0- 2	AWAY	1- 1	0- 0	3- 2				
0- 0	0- 0	0- 0	NEUTRAL	0- 0	0- 0	0- 0				

RPI	S	Opponent	Score	RPI	S	Opponent	Score	RPI	S	Opponent	Score	RPI	S	Opponent	Score
7	A	NC State	61 78	27	H	Central Mich.	75 82	52	A	Miami (OH)	63 79	115	H	Youngstown St.	62 34
				31	A	Ohio	81 83	52	H	Miami (OH)	67 58	125	H	Northern Ill.	87 78
				31	H	Ohio	67 69	77	A	Wright St.	55 61	136	H	Duquesne	72 77
				36	A	Buffalo	66 75	82	A	Toledo	58 47	152	A	Akron	65 55
				38	A	North Carolina	60 73					152	H	Akron	73 58
												185	A	Robert Morris	54 46
												202	A	Ball St.	44 48
												219	A	Eastern Mich.	67 54
												219	H	Eastern Mich.	71 64
												220	A	Bowling Green	49 62
												220	H	Bowling Green	77 73
												240	H	Northern Ky.	62 61
												261	A	St. Bonaventure	76 64
												266	A	Western Mich.	56 52
												266	H	Western Mich.	55 51
												308	H	Oakland	75 65
												329	A	NJIT	57 40
LAST 12 Division I GAMES:															
152	A	Akron	65 55	219	A	Eastern Mich.	67 54								
220	A	Bowling Green	49 62	36	A	Buffalo	66 75								
52	H	Miami (OH)	67 58	266	H	Western Mich.	55 51								
31	H	Ohio	67 69	152	H	Akron	73 58								
266	A	Western Mich.	56 52	52	A	Miami (OH)	63 79								
220	H	Bowling Green	77 73	202	A	Ball St.	44 48								

Non-Div I Games: Clarion 92 38

Kent St.

■ Loss,
 ■ Non-Conf,
 ■ S Site,
 ■ Home
 ■ A Away
 N Neutral

Average RPI Win:	130	WON-LOST	WINNING	LAST 10	STRENGTH OF	OPP. STRENGTH	TEAM	ADJ.	CONF.	ADJ CONF.
Average RPI Loss:	49	RECORD	PCT. RANK	GAMES	SCHEDULE	OF SCHEDULE	RPI	RPI	RPI	RPI
DIV. I ONLY	24- 6	23	1- 0	36	44	20	20	5	5	
DIV. I NON-CONF.	13- 1	9	0- 0	86	90	16	16	5	5	
TOTALS	RPI 1-25	RPI 26-50	W-L RECORDS	RPI 51-100	RPI 101-150	RPI 150+				
24- 6	1- 5	4- 0	OVERALL	6- 0	4- 0	9- 1				
15- 3	0- 2	1- 0	HOME	4- 0	2- 0	8- 1				
6- 3	1- 3	1- 0	AWAY	2- 0	1- 0	1- 0				
3- 0	0- 0	2- 0	NEUTRAL	0- 0	1- 0	0- 0				
13- 1	0- 1	2- 0	NON-CONFERENCE	2- 0	3- 0	6- 0				
10- 0	0- 0	0- 0	HOME	2- 0	2- 0	6- 0				
0- 1	0- 1	0- 0	AWAY	0- 0	0- 0	0- 0				
3- 0	0- 0	2- 0	NEUTRAL	0- 0	1- 0	0- 0				
11- 5	1- 4	2- 0	CONFERENCE	4- 0	1- 0	3- 1				
5- 3	0- 2	1- 0	HOME	2- 0	0- 0	2- 1				
6- 2	1- 2	1- 0	AWAY	2- 0	1- 0	1- 0				
0- 0	0- 0	0- 0	NEUTRAL	0- 0	0- 0	0- 0				

RPI 1-25				Team's RPI: 20				RPI 26-50				RPI 51-100				RPI 101+			
RPI	S	Opponent	Score		RPI	S	Opponent	Score		RPI	S	Opponent	Score		RPI	S	Opponent	Score	
3	A	Louisville	75	80	28	H	Missouri	52	41	63	A	Tennessee	73	71	101	A	Georgia	58	53
8	A	Mississippi St.	71	86	33	N	UCLA	75	74	67	H	Middle Tenn.	72	55	109	H	High Point	71	49
16	A	South Carolina	65	57	38	N	North Carolina	85	75	69	A	LSU	64	60	126	H	Morehead St.	87	57
16	H	South Carolina	70	74	46	A	Auburn	78	68	69	H	LSU	57	52	127	N	South Fla.	85	63
17	A	Texas A&M	71	73						90	H	Virginia	63	51	151	A	Alabama	68	53
17	H	Texas A&M	55	62						96	H	Arkansas	61	59	173	H	Southern U.	91	41
															192	H	Sacred Heart	71	43
															200	H	Vanderbilt	77	55
															210	H	Florida	62	51
															234	H	Ole Miss	49	55
															258	H	Rhode Island	75	52
															260	H	Murray St.	88	49
															263	H	Alabama St.	87	35
															342	H	Western Caro.	99	39
LAST 12 Division I GAMES:																			
101	A	Georgia	58	53	46	A	Auburn	78	68	210	H	Florida	62	51					
17	H	Texas A&M	55	62	16	H	South Carolina	70	74	17	A	Texas A&M	71	73					
69	H	LSU	57	52	28	H	Missouri	52	41	69	A	LSU	64	60					
16	A	South Carolina	65	57															
96	H	Arkansas	61	59															
151	A	Alabama	68	53															

Non-Div I Games:

Kentucky

■ Loss,
 ■ Non-Conf, S Site,
 ■ Home
 ■ Away
 N Neutral

Average RPI Win:	243	WON-LOST	WINNING	LAST 10	STRENGTH OF	OPP. STRENGTH	TEAM	ADJ.	CONF.	ADJ CONF.
Average RPI Loss:	260	RECORD	PCT. RANK	GAMES	SCHEDULE	OF SCHEDULE	RPI	RPI	RPI	RPI
DIV. I ONLY	4- 24	338	0- 1	338	350	349	349	31	31	
DIV. I NON-CONF.	1- 10	329	0- 0	337	347	351	351	31	31	
TOTALS	RPI 1-25	RPI 26-50	W-L RECORDS	RPI 51-100	RPI 101-150	RPI 150+				
4- 24	0- 0	0- 1	OVERALL	0- 0	0- 1	4- 22				
3- 10	0- 0	0- 0	HOME	0- 0	0- 0	3- 10				
1- 13	0- 0	0- 1	AWAY	0- 0	0- 1	1- 11				
0- 1	0- 0	0- 0	NEUTRAL	0- 0	0- 0	0- 1				
1- 10	0- 0	0- 1	NON-CONFERENCE	0- 0	0- 1	1- 8				
1- 3	0- 0	0- 0	HOME	0- 0	0- 0	1- 3				
0- 6	0- 0	0- 1	AWAY	0- 0	0- 1	0- 4				
0- 1	0- 0	0- 0	NEUTRAL	0- 0	0- 0	0- 1				
3- 14	0- 0	0- 0	CONFERENCE	0- 0	0- 0	3- 14				
2- 7	0- 0	0- 0	HOME	0- 0	0- 0	2- 7				
1- 7	0- 0	0- 0	AWAY	0- 0	0- 0	1- 7				
0- 0	0- 0	0- 0	NEUTRAL	0- 0	0- 0	0- 0				

RPI S	Opponent	Score	RPI S	Opponent	Score	RPI S	Opponent	Score	RPI S	Opponent	Score	Team's RPI: 349
45	A Michigan	38 83							130	A Lehigh	38 72	
									184	N UC Irvine	71 84	
									185	A Robert Morris	54 71	
									185	H Robert Morris	37 89	
									192	A Sacred Heart	53 75	
									192	H Sacred Heart	69 64	
									212	A Saint Francis (PA)	75 69	
									212	H Saint Francis (PA)	66 80	
									238	A Mt. St. Mary's	45 61	
									238	H Mt. St. Mary's	71 61	
									246	A St. Francis Brooklyn	64 87	
									246	H St. Francis Brooklyn	67 79	
									274	A Manhattan	46 61	
									278	H Army West Point	42 57	
									295	A Fairfield	43 71	
									297	A Bryant	62 69	
									297	H Bryant	54 69	
									313	A Wagner	62 72	
									313	H Wagner	62 66	
									320	H UMass Lowell	64 69	
									323	A Central Conn. St.	57 63	
									323	H Central Conn. St.	59 72	
									329	H NJIT	51 72	
									330	H Lafayette	55 50	
									336	A Grand Canyon	62 65	
									343	H Fairleigh Dickinson	52 69	
LAST 12 Division I GAMES:												
297	H Bryant	54 69	238	H Mt. St. Mary's	71 61							
323	H Central Conn. St.	59 72	313	H Wagner	62 66							
185	A Robert Morris	54 71	313	A Wagner	62 72							
212	A Saint Francis (PA)	75 69	323	A Central Conn. St.	57 63							
192	H Sacred Heart	69 64	238	A Mt. St. Mary's	45 61							
246	A St. Francis Brooklyn	64 87	246	H St. Francis Brooklyn	67 79							

Non-Div I Games:

LIU Brooklyn

■ Loss,
 ■ Non-Conf,
 S Site,
 ■ Home
 ■ Away
 N Neutral

RPI	S	Opponent	Score
344	A	Saint Peter's	59 86

LIU Brooklyn

L
I
U
B
r
o
o
k
l
y
n

L
I
U
B
r
o
o
k
l
y
n

Average RPI Win:	156	WON-LOST	WINNING	LAST 10	STRENGTH OF	OPP. STRENGTH	TEAM	ADJ.	CONF.	ADJ CONF.
Average RPI Loss:	54	RECORD	PCT. RANK	GAMES	SCHEDULE	OF SCHEDULE	RPI	RPI	RPI	RPI
DIV. I ONLY	16- 12	133	0- 1	26	60	69	69	5	5	
DIV. I NON-CONF.	9- 3	62	0- 0	128	154	82	82	5	5	
TOTALS	RPI 1-25	RPI 26-50	W-L RECORDS	RPI 51-100	RPI 101-150	RPI 150+				
16- 12	2- 7	1- 1	OVERALL	2- 1	2- 1	9- 2				
11- 6	1- 3	1- 1	HOME	2- 0	2- 0	5- 2				
5- 6	1- 4	0- 0	AWAY	0- 1	0- 1	4- 0				
0- 0	0- 0	0- 0	NEUTRAL	0- 0	0- 0	0- 0				
9- 3	1- 1	0- 0	NON-CONFERENCE	1- 0	2- 0	5- 2				
7- 2	0- 0	0- 0	HOME	1- 0	2- 0	4- 2				
2- 1	1- 1	0- 0	AWAY	0- 0	0- 0	1- 0				
0- 0	0- 0	0- 0	NEUTRAL	0- 0	0- 0	0- 0				
7- 9	1- 6	1- 1	CONFERENCE	1- 1	0- 1	4- 0				
4- 4	1- 3	1- 1	HOME	1- 0	0- 0	1- 0				
3- 5	0- 3	0- 0	AWAY	0- 1	0- 1	3- 0				
0- 0	0- 0	0- 0	NEUTRAL	0- 0	0- 0	0- 0				

RPI	S	Opponent	Score	RPI	S	Opponent	Score	RPI	S	Opponent	Score	RPI	S	Opponent	Score
8	A	Mississippi St.	56 76	28	H	Missouri	61 51	63	A	Tennessee	65 74	101	A	Georgia	50 63
8	H	Mississippi St.	35 68	46	H	Auburn	46 56	70	H	Little Rock	60 45	107	H	Northern Colo.	62 57
16	H	South Carolina	53 76					96	H	Arkansas	71 34	127	H	South Fla.	78 49
17	A	Texas A&M	55 59									151	A	Alabama	62 56
17	H	Texas A&M	63 52									158	H	Kansas	61 68
20	A	Kentucky	52 57									162	H	Nicholls St.	76 44
20	H	Kentucky	60 64									165	H	Tulane	54 56
23	A	Florida St.	58 45									174	H	Sam Houston St.	66 52
25	A	Rutgers	43 57									200	A	Vanderbilt	79 68
LAST 12 Division I GAMES:															
46	H	Auburn	46 56	96	H	Arkansas	71 34								
8	A	Mississippi St.	56 76	28	H	Missouri	61 51								
20	A	Kentucky	52 57	8	H	Mississippi St.	35 68								
210	H	Florida	69 51	63	A	Tennessee	65 74								
200	A	Vanderbilt	79 68	151	A	Alabama	62 56								
17	A	Texas A&M	55 59	20	H	Kentucky	60 64								

Non-Div I Games:

LSU

■ Loss,
■ Non-Conf,
■ S Site,
■ H Home
■ A Away
N Neutral

Average RPI Win:	229	WON-LOST	WINNING	LAST 10	STRENGTH OF	OPP. STRENGTH	TEAM	ADJ.	CONF.	ADJ CONF.
Average RPI Loss:	149	RECORD	PCT. RANK	GAMES	SCHEDULE	OF SCHEDULE	RPI	RPI	RPI	RPI
DIV. I ONLY	6- 25	321	0- 1	129	180	283	283	17	17	
DIV. I NON-CONF.	3- 11	292	0- 0	48	184	212	212	16	16	
TOTALS	RPI 1-25	RPI 26-50	W-L RECORDS	RPI 51-100	RPI 101-150	RPI 150+				
6- 25	0- 1	0- 1	OVERALL	0- 4	1- 8	5- 11				
3- 9	0- 0	0- 0	HOME	0- 1	0- 3	3- 5				
1- 16	0- 1	0- 1	AWAY	0- 3	0- 5	1- 6				
2- 0	0- 0	0- 0	NEUTRAL	0- 0	1- 0	1- 0				
3- 11	0- 1	0- 1	NON-CONFERENCE	0- 3	1- 3	2- 3				
1- 3	0- 0	0- 0	HOME	0- 1	0- 1	1- 1				
0- 8	0- 1	0- 1	AWAY	0- 2	0- 2	0- 2				
2- 0	0- 0	0- 0	NEUTRAL	0- 0	1- 0	1- 0				
3- 14	0- 0	0- 0	CONFERENCE	0- 1	0- 5	3- 8				
2- 6	0- 0	0- 0	HOME	0- 0	0- 2	2- 4				
1- 8	0- 0	0- 0	AWAY	0- 1	0- 3	1- 4				
0- 0	0- 0	0- 0	NEUTRAL	0- 0	0- 0	0- 0				

RPI 1-25				RPI 26-50				RPI 51-100				RPI 101+				Team's RPI: 283	
RPI	S	Opponent	Score	RPI	S	Opponent	Score	RPI	S	Opponent	Score	RPI	S	Opponent	Score		
19	A	Oregon St.	46 100	43	A	Villanova	68 81	61	A	Penn	34 65	102	H	Fordham	54 65		
								79	H	Drexel	43 58	105	N	Pepperdine	62 55		
								85	A	Harvard	43 88	111	A	Towson	68 92		
								94	A	VCU	38 68	117	A	Dayton	45 84		
												117	A	Dayton	38 65		
												118	H	St. John's (NY)	57 83		
												121	A	Providence	47 77		
												136	H	Duquesne	62 66		
												149	A	Davidson	61 80		
												155	A	Temple	47 75		
												178	A	Saint Louis	58 69		
												185	A	Robert Morris	39 67		
												203	H	Massachusetts	60 74		
												214	H	George Washington	59 67		
												221	H	Howard	54 57		
												223	A	George Mason	42 59		
												223	H	George Mason	77 71		
												228	A	Saint Joseph's	57 60		
												228	H	Saint Joseph's	63 64		
												240	N	Northern Ky.	74 56		
												258	H	Rhode Island	77 71		
												261	A	St. Bonaventure	52 45		
												273	A	Richmond	51 56		
												273	H	Richmond	60 74		
												289	H	Norfolk St.	62 52		
LAST 12 Division I GAMES:																	
117	A	Dayton	38 65	178	A	Saint Louis	58 69										
223	H	George Mason	77 71	258	H	Rhode Island	77 71										
261	A	St. Bonaventure	52 45	149	A	Davidson	61 80										
273	A	Richmond	51 56	102	H	Fordham	54 65										
228	H	Saint Joseph's	63 64	273	H	Richmond	60 74										
223	A	George Mason	42 59	136	H	Duquesne	62 66										

Non-Div I Games:

La Salle

■ Loss,
 ■ Non-Conf,
 ■ S Site,
 ■ Home
 ■ A Away
 N Neutral

Average RPI Win:	286	WON-LOST	WINNING	LAST 10	STRENGTH OF	OPP. STRENGTH	TEAM	ADJ.	CONF.	ADJ CONF.
Average RPI Loss:	174	RECORD	PCT. RANK	GAMES	SCHEDULE	OF SCHEDULE	RPI	RPI	RPI	RPI
DIV. I ONLY	7- 18	285	1- 0	311	213	302	302	12	12	
DIV. I NON-CONF.	4- 5	190	0- 0	348	341	311	311	14	14	
TOTALS	RPI 1-25	RPI 26-50	W-L RECORDS	RPI 51-100	RPI 101-150	RPI 150+				
7- 18	0- 0	0- 0	OVERALL	0- 3	0- 6	7- 9				
3- 7	0- 0	0- 0	HOME	0- 1	0- 2	3- 4				
4- 11	0- 0	0- 0	AWAY	0- 2	0- 4	4- 5				
0- 0	0- 0	0- 0	NEUTRAL	0- 0	0- 0	0- 0				
4- 5	0- 0	0- 0	NON-CONFERENCE	0- 0	0- 1	4- 4				
2- 1	0- 0	0- 0	HOME	0- 0	0- 0	2- 1				
2- 4	0- 0	0- 0	AWAY	0- 0	0- 1	2- 3				
0- 0	0- 0	0- 0	NEUTRAL	0- 0	0- 0	0- 0				
3- 13	0- 0	0- 0	CONFERENCE	0- 3	0- 5	3- 5				
1- 6	0- 0	0- 0	HOME	0- 1	0- 2	1- 3				
2- 7	0- 0	0- 0	AWAY	0- 2	0- 3	2- 2				
0- 0	0- 0	0- 0	NEUTRAL	0- 0	0- 0	0- 0				

RPI 1-25				RPI 26-50				RPI 51-100				RPI 101+				Team's RPI: 302	
RPI	S	Opponent	Score	RPI	S	Opponent	Score	RPI	S	Opponent	Score	RPI	S	Opponent	Score		
								70	A	Little Rock	44	63	104	A	South Alabama	49	77
								78	H	UT Arlington	56	60	134	A	Georgia St.	46	68
								92	A	Troy	56	78	134	H	Georgia St.	41	56
													144	A	Texas Tech	42	86
													148	A	Appalachian St.	51	56
													148	H	Appalachian St.	58	80
													161	H	Texas St.	51	62
													162	H	Nicholls St.	54	55
													175	A	Coastal Caro.	60	57
													175	H	Coastal Caro.	54	79
													181	A	Arkansas St.	54	64
													214	A	SMU	38	49
													262	A	Louisiana	45	52
													262	H	Louisiana	52	55
													286	A	New Orleans	57	44
													288	A	Ga. Southern	80	62
													288	H	Ga. Southern	58	57
													318	H	McNeese	69	60
													319	A	Northwestern St.	63	55
													321	A	Southeastern La.	42	49
													326	H	Mississippi Val.	72	65
													334	A	Houston Baptist	60	68
LAST 12 Division I GAMES:																	
175	A	Coastal Caro.	60	57	134	A	Georgia St.	46	68								
148	A	Appalachian St.	51	56	148	H	Appalachian St.	58	80								
78	H	UT Arlington	56	60	175	H	Coastal Caro.	54	79								
161	H	Texas St.	51	62	104	A	South Alabama	49	77								
262	H	Louisiana	52	55	92	A	Troy	56	78								
288	A	Ga. Southern	80	62	262	A	Louisiana	45	52								

Non-Div I Games: LSU-Alexandria 93 62 Ark.-Monticello 70 39

La.-Monroe

Loss, Non-Conf, S Site, H Home A Away N Neutral

[illegible]

Non-Div I Games:

Lamar University

Through Games Of March 6, 2019

Average RPI Win:	232	WON-LOST	WINNING	LAST 10	STRENGTH OF	OPP. STRENGTH	TEAM	ADJ.	CONF.	ADJ CONF.
Average RPI Loss:	59	RECORD	PCT. RANK	GAMES	SCHEDULE	OF SCHEDULE	RPI	RPI	RPI	RPI
DIV. I ONLY	19- 5	34	0- 0	147	234	48	48	25	25	
DIV. I NON-CONF.	3- 4	199	0- 0	10	15	27	27	23	23	
TOTALS	RPI 1-25	RPI 26-50	W-L RECORDS	RPI 51-100	RPI 101-150	RPI 150+				
19- 5	1- 1	0- 2	OVERALL	2- 1	1- 0	15- 1				
9- 0	0- 0	0- 0	HOME	2- 0	0- 0	7- 0				
10- 4	1- 1	0- 1	AWAY	0- 1	1- 0	8- 1				
0- 1	0- 0	0- 1	NEUTRAL	0- 0	0- 0	0- 0				
3- 4	1- 1	0- 2	NON-CONFERENCE	1- 0	0- 0	1- 1				
1- 0	0- 0	0- 0	HOME	1- 0	0- 0	0- 0				
2- 3	1- 1	0- 1	AWAY	0- 0	0- 0	1- 1				
0- 1	0- 0	0- 1	NEUTRAL	0- 0	0- 0	0- 0				
16- 1	0- 0	0- 0	CONFERENCE	1- 1	1- 0	14- 0				
8- 0	0- 0	0- 0	HOME	1- 0	0- 0	7- 0				
8- 1	0- 0	0- 0	AWAY	0- 1	1- 0	7- 0				
0- 0	0- 0	0- 0	NEUTRAL	0- 0	0- 0	0- 0				

RPI 1-25				RPI 26-50				Team's RPI: 48	RPI 51-100				RPI 101+			
RPI	S	Opponent	Score	RPI	S	Opponent	Score		RPI	S	Opponent	Score	RPI	S	Opponent	Score
8	A	Mississippi St.	53 104	31	N	Ohio	62 87		66	A	SFA	58 70	140	A	Abilene Christian	63 60
17	A	Texas A&M	74 68	35	A	Kansas St.	55 73		66	H	SFA	62 46	156	A	Denver	110 117
									93	H	Pacific	82 66	162	H	Nicholls St.	78 65
													174	A	Sam Houston St.	83 72
													174	H	Sam Houston St.	81 76
													255	A	A&M-Corpus Christi	72 47
													255	H	A&M-Corpus Christi	76 58
													262	A	Louisiana	79 77
													280	H	Central Ark.	57 37
													286	A	New Orleans	79 57
													310	A	Incarnate Word	77 51
													310	H	Incarnate Word	79 53
													318	A	McNeese	64 62
													319	A	Northwestern St.	94 70
													321	H	Southeastern La.	94 54
													334	A	Houston Baptist	97 49
													334	H	Houston Baptist	63 50
LAST 12 Division I GAMES:																
66	H	SFA	62 46	66	A	SFA	58 70									
334	A	Houston Baptist	97 49	140	A	Abilene Christian	63 60									
255	A	A&M-Corpus Christi	72 47	318	A	McNeese	64 62									
310	H	Incarnate Word	79 53	162	H	Nicholls St.	78 65									
174	H	Sam Houston St.	81 76	174	A	Sam Houston St.	83 72									
319	A	Northwestern St.	94 70	310	A	Incarnate Word	77 51									

Non-Div I Games: LeTourneau 104 27 Louisiana Col. 94 43 McMurry 100 37 Howard Payne 93 37 Lamar University

Loss, Non-Conf, S Site, H Home A Away N Neutral

Average RPI Win:	262	WON-LOST	WINNING	LAST 10	STRENGTH OF	OPP. STRENGTH	TEAM	ADJ.	CONF.	ADJ CONF.
Average RPI Loss:	83	RECORD	PCT. RANK	GAMES	SCHEDULE	OF SCHEDULE	RPI	RPI	RPI	RPI
DIV. I ONLY	19- 9	80	0- 1	189	238	130	130	18	18	
DIV. I NON-CONF.	7- 3	83	0- 1	185	257	131	131	21	21	
TOTALS	RPI 1-25	RPI 26-50	W-L RECORDS	RPI 51-100	RPI 101-150	RPI 150+				
19- 9	0- 1	0- 3	OVERALL	0- 2	0- 1	19- 2				
11- 5	0- 0	0- 2	HOME	0- 1	0- 1	11- 1				
8- 4	0- 1	0- 1	AWAY	0- 1	0- 0	8- 1				
0- 0	0- 0	0- 0	NEUTRAL	0- 0	0- 0	0- 0				
7- 3	0- 1	0- 1	NON-CONFERENCE	0- 0	0- 1	7- 0				
5- 2	0- 0	0- 1	HOME	0- 0	0- 1	5- 0				
2- 1	0- 1	0- 0	AWAY	0- 0	0- 0	2- 0				
0- 0	0- 0	0- 0	NEUTRAL	0- 0	0- 0	0- 0				
12- 6	0- 0	0- 2	CONFERENCE	0- 2	0- 0	12- 2				
6- 3	0- 0	0- 1	HOME	0- 1	0- 0	6- 1				
6- 3	0- 0	0- 1	AWAY	0- 1	0- 0	6- 1				
0- 0	0- 0	0- 0	NEUTRAL	0- 0	0- 0	0- 0				

RPI	S	Opponent	Score	RPI	S	Opponent	Score	RPI	S	Opponent	Score	RPI	S	Opponent	Score	Team's RPI: 130
1	A	Notre Dame	68 95	42	A	Bucknell	53 71	80	A	American	47 50	116	H	Charlotte	60 62	
				42	H	Bucknell	68 73	80	H	American	53 61	170	A	Boston U.	45 58	
				43	H	Villanova	48 70					170	H	Boston U.	48 52	
												189	A	Holy Cross	79 74	
												189	H	Holy Cross	64 55	
												192	H	Sacred Heart	70 66	
												205	H	Cornell	67 54	
												226	H	Monmouth	63 48	
												249	A	Colgate	75 63	
												249	H	Colgate	86 58	
												250	A	Navy	56 38	
												250	H	Navy	66 55	
												254	A	Binghamton	65 55	
												276	A	Loyola Maryland	65 46	
												276	H	Loyola Maryland	51 42	
												278	A	Army West Point	73 50	
												278	H	Army West Point	55 46	
												289	H	Norfolk St.	62 41	
												323	A	Central Conn. St.	88 62	
												330	A	Lafayette	70 43	
												330	H	Lafayette	67 50	
												349	H	LIU Brooklyn	72 38	
LAST 12 Division I GAMES:																
116	H	Charlotte	60 62	80	A	American	47 50	42	H	Bucknell	68 73	170	H	Boston U.	48 52	
189	A	Holy Cross	79 74	250	H	Navy	66 55	276	H	Loyola Maryland	51 42	278	A	Army West Point	73 50	
330	H	Lafayette	67 50	276	A	Colgate	75 63									

Non-Div I Games: Kutztown 73 39

Lehigh

■ Loss,
 ■ Non-Conf,
 ■ S Site,
 ■ H Home
 ■ A Away
 N Neutral

Liberty

Through Games Of March 6, 2019

Average RPI Win:	258	WON-LOST	WINNING	LAST 10	STRENGTH OF	OPP. STRENGTH	TEAM	ADJ.	CONF.	ADJ CONF.
Average RPI Loss:	159	RECORD	PCT. RANK	GAMES	SCHEDULE	OF SCHEDULE	RPI	RPI	RPI	RPI
DIV. I ONLY	13- 15	197	0- 1	181	280	193	193	24	24	
DIV. I NON-CONF.	3- 9	271	0- 1	109	242	225	225	26	26	
TOTALS	RPI 1-25	RPI 26-50	W-L RECORDS	RPI 51-100	RPI 101-150	RPI 150+				
13- 15	0- 1	0- 1	OVERALL	0- 3	1- 1	12- 9				
6- 5	0- 0	0- 1	HOME	0- 2	0- 0	6- 2				
6- 7	0- 0	0- 0	AWAY	0- 1	0- 0	6- 6				
1- 3	0- 1	0- 0	NEUTRAL	0- 0	1- 1	0- 1				
3- 9	0- 1	0- 1	NON-CONFERENCE	0- 1	1- 1	2- 5				
1- 2	0- 0	0- 1	HOME	0- 1	0- 0	1- 0				
1- 4	0- 0	0- 0	AWAY	0- 0	0- 0	1- 4				
1- 3	0- 1	0- 0	NEUTRAL	0- 0	1- 1	0- 1				
10- 6	0- 0	0- 0	CONFERENCE	0- 2	0- 0	10- 4				
5- 3	0- 0	0- 0	HOME	0- 1	0- 0	5- 2				
5- 3	0- 0	0- 0	AWAY	0- 1	0- 0	5- 2				
0- 0	0- 0	0- 0	NEUTRAL	0- 0	0- 0	0- 0				

RPI 1-25			RPI 26-50			RPI 51-100			RPI 101+ Team's RPI: 193		
RPI	S	Opponent	Score	RPI	S	Opponent	Score	RPI	S	Opponent	Score
15	N	UCF	45 53	32	H	James Madison	53 74	58	A	FGCU	50 68
								58	H	FGCU	64 65
								60	H	Virginia Tech	61 72
								116	N	Charlotte	61 63
								136	N	Duquesne	55 51
								167	A	Chattanooga	60 75
								182	A	North Ala.	61 57
								182	H	North Ala.	61 48
								190	A	Stetson	52 69
								190	H	Stetson	56 68
								206	A	East Carolina	63 66
								212	H	Saint Francis (PA)	82 53
								222	A	Bethune-Cookman	76 81
								225	A	Jacksonville	85 75
								225	H	Jacksonville	52 64
								230	A	ETSU	89 86
								252	A	North Florida	54 66
								252	H	North Florida	69 53
								289	N	Norfolk St.	53 66
								307	A	UNC Greensboro	45 48
								309	A	Kennesaw St.	67 61
								309	H	Kennesaw St.	68 55
								327	A	Lipscomb	77 60
								327	H	Lipscomb	74 60
								329	A	NJIT	58 39
								329	H	NJIT	58 47
LAST 12 Division I GAMES:											
289	N	Norfolk St.	53 66	327	H	Lipscomb	74 60				
182	H	North Ala.	61 48	58	H	FGCU	64 65				
329	A	NJIT	58 39	190	H	Stetson	56 68				
309	H	Kennesaw St.	68 55	329	H	NJIT	58 47				
252	A	North Florida	54 66	327	A	Lipscomb	77 60				
182	A	North Ala.	61 57	225	A	Jacksonville	85 75				

Non-Div I Games: West Chester 61 42

Liberty

Loss, Non-Conf, S Site, H Home A Away N Neutral

Average RPI Win:	284	WON-LOST	WINNING	LAST 10	STRENGTH OF	OPP. STRENGTH	TEAM	ADJ.	CONF.	ADJ CONF.
Average RPI Loss:	186	RECORD	PCT. RANK	GAMES	SCHEDULE	OF SCHEDULE	RPI	RPI	RPI	RPI
DIV. I ONLY	4- 25	340	1- 0	185	298	327	327	24	24	
DIV. I NON-CONF.	2- 11	316	0- 0	126	308	284	284	26	26	
TOTALS	RPI 1-25	RPI 26-50	W-L RECORDS	RPI 51-100	RPI 101-150	RPI 150+				
4- 25	0- 0	0- 0	OVERALL	0- 5	0- 3	4- 17				
3- 10	0- 0	0- 0	HOME	0- 1	0- 1	3- 8				
1- 15	0- 0	0- 0	AWAY	0- 4	0- 2	1- 9				
0- 0	0- 0	0- 0	NEUTRAL	0- 0	0- 0	0- 0				
2- 11	0- 0	0- 0	NON-CONFERENCE	0- 3	0- 3	2- 5				
1- 4	0- 0	0- 0	HOME	0- 0	0- 1	1- 3				
1- 7	0- 0	0- 0	AWAY	0- 3	0- 2	1- 2				
0- 0	0- 0	0- 0	NEUTRAL	0- 0	0- 0	0- 0				
2- 14	0- 0	0- 0	CONFERENCE	0- 2	0- 0	2- 12				
2- 6	0- 0	0- 0	HOME	0- 1	0- 0	2- 5				
0- 8	0- 0	0- 0	AWAY	0- 1	0- 0	0- 7				
0- 0	0- 0	0- 0	NEUTRAL	0- 0	0- 0	0- 0				

RPI S	Opponent	Score	RPI S	Opponent	Score	RPI S	Opponent	Score	RPI S	Opponent	Score	Team's RPI: 327
						55	A Clemson	26 68	101	A Georgia	45 77	
						57	A Belmont	43 83	120	H UT Martin	53 62	
						58	A FGCU	40 82	126	A Morehead St.	44 79	
						58	H FGCU	46 80	154	H Tennessee Tech	52 67	
						72	A Cincinnati	55 71	182	A North Ala.	50 71	
									182	H North Ala.	60 81	
									190	A Stetson	49 76	
									190	H Stetson	65 80	
									193	A Liberty	60 74	
									193	H Liberty	60 77	
									211	H Jacksonville St.	46 58	
									225	A Jacksonville	47 62	
									225	H Jacksonville	61 58	
									252	A North Florida	66 72	
									252	H North Florida	53 68	
									257	A Austin Peay	58 70	
									260	A Murray St.	61 97	
									293	H Col. of Charleston	63 65	
									300	A Alabama A&M	62 58	
									301	H Tennessee St.	64 62	
									309	A Kennesaw St.	36 67	
									309	H Kennesaw St.	72 69	
									329	A NJIT	67 80	
									329	H NJIT	53 69	
LAST 12 Division I GAMES:												
309	H	Kennesaw St.	72	69	225	H	Jacksonville	61	58			
182	A	North Ala.	50	71	252	A	North Florida	66	72			
329	H	NJIT	53	69	182	H	North Ala.	60	81			
58	H	FGCU	46	80	193	H	Liberty	60	77			
309	A	Kennesaw St.	36	67	190	A	Stetson	49	76			
193	A	Liberty	60	74	58	A	FGCU	40	82			

Non-Div I Games:

Lipscomb

■ Loss,
 ■ Non-Conf,
 ■ S Site,
 ■ H Home
 ■ A Away
 N Neutral

Little Rock

Through Games Of March 6, 2019

Average RPI Win:	175	WON-LOST	WINNING	LAST 10	STRENGTH OF	OPP. STRENGTH	TEAM	ADJ.	CONF.	ADJ CONF.
Average RPI Loss:	77	RECORD	PCT. RANK	GAMES	SCHEDULE	OF SCHEDULE	RPI	RPI	RPI	RPI
DIV. I ONLY	17- 10	99	1- 0	51	101	70	70	12	12	
DIV. I NON-CONF.	4- 7	228	0- 0	46	11	135	135	14	14	
TOTALS	RPI 1-25	RPI 26-50	W-L RECORDS	RPI 51-100	RPI 101-150	RPI 150+				
17- 10	0- 2	0- 2	OVERALL	3- 3	4- 1	10- 2				
10- 5	0- 2	0- 2	HOME	2- 0	2- 1	6- 0				
7- 5	0- 0	0- 0	AWAY	1- 3	2- 0	4- 2				
0- 0	0- 0	0- 0	NEUTRAL	0- 0	0- 0	0- 0				
4- 7	0- 2	0- 2	NON-CONFERENCE	0- 2	0- 1	4- 0				
1- 5	0- 2	0- 2	HOME	0- 0	0- 1	1- 0				
3- 2	0- 0	0- 0	AWAY	0- 2	0- 0	3- 0				
0- 0	0- 0	0- 0	NEUTRAL	0- 0	0- 0	0- 0				
13- 3	0- 0	0- 0	CONFERENCE	3- 1	4- 0	6- 2				
9- 0	0- 0	0- 0	HOME	2- 0	2- 0	5- 0				
4- 3	0- 0	0- 0	AWAY	1- 1	2- 0	1- 2				
0- 0	0- 0	0- 0	NEUTRAL	0- 0	0- 0	0- 0				

RPI 1-25				RPI 26-50				RPI 51-100				Team's RPI: 70	RPI 101+			
RPI	S	Opponent	Score	RPI	S	Opponent	Score	RPI	S	Opponent	Score		RPI	S	Opponent	Score
8	H	Mississippi St.	63 98	30	H	Rice	65 79	65	A	Missouri St.	44 48		104	A	South Alabama	65 42
17	H	Texas A&M	40 61	35	H	Kansas St.	47 53	69	A	LSU	45 60		104	H	South Alabama	47 44
								78	A	UT Arlington	62 61		114	H	Western Ky.	56 68
								78	H	UT Arlington	68 65		134	H	Georgia St.	82 50
								92	A	Troy	66 71		148	A	Appalachian St.	74 59
								92	H	Troy	76 72		161	A	Texas St.	48 50
													161	H	Texas St.	62 47
													166	A	Tulsa	63 53
													168	A	Louisiana Tech	69 58
													175	A	Coastal Caro.	60 47
													181	A	Arkansas St.	58 62
													181	H	Arkansas St.	68 55
													232	A	Memphis	63 60
													262	H	Louisiana	62 48
													288	H	Ga. Southern	80 51
													302	H	La.-Monroe	63 44
													305	H	Fla. Atlantic	61 38
LAST 12 Division I GAMES:																
134	H	Georgia St.	82 50	92	H	Troy	76 72									
288	H	Ga. Southern	80 51	181	H	Arkansas St.	68 55									
181	A	Arkansas St.	58 62	148	A	Appalachian St.	74 59									
161	A	Texas St.	48 50	175	A	Coastal Caro.	60 47									
78	A	UT Arlington	62 61	78	H	UT Arlington	68 65									
104	H	South Alabama	47 44	161	H	Texas St.	62 47									

Non-Div I Games:

Little Rock

Loss, Non-Conf, S Site, H Home A Away N Neutral

Average RPI Win: 230		WON-LOST	WINNING	LAST 10	STRENGTH OF	OPP. STRENGTH	TEAM	ADJ.	CONF.	ADJ CONF.
Average RPI Loss: 153		RECORD	PCT. RANK	GAMES	SCHEDULE	OF SCHEDULE	RPI	RPI	RPI	RPI
DIV. I ONLY		8- 19	276	0- 1	163	186	272	272	21	21
DIV. I NON-CONF.		3- 10	278	0- 0	116	123	253	253	20	20
TOTALS		RPI 1-25	RPI 26-50	W-L RECORDS	RPI 51-100	RPI 101-150	RPI 150+			
8- 19	0- 1		0- 1	OVERALL	1- 6	1- 4	6- 7			
5- 10	0- 0		0- 1	HOME	1- 3	0- 2	4- 4			
3- 9	0- 1		0- 0	AWAY	0- 3	1- 2	2- 3			
0- 0	0- 0		0- 0	NEUTRAL	0- 0	0- 0	0- 0			
3- 10	0- 1		0- 1	NON-CONFERENCE	1- 4	0- 1	2- 3			
2- 6	0- 0		0- 1	HOME	1- 2	0- 0	1- 3			
1- 4	0- 1		0- 0	AWAY	0- 2	0- 1	1- 0			
0- 0	0- 0		0- 0	NEUTRAL	0- 0	0- 0	0- 0			
5- 9	0- 0		0- 0	CONFERENCE	0- 2	1- 3	4- 4			
3- 4	0- 0		0- 0	HOME	0- 1	0- 2	3- 1			
2- 5	0- 0		0- 0	AWAY	0- 1	1- 1	1- 3			
0- 0	0- 0		0- 0	NEUTRAL	0- 0	0- 0	0- 0			

RPI 1-25				RPI 26-50				RPI 51-100				RPI 101+				Team's RPI: 272	
RPI	S	Opponent	Score	RPI	S	Opponent	Score	RPI	S	Opponent	Score	RPI	S	Opponent	Score		
5	A	Oregon	48 110	41	H	Southern California	50 86	68	H	Idaho	70 63	135	A	CSUN	45 60		
								76	A	Utah	59 82	135	H	CSUN	37 51		
								88	A	UC Davis	50 70	141	A	Montana St.	62 85		
								88	H	UC Davis	49 66	147	A	UC Riverside	63 45		
								89	H	UNI	64 71	147	H	UC Riverside	59 73		
								91	H	Arizona	43 70	177	A	Utah St.	50 48		
								99	A	Loyola Marymount	62 71	184	H	UC Irvine	46 48		
												231	H	California Baptist	83 85		
												236	A	Hawaii	49 63		
												236	H	Hawaii	56 40		
												245	H	Nevada	67 76		
												259	A	Cal St. Fullerton	59 53		
												269	H	San Diego	56 60		
												296	A	UC Santa Barbara	54 60		
												296	H	UC Santa Barbara	62 53		
												317	A	Cal Poly	59 66		
												317	H	Cal Poly	61 58		
												336	H	Grand Canyon	57 50		
LAST 12 Division I GAMES:																	
				88	H	UC Davis	49 66	317	A	Cal Poly	59 66						
				296	H	UC Santa Barbara	62 53	259	A	Cal St. Fullerton	59 53						
				135	A	CSUN	45 60	88	A	UC Davis	50 70						
				236	A	Hawaii	49 63	135	H	CSUN	37 51						
				184	H	UC Irvine	46 48	147	H	UC Riverside	59 73						
				236	H	Hawaii	56 40	296	A	UC Santa Barbara	54 60						

Non-Div I Games:

Long Beach St.

Loss, Non-Conf, S Site, H Home A Away N Neutral

Average RPI Win:	265	WON-LOST	WINNING	LAST 10	STRENGTH OF	OPP. STRENGTH	TEAM	ADJ.	CONF.	ADJ CONF.
Average RPI Loss:	202	RECORD	PCT. RANK	GAMES	SCHEDULE	OF SCHEDULE	RPI	RPI	RPI	RPI
DIV. I ONLY	3- 25	344	0- 1	215	322	339	339	27	27	
DIV. I NON-CONF.	1- 10	329	0- 1	149	336	329	329	29	29	
TOTALS	RPI 1-25	RPI 26-50	W-L RECORDS	RPI 51-100	RPI 101-150	RPI 150+				
3- 25	0- 0	0- 0	OVERALL	0- 5	0- 3	3- 17				
3- 11	0- 0	0- 0	HOME	0- 1	0- 1	3- 9				
0- 13	0- 0	0- 0	AWAY	0- 4	0- 2	0- 7				
0- 1	0- 0	0- 0	NEUTRAL	0- 0	0- 0	0- 1				
1- 10	0- 0	0- 0	NON-CONFERENCE	0- 3	0- 1	1- 6				
1- 4	0- 0	0- 0	HOME	0- 0	0- 0	1- 4				
0- 5	0- 0	0- 0	AWAY	0- 3	0- 1	0- 1				
0- 1	0- 0	0- 0	NEUTRAL	0- 0	0- 0	0- 1				
2- 15	0- 0	0- 0	CONFERENCE	0- 2	0- 2	2- 11				
2- 7	0- 0	0- 0	HOME	0- 1	0- 1	2- 5				
0- 8	0- 0	0- 0	AWAY	0- 1	0- 1	0- 6				
0- 0	0- 0	0- 0	NEUTRAL	0- 0	0- 0	0- 0				

RPI 1-25				RPI 26-50				RPI 51-100				RPI 101+				Team's RPI: 339	
RPI	S	Opponent	Score	RPI	S	Opponent	Score	RPI	S	Opponent	Score	RPI	S	Opponent	Score		
								60	A	Virginia Tech	39	93	109	A	High Point	47	70
								81	A	Radford	52	81	109	H	High Point	54	65
								81	H	Radford	34	68	119	A	UNCW	33	35
								94	A	VCU	55	84	183	A	UNC Asheville	55	80
								95	A	Old Dominion	48	69	183	H	UNC Asheville	57	68
													197	A	Hampton	40	66
													197	H	Hampton	70	86
													206	N	East Carolina	52	61
													208	H	UMES	83	71
													209	H	Campbell	60	66
													212	H	Saint Francis (PA)	88	91
													219	H	Eastern Mich.	45	64
													248	A	Gardner-Webb	78	80
													248	H	Gardner-Webb	85	79
													268	H	Wofford	72	101
													289	A	Norfolk St.	42	74
													290	H	Charleston So.	74	81
													298	A	Winthrop	69	77
													313	H	Wagner	60	86
													331	A	Presbyterian	66	81
													331	H	Presbyterian	60	64
													340	A	USC Upstate	67	72
													340	H	USC Upstate	80	58
LAST 12 Division I GAMES:																	
				95	A	Old Dominion	48	69	340	H	USC Upstate	80	58				
				331	H	Presbyterian	60	64	248	A	Gardner-Webb	78	80				
				109	A	High Point	47	70	109	H	High Point	54	65				
				197	H	Hampton	70	86	248	H	Gardner-Webb	85	79				
				183	H	UNC Asheville	57	68	209	H	Campbell	60	66				
				81	A	Radford	52	81	340	A	USC Upstate	67	72				

Non-Div I Games:

Longwood

■ Loss,
 ■ Non-Conf,
 ■ S Site,
 ■ H Home
 ■ A Away
 N Neutral

RPI 1-25				RPI 26-50				RPI 51-100				RPI 101+ Team's RPI: 262			
RPI	S	Opponent	Score	RPI	S	Opponent	Score	RPI	S	Opponent	Score	RPI	S	Opponent	Score
8	A	Mississippi St.	36 104	46	A	Auburn	59 71	69	H	LSU	54 76	104	A	South Alabama	60 83
				48	H	Lamar University	77 79	70	A	Little Rock	48 62	134	A	Georgia St.	71 74
								78	H	UT Arlington	61 76	134	H	Georgia St.	57 54
								92	A	Troy	64 90	148	A	Appalachian St.	69 83
												148	H	Appalachian St.	73 55
												161	H	Texas St.	65 71
												174	H	Sam Houston St.	62 68
												175	A	Coastal Caro.	62 67
												175	H	Coastal Caro.	58 76
												181	A	Arkansas St.	75 87
												224	A	UTRGV	60 75
												234	A	Ole Miss	57 79
												255	N	A&M-Corpus Christi	63 64
												271	H	Jackson St.	68 61
												288	A	Ga. Southern	71 79
												288	H	Ga. Southern	59 48
												302	A	La.-Monroe	55 52
												302	H	La.-Monroe	52 45
												318	A	McNeese	70 59
LAST 12 Division I GAMES:															
				148	A	Appalachian St.	69 83					175	H	Coastal Caro.	58 76
				175	A	Coastal Caro.	62 67					148	H	Appalachian St.	73 55
				161	H	Texas St.	65 71					78	H	UT Arlington	61 76
				302	A	La.-Monroe	55 52					92	A	Troy	64 90
				134	A	Georgia St.	71 74					104	A	South Alabama	60 83
				288	A	Ga. Southern	71 79					302	H	La.-Monroe	52 45

Louisiana

Page 152

Average RPI Win: 218		WON-LOST	WINNING	LAST 10	STRENGTH OF	OPP. STRENGTH	TEAM	ADJ.	CONF.	ADJ CONF.
Average RPI Loss: 132		RECORD	PCT. RANK	GAMES	SCHEDULE	OF SCHEDULE	RPI	RPI	RPI	RPI
DIV. I ONLY		13- 14	183	1- 0	171	122	168	168	14	14
DIV. I NON-CONF.		7- 5	132	1- 0	261	84	158	158	17	17
TOTALS	RPI 1-25		RPI 26-50		W-L RECORDS		RPI 51-100		RPI 101-150	RPI 150+
13- 14	0- 1		0- 2		OVERALL		1- 4		2- 1	10- 6
7- 4	0- 0		0- 1		HOME		1- 2		1- 0	5- 1
5- 9	0- 1		0- 1		AWAY		0- 1		1- 1	4- 5
1- 1	0- 0		0- 0		NEUTRAL		0- 1		0- 0	1- 0
7- 5	0- 1		0- 0		NON-CONFERENCE		1- 2		0- 0	6- 2
3- 1	0- 0		0- 0		HOME		1- 1		0- 0	2- 0
3- 3	0- 1		0- 0		AWAY		0- 0		0- 0	3- 2
1- 1	0- 0		0- 0		NEUTRAL		0- 1		0- 0	1- 0
6- 9	0- 0		0- 2		CONFERENCE		0- 2		2- 1	4- 4
4- 3	0- 0		0- 1		HOME		0- 1		1- 0	3- 1
2- 6	0- 0		0- 1		AWAY		0- 1		1- 1	1- 3
0- 0	0- 0		0- 0		NEUTRAL		0- 0		0- 0	0- 0

RPI 1-25				RPI 26-50				RPI 51-100				RPI 101+				Team's RPI: 168	
RPI	S	Opponent	Score	RPI	S	Opponent	Score	RPI	S	Opponent	Score	RPI	S	Opponent	Score		
21	A	Arizona St.	44 80	30	A	Rice	42 78	65	N	Missouri St.	70 82	103	A	UAB	73 68		
				30	H	Rice	51 61	67	A	Middle Tenn.	38 75	114	A	Western Ky.	76 81		
								70	H	Little Rock	58 69	116	H	Charlotte	88 51		
								95	H	Old Dominion	59 70	151	N	Alabama	79 62		
								98	H	Houston	100 88	179	H	North Texas	54 65		
												181	A	Arkansas St.	80 70		
												186	A	Southern Miss.	70 74		
												186	H	Southern Miss.	106 85		
												199	A	Marshall	88 90		
												232	A	Memphis	66 50		
												234	H	Ole Miss	80 71		
												235	A	UMKC	70 80		
												251	A	Wichita St.	56 70		
												275	A	UTEP	74 64		
												305	H	Fla. Atlantic	86 55		
												306	A	UTSA	68 70		
												314	H	FIU	90 72		
												318	A	McNeese	89 48		
												321	H	Southeastern La.	72 53		
LAST 12 Division I GAMES:																	
151	N	Alabama	79 62	314	H	FIU	90 72										
30	A	Rice	42 78	305	H	Fla. Atlantic	86 55										
186	A	Southern Miss.	70 74	114	A	Western Ky.	76 81										
306	A	UTSA	68 70	199	A	Marshall	88 90										
275	A	UTEP	74 64	116	H	Charlotte	88 51										
186	H	Southern Miss.	106 85	95	H	Old Dominion	59 70										

Non-Div I Games: LSU-Alexandria 112 70

Louisiana Tech

Loss, Non-Conf, S Site, H Home A Away N Neutral

Louisville

Through Games Of March 6, 2019

Average RPI Win:	86	WON-LOST	WINNING	LAST 10	STRENGTH OF	OPP. STRENGTH	TEAM	ADJ.	CONF.	ADJ CONF.
Average RPI Loss:	10	RECORD	PCT. RANK	GAMES	SCHEDULE	OF SCHEDULE	RPI	RPI	RPI	RPI
DIV. I ONLY	27- 2	3	1- 0	11	2	3	3	1	1	
DIV. I NON-CONF.	13- 0	1	0- 0	16	26	4	4	1	1	
TOTALS	RPI 1-25	RPI 26-50	W-L RECORDS	RPI 51-100	RPI 101-150	RPI 150+				
27- 2	6- 2	3- 0	OVERALL	8- 0	7- 0	3- 0				
14- 1	4- 1	1- 0	HOME	4- 0	3- 0	2- 0				
11- 1	1- 1	2- 0	AWAY	4- 0	3- 0	1- 0				
2- 0	1- 0	0- 0	NEUTRAL	0- 0	1- 0	0- 0				
13- 0	3- 0	2- 0	NON-CONFERENCE	2- 0	3- 0	3- 0				
7- 0	2- 0	0- 0	HOME	2- 0	1- 0	2- 0				
4- 0	0- 0	2- 0	AWAY	0- 0	1- 0	1- 0				
2- 0	1- 0	0- 0	NEUTRAL	0- 0	1- 0	0- 0				
14- 2	3- 2	1- 0	CONFERENCE	6- 0	4- 0	0- 0				
7- 1	2- 1	1- 0	HOME	2- 0	2- 0	0- 0				
7- 1	1- 1	0- 0	AWAY	4- 0	2- 0	0- 0				
0- 0	0- 0	0- 0	NEUTRAL	0- 0	0- 0	0- 0				

RPI	S	Opponent	Score	RPI	S	Opponent	Score	RPI	S	Opponent	Score	RPI	S	Opponent	Score
1	A	Notre Dame	68 82	27	A	Central Mich.	72 68	52	H	Miami (OH)	95 73	113	N	Hartford	86 69
6	H	UConn	78 69	38	H	North Carolina	73 66	54	H	Georgia Tech	61 44	114	A	Western Ky.	102 80
7	H	NC State	92 62	47	A	Boise St.	74 55	55	A	Clemson	76 44	120	H	UT Martin	102 62
10	H	Syracuse	76 51					60	A	Virginia Tech	72 63	123	A	Pittsburgh	67 40
18	H	Miami (FL)	73 79					73	A	Duke	73 51	123	H	Pittsburgh	70 42
20	H	Kentucky	80 75					83	H	Nebraska	85 68	128	H	Boston College	87 51
21	N	Arizona St.	58 56					90	A	Virginia	71 49	146	A	Wake Forest	73 49
23	A	Florida St.	68 49					90	H	Virginia	91 43	167	A	Chattanooga	75 49
												240	H	Northern Ky.	92 59
												301	H	Tennessee St.	107 52
LAST 12 Division I GAMES:															
123	A	Pittsburgh	67 40	10	H	Syracuse	76 51								
7	H	NC State	92 62	55	A	Clemson	76 44								
128	H	Boston College	87 51	6	H	UConn	78 69								
90	A	Virginia	71 49	123	H	Pittsburgh	70 42								
18	H	Miami (FL)	73 79	23	A	Florida St.	68 49								
60	A	Virginia Tech	72 63	146	A	Wake Forest	73 49								

Non-Div I Games:

Louisville

■ Loss,
 ■ Non-Conf, S Site,
 ■ Home
 ■ Away
 N Neutral

Average RPI Win:	284	WON-LOST	WINNING	LAST 10	STRENGTH OF	OPP. STRENGTH	TEAM	ADJ.	CONF.	ADJ CONF.
Average RPI Loss:	114	RECORD	PCT. RANK	GAMES	SCHEDULE	OF SCHEDULE	RPI	RPI	RPI	RPI
DIV. I ONLY	12- 16	212	0- 1	243	187	244	244	13	13	
DIV. I NON-CONF.	6- 5	143	0- 0	335	275	278	278	15	15	
TOTALS	RPI 1-25	RPI 26-50	W-L RECORDS	RPI 51-100	RPI 101-150	RPI 150+				
12- 16	0- 3	0- 0	OVERALL	0- 5	0- 1	12- 7				
8- 7	0- 2	0- 0	HOME	0- 2	0- 0	8- 3				
4- 9	0- 1	0- 0	AWAY	0- 3	0- 1	4- 4				
0- 0	0- 0	0- 0	NEUTRAL	0- 0	0- 0	0- 0				
6- 5	0- 1	0- 0	NON-CONFERENCE	0- 1	0- 1	6- 2				
4- 2	0- 1	0- 0	HOME	0- 0	0- 0	4- 1				
2- 3	0- 0	0- 0	AWAY	0- 1	0- 1	2- 1				
0- 0	0- 0	0- 0	NEUTRAL	0- 0	0- 0	0- 0				
6- 11	0- 2	0- 0	CONFERENCE	0- 4	0- 0	6- 5				
4- 5	0- 1	0- 0	HOME	0- 2	0- 0	4- 2				
2- 6	0- 1	0- 0	AWAY	0- 2	0- 0	2- 3				
0- 0	0- 0	0- 0	NEUTRAL	0- 0	0- 0	0- 0				

RPI 1-25				RPI 26-50				RPI 51-100				RPI 101+ Team's RPI: 244			
RPI	S	Opponent	Score	RPI	S	Opponent	Score	RPI	S	Opponent	Score	RPI	S	Opponent	Score
22	A	Drake	60 69					65	A	Missouri St.	49 84	115	A	Youngstown St.	63 74
22	H	Drake	55 83					65	H	Missouri St.	58 85	157	A	Bradley	59 71
24	H	DePaul	76 102					87	A	Purdue	41 65	157	H	Bradley	56 69
								89	A	UNI	52 64	159	A	Southern Ill.	63 74
								89	H	UNI	65 71	159	H	Southern Ill.	41 64
												160	A	Illinois St.	52 65
												160	H	Illinois St.	62 59
												213	A	Indiana St.	44 36
												213	H	Indiana St.	56 54
												220	A	Bowling Green	74 88
												235	H	UMKC	74 88
												237	H	SIUE	56 43
												266	A	Western Mich.	64 53
												311	H	Valparaiso	80 54
												328	A	Evansville	71 51
												328	H	Evansville	61 56
												333	H	Detroit Mercy	52 43
												335	H	Purdue Fort Wayne	81 67
												338	A	UIC	75 60
												350	H	Chicago St.	76 40
LAST 12 Division I GAMES:															
157	A	Bradley	59 71	22	H	Drake	55 83								
160	A	Illinois St.	52 65	89	H	UNI	65 71								
65	H	Missouri St.	58 85	157	H	Bradley	56 69								
159	H	Southern Ill.	41 64	160	H	Illinois St.	62 59								
328	A	Evansville	71 51	159	A	Southern Ill.	63 74								
213	A	Indiana St.	44 36	65	A	Missouri St.	49 84								

Non-Div I Games:

Loyola Chicago

■ Loss,
 ■ Non-Conf,
 ■ S Site,
 ■ H Home
 ■ A Away
 N Neutral

Average RPI Win: 264		WON-LOST	WINNING	LAST 10	STRENGTH OF	OPP. STRENGTH	TEAM	ADJ.	CONF.	ADJ CONF.
Average RPI Loss: 161		RECORD	PCT. RANK	GAMES	SCHEDULE	OF SCHEDULE	RPI	RPI	RPI	RPI
DIV. I ONLY		6- 23	314	0- 1	131	240	276	276	18	18
DIV. I NON-CONF.		1- 10	329	0- 1	139	237	288	288	21	21
TOTALS		RPI 1-25	RPI 26-50	W-L RECORDS	RPI 51-100	RPI 101-150	RPI 150+			
6- 23	0- 1		0- 2	OVERALL	0- 3	0- 4	6- 13			
2- 10	0- 0		0- 1	HOME	0- 1	0- 1	2- 7			
4- 12	0- 1		0- 1	AWAY	0- 2	0- 2	4- 6			
0- 1	0- 0		0- 0	NEUTRAL	0- 0	0- 1	0- 0			
1- 10	0- 1		0- 0	NON-CONFERENCE	0- 1	0- 2	1- 6			
0- 3	0- 0		0- 0	HOME	0- 0	0- 0	0- 3			
1- 6	0- 1		0- 0	AWAY	0- 1	0- 1	1- 3			
0- 1	0- 0		0- 0	NEUTRAL	0- 0	0- 1	0- 0			
5- 13	0- 0		0- 2	CONFERENCE	0- 2	0- 2	5- 7			
2- 7	0- 0		0- 1	HOME	0- 1	0- 1	2- 4			
3- 6	0- 0		0- 1	AWAY	0- 1	0- 1	3- 3			
0- 0	0- 0		0- 0	NEUTRAL	0- 0	0- 0	0- 0			

[illegible]

Non-Div I Games:

Loyola Maryland

Loss, Non-Conf, S Site, H Home A Away N Neutral

Average RPI Win:	167	WON-LOST	WINNING	LAST 10	STRENGTH OF	OPP. STRENGTH	TEAM	ADJ.	CONF.	ADJ CONF.
Average RPI Loss:	99	RECORD	PCT. RANK	GAMES	SCHEDULE	OF SCHEDULE	RPI	RPI	RPI	RPI
DIV. I ONLY	17- 13	137	1- 0	64	102	99	99	7	7	
DIV. I NON-CONF.	7- 5	132	1- 0	72	198	98	98	7	7	
TOTALS	RPI 1-25	RPI 26-50	W-L RECORDS	RPI 51-100	RPI 101-150	RPI 150+				
17- 13	0- 2	2- 3	OVERALL	4- 2	1- 2	10- 4				
9- 5	0- 1	2- 0	HOME	2- 1	0- 1	5- 2				
8- 5	0- 1	0- 1	AWAY	2- 1	1- 1	5- 1				
0- 3	0- 0	0- 2	NEUTRAL	0- 0	0- 0	0- 1				
7- 5	0- 0	1- 2	NON-CONFERENCE	2- 0	1- 0	3- 3				
4- 1	0- 0	1- 0	HOME	1- 0	0- 0	2- 1				
3- 1	0- 0	0- 0	AWAY	1- 0	1- 0	1- 1				
0- 3	0- 0	0- 2	NEUTRAL	0- 0	0- 0	0- 1				
10- 8	0- 2	1- 1	CONFERENCE	2- 2	0- 2	7- 1				
5- 4	0- 1	1- 0	HOME	1- 1	0- 1	3- 1				
5- 4	0- 1	0- 1	AWAY	1- 1	0- 1	4- 0				
0- 0	0- 0	0- 0	NEUTRAL	0- 0	0- 0	0- 0				

RPI 1-25				RPI 26-50				RPI 51-100 Team's RPI: 99				RPI 101+			
RPI	S	Opponent	Score	RPI	S	Opponent	Score	RPI	S	Opponent	Score	RPI	S	Opponent	Score
13	A	Gonzaga	58 68	33	H	UCLA	69 63	53	A	Saint Mary's (CA)	62 86	105	A	Pepperdine	86 95
13	H	Gonzaga	53 78	34	A	BYU	44 55	53	H	Saint Mary's (CA)	69 56	105	H	Pepperdine	55 73
				34	H	BYU	61 58	88	H	UC Davis	60 53	135	A	CSUN	72 53
				37	N	South Dakota	40 67	91	A	Arizona	66 64	156	A	Denver	75 104
				49	N	Indiana	43 67	93	A	Pacific	72 67	163	A	Santa Clara	69 60
								93	H	Pacific	75 81	163	H	Santa Clara	75 83
												176	A	Portland	70 54
												176	H	Portland	76 58
												185	H	Robert Morris	61 53
												218	N	Grambling	61 62
												243	H	Northern Ariz.	62 63
												253	A	San Francisco	73 66
												253	H	San Francisco	66 58
												269	A	San Diego	69 52
												269	H	San Diego	83 57
												272	H	Long Beach St.	71 62
												296	A	UC Santa Barbara	70 57
LAST 12 Division I GAMES:															
185	H	Robert Morris	61 53	253	A	San Francisco	73 66								
13	A	Gonzaga	58 68	163	A	Santa Clara	69 60								
176	A	Portland	70 54	269	H	San Diego	83 57								
93	H	Pacific	75 81	34	H	BYU	61 58								
53	H	Saint Mary's (CA)	69 56	53	A	Saint Mary's (CA)	62 86								
105	H	Pepperdine	55 73	93	A	Pacific	72 67								

Non-Div I Games:

Loyola Marymount

■ Loss,
 ■ Non-Conf,
 ■ S Site,
 ■ H Home
 ■ A Away
 N Neutral

Average RPI Win: 225	WON-LOST	WINNING	LAST 10	STRENGTH OF	OPP. STRENGTH	TEAM	ADJ.	CONF.	ADJ CONF.
Average RPI Loss: 92	RECORD	PCT. RANK	GAMES	SCHEDULE	OF SCHEDULE	RPI	RPI	RPI	RPI
DIV. I ONLY	23- 7	43	1- 0	158	211	62	62	23	23
DIV. I NON-CONF.	7- 6	153	0- 0	37	86	52	52	25	25
TOTALS	RPI 1-25	RPI 26-50	W-L RECORDS	RPI 51-100	RPI 101-150	RPI 150+			
23- 7	0- 1	1- 0	OVERALL	3- 2	3- 3	16- 1			
11- 1	0- 0	0- 0	HOME	1- 1	2- 0	8- 0			
10- 5	0- 1	1- 0	AWAY	1- 1	1- 3	7- 0			
2- 1	0- 0	0- 0	NEUTRAL	1- 0	0- 0	1- 1			
7- 6	0- 1	1- 0	NON-CONFERENCE	3- 2	0- 2	3- 1			
2- 1	0- 0	0- 0	HOME	1- 1	0- 0	1- 0			
3- 4	0- 1	1- 0	AWAY	1- 1	0- 2	1- 0			
2- 1	0- 0	0- 0	NEUTRAL	1- 0	0- 0	1- 1			
16- 1	0- 0	0- 0	CONFERENCE	0- 0	3- 1	13- 0			
9- 0	0- 0	0- 0	HOME	0- 0	2- 0	7- 0			
7- 1	0- 0	0- 0	AWAY	0- 0	1- 1	6- 0			
0- 0	0- 0	0- 0	NEUTRAL	0- 0	0- 0	0- 0			

RPI 1-25				RPI 26-50				RPI 51-100 Team's RPI: 62				RPI 101+			
RPI	S	Opponent	Score	RPI	S	Opponent	Score	RPI	S	Opponent	Score	RPI	S	Opponent	Score
7	A	NC State	46 84	38	A	North Carolina	85 73	61	N	Penn	47 46	102	A	Fordham	64 72
								73	H	Duke	63 66	108	A	Northeastern	55 63
								74	A	Green Bay	39 70	113	A	Hartford	46 49
								82	H	Toledo	73 59	113	H	Hartford	78 58
								85	A	Harvard	67 60	137	A	Stony Brook	68 54
												137	H	Stony Brook	71 61
												167	N	Chattanooga	61 66
												195	N	N.C. A&T	58 52
												242	A	Albany (NY)	67 61
												242	H	Albany (NY)	76 65
												254	A	Binghamton	67 60
												254	H	Binghamton	95 66
												277	A	Vermont	63 51
												277	H	Vermont	66 45
												287	H	Brown	102 96
												297	A	Bryant	74 57
												304	A	UMBC	58 45
												304	H	UMBC	84 44
												315	A	New Hampshire	69 45
												315	H	New Hampshire	69 36
												315	H	New Hampshire	67 46
												320	A	UMass Lowell	60 41
												320	H	UMass Lowell	79 45
LAST 12 Division I GAMES:															
315	H	New Hampshire	69 36	113	H	Hartford	78 58								
167	N	Chattanooga	61 66	304	A	UMBC	58 45								
254	A	Binghamton	67 60	277	H	Vermont	66 45								
320	A	UMass Lowell	60 41	315	A	New Hampshire	69 45								
137	H	Stony Brook	71 61	320	H	UMass Lowell	79 45								
242	A	Albany (NY)	67 61	254	H	Binghamton	95 66								

Non-Div I Games:

Maine

■ Loss,
 ■ Non-Conf,
 ■ S Site,
 ■ Home
 ■ A Away
 N Neutral

Average RPI Win: 287	WON-LOST	WINNING	LAST 10	STRENGTH OF	OPP. STRENGTH	TEAM	ADJ.	CONF.	ADJ CONF.
Average RPI Loss: 182	RECORD	PCT. RANK	GAMES	SCHEDULE	OF SCHEDULE	RPI	RPI	RPI	RPI
DIV. I ONLY	11- 18	241	1- 0	222	326	274	274	26	26
DIV. I NON-CONF.	2- 9	297	0- 0	146	348	319	319	27	27
TOTALS	RPI 1-25	RPI 26-50	W-L RECORDS	RPI 51-100	RPI 101-150	RPI 150+			
11- 18	0- 0	0- 2	OVERALL	0- 2	1- 3	10- 11			
7- 9	0- 0	0- 1	HOME	0- 2	0- 2	7- 4			
4- 9	0- 0	0- 1	AWAY	0- 0	1- 1	3- 7			
0- 0	0- 0	0- 0	NEUTRAL	0- 0	0- 0	0- 0			
2- 9	0- 0	0- 0	NON-CONFERENCE	0- 2	0- 2	2- 5			
2- 5	0- 0	0- 0	HOME	0- 2	0- 1	2- 2			
0- 4	0- 0	0- 0	AWAY	0- 0	0- 1	0- 3			
0- 0	0- 0	0- 0	NEUTRAL	0- 0	0- 0	0- 0			
9- 9	0- 0	0- 2	CONFERENCE	0- 0	1- 1	8- 6			
5- 4	0- 0	0- 1	HOME	0- 0	0- 1	5- 2			
4- 5	0- 0	0- 1	AWAY	0- 0	1- 0	3- 4			
0- 0	0- 0	0- 0	NEUTRAL	0- 0	0- 0	0- 0			

RPI S	Opponent	Score	RPI S	Opponent	Score	RPI S	Opponent	Score	RPI S	Opponent	Score	Team's RPI: 274
43	A Quinnipiac	42 59	43	H Quinnipiac	39 64	77	H Wright St.	44 60	102	A Fordham	61 65	
						79	H Drexel	39 53	124	A Marist	69 51	
									124	H Marist	51 62	
									137	H Stony Brook	48 79	
									172	A Rider	60 57	
									172	H Rider	63 73	
									189	A Holy Cross	53 61	
									192	H Sacred Heart	46 74	
									226	A Monmouth	63 71	
									242	A Albany (NY)	54 60	
									246	A St. Francis Brooklyn	65 73	
									264	A Niagara	51 61	
									264	H Niagara	54 58	
									267	A Siena	56 62	
									267	H Siena	52 48	
									282	A Canisius	44 47	
									282	H Canisius	53 33	
									295	H Fairfield	47 41	
									325	A Iona	54 52	
									325	H Iona	55 33	
									330	H Lafayette	60 49	
									333	H Detroit Mercy	56 58	
									344	A Saint Peter's	62 44	
									344	H Saint Peter's	62 46	
									349	H LIU Brooklyn	61 46	
LAST 12 Division I GAMES:												
282	H Canisius	53 33	226	A Monmouth	63 71							
43	A Quinnipiac	42 59	344	A Saint Peter's	62 44							
344	H Saint Peter's	62 46	124	H Marist	51 62							
325	A Iona	54 52	267	H Siena	52 48							
172	A Rider	60 57	295	H Fairfield	47 41							
43	H Quinnipiac	39 64	124	A Marist	69 51							

Non-Div I Games:

Manhattan

■ Loss,
■ Non-Conf,
■ S Site,
■ H Home
■ A Away
N Neutral

M
a
r
i
s
t

M
a
r
i
s
t

Marist

Page 160

Average RPI Win:	114	WON-LOST	WINNING	LAST 10	STRENGTH OF	OPP. STRENGTH	TEAM	ADJ.	CONF.	ADJ CONF.
Average RPI Loss:	51	RECORD	PCT. RANK	GAMES	SCHEDULE	OF SCHEDULE	RPI	RPI	RPI	RPI
DIV. I ONLY	24- 6	23	1- 0	19	47	12	12	6	6	
DIV. I NON-CONF.	9- 3	62	1- 0	20	31	20	20	4	4	
TOTALS	RPI 1-25	RPI 26-50	W-L RECORDS	RPI 51-100	RPI 101-150	RPI 150+				
24- 6	2- 3	4- 0	OVERALL	6- 2	7- 1	5- 0				
15- 2	1- 1	3- 0	HOME	4- 1	4- 0	3- 0				
9- 4	1- 2	1- 0	AWAY	2- 1	3- 1	2- 0				
0- 0	0- 0	0- 0	NEUTRAL	0- 0	0- 0	0- 0				
9- 3	0- 3	2- 0	NON-CONFERENCE	2- 0	2- 0	3- 0				
7- 1	0- 1	2- 0	HOME	2- 0	1- 0	2- 0				
2- 2	0- 2	0- 0	AWAY	0- 0	1- 0	1- 0				
0- 0	0- 0	0- 0	NEUTRAL	0- 0	0- 0	0- 0				
15- 3	2- 0	2- 0	CONFERENCE	4- 2	5- 1	2- 0				
8- 1	1- 0	1- 0	HOME	2- 1	3- 0	1- 0				
7- 2	1- 0	1- 0	AWAY	2- 1	2- 1	1- 0				
0- 0	0- 0	0- 0	NEUTRAL	0- 0	0- 0	0- 0				

RPI 1-25				Team's RPI: 12		RPI 26-50				RPI 51-100				RPI 101+			
RPI	S	Opponent	Score	RPI	S	Opponent	Score	RPI	S	Opponent	Score	RPI	S	Opponent	Score		
1	H	Notre Dame	63 87	29	H	South Dakota St.	91 52	59	A	Butler	87 58	106	A	Northwestern	76 57		
8	A	Mississippi St.	82 87	43	A	Villanova	91 55	59	H	Butler	57 61	118	A	St. John's (NY)	74 81		
18	A	Miami (FL)	55 63	43	H	Villanova	93 55	74	H	Green Bay	80 54	118	H	St. John's (NY)	83 73		
24	A	DePaul	93 87	45	H	Michigan	85 74	75	A	Georgetown	72 62	121	A	Providence	80 57		
24	H	DePaul	96 63					75	H	Georgetown	59 52	121	H	Providence	85 46		
								89	H	UNI	102 61	129	A	Seton Hall	109 63		
								100	A	Creighton	65 71	129	H	Seton Hall	96 60		
								100	H	Creighton	85 67	141	H	Montana St.	100 52		
												191	A	Milwaukee	83 74		
												201	A	Xavier	90 44		
												201	H	Xavier	79 53		
												254	H	Binghamton	93 40		
												338	H	UIC	96 32		
LAST 12 Division I GAMES:																	
89	H	UNI	102 61	129	A	Seton Hall	109 63										
18	A	Miami (FL)	55 63	118	A	St. John's (NY)	74 81										
121	A	Providence	80 57	43	H	Villanova	93 55										
100	A	Creighton	65 71	75	H	Georgetown	59 52										
201	H	Xavier	79 53	24	A	DePaul	93 87										
59	H	Butler	57 61	59	A	Butler	87 58										

Non-Div I Games:

Marquette

Marshall

Through Games Of March 6, 2019

Average RPI Win:	242	WON-LOST	WINNING	LAST 10	STRENGTH OF	OPP. STRENGTH	TEAM	ADJ.	CONF.	ADJ CONF.
Average RPI Loss:	133	RECORD	PCT. RANK	GAMES	SCHEDULE	OF SCHEDULE	RPI	RPI	RPI	RPI
DIV. I ONLY	14- 13	160	0- 1	279	135	199	199	14	14	
DIV. I NON-CONF.	5- 7	206	0- 0	339	193	326	326	17	17	
TOTALS	RPI 1-25	RPI 26-50	W-L RECORDS	RPI 51-100	RPI 101-150	RPI 150+				
14- 13	0- 0	0- 1	OVERALL	2- 2	1- 5	11- 5				
9- 5	0- 0	0- 1	HOME	1- 0	1- 2	7- 2				
5- 8	0- 0	0- 0	AWAY	1- 2	0- 3	4- 3				
0- 0	0- 0	0- 0	NEUTRAL	0- 0	0- 0	0- 0				
5- 7	0- 0	0- 0	NON-CONFERENCE	0- 1	0- 2	5- 4				
5- 2	0- 0	0- 0	HOME	0- 0	0- 1	5- 1				
0- 5	0- 0	0- 0	AWAY	0- 1	0- 1	0- 3				
0- 0	0- 0	0- 0	NEUTRAL	0- 0	0- 0	0- 0				
9- 6	0- 0	0- 1	CONFERENCE	2- 1	1- 3	6- 1				
4- 3	0- 0	0- 1	HOME	1- 0	1- 1	2- 1				
5- 3	0- 0	0- 0	AWAY	1- 1	0- 2	4- 0				
0- 0	0- 0	0- 0	NEUTRAL	0- 0	0- 0	0- 0				

RPI 1-25				RPI 26-50				RPI 51-100				RPI 101+				Team's RPI: 199
RPI	S	Opponent	Score	RPI	S	Opponent	Score	RPI	S	Opponent	Score	RPI	S	Opponent	Score	
				30	H	Rice	67 79	55	A	Clemson	54 68	103	A	UAB	59 77	
								67	A	Middle Tenn.	59 53	111	H	Towson	69 76	
								95	A	Old Dominion	53 79	114	A	Western Ky.	55 85	
								95	H	Old Dominion	57 48	114	H	Western Ky.	66 69	
												116	H	Charlotte	63 62	
												148	A	Appalachian St.	52 74	
												159	A	Southern Ill.	49 58	
												168	H	Louisiana Tech	90 88	
												179	H	North Texas	67 55	
												186	H	Southern Miss.	52 64	
												187	A	Wisconsin	49 67	
												213	H	Indiana St.	53 62	
												220	A	Bowling Green	76 99	
												275	A	UTEP	63 60	
												281	H	Cleveland St.	86 64	
												301	H	Tennessee St.	80 59	
												305	A	Fla. Atlantic	72 67	
												306	A	UTSA	79 72	
												312	H	Coppin St.	88 67	
												314	A	FIU	86 58	
												328	H	Evansville	72 65	
												337	H	Delaware St.	75 63	
LAST 12 Division I GAMES:																
				95	A	Old Dominion	53 79	306	A	UTSA	79 72					
				114	H	Western Ky.	66 69	275	A	UTEP	63 60					
				67	A	Middle Tenn.	59 53	186	H	Southern Miss.	52 64					
				103	A	UAB	59 77	168	H	Louisiana Tech	90 88					
				30	H	Rice	67 79	314	A	FIU	86 58					
				179	H	North Texas	67 55	305	A	Fla. Atlantic	72 67					

Non-Div I Games: Bluefield St. 82 29

Marshall

■ Loss,
 ■ Non-Conf,
 ■ S Site,
 ■ Home
 ■ A Away
 N Neutral

Maryland

Through Games Of March 6, 2019

Average RPI Win:	135	WON-LOST	WINNING	LAST 10	STRENGTH OF	OPP. STRENGTH	TEAM	ADJ.	CONF.	ADJ CONF.
Average RPI Loss:	25	RECORD	PCT. RANK	GAMES	SCHEDULE	OF SCHEDULE	RPI	RPI	RPI	RPI
DIV. I ONLY	26- 3	7	1- 0	90	38	14	14	4	4	
DIV. I NON-CONF.	11- 0	1	0- 0	205	83	25	25	6	6	
TOTALS	RPI 1-25	RPI 26-50	W-L RECORDS	RPI 51-100	RPI 101-150	RPI 150+				
26- 3	2- 2	3- 1	OVERALL	7- 0	6- 0	8- 0				
14- 1	0- 1	2- 0	HOME	4- 0	3- 0	5- 0				
10- 2	2- 1	1- 1	AWAY	3- 0	2- 0	2- 0				
2- 0	0- 0	0- 0	NEUTRAL	0- 0	1- 0	1- 0				
11- 0	1- 0	1- 0	NON-CONFERENCE	1- 0	3- 0	5- 0				
6- 0	0- 0	1- 0	HOME	1- 0	1- 0	3- 0				
3- 0	1- 0	0- 0	AWAY	0- 0	1- 0	1- 0				
2- 0	0- 0	0- 0	NEUTRAL	0- 0	1- 0	1- 0				
15- 3	1- 2	2- 1	CONFERENCE	6- 0	3- 0	3- 0				
8- 1	0- 1	1- 0	HOME	3- 0	2- 0	2- 0				
7- 2	1- 1	1- 1	AWAY	3- 0	1- 0	1- 0				
0- 0	0- 0	0- 0	NEUTRAL	0- 0	0- 0	0- 0				

RPI 1-25				Team's RPI: 14		RPI 26-50				RPI 51-100				RPI 101+			
RPI	S	Opponent	Score	RPI	S	Opponent	Score	RPI	S	Opponent	Score	RPI	S	Opponent	Score		
9	A	Iowa	73 86	32	H	James Madison	87 63	54	H	Georgia Tech	67 54	101	N	Georgia	58 51		
16	A	South Carolina	85 61	40	A	Michigan St.	60 77	83	A	Nebraska	81 63	106	H	Northwestern	72 57		
25	A	Rutgers	62 48	45	H	Michigan	83 69	83	H	Nebraska	89 63	117	H	Dayton	82 71		
25	H	Rutgers	65 73	49	A	Indiana	76 56	84	A	Ohio St.	70 57	139	A	Delaware	77 53		
								84	H	Ohio St.	75 69	142	A	Penn St.	77 61		
								87	A	Purdue	58 55	142	H	Penn St.	79 67		
								97	H	Minnesota	71 69	187	H	Wisconsin	75 57		
												214	A	George Washington	69 30		
												217	A	Illinois	80 66		
												217	H	Illinois	71 62		
												276	H	Loyola Maryland	83 48		
												303	N	Morgan St.	68 44		
												304	H	UMBC	92 61		
												312	H	Coppin St.	93 36		
LAST 12 Division I GAMES:																	
217	H	Illinois	71 62	106	H	Northwestern	72 57										
87	A	Purdue	58 55	217	A	Illinois	80 66										
97	H	Minnesota	71 69	187	H	Wisconsin	75 57										
9	A	Iowa	73 86	49	A	Indiana	76 56										
83	H	Nebraska	89 63	84	A	Ohio St.	70 57										
25	A	Rutgers	62 48	142	H	Penn St.	79 67										

Non-Div I Games:

Maryland

Loss, Non-Conf, S Site, H Home A Away N Neutral

Massachusetts

Through Games Of March 6, 2019

Average RPI Win:	230	WON-LOST	WINNING	LAST 10	STRENGTH OF	OPP. STRENGTH	TEAM	ADJ.	CONF.	ADJ CONF.
Average RPI Loss:	183	RECORD	PCT. RANK	GAMES	SCHEDULE	OF SCHEDULE	RPI	RPI	RPI	RPI
DIV. I ONLY	16- 15	171	1- 0	258	248	203	203	17	17	
DIV. I NON-CONF.	8- 6	138	0- 0	232	331	191	191	16	16	
TOTALS	RPI 1-25	RPI 26-50	W-L RECORDS	RPI 51-100	RPI 101-150	RPI 150+				
16- 15	0- 0	0- 1	OVERALL	0- 1	3- 5	13- 8				
9- 6	0- 0	0- 0	HOME	0- 0	1- 1	8- 5				
6- 8	0- 0	0- 0	AWAY	0- 1	2- 4	4- 3				
1- 1	0- 0	0- 1	NEUTRAL	0- 0	0- 0	1- 0				
8- 6	0- 0	0- 1	NON-CONFERENCE	0- 0	1- 2	7- 3				
5- 2	0- 0	0- 0	HOME	0- 0	0- 0	5- 2				
2- 3	0- 0	0- 0	AWAY	0- 0	1- 2	1- 1				
1- 1	0- 0	0- 1	NEUTRAL	0- 0	0- 0	1- 0				
8- 9	0- 0	0- 0	CONFERENCE	0- 1	2- 3	6- 5				
4- 4	0- 0	0- 0	HOME	0- 0	1- 1	3- 3				
4- 5	0- 0	0- 0	AWAY	0- 1	1- 2	3- 2				
0- 0	0- 0	0- 0	NEUTRAL	0- 0	0- 0	0- 0				

RPI 1-25			RPI 26-50			RPI 51-100			RPI 101+			Team's RPI: 203
RPI	S	Opponent	Score	RPI	S	Opponent	Score	RPI	S	Opponent	Score	
				42	N	Bucknell	58 77	94	A	VCU	48 52	
								102	A	Fordham	64 76	
								108	A	Northeastern	52 53	
								111	A	Towson	53 78	
								117	A	Dayton	47 75	
								124	A	Marist	70 55	
								136	H	Duquesne	69 66	
								149	A	Davidson	70 58	
								149	H	Davidson	49 64	
								170	H	Boston U.	66 55	
								178	H	Saint Louis	70 66	
								192	H	Sacred Heart	78 61	
								214	H	George Washington	59 66	
								223	A	George Mason	86 80	
								223	H	George Mason	52 70	
								224	H	UTRGV	74 70	
								228	A	Saint Joseph's	54 55	
								241	H	North Dakota	52 59	
								258	A	Rhode Island	57 53	
								258	H	Rhode Island	56 34	
								261	H	St. Bonaventure	63 64	
								267	A	Siena	59 64	
								273	A	Richmond	58 62	
								273	H	Richmond	64 38	
								283	A	La Salle	74 60	
								287	A	Brown	90 61	
								295	N	Fairfield	59 49	
LAST 12 Division I GAMES:												
				223	A	George Mason	86 80	228	A	Saint Joseph's	54 55	
				258	A	Rhode Island	57 53	258	H	Rhode Island	56 34	
				273	H	Richmond	64 38	136	H	Duquesne	69 66	
				102	A	Fordham	64 76	273	A	Richmond	58 62	
				214	H	George Washington	59 66	94	A	VCU	48 52	
				149	H	Davidson	49 64	261	H	St. Bonaventure	63 64	

Non-Div I Games:

Massachusetts

■ Loss,
 ■ Non-Conf,
 ■ S Site,
 ■ H Home
 ■ A Away
 N Neutral

RPI	S	Opponent	Score	
310	H	Incarnate Word	71	59
320	H	UMass Lowell	59	62
323	H	Central Conn. St.	74	59

M
a
s
s
a
c
h
u
s
e
t
t
s

M
a
s
s
a
c
h
u
s
e
t
t
s

Massachusetts

McNeese

Through Games Of March 6, 2019

Average RPI Win:	294	WON-LOST	WINNING	LAST 10	STRENGTH OF	OPP. STRENGTH	TEAM	ADJ.	CONF.	ADJ CONF.
Average RPI Loss:	191	RECORD	PCT. RANK	GAMES	SCHEDULE	OF SCHEDULE	RPI	RPI	RPI	RPI
DIV. I ONLY	5- 20	319	0- 1	276	299	318	318	25	25	
DIV. I NON-CONF.	0- 8	336	0- 0	103	187	315	315	23	23	
TOTALS	RPI 1-25	RPI 26-50	W-L RECORDS	RPI 51-100	RPI 101-150	RPI 150+				
5- 20	0- 0	0- 3	OVERALL	0- 2	0- 2	5- 13				
2- 9	0- 0	0- 1	HOME	0- 1	0- 0	2- 7				
3- 11	0- 0	0- 2	AWAY	0- 1	0- 2	3- 6				
0- 0	0- 0	0- 0	NEUTRAL	0- 0	0- 0	0- 0				
0- 8	0- 0	0- 2	NON-CONFERENCE	0- 1	0- 1	0- 4				
0- 2	0- 0	0- 0	HOME	0- 0	0- 0	0- 2				
0- 6	0- 0	0- 2	AWAY	0- 1	0- 1	0- 2				
0- 0	0- 0	0- 0	NEUTRAL	0- 0	0- 0	0- 0				
5- 12	0- 0	0- 1	CONFERENCE	0- 1	0- 1	5- 9				
2- 7	0- 0	0- 1	HOME	0- 1	0- 0	2- 5				
3- 5	0- 0	0- 0	AWAY	0- 0	0- 1	3- 4				
0- 0	0- 0	0- 0	NEUTRAL	0- 0	0- 0	0- 0				

RPI S	Opponent	Score	RPI S	Opponent	Score	RPI S	Opponent	Score	RPI S	Opponent	Score	Team's RPI: 318
26	A Texas	40 96	26	A Texas	40 96	66	H SFA	48 97	103	A UAB	48 91	
30	A Rice	65 93	30	A Rice	65 93	69	A LSU	36 86	140	A Abilene Christian	52 109	
48	H Lamar University	62 64	48	H Lamar University	62 64				162	A Nicholls St.	69 68	
									162	H Nicholls St.	55 78	
									168	H Louisiana Tech	48 89	
									174	H Sam Houston St.	80 93	
									218	A Grambling	51 75	
									255	A A&M-Corpus Christi	51 62	
									262	H Louisiana	59 70	
									280	A Central Ark.	45 76	
									286	A New Orleans	76 88	
									286	H New Orleans	60 64	
									302	A La.-Monroe	60 69	
									310	H Incarnate Word	66 68	
									319	A Northwestern St.	63 82	
									319	H Northwestern St.	73 89	
									321	A Southeastern La.	75 70	
									321	H Southeastern La.	62 56	
									334	A Houston Baptist	72 67	
									334	H Houston Baptist	81 71	
LAST 12 Division I GAMES:												
255	A A&M-Corpus Christi	51 62	66	H SFA	48 97							
334	A Houston Baptist	72 67	319	H Northwestern St.	73 89							
162	H Nicholls St.	55 78	174	H Sam Houston St.	80 93							
286	H New Orleans	60 64	48	H Lamar University	62 64							
280	A Central Ark.	45 76	334	H Houston Baptist	81 71							
321	A Southeastern La.	75 70	321	H Southeastern La.	62 56							

Non-Div I Games: LSU-Alexandria 60 68 Southern-N.O. 106 54 Louisiana Col. 86 68

McNeese

Loss, Non-Conf, S Site, H Home A Away N Neutral

Average RPI Win:	219	WON-LOST	WINNING	LAST 10	STRENGTH OF	OPP. STRENGTH	TEAM	ADJ.	CONF.	ADJ CONF.
Average RPI Loss:	142	RECORD	PCT. RANK	GAMES	SCHEDULE	OF SCHEDULE	RPI	RPI	RPI	RPI
DIV. I ONLY	10- 19	259	0- 1	126	152	232	232	9	9	
DIV. I NON-CONF.	5- 8	224	0- 0	188	313	269	269	8	8	
TOTALS	RPI 1-25	RPI 26-50	W-L RECORDS	RPI 51-100	RPI 101-150	RPI 150+				
10- 19	0- 2	0- 0	OVERALL	0- 5	2- 1	8- 11				
6- 10	0- 1	0- 0	HOME	0- 4	0- 0	6- 5				
3- 9	0- 1	0- 0	AWAY	0- 1	1- 1	2- 6				
1- 0	0- 0	0- 0	NEUTRAL	0- 0	1- 0	0- 0				
5- 8	0- 0	0- 0	NON-CONFERENCE	0- 2	1- 1	4- 5				
4- 4	0- 0	0- 0	HOME	0- 2	0- 0	4- 2				
0- 4	0- 0	0- 0	AWAY	0- 0	0- 1	0- 3				
1- 0	0- 0	0- 0	NEUTRAL	0- 0	1- 0	0- 0				
5- 11	0- 2	0- 0	CONFERENCE	0- 3	1- 0	4- 6				
2- 6	0- 1	0- 0	HOME	0- 2	0- 0	2- 3				
3- 5	0- 1	0- 0	AWAY	0- 1	1- 0	2- 3				
0- 0	0- 0	0- 0	NEUTRAL	0- 0	0- 0	0- 0				

RPI 1-25				RPI 26-50				RPI 51-100				RPI 101+ Team's RPI: 232			
RPI	S	Opponent	Score	RPI	S	Opponent	Score	RPI	S	Opponent	Score	RPI	S	Opponent	Score
6	A	UConn	45 102					70	H	Little Rock	60 63	103	A	UAB	54 85
15	H	UCF	55 68					72	A	Cincinnati	56 80	127	A	South Fla.	47 40
								72	H	Cincinnati	69 89	138	N	Mercer	59 53
								82	H	Toledo	48 58	155	H	Temple	53 84
								98	H	Houston	57 59	165	A	Tulane	65 59
												165	H	Tulane	61 62
												166	A	Tulsa	39 46
												166	H	Tulsa	59 56
												168	H	Louisiana Tech	50 66
												175	A	Coastal Caro.	71 90
												181	A	Arkansas St.	66 77
												206	A	East Carolina	59 68
												206	H	East Carolina	58 46
												214	A	George Washington	38 51
												214	A	SMU	48 71
												239	H	Southeast Mo. St.	69 57
												251	A	Wichita St.	71 50
												251	H	Wichita St.	48 57
												271	H	Jackson St.	68 67
												285	H	Samford	53 48
												286	H	New Orleans	59 66
												341	H	N.C. Central	77 56
LAST 12 Division I GAMES:															
155	H	Temple	53 84	206	A	East Carolina	59 68								
214	A	SMU	48 71	251	H	Wichita St.	48 57								
98	H	Houston	57 59	166	H	Tulsa	59 56								
6	A	UConn	45 102	165	H	Tulane	61 62								
165	A	Tulane	65 59	72	A	Cincinnati	56 80								
72	H	Cincinnati	69 89	127	A	South Fla.	47 40								

Non-Div I Games:

Memphis

■ Loss,
 ■ Non-Conf,
 ■ S Site,
 ■ H Home
 ■ A Away
 N Neutral

Average RPI Win: 244	WON-LOST	WINNING	LAST 10	STRENGTH OF	OPP. STRENGTH	TEAM	ADJ.	CONF.	ADJ CONF.
Average RPI Loss: 141	RECORD	PCT. RANK	GAMES	SCHEDULE	OF SCHEDULE	RPI	RPI	RPI	RPI
DIV. I ONLY	22- 7	46	1- 0	323	182	138	138	28	28
DIV. I NON-CONF.	8- 7	160	0- 0	264	89	197	197	24	24
TOTALS	RPI 1-25	RPI 26-50	W-L RECORDS	RPI 51-100	RPI 101-150	RPI 150+			
22- 7	0- 2	0- 0	OVERALL	0- 0	1- 2	21- 3			
11- 3	0- 2	0- 0	HOME	0- 0	1- 0	10- 1			
10- 3	0- 0	0- 0	AWAY	0- 0	0- 2	10- 1			
1- 1	0- 0	0- 0	NEUTRAL	0- 0	0- 0	1- 1			
8- 7	0- 2	0- 0	NON-CONFERENCE	0- 0	1- 2	7- 3			
4- 3	0- 2	0- 0	HOME	0- 0	1- 0	3- 1			
3- 3	0- 0	0- 0	AWAY	0- 0	0- 2	3- 1			
1- 1	0- 0	0- 0	NEUTRAL	0- 0	0- 0	1- 1			
14- 0	0- 0	0- 0	CONFERENCE	0- 0	0- 0	14- 0			
7- 0	0- 0	0- 0	HOME	0- 0	0- 0	7- 0			
7- 0	0- 0	0- 0	AWAY	0- 0	0- 0	7- 0			
0- 0	0- 0	0- 0	NEUTRAL	0- 0	0- 0	0- 0			

RPI 1-25				RPI 26-50				RPI 51-100				RPI 101+ Team's RPI: 138			
RPI	S	Opponent	Score	RPI	S	Opponent	Score	RPI	S	Opponent	Score	RPI	S	Opponent	Score
15	H	UCF	42 76									101	A	Georgia	60 67
23	H	Florida St.	56 57									116	H	Charlotte	57 40
												146	A	Wake Forest	54 69
												167	A	Chattanooga	62 56
												167	H	Chattanooga	65 58
												183	H	UNC Asheville	61 47
												204	A	Furman	75 60
												204	H	Furman	66 62
												210	H	Florida	92 82
												214	A	George Washington	61 53
												220	N	Bowling Green	76 63
												221	A	Howard	85 70
												225	A	Jacksonville	66 71
												230	A	ETSU	83 77
												230	H	ETSU	64 41
												232	N	Memphis	53 59
												247	H	Columbia	68 72
												268	A	Wofford	81 79
												268	H	Wofford	65 59
												285	A	Samford	68 52
												285	H	Samford	76 68
												288	A	Ga. Southern	79 72
												307	A	UNC Greensboro	71 58
												307	H	UNC Greensboro	85 73
												309	H	Kennesaw St.	64 48
												342	A	Western Caro.	69 67
LAST 12 Division I GAMES:															
268	H	Wofford	65 59	285	A	Samford	68 52								
204	H	Furman	66 62	204	A	Furman	75 60								
167	A	Chattanooga	62 56	268	A	Wofford	81 79								
230	A	ETSU	83 77	230	H	ETSU	64 41								
342	H	Western Caro.	71 55	167	H	Chattanooga	65 58								
307	H	UNC Greensboro	85 73	307	A	UNC Greensboro	71 58								

Non-Div I Games:

Mercer

■ Loss,
 ■ Non-Conf,
 ■ S Site,
 ■ H Home
 ■ A Away
 N Neutral

RPI	S	Opponent	Score
342	H	Western Caro.	71 55

M
e
r
c
e
r

M
e
r
c
e
r

Mercer

Miami (FL)

Through Games Of March 6, 2019

Average RPI Win:	119	WON-LOST	WINNING	LAST 10	STRENGTH OF	OPP. STRENGTH	TEAM	ADJ.	CONF.	ADJ CONF.
Average RPI Loss:	39	RECORD	PCT. RANK	GAMES	SCHEDULE	OF SCHEDULE	RPI	RPI	RPI	RPI
DIV. I ONLY	24- 7	40	2- 1	35	16	18	18	1	1	
DIV. I NON-CONF.	12- 3	52	2- 1	144	56	51	51	1	1	
TOTALS	RPI 1-25	RPI 26-50	W-L RECORDS	RPI 51-100	RPI 101-150	RPI 150+				
24- 7	5- 3	1- 1	OVERALL	6- 3	4- 0	8- 0				
16- 2	3- 0	1- 1	HOME	5- 1	2- 0	5- 0				
6- 5	2- 3	0- 0	AWAY	1- 2	2- 0	1- 0				
2- 0	0- 0	0- 0	NEUTRAL	0- 0	0- 0	2- 0				
12- 3	1- 1	0- 1	NON-CONFERENCE	2- 1	1- 0	8- 0				
9- 1	1- 0	0- 1	HOME	2- 0	1- 0	5- 0				
1- 2	0- 1	0- 0	AWAY	0- 1	0- 0	1- 0				
2- 0	0- 0	0- 0	NEUTRAL	0- 0	0- 0	2- 0				
12- 4	4- 2	1- 0	CONFERENCE	4- 2	3- 0	0- 0				
7- 1	2- 0	1- 0	HOME	3- 1	1- 0	0- 0				
5- 3	2- 2	0- 0	AWAY	1- 1	2- 0	0- 0				
0- 0	0- 0	0- 0	NEUTRAL	0- 0	0- 0	0- 0				

RPI	S	Opponent	Score	RPI	S	Opponent	Score	RPI	S	Opponent	Score	RPI	S	Opponent	Score
1	H	Notre Dame	72 65	27	H	Central Mich.	80 90	54	H	Georgia Tech	69 56	113	H	Hartford	75 62
3	A	Louisville	79 73	38	H	North Carolina	76 68	55	H	Clemson	67 76	123	A	Pittsburgh	65 51
7	A	NC State	68 70					60	A	Virginia Tech	65 73	128	H	Boston College	76 73
10	A	Syracuse	84 71					60	H	Virginia Tech	68 61	146	A	Wake Forest	72 57
11	A	Iowa St.	52 75					66	H	SFA	81 60	151	N	Alabama	101 74
12	H	Marquette	63 55					73	A	Duke	58 50	155	H	Temple	73 61
23	A	Florida St.	58 62					83	H	Nebraska	82 68	171	H	Colorado	73 58
23	H	Florida St.	64 54					87	A	Purdue	63 74	200	N	Vanderbilt	90 65
								90	H	Virginia	72 59	208	H	UMES	71 53
												286	H	New Orleans	78 38
												314	A	FIU	94 43
												346	H	Florida A&M	103 54
LAST 12 Division I GAMES:															
113	H	Hartford	75 62	60	A	Virginia Tech	65 73								
12	H	Marquette	63 55	3	A	Louisville	79 73								
11	A	Iowa St.	52 75	123	A	Pittsburgh	65 51								
7	A	NC State	68 70	1	H	Notre Dame	72 65								
54	H	Georgia Tech	69 56	90	H	Virginia	72 59								
23	H	Florida St.	64 54	23	A	Florida St.	58 62								

Non-Div I Games:

Miami (FL)

■ Loss,
■ Non-Conf, S Site,
■ Home
■ Away
N Neutral

Average RPI Win: 185		WON-LOST	WINNING	LAST 10	STRENGTH OF	OPP. STRENGTH	TEAM	ADJ.	CONF.	ADJ CONF.
Average RPI Loss: 95		RECORD	PCT. RANK	GAMES	SCHEDULE	OF SCHEDULE	RPI	RPI	RPI	RPI
DIV. I ONLY		20- 7	51	0- 1	130	109	52	52	8	8
DIV. I NON-CONF.		8- 2	52	0- 0	327	274	123	123	9	9
TOTALS		RPI 1-25	RPI 26-50		W-L RECORDS		RPI 51-100	RPI 101-150	RPI 150+	
20- 7	0- 1	2- 3		OVERALL		4- 1	2- 1	12- 1		
9- 2	0- 0	0- 2		HOME		3- 0	2- 0	4- 0		
11- 5	0- 1	2- 1		AWAY		1- 1	0- 1	8- 1		
0- 0	0- 0	0- 0		NEUTRAL		0- 0	0- 0	0- 0		
8- 2	0- 1	0- 0		NON-CONFERENCE		1- 0	1- 0	6- 1		
3- 0	0- 0	0- 0		HOME		1- 0	1- 0	1- 0		
5- 2	0- 1	0- 0		AWAY		0- 0	0- 0	5- 1		
0- 0	0- 0	0- 0		NEUTRAL		0- 0	0- 0	0- 0		
12- 5	0- 0	2- 3		CONFERENCE		3- 1	1- 1	6- 0		
6- 2	0- 0	0- 2		HOME		2- 0	1- 0	3- 0		
6- 3	0- 0	2- 1		AWAY		1- 1	0- 1	3- 0		
0- 0	0- 0	0- 0		NEUTRAL		0- 0	0- 0	0- 0		

RPI 1-25				RPI 26-50				RPI 51-100				Team's RPI: 52	RPI 101+			
RPI	S	Opponent	Score	RPI	S	Opponent	Score	RPI	S	Opponent	Score		RPI	S	Opponent	Score
3	A	Louisville	73 95	27	A	Central Mich.	70 67	72	H	Cincinnati	78 65		109	H	High Point	68 55
				31	A	Ohio	67 61	82	A	Toledo	65 56		125	A	Northern Ill.	71 82
				31	H	Ohio	66 70	82	H	Toledo	65 64		125	H	Northern Ill.	70 45
				36	A	Buffalo	61 86	86	A	Kent St.	58 67		152	A	Akron	67 61
				36	H	Buffalo	59 66	86	H	Kent St.	79 63		202	H	Ball St.	60 57
													211	A	Jacksonville St.	58 41
													219	H	Eastern Mich.	63 58
													220	A	Bowling Green	82 75
													220	H	Bowling Green	75 62
													266	A	Western Mich.	81 62
													282	A	Canisius	62 59
													311	A	Valparaiso	68 47
													332	H	Eastern Ky.	60 44
													333	A	Detroit Mercy	78 59
													338	A	UIC	65 56
													346	A	Florida A&M	56 57
LAST 12 Division I GAMES:																
				31	H	Ohio	66 70						125	H	Northern Ill.	70 45
				36	A	Buffalo	61 86						220	A	Bowling Green	82 75
				86	A	Kent St.	58 67						219	H	Eastern Mich.	63 58
				220	H	Bowling Green	75 62						266	A	Western Mich.	81 62
				82	A	Toledo	65 56						31	A	Ohio	67 61
				152	A	Akron	67 61						86	H	Kent St.	79 63

Non-Div I Games: Ohio Dominican 74 29

Miami (OH)

■ Loss,
 ■ Non-Conf, S Site,
 ■ Home
 ■ Away
 N Neutral

Michigan St.

Through Games Of March 6, 2019

Average RPI Win:	135	WON-LOST	WINNING	LAST 10	STRENGTH OF	OPP. STRENGTH	TEAM	ADJ.	CONF.	ADJ CONF.
Average RPI Loss:	73	RECORD	PCT. RANK	GAMES	SCHEDULE	OF SCHEDULE	RPI	RPI	RPI	RPI
DIV. I ONLY	19- 10	91	0- 1	48	40	40	40	4	4	
DIV. I NON-CONF.	10- 1	17	0- 0	172	51	34	34	6	6	
TOTALS	RPI 1-25	RPI 26-50	W-L RECORDS	RPI 51-100	RPI 101-150	RPI 150+				
19- 10	3- 3	3- 1	OVERALL	4- 4	2- 1	7- 1				
15- 1	3- 0	2- 0	HOME	4- 1	1- 0	5- 0				
3- 8	0- 2	1- 1	AWAY	0- 3	1- 1	1- 1				
1- 1	0- 1	0- 0	NEUTRAL	0- 0	0- 0	1- 0				
10- 1	1- 1	0- 0	NON-CONFERENCE	2- 0	1- 0	6- 0				
7- 0	1- 0	0- 0	HOME	2- 0	0- 0	4- 0				
2- 0	0- 0	0- 0	AWAY	0- 0	1- 0	1- 0				
1- 1	0- 1	0- 0	NEUTRAL	0- 0	0- 0	1- 0				
9- 9	2- 2	3- 1	CONFERENCE	2- 4	1- 1	1- 1				
8- 1	2- 0	2- 0	HOME	2- 1	1- 0	1- 0				
1- 8	0- 2	1- 1	AWAY	0- 3	0- 1	0- 1				
0- 0	0- 0	0- 0	NEUTRAL	0- 0	0- 0	0- 0				

RPI	S	Opponent	Score	RPI	S	Opponent	Score	Team's RPI: 40	RPI	S	Opponent	Score	RPI	S	Opponent	Score
5	H	Oregon	88 82	45	A	Michigan	77 73		77	H	Wright St.	84 68	106	A	Northwestern	62 70
7	N	NC State	74 78	45	H	Michigan	74 64		83	A	Nebraska	71 82	113	A	Hartford	74 66
9	A	Iowa	71 86	49	A	Indiana	64 68		84	A	Ohio St.	55 65	142	H	Penn St.	57 48
9	H	Iowa	84 70	49	H	Indiana	77 61		84	H	Ohio St.	70 77	187	A	Wisconsin	62 79
14	H	Maryland	77 60						87	H	Purdue	74 66	207	H	Texas Southern	91 45
25	A	Rutgers	62 76						90	H	Virginia	91 66	217	H	Illinois	77 60
									97	A	Minnesota	63 81	220	H	Bowling Green	99 69
									97	H	Minnesota	86 68	230	H	ETSU	75 53
													305	H	Fla. Atlantic	89 74
													308	A	Oakland	102 58
													309	N	Kennesaw St.	75 51
LAST 12 Division I GAMES:																
97	A	Minnesota	63 81	9	A	Iowa	71 86									
45	H	Michigan	74 64	87	H	Purdue	74 66									
84	H	Ohio St.	70 77	142	H	Penn St.	57 48									
83	A	Nebraska	71 82	45	A	Michigan	77 73									
187	A	Wisconsin	62 79	217	H	Illinois	77 60									
49	H	Indiana	77 61	25	A	Rutgers	62 76									

Non-Div I Games:

Michigan St.

■ Loss,
 ■ Non-Conf,
 ■ S Site,
 ■ H Home
 ■ A Away
 N Neutral

Middle Tenn.

Through Games Of March 6, 2019

Average RPI Win:	203	WON-LOST	WINNING	LAST 10	STRENGTH OF	OPP. STRENGTH	TEAM	ADJ.	CONF.	ADJ CONF.
Average RPI Loss:	95	RECORD	PCT. RANK	GAMES	SCHEDULE	OF SCHEDULE	RPI	RPI	RPI	RPI
DIV. I ONLY	20- 8	61	0- 1	107	173	67	67	14	14	
DIV. I NON-CONF.	9- 4	85	0- 1	78	211	49	49	17	17	
TOTALS	RPI 1-25	RPI 26-50	W-L RECORDS	RPI 51-100	RPI 101-150	RPI 150+				
20- 8	0- 1	0- 1	OVERALL	1- 2	4- 2	15- 2				
10- 3	0- 0	0- 1	HOME	0- 1	3- 0	7- 1				
8- 5	0- 1	0- 0	AWAY	1- 1	1- 2	6- 1				
2- 0	0- 0	0- 0	NEUTRAL	0- 0	0- 0	2- 0				
9- 4	0- 1	0- 0	NON-CONFERENCE	1- 1	1- 1	7- 1				
4- 1	0- 0	0- 0	HOME	0- 1	1- 0	3- 0				
3- 3	0- 1	0- 0	AWAY	1- 0	0- 1	2- 1				
2- 0	0- 0	0- 0	NEUTRAL	0- 0	0- 0	2- 0				
11- 4	0- 0	0- 1	CONFERENCE	0- 1	3- 1	8- 1				
6- 2	0- 0	0- 1	HOME	0- 0	2- 0	4- 1				
5- 2	0- 0	0- 0	AWAY	0- 1	1- 1	4- 0				
0- 0	0- 0	0- 0	NEUTRAL	0- 0	0- 0	0- 0				

RPI 1-25				RPI 26-50				RPI 51-100 Team's RPI: 67				RPI 101+			
RPI	S	Opponent	Score	RPI	S	Opponent	Score	RPI	S	Opponent	Score	RPI	S	Opponent	Score
20	A	Kentucky	55 72	30	H	Rice	47 60	57	H	Belmont	38 45	102	A	Fordham	49 61
								92	A	Troy	67 64	103	A	UAB	72 77
								95	A	Old Dominion	65 70	103	H	UAB	60 44
												114	H	Western Ky.	81 69
												116	A	Charlotte	62 55
												134	H	Georgia St.	69 54
												154	A	Tennessee Tech	64 68
												167	N	Chattanooga	58 47
												168	H	Louisiana Tech	75 38
												179	H	North Texas	61 46
												183	H	UNC Asheville	67 46
												186	H	Southern Miss.	66 49
												194	A	UNLV	66 62
												198	N	Dartmouth	70 58
												199	H	Marshall	53 59
												200	H	Vanderbilt	65 58
												204	A	Furman	78 71
												275	A	UTEP	79 49
												305	A	Fla. Atlantic	74 55
												305	H	Fla. Atlantic	74 48
												306	A	UTSA	72 52
												314	A	FIU	49 43
												326	H	Mississippi Val.	101 51
LAST 12 Division I GAMES:															
102	A	Fordham	49 61	95	A	Old Dominion	65 70								
194	A	UNLV	66 62	116	A	Charlotte	62 55								
305	H	Fla. Atlantic	74 48	103	H	UAB	60 44								
103	A	UAB	72 77	179	H	North Texas	61 46								
199	H	Marshall	53 59	30	H	Rice	47 60								
114	H	Western Ky.	81 69	275	A	UTEP	79 49								

Non-Div I Games:

Middle Tenn.

■ Loss,
■ Non-Conf, S Site,
■ Home
■ Away
N Neutral

Average RPI Win:	278	WON-LOST	WINNING	LAST 10	STRENGTH OF	OPP. STRENGTH	TEAM	ADJ.	CONF.	ADJ CONF.
Average RPI Loss:	98	RECORD	PCT. RANK	GAMES	SCHEDULE	OF SCHEDULE	RPI	RPI	RPI	RPI
DIV. I ONLY	15- 15	172	0- 1	237	184	191	191	20	20	
DIV. I NON-CONF.	5- 6	177	0- 0	173	98	181	181	18	18	
TOTALS	RPI 1-25	RPI 26-50	W-L RECORDS	RPI 51-100	RPI 101-150	RPI 150+				
15- 15	0- 2	0- 1	OVERALL	0- 5	2- 5	13- 2				
8- 6	0- 2	0- 0	HOME	0- 2	1- 1	7- 1				
6- 9	0- 0	0- 1	AWAY	0- 3	0- 4	6- 1				
1- 0	0- 0	0- 0	NEUTRAL	0- 0	1- 0	0- 0				
5- 6	0- 2	0- 1	NON-CONFERENCE	0- 1	1- 1	4- 1				
2- 3	0- 2	0- 0	HOME	0- 0	0- 0	2- 1				
2- 3	0- 0	0- 1	AWAY	0- 1	0- 1	2- 0				
1- 0	0- 0	0- 0	NEUTRAL	0- 0	1- 0	0- 0				
10- 9	0- 0	0- 0	CONFERENCE	0- 4	1- 4	9- 1				
6- 3	0- 0	0- 0	HOME	0- 2	1- 1	5- 0				
4- 6	0- 0	0- 0	AWAY	0- 2	0- 3	4- 1				
0- 0	0- 0	0- 0	NEUTRAL	0- 0	0- 0	0- 0				

RPI S	Opponent	Score	RPI S	Opponent	Score	RPI S	Opponent	Score	RPI S	Opponent	Score	Team's RPI: 191
12	H Marquette	74 83	49	A Indiana	66 68	53	A Saint Mary's (CA)	71 73	110	A Fresno St.	48 65	
23	H Florida St.	62 87				74	A Green Bay	45 59	115	A Youngstown St.	58 64	
						74	H Green Bay	62 76	115	A Youngstown St.	47 67	
						77	A Wright St.	57 61	115	H Youngstown St.	71 68	
						77	H Wright St.	69 73	132	A IUPUI	55 76	
									132	H IUPUI	66 67	
									147	N UC Riverside	56 54	
									187	H Wisconsin	57 68	
									240	A Northern Ky.	54 55	
									240	H Northern Ky.	59 38	
									241	A North Dakota	64 46	
									247	H Columbia	78 65	
									281	A Cleveland St.	78 60	
									281	H Cleveland St.	59 53	
									308	A Oakland	79 52	
									308	H Oakland	83 53	
									324	A North Dakota St.	57 55	
									333	A Detroit Mercy	62 44	
									333	H Detroit Mercy	59 34	
									335	H Purdue Fort Wayne	70 48	
									338	A UIC	48 37	
									338	H UIC	72 53	
LAST 12 Division I GAMES:												
115	A	Youngstown St.	58	64	281	A	Cleveland St.	78	60			
132	A	IUPUI	55	76	240	H	Northern Ky.	59	38			
338	A	UIC	48	37	77	H	Wright St.	69	73			
308	H	Oakland	83	53	74	A	Green Bay	45	59			
333	H	Detroit Mercy	59	34	338	H	UIC	72	53			
115	A	Youngstown St.	47	67	132	H	IUPUI	66	67			

Non-Div I Games:

Milwaukee

■ Loss,
■ Non-Conf,
■ S Site,
■ H Home
■ A Away
N Neutral

Minnesota

Through Games Of March 6, 2019

Average RPI Win:	179	WON-LOST	WINNING	LAST 10	STRENGTH OF	OPP. STRENGTH	TEAM	ADJ.	CONF.	ADJ CONF.
Average RPI Loss:	67	RECORD	PCT. RANK	GAMES	SCHEDULE	OF SCHEDULE	RPI	RPI	RPI	RPI
DIV. I ONLY	20- 9	72	1- 0	164	66	97	97	4	4	
DIV. I NON-CONF.	11- 0	1	0- 0	345	159	107	107	6	6	
TOTALS	RPI 1-25	RPI 26-50	W-L RECORDS	RPI 51-100	RPI 101-150	RPI 150+				
20- 9	2- 3	2- 2	OVERALL	1- 3	4- 0	11- 1				
14- 4	2- 1	1- 0	HOME	0- 2	2- 0	9- 1				
6- 5	0- 2	1- 2	AWAY	1- 1	2- 0	2- 0				
0- 0	0- 0	0- 0	NEUTRAL	0- 0	0- 0	0- 0				
11- 0	1- 0	0- 0	NON-CONFERENCE	0- 0	1- 0	9- 0				
9- 0	1- 0	0- 0	HOME	0- 0	0- 0	8- 0				
2- 0	0- 0	0- 0	AWAY	0- 0	1- 0	1- 0				
0- 0	0- 0	0- 0	NEUTRAL	0- 0	0- 0	0- 0				
9- 9	1- 3	2- 2	CONFERENCE	1- 3	3- 0	2- 1				
5- 4	1- 1	1- 0	HOME	0- 2	2- 0	1- 1				
4- 5	0- 2	1- 2	AWAY	1- 1	1- 0	1- 0				
0- 0	0- 0	0- 0	NEUTRAL	0- 0	0- 0	0- 0				

RPI 1-25				RPI 26-50				RPI 51-100				Team's RPI: 97	RPI 101+			
RPI	S	Opponent	Score	RPI	S	Opponent	Score	RPI	S	Opponent	Score		RPI	S	Opponent	Score
9	H	Iowa	63 81	40	A	Michigan St.	68 86	83	A	Nebraska	57 63		106	A	Northwestern	61 54
10	H	Syracuse	72 68	40	H	Michigan St.	81 63	84	H	Ohio St.	55 65		106	H	Northwestern	73 64
14	A	Maryland	69 71	45	A	Michigan	60 76	87	A	Purdue	65 45		128	A	Boston College	77 69
25	A	Rutgers	54 60	49	A	Indiana	65 61	87	H	Purdue	53 64		142	H	Penn St.	97 67
25	H	Rutgers	60 46										187	A	Wisconsin	78 50
													187	H	Wisconsin	74 56
													201	A	Xavier	78 53
													205	H	Cornell	65 45
													217	H	Illinois	62 66
													258	H	Rhode Island	91 71
													269	H	San Diego	53 48
													294	H	Air Force	67 50
													310	H	Incarinate Word	75 39
													312	H	Coppin St.	84 52
													315	H	New Hampshire	70 47
													347	H	Ark.-Pine Bluff	84 42
LAST 12 Division I GAMES:																
40	H	Michigan St.	81 63	49	A	Indiana	65 61									
25	A	Rutgers	54 60	25	H	Rutgers	60 46									
14	A	Maryland	69 71	106	A	Northwestern	61 54									
142	H	Penn St.	97 67	84	H	Ohio St.	55 65									
87	A	Purdue	65 45	87	H	Purdue	53 64									
106	H	Northwestern	73 64	83	A	Nebraska	57 63									

Non-Div I Games:

Minnesota

Loss, Non-Conf, S Site, H Home A Away N Neutral

Average RPI Win:	127	WON-LOST	WINNING	LAST 10	STRENGTH OF	OPP. STRENGTH	TEAM	ADJ.	CONF.	ADJ CONF.
Average RPI Loss:	17	RECORD	PCT. RANK	GAMES	SCHEDULE	OF SCHEDULE	RPI	RPI	RPI	RPI
DIV. I ONLY	27- 2	3	1- 0	49	34	8	8	5	5	
DIV. I NON-CONF.	12- 1	11	0- 0	80	49	14	14	5	5	
TOTALS	RPI 1-25	RPI 26-50	W-L RECORDS	RPI 51-100	RPI 101-150	RPI 150+				
27- 2	5- 1	3- 1	OVERALL	6- 0	1- 0	12- 0				
14- 1	3- 0	1- 1	HOME	2- 0	1- 0	7- 0				
13- 1	2- 1	2- 0	AWAY	4- 0	0- 0	5- 0				
0- 0	0- 0	0- 0	NEUTRAL	0- 0	0- 0	0- 0				
12- 1	1- 1	2- 0	NON-CONFERENCE	2- 0	0- 0	7- 0				
7- 0	1- 0	1- 0	HOME	0- 0	0- 0	5- 0				
5- 1	0- 1	1- 0	AWAY	2- 0	0- 0	2- 0				
0- 0	0- 0	0- 0	NEUTRAL	0- 0	0- 0	0- 0				
15- 1	4- 0	1- 1	CONFERENCE	4- 0	1- 0	5- 0				
7- 1	2- 0	0- 1	HOME	2- 0	1- 0	2- 0				
8- 0	2- 0	1- 0	AWAY	2- 0	0- 0	3- 0				
0- 0	0- 0	0- 0	NEUTRAL	0- 0	0- 0	0- 0				

RPI 1-25				RPI 26-50				RPI 51-100				RPI 101+			
RPI	S	Opponent	Score	RPI	S	Opponent	Score	RPI	S	Opponent	Score	RPI	S	Opponent	Score
5	A	Oregon	74 82	26	A	Texas	67 49	63	H	Tennessee	91 63	101	H	Georgia	80 71
12	H	Marquette	87 82	28	H	Missouri	67 75	69	A	LSU	68 35	151	A	Alabama	65 49
16	A	South Carolina	68 64	46	A	Auburn	85 59	69	H	LSU	76 56	164	A	Washington	103 56
16	H	South Carolina	89 74	48	H	Lamar University	104 53	70	A	Little Rock	98 63	186	A	Southern Miss.	86 42
17	A	Texas A&M	92 64					90	A	Virginia	72 44	200	H	Vanderbilt	86 70
20	H	Kentucky	86 71					96	A	Arkansas	93 69	204	H	Furman	106 41
												210	A	Florida	90 42
												234	A	Ole Miss	80 66
												234	H	Ole Miss	80 49
												239	H	Southeast Mo. St.	88 53
												262	H	Louisiana	104 36
												271	H	Jackson St.	105 38
												312	H	Coppin St.	110 38
LAST 12 Division I GAMES:															
16	A	South Carolina	68 64	63	H	Tennessee	91 63								
69	H	LSU	76 56	151	A	Alabama	65 49								
200	H	Vanderbilt	86 70	69	A	LSU	68 35								
234	A	Ole Miss	80 66	234	H	Ole Miss	80 49								
17	A	Texas A&M	92 64	210	A	Florida	90 42								
28	H	Missouri	67 75	16	H	South Carolina	89 74								

Non-Div I Games:

Mississippi St.

■ Loss,
 ■ Non-Conf, S Site,
 ■ Home
 ■ Away
 N Neutral

Average RPI Win:	261	WON-LOST	WINNING	LAST 10	STRENGTH OF	OPP. STRENGTH	TEAM	ADJ.	CONF.	ADJ CONF.
Average RPI Loss:	209	RECORD	PCT. RANK	GAMES	SCHEDULE	OF SCHEDULE	RPI	RPI	RPI	RPI
DIV. I ONLY	5- 23	327	1- 0	270	343	326	326	29	29	
DIV. I NON-CONF.	1- 10	329	0- 0	82	316	274	274	28	28	
TOTALS	RPI 1-25	RPI 26-50	W-L RECORDS	RPI 51-100	RPI 101-150	RPI 150+				
5- 23	0- 0	0- 0	OVERALL	0- 3	0- 1	5- 19				
2- 7	0- 0	0- 0	HOME	0- 0	0- 0	2- 7				
3- 15	0- 0	0- 0	AWAY	0- 2	0- 1	3- 12				
0- 1	0- 0	0- 0	NEUTRAL	0- 1	0- 0	0- 0				
1- 10	0- 0	0- 0	NON-CONFERENCE	0- 3	0- 1	1- 6				
0- 1	0- 0	0- 0	HOME	0- 0	0- 0	0- 1				
1- 8	0- 0	0- 0	AWAY	0- 2	0- 1	1- 5				
0- 1	0- 0	0- 0	NEUTRAL	0- 1	0- 0	0- 0				
4- 13	0- 0	0- 0	CONFERENCE	0- 0	0- 0	4- 13				
2- 6	0- 0	0- 0	HOME	0- 0	0- 0	2- 6				
2- 7	0- 0	0- 0	AWAY	0- 0	0- 0	2- 7				
0- 0	0- 0	0- 0	NEUTRAL	0- 0	0- 0	0- 0				

RPI S	Opponent	Score	RPI S	Opponent	Score	RPI S	Opponent	Score	RPI S	Opponent	Score	Team's RPI: 326
						51 A	TCU	47 96	120 A	UT Martin	51 110	
						67 A	Middle Tenn.	51 101	162 A	Nicholls St.	47 72	
						92 N	Troy	54 75	173 A	Southern U.	67 74	
									173 H	Southern U.	46 67	
									181 A	Arkansas St.	57 60	
									182 H	North Ala.	72 86	
									186 A	Southern Miss.	60 67	
									196 A	Prairie View	55 91	
									196 H	Prairie View	65 75	
									207 A	Texas Southern	45 73	
									207 H	Texas Southern	50 68	
									214 A	SMU	47 62	
									218 A	Grambling	54 52	
									218 H	Grambling	79 61	
									257 A	Austin Peay	95 89	
									263 A	Alabama St.	67 73	
									263 H	Alabama St.	64 62	
									271 A	Jackson St.	56 87	
									271 H	Jackson St.	86 87	
									300 A	Alabama A&M	70 78	
									300 H	Alabama A&M	60 80	
									302 A	La.-Monroe	65 72	
									347 A	Ark.-Pine Bluff	62 56	
									351 A	Alcorn	63 73	
									351 H	Alcorn	80 81	
LAST 12 Division I GAMES:												
			218 H	Grambling	79 61		263 A	Alabama St.	67 73			
			271 H	Jackson St.	86 87		300 A	Alabama A&M	70 78			
			207 A	Texas Southern	45 73		218 A	Grambling	54 52			
			196 A	Prairie View	55 91		271 A	Jackson St.	56 87			
			173 H	Southern U.	46 67		207 H	Texas Southern	50 68			
			351 H	Alcorn	80 81		196 H	Prairie View	65 75			

Non-Div I Games:

Mississippi Val.

■ Loss,
 ■ Non-Conf, S Site,
 ■ Home
 ■ Away
 N Neutral

Average RPI Win:	129	WON-LOST	WINNING	LAST 10	STRENGTH OF	OPP. STRENGTH	TEAM	ADJ.	CONF.	ADJ CONF.
Average RPI Loss:	64	RECORD	PCT. RANK	GAMES	SCHEDULE	OF SCHEDULE	RPI	RPI	RPI	RPI
DIV. I ONLY	21- 9	69	1- 0	30	61	28	28	5	5	
DIV. I NON-CONF.	11- 3	56	1- 0	62	102	39	39	5	5	
TOTALS	RPI 1-25	RPI 26-50	W-L RECORDS	RPI 51-100	RPI 101-150	RPI 150+				
21- 9	2- 2	2- 3	OVERALL	6- 3	1- 0	10- 1				
12- 3	1- 0	1- 1	HOME	2- 2	1- 0	7- 0				
7- 5	1- 2	0- 1	AWAY	3- 1	0- 0	3- 1				
2- 1	0- 0	1- 1	NEUTRAL	1- 0	0- 0	0- 0				
11- 3	0- 0	1- 2	NON-CONFERENCE	3- 1	0- 0	7- 0				
5- 2	0- 0	0- 1	HOME	1- 1	0- 0	4- 0				
4- 0	0- 0	0- 0	AWAY	1- 0	0- 0	3- 0				
2- 1	0- 0	1- 1	NEUTRAL	1- 0	0- 0	0- 0				
10- 6	2- 2	1- 1	CONFERENCE	3- 2	1- 0	3- 1				
7- 1	1- 0	1- 0	HOME	1- 1	1- 0	3- 0				
3- 5	1- 2	0- 1	AWAY	2- 1	0- 0	0- 1				
0- 0	0- 0	0- 0	NEUTRAL	0- 0	0- 0	0- 0				

RPI 1-25				RPI 26-50				Team's RPI: 28				RPI 51-100				RPI 101+			
RPI	S	Opponent	Score	RPI	S	Opponent	Score	RPI	S	Opponent	Score	RPI	S	Opponent	Score	RPI	S	Opponent	Score
8	A	Mississippi St.	75 67	37	H	South Dakota	61 74	63	A	Tennessee	66 64	101	H	Georgia	61 35				
16	A	South Carolina	65 79	43	N	Quinnipiac	65 51	63	H	Tennessee	60 62	151	H	Alabama	82 47				
17	H	Texas A&M	70 65	45	N	Michigan	54 70	65	H	Missouri St.	65 61	161	H	Texas St.	69 50				
20	A	Kentucky	41 52	46	A	Auburn	54 58	69	A	LSU	51 61	178	A	Saint Louis	74 62				
				46	H	Auburn	74 65	71	A	West Virginia	68 51	181	H	Arkansas St.	70 50				
								73	N	Duke	62 54	200	H	Vanderbilt	69 46				
								74	H	Green Bay	49 56	210	A	Florida	56 58				
								96	A	Arkansas	73 67	217	A	Illinois	67 45				
								96	H	Arkansas	71 53	229	A	Western Ill.	89 64				
												234	H	Ole Miss	78 55				
												235	H	UMKC	66 59				
												237	H	SIUE	59 36				
LAST 12 Division I GAMES:																			
73	N	Duke	62 54	8	A	Mississippi St.	75 67												
43	N	Quinnipiac	65 51	200	H	Vanderbilt	69 46												
151	H	Alabama	82 47	17	H	Texas A&M	70 65												
96	A	Arkansas	73 67	69	A	LSU	51 61												
46	A	Auburn	54 58	46	H	Auburn	74 65												
63	H	Tennessee	60 62	20	A	Kentucky	41 52												

Non-Div I Games:

Missouri

Average RPI Win:	184	WON-LOST	WINNING	LAST 10	STRENGTH OF	OPP. STRENGTH	TEAM	ADJ.	CONF.	ADJ CONF.
Average RPI Loss:	100	RECORD	PCT. RANK	GAMES	SCHEDULE	OF SCHEDULE	RPI	RPI	RPI	RPI
DIV. I ONLY	18- 9	84	0- 1	69	132	65	65	13	13	
DIV. I NON-CONF.	4- 7	228	0- 0	77	40	169	169	15	15	
TOTALS	RPI 1-25	RPI 26-50	W-L RECORDS	RPI 51-100	RPI 101-150	RPI 150+				
18- 9	1- 2	0- 3	OVERALL	3- 0	0- 0	14- 4				
9- 4	0- 2	0- 1	HOME	2- 0	0- 0	7- 1				
7- 5	1- 0	0- 2	AWAY	1- 0	0- 0	5- 3				
2- 0	0- 0	0- 0	NEUTRAL	0- 0	0- 0	2- 0				
4- 7	0- 1	0- 3	NON-CONFERENCE	1- 0	0- 0	3- 3				
2- 2	0- 1	0- 1	HOME	1- 0	0- 0	1- 0				
0- 5	0- 0	0- 2	AWAY	0- 0	0- 0	0- 3				
2- 0	0- 0	0- 0	NEUTRAL	0- 0	0- 0	2- 0				
14- 2	1- 1	0- 0	CONFERENCE	2- 0	0- 0	11- 1				
7- 2	0- 1	0- 0	HOME	1- 0	0- 0	6- 1				
7- 0	1- 0	0- 0	AWAY	1- 0	0- 0	5- 0				
0- 0	0- 0	0- 0	NEUTRAL	0- 0	0- 0	0- 0				

RPI 1-25				RPI 26-50				RPI 51-100				Team's RPI: 65	RPI 101+			
RPI	S	Opponent	Score	RPI	S	Opponent	Score	RPI	S	Opponent	Score		RPI	S	Opponent	Score
13	H	Gonzaga	67 70	28	A	Missouri	61 65	70	H	Little Rock	48 44		157	A	Bradley	68 56
22	A	Drake	85 79	37	H	South Dakota	74 85	89	A	UNI	63 58		157	H	Bradley	82 60
22	H	Drake	61 70	49	A	Indiana	74 98	89	H	UNI	58 48		159	A	Southern Ill.	70 58
													159	H	Southern Ill.	66 51
													160	A	Illinois St.	59 47
													160	H	Illinois St.	56 60
													163	A	Santa Clara	73 77
													168	N	Louisiana Tech	82 70
													179	A	North Texas	76 83
													202	H	Ball St.	74 54
													213	H	Indiana St.	71 58
													237	N	SIUE	68 65
													244	A	Loyola Chicago	85 58
													244	H	Loyola Chicago	84 49
													251	A	Wichita St.	60 63
													311	A	Valparaiso	77 58
													311	H	Valparaiso	108 63
													328	H	Evansville	88 66
LAST 12 Division I GAMES:																
22	H	Drake	61 70	159	A	Southern Ill.	70 58									
89	H	UNI	58 48	89	A	UNI	63 58									
244	A	Loyola Chicago	85 58	22	A	Drake	85 79									
311	A	Valparaiso	77 58	311	H	Valparaiso	108 63									
157	H	Bradley	82 60	244	H	Loyola Chicago	84 49									
160	H	Illinois St.	56 60	160	A	Illinois St.	59 47									

Non-Div I Games:

Missouri St.

■ Loss,
■ Non-Conf,
■ S Site,
■ H Home
■ A Away
N Neutral

Average RPI Win:	274	WON-LOST	WINNING	LAST 10	STRENGTH OF	OPP. STRENGTH	TEAM	ADJ.	CONF.	ADJ CONF.
Average RPI Loss:	166	RECORD	PCT. RANK	GAMES	SCHEDULE	OF SCHEDULE	RPI	RPI	RPI	RPI
DIV. I ONLY	13- 16	208	1- 0	250	278	226	226	26	26	
DIV. I NON-CONF.	4- 7	228	0- 0	179	223	218	218	27	27	
TOTALS	RPI 1-25	RPI 26-50	W-L RECORDS	RPI 51-100	RPI 101-150	RPI 150+				
13- 16	0- 0	0- 3	OVERALL	0- 2	0- 3	13- 8				
6- 8	0- 0	0- 2	HOME	0- 1	0- 1	6- 4				
7- 8	0- 0	0- 1	AWAY	0- 1	0- 2	7- 4				
0- 0	0- 0	0- 0	NEUTRAL	0- 0	0- 0	0- 0				
4- 7	0- 0	0- 1	NON-CONFERENCE	0- 2	0- 1	4- 3				
2- 3	0- 0	0- 1	HOME	0- 1	0- 0	2- 1				
2- 4	0- 0	0- 0	AWAY	0- 1	0- 1	2- 2				
0- 0	0- 0	0- 0	NEUTRAL	0- 0	0- 0	0- 0				
9- 9	0- 0	0- 2	CONFERENCE	0- 0	0- 2	9- 5				
4- 5	0- 0	0- 1	HOME	0- 0	0- 1	4- 3				
5- 4	0- 0	0- 1	AWAY	0- 0	0- 1	5- 2				
0- 0	0- 0	0- 0	NEUTRAL	0- 0	0- 0	0- 0				

RPI 1-25			RPI 26-50			RPI 51-100			RPI 101+			Team's RPI: 226			
RPI	S	Opponent	Score	RPI	S	Opponent	Score	RPI	S	Opponent	Score	RPI	S	Opponent	Score
				42	H	Bucknell	32 70	56	H	Princeton	47 79	124	A	Marist	45 69
				43	A	Quinnipiac	38 67	60	A	Virginia Tech	49 82	124	H	Marist	45 69
				43	H	Quinnipiac	46 58					130	A	Lehigh	48 63
												172	A	Rider	50 65
												172	H	Rider	43 55
												192	A	Sacred Heart	55 50
												206	A	East Carolina	67 73
												214	A	George Washington	55 51
												242	H	Albany (NY)	64 56
												250	H	Navy	68 67
												264	A	Niagara	88 81
												264	H	Niagara	76 54
												267	A	Siena	56 54
												267	H	Siena	68 77
												274	H	Manhattan	71 63
												276	H	Loyola Maryland	67 75
												282	A	Canisius	56 65
												282	H	Canisius	67 61
												295	A	Fairfield	73 63
												325	A	Iona	55 38
												325	H	Iona	51 52
												330	A	Lafayette	69 73
												344	A	Saint Peter's	76 59
												344	H	Saint Peter's	70 50
LAST 12 Division I GAMES:															
				344	A	Saint Peter's	76 59					274	H	Manhattan	71 63
				124	H	Marist	45 69					267	A	Siena	56 54
				282	A	Canisius	56 65					172	A	Rider	50 65
				264	A	Niagara	88 81					295	A	Fairfield	73 63
				344	H	Saint Peter's	70 50					43	H	Quinnipiac	46 58
				325	H	Iona	51 52					264	H	Niagara	76 54

Non-Div I Games:

Monmouth

■ Loss,
■ Non-Conf,
■ S Site,
■ H Home
■ A Away
N Neutral

Montana

Through Games Of March 6, 2019

Average RPI Win: 215	WON-LOST	WINNING	LAST 10	STRENGTH OF	OPP. STRENGTH	TEAM	ADJ.	CONF.	ADJ CONF.
Average RPI Loss: 133	RECORD	PCT. RANK	GAMES	SCHEDULE	OF SCHEDULE	RPI	RPI	RPI	RPI
DIV. I ONLY	11- 15	217	1- 0	154	158	188	188	16	16
DIV. I NON-CONF.	4- 4	162	1- 0	41	158	90	90	13	13
TOTALS	RPI 1-25	RPI 26-50	W-L RECORDS	RPI 51-100	RPI 101-150	RPI 150+			
11- 15	0- 1	0- 1	OVERALL	2- 2	2- 6	7- 5			
7- 4	0- 0	0- 1	HOME	2- 0	2- 2	3- 1			
3- 11	0- 1	0- 0	AWAY	0- 2	0- 4	3- 4			
1- 0	0- 0	0- 0	NEUTRAL	0- 0	0- 0	1- 0			
4- 4	0- 1	0- 1	NON-CONFERENCE	1- 1	1- 0	2- 1			
2- 1	0- 0	0- 1	HOME	1- 0	1- 0	0- 0			
1- 3	0- 1	0- 0	AWAY	0- 1	0- 0	1- 1			
1- 0	0- 0	0- 0	NEUTRAL	0- 0	0- 0	1- 0			
7- 11	0- 0	0- 0	CONFERENCE	1- 1	1- 6	5- 4			
5- 3	0- 0	0- 0	HOME	1- 0	1- 2	3- 1			
2- 8	0- 0	0- 0	AWAY	0- 1	0- 4	2- 3			
0- 0	0- 0	0- 0	NEUTRAL	0- 0	0- 0	2- 0			

RPI 1-25				RPI 26-50				RPI 51-100				RPI 101+ Team's RPI: 188			
RPI	S	Opponent	Score	RPI	S	Opponent	Score	RPI	S	Opponent	Score	RPI	S	Opponent	Score
13	A	Gonzaga	52 76	37	H	South Dakota	41 64	68	A	Idaho	68 76	107	A	Northern Colo.	61 79
								68	H	Idaho	82 79	107	H	Northern Colo.	62 73
								88	H	UC Davis	62 56	111	A	Idaho St.	34 50
								91	A	Arizona	51 100	111	H	Idaho St.	60 59
												125	H	Northern Ill.	86 70
												133	A	Portland St.	60 78
												141	A	Montana St.	52 74
												141	H	Montana St.	71 75
												164	A	Washington	54 69
												180	A	Eastern Wash.	64 67
												180	H	Eastern Wash.	62 68
												212	N	Saint Francis (PA)	79 77
												243	A	Northern Ariz.	65 82
												243	H	Northern Ariz.	78 62
												256	A	Sacramento St.	88 86
												284	A	Southern Utah	56 71
												284	H	Southern Utah	79 57
												322	A	Weber St.	72 60
												322	H	Weber St.	64 56
												336	A	Grand Canyon	69 47
LAST 12 Division I GAMES:															
212	N	Saint Francis (PA)	79 77	111	H	Idaho St.	60 59								
88	H	UC Davis	62 56	322	H	Weber St.	64 56								
243	A	Northern Ariz.	65 82	180	A	Eastern Wash.	64 67								
284	A	Southern Utah	56 71	68	A	Idaho	68 76								
107	A	Northern Colo.	61 79	141	A	Montana St.	52 74								
141	H	Montana St.	71 75	322	A	Weber St.	72 60								

Non-Div I Games: Providence (MT) 90 45

Montana

Loss, Non-Conf, S Site, H Home A Away N Neutral

Montana St.

Through Games Of March 6, 2019

Average RPI Win:	233	WON-LOST	WINNING	LAST 10	STRENGTH OF	OPP. STRENGTH	TEAM	ADJ.	CONF.	ADJ CONF.
Average RPI Loss:	96	RECORD	PCT. RANK	GAMES	SCHEDULE	OF SCHEDULE	RPI	RPI	RPI	RPI
DIV. I ONLY	14- 13	160	1- 0	143	138	141	141	16	16	
DIV. I NON-CONF.	4- 5	190	1- 0	42	73	95	95	13	13	
TOTALS	RPI 1-25	RPI 26-50	W-L RECORDS	RPI 51-100	RPI 101-150	RPI 150+				
14- 13	0- 1	0- 1	OVERALL	0- 5	2- 4	12- 2				
6- 5	0- 0	0- 1	HOME	0- 1	0- 2	6- 1				
7- 8	0- 1	0- 0	AWAY	0- 4	1- 2	6- 1				
1- 0	0- 0	0- 0	NEUTRAL	0- 0	1- 0	0- 0				
4- 5	0- 1	0- 1	NON-CONFERENCE	0- 3	1- 0	3- 0				
2- 1	0- 0	0- 1	HOME	0- 0	0- 0	2- 0				
1- 4	0- 1	0- 0	AWAY	0- 3	0- 0	1- 0				
1- 0	0- 0	0- 0	NEUTRAL	0- 0	1- 0	0- 0				
10- 8	0- 0	0- 0	CONFERENCE	0- 2	1- 4	9- 2				
4- 4	0- 0	0- 0	HOME	0- 1	0- 2	4- 1				
6- 4	0- 0	0- 0	AWAY	0- 1	1- 2	5- 1				
0- 0	0- 0	0- 0	NEUTRAL	0- 0	0- 0	0- 0				

RPI S	Opponent	Score	RPI S	Opponent	Score	RPI S	Opponent	Score	RPI S	Opponent	Score	Team's RPI: 141
12	A Marquette	52 100	29	H South Dakota St.	67 88	51	A TCU	49 71	107	A Northern Colo.	79 66	
						64	A Wyoming	58 66	107	H Northern Colo.	73 84	
						66	A SFA	53 60	111	A Idaho St.	43 61	
						68	A Idaho	65 90	111	H Idaho St.	49 62	
						68	H Idaho	66 82	133	A Portland St.	53 55	
									139	N Delaware	69 60	
									161	A Texas St.	67 59	
									180	A Eastern Wash.	61 47	
									180	H Eastern Wash.	87 89	
									188	A Montana	75 71	
									188	H Montana	74 52	
									243	A Northern Ariz.	72 76	
									243	H Northern Ariz.	80 70	
									256	A Sacramento St.	69 53	
									272	H Long Beach St.	85 62	
									284	A Southern Utah	70 55	
									284	H Southern Utah	69 64	
									316	H Omaha	59 56	
									322	A Weber St.	66 59	
									322	H Weber St.	72 59	
LAST 12 Division I GAMES:												
161	A Texas St.	67 59	68	A Idaho	65 90							
284	A Southern Utah	70 55	180	A Eastern Wash.	61 47							
243	A Northern Ariz.	72 76	107	H Northern Colo.	73 84							
188	A Montana	75 71	188	H Montana	74 52							
322	H Weber St.	72 59	111	A Idaho St.	43 61							
111	H Idaho St.	49 62	322	A Weber St.	66 59							

Non-Div I Games: Carroll (MT) 64 48

Montana St.

Loss, Non-Conf, S Site, H Home A Away N Neutral

Average RPI Win: 250	WON-LOST	WINNING	LAST 10	STRENGTH OF	OPP. STRENGTH	TEAM	ADJ.	CONF.	ADJ CONF.
Average RPI Loss: 147	RECORD	PCT. RANK	GAMES	SCHEDULE	OF SCHEDULE	RPI	RPI	RPI	RPI
DIV. I ONLY	21- 9	69	1- 0	251	279	126	126	22	22
DIV. I NON-CONF.	7- 4	108	0- 0	207	277	124	124	22	22
TOTALS	RPI 1-25	RPI 26-50	W-L RECORDS	RPI 51-100	RPI 101-150	RPI 150+			
21- 9	0- 2	0- 0	OVERALL	1- 2	1- 0	19- 5			
11- 3	0- 0	0- 0	HOME	0- 1	1- 0	10- 2			
9- 6	0- 2	0- 0	AWAY	1- 1	0- 0	8- 3			
1- 0	0- 0	0- 0	NEUTRAL	0- 0	0- 0	1- 0			
7- 4	0- 2	0- 0	NON-CONFERENCE	1- 0	0- 0	6- 2			
4- 1	0- 0	0- 0	HOME	0- 0	0- 0	4- 1			
3- 3	0- 2	0- 0	AWAY	1- 0	0- 0	2- 1			
0- 0	0- 0	0- 0	NEUTRAL	0- 0	0- 0	0- 0			
14- 5	0- 0	0- 0	CONFERENCE	0- 2	1- 0	13- 3			
7- 2	0- 0	0- 0	HOME	0- 1	1- 0	6- 1			
6- 3	0- 0	0- 0	AWAY	0- 1	0- 0	6- 2			
1- 0	0- 0	0- 0	NEUTRAL	0- 0	0- 0	1- 0			

RPI 1-25				RPI 26-50				RPI 51-100				RPI 101+ Team's RPI: 126			
RPI	S	Opponent	Score	RPI	S	Opponent	Score	RPI	S	Opponent	Score	RPI	S	Opponent	Score
2	A	Baylor	58 96					57	A	Belmont	50 77	120	H	UT Martin	85 75
20	A	Kentucky	57 87					57	H	Belmont	57 77	154	A	Tennessee Tech	73 70
								81	A	Radford	79 72	154	H	Tennessee Tech	77 56
												195	A	N.C. A&T	72 67
												211	A	Jacksonville St.	57 68
												211	H	Jacksonville St.	66 55
												211	N	Jacksonville St.	77 60
												212	A	Saint Francis (PA)	83 89
												237	A	SIUE	73 67
												239	H	Southeast Mo. St.	82 54
												246	H	St. Francis Brooklyn	94 101
												248	A	Gardner-Webb	84 69
												257	A	Austin Peay	80 81
												257	H	Austin Peay	75 84
												260	A	Murray St.	83 61
												260	H	Murray St.	80 71
												292	A	Eastern Ill.	67 57
												301	A	Tennessee St.	85 62
												301	H	Tennessee St.	71 55
												311	H	Valparaiso	68 62
												327	H	Lipscomb	79 44
												328	H	Evansville	85 63
												332	A	Eastern Ky.	64 61
												332	H	Eastern Ky.	68 52
												350	H	Chicago St.	104 68
LAST 12 Division I GAMES:															
				211	N	Jacksonville St.	77 60	257	H	Austin Peay	75 84				
				332	A	Eastern Ky.	64 61	57	H	Belmont	57 77				
				260	H	Murray St.	80 71	301	H	Tennessee St.	71 55				
				154	A	Tennessee Tech	73 70	292	A	Eastern Ill.	67 57				
				211	A	Jacksonville St.	57 68	237	A	SIUE	73 67				
				332	H	Eastern Ky.	68 52	211	H	Jacksonville St.	66 55				

Non-Div I Games: Alice Lloyd 121 56 Ky. Christian 119 28

Morehead St.

■ Loss,
 ■ Non-Conf,
 ■ S Site,
 ■ Home
 ■ A Away
 N Neutral

Average RPI Win:	307	WON-LOST	WINNING	LAST 10	STRENGTH OF	OPP. STRENGTH	TEAM	ADJ.	CONF.	ADJ CONF.
Average RPI Loss:	198	RECORD	PCT. RANK	GAMES	SCHEDULE	OF SCHEDULE	RPI	RPI	RPI	RPI
DIV. I ONLY	8- 19	276	0- 1	289	341	303	303	32	32	
DIV. I NON-CONF.	1- 11	335	0- 1	162	222	323	323	32	32	
TOTALS	RPI 1-25	RPI 26-50	W-L RECORDS	RPI 51-100	RPI 101-150	RPI 150+				
8- 19	0- 1	0- 1	OVERALL	0- 2	0- 3	8- 12				
4- 6	0- 0	0- 0	HOME	0- 0	0- 0	4- 6				
4- 10	0- 0	0- 1	AWAY	0- 2	0- 2	4- 5				
0- 3	0- 1	0- 0	NEUTRAL	0- 0	0- 1	0- 1				
1- 11	0- 1	0- 1	NON-CONFERENCE	0- 2	0- 3	1- 4				
1- 2	0- 0	0- 0	HOME	0- 0	0- 0	1- 2				
0- 6	0- 0	0- 1	AWAY	0- 2	0- 2	0- 1				
0- 3	0- 1	0- 0	NEUTRAL	0- 0	0- 1	0- 1				
7- 8	0- 0	0- 0	CONFERENCE	0- 0	0- 0	7- 8				
3- 4	0- 0	0- 0	HOME	0- 0	0- 0	3- 4				
4- 4	0- 0	0- 0	AWAY	0- 0	0- 0	4- 4				
0- 0	0- 0	0- 0	NEUTRAL	0- 0	0- 0	0- 0				

RPI S	Opponent	Score	RPI S	Opponent	Score	RPI S	Opponent	Score	RPI S	Opponent	Score	Team's RPI: 303
14 N	Maryland	44 68	45 A	Michigan	47 70	66 A	SFA	42 69	101 N	Georgia	33 60	
						71 A	West Virginia	37 72	113 A	Hartford	59 80	
									114 A	Western Ky.	43 90	
									195 A	N.C. A&T	29 62	
									208 A	UMES	57 53	
									208 H	UMES	68 73	
									221 A	Howard	56 79	
									221 H	Howard	62 74	
									222 H	Bethune-Cookman	69 73	
									264 N	Niagara	57 67	
									289 H	Norfolk St.	49 64	
									291 A	South Carolina St.	63 61	
									291 H	South Carolina St.	62 51	
									304 H	UMBC	68 73	
									312 A	Coppin St.	74 57	
									314 A	FIU	50 59	
									320 H	UMass Lowell	61 49	
									323 H	Central Conn. St.	36 60	
									337 A	Delaware St.	57 62	
									341 A	N.C. Central	65 62	
									346 H	Florida A&M	75 71	
									348 A	Savannah St.	35 53	
									348 H	Savannah St.	63 47	
LAST 12 Division I GAMES:												
264 N	Niagara	57 67	291 A	South Carolina St.	63 61							
208 A	UMES	57 53	312 A	Coppin St.	74 57							
337 A	Delaware St.	57 62	346 H	Florida A&M	75 71							
221 H	Howard	62 74	222 H	Bethune-Cookman	69 73							
289 H	Norfolk St.	49 64	341 A	N.C. Central	65 62							
348 A	Savannah St.	35 53	195 A	N.C. A&T	29 62							

Non-Div I Games: Lincoln (PA) 46 51 Washington Adventis60 43

Morgan St.

Loss, Non-Conf, S Site, H Home A Away N Neutral

Average RPI Win:	265	WON-LOST	WINNING	LAST 10	STRENGTH OF	OPP. STRENGTH	TEAM	ADJ.	CONF.	ADJ CONF.
Average RPI Loss:	167	RECORD	PCT. RANK	GAMES	SCHEDULE	OF SCHEDULE	RPI	RPI	RPI	RPI
DIV. I ONLY	11- 16	226	1- 0	272	233	260	260	22	22	
DIV. I NON-CONF.	2- 7	288	0- 0	265	114	318	318	22	22	
TOTALS	RPI 1-25	RPI 26-50	W-L RECORDS	RPI 51-100	RPI 101-150	RPI 150+				
11- 16	0- 1	0- 0	OVERALL	0- 3	1- 3	10- 9				
8- 5	0- 0	0- 0	HOME	0- 1	1- 1	7- 3				
3- 11	0- 1	0- 0	AWAY	0- 2	0- 2	3- 6				
0- 0	0- 0	0- 0	NEUTRAL	0- 0	0- 0	0- 0				
2- 7	0- 1	0- 0	NON-CONFERENCE	0- 2	0- 0	2- 4				
2- 2	0- 0	0- 0	HOME	0- 0	0- 0	2- 2				
0- 5	0- 1	0- 0	AWAY	0- 2	0- 0	0- 2				
0- 0	0- 0	0- 0	NEUTRAL	0- 0	0- 0	0- 0				
9- 9	0- 0	0- 0	CONFERENCE	0- 1	1- 3	8- 5				
6- 3	0- 0	0- 0	HOME	0- 1	1- 1	5- 1				
3- 6	0- 0	0- 0	AWAY	0- 0	0- 2	3- 4				
0- 0	0- 0	0- 0	NEUTRAL	0- 0	0- 0	0- 0				

RPI 1-25				RPI 26-50				RPI 51-100				RPI 101+ Team's RPI: 260			
RPI	S	Opponent	Score	RPI	S	Opponent	Score	RPI	S	Opponent	Score	RPI	S	Opponent	Score
20	A	Kentucky	49 88					57	H	Belmont	58 65	120	A	UT Martin	67 75
								59	A	Butler	65 86	120	H	UT Martin	76 73
								63	A	Tennessee	77 98	126	A	Morehead St.	71 80
												126	H	Morehead St.	61 83
												154	A	Tennessee Tech	65 74
												159	H	Southern Ill.	59 65
												181	A	Arkansas St.	63 74
												211	A	Jacksonville St.	64 59
												217	A	Illinois	52 84
												237	A	SIUE	54 71
												237	H	SIUE	81 75
												239	A	Southeast Mo. St.	64 59
												239	H	Southeast Mo. St.	82 74
												257	A	Austin Peay	56 59
												257	H	Austin Peay	77 72
												292	A	Eastern Ill.	67 75
												292	H	Eastern Ill.	60 51
												300	H	Alabama A&M	53 59
												301	H	Tennessee St.	61 65
												327	H	Lipscomb	97 61
												328	H	Evansville	81 53
												332	A	Eastern Ky.	76 63
												332	H	Eastern Ky.	81 63
LAST 12 Division I GAMES:															
257	H	Austin Peay	77 72	237	H	SIUE	81 75								
126	A	Morehead St.	71 80	292	H	Eastern Ill.	60 51								
239	H	Southeast Mo. St.	82 74	154	A	Tennessee Tech	65 74								
120	H	UT Martin	76 73	211	A	Jacksonville St.	64 59								
257	A	Austin Peay	56 59	301	H	Tennessee St.	61 65								
332	A	Eastern Ky.	76 63	57	H	Belmont	58 65								

Non-Div I Games: Oakland City 113 55 Bethel (TN) 86 50

Murray St.

Loss, Non-Conf, S Site, H Home A Away N Neutral

Average RPI Win:	297	WON-LOST	WINNING	LAST 10	STRENGTH OF	OPP. STRENGTH	TEAM	ADJ.	CONF.	ADJ CONF.
Average RPI Loss:	149	RECORD	PCT. RANK	GAMES	SCHEDULE	OF SCHEDULE	RPI	RPI	RPI	RPI
DIV. I ONLY	17- 9	94	0- 1	339	318	195	195	32	32	
DIV. I NON-CONF.	2- 9	297	0- 1	283	137	303	303	32	32	
TOTALS	RPI 1-25	RPI 26-50	W-L RECORDS	RPI 51-100	RPI 101-150	RPI 150+				
17- 9	0- 0	0- 0	OVERALL	0- 3	0- 2	17- 4				
7- 3	0- 0	0- 0	HOME	0- 1	0- 1	7- 1				
10- 4	0- 0	0- 0	AWAY	0- 1	0- 0	10- 3				
0- 2	0- 0	0- 0	NEUTRAL	0- 1	0- 1	0- 0				
2- 9	0- 0	0- 0	NON-CONFERENCE	0- 3	0- 2	2- 4				
0- 3	0- 0	0- 0	HOME	0- 1	0- 1	0- 1				
2- 4	0- 0	0- 0	AWAY	0- 1	0- 0	2- 3				
0- 2	0- 0	0- 0	NEUTRAL	0- 1	0- 1	0- 0				
15- 0	0- 0	0- 0	CONFERENCE	0- 0	0- 0	15- 0				
7- 0	0- 0	0- 0	HOME	0- 0	0- 0	7- 0				
8- 0	0- 0	0- 0	AWAY	0- 0	0- 0	8- 0				
0- 0	0- 0	0- 0	NEUTRAL	0- 0	0- 0	0- 0				

RPI S	Opponent	Score	RPI S	Opponent	Score	RPI S	Opponent	Score	RPI S	Opponent	Score	Team's RPI: 195
						62 N	Maine	52 58	122 N	Yale	49 59	
						90 A	Virginia	57 67	126 H	Morehead St.	67 72	
						94 H	VCU	48 54	152 H	Akron	36 49	
									208 A	UMES	51 49	
									208 H	UMES	70 58	
									216 A	Elon	64 73	
									221 A	Howard	63 58	
									222 A	Bethune-Cookman	72 48	
									230 A	ETSU	56 61	
									250 A	Navy	49 72	
									289 A	Norfolk St.	49 44	
									291 A	South Carolina St.	58 44	
									291 H	South Carolina St.	59 52	
									303 H	Morgan St.	62 29	
									305 A	Fla. Atlantic	67 65	
									312 H	Coppin St.	66 42	
									337 A	Delaware St.	67 47	
									337 H	Delaware St.	72 49	
									341 A	N.C. Central	52 49	
									342 A	Western Caro.	69 51	
									346 A	Florida A&M	56 48	
									346 H	Florida A&M	77 53	
									348 H	Savannah St.	73 69	
LAST 12 Division I GAMES:												
			122 N	Yale	49 59	208 H	UMES	70 58				
			346 H	Florida A&M	77 53	337 H	Delaware St.	72 49				
			348 H	Savannah St.	73 69	222 A	Bethune-Cookman	72 48				
			291 H	South Carolina St.	59 52	346 A	Florida A&M	56 48				
			289 A	Norfolk St.	49 44	341 A	N.C. Central	52 49				
			221 A	Howard	63 58	312 H	Coppin St.	66 42				

Non-Div I Games: Winston-Salem 60 56 Johnson C. Smith 50 53

N.C. A&T

Loss, Non-Conf, S Site, H Home A Away N Neutral

WON-LOST				STRENGTH OF		OPP. STRENGTH		TEAM		CONF.		ADJ CONF.	
Average RPI Win:	324	WON-LOST	WINNING	LAST 10	SCHEDULE	OF SCHEDULE	RPI	ADJ. RPI	RPI	RPI	RPI	RPI	RPI
Average RPI Loss:	222	RECORD	PCT. RANK	GAMES									
DIV. I ONLY	7- 20	294	0- 1	337	347	341	341	32	32				
DIV. I NON-CONF.	2- 10	311	0- 0	286	273	341	341	32	32				
TOTALS	RPI 1-25	RPI 26-50	W-L RECORDS	RPI 51-100	RPI 101-150	RPI 150+							
7- 20	0- 1	0- 0	OVERALL	0- 0	0- 3	7- 16							
5- 9	0- 0	0- 0	HOME	0- 0	0- 1	5- 8							
2- 10	0- 1	0- 0	AWAY	0- 0	0- 2	2- 7							
0- 1	0- 0	0- 0	NEUTRAL	0- 0	0- 0	0- 1							
2- 10	0- 1	0- 0	NON-CONFERENCE	0- 0	0- 3	2- 6							
2- 4	0- 0	0- 0	HOME	0- 0	0- 1	2- 3							
0- 5	0- 1	0- 0	AWAY	0- 0	0- 2	0- 2							
0- 1	0- 0	0- 0	NEUTRAL	0- 0	0- 0	0- 1							
5- 10	0- 0	0- 0	CONFERENCE	0- 0	0- 0	5- 10							
3- 5	0- 0	0- 0	HOME	0- 0	0- 0	3- 5							
2- 5	0- 0	0- 0	AWAY	0- 0	0- 0	2- 5							
0- 0	0- 0	0- 0	NEUTRAL	0- 0	0- 0	0- 0							

[illegible]

Non-Div I Games:	Wilberforce	55	49
------------------	-------------	----	----

N.C. Central

Loss, Non-Conf, S Site, H Home A Away N Neutral

NC State				Through Games Of March 6, 2019						
Average RPI Win:	96	WON-LOST	WINNING	LAST 10	STRENGTH OF	OPP. STRENGTH	TEAM	ADJ.	CONF.	ADJ CONF.
Average RPI Loss:	16	RECORD	PCT. RANK	GAMES	SCHEDULE	OF SCHEDULE	RPI	RPI	RPI	RPI
DIV. I ONLY	25- 4	10	1- 0	20	6	7	7	1	1	
DIV. I NON-CONF.	13- 0	1	0- 0	38	45	6	6	1	1	
TOTALS	RPI 1-25	RPI 26-50	W-L RECORDS	RPI 51-100	RPI 101-150	RPI 150+				
25- 4	2- 3	3- 1	OVERALL	11- 0	5- 0	4- 0				
15- 2	1- 1	1- 1	HOME	8- 0	3- 0	2- 0				
8- 2	1- 2	1- 0	AWAY	3- 0	2- 0	1- 0				
2- 0	0- 0	1- 0	NEUTRAL	0- 0	0- 0	1- 0				
13- 0	0- 0	2- 0	NON-CONFERENCE	6- 0	1- 0	4- 0				
9- 0	0- 0	1- 0	HOME	5- 0	1- 0	2- 0				
2- 0	0- 0	0- 0	AWAY	1- 0	0- 0	1- 0				
2- 0	0- 0	1- 0	NEUTRAL	0- 0	0- 0	1- 0				
12- 4	2- 3	1- 1	CONFERENCE	5- 0	4- 0	0- 0				
6- 2	1- 1	0- 1	HOME	3- 0	2- 0	0- 0				
6- 2	1- 2	1- 0	AWAY	2- 0	2- 0	0- 0				
0- 0	0- 0	0- 0	NEUTRAL	0- 0	0- 0	0- 0				

N
C
S
t
a
t
e

RPI 1-25				Team's RPI: 7				RPI 26-50				RPI 51-100				RPI 101+			
RPI	S	Opponent	Score					RPI	S	Opponent	Score					RPI	S	Opponent	Score
1	H	Notre Dame	72 95					38	A	North Carolina	74 69					54	A	Georgia Tech	68 60
3	A	Louisville	62 92					38	H	North Carolina	51 64					55	H	Clemson	54 51
10	A	Syracuse	77 73					40	N	Michigan St.	78 74					57	H	Belmont	77 62
18	H	Miami (FL)	70 68					45	H	Michigan	66 55					60	H	Virginia Tech	70 61
23	A	Florida St.	70 75													62	H	Maine	84 46
																73	H	Duke	63 51
																75	A	Georgetown	76 65
																81	H	Radford	75 58
																86	H	Kent St.	78 61
																90	A	Virginia	66 38
																95	H	Old Dominion	85 56
LAST 12 Division I GAMES:																			
18	H	Miami (FL)	70 68					23	A	Florida St.	70 75								
3	A	Louisville	62 92					38	H	North Carolina	51 64								
38	A	North Carolina	74 69					146	A	Wake Forest	59 50								
146	H	Wake Forest	80 46					54	A	Georgia Tech	68 60								
1	H	Notre Dame	72 95					55	H	Clemson	54 51								
10	A	Syracuse	77 73					60	H	Virginia Tech	70 61								

Non-Div I Games:

NC State

N
C
S
t
a
t
e

NJIT				Through Games Of March 6, 2019						
Average RPI Win:	317	WON-LOST	WINNING	LAST 10	STRENGTH OF	OPP. STRENGTH	TEAM	ADJ.	CONF.	ADJ CONF.
Average RPI Loss:	193	RECORD	PCT. RANK	GAMES	SCHEDULE	OF SCHEDULE	RPI	RPI	RPI	RPI
DIV. I ONLY	6- 23	314	0- 1	291	304	329	329	24	24	
DIV. I NON-CONF.	3- 10	278	0- 0	281	342	314	314	26	26	
TOTALS	RPI 1-25	RPI 26-50	W-L RECORDS	RPI 51-100	RPI 101-150	RPI 150+				
6- 23	0- 0	0- 0	OVERALL	0- 5	0- 1	6- 17				
3- 10	0- 0	0- 0	HOME	0- 2	0- 1	3- 7				
3- 13	0- 0	0- 0	AWAY	0- 3	0- 0	3- 10				
0- 0	0- 0	0- 0	NEUTRAL	0- 0	0- 0	0- 0				
3- 10	0- 0	0- 0	NON-CONFERENCE	0- 3	0- 1	3- 6				
1- 4	0- 0	0- 0	HOME	0- 1	0- 1	1- 2				
2- 6	0- 0	0- 0	AWAY	0- 2	0- 0	2- 4				
0- 0	0- 0	0- 0	NEUTRAL	0- 0	0- 0	0- 0				
3- 13	0- 0	0- 0	CONFERENCE	0- 2	0- 0	3- 11				
2- 6	0- 0	0- 0	HOME	0- 1	0- 0	2- 5				
1- 7	0- 0	0- 0	AWAY	0- 1	0- 0	1- 6				
0- 0	0- 0	0- 0	NEUTRAL	0- 0	0- 0	0- 0				

RPI 1-25				RPI 26-50				RPI 51-100				RPI 101+				Team's RPI: 329	
RPI	S	Opponent	Score	RPI	S	Opponent	Score	RPI	S	Opponent	Score	RPI	S	Opponent	Score		
								58	A	FGCU	42	61	113	H	Hartford	53	84
								58	H	FGCU	35	67	172	A	Rider	46	67
								61	A	Penn	42	85	182	A	North Ala.	60	72
								71	A	West Virginia	50	95	182	H	North Ala.	54	77
								86	H	Kent St.	40	57	190	A	Stetson	48	74
													190	H	Stetson	47	56
													193	A	Liberty	47	58
													193	H	Liberty	39	58
													221	A	Howard	57	77
													225	A	Jacksonville	55	69
													225	H	Jacksonville	56	61
													239	H	Southeast Mo. St.	58	68
													249	A	Colgate	71	53
													252	A	North Florida	46	54
													252	H	North Florida	59	78
													277	H	Vermont	63	71
													309	A	Kennesaw St.	47	70
													309	H	Kennesaw St.	66	60
													327	A	Lipscomb	69	53
													327	H	Lipscomb	80	67
													342	H	Western Caro.	79	71
													343	A	Fairleigh Dickinson	43	64
													344	A	Saint Peter's	57	70
													349	A	LIU Brooklyn	72	51
LAST 12 Division I GAMES:																	
252	A	North Florida	46	54	58	A	FGCU	42	61								
193	H	Liberty	39	58	309	A	Kennesaw St.	47	70								
327	A	Lipscomb	69	53	193	A	Liberty	47	58								
225	A	Jacksonville	55	69	58	H	FGCU	35	67								
190	H	Stetson	47	56	182	H	North Ala.	54	77								
252	H	North Florida	59	78	190	A	Stetson	48	74								

Non-Div I Games:

NJIT

■ Loss,
 ■ Non-Conf,
 ■ S Site,
 ■ H Home
 ■ A Away
 N Neutral

Navy

Average RPI Win: **242**
 Average RPI Loss: **170**

WON-LOST
RECORD

WINNING
PCT. RANK

LAST 10
GAMES

STRENGTH OF
SCHEDULE

OPP. STRENGTH
OF SCHEDULE

TEAM
RPI

ADJ.
RPI

CONF.
RPI

ADJ CONF.
RPI

Through Games Of March 6, 2019

DIV. I ONLY	9- 18	261	0- 1	150	275	250	250	18	18
DIV. I NON-CONF.	4- 5	190	0- 0	135	332	179	179	21	21
TOTALS	RPI 1-25	RPI 26-50	W-L RECORDS	RPI 51-100	RPI 101-150	RPI 150+			
9- 18	0- 0	0- 2	OVERALL	0- 3	0- 3	9- 10			
5- 8	0- 0	0- 1	HOME	0- 2	0- 2	5- 3			
4- 10	0- 0	0- 1	AWAY	0- 1	0- 1	4- 7			
0- 0	0- 0	0- 0	NEUTRAL	0- 0	0- 0	0- 0			
4- 5	0- 0	0- 0	NON-CONFERENCE	0- 1	0- 1	4- 3			
2- 2	0- 0	0- 0	HOME	0- 1	0- 1	2- 0			
2- 3	0- 0	0- 0	AWAY	0- 0	0- 0	2- 3			
0- 0	0- 0	0- 0	NEUTRAL	0- 0	0- 0	0- 0			
5- 13	0- 0	0- 2	CONFERENCE	0- 2	0- 2	5- 7			
3- 6	0- 0	0- 1	HOME	0- 1	0- 1	3- 3			
2- 7	0- 0	0- 1	AWAY	0- 1	0- 1	2- 4			
0- 0	0- 0	0- 0	NEUTRAL	0- 0	0- 0	0- 0			

RPI S	Opponent	Score	RPI S	Opponent	Score	RPI S	Opponent	Score	RPI S	Opponent	Score	Team's RPI: 250
42	A Bucknell	48 90	42	H Bucknell	43 77	61	H Penn	61 65	124	H Marist	48 72	
						80	A American	44 69	130	A Lehigh	55 66	
						80	H American	45 58	130	H Lehigh	38 56	
									170	A Boston U.	55 66	
									170	H Boston U.	35 49	
									171	A Colorado	43 59	
									172	A Rider	66 60	
									189	A Holy Cross	44 47	
									189	H Holy Cross	54 47	
									195	H N.C. A&T	72 49	
									226	A Monmouth	67 68	
									228	H Saint Joseph's	49 48	
									249	A Colgate	62 49	
									249	H Colgate	67 52	
									276	A Loyola Maryland	58 46	
									276	H Loyola Maryland	50 55	
									278	A Army West Point	52 55	
									278	H Army West Point	48 60	
									289	A Norfolk St.	58 65	
									294	A Air Force	54 47	
									330	A Lafayette	42 55	
									330	H Lafayette	65 53	
LAST 12 Division I GAMES:												
80	A American	44 69	189	A Holy Cross	44 47							
276	H Loyola Maryland	50 55	249	H Colgate	67 52							
42	A Bucknell	48 90	130	A Lehigh	55 66							
170	A Boston U.	55 66	42	H Bucknell	43 77							
330	H Lafayette	65 53	170	H Boston U.	35 49							
278	H Army West Point	48 60	330	A Lafayette	42 55							

Non-Div I Games: Catholic

81 36

Navy

Loss, Non-Conf, S Site, H Home A Away N Neutral

Average RPI Win: 139		WON-LOST	WINNING	LAST 10	STRENGTH OF	OPP. STRENGTH	TEAM	ADJ.	CONF.	ADJ CONF.
Average RPI Loss: 56		RECORD	PCT. RANK	GAMES	SCHEDULE	OF SCHEDULE	RPI	RPI	RPI	RPI
DIV. I ONLY		14- 15	178	1- 0	22	36	83	83	4	4
DIV. I NON-CONF.		5- 6	177	0- 0	102	22	146	146	6	6
TOTALS		RPI 1-25	RPI 26-50	W-L RECORDS		RPI 51-100	RPI 101-150	RPI 150+		
14- 15	0- 8	2- 2		OVERALL		5- 2	2- 2	5- 1		
8- 6	0- 4	2- 1		HOME		2- 0	0- 1	4- 0		
5- 9	0- 4	0- 1		AWAY		2- 2	2- 1	1- 1		
1- 0	0- 0	0- 0		NEUTRAL		1- 0	0- 0	0- 0		
5- 6	0- 3	0- 0		NON-CONFERENCE		1- 2	0- 1	4- 0		
4- 1	0- 1	0- 0		HOME		0- 0	0- 0	4- 0		
0- 5	0- 2	0- 0		AWAY		0- 2	0- 1	0- 0		
1- 0	0- 0	0- 0		NEUTRAL		1- 0	0- 0	0- 0		
9- 9	0- 5	2- 2		CONFERENCE		4- 0	2- 1	1- 1		
4- 5	0- 3	2- 1		HOME		2- 0	0- 1	0- 0		
5- 4	0- 2	0- 1		AWAY		2- 0	2- 0	1- 1		
0- 0	0- 0	0- 0		NEUTRAL		0- 0	0- 0	0- 0		

RPI	S	Opponent	Score	RPI	S	Opponent	Score	RPI	S	Opponent	Score	RPI	S	Opponent	Score
3	A	Louisville	68 85	40	H	Michigan St.	82 71	81	N	Radford	77 39	106	A	Northwestern	71 64
9	A	Iowa	71 77	45	A	Michigan	61 67	84	A	Ohio St.	78 69	106	H	Northwestern	54 58
9	H	Iowa	58 74	45	H	Michigan	70 56	87	A	Purdue	84 64	142	A	Penn St.	79 74
14	A	Maryland	63 89	49	H	Indiana	78 82	87	H	Purdue	67 61	150	A	Washington St.	84 87
14	H	Maryland	63 81					96	A	Arkansas	80 84	156	H	Denver	96 71
18	A	Miami (FL)	68 82					97	H	Minnesota	63 57	158	H	Kansas	58 52
22	H	Drake	77 83					100	A	Creighton	65 74	187	A	Wisconsin	69 70
25	H	Rutgers	56 62									217	A	Illinois	77 67
												299	H	San Jose St.	96 63
												340	H	USC Upstate	87 64
LAST 12 Division I GAMES:															
142	A	Penn St.	79 74	45	A	Michigan	61 67								
9	H	Iowa	58 74	49	H	Indiana	78 82								
106	A	Northwestern	71 64	87	A	Purdue	84 64								
40	H	Michigan St.	82 71	187	A	Wisconsin	69 70								
14	A	Maryland	63 89	106	H	Northwestern	54 58								
87	H	Purdue	67 61	97	H	Minnesota	63 57								

Non-Div I Games:

Nebraska

Nevada

Average RPI Win: **252**
 Average RPI Loss: **119**

WON-LOST
 RECORD

WINNING
 PCT. RANK

LAST 10
 GAMES

Through Games Of March 6, 2019
 STRENGTH OF
 SCHEDULE

OPP. STRENGTH
 OF SCHEDULE

TEAM
 RPI

ADJ.
 RPI

CONF.
 RPI

ADJ CONF.
 RPI

DIV. I ONLY	10- 17	247	0- 1	184	123	245	245	15	15
DIV. I NON-CONF.	3- 7	256	0- 1	246	100	286	286	12	12
TOTALS	RPI 1-25	RPI 26-50	W-L RECORDS	RPI 51-100	RPI 101-150	RPI 150+			
10- 17	0- 0	0- 5	OVERALL	0- 3	1- 3	9- 6			
6- 9	0- 0	0- 3	HOME	0- 2	0- 2	6- 2			
4- 6	0- 0	0- 2	AWAY	0- 0	1- 0	3- 4			
0- 2	0- 0	0- 0	NEUTRAL	0- 1	0- 1	0- 0			
3- 7	0- 0	0- 1	NON-CONFERENCE	0- 2	0- 2	3- 2			
2- 4	0- 0	0- 1	HOME	0- 1	0- 1	2- 1			
1- 1	0- 0	0- 0	AWAY	0- 0	0- 0	1- 1			
0- 2	0- 0	0- 0	NEUTRAL	0- 1	0- 1	0- 0			
7- 10	0- 0	0- 4	CONFERENCE	0- 1	1- 1	6- 4			
4- 5	0- 0	0- 2	HOME	0- 1	0- 1	4- 1			
3- 5	0- 0	0- 2	AWAY	0- 0	1- 0	2- 3			
0- 0	0- 0	0- 0	NEUTRAL	0- 0	0- 0	0- 0			

RPI S	Opponent	Score	RPI S	Opponent	Score	RPI S	Opponent	Score	RPI S	Opponent	Score	Team's RPI: 245
41	H Southern California	51 72	64	H Wyoming	51 55	110	A Fresno St.	57 41	110	H Fresno St.	63 79	
47	A Boise St.	65 80	76	H Utah	52 74	110	H Fresno St.	63 79	125	N Northern Ill.	69 98	
47	H Boise St.	74 75	88	N UC Davis	68 84	144	H Texas Tech	67 86	163	A Santa Clara	48 56	
50	A New Mexico	74 85				171	H Colorado	52 65	177	A Utah St.	76 79	
50	H New Mexico	64 66				177	H Utah St.	59 71	194	A UNLV	58 67	
LAST 12 Division I GAMES:												
125	N Northern Ill.	69 98	64	H Wyoming	51 55	194	H UNLV	70 62	233	H San Diego St.	74 69	
294	H Air Force	79 54	50	A New Mexico	74 85	236	H Hawaii	79 78	270	A Colorado St.	62 38	
177	H Utah St.	59 71	270	H Colorado St.	68 57	270	H Colorado St.	68 57	272	A Long Beach St.	76 67	
194	A UNLV	58 67	47	A Boise St.	65 80	294	A Air Force	74 79	294	A Air Force	79 54	
110	A Fresno St.	57 41	194	H UNLV	70 62	299	A San Jose St.	52 49	345	H Seattle U	67 54	
233	H San Diego St.	74 69	270	A Colorado St.	62 38							

Non-Div I Games: Stanislaus St. 75 52

Nevada

Loss, Non-Conf, S Site, H Home A Away N Neutral

New Hampshire

Through Games Of March 6, 2019

Average RPI Win:	276	WON-LOST	WINNING	LAST 10	STRENGTH OF	OPP. STRENGTH	TEAM	ADJ.	CONF.	ADJ CONF.
Average RPI Loss:	186	RECORD	PCT. RANK	GAMES	SCHEDULE	OF SCHEDULE	RPI	RPI	RPI	RPI
DIV. I ONLY	5- 24	331	0- 1	218	282	315	315	23	23	
DIV. I NON-CONF.	2- 10	311	0- 0	222	300	327	327	25	25	
TOTALS	RPI 1-25	RPI 26-50	W-L RECORDS	RPI 51-100	RPI 101-150	RPI 150+				
5- 24	0- 0	0- 0	OVERALL	0- 5	0- 6	5- 13				
3- 10	0- 0	0- 0	HOME	0- 2	0- 2	3- 6				
2- 14	0- 0	0- 0	AWAY	0- 3	0- 4	2- 7				
0- 0	0- 0	0- 0	NEUTRAL	0- 0	0- 0	0- 0				
2- 10	0- 0	0- 0	NON-CONFERENCE	0- 2	0- 2	2- 6				
2- 3	0- 0	0- 0	HOME	0- 1	0- 0	2- 2				
0- 7	0- 0	0- 0	AWAY	0- 1	0- 2	0- 4				
0- 0	0- 0	0- 0	NEUTRAL	0- 0	0- 0	0- 0				
3- 14	0- 0	0- 0	CONFERENCE	0- 3	0- 4	3- 7				
1- 7	0- 0	0- 0	HOME	0- 1	0- 2	1- 4				
2- 7	0- 0	0- 0	AWAY	0- 2	0- 2	2- 3				
0- 0	0- 0	0- 0	NEUTRAL	0- 0	0- 0	0- 0				

RPI S	Opponent	Score	RPI S	Opponent	Score	RPI S	Opponent	Score	RPI S	Opponent	Score	Team's RPI: 315
						56	H Princeton	42 90	108	A Northeastern	54 69	
						62	A Maine	36 69	113	A Hartford	49 56	
						62	A Maine	46 67	113	H Hartford	48 66	
						62	H Maine	45 69	127	A South Fla.	36 79	
						97	A Minnesota	47 70	137	A Stony Brook	37 67	
									137	H Stony Brook	63 82	
									170	A Boston U.	39 60	
									189	H Holy Cross	74 62	
									192	H Sacred Heart	60 71	
									198	H Dartmouth	42 62	
									242	A Albany (NY)	41 59	
									242	H Albany (NY)	53 78	
									254	A Binghamton	54 53	
									254	H Binghamton	62 71	
									277	A Vermont	60 69	
									277	H Vermont	50 51	
									287	A Brown	70 76	
									297	H Bryant	79 74	
									304	A UMBC	62 64	
									304	H UMBC	47 55	
									320	A UMass Lowell	56 53	
									320	H UMass Lowell	54 46	
									323	A Central Conn. St.	47 56	
									324	A North Dakota St.	51 56	
LAST 12 Division I GAMES:												
			62	A Maine	36 69		254	A Binghamton	54 53			
			304	H UMBC	47 55		320	H UMass Lowell	54 46			
			242	H Albany (NY)	53 78		62	H Maine	45 69			
			113	A Hartford	49 56		242	A Albany (NY)	41 59			
			137	A Stony Brook	37 67		304	A UMBC	62 64			
			277	H Vermont	50 51		113	H Hartford	48 66			

Non-Div I Games: U New England 68 44

New Hampshire

Loss, Non-Conf, S Site, H Home A Away N Neutral

Average RPI Win:	197	WON-LOST	WINNING	LAST 10	STRENGTH OF	OPP. STRENGTH	TEAM	ADJ.	CONF.	ADJ CONF.
Average RPI Loss:	126	RECORD	PCT. RANK	GAMES	SCHEDULE	OF SCHEDULE	RPI	RPI	RPI	RPI
DIV. I ONLY	23- 5	19	1- 0	180	142	50	50	15	15	
DIV. I NON-CONF.	10- 1	17	1- 0	66	188	23	23	12	12	
TOTALS	RPI 1-25	RPI 26-50	W-L RECORDS	RPI 51-100	RPI 101-150	RPI 150+				
23- 5	0- 0	0- 2	OVERALL	3- 0	5- 1	15- 2				
15- 1	0- 0	0- 1	HOME	1- 0	4- 0	10- 0				
8- 4	0- 0	0- 1	AWAY	2- 0	1- 1	5- 2				
0- 0	0- 0	0- 0	NEUTRAL	0- 0	0- 0	0- 0				
10- 1	0- 0	0- 1	NON-CONFERENCE	2- 0	4- 0	4- 0				
7- 1	0- 0	0- 1	HOME	1- 0	3- 0	3- 0				
3- 0	0- 0	0- 0	AWAY	1- 0	1- 0	1- 0				
0- 0	0- 0	0- 0	NEUTRAL	0- 0	0- 0	0- 0				
13- 4	0- 0	0- 1	CONFERENCE	1- 0	1- 1	11- 2				
8- 0	0- 0	0- 0	HOME	0- 0	1- 0	7- 0				
5- 4	0- 0	0- 1	AWAY	1- 0	0- 1	4- 2				
0- 0	0- 0	0- 0	NEUTRAL	0- 0	0- 0	0- 0				

RPI S	Opponent	Score	RPI S	Opponent	Score	RPI S	Opponent	Score	RPI S	Opponent	Score
46	H Auburn	76 79	47	A Boise St.	66 70	64	A Wyoming	78 75	110	A Fresno St.	70 77
						66	H SFA	74 33	110	H Fresno St.	82 73
						98	A Houston	89 84	113	H Hartford	72 65
									143	A New Mexico St.	75 50
									143	H New Mexico St.	83 58
									145	H Oklahoma	84 80
									161	H Texas St.	82 51
									177	A Utah St.	68 64
									177	H Utah St.	74 56
									194	A UNLV	57 66
									194	H UNLV	80 77
									233	A San Diego St.	59 61
									233	H San Diego St.	70 62
									243	A Northern Ariz.	84 55
									245	A Nevada	66 64
									245	H Nevada	85 74
									256	H Sacramento St.	85 53
									270	A Colorado St.	79 56
									270	H Colorado St.	70 58
									275	H UTEP	69 51
									294	H Air Force	78 57
									299	A San Jose St.	79 60
									299	H San Jose St.	110 72
LAST 12 Division I GAMES:											
66	H SFA	74 33	177	H Utah St.	74 56						
113	H Hartford	72 65	110	A Fresno St.	70 77						
46	H Auburn	76 79	299	A San Jose St.	79 60						
47	A Boise St.	66 70	245	H Nevada	85 74						
270	A Colorado St.	79 56	233	A San Diego St.	59 61						
299	H San Jose St.	110 72	110	H Fresno St.	82 73						

Non-Div I Games:

New Mexico

■ Loss,
 ■ Non-Conf, S Site,
 ■ Home
 ■ Away
 N Neutral

New Mexico St.

Through Games Of March 6, 2019

Average RPI Win:	278	WON-LOST	WINNING	LAST 10	STRENGTH OF	OPP. STRENGTH	TEAM	ADJ.	CONF.	ADJ CONF.
Average RPI Loss:	138	RECORD	PCT. RANK	GAMES	SCHEDULE	OF SCHEDULE	RPI	RPI	RPI	RPI
DIV. I ONLY	20- 6	41	1- 0	324	333	143	143	30	30	
DIV. I NON-CONF.	6- 5	143	1- 0	177	305	152	152	30	30	
TOTALS	RPI 1-25	RPI 26-50	W-L RECORDS	RPI 51-100	RPI 101-150	RPI 150+				
20- 6	0- 0	0- 2	OVERALL	0- 0	0- 3	20- 1				
9- 2	0- 0	0- 1	HOME	0- 0	0- 1	9- 0				
10- 3	0- 0	0- 1	AWAY	0- 0	0- 1	10- 1				
1- 1	0- 0	0- 0	NEUTRAL	0- 0	0- 1	1- 0				
6- 5	0- 0	0- 2	NON-CONFERENCE	0- 0	0- 3	6- 0				
1- 2	0- 0	0- 1	HOME	0- 0	0- 1	1- 0				
4- 2	0- 0	0- 1	AWAY	0- 0	0- 1	4- 0				
1- 1	0- 0	0- 0	NEUTRAL	0- 0	0- 1	1- 0				
14- 1	0- 0	0- 0	CONFERENCE	0- 0	0- 0	14- 1				
8- 0	0- 0	0- 0	HOME	0- 0	0- 0	8- 0				
6- 1	0- 0	0- 0	AWAY	0- 0	0- 0	6- 1				
0- 0	0- 0	0- 0	NEUTRAL	0- 0	0- 0	0- 0				

RPI 1-25			RPI 26-50			RPI 51-100			RPI 101+			Team's RPI: 143
RPI	S	Opponent	Score	RPI	S	Opponent	Score	RPI	S	Opponent	Score	
				50	A	New Mexico	58 83					
				50	H	New Mexico	50 75					
LAST 12 Division I GAMES:												
				351	N	Alcorn	82 64	336	H	Grand Canyon	81 52	
				350	H	Chicago St.	77 54	265	H	CSU Bakersfield	61 48	
				235	H	UMKC	68 61	350	A	Chicago St.	87 66	
				224	A	UTRGV	70 67	235	A	UMKC	90 86	
				345	A	Seattle U	83 72	224	H	UTRGV	71 63	
				279	A	Utah Valley	72 63	279	H	Utah Valley	58 52	
								296	A	UC Santa Barbara	81 73	
								336	A	Grand Canyon	51 54	
								336	H	Grand Canyon	81 52	
								345	A	Seattle U	83 72	
								345	H	Seattle U	75 55	
								350	A	Chicago St.	87 66	
								350	H	Chicago St.	77 54	
								351	N	Alcorn	82 64	

Non-Div I Games: Tex. Permian Basin 70 38 Northern N.M. 101 51

New Mexico St.

Loss, Non-Conf, S Site, H Home A Away N Neutral

New Orleans

Through Games Of March 6, 2019

Average RPI Win:	301	WON-LOST	WINNING	LAST 10	STRENGTH OF	OPP. STRENGTH	TEAM	ADJ.	CONF.	ADJ CONF.
Average RPI Loss:	174	RECORD	PCT. RANK	GAMES	SCHEDULE	OF SCHEDULE	RPI	RPI	RPI	RPI
DIV. I ONLY	9- 15	246	0- 0	320	269	286	286	25	25	
DIV. I NON-CONF.	1- 5	311	0- 0	193	46	254	254	23	23	
TOTALS	RPI 1-25	RPI 26-50	W-L RECORDS	RPI 51-100	RPI 101-150	RPI 150+				
9- 15	0- 1	0- 2	OVERALL	0- 1	0- 2	9- 9				
5- 5	0- 0	0- 1	HOME	0- 0	0- 1	5- 3				
4- 10	0- 1	0- 1	AWAY	0- 1	0- 1	4- 6				
0- 0	0- 0	0- 0	NEUTRAL	0- 0	0- 0	0- 0				
1- 5	0- 1	0- 1	NON-CONFERENCE	0- 0	0- 1	1- 2				
0- 1	0- 0	0- 0	HOME	0- 0	0- 0	0- 1				
1- 4	0- 1	0- 1	AWAY	0- 0	0- 1	1- 1				
0- 0	0- 0	0- 0	NEUTRAL	0- 0	0- 0	0- 0				
8- 10	0- 0	0- 1	CONFERENCE	0- 1	0- 1	8- 7				
5- 4	0- 0	0- 1	HOME	0- 0	0- 1	5- 2				
3- 6	0- 0	0- 0	AWAY	0- 1	0- 0	3- 5				
0- 0	0- 0	0- 0	NEUTRAL	0- 0	0- 0	0- 0				

RPI S	Opponent	Score	RPI S	Opponent	Score	RPI S	Opponent	Score	RPI S	Opponent	Score	Team's RPI: 286
18	A Miami (FL)	38 78	30	A Rice	56 67	66	A SFA	38 97	123	A Pittsburgh	38 90	
			48	H Lamar University	57 79				140	H Abilene Christian	52 59	
									162	A Nicholls St.	58 66	
									162	H Nicholls St.	62 76	
									174	A Sam Houston St.	62 86	
									201	A Xavier	45 61	
									232	A Memphis	66 59	
									255	A A&M-Corpus Christi	51 57	
									255	H A&M-Corpus Christi	56 54	
									280	H Central Ark.	60 62	
									302	H La.-Monroe	44 57	
									310	A Incarnate Word	69 81	
									310	H Incarnate Word	58 55	
									318	A McNeese	64 60	
									318	H McNeese	88 76	
									319	A Northwestern St.	67 62	
									319	H Northwestern St.	84 73	
									321	A Southeastern La.	61 58	
									321	H Southeastern La.	46 45	
									334	A Houston Baptist	74 83	
LAST 12 Division I GAMES:												
321	H	Southeastern La.	46	45	162	H	Nicholls St.	62	76			
162	A	Nicholls St.	58	66	319	H	Northwestern St.	84	73			
174	A	Sam Houston St.	62	86	310	H	Incarnate Word	58	55			
318	A	McNeese	64	60	319	A	Northwestern St.	67	62			
321	A	Southeastern La.	61	58	310	A	Incarnate Word	69	81			
255	H	A&M-Corpus Christi	56	54	280	H	Central Ark.	60	62			

Non-Div I Games: Dillard 68 59 Centenary (LA) 104 42 Trinity Baptist 93 38

New Orleans

Loss, Non-Conf, S Site, H Home A Away N Neutral

Niagara

Through Games Of March 6, 2019

Average RPI Win:	298	WON-LOST	WINNING	LAST 10	STRENGTH OF	OPP. STRENGTH	TEAM	ADJ.	CONF.	ADJ CONF.
Average RPI Loss:	153	RECORD	PCT. RANK	GAMES	SCHEDULE	OF SCHEDULE	RPI	RPI	RPI	RPI
DIV. I ONLY	12- 18	230	1- 0	261	245	264	264	26	26	
DIV. I NON-CONF.	4- 8	241	1- 0	181	139	248	248	27	27	
TOTALS	RPI 1-25	RPI 26-50	W-L RECORDS	RPI 51-100	RPI 101-150	RPI 150+				
12- 18	0- 2	0- 3	OVERALL	0- 1	0- 3	12- 9				
8- 6	0- 0	0- 1	HOME	0- 0	0- 1	8- 4				
3- 11	0- 2	0- 2	AWAY	0- 1	0- 1	3- 5				
1- 1	0- 0	0- 0	NEUTRAL	0- 0	0- 1	1- 0				
4- 8	0- 2	0- 1	NON-CONFERENCE	0- 1	0- 1	4- 3				
3- 2	0- 0	0- 0	HOME	0- 0	0- 0	3- 2				
0- 5	0- 2	0- 1	AWAY	0- 1	0- 0	0- 1				
1- 1	0- 0	0- 0	NEUTRAL	0- 0	0- 1	1- 0				
8- 10	0- 0	0- 2	CONFERENCE	0- 0	0- 2	8- 6				
5- 4	0- 0	0- 1	HOME	0- 0	0- 1	5- 2				
3- 6	0- 0	0- 1	AWAY	0- 0	0- 1	3- 4				
0- 0	0- 0	0- 0	NEUTRAL	0- 0	0- 0	0- 0				

RPI 1-25				RPI 26-50				RPI 51-100				RPI 101+ Team's RPI: 264			
RPI	S	Opponent	Score	RPI	S	Opponent	Score	RPI	S	Opponent	Score	RPI	S	Opponent	Score
10	A	Syracuse	45 94	36	A	Buffalo	61 88	71	A	West Virginia	32 84	122	N	Yale	64 67
11	A	Iowa St.	35 95	43	A	Quinnipiac	42 62					124	A	Marist	69 82
				43	H	Quinnipiac	55 96					124	H	Marist	58 87
												172	H	Rider	64 79
												221	H	Howard	61 68
												226	A	Monmouth	54 76
												226	H	Monmouth	81 88
												228	A	Saint Joseph's	54 68
												249	H	Colgate	74 69
												254	H	Binghamton	79 72
												261	H	St. Bonaventure	48 76
												267	A	Siena	61 67
												274	A	Manhattan	58 54
												274	H	Manhattan	61 51
												282	A	Canisius	51 52
												282	H	Canisius	74 52
												295	A	Fairfield	54 55
												295	H	Fairfield	71 68
												303	N	Morgan St.	67 57
												312	H	Coppin St.	71 69
												325	A	Iona	58 46
												325	H	Iona	72 53
												344	A	Saint Peter's	75 66
												344	H	Saint Peter's	81 57
LAST 12 Division I GAMES:															
				303	N	Morgan St.	67 57					267	A	Siena	61 67
				122	N	Yale	64 67					282	H	Canisius	74 52
				124	A	Marist	69 82					295	A	Fairfield	54 55
				282	A	Canisius	51 52					43	A	Quinnipiac	42 62
				172	H	Rider	64 79					325	H	Iona	72 53
				226	H	Monmouth	81 88					344	H	Saint Peter's	81 57

Non-Div I Games:

Niagara

Loss, Non-Conf, S Site, H Home A Away N Neutral

Average RPI Win:	290	WON-LOST	WINNING	LAST 10	STRENGTH OF	OPP. STRENGTH	TEAM	ADJ.	CONF.	ADJ CONF.
Average RPI Loss:	115	RECORD	PCT. RANK	GAMES	SCHEDULE	OF SCHEDULE	RPI	RPI	RPI	RPI
DIV. I ONLY	17- 10	99	0- 1	319	249	162	162	25	25	
DIV. I NON-CONF.	4- 6	212	0- 1	198	94	163	163	23	23	
TOTALS	RPI 1-25	RPI 26-50	W-L RECORDS	RPI 51-100	RPI 101-150	RPI 150+				
17- 10	0- 1	0- 2	OVERALL	0- 2	0- 2	17- 3				
8- 1	0- 0	0- 0	HOME	0- 0	0- 0	8- 1				
8- 8	0- 1	0- 2	AWAY	0- 2	0- 1	8- 2				
1- 1	0- 0	0- 0	NEUTRAL	0- 0	0- 1	1- 0				
4- 6	0- 1	0- 1	NON-CONFERENCE	0- 1	0- 1	4- 2				
1- 0	0- 0	0- 0	HOME	0- 0	0- 0	1- 0				
2- 5	0- 1	0- 1	AWAY	0- 1	0- 0	2- 2				
1- 1	0- 0	0- 0	NEUTRAL	0- 0	0- 1	1- 0				
13- 4	0- 0	0- 1	CONFERENCE	0- 1	0- 1	13- 1				
7- 1	0- 0	0- 0	HOME	0- 0	0- 0	7- 1				
6- 3	0- 0	0- 1	AWAY	0- 1	0- 1	6- 0				
0- 0	0- 0	0- 0	NEUTRAL	0- 0	0- 0	0- 0				

RPI 1-25				RPI 26-50				RPI 51-100				RPI 101+ Team's RPI: 162			
RPI	S	Opponent	Score	RPI	S	Opponent	Score	RPI	S	Opponent	Score	RPI	S	Opponent	Score
2	A	Baylor	39 100	46	A	Auburn	59 80	66	A	SFA	62 70	139	N	Delaware	56 71
				48	A	Lamar University	65 78	69	A	LSU	44 76	140	A	Abilene Christian	66 76
												161	A	Texas St.	67 72
												165	A	Tulane	46 71
												174	H	Sam Houston St.	84 81
												207	N	Texas Southern	58 57
												255	H	A&M-Corpus Christi	85 55
												275	A	UTEP	58 56
												280	A	Central Ark.	64 60
												280	H	Central Ark.	68 52
												286	A	New Orleans	76 62
												286	H	New Orleans	66 58
												302	A	La.-Monroe	55 54
												310	H	Incarinate Word	86 62
												318	A	McNeese	78 55
												318	H	McNeese	68 69
												319	A	Northwestern St.	89 67
												319	H	Northwestern St.	97 86
												321	A	Southeastern La.	73 66
												326	H	Mississippi Val.	72 47
												334	A	Houston Baptist	58 55
												334	H	Houston Baptist	77 54
LAST 12 Division I GAMES:															
139	N	Delaware	56 71	174	H	Sam Houston St.	84 81	334	A	Houston Baptist	58 55	140	A	Abilene Christian	66 76
161	A	Texas St.	67 72	286	A	New Orleans	76 62	321	A	Southeastern La.	73 66	280	H	Central Ark.	68 52
319	A	Northwestern St.	89 67	318	A	McNeese	78 55	48	A	Lamar University	65 78				

Non-Div I Games: Southern-N.O. 86 49 William Carey 86 45

Nicholls St.

■ Loss,
 ■ Non-Conf, S Site,
 ■ Home
 ■ Away
 N Neutral

Average RPI Win:	302	WON-LOST	WINNING	LAST 10	STRENGTH OF	OPP. STRENGTH	TEAM	ADJ.	CONF.	ADJ CONF.
Average RPI Loss:	204	RECORD	PCT. RANK	GAMES	SCHEDULE	OF SCHEDULE	RPI	RPI	RPI	RPI
DIV. I ONLY	12- 14	200	1- 0	347	315	289	289	32	32	
DIV. I NON-CONF.	3- 8	267	1- 0	279	169	297	297	32	32	
TOTALS	RPI 1-25	RPI 26-50	W-L RECORDS	RPI 51-100	RPI 101-150	RPI 150+				
12- 14	0- 0	0- 0	OVERALL	0- 1	0- 3	12- 10				
6- 5	0- 0	0- 0	HOME	0- 0	0- 0	6- 5				
5- 9	0- 0	0- 0	AWAY	0- 1	0- 3	5- 5				
1- 0	0- 0	0- 0	NEUTRAL	0- 0	0- 0	1- 0				
3- 8	0- 0	0- 0	NON-CONFERENCE	0- 1	0- 3	3- 4				
2- 2	0- 0	0- 0	HOME	0- 0	0- 0	2- 2				
0- 6	0- 0	0- 0	AWAY	0- 1	0- 3	0- 2				
1- 0	0- 0	0- 0	NEUTRAL	0- 0	0- 0	1- 0				
9- 6	0- 0	0- 0	CONFERENCE	0- 0	0- 0	9- 6				
4- 3	0- 0	0- 0	HOME	0- 0	0- 0	4- 3				
5- 3	0- 0	0- 0	AWAY	0- 0	0- 0	5- 3				
0- 0	0- 0	0- 0	NEUTRAL	0- 0	0- 0	0- 0				

RPI 1-25			RPI 26-50			RPI 51-100			RPI 101+			Team's RPI: 289
RPI	S	Opponent	Score	RPI	S	Opponent	Score	RPI	S	Opponent	Score	
						95 A Old Dominion	53 69			109 A High Point	51 83	
										130 A Lehigh	41 62	
										146 A Wake Forest	61 63	
										153 H William & Mary	44 55	
										193 N Liberty	66 53	
										195 H N.C. A&T	44 49	
										208 H UMES	43 59	
										209 H Campbell	49 57	
										221 A Howard	70 74	
										222 A Bethune-Cookman	58 65	
										222 H Bethune-Cookman	57 50	
										234 A Ole Miss	42 60	
										250 H Navy	65 58	
										283 A La Salle	52 62	
										291 A South Carolina St.	57 50	
										303 A Morgan St.	64 49	
										312 A Coppin St.	68 63	
										312 H Coppin St.	51 54	
										337 A Delaware St.	56 59	
										337 H Delaware St.	63 50	
										339 H Longwood	74 42	
										341 H N.C. Central	62 48	
										346 A Florida A&M	69 45	
										346 H Florida A&M	60 58	
										348 A Savannah St.	78 42	
LAST 12 Division I GAMES:												
						193 N Liberty	66 53			346 A Florida A&M	69 45	
						337 A Delaware St.	56 59			222 A Bethune-Cookman	58 65	
						312 H Coppin St.	51 54			221 A Howard	70 74	
						303 A Morgan St.	64 49			208 H UMES	43 59	
						195 H N.C. A&T	44 49			291 A South Carolina St.	57 50	
						341 H N.C. Central	62 48			348 A Savannah St.	78 42	

Non-Div I Games: Cheyney 93 40 Saint Augustine's 71 38

Norfolk St.

Average RPI Win:	276	WON-LOST	WINNING	LAST 10	STRENGTH OF	OPP. STRENGTH	TEAM	ADJ.	CONF.	ADJ CONF.
Average RPI Loss:	172	RECORD	PCT. RANK	GAMES	SCHEDULE	OF SCHEDULE	RPI	RPI	RPI	RPI
DIV. I ONLY	15- 7	78	0- 0	346	254	182	182	24	24	
DIV. I NON-CONF.	5- 1	37	0- 0	351	215	190	190	26	26	
TOTALS	RPI 1-25	RPI 26-50	W-L RECORDS	RPI 51-100	RPI 101-150	RPI 150+				
15- 7	0- 0	0- 0	OVERALL	0- 2	0- 0	15- 5				
7- 2	0- 0	0- 0	HOME	0- 1	0- 0	7- 1				
6- 5	0- 0	0- 0	AWAY	0- 1	0- 0	6- 4				
2- 0	0- 0	0- 0	NEUTRAL	0- 0	0- 0	2- 0				
5- 1	0- 0	0- 0	NON-CONFERENCE	0- 0	0- 0	5- 1				
1- 0	0- 0	0- 0	HOME	0- 0	0- 0	1- 0				
2- 1	0- 0	0- 0	AWAY	0- 0	0- 0	2- 1				
2- 0	0- 0	0- 0	NEUTRAL	0- 0	0- 0	2- 0				
10- 6	0- 0	0- 0	CONFERENCE	0- 2	0- 0	10- 4				
6- 2	0- 0	0- 0	HOME	0- 1	0- 0	6- 1				
4- 4	0- 0	0- 0	AWAY	0- 1	0- 0	4- 3				
0- 0	0- 0	0- 0	NEUTRAL	0- 0	0- 0	0- 0				

RPI S	Opponent	Score	RPI S	Opponent	Score	RPI S	Opponent	Score	RPI S	Opponent	Score	Team's RPI: 182
						58	A FGCU	51 76	190	A Stetson	59 69	
						58	H FGCU	52 68	190	H Stetson	71 55	
									193	A Liberty	48 61	
									193	H Liberty	57 61	
									200	A Vanderbilt	74 71	
									201	A Xavier	81 94	
									225	A Jacksonville	62 59	
									225	H Jacksonville	68 59	
									239	N Southeast Mo. St.	80 67	
									252	A North Florida	70 64	
									252	H North Florida	77 62	
									263	H Alabama St.	68 42	
									309	A Kennesaw St.	72 74	
									309	H Kennesaw St.	80 55	
									326	A Mississippi Val.	86 72	
									327	A Lipscomb	81 60	
									327	H Lipscomb	71 50	
									329	A NJIT	77 54	
									329	H NJIT	72 60	
									342	N Western Caro.	89 66	
LAST 12 Division I GAMES:												
193	A	Liberty	48	61	252	H	North Florida	77	62			
327	H	Lipscomb	71	50	58	A	FGCU	51	76			
225	H	Jacksonville	68	59	327	A	Lipscomb	81	60			
190	A	Stetson	59	69	329	A	NJIT	77	54			
309	A	Kennesaw St.	72	74	309	H	Kennesaw St.	80	55			
193	H	Liberty	57	61	190	H	Stetson	71	55			

Non-Div I Games: Stillman 99 43 Martin Methodist 79 48 Lane 98 57 Blue Mountain (MS) 70 42 North Ala.

North Carolina

Through Games Of March 6, 2019

Average RPI Win:	104	WON-LOST	WINNING	LAST 10	STRENGTH OF	OPP. STRENGTH	TEAM	ADJ.	CONF.	ADJ CONF.
Average RPI Loss:	55	RECORD	PCT. RANK	GAMES	SCHEDULE	OF SCHEDULE	RPI	RPI	RPI	RPI
DIV. I ONLY	17- 13	137	0- 1	9	14	38	38	1	1	
DIV. I NON-CONF.	9- 5	104	0- 0	36	64	48	48	1	1	
TOTALS	RPI 1-25	RPI 26-50	W-L RECORDS	RPI 51-100	RPI 101-150	RPI 150+				
17- 13	2- 6	2- 1	OVERALL	6- 4	4- 1	3- 1				
10- 4	1- 2	0- 0	HOME	4- 2	3- 0	2- 0				
4- 7	1- 3	0- 0	AWAY	2- 2	0- 1	1- 1				
3- 2	0- 1	2- 1	NEUTRAL	0- 0	1- 0	0- 0				
9- 5	0- 1	2- 1	NON-CONFERENCE	2- 2	2- 0	3- 1				
5- 1	0- 0	0- 0	HOME	2- 1	1- 0	2- 0				
1- 2	0- 0	0- 0	AWAY	0- 1	0- 0	1- 1				
3- 2	0- 1	2- 1	NEUTRAL	0- 0	1- 0	0- 0				
8- 8	2- 5	0- 0	CONFERENCE	4- 2	2- 1	0- 0				
5- 3	1- 2	0- 0	HOME	2- 1	2- 0	0- 0				
3- 5	1- 3	0- 0	AWAY	2- 1	0- 1	0- 0				
0- 0	0- 0	0- 0	NEUTRAL	0- 0	0- 0	0- 0				

RPI 1-25				RPI 26-50				Team's RPI: 38	RPI 51-100				RPI 101+			
RPI	S	Opponent	Score	RPI	S	Opponent	Score		RPI	S	Opponent	Score	RPI	S	Opponent	Score
1	H	Notre Dame	78 73	30	N	Rice	71 50		54	H	Georgia Tech	91 90	119	H	UNCW	82 55
3	A	Louisville	66 73	33	N	UCLA	83 49		55	A	Clemson	70 64	123	A	Pittsburgh	78 91
7	A	NC State	64 51	46	N	Auburn	81 86		60	A	Virginia Tech	81 69	127	N	South Fla.	71 69
7	H	NC State	69 74						62	H	Maine	73 85	128	H	Boston College	93 78
10	A	Syracuse	77 90						73	A	Duke	44 62	146	H	Wake Forest	84 61
18	A	Miami (FL)	68 76						73	H	Duke	69 85	171	A	Colorado	74 86
20	N	Kentucky	75 85						84	A	Ohio St.	69 76	216	A	Elon	100 69
23	H	Florida St.	63 64						86	H	Kent St.	73 60	221	H	Howard	85 63
									90	H	Virginia	70 53	307	H	UNC Greensboro	83 62
									94	H	VCU	59 47				
LAST 12 Division I GAMES:																
73	A	Duke	44 62	73	H	Duke	69 85									
7	H	NC State	69 74	7	A	NC State	64 51									
128	H	Boston College	93 78	54	H	Georgia Tech	91 90									
90	H	Virginia	70 53	1	H	Notre Dame	78 73									
123	A	Pittsburgh	78 91	60	A	Virginia Tech	81 69									
55	A	Clemson	70 64	18	A	Miami (FL)	68 76									

Non-Div I Games:

North Carolina

Loss, Non-Conf, S Site, H Home A Away N Neutral

North Dakota

Through Games Of March 6, 2019

Average RPI Win:	283	WON-LOST	WINNING	LAST 10	STRENGTH OF	OPP. STRENGTH	TEAM	ADJ.	CONF.	ADJ CONF.
Average RPI Loss:	136	RECORD	PCT. RANK	GAMES	SCHEDULE	OF SCHEDULE	RPI	RPI	RPI	RPI
DIV. I ONLY	10- 18	251	0- 1	242	170	241	241	19	19	
DIV. I NON-CONF.	4- 8	241	0- 0	229	97	201	201	19	19	
TOTALS	RPI 1-25	RPI 26-50	W-L RECORDS	RPI 51-100	RPI 101-150	RPI 150+				
10- 18	0- 2	0- 4	OVERALL	0- 1	0- 1	10- 10				
3- 6	0- 0	0- 2	HOME	0- 0	0- 0	3- 4				
5- 12	0- 2	0- 2	AWAY	0- 1	0- 1	5- 6				
2- 0	0- 0	0- 0	NEUTRAL	0- 0	0- 0	2- 0				
4- 8	0- 2	0- 0	NON-CONFERENCE	0- 1	0- 1	4- 4				
0- 1	0- 0	0- 0	HOME	0- 0	0- 0	0- 1				
2- 7	0- 2	0- 0	AWAY	0- 1	0- 1	2- 3				
2- 0	0- 0	0- 0	NEUTRAL	0- 0	0- 0	2- 0				
6- 10	0- 0	0- 4	CONFERENCE	0- 0	0- 0	6- 6				
3- 5	0- 0	0- 2	HOME	0- 0	0- 0	3- 3				
3- 5	0- 0	0- 2	AWAY	0- 0	0- 0	3- 3				
0- 0	0- 0	0- 0	NEUTRAL	0- 0	0- 0	0- 0				

RPI 1-25			RPI 26-50			RPI 51-100			RPI 101+ Team's RPI: 241		
RPI	S	Opponent	Score	RPI	S	Opponent	Score	RPI	S	Opponent	Score
10	A	Syracuse	49 85	29	A	South Dakota St.	58 81	89	A	UNI	60 64
11	A	Iowa St.	35 87	29	H	South Dakota St.	48 66	142	A	Penn St.	68 75
				37	A	South Dakota	54 87	156	A	Denver	66 87
				37	H	South Dakota	50 80	156	H	Denver	91 92
								160	A	Illinois St.	55 67
								169	A	Oral Roberts	75 67
								169	H	Oral Roberts	58 80
								190	A	Stetson	63 74
								191	H	Milwaukee	46 64
								203	A	Massachusetts	59 52
								229	A	Western Ill.	90 111
								229	H	Western Ill.	80 92
								253	N	San Francisco	100 97
								258	A	Rhode Island	63 77
								266	N	Western Mich.	62 50
								311	A	Valparaiso	62 56
								316	A	Omaha	69 68
								316	H	Omaha	68 57
								324	A	North Dakota St.	57 69
								324	H	North Dakota St.	70 58
								335	A	Purdue Fort Wayne	74 58
								335	H	Purdue Fort Wayne	79 60
LAST 12 Division I GAMES:											
37	A	South Dakota	54 87	316	A	Omaha	69 68				
335	A	Purdue Fort Wayne	74 58	229	A	Western Ill.	90 111				
156	H	Denver	91 92	37	H	South Dakota	50 80				
169	H	Oral Roberts	58 80	324	A	North Dakota St.	57 69				
29	A	South Dakota St.	58 81	29	H	South Dakota St.	48 66				
324	H	North Dakota St.	70 58	229	H	Western Ill.	80 92				

Non-Div I Games: Mayville St. 84 50

North Dakota

Loss, Non-Conf, S Site, H Home A Away N Neutral

North Dakota State				Through Games Of March 9, 2019						
Average RPI Win:	291	WON-LOST	WINNING	LAST 10	STRENGTH OF	OPP. STRENGTH	TEAM	ADJ.	CONF.	ADJ CONF.
Average RPI Loss:	165	RECORD	PCT. RANK	GAMES	SCHEDULE	OF SCHEDULE	RPI	RPI	RPI	RPI
DIV. I ONLY	6- 21	307	0- 1	287	202	324	324	19	19	
DIV. I NON-CONF.	2- 9	297	0- 0	306	185	333	333	19	19	
TOTALS	RPI 1-25	RPI 26-50	W-L RECORDS	RPI 51-100	RPI 101-150	RPI 150+				
6- 21	0- 0	0- 4	OVERALL	0- 2	0- 1	6- 14				
5- 7	0- 0	0- 2	HOME	0- 1	0- 0	5- 4				
1- 12	0- 0	0- 2	AWAY	0- 1	0- 1	1- 8				
0- 2	0- 0	0- 0	NEUTRAL	0- 0	0- 0	0- 2				
2- 9	0- 0	0- 0	NON-CONFERENCE	0- 2	0- 1	2- 6				
1- 3	0- 0	0- 0	HOME	0- 1	0- 0	1- 2				
1- 4	0- 0	0- 0	AWAY	0- 1	0- 1	1- 2				
0- 2	0- 0	0- 0	NEUTRAL	0- 0	0- 0	0- 2				
4- 12	0- 0	0- 4	CONFERENCE	0- 0	0- 0	4- 8				
4- 4	0- 0	0- 2	HOME	0- 0	0- 0	4- 2				
0- 8	0- 0	0- 2	AWAY	0- 0	0- 0	0- 6				
0- 0	0- 0	0- 0	NEUTRAL	0- 0	0- 0	0- 0				

RPI 1-25				RPI 26-50				RPI 51-100				RPI 101+				Team's RPI: 324	
RPI	S	Opponent	Score	RPI	S	Opponent	Score	RPI	S	Opponent	Score	RPI	S	Opponent	Score		
				29	A	South Dakota St.	33 86	93	A	Pacific	68 75	125	A	Northern Ill.	63 81		
				29	H	South Dakota St.	48 88	100	H	Creighton	51 86	156	A	Denver	54 81		
				37	A	South Dakota	57 76					156	H	Denver	67 87		
				37	H	South Dakota	41 67					169	A	Oral Roberts	72 101		
												169	H	Oral Roberts	54 65		
												179	N	North Texas	78 92		
												187	A	Wisconsin	53 64		
												190	A	Stetson	59 60		
												191	H	Milwaukee	55 57		
												229	A	Western Ill.	70 82		
												229	H	Western Ill.	68 60		
												235	H	UMKC	59 69		
												241	A	North Dakota	58 70		
												241	H	North Dakota	69 57		
												253	N	San Francisco	42 75		
												311	A	Valparaiso	51 48		
												315	H	New Hampshire	56 51		
												316	A	Omaha	61 78		
												316	H	Omaha	55 48		
												335	A	Purdue Fort Wayne	46 66		
												335	H	Purdue Fort Wayne	70 54		
LAST 12 Division I GAMES:																	
				335	A	Purdue Fort Wayne	46 66	241	A	North Dakota	58 70						
				37	A	South Dakota	57 76	229	A	Western Ill.	70 82						
				316	H	Omaha	55 48	169	A	Oral Roberts	72 101						
				29	H	South Dakota St.	48 88	29	A	South Dakota St.	33 86						
				169	H	Oral Roberts	54 65	241	H	North Dakota	69 57						
				156	H	Denver	67 87	156	A	Denver	54 81						

Non-Div I Games:	Mayville St.	49	43
------------------	--------------	----	----

North Dakota St.

■ Loss, ■ Non-Conf, S Site, H Home A Away N Neutral

North Florida

Through Games Of March 6, 2019

Average RPI Win: 288	WON-LOST	WINNING	LAST 10	STRENGTH OF	OPP. STRENGTH	TEAM	ADJ.	CONF.	ADJ CONF.
Average RPI Loss: 171	RECORD	PCT. RANK	GAMES	SCHEDULE	OF SCHEDULE	RPI	RPI	RPI	RPI
DIV. I ONLY	12- 13	190	1- 0	317	270	252	252	24	24
DIV. I NON-CONF.	3- 6	241	0- 0	318	250	322	322	26	26
TOTALS	RPI 1-25	RPI 26-50	W-L RECORDS	RPI 51-100	RPI 101-150	RPI 150+			
12- 13	0- 1	0- 1	OVERALL	0- 2	0- 0	12- 9			
8- 4	0- 0	0- 0	HOME	0- 1	0- 0	8- 3			
4- 9	0- 1	0- 1	AWAY	0- 1	0- 0	4- 6			
0- 0	0- 0	0- 0	NEUTRAL	0- 0	0- 0	0- 0			
3- 6	0- 1	0- 1	NON-CONFERENCE	0- 0	0- 0	3- 4			
3- 1	0- 0	0- 0	HOME	0- 0	0- 0	3- 1			
0- 5	0- 1	0- 1	AWAY	0- 0	0- 0	0- 3			
0- 0	0- 0	0- 0	NEUTRAL	0- 0	0- 0	0- 0			
9- 7	0- 0	0- 0	CONFERENCE	0- 2	0- 0	9- 5			
5- 3	0- 0	0- 0	HOME	0- 1	0- 0	5- 2			
4- 4	0- 0	0- 0	AWAY	0- 1	0- 0	4- 3			
0- 0	0- 0	0- 0	NEUTRAL	0- 0	0- 0	0- 0			

RPI 1-25				RPI 26-50				RPI 51-100				RPI 101+				Team's RPI: 252	
RPI	S	Opponent	Score	RPI	S	Opponent	Score	RPI	S	Opponent	Score	RPI	S	Opponent	Score		
23	A	Florida St.	53 74	49	A	Indiana	52 75	58	A	FGCU	48 80	182	A	North Ala.	62 77		
								58	H	FGCU	66 105	182	H	North Ala.	64 70		
												190	A	Stetson	75 62		
												190	H	Stetson	71 57		
												193	A	Liberty	53 69		
												193	H	Liberty	66 54		
												222	A	Bethune-Cookman	60 76		
												225	A	Jacksonville	63 75		
												225	H	Jacksonville	72 80		
												234	A	Ole Miss	69 82		
												270	A	Colorado St.	59 61		
												290	H	Charleston So.	82 76		
												300	H	Alabama A&M	62 63		
												309	A	Kennesaw St.	71 60		
												309	H	Kennesaw St.	74 66		
												314	H	FIU	62 53		
												327	A	Lipscomb	68 53		
												327	H	Lipscomb	72 66		
												329	A	NJIT	78 59		
												329	H	NJIT	54 46		
												346	H	Florida A&M	64 53		
LAST 12 Division I GAMES:																	
329	H	NJIT	54 46	182	A	North Ala.	62 77										
190	A	Stetson	75 62	327	H	Lipscomb	72 66										
193	H	Liberty	66 54	309	A	Kennesaw St.	71 60										
225	A	Jacksonville	63 75	58	A	FGCU	48 80										
329	A	NJIT	78 59	225	H	Jacksonville	72 80										
309	H	Kennesaw St.	74 66	193	A	Liberty	53 69										

Non-Div I Games: Warner 67 36 Trinity Baptist 99 40

North Florida

Loss, Non-Conf, S Site, H Home A Away N Neutral

North Texas

Through Games Of March 6, 2019

Average RPI Win:	224	WON-LOST	WINNING	LAST 10	STRENGTH OF	OPP. STRENGTH	TEAM	ADJ.	CONF.	ADJ CONF.
Average RPI Loss:	112	RECORD	PCT. RANK	GAMES	SCHEDULE	OF SCHEDULE	RPI	RPI	RPI	RPI
DIV. I ONLY	11- 13	205	0- 1	121	136	179	179	14	14	
DIV. I NON-CONF.	4- 5	190	0- 0	178	148	219	219	17	17	
TOTALS	RPI 1-25	RPI 26-50	W-L RECORDS	RPI 51-100	RPI 101-150	RPI 150+				
11- 13	0- 0	0- 4	OVERALL	1- 3	2- 2	8- 4				
7- 6	0- 0	0- 2	HOME	1- 1	1- 1	5- 2				
3- 6	0- 0	0- 2	AWAY	0- 1	1- 1	2- 2				
1- 1	0- 0	0- 0	NEUTRAL	0- 1	0- 0	1- 0				
4- 5	0- 0	0- 2	NON-CONFERENCE	1- 1	0- 0	3- 2				
3- 2	0- 0	0- 1	HOME	1- 0	0- 0	2- 1				
0- 2	0- 0	0- 1	AWAY	0- 0	0- 0	0- 1				
1- 1	0- 0	0- 0	NEUTRAL	0- 1	0- 0	1- 0				
7- 8	0- 0	0- 2	CONFERENCE	0- 2	2- 2	5- 2				
4- 4	0- 0	0- 1	HOME	0- 1	1- 1	3- 1				
3- 4	0- 0	0- 1	AWAY	0- 1	1- 1	2- 1				
0- 0	0- 0	0- 0	NEUTRAL	0- 0	0- 0	0- 0				

RPI S	Opponent	Score	RPI S	Opponent	Score	RPI S	Opponent	Score	RPI S	Opponent	Score	Team's RPI: 179
26	H Texas	54 64	64	N Wyoming	49 53	103	A UAB	60 70				
30	A Rice	52 64	65	H Missouri St.	83 76	114	A Western Ky.	76 67				
30	H Rice	47 59	67	A Middle Tenn.	46 61	114	H Western Ky.	66 71				
35	A Kansas St.	42 60	95	H Old Dominion	71 72	116	H Charlotte	68 63				
						168	A Louisiana Tech	65 54				
						177	H Utah St.	41 57				
						186	A Southern Miss.	62 48				
						199	A Marshall	55 67				
						214	A SMU	66 73				
						265	H CSU Bakersfield	71 59				
						275	H UTEP	70 51				
						305	H Fla. Atlantic	82 62				
						306	H UTSA	54 57				
						314	H FIU	75 50				
						324	N North Dakota St.	92 78				
						334	H Houston Baptist	100 75				
LAST 12 Division I GAMES:												
114	H Western Ky.	66 71	116	H Charlotte	68 63							
30	H Rice	47 59	95	H Old Dominion	71 72							
314	H FIU	75 50	67	A Middle Tenn.	46 61							
305	H Fla. Atlantic	82 62	103	A UAB	60 70							
114	A Western Ky.	76 67	30	A Rice	52 64							
199	A Marshall	55 67	306	H UTSA	54 57							

Non-Div I Games: Mid-Amer. Christian82 35 Xavier (LA) 59 46 Okla. Panhandle 93 52

North Texas

Loss, Non-Conf, S Site, H Home A Away N Neutral

Northeastern

Through Games Of March 6, 2019

Average RPI Win:	189	WON-LOST	WINNING	LAST 10	STRENGTH OF	OPP. STRENGTH	TEAM	ADJ.	CONF.	ADJ CONF.
Average RPI Loss:	117	RECORD	PCT. RANK	GAMES	SCHEDULE	OF SCHEDULE	RPI	RPI	RPI	RPI
DIV. I ONLY	17- 10	99	1- 0	122	144	108	108	10	10	
DIV. I NON-CONF.	10- 1	17	0- 0	161	233	29	29	10	10	
TOTALS	RPI 1-25	RPI 26-50	W-L RECORDS	RPI 51-100	RPI 101-150	RPI 150+				
17- 10	0- 0	0- 2	OVERALL	1- 2	6- 4	10- 2				
12- 3	0- 0	0- 1	HOME	1- 1	4- 0	7- 1				
5- 7	0- 0	0- 1	AWAY	0- 1	2- 4	3- 1				
0- 0	0- 0	0- 0	NEUTRAL	0- 0	0- 0	0- 0				
10- 1	0- 0	0- 0	NON-CONFERENCE	1- 0	3- 1	6- 0				
6- 0	0- 0	0- 0	HOME	1- 0	1- 0	4- 0				
4- 1	0- 0	0- 0	AWAY	0- 0	2- 1	2- 0				
0- 0	0- 0	0- 0	NEUTRAL	0- 0	0- 0	0- 0				
7- 9	0- 0	0- 2	CONFERENCE	0- 2	3- 3	4- 2				
6- 3	0- 0	0- 1	HOME	0- 1	3- 0	3- 1				
1- 6	0- 0	0- 1	AWAY	0- 1	0- 3	1- 1				
0- 0	0- 0	0- 0	NEUTRAL	0- 0	0- 0	0- 0				

RPI S	Opponent	Score	RPI S	Opponent	Score	RPI S	Opponent	Score	RPI S	Opponent	Score	Team's RPI: 108
32	A James Madison	49 84	32	H James Madison	51 58	62	H Maine	63 55	102	H Fordham	58 54	
						79	A Drexel	45 76	111	A Towson	83 88	
						79	H Drexel	59 61	111	H Towson	77 68	
									117	A Dayton	84 79	
									119	A UNCW	70 83	
									119	H UNCW	83 54	
									121	A Providence	65 59	
									124	A Marist	84 90	
									139	A Delaware	63 77	
									139	H Delaware	75 62	
									153	H William & Mary	88 74	
									170	H Boston U.	81 51	
									203	H Massachusetts	53 52	
									210	A Florida	79 66	
									216	H Elon	79 71	
									227	A Hofstra	61 78	
									227	H Hofstra	62 63	
									293	A Col. of Charleston	87 56	
									293	H Col. of Charleston	81 69	
									294	H Air Force	54 41	
									295	A Fairfield	59 50	
									315	H New Hampshire	69 54	
LAST 12 Division I GAMES:												
293	H Col. of Charleston	81 69	32	H James Madison	51 58							
119	H UNCW	83 54	119	A UNCW	70 83							
227	H Hofstra	62 63	293	A Col. of Charleston	87 56							
79	A Drexel	45 76	227	A Hofstra	61 78							
139	A Delaware	63 77	139	H Delaware	75 62							
111	H Towson	77 68	79	H Drexel	59 61							

Non-Div I Games:

Northeastern

■ Loss,
 ■ Non-Conf,
 ■ S Site,
 ■ H Home
 ■ A Away
 N Neutral

Northern Ariz.

Through Games Of March 6, 2019

Average RPI Win:	219	WON-LOST	WINNING	LAST 10	STRENGTH OF	OPP. STRENGTH	TEAM	ADJ.	CONF.	ADJ CONF.
Average RPI Loss:	155	RECORD	PCT. RANK	GAMES	SCHEDULE	OF SCHEDULE	RPI	RPI	RPI	RPI
DIV. I ONLY	11- 17	235	0- 1	255	139	243	243	16	16	
DIV. I NON-CONF.	4- 5	190	0- 1	253	99	204	204	13	13	
TOTALS	RPI 1-25	RPI 26-50	W-L RECORDS	RPI 51-100	RPI 101-150	RPI 150+				
11- 17	0- 0	0- 1	OVERALL	1- 3	3- 5	7- 8				
6- 6	0- 0	0- 1	HOME	0- 1	2- 2	4- 2				
5- 10	0- 0	0- 0	AWAY	1- 2	1- 3	3- 5				
0- 1	0- 0	0- 0	NEUTRAL	0- 0	0- 0	0- 1				
4- 5	0- 0	0- 1	NON-CONFERENCE	1- 1	1- 0	2- 3				
2- 1	0- 0	0- 1	HOME	0- 0	1- 0	1- 0				
2- 3	0- 0	0- 0	AWAY	1- 1	0- 0	1- 2				
0- 1	0- 0	0- 0	NEUTRAL	0- 0	0- 0	0- 1				
7- 12	0- 0	0- 0	CONFERENCE	0- 2	2- 5	5- 5				
4- 5	0- 0	0- 0	HOME	0- 1	1- 2	3- 2				
3- 7	0- 0	0- 0	AWAY	0- 1	1- 3	2- 3				
0- 0	0- 0	0- 0	NEUTRAL	0- 0	0- 0	0- 0				

RPI S	Opponent	Score	RPI S	Opponent	Score	RPI S	Opponent	Score	RPI S	Opponent	Score	Team's RPI: 243
			50 H	New Mexico	55 84	68 A	Idaho	72 90	107 A	Northern Colo.	53 63	
						68 H	Idaho	69 86	110 H	Fresno St.	86 73	
						91 A	Arizona	47 71	111 A	Idaho St.	81 77	
						99 A	Loyola Marymount	63 62	111 H	Idaho St.	69 80	
									133 A	Portland St.	55 72	
									133 H	Portland St.	59 74	
									141 A	Montana St.	70 80	
									141 H	Montana St.	76 72	
									164 A	Washington	59 81	
									180 A	Eastern Wash.	76 81	
									180 H	Eastern Wash.	62 64	
									188 A	Montana	62 78	
									188 H	Montana	82 65	
									214 N	SMU	48 55	
									231 H	California Baptist	91 88	
									256 A	Sacramento St.	61 65	
									256 H	Sacramento St.	71 69	
									270 A	Colorado St.	54 65	
									284 A	Southern Utah	78 69	
									284 H	Southern Utah	76 82	
									322 A	Weber St.	75 64	
									322 H	Weber St.	74 64	
									345 A	Seattle U	65 58	
LAST 12 Division I GAMES:												
			214 N	SMU	48 55		133 H	Portland St.	59 74			
			188 H	Montana	82 65		322 A	Weber St.	75 64			
			141 H	Montana St.	76 72		111 A	Idaho St.	81 77			
			180 A	Eastern Wash.	76 81		180 H	Eastern Wash.	62 64			
			68 A	Idaho	72 90		68 H	Idaho	69 86			
			256 H	Sacramento St.	71 69		284 A	Southern Utah	78 69			

Non-Div I Games:

Northern Ariz.

■ Loss,
 ■ Non-Conf,
 S Site,
 ■ Home
 ■ Away
 N Neutral

Average RPI Win:	190	WON-LOST	WINNING	LAST 10	STRENGTH OF	OPP. STRENGTH	TEAM	ADJ.	CONF.	ADJ CONF.
Average RPI Loss:	168	RECORD	PCT. RANK	GAMES	SCHEDULE	OF SCHEDULE	RPI	RPI	RPI	RPI
DIV. I ONLY	19- 8	67	1- 0	231	124	107	107	16	16	
DIV. I NON-CONF.	5- 4	139	0- 0	289	37	156	156	13	13	
TOTALS	RPI 1-25	RPI 26-50	W-L RECORDS	RPI 51-100	RPI 101-150	RPI 150+				
19- 8	0- 0	0- 1	OVERALL	2- 1	4- 2	13- 4				
9- 3	0- 0	0- 0	HOME	1- 0	2- 1	6- 2				
10- 5	0- 0	0- 1	AWAY	1- 1	2- 1	7- 2				
0- 0	0- 0	0- 0	NEUTRAL	0- 0	0- 0	0- 0				
5- 4	0- 0	0- 1	NON-CONFERENCE	0- 1	0- 0	5- 2				
3- 0	0- 0	0- 0	HOME	0- 0	0- 0	3- 0				
2- 4	0- 0	0- 1	AWAY	0- 1	0- 0	2- 2				
0- 0	0- 0	0- 0	NEUTRAL	0- 0	0- 0	0- 0				
14- 4	0- 0	0- 0	CONFERENCE	2- 0	4- 2	8- 2				
6- 3	0- 0	0- 0	HOME	1- 0	2- 1	3- 2				
8- 1	0- 0	0- 0	AWAY	1- 0	2- 1	5- 0				
0- 0	0- 0	0- 0	NEUTRAL	0- 0	0- 0	0- 0				

RPI S	Opponent	Score	RPI S	Opponent	Score	RPI S	Opponent	Score	RPI S	Opponent	Score	Team's RPI: 107
34	A BYU	50 70	68	A Idaho	86 72	111	A Idaho St.	61 59	111	H Idaho St.	60 56	
			68	H Idaho	77 72	133	A Portland St.	66 85	133	H Portland St.	79 63	
			69	A LSU	57 62	141	A Montana St.	84 73	141	H Montana St.	66 79	
						156	H Denver	74 66	167	H Chattanooga	68 65	
						171	A Colorado	69 77	180	A Eastern Wash.	67 62	
						180	H Eastern Wash.	72 76	188	A Montana	73 62	
						188	H Montana	79 61	214	H SMU	58 57	
						243	H Northern Ariz.	63 53	253	A San Francisco	68 63	
						256	A Sacramento St.	71 61	256	H Sacramento St.	82 69	
						270	A Colorado St.	53 47	284	A Southern Utah	71 44	
						294	A Air Force	57 69	322	A Weber St.	75 61	
						322	H Weber St.	54 55				
LAST 12 Division I GAMES:												
322	A Weber St.	75 61	133	A Portland St.	66 85	141	A Montana St.	84 73	243	H Northern Ariz.	63 53	
111	A Idaho St.	61 59	284	A Southern Utah	71 44	111	H Idaho St.	60 56	322	H Weber St.	54 55	
188	H Montana	79 61	111	H Idaho St.	60 56							
68	H Idaho	77 72										
180	H Eastern Wash.	72 76										
256	A Sacramento St.	71 61										

Non-Div I Games:

Northern Colo.

■ Loss,
 ■ Non-Conf, S Site,
 ■ Home
 ■ Away
 N Neutral

Northern Ill.

Through Games Of March 6, 2019

Average RPI Win:	210	WON-LOST	WINNING	LAST 10	STRENGTH OF	OPP. STRENGTH	TEAM	ADJ.	CONF.	ADJ CONF.
Average RPI Loss:	79	RECORD	PCT. RANK	GAMES	SCHEDULE	OF SCHEDULE	RPI	RPI	RPI	RPI
DIV. I ONLY	17- 12	125	1- 0	142	94	125	125	8	8	
DIV. I NON-CONF.	8- 4	91	1- 0	287	161	145	145	9	9	
TOTALS	RPI 1-25	RPI 26-50	W-L RECORDS	RPI 51-100	RPI 101-150	RPI 150+				
17- 12	0- 1	0- 5	OVERALL	3- 3	1- 0	13- 3				
12- 3	0- 0	0- 2	HOME	3- 0	1- 0	8- 1				
3- 9	0- 1	0- 3	AWAY	0- 3	0- 0	3- 2				
2- 0	0- 0	0- 0	NEUTRAL	0- 0	0- 0	2- 0				
8- 4	0- 1	0- 1	NON-CONFERENCE	1- 0	1- 0	6- 2				
6- 0	0- 0	0- 0	HOME	1- 0	1- 0	4- 0				
0- 4	0- 1	0- 1	AWAY	0- 0	0- 0	0- 2				
2- 0	0- 0	0- 0	NEUTRAL	0- 0	0- 0	2- 0				
9- 8	0- 0	0- 4	CONFERENCE	2- 3	0- 0	7- 1				
6- 3	0- 0	0- 2	HOME	2- 0	0- 0	4- 1				
3- 5	0- 0	0- 2	AWAY	0- 3	0- 0	3- 0				
0- 0	0- 0	0- 0	NEUTRAL	0- 0	0- 0	0- 0				

RPI 1-25				RPI 26-50				RPI 51-100				RPI 101+				Team's RPI: 125	
RPI	S	Opponent	Score	RPI	S	Opponent	Score	RPI	S	Opponent	Score	RPI	S	Opponent	Score		
11	A	Iowa St.	60 70	27	A	Central Mich.	52 76	52	A	Miami (OH)	45 70	122	H	Yale	89 80		
				27	H	Central Mich.	66 89	52	H	Miami (OH)	82 71	152	H	Akron	70 59		
				31	H	Ohio	53 69	82	A	Toledo	53 64	159	A	Southern Ill.	73 82		
				36	A	Buffalo	64 93	82	H	Toledo	54 52	188	A	Montana	70 86		
				49	A	Indiana	73 91	86	A	Kent St.	78 87	202	A	Ball St.	93 83		
								89	H	UNI	70 59	202	H	Ball St.	64 67		
												219	A	Eastern Mich.	68 65		
												219	H	Eastern Mich.	70 60		
												220	A	Bowling Green	66 52		
												220	H	Bowling Green	88 47		
												229	N	Western Ill.	86 61		
												245	N	Nevada	98 69		
												266	H	Western Mich.	77 64		
												287	H	Brown	109 102		
												292	H	Eastern Ill.	78 59		
												324	H	North Dakota St.	81 63		
												350	H	Chicago St.	114 52		
LAST 12 Division I GAMES:																	
				245	N	Nevada	98 69	27	A	Central Mich.	52 76						
				89	H	UNI	70 59	82	H	Toledo	54 52						
				11	A	Iowa St.	60 70	52	A	Miami (OH)	45 70						
				202	H	Ball St.	64 67	202	A	Ball St.	93 83						
				82	A	Toledo	53 64	220	H	Bowling Green	88 47						
				219	H	Eastern Mich.	70 60	219	A	Eastern Mich.	68 65						

Non-Div I Games:

Northern Ill.

■ Loss,
■ Non-Conf, S Site,
■ Home
■ Away
N Neutral

Average RPI Win:	268	WON-LOST	WINNING	LAST 10	STRENGTH OF	OPP. STRENGTH	TEAM	ADJ.	CONF.	ADJ CONF.
Average RPI Loss:	132	RECORD	PCT. RANK	GAMES	SCHEDULE	OF SCHEDULE	RPI	RPI	RPI	RPI
DIV. I ONLY	10- 18	251	0- 1	169	221	240	240	20	20	
DIV. I NON-CONF.	0- 9	336	0- 0	54	147	290	290	18	18	
TOTALS	RPI 1-25	RPI 26-50	W-L RECORDS	RPI 51-100	RPI 101-150	RPI 150+				
10- 18	0- 1	0- 0	OVERALL	0- 6	2- 5	8- 6				
7- 4	0- 0	0- 0	HOME	0- 3	2- 0	5- 1				
3- 11	0- 1	0- 0	AWAY	0- 3	0- 4	3- 3				
0- 3	0- 0	0- 0	NEUTRAL	0- 0	0- 1	0- 2				
0- 9	0- 1	0- 0	NON-CONFERENCE	0- 2	0- 2	0- 4				
0- 2	0- 0	0- 0	HOME	0- 1	0- 0	0- 1				
0- 4	0- 1	0- 0	AWAY	0- 1	0- 1	0- 1				
0- 3	0- 0	0- 0	NEUTRAL	0- 0	0- 1	0- 2				
10- 9	0- 0	0- 0	CONFERENCE	0- 4	2- 3	8- 2				
7- 2	0- 0	0- 0	HOME	0- 2	2- 0	5- 0				
3- 7	0- 0	0- 0	AWAY	0- 2	0- 3	3- 2				
0- 0	0- 0	0- 0	NEUTRAL	0- 0	0- 0	0- 0				

RPI	S	Opponent	Score	RPI	S	Opponent	Score	RPI	S	Opponent	Score	RPI	S	Opponent	Score	Team's RPI: 240
3	A	Louisville	59 92					57	H	Belmont	53 71	105	N	Pepperdine	46 51	
								74	A	Green Bay	42 70	115	A	Youngstown St.	66 77	
								74	H	Green Bay	61 81	115	H	Youngstown St.	65 62	
								77	A	Wright St.	56 78	121	A	Providence	43 48	
								77	H	Wright St.	55 61	132	A	IUPUI	44 60	
								86	A	Kent St.	61 62	132	A	IUPUI	48 70	
												132	H	IUPUI	60 57	
												152	N	Akron	60 77	
												160	H	Illinois St.	53 58	
												191	A	Milwaukee	38 59	
												191	H	Milwaukee	55 54	
												257	A	Austin Peay	48 52	
												281	A	Cleveland St.	47 76	
												281	H	Cleveland St.	74 55	
												283	N	La Salle	56 74	
												308	A	Oakland	74 63	
												308	H	Oakland	72 50	
												333	A	Detroit Mercy	81 63	
												333	H	Detroit Mercy	68 56	
												338	A	UIC	67 49	
												338	H	UIC	78 44	
LAST 12 Division I GAMES:																
132	A	IUPUI	44 60	191	A	Milwaukee	38 59									
333	A	Detroit Mercy	81 63	74	A	Green Bay	42 70									
308	A	Oakland	74 63	338	H	UIC	78 44									
281	H	Cleveland St.	74 55	132	H	IUPUI	60 57									
115	H	Youngstown St.	65 62	308	H	Oakland	72 50									
77	A	Wright St.	56 78	333	H	Detroit Mercy	68 56									

Non-Div I Games: Alderson Broadus 73 32

Northern Ky.

■ Loss,
 ■ Non-Conf,
 ■ S Site,
 ■ Home
 ■ A Away
 N Neutral

Northwestern

Through Games Of March 6, 2019

Average RPI Win:	155	WON-LOST	WINNING	LAST 10	STRENGTH OF	OPP. STRENGTH	TEAM	ADJ.	CONF.	ADJ CONF.
Average RPI Loss:	66	RECORD	PCT. RANK	GAMES	SCHEDULE	OF SCHEDULE	RPI	RPI	RPI	RPI
DIV. I ONLY	16- 13	148	0- 1	87	43	106	106	4	4	
DIV. I NON-CONF.	7- 4	108	0- 1	224	47	154	154	6	6	
TOTALS	RPI 1-25	RPI 26-50	W-L RECORDS	RPI 51-100	RPI 101-150	RPI 150+				
16- 13	0- 5	3- 1	OVERALL	4- 5	2- 1	7- 1				
10- 5	0- 1	2- 0	HOME	2- 3	2- 1	4- 0				
5- 7	0- 4	1- 1	AWAY	2- 2	0- 0	2- 0				
1- 1	0- 0	0- 0	NEUTRAL	0- 0	0- 0	1- 1				
7- 4	0- 2	0- 0	NON-CONFERENCE	2- 0	1- 1	4- 1				
4- 2	0- 1	0- 0	HOME	1- 0	1- 1	2- 0				
2- 1	0- 1	0- 0	AWAY	1- 0	0- 0	1- 0				
1- 1	0- 0	0- 0	NEUTRAL	0- 0	0- 0	1- 1				
9- 9	0- 3	3- 1	CONFERENCE	2- 5	1- 0	3- 0				
6- 3	0- 0	2- 0	HOME	1- 3	1- 0	2- 0				
3- 6	0- 3	1- 1	AWAY	1- 2	0- 0	1- 0				
0- 0	0- 0	0- 0	NEUTRAL	0- 0	0- 0	0- 0				

RPI 1-25				RPI 26-50				RPI 51-100				RPI 101+ Team's RPI: 106			
RPI	S	Opponent	Score	RPI	S	Opponent	Score	RPI	S	Opponent	Score	RPI	S	Opponent	Score
9	A	Iowa	50 74	40	H	Michigan St.	70 62	73	H	Duke	84 58	120	H	UT Martin	90 64
12	H	Marquette	57 76	45	A	Michigan	78 79	74	A	Green Bay	57 55	123	H	Pittsburgh	49 52
14	A	Maryland	57 72	49	A	Indiana	75 69	83	A	Nebraska	58 54	142	H	Penn St.	78 63
24	A	DePaul	60 76	49	H	Indiana	69 49	83	H	Nebraska	64 71	158	N	Kansas	57 66
25	A	Rutgers	41 45					84	H	Ohio St.	76 59	187	H	Wisconsin	72 46
								87	A	Purdue	58 61	210	A	Florida	83 74
								87	H	Purdue	54 57	217	A	Illinois	64 56
								97	A	Minnesota	64 73	217	H	Illinois	68 45
								97	H	Minnesota	54 61	251	N	Wichita St.	65 43
												338	H	UIC	87 44
												350	H	Chicago St.	97 35
LAST 12 Division I GAMES:															
158	N	Kansas	57 66	97	A	Minnesota	64 73								
9	A	Iowa	50 74	14	A	Maryland	57 72								
49	H	Indiana	69 49	84	H	Ohio St.	76 59								
83	H	Nebraska	64 71	97	H	Minnesota	54 61								
87	A	Purdue	58 61	217	A	Illinois	64 56								
142	H	Penn St.	78 63	83	A	Nebraska	58 54								

Non-Div I Games:

Northwestern

 Loss,
 Non-Conf,
 S Site,
 H Home
 A Away
N Neutral

Average RPI Win:	327	WON-LOST	WINNING	LAST 10	STRENGTH OF	OPP. STRENGTH	TEAM	ADJ.	CONF.	ADJ CONF.
Average RPI Loss:	175	RECORD	PCT. RANK	GAMES	SCHEDULE	OF SCHEDULE	RPI	RPI	RPI	RPI
DIV. I ONLY	6- 18	298	0- 0	298	285	319	319	25	25	
DIV. I NON-CONF.	1- 6	318	0- 0	302	116	339	339	23	23	
TOTALS	RPI 1-25	RPI 26-50	W-L RECORDS	RPI 51-100	RPI 101-150	RPI 150+				
6- 18	0- 0	0- 2	OVERALL	0- 3	0- 2	6- 11				
4- 6	0- 0	0- 1	HOME	0- 1	0- 1	4- 3				
2- 12	0- 0	0- 1	AWAY	0- 2	0- 1	2- 8				
0- 0	0- 0	0- 0	NEUTRAL	0- 0	0- 0	0- 0				
1- 6	0- 0	0- 1	NON-CONFERENCE	0- 1	0- 1	1- 3				
1- 1	0- 0	0- 0	HOME	0- 0	0- 0	1- 1				
0- 5	0- 0	0- 1	AWAY	0- 1	0- 1	0- 2				
0- 0	0- 0	0- 0	NEUTRAL	0- 0	0- 0	0- 0				
5- 12	0- 0	0- 1	CONFERENCE	0- 2	0- 1	5- 8				
3- 5	0- 0	0- 1	HOME	0- 1	0- 1	3- 2				
2- 7	0- 0	0- 0	AWAY	0- 1	0- 0	2- 6				
0- 0	0- 0	0- 0	NEUTRAL	0- 0	0- 0	0- 0				

RPI S	Opponent	Score	RPI S	Opponent	Score	RPI S	Opponent	Score	RPI S	Opponent	Score	Team's RPI: 319
26	A Texas	66 104	66	A SFA	56 84	140	H Abilene Christian	63 72				
48	H Lamar University	70 94	66	H SFA	67 87	145	A Oklahoma	56 93				
			96	A Arkansas	53 98	151	A Alabama	73 87				
						162	A Nicholls St.	86 97				
						162	H Nicholls St.	67 89				
						174	A Sam Houston St.	55 66				
						186	A Southern Miss.	54 69				
						255	A A&M-Corpus Christi	55 79				
						280	A Central Ark.	52 74				
						286	A New Orleans	73 84				
						286	H New Orleans	62 67				
						302	H La.-Monroe	55 63				
						310	A Incarnate Word	91 100				
						318	A McNeese	89 73				
						318	H McNeese	82 63				
						321	A Southeastern La.	60 56				
						321	H Southeastern La.	58 47				
						334	H Houston Baptist	63 46				
						351	H Alcorn	78 65				
LAST 12 Division I GAMES:												
162	H Nicholls St.	67 89	318	A McNeese	89 73							
321	A Southeastern La.	60 56	286	A New Orleans	73 84							
310	A Incarnate Word	91 100	280	A Central Ark.	52 74							
334	H Houston Baptist	63 46	286	H New Orleans	62 67							
66	H SFA	67 87	321	H Southeastern La.	58 47							
48	H Lamar University	70 94	174	A Sam Houston St.	55 66							

Non-Div I Games: Loyola (LA) 71 66 Central Baptist 82 56 LeTourneau 100 40 Centenary (LA) 94 51 Northwestern St.

Notre Dame

Through Games Of March 6, 2019

Average RPI Win:	68	WON-LOST	WINNING	LAST 10	STRENGTH OF	OPP. STRENGTH	TEAM	ADJ.	CONF.	ADJ CONF.
Average RPI Loss:	21	RECORD	PCT. RANK	GAMES	SCHEDULE	OF SCHEDULE	RPI	RPI	RPI	RPI
DIV. I ONLY	27- 3	5	1- 0	1	1	1	1	1	1	1
DIV. I NON-CONF.	13- 1	9	1- 0	1	7	1	1	1	1	1
TOTALS	RPI 1-25	RPI 26-50	W-L RECORDS	RPI 51-100	RPI 101-150	RPI 150+				
27- 3	10- 2	0- 1	OVERALL	10- 0	6- 0	1- 0				
14- 1	3- 1	0- 0	HOME	5- 0	5- 0	1- 0				
10- 2	4- 1	0- 1	AWAY	5- 0	1- 0	0- 0				
3- 0	3- 0	0- 0	NEUTRAL	0- 0	0- 0	0- 0				
13- 1	6- 1	0- 0	NON-CONFERENCE	4- 0	2- 0	1- 0				
6- 1	1- 1	0- 0	HOME	2- 0	2- 0	1- 0				
4- 0	2- 0	0- 0	AWAY	2- 0	0- 0	0- 0				
3- 0	3- 0	0- 0	NEUTRAL	0- 0	0- 0	0- 0				
14- 2	4- 1	0- 1	CONFERENCE	6- 0	4- 0	0- 0				
8- 0	2- 0	0- 0	HOME	3- 0	3- 0	0- 0				
6- 2	2- 1	0- 1	AWAY	3- 0	1- 0	0- 0				
0- 0	0- 0	0- 0	NEUTRAL	0- 0	0- 0	0- 0				

RPI S	Opponent	Score	RPI S	Opponent	Score	RPI S	Opponent	Score	RPI S	Opponent	Score
3	H Louisville	82 68	38	A North Carolina	73 78	54	A Georgia Tech	76 55	114	H Western Ky.	94 53
6	H UConn	71 89				54	H Georgia Tech	90 50	123	H Pittsburgh	100 44
7	A NC State	95 72				55	A Clemson	101 63	128	A Boston College	97 47
9	H Iowa	105 71				60	A Virginia Tech	80 51	128	H Boston College	92 63
10	A Syracuse	98 68				61	H Penn	75 55	130	H Lehigh	95 68
12	A Marquette	87 63				63	A Tennessee	77 62	146	H Wake Forest	78 48
13	N Gonzaga	81 65				73	H Duke	89 61	254	H Binghamton	103 53
18	A Miami (FL)	65 72				82	A Toledo	72 56			
19	N Oregon St.	91 81				85	H Harvard	103 58			
22	N Drake	82 64				90	H Virginia	103 66			
23	H Florida St.	97 70									
24	A DePaul	101 77									
LAST 12 Division I GAMES:											
19	N Oregon St.	91 81	128	A Boston College	97 47						
22	N Drake	82 64	23	H Florida St.	97 70						
90	H Virginia	103 66	18	A Miami (FL)	65 72						
10	A Syracuse	98 68	54	H Georgia Tech	90 50						
73	H Duke	89 61	55	A Clemson	101 63						
7	A NC State	95 72	38	A North Carolina	73 78						

Non-Div I Games:

Notre Dame

Loss, Non-Conf, S Site, H Home A Away N Neutral

Average RPI Win: 322	WON-LOST	WINNING	LAST 10	STRENGTH OF	OPP. STRENGTH	TEAM	ADJ.	CONF.	ADJ CONF.
Average RPI Loss: 140	RECORD	PCT. RANK	GAMES	SCHEDULE	OF SCHEDULE	RPI	RPI	RPI	RPI
DIV. I ONLY	4- 24	338	0- 1	135	219	308	308	20	20
DIV. I NON-CONF.	1- 8	322	0- 0	27	117	241	241	18	18
TOTALS	RPI 1-25	RPI 26-50	W-L RECORDS	RPI 51-100	RPI 101-150	RPI 150+			
4- 24	0- 0	0- 4	OVERALL	0- 6	0- 4	4- 10			
3- 10	0- 0	0- 3	HOME	0- 2	0- 2	3- 3			
1- 13	0- 0	0- 1	AWAY	0- 4	0- 2	1- 6			
0- 1	0- 0	0- 0	NEUTRAL	0- 0	0- 0	0- 1			
1- 8	0- 0	0- 4	NON-CONFERENCE	0- 1	0- 0	1- 3			
1- 3	0- 0	0- 3	HOME	0- 0	0- 0	1- 0			
0- 4	0- 0	0- 1	AWAY	0- 1	0- 0	0- 2			
0- 1	0- 0	0- 0	NEUTRAL	0- 0	0- 0	0- 1			
3- 16	0- 0	0- 0	CONFERENCE	0- 5	0- 4	3- 7			
2- 7	0- 0	0- 0	HOME	0- 2	0- 2	2- 3			
1- 9	0- 0	0- 0	AWAY	0- 3	0- 2	1- 4			
0- 0	0- 0	0- 0	NEUTRAL	0- 0	0- 0	0- 0			

RPI 1-25				RPI 26-50				RPI 51-100				RPI 101+				Team's RPI: 308	
RPI	S	Opponent	Score	RPI	S	Opponent	Score	RPI	S	Opponent	Score	RPI	S	Opponent	Score		
				27	A	Central Mich.	61 104	74	A	Green Bay	32 72	115	A	Youngstown St.	61 76		
				40	H	Michigan St.	58 102	74	H	Green Bay	53 77	115	H	Youngstown St.	55 69		
				45	H	Michigan	59 85	77	A	Wright St.	58 69	132	A	IUPUI	53 82		
				49	H	Indiana	32 59	77	A	Wright St.	60 83	132	H	IUPUI	70 76		
								77	H	Wright St.	64 73	152	N	Akron	65 85		
								86	A	Kent St.	65 75	157	A	Bradley	64 73		
												160	A	Illinois St.	56 62		
												191	A	Milwaukee	53 83		
												191	H	Milwaukee	52 79		
												240	A	Northern Ky.	50 72		
												240	H	Northern Ky.	63 74		
												281	A	Cleveland St.	90 98		
												281	H	Cleveland St.	62 64		
												282	H	Canisius	71 60		
												333	A	Detroit Mercy	76 65		
												333	H	Detroit Mercy	74 67		
												338	A	UIC	65 69		
												338	H	UIC	74 57		
LAST 12 Division I GAMES:																	
				77	A	Wright St.	60 83	132	H	IUPUI	70 76						
				77	H	Wright St.	64 73	333	A	Detroit Mercy	76 65						
				240	H	Northern Ky.	63 74	281	A	Cleveland St.	90 98						
				191	A	Milwaukee	53 83	115	A	Youngstown St.	61 76						
				74	A	Green Bay	32 72	240	A	Northern Ky.	50 72						
				338	H	UIC	74 57	77	A	Wright St.	58 69						

Non-Div I Games: Grace Bible (MI) 94 48 Rochester College 64 46

Oakland

■ Loss,
■ Non-Conf,
■ S Site,
■ Home
■ Away
N Neutral

Average RPI Win:	167	WON-LOST	WINNING	LAST 10	STRENGTH OF	OPP. STRENGTH	TEAM	ADJ.	CONF.	ADJ CONF.
Average RPI Loss:	49	RECORD	PCT. RANK	GAMES	SCHEDULE	OF SCHEDULE	RPI	RPI	RPI	RPI
DIV. I ONLY	24- 4	12	1- 0	106	91	31	31	8	8	
DIV. I NON-CONF.	11- 0	1	0- 0	277	155	43	43	9	9	
TOTALS	RPI 1-25	RPI 26-50	W-L RECORDS	RPI 51-100	RPI 101-150	RPI 150+				
24- 4	0- 0	3- 2	OVERALL	5- 2	3- 0	13- 0				
11- 3	0- 0	0- 2	HOME	2- 1	1- 0	8- 0				
11- 1	0- 0	2- 0	AWAY	3- 1	2- 0	4- 0				
2- 0	0- 0	1- 0	NEUTRAL	0- 0	0- 0	1- 0				
11- 0	0- 0	1- 0	NON-CONFERENCE	2- 0	2- 0	6- 0				
6- 0	0- 0	0- 0	HOME	1- 0	1- 0	4- 0				
3- 0	0- 0	0- 0	AWAY	1- 0	1- 0	1- 0				
2- 0	0- 0	1- 0	NEUTRAL	0- 0	0- 0	1- 0				
13- 4	0- 0	2- 2	CONFERENCE	3- 2	1- 0	7- 0				
5- 3	0- 0	0- 2	HOME	1- 1	0- 0	4- 0				
8- 1	0- 0	2- 0	AWAY	2- 1	1- 0	3- 0				
0- 0	0- 0	0- 0	NEUTRAL	0- 0	0- 0	0- 0				

RPI S	Opponent	Score	RPI S	Opponent	Score	RPI S	Opponent	Score	RPI S	Opponent	Score
27	A Central Mich.	78 75	27	H Central Mich.	70 88	52	A Miami (OH)	70 66	119	H UNCW	95 72
36	A Buffalo	74 71	36	H Buffalo	43 73	80	A American	77 67	125	A Northern Ill.	69 53
48	N Lamar University	87 62	48	N Lamar University	87 62	82	A Toledo	50 76	132	A IUPUI	73 66
						86	A Kent St.	69 67	152	A Akron	81 71
						86	H Kent St.	83 81	152	H Akron	92 70
						87	H Purdue	80 73	202	A Ball St.	90 75
									202	H Ball St.	94 62
									219	H Eastern Mich.	85 44
									220	A Bowling Green	82 79
									254	H Binghamton	86 49
									261	N St. Bonaventure	70 53
									266	H Western Mich.	70 56
									273	A Richmond	109 58
									281	H Cleveland St.	72 54
									312	H Coppin St.	87 62
									332	H Eastern Ky.	100 60
LAST 12 Division I GAMES:											
52	A Miami (OH)	70 66	27	A Central Mich.	78 75						
152	A Akron	81 71	152	H Akron	92 70						
36	H Buffalo	43 73	202	H Ball St.	94 62						
86	A Kent St.	69 67	52	H Miami (OH)	61 67						
266	H Western Mich.	70 56	220	A Bowling Green	82 79						
82	A Toledo	50 76	125	A Northern Ill.	69 53						

Non-Div I Games:

Ohio

■ Loss,
 ■ Non-Conf,
 ■ S Site,
 ■ H Home
 ■ A Away
 N Neutral

Average RPI Win:	186	WON-LOST	WINNING	LAST 10	STRENGTH OF	OPP. STRENGTH	TEAM	ADJ.	CONF.	ADJ CONF.
Average RPI Loss:	48	RECORD	PCT. RANK	GAMES	SCHEDULE	OF SCHEDULE	RPI	RPI	RPI	RPI
DIV. I ONLY	14- 15	178	0- 1	59	35	131	131	3	3	
DIV. I NON-CONF.	9- 2	43	0- 0	227	197	96	96	3	3	
TOTALS	RPI 1-25	RPI 26-50	W-L RECORDS	RPI 51-100	RPI 101-150	RPI 150+				
14- 15	0- 4	0- 5	OVERALL	1- 4	3- 2	10- 0				
12- 6	0- 2	0- 2	HOME	1- 2	3- 0	8- 0				
2- 9	0- 2	0- 3	AWAY	0- 2	0- 2	2- 0				
0- 0	0- 0	0- 0	NEUTRAL	0- 0	0- 0	0- 0				
9- 2	0- 0	0- 1	NON-CONFERENCE	0- 1	1- 0	8- 0				
8- 1	0- 0	0- 0	HOME	0- 1	1- 0	7- 0				
1- 1	0- 0	0- 1	AWAY	0- 0	0- 0	1- 0				
0- 0	0- 0	0- 0	NEUTRAL	0- 0	0- 0	0- 0				
5- 13	0- 4	0- 4	CONFERENCE	1- 3	2- 2	2- 0				
4- 5	0- 2	0- 2	HOME	1- 1	2- 0	1- 0				
1- 8	0- 2	0- 2	AWAY	0- 2	0- 2	1- 0				
0- 0	0- 0	0- 0	NEUTRAL	0- 0	0- 0	0- 0				

RPI S Opponent	Score	RPI S Opponent	Score	RPI S Opponent	Score	RPI S Opponent	Score	Team's RPI: 131
2 A Baylor	44 76	26 A Texas	51 60	51 A TCU	55 69	144 A Texas Tech	78 90	
2 H Baylor	58 66	26 H Texas	55 61	51 H TCU	75 71	144 H Texas Tech	65 57	
11 A Iowa St.	67 89	33 A UCLA	59 71	63 H Tennessee	63 76	145 A Oklahoma	66 75	
11 H Iowa St.	71 84	35 A Kansas St.	48 59	71 A West Virginia	58 67	145 H Oklahoma	84 74	
		35 H Kansas St.	58 68	71 H West Virginia	54 77	147 H UC Riverside	76 51	
						158 A Kansas	72 62	
						158 H Kansas	72 52	
						161 H Texas St.	66 55	
						169 H Oral Roberts	89 69	
						181 H Arkansas St.	62 60	
						196 H Prairie View	70 50	
						218 H Grambling	86 40	
						251 A Wichita St.	60 47	
						285 H Samford	82 62	
						334 H Houston Baptist	77 44	
LAST 12 Division I GAMES:								
35 H Kansas St.	58 68	26 H Texas	55 61					
2 A Baylor	44 76	144 A Texas Tech	78 90					
145 A Oklahoma	66 75	145 H Oklahoma	84 74					
158 H Kansas	72 52	51 A TCU	55 69					
71 H West Virginia	54 77	2 H Baylor	58 66					
11 A Iowa St.	67 89	11 H Iowa St.	71 84					

Non-Div I Games:

Oklahoma St.

Average RPI Win:	211	WON-LOST	WINNING	LAST 10	STRENGTH OF	OPP. STRENGTH	TEAM	ADJ.	CONF.	ADJ CONF.
Average RPI Loss:	92	RECORD	PCT. RANK	GAMES	SCHEDULE	OF SCHEDULE	RPI	RPI	RPI	RPI
DIV. I ONLY	19- 9	80	1- 0	128	155	95	95	14	14	
DIV. I NON-CONF.	10- 3	59	1- 0	127	191	59	59	17	17	
TOTALS	RPI 1-25	RPI 26-50	W-L RECORDS	RPI 51-100	RPI 101-150	RPI 150+				
19- 9	0- 1	0- 1	OVERALL	3- 2	0- 4	16- 1				
11- 3	0- 0	0- 0	HOME	2- 1	0- 2	9- 0				
6- 5	0- 1	0- 1	AWAY	1- 0	0- 2	5- 1				
2- 1	0- 0	0- 0	NEUTRAL	0- 1	0- 0	2- 0				
10- 3	0- 1	0- 0	NON-CONFERENCE	2- 2	0- 0	8- 0				
5- 1	0- 0	0- 0	HOME	1- 1	0- 0	4- 0				
3- 1	0- 1	0- 0	AWAY	1- 0	0- 0	2- 0				
2- 1	0- 0	0- 0	NEUTRAL	0- 1	0- 0	2- 0				
9- 6	0- 0	0- 1	CONFERENCE	1- 0	0- 4	8- 1				
6- 2	0- 0	0- 0	HOME	1- 0	0- 2	5- 0				
3- 4	0- 0	0- 1	AWAY	0- 0	0- 2	3- 1				
0- 0	0- 0	0- 0	NEUTRAL	0- 0	0- 0	0- 0				

RPI 1-25				RPI 26-50				RPI 51-100 Team's RPI: 95				RPI 101+			
RPI	S	Opponent	Score	RPI	S	Opponent	Score	RPI	S	Opponent	Score	RPI	S	Opponent	Score
7	A	NC State	56 85	30	A	Rice	42 48	53	N	Saint Mary's (CA)	65 83	103	H	UAB	61 69
								67	H	Middle Tenn.	70 65	114	A	Western Ky.	60 75
								72	A	Cincinnati	76 72	116	A	Charlotte	59 69
								90	H	Virginia	67 73	116	H	Charlotte	53 60
								94	H	VCU	60 57	153	H	William & Mary	83 69
												154	N	Tennessee Tech	80 73
												165	A	Tulane	56 48
												168	A	Louisiana Tech	70 59
												179	A	North Texas	72 71
												186	A	Southern Miss.	53 50
												199	A	Marshall	48 57
												199	H	Marshall	79 53
												209	A	Campbell	83 59
												225	N	Jacksonville	78 76
												275	H	UTEP	78 59
												289	H	Norfolk St.	69 53
												305	H	Fla. Atlantic	87 53
												306	H	UTSA	72 47
												312	H	Coppin St.	81 51
												314	H	FIU	95 68
												339	H	Longwood	69 48
LAST 12 Division I GAMES:															
339	H	Longwood	69 48	103	H	UAB	61 69	53	N	Saint Mary's (CA)	65 83	30	A	Rice	42 48
199	H	Marshall	79 53	179	A	North Texas	72 71	90	H	Virginia	67 73	116	A	Charlotte	59 69
116	H	Charlotte	53 60	306	H	UTSA	72 47	94	H	VCU	60 57	153	H	William & Mary	83 69
116	A	Charlotte	59 69	275	H	UTEP	78 59					154	N	Tennessee Tech	80 73
67	H	Middle Tenn.	70 65	186	A	Southern Miss.	53 50					165	A	Tulane	56 48

Non-Div I Games:

Old Dominion

■ Loss,
■ Non-Conf, S Site,
■ Home
■ Away
N Neutral

Average RPI Win:	222	WON-LOST	WINNING	LAST 10	STRENGTH OF	OPP. STRENGTH	TEAM	ADJ.	CONF.	ADJ CONF.
Average RPI Loss:	90	RECORD	PCT. RANK	GAMES	SCHEDULE	OF SCHEDULE	RPI	RPI	RPI	RPI
DIV. I ONLY	9- 22	281	0- 1	83	78	234	234	5	5	
DIV. I NON-CONF.	6- 8	199	0- 0	158	236	251	251	5	5	
TOTALS	RPI 1-25	RPI 26-50	W-L RECORDS	RPI 51-100	RPI 101-150	RPI 150+				
9- 22	1- 5	0- 2	OVERALL	0- 7	0- 3	8- 5				
8- 10	0- 2	0- 1	HOME	0- 5	0- 1	8- 1				
1- 8	1- 2	0- 1	AWAY	0- 1	0- 1	0- 3				
0- 4	0- 1	0- 0	NEUTRAL	0- 1	0- 1	0- 1				
6- 8	0- 1	0- 0	NON-CONFERENCE	0- 3	0- 2	6- 2				
6- 4	0- 0	0- 0	HOME	0- 2	0- 1	6- 1				
0- 1	0- 0	0- 0	AWAY	0- 0	0- 0	0- 1				
0- 3	0- 1	0- 0	NEUTRAL	0- 1	0- 1	0- 0				
3- 14	1- 4	0- 2	CONFERENCE	0- 4	0- 1	2- 3				
2- 6	0- 2	0- 1	HOME	0- 3	0- 0	2- 0				
1- 7	1- 2	0- 1	AWAY	0- 1	0- 1	0- 2				
0- 1	0- 0	0- 0	NEUTRAL	0- 0	0- 0	0- 1				

RPI S	Opponent	Score	RPI S	Opponent	Score	RPI S	Opponent	Score	RPI S	Opponent	Score	Team's RPI: 234
6 N	UConn	50 90	28 A	Missouri	55 78	51 H	TCU	50 55	101 A	Georgia	56 78	
8 A	Mississippi St.	49 80	46 H	Auburn	51 64	63 H	Tennessee	56 81	118 N	St. John's (NY)	59 64	
8 H	Mississippi St.	66 80				69 H	LSU	41 55	132 H	IUPUI	58 66	
16 A	South Carolina	42 76				87 N	Purdue	59 70	151 A	Alabama	43 46	
17 H	Texas A&M	60 72				92 H	Troy	54 71	155 H	Temple	62 55	
20 A	Kentucky	55 49				96 A	Arkansas	61 73	168 A	Louisiana Tech	71 80	
						96 H	Arkansas	55 85	200 A	Vanderbilt	68 80	
									200 H	Vanderbilt	65 60	
									210 H	Florida	76 66	
									210 N	Florida	57 64	
									211 H	Jacksonville St.	49 60	
									252 H	North Florida	82 69	
									262 H	Louisiana	79 57	
									266 H	Western Mich.	69 66	
									289 H	Norfolk St.	60 42	
									348 H	Savannah St.	74 51	
LAST 12 Division I GAMES:												
210 N	Florida	57 64	200 H	Vanderbilt	65 60							
63 H	Tennessee	56 81	16 A	South Carolina	42 76							
151 A	Alabama	43 46	17 H	Texas A&M	60 72							
96 A	Arkansas	61 73	46 H	Auburn	51 64							
8 H	Mississippi St.	66 80	8 A	Mississippi St.	49 80							
101 A	Georgia	56 78	200 A	Vanderbilt	68 80							

Non-Div I Games:

Ole Miss

■ Loss,
■ Non-Conf,
■ S Site,
■ H Home
■ A Away
N Neutral

Average RPI Win:	324	WON-LOST	WINNING	LAST 10	STRENGTH OF	OPP. STRENGTH	TEAM	ADJ.	CONF.	ADJ CONF.
Average RPI Loss:	155	RECORD	PCT. RANK	GAMES	SCHEDULE	OF SCHEDULE	RPI	RPI	RPI	RPI
DIV. I ONLY	6- 21	307	1- 0	268	247	316	316	19	19	
DIV. I NON-CONF.	4- 7	228	1- 0	266	296	277	277	19	19	
TOTALS	RPI 1-25	RPI 26-50	W-L RECORDS	RPI 51-100	RPI 101-150	RPI 150+				
6- 21	0- 0	0- 5	OVERALL	0- 2	0- 2	6- 12				
4- 8	0- 0	0- 2	HOME	0- 0	0- 1	4- 5				
1- 12	0- 0	0- 3	AWAY	0- 2	0- 1	1- 6				
1- 1	0- 0	0- 0	NEUTRAL	0- 0	0- 0	1- 1				
4- 7	0- 0	0- 1	NON-CONFERENCE	0- 2	0- 2	4- 2				
2- 2	0- 0	0- 0	HOME	0- 0	0- 1	2- 1				
1- 4	0- 0	0- 1	AWAY	0- 2	0- 1	1- 0				
1- 1	0- 0	0- 0	NEUTRAL	0- 0	0- 0	1- 1				
2- 14	0- 0	0- 4	CONFERENCE	0- 0	0- 0	2- 10				
2- 6	0- 0	0- 2	HOME	0- 0	0- 0	2- 4				
0- 8	0- 0	0- 2	AWAY	0- 0	0- 0	0- 6				
0- 0	0- 0	0- 0	NEUTRAL	0- 0	0- 0	0- 0				

RPI S	Opponent	Score	RPI S	Opponent	Score	RPI S	Opponent	Score	RPI S	Opponent	Score	Team's RPI: 316
29	A South Dakota St.	47 81	29	H South Dakota St.	38 82	89	A UNI	50 79	135	H CSUN	52 64	
35	A Kansas St.	46 61	37	A South Dakota	33 78	100	A Creighton	51 66	141	A Montana St.	56 59	
37	H South Dakota	49 80							156	A Denver	76 82	
									156	H Denver	68 95	
									157	H Bradley	60 80	
									169	A Oral Roberts	64 65	
									169	H Oral Roberts	56 71	
									209	N Campbell	52 65	
									229	A Western Ill.	70 78	
									229	H Western Ill.	67 79	
									241	A North Dakota	57 68	
									241	H North Dakota	68 69	
									265	H CSU Bakersfield	53 46	
									324	A North Dakota St.	48 55	
									324	H North Dakota St.	78 61	
									333	A Detroit Mercy	51 42	
									335	A Purdue Fort Wayne	48 56	
									335	H Purdue Fort Wayne	70 61	
									340	H USC Upstate	96 69	
									346	N Florida A&M	57 50	
LAST 12 Division I GAMES:												
346	N Florida A&M	57 50	229	H Western Ill.	67 79							
156	A Denver	76 82	37	A South Dakota	33 78							
169	A Oral Roberts	64 65	241	H North Dakota	68 69							
324	A North Dakota St.	48 55	29	A South Dakota St.	47 81							
335	H Purdue Fort Wayne	70 61	335	A Purdue Fort Wayne	48 56							
29	H South Dakota St.	38 82	37	H South Dakota	49 80							

Non-Div I Games: Peru St. 91 44 Graceland (IA) 81 39

Omaha

Loss, Non-Conf, S Site, H Home A Away N Neutral

Average RPI Win: 266		WON-LOST	WINNING	LAST 10	STRENGTH OF	OPP. STRENGTH	TEAM	ADJ.	CONF.	ADJ CONF.
Average RPI Loss: 97		RECORD	PCT. RANK	GAMES	SCHEDULE	OF SCHEDULE	RPI	RPI	RPI	RPI
DIV. I ONLY		15- 12	145	1- 0	236	172	169	169	19	19
DIV. I NON-CONF.		5- 6	177	0- 0	206	92	173	173	19	19
TOTALS		RPI 1-25	RPI 26-50	W-L RECORDS	RPI 51-100	RPI 101-150	RPI 150+			
15- 12	0- 1		0- 4	OVERALL	0- 2	0- 1	15- 4			
7- 5	0- 0		0- 2	HOME	0- 1	0- 0	7- 2			
8- 7	0- 1		0- 2	AWAY	0- 1	0- 1	8- 2			
0- 0	0- 0		0- 0	NEUTRAL	0- 0	0- 0	0- 0			
5- 6	0- 1		0- 0	NON-CONFERENCE	0- 2	0- 1	5- 2			
2- 2	0- 0		0- 0	HOME	0- 1	0- 0	2- 1			
3- 4	0- 1		0- 0	AWAY	0- 1	0- 1	3- 1			
0- 0	0- 0		0- 0	NEUTRAL	0- 0	0- 0	0- 0			
10- 6	0- 0		0- 4	CONFERENCE	0- 0	0- 0	10- 2			
5- 3	0- 0		0- 2	HOME	0- 0	0- 0	5- 1			
5- 3	0- 0		0- 2	AWAY	0- 0	0- 0	5- 1			
0- 0	0- 0		0- 0	NEUTRAL	0- 0	0- 0	0- 0			

RPI 1-25				RPI 26-50				RPI 51-100				RPI 101+				Team's RPI: 169	
RPI	S	Opponent	Score	RPI	S	Opponent	Score	RPI	S	Opponent	Score	RPI	S	Opponent	Score		
9	A	Iowa	77 90	29	A	South Dakota St.	55 68	78	H	UT Arlington	62 80	131	A	Oklahoma St.	69 89		
				29	H	South Dakota St.	65 74	96	A	Arkansas	61 74	156	A	Denver	76 93		
				37	A	South Dakota	64 75					156	H	Denver	74 66		
				37	H	South Dakota	72 76					158	A	Kansas	58 70		
												161	A	Texas St.	81 64		
												166	H	Tulsa	68 76		
												174	A	Sam Houston St.	73 62		
												229	A	Western Ill.	92 85		
												229	H	Western Ill.	68 64		
												235	H	UMKC	75 64		
												241	A	North Dakota	80 58		
												241	H	North Dakota	67 75		
												284	H	Southern Utah	64 59		
												316	A	Omaha	71 56		
												316	H	Omaha	65 64		
												324	A	North Dakota St.	65 54		
												324	H	North Dakota St.	101 72		
												334	A	Houston Baptist	74 56		
												335	A	Purdue Fort Wayne	72 61		
												335	H	Purdue Fort Wayne	66 56		
LAST 12 Division I GAMES:																	
				316	H	Omaha	65 64	29	H	South Dakota St.	65 74						
				229	A	Western Ill.	92 85	335	H	Purdue Fort Wayne	66 56						
				241	A	North Dakota	80 58	324	H	North Dakota St.	101 72						
				324	A	North Dakota St.	65 54	156	A	Denver	76 93						
				37	A	South Dakota	64 75	37	H	South Dakota	72 76						
				156	H	Denver	74 66	29	A	South Dakota St.	55 68						

Non-Div I Games:	Harris-Stowe	74	46	Cent. Christian (KS94	47
------------------	--------------	----	----	-----------------------	----

Oral Roberts

■ Loss, ■ Non-Conf, S Site, H Home A Away N Neutral

Page 224

Oregon

Through Games Of March 6, 2019

Average RPI Win:	96	WON-LOST	WINNING	LAST 10	STRENGTH OF	OPP. STRENGTH	TEAM	ADJ.	CONF.	ADJ CONF.
Average RPI Loss:	31	RECORD	PCT. RANK	GAMES	SCHEDULE	OF SCHEDULE	RPI	RPI	RPI	RPI
DIV. I ONLY	26- 3	7	1- 0	15	8	5	5	2	2	
DIV. I NON-CONF.	10- 1	17	0- 0	21	39	7	7	2	2	
TOTALS	RPI 1-25	RPI 26-50	W-L RECORDS	RPI 51-100	RPI 101-150	RPI 150+				
26- 3	6- 1	6- 2	OVERALL	4- 0	3- 0	7- 0				
14- 1	4- 0	2- 1	HOME	2- 0	1- 0	5- 0				
11- 2	2- 1	4- 1	AWAY	2- 0	1- 0	2- 0				
1- 0	0- 0	0- 0	NEUTRAL	0- 0	1- 0	0- 0				
10- 1	2- 0	2- 1	NON-CONFERENCE	1- 0	1- 0	4- 0				
6- 0	2- 0	1- 0	HOME	0- 0	0- 0	3- 0				
3- 1	0- 0	1- 1	AWAY	1- 0	0- 0	1- 0				
1- 0	0- 0	0- 0	NEUTRAL	0- 0	1- 0	0- 0				
16- 2	4- 1	4- 1	CONFERENCE	3- 0	2- 0	3- 0				
8- 1	2- 0	1- 1	HOME	2- 0	1- 0	2- 0				
8- 1	2- 1	3- 0	AWAY	1- 0	1- 0	1- 0				
0- 0	0- 0	0- 0	NEUTRAL	0- 0	0- 0	0- 0				

RPI	S	Opponent	Score	RPI	S	Opponent	Score	RPI	S	Opponent	Score	RPI	S	Opponent	Score
4	A	Stanford	88 48	29	A	South Dakota St.	87 79	53	A	Saint Mary's (CA)	79 55	147	N	UC Riverside	94 44
8	H	Mississippi St.	82 74	33	A	UCLA	72 52	76	H	Utah	87 65	150	A	Washington St.	79 64
10	H	Syracuse	75 73	33	H	UCLA	69 74	91	A	Arizona	83 54	150	H	Washington St.	98 58
19	A	Oregon St.	62 67	36	H	Buffalo	102 82	91	H	Arizona	93 60	164	A	Washington	76 57
19	H	Oregon St.	77 68	39	A	California	105 82					164	H	Washington	84 71
21	A	Arizona St.	66 59	40	A	Michigan St.	82 88					171	H	Colorado	102 43
21	H	Arizona St.	77 71	41	A	Southern California	93 53					177	A	Utah St.	88 58
				41	H	Southern California	96 78					184	H	UC Irvine	115 69
												272	H	Long Beach St.	110 48
												294	H	Air Force	82 36
LAST 12 Division I GAMES:															
21	A	Arizona St.	66 59	4	A	Stanford	88 48								
91	A	Arizona	83 54	39	A	California	105 82								
41	H	Southern California	96 78	171	H	Colorado	102 43								
33	H	UCLA	69 74	76	H	Utah	87 65								
19	A	Oregon St.	62 67	164	A	Washington	76 57								
19	H	Oregon St.	77 68	150	A	Washington St.	79 64								

Non-Div I Games: Alas. Fairbanks 115 36

Oregon

■ Loss,
 ■ Non-Conf, S Site,
 ■ Home
 ■ Away
 N Neutral

Average RPI Win: 128		WON-LOST	WINNING	LAST 10	STRENGTH OF	OPP. STRENGTH	TEAM	ADJ.	CONF.	ADJ CONF.
Average RPI Loss: 12		RECORD	PCT. RANK	GAMES	SCHEDULE	OF SCHEDULE	RPI	RPI	RPI	RPI
DIV. I ONLY		24- 6	23	0- 1	58	4	19	19	2	2
DIV. I NON-CONF.		10- 2	37	0- 1	189	19	61	61	2	2
TOTALS		RPI 1-25	RPI 26-50		W-L RECORDS		RPI 51-100	RPI 101-150	RPI 150+	
24- 6		2- 6	5- 0		OVERALL		5- 0	3- 0	9- 0	
15- 1		1- 1	2- 0		HOME		4- 0	1- 0	7- 0	
6- 3		0- 3	3- 0		AWAY		1- 0	1- 0	1- 0	
3- 2		1- 2	0- 0		NEUTRAL		0- 0	1- 0	1- 0	
10- 2		1- 2	0- 0		NON-CONFERENCE		2- 0	1- 0	6- 0	
7- 0		0- 0	0- 0		HOME		2- 0	0- 0	5- 0	
0- 0		0- 0	0- 0		AWAY		0- 0	0- 0	0- 0	
3- 2		1- 2	0- 0		NEUTRAL		0- 0	1- 0	1- 0	
14- 4		1- 4	5- 0		CONFERENCE		3- 0	2- 0	3- 0	
8- 1		1- 1	2- 0		HOME		2- 0	1- 0	2- 0	
6- 3		0- 3	3- 0		AWAY		1- 0	1- 0	1- 0	
0- 0		0- 0	0- 0		NEUTRAL		0- 0	0- 0	0- 0	

RPI	S	Opponent	Score	RPI	S	Opponent	Score	RPI	S	Opponent	Score	RPI	S	Opponent	Score
1	N	Notre Dame	81 91	33	A	UCLA	83 73	53	H	Saint Mary's (CA)	89 56	114	N	Western Ky.	74 60
4	A	Stanford	44 61	33	H	UCLA	75 72	73	H	Duke	71 57	150	A	Washington St.	52 35
5	A	Oregon	68 77	39	A	California	82 74	76	H	Utah	71 63	150	H	Washington St.	76 69
5	H	Oregon	67 62	41	A	Southern California	76 52	91	A	Arizona	65 60	163	H	Santa Clara	82 31
16	N	South Carolina	70 68	41	H	Southern California	68 61	91	H	Arizona	86 64	164	A	Washington	86 39
17	N	Texas A&M	70 76									164	H	Washington	78 67
21	A	Arizona St.	54 66									171	H	Colorado	89 65
21	H	Arizona St.	76 79									180	N	Eastern Wash.	93 45
												265	H	CSU Bakersfield	92 52
												283	H	La Salle	100 46
												317	H	Cal Poly	79 54
												347	H	Ark.-Pine Bluff	89 33
LAST 12 Division I GAMES:															
1	N	Notre Dame	81 91	5	H	Oregon	67 62								
16	N	South Carolina	70 68	5	A	Oregon	68 77								
91	A	Arizona	65 60	39	A	California	82 74								
21	A	Arizona St.	54 66	4	A	Stanford	44 61								
33	H	UCLA	75 72	76	H	Utah	71 63								
41	H	Southern California	68 61	171	H	Colorado	89 65								

Non-Div I Games:

Oregon St.

Average RPI Win:	205	WON-LOST	WINNING	LAST 10	STRENGTH OF	OPP. STRENGTH	TEAM	ADJ.	CONF.	ADJ CONF.
Average RPI Loss:	56	RECORD	PCT. RANK	GAMES	SCHEDULE	OF SCHEDULE	RPI	RPI	RPI	RPI
DIV. I ONLY	17- 11	116	0- 1	97	99	93	93	7	7	
DIV. I NON-CONF.	7- 3	83	0- 0	163	212	77	77	7	7	
<hr/>										
TOTALS	RPI 1-25	RPI 26-50	W-L RECORDS	RPI 51-100	RPI 101-150	RPI 150+				
17- 11	0- 3	0- 4	OVERALL	4- 2	1- 1	12- 1				
9- 4	0- 1	0- 1	HOME	2- 1	1- 0	6- 1				
8- 6	0- 2	0- 2	AWAY	2- 1	0- 1	6- 0				
0- 1	0- 0	0- 1	NEUTRAL	0- 0	0- 0	0- 0				
7- 3	0- 1	0- 2	NON-CONFERENCE	2- 0	0- 0	5- 0				
4- 0	0- 0	0- 0	HOME	1- 0	0- 0	3- 0				
3- 2	0- 1	0- 1	AWAY	1- 0	0- 0	2- 0				
0- 1	0- 0	0- 1	NEUTRAL	0- 0	0- 0	0- 0				
10- 8	0- 2	0- 2	CONFERENCE	2- 2	1- 1	7- 1				
5- 4	0- 1	0- 1	HOME	1- 1	1- 0	3- 1				
5- 4	0- 1	0- 1	AWAY	1- 1	0- 1	4- 0				
0- 0	0- 0	0- 0	NEUTRAL	0- 0	0- 0	0- 0				

RPI 1-25				RPI 26-50				RPI 51-100 Team's RPI: 93				RPI 101+			
RPI	S	Opponent	Score	RPI	S	Opponent	Score	RPI	S	Opponent	Score	RPI	S	Opponent	Score
13	A	Gonzaga	65 88	34	A	BYU	49 75	53	A	Saint Mary's (CA)	62 75	105	A	Pepperdine	76 96
13	H	Gonzaga	51 63	34	H	BYU	74 77	53	H	Saint Mary's (CA)	76 67	105	H	Pepperdine	78 67
15	A	UCF	57 64	39	N	California	69 81	64	H	Wyoming	70 64	163	A	Santa Clara	74 70
				48	A	Lamar University	66 82	88	A	UC Davis	83 80	163	H	Santa Clara	83 88
								99	A	Loyola Marymount	81 75	176	A	Portland	76 66
								99	H	Loyola Marymount	67 72	176	H	Portland	87 77
												253	A	San Francisco	85 75
												253	H	San Francisco	74 48
												259	A	Cal St. Fullerton	72 64
												269	A	San Diego	70 53
												269	H	San Diego	79 47
												296	H	UC Santa Barbara	69 53
												299	A	San Jose St.	91 67
												324	H	North Dakota St.	75 68
												345	H	Seattle U	75 61
<hr/>															
LAST 12 Division I GAMES:															
53	A	Saint Mary's (CA)	62 75	269	A	San Diego	70 53								
99	A	Loyola Marymount	81 75	176	H	Portland	87 77								
105	A	Pepperdine	76 96	13	H	Gonzaga	51 63								
163	H	Santa Clara	83 88	105	H	Pepperdine	78 67								
253	H	San Francisco	74 48	99	H	Loyola Marymount	67 72								
34	A	BYU	49 75	253	A	San Francisco	85 75								

Non-Div I Games:

Pacific

■ Loss,
 ■ Non-Conf,
 ■ S Site,
 ■ Home
 ■ Away
 N Neutral

Average RPI Win:	208	WON-LOST	WINNING	LAST 10	STRENGTH OF	OPP. STRENGTH	TEAM	ADJ.	CONF.	ADJ CONF.
Average RPI Loss:	49	RECORD	PCT. RANK	GAMES	SCHEDULE	OF SCHEDULE	RPI	RPI	RPI	RPI
DIV. I ONLY	19- 5	34	1- 0	172	110	61	61	11	11	
DIV. I NON-CONF.	9- 3	62	0- 0	216	103	88	88	11	11	
TOTALS	RPI 1-25	RPI 26-50	W-L RECORDS	RPI 51-100	RPI 101-150	RPI 150+				
19- 5	0- 1	0- 1	OVERALL	3- 3	1- 0	15- 0				
10- 2	0- 0	0- 1	HOME	1- 1	1- 0	8- 0				
9- 2	0- 1	0- 0	AWAY	2- 1	0- 0	7- 0				
0- 1	0- 0	0- 0	NEUTRAL	0- 1	0- 0	0- 0				
9- 3	0- 1	0- 1	NON-CONFERENCE	1- 1	0- 0	8- 0				
4- 1	0- 0	0- 1	HOME	0- 0	0- 0	4- 0				
5- 1	0- 1	0- 0	AWAY	1- 0	0- 0	4- 0				
0- 1	0- 0	0- 0	NEUTRAL	0- 1	0- 0	0- 0				
10- 2	0- 0	0- 0	CONFERENCE	2- 2	1- 0	7- 0				
6- 1	0- 0	0- 0	HOME	1- 1	1- 0	4- 0				
4- 1	0- 0	0- 0	AWAY	1- 1	0- 0	3- 0				
0- 0	0- 0	0- 0	NEUTRAL	0- 0	0- 0	0- 0				

RPI 1-25				RPI 26-50				RPI 51-100				RPI 101+			
RPI	S	Opponent	Score	RPI	S	Opponent	Score	RPI	S	Opponent	Score	RPI	S	Opponent	Score
1	A	Notre Dame	55 75	43	H	Villanova	50 58	56	A	Princeton	66 60	122	H	Yale	54 48
								56	H	Princeton	53 68	155	H	Temple	71 62
								62	N	Maine	46 47	190	A	Stetson	75 53
								79	A	Drexel	55 39	198	A	Dartmouth	60 44
								85	A	Harvard	72 80	198	H	Dartmouth	56 52
								85	H	Harvard	75 70	205	A	Cornell	59 46
												205	H	Cornell	69 58
												228	H	Saint Joseph's	65 45
												247	A	Columbia	72 60
												247	H	Columbia	79 56
												250	A	Navy	65 61
												267	A	Siena	58 51
												283	H	La Salle	65 34
												287	H	Brown	83 43
												325	A	Iona	66 43
												329	H	NJIT	85 42
LAST 12 Division I GAMES:															
198	H	Dartmouth	56 52	198	A	Dartmouth	60 44								
85	H	Harvard	75 70	122	H	Yale	54 48								
56	H	Princeton	53 68	287	H	Brown	83 43								
205	H	Cornell	69 58	247	A	Columbia	72 60								
247	H	Columbia	79 56	205	A	Cornell	59 46								
85	A	Harvard	72 80	155	H	Temple	71 62								

Non-Div I Games: Haverford 81 46

Penn

Average RPI Win:	165	WON-LOST	WINNING	LAST 10	STRENGTH OF	OPP. STRENGTH	TEAM	ADJ.	CONF.	ADJ CONF.
Average RPI Loss:	67	RECORD	PCT. RANK	GAMES	SCHEDULE	OF SCHEDULE	RPI	RPI	RPI	RPI
DIV. I ONLY	12- 18	230	0- 1	32	71	142	142	4	4	
DIV. I NON-CONF.	7- 4	108	0- 0	44	127	94	94	6	6	
TOTALS	RPI 1-25	RPI 26-50	W-L RECORDS	RPI 51-100	RPI 101-150	RPI 150+				
12- 18	0- 6	0- 4	OVERALL	3- 4	2- 3	7- 1				
9- 9	0- 3	0- 2	HOME	3- 2	1- 2	5- 0				
3- 8	0- 3	0- 2	AWAY	0- 2	1- 1	2- 0				
0- 1	0- 0	0- 0	NEUTRAL	0- 0	0- 0	0- 1				
7- 4	0- 1	0- 1	NON-CONFERENCE	2- 0	2- 2	3- 0				
6- 3	0- 0	0- 1	HOME	2- 0	1- 2	3- 0				
1- 1	0- 1	0- 0	AWAY	0- 0	1- 0	0- 0				
0- 0	0- 0	0- 0	NEUTRAL	0- 0	0- 0	0- 0				
5- 14	0- 5	0- 3	CONFERENCE	1- 4	0- 1	4- 1				
3- 6	0- 3	0- 1	HOME	1- 2	0- 0	2- 0				
2- 7	0- 2	0- 2	AWAY	0- 2	0- 1	2- 0				
0- 1	0- 0	0- 0	NEUTRAL	0- 0	0- 0	0- 1				

RPI	S	Opponent	Score	RPI	S	Opponent	Score	RPI	S	Opponent	Score	RPI	S	Opponent	Score	Team's RPI: 142
9	H	Iowa	61 81	39	H	California	58 75	56	H	Princeton	79 71	102	A	Fordham	72 55	
14	A	Maryland	67 79	40	A	Michigan St.	48 57	80	H	American	80 59	106	A	Northwestern	63 78	
14	H	Maryland	61 77	45	H	Michigan	62 66	83	H	Nebraska	74 79	121	H	Providence	74 72	
23	A	Florida St.	58 87	49	A	Indiana	75 83	84	A	Ohio St.	73 78	136	H	Duquesne	58 64	
25	A	Rutgers	61 74					84	H	Ohio St.	71 76	137	H	Stony Brook	70 81	
25	H	Rutgers	61 69					87	H	Purdue	72 61	187	A	Wisconsin	65 59	
								97	A	Minnesota	67 97	187	H	Wisconsin	71 64	
												187	N	Wisconsin	57 65	
												217	A	Illinois	76 65	
												217	H	Illinois	62 48	
												225	H	Jacksonville	80 61	
												241	H	North Dakota	75 68	
												261	H	St. Bonaventure	80 65	
LAST 12 Division I GAMES:																
187	N	Wisconsin	57 65	45	H	Michigan	62 66									
83	H	Nebraska	74 79	84	A	Ohio St.	73 78									
217	A	Illinois	76 65	9	H	Iowa	61 81									
87	H	Purdue	72 61	40	A	Michigan St.	48 57									
97	A	Minnesota	67 97	25	H	Rutgers	61 69									
106	A	Northwestern	63 78	187	A	Wisconsin	65 59									

Non-Div I Games:

Penn St.

■ Loss,
 ■ Non-Conf,
 ■ S Site,
 ■ H Home
 ■ A Away
 N Neutral

Pepperdine

Through Games Of March 6, 2019

Average RPI Win:	202	WON-LOST	WINNING	LAST 10	STRENGTH OF	OPP. STRENGTH	TEAM	ADJ.	CONF.	ADJ CONF.
Average RPI Loss:	107	RECORD	PCT. RANK	GAMES	SCHEDULE	OF SCHEDULE	RPI	RPI	RPI	RPI
DIV. I ONLY	18- 10	96	0- 0	211	89	105	105	7	7	
DIV. I NON-CONF.	6- 4	125	0- 0	346	205	217	217	7	7	
TOTALS	RPI 1-25	RPI 26-50	W-L RECORDS	RPI 51-100	RPI 101-150	RPI 150+				
18- 10	0- 2	1- 1	OVERALL	4- 2	0- 2	13- 3				
9- 1	0- 1	1- 0	HOME	3- 0	0- 0	5- 0				
7- 8	0- 1	0- 1	AWAY	1- 2	0- 2	6- 2				
2- 1	0- 0	0- 0	NEUTRAL	0- 0	0- 0	2- 1				
6- 4	0- 0	0- 0	NON-CONFERENCE	0- 0	0- 2	6- 2				
1- 0	0- 0	0- 0	HOME	0- 0	0- 0	1- 0				
3- 3	0- 0	0- 0	AWAY	0- 0	0- 2	3- 1				
2- 1	0- 0	0- 0	NEUTRAL	0- 0	0- 0	2- 1				
12- 6	0- 2	1- 1	CONFERENCE	4- 2	0- 0	7- 1				
8- 1	0- 1	1- 0	HOME	3- 0	0- 0	4- 0				
4- 5	0- 1	0- 1	AWAY	1- 2	0- 0	3- 1				
0- 0	0- 0	0- 0	NEUTRAL	0- 0	0- 0	0- 0				

RPI 1-25				RPI 26-50				RPI 51-100				RPI 101+ Team's RPI: 105			
RPI	S	Opponent	Score	RPI	S	Opponent	Score	RPI	S	Opponent	Score	RPI	S	Opponent	Score
13	A	Gonzaga	60 83	34	A	BYU	58 83	53	A	Saint Mary's (CA)	68 79	111	A	Idaho St.	63 65
13	H	Gonzaga	54 79	34	H	BYU	79 65	53	H	Saint Mary's (CA)	77 72	121	A	Providence	47 66
								93	A	Pacific	67 78	163	A	Santa Clara	76 74
								93	H	Pacific	96 76	163	H	Santa Clara	74 48
								99	A	Loyola Marymount	73 55	171	A	Colorado	65 80
								99	H	Loyola Marymount	95 86	176	A	Portland	63 85
												176	H	Portland	82 68
												236	A	Hawaii	65 64
												240	N	Northern Ky.	51 46
												253	A	San Francisco	72 66
												253	H	San Francisco	69 50
												256	N	Sacramento St.	113 97
												269	A	San Diego	74 55
												269	H	San Diego	88 65
												283	N	La Salle	55 62
												317	A	Cal Poly	70 63
												322	H	Weber St.	68 47
												345	A	Seattle U	78 64
LAST 12 Division I GAMES:															
176	A	Portland	63 85	253	A	San Francisco	72 66								
13	A	Gonzaga	60 83	34	H	BYU	79 65								
53	H	Saint Mary's (CA)	77 72	269	H	San Diego	88 65								
93	H	Pacific	96 76	93	A	Pacific	67 78								
99	A	Loyola Marymount	73 55	53	A	Saint Mary's (CA)	68 79								
163	A	Santa Clara	76 74	99	H	Loyola Marymount	95 86								

Non-Div I Games: Cal St. L.A. 80 56

Pepperdine

Loss, Non-Conf, S Site, H Home A Away N Neutral

Pittsburgh

Through Games Of March 6, 2019

Average RPI Win:	147	WON-LOST	WINNING	LAST 10	STRENGTH OF	OPP. STRENGTH	TEAM	ADJ.	CONF.	ADJ CONF.
Average RPI Loss:	54	RECORD	PCT. RANK	GAMES	SCHEDULE	OF SCHEDULE	RPI	RPI	RPI	RPI
DIV. I ONLY	11- 20	257	0- 1	12	19	123	123	1	1	
DIV. I NON-CONF.	9- 5	104	0- 0	61	136	86	86	1	1	
TOTALS	RPI 1-25	RPI 26-50	W-L RECORDS	RPI 51-100	RPI 101-150	RPI 150+				
11- 20	0- 9	1- 0	OVERALL	2- 8	5- 2	3- 1				
6- 10	0- 4	1- 0	HOME	1- 4	2- 2	2- 0				
3- 8	0- 5	0- 0	AWAY	0- 3	3- 0	0- 0				
2- 2	0- 0	0- 0	NEUTRAL	1- 1	0- 0	1- 1				
9- 5	0- 1	0- 0	NON-CONFERENCE	2- 2	4- 1	3- 1				
5- 3	0- 1	0- 0	HOME	1- 1	2- 1	2- 0				
2- 1	0- 0	0- 0	AWAY	0- 1	2- 0	0- 0				
2- 1	0- 0	0- 0	NEUTRAL	1- 0	0- 0	1- 1				
2- 15	0- 8	1- 0	CONFERENCE	0- 6	1- 1	0- 0				
1- 7	0- 3	1- 0	HOME	0- 3	0- 1	0- 0				
1- 7	0- 5	0- 0	AWAY	0- 2	1- 0	0- 0				
0- 1	0- 0	0- 0	NEUTRAL	0- 1	0- 0	0- 0				

RPI S	Opponent	Score	RPI S	Opponent	Score	RPI S	Opponent	Score	RPI S	Opponent	Score	Team's RPI: 123
1	A Notre Dame	44 100	38	H North Carolina	91 78	54	A Georgia Tech	55 67	102	H Fordham	65 62	
3	A Louisville	42 70				55	H Clemson	59 65	106	A Northwestern	52 49	
3	H Louisville	40 67				60	H Virginia Tech	58 74	115	H Youngstown St.	55 64	
7	A NC State	34 63				71	H West Virginia	43 77	119	H UNCW	60 56	
10	A Syracuse	63 90				72	H Cincinnati	65 48	128	H Boston College	55 59	
10	H Syracuse	50 82				73	A Duke	55 74	136	A Duquesne	66 58	
15	H UCF	58 61				73	N Duke	64 86	146	A Wake Forest	70 64	
18	H Miami (FL)	51 65				75	A Georgetown	41 70	187	N Wisconsin	42 57	
23	A Florida St.	46 78				90	H Virginia	57 74	212	H Saint Francis (PA)	78 75	
						96	N Arkansas	61 54	286	H New Orleans	90 38	
									301	N Tennessee St.	78 56	
LAST 12 Division I GAMES:												
73	N Duke	64 86	18	H Miami (FL)	51 65							
3	H Louisville	40 67	54	A Georgia Tech	55 67							
146	A Wake Forest	70 64	73	A Duke	55 74							
10	A Syracuse	63 90	60	H Virginia Tech	58 74							
23	A Florida St.	46 78	3	A Louisville	42 70							
38	H North Carolina	91 78	90	H Virginia	57 74							

Non-Div I Games:

Pittsburgh

■ Loss,
 ■ Non-Conf, S Site,
 ■ Home
 ■ Away
 N Neutral

Portland

Through Games Of March 6, 2019

Average RPI Win:	247	WON-LOST	WINNING	LAST 10	STRENGTH OF	OPP. STRENGTH	TEAM	ADJ.	CONF.	ADJ CONF.
Average RPI Loss:	89	RECORD	PCT. RANK	GAMES	SCHEDULE	OF SCHEDULE	RPI	RPI	RPI	RPI
DIV. I ONLY	11- 16	226	0- 0	109	119	176	176	7	7	
DIV. I NON-CONF.	6- 3	91	0- 0	221	333	143	143	7	7	
TOTALS	RPI 1-25	RPI 26-50	W-L RECORDS	RPI 51-100	RPI 101-150	RPI 150+				
11- 16	0- 2	0- 2	OVERALL	0- 7	1- 2	10- 3				
6- 7	0- 1	0- 1	HOME	0- 3	1- 0	5- 2				
5- 8	0- 1	0- 1	AWAY	0- 3	0- 2	5- 1				
0- 1	0- 0	0- 0	NEUTRAL	0- 1	0- 0	0- 0				
6- 3	0- 0	0- 0	NON-CONFERENCE	0- 1	0- 1	6- 1				
3- 1	0- 0	0- 0	HOME	0- 0	0- 0	3- 1				
3- 1	0- 0	0- 0	AWAY	0- 0	0- 1	3- 0				
0- 1	0- 0	0- 0	NEUTRAL	0- 1	0- 0	0- 0				
5- 13	0- 2	0- 2	CONFERENCE	0- 6	1- 1	4- 2				
3- 6	0- 1	0- 1	HOME	0- 3	1- 0	2- 1				
2- 7	0- 1	0- 1	AWAY	0- 3	0- 1	2- 1				
0- 0	0- 0	0- 0	NEUTRAL	0- 0	0- 0	0- 0				

RPI S Opponent	Score	RPI S Opponent	Score	RPI S Opponent	Score	RPI S Opponent	Score	Team's RPI: 176
13 Gonzaga	71 97	34 BYU	71 79	53 Saint Mary's (CA)	85 113	105 Pepperdine	68 82	
13 Gonzaga	62 93	34 BYU	69 70	53 Saint Mary's (CA)	91 98	105 Pepperdine	85 63	
				91 Arizona	70 92	133 Portland St.	79 92	
				93 Pacific	77 87	163 Santa Clara	68 106	
				93 Pacific	66 76	163 Santa Clara	66 72	
				99 Loyola Marymount	58 76	177 Utah St.	61 54	
				99 Loyola Marymount	54 70	184 UC Irvine	69 84	
						236 Hawaii	72 65	
						253 San Francisco	69 66	
						253 San Francisco	78 73	
						259 Cal St. Fullerton	83 74	
						269 San Diego	69 60	
						269 San Diego	96 74	
						279 Utah Valley	65 60	
						294 Air Force	79 60	
						322 Weber St.	89 73	
LAST 12 Division I GAMES:								
105 Pepperdine	85 63	13 Gonzaga	62 93					
99 Loyola Marymount	54 70	93 Pacific	77 87					
163 Santa Clara	68 106	53 Saint Mary's (CA)	85 113					
253 San Francisco	69 66	253 San Francisco	78 73					
269 San Diego	96 74	163 Santa Clara	66 72					
34 BYU	69 70	34 BYU	71 79					

Non-Div I Games: Warner Pacific 98 63 Willamette 82 27

Portland

Loss, Non-Conf, S Site, Home Away N Neutral

Average RPI Win:	236	WON-LOST	WINNING	LAST 10	STRENGTH OF	OPP. STRENGTH	TEAM	ADJ.	CONF.	ADJ CONF.
Average RPI Loss:	108	RECORD	PCT. RANK	GAMES	SCHEDULE	OF SCHEDULE	RPI	RPI	RPI	RPI
DIV. I ONLY	20- 6	41	1- 0	300	190	133	133	16	16	
DIV. I NON-CONF.	7- 1	30	0- 0	330	288	161	161	13	13	
TOTALS	RPI 1-25	RPI 26-50	W-L RECORDS	RPI 51-100	RPI 101-150	RPI 150+				
20- 6	0- 0	0- 0	OVERALL	1- 2	2- 3	17- 1				
13- 3	0- 0	0- 0	HOME	1- 1	2- 1	10- 1				
7- 3	0- 0	0- 0	AWAY	0- 1	0- 2	7- 0				
0- 0	0- 0	0- 0	NEUTRAL	0- 0	0- 0	0- 0				
7- 1	0- 0	0- 0	NON-CONFERENCE	1- 0	0- 0	6- 1				
5- 1	0- 0	0- 0	HOME	1- 0	0- 0	4- 1				
2- 0	0- 0	0- 0	AWAY	0- 0	0- 0	2- 0				
0- 0	0- 0	0- 0	NEUTRAL	0- 0	0- 0	0- 0				
13- 5	0- 0	0- 0	CONFERENCE	0- 2	2- 3	11- 0				
8- 2	0- 0	0- 0	HOME	0- 1	2- 1	6- 0				
5- 3	0- 0	0- 0	AWAY	0- 1	0- 2	5- 0				
0- 0	0- 0	0- 0	NEUTRAL	0- 0	0- 0	0- 0				

RPI S	Opponent	Score	RPI S	Opponent	Score	RPI S	Opponent	Score	RPI S	Opponent	Score
						68	A Idaho	78 80	107	A Northern Colo.	63 79
						68	H Idaho	68 81	107	H Northern Colo.	85 66
						88	H UC Davis	65 50	111	A Idaho St.	54 72
									111	H Idaho St.	57 58
									141	H Montana St.	55 53
									176	H Portland	92 79
									180	A Eastern Wash.	76 64
									180	H Eastern Wash.	76 57
									184	H UC Irvine	68 73
									188	H Montana	78 60
									194	H UNLV	58 49
									243	A Northern Ariz.	74 59
									243	H Northern Ariz.	72 55
									256	A Sacramento St.	75 57
									256	H Sacramento St.	74 58
									275	A UTEP	89 61
									284	A Southern Utah	81 56
									284	H Southern Utah	63 49
									299	H San Jose St.	80 51
									322	A Weber St.	77 59
									322	H Weber St.	65 38
									336	A Grand Canyon	60 55
									345	H Seattle U	68 43
LAST 12 Division I GAMES:											
180	H Eastern Wash.	76 57	107	H Northern Colo.	85 66						
68	H Idaho	68 81	256	H Sacramento St.	74 58						
256	A Sacramento St.	75 57	111	H Idaho St.	57 58						
111	A Idaho St.	54 72	322	H Weber St.	65 38						
284	A Southern Utah	81 56	68	A Idaho	78 80						
243	A Northern Ariz.	74 59	180	A Eastern Wash.	76 64						

Non-Div I Games: Warner Pacific 102 49

Portland St.

Prairie View

Through Games Of March 6, 2019

Average RPI Win:	294	WON-LOST	WINNING	LAST 10	STRENGTH OF	OPP. STRENGTH	TEAM	ADJ.	CONF.	ADJ CONF.
Average RPI Loss:	149	RECORD	PCT. RANK	GAMES	SCHEDULE	OF SCHEDULE	RPI	RPI	RPI	RPI
DIV. I ONLY	12- 12	172	0- 1	284	300	196	196	29	29	
DIV. I NON-CONF.	1- 7	319	0- 0	39	33	210	210	28	28	
TOTALS	RPI 1-25	RPI 26-50	W-L RECORDS	RPI 51-100	RPI 101-150	RPI 150+				
12- 12	0- 2	0- 1	OVERALL	0- 1	0- 1	12- 7				
5- 3	0- 0	0- 1	HOME	0- 0	0- 0	5- 2				
6- 9	0- 2	0- 0	AWAY	0- 1	0- 1	6- 5				
1- 0	0- 0	0- 0	NEUTRAL	0- 0	0- 0	1- 0				
1- 7	0- 2	0- 1	NON-CONFERENCE	0- 1	0- 1	1- 2				
0- 1	0- 0	0- 1	HOME	0- 0	0- 0	0- 0				
0- 6	0- 2	0- 0	AWAY	0- 1	0- 1	0- 2				
1- 0	0- 0	0- 0	NEUTRAL	0- 0	0- 0	1- 0				
11- 5	0- 0	0- 0	CONFERENCE	0- 0	0- 0	11- 5				
5- 2	0- 0	0- 0	HOME	0- 0	0- 0	5- 2				
6- 3	0- 0	0- 0	AWAY	0- 0	0- 0	6- 3				
0- 0	0- 0	0- 0	NEUTRAL	0- 0	0- 0	0- 0				

RPI S	Opponent	Score	RPI S	Opponent	Score	RPI S	Opponent	Score	RPI S	Opponent	Score	Team's RPI: 196
11	A Iowa St.	46 94	30	H Rice	58 68	96	A Arkansas	44 71	131	A Oklahoma St.	50 70	
17	A Texas A&M	57 70							171	A Colorado	38 79	
									173	A Southern U.	55 54	
									207	A Texas Southern	67 73	
									207	H Texas Southern	44 52	
									218	A Grambling	57 73	
									218	H Grambling	63 64	
									224	A UTRGV	50 57	
									255	N A&M-Corpus Christi	67 59	
									263	A Alabama St.	59 67	
									263	H Alabama St.	71 59	
									271	A Jackson St.	89 80	
									271	H Jackson St.	76 57	
									300	A Alabama A&M	72 69	
									300	H Alabama A&M	77 65	
									326	A Mississippi Val.	75 65	
									326	H Mississippi Val.	91 55	
									347	A Ark.-Pine Bluff	80 41	
									347	H Ark.-Pine Bluff	79 46	
									351	A Alcorn	82 61	
LAST 12 Division I GAMES:												
263	A Alabama St.	59 67	207	A Texas Southern	67 73							
300	A Alabama A&M	72 69	263	H Alabama St.	71 59							
347	H Ark.-Pine Bluff	79 46	300	H Alabama A&M	77 65							
326	H Mississippi Val.	91 55	347	A Ark.-Pine Bluff	80 41							
218	A Grambling	57 73	326	A Mississippi Val.	75 65							
271	A Jackson St.	89 80	218	H Grambling	63 64							

Non-Div I Games: Jarvis Christian 117 32 Arlington Baptist 105 31

Prairie View

Loss, Non-Conf, S Site, H Home A Away N Neutral

Presbyterian

Through Games Of March 6, 2019

Average RPI Win:	320	WON-LOST	WINNING	LAST 10	STRENGTH OF	OPP. STRENGTH	TEAM	ADJ.	CONF.	ADJ CONF.
Average RPI Loss:	198	RECORD	PCT. RANK	GAMES	SCHEDULE	OF SCHEDULE	RPI	RPI	RPI	RPI
DIV. I ONLY	6- 22	311	0- 1	315	301	331	331	27	27	
DIV. I NON-CONF.	2- 9	297	0- 0	288	268	321	321	29	29	
TOTALS	RPI 1-25	RPI 26-50	W-L RECORDS	RPI 51-100	RPI 101-150	RPI 150+				
6- 22	0- 0	0- 0	OVERALL	0- 2	0- 5	6- 15				
3- 8	0- 0	0- 0	HOME	0- 0	0- 1	3- 7				
3- 14	0- 0	0- 0	AWAY	0- 2	0- 4	3- 8				
0- 0	0- 0	0- 0	NEUTRAL	0- 0	0- 0	0- 0				
2- 9	0- 0	0- 0	NON-CONFERENCE	0- 1	0- 3	2- 5				
1- 2	0- 0	0- 0	HOME	0- 0	0- 0	1- 2				
1- 7	0- 0	0- 0	AWAY	0- 1	0- 3	1- 3				
0- 0	0- 0	0- 0	NEUTRAL	0- 0	0- 0	0- 0				
4- 13	0- 0	0- 0	CONFERENCE	0- 1	0- 2	4- 10				
2- 6	0- 0	0- 0	HOME	0- 0	0- 1	2- 5				
2- 7	0- 0	0- 0	AWAY	0- 1	0- 1	2- 5				
0- 0	0- 0	0- 0	NEUTRAL	0- 0	0- 0	0- 0				

RPI S	Opponent	Score	RPI S	Opponent	Score	RPI S	Opponent	Score	RPI S	Opponent	Score	Team's RPI: 331
						63	A Tennessee	49 97	101	A Georgia	59 83	
						81	A Radford	49 59	109	A High Point	40 79	
									109	H High Point	63 70	
									119	A UNCW	48 63	
									149	A Davidson	56 83	
									183	A UNC Asheville	45 51	
									183	H UNC Asheville	43 52	
									197	A Hampton	62 79	
									197	H Hampton	68 82	
									200	A Vanderbilt	43 78	
									204	A Furman	68 76	
									209	A Campbell	46 51	
									248	A Gardner-Webb	62 67	
									248	H Gardner-Webb	58 66	
									268	H Wofford	61 50	
									285	A Samford	54 75	
									288	H Ga. Southern	68 69	
									290	H Charleston So.	55 63	
									291	H South Carolina St.	48 57	
									293	A Col. of Charleston	71 65	
									298	A Winthrop	52 55	
									298	H Winthrop	54 62	
									339	A Longwood	64 60	
									339	H Longwood	81 66	
									340	A USC Upstate	66 58	
									340	H USC Upstate	70 54	
LAST 12 Division I GAMES:												
			248	A Gardner-Webb	62 67				298	H Winthrop	54 62	
			339	A Longwood	64 60				197	A Hampton	62 79	
			197	H Hampton	68 82				290	H Charleston So.	55 63	
			340	A USC Upstate	66 58				183	H UNC Asheville	43 52	
			109	H High Point	63 70				298	A Winthrop	52 55	
			183	A UNC Asheville	45 51				81	A Radford	49 59	

Non-Div I Games:

Presbyterian

Loss, Non-Conf, S Site, H Home A Away N Neutral

Average RPI Win:	178	WON-LOST	WINNING	LAST 10	STRENGTH OF	OPP. STRENGTH	TEAM	ADJ.	CONF.	ADJ CONF.
Average RPI Loss:	87	RECORD	PCT. RANK	GAMES	SCHEDULE	OF SCHEDULE	RPI	RPI	RPI	RPI
DIV. I ONLY	18- 9	84	1- 0	60	116	56	56	11	11	
DIV. I NON-CONF.	8- 7	160	0- 0	53	80	73	73	11	11	
TOTALS	RPI 1-25	RPI 26-50	W-L RECORDS	RPI 51-100	RPI 101-150	RPI 150+				
18- 9	0- 2	1- 2	OVERALL	3- 1	3- 3	11- 1				
8- 3	0- 0	1- 0	HOME	1- 1	2- 2	4- 0				
10- 3	0- 0	0- 1	AWAY	2- 0	1- 1	7- 1				
0- 3	0- 2	0- 1	NEUTRAL	0- 0	0- 0	0- 0				
8- 7	0- 2	1- 2	NON-CONFERENCE	0- 0	3- 2	4- 1				
3- 1	0- 0	1- 0	HOME	0- 0	2- 1	0- 0				
5- 3	0- 0	0- 1	AWAY	0- 0	1- 1	4- 1				
0- 3	0- 2	0- 1	NEUTRAL	0- 0	0- 0	0- 0				
10- 2	0- 0	0- 0	CONFERENCE	3- 1	0- 1	7- 0				
5- 2	0- 0	0- 0	HOME	1- 1	0- 1	4- 0				
5- 0	0- 0	0- 0	AWAY	2- 0	0- 0	3- 0				
0- 0	0- 0	0- 0	NEUTRAL	0- 0	0- 0	0- 0				

RPI 1-25			RPI 26-50			RPI 51-100			Team's RPI: 56	RPI 101+		
RPI	S	Opponent	Score	RPI	S	Opponent	Score	RPI	S	Opponent	Score	RPI
10	N	Syracuse	61 92	35	N	Kansas St.	61 80	61	A	Penn	68 53	113
24	N	DePaul	67 82	43	A	Villanova	46 67	61	H	Penn	60 66	122
				43	H	Quinnipiac	54 42	85	A	Harvard	75 71	124
								85	H	Harvard	61 58	129
												142
												149
												172
												198
												198
												205
												205
												214
												226
												246
												247
												247
												287
												315
LAST 12 Division I GAMES:												
				85	H	Harvard	61 58	85	A	Harvard	75 71	
				198	H	Dartmouth	64 47	287	H	Brown	93 74	
				61	A	Penn	68 53	122	H	Yale	86 96	
				247	H	Columbia	65 59	205	A	Cornell	75 46	
				205	H	Cornell	68 64	247	A	Columbia	79 64	
				198	A	Dartmouth	82 75	61	H	Penn	60 66	

Non-Div I Games:

Princeton

Providence

Through Games Of March 6, 2019

Average RPI Win:	162	WON-LOST	WINNING	LAST 10	STRENGTH OF	OPP. STRENGTH	TEAM	ADJ.	CONF.	ADJ CONF.
Average RPI Loss:	83	RECORD	PCT. RANK	GAMES	SCHEDULE	OF SCHEDULE	RPI	RPI	RPI	RPI
DIV. I ONLY	16- 14	157	1- 0	88	72	121	121	6	6	
DIV. I NON-CONF.	8- 4	91	1- 0	233	199	153	153	4	4	
TOTALS	RPI 1-25	RPI 26-50	W-L RECORDS	RPI 51-100	RPI 101-150	RPI 150+				
16- 14	0- 4	1- 2	OVERALL	3- 3	5- 4	7- 1				
9- 7	0- 2	1- 1	HOME	1- 2	3- 2	4- 0				
6- 7	0- 2	0- 1	AWAY	2- 1	2- 2	2- 1				
1- 0	0- 0	0- 0	NEUTRAL	0- 0	0- 0	1- 0				
8- 4	0- 0	0- 1	NON-CONFERENCE	0- 0	3- 2	5- 1				
5- 2	0- 0	0- 1	HOME	0- 0	2- 1	3- 0				
2- 2	0- 0	0- 0	AWAY	0- 0	1- 1	1- 1				
1- 0	0- 0	0- 0	NEUTRAL	0- 0	0- 0	1- 0				
8- 10	0- 4	1- 1	CONFERENCE	3- 3	2- 2	2- 0				
4- 5	0- 2	1- 0	HOME	1- 2	1- 1	1- 0				
4- 5	0- 2	0- 1	AWAY	2- 1	1- 1	1- 0				
0- 0	0- 0	0- 0	NEUTRAL	0- 0	0- 0	0- 0				

RPI S	Opponent	Score	RPI S	Opponent	Score	RPI S	Opponent	Score	RPI S	Opponent	Score	Team's RPI: 121
12	A Marquette	46 85	43	A Villanova	33 53	59	A Butler	66 63	105	H Pepperdine	66 47	
12	H Marquette	57 80	43	H Villanova	67 61	59	H Butler	74 68	108	H Northeastern	59 65	
24	A DePaul	62 88	43	H Quinnipiac	44 48	75	A Georgetown	56 61	118	A St. John's (NY)	67 66	
24	H DePaul	61 76				75	H Georgetown	52 68	118	H St. John's (NY)	57 60	
						100	A Creighton	77 63	122	H Yale	59 42	
						100	H Creighton	64 73	128	A Boston College	61 57	
									129	A Seton Hall	73 79	
									129	H Seton Hall	82 75	
									142	A Penn St.	72 74	
									192	H Sacred Heart	62 52	
									201	A Xavier	63 55	
									201	H Xavier	71 58	
									240	H Northern Ky.	48 43	
									258	A Rhode Island	65 72	
									283	H La Salle	77 47	
									297	N Bryant	72 64	
									320	A UMass Lowell	71 47	
LAST 12 Division I GAMES:												
297	N Bryant	72 64	118	H St. John's (NY)	57 60							
12	H Marquette	57 80	129	H Seton Hall	82 75							
24	H DePaul	61 76	75	A Georgetown	56 61							
100	H Creighton	64 73	43	A Villanova	33 53							
59	A Butler	66 63	100	A Creighton	77 63							
201	A Xavier	63 55	201	H Xavier	71 58							

Non-Div I Games:

Providence

■ Loss,
■ Non-Conf,
■ S Site,
■ H Home
■ A Away
N Neutral

Through Games of March 6, 1919									
Average RPI Win: 149	WON-LOST	WINNING	LAST 10	STRENGTH OF	OPP. STRENGTH	TEAM	ADJ.	CONF.	ADJ CONF.
Average RPI Loss: 64	RECORD	PCT. RANK	GAMES	SCHEDULE	OF SCHEDULE	RPI	RPI	RPI	RPI
DIV. I ONLY	18- 14	142	1- 0	42	55	87	87	4	4
DIV. I NON-CONF.	9- 4	85	0- 0	100	59	81	81	6	6

TOTALS	RPI 1-25	RPI 26-50	W-L RECORDS		RPI 51-100	RPI 101-150	RPI 150+		
18- 14	2- 5	2- 3	OVERALL		3- 3	2- 2	9- 1		
13- 4	2- 2	2- 0	HOME		2- 2	1- 0	6- 0		
3- 8	0- 2	0- 3	AWAY		1- 1	1- 1	1- 1		
2- 2	0- 1	0- 0	NEUTRAL		0- 0	0- 1	2- 0		
9- 4	1- 2	0- 1	NON-CONFERENCE		1- 0	0- 1	7- 0		
7- 1	1- 1	0- 0	HOME		1- 0	0- 0	5- 0		
1- 1	0- 0	0- 1	AWAY		0- 0	0- 0	1- 0		
1- 2	0- 1	0- 0	NEUTRAL		0- 0	0- 1	1- 0		
9- 10	1- 3	2- 2	CONFERENCE		2- 3	2- 1	2- 1		
6- 3	1- 1	2- 0	HOME		1- 2	1- 0	1- 0		
2- 7	0- 2	0- 2	AWAY		1- 1	1- 1	0- 1		
1- 0	0- 0	0- 0	NEUTRAL		0- 0	0- 0	1- 0		

RPI S	Opponent	Score	RPI S	Opponent	Score	RPI S	Opponent	Score	RPI S	Opponent	Score
6 N	UConn	40 86	31 A	Ohio	73 80	83 A	Nebraska	61 67	106 A	Northwestern	57 54
9 A	Iowa	58 72	40 A	Michigan St.	66 74	83 H	Nebraska	64 84	106 H	Northwestern	61 58
9 H	Iowa	62 57	45 H	Michigan	71 70	84 H	Ohio St.	60 42	118 N	St. John's (NY)	62 68
14 H	Maryland	55 58	49 A	Indiana	51 73	85 H	Harvard	66 65	142 A	Penn St.	61 72
16 H	South Carolina	73 82	49 H	Indiana	56 53	97 A	Minnesota	64 53	157 H	Bradley	74 61
18 H	Miami (FL)	74 63				97 H	Minnesota	45 65	187 A	Wisconsin	69 76
25 A	Rutgers	63 65							202 A	Ball St.	80 38
									217 H	Illinois	72 50
									217 N	Illinois	72 60
									229 H	Western Ill.	81 60
									234 N	Ole Miss	70 59
									242 H	Albany (NY)	53 41
									244 H	Loyola Chicago	65 41
									335 H	Purdue Fort Wayne	78 44
LAST 12 Division I GAMES:											
217 N	Illinois	72 60	83 A	Nebraska	61 67						
49 A	Indiana	51 73	217 H	Illinois	72 50						
14 H	Maryland	55 58	40 A	Michigan St.	66 74						
142 A	Penn St.	61 72	83 H	Nebraska	64 84						
106 H	Northwestern	61 58	9 A	Iowa	58 72						
97 H	Minnesota	45 65	97 A	Minnesota	64 53						

Non-Div I Games:

Purdue

■ Loss,
■ Non-Conf,
■ S Site,
■ H Home
■ A Away
N Neutral

Average RPI Win:	281	WON-LOST	WINNING	LAST 10	STRENGTH OF	OPP. STRENGTH	TEAM	ADJ.	CONF.	ADJ CONF.
Average RPI Loss:	193	RECORD	PCT. RANK	GAMES	SCHEDULE	OF SCHEDULE	RPI	RPI	RPI	RPI
DIV. I ONLY	4- 21	333	1- 0	304	235	335	335	19	19	
DIV. I NON-CONF.	1- 8	322	0- 0	342	282	349	349	19	19	
TOTALS	RPI 1-25	RPI 26-50	W-L RECORDS	RPI 51-100	RPI 101-150	RPI 150+				
4- 21	0- 0	0- 4	OVERALL	0- 1	0- 0	4- 16				
3- 8	0- 0	0- 2	HOME	0- 0	0- 0	3- 6				
1- 13	0- 0	0- 2	AWAY	0- 1	0- 0	1- 10				
0- 0	0- 0	0- 0	NEUTRAL	0- 0	0- 0	0- 0				
1- 8	0- 0	0- 0	NON-CONFERENCE	0- 1	0- 0	1- 7				
0- 3	0- 0	0- 0	HOME	0- 0	0- 0	0- 3				
1- 5	0- 0	0- 0	AWAY	0- 1	0- 0	1- 4				
0- 0	0- 0	0- 0	NEUTRAL	0- 0	0- 0	0- 0				
3- 13	0- 0	0- 4	CONFERENCE	0- 0	0- 0	3- 9				
3- 5	0- 0	0- 2	HOME	0- 0	0- 0	3- 3				
0- 8	0- 0	0- 2	AWAY	0- 0	0- 0	0- 6				
0- 0	0- 0	0- 0	NEUTRAL	0- 0	0- 0	0- 0				

RPI S	Opponent	Score	RPI S	Opponent	Score	RPI S	Opponent	Score	RPI S	Opponent	Score	Team's RPI: 335
			29	A South Dakota St.	68 92	87	A Purdue	44 78	156	A Denver	62 82	
			29	H South Dakota St.	52 85				156	H Denver	70 55	
			37	A South Dakota	51 69				169	A Oral Roberts	56 66	
			37	H South Dakota	49 71				169	H Oral Roberts	61 72	
									191	A Milwaukee	48 70	
									219	H Eastern Mich.	72 87	
									229	A Western Ill.	59 73	
									229	H Western Ill.	61 90	
									237	H SIUE	49 57	
									241	A North Dakota	60 79	
									241	H North Dakota	58 74	
									244	A Loyola Chicago	67 81	
									266	A Western Mich.	61 69	
									292	A Eastern Ill.	63 72	
									311	H Valparaiso	64 68	
									316	A Omaha	61 70	
									316	H Omaha	56 48	
									324	A North Dakota St.	54 70	
									324	H North Dakota St.	66 46	
									328	A Evansville	72 66	
LAST 12 Division I GAMES:												
			324	H North Dakota St.	66 46	37	H South Dakota	49 71				
			241	H North Dakota	58 74	169	A Oral Roberts	56 66				
			29	A South Dakota St.	68 92	156	H Denver	70 55				
			316	A Omaha	61 70	316	H Omaha	56 48				
			156	A Denver	62 82	229	A Western Ill.	59 73				
			229	H Western Ill.	61 90	37	A South Dakota	51 69				

Non-Div I Games: Taylor (IN) 84 74 Goshen 86 45 Ind.-Kokomo 87 50

Purdue Fort Wayne

Loss, Non-Conf, S Site, H Home A Away N Neutral

Quinnipiac

Through Games Of March 6, 2019

Average RPI Win:	228	WON-LOST	WINNING	LAST 10	STRENGTH OF	OPP. STRENGTH	TEAM	ADJ.	CONF.	ADJ CONF.
Average RPI Loss:	32	RECORD	PCT. RANK	GAMES	SCHEDULE	OF SCHEDULE	RPI	RPI	RPI	RPI
DIV. I ONLY	23- 6	28	1- 0	110	187	43	43	26	26	
DIV. I NON-CONF.	5- 6	177	1- 0	18	8	57	57	27	27	
TOTALS	RPI 1-25	RPI 26-50	W-L RECORDS	RPI 51-100	RPI 101-150	RPI 150+				
23- 6	0- 1	0- 4	OVERALL	2- 1	3- 0	18- 0				
10- 2	0- 1	0- 1	HOME	0- 0	1- 0	9- 0				
12- 2	0- 0	0- 1	AWAY	2- 1	2- 0	8- 0				
1- 2	0- 0	0- 2	NEUTRAL	0- 0	0- 0	1- 0				
5- 6	0- 1	0- 4	NON-CONFERENCE	2- 1	1- 0	2- 0				
1- 2	0- 1	0- 1	HOME	0- 0	0- 0	1- 0				
3- 2	0- 0	0- 1	AWAY	2- 1	1- 0	0- 0				
1- 2	0- 0	0- 2	NEUTRAL	0- 0	0- 0	1- 0				
18- 0	0- 0	0- 0	CONFERENCE	0- 0	2- 0	16- 0				
9- 0	0- 0	0- 0	HOME	0- 0	1- 0	8- 0				
9- 0	0- 0	0- 0	AWAY	0- 0	1- 0	8- 0				
0- 0	0- 0	0- 0	NEUTRAL	0- 0	0- 0	0- 0				

RPI 1-25				RPI 26-50				Team's RPI: 43		RPI 51-100				RPI 101+			
RPI	S	Opponent	Score	RPI	S	Opponent	Score			RPI	S	Opponent	Score	RPI	S	Opponent	Score
15	H	UCF	45 47	26	N	Texas	55 56			56	A	Princeton	42 54	121	A	Providence	48 44
				27	H	Central Mich.	52 67			79	A	Drexel	56 52	124	A	Marist	76 69
				28	N	Missouri	51 65			85	A	Harvard	72 67	124	H	Marist	78 66
				42	A	Bucknell	58 75							172	A	Rider	66 60
														172	H	Rider	72 56
														202	N	Ball St.	69 66
														226	A	Monmouth	58 46
														226	H	Monmouth	67 38
														264	A	Niagara	96 55
														264	H	Niagara	62 42
														267	A	Siena	67 38
														267	H	Siena	68 31
														273	H	Richmond	65 48
														274	A	Manhattan	64 39
														274	H	Manhattan	59 42
														282	A	Canisius	55 42
														282	H	Canisius	68 51
														295	A	Fairfield	48 40
														295	H	Fairfield	81 36
														325	A	Iona	76 39
														344	H	Saint Peter's	90 45
LAST 12 Division I GAMES:																	
				202	N	Ball St.	69 66			295	A	Fairfield	48 40				
				28	N	Missouri	51 65			274	A	Manhattan	64 39				
				267	A	Siena	67 38			282	H	Canisius	68 51				
				274	H	Manhattan	59 42			264	H	Niagara	62 42				
				124	H	Marist	78 66			172	H	Rider	72 56				
				172	A	Rider	66 60			226	A	Monmouth	58 46				

Non-Div I Games:

Quinnipiac

Loss, Non-Conf, S Site, H Home A Away N Neutral

Average RPI Win:	232	WON-LOST	WINNING	LAST 10	STRENGTH OF	OPP. STRENGTH	TEAM	ADJ.	CONF.	ADJ CONF.
Average RPI Loss:	119	RECORD	PCT. RANK	GAMES	SCHEDULE	OF SCHEDULE	RPI	RPI	RPI	RPI
DIV. I ONLY	21- 6	37	1- 0	190	267	81	81	27	27	
DIV. I NON-CONF.	5- 5	162	0- 0	90	68	106	106	29	29	
TOTALS	RPI 1-25	RPI 26-50	W-L RECORDS	RPI 51-100	RPI 101-150	RPI 150+				
21- 6	0- 1	0- 0	OVERALL	2- 2	2- 1	17- 2				
11- 1	0- 0	0- 0	HOME	0- 0	1- 1	10- 0				
9- 4	0- 1	0- 0	AWAY	2- 1	1- 0	6- 2				
1- 1	0- 0	0- 0	NEUTRAL	0- 1	0- 0	1- 0				
5- 5	0- 1	0- 0	NON-CONFERENCE	2- 2	0- 1	3- 1				
2- 1	0- 0	0- 0	HOME	0- 0	0- 1	2- 0				
2- 3	0- 1	0- 0	AWAY	2- 1	0- 0	0- 1				
1- 1	0- 0	0- 0	NEUTRAL	0- 1	0- 0	1- 0				
16- 1	0- 0	0- 0	CONFERENCE	0- 0	2- 0	14- 1				
9- 0	0- 0	0- 0	HOME	0- 0	1- 0	8- 0				
7- 1	0- 0	0- 0	AWAY	0- 0	1- 0	6- 1				
0- 0	0- 0	0- 0	NEUTRAL	0- 0	0- 0	0- 0				

RPI 1-25				RPI 26-50				RPI 51-100 Team's RPI: 81				RPI 101+			
RPI	S	Opponent	Score	RPI	S	Opponent	Score	RPI	S	Opponent	Score	RPI	S	Opponent	Score
7	A	NC State	58 75					60	A	Virginia Tech	44 55	109	A	High Point	84 79
								83	N	Nebraska	39 77	109	H	High Point	80 58
								90	A	Virginia	57 44	126	H	Morehead St.	72 79
								94	A	VCU	54 49	155	N	Temple	56 50
												183	A	UNC Asheville	45 44
												183	H	UNC Asheville	60 46
												197	A	Hampton	54 68
												197	H	Hampton	84 59
												209	A	Campbell	56 52
												209	H	Campbell	61 57
												230	H	ETSU	79 64
												238	A	Mt. St. Mary's	77 89
												248	H	Gardner-Webb	79 69
												290	A	Charleston So.	67 41
												291	H	South Carolina St.	61 31
												298	A	Winthrop	79 57
												298	H	Winthrop	70 49
												331	H	Presbyterian	59 49
												339	A	Longwood	68 34
												339	H	Longwood	81 52
												340	A	USC Upstate	82 41
												340	H	USC Upstate	55 43
LAST 12 Division I GAMES:															
197	H	Hampton	84 59	109	A	High Point	84 79								
340	H	USC Upstate	55 43	248	H	Gardner-Webb	79 69								
183	A	UNC Asheville	45 44	340	A	USC Upstate	82 41								
209	H	Campbell	61 57	209	A	Campbell	56 52								
298	A	Winthrop	79 57	331	H	Presbyterian	59 49								
339	H	Longwood	81 52	339	A	Longwood	68 34								

Non-Div I Games: Shepherd 60 46

Radford

Rhode Island

Through Games Of March 6, 2019

Average RPI Win:	214	WON-LOST	WINNING	LAST 10	STRENGTH OF	OPP. STRENGTH	TEAM	ADJ.	CONF.	ADJ CONF.
Average RPI Loss:	157	RECORD	PCT. RANK	GAMES	SCHEDULE	OF SCHEDULE	RPI	RPI	RPI	RPI
DIV. I ONLY	8- 21	287	0- 1	165	168	258	258	17	17	
DIV. I NON-CONF.	5- 7	206	0- 0	99	152	166	166	16	16	
TOTALS	RPI 1-25	RPI 26-50	W-L RECORDS	RPI 51-100	RPI 101-150	RPI 150+				
8- 21	0- 1	0- 0	OVERALL	0- 4	2- 7	6- 9				
3- 11	0- 0	0- 0	HOME	0- 1	1- 6	2- 4				
5- 10	0- 1	0- 0	AWAY	0- 3	1- 1	4- 5				
0- 0	0- 0	0- 0	NEUTRAL	0- 0	0- 0	0- 0				
5- 7	0- 1	0- 0	NON-CONFERENCE	0- 3	1- 2	4- 1				
3- 3	0- 0	0- 0	HOME	0- 1	1- 2	2- 0				
2- 4	0- 1	0- 0	AWAY	0- 2	0- 0	2- 1				
0- 0	0- 0	0- 0	NEUTRAL	0- 0	0- 0	0- 0				
3- 14	0- 0	0- 0	CONFERENCE	0- 1	1- 5	2- 8				
0- 8	0- 0	0- 0	HOME	0- 0	0- 4	0- 4				
3- 6	0- 0	0- 0	AWAY	0- 1	1- 1	2- 4				
0- 0	0- 0	0- 0	NEUTRAL	0- 0	0- 0	0- 0				

RPI	S	Opponent	Score	RPI	S	Opponent	Score	RPI	S	Opponent	Score	RPI	S	Opponent	Score	Team's RPI: 258
20	A	Kentucky	52 75					55	A	Clemson	67 80	102	H	Fordham	38 56	
								85	H	Harvard	47 80	113	H	Hartford	51 65	
								94	A	VCU	39 74	117	H	Dayton	62 74	
								97	A	Minnesota	71 91	121	H	Providence	72 65	
												128	H	Boston College	64 88	
												136	A	Duquesne	69 106	
												136	H	Duquesne	58 75	
												149	A	Davidson	64 58	
												149	H	Davidson	67 77	
												178	A	Saint Louis	68 56	
												185	A	Robert Morris	46 41	
												189	A	Holy Cross	65 73	
												203	A	Massachusetts	34 56	
												203	H	Massachusetts	53 57	
												214	H	George Washington	59 64	
												223	A	George Mason	69 75	
												228	H	Saint Joseph's	48 55	
												241	H	North Dakota	77 63	
												261	A	St. Bonaventure	61 62	
												261	H	St. Bonaventure	68 84	
												273	A	Richmond	66 60	
												277	A	Vermont	61 58	
												283	A	La Salle	71 77	
												287	H	Brown	72 67	
LAST 12 Division I GAMES:																
136	A	Duquesne	69 106	136	H	Duquesne	58 75	203	A	Massachusetts	34 56	283	A	La Salle	71 77	
287	H	Brown	72 67	283	A	La Salle	71 77	117	H	Dayton	62 74	261	H	St. Bonaventure	68 84	
203	H	Massachusetts	53 57	117	H	Dayton	62 74	261	H	St. Bonaventure	68 84	223	A	George Mason	69 75	
149	A	Davidson	64 58	261	H	St. Bonaventure	68 84									
228	H	Saint Joseph's	48 55													
261	A	St. Bonaventure	61 62													

Non-Div I Games:

Rhode Island

■ Loss,
 ■ Non-Conf,
 ■ S Site,
 ■ Home
 ■ A Away
 N Neutral

Average RPI Win:	195	WON-LOST	WINNING	LAST 10	STRENGTH OF	OPP. STRENGTH	TEAM	ADJ.	CONF.	ADJ CONF.
Average RPI Loss:	29	RECORD	PCT. RANK	GAMES	SCHEDULE	OF SCHEDULE	RPI	RPI	RPI	RPI
DIV. I ONLY	24- 3	9	1- 0	160	126	30	30	14	14	
DIV. I NON-CONF.	9- 3	62	0- 0	176	112	64	64	17	17	
TOTALS	RPI 1-25	RPI 26-50	W-L RECORDS	RPI 51-100	RPI 101-150	RPI 150+				
24- 3	0- 1	0- 2	OVERALL	3- 0	4- 0	17- 0				
13- 0	0- 0	0- 0	HOME	1- 0	2- 0	10- 0				
10- 2	0- 1	0- 1	AWAY	2- 0	2- 0	6- 0				
1- 1	0- 0	0- 1	NEUTRAL	0- 0	0- 0	1- 0				
9- 3	0- 1	0- 2	NON-CONFERENCE	1- 0	1- 0	7- 0				
5- 0	0- 0	0- 0	HOME	0- 0	1- 0	4- 0				
3- 2	0- 1	0- 1	AWAY	1- 0	0- 0	2- 0				
1- 1	0- 0	0- 1	NEUTRAL	0- 0	0- 0	1- 0				
15- 0	0- 0	0- 0	CONFERENCE	2- 0	3- 0	10- 0				
8- 0	0- 0	0- 0	HOME	1- 0	1- 0	6- 0				
7- 0	0- 0	0- 0	AWAY	1- 0	2- 0	4- 0				
0- 0	0- 0	0- 0	NEUTRAL	0- 0	0- 0	0- 0				

RPI 1-25				RPI 26-50				Team's RPI: 30				RPI 51-100				RPI 101+			
RPI	S	Opponent	Score	RPI	S	Opponent	Score	RPI	S	Opponent	Score	RPI	S	Opponent	Score	RPI	S	Opponent	Score
17	A	Texas A&M	54 65	33	A	UCLA	50 59	67	A	Middle Tenn.	60 47	103	A	UAB	55 43				
				38	N	North Carolina	50 71	70	A	Little Rock	79 65	114	A	Western Ky.	68 46				
								95	H	Old Dominion	48 42	116	H	Charlotte	61 51				
												134	H	Georgia St.	66 49				
												168	A	Louisiana Tech	61 51				
												168	H	Louisiana Tech	78 42				
												175	N	Coastal Caro.	56 52				
												179	A	North Texas	59 47				
												179	H	North Texas	64 52				
												186	A	Southern Miss.	58 47				
												196	A	Prairie View	68 58				
												199	A	Marshall	79 67				
												207	H	Texas Southern	76 71				
												214	H	SMU	66 52				
												275	H	UTEP	76 42				
												286	H	New Orleans	67 56				
												305	H	Fla. Atlantic	63 35				
												306	H	UTSA	85 54				
												310	A	Incarnate Word	74 63				
												314	H	FIU	76 44				
												318	H	McNeese	93 65				
LAST 12 Division I GAMES:																			
168	H	Louisiana Tech	78 42	95	H	Old Dominion	48 42	116	H	Charlotte	61 51								
179	A	North Texas	59 47	103	A	UAB	55 43	67	A	Middle Tenn.	60 47								
305	H	Fla. Atlantic	63 35	179	H	North Texas	64 52	275	H	UTEP	76 42								
314	H	FIU	76 44																
199	A	Marshall	79 67																
114	A	Western Ky.	68 46																

Non-Div I Games:

Rice

■ Loss,
■ Non-Conf, S Site,
■ Home
■ Away
N Neutral

Average RPI Win:	245	WON-LOST	WINNING	LAST 10	STRENGTH OF	OPP. STRENGTH	TEAM	ADJ.	CONF.	ADJ CONF.
Average RPI Loss:	140	RECORD	PCT. RANK	GAMES	SCHEDULE	OF SCHEDULE	RPI	RPI	RPI	RPI
DIV. I ONLY	9- 21	275	0- 1	153	161	273	273	17	17	
DIV. I NON-CONF.	3- 10	278	0- 0	110	131	267	267	16	16	
TOTALS	RPI 1-25	RPI 26-50	W-L RECORDS	RPI 51-100	RPI 101-150	RPI 150+				
9- 21	0- 1	0- 2	OVERALL	0- 5	0- 5	9- 8				
8- 7	0- 0	0- 1	HOME	0- 3	0- 0	8- 3				
1- 13	0- 1	0- 1	AWAY	0- 1	0- 5	1- 5				
0- 1	0- 0	0- 0	NEUTRAL	0- 1	0- 0	0- 0				
3- 10	0- 1	0- 2	NON-CONFERENCE	0- 3	0- 1	3- 3				
3- 4	0- 0	0- 1	HOME	0- 2	0- 0	3- 1				
0- 5	0- 1	0- 1	AWAY	0- 0	0- 1	0- 2				
0- 1	0- 0	0- 0	NEUTRAL	0- 1	0- 0	0- 0				
6- 11	0- 0	0- 0	CONFERENCE	0- 2	0- 4	6- 5				
5- 3	0- 0	0- 0	HOME	0- 1	0- 0	5- 2				
1- 8	0- 0	0- 0	AWAY	0- 1	0- 4	1- 3				
0- 0	0- 0	0- 0	NEUTRAL	0- 0	0- 0	0- 0				

RPI 1-25				RPI 26-50				RPI 51-100				RPI 101+ Team's RPI: 273			
RPI	S	Opponent	Score	RPI	S	Opponent	Score	RPI	S	Opponent	Score	RPI	S	Opponent	Score
15	A	UCF	48 70	31	H	Ohio	58 109	60	N	Virginia Tech	57 85	102	A	Fordham	48 60
				43	A	Quinnipiac	48 65	75	H	Georgetown	53 73	117	A	Dayton	50 71
								79	H	Drexel	35 58	136	A	Duquesne	54 80
								94	A	VCU	37 58	146	A	Wake Forest	48 62
								94	H	VCU	43 68	149	A	Davidson	55 78
												153	A	William & Mary	55 65
												178	A	Saint Louis	49 58
												178	A	Saint Louis	48 78
												203	A	Massachusetts	38 64
												203	H	Massachusetts	62 58
												208	H	UMES	57 55
												214	H	George Washington	56 48
												221	H	Howard	67 60
												223	H	George Mason	52 67
												228	H	Saint Joseph's	46 45
												258	H	Rhode Island	60 66
												261	H	St. Bonaventure	57 49
												283	A	La Salle	74 60
												283	H	La Salle	56 51
												295	H	Fairfield	40 58
												305	A	Fla. Atlantic	55 69
												307	H	UNC Greensboro	59 48
LAST 12 Division I GAMES:															
178	A	Saint Louis	49 58	261	H	St. Bonaventure	57 49								
214	H	George Washington	56 48	94	A	VCU	37 58								
203	A	Massachusetts	38 64	117	A	Dayton	50 71								
283	H	La Salle	56 51	203	H	Massachusetts	62 58								
223	H	George Mason	52 67	283	A	La Salle	74 60								
178	A	Saint Louis	48 78	228	H	Saint Joseph's	46 45								

Non-Div I Games:

Richmond

■ Loss,
■ Non-Conf,
■ S Site,
■ H Home
■ A Away
N Neutral

Average RPI Win:	264	WON-LOST	WINNING	LAST 10	STRENGTH OF	OPP. STRENGTH	TEAM	ADJ.	CONF.	ADJ CONF.
Average RPI Loss:	151	RECORD	PCT. RANK	GAMES	SCHEDULE	OF SCHEDULE	RPI	RPI	RPI	RPI
DIV. I ONLY	18- 11	106	0- 1	274	259	172	172	26	26	
DIV. I NON-CONF.	4- 7	228	0- 1	231	189	246	246	27	27	
TOTALS	RPI 1-25	RPI 26-50	W-L RECORDS	RPI 51-100	RPI 101-150	RPI 150+				
18- 11	0- 0	0- 3	OVERALL	0- 2	2- 1	16- 5				
8- 6	0- 0	0- 1	HOME	0- 2	1- 0	7- 3				
10- 4	0- 0	0- 2	AWAY	0- 0	1- 0	9- 2				
0- 1	0- 0	0- 0	NEUTRAL	0- 0	0- 1	0- 0				
4- 7	0- 0	0- 1	NON-CONFERENCE	0- 2	0- 1	4- 3				
2- 3	0- 0	0- 0	HOME	0- 2	0- 0	2- 1				
2- 3	0- 0	0- 1	AWAY	0- 0	0- 0	2- 2				
0- 1	0- 0	0- 0	NEUTRAL	0- 0	0- 1	0- 0				
14- 4	0- 0	0- 2	CONFERENCE	0- 0	2- 0	12- 2				
6- 3	0- 0	0- 1	HOME	0- 0	1- 0	5- 2				
8- 1	0- 0	0- 1	AWAY	0- 0	1- 0	7- 0				
0- 0	0- 0	0- 0	NEUTRAL	0- 0	0- 0	0- 0				

RPI S	Opponent	Score	RPI S	Opponent	Score	RPI S	Opponent	Score	RPI S	Opponent	Score	Team's RPI: 172
42	A Bucknell	59 80	42	A Bucknell	59 80	56	H Princeton	65 89	124	A Marist	68 58	
43	A Quinnipiac	56 72	43	A Quinnipiac	56 72	75	H Georgetown	49 79	124	H Marist	70 64	
43	H Quinnipiac	60 66							128	N Boston College	61 112	
									189	A Holy Cross	61 71	
									226	A Monmouth	55 43	
									226	H Monmouth	65 50	
									228	A Saint Joseph's	56 54	
									238	H Mt. St. Mary's	85 67	
									250	H Navy	60 66	
									254	A Binghamton	62 57	
									264	A Niagara	79 64	
									267	A Siena	55 52	
									267	H Siena	77 54	
									274	A Manhattan	73 63	
									274	H Manhattan	57 60	
									277	A Vermont	49 54	
									282	H Canisius	49 62	
									295	A Fairfield	60 53	
									295	H Fairfield	62 59	
									325	A Iona	66 58	
									325	H Iona	75 64	
									329	H NJIT	67 46	
									344	A Saint Peter's	78 43	
									344	H Saint Peter's	60 38	
LAST 12 Division I GAMES:												
128	N Boston College	61 112	344	A Saint Peter's	78 43							
295	A Fairfield	60 53	325	H Iona	75 64							
267	H Siena	77 54	124	H Marist	70 64							
264	A Niagara	79 64	226	H Monmouth	65 50							
43	H Quinnipiac	60 66	43	A Quinnipiac	56 72							
274	H Manhattan	57 60	124	A Marist	68 58							

Non-Div I Games:

Rider

■ Loss,
■ Non-Conf,
■ S Site,
■ H Home
■ A Away
N Neutral

Average RPI Win:	294	WON-LOST	WINNING	LAST 10	STRENGTH OF	OPP. STRENGTH	TEAM	ADJ.	CONF.	ADJ CONF.
Average RPI Loss:	146	RECORD	PCT. RANK	GAMES	SCHEDULE	OF SCHEDULE	RPI	RPI	RPI	RPI
DIV. I ONLY	17- 10	99	0- 1	312	306	185	185	31	31	
DIV. I NON-CONF.	2- 8	293	0- 1	219	82	310	310	31	31	
TOTALS	RPI 1-25	RPI 26-50	W-L RECORDS	RPI 51-100	RPI 101-150	RPI 150+				
17- 10	0- 1	0- 1	OVERALL	0- 2	0- 1	17- 5				
10- 3	0- 0	0- 1	HOME	0- 1	0- 0	10- 1				
7- 6	0- 1	0- 0	AWAY	0- 1	0- 1	7- 3				
0- 1	0- 0	0- 0	NEUTRAL	0- 0	0- 0	0- 1				
2- 8	0- 1	0- 1	NON-CONFERENCE	0- 2	0- 1	2- 3				
2- 3	0- 0	0- 1	HOME	0- 1	0- 0	2- 1				
0- 4	0- 1	0- 0	AWAY	0- 1	0- 1	0- 1				
0- 1	0- 0	0- 0	NEUTRAL	0- 0	0- 0	0- 1				
15- 2	0- 0	0- 0	CONFERENCE	0- 0	0- 0	15- 2				
8- 0	0- 0	0- 0	HOME	0- 0	0- 0	8- 0				
7- 2	0- 0	0- 0	AWAY	0- 0	0- 0	7- 2				
0- 0	0- 0	0- 0	NEUTRAL	0- 0	0- 0	0- 0				

RPI	S	Opponent	Score	RPI	S	Opponent	Score	RPI	S	Opponent	Score	RPI	S	Opponent	Score	Team's RPI: 185
9	A	Iowa	63 92	32	H	James Madison	36 59	86	H	Kent St.	46 54	115	A	Youngstown St.	59 69	
								99	A	Loyola Marymount	53 61	192	A	Sacred Heart	45 54	
												192	H	Sacred Heart	64 46	
												212	A	Saint Francis (PA)	66 60	
												214	N	SMU	55 60	
												220	A	Bowling Green	60 61	
												238	A	Mt. St. Mary's	55 61	
												238	H	Mt. St. Mary's	70 58	
												246	A	St. Francis Brooklyn	75 56	
												246	H	St. Francis Brooklyn	74 57	
												258	H	Rhode Island	41 46	
												283	H	La Salle	67 39	
												297	A	Bryant	60 57	
												297	H	Bryant	59 56	
												313	A	Wagner	77 57	
												313	H	Wagner	69 46	
												323	A	Central Conn. St.	64 57	
												323	H	Central Conn. St.	60 40	
												337	H	Delaware St.	64 63	
												343	A	Fairleigh Dickinson	63 43	
												343	H	Fairleigh Dickinson	71 49	
												349	A	LIU Brooklyn	89 37	
												349	H	LIU Brooklyn	71 54	
LAST 12 Division I GAMES:																

Non-Div I Games: Pitt.-Johnstown 73 53

Robert Morris

■ Loss,
 ■ Non-Conf,
 ■ S Site,
 ■ H Home
 ■ A Away
 N Neutral

REGULAR SEASON THROUGH GAMES OF MARCH 9, 2019										
Average RPI Win:	137	WON-LOST	WINNING	LAST 10	STRENGTH OF	OPP. STRENGTH	TEAM	ADJ.	CONF.	ADJ CONF.
Average RPI Loss:	43	RECORD	PCT. RANK	GAMES	SCHEDULE	OF SCHEDULE	RPI	RPI	RPI	RPI
DIV. I ONLY	21- 8	57	1- 0	27	68	25	25	4	4	
DIV. I NON-CONF.	8- 3	72	1- 1	79	130	55	55	6	6	

TOTALS	RPI 1-25		RPI 26-50		W-L RECORDS		RPI 51-100		RPI 101-150	RPI 150+
21- 8	1- 4		3- 1		OVERALL		6- 3		4- 0	7- 0
13- 2	0- 1		2- 0		HOME		3- 1		3- 0	5- 0
7- 4	1- 1		1- 1		AWAY		3- 2		1- 0	1- 0
1- 2	0- 2		0- 0		NEUTRAL		0- 0		0- 0	1- 0
8- 3	0- 2		0- 0		NON-CONFERENCE		2- 1		1- 0	5- 0
6- 0	0- 0		0- 0		HOME		1- 0		1- 0	4- 0
1- 1	0- 0		0- 0		AWAY		1- 1		0- 0	0- 0
1- 2	0- 2		0- 0		NEUTRAL		0- 0		0- 0	1- 0
13- 5	1- 2		3- 1		CONFERENCE		4- 2		3- 0	2- 0
7- 2	0- 1		2- 0		HOME		2- 1		2- 0	1- 0
6- 3	1- 1		1- 1		AWAY		2- 1		1- 0	1- 0
0- 0	0- 0		0- 0		NEUTRAL		0- 0		0- 0	0- 0

RPI	S	Opponent	Score	RPI	S	Opponent	Score	RPI	S	Opponent	Score	RPI	S	Opponent	Score
9	A	Iowa	66 72	40	H	Michigan St.	76 62	60	A	Virginia Tech	51 67	106	H	Northwestern	45 41
13	N	Gonzaga	40 57	45	A	Michigan	76 86	69	H	LSU	57 43	137	H	Stony Brook	61 47
14	A	Maryland	73 65	49	A	Indiana	69 61	83	A	Nebraska	62 56	142	A	Penn St.	69 61
14	H	Maryland	48 62	49	H	Indiana	69 64	84	A	Ohio St.	66 56	142	H	Penn St.	74 61
22	N	Drake	59 69					84	H	Ohio St.	39 59	187	H	Wisconsin	73 53
								85	A	Harvard	60 49	212	H	Saint Francis (PA)	96 52
								87	H	Purdue	65 63	217	A	Illinois	71 60
								97	A	Minnesota	46 60	230	N	ETSU	68 44
								97	H	Minnesota	60 54	242	H	Albany (NY)	65 39
												287	H	Brown	73 52
												323	H	Central Conn. St.	73 44
LAST 12 Division I GAMES:															
230	N	ETSU	68 44	49	A	Indiana	69 61								
13	N	Gonzaga	40 57	84	H	Ohio St.	39 59								
84	A	Ohio St.	66 56	14	H	Maryland	48 62								
97	H	Minnesota	60 54	97	A	Minnesota	46 60								
187	H	Wisconsin	73 53	49	H	Indiana	69 64								
45	A	Michigan	76 86	142	A	Penn St.	69 61								

Non-Div I Games:

Rutgers

■ Loss,
■ Non-Conf, S Site,
■ Home
■ Away
N Neutral

SFA										
Average RPI Win:	232	WON-LOST	WINNING	LAST 10	STRENGTH OF	OPP. STRENGTH	TEAM	ADJ.	CONF.	ADJ CONF.
Average RPI Loss:	103	RECORD	PCT. RANK	GAMES	SCHEDULE	OF SCHEDULE	RPI	RPI	RPI	RPI
DIV. I ONLY	21- 5	22	0- 1	224	257	66	66	25	25	
DIV. I NON-CONF.	6- 3	91	0- 1	96	170	68	68	23	23	
TOTALS	RPI 1-25	RPI 26-50	W-L RECORDS	RPI 51-100	RPI 101-150	RPI 150+				
21- 5	0- 1	1- 2	OVERALL	0- 0	4- 1	16- 1				
13- 0	0- 0	1- 0	HOME	0- 0	3- 0	9- 0				
7- 5	0- 1	0- 2	AWAY	0- 0	1- 1	6- 1				
1- 0	0- 0	0- 0	NEUTRAL	0- 0	0- 0	1- 0				
6- 3	0- 1	0- 1	NON-CONFERENCE	0- 0	2- 1	4- 0				
5- 0	0- 0	0- 0	HOME	0- 0	2- 0	3- 0				
0- 3	0- 1	0- 1	AWAY	0- 0	0- 1	0- 0				
1- 0	0- 0	0- 0	NEUTRAL	0- 0	0- 0	1- 0				
15- 2	0- 0	1- 1	CONFERENCE	0- 0	2- 0	12- 1				
8- 0	0- 0	1- 0	HOME	0- 0	1- 0	6- 0				
7- 2	0- 0	0- 1	AWAY	0- 0	1- 0	6- 1				
0- 0	0- 0	0- 0	NEUTRAL	0- 0	0- 0	0- 0				

RPI 1-25				RPI 26-50				RPI 51-100				Team's RPI: 66	RPI 101+			
RPI	S	Opponent	Score	RPI	S	Opponent	Score	RPI	S	Opponent	Score		RPI	S	Opponent	Score
18	A	Miami (FL)	60 81	48	A	Lamar University	46 62						122	H	Yale	67 57
				48	H	Lamar University	70 58						140	A	Abilene Christian	71 55
				50	A	New Mexico	33 74						140	H	Abilene Christian	65 48
													141	H	Montana St.	60 53
													144	A	Texas Tech	69 77
													162	H	Nicholls St.	70 62
													166	H	Tulsa	76 34
													174	A	Sam Houston St.	78 68
													197	N	Hampton	70 68
													207	H	Texas Southern	74 55
													255	A	A&M-Corpus Christi	44 46
													280	A	Central Ark.	59 53
													280	H	Central Ark.	79 43
													286	H	New Orleans	97 38
													303	H	Morgan St.	69 42
													310	A	Incarinate Word	66 56
													310	H	Incarinate Word	65 48
													318	A	McNeese	97 48
													319	A	Northwestern St.	87 67
													319	H	Northwestern St.	84 56
													321	A	Southeastern La.	62 51
													334	H	Houston Baptist	65 53
LAST 12 Division I GAMES:																
50	A	New Mexico	33 74	255	A	A&M-Corpus Christi	44 46									
122	H	Yale	67 57	319	A	Northwestern St.	87 67									
140	H	Abilene Christian	65 48	318	A	McNeese	97 48									
48	A	Lamar University	46 62	48	H	Lamar University	70 58									
280	H	Central Ark.	79 43	334	H	Houston Baptist	65 53									
310	H	Incarinate Word	65 48	174	A	Sam Houston St.	78 68									

Non-Div I Games: Wiley 97 38 Cameron 86 59 Our Lady of the Lak93 77

SFA

Loss, Non-Conf, S Site, H Home A Away N Neutral

SIUE				STRENGTH OF SCHEDULE	OPP. STRENGTH OF SCHEDULE	TEAM RPI	ADJ. RPI	CONF. RPI	ADJ CONF. RPI
Average RPI Win:	273	WON-LOST RECORD	WINNING PCT. RANK						
Average RPI Loss:	172		LAST 10 GAMES						
DIV. I ONLY	12- 16	212	0- 1	282	281	237	237	22	22
DIV. I NON-CONF.	4- 6	212	0- 0	311	255	234	234	22	22

TOTALS	RPI 1-25	RPI 26-50	W-L RECORDS	RPI 51-100	RPI 101-150	RPI 150+			
12- 16	0- 0	0- 1	OVERALL	0- 2	0- 3	12- 10			
6- 4	0- 0	0- 0	HOME	0- 0	0- 2	6- 2			
6- 11	0- 0	0- 1	AWAY	0- 1	0- 1	6- 8			
0- 1	0- 0	0- 0	NEUTRAL	0- 1	0- 0	0- 0			
4- 6	0- 0	0- 1	NON-CONFERENCE	0- 1	0- 0	4- 4			
1- 0	0- 0	0- 0	HOME	0- 0	0- 0	1- 0			
3- 5	0- 0	0- 1	AWAY	0- 0	0- 0	3- 4			
0- 1	0- 0	0- 0	NEUTRAL	0- 1	0- 0	0- 0			
8- 10	0- 0	0- 0	CONFERENCE	0- 1	0- 3	8- 6			
5- 4	0- 0	0- 0	HOME	0- 0	0- 2	5- 2			
3- 6	0- 0	0- 0	AWAY	0- 1	0- 1	3- 4			
0- 0	0- 0	0- 0	NEUTRAL	0- 0	0- 0	0- 0			

RPI 1-25			RPI 26-50			RPI 51-100			RPI 101+ Team's RPI: 237		
RPI	S	Opponent	Score	RPI	S	Opponent	Score	RPI	S	Opponent	Score
28	A	Missouri	36 59	57	A	Belmont	54 87	120	A	UT Martin	55 68
				65	N	Missouri St.	65 68	120	H	UT Martin	48 75
								126	H	Morehead St.	67 73
								154	A	Tennessee Tech	55 79
								154	H	Tennessee Tech	63 61
								160	H	Illinois St.	68 61
								178	A	Saint Louis	56 63
								211	A	Jacksonville St.	51 47
								211	H	Jacksonville St.	61 68
								217	A	Illinois	57 74
								235	A	UMKC	75 80
								239	A	Southeast Mo. St.	58 63
								239	H	Southeast Mo. St.	52 62
								244	A	Loyola Chicago	43 56
								257	A	Austin Peay	65 77
								257	H	Austin Peay	69 68
								260	A	Murray St.	75 81
								260	H	Murray St.	71 54
								292	A	Eastern Ill.	65 56
								292	H	Eastern Ill.	78 62
								301	A	Tennessee St.	66 55
								328	A	Evansville	54 45
								332	H	Eastern Ky.	74 55
								335	A	Purdue Fort Wayne	57 49
								350	A	Chicago St.	82 66
LAST 12 Division I GAMES:											
211	H	Jacksonville St.	61 68	260	A	Murray St.	75 81				
154	H	Tennessee Tech	63 61	257	A	Austin Peay	65 77				
57	A	Belmont	54 87	332	H	Eastern Ky.	74 55				
301	A	Tennessee St.	66 55	126	H	Morehead St.	67 73				
120	H	UT Martin	48 75	120	A	UT Martin	55 68				
292	H	Eastern Ill.	78 62	239	A	Southeast Mo. St.	58 63				

Non-Div I Games: McKendree 64 63

SIUE

■ Loss,
 ■ Non-Conf,
 ■ S Site,
 ■ Home
 ■ A Away
 N Neutral

SMU										
Average RPI Win:	221	WON-LOST	WINNING	LAST 10	STRENGTH OF	OPP. STRENGTH	TEAM	ADJ.	CONF.	ADJ CONF.
Average RPI Loss:	121	RECORD	PCT. RANK	GAMES	SCHEDULE	OF SCHEDULE	RPI	RPI	RPI	RPI
DIV. I ONLY	11- 18	241	1- 0	115	127	214	214	9	9	
DIV. I NON-CONF.	6- 7	172	1- 0	184	265	224	224	8	8	

TOTALS	RPI 1-25	RPI 26-50	W-L RECORDS	RPI 51-100	RPI 101-150	RPI 150+				
11- 18	0- 3	0- 1	OVERALL	0- 5	1- 2	10- 7				
8- 8	0- 1	0- 0	HOME	0- 2	1- 1	7- 4				
1- 10	0- 2	0- 1	AWAY	0- 3	0- 1	1- 3				
2- 0	0- 0	0- 0	NEUTRAL	0- 0	0- 0	2- 0				
6- 7	0- 0	0- 1	NON-CONFERENCE	0- 2	0- 2	6- 2				
4- 4	0- 0	0- 0	HOME	0- 1	0- 1	4- 2				
0- 3	0- 0	0- 1	AWAY	0- 1	0- 1	0- 0				
2- 0	0- 0	0- 0	NEUTRAL	0- 0	0- 0	2- 0				
5- 11	0- 3	0- 0	CONFERENCE	0- 3	1- 0	4- 5				
4- 4	0- 1	0- 0	HOME	0- 1	1- 0	3- 2				
1- 7	0- 2	0- 0	AWAY	0- 2	0- 0	1- 3				
0- 0	0- 0	0- 0	NEUTRAL	0- 0	0- 0	0- 0				

RPI 1-25				RPI 26-50				RPI 51-100				RPI 101+ Team's RPI: 214			
RPI	S	Opponent	Score	RPI	S	Opponent	Score	RPI	S	Opponent	Score	RPI	S	Opponent	Score
6	A	UConn	39 79	30	A	Rice	52 66	51	A	TCU	63 65	107	A	Northern Colo.	57 58
15	A	UCF	43 55					72	A	Cincinnati	57 69	127	H	South Fla.	46 44
15	H	UCF	54 66					78	H	UT Arlington	41 66	145	H	Oklahoma	61 77
								98	A	Houston	68 69	151	H	Alabama	61 62
								98	H	Houston	61 72	155	H	Temple	53 52
												165	A	Tulane	64 60
												165	H	Tulane	43 61
												166	A	Tulsa	35 49
												179	H	North Texas	73 66
												185	N	Robert Morris	60 55
												206	A	East Carolina	61 67
												206	H	East Carolina	54 64
												232	H	Memphis	71 48
												243	N	Northern Ariz.	55 48
												251	A	Wichita St.	42 53
												251	H	Wichita St.	78 50
												265	H	CSU Bakersfield	49 43
												302	H	La.-Monroe	49 38
												321	H	Southeastern La.	62 63
												326	H	Mississippi Val.	62 47
LAST 12 Division I GAMES:															
243	N	Northern Ariz.	55 48	206	H	East Carolina	54 64	15	H	UCF	54 66				
206	A	East Carolina	61 67	166	A	Tulsa	35 49	98	A	Houston	68 69				
232	H	Memphis	71 48	127	H	South Fla.	46 44	6	A	UConn	39 79				
165	A	Tulane	64 60												
155	H	Temple	53 52												
251	A	Wichita St.	42 53												

Non-Div I Games:

SMU

■ Loss,
 ■ Non-Conf,
 ■ S Site,
 ■ Home
 ■ A Away
 N Neutral

Average RPI Win:	263	WON-LOST	WINNING	LAST 10	STRENGTH OF	OPP. STRENGTH	TEAM	ADJ.	CONF.	ADJ CONF.
Average RPI Loss:	130	RECORD	PCT. RANK	GAMES	SCHEDULE	OF SCHEDULE	RPI	RPI	RPI	RPI
DIV. I ONLY	9- 16	250	1- 0	192	194	256	256	16	16	
DIV. I NON-CONF.	3- 4	199	1- 0	180	248	222	222	13	13	
TOTALS	RPI 1-25	RPI 26-50	W-L RECORDS	RPI 51-100	RPI 101-150	RPI 150+				
9- 16	0- 0	0- 1	OVERALL	0- 3	0- 8	9- 4				
4- 9	0- 0	0- 0	HOME	0- 2	0- 4	4- 3				
3- 6	0- 0	0- 1	AWAY	0- 1	0- 3	3- 1				
2- 1	0- 0	0- 0	NEUTRAL	0- 0	0- 1	2- 0				
3- 4	0- 0	0- 1	NON-CONFERENCE	0- 1	0- 1	3- 1				
1- 2	0- 0	0- 0	HOME	0- 1	0- 0	1- 1				
0- 1	0- 0	0- 1	AWAY	0- 0	0- 0	0- 0				
2- 1	0- 0	0- 0	NEUTRAL	0- 0	0- 1	2- 0				
6- 12	0- 0	0- 0	CONFERENCE	0- 2	0- 7	6- 3				
3- 7	0- 0	0- 0	HOME	0- 1	0- 4	3- 2				
3- 5	0- 0	0- 0	AWAY	0- 1	0- 3	3- 1				
0- 0	0- 0	0- 0	NEUTRAL	0- 0	0- 0	0- 0				

RPI S	Opponent	Score	RPI S	Opponent	Score	RPI S	Opponent	Score	RPI S	Opponent	Score	Team's RPI: 256
50	A New Mexico	53 85	68	A Idaho	66 104	105	N Pepperdine	97 113				
			68	H Idaho	65 69	107	A Northern Colo.	69 82				
			88	H UC Davis	60 109	107	H Northern Colo.	61 71				
						111	A Idaho St.	43 73				
						111	H Idaho St.	42 56				
						133	A Portland St.	58 74				
						133	H Portland St.	57 75				
						141	H Montana St.	53 69				
						180	A Eastern Wash.	73 70				
						180	H Eastern Wash.	62 71				
						188	H Montana	86 88				
						197	N Hampton	65 61				
						217	N Illinois	109 107				
						243	A Northern Ariz.	69 71				
						243	H Northern Ariz.	65 61				
						253	H San Francisco	75 86				
						284	A Southern Utah	75 69				
						284	H Southern Utah	77 76				
						317	H Cal Poly	88 85				
						322	A Weber St.	78 69				
						322	H Weber St.	77 62				
LAST 12 Division I GAMES:												
197	N Hampton	65 61	284	A Southern Utah	75 69							
68	H Idaho	65 69	107	H Northern Colo.	61 71							
180	H Eastern Wash.	62 71	133	A Portland St.	58 74							
133	H Portland St.	57 75	322	H Weber St.	77 62							
322	A Weber St.	78 69	111	H Idaho St.	42 56							
243	A Northern Ariz.	69 71	180	A Eastern Wash.	73 70							

Non-Div I Games: Antelope Valley 86 80

Sacramento St.

[illegible]

Non-Div I Games:

RPI	S	Opponent	Score
349	H	LIU Brooklyn	75 53

Sacred Heart

Average RPI Win:	282	WON-LOST	WINNING	LAST 10	STRENGTH OF	OPP. STRENGTH	TEAM	ADJ.	CONF.	ADJ CONF.
Average RPI Loss:	165	RECORD	PCT. RANK	GAMES	SCHEDULE	OF SCHEDULE	RPI	RPI	RPI	RPI
DIV. I ONLY	13- 15	197	0- 1	216	307	212	212	31	31	
DIV. I NON-CONF.	2- 9	297	0- 1	32	95	198	198	31	31	
TOTALS	RPI 1-25	RPI 26-50	W-L RECORDS	RPI 51-100	RPI 101-150	RPI 150+				
13- 15	0- 2	0- 1	OVERALL	0- 1	1- 3	12- 8				
8- 4	0- 0	0- 0	HOME	0- 1	1- 1	7- 2				
5- 9	0- 2	0- 0	AWAY	0- 0	0- 2	5- 5				
0- 2	0- 0	0- 1	NEUTRAL	0- 0	0- 0	0- 1				
2- 9	0- 2	0- 1	NON-CONFERENCE	0- 1	1- 3	1- 2				
1- 2	0- 0	0- 0	HOME	0- 1	1- 1	0- 0				
1- 5	0- 2	0- 0	AWAY	0- 0	0- 2	1- 1				
0- 2	0- 0	0- 1	NEUTRAL	0- 0	0- 0	0- 1				
11- 6	0- 0	0- 0	CONFERENCE	0- 0	0- 0	11- 6				
7- 2	0- 0	0- 0	HOME	0- 0	0- 0	7- 2				
4- 4	0- 0	0- 0	AWAY	0- 0	0- 0	4- 4				
0- 0	0- 0	0- 0	NEUTRAL	0- 0	0- 0	0- 0				

RPI 1-25				RPI 26-50				RPI 51-100				RPI 101+ Team's RPI: 212			
RPI	S	Opponent	Score	RPI	S	Opponent	Score	RPI	S	Opponent	Score	RPI	S	Opponent	Score
2	A	Baylor	58 116	47	N	Boise St.	64 78	58	H	FGCU	69 83	115	A	Youngstown St.	56 80
25	A	Rutgers	52 96									123	A	Pittsburgh	75 78
												126	H	Morehead St.	89 83
												136	H	Duquesne	73 93
												185	H	Robert Morris	60 66
												188	N	Montana	77 79
												192	A	Sacred Heart	51 77
												192	H	Sacred Heart	85 68
												193	A	Liberty	53 82
												238	A	Mt. St. Mary's	83 72
												238	H	Mt. St. Mary's	68 66
												246	A	St. Francis Brooklyn	65 78
												246	H	St. Francis Brooklyn	86 84
												297	A	Bryant	63 66
												297	H	Bryant	78 66
												313	A	Wagner	67 58
												313	H	Wagner	107 70
												323	A	Central Conn. St.	62 73
												323	H	Central Conn. St.	83 68
												339	A	Longwood	91 88
												343	A	Fairleigh Dickinson	77 65
												343	H	Fairleigh Dickinson	75 64
												349	A	LIU Brooklyn	80 66
												349	H	LIU Brooklyn	69 75
LAST 12 Division I GAMES:															
				188	N	Montana	77 79					343	A	Fairleigh Dickinson	77 65
				313	A	Wagner	67 58					297	H	Bryant	78 66
				192	A	Sacred Heart	51 77					323	H	Central Conn. St.	83 68
				246	H	St. Francis Brooklyn	86 84					238	A	Mt. St. Mary's	83 72
				349	H	LIU Brooklyn	69 75					313	H	Wagner	107 70
				185	H	Robert Morris	60 66					192	H	Sacred Heart	85 68

Non-Div I Games: Seton Hill 86 74

Saint Francis (PA)

■ Loss,
 ■ Non-Conf,
 ■ S Site,
 ■ Home
 ■ A Away
 N Neutral

Saint Joseph's

Through Games Of March 6, 2019

Average RPI Win:	237	WON-LOST	WINNING	LAST 10	STRENGTH OF	OPP. STRENGTH	TEAM	ADJ.	CONF.	ADJ CONF.
Average RPI Loss:	134	RECORD	PCT. RANK	GAMES	SCHEDULE	OF SCHEDULE	RPI	RPI	RPI	RPI
DIV. I ONLY	12- 18	230	1- 0	177	159	228	228	17	17	
DIV. I NON-CONF.	4- 9	252	0- 0	132	165	244	244	16	16	
TOTALS	RPI 1-25	RPI 26-50	W-L RECORDS	RPI 51-100	RPI 101-150	RPI 150+				
12- 18	0- 0	0- 2	OVERALL	0- 4	1- 6	11- 6				
8- 9	0- 0	0- 2	HOME	0- 1	1- 3	7- 3				
4- 9	0- 0	0- 0	AWAY	0- 3	0- 3	4- 3				
0- 0	0- 0	0- 0	NEUTRAL	0- 0	0- 0	0- 0				
4- 9	0- 0	0- 2	NON-CONFERENCE	0- 2	0- 2	4- 3				
3- 5	0- 0	0- 2	HOME	0- 0	0- 1	3- 2				
1- 4	0- 0	0- 0	AWAY	0- 2	0- 1	1- 1				
0- 0	0- 0	0- 0	NEUTRAL	0- 0	0- 0	0- 0				
8- 9	0- 0	0- 0	CONFERENCE	0- 2	1- 4	7- 3				
5- 4	0- 0	0- 0	HOME	0- 1	1- 2	4- 1				
3- 5	0- 0	0- 0	AWAY	0- 1	0- 2	3- 2				
0- 0	0- 0	0- 0	NEUTRAL	0- 0	0- 0	0- 0				

RPI S	Opponent	Score	RPI S	Opponent	Score	RPI S	Opponent	Score	RPI S	Opponent	Score	Team's RPI: 228
43	H Villanova	35 47	46	H Auburn	70 81	61	A Penn	45 65	102	H Fordham	41 51	
						79	A Drexel	34 51	111	H Towson	52 73	
						94	A VCU	40 59	117	A Dayton	65 72	
						94	H VCU	47 65	136	A Duquesne	73 81	
									136	H Duquesne	56 67	
									139	A Delaware	39 48	
									149	H Davidson	66 54	
									155	H Temple	52 58	
									172	H Rider	54 56	
									178	H Saint Louis	49 62	
									192	A Sacred Heart	61 44	
									203	H Massachusetts	55 54	
									214	A George Washington	41 38	
									214	H George Washington	61 49	
									223	A George Mason	59 68	
									247	H Columbia	68 61	
									250	A Navy	48 49	
									258	A Rhode Island	55 48	
									261	H St. Bonaventure	66 41	
									264	H Niagara	68 54	
									273	A Richmond	45 46	
									276	H Loyola Maryland	49 46	
									283	A La Salle	64 63	
									283	H La Salle	60 57	
LAST 12 Division I GAMES:												
214	H George Washington	61 49	283	A La Salle	64 63							
276	H Loyola Maryland	49 46	203	H Massachusetts	55 54							
102	H Fordham	41 51	214	A George Washington	41 38							
223	A George Mason	59 68	149	H Davidson	66 54							
258	A Rhode Island	55 48	94	H VCU	47 65							
136	H Duquesne	56 67	117	A Dayton	65 72							

Non-Div I Games:

Saint Joseph's

■ Loss,
 ■ Non-Conf,
 ■ S Site,
 ■ Home
 ■ A Away
 N Neutral

Saint Louis

Through Games Of March 6, 2019

Average RPI Win:	215	WON-LOST	WINNING	LAST 10	STRENGTH OF	OPP. STRENGTH	TEAM	ADJ.	CONF.	ADJ CONF.
Average RPI Loss:	131	RECORD	PCT. RANK	GAMES	SCHEDULE	OF SCHEDULE	RPI	RPI	RPI	RPI
DIV. I ONLY	15- 15	172	1- 0	187	124	178	178	17	17	
DIV. I NON-CONF.	5- 8	224	0- 0	220	48	220	220	16	16	
TOTALS	RPI 1-25	RPI 26-50	W-L RECORDS	RPI 51-100	RPI 101-150	RPI 150+				
15- 15	0- 1	0- 1	OVERALL	2- 2	2- 5	11- 6				
9- 6	0- 1	0- 1	HOME	1- 1	1- 1	7- 2				
6- 7	0- 0	0- 0	AWAY	1- 1	1- 3	4- 3				
0- 2	0- 0	0- 0	NEUTRAL	0- 0	0- 1	0- 1				
5- 8	0- 1	0- 1	NON-CONFERENCE	1- 1	0- 1	4- 4				
2- 4	0- 1	0- 1	HOME	0- 1	0- 0	2- 1				
3- 2	0- 0	0- 0	AWAY	1- 0	0- 0	2- 2				
0- 2	0- 0	0- 0	NEUTRAL	0- 0	0- 1	0- 1				
10- 7	0- 0	0- 0	CONFERENCE	1- 1	2- 4	7- 2				
7- 2	0- 0	0- 0	HOME	1- 0	1- 1	5- 1				
3- 5	0- 0	0- 0	AWAY	0- 1	1- 3	2- 1				
0- 0	0- 0	0- 0	NEUTRAL	0- 0	0- 0	0- 0				

RPI 1-25				RPI 26-50				RPI 51-100				RPI 101+ Team's RPI: 178			
RPI	S	Opponent	Score	RPI	S	Opponent	Score	RPI	S	Opponent	Score	RPI	S	Opponent	Score
6	H	UConn	42 98	28	H	Missouri	62 74	72	H	Cincinnati	50 51	102	A	Fordham	51 54
								90	A	Virginia	67 65	102	H	Fordham	53 56
								94	A	VCU	47 57	117	A	Dayton	57 73
								94	H	VCU	76 60	117	H	Dayton	68 65
												122	N	Yale	52 58
												136	A	Duquesne	67 63
												149	A	Davidson	57 60
												159	H	Southern Ill.	62 58
												160	A	Illinois St.	67 72
												166	A	Tulsa	75 86
												167	N	Chattanooga	61 71
												203	A	Massachusetts	66 70
												213	H	Indiana St.	56 60
												214	H	George Washington	60 44
												223	H	George Mason	60 53
												228	A	Saint Joseph's	62 49
												237	H	SIUE	63 56
												258	H	Rhode Island	56 68
												261	A	St. Bonaventure	62 45
												273	H	Richmond	58 49
												273	H	Richmond	78 48
												283	H	La Salle	69 58
												305	A	Fla. Atlantic	93 61
												332	A	Eastern Ky.	70 43
LAST 12 Division I GAMES:															
273	H	Richmond	58 49	136	A	Duquesne	67 63								
305	A	Fla. Atlantic	93 61	283	H	La Salle	69 58								
117	A	Dayton	57 73	102	A	Fordham	51 54								
94	H	VCU	76 60	214	H	George Washington	60 44								
149	A	Davidson	57 60	223	H	George Mason	60 53								
273	H	Richmond	78 48	94	A	VCU	47 57								

Non-Div I Games:

Saint Louis

■ Loss,
 ■ Non-Conf,
 ■ S Site,
 ■ H Home
 ■ A Away
 N Neutral

Saint Mary's (CA)

Through Games Of March 6, 2019

Average RPI Win:	175	WON-LOST	WINNING	LAST 10	STRENGTH OF	OPP. STRENGTH	TEAM	ADJ.	CONF.	ADJ CONF.
Average RPI Loss:	51	RECORD	PCT. RANK	GAMES	SCHEDULE	OF SCHEDULE	RPI	RPI	RPI	RPI
DIV. I ONLY	19- 10	91	1- 0	61	82	53	53	7	7	
DIV. I NON-CONF.	7- 4	108	1- 0	58	55	53	53	7	7	
<hr/>										
TOTALS	RPI 1-25	RPI 26-50	W-L RECORDS	RPI 51-100	RPI 101-150	RPI 150+				
19- 10	0- 4	1- 2	OVERALL	4- 3	2- 1	12- 0				
9- 4	0- 2	0- 2	HOME	3- 0	1- 0	5- 0				
8- 6	0- 2	1- 0	AWAY	0- 3	1- 1	6- 0				
2- 0	0- 0	0- 0	NEUTRAL	1- 0	0- 0	1- 0				
7- 4	0- 2	0- 1	NON-CONFERENCE	2- 1	1- 0	4- 0				
2- 2	0- 1	0- 1	HOME	1- 0	0- 0	1- 0				
3- 2	0- 1	0- 0	AWAY	0- 1	1- 0	2- 0				
2- 0	0- 0	0- 0	NEUTRAL	1- 0	0- 0	1- 0				
12- 6	0- 2	1- 1	CONFERENCE	2- 2	1- 1	8- 0				
7- 2	0- 1	0- 1	HOME	2- 0	1- 0	4- 0				
5- 4	0- 1	1- 0	AWAY	0- 2	0- 1	4- 0				
0- 0	0- 0	0- 0	NEUTRAL	0- 0	0- 0	0- 0				

RPI 1-25				RPI 26-50				RPI 51-100 Team's RPI: 53				RPI 101+			
RPI	S	Opponent	Score	RPI	S	Opponent	Score	RPI	S	Opponent	Score	RPI	S	Opponent	Score
5	H	Oregon	55 79	34	A	BYU	78 75	64	H	Wyoming	90 84	105	A	Pepperdine	72 77
13	A	Gonzaga	62 74	34	H	BYU	73 74	88	A	UC Davis	74 76	105	H	Pepperdine	79 68
13	H	Gonzaga	52 66	39	H	California	78 81	93	A	Pacific	67 76	150	A	Washington St.	70 64
19	A	Oregon St.	56 89					93	H	Pacific	75 62	161	N	Texas St.	89 62
								95	N	Old Dominion	83 65	163	A	Santa Clara	83 59
								99	A	Loyola Marymount	56 69	163	H	Santa Clara	81 68
								99	H	Loyola Marymount	86 62	176	A	Portland	98 91
												176	H	Portland	113 85
												191	H	Milwaukee	73 71
												253	A	San Francisco	80 65
												253	H	San Francisco	88 63
												269	A	San Diego	80 49
												269	H	San Diego	74 60
												296	A	UC Santa Barbara	80 55
												317	A	Cal Poly	69 51
<hr/>															
LAST 12 Division I GAMES:															
				95	N	Old Dominion	83 65	269	A	San Diego	80 49				
				93	H	Pacific	75 62	34	A	BYU	78 75				
				105	A	Pepperdine	72 77	13	H	Gonzaga	52 66				
				99	A	Loyola Marymount	56 69	176	H	Portland	113 85				
				253	H	San Francisco	88 63	99	H	Loyola Marymount	86 62				
				163	H	Santa Clara	81 68	105	H	Pepperdine	79 68				

Non-Div I Games:

Saint Mary's (CA)

■ Loss,
 ■ Non-Conf,
 ■ S Site,
 ■ Home
 ■ Away
 N Neutral

Saint Peter's

Through Games Of March 6, 2019

Average RPI Win:	327	WON-LOST	WINNING	LAST 10	STRENGTH OF	OPP. STRENGTH	TEAM	ADJ.	CONF.	ADJ CONF.
Average RPI Loss:	230	RECORD	PCT. RANK	GAMES	SCHEDULE	OF SCHEDULE	RPI	RPI	RPI	RPI
DIV. I ONLY	6- 23	314	0- 1	348	309	344	344	26	26	
DIV. I NON-CONF.	5- 6	177	0- 0	341	344	307	307	27	27	
TOTALS	RPI 1-25	RPI 26-50	W-L RECORDS	RPI 51-100	RPI 101-150	RPI 150+				
6- 23	0- 0	0- 1	OVERALL	0- 0	0- 4	6- 18				
4- 10	0- 0	0- 0	HOME	0- 0	0- 1	4- 9				
2- 13	0- 0	0- 1	AWAY	0- 0	0- 3	2- 9				
0- 0	0- 0	0- 0	NEUTRAL	0- 0	0- 0	0- 0				
5- 6	0- 0	0- 0	NON-CONFERENCE	0- 0	0- 3	5- 3				
4- 1	0- 0	0- 0	HOME	0- 0	0- 0	4- 1				
1- 5	0- 0	0- 0	AWAY	0- 0	0- 3	1- 2				
0- 0	0- 0	0- 0	NEUTRAL	0- 0	0- 0	0- 0				
1- 17	0- 0	0- 1	CONFERENCE	0- 0	0- 1	1- 15				
0- 9	0- 0	0- 0	HOME	0- 0	0- 1	0- 8				
1- 8	0- 0	0- 1	AWAY	0- 0	0- 0	1- 7				
0- 0	0- 0	0- 0	NEUTRAL	0- 0	0- 0	0- 0				

RPI 1-25			RPI 26-50			RPI 51-100			RPI 101+ Team's RPI: 344		
RPI	S	Opponent	Score	RPI	S	Opponent	Score	RPI	S	Opponent	Score
				43	A	Quinnipiac	45 90	122	A	Yale	56 72
								124	H	Marist	42 62
								128	A	Boston College	57 89
								129	A	Seton Hall	47 90
								172	A	Rider	38 60
								172	H	Rider	43 78
								226	A	Monmouth	50 70
								226	H	Monmouth	59 76
								246	A	St. Francis Brooklyn	70 74
								259	H	Cal St. Fullerton	45 69
								264	A	Niagara	57 81
								264	H	Niagara	66 75
								267	A	Siena	46 50
								267	H	Siena	57 84
								274	A	Manhattan	46 62
								274	H	Manhattan	44 62
								282	A	Canisius	59 78
								282	H	Canisius	62 75
								295	A	Fairfield	68 65
								295	H	Fairfield	61 69
								313	H	Wagner	69 57
								320	A	UMass Lowell	57 59
								325	A	Iona	57 61
								325	H	Iona	53 58
								329	H	NJIT	70 57
								330	A	Lafayette	62 60
LAST 12 Division I GAMES:											
226	H	Monmouth	59 76	172	H	Rider	43 78				
325	H	Iona	53 58	274	H	Manhattan	44 62				
274	A	Manhattan	46 62	282	A	Canisius	59 78				
295	H	Fairfield	61 69	264	A	Niagara	57 81				
226	A	Monmouth	50 70	267	A	Siena	46 50				
325	A	Iona	57 61	124	H	Marist	42 62				

Non-Div I Games:

Saint Peter's

■ Loss,
 ■ Non-Conf,
 ■ S Site,
 ■ H Home
 ■ A Away
 N Neutral

RPI	S	Opponent	Score	
343	H	Fairleigh Dickinson	75	58
349	H	LIU Brooklyn	86	59

Saint Peter's

Sam Houston St.

Through Games Of March 6, 2019

Average RPI Win:	279	WON-LOST	WINNING	LAST 10	STRENGTH OF	OPP. STRENGTH	TEAM	ADJ.	CONF.	ADJ CONF.
Average RPI Loss:	123	RECORD	PCT. RANK	GAMES	SCHEDULE	OF SCHEDULE	RPI	RPI	RPI	RPI
DIV. I ONLY	13- 11	151	1- 0	229	271	174	174	25	25	
DIV. I NON-CONF.	2- 5	264	0- 0	118	156	178	178	23	23	
TOTALS	RPI 1-25	RPI 26-50	W-L RECORDS	RPI 51-100	RPI 101-150	RPI 150+				
13- 11	0- 0	0- 2	OVERALL	0- 4	1- 1	12- 4				
6- 4	0- 0	0- 1	HOME	0- 1	0- 1	6- 1				
7- 6	0- 0	0- 1	AWAY	0- 2	1- 0	6- 3				
0- 1	0- 0	0- 0	NEUTRAL	0- 1	0- 0	0- 0				
2- 5	0- 0	0- 0	NON-CONFERENCE	0- 3	0- 0	2- 2				
0- 1	0- 0	0- 0	HOME	0- 0	0- 0	0- 1				
2- 3	0- 0	0- 0	AWAY	0- 2	0- 0	2- 1				
0- 1	0- 0	0- 0	NEUTRAL	0- 1	0- 0	0- 0				
11- 6	0- 0	0- 2	CONFERENCE	0- 1	1- 1	10- 2				
6- 3	0- 0	0- 1	HOME	0- 1	0- 1	6- 0				
5- 3	0- 0	0- 1	AWAY	0- 0	1- 0	4- 2				
0- 0	0- 0	0- 0	NEUTRAL	0- 0	0- 0	0- 0				

RPI S	Opponent	Score	RPI S	Opponent	Score	RPI S	Opponent	Score	RPI S	Opponent	Score	Team's RPI: 174
48	A Lamar University	76 81	48	H Lamar University	72 83	51	A TCU	59 72	140	A Abilene Christian	72 63	
						66	H SFA	68 78	140	H Abilene Christian	79 91	
						69	A LSU	52 66	162	A Nicholls St.	81 84	
						92	N Troy	79 84	169	H Oral Roberts	62 73	
									186	A Southern Miss.	65 61	
									251	A Wichita St.	55 63	
									255	A A&M-Corpus Christi	61 76	
									255	H A&M-Corpus Christi	61 59	
									262	A Louisiana	68 62	
									280	A Central Ark.	71 59	
									280	H Central Ark.	66 62	
									286	H New Orleans	86 62	
									310	A Incarnate Word	76 56	
									318	A McNeese	93 80	
									319	H Northwestern St.	66 55	
									321	H Southeastern La.	94 63	
									334	A Houston Baptist	74 63	
									334	H Houston Baptist	83 64	
LAST 12 Division I GAMES:												
280	A Central Ark.	71 59	140	A Abilene Christian	72 63							
286	H New Orleans	86 62	318	A McNeese	93 80							
334	H Houston Baptist	83 64	66	H SFA	68 78							
162	A Nicholls St.	81 84	321	H Southeastern La.	94 63							
48	A Lamar University	76 81	48	H Lamar University	72 83							
255	H A&M-Corpus Christi	61 59	319	H Northwestern St.	66 55							

Non-Div I Games: UNKNOWN 94 46 Wiley 101 63 Jarvis Christian 100 55

Sam Houston St.

Loss, Non-Conf, S Site, H Home A Away N Neutral

Average RPI Win:	280	WON-LOST	WINNING	LAST 10	STRENGTH OF	OPP. STRENGTH	TEAM	ADJ.	CONF.	ADJ CONF.
Average RPI Loss:	174	RECORD	PCT. RANK	GAMES	SCHEDULE	OF SCHEDULE	RPI	RPI	RPI	RPI
DIV. I ONLY	8- 19	276	0- 1	269	258	285	285	28	28	
DIV. I NON-CONF.	3- 10	278	0- 0	155	224	229	229	24	24	
TOTALS	RPI 1-25	RPI 26-50	W-L RECORDS	RPI 51-100	RPI 101-150	RPI 150+				
8- 19	0- 0	0- 1	OVERALL	0- 1	0- 5	8- 12				
5- 4	0- 0	0- 0	HOME	0- 0	0- 2	5- 2				
3- 15	0- 0	0- 1	AWAY	0- 1	0- 3	3- 10				
0- 0	0- 0	0- 0	NEUTRAL	0- 0	0- 0	0- 0				
3- 10	0- 0	0- 1	NON-CONFERENCE	0- 1	0- 3	3- 5				
1- 1	0- 0	0- 0	HOME	0- 0	0- 1	1- 0				
2- 9	0- 0	0- 1	AWAY	0- 1	0- 2	2- 5				
0- 0	0- 0	0- 0	NEUTRAL	0- 0	0- 0	0- 0				
5- 9	0- 0	0- 0	CONFERENCE	0- 0	0- 2	5- 7				
4- 3	0- 0	0- 0	HOME	0- 0	0- 1	4- 2				
1- 6	0- 0	0- 0	AWAY	0- 0	0- 1	1- 5				
0- 0	0- 0	0- 0	NEUTRAL	0- 0	0- 0	0- 0				

RPI S	Opponent	Score	RPI S	Opponent	Score	RPI S	Opponent	Score	RPI S	Opponent	Score	Team's RPI: 285
46	A Auburn	46 73	92	A Troy	52 72	103	H UAB	41 66	120	A UT Martin	68 89	
						131	A Oklahoma St.	62 82	138	A Mercer	68 76	
						138	H Mercer	52 68	156	A Denver	87 83	
						167	A Chattanooga	56 61	167	H Chattanooga	63 73	
						171	A Colorado	39 81	186	A Southern Miss.	40 76	
						197	A Hampton	57 64	200	A Vanderbilt	52 77	
						204	A Furman	36 57	204	H Furman	41 74	
						230	A ETSU	50 71	230	H ETSU	79 58	
						232	A Memphis	48 53	263	A Alabama St.	60 51	
						268	A Wofford	62 71	268	H Wofford	79 62	
						307	A UNC Greensboro	54 55	307	H UNC Greensboro	57 53	
						331	H Presbyterian	75 54	342	A Western Caro.	75 42	
						342	H Western Caro.	58 43				
LAST 12 Division I GAMES:												
204	H Furman	41 74	138	H Mercer	52 68							
268	H Wofford	79 62	268	A Wofford	62 71							
230	A ETSU	50 71	204	A Furman	36 57							
167	A Chattanooga	56 61	167	H Chattanooga	63 73							
307	H UNC Greensboro	57 53	230	H ETSU	79 58							
342	H Western Caro.	58 43	342	A Western Caro.	75 42							

Non-Div I Games: Rhodes 71 54 Montevallo 73 47

Samford

Loss, Non-Conf, S Site, H Home A Away N Neutral

San Diego

Through Games Of March 6, 2019

Average RPI Win:	242	WON-LOST	WINNING	LAST 10	STRENGTH OF	OPP. STRENGTH	TEAM	ADJ.	CONF.	ADJ CONF.
Average RPI Loss:	114	RECORD	PCT. RANK	GAMES	SCHEDULE	OF SCHEDULE	RPI	RPI	RPI	RPI
DIV. I ONLY	8- 20	282	1- 0	175	90	269	269	7	7	
DIV. I NON-CONF.	6- 4	125	0- 0	326	190	226	226	7	7	
TOTALS	RPI 1-25	RPI 26-50	W-L RECORDS	RPI 51-100	RPI 101-150	RPI 150+				
8- 20	0- 2	0- 3	OVERALL	0- 7	0- 2	8- 6				
6- 9	0- 1	0- 2	HOME	0- 3	0- 1	6- 2				
2- 11	0- 1	0- 1	AWAY	0- 4	0- 1	2- 4				
0- 0	0- 0	0- 0	NEUTRAL	0- 0	0- 0	0- 0				
6- 4	0- 0	0- 1	NON-CONFERENCE	0- 1	0- 0	6- 2				
5- 1	0- 0	0- 1	HOME	0- 0	0- 0	5- 0				
1- 3	0- 0	0- 0	AWAY	0- 1	0- 0	1- 2				
0- 0	0- 0	0- 0	NEUTRAL	0- 0	0- 0	0- 0				
2- 16	0- 2	0- 2	CONFERENCE	0- 6	0- 2	2- 4				
1- 8	0- 1	0- 1	HOME	0- 3	0- 1	1- 2				
1- 8	0- 1	0- 1	AWAY	0- 3	0- 1	1- 2				
0- 0	0- 0	0- 0	NEUTRAL	0- 0	0- 0	0- 0				

RPI 1-25				RPI 26-50				RPI 51-100				RPI 101+ Team's RPI: 269			
RPI	S	Opponent	Score	RPI	S	Opponent	Score	RPI	S	Opponent	Score	RPI	S	Opponent	Score
13	A	Gonzaga	44 71	34	A	BYU	68 80	53	A	Saint Mary's (CA)	60 74	105	A	Pepperdine	65 88
13	H	Gonzaga	61 86	34	H	BYU	56 65	53	H	Saint Mary's (CA)	49 80	105	H	Pepperdine	55 74
				39	H	California	53 70	93	A	Pacific	47 79	163	A	Santa Clara	57 49
								93	H	Pacific	53 70	163	H	Santa Clara	68 77
								97	A	Minnesota	48 53	176	A	Portland	74 96
								99	A	Loyola Marymount	57 83	176	H	Portland	60 69
								99	H	Loyola Marymount	52 69	198	H	Dartmouth	78 76
												233	H	San Diego St.	72 71
												236	H	Hawaii	58 50
												253	A	San Francisco	57 68
												253	H	San Francisco	66 59
												272	A	Long Beach St.	60 56
												281	H	Cleveland St.	83 82
												284	A	Southern Utah	59 69
												299	H	San Jose St.	83 79
												306	A	UTSA	77 87
LAST 12 Division I GAMES:															
253	H	San Francisco	66 59	93	H	Pacific	53 70								
163	H	Santa Clara	68 77	99	A	Loyola Marymount	57 83								
34	A	BYU	68 80	105	A	Pepperdine	65 88								
176	A	Portland	74 96	34	H	BYU	56 65								
13	A	Gonzaga	44 71	13	H	Gonzaga	61 86								
53	H	Saint Mary's (CA)	49 80	176	H	Portland	60 69								

Non-Div I Games: Cal St. San B'dino 76 58

San Diego

■ Loss,
 ■ Non-Conf,
 ■ S Site,
 ■ Home
 ■ A Away
 N Neutral

Average RPI Win:	220	WON-LOST	WINNING	LAST 10	STRENGTH OF	OPP. STRENGTH	TEAM	ADJ.	CONF.	ADJ CONF.
Average RPI Loss:	160	RECORD	PCT. RANK	GAMES	SCHEDULE	OF SCHEDULE	RPI	RPI	RPI	RPI
DIV. I ONLY	11- 17	235	1- 0	196	175	233	233	15	15	
DIV. I NON-CONF.	5- 6	177	0- 0	250	256	233	233	12	12	
TOTALS	RPI 1-25	RPI 26-50	W-L RECORDS	RPI 51-100	RPI 101-150	RPI 150+				
11- 17	0- 0	1- 3	OVERALL	0- 3	1- 2	9- 9				
7- 7	0- 0	1- 1	HOME	0- 2	0- 1	6- 3				
4- 10	0- 0	0- 2	AWAY	0- 1	1- 1	3- 6				
0- 0	0- 0	0- 0	NEUTRAL	0- 0	0- 0	0- 0				
5- 6	0- 0	0- 0	NON-CONFERENCE	0- 2	0- 1	5- 3				
3- 3	0- 0	0- 0	HOME	0- 2	0- 0	3- 1				
2- 3	0- 0	0- 0	AWAY	0- 0	0- 1	2- 2				
0- 0	0- 0	0- 0	NEUTRAL	0- 0	0- 0	0- 0				
6- 11	0- 0	1- 3	CONFERENCE	0- 1	1- 1	4- 6				
4- 4	0- 0	1- 1	HOME	0- 0	0- 1	3- 2				
2- 7	0- 0	0- 2	AWAY	0- 1	1- 0	1- 4				
0- 0	0- 0	0- 0	NEUTRAL	0- 0	0- 0	0- 0				

RPI 1-25				RPI 26-50				RPI 51-100				RPI 101+				Team's RPI: 233	
RPI	S	Opponent	Score	RPI	S	Opponent	Score	RPI	S	Opponent	Score	RPI	S	Opponent	Score		
				47	A	Boise St.	67 91	51	H	TCU	64 81	110	A	Fresno St.	59 58		
				47	H	Boise St.	66 69	64	A	Wyoming	45 87	110	H	Fresno St.	81 87		
				50	A	New Mexico	62 70	91	H	Arizona	60 69	135	A	CSUN	74 77		
				50	H	New Mexico	61 59					163	A	Santa Clara	43 60		
												177	A	Utah St.	56 54		
												177	H	Utah St.	52 65		
												184	A	UC Irvine	78 70		
												194	A	UNLV	57 71		
												194	H	UNLV	49 62		
												231	H	California Baptist	83 67		
												236	H	Hawaii	58 57		
												245	A	Nevada	69 74		
												259	A	Cal St. Fullerton	83 72		
												269	A	San Diego	71 72		
												270	H	Colorado St.	54 45		
												294	A	Air Force	66 75		
												294	H	Air Force	70 61		
												296	H	UC Santa Barbara	58 63		
												299	A	San Jose St.	76 84		
												299	H	San Jose St.	69 68		
												310	H	Incarinate Word	81 38		
LAST 12 Division I GAMES:																	
				110	A	Fresno St.	59 58	270	H	Colorado St.	54 45						
				299	A	San Jose St.	76 84	177	A	Utah St.	56 54						
				177	H	Utah St.	52 65	50	H	New Mexico	61 59						
				194	H	UNLV	49 62	299	H	San Jose St.	69 68						
				245	A	Nevada	69 74	294	A	Air Force	66 75						
				47	A	Boise St.	67 91	194	A	UNLV	57 71						

Non-Div I Games:

San Diego St.

■ Loss,
 ■ Non-Conf,
 ■ S Site,
 ■ Home
 ■ A Away
 N Neutral

San Francisco

Through Games Of March 6, 2019

Average RPI Win:	271	WON-LOST	WINNING	LAST 10	STRENGTH OF	OPP. STRENGTH	TEAM	ADJ.	CONF.	ADJ CONF.
Average RPI Loss:	101	RECORD	PCT. RANK	GAMES	SCHEDULE	OF SCHEDULE	RPI	RPI	RPI	RPI
DIV. I ONLY	6- 23	314	0- 1	96	95	253	253	7	7	
DIV. I NON-CONF.	4- 7	228	0- 0	200	176	227	227	7	7	
TOTALS	RPI 1-25	RPI 26-50	W-L RECORDS	RPI 51-100	RPI 101-150	RPI 150+				
6- 23	0- 3	0- 2	OVERALL	0- 9	0- 4	6- 5				
2- 11	0- 1	0- 1	HOME	0- 5	0- 2	2- 2				
2- 11	0- 2	0- 1	AWAY	0- 4	0- 2	2- 2				
2- 1	0- 0	0- 0	NEUTRAL	0- 0	0- 0	2- 1				
4- 7	0- 1	0- 0	NON-CONFERENCE	0- 3	0- 2	4- 1				
1- 3	0- 0	0- 0	HOME	0- 2	0- 1	1- 0				
1- 3	0- 1	0- 0	AWAY	0- 1	0- 1	1- 0				
2- 1	0- 0	0- 0	NEUTRAL	0- 0	0- 0	2- 1				
2- 16	0- 2	0- 2	CONFERENCE	0- 6	0- 2	2- 4				
1- 8	0- 1	0- 1	HOME	0- 3	0- 1	1- 2				
1- 8	0- 1	0- 1	AWAY	0- 3	0- 1	1- 2				
0- 0	0- 0	0- 0	NEUTRAL	0- 0	0- 0	0- 0				

RPI 1-25				RPI 26-50				RPI 51-100				RPI 101+ Team's RPI: 253			
RPI	S	Opponent	Score	RPI	S	Opponent	Score	RPI	S	Opponent	Score	RPI	S	Opponent	Score
4	A	Stanford	62 96	34	A	BYU	59 82	53	A	Saint Mary's (CA)	63 88	105	A	Pepperdine	50 69
13	A	Gonzaga	51 78	34	H	BYU	59 67	53	H	Saint Mary's (CA)	65 80	105	H	Pepperdine	66 72
13	H	Gonzaga	44 64					68	A	Idaho	63 70	107	H	Northern Colo.	63 68
								78	H	UT Arlington	73 80	150	A	Washington St.	61 91
								88	H	UC Davis	68 70	163	A	Santa Clara	57 49
								93	A	Pacific	48 74	163	H	Santa Clara	66 71
								93	H	Pacific	75 85	176	A	Portland	73 78
								99	A	Loyola Marymount	58 66	176	H	Portland	66 69
								99	H	Loyola Marymount	66 73	241	N	North Dakota	97 100
												256	A	Sacramento St.	86 75
												269	A	San Diego	59 66
												269	H	San Diego	68 57
												299	H	San Jose St.	85 63
												317	N	Cal Poly	65 62
												324	N	North Dakota St.	75 42
LAST 12 Division I GAMES:															
269	A	San Diego	59 66	99	H	Loyola Marymount	66 73								
34	A	BYU	59 82	105	H	Pepperdine	66 72								
13	H	Gonzaga	44 64	163	A	Santa Clara	57 49								
176	H	Portland	66 69	176	A	Portland	73 78								
53	A	Saint Mary's (CA)	63 88	13	A	Gonzaga	51 78								
93	A	Pacific	48 74	93	H	Pacific	75 85								

Non-Div I Games:

San Francisco

■ Loss,
■ Non-Conf,
■ S Site,
■ H Home
■ A Away
N Neutral

San Jose St.

Through Games Of March 6, 2019

Average RPI Win:	248	WON-LOST	WINNING	LAST 10	STRENGTH OF	OPP. STRENGTH	TEAM	ADJ.	CONF.	ADJ CONF.
Average RPI Loss:	148	RECORD	PCT. RANK	GAMES	SCHEDULE	OF SCHEDULE	RPI	RPI	RPI	RPI
DIV. I ONLY	5- 22	324	0- 1	159	150	299	299	15	15	
DIV. I NON-CONF.	1- 9	326	0- 0	245	175	336	336	12	12	
TOTALS	RPI 1-25	RPI 26-50	W-L RECORDS	RPI 51-100	RPI 101-150	RPI 150+				
5- 22	0- 0	0- 4	OVERALL	0- 4	0- 3	5- 11				
4- 8	0- 0	0- 2	HOME	0- 2	0- 0	4- 4				
1- 14	0- 0	0- 2	AWAY	0- 2	0- 3	1- 7				
0- 0	0- 0	0- 0	NEUTRAL	0- 0	0- 0	0- 0				
1- 9	0- 0	0- 0	NON-CONFERENCE	0- 2	0- 2	1- 5				
1- 3	0- 0	0- 0	HOME	0- 1	0- 0	1- 2				
0- 6	0- 0	0- 0	AWAY	0- 1	0- 2	0- 3				
0- 0	0- 0	0- 0	NEUTRAL	0- 0	0- 0	0- 0				
4- 13	0- 0	0- 4	CONFERENCE	0- 2	0- 1	4- 6				
3- 5	0- 0	0- 2	HOME	0- 1	0- 0	3- 2				
1- 8	0- 0	0- 2	AWAY	0- 1	0- 1	1- 4				
0- 0	0- 0	0- 0	NEUTRAL	0- 0	0- 0	0- 0				

RPI 1-25				RPI 26-50				RPI 51-100				RPI 101+				Team's RPI: 299	
RPI	S	Opponent	Score	RPI	S	Opponent	Score	RPI	S	Opponent	Score	RPI	S	Opponent	Score		
				47	A	Boise St.	68 99	64	A	Wyoming	56 85	110	A	Fresno St.	48 77		
				47	H	Boise St.	69 83	64	H	Wyoming	56 70	133	A	Portland St.	51 80		
				50	A	New Mexico	72 110	83	A	Nebraska	63 96	135	A	CSUN	40 76		
				50	H	New Mexico	60 79	93	H	Pacific	67 91	163	H	Santa Clara	56 62		
												171	A	Colorado	64 76		
												177	A	Utah St.	49 82		
												177	H	Utah St.	68 59		
												184	H	UC Irvine	66 74		
												194	A	UNLV	70 74		
												194	H	UNLV	43 53		
												233	A	San Diego St.	68 69		
												233	H	San Diego St.	84 76		
												245	H	Nevada	49 52		
												253	A	San Francisco	63 85		
												265	H	CSU Bakersfield	82 72		
												269	A	San Diego	79 83		
												270	A	Colorado St.	78 70		
												294	A	Air Force	77 88		
												294	H	Air Force	73 60		
LAST 12 Division I GAMES:																	
				64	A	Wyoming	56 85	50	H	New Mexico	60 79						
				233	H	San Diego St.	84 76	47	H	Boise St.	69 83						
				50	A	New Mexico	72 110	233	A	San Diego St.	68 69						
				294	H	Air Force	73 60	177	H	Utah St.	68 59						
				270	A	Colorado St.	78 70	294	A	Air Force	77 88						
				194	A	UNLV	70 74	64	H	Wyoming	56 70						

Non-Div I Games: San Fran. St. 66 **73**

San Jose St.

■ Loss,
 ■ Non-Conf,
 ■ S Site,
 ■ Home
 ■ Away
 N Neutral

Santa Clara

Through Games Of March 6, 2019

Average RPI Win:	209	WON-LOST	WINNING	LAST 10	STRENGTH OF	OPP. STRENGTH	TEAM	ADJ.	CONF.	ADJ CONF.
Average RPI Loss:	89	RECORD	PCT. RANK	GAMES	SCHEDULE	OF SCHEDULE	RPI	RPI	RPI	RPI
DIV. I ONLY	12- 16	212	0- 1	99	92	163	163	7	7	
DIV. I NON-CONF.	6- 4	125	0- 0	192	166	129	129	7	7	
TOTALS	RPI 1-25	RPI 26-50	W-L RECORDS	RPI 51-100	RPI 101-150	RPI 150+				
12- 16	0- 3	0- 3	OVERALL	3- 4	0- 4	9- 2				
5- 9	0- 1	0- 1	HOME	1- 3	0- 2	4- 2				
7- 7	0- 2	0- 2	AWAY	2- 1	0- 2	5- 0				
0- 0	0- 0	0- 0	NEUTRAL	0- 0	0- 0	0- 0				
6- 4	0- 1	0- 1	NON-CONFERENCE	1- 0	0- 2	5- 0				
4- 1	0- 0	0- 0	HOME	1- 0	0- 1	3- 0				
2- 3	0- 1	0- 1	AWAY	0- 0	0- 1	2- 0				
0- 0	0- 0	0- 0	NEUTRAL	0- 0	0- 0	0- 0				
6- 12	0- 2	0- 2	CONFERENCE	2- 4	0- 2	4- 2				
1- 8	0- 1	0- 1	HOME	0- 3	0- 1	1- 2				
5- 4	0- 1	0- 1	AWAY	2- 1	0- 1	3- 0				
0- 0	0- 0	0- 0	NEUTRAL	0- 0	0- 0	0- 0				

RPI 1-25				RPI 26-50				RPI 51-100				RPI 101+ Team's RPI: 163			
RPI	S	Opponent	Score	RPI	S	Opponent	Score	RPI	S	Opponent	Score	RPI	S	Opponent	Score
13	A	Gonzaga	61 78	34	A	BYU	64 69	53	A	Saint Mary's (CA)	68 81	105	A	Pepperdine	48 74
13	H	Gonzaga	61 74	34	H	BYU	44 54	53	H	Saint Mary's (CA)	59 83	105	H	Pepperdine	74 76
19	A	Oregon St.	31 82	41	A	Southern California	46 77	65	H	Missouri St.	77 73	110	A	Fresno St.	53 80
								93	A	Pacific	88 83	135	H	CSUN	38 53
								93	H	Pacific	70 74	176	A	Portland	72 66
								99	A	Loyola Marymount	83 75	176	H	Portland	106 68
								99	H	Loyola Marymount	60 69	233	H	San Diego St.	60 43
												245	H	Nevada	56 48
												253	A	San Francisco	71 66
												253	H	San Francisco	49 57
												259	A	Cal St. Fullerton	64 60
												269	A	San Diego	77 68
												269	H	San Diego	49 57
												299	A	San Jose St.	62 56
												336	H	Grand Canyon	75 55
LAST 12 Division I GAMES:															
34	A	BYU	64 69	105	H	Pepperdine	74 76								
269	A	San Diego	77 68	99	H	Loyola Marymount	60 69								
176	H	Portland	106 68	253	H	San Francisco	49 57								
13	H	Gonzaga	61 74	13	A	Gonzaga	61 78								
93	A	Pacific	88 83	176	A	Portland	72 66								
53	A	Saint Mary's (CA)	68 81	53	H	Saint Mary's (CA)	59 83								

Non-Div I Games: Sonoma St. 98 38

Santa Clara

Loss, Non-Conf, S Site, H Home A Away N Neutral

Savannah St.

Through Games Of March 6, 2019

Average RPI Win:	318	WON-LOST	WINNING	LAST 10	STRENGTH OF	OPP. STRENGTH	TEAM	ADJ.	CONF.	ADJ CONF.
Average RPI Loss:	242	RECORD	PCT. RANK	GAMES	SCHEDULE	OF SCHEDULE	RPI	RPI	RPI	RPI
DIV. I ONLY	4- 18	326	0- 1	350	328	348	348	32	32	
DIV. I NON-CONF.	0- 7	336	0- 0	235	122	342	342	32	32	
TOTALS	RPI 1-25	RPI 26-50	W-L RECORDS	RPI 51-100	RPI 101-150	RPI 150+				
4- 18	0- 1	0- 1	OVERALL	0- 0	0- 0	4- 16				
2- 9	0- 0	0- 0	HOME	0- 0	0- 0	2- 9				
2- 9	0- 1	0- 1	AWAY	0- 0	0- 0	2- 7				
0- 0	0- 0	0- 0	NEUTRAL	0- 0	0- 0	0- 0				
0- 7	0- 1	0- 1	NON-CONFERENCE	0- 0	0- 0	0- 5				
0- 3	0- 0	0- 0	HOME	0- 0	0- 0	0- 3				
0- 4	0- 1	0- 1	AWAY	0- 0	0- 0	0- 2				
0- 0	0- 0	0- 0	NEUTRAL	0- 0	0- 0	0- 0				
4- 11	0- 0	0- 0	CONFERENCE	0- 0	0- 0	4- 11				
2- 6	0- 0	0- 0	HOME	0- 0	0- 0	2- 6				
2- 5	0- 0	0- 0	AWAY	0- 0	0- 0	2- 5				
0- 0	0- 0	0- 0	NEUTRAL	0- 0	0- 0	0- 0				

RPI 1-25				RPI 26-50				RPI 51-100				RPI 101+ Team's RPI: 348			
RPI	S	Opponent	Score	RPI	S	Opponent	Score	RPI	S	Opponent	Score	RPI	S	Opponent	Score
24	A	DePaul	61 124	29	A	South Dakota St.	49 97					195	A	N.C. A&T	69 73
												207	H	Texas Southern	41 65
												208	A	UMES	46 78
												221	H	Howard	70 106
												222	H	Bethune-Cookman	47 68
												225	H	Jacksonville	58 68
												234	A	Ole Miss	51 74
												251	A	Wichita St.	50 66
												288	H	Ga. Southern	71 82
												289	H	Norfolk St.	42 78
												291	H	South Carolina St.	60 71
												303	A	Morgan St.	47 63
												303	H	Morgan St.	53 35
												312	A	Coppin St.	76 70
												312	H	Coppin St.	68 57
												337	A	Delaware St.	58 66
												341	A	N.C. Central	65 77
												341	H	N.C. Central	67 71
												346	A	Florida A&M	54 50
												346	H	Florida A&M	55 60
LAST 12 Division I GAMES:															
221	H	Howard	70 106	312	H	Coppin St.	68 57								
195	A	N.C. A&T	69 73	208	A	UMES	46 78								
341	A	N.C. Central	65 77	337	A	Delaware St.	58 66								
222	H	Bethune-Cookman	47 68	341	H	N.C. Central	67 71								
346	H	Florida A&M	55 60	291	H	South Carolina St.	60 71								
303	H	Morgan St.	53 35	289	H	Norfolk St.	42 78								

Non-Div I Games: Carver 101 49 Wesleyan (GA) 155 26

Savannah St.

Loss, Non-Conf, S Site, H Home A Away N Neutral

Seattle U

Seattle U

■ Loss, ■ Non-Conf, S Site, H Home A Away N Neutral

Average RPI Win: 188	WON-LOST	WINNING	LAST 10	STRENGTH OF	OPP. STRENGTH	TEAM	ADJ.	CONF.	ADJ CONF.
Average RPI Loss: 70	RECORD	PCT. RANK	GAMES	SCHEDULE	OF SCHEDULE	RPI	RPI	RPI	RPI
DIV. I ONLY	15- 14	165	1- 0	95	74	129	129	6	6
DIV. I NON-CONF.	8- 3	72	0- 0	260	235	122	122	4	4
<hr/>									
TOTALS	RPI 1-25	RPI 26-50	W-L RECORDS	RPI 51-100	RPI 101-150	RPI 150+			
15- 14	1- 4	0- 3	OVERALL	4- 4	3- 1	7- 2			
11- 4	0- 2	0- 1	HOME	3- 0	2- 0	6- 1			
3- 9	1- 2	0- 2	AWAY	1- 3	1- 1	0- 1			
1- 1	0- 0	0- 0	NEUTRAL	0- 1	0- 0	1- 0			
8- 3	0- 1	0- 1	NON-CONFERENCE	1- 1	0- 0	7- 0			
6- 0	0- 0	0- 0	HOME	0- 0	0- 0	6- 0			
1- 2	0- 1	0- 1	AWAY	1- 0	0- 0	0- 0			
1- 1	0- 0	0- 0	NEUTRAL	0- 1	0- 0	1- 0			
7- 11	1- 3	0- 2	CONFERENCE	3- 3	3- 1	0- 2			
5- 4	0- 2	0- 1	HOME	3- 0	2- 0	0- 1			
2- 7	1- 1	0- 1	AWAY	0- 3	1- 1	0- 1			
0- 0	0- 0	0- 0	NEUTRAL	0- 0	0- 0	0- 0			

RPI 1-25				RPI 26-50				RPI 51-100				RPI 101+ Team's RPI: 129			
RPI	S	Opponent	Score	RPI	S	Opponent	Score	RPI	S	Opponent	Score	RPI	S	Opponent	Score
6	A	UConn	61 99	33	A	UCLA	62 78	54	N	Georgia Tech	73 84	118	A	St. John's (NY)	76 72
12	A	Marquette	60 96	43	A	Villanova	68 73	56	A	Princeton	70 66	118	H	St. John's (NY)	77 67
12	H	Marquette	63 109	43	H	Villanova	66 70	59	A	Butler	59 62	121	A	Providence	75 82
24	A	DePaul	84 73					59	H	Butler	83 62	121	H	Providence	79 73
24	H	DePaul	85 94					75	A	Georgetown	43 51	201	A	Xavier	62 63
								75	H	Georgetown	76 63	201	H	Xavier	76 80
								100	A	Creighton	71 80	246	H	St. Francis Brooklyn	100 77
								100	H	Creighton	82 75	306	H	UTSA	84 53
												307	N	UNC Greensboro	71 64
												309	H	Kennesaw St.	102 80
												313	H	Wagner	95 40
												320	H	UMass Lowell	90 57
												344	H	Saint Peter's	90 47
<hr/>															
LAST 12 Division I GAMES:															
118	A	St. John's (NY)	76 72	121	A	Providence	75 82								
43	A	Villanova	68 73	59	H	Butler	83 62								
75	A	Georgetown	43 51	201	H	Xavier	76 80								
12	H	Marquette	63 109	75	H	Georgetown	76 63								
24	H	DePaul	85 94	43	H	Villanova	66 70								
100	A	Creighton	71 80	24	A	DePaul	84 73								

Non-Div I Games:

Seton Hall

■ Loss,
 ■ Non-Conf,
 ■ S Site,
 ■ Home
 ■ A Away
 N Neutral

Average RPI Win: 281	WON-LOST	WINNING	LAST 10	STRENGTH OF	OPP. STRENGTH	TEAM	ADJ.	CONF.	ADJ CONF.
Average RPI Loss: 175	RECORD	PCT. RANK	GAMES	SCHEDULE	OF SCHEDULE	RPI	RPI	RPI	RPI
DIV. I ONLY	12- 17	221	1- 0	263	291	267	267	26	26
DIV. I NON-CONF.	4- 7	228	1- 0	209	290	266	266	27	27
TOTALS	RPI 1-25	RPI 26-50	W-L RECORDS	RPI 51-100	RPI 101-150	RPI 150+			
12- 17	0- 0	0- 2	OVERALL	0- 3	0- 2	12- 10			
6- 9	0- 0	0- 1	HOME	0- 2	0- 1	6- 5			
5- 7	0- 0	0- 1	AWAY	0- 0	0- 1	5- 5			
1- 1	0- 0	0- 0	NEUTRAL	0- 1	0- 0	1- 0			
4- 7	0- 0	0- 0	NON-CONFERENCE	0- 3	0- 0	4- 4			
2- 4	0- 0	0- 0	HOME	0- 2	0- 0	2- 2			
1- 2	0- 0	0- 0	AWAY	0- 0	0- 0	1- 2			
1- 1	0- 0	0- 0	NEUTRAL	0- 1	0- 0	1- 0			
8- 10	0- 0	0- 2	CONFERENCE	0- 0	0- 2	8- 6			
4- 5	0- 0	0- 1	HOME	0- 0	0- 1	4- 3			
4- 5	0- 0	0- 1	AWAY	0- 0	0- 1	4- 3			
0- 0	0- 0	0- 0	NEUTRAL	0- 0	0- 0	0- 0			

RPI S	Opponent	Score	RPI S	Opponent	Score	RPI S	Opponent	Score	RPI S	Opponent	Score	Team's RPI: 267
			43 Quinnipiac	31 68		61 Penn	51 58		124 Marist	59 88		
			43 Quinnipiac	38 67		79 N Drexel	39 51		124 Marist	58 73		
						85 Harvard	54 73		172 Rider	54 77		
									172 Rider	52 55		
									192 Sacred Heart	50 72		
									203 Massachusetts	64 59		
									221 Howard	86 81		
									226 Monmouth	77 68		
									226 Monmouth	54 56		
									227 Hofstra	50 57		
									249 Colgate	55 53		
									261 St. Bonaventure	58 74		
									264 Niagara	67 61		
									274 Manhattan	48 52		
									274 Manhattan	62 56		
									282 Canisius	78 66		
									295 Fairfield	55 59		
									295 Fairfield	40 66		
									305 Fla. Atlantic	66 70		
									313 N Wagner	74 71		
									325 Iona	66 45		
									325 Iona	59 47		
									344 Saint Peter's	84 57		
									344 Saint Peter's	50 46		
LAST 12 Division I GAMES:												
			313 N Wagner	74 71		226 Monmouth	54 56					
			43 Quinnipiac	38 67		325 Iona	66 45					
			172 Rider	54 77		274 Manhattan	48 52					
			282 Canisius	78 66		124 Marist	58 73					
			264 Niagara	67 61		295 Fairfield	55 59					
			295 Fairfield	40 66		344 Saint Peter's	50 46					

Non-Div I Games:

Siena

Loss, Non-Conf, S Site, H Home A Away N Neutral

South Alabama

Through Games Of March 6, 2019

Average RPI Win:	219	WON-LOST	WINNING	LAST 10	STRENGTH OF	OPP. STRENGTH	TEAM	ADJ.	CONF.	ADJ CONF.
Average RPI Loss:	123	RECORD	PCT. RANK	GAMES	SCHEDULE	OF SCHEDULE	RPI	RPI	RPI	RPI
DIV. I ONLY	17- 8	79	1- 0	204	160	104	104	12	12	
DIV. I NON-CONF.	9- 0	1	1- 0	284	271	46	46	14	14	
TOTALS	RPI 1-25	RPI 26-50	W-L RECORDS	RPI 51-100	RPI 101-150	RPI 150+				
17- 8	0- 0	0- 0	OVERALL	1- 4	3- 1	13- 3				
8- 2	0- 0	0- 0	HOME	1- 1	1- 0	6- 1				
8- 6	0- 0	0- 0	AWAY	0- 3	1- 1	7- 2				
1- 0	0- 0	0- 0	NEUTRAL	0- 0	1- 0	0- 0				
9- 0	0- 0	0- 0	NON-CONFERENCE	0- 0	1- 0	8- 0				
3- 0	0- 0	0- 0	HOME	0- 0	0- 0	3- 0				
5- 0	0- 0	0- 0	AWAY	0- 0	0- 0	5- 0				
1- 0	0- 0	0- 0	NEUTRAL	0- 0	1- 0	0- 0				
8- 8	0- 0	0- 0	CONFERENCE	1- 4	2- 1	5- 3				
5- 2	0- 0	0- 0	HOME	1- 1	1- 0	3- 1				
3- 6	0- 0	0- 0	AWAY	0- 3	1- 1	2- 2				
0- 0	0- 0	0- 0	NEUTRAL	0- 0	0- 0	0- 0				

RPI 1-25			RPI 26-50			RPI 51-100			RPI 101+			Team's RPI: 104			
RPI	S	Opponent	Score	RPI	S	Opponent	Score	RPI	S	Opponent	Score				
								70	A	Little Rock	44 47	134	A	Georgia St.	68 59
								70	H	Little Rock	42 65	134	H	Georgia St.	62 59
								78	A	UT Arlington	51 72	143	N	New Mexico St.	68 67
								92	A	Troy	58 66	148	A	Appalachian St.	63 71
								92	H	Troy	80 77	151	A	Alabama	72 67
												161	A	Texas St.	45 77
												173	A	Southern U.	53 49
												175	A	Coastal Caro.	88 78
												181	A	Arkansas St.	58 69
												181	H	Arkansas St.	64 77
												186	H	Southern Miss.	77 68
												230	H	ETSU	81 74
												262	H	Louisiana	83 60
												263	H	Alabama St.	77 65
												280	A	Central Ark.	58 50
												288	A	Ga. Southern	69 53
												288	H	Ga. Southern	73 60
												301	A	Tennessee St.	78 56
												302	H	La.-Monroe	77 49
												314	A	FIU	84 77
LAST 12 Division I GAMES:															
314	A	FIU	84 77	70	A	Little Rock	44 47								
161	A	Texas St.	45 77	181	A	Arkansas St.	58 69								
78	A	UT Arlington	51 72	92	H	Troy	80 77								
92	A	Troy	58 66	302	H	La.-Monroe	77 49								
134	H	Georgia St.	62 59	262	H	Louisiana	83 60								
288	H	Ga. Southern	73 60	288	A	Ga. Southern	69 53								

Non-Div I Games: Faulkner 97 40 Spring Hill 75 57

South Alabama

Loss, Non-Conf, S Site, H Home A Away N Neutral

South Carolina

Through Games Of March 6, 2019

Average RPI Win:	129	WON-LOST	WINNING	LAST 10	STRENGTH OF	OPP. STRENGTH	TEAM	ADJ.	CONF.	ADJ CONF.
Average RPI Loss:	12	RECORD	PCT. RANK	GAMES	SCHEDULE	OF SCHEDULE	RPI	RPI	RPI	RPI
DIV. I ONLY	21- 8	57	0- 1	6	32	16	16	5	5	
DIV. I NON-CONF.	8- 5	119	0- 1	13	20	36	36	5	5	
TOTALS	RPI 1-25	RPI 26-50	W-L RECORDS	RPI 51-100	RPI 101-150	RPI 150+				
21- 8	2- 8	2- 0	OVERALL	5- 0	3- 0	9- 0				
11- 4	0- 4	1- 0	HOME	1- 0	3- 0	6- 0				
9- 2	2- 2	1- 0	AWAY	4- 0	0- 0	2- 0				
1- 2	0- 2	0- 0	NEUTRAL	0- 0	0- 0	1- 0				
8- 5	0- 5	0- 0	NON-CONFERENCE	2- 0	2- 0	4- 0				
5- 2	0- 2	0- 0	HOME	1- 0	2- 0	2- 0				
2- 1	0- 1	0- 0	AWAY	1- 0	0- 0	1- 0				
1- 2	0- 2	0- 0	NEUTRAL	0- 0	0- 0	1- 0				
13- 3	2- 3	2- 0	CONFERENCE	3- 0	1- 0	5- 0				
6- 2	0- 2	1- 0	HOME	0- 0	1- 0	4- 0				
7- 1	2- 1	1- 0	AWAY	3- 0	0- 0	1- 0				
0- 0	0- 0	0- 0	NEUTRAL	0- 0	0- 0	0- 0				

RPI	S	Opponent	Score	RPI	S	Opponent	Score	RPI	S	Opponent	Score	RPI	S	Opponent	Score
2	H	Baylor	69 94	28	H	Missouri	79 65	55	H	Clemson	69 57	101	H	Georgia	65 57
6	A	UConn	79 97	46	A	Auburn	73 66	63	A	Tennessee	82 67	117	H	Dayton	65 55
8	A	Mississippi St.	74 89					69	A	LSU	76 53	148	H	Appalachian St.	80 50
8	H	Mississippi St.	64 68					87	A	Purdue	82 73	151	H	Alabama	62 59
14	H	Maryland	61 85					96	A	Arkansas	87 79	155	H	Temple	88 60
17	A	Texas A&M	60 57									200	H	Vanderbilt	80 69
19	N	Oregon St.	68 70									204	H	Furman	66 53
20	A	Kentucky	74 70									210	A	Florida	96 77
20	H	Kentucky	57 65									210	H	Florida	71 40
22	N	Drake	85 90									230	N	ETSU	101 55
												234	H	Ole Miss	76 42
												263	A	Alabama St.	94 38
LAST 12 Division I GAMES:															
22	N	Drake	85 90	210	A	Florida	96 77								
19	N	Oregon St.	68 70	101	H	Georgia	65 57								
8	H	Mississippi St.	64 68	6	A	UConn	79 97								
46	A	Auburn	73 66	234	H	Ole Miss	76 42								
63	A	Tennessee	82 67	96	A	Arkansas	87 79								
20	H	Kentucky	57 65	20	A	Kentucky	74 70								

Non-Div I Games:

South Carolina

Loss, Non-Conf, S Site, H Home A Away N Neutral

Average RPI Win: 303		WON-LOST	WINNING	LAST 10	STRENGTH OF	OPP. STRENGTH	TEAM	ADJ.	CONF.	ADJ CONF.
Average RPI Loss: 215		RECORD	PCT. RANK	GAMES	SCHEDULE	OF SCHEDULE	RPI	RPI	RPI	RPI
DIV. I ONLY		13- 14	183	1- 0	349	335	291	291	32	32
DIV. I NON-CONF.		5- 7	206	1- 0	332	272	291	291	32	32
TOTALS	RPI 1-25	RPI 26-50		W-L RECORDS		RPI 51-100	RPI 101-150	RPI 150+		
13- 14	0- 0	0- 0		OVERALL		0- 2	0- 1	13- 11		
6- 5	0- 0	0- 0		HOME		0- 0	0- 0	6- 5		
7- 7	0- 0	0- 0		AWAY		0- 2	0- 0	7- 5		
0- 2	0- 0	0- 0		NEUTRAL		0- 0	0- 1	0- 1		
5- 7	0- 0	0- 0		NON-CONFERENCE		0- 2	0- 1	5- 4		
3- 1	0- 0	0- 0		HOME		0- 0	0- 0	3- 1		
2- 4	0- 0	0- 0		AWAY		0- 2	0- 0	2- 2		
0- 2	0- 0	0- 0		NEUTRAL		0- 0	0- 1	0- 1		
8- 7	0- 0	0- 0		CONFERENCE		0- 0	0- 0	8- 7		
3- 4	0- 0	0- 0		HOME		0- 0	0- 0	3- 4		
5- 3	0- 0	0- 0		AWAY		0- 0	0- 0	5- 3		
0- 0	0- 0	0- 0		NEUTRAL		0- 0	0- 0	0- 0		

[illegible]

South Carolina St.

South Dakota

Through Games Of March 6, 2019

Average RPI Win:	198	WON-LOST	WINNING	LAST 10	STRENGTH OF	OPP. STRENGTH	TEAM	ADJ.	CONF.	ADJ CONF.
Average RPI Loss:	64	RECORD	PCT. RANK	GAMES	SCHEDULE	OF SCHEDULE	RPI	RPI	RPI	RPI
DIV. I ONLY	24- 4	12	1- 0	168	143	37	37	19	19	
DIV. I NON-CONF.	10- 2	37	0- 0	51	23	15	15	19	19	
TOTALS	RPI 1-25	RPI 26-50	W-L RECORDS	RPI 51-100	RPI 101-150	RPI 150+				
24- 4	1- 1	2- 2	OVERALL	4- 0	0- 0	17- 1				
11- 0	1- 0	1- 0	HOME	1- 0	0- 0	8- 0				
10- 3	0- 1	1- 1	AWAY	2- 0	0- 0	7- 1				
3- 1	0- 0	0- 1	NEUTRAL	1- 0	0- 0	2- 0				
10- 2	1- 1	1- 1	NON-CONFERENCE	4- 0	0- 0	4- 0				
3- 0	1- 0	0- 0	HOME	1- 0	0- 0	1- 0				
4- 1	0- 1	1- 0	AWAY	2- 0	0- 0	1- 0				
3- 1	0- 0	0- 1	NEUTRAL	1- 0	0- 0	2- 0				
14- 2	0- 0	1- 1	CONFERENCE	0- 0	0- 0	13- 1				
8- 0	0- 0	1- 0	HOME	0- 0	0- 0	7- 0				
6- 2	0- 0	0- 1	AWAY	0- 0	0- 0	6- 1				
0- 0	0- 0	0- 0	NEUTRAL	0- 0	0- 0	0- 0				

RPI 1-25				RPI 26-50				Team's RPI: 37		RPI 51-100				RPI 101+			
RPI	S	Opponent	Score	RPI	S	Opponent	Score		RPI	S	Opponent	Score	RPI	S	Opponent	Score	
11	H	Iowa St.	64 59	28	A	Missouri	74 61		65	A	Missouri St.	85 74	156	A	Denver	99 104	
22	A	Drake	64 76	29	A	South Dakota St.	78 82		74	H	Green Bay	55 49	156	H	Denver	73 58	
				29	H	South Dakota St.	105 98		99	N	Loyola Marymount	67 40	169	A	Oral Roberts	76 72	
				49	N	Indiana	60 68		100	A	Creighton	77 65	169	H	Oral Roberts	75 64	
													188	A	Montana	64 41	
													218	N	Grambling	67 53	
													229	A	Western Ill.	83 61	
													229	H	Western Ill.	92 49	
													241	A	North Dakota	80 50	
													241	H	North Dakota	87 54	
													251	N	Wichita St.	73 64	
													310	H	Incarinate Word	96 43	
													316	A	Omaha	80 49	
													316	H	Omaha	78 33	
													324	A	North Dakota St.	67 41	
													324	H	North Dakota St.	76 57	
													335	A	Purdue Fort Wayne	71 49	
													335	H	Purdue Fort Wayne	69 51	
LAST 12 Division I GAMES:																	
241	H	North Dakota	87 54	316	H	Omaha	78 33										
324	H	North Dakota St.	76 57	335	A	Purdue Fort Wayne	71 49										
29	A	South Dakota St.	78 82	229	H	Western Ill.	92 49										
156	H	Denver	73 58	241	A	North Dakota	80 50										
229	A	Western Ill.	83 61	316	A	Omaha	80 49										
169	H	Oral Roberts	75 64	169	A	Oral Roberts	76 72										

Non-Div I Games: St. Mary (NE) 112 52 Bellevue 79 40

South Dakota

Loss, Non-Conf, S Site, H Home A Away N Neutral

Average RPI Win:	196	WON-LOST	WINNING	LAST 10	STRENGTH OF	OPP. STRENGTH	TEAM	ADJ.	CONF.	ADJ CONF.
Average RPI Loss:	26	RECORD	PCT. RANK	GAMES	SCHEDULE	OF SCHEDULE	RPI	RPI	RPI	RPI
DIV. I ONLY	23- 6	28	1- 0	66	145	29	29	19	19	
DIV. I NON-CONF.	8- 5	119	0- 0	4	18	18	18	19	19	
TOTALS	RPI 1-25	RPI 26-50	W-L RECORDS	RPI 51-100	RPI 101-150	RPI 150+				
23- 6	1- 3	2- 2	OVERALL	3- 1	1- 0	16- 0				
13- 1	1- 1	1- 0	HOME	3- 0	0- 0	8- 0				
10- 3	0- 1	1- 1	AWAY	0- 1	1- 0	8- 0				
0- 2	0- 1	0- 1	NEUTRAL	0- 0	0- 0	0- 0				
8- 5	1- 3	1- 1	NON-CONFERENCE	3- 1	1- 0	2- 0				
5- 1	1- 1	0- 0	HOME	3- 0	0- 0	1- 0				
3- 2	0- 1	1- 0	AWAY	0- 1	1- 0	1- 0				
0- 2	0- 1	0- 1	NEUTRAL	0- 0	0- 0	0- 0				
15- 1	0- 0	1- 1	CONFERENCE	0- 0	0- 0	14- 0				
8- 0	0- 0	1- 0	HOME	0- 0	0- 0	7- 0				
7- 1	0- 0	0- 1	AWAY	0- 0	0- 0	7- 0				
0- 0	0- 0	0- 0	NEUTRAL	0- 0	0- 0	0- 0				

RPI 1-25				RPI 26-50				Team's RPI: 29		RPI 51-100				RPI 101+			
RPI	S	Opponent	Score	RPI	S	Opponent	Score		RPI	S	Opponent	Score	RPI	S	Opponent	Score	
2	N	Baylor	66 72	27	A	Central Mich.	80 71		58	H	FGCU	80 62	141	A	Montana St.	88 67	
5	H	Oregon	79 87	36	N	Buffalo	55 61		64	A	Wyoming	70 77	156	A	Denver	83 67	
12	A	Marquette	52 91	37	A	South Dakota	98 105		74	H	Green Bay	77 47	156	H	Denver	76 59	
22	H	Drake	80 71	37	H	South Dakota	82 78		100	H	Creighton	74 48	167	A	Chattanooga	71 54	

Non-Div I Games:

South Dakota St.

Average RPI Win:	185	WON-LOST	WINNING	LAST 10	STRENGTH OF	OPP. STRENGTH	TEAM	ADJ.	CONF.	ADJ CONF.
Average RPI Loss:	75	RECORD	PCT. RANK	GAMES	SCHEDULE	OF SCHEDULE	RPI	RPI	RPI	RPI
DIV. I ONLY	16- 14	157	0- 1	93	70	127	127	9	9	
DIV. I NON-CONF.	9- 5	104	0- 0	217	17	136	136	8	8	
TOTALS	RPI 1-25	RPI 26-50	W-L RECORDS	RPI 51-100	RPI 101-150	RPI 150+				
16- 14	0- 5	1- 1	OVERALL	2- 6	1- 0	12- 2				
10- 5	0- 2	0- 0	HOME	0- 2	1- 0	9- 1				
5- 5	0- 2	0- 0	AWAY	2- 2	0- 0	3- 1				
1- 4	0- 1	1- 1	NEUTRAL	0- 2	0- 0	0- 0				
9- 5	0- 1	1- 1	NON-CONFERENCE	1- 3	1- 0	6- 0				
7- 0	0- 0	0- 0	HOME	0- 0	1- 0	6- 0				
1- 1	0- 0	0- 0	AWAY	1- 1	0- 0	0- 0				
1- 4	0- 1	1- 1	NEUTRAL	0- 2	0- 0	0- 0				
7- 9	0- 4	0- 0	CONFERENCE	1- 3	0- 0	6- 2				
3- 5	0- 2	0- 0	HOME	0- 2	0- 0	3- 1				
4- 4	0- 2	0- 0	AWAY	1- 1	0- 0	3- 1				
0- 0	0- 0	0- 0	NEUTRAL	0- 0	0- 0	0- 0				

RPI	S	Opponent	Score	RPI	S	Opponent	Score	RPI	S	Opponent	Score	RPI	S	Opponent	Score	Team's RPI: 127
6	A	UConn	46 63	33	N	UCLA	60 56	69	A	LSU	49 78	145	H	Oklahoma	87 70	
6	H	UConn	47 57	38	N	North Carolina	69 71	72	A	Cincinnati	43 57	155	A	Temple	63 53	
15	A	UCF	63 66					72	H	Cincinnati	56 57	165	A	Tulane	50 45	
15	H	UCF	49 62					84	A	Ohio St.	71 47	165	H	Tulane	73 46	
20	N	Kentucky	63 85					90	N	Virginia	67 74	166	H	Tulsa	59 48	
								98	A	Houston	59 49	206	A	East Carolina	63 50	
								98	H	Houston	52 54	214	A	SMU	44 46	
								100	N	Creighton	76 83	214	H	George Washington	63 30	
												218	H	Grambling	67 50	
												222	H	Bethune-Cookman	88 39	
												232	H	Memphis	40 47	
												242	H	Albany (NY)	74 37	
												251	H	Wichita St.	55 46	
												277	H	Vermont	102 55	
												315	H	New Hampshire	79 36	
LAST 12 Division I GAMES:																
6	H	UConn	47 57	98	H	Houston	52 54									
72	A	Cincinnati	43 57	165	A	Tulane	50 45									
98	A	Houston	59 49	15	A	UCF	63 66									
251	H	Wichita St.	55 46	72	H	Cincinnati	56 57									
206	A	East Carolina	63 50	214	A	SMU	44 46									
166	H	Tulsa	59 48	232	H	Memphis	40 47									

Non-Div I Games:

South Fla.

■ Loss,
 ■ Non-Conf,
 ■ S Site,
 ■ H Home
 ■ A Away
 N Neutral

Average RPI Win:	272	WON-LOST	WINNING	LAST 10	STRENGTH OF	OPP. STRENGTH	TEAM	ADJ.	CONF.	ADJ CONF.
Average RPI Loss:	163	RECORD	PCT. RANK	GAMES	SCHEDULE	OF SCHEDULE	RPI	RPI	RPI	RPI
DIV. I ONLY	11- 17	235	0- 1	207	283	239	239	22	22	
DIV. I NON-CONF.	3- 6	241	0- 0	230	279	237	237	22	22	
TOTALS	RPI 1-25	RPI 26-50	W-L RECORDS	RPI 51-100	RPI 101-150	RPI 150+				
11- 17	0- 1	0- 0	OVERALL	0- 3	0- 3	11- 10				
6- 5	0- 0	0- 0	HOME	0- 1	0- 1	6- 3				
5- 10	0- 1	0- 0	AWAY	0- 1	0- 2	5- 6				
0- 2	0- 0	0- 0	NEUTRAL	0- 1	0- 0	0- 1				
3- 6	0- 1	0- 0	NON-CONFERENCE	0- 0	0- 0	3- 5				
1- 1	0- 0	0- 0	HOME	0- 0	0- 0	1- 1				
2- 4	0- 1	0- 0	AWAY	0- 0	0- 0	2- 3				
0- 1	0- 0	0- 0	NEUTRAL	0- 0	0- 0	0- 1				
8- 11	0- 0	0- 0	CONFERENCE	0- 3	0- 3	8- 5				
5- 4	0- 0	0- 0	HOME	0- 1	0- 1	5- 2				
3- 6	0- 0	0- 0	AWAY	0- 1	0- 2	3- 3				
0- 1	0- 0	0- 0	NEUTRAL	0- 1	0- 0	0- 0				

RPI 1-25				RPI 26-50				RPI 51-100				RPI 101+ Team's RPI: 239			
RPI	S	Opponent	Score	RPI	S	Opponent	Score	RPI	S	Opponent	Score	RPI	S	Opponent	Score
8	A	Mississippi St.	53 88					57	A	Belmont	57 91	120	A	UT Martin	50 61
								57	H	Belmont	86 92	120	H	UT Martin	73 80
								57	N	Belmont	65 74	126	A	Morehead St.	54 82
												154	H	Tennessee Tech	62 53
												157	A	Bradley	79 85
												159	A	Southern Ill.	40 60
												182	N	North Ala.	67 80
												211	H	Jacksonville St.	39 56
												213	H	Indiana St.	51 62
												229	H	Western Ill.	81 71
												232	A	Memphis	57 69
												237	A	SIUE	62 52
												237	H	SIUE	63 58
												257	A	Austin Peay	54 56
												257	H	Austin Peay	64 54
												260	A	Murray St.	74 82
												260	H	Murray St.	59 64
												292	A	Eastern Ill.	80 54
												292	H	Eastern Ill.	72 57
												301	A	Tennessee St.	59 62
												301	H	Tennessee St.	81 57
												328	A	Evansville	54 50
												329	A	NJIT	68 58
												332	A	Eastern Ky.	52 42
LAST 12 Division I GAMES:															
				57	N	Belmont	65 74					120	A	UT Martin	50 61
				57	H	Belmont	86 92					211	H	Jacksonville St.	39 56
				301	H	Tennessee St.	81 57					154	H	Tennessee Tech	62 53
				260	A	Murray St.	74 82					301	A	Tennessee St.	59 62
				257	A	Austin Peay	54 56					57	A	Belmont	57 91
				292	A	Eastern Ill.	80 54					292	H	Eastern Ill.	72 57

Non-Div I Games: Ill.-Springfield 82 46 Harris-Stowe 80 65

Southeast Mo. St.

Loss, Non-Conf, S Site, H Home A Away N Neutral

Average RPI Win:	268	WON-LOST	WINNING	LAST 10	STRENGTH OF	OPP. STRENGTH	TEAM	ADJ.	CONF.	ADJ CONF.
Average RPI Loss:	217	RECORD	PCT. RANK	GAMES	SCHEDULE	OF SCHEDULE	RPI	RPI	RPI	RPI
DIV. I ONLY	8- 18	272	0- 1	334	303	321	321	25	25	
DIV. I NON-CONF.	4- 5	190	0- 0	298	329	215	215	23	23	
TOTALS	RPI 1-25	RPI 26-50	W-L RECORDS	RPI 51-100	RPI 101-150	RPI 150+				
8- 18	0- 0	0- 1	OVERALL	0- 2	1- 1	7- 14				
5- 6	0- 0	0- 0	HOME	0- 1	1- 0	4- 5				
3- 12	0- 0	0- 1	AWAY	0- 1	0- 1	3- 9				
0- 0	0- 0	0- 0	NEUTRAL	0- 0	0- 0	0- 0				
4- 5	0- 0	0- 0	NON-CONFERENCE	0- 1	0- 0	4- 4				
1- 1	0- 0	0- 0	HOME	0- 0	0- 0	1- 1				
3- 4	0- 0	0- 0	AWAY	0- 1	0- 0	3- 3				
0- 0	0- 0	0- 0	NEUTRAL	0- 0	0- 0	0- 0				
4- 13	0- 0	0- 1	CONFERENCE	0- 1	1- 1	3- 10				
4- 5	0- 0	0- 0	HOME	0- 1	1- 0	3- 4				
0- 8	0- 0	0- 1	AWAY	0- 0	0- 1	0- 6				
0- 0	0- 0	0- 0	NEUTRAL	0- 0	0- 0	0- 0				

RPI S	Opponent	Score	RPI S	Opponent	Score	RPI S	Opponent	Score	RPI S	Opponent	Score	Team's RPI: 321
48	A Lamar University	54 94	66	H SFA	51 62	140	A Abilene Christian	66 86				
			69	A LSU	52 72	140	H Abilene Christian	74 71				
						151	A Alabama	40 88				
						162	H Nicholls St.	66 73				
						168	A Louisiana Tech	53 72				
						174	A Sam Houston St.	63 94				
						186	H Southern Miss.	52 59				
						214	A SMU	63 62				
						255	H A&M-Corpus Christi	56 45				
						271	A Jackson St.	50 45				
						280	A Central Ark.	33 75				
						280	H Central Ark.	62 53				
						286	A New Orleans	45 46				
						286	H New Orleans	58 61				
						300	A Alabama A&M	48 51				
						302	H La.-Monroe	49 42				
						310	A Incarnate Word	69 76				
						318	A McNeese	56 62				
						318	H McNeese	70 75				
						319	A Northwestern St.	47 58				
						319	H Northwestern St.	56 60				
						334	H Houston Baptist	73 65				
						351	A Alcorn	77 59				
LAST 12 Division I GAMES:												
286	A New Orleans	45 46	280	A Central Ark.	33 75							
319	H Northwestern St.	56 60	255	H A&M-Corpus Christi	56 45							
140	A Abilene Christian	66 86	162	H Nicholls St.	66 73							
286	H New Orleans	58 61	174	A Sam Houston St.	63 94							
318	H McNeese	70 75	319	A Northwestern St.	47 58							
310	A Incarnate Word	69 76	334	H Houston Baptist	73 65							

Non-Div I Games: Mobile 70 57 Xavier (LA) 47 59

Southeastern La.

Loss, Non-Conf, S Site, H Home A Away N Neutral

Southern California

Through Games Of March 6, 2019

Average RPI Win:	149	WON-LOST	WINNING	LAST 10	STRENGTH OF	OPP. STRENGTH	TEAM	ADJ.	CONF.	ADJ CONF.
Average RPI Loss:	36	RECORD	PCT. RANK	GAMES	SCHEDULE	OF SCHEDULE	RPI	RPI	RPI	RPI
DIV. I ONLY	17- 12	125	1- 0	21	31	41	41	2	2	
DIV. I NON-CONF.	10- 1	17	0- 0	141	138	24	24	2	2	
TOTALS	RPI 1-25	RPI 26-50	W-L RECORDS	RPI 51-100	RPI 101-150	RPI 150+				
17- 12	0- 8	2- 2	OVERALL	3- 1	4- 0	8- 1				
10- 4	0- 3	1- 1	HOME	1- 0	4- 0	4- 0				
6- 8	0- 5	1- 1	AWAY	2- 1	0- 0	3- 1				
1- 0	0- 0	0- 0	NEUTRAL	0- 0	0- 0	1- 0				
10- 1	0- 1	0- 0	NON-CONFERENCE	1- 0	3- 0	6- 0				
5- 0	0- 0	0- 0	HOME	0- 0	3- 0	2- 0				
4- 1	0- 1	0- 0	AWAY	1- 0	0- 0	3- 0				
1- 0	0- 0	0- 0	NEUTRAL	0- 0	0- 0	1- 0				
7- 11	0- 7	2- 2	CONFERENCE	2- 1	1- 0	2- 1				
5- 4	0- 3	1- 1	HOME	1- 0	1- 0	2- 0				
2- 7	0- 4	1- 1	AWAY	1- 1	0- 0	0- 1				
0- 0	0- 0	0- 0	NEUTRAL	0- 0	0- 0	0- 0				

RPI	S	Opponent	Score	RPI	S	Opponent	Score	Team's RPI: 41	RPI	S	Opponent	Score	RPI	S	Opponent	Score
4	A	Stanford	64 72	33	A	UCLA	72 67		76	A	Utah	84 80	110	H	Fresno St.	62 61
4	H	Stanford	67 69	33	H	UCLA	65 72		76	H	Utah	83 77	135	H	CSUN	58 42
5	A	Oregon	78 96	39	A	California	59 66		78	A	UT Arlington	73 61	147	H	UC Riverside	73 55
5	H	Oregon	53 93	39	H	California	86 76		91	A	Arizona	68 71	150	H	Washington St.	81 73
17	A	Texas A&M	51 71										163	H	Santa Clara	77 46
19	A	Oregon St.	61 68										164	H	Washington	82 57
19	H	Oregon St.	52 76										171	A	Colorado	76 81
21	A	Arizona St.	59 68										171	H	Colorado	84 77
													177	N	Utah St.	55 46
													194	A	UNLV	86 72
													245	A	Nevada	72 51
													272	A	Long Beach St.	86 50
													296	H	UC Santa Barbara	82 39
LAST 12 Division I GAMES:																
76	H	Utah	83 77	171	A	Colorado	76 81									
171	H	Colorado	84 77	76	A	Utah	84 80									
5	A	Oregon	78 96	150	H	Washington St.	81 73									
19	A	Oregon St.	61 68	164	H	Washington	82 57									
4	H	Stanford	67 69	21	A	Arizona St.	59 68									
39	H	California	86 76	91	A	Arizona	68 71									

Non-Div I Games:

Southern California

■ Loss,
 ■ Non-Conf,
 ■ S Site,
 ■ H Home
 ■ A Away
 N Neutral

Average RPI Win:	227	WON-LOST	WINNING	LAST 10	STRENGTH OF	OPP. STRENGTH	TEAM	ADJ.	CONF.	ADJ CONF.
Average RPI Loss:	105	RECORD	PCT. RANK	GAMES	SCHEDULE	OF SCHEDULE	RPI	RPI	RPI	RPI
DIV. I ONLY	13- 14	183	0- 1	86	193	159	159	13	13	
DIV. I NON-CONF.	7- 4	108	0- 0	94	217	78	78	15	15	
TOTALS	RPI 1-25	RPI 26-50	W-L RECORDS	RPI 51-100	RPI 101-150	RPI 150+				
13- 14	0- 3	0- 0	OVERALL	0- 4	3- 2	10- 5				
9- 5	0- 1	0- 0	HOME	0- 2	2- 0	7- 2				
3- 8	0- 1	0- 0	AWAY	0- 2	0- 2	3- 3				
1- 1	0- 1	0- 0	NEUTRAL	0- 0	1- 0	0- 0				
7- 4	0- 1	0- 0	NON-CONFERENCE	0- 0	3- 2	4- 1				
5- 0	0- 0	0- 0	HOME	0- 0	2- 0	3- 0				
1- 3	0- 0	0- 0	AWAY	0- 0	0- 2	1- 1				
1- 1	0- 1	0- 0	NEUTRAL	0- 0	1- 0	0- 0				
6- 10	0- 2	0- 0	CONFERENCE	0- 4	0- 0	6- 4				
4- 5	0- 1	0- 0	HOME	0- 2	0- 0	4- 2				
2- 5	0- 1	0- 0	AWAY	0- 2	0- 0	2- 2				
0- 0	0- 0	0- 0	NEUTRAL	0- 0	0- 0	0- 0				

RPI 1-25				RPI 26-50				RPI 51-100				RPI 101+ Team's RPI: 159			
RPI	S	Opponent	Score	RPI	S	Opponent	Score	RPI	S	Opponent	Score	RPI	S	Opponent	Score
21	N	Arizona St.	38 82					65	A	Missouri St.	51 66	113	N	Hartford	72 50
22	A	Drake	66 94					65	H	Missouri St.	58 70	114	A	Western Ky.	76 83
22	H	Drake	64 71					89	A	UNI	53 65	120	A	UT Martin	94 95
								89	H	UNI	67 76	125	H	Northern Ill.	82 73
												132	H	IUPUI	78 73
												157	A	Bradley	53 58
												157	H	Bradley	62 55
												160	A	Illinois St.	52 60
												160	H	Illinois St.	66 68
												178	A	Saint Louis	58 62
												199	H	Marshall	58 49
												213	H	Indiana St.	58 61
												239	H	Southeast Mo. St.	60 40
												244	A	Loyola Chicago	64 41
												244	H	Loyola Chicago	74 63
												260	A	Murray St.	65 59
												292	H	Eastern Ill.	73 59
												311	A	Valparaiso	58 47
												311	H	Valparaiso	87 65
												328	H	Evansville	67 47
LAST 12 Division I GAMES:															
89	H	UNI	67 76	65	H	Missouri St.	58 70								
22	H	Drake	64 71	22	A	Drake	66 94								
311	A	Valparaiso	58 47	89	A	UNI	53 65								
244	A	Loyola Chicago	64 41	244	H	Loyola Chicago	74 63								
160	H	Illinois St.	66 68	311	H	Valparaiso	87 65								
157	H	Bradley	62 55	157	A	Bradley	53 58								

Non-Div I Games:

Southern Ill.

Average RPI Win:	262	WON-LOST	WINNING	LAST 10	STRENGTH OF	OPP. STRENGTH	TEAM	ADJ.	CONF.	ADJ CONF.
Average RPI Loss:	108	RECORD	PCT. RANK	GAMES	SCHEDULE	OF SCHEDULE	RPI	RPI	RPI	RPI
DIV. I ONLY	15- 11	131	1- 0	248	207	186	186	14	14	
DIV. I NON-CONF.	6- 5	143	0- 0	280	319	250	250	17	17	
TOTALS	RPI 1-25	RPI 26-50	W-L RECORDS	RPI 51-100	RPI 101-150	RPI 150+				
15- 11	0- 1	0- 1	OVERALL	0- 3	2- 2	13- 4				
10- 6	0- 1	0- 1	HOME	0- 2	1- 0	9- 2				
5- 5	0- 0	0- 0	AWAY	0- 1	1- 2	4- 2				
0- 0	0- 0	0- 0	NEUTRAL	0- 0	0- 0	0- 0				
6- 5	0- 1	0- 0	NON-CONFERENCE	0- 1	0- 1	6- 2				
5- 3	0- 1	0- 0	HOME	0- 1	0- 0	5- 1				
1- 2	0- 0	0- 0	AWAY	0- 0	0- 1	1- 1				
0- 0	0- 0	0- 0	NEUTRAL	0- 0	0- 0	0- 0				
9- 6	0- 0	0- 1	CONFERENCE	0- 2	2- 1	7- 2				
5- 3	0- 0	0- 1	HOME	0- 1	1- 0	4- 1				
4- 3	0- 0	0- 0	AWAY	0- 1	1- 1	3- 1				
0- 0	0- 0	0- 0	NEUTRAL	0- 0	0- 0	0- 0				

RPI 1-25				RPI 26-50				RPI 51-100				RPI 101+ Team's RPI: 186			
RPI	S	Opponent	Score	RPI	S	Opponent	Score	RPI	S	Opponent	Score	RPI	S	Opponent	Score
8	H	Mississippi St.	42 86	30	H	Rice	47 58	67	A	Middle Tenn.	49 66	103	A	UAB	60 71
								95	H	Old Dominion	50 53	104	A	South Alabama	68 77
								98	H	Houston	44 61	114	A	Western Ky.	69 56
												116	H	Charlotte	65 54
												165	A	Tulane	54 71
												168	A	Louisiana Tech	85 106
												168	H	Louisiana Tech	74 70
												174	H	Sam Houston St.	61 65
												179	H	North Texas	48 62
												199	A	Marshall	64 52
												218	H	Grambling	68 47
												275	A	UTEP	64 63
												285	H	Samford	76 40
												305	H	Fla. Atlantic	67 45
												306	A	UTSA	70 45
												306	H	UTSA	72 39
												314	H	FIU	71 57
												319	H	Northwestern St.	69 54
												321	A	Southeastern La.	59 52
												326	H	Mississippi Val.	67 60
												351	H	Alcorn	66 47
LAST 12 Division I GAMES:															
306	H	UTSA	72 39	314	H	FIU	71 57								
168	H	Louisiana Tech	74 70	199	A	Marshall	64 52								
275	A	UTEP	64 63	114	A	Western Ky.	69 56								
306	A	UTSA	70 45	95	H	Old Dominion	50 53								
168	A	Louisiana Tech	85 106	116	H	Charlotte	65 54								
305	H	Fla. Atlantic	67 45	103	A	UAB	60 71								

Non-Div I Games: Blue Mountain (MS) 84 38 William Carey 74 48

Southern Miss.

Loss, Non-Conf, S Site, H Home A Away N Neutral

Average RPI Win:	294	WON-LOST	WINNING	LAST 10	STRENGTH OF	OPP. STRENGTH	TEAM	ADJ.	CONF.	ADJ CONF.
Average RPI Loss:	112	RECORD	PCT. RANK	GAMES	SCHEDULE	OF SCHEDULE	RPI	RPI	RPI	RPI
DIV. I ONLY	13- 10	140	0- 0	262	287	173	173	29	29	
DIV. I NON-CONF.	0- 7	336	0- 0	6	4	186	186	28	28	
TOTALS	RPI 1-25	RPI 26-50	W-L RECORDS	RPI 51-100	RPI 101-150	RPI 150+				
13- 10	0- 3	0- 1	OVERALL	0- 1	0- 2	13- 3				
7- 3	0- 0	0- 0	HOME	0- 0	0- 1	7- 2				
6- 7	0- 3	0- 1	AWAY	0- 1	0- 1	6- 1				
0- 0	0- 0	0- 0	NEUTRAL	0- 0	0- 0	0- 0				
0- 7	0- 3	0- 1	NON-CONFERENCE	0- 1	0- 2	0- 0				
0- 1	0- 0	0- 0	HOME	0- 0	0- 1	0- 0				
0- 6	0- 3	0- 1	AWAY	0- 1	0- 1	0- 0				
0- 0	0- 0	0- 0	NEUTRAL	0- 0	0- 0	0- 0				
13- 3	0- 0	0- 0	CONFERENCE	0- 0	0- 0	13- 3				
7- 2	0- 0	0- 0	HOME	0- 0	0- 0	7- 2				
6- 1	0- 0	0- 0	AWAY	0- 0	0- 0	6- 1				
0- 0	0- 0	0- 0	NEUTRAL	0- 0	0- 0	0- 0				

RPI 1-25				RPI 26-50				RPI 51-100				RPI 101+ Team's RPI: 173			
RPI	S	Opponent	Score	RPI	S	Opponent	Score	RPI	S	Opponent	Score	RPI	S	Opponent	Score
2	A	Baylor	49 94	45	A	Michigan	35 76	51	A	TCU	40 69	104	H	South Alabama	49 53
20	A	Kentucky	41 91									144	A	Texas Tech	58 76
21	A	Arizona St.	47 69									196	H	Prairie View	54 55
												207	H	Texas Southern	63 61
												218	A	Grambling	86 81
												218	H	Grambling	71 65
												263	A	Alabama St.	61 78
												263	H	Alabama St.	62 52
												271	A	Jackson St.	76 74
												271	H	Jackson St.	52 59
												300	A	Alabama A&M	54 50
												300	H	Alabama A&M	68 60
												326	A	Mississippi Val.	67 46
												326	H	Mississippi Val.	74 67
												347	A	Ark.-Pine Bluff	56 45
												347	H	Ark.-Pine Bluff	73 41
												351	A	Alcorn	75 54
												351	H	Alcorn	51 39
LAST 12 Division I GAMES:															
351	H	Alcorn	51 39	218	H	Grambling	71 65								
263	H	Alabama St.	62 52	351	A	Alcorn	75 54								
300	H	Alabama A&M	68 60	263	A	Alabama St.	61 78								
326	A	Mississippi Val.	67 46	300	A	Alabama A&M	54 50								
347	A	Ark.-Pine Bluff	56 45	326	H	Mississippi Val.	74 67								
271	H	Jackson St.	52 59	347	H	Ark.-Pine Bluff	73 41								

Non-Div I Games: Dillard 61 63 Wiley 89 58 Louisiana Col. 77 53 Millsaps 71 36 Southern U.

Southern Utah

Through Games Of March 6, 2019

Average RPI Win:	216	WON-LOST	WINNING	LAST 10	STRENGTH OF	OPP. STRENGTH	TEAM	ADJ.	CONF.	ADJ CONF.
Average RPI Loss:	155	RECORD	PCT. RANK	GAMES	SCHEDULE	OF SCHEDULE	RPI	RPI	RPI	RPI
DIV. I ONLY	7- 21	298	0- 1	136	217	284	284	16	16	
DIV. I NON-CONF.	3- 6	241	0- 1	35	306	182	182	13	13	
TOTALS	RPI 1-25	RPI 26-50	W-L RECORDS	RPI 51-100	RPI 101-150	RPI 150+				
7- 21	0- 0	1- 1	OVERALL	0- 3	0- 8	6- 9				
6- 8	0- 0	1- 0	HOME	0- 1	0- 4	5- 3				
1- 13	0- 0	0- 1	AWAY	0- 2	0- 4	1- 6				
0- 0	0- 0	0- 0	NEUTRAL	0- 0	0- 0	0- 0				
3- 6	0- 0	1- 1	NON-CONFERENCE	0- 1	0- 1	2- 3				
3- 1	0- 0	1- 0	HOME	0- 0	0- 0	2- 1				
0- 5	0- 0	0- 1	AWAY	0- 1	0- 1	0- 2				
0- 0	0- 0	0- 0	NEUTRAL	0- 0	0- 0	0- 0				
4- 15	0- 0	0- 0	CONFERENCE	0- 2	0- 7	4- 6				
3- 7	0- 0	0- 0	HOME	0- 1	0- 4	3- 2				
1- 8	0- 0	0- 0	AWAY	0- 1	0- 3	1- 4				
0- 0	0- 0	0- 0	NEUTRAL	0- 0	0- 0	0- 0				

RPI	S	Opponent	Score	RPI	S	Opponent	Score	RPI	S	Opponent	Score	RPI	S	Opponent	Score	Team's RPI: 284
34	H	BYU	67 64	68	A	Idaho	49 77	107	H	Northern Colo.	44 71					
47	A	Boise St.	53 88	68	H	Idaho	70 82	111	A	Idaho St.	47 80					
				88	A	UC Davis	45 68	111	H	Idaho St.	57 69					
								133	A	Portland St.	49 63					
								133	H	Portland St.	56 81					
								141	A	Montana St.	64 69					
								141	H	Montana St.	55 70					
								147	A	UC Riverside	50 56					
								156	H	Denver	70 71					
								169	A	Oral Roberts	59 64					
								180	A	Eastern Wash.	66 80					
								180	H	Eastern Wash.	73 63					
								184	A	UC Irvine	58 75					
								188	A	Montana	57 79					
								188	H	Montana	71 56					
								243	A	Northern Ariz.	82 76					
								243	H	Northern Ariz.	69 78					
								256	A	Sacramento St.	76 77					
								256	H	Sacramento St.	69 75					
								269	H	San Diego	69 59					
								279	H	Utah Valley	60 59					
								322	A	Weber St.	66 67					
								322	H	Weber St.	84 79					
LAST 12 Division I GAMES:																
147	A	UC Riverside	50 56	256	H	Sacramento St.	69 75									
141	H	Montana St.	55 70	111	A	Idaho St.	47 80									
188	H	Montana	71 56	322	A	Weber St.	66 67									
68	A	Idaho	49 77	68	H	Idaho	70 82									
180	A	Eastern Wash.	66 80	180	H	Eastern Wash.	73 63									
133	H	Portland St.	56 81	243	H	Northern Ariz.	69 78									

Non-Div I Games:

Southern Utah

■ Loss,
■ Non-Conf,
■ S Site,
■ H Home
■ A Away
N Neutral

St. Bonaventure

Through Games Of March 6, 2019

Average RPI Win:	247	WON-LOST	WINNING	LAST 10	STRENGTH OF	OPP. STRENGTH	TEAM	ADJ.	CONF.	ADJ CONF.
Average RPI Loss:	147	RECORD	PCT. RANK	GAMES	SCHEDULE	OF SCHEDULE	RPI	RPI	RPI	RPI
DIV. I ONLY	8- 22	292	0- 1	149	176	261	261	17	17	
DIV. I NON-CONF.	3- 10	278	0- 0	114	149	243	243	16	16	
TOTALS	RPI 1-25	RPI 26-50	W-L RECORDS	RPI 51-100	RPI 101-150	RPI 150+				
8- 22	0- 0	0- 3	OVERALL	0- 2	0- 8	8- 9				
4- 9	0- 0	0- 1	HOME	0- 2	0- 3	4- 3				
4- 12	0- 0	0- 1	AWAY	0- 0	0- 5	4- 6				
0- 1	0- 0	0- 1	NEUTRAL	0- 0	0- 0	0- 0				
3- 10	0- 0	0- 3	NON-CONFERENCE	0- 1	0- 2	3- 4				
2- 3	0- 0	0- 1	HOME	0- 1	0- 0	2- 1				
1- 6	0- 0	0- 1	AWAY	0- 0	0- 2	1- 3				
0- 1	0- 0	0- 1	NEUTRAL	0- 0	0- 0	0- 0				
5- 12	0- 0	0- 0	CONFERENCE	0- 1	0- 6	5- 5				
2- 6	0- 0	0- 0	HOME	0- 1	0- 3	2- 2				
3- 6	0- 0	0- 0	AWAY	0- 0	0- 3	3- 3				
0- 0	0- 0	0- 0	NEUTRAL	0- 0	0- 0	0- 0				

RPI	S	Opponent	Score	RPI	S	Opponent	Score	RPI	S	Opponent	Score	RPI	S	Opponent	Score	Team's RPI: 261
31	N	Ohio	53 70	86	H	Kent St.	64 76	101	A	Georgia	40 67	102	H	Fordham	44 53	
36	A	Buffalo	43 90	94	H	VCU	50 59	117	H	Dayton	49 62	136	A	Duquesne	64 80	
42	H	Bucknell	46 77					136	H	Duquesne	54 60	142	A	Penn St.	65 80	
								149	A	Davidson	49 74	149	A	Davidson	55 67	
								152	A	Akron	58 67	156	A	Denver	62 76	
								178	H	Saint Louis	45 62	203	A	Massachusetts	64 63	
								205	A	Cornell	44 58	214	A	George Washington	44 57	
								223	A	George Mason	68 57	223	H	George Mason	64 55	
								227	H	Hofstra	59 67	228	A	Saint Joseph's	41 66	
								258	A	Rhode Island	84 68	258	H	Rhode Island	62 61	
								264	A	Niagara	76 48	267	H	Siena	74 58	
								273	A	Richmond	49 57	282	H	Canisius	100 94	
								283	H	La Salle	45 52					
LAST 12 Division I GAMES:																
149	A	Davidson	49 74	273	A	Richmond	49 57	149	A	Davidson	55 67	273	A	Richmond	49 57	
136	A	Duquesne	64 80	94	H	VCU	50 59	223	H	George Mason	64 55	258	A	Rhode Island	84 68	
283	H	La Salle	45 52	203	A	Massachusetts	64 63									
214	A	George Washington	44 57													
258	H	Rhode Island	62 61													
102	H	Fordham	44 53													

Non-Div I Games:

St. Bonaventure

■ Loss,
■ Non-Conf,
■ S Site,
■ H Home
■ A Away
N Neutral

Average RPI Win: 289		WON-LOST	WINNING	LAST 10	STRENGTH OF	OPP. STRENGTH	TEAM	ADJ.	CONF.	ADJ CONF.
Average RPI Loss: 207		RECORD	PCT. RANK	GAMES	SCHEDULE	OF SCHEDULE	RPI	RPI	RPI	RPI
DIV. I ONLY		16- 12	133	1- 0	336	345	246	246	31	31
DIV. I NON-CONF.		5- 6	177	0- 0	308	321	273	273	31	31
TOTALS		RPI 1-25	RPI 26-50	W-L RECORDS	RPI 51-100	RPI 101-150	RPI 150+			
16- 12	0- 0		0- 0	OVERALL	0- 1	1- 2	15- 9			
9- 4	0- 0		0- 0	HOME	0- 1	0- 0	9- 3			
6- 7	0- 0		0- 0	AWAY	0- 0	1- 2	5- 5			
1- 1	0- 0		0- 0	NEUTRAL	0- 0	0- 0	1- 1			
5- 6	0- 0		0- 0	NON-CONFERENCE	0- 1	1- 2	4- 3			
2- 2	0- 0		0- 0	HOME	0- 1	0- 0	2- 1			
2- 3	0- 0		0- 0	AWAY	0- 0	1- 2	1- 1			
1- 1	0- 0		0- 0	NEUTRAL	0- 0	0- 0	1- 1			
11- 6	0- 0		0- 0	CONFERENCE	0- 0	0- 0	11- 6			
7- 2	0- 0		0- 0	HOME	0- 0	0- 0	7- 2			
4- 4	0- 0		0- 0	AWAY	0- 0	0- 0	4- 4			
0- 0	0- 0		0- 0	NEUTRAL	0- 0	0- 0	0- 0			

[illegible]

Non-Div I Games:	Mercy	102	51
------------------	-------	-----	----

St. Francis Brooklyn

Loss, Non-Conf, S Site, H Home A Away N Neutral

S
t
.
F
r
a
n
c
i
s
B
r
o
o
k
l
y
n

St. Francis Brooklyn
RPI S Opponent Score

Through Games Of March 6, 2019

RPI	S	Opponent	Score
350	N	Chicago St.	110 73

St. Francis Brooklyn

S
t
.
F
r
a
n
c
i
s
B
r
o
o
k
l
y
n

St. John's (NY)

Through Games Of March 6, 2019

Average RPI Win:	173	WON-LOST	WINNING	LAST 10	STRENGTH OF	OPP. STRENGTH	TEAM	ADJ.	CONF.	ADJ CONF.
Average RPI Loss:	65	RECORD	PCT. RANK	GAMES	SCHEDULE	OF SCHEDULE	RPI	RPI	RPI	RPI
DIV. I ONLY	14- 15	178	0- 1	76	46	118	118	6	6	
DIV. I NON-CONF.	7- 4	108	0- 0	212	63	111	111	4	4	
TOTALS	RPI 1-25	RPI 26-50	W-L RECORDS	RPI 51-100	RPI 101-150	RPI 150+				
14- 15	1- 5	1- 2	OVERALL	3- 4	2- 4	7- 0				
5- 7	1- 2	0- 1	HOME	1- 2	1- 2	2- 0				
7- 7	0- 2	1- 1	AWAY	1- 2	1- 2	4- 0				
2- 1	0- 1	0- 0	NEUTRAL	1- 0	0- 0	1- 0				
7- 4	0- 2	0- 1	NON-CONFERENCE	1- 0	1- 1	5- 0				
2- 1	0- 1	0- 0	HOME	0- 0	1- 0	1- 0				
3- 2	0- 0	0- 1	AWAY	0- 0	0- 1	3- 0				
2- 1	0- 1	0- 0	NEUTRAL	1- 0	0- 0	1- 0				
7- 11	1- 3	1- 1	CONFERENCE	2- 4	1- 3	2- 0				
3- 6	1- 1	0- 1	HOME	1- 2	0- 2	1- 0				
4- 5	0- 2	1- 0	AWAY	1- 2	1- 1	1- 0				
0- 0	0- 0	0- 0	NEUTRAL	0- 0	0- 0	0- 0				

RPI 1-25				RPI 26-50				RPI 51-100				RPI 101+ Team's RPI: 118			
RPI	S	Opponent	Score	RPI	S	Opponent	Score	RPI	S	Opponent	Score	RPI	S	Opponent	Score
6	N	UConn	55 65	32	A	James Madison	51 64	59	A	Butler	45 66	121	A	Providence	60 57
12	A	Marquette	73 83	43	A	Villanova	66 62	59	H	Butler	68 73	121	H	Providence	66 67
12	H	Marquette	81 74	43	H	Villanova	57 73	75	A	Georgetown	80 82	122	H	Yale	56 52
23	H	Florida St.	53 57					75	H	Georgetown	59 51	129	A	Seton Hall	67 77
24	A	DePaul	64 73					87	N	Purdue	68 62	129	H	Seton Hall	72 76
24	H	DePaul	62 70					100	A	Creighton	51 45	146	A	Wake Forest	59 64
								100	H	Creighton	63 65	201	A	Xavier	76 57
												201	H	Xavier	70 41
												234	N	Ole Miss	64 59
												278	A	Army West Point	60 49
												283	A	La Salle	83 57
												325	A	Iona	61 35
												337	H	Delaware St.	82 44
LAST 12 Division I GAMES:															
129	H	Seton Hall	72 76	100	A	Creighton	51 45								
75	A	Georgetown	80 82	201	H	Xavier	70 41								
43	A	Villanova	66 62	59	H	Butler	68 73								
24	H	DePaul	62 70	43	H	Villanova	57 73								
12	H	Marquette	81 74	75	H	Georgetown	59 51								
121	A	Providence	60 57	12	A	Marquette	73 83								

Non-Div I Games:

St. John's (NY)

■ Loss,
 ■ Non-Conf,
 ■ S Site,
 ■ H Home
 ■ A Away
 N Neutral

Stanford

Through Games Of March 6, 2019

Average RPI Win:	90	WON-LOST	WINNING	LAST 10	STRENGTH OF	OPP. STRENGTH	TEAM	ADJ.	CONF.	ADJ CONF.
Average RPI Loss:	33	RECORD	PCT. RANK	GAMES	SCHEDULE	OF SCHEDULE	RPI	RPI	RPI	RPI
DIV. I ONLY	25- 4	10	1- 0	7	7	4	4	2	2	
DIV. I NON-CONF.	10- 1	17	0- 0	7	38	3	3	2	2	
TOTALS	RPI 1-25	RPI 26-50	W-L RECORDS	RPI 51-100	RPI 101-150	RPI 150+				
25- 4	4- 2	6- 1	OVERALL	7- 1	3- 0	5- 0				
13- 1	3- 1	3- 0	HOME	3- 0	2- 0	2- 0				
10- 3	1- 1	3- 1	AWAY	2- 1	1- 0	3- 0				
2- 0	0- 0	0- 0	NEUTRAL	2- 0	0- 0	0- 0				
10- 1	1- 1	1- 0	NON-CONFERENCE	5- 0	1- 0	2- 0				
5- 0	1- 0	0- 0	HOME	2- 0	1- 0	1- 0				
3- 1	0- 1	1- 0	AWAY	1- 0	0- 0	1- 0				
2- 0	0- 0	0- 0	NEUTRAL	2- 0	0- 0	0- 0				
15- 3	3- 1	5- 1	CONFERENCE	2- 1	2- 0	3- 0				
8- 1	2- 1	3- 0	HOME	1- 0	1- 0	1- 0				
7- 2	1- 0	2- 1	AWAY	1- 1	1- 0	2- 0				
0- 0	0- 0	0- 0	NEUTRAL	0- 0	0- 0	0- 0				

RPI	S	Opponent	Score	RPI	S	Opponent	Score	RPI	S	Opponent	Score	RPI	S	Opponent	Score
2	H	Baylor	68 63	33	A	UCLA	65 51	58	N	FGCU	88 65	135	H	CSUN	69 43
5	H	Oregon	48 88	33	H	UCLA	86 80	63	A	Tennessee	95 85	150	A	Washington St.	67 42
13	A	Gonzaga	73 79	36	A	Buffalo	62 55	68	H	Idaho	115 71	150	H	Washington St.	85 64
19	H	Oregon St.	61 44	39	A	California	80 81	76	A	Utah	68 75	164	A	Washington	72 53
21	A	Arizona St.	72 65	39	H	California	75 50	80	N	American	71 49	164	H	Washington	91 54
21	H	Arizona St.	71 50	41	A	Southern California	69 67	88	H	UC Davis	71 43	171	A	Colorado	80 69
				41	H	Southern California	72 64	91	A	Arizona	78 48	236	A	Hawaii	81 59
								91	H	Arizona	56 54	253	H	San Francisco	96 62
LAST 12 Division I GAMES:															
164	A	Washington	72 53	5	H	Oregon	48 88								
150	A	Washington St.	67 42	19	H	Oregon St.	61 44								
21	H	Arizona St.	71 50	39	H	California	75 50								
91	H	Arizona	56 54	39	A	California	80 81								
41	A	Southern California	69 67	76	A	Utah	68 75								
33	A	UCLA	65 51	171	A	Colorado	80 69								

Non-Div I Games:

Stanford

Loss, Non-Conf, S Site, H Home A Away N Neutral

Average RPI Win: 276	WON-LOST	WINNING	LAST 10	STRENGTH OF	OPP. STRENGTH	TEAM	ADJ.	CONF.	ADJ CONF.
Average RPI Loss: 122	RECORD	PCT. RANK	GAMES	SCHEDULE	OF SCHEDULE	RPI	RPI	RPI	RPI
DIV. I ONLY	14- 14	172	0- 1	201	243	190	190	24	24
DIV. I NON-CONF.	3- 9	271	0- 0	140	135	280	280	26	26
TOTALS	RPI 1-25	RPI 26-50	W-L RECORDS	RPI 51-100	RPI 101-150	RPI 150+			
14- 14	0- 1	0- 1	OVERALL	0- 5	0- 1	14- 6			
9- 4	0- 1	0- 0	HOME	0- 2	0- 0	9- 1			
5- 7	0- 0	0- 1	AWAY	0- 2	0- 0	5- 4			
0- 3	0- 0	0- 0	NEUTRAL	0- 1	0- 1	0- 1			
3- 9	0- 1	0- 1	NON-CONFERENCE	0- 3	0- 1	3- 3			
3- 2	0- 1	0- 0	HOME	0- 1	0- 0	3- 0			
0- 4	0- 0	0- 1	AWAY	0- 1	0- 0	0- 2			
0- 3	0- 0	0- 0	NEUTRAL	0- 1	0- 1	0- 1			
11- 5	0- 0	0- 0	CONFERENCE	0- 2	0- 0	11- 3			
6- 2	0- 0	0- 0	HOME	0- 1	0- 0	6- 1			
5- 3	0- 0	0- 0	AWAY	0- 1	0- 0	5- 2			
0- 0	0- 0	0- 0	NEUTRAL	0- 0	0- 0	0- 0			

RPI 1-25				RPI 26-50				RPI 51-100				RPI 101+ Team's RPI: 190			
RPI	S	Opponent	Score	RPI	S	Opponent	Score	RPI	S	Opponent	Score	RPI	S	Opponent	Score
15	H	UCF	55 78	26	A	Texas	46 65	58	A	FGCU	42 61	124	N	Marist	69 76
								58	H	FGCU	40 73	151	A	Alabama	47 59
								61	H	Penn	53 75	166	A	Tulsa	54 55
								63	A	Tennessee	55 65	182	A	North Ala.	55 71
								77	N	Wright St.	44 57	182	H	North Ala.	69 59
												193	A	Liberty	68 56
												193	H	Liberty	69 52
												225	A	Jacksonville	69 56
												225	H	Jacksonville	54 46
												227	N	Hofstra	50 53
												241	H	North Dakota	74 63
												252	A	North Florida	57 71
												252	H	North Florida	62 75
												309	A	Kennesaw St.	58 45
												309	H	Kennesaw St.	76 69
												324	H	North Dakota St.	60 59
												327	A	Lipscomb	80 65
												327	H	Lipscomb	76 49
												329	A	NJIT	56 47
												329	H	NJIT	74 48
												346	H	Florida A&M	69 44
LAST 12 Division I GAMES:															
				58	A	FGCU	42 61					225	H	Jacksonville	54 46
				309	A	Kennesaw St.	58 45					193	A	Liberty	68 56
				252	H	North Florida	62 75					309	H	Kennesaw St.	76 69
				182	H	North Ala.	69 59					225	A	Jacksonville	69 56
				329	A	NJIT	56 47					327	H	Lipscomb	76 49
				58	H	FGCU	40 73					329	H	NJIT	74 48

Non-Div I Games: Central St. (OH) 81 51 Webber Int'l 80 52

Stetson

Loss, Non-Conf, S Site, H Home A Away N Neutral

Stony Brook

Through Games Of March 6, 2019

Average RPI Win:	273	WON-LOST	WINNING	LAST 10	STRENGTH OF	OPP. STRENGTH	TEAM	ADJ.	CONF.	ADJ CONF.
Average RPI Loss:	100	RECORD	PCT. RANK	GAMES	SCHEDULE	OF SCHEDULE	RPI	RPI	RPI	RPI
DIV. I ONLY	22- 7	46	1- 0	316	256	137	137	23	23	
DIV. I NON-CONF.	10- 2	37	0- 0	291	263	91	91	25	25	
TOTALS	RPI 1-25	RPI 26-50	W-L RECORDS	RPI 51-100	RPI 101-150	RPI 150+				
22- 7	0- 1	0- 0	OVERALL	0- 3	1- 2	21- 1				
12- 3	0- 0	0- 0	HOME	0- 1	0- 1	12- 1				
10- 4	0- 1	0- 0	AWAY	0- 2	1- 1	9- 0				
0- 0	0- 0	0- 0	NEUTRAL	0- 0	0- 0	0- 0				
10- 2	0- 1	0- 0	NON-CONFERENCE	0- 1	1- 0	9- 0				
6- 0	0- 0	0- 0	HOME	0- 0	0- 0	6- 0				
4- 2	0- 1	0- 0	AWAY	0- 1	1- 0	3- 0				
0- 0	0- 0	0- 0	NEUTRAL	0- 0	0- 0	0- 0				
12- 5	0- 0	0- 0	CONFERENCE	0- 2	0- 2	12- 1				
6- 3	0- 0	0- 0	HOME	0- 1	0- 1	6- 1				
6- 2	0- 0	0- 0	AWAY	0- 1	0- 1	6- 0				
0- 0	0- 0	0- 0	NEUTRAL	0- 0	0- 0	0- 0				

RPI 1-25				RPI 26-50				RPI 51-100				RPI 101+ Team's RPI: 137			
RPI	S	Opponent	Score	RPI	S	Opponent	Score	RPI	S	Opponent	Score	RPI	S	Opponent	Score
25	A	Rutgers	47 61					62	A	Maine	61 71	113	A	Hartford	62 73
								62	H	Maine	54 68	113	H	Hartford	36 64
								82	A	Toledo	48 80	142	A	Penn St.	81 70
												192	A	Sacred Heart	73 58
												205	H	Cornell	63 61
												227	H	Hofstra	77 49
												242	A	Albany (NY)	68 52
												242	H	Albany (NY)	49 54
												246	H	St. Francis Brooklyn	74 67
												254	A	Binghamton	65 56
												254	H	Binghamton	68 53
												274	A	Manhattan	79 48
												277	A	Vermont	67 61
												277	H	Vermont	69 58
												277	H	Vermont	58 48
												288	H	Ga. Southern	72 43
												304	A	UMBC	70 59
												304	H	UMBC	57 44
												313	H	Wagner	70 45
												315	A	New Hampshire	82 63
												315	H	New Hampshire	67 37
												320	A	UMass Lowell	64 47
												320	H	UMass Lowell	76 56
												325	A	Iona	53 51
												343	H	Fairleigh Dickinson	63 49
LAST 12 Division I GAMES:															
277	H	Vermont	69 58	320	A	UMass Lowell	64 47								
277	H	Vermont	58 48	254	H	Binghamton	68 53								
304	A	UMBC	70 59	113	A	Hartford	62 73								
62	A	Maine	61 71	304	H	UMBC	57 44								
242	A	Albany (NY)	68 52	277	A	Vermont	67 61								
315	H	New Hampshire	67 37	242	H	Albany (NY)	49 54								

Non-Div I Games: SUNY New Paltz 87 50

Stony Brook

Loss, Non-Conf, S Site, H Home A Away N Neutral

Syracuse

Through Games Of March 6, 2019

Average RPI Win:	97	WON-LOST	WINNING	LAST 10	STRENGTH OF	OPP. STRENGTH	TEAM	ADJ.	CONF.	ADJ CONF.
Average RPI Loss:	26	RECORD	PCT. RANK	GAMES	SCHEDULE	OF SCHEDULE	RPI	RPI	RPI	RPI
DIV. I ONLY	22- 7	46	1- 0	4	9	10	10	1	1	
DIV. I NON-CONF.	11- 2	32	0- 0	9	58	5	5	1	1	
TOTALS	RPI 1-25	RPI 26-50	W-L RECORDS	RPI 51-100	RPI 101-150	RPI 150+				
22- 7	4- 5	3- 0	OVERALL	5- 2	7- 0	3- 0				
11- 3	1- 3	2- 0	HOME	1- 0	4- 0	3- 0				
6- 4	1- 2	0- 0	AWAY	3- 2	2- 0	0- 0				
5- 0	2- 0	1- 0	NEUTRAL	1- 0	1- 0	0- 0				
11- 2	3- 1	2- 0	NON-CONFERENCE	1- 1	2- 0	3- 0				
6- 0	1- 0	1- 0	HOME	0- 0	1- 0	3- 0				
0- 2	0- 1	0- 0	AWAY	0- 1	0- 0	0- 0				
5- 0	2- 0	1- 0	NEUTRAL	1- 0	1- 0	0- 0				
11- 5	1- 4	1- 0	CONFERENCE	4- 1	5- 0	0- 0				
5- 3	0- 3	1- 0	HOME	1- 0	3- 0	0- 0				
6- 2	1- 1	0- 0	AWAY	3- 1	2- 0	0- 0				
0- 0	0- 0	0- 0	NEUTRAL	0- 0	0- 0	0- 0				

RPI	S	Opponent	Score	RPI	S	Opponent	Score	RPI	S	Opponent	Score	RPI	S	Opponent	Score
1	H	Notre Dame	68 98	35	N	Kansas St.	70 61	54	A	Georgia Tech	55 65	111	H	Towson	98 55
3	A	Louisville	51 76	38	H	North Carolina	90 77	55	A	Clemson	84 75	123	A	Pittsburgh	82 50
5	A	Oregon	73 75	42	H	Bucknell	70 56	56	N	Princeton	92 61	123	H	Pittsburgh	90 63
7	H	NC State	73 77					60	A	Virginia Tech	75 73	128	A	Boston College	76 59
15	N	UCF	57 52					73	A	Duke	64 55	128	H	Boston College	96 69
17	H	Texas A&M	75 65					90	H	Virginia	72 68	136	N	Duquesne	87 71
18	H	Miami (FL)	71 84					97	A	Minnesota	68 72	146	H	Wake Forest	77 57
23	A	Florida St.	94 88									208	H	UMES	96 51
24	N	DePaul	83 81									241	H	North Dakota	85 49
												264	H	Niagara	94 45
LAST 12 Division I GAMES:															
128	A	Boston College	76 59	128	H	Boston College	96 69								
23	A	Florida St.	94 88	3	A	Louisville	51 76								
1	H	Notre Dame	68 98	90	H	Virginia	72 68								
123	H	Pittsburgh	90 63	73	A	Duke	64 55								
146	H	Wake Forest	77 57	18	H	Miami (FL)	71 84								
7	H	NC State	73 77	54	A	Georgia Tech	55 65								

Non-Div I Games:

Syracuse

■ Loss,
■ Non-Conf,
■ S Site,
■ H Home
■ A Away
N Neutral

Average RPI Win: 170		WON-LOST	WINNING	LAST 10	STRENGTH OF	OPP. STRENGTH	TEAM	ADJ.	CONF.	ADJ CONF.
Average RPI Loss: 38		RECORD	PCT. RANK	GAMES	SCHEDULE	OF SCHEDULE	RPI	RPI	RPI	RPI
DIV. I ONLY		20- 9	72	0- 1	74	51	51	51	3	3
DIV. I NON-CONF.		10- 1	17	0- 0	267	269	76	76	3	3
<hr/>										
TOTALS	RPI 1-25	RPI 26-50		W-L RECORDS		RPI 51-100	RPI 101-150		RPI 150+	
20- 9	1- 3	1- 4		OVERALL		1- 1	7- 1		10- 0	
14- 3	1- 1	0- 2		HOME		1- 0	5- 0		7- 0	
6- 5	0- 2	1- 1		AWAY		0- 1	2- 1		3- 0	
0- 1	0- 0	0- 1		NEUTRAL		0- 0	0- 0		0- 0	
10- 1	0- 0	0- 1		NON-CONFERENCE		0- 0	2- 0		8- 0	
8- 0	0- 0	0- 0		HOME		0- 0	2- 0		6- 0	
2- 0	0- 0	0- 0		AWAY		0- 0	0- 0		2- 0	
0- 1	0- 0	0- 1		NEUTRAL		0- 0	0- 0		0- 0	
10- 8	1- 3	1- 3		CONFERENCE		1- 1	5- 1		2- 0	
6- 3	1- 1	0- 2		HOME		1- 0	3- 0		1- 0	
4- 5	0- 2	1- 1		AWAY		0- 1	2- 1		1- 0	
0- 0	0- 0	0- 0		NEUTRAL		0- 0	0- 0		0- 0	

RPI S Opponent	Score	RPI S Opponent	Score	RPI S Opponent	Score	RPI S Opponent	Score
2 A Baylor	71 89	26 A Texas	67 73	71 A West Virginia	65 79	131 A Oklahoma St.	71 75
2 H Baylor	55 79	26 H Texas	48 62	71 H West Virginia	62 48	131 H Oklahoma St.	69 55
11 A Iowa St.	54 92	34 N BYU	58 61			136 H Duquesne	61 48
11 H Iowa St.	76 69	35 A Kansas St.	61 47			141 H Montana St.	71 49
		35 H Kansas St.	72 75			144 A Texas Tech	70 63
						144 H Texas Tech	78 70
						145 A Oklahoma	76 63
						145 H Oklahoma	86 71
						158 A Kansas	76 66
						158 H Kansas	58 53
						173 H Southern U.	69 40
						174 H Sam Houston St.	72 59
						214 H SMU	65 63
						233 A San Diego St.	81 64
						234 A Ole Miss	55 50
						278 H Army West Point	63 38
						326 H Mississippi Val.	96 47
						351 H Alcorn	88 31
LAST 12 Division I GAMES:							
26 H Texas	48 62	2 A Baylor	71 89				
145 A Oklahoma	76 63	144 A Texas Tech	70 63				
158 A Kansas	76 66	131 H Oklahoma St.	69 55				
35 H Kansas St.	72 75	35 A Kansas St.	61 47				
71 A West Virginia	65 79	158 H Kansas	58 53				
11 H Iowa St.	76 69	145 H Oklahoma	86 71				

Non-Div I Games:

TCU

Average RPI Win:	223	WON-LOST	WINNING	LAST 10	STRENGTH OF	OPP. STRENGTH	TEAM	ADJ.	CONF.	ADJ CONF.
Average RPI Loss:	89	RECORD	PCT. RANK	GAMES	SCHEDULE	OF SCHEDULE	RPI	RPI	RPI	RPI
DIV. I ONLY	11- 18	241	1- 0	73	85	155	155	9	9	
DIV. I NON-CONF.	4- 9	252	0- 0	125	76	194	194	8	8	
TOTALS	RPI 1-25	RPI 26-50	W-L RECORDS	RPI 51-100	RPI 101-150	RPI 150+				
11- 18	0- 6	0- 1	OVERALL	2- 4	0- 3	9- 4				
7- 4	0- 1	0- 0	HOME	2- 0	0- 1	5- 2				
4- 13	0- 5	0- 1	AWAY	0- 3	0- 2	4- 2				
0- 1	0- 0	0- 0	NEUTRAL	0- 1	0- 0	0- 0				
4- 9	0- 3	0- 1	NON-CONFERENCE	0- 2	0- 2	4- 1				
3- 0	0- 0	0- 0	HOME	0- 0	0- 0	3- 0				
1- 8	0- 3	0- 1	AWAY	0- 1	0- 2	1- 1				
0- 1	0- 0	0- 0	NEUTRAL	0- 1	0- 0	0- 0				
7- 9	0- 3	0- 0	CONFERENCE	2- 2	0- 1	5- 3				
4- 4	0- 1	0- 0	HOME	2- 0	0- 1	2- 2				
3- 5	0- 2	0- 0	AWAY	0- 2	0- 0	3- 1				
0- 0	0- 0	0- 0	NEUTRAL	0- 0	0- 0	0- 0				

RPI	S	Opponent	Score	RPI	S	Opponent	Score	RPI	S	Opponent	Score	RPI	S	Opponent	Score	Team's RPI: 155
6	A	UConn	74 109	43	A	Villanova	68 76	61	A	Penn	62 71	124	A	Marist	68 74	
6	H	UConn	67 88					72	A	Cincinnati	52 72	127	H	South Fla.	53 63	
15	A	UCF	54 62					72	H	Cincinnati	78 70	136	A	Duquesne	53 54	
16	A	South Carolina	60 88					81	N	Radford	50 56	165	H	Tulane	57 66	
18	A	Miami (FL)	61 73					98	A	Houston	65 78	166	A	Tulsa	75 61	
24	A	DePaul	88 102					98	H	Houston	76 65	166	H	Tulsa	61 64	
												206	H	East Carolina	84 62	
												214	A	SMU	52 53	
												228	A	Saint Joseph's	58 52	
												232	A	Memphis	84 53	
												234	A	Ole Miss	55 62	
												251	A	Wichita St.	65 40	
												251	H	Wichita St.	68 52	
												283	H	La Salle	75 47	
												325	H	Iona	59 39	
												337	H	Delaware St.	75 61	
LAST 12 Division I GAMES:																
232	A	Memphis	84 53	6	A	UConn	74 109									
251	H	Wichita St.	68 52	98	H	Houston	76 65									
166	H	Tulsa	61 64	251	A	Wichita St.	65 40									
15	A	UCF	54 62	166	A	Tulsa	75 61									
214	A	SMU	52 53	206	H	East Carolina	84 62									
72	H	Cincinnati	78 70	61	A	Penn	62 71									

Non-Div I Games:

Temple

Tennessee

Through Games Of March 6, 2019

Average RPI Win:	153	WON-LOST	WINNING	LAST 10	STRENGTH OF	OPP. STRENGTH	TEAM	ADJ.	CONF.	ADJ CONF.
Average RPI Loss:	58	RECORD	PCT. RANK	GAMES	SCHEDULE	OF SCHEDULE	RPI	RPI	RPI	RPI
DIV. I ONLY	18- 11	106	1- 0	41	53	63	63	5	5	
DIV. I NON-CONF.	11- 2	32	1- 0	57	87	31	31	5	5	
TOTALS	RPI 1-25	RPI 26-50	W-L RECORDS	RPI 51-100	RPI 101-150	RPI 150+				
18- 11	0- 6	4- 1	OVERALL	3- 1	2- 1	9- 2				
10- 7	0- 4	1- 1	HOME	2- 1	0- 0	7- 1				
6- 4	0- 2	3- 0	AWAY	0- 0	1- 1	2- 1				
2- 0	0- 0	0- 0	NEUTRAL	1- 0	1- 0	0- 0				
11- 2	0- 2	1- 0	NON-CONFERENCE	2- 0	2- 0	6- 0				
7- 2	0- 2	0- 0	HOME	1- 0	0- 0	6- 0				
2- 0	0- 0	1- 0	AWAY	0- 0	1- 0	0- 0				
2- 0	0- 0	0- 0	NEUTRAL	1- 0	1- 0	0- 0				
7- 9	0- 4	3- 1	CONFERENCE	1- 1	0- 1	3- 2				
3- 5	0- 2	1- 1	HOME	1- 1	0- 0	1- 1				
4- 4	0- 2	2- 0	AWAY	0- 0	0- 1	2- 1				
0- 0	0- 0	0- 0	NEUTRAL	0- 0	0- 0	0- 0				

RPI S	Opponent	Score	RPI S	Opponent	Score	RPI S	Opponent	Score	RPI S	Opponent	Score
1	H Notre Dame	62 77	26	A Texas	88 82	55	N Clemson	78 66	101	A Georgia	62 66
4	H Stanford	85 95	28	A Missouri	62 60	57	H Belmont	84 76	103	N UAB	73 69
8	A Mississippi St.	63 91	28	H Missouri	64 66	69	H LSU	74 65	131	A Oklahoma St.	76 63
16	H South Carolina	67 82	46	A Auburn	78 69	96	H Arkansas	79 80	151	A Alabama	65 86
17	A Texas A&M	62 79	46	H Auburn	73 62				183	H UNC Asheville	73 46
20	H Kentucky	71 73							190	H Stetson	65 55
									200	A Vanderbilt	82 65
									200	H Vanderbilt	69 76
									210	H Florida	67 50
									230	H ETSU	80 61
									234	A Ole Miss	81 56
									260	H Murray St.	98 77
									331	H Presbyterian	97 49
									346	H Florida A&M	96 31
LAST 12 Division I GAMES:											
103	N UAB	73 69	46	H Auburn	73 62						
234	A Ole Miss	81 56	8	A Mississippi St.	63 91						
200	H Vanderbilt	69 76	200	A Vanderbilt	82 65						
16	H South Carolina	67 82	210	H Florida	67 50						
17	A Texas A&M	62 79	69	H LSU	74 65						
28	A Missouri	62 60	1	H Notre Dame	62 77						

Non-Div I Games:

Tennessee

■ Loss,
 ■ Non-Conf,
 ■ S Site,
 ■ Home
 ■ A Away
 N Neutral

Tennessee St.

Through Games Of March 6, 2019

Average RPI Win:	291	WON-LOST	WINNING	LAST 10	STRENGTH OF	OPP. STRENGTH	TEAM	ADJ.	CONF.	ADJ CONF.
Average RPI Loss:	157	RECORD	PCT. RANK	GAMES	SCHEDULE	OF SCHEDULE	RPI	RPI	RPI	RPI
DIV. I ONLY	5- 25	332	0- 1	178	200	301	301	22	22	
DIV. I NON-CONF.	0- 12	336	0- 0	195	65	332	332	22	22	
TOTALS	RPI 1-25	RPI 26-50	W-L RECORDS	RPI 51-100	RPI 101-150	RPI 150+				
5- 25	0- 2	0- 0	OVERALL	0- 4	0- 6	5- 13				
3- 7	0- 0	0- 0	HOME	0- 1	0- 3	3- 3				
2- 15	0- 2	0- 0	AWAY	0- 2	0- 2	2- 9				
0- 3	0- 0	0- 0	NEUTRAL	0- 1	0- 1	0- 1				
0- 12	0- 2	0- 0	NON-CONFERENCE	0- 2	0- 2	0- 6				
0- 1	0- 0	0- 0	HOME	0- 0	0- 1	0- 0				
0- 8	0- 2	0- 0	AWAY	0- 1	0- 0	0- 5				
0- 3	0- 0	0- 0	NEUTRAL	0- 1	0- 1	0- 1				
5- 13	0- 0	0- 0	CONFERENCE	0- 2	0- 4	5- 7				
3- 6	0- 0	0- 0	HOME	0- 1	0- 2	3- 3				
2- 7	0- 0	0- 0	AWAY	0- 1	0- 2	2- 4				
0- 0	0- 0	0- 0	NEUTRAL	0- 0	0- 0	0- 0				

RPI 1-25				RPI 26-50				RPI 51-100				RPI 101+ Team's RPI: 301			
RPI	S	Opponent	Score	RPI	S	Opponent	Score	RPI	S	Opponent	Score	RPI	S	Opponent	Score
3	A	Louisville	52 107					57	A	Belmont	46 80	104	H	South Alabama	56 78
24	A	DePaul	73 95					57	H	Belmont	65 89	120	A	UT Martin	60 83
								92	A	Troy	67 92	120	H	UT Martin	61 73
								96	N	Arkansas	55 79	123	N	Pittsburgh	56 78
												126	A	Morehead St.	55 71
												126	H	Morehead St.	62 85
												154	A	Tennessee Tech	65 76
												154	H	Tennessee Tech	59 69
												187	N	Wisconsin	53 58
												199	A	Marshall	59 80
												200	A	Vanderbilt	63 89
												202	A	Ball St.	51 90
												211	A	Jacksonville St.	73 76
												211	H	Jacksonville St.	52 62
												237	H	SIUE	55 66
												239	A	Southeast Mo. St.	57 81
												239	H	Southeast Mo. St.	62 59
												257	A	Austin Peay	47 74
												260	A	Murray St.	65 61
												292	H	Eastern Ill.	70 66
												300	A	Alabama A&M	57 67
												327	A	Lipscomb	62 64
												332	A	Eastern Ky.	57 31
												332	H	Eastern Ky.	60 38
LAST 12 Division I GAMES:															
120	A	UT Martin	60 83	332	A	Eastern Ky.	57 31								
239	A	Southeast Mo. St.	57 81	126	A	Morehead St.	55 71								
292	H	Eastern Ill.	70 66	239	H	Southeast Mo. St.	62 59								
237	H	SIUE	55 66	120	H	UT Martin	61 73								
211	A	Jacksonville St.	73 76	260	A	Murray St.	65 61								
57	H	Belmont	65 89	257	A	Austin Peay	47 74								

Non-Div I Games:

Tennessee St.

■ Loss,
 ■ Non-Conf,
 ■ S Site,
 ■ Home
 ■ A Away
 N Neutral

Tennessee Tech

Through Games Of March 6, 2019

Average RPI Win:	245	WON-LOST	WINNING	LAST 10	STRENGTH OF	OPP. STRENGTH	TEAM	ADJ.	CONF.	ADJ CONF.
Average RPI Loss:	159	RECORD	PCT. RANK	GAMES	SCHEDULE	OF SCHEDULE	RPI	RPI	RPI	RPI
DIV. I ONLY	18- 9	84	1- 0	294	241	154	154	22	22	
DIV. I NON-CONF.	6- 3	91	0- 0	290	202	138	138	22	22	
TOTALS	RPI 1-25	RPI 26-50	W-L RECORDS	RPI 51-100	RPI 101-150	RPI 150+				
18- 9	0- 0	0- 0	OVERALL	2- 3	1- 2	15- 4				
9- 3	0- 0	0- 0	HOME	1- 1	0- 1	8- 1				
9- 5	0- 0	0- 0	AWAY	1- 1	1- 1	7- 3				
0- 1	0- 0	0- 0	NEUTRAL	0- 1	0- 0	0- 0				
6- 3	0- 0	0- 0	NON-CONFERENCE	1- 2	0- 0	5- 1				
3- 0	0- 0	0- 0	HOME	1- 0	0- 0	2- 0				
3- 2	0- 0	0- 0	AWAY	0- 1	0- 0	3- 1				
0- 1	0- 0	0- 0	NEUTRAL	0- 1	0- 0	0- 0				
12- 6	0- 0	0- 0	CONFERENCE	1- 1	1- 2	10- 3				
6- 3	0- 0	0- 0	HOME	0- 1	0- 1	6- 1				
6- 3	0- 0	0- 0	AWAY	1- 0	1- 1	4- 2				
0- 0	0- 0	0- 0	NEUTRAL	0- 0	0- 0	0- 0				

RPI 1-25			RPI 26-50			RPI 51-100				RPI 101+		Team's RPI: 154			
RPI	S	Opponent	Score	RPI	S	Opponent	Score	RPI	S	Opponent	Score				
								57	A	Belmont	77 72	120	A	UT Martin	80 76
								57	H	Belmont	67 99	126	A	Morehead St.	56 77
								67	H	Middle Tenn.	68 64	126	H	Morehead St.	70 73
								95	N	Old Dominion	73 80	183	H	UNC Asheville	60 53
								96	A	Arkansas	42 65	201	A	Xavier	60 70
												211	A	Jacksonville St.	66 49
												211	H	Jacksonville St.	62 59
												237	A	SIUE	61 63
												237	H	SIUE	79 55
												239	A	Southeast Mo. St.	53 62
												251	A	Wichita St.	55 45
												257	H	Austin Peay	65 72
												260	H	Murray St.	74 65
												290	A	Charleston So.	77 55
												292	A	Eastern Ill.	68 51
												292	H	Eastern Ill.	99 88
												301	A	Tennessee St.	69 59
												301	H	Tennessee St.	76 65
												327	A	Lipscomb	67 52
												332	A	Eastern Ky.	81 68
												332	H	Eastern Ky.	77 57
												342	H	Western Caro.	77 58
LAST 12 Division I GAMES:															
292	A	Eastern Ill.	68 51	120	A	UT Martin	80 76								
237	A	SIUE	61 63	239	A	Southeast Mo. St.	53 62								
126	H	Morehead St.	70 73	260	H	Murray St.	74 65								
332	H	Eastern Ky.	77 57	257	H	Austin Peay	65 72								
57	H	Belmont	67 99	332	A	Eastern Ky.	81 68								
211	H	Jacksonville St.	62 59	126	A	Morehead St.	56 77								

Non-Div I Games: Tenn. Wesleyan 100 58 Cumberland (TN) 88 55

Tennessee Tech

Loss, Non-Conf, S Site, H Home A Away N Neutral

Average RPI Win: 127		WON-LOST	WINNING	LAST 10	STRENGTH OF	OPP. STRENGTH	TEAM	ADJ.	CONF.	ADJ CONF.
Average RPI Loss: 30		RECORD	PCT. RANK	GAMES	SCHEDULE	OF SCHEDULE	RPI	RPI	RPI	RPI
DIV. I ONLY		23- 6	28	1- 0	25	42	17	17	5	5
DIV. I NON-CONF.		11- 2	32	0- 0	31	66	17	17	5	5
TOTALS	RPI 1-25	RPI 26-50		W-L RECORDS		RPI 51-100	RPI 101-150	RPI 150+		
23- 6	3- 3	3- 2		OVERALL		5- 1	2- 0	10- 0		
13- 3	1- 2	2- 1		HOME		3- 0	0- 0	7- 0		
8- 3	1- 1	1- 1		AWAY		2- 1	1- 0	3- 0		
2- 0	1- 0	0- 0		NEUTRAL		0- 0	1- 0	0- 0		
11- 2	1- 1	2- 1		NON-CONFERENCE		2- 0	1- 0	5- 0		
7- 1	0- 0	2- 1		HOME		0- 0	0- 0	5- 0		
2- 1	0- 1	0- 0		AWAY		2- 0	0- 0	0- 0		
2- 0	1- 0	0- 0		NEUTRAL		0- 0	1- 0	0- 0		
12- 4	2- 2	1- 1		CONFERENCE		3- 1	1- 0	5- 0		
6- 2	1- 2	0- 0		HOME		3- 0	0- 0	2- 0		
6- 2	1- 0	1- 1		AWAY		0- 1	1- 0	3- 0		
0- 0	0- 0	0- 0		NEUTRAL		0- 0	0- 0	0- 0		

RPI 1-25				Team's RPI: 17		RPI 26-50				RPI 51-100				RPI 101+			
RPI	S	Opponent	Score	RPI	S	Opponent	Score	RPI	S	Opponent	Score	RPI	S	Opponent	Score		
8	H	Mississippi St.	64 92	28	A	Missouri	65 70	63	H	Tennessee	79 62	101	A	Georgia	76 66		
10	A	Syracuse	65 75	30	H	Rice	65 54	69	A	LSU	52 63	147	N	UC Riverside	70 63		
16	H	South Carolina	57 60	41	H	Southern California	71 51	69	H	LSU	59 55	151	H	Alabama	70 43		
19	N	Oregon St.	76 70	46	A	Auburn	69 67	70	A	Little Rock	61 40	181	H	Arkansas St.	97 56		
20	A	Kentucky	62 55	48	H	Lamar University	68 74	96	H	Arkansas	66 53	196	H	Prairie View	70 57		
20	H	Kentucky	73 71					98	A	Houston	68 52	200	A	Vanderbilt	50 43		
LAST 12 Division I GAMES:																	
				96	H	Arkansas	66 53	28	A	Missouri	65 70						
				20	A	Kentucky	62 55	234	A	Ole Miss	72 60						
				210	A	Florida	80 62	200	H	Vanderbilt	69 53						
				63	H	Tennessee	79 62	20	H	Kentucky	73 71						
				8	H	Mississippi St.	64 92	46	A	Auburn	69 67						
				69	H	LSU	59 55	101	A	Georgia	76 66						

Non-Div I Games:

Texas A&M

Loss, Non-Conf, S Site, H Home A Away N Neutral

Texas Southern

Through Games Of March 6, 2019

Average RPI Win:	287	WON-LOST	WINNING	LAST 10	STRENGTH OF	OPP. STRENGTH	TEAM	ADJ.	CONF.	ADJ CONF.
Average RPI Loss:	172	RECORD	PCT. RANK	GAMES	SCHEDULE	OF SCHEDULE	RPI	RPI	RPI	RPI
DIV. I ONLY	12- 13	190	1- 0	281	338	207	207	29	29	
DIV. I NON-CONF.	2- 7	288	0- 0	52	280	172	172	28	28	
TOTALS	RPI 1-25	RPI 26-50	W-L RECORDS	RPI 51-100	RPI 101-150	RPI 150+				
12- 13	0- 0	0- 2	OVERALL	0- 1	0- 2	12- 8				
5- 2	0- 0	0- 0	HOME	0- 0	0- 0	5- 2				
7- 9	0- 0	0- 2	AWAY	0- 1	0- 1	7- 5				
0- 2	0- 0	0- 0	NEUTRAL	0- 0	0- 1	0- 1				
2- 7	0- 0	0- 2	NON-CONFERENCE	0- 1	0- 2	2- 2				
0- 0	0- 0	0- 0	HOME	0- 0	0- 0	0- 0				
2- 5	0- 0	0- 2	AWAY	0- 1	0- 1	2- 1				
0- 2	0- 0	0- 0	NEUTRAL	0- 0	0- 1	0- 1				
10- 6	0- 0	0- 0	CONFERENCE	0- 0	0- 0	10- 6				
5- 2	0- 0	0- 0	HOME	0- 0	0- 0	5- 2				
5- 4	0- 0	0- 0	AWAY	0- 0	0- 0	5- 4				
0- 0	0- 0	0- 0	NEUTRAL	0- 0	0- 0	0- 0				

RPI 1-25			RPI 26-50			RPI 51-100			RPI 101+ Team's RPI: 207		
RPI	S	Opponent	Score	RPI	S	Opponent	Score	RPI	S	Opponent	Score
				30	A	Rice	71 76	66	A	SFA	55 74
				40	A	Michigan St.	45 91				
										140	N Abilene Christian 39 81
										144	A Texas Tech 55 75
										162	N Nicholls St. 57 58
										165	A Tulane 56 62
										173	A Southern U. 61 63
										196	A Prairie View 52 44
										196	H Prairie View 73 67
										218	A Grambling 55 72
										218	H Grambling 67 75
										224	A UTRGV 69 55
										263	A Alabama St. 51 44
										263	H Alabama St. 51 58
										271	A Jackson St. 64 73
										271	H Jackson St. 76 67
										300	A Alabama A&M 56 45
										300	H Alabama A&M 53 45
										326	A Mississippi Val. 68 50
										326	H Mississippi Val. 73 45
										347	A Ark.-Pine Bluff 59 58
										347	H Ark.-Pine Bluff 62 49
										348	A Savannah St. 65 41
										351	A Alcorn 52 53
LAST 12 Division I GAMES:											
				300	A	Alabama A&M	56 45			196	H Prairie View 73 67
				263	A	Alabama St.	51 44			300	H Alabama A&M 53 45
				326	H	Mississippi Val.	73 45			263	H Alabama St. 51 58
				347	H	Ark.-Pine Bluff	62 49			326	A Mississippi Val. 68 50
				271	A	Jackson St.	64 73			347	A Ark.-Pine Bluff 59 58
				218	A	Grambling	55 72			271	H Jackson St. 76 67

Non-Div I Games: Huston-Tillotson 72 36 Paul Quinn 83 54

Texas Southern

Loss, Non-Conf, S Site, H Home A Away N Neutral

Average RPI Win:	202	WON-LOST	WINNING	LAST 10	STRENGTH OF	OPP. STRENGTH	TEAM	ADJ.	CONF.	ADJ CONF.
Average RPI Loss:	125	RECORD	PCT. RANK	GAMES	SCHEDULE	OF SCHEDULE	RPI	RPI	RPI	RPI
DIV. I ONLY	12- 15	210	0- 1	116	137	161	161	12	12	
DIV. I NON-CONF.	3- 7	256	0- 1	105	157	188	188	14	14	
TOTALS	RPI 1-25	RPI 26-50	W-L RECORDS	RPI 51-100	RPI 101-150	RPI 150+				
12- 15	0- 0	0- 2	OVERALL	1- 4	2- 5	9- 4				
5- 6	0- 0	0- 0	HOME	1- 1	1- 3	3- 2				
7- 8	0- 0	0- 2	AWAY	0- 2	1- 2	6- 2				
0- 1	0- 0	0- 0	NEUTRAL	0- 1	0- 0	0- 0				
3- 7	0- 0	0- 2	NON-CONFERENCE	0- 1	0- 2	3- 2				
1- 2	0- 0	0- 0	HOME	0- 0	0- 1	1- 1				
2- 4	0- 0	0- 2	AWAY	0- 0	0- 1	2- 1				
0- 1	0- 0	0- 0	NEUTRAL	0- 1	0- 0	0- 0				
9- 8	0- 0	0- 0	CONFERENCE	1- 3	2- 3	6- 2				
4- 4	0- 0	0- 0	HOME	1- 1	1- 2	2- 1				
5- 4	0- 0	0- 0	AWAY	0- 2	1- 1	4- 1				
0- 0	0- 0	0- 0	NEUTRAL	0- 0	0- 0	0- 0				

RPI S	Opponent	Score	RPI S	Opponent	Score	RPI S	Opponent	Score	RPI S	Opponent	Score	Team's RPI: 161
28	A Missouri	50 69	50	A New Mexico	51 82	53	N Saint Mary's (CA)	62 89	104	H South Alabama	77 45	
50	A New Mexico	51 82	70	A Little Rock	47 62	70	H Little Rock	50 48	131	A Oklahoma St.	55 66	
			70	H Little Rock	50 48	78	A UT Arlington	53 68	134	A Georgia St.	69 60	
			92	H Troy	63 82				134	H Georgia St.	34 57	
									141	H Montana St.	59 67	
									148	A Appalachian St.	56 77	
									148	H Appalachian St.	49 62	
									162	H Nicholls St.	72 67	
									165	A Tulane	61 67	
									169	H Oral Roberts	64 81	
									175	A Coastal Caro.	70 77	
									175	H Coastal Caro.	73 58	
									181	A Arkansas St.	85 62	
									181	H Arkansas St.	68 54	
									255	A A&M-Corpus Christi	60 53	
									262	A Louisiana	71 65	
									288	A Ga. Southern	64 52	
									288	H Ga. Southern	55 65	
									302	A La.-Monroe	62 51	
									306	A UTSA	68 60	
LAST 12 Division I GAMES:												
165	A Tulane	61 67	302	A La.-Monroe	62 51							
141	H Montana St.	59 67	70	H Little Rock	50 48							
162	H Nicholls St.	72 67	181	H Arkansas St.	68 54							
104	H South Alabama	77 45	175	A Coastal Caro.	70 77							
92	H Troy	63 82	148	A Appalachian St.	56 77							
262	A Louisiana	71 65	78	A UT Arlington	53 68							

Non-Div I Games: UNKNOWN 92 39 Tex. A&M Int'l 89 25

Texas St.

■ Loss,
 ■ Non-Conf,
 ■ S Site,
 ■ Home
 ■ A Away
 N Neutral

Average RPI Win:	194	WON-LOST	WINNING	LAST 10	STRENGTH OF	OPP. STRENGTH	TEAM	ADJ.	CONF.	ADJ CONF.
Average RPI Loss:	59	RECORD	PCT. RANK	GAMES	SCHEDULE	OF SCHEDULE	RPI	RPI	RPI	RPI
DIV. I ONLY	13- 16	208	1- 0	52	62	144	144	3	3	
DIV. I NON-CONF.	9- 2	43	0- 0	210	311	100	100	3	3	
TOTALS	RPI 1-25	RPI 26-50	W-L RECORDS	RPI 51-100	RPI 101-150	RPI 150+				
13- 16	0- 4	0- 4	OVERALL	1- 5	3- 2	9- 1				
11- 7	0- 2	0- 2	HOME	1- 3	3- 0	7- 0				
2- 9	0- 2	0- 2	AWAY	0- 2	0- 2	2- 1				
0- 0	0- 0	0- 0	NEUTRAL	0- 0	0- 0	0- 0				
9- 2	0- 0	0- 0	NON-CONFERENCE	1- 1	1- 0	7- 1				
8- 1	0- 0	0- 0	HOME	1- 1	1- 0	6- 0				
1- 1	0- 0	0- 0	AWAY	0- 0	0- 0	1- 1				
0- 0	0- 0	0- 0	NEUTRAL	0- 0	0- 0	0- 0				
4- 14	0- 4	0- 4	CONFERENCE	0- 4	2- 2	2- 0				
3- 6	0- 2	0- 2	HOME	0- 2	2- 0	1- 0				
1- 8	0- 2	0- 2	AWAY	0- 2	0- 2	1- 0				
0- 0	0- 0	0- 0	NEUTRAL	0- 0	0- 0	0- 0				

RPI	S	Opponent	Score	RPI	S	Opponent	Score	RPI	S	Opponent	Score	RPI	S	Opponent	Score	Team's RPI: 144
2	A	Baylor	37 96	26	A	Texas	57 81	51	A	TCU	70 78	131	A	Oklahoma St.	57 65	
2	H	Baylor	56 73	26	H	Texas	71 78	51	H	TCU	63 70	131	H	Oklahoma St.	90 78	
11	A	Iowa St.	66 105	35	A	Kansas St.	67 75	66	H	SFA	77 69	140	H	Abilene Christian	105 54	
11	H	Iowa St.	62 64	35	H	Kansas St.	62 66	68	H	Idaho	77 88	145	A	Oklahoma	61 66	
								71	A	West Virginia	65 68	145	H	Oklahoma	88 82	
								71	H	West Virginia	72 75	158	A	Kansas	75 71	
												158	H	Kansas	69 66	
												173	H	Southern U.	76 58	
												207	H	Texas Southern	75 55	
												210	A	Florida	67 72	
												211	H	Jacksonville St.	71 58	
												245	A	Nevada	86 67	
												255	H	A&M-Corpus Christi	78 61	
												302	H	La.-Monroe	86 42	
												334	H	Houston Baptist	82 76	
LAST 12 Division I GAMES:																
145	H	Oklahoma	88 82	131	H	Oklahoma St.	90 78									
35	A	Kansas St.	67 75	51	H	TCU	63 70									
11	H	Iowa St.	62 64	2	A	Baylor	37 96									
26	A	Texas	57 81	11	A	Iowa St.	66 105									
158	A	Kansas	75 71	26	H	Texas	71 78									
71	H	West Virginia	72 75	71	A	West Virginia	65 68									

Non-Div I Games:

Texas Tech

■ Loss,
 ■ Non-Conf, S Site,
 ■ Home
 ■ Away
 N Neutral

Average RPI Win:	200	WON-LOST	WINNING	LAST 10	STRENGTH OF	OPP. STRENGTH	TEAM	ADJ.	CONF.	ADJ CONF.
Average RPI Loss:	76	RECORD	PCT. RANK	GAMES	SCHEDULE	OF SCHEDULE	RPI	RPI	RPI	RPI
DIV. I ONLY	19- 9	80	1- 0	124	105	82	82	8	8	
DIV. I NON-CONF.	8- 3	72	0- 0	159	192	74	74	9	9	
TOTALS	RPI 1-25	RPI 26-50	W-L RECORDS	RPI 51-100	RPI 101-150	RPI 150+				
19- 9	0- 1	2- 1	OVERALL	1- 4	3- 2	13- 1				
11- 3	0- 1	2- 0	HOME	0- 2	3- 0	6- 0				
8- 6	0- 0	0- 1	AWAY	1- 2	0- 2	7- 1				
0- 0	0- 0	0- 0	NEUTRAL	0- 0	0- 0	0- 0				
8- 3	0- 1	0- 0	NON-CONFERENCE	1- 1	2- 1	5- 0				
4- 1	0- 1	0- 0	HOME	0- 0	2- 0	2- 0				
4- 2	0- 0	0- 0	AWAY	1- 1	0- 1	3- 0				
0- 0	0- 0	0- 0	NEUTRAL	0- 0	0- 0	0- 0				
11- 6	0- 0	2- 1	CONFERENCE	0- 3	1- 1	8- 1				
7- 2	0- 0	2- 0	HOME	0- 2	1- 0	4- 0				
4- 4	0- 0	0- 1	AWAY	0- 1	0- 1	4- 1				
0- 0	0- 0	0- 0	NEUTRAL	0- 0	0- 0	0- 0				

RPI 1-25				RPI 26-50				RPI 51-100				Team's RPI: 82	RPI 101+			
RPI	S	Opponent	Score	RPI	S	Opponent	Score	RPI	S	Opponent	Score		RPI	S	Opponent	Score
1	H	Notre Dame	56 72	27	H	Central Mich.	62 59	52	A	Miami (OH)	64 65		117	A	Dayton	49 70
				31	H	Ohio	76 50	52	H	Miami (OH)	56 65		125	A	Northern Ill.	52 54
				36	A	Buffalo	63 73	57	A	Belmont	78 69		125	H	Northern Ill.	64 53
								62	A	Maine	59 73		136	H	Duquesne	65 52
								86	H	Kent St.	47 58		137	H	Stony Brook	80 48
													152	A	Akron	64 70
													202	A	Ball St.	63 62
													202	H	Ball St.	65 58
													219	A	Eastern Mich.	70 67
													219	H	Eastern Mich.	63 43
													220	A	Bowling Green	79 65
													220	H	Bowling Green	76 56
													232	A	Memphis	58 48
													266	A	Western Mich.	80 57
													266	H	Western Mich.	73 63
													281	A	Cleveland St.	65 60
													311	A	Valparaiso	65 59
													325	H	Iona	84 38
													333	H	Detroit Mercy	77 60
LAST 12 Division I GAMES:																
				219	A	Eastern Mich.	70 67					31	H	Ohio	76 50	
				125	H	Northern Ill.	64 53					219	H	Eastern Mich.	63 43	
				266	H	Western Mich.	73 63					36	A	Buffalo	63 73	
				202	A	Ball St.	63 62					220	H	Bowling Green	76 56	
				52	H	Miami (OH)	56 65					152	A	Akron	64 70	
				125	A	Northern Ill.	52 54					27	H	Central Mich.	62 59	

Non-Div I Games:

Toledo

Average RPI Win: 210	WON-LOST	WINNING	LAST 10	STRENGTH OF	OPP. STRENGTH	TEAM	ADJ.	CONF.	ADJ CONF.
Average RPI Loss: 112	RECORD	PCT. RANK	GAMES	SCHEDULE	OF SCHEDULE	RPI	RPI	RPI	RPI
DIV. I ONLY	17- 10	99	0- 1	206	104	111	111	10	10
DIV. I NON-CONF.	6- 5	143	0- 0	294	124	162	162	10	10
TOTALS	RPI 1-25	RPI 26-50	W-L RECORDS	RPI 51-100	RPI 101-150	RPI 150+			
17- 10	0- 1	0- 2	OVERALL	1- 1	3- 3	13- 3			
8- 2	0- 0	0- 1	HOME	0- 0	2- 0	6- 1			
9- 8	0- 1	0- 1	AWAY	1- 1	1- 3	7- 2			
0- 0	0- 0	0- 0	NEUTRAL	0- 0	0- 0	0- 0			
6- 5	0- 1	0- 0	NON-CONFERENCE	0- 1	0- 1	6- 2			
3- 0	0- 0	0- 0	HOME	0- 0	0- 0	3- 0			
3- 5	0- 1	0- 0	AWAY	0- 1	0- 1	3- 2			
0- 0	0- 0	0- 0	NEUTRAL	0- 0	0- 0	0- 0			
11- 5	0- 0	0- 2	CONFERENCE	1- 0	3- 2	7- 1			
5- 2	0- 0	0- 1	HOME	0- 0	2- 0	3- 1			
6- 3	0- 0	0- 1	AWAY	1- 0	1- 2	4- 0			
0- 0	0- 0	0- 0	NEUTRAL	0- 0	0- 0	0- 0			

RPI 1-25				RPI 26-50				RPI 51-100				RPI 101+ Team's RPI: 111			
RPI	S	Opponent	Score	RPI	S	Opponent	Score	RPI	S	Opponent	Score	RPI	S	Opponent	Score
10	A	Syracuse	55 98	32	A	James Madison	59 71	71	A	West Virginia	43 90	108	A	Northeastern	68 77
				32	H	James Madison	56 63	79	A	Drexel	55 54	108	H	Northeastern	88 83
												119	A	UNCW	73 77
												119	H	UNCW	82 61
												139	A	Delaware	56 48
												146	A	Wake Forest	53 60
												153	A	William & Mary	82 75
												153	H	William & Mary	69 80
												199	A	Marshall	76 69
												203	H	Massachusetts	78 53
												214	A	George Washington	63 76
												216	A	Elon	59 50
												216	H	Elon	59 58
												227	A	Hofstra	68 56
												227	H	Hofstra	92 68
												228	A	Saint Joseph's	73 52
												238	A	Mt. St. Mary's	78 87
												276	H	Loyola Maryland	62 57
												283	H	La Salle	92 68
												293	A	Col. of Charleston	77 61
												293	H	Col. of Charleston	87 61
												304	A	UMBC	71 62
LAST 12 Division I GAMES:															
				32	H	James Madison	56 63	227	A	Hofstra	68 56				
				216	A	Elon	59 50	32	A	James Madison	59 71				
				153	A	William & Mary	82 75	153	H	William & Mary	69 80				
				293	H	Col. of Charleston	87 61	216	H	Elon	59 58				
				119	H	UNCW	82 61	119	A	UNCW	73 77				
				108	A	Northeastern	68 77	293	A	Col. of Charleston	77 61				

Non-Div I Games:

Towson

■ Loss,
■ Non-Conf, S Site,
■ Home
■ Away
N Neutral

Average RPI Win:	220	WON-LOST	WINNING	LAST 10	STRENGTH OF	OPP. STRENGTH	TEAM	ADJ.	CONF.	ADJ CONF.
Average RPI Loss:	87	RECORD	PCT. RANK	GAMES	SCHEDULE	OF SCHEDULE	RPI	RPI	RPI	RPI
DIV. I ONLY	19- 7	54	0- 1	214	139	92	92	12	12	
DIV. I NON-CONF.	8- 2	52	0- 0	297	203	114	114	14	14	
TOTALS	RPI 1-25	RPI 26-50	W-L RECORDS	RPI 51-100	RPI 101-150	RPI 150+				
19- 7	0- 1	0- 0	OVERALL	1- 3	2- 3	16- 0				
9- 2	0- 0	0- 0	HOME	1- 1	1- 1	7- 0				
8- 5	0- 1	0- 0	AWAY	0- 2	1- 2	7- 0				
2- 0	0- 0	0- 0	NEUTRAL	0- 0	0- 0	2- 0				
8- 2	0- 1	0- 0	NON-CONFERENCE	0- 1	0- 0	8- 0				
3- 1	0- 0	0- 0	HOME	0- 1	0- 0	3- 0				
3- 1	0- 1	0- 0	AWAY	0- 0	0- 0	3- 0				
2- 0	0- 0	0- 0	NEUTRAL	0- 0	0- 0	2- 0				
11- 5	0- 0	0- 0	CONFERENCE	1- 2	2- 3	8- 0				
6- 1	0- 0	0- 0	HOME	1- 0	1- 1	4- 0				
5- 4	0- 0	0- 0	AWAY	0- 2	1- 2	4- 0				
0- 0	0- 0	0- 0	NEUTRAL	0- 0	0- 0	0- 0				

RPI 1-25			RPI 26-50			RPI 51-100			Team's RPI: 92	RPI 101+		
RPI	S	Opponent	Score	RPI	S	Opponent	Score	RPI	S	Opponent	Score	RPI
23	A	Florida St.	67 103					67	H	Middle Tenn.	64 67	104
								70	A	Little Rock	72 76	104
								70	H	Little Rock	71 66	134
								78	A	UT Arlington	65 88	134
										148	A	Appalachian St.
										161	A	Texas St.
										174	N	Sam Houston St.
										175	A	Coastal Caro.
										181	A	Arkansas St.
										181	H	Arkansas St.
										211	A	Jacksonville St.
										230	A	ETSU
										234	A	Ole Miss
										262	H	Louisiana
										263	H	Alabama St.
										285	H	Samford
										288	A	Ga. Southern
										288	H	Ga. Southern
										301	H	Tennessee St.
										302	H	La.-Monroe
										326	N	Mississippi Val.
LAST 12 Division I GAMES:												
78	A	UT Arlington	65 88	70	A	Little Rock	72 76					
161	A	Texas St.	82 63	104	A	South Alabama	77 80					
104	H	South Alabama	66 58	262	H	Louisiana	90 64					
288	H	Ga. Southern	100 78	302	H	La.-Monroe	78 56					
134	H	Georgia St.	70 85	134	A	Georgia St.	80 84					
181	A	Arkansas St.	100 89	288	A	Ga. Southern	97 81					

Non-Div I Games: Talladega 91 70

Troy

**T
u
l
a
n
e**

T
u
l
a
n
e

Tulane

Average RPI Win:	194	WON-LOST	WINNING	LAST 10	STRENGTH OF	OPP. STRENGTH	TEAM	ADJ.	CONF.	ADJ CONF.
Average RPI Loss:	106	RECORD	PCT. RANK	GAMES	SCHEDULE	OF SCHEDULE	RPI	RPI	RPI	RPI
DIV. I ONLY	12- 17	221	0- 1	85	98	166	166	9	9	
DIV. I NON-CONF.	6- 7	172	0- 1	59	93	121	121	8	8	
TOTALS	RPI 1-25	RPI 26-50	W-L RECORDS	RPI 51-100	RPI 101-150	RPI 150+				
12- 17	0- 3	0- 0	OVERALL	0- 8	1- 1	11- 5				
8- 6	0- 1	0- 0	HOME	0- 3	1- 0	7- 2				
3- 11	0- 2	0- 0	AWAY	0- 5	0- 1	3- 3				
1- 0	0- 0	0- 0	NEUTRAL	0- 0	0- 0	1- 0				
6- 7	0- 1	0- 0	NON-CONFERENCE	0- 5	1- 0	5- 1				
4- 2	0- 0	0- 0	HOME	0- 2	1- 0	3- 0				
1- 5	0- 1	0- 0	AWAY	0- 3	0- 0	1- 1				
1- 0	0- 0	0- 0	NEUTRAL	0- 0	0- 0	1- 0				
6- 10	0- 2	0- 0	CONFERENCE	0- 3	0- 1	6- 4				
4- 4	0- 1	0- 0	HOME	0- 1	0- 0	4- 2				
2- 6	0- 1	0- 0	AWAY	0- 2	0- 1	2- 2				
0- 0	0- 0	0- 0	NEUTRAL	0- 0	0- 0	0- 0				

RPI	S	Opponent	Score	RPI	S	Opponent	Score	RPI	S	Opponent	Score	RPI	S	Opponent	Score	Team's RPI: 166
6	H	UConn	49 68					57	A	Belmont	53 78	127	A	South Fla.	48 59	
15	A	UCF	44 60					66	A	SFA	34 76	140	H	Abilene Christian	75 63	
21	A	Arizona St.	52 70					70	H	Little Rock	53 63	151	N	Alabama	80 73	
								72	A	Cincinnati	47 74	155	A	Temple	64 61	
								72	H	Cincinnati	50 70	155	H	Temple	61 75	
								80	A	American	52 68	165	H	Tulane	72 67	
								96	H	Arkansas	59 61	169	A	Oral Roberts	76 68	
								98	A	Houston	44 76	178	H	Saint Louis	86 75	
												181	A	Arkansas St.	60 73	
												190	H	Stetson	55 54	
												206	A	East Carolina	75 55	
												206	H	East Carolina	60 64	
												214	H	SMU	49 35	
												232	A	Memphis	56 59	
												232	H	Memphis	46 39	
												251	A	Wichita St.	49 71	
												251	H	Wichita St.	63 49	
												275	H	UTEP	66 45	
LAST 12 Division I GAMES:																
21	A	Arizona St.	52 70	127	A	South Fla.	48 59									
251	A	Wichita St.	49 71	165	H	Tulane	72 67									
206	H	East Carolina	60 64	214	H	SMU	49 35									
155	A	Temple	64 61	232	A	Memphis	56 59									
6	H	UConn	49 68	155	H	Temple	61 75									
72	A	Cincinnati	47 74	98	A	Houston	44 76									

Non-Div I Games:

Tulsa

 Loss,
 Non-Conf,
 S Site,
 H Home
 A Away
N Neutral

Average RPI Win:	231	WON-LOST	WINNING	LAST 10	STRENGTH OF	OPP. STRENGTH	TEAM	ADJ.	CONF.	ADJ CONF.
Average RPI Loss:	89	RECORD	PCT. RANK	GAMES	SCHEDULE	OF SCHEDULE	RPI	RPI	RPI	RPI
DIV. I ONLY	22- 5	20	0- 1	292	174	103	103	14	14	
DIV. I NON-CONF.	11- 1	13	0- 1	331	281	116	116	17	17	
TOTALS	RPI 1-25	RPI 26-50	W-L RECORDS	RPI 51-100	RPI 101-150	RPI 150+				
22- 5	0- 0	0- 1	OVERALL	3- 2	3- 1	16- 1				
11- 2	0- 0	0- 1	HOME	1- 0	2- 0	8- 1				
9- 2	0- 0	0- 0	AWAY	2- 1	0- 1	7- 0				
2- 1	0- 0	0- 0	NEUTRAL	0- 1	1- 0	1- 0				
11- 1	0- 0	0- 0	NON-CONFERENCE	1- 1	2- 0	8- 0				
5- 0	0- 0	0- 0	HOME	0- 0	1- 0	4- 0				
4- 0	0- 0	0- 0	AWAY	1- 0	0- 0	3- 0				
2- 1	0- 0	0- 0	NEUTRAL	0- 1	1- 0	1- 0				
11- 4	0- 0	0- 1	CONFERENCE	2- 1	1- 1	8- 1				
6- 2	0- 0	0- 1	HOME	1- 0	1- 0	4- 1				
5- 2	0- 0	0- 0	AWAY	1- 1	0- 1	4- 0				
0- 0	0- 0	0- 0	NEUTRAL	0- 0	0- 0	0- 0				

RPI	S	Opponent	Score	RPI	S	Opponent	Score	RPI	S	Opponent	Score	RPI	S	Opponent	Score	Team's RPI: 103
30	H	Rice	43 55	58	A	FGCU	62 60	114	H	Western Ky.	70 63	116	A	Charlotte	56 60	
				63	N	Tennessee	69 73	145	N	Oklahoma	89 84	148	H	Appalachian St.	80 61	
				67	A	Middle Tenn.	44 60	168	H	Louisiana Tech	68 73	179	H	North Texas	70 60	
				67	H	Middle Tenn.	77 72	186	H	Southern Miss.	71 60	199	H	Marshall	77 59	
				95	A	Old Dominion	69 61	232	H	Memphis	85 54	263	A	Alabama St.	62 47	
								275	A	UTEP	74 48	275	H	UTEP	68 45	
								285	A	Samford	66 41	300	H	Alabama A&M	82 47	
								305	A	Fla. Atlantic	89 64	306	A	UTSA	59 42	
								312	N	Coppin St.	86 61	314	A	FIU	83 59	
								318	H	McNeese	91 48	350	A	Chicago St.	90 45	
								351	H	Alcorn	80 53					
LAST 12 Division I GAMES:																
63	N	Tennessee	69 73	95	A	Old Dominion	69 61	67	A	Middle Tenn.	44 60	30	H	Rice	43 55	
275	H	UTEP	68 45	67	A	Middle Tenn.	44 60	179	H	North Texas	70 60	306	A	UTSA	59 42	
67	H	Middle Tenn.	77 72	30	H	Rice	43 55	275	A	UTEP	74 48					
114	H	Western Ky.	70 63													
199	H	Marshall	77 59													
116	A	Charlotte	56 60													

Non-Div I Games: Ala.-Huntsville 83 58

UAB

■ Loss,
 ■ Non-Conf,
 ■ S Site,
 ■ H Home
 ■ A Away
 N Neutral

Average RPI Win:	226	WON-LOST	WINNING	LAST 10	STRENGTH OF	OPP. STRENGTH	TEAM	ADJ.	CONF.	ADJ CONF.
Average RPI Loss:	126	RECORD	PCT. RANK	GAMES	SCHEDULE	OF SCHEDULE	RPI	RPI	RPI	RPI
DIV. I ONLY	21- 6	37	0- 1	260	166	88	88	21	21	
DIV. I NON-CONF.	7- 5	132	0- 1	254	57	141	141	20	20	
TOTALS	RPI 1-25	RPI 26-50	W-L RECORDS	RPI 51-100	RPI 101-150	RPI 150+				
21- 6	0- 1	0- 0	OVERALL	1- 2	5- 1	15- 2				
10- 1	0- 0	0- 0	HOME	1- 1	2- 0	7- 0				
10- 5	0- 1	0- 0	AWAY	0- 1	3- 1	7- 2				
1- 0	0- 0	0- 0	NEUTRAL	0- 0	0- 0	1- 0				
7- 5	0- 1	0- 0	NON-CONFERENCE	1- 2	1- 1	5- 1				
3- 1	0- 0	0- 0	HOME	1- 1	0- 0	2- 0				
3- 4	0- 1	0- 0	AWAY	0- 1	1- 1	2- 1				
1- 0	0- 0	0- 0	NEUTRAL	0- 0	0- 0	1- 0				
14- 1	0- 0	0- 0	CONFERENCE	0- 0	4- 0	10- 1				
7- 0	0- 0	0- 0	HOME	0- 0	2- 0	5- 0				
7- 1	0- 0	0- 0	AWAY	0- 0	2- 0	5- 1				
0- 0	0- 0	0- 0	NEUTRAL	0- 0	0- 0	0- 0				

RPI 1-25				RPI 26-50				RPI 51-100				Team's RPI: 88	RPI 101+			
RPI	S	Opponent	Score	RPI	S	Opponent	Score	RPI	S	Opponent	Score		RPI	S	Opponent	Score
4	A	Stanford	43 71					53	H	Saint Mary's (CA)	76 74		133	A	Portland St.	50 65
								93	H	Pacific	80 83		135	A	CSUN	60 49
								99	A	Loyola Marymount	53 60		135	H	CSUN	70 54
													147	A	UC Riverside	67 59
													147	H	UC Riverside	72 59
													150	A	Washington St.	75 62
													184	A	UC Irvine	63 44
													184	H	UC Irvine	80 57
													188	A	Montana	56 62
													236	A	Hawaii	60 65
													236	H	Hawaii	72 46
													245	N	Nevada	84 68
													253	A	San Francisco	70 68
													256	A	Sacramento St.	109 60
													259	A	Cal St. Fullerton	75 39
													259	H	Cal St. Fullerton	75 51
													272	A	Long Beach St.	66 49
													272	H	Long Beach St.	70 50
													284	H	Southern Utah	68 45
													296	A	UC Santa Barbara	70 44
													317	A	Cal Poly	85 61
													317	H	Cal Poly	87 54
													345	H	Seattle U	76 59
LAST 12 Division I GAMES:																
188	A	Montana	56 62	317	A	Cal Poly	85 61									
317	H	Cal Poly	87 54	296	A	UC Santa Barbara	70 44									
184	A	UC Irvine	63 44	135	H	CSUN	70 54									
272	A	Long Beach St.	66 49	272	H	Long Beach St.	70 50									
236	H	Hawaii	72 46	259	A	Cal St. Fullerton	75 39									
147	H	UC Riverside	72 59	135	A	CSUN	60 49									

Non-Div I Games: Dominican (CA) 92 42

UC Davis

■ Loss,
 ■ Non-Conf,
 ■ S Site,
 ■ Home
 ■ A Away
 N Neutral

Average RPI Win:	256	WON-LOST	WINNING	LAST 10	STRENGTH OF	OPP. STRENGTH	TEAM	ADJ.	CONF.	ADJ CONF.
Average RPI Loss:	163	RECORD	PCT. RANK	GAMES	SCHEDULE	OF SCHEDULE	RPI	RPI	RPI	RPI
DIV. I ONLY	16- 10	112	0- 1	313	239	184	184	21	21	
DIV. I NON-CONF.	9- 2	43	0- 0	316	246	134	134	20	20	
TOTALS	RPI 1-25	RPI 26-50	W-L RECORDS	RPI 51-100	RPI 101-150	RPI 150+				
16- 10	0- 1	0- 0	OVERALL	0- 2	2- 3	14- 4				
8- 4	0- 0	0- 0	HOME	0- 1	1- 1	7- 2				
6- 6	0- 1	0- 0	AWAY	0- 1	1- 2	5- 2				
2- 0	0- 0	0- 0	NEUTRAL	0- 0	0- 0	2- 0				
9- 2	0- 1	0- 0	NON-CONFERENCE	0- 0	1- 0	8- 1				
4- 1	0- 0	0- 0	HOME	0- 0	0- 0	4- 1				
3- 1	0- 1	0- 0	AWAY	0- 0	1- 0	2- 0				
2- 0	0- 0	0- 0	NEUTRAL	0- 0	0- 0	2- 0				
7- 8	0- 0	0- 0	CONFERENCE	0- 2	1- 3	6- 3				
4- 3	0- 0	0- 0	HOME	0- 1	1- 1	3- 1				
3- 5	0- 0	0- 0	AWAY	0- 1	0- 2	3- 2				
0- 0	0- 0	0- 0	NEUTRAL	0- 0	0- 0	0- 0				

RPI 1-25				RPI 26-50				RPI 51-100				RPI 101+ Team's RPI: 184			
RPI	S	Opponent	Score	RPI	S	Opponent	Score	RPI	S	Opponent	Score	RPI	S	Opponent	Score
5	A	Oregon	69 115					88	A	UC Davis	57 80	133	A	Portland St.	73 68
								88	H	UC Davis	44 63	135	A	CSUN	58 68
												135	H	CSUN	65 61
												147	A	UC Riverside	72 88
												147	H	UC Riverside	65 66
												176	A	Portland	84 69
												194	H	UNLV	57 55
												213	N	Indiana St.	77 61
												233	H	San Diego St.	70 78
												236	A	Hawaii	53 48
												236	H	Hawaii	68 70
												259	A	Cal St. Fullerton	58 67
												259	H	Cal St. Fullerton	65 61
												265	H	CSU Bakersfield	85 78
												272	A	Long Beach St.	48 46
												284	H	Southern Utah	75 58
												296	A	UC Santa Barbara	52 71
												296	H	UC Santa Barbara	74 68
												299	A	San Jose St.	74 66
												317	A	Cal Poly	75 59
												317	H	Cal Poly	73 57
												345	H	Seattle U	65 60
												349	N	LIU Brooklyn	84 71
LAST 12 Division I GAMES:															
135	A	CSUN	58 68	272	A	Long Beach St.	48 46								
88	H	UC Davis	44 63	259	H	Cal St. Fullerton	65 61								
259	A	Cal St. Fullerton	58 67	236	H	Hawaii	68 70								
147	H	UC Riverside	65 66	296	H	UC Santa Barbara	74 68								
236	A	Hawaii	53 48	317	H	Cal Poly	73 57								
296	A	UC Santa Barbara	52 71	88	A	UC Davis	57 80								

Non-Div I Games: LIFE Pacific 105 31

UC Irvine

■ Loss,
 ■ Non-Conf, S Site,
 ■ Home
 ■ Away
 N Neutral

UC Riverside

Through Games Of March 6, 2019

Average RPI Win:	238	WON-LOST	WINNING	LAST 10	STRENGTH OF	OPP. STRENGTH	TEAM	ADJ.	CONF.	ADJ CONF.
Average RPI Loss:	139	RECORD	PCT. RANK	GAMES	SCHEDULE	OF SCHEDULE	RPI	RPI	RPI	RPI
DIV. I ONLY	15- 13	153	1- 0	162	214	147	147	21	21	
DIV. I NON-CONF.	6- 8	199	1- 0	117	171	148	148	20	20	
TOTALS	RPI 1-25	RPI 26-50	W-L RECORDS	RPI 51-100	RPI 101-150	RPI 150+				
15- 13	0- 2	0- 2	OVERALL	0- 2	2- 2	13- 5				
8- 2	0- 0	0- 0	HOME	0- 1	2- 0	6- 1				
6- 8	0- 0	0- 2	AWAY	0- 1	0- 2	6- 3				
1- 3	0- 2	0- 0	NEUTRAL	0- 0	0- 0	1- 1				
6- 8	0- 2	0- 2	NON-CONFERENCE	0- 0	1- 1	5- 3				
3- 0	0- 0	0- 0	HOME	0- 0	1- 0	2- 0				
2- 5	0- 0	0- 2	AWAY	0- 0	0- 1	2- 2				
1- 3	0- 2	0- 0	NEUTRAL	0- 0	0- 0	1- 1				
9- 5	0- 0	0- 0	CONFERENCE	0- 2	1- 1	8- 2				
5- 2	0- 0	0- 0	HOME	0- 1	1- 0	4- 1				
4- 3	0- 0	0- 0	AWAY	0- 1	0- 1	4- 1				
0- 0	0- 0	0- 0	NEUTRAL	0- 0	0- 0	0- 0				

RPI	S	Opponent	Score	RPI	S	Opponent	Score	RPI	S	Opponent	Score	RPI	S	Opponent	Score	Team's RPI: 147
5	N	Oregon	44 94	34	A	BYU	70 72	88	A	UC Davis	59 72	131	A	Oklahoma St.	51 76	
17	N	Texas A&M	63 70	41	A	Southern California	55 73	88	H	UC Davis	59 67	135	A	CSUN	56 69	
												135	H	CSUN	63 51	
												143	H	New Mexico St.	65 64	
												175	H	Coastal Caro.	62 43	
												180	N	Eastern Wash.	57 45	
												184	A	UC Irvine	66 65	
												184	H	UC Irvine	88 72	
												191	N	Milwaukee	54 56	
												231	A	California Baptist	57 65	
												236	A	Hawaii	60 55	
												259	H	Cal St. Fullerton	62 59	
												265	A	CSU Bakersfield	79 67	
												272	A	Long Beach St.	73 59	
												272	H	Long Beach St.	45 63	
												279	A	Utah Valley	53 56	
												284	H	Southern Utah	56 50	
												296	A	UC Santa Barbara	44 61	
												296	H	UC Santa Barbara	73 60	
												317	A	Cal Poly	75 68	
												317	H	Cal Poly	80 66	
												322	A	Weber St.	71 39	
LAST 12 Division I GAMES:																
284	H	Southern Utah	56 50	88	A	UC Davis	59 72	259	H	Cal St. Fullerton	62 59	296	H	UC Santa Barbara	73 60	
296	A	UC Santa Barbara	44 61	296	H	UC Santa Barbara	73 60	236	A	Hawaii	60 55	272	A	Long Beach St.	73 59	
135	H	CSUN	63 51	272	A	Long Beach St.	73 59	135	A	CSUN	56 69					
184	A	UC Irvine	66 65													
317	A	Cal Poly	75 68													
317	H	Cal Poly	80 66													

Non-Div I Games:

UC Riverside

■ Loss,
 ■ Non-Conf,
 ■ S Site,
 ■ Home
 ■ Away
 N Neutral

Average RPI Win:	228	WON-LOST	WINNING	LAST 10	STRENGTH OF	OPP. STRENGTH	TEAM	ADJ.	CONF.	ADJ CONF.
Average RPI Loss:	179	RECORD	PCT. RANK	GAMES	SCHEDULE	OF SCHEDULE	RPI	RPI	RPI	RPI
DIV. I ONLY	8- 20	282	1- 0	208	237	296	296	21	21	
DIV. I NON-CONF.	3- 10	278	1- 0	151	227	276	276	20	20	
TOTALS	RPI 1-25	RPI 26-50	W-L RECORDS	RPI 51-100	RPI 101-150	RPI 150+				
8- 20	0- 0	0- 2	OVERALL	0- 4	2- 3	6- 11				
6- 8	0- 0	0- 0	HOME	0- 3	2- 1	4- 4				
1- 12	0- 0	0- 2	AWAY	0- 1	0- 2	1- 7				
1- 0	0- 0	0- 0	NEUTRAL	0- 0	0- 0	1- 0				
3- 10	0- 0	0- 2	NON-CONFERENCE	0- 3	0- 1	3- 4				
1- 5	0- 0	0- 0	HOME	0- 2	0- 1	1- 2				
1- 5	0- 0	0- 2	AWAY	0- 1	0- 0	1- 2				
1- 0	0- 0	0- 0	NEUTRAL	0- 0	0- 0	1- 0				
5- 10	0- 0	0- 0	CONFERENCE	0- 1	2- 2	3- 7				
5- 3	0- 0	0- 0	HOME	0- 1	2- 0	3- 2				
0- 7	0- 0	0- 0	AWAY	0- 0	0- 2	0- 5				
0- 0	0- 0	0- 0	NEUTRAL	0- 0	0- 0	0- 0				

RPI S	Opponent	Score	RPI S	Opponent	Score	RPI S	Opponent	Score	RPI S	Opponent	Score	Team's RPI: 296
39	A California	45 69	53	H Saint Mary's (CA)	55 80	135	A CSUN	65 73				
41	A Southern California	39 82	88	H UC Davis	44 70	135	H CSUN	61 60				
			93	A Pacific	53 69	143	H New Mexico St.	73 81				
			99	H Loyola Marymount	57 70	147	A UC Riverside	60 73				
						147	H UC Riverside	61 44				
						184	A UC Irvine	68 74				
						184	H UC Irvine	71 52				
						194	A UNLV	51 69				
						198	N Dartmouth	62 56				
						231	H California Baptist	64 76				
						233	A San Diego St.	63 58				
						236	A Hawaii	49 72				
						236	H Hawaii	35 47				
						259	A Cal St. Fullerton	62 74				
						259	H Cal St. Fullerton	52 59				
						265	H CSU Bakersfield	48 56				
						272	A Long Beach St.	53 62				
						272	H Long Beach St.	60 54				
						279	A Utah Valley	54 63				
						317	A Cal Poly	67 75				
						317	H Cal Poly	44 42				
						336	H Grand Canyon	66 55				
LAST 12 Division I GAMES:												
198	N Dartmouth	62 56	236	A Hawaii	49 72							
147	H UC Riverside	61 44	135	H CSUN	61 60							
317	H Cal Poly	44 42	88	H UC Davis	44 70							
272	A Long Beach St.	53 62	147	A UC Riverside	60 73							
259	A Cal St. Fullerton	62 74	184	A UC Irvine	68 74							
184	H UC Irvine	71 52	236	H Hawaii	35 47							

Non-Div I Games:

UC Santa Barbara

■ Loss,
■ Non-Conf,
■ S Site,
■ Home
■ A Away
N Neutral

Through Games of March 9, 1919										
Average RPI Win:	153	WON-LOST	WINNING	LAST 10	STRENGTH OF	OPP. STRENGTH	TEAM	ADJ.	CONF.	ADJ CONF.
Average RPI Loss:	43	RECORD	PCT. RANK	GAMES	SCHEDULE	OF SCHEDULE	RPI	RPI	RPI	RPI
DIV. I ONLY	24- 5	18	1- 0	50	79	15	15	9	9	
DIV. I NON-CONF.	11- 2	32	0- 0	43	36	13	13	8	8	

TOTALS	RPI 1-25	RPI 26-50		W-L RECORDS		RPI 51-100	RPI 101-150	RPI 150+		
24- 5	0- 3	2- 1		OVERALL		4- 0	6- 0	12- 1		
11- 1	0- 1	1- 0		HOME		3- 0	1- 0	6- 0		
12- 3	0- 1	1- 1		AWAY		1- 0	5- 0	5- 1		
1- 1	0- 1	0- 0		NEUTRAL		0- 0	0- 0	1- 0		
11- 2	0- 1	2- 1		NON-CONFERENCE		1- 0	4- 0	4- 0		
4- 0	0- 0	1- 0		HOME		1- 0	0- 0	2- 0		
6- 1	0- 0	1- 1		AWAY		0- 0	4- 0	1- 0		
1- 1	0- 1	0- 0		NEUTRAL		0- 0	0- 0	1- 0		
13- 3	0- 2	0- 0		CONFERENCE		3- 0	2- 0	8- 1		
7- 1	0- 1	0- 0		HOME		2- 0	1- 0	4- 0		
6- 2	0- 1	0- 0		AWAY		1- 0	1- 0	4- 1		
0- 0	0- 0	0- 0		NEUTRAL		0- 0	0- 0	0- 0		

RPI 1-25				Team's RPI: 15		RPI 26-50				RPI 51-100				RPI 101+			
RPI	S	Opponent	Score	RPI	S	Opponent	Score	RPI	S	Opponent	Score	RPI	S	Opponent	Score		
6	A	UConn	57 93	27	A	Central Mich.	68 75	72	H	Cincinnati	56 55	123	A	Pittsburgh	61 58		
6	H	UConn	41 78	43	A	Quinnipiac	47 45	93	H	Pacific	64 57	127	A	South Fla.	62 49		
10	N	Syracuse	52 57	43	H	Villanova	71 56	98	A	Houston	59 50	127	H	South Fla.	66 63		

Non-Div I Games:

UCF

■ Loss,
 ■ Non-Conf,
 ■ S Site,
 ■ Home
 ■ A Away
 N Neutral

Average RPI Win:	116	WON-LOST	WINNING	LAST 10	STRENGTH OF	OPP. STRENGTH	TEAM	ADJ.	CONF.	ADJ CONF.
Average RPI Loss:	39	RECORD	PCT. RANK	GAMES	SCHEDULE	OF SCHEDULE	RPI	RPI	RPI	RPI
DIV. I ONLY	19- 11	97	1- 0	14	17	33	33	2	2	
DIV. I NON-CONF.	7- 5	132	0- 0	97	29	118	118	2	2	
TOTALS	RPI 1-25	RPI 26-50	W-L RECORDS	RPI 51-100	RPI 101-150	RPI 150+				
19- 11	2- 6	4- 3	OVERALL	3- 1	5- 1	5- 0				
11- 5	0- 3	2- 2	HOME	1- 0	5- 0	3- 0				
8- 3	2- 2	2- 0	AWAY	2- 1	0- 0	2- 0				
0- 3	0- 1	0- 1	NEUTRAL	0- 0	0- 1	0- 0				
7- 5	0- 1	1- 2	NON-CONFERENCE	0- 1	4- 1	2- 0				
6- 1	0- 0	1- 1	HOME	0- 0	4- 0	1- 0				
1- 1	0- 0	0- 0	AWAY	0- 1	0- 0	1- 0				
0- 3	0- 1	0- 1	NEUTRAL	0- 0	0- 1	0- 0				
12- 6	2- 5	3- 1	CONFERENCE	3- 0	1- 0	3- 0				
5- 4	0- 3	1- 1	HOME	1- 0	1- 0	2- 0				
7- 2	2- 2	2- 0	AWAY	2- 0	0- 0	1- 0				
0- 0	0- 0	0- 0	NEUTRAL	0- 0	0- 0	0- 0				

RPI 1-25				RPI 26-50				RPI 51-100				RPI 101+			
RPI	S	Opponent	Score	RPI	S	Opponent	Score	RPI	S	Opponent	Score	RPI	S	Opponent	Score
4	A	Stanford	80 86	30	H	Rice	59 50	76	A	Utah	100 90	101	H	Georgia	80 69
4	H	Stanford	51 65	38	N	North Carolina	49 83	76	H	Utah	76 60	110	H	Fresno St.	89 80
5	A	Oregon	74 69	39	A	California	84 79	91	A	Arizona	98 93	127	N	South Fla.	56 60
5	H	Oregon	52 72	39	H	California	80 74	99	A	Loyola Marymount	63 69	129	H	Seton Hall	78 62
19	A	Oregon St.	72 75	41	A	Southern California	72 65					131	H	Oklahoma St.	71 59
19	H	Oregon St.	73 83	41	H	Southern California	67 72					150	H	Washington St.	83 56
20	N	Kentucky	74 75	49	H	Indiana	65 67					164	H	Washington	76 60
21	A	Arizona St.	61 59									171	A	Colorado	64 60
												171	H	Colorado	84 50
												317	H	Cal Poly	81 35
												338	A	UIC	78 47
LAST 12 Division I GAMES:															
171	H	Colorado	84 50	76	A	Utah	100 90	171	A	Colorado	64 60				
76	H	Utah	76 60	19	A	Oregon St.	72 75	164	H	Washington	76 60				
5	A	Oregon	74 69	39	H	California	80 74	150	H	Washington St.	83 56				
4	H	Stanford	51 65	49	H	Indiana	65 67	91	A	Arizona	98 93				
								21	A	Arizona St.	61 59				

Non-Div I Games:

UCLA

■ Loss,
■ Non-Conf,
■ S Site,
■ H Home
■ A Away
N Neutral

Average RPI Win:	122	WON-LOST	WINNING	LAST 10	STRENGTH OF	OPP. STRENGTH	TEAM	ADJ.	CONF.	ADJ CONF.
Average RPI Loss:	3	RECORD	PCT. RANK	GAMES	SCHEDULE	OF SCHEDULE	RPI	RPI	RPI	RPI
DIV. I ONLY	28- 2	2	1- 0	39	26	6	6	9	9	
DIV. I NON-CONF.	12- 2	31	0- 0	30	1	8	8	8	8	
TOTALS	RPI 1-25	RPI 26-50	W-L RECORDS	RPI 51-100	RPI 101-150	RPI 150+				
28- 2	5- 2	1- 0	OVERALL	6- 0	5- 0	11- 0				
12- 0	3- 0	0- 0	HOME	3- 0	2- 0	4- 0				
12- 2	2- 2	1- 0	AWAY	2- 0	2- 0	5- 0				
4- 0	0- 0	0- 0	NEUTRAL	1- 0	1- 0	2- 0				
12- 2	3- 2	1- 0	NON-CONFERENCE	2- 0	3- 0	3- 0				
4- 0	2- 0	0- 0	HOME	1- 0	1- 0	0- 0				
4- 2	1- 2	1- 0	AWAY	0- 0	1- 0	1- 0				
4- 0	0- 0	0- 0	NEUTRAL	1- 0	1- 0	2- 0				
16- 0	2- 0	0- 0	CONFERENCE	4- 0	2- 0	8- 0				
8- 0	1- 0	0- 0	HOME	2- 0	1- 0	4- 0				
8- 0	1- 0	0- 0	AWAY	2- 0	1- 0	4- 0				
0- 0	0- 0	0- 0	NEUTRAL	0- 0	0- 0	0- 0				

RPI 1-25				RPI 26-50				RPI 51-100				RPI 101+			
RPI	S	Opponent	Score	RPI	S	Opponent	Score	RPI	S	Opponent	Score	RPI	S	Opponent	Score
1	A	Notre Dame	89 71	39	A	California	76 66	72	A	Cincinnati	65 55	118	N	St. John's (NY)	65 55
2	A	Baylor	57 68					72	H	Cincinnati	82 38	127	A	South Fla.	57 47
3	A	Louisville	69 78					84	H	Ohio St.	85 53	127	H	South Fla.	63 46
15	A	UCF	78 41					87	N	Purdue	86 40	129	H	Seton Hall	99 61
15	H	UCF	93 57					98	A	Houston	81 61	145	A	Oklahoma	72 63
16	H	South Carolina	97 79					98	H	Houston	83 61	155	A	Temple	88 67
24	H	DePaul	99 63									155	H	Temple	109 74
												165	A	Tulane	75 33
												166	A	Tulsa	68 49
												178	A	Saint Louis	98 42
												200	N	Vanderbilt	80 42
												206	H	East Carolina	118 55
												214	H	SMU	79 39
												232	H	Memphis	102 45
												234	N	Ole Miss	90 50
												251	A	Wichita St.	84 47
LAST 12 Division I GAMES:															
127	A	South Fla.	57 47	16	H	South Carolina	97 79	155	H	Temple	109 74	72	A	Cincinnati	65 55
98	H	Houston	83 61	206	H	East Carolina	118 55	3	A	Louisville	69 78	15	H	UCF	93 57
251	A	Wichita St.	84 47	72	A	Cincinnati	65 55								
166	A	Tulsa	68 49	3	A	Louisville	69 78								
232	H	Memphis	102 45	15	H	UCF	93 57								
15	A	UCF	78 41												

Non-Div I Games:

UConn

■ Loss,
■ Non-Conf, S Site,
■ Home
■ Away
N Neutral

Average RPI Win:	316	WON-LOST	WINNING	LAST 10	STRENGTH OF	OPP. STRENGTH	TEAM	ADJ.	CONF.	ADJ CONF.
Average RPI Loss:	178	RECORD	PCT. RANK	GAMES	SCHEDULE	OF SCHEDULE	RPI	RPI	RPI	RPI
DIV. I ONLY	3- 26	346	0- 1	283	211	338	338	20	20	
DIV. I NON-CONF.	2- 9	297	0- 0	255	200	316	316	18	18	
TOTALS	RPI 1-25	RPI 26-50	W-L RECORDS	RPI 51-100	RPI 101-150	RPI 150+				
3- 26	0- 1	0- 1	OVERALL	0- 5	0- 5	3- 14				
2- 11	0- 0	0- 1	HOME	0- 3	0- 2	2- 5				
1- 13	0- 1	0- 0	AWAY	0- 2	0- 3	1- 7				
0- 2	0- 0	0- 0	NEUTRAL	0- 0	0- 0	0- 2				
2- 9	0- 1	0- 1	NON-CONFERENCE	0- 1	0- 1	2- 5				
1- 3	0- 0	0- 1	HOME	0- 1	0- 0	1- 1				
1- 4	0- 1	0- 0	AWAY	0- 0	0- 1	1- 2				
0- 2	0- 0	0- 0	NEUTRAL	0- 0	0- 0	0- 2				
1- 17	0- 0	0- 0	CONFERENCE	0- 4	0- 4	1- 9				
1- 8	0- 0	0- 0	HOME	0- 2	0- 2	1- 4				
0- 9	0- 0	0- 0	AWAY	0- 2	0- 2	0- 5				
0- 0	0- 0	0- 0	NEUTRAL	0- 0	0- 0	0- 0				

RPI 1-25				RPI 26-50				RPI 51-100				RPI 101+				Team's RPI: 338
RPI	S	Opponent	Score	RPI	S	Opponent	Score	RPI	S	Opponent	Score	RPI	S	Opponent	Score	
12	A	Marquette	32 96	33	H	UCLA	47 78	52	H	Miami (OH)	56 65	106	A	Northwestern	44 87	
								74	A	Green Bay	32 62	115	A	Youngstown St.	29 81	
								74	H	Green Bay	53 77	115	H	Youngstown St.	59 83	
								77	A	Wright St.	47 72	132	A	IUPUI	43 71	
								77	H	Wright St.	46 79	132	H	IUPUI	44 73	
												191	A	Milwaukee	53 72	
												191	H	Milwaukee	37 48	
												213	A	Indiana St.	53 60	
												219	A	Eastern Mich.	38 52	
												240	A	Northern Ky.	44 78	
												240	H	Northern Ky.	49 67	
												244	H	Loyola Chicago	60 75	
												271	N	Jackson St.	57 72	
												281	A	Cleveland St.	53 71	
												281	H	Cleveland St.	48 74	
												295	N	Fairfield	60 68	
												308	A	Oakland	57 74	
												308	H	Oakland	69 65	
												311	H	Valparaiso	75 65	
												328	A	Evansville	62 54	
												333	A	Detroit Mercy	45 62	
												333	H	Detroit Mercy	36 42	
LAST 12 Division I GAMES:																
				74	H	Green Bay	53 77	281	H	Cleveland St.	48 74					
				191	H	Milwaukee	37 48	240	A	Northern Ky.	44 78					
				132	H	IUPUI	44 73	77	A	Wright St.	47 72					
				308	A	Oakland	57 74	191	A	Milwaukee	53 72					
				333	A	Detroit Mercy	45 62	74	A	Green Bay	32 62					
				115	H	Youngstown St.	59 83	132	A	IUPUI	43 71					

Non-Div I Games:

UIC

■ Loss,
 ■ Non-Conf,
 S Site,
 ■ Home
 ■ Away
 N Neutral

Average RPI Win:	300	WON-LOST	WINNING	LAST 10	STRENGTH OF	OPP. STRENGTH	TEAM	ADJ.	CONF.	ADJ CONF.
Average RPI Loss:	178	RECORD	PCT. RANK	GAMES	SCHEDULE	OF SCHEDULE	RPI	RPI	RPI	RPI
DIV. I ONLY	7- 20	294	0- 1	277	266	304	304	23	23	
DIV. I NON-CONF.	4- 6	212	0- 0	285	264	263	263	25	25	
TOTALS	RPI 1-25	RPI 26-50	W-L RECORDS	RPI 51-100	RPI 101-150	RPI 150+				
7- 20	0- 1	0- 0	OVERALL	0- 3	0- 6	7- 10				
2- 10	0- 0	0- 0	HOME	0- 1	0- 3	2- 6				
3- 10	0- 1	0- 0	AWAY	0- 2	0- 3	3- 4				
2- 0	0- 0	0- 0	NEUTRAL	0- 0	0- 0	2- 0				
4- 6	0- 1	0- 0	NON-CONFERENCE	0- 1	0- 1	4- 3				
0- 4	0- 0	0- 0	HOME	0- 0	0- 1	0- 3				
2- 2	0- 1	0- 0	AWAY	0- 1	0- 0	2- 0				
2- 0	0- 0	0- 0	NEUTRAL	0- 0	0- 0	2- 0				
3- 14	0- 0	0- 0	CONFERENCE	0- 2	0- 5	3- 7				
2- 6	0- 0	0- 0	HOME	0- 1	0- 2	2- 3				
1- 8	0- 0	0- 0	AWAY	0- 1	0- 3	1- 4				
0- 0	0- 0	0- 0	NEUTRAL	0- 0	0- 0	0- 0				

RPI 1-25				RPI 26-50				RPI 51-100				RPI 101+ Team's RPI: 304			
RPI	S	Opponent	Score	RPI	S	Opponent	Score	RPI	S	Opponent	Score	RPI	S	Opponent	Score
14	A	Maryland	61 92					62	A	Maine	44 84	111	H	Towson	62 71
								62	H	Maine	45 58	113	A	Hartford	47 92
								80	A	American	42 64	113	A	Hartford	48 65
												113	H	Hartford	52 66
												137	A	Stony Brook	44 57
												137	H	Stony Brook	59 70
												208	H	UMES	67 73
												227	H	Hofstra	42 45
												238	H	Mt. St. Mary's	52 65
												242	A	Albany (NY)	44 64
												242	H	Albany (NY)	69 60
												254	A	Binghamton	45 67
												254	H	Binghamton	46 58
												277	A	Vermont	50 58
												277	H	Vermont	44 58
												303	A	Morgan St.	73 68
												306	N	UTSA	72 58
												309	N	Kennesaw St.	57 53
												312	A	Coppin St.	57 52
												315	A	New Hampshire	55 47
												315	H	New Hampshire	64 62
												320	A	UMass Lowell	41 62
												320	H	UMass Lowell	55 67
LAST 12 Division I GAMES:															
113	A	Hartford	48 65	254	H	Binghamton	46 58								
315	A	New Hampshire	55 47	62	H	Maine	45 58								
137	H	Stony Brook	59 70	113	A	Hartford	47 92								
242	H	Albany (NY)	69 60	137	A	Stony Brook	44 57								
277	A	Vermont	50 58	315	H	New Hampshire	64 62								
320	A	UMass Lowell	41 62	277	H	Vermont	44 58								

Non-Div I Games: Notre Dame (MD) 81 43 Eastern 81 42 Gettysburg 65 51

UMBC

Loss, Non-Conf, S Site, H Home A Away N Neutral

UMES				STRENGTH OF SCHEDULE	OPP. STRENGTH OF SCHEDULE	TEAM RPI	ADJ. RPI	CONF. RPI	ADJ CONF. RPI
Average RPI Win:	291	WON-LOST RECORD	WINNING PCT. RANK						
Average RPI Loss:	181		LAST 10 GAMES						
DIV. I ONLY	13- 13	172	0- 1	306	308	208	208	32	32
DIV. I NON-CONF.	2- 9	297	0- 0	226	72	258	258	32	32

TOTALS	RPI 1-25	RPI 26-50	W-L RECORDS	RPI 51-100	RPI 101-150	RPI 150+			
13- 13	0- 2	0- 1	OVERALL	0- 1	0- 1	13- 8			
5- 3	0- 0	0- 1	HOME	0- 0	0- 0	5- 2			
8- 10	0- 2	0- 0	AWAY	0- 1	0- 1	8- 6			
0- 0	0- 0	0- 0	NEUTRAL	0- 0	0- 0	0- 0			
2- 9	0- 2	0- 1	NON-CONFERENCE	0- 1	0- 1	2- 4			
0- 1	0- 0	0- 1	HOME	0- 0	0- 0	0- 0			
2- 8	0- 2	0- 0	AWAY	0- 1	0- 1	2- 4			
0- 0	0- 0	0- 0	NEUTRAL	0- 0	0- 0	0- 0			
11- 4	0- 0	0- 0	CONFERENCE	0- 0	0- 0	11- 4			
5- 2	0- 0	0- 0	HOME	0- 0	0- 0	5- 2			
6- 2	0- 0	0- 0	AWAY	0- 0	0- 0	6- 2			
0- 0	0- 0	0- 0	NEUTRAL	0- 0	0- 0	0- 0			

RPI 1-25				RPI 26-50				RPI 51-100				RPI 101+ Team's RPI: 208			
RPI	S	Opponent	Score	RPI	S	Opponent	Score	RPI	S	Opponent	Score	RPI	S	Opponent	Score
10	A	Syracuse	51 96	36	H	Buffalo	63 69	75	A	Georgetown	55 74	146	A	Wake Forest	67 78
18	A	Miami (FL)	53 71									195	A	N.C. A&T	58 70
												195	H	N.C. A&T	49 51
												206	A	East Carolina	69 84
												221	A	Howard	80 73
												221	H	Howard	80 72
												222	A	Bethune-Cookman	64 52
												223	A	George Mason	49 70
												238	A	Mt. St. Mary's	86 73
												273	A	Richmond	55 57
												289	A	Norfolk St.	59 43
												291	H	South Carolina St.	63 43
												303	A	Morgan St.	73 68
												303	H	Morgan St.	53 57
												304	A	UMBC	73 67
												312	H	Coppin St.	74 54
												337	A	Delaware St.	62 65
												339	A	Longwood	71 83
												341	A	N.C. Central	69 61
												341	H	N.C. Central	59 49
												346	A	Florida A&M	68 36
												348	H	Savannah St.	78 46
LAST 12 Division I GAMES:															
303	H	Morgan St.	53 57	291	H	South Carolina St.	63 43								
337	A	Delaware St.	62 65	221	A	Howard	80 73								
312	H	Coppin St.	74 54	289	A	Norfolk St.	59 43								
195	A	N.C. A&T	58 70	222	A	Bethune-Cookman	64 52								
341	A	N.C. Central	69 61	346	A	Florida A&M	68 36								
348	H	Savannah St.	78 46	195	H	N.C. A&T	49 51								

Non-Div I Games: Regent 72 16 Cheyney 88 39

UMES

Loss, Non-Conf, S Site, H Home A Away N Neutral

Average RPI Win:	290	WON-LOST	WINNING	LAST 10	STRENGTH OF	OPP. STRENGTH	TEAM	ADJ.	CONF.	ADJ CONF.
Average RPI Loss:	173	RECORD	PCT. RANK	GAMES	SCHEDULE	OF SCHEDULE	RPI	RPI	RPI	RPI
DIV. I ONLY	12- 14	200	0- 1	278	323	235	235	30	30	
DIV. I NON-CONF.	4- 7	228	0- 0	154	229	203	203	30	30	
TOTALS	RPI 1-25	RPI 26-50	W-L RECORDS	RPI 51-100	RPI 101-150	RPI 150+				
12- 14	0- 0	0- 2	OVERALL	0- 0	0- 2	12- 10				
5- 6	0- 0	0- 0	HOME	0- 0	0- 1	5- 5				
7- 8	0- 0	0- 2	AWAY	0- 0	0- 1	7- 5				
0- 0	0- 0	0- 0	NEUTRAL	0- 0	0- 0	0- 0				
4- 7	0- 0	0- 2	NON-CONFERENCE	0- 0	0- 0	4- 5				
2- 2	0- 0	0- 0	HOME	0- 0	0- 0	2- 2				
2- 5	0- 0	0- 2	AWAY	0- 0	0- 0	2- 3				
0- 0	0- 0	0- 0	NEUTRAL	0- 0	0- 0	0- 0				
8- 7	0- 0	0- 0	CONFERENCE	0- 0	0- 2	8- 5				
3- 4	0- 0	0- 0	HOME	0- 0	0- 1	3- 3				
5- 3	0- 0	0- 0	AWAY	0- 0	0- 1	5- 2				
0- 0	0- 0	0- 0	NEUTRAL	0- 0	0- 0	0- 0				

RPI 1-25	RPI 26-50	RPI 51-100	RPI 101+ Team's RPI: 235
RPI S Opponent Score	RPI S Opponent Score	RPI S Opponent Score	RPI S Opponent Score
	28 Missouri 59 66		143 New Mexico St. 61 68
	35 Kansas St. 50 61		143 New Mexico St. 86 90
			156 Denver 75 92
			158 Kansas 55 67
			160 Illinois St. 55 62
			168 Louisiana Tech 80 70
			169 Oral Roberts 64 75
			223 George Mason 84 91
			224 UTRGV 64 67
			224 UTRGV 56 75
			231 California Baptist 78 74
			231 California Baptist 92 95
			237 SIUE 80 75
			244 Loyola Chicago 88 74
			265 CSU Bakersfield 71 85
			265 CSU Bakersfield 57 67
			279 Utah Valley 68 64
			279 Utah Valley 97 64
			324 North Dakota St. 69 59
			336 Grand Canyon 65 56
			336 Grand Canyon 73 45
			345 Seattle U 86 62
			345 Seattle U 83 66
			350 Chicago St. 111 58
LAST 12 Division I GAMES:			
224 UTRGV 64 67	231 California Baptist 92 95		
143 New Mexico St. 61 68	224 UTRGV 56 75		
279 Utah Valley 97 64	143 New Mexico St. 86 90		
345 Seattle U 83 66	345 Seattle U 86 62		
265 CSU Bakersfield 71 85	279 Utah Valley 68 64		
336 Grand Canyon 65 56	336 Grand Canyon 73 45		

Non-Div I Games: Peru St. 98 62 Mo.-St. Louis 92 63

UMKC

Loss, Non-Conf, S Site, H Home A Away N Neutral

Average RPI Win:	297	WON-LOST	WINNING	LAST 10	STRENGTH OF	OPP. STRENGTH	TEAM	ADJ.	CONF.	ADJ CONF.
Average RPI Loss:	194	RECORD	PCT. RANK	GAMES	SCHEDULE	OF SCHEDULE	RPI	RPI	RPI	RPI
DIV. I ONLY	6- 22	311	0- 1	290	296	320	320	23	23	
DIV. I NON-CONF.	3- 9	271	0- 0	293	337	305	305	25	25	
TOTALS	RPI 1-25	RPI 26-50	W-L RECORDS	RPI 51-100	RPI 101-150	RPI 150+				
6- 22	0- 0	0- 0	OVERALL	0- 3	0- 6	6- 13				
3- 9	0- 0	0- 0	HOME	0- 1	0- 3	3- 5				
3- 13	0- 0	0- 0	AWAY	0- 2	0- 3	3- 8				
0- 0	0- 0	0- 0	NEUTRAL	0- 0	0- 0	0- 0				
3- 9	0- 0	0- 0	NON-CONFERENCE	0- 1	0- 2	3- 6				
1- 3	0- 0	0- 0	HOME	0- 0	0- 1	1- 2				
2- 6	0- 0	0- 0	AWAY	0- 1	0- 1	2- 4				
0- 0	0- 0	0- 0	NEUTRAL	0- 0	0- 0	0- 0				
3- 13	0- 0	0- 0	CONFERENCE	0- 2	0- 4	3- 7				
2- 6	0- 0	0- 0	HOME	0- 1	0- 2	2- 3				
1- 7	0- 0	0- 0	AWAY	0- 1	0- 2	1- 4				
0- 0	0- 0	0- 0	NEUTRAL	0- 0	0- 0	0- 0				

RPI 1-25				RPI 26-50				RPI 51-100				RPI 101+				Team's RPI: 320	
RPI	S	Opponent	Score	RPI	S	Opponent	Score	RPI	S	Opponent	Score	RPI	S	Opponent	Score		

Non-Div I Games: Fisher 79 45

UMass Lowell

■ Loss,
 ■ Non-Conf,
 ■ S Site,
 ■ H Home
 ■ A Away
 N Neutral

UNC Asheville

Through Games Of March 6, 2019

Average RPI Win:	281	WON-LOST	WINNING	LAST 10	STRENGTH OF	OPP. STRENGTH	TEAM	ADJ.	CONF.	ADJ CONF.
Average RPI Loss:	151	RECORD	PCT. RANK	GAMES	SCHEDULE	OF SCHEDULE	RPI	RPI	RPI	RPI
DIV. I ONLY	15- 13	153	0- 1	238	312	183	183	27	27	
DIV. I NON-CONF.	4- 6	212	0- 0	122	289	192	192	29	29	
TOTALS	RPI 1-25	RPI 26-50	W-L RECORDS	RPI 51-100	RPI 101-150	RPI 150+				
15- 13	0- 0	0- 0	OVERALL	0- 4	2- 3	13- 6				
11- 2	0- 0	0- 0	HOME	0- 1	2- 0	9- 1				
4- 11	0- 0	0- 0	AWAY	0- 3	0- 3	4- 5				
0- 0	0- 0	0- 0	NEUTRAL	0- 0	0- 0	0- 0				
4- 6	0- 0	0- 0	NON-CONFERENCE	0- 2	1- 2	3- 2				
4- 0	0- 0	0- 0	HOME	0- 0	1- 0	3- 0				
0- 6	0- 0	0- 0	AWAY	0- 2	0- 2	0- 2				
0- 0	0- 0	0- 0	NEUTRAL	0- 0	0- 0	0- 0				
11- 7	0- 0	0- 0	CONFERENCE	0- 2	1- 1	10- 4				
7- 2	0- 0	0- 0	HOME	0- 1	1- 0	6- 1				
4- 5	0- 0	0- 0	AWAY	0- 1	0- 1	4- 3				
0- 0	0- 0	0- 0	NEUTRAL	0- 0	0- 0	0- 0				

RPI 1-25				RPI 26-50				RPI 51-100				RPI 101+ Team's RPI: 183			
RPI	S	Opponent	Score	RPI	S	Opponent	Score	RPI	S	Opponent	Score	RPI	S	Opponent	Score
								63	A	Tennessee	46 73	109	A	High Point	81 82
								67	A	Middle Tenn.	46 67	109	H	High Point	67 56
								81	A	Radford	46 60	116	A	Charlotte	53 70
								81	H	Radford	44 45	138	A	Mercer	47 61
												149	H	Davidson	69 56
												154	A	Tennessee Tech	53 60
												197	H	Hampton	58 61
												204	A	Furman	47 58
												209	A	Campbell	48 49
												209	H	Campbell	60 52
												230	H	ETSU	56 55
												248	A	Gardner-Webb	59 69
												268	H	Wofford	60 46
												290	A	Charleston So.	59 70
												290	H	Charleston So.	62 45
												298	A	Winthrop	55 43
												298	H	Winthrop	70 36
												331	A	Presbyterian	52 43
												331	H	Presbyterian	51 45
												339	A	Longwood	68 57
												339	H	Longwood	80 55
												340	A	USC Upstate	93 86
												340	H	USC Upstate	56 53
												342	H	Western Caro.	74 49
LAST 12 Division I GAMES:															
				109	A	High Point	81 82					331	H	Presbyterian	51 45
				290	H	Charleston So.	62 45					209	A	Campbell	48 49
				81	H	Radford	44 45					290	A	Charleston So.	59 70
				340	H	USC Upstate	56 53					298	H	Winthrop	70 36
				339	A	Longwood	68 57					331	A	Presbyterian	52 43
				298	A	Winthrop	55 43					339	H	Longwood	80 55

Non-Div I Games: Warren Wilson 92 31

UNC Asheville

Loss, Non-Conf, S Site, H Home A Away N Neutral

UNC Greensboro

Through Games Of March 6, 2019

Average RPI Win:	259	WON-LOST	WINNING	LAST 10	STRENGTH OF	OPP. STRENGTH	TEAM	ADJ.	CONF.	ADJ CONF.
Average RPI Loss:	190	RECORD	PCT. RANK	GAMES	SCHEDULE	OF SCHEDULE	RPI	RPI	RPI	RPI
DIV. I ONLY	7- 18	285	0- 1	286	263	307	307	28	28	
DIV. I NON-CONF.	2- 9	297	0- 0	190	234	289	289	24	24	
TOTALS	RPI 1-25	RPI 26-50	W-L RECORDS	RPI 51-100	RPI 101-150	RPI 150+				
7- 18	0- 0	0- 1	OVERALL	0- 0	0- 6	7- 11				
5- 4	0- 0	0- 0	HOME	0- 0	0- 1	5- 3				
1- 13	0- 0	0- 1	AWAY	0- 0	0- 4	1- 8				
1- 1	0- 0	0- 0	NEUTRAL	0- 0	0- 1	1- 0				
2- 9	0- 0	0- 1	NON-CONFERENCE	0- 0	0- 4	2- 4				
1- 1	0- 0	0- 0	HOME	0- 0	0- 0	1- 1				
0- 7	0- 0	0- 1	AWAY	0- 0	0- 3	0- 3				
1- 1	0- 0	0- 0	NEUTRAL	0- 0	0- 1	1- 0				
5- 9	0- 0	0- 0	CONFERENCE	0- 0	0- 2	5- 7				
4- 3	0- 0	0- 0	HOME	0- 0	0- 1	4- 2				
1- 6	0- 0	0- 0	AWAY	0- 0	0- 1	1- 5				
0- 0	0- 0	0- 0	NEUTRAL	0- 0	0- 0	0- 0				

RPI 1-25			RPI 26-50			RPI 51-100			RPI 101+			Team's RPI: 307			
RPI	S	Opponent	Score	RPI	S	Opponent	Score	RPI	S	Opponent	Score	RPI	S	Opponent	Score
				38	A	North Carolina	62 83					109	A	High Point	75 82
												129	N	Seton Hall	64 71
												134	A	Georgia St.	63 70
												138	A	Mercer	73 85
												138	H	Mercer	58 71
												148	A	Appalachian St.	65 68
												167	A	Chattanooga	54 64
												167	H	Chattanooga	53 49
												175	H	Coastal Caro.	71 78
												193	H	Liberty	48 45
												204	A	Furman	61 64
												204	H	Furman	49 59
												209	A	Campbell	49 53
												219	N	Eastern Mich.	49 44
												230	A	ETSU	76 85
												230	H	ETSU	67 72
												268	A	Wofford	66 93
												268	H	Wofford	77 61
												273	A	Richmond	48 59
												285	A	Samford	53 57
												285	H	Samford	55 54
												341	A	N.C. Central	57 66
												342	A	Western Caro.	66 42
												342	H	Western Caro.	71 59
LAST 12 Division I GAMES:															
				230	H	ETSU	67 72					268	H	Wofford	77 61
				167	H	Chattanooga	53 49					167	A	Chattanooga	54 64
				342	A	Western Caro.	66 42					230	A	ETSU	76 85
				285	A	Samford	53 57					342	H	Western Caro.	71 59
				138	A	Mercer	73 85					138	H	Mercer	58 71
				204	H	Furman	49 59					285	H	Samford	55 54

Non-Div I Games: Pfeiffer 92 23 UNC Pembroke 72 32 Lees-McRae 92 36 Young Harris 62 29
UNC Greensboro

Loss, Non-Conf, S Site, H Home A Away N Neutral

Average RPI Win:	218	WON-LOST	WINNING	LAST 10	STRENGTH OF	OPP. STRENGTH	TEAM	ADJ.	CONF.	ADJ CONF.
Average RPI Loss:	90	RECORD	PCT. RANK	GAMES	SCHEDULE	OF SCHEDULE	RPI	RPI	RPI	RPI
DIV. I ONLY	15- 11	131	1- 0	139	128	119	119	10	10	
DIV. I NON-CONF.	5- 4	139	0- 0	292	240	171	171	10	10	
TOTALS	RPI 1-25	RPI 26-50	W-L RECORDS	RPI 51-100	RPI 101-150	RPI 150+				
15- 11	0- 0	1- 3	OVERALL	0- 3	3- 4	11- 1				
11- 1	0- 0	1- 0	HOME	0- 1	3- 0	7- 0				
4- 10	0- 0	0- 3	AWAY	0- 2	0- 4	4- 1				
0- 0	0- 0	0- 0	NEUTRAL	0- 0	0- 0	0- 0				
5- 4	0- 0	0- 2	NON-CONFERENCE	0- 1	0- 1	5- 0				
3- 0	0- 0	0- 0	HOME	0- 0	0- 0	3- 0				
2- 4	0- 0	0- 2	AWAY	0- 1	0- 1	2- 0				
0- 0	0- 0	0- 0	NEUTRAL	0- 0	0- 0	0- 0				
10- 7	0- 0	1- 1	CONFERENCE	0- 2	3- 3	6- 1				
8- 1	0- 0	1- 0	HOME	0- 1	3- 0	4- 0				
2- 6	0- 0	0- 1	AWAY	0- 1	0- 3	2- 1				
0- 0	0- 0	0- 0	NEUTRAL	0- 0	0- 0	0- 0				

RPI	S	Opponent	Score	RPI	S	Opponent	Score	RPI	S	Opponent	Score	RPI	S	Opponent	Score	Team's RPI: 119
31	A	Ohio	72 95	79	A	Drexel	55 67	108	A	Northeastern	54 83	108	H	Northeastern	83 70	
32	A	James Madison	51 58	79	H	Drexel	53 65	108	H	Northeastern	83 70	111	A	Towson	61 82	
32	H	James Madison	66 63	94	A	VCU	47 58	111	H	Towson	77 73	123	A	Pittsburgh	56 60	
38	A	North Carolina	55 82					139	A	Delaware	53 65	139	H	Delaware	72 64	
LAST 12 Division I GAMES:																
227	A	Hofstra	61 51	153	H	William & Mary	66 58	206	A	East Carolina	71 68	216	A	Elon	75 70	
108	A	Northeastern	54 83	216	H	Elon	76 51	216	H	Elon	76 51	227	A	Hofstra	61 51	
139	H	Delaware	72 64	108	H	Northeastern	83 70	227	H	Hofstra	89 54	227	H	Hofstra	89 54	
79	H	Drexel	53 65	227	H	Hofstra	89 54	293	H	Col. of Charleston	71 49	331	H	Presbyterian	63 48	
32	A	James Madison	51 58	79	A	Drexel	55 67	336	H	Grand Canyon	77 55	339	H	Longwood	35 33	
111	A	Towson	61 82	139	A	Delaware	53 65	341	A	N.C. Central	89 82					

Non-Div I Games: Fayetteville St. 72 54 Belmont Abbey 74 58

UNCW

Loss, Non-Conf, S Site, H Home A Away N Neutral

Average RPI Win:	227	WON-LOST	WINNING	LAST 10	STRENGTH OF	OPP. STRENGTH	TEAM	ADJ.	CONF.	ADJ CONF.
Average RPI Loss:	56	RECORD	PCT. RANK	GAMES	SCHEDULE	OF SCHEDULE	RPI	RPI	RPI	RPI
DIV. I ONLY	17- 10	99	0- 1	117	120	89	89	13	13	
DIV. I NON-CONF.	6- 5	143	0- 1	65	53	69	69	15	15	
TOTALS	RPI 1-25	RPI 26-50	W-L RECORDS	RPI 51-100	RPI 101-150	RPI 150+				
17- 10	0- 4	0- 2	OVERALL	1- 2	2- 1	14- 1				
9- 2	0- 1	0- 0	HOME	1- 1	1- 0	7- 0				
8- 7	0- 3	0- 1	AWAY	0- 1	1- 1	7- 1				
0- 1	0- 0	0- 1	NEUTRAL	0- 0	0- 0	0- 0				
6- 5	0- 2	0- 2	NON-CONFERENCE	1- 0	2- 1	3- 0				
4- 0	0- 0	0- 0	HOME	1- 0	1- 0	2- 0				
2- 4	0- 2	0- 1	AWAY	0- 0	1- 1	1- 0				
0- 1	0- 0	0- 1	NEUTRAL	0- 0	0- 0	0- 0				
11- 5	0- 2	0- 0	CONFERENCE	0- 2	0- 0	11- 1				
5- 2	0- 1	0- 0	HOME	0- 1	0- 0	5- 0				
6- 3	0- 1	0- 0	AWAY	0- 1	0- 0	6- 1				
0- 0	0- 0	0- 0	NEUTRAL	0- 0	0- 0	0- 0				

RPI 1-25				RPI 26-50				RPI 51-100				RPI 101+ Team's RPI: 89			
RPI	S	Opponent	Score	RPI	S	Opponent	Score	RPI	S	Opponent	Score	RPI	S	Opponent	Score
9	A	Iowa	57 83	35	A	Kansas St.	62 72	65	A	Missouri St.	48 58	125	A	Northern Ill.	59 70
12	A	Marquette	61 102	47	N	Boise St.	60 61	65	H	Missouri St.	58 63	132	A	IUPUI	53 40
22	A	Drake	61 76					100	H	Creighton	65 55	139	H	Delaware	79 67
22	H	Drake	64 88									157	A	Bradley	81 78
												159	A	Southern Ill.	76 67
												159	H	Southern Ill.	65 53
												160	A	Illinois St.	64 66
												213	A	Indiana St.	71 51
												213	H	Indiana St.	71 63
												241	H	North Dakota	64 60
												244	A	Loyola Chicago	71 65
												244	H	Loyola Chicago	64 52
												272	A	Long Beach St.	71 64
												311	A	Valparaiso	64 56
												311	H	Valparaiso	71 52
												316	H	Omaha	79 50
												328	A	Evansville	74 46
												328	H	Evansville	95 46
LAST 12 Division I GAMES:															
125	A	Northern Ill.	59 70	22	A	Drake	61 76								
12	A	Marquette	61 102	311	A	Valparaiso	64 56								
159	A	Southern Ill.	76 67	244	A	Loyola Chicago	71 65								
65	A	Missouri St.	48 58	65	H	Missouri St.	58 63								
328	H	Evansville	95 46	159	H	Southern Ill.	65 53								
213	H	Indiana St.	71 63	213	A	Indiana St.	71 51								

Non-Div I Games: Minnesota St. 73 56

UNI

Loss, Non-Conf, S Site, H Home A Away N Neutral

Average RPI Win:	239	WON-LOST	WINNING	LAST 10	STRENGTH OF	OPP. STRENGTH	TEAM	ADJ.	CONF.	ADJ CONF.
Average RPI Loss:	118	RECORD	PCT. RANK	GAMES	SCHEDULE	OF SCHEDULE	RPI	RPI	RPI	RPI
DIV. I ONLY	11- 17	235	0- 1	98	163	194	194	15	15	
DIV. I NON-CONF.	2- 9	297	0- 1	67	194	272	272	12	12	
TOTALS	RPI 1-25	RPI 26-50	W-L RECORDS	RPI 51-100	RPI 101-150	RPI 150+				
11- 17	0- 1	1- 4	OVERALL	0- 5	0- 2	10- 5				
8- 7	0- 1	1- 2	HOME	0- 3	0- 0	7- 1				
3- 10	0- 0	0- 2	AWAY	0- 2	0- 2	3- 4				
0- 0	0- 0	0- 0	NEUTRAL	0- 0	0- 0	0- 0				
2- 9	0- 1	0- 1	NON-CONFERENCE	0- 3	0- 1	2- 3				
2- 5	0- 1	0- 1	HOME	0- 2	0- 0	2- 1				
0- 4	0- 0	0- 0	AWAY	0- 1	0- 1	0- 2				
0- 0	0- 0	0- 0	NEUTRAL	0- 0	0- 0	0- 0				
9- 8	0- 0	1- 3	CONFERENCE	0- 2	0- 1	8- 2				
6- 2	0- 0	1- 1	HOME	0- 1	0- 0	5- 0				
3- 6	0- 0	0- 2	AWAY	0- 1	0- 1	3- 2				
0- 0	0- 0	0- 0	NEUTRAL	0- 0	0- 0	0- 0				

RPI 1-25				RPI 26-50				RPI 51-100				RPI 101+ Team's RPI: 194			
RPI	S	Opponent	Score	RPI	S	Opponent	Score	RPI	S	Opponent	Score	RPI	S	Opponent	Score
13	H	Gonzaga	59 70	41	H	Southern California	72 86	64	A	Wyoming	62 90	110	A	Fresno St.	55 73
				47	A	Boise St.	38 53	64	H	Wyoming	49 64	133	A	Portland St.	49 58
				47	H	Boise St.	57 64	67	H	Middle Tenn.	62 66	177	H	Utah St.	77 56
				50	A	New Mexico	77 80	73	A	Duke	38 66	184	A	UC Irvine	55 57
				50	H	New Mexico	66 57	77	H	Wright St.	52 68	210	H	Florida	56 53
												233	A	San Diego St.	62 49
												233	H	San Diego St.	71 57
												236	H	Hawaii	61 66
												245	A	Nevada	62 70
												245	H	Nevada	67 58
												270	A	Colorado St.	49 52
												291	A	South Carolina St.	49 58
												294	A	Air Force	62 47
												294	H	Air Force	66 56
												296	H	UC Santa Barbara	69 51
												299	A	San Jose St.	53 43
												299	H	San Jose St.	74 70
LAST 12 Division I GAMES:															
291	A	South Carolina St.	49 58	64	H	Wyoming	49 64								
210	H	Florida	56 53	299	H	San Jose St.	74 70								
67	H	Middle Tenn.	62 66	294	A	Air Force	62 47								
47	A	Boise St.	38 53	110	A	Fresno St.	55 73								
245	H	Nevada	67 58	47	H	Boise St.	57 64								
233	A	San Diego St.	62 49	177	H	Utah St.	77 56								

Non-Div I Games:

UNLV

■ Loss,
 ■ Non-Conf,
 S Site,
 ■ Home
 ■ Away
 N Neutral

USC Upstate

Through Games Of March 6, 2019

Average RPI Win:	319	WON-LOST	WINNING	LAST 10	STRENGTH OF	OPP. STRENGTH	TEAM	ADJ.	CONF.	ADJ CONF.
Average RPI Loss:	218	RECORD	PCT. RANK	GAMES	SCHEDULE	OF SCHEDULE	RPI	RPI	RPI	RPI
DIV. I ONLY	4- 21	333	0- 1	325	320	340	340	27	27	
DIV. I NON-CONF.	1- 7	319	0- 0	317	334	334	334	29	29	
TOTALS	RPI 1-25	RPI 26-50	W-L RECORDS	RPI 51-100	RPI 101-150	RPI 150+				
4- 21	0- 0	0- 0	OVERALL	0- 4	0- 1	4- 16				
2- 6	0- 0	0- 0	HOME	0- 1	0- 1	2- 4				
2- 15	0- 0	0- 0	AWAY	0- 3	0- 0	2- 12				
0- 0	0- 0	0- 0	NEUTRAL	0- 0	0- 0	0- 0				
1- 7	0- 0	0- 0	NON-CONFERENCE	0- 2	0- 0	1- 5				
0- 0	0- 0	0- 0	HOME	0- 0	0- 0	0- 0				
1- 7	0- 0	0- 0	AWAY	0- 2	0- 0	1- 5				
0- 0	0- 0	0- 0	NEUTRAL	0- 0	0- 0	0- 0				
3- 14	0- 0	0- 0	CONFERENCE	0- 2	0- 1	3- 11				
2- 6	0- 0	0- 0	HOME	0- 1	0- 1	2- 4				
1- 8	0- 0	0- 0	AWAY	0- 1	0- 0	1- 7				
0- 0	0- 0	0- 0	NEUTRAL	0- 0	0- 0	0- 0				

RPI 1-25			RPI 26-50			RPI 51-100			RPI 101+			Team's RPI: 340			
RPI	S	Opponent	Score	RPI	S	Opponent	Score	RPI	S	Opponent	Score	RPI	S	Opponent	Score
								60	A	Virginia Tech	45 96	109	H	High Point	61 87
								81	A	Radford	43 55	183	A	UNC Asheville	53 56
								81	H	Radford	41 82	183	H	UNC Asheville	86 93
								83	A	Nebraska	64 87	197	A	Hampton	43 67
												204	A	Furman	67 78
												206	A	East Carolina	53 63
												209	A	Campbell	41 61
												209	H	Campbell	49 59
												248	A	Gardner-Webb	72 92
												290	A	Charleston So.	62 74
												290	H	Charleston So.	75 78
												291	A	South Carolina St.	66 71
												298	A	Winthrop	76 50
												298	H	Winthrop	58 49
												316	A	Omaha	69 96
												331	A	Presbyterian	54 70
												331	H	Presbyterian	58 66
												339	A	Longwood	58 80
												339	H	Longwood	72 67
												341	A	N.C. Central	82 63
												342	A	Western Caro.	64 68
LAST 12 Division I GAMES:															
209	H	Campbell	49 59	290	A	Charleston So.	62 74								
81	A	Radford	43 55	209	A	Campbell	41 61								
298	H	Winthrop	58 49	81	H	Radford	41 82								
183	A	UNC Asheville	53 56	197	A	Hampton	43 67								
331	H	Presbyterian	58 66	339	H	Longwood	72 67								
339	A	Longwood	58 80	248	A	Gardner-Webb	72 92								

Non-Div I Games: Brevard 71 53 Converse 69 51 UNKNOWN 101 53

USC Upstate

Loss, Non-Conf, S Site, H Home A Away N Neutral

Average RPI Win:	204	WON-LOST	WINNING	LAST 10	STRENGTH OF	OPP. STRENGTH	TEAM	ADJ.	CONF.	ADJ CONF.
Average RPI Loss:	87	RECORD	PCT. RANK	GAMES	SCHEDULE	OF SCHEDULE	RPI	RPI	RPI	RPI
DIV. I ONLY	22- 6	36	1- 0	197	128	78	78	12	12	
DIV. I NON-CONF.	8- 3	72	0- 0	274	146	130	130	14	14	
TOTALS	RPI 1-25	RPI 26-50	W-L RECORDS	RPI 51-100	RPI 101-150	RPI 150+				
22- 6	0- 0	0- 1	OVERALL	2- 3	4- 2	16- 0				
11- 3	0- 0	0- 1	HOME	1- 2	3- 0	7- 0				
11- 3	0- 0	0- 0	AWAY	1- 1	1- 2	9- 0				
0- 0	0- 0	0- 0	NEUTRAL	0- 0	0- 0	0- 0				
8- 3	0- 0	0- 1	NON-CONFERENCE	1- 1	0- 1	7- 0				
3- 2	0- 0	0- 1	HOME	0- 1	0- 0	3- 0				
5- 1	0- 0	0- 0	AWAY	1- 0	0- 1	4- 0				
0- 0	0- 0	0- 0	NEUTRAL	0- 0	0- 0	0- 0				
14- 3	0- 0	0- 0	CONFERENCE	1- 2	4- 1	9- 0				
8- 1	0- 0	0- 0	HOME	1- 1	3- 0	4- 0				
6- 2	0- 0	0- 0	AWAY	0- 1	1- 1	5- 0				
0- 0	0- 0	0- 0	NEUTRAL	0- 0	0- 0	0- 0				

RPI 1-25				RPI 26-50				RPI 51-100				Team's RPI: 78	RPI 101+			
RPI	S	Opponent	Score	RPI	S	Opponent	Score	RPI	S	Opponent	Score		RPI	S	Opponent	Score
				41	H	Southern California	61 73	70	A	Little Rock	65 68		104	H	South Alabama	72 51
								70	H	Little Rock	61 62		110	A	Fresno St.	61 70
								92	H	Troy	88 65		134	A	Georgia St.	48 50
								96	H	Arkansas	65 66		134	H	Georgia St.	69 45
								98	A	Houston	65 61		148	A	Appalachian St.	72 65
													148	H	Appalachian St.	99 94
													161	H	Texas St.	68 53
													169	A	Oral Roberts	80 62
													175	A	Coastal Caro.	67 64
													175	H	Coastal Caro.	79 53
													181	A	Arkansas St.	100 73
													181	H	Arkansas St.	67 62
													214	A	SMU	66 41
													218	H	Grambling	78 54
													253	A	San Francisco	80 73
													262	A	Louisiana	76 61
													271	H	Jackson St.	99 63
													288	A	Ga. Southern	74 53
													288	H	Ga. Southern	81 48
													302	A	La.-Monroe	60 56
													306	H	UTSA	53 48
													310	A	Incarinate Word	97 49
LAST 12 Division I GAMES:																
				92	H	Troy	88 65	175	A	Coastal Caro.	67 64					
				104	H	South Alabama	72 51	161	H	Texas St.	68 53					
				302	A	La.-Monroe	60 56	262	A	Louisiana	76 61					
				181	H	Arkansas St.	67 62	134	H	Georgia St.	69 45					
				70	H	Little Rock	61 62	288	H	Ga. Southern	81 48					
				148	A	Appalachian St.	72 65	70	A	Little Rock	65 68					

Non-Div I Games:

UT Arlington

■ Loss,
 ■ Non-Conf,
 ■ S Site,
 ■ H Home
 ■ A Away
 N Neutral

Average RPI Win:	246	WON-LOST	WINNING	LAST 10	STRENGTH OF	OPP. STRENGTH	TEAM	ADJ.	CONF.	ADJ CONF.
Average RPI Loss:	141	RECORD	PCT. RANK	GAMES	SCHEDULE	OF SCHEDULE	RPI	RPI	RPI	RPI
DIV. I ONLY	19- 8	67	1- 0	273	224	120	120	22	22	
DIV. I NON-CONF.	6- 3	91	0- 0	252	91	104	104	22	22	
TOTALS	RPI 1-25	RPI 26-50	W-L RECORDS	RPI 51-100	RPI 101-150	RPI 150+				
19- 8	0- 1	0- 0	OVERALL	1- 1	0- 3	18- 3				
12- 1	0- 0	0- 0	HOME	1- 0	0- 0	11- 1				
7- 7	0- 1	0- 0	AWAY	0- 1	0- 3	7- 2				
0- 0	0- 0	0- 0	NEUTRAL	0- 0	0- 0	0- 0				
6- 3	0- 1	0- 0	NON-CONFERENCE	0- 0	0- 2	6- 0				
4- 0	0- 0	0- 0	HOME	0- 0	0- 0	4- 0				
2- 3	0- 1	0- 0	AWAY	0- 0	0- 2	2- 0				
0- 0	0- 0	0- 0	NEUTRAL	0- 0	0- 0	0- 0				
13- 5	0- 0	0- 0	CONFERENCE	1- 1	0- 1	12- 3				
8- 1	0- 0	0- 0	HOME	1- 0	0- 0	7- 1				
5- 4	0- 0	0- 0	AWAY	0- 1	0- 1	5- 2				
0- 0	0- 0	0- 0	NEUTRAL	0- 0	0- 0	0- 0				

RPI 1-25				RPI 26-50				RPI 51-100				RPI 101+ Team's RPI: 120			
RPI	S	Opponent	Score	RPI	S	Opponent	Score	RPI	S	Opponent	Score	RPI	S	Opponent	Score
3	A	Louisville	62 102					57	A	Belmont	86 100	106	A	Northwestern	64 90
								57	H	Belmont	71 68	126	A	Morehead St.	75 85
												132	A	IUPUI	72 73
												154	H	Tennessee Tech	76 80
												159	H	Southern Ill.	95 94
												167	A	Chattanooga	81 79
												181	H	Arkansas St.	97 91
												211	H	Jacksonville St.	77 72
												237	A	SIUE	75 48
												237	H	SIUE	68 55
												239	A	Southeast Mo. St.	80 73
												239	H	Southeast Mo. St.	61 50
												257	A	Austin Peay	59 58
												257	H	Austin Peay	74 65
												260	A	Murray St.	73 76
												260	H	Murray St.	75 67
												285	H	Samford	89 68
												292	A	Eastern Ill.	71 77
												292	H	Eastern Ill.	90 66
												301	A	Tennessee St.	73 61
												301	H	Tennessee St.	83 60
												326	H	Mississippi Val.	110 51
												327	A	Lipscomb	62 53
												332	A	Eastern Ky.	87 61
LAST 12 Division I GAMES:															
301	H	Tennessee St.	83 60	154	H	Tennessee Tech	76 80	211	H	Jacksonville St.	77 72	327	A	Lipscomb	62 53
57	H	Belmont	71 68	57	A	Belmont	86 100	301	A	Tennessee St.	73 61	332	A	Eastern Ky.	87 61
257	A	Austin Peay	59 58	237	H	SIUE	68 55								
260	A	Murray St.	73 76	292	H	Eastern Ill.	90 66								
237	A	SIUE	75 48												
239	H	Southeast Mo. St.	61 50												

Non-Div I Games: Ala.-Huntsville 100 69 Christian Bros. 108 82

UT Martin

■ Loss,
 ■ Non-Conf, S Site,
 ■ Home
 ■ Away
 N Neutral

Average RPI Win:	297	WON-LOST	WINNING	LAST 10	STRENGTH OF	OPP. STRENGTH	TEAM	ADJ.	CONF.	ADJ CONF.
Average RPI Loss:	138	RECORD	PCT. RANK	GAMES	SCHEDULE	OF SCHEDULE	RPI	RPI	RPI	RPI
DIV. I ONLY	7- 21	298	0- 1	140	218	275	275	14	14	
DIV. I NON-CONF.	3- 10	278	0- 0	174	304	294	294	17	17	
TOTALS	RPI 1-25	RPI 26-50	W-L RECORDS	RPI 51-100	RPI 101-150	RPI 150+				
7- 21	0- 0	0- 2	OVERALL	0- 3	0- 7	7- 9				
3- 11	0- 0	0- 0	HOME	0- 1	0- 5	3- 5				
3- 9	0- 0	0- 2	AWAY	0- 2	0- 2	3- 3				
1- 1	0- 0	0- 0	NEUTRAL	0- 0	0- 0	1- 1				
3- 10	0- 0	0- 1	NON-CONFERENCE	0- 1	0- 3	3- 5				
2- 5	0- 0	0- 0	HOME	0- 0	0- 3	2- 2				
0- 4	0- 0	0- 1	AWAY	0- 1	0- 0	0- 2				
1- 1	0- 0	0- 0	NEUTRAL	0- 0	0- 0	1- 1				
4- 11	0- 0	0- 1	CONFERENCE	0- 2	0- 4	4- 4				
1- 6	0- 0	0- 0	HOME	0- 1	0- 2	1- 3				
3- 5	0- 0	0- 1	AWAY	0- 1	0- 2	3- 1				
0- 0	0- 0	0- 0	NEUTRAL	0- 0	0- 0	0- 0				

RPI S	Opponent	Score	RPI S	Opponent	Score	RPI S	Opponent	Score	RPI S	Opponent	Score	Team's RPI: 275
30	A Rice	42 76	50	A New Mexico	51 69	67	H Middle Tenn.	49 79	103	A UAB	45 68	
						91	A Arizona	40 62	103	H UAB	48 74	
						95	A Old Dominion	59 78	114	H Western Ky.	61 64	
									116	A Charlotte	39 62	
									133	H Portland St.	61 89	
									140	H Abilene Christian	69 70	
									143	H New Mexico St.	65 69	
									152	N Akron	57 64	
									162	H Nicholls St.	56 58	
									166	A Tulsa	45 66	
									168	H Louisiana Tech	64 74	
									179	A North Texas	51 70	
									181	H Arkansas St.	66 67	
									186	H Southern Miss.	63 64	
									199	H Marshall	60 63	
									229	N Western Ill.	84 72	
									265	H CSU Bakersfield	53 47	
									305	A Fla. Atlantic	70 44	
									306	A UTSA	73 60	
									306	H UTSA	77 73	
									314	A FIU	60 55	
									322	A Weber St.	63 68	
									351	H Alcorn	77 51	
LAST 12 Division I GAMES:												
103	A UAB	45 68	114	H Western Ky.	61 64							
306	H UTSA	77 73	199	H Marshall	60 63							
186	H Southern Miss.	63 64	116	A Charlotte	39 62							
168	H Louisiana Tech	64 74	95	A Old Dominion	59 78							
314	A FIU	60 55	67	H Middle Tenn.	49 79							
305	A Fla. Atlantic	70 44	103	H UAB	48 74							

Non-Div I Games:

UTEP

■ Loss,
 ■ Non-Conf,
 ■ S Site,
 ■ H Home
 ■ A Away
 N Neutral

Average RPI Win: 287	WON-LOST	WINNING	LAST 10	STRENGTH OF	OPP. STRENGTH	TEAM	ADJ.	CONF.	ADJ CONF.
Average RPI Loss: 177	RECORD	PCT. RANK	GAMES	SCHEDULE	OF SCHEDULE	RPI	RPI	RPI	RPI
DIV. I ONLY	14- 12	152	1- 0	307	302	224	224	30	30
DIV. I NON-CONF.	4- 7	228	0- 0	150	162	209	209	30	30
TOTALS	RPI 1-25	RPI 26-50	W-L RECORDS	RPI 51-100	RPI 101-150	RPI 150+			
14- 12	0- 2	0- 1	OVERALL	0- 0	0- 2	14- 7			
8- 5	0- 0	0- 1	HOME	0- 0	0- 1	8- 3			
6- 7	0- 2	0- 0	AWAY	0- 0	0- 1	6- 4			
0- 0	0- 0	0- 0	NEUTRAL	0- 0	0- 0	0- 0			
4- 7	0- 2	0- 1	NON-CONFERENCE	0- 0	0- 0	4- 4			
2- 3	0- 0	0- 1	HOME	0- 0	0- 0	2- 2			
2- 4	0- 2	0- 0	AWAY	0- 0	0- 0	2- 2			
0- 0	0- 0	0- 0	NEUTRAL	0- 0	0- 0	0- 0			
10- 5	0- 0	0- 0	CONFERENCE	0- 0	0- 2	10- 3			
6- 2	0- 0	0- 0	HOME	0- 0	0- 1	6- 1			
4- 3	0- 0	0- 0	AWAY	0- 0	0- 1	4- 2			
0- 0	0- 0	0- 0	NEUTRAL	0- 0	0- 0	0- 0			

RPI 1-25				RPI 26-50				RPI 51-100				RPI 101+ Team's RPI: 224			
RPI	S	Opponent	Score	RPI	S	Opponent	Score	RPI	S	Opponent	Score	RPI	S	Opponent	Score
2	A	Baylor	37 98	26	H	Texas	66 81					143	A	New Mexico St.	63 71
17	A	Texas A&M	61 84									143	H	New Mexico St.	67 70
												196	H	Prairie View	57 50
												203	A	Massachusetts	70 74
												207	H	Texas Southern	55 69
												231	H	California Baptist	60 56
												235	A	UMKC	75 56
												235	H	UMKC	67 64
												255	A	A&M-Corpus Christi	70 57
												255	H	A&M-Corpus Christi	49 59
												262	H	Louisiana	75 60
												265	A	CSU Bakersfield	63 68
												265	H	CSU Bakersfield	64 56
												279	A	Utah Valley	57 72
												279	H	Utah Valley	55 57
												282	A	Canisius	57 53
												306	A	UTSA	58 61
												336	A	Grand Canyon	66 50
												336	H	Grand Canyon	49 42
												345	A	Seattle U	74 70
												345	H	Seattle U	69 56
												350	A	Chicago St.	71 55
												350	H	Chicago St.	84 38
LAST 12 Division I GAMES:															
				235	H	UMKC	67 64					336	H	Grand Canyon	49 42
				350	H	Chicago St.	84 38					235	A	UMKC	75 56
				143	H	New Mexico St.	67 70					350	A	Chicago St.	71 55
				279	A	Utah Valley	57 72					143	A	New Mexico St.	63 71
				345	A	Seattle U	74 70					345	H	Seattle U	69 56
				265	H	CSU Bakersfield	64 56					279	H	Utah Valley	55 57

Non-Div I Games: Texas Lutheran 82 38 UNKNOWN 74 43

UTRGV

Loss, Non-Conf, S Site, H Home A Away N Neutral

Average RPI Win: 232	WON-LOST	WINNING	LAST 10	STRENGTH OF	OPP. STRENGTH	TEAM	ADJ.	CONF.	ADJ CONF.
Average RPI Loss: 164	RECORD	PCT. RANK	GAMES	SCHEDULE	OF SCHEDULE	RPI	RPI	RPI	RPI
DIV. I ONLY	5- 20	319	0- 1	183	165	306	306	14	14
DIV. I NON-CONF.	3- 7	256	0- 0	211	226	293	293	17	17
TOTALS	RPI 1-25	RPI 26-50	W-L RECORDS	RPI 51-100	RPI 101-150	RPI 150+			
5- 20	0- 0	0- 2	OVERALL	0- 3	0- 5	5- 10			
4- 9	0- 0	0- 0	HOME	0- 1	0- 3	4- 5			
1- 10	0- 0	0- 2	AWAY	0- 2	0- 2	1- 4			
0- 1	0- 0	0- 0	NEUTRAL	0- 0	0- 0	0- 1			
3- 7	0- 0	0- 1	NON-CONFERENCE	0- 1	0- 2	3- 3			
3- 3	0- 0	0- 0	HOME	0- 0	0- 1	3- 2			
0- 3	0- 0	0- 1	AWAY	0- 1	0- 1	0- 0			
0- 1	0- 0	0- 0	NEUTRAL	0- 0	0- 0	0- 1			
2- 13	0- 0	0- 1	CONFERENCE	0- 2	0- 3	2- 7			
1- 6	0- 0	0- 0	HOME	0- 1	0- 2	1- 3			
1- 7	0- 0	0- 1	AWAY	0- 1	0- 1	1- 4			
0- 0	0- 0	0- 0	NEUTRAL	0- 0	0- 0	0- 0			

RPI S	Opponent	Score	RPI S	Opponent	Score	RPI S	Opponent	Score	RPI S	Opponent	Score	Team's RPI: 306
26	A Texas	54 98	26	A Texas	54 98	67	H Middle Tenn.	52 72	103	H UAB	42 59	
30	A Rice	54 85	30	A Rice	54 85	78	A UT Arlington	48 53	114	H Western Ky.	62 81	
						95	A Old Dominion	47 72	116	A Charlotte	54 66	
									129	A Seton Hall	53 84	
									132	H IUPUI	50 58	
									161	H Texas St.	60 68	
									168	H Louisiana Tech	70 68	
									177	H Utah St.	56 62	
									179	A North Texas	57 54	
									186	A Southern Miss.	39 72	
									186	H Southern Miss.	45 70	
									199	H Marshall	72 79	
									224	H UTRGV	61 58	
									269	H San Diego	87 77	
									275	A UTEP	73 77	
									275	H UTEP	60 73	
									304	N UMBC	58 72	
									305	A Fla. Atlantic	70 86	
									314	A FIU	40 51	
									322	H Weber St.	66 59	
LAST 12 Division I GAMES:												
186	A Southern Miss.	39 72	199	H Marshall	72 79							
275	A UTEP	73 77	114	H Western Ky.	62 81							
168	H Louisiana Tech	70 68	95	A Old Dominion	47 72							
186	H Southern Miss.	45 70	116	A Charlotte	54 66							
305	A Fla. Atlantic	70 86	103	H UAB	42 59							
314	A FIU	40 51	67	H Middle Tenn.	52 72							

Non-Div I Games: Concordia (TX) 78 51 Tex. A&M-Kingsville 86 55

UTSA

Loss, Non-Conf, S Site, H Home A Away N Neutral

Utah

Through Games Of March 6, 2019

Average RPI Win:	174	WON-LOST	WINNING	LAST 10	STRENGTH OF	OPP. STRENGTH	TEAM	ADJ.	CONF.	ADJ CONF.
Average RPI Loss:	34	RECORD	PCT. RANK	GAMES	SCHEDULE	OF SCHEDULE	RPI	RPI	RPI	RPI
DIV. I ONLY	20- 9	72	1- 0	141	23	76	76	2	2	
DIV. I NON-CONF.	11- 0	1	1- 0	310	182	62	62	2	2	
TOTALS	RPI 1-25	RPI 26-50	W-L RECORDS	RPI 51-100	RPI 101-150	RPI 150+				
20- 9	1- 4	2- 4	OVERALL	1- 1	3- 0	13- 0				
13- 3	1- 1	2- 2	HOME	1- 0	2- 0	7- 0				
5- 6	0- 3	0- 2	AWAY	0- 1	1- 0	4- 0				
2- 0	0- 0	0- 0	NEUTRAL	0- 0	0- 0	2- 0				
11- 0	0- 0	1- 0	NON-CONFERENCE	0- 0	1- 0	9- 0				
7- 0	0- 0	1- 0	HOME	0- 0	1- 0	5- 0				
2- 0	0- 0	0- 0	AWAY	0- 0	0- 0	2- 0				
2- 0	0- 0	0- 0	NEUTRAL	0- 0	0- 0	2- 0				
9- 9	1- 4	1- 4	CONFERENCE	1- 1	2- 0	4- 0				
6- 3	1- 1	1- 2	HOME	1- 0	1- 0	2- 0				
3- 6	0- 3	0- 2	AWAY	0- 1	1- 0	2- 0				
0- 0	0- 0	0- 0	NEUTRAL	0- 0	0- 0	0- 0				

RPI	S	Opponent	Score	RPI	S	Opponent	Score	RPI	S	Opponent	Score	RPI	S	Opponent	Score
4	H	Stanford	75 68	33	A	UCLA	60 76	91	A	Arizona	55 66	111	H	Idaho St.	74 60
5	A	Oregon	65 87	33	H	UCLA	90 100	91	H	Arizona	80 64	150	A	Washington St.	72 68
19	A	Oregon St.	63 71	34	H	BYU	78 67					150	H	Washington St.	75 67
21	A	Arizona St.	58 60	39	H	California	87 74					151	H	Alabama	72 62
21	H	Arizona St.	63 65	41	A	Southern California	77 83					164	A	Washington	58 43
				41	H	Southern California	80 84					164	H	Washington	88 56
												171	A	Colorado	76 61
												171	H	Colorado	78 59
												180	A	Eastern Wash.	95 51
												210	N	Florida	74 58
												236	N	Hawaii	73 48
												245	A	Nevada	74 52
												272	H	Long Beach St.	82 59
												279	H	Utah Valley	85 47
												322	H	Weber St.	77 56
												345	H	Seattle U	89 62
LAST 12 Division I GAMES:															
236	N	Hawaii	73 48	91	A	Arizona	55 66	33	H	UCLA	90 100	41	H	Southern California	80 84
41	A	Southern California	77 83	19	A	Oregon St.	63 71	5	A	Oregon	65 87	4	H	Stanford	75 68
33	A	UCLA	60 76												
150	H	Washington St.	75 67												
164	H	Washington	88 56												
21	A	Arizona St.	58 60												

Non-Div I Games:

Utah

■ Loss,
 ■ Non-Conf,
 ■ S Site,
 ■ H Home
 ■ A Away
 N Neutral

Average RPI Win:	227	WON-LOST	WINNING	LAST 10	STRENGTH OF	OPP. STRENGTH	TEAM	ADJ.	CONF.	ADJ CONF.
Average RPI Loss:	129	RECORD	PCT. RANK	GAMES	SCHEDULE	OF SCHEDULE	RPI	RPI	RPI	RPI
DIV. I ONLY	14- 14	172	1- 0	205	103	177	177	15	15	
DIV. I NON-CONF.	4- 6	212	0- 0	214	28	207	207	12	12	
TOTALS	RPI 1-25	RPI 26-50	W-L RECORDS	RPI 51-100	RPI 101-150	RPI 150+				
14- 14	0- 1	1- 4	OVERALL	1- 1	1- 2	11- 6				
7- 6	0- 1	1- 2	HOME	1- 0	0- 1	5- 2				
7- 6	0- 0	0- 1	AWAY	0- 1	1- 1	6- 3				
0- 2	0- 0	0- 1	NEUTRAL	0- 0	0- 0	0- 1				
4- 6	0- 1	0- 2	NON-CONFERENCE	0- 0	1- 0	3- 3				
1- 3	0- 1	0- 1	HOME	0- 0	0- 0	1- 1				
3- 1	0- 0	0- 0	AWAY	0- 0	1- 0	2- 1				
0- 2	0- 0	0- 1	NEUTRAL	0- 0	0- 0	0- 1				
10- 8	0- 0	1- 2	CONFERENCE	1- 1	0- 2	8- 3				
6- 3	0- 0	1- 1	HOME	1- 0	0- 1	4- 1				
4- 5	0- 0	0- 1	AWAY	0- 1	0- 1	4- 2				
0- 0	0- 0	0- 0	NEUTRAL	0- 0	0- 0	0- 0				

RPI 1-25				RPI 26-50				RPI 51-100				RPI 101+ Team's RPI: 177			
RPI	S	Opponent	Score	RPI	S	Opponent	Score	RPI	S	Opponent	Score	RPI	S	Opponent	Score
5	H	Oregon	58 88	34	H	BYU	57 62	64	A	Wyoming	35 53	110	A	Fresno St.	59 70
				41	N	Southern California	46 55	64	H	Wyoming	50 42	110	H	Fresno St.	53 64
				47	H	Boise St.	81 68					150	A	Washington St.	72 61
				50	A	New Mexico	56 74					171	N	Colorado	68 78
				50	H	New Mexico	64 68					176	A	Portland	54 61
												179	A	North Texas	57 41
												194	A	UNLV	56 77
												233	A	San Diego St.	65 52
												233	H	San Diego St.	54 56
												245	A	Nevada	71 59
												245	H	Nevada	79 76
												270	A	Colorado St.	72 53
												270	H	Colorado St.	70 59
												272	H	Long Beach St.	48 50
												279	H	Utah Valley	67 62
												294	A	Air Force	48 44
												294	H	Air Force	64 55
												299	A	San Jose St.	59 68
												299	H	San Jose St.	82 49
												306	A	UTSA	62 56
LAST 12 Division I GAMES:															
				270	H	Colorado St.	70 59	64	A	Wyoming	35 53				
				245	A	Nevada	71 59	233	H	San Diego St.	54 56				
				233	A	San Diego St.	65 52	110	H	Fresno St.	53 64				
				47	H	Boise St.	81 68	194	A	UNLV	56 77				
				50	A	New Mexico	56 74	299	A	San Jose St.	59 68				
				294	H	Air Force	64 55	50	H	New Mexico	64 68				

Non-Div I Games: Northern N.M. 106 35

Utah St.

■ Loss,
■ Non-Conf, S Site,
■ Home
■ Away
N Neutral

Utah Valley

Through Games Of March 6, 2019

Average RPI Win:	291	WON-LOST	WINNING	LAST 10	STRENGTH OF	OPP. STRENGTH	TEAM	ADJ.	CONF.	ADJ CONF.
Average RPI Loss:	180	RECORD	PCT. RANK	GAMES	SCHEDULE	OF SCHEDULE	RPI	RPI	RPI	RPI
DIV. I ONLY	11- 13	205	0- 1	318	313	279	279	30	30	
DIV. I NON-CONF.	3- 7	256	0- 0	240	219	292	292	30	30	
TOTALS	RPI 1-25	RPI 26-50	W-L RECORDS	RPI 51-100	RPI 101-150	RPI 150+				
11- 13	0- 0	0- 1	OVERALL	0- 1	1- 3	10- 8				
8- 5	0- 0	0- 1	HOME	0- 0	1- 1	7- 3				
3- 8	0- 0	0- 0	AWAY	0- 1	0- 2	3- 5				
0- 0	0- 0	0- 0	NEUTRAL	0- 0	0- 0	0- 0				
3- 7	0- 0	0- 1	NON-CONFERENCE	0- 1	1- 1	2- 4				
3- 2	0- 0	0- 1	HOME	0- 0	1- 0	2- 1				
0- 5	0- 0	0- 0	AWAY	0- 1	0- 1	0- 3				
0- 0	0- 0	0- 0	NEUTRAL	0- 0	0- 0	0- 0				
8- 6	0- 0	0- 0	CONFERENCE	0- 0	0- 2	8- 4				
5- 3	0- 0	0- 0	HOME	0- 0	0- 1	5- 2				
3- 3	0- 0	0- 0	AWAY	0- 0	0- 1	3- 2				
0- 0	0- 0	0- 0	NEUTRAL	0- 0	0- 0	0- 0				

RPI 1-25				RPI 26-50				RPI 51-100				RPI 101+				Team's RPI: 279
RPI	S	Opponent	Score	RPI	S	Opponent	Score	RPI	S	Opponent	Score	RPI	S	Opponent	Score	
				34	H	BYU	51 77	76	A	Utah	47 85	111	A	Idaho St.	68 80	
												143	A	New Mexico St.	52 58	
												143	H	New Mexico St.	63 72	
												147	H	UC Riverside	56 53	
												176	H	Portland	60 65	
												177	A	Utah St.	62 67	
												224	A	UTRGV	57 55	
												224	H	UTRGV	72 57	
												231	A	California Baptist	54 83	
												231	H	California Baptist	74 92	
												235	A	UMKC	64 97	
												235	H	UMKC	64 68	
												259	A	Cal St. Fullerton	55 56	
												265	H	CSU Bakersfield	78 70	
												284	A	Southern Utah	59 60	
												296	H	UC Santa Barbara	63 54	
												322	H	Weber St.	65 59	
												336	H	Grand Canyon	57 46	
												345	A	Seattle U	58 55	
												345	H	Seattle U	63 56	
												350	A	Chicago St.	70 65	
												350	H	Chicago St.	76 61	
LAST 12 Division I GAMES:																
				231	H	California Baptist	74 92	231	A	California Baptist	54 83					
				235	A	UMKC	64 97	350	H	Chicago St.	76 61					
				350	A	Chicago St.	70 65	235	H	UMKC	64 68					
				224	H	UTRGV	72 57	143	A	New Mexico St.	52 58					
				143	H	New Mexico St.	63 72	224	A	UTRGV	57 55					
				345	H	Seattle U	63 56	345	A	Seattle U	58 55					

Non-Div I Games: Ottawa (AZ) 90 61 La Verne 86 79 Arizona Christian 76 68

Utah Valley

Loss, Non-Conf, S Site, H Home A Away N Neutral

Average RPI Win:	212	WON-LOST	WINNING	LAST 10	STRENGTH OF	OPP. STRENGTH	TEAM	ADJ.	CONF.	ADJ CONF.
Average RPI Loss:	118	RECORD	PCT. RANK	GAMES	SCHEDULE	OF SCHEDULE	RPI	RPI	RPI	RPI
DIV. I ONLY	21- 8	57	1- 0	226	149	94	94	17	17	
DIV. I NON-CONF.	8- 5	119	0- 0	182	129	113	113	16	16	
TOTALS	RPI 1-25	RPI 26-50	W-L RECORDS	RPI 51-100	RPI 101-150	RPI 150+				
21- 8	0- 0	0- 1	OVERALL	1- 3	5- 2	15- 2				
12- 1	0- 0	0- 0	HOME	0- 1	4- 0	8- 0				
8- 6	0- 0	0- 1	AWAY	1- 2	1- 1	6- 2				
1- 1	0- 0	0- 0	NEUTRAL	0- 0	0- 1	1- 0				
8- 5	0- 0	0- 1	NON-CONFERENCE	1- 3	2- 1	5- 0				
4- 1	0- 0	0- 0	HOME	0- 1	2- 0	2- 0				
3- 3	0- 0	0- 1	AWAY	1- 2	0- 0	2- 0				
1- 1	0- 0	0- 0	NEUTRAL	0- 0	0- 1	1- 0				
13- 3	0- 0	0- 0	CONFERENCE	0- 0	3- 1	10- 2				
8- 0	0- 0	0- 0	HOME	0- 0	2- 0	6- 0				
5- 3	0- 0	0- 0	AWAY	0- 0	1- 1	4- 2				
0- 0	0- 0	0- 0	NEUTRAL	0- 0	0- 0	0- 0				

RPI 1-25			RPI 26-50			RPI 51-100			Team's RPI: 94			RPI 101+			
RPI	S	Opponent	Score	RPI	S	Opponent	Score	RPI	S	Opponent	Score	RPI	S	Opponent	Score
38	A	North Carolina	47 59	72	A	Cincinnati	54 66	102	A	Fordham	47 44				
				75	A	Georgetown	47 45	117	H	Dayton	64 62				
				81	H	Radford	49 54	119	H	UNCW	58 47				
				95	A	Old Dominion	57 60	132	N	IUPUI	61 63				
								136	A	Duquesne	68 71				
								146	H	Wake Forest	53 40				
								149	H	Davidson	61 54				
								153	A	William & Mary	72 55				
								178	A	Saint Louis	60 76				
								178	H	Saint Louis	57 47				
								195	A	N.C. A&T	54 48				
								203	H	Massachusetts	52 48				
								214	A	George Washington	48 57				
								223	A	George Mason	62 38				
								228	A	Saint Joseph's	65 47				
								228	H	Saint Joseph's	59 40				
								258	H	Rhode Island	74 39				
								261	A	St. Bonaventure	59 50				
								273	A	Richmond	68 43				
								273	H	Richmond	58 37				
								283	H	La Salle	68 38				
								322	N	Weber St.	64 36				
								337	H	Delaware St.	97 55				
								339	H	Longwood	84 55				
LAST 12 Division I GAMES:															
149	H	Davidson	61 54	261	A	St. Bonaventure	59 50								
178	A	Saint Louis	60 76	228	A	Saint Joseph's	65 47								
136	A	Duquesne	68 71	203	H	Massachusetts	52 48								
223	A	George Mason	62 38	178	H	Saint Louis	57 47								
117	H	Dayton	64 62	214	A	George Washington	48 57								
273	H	Richmond	58 37	258	H	Rhode Island	74 39								

Non-Div I Games:

VCU

Valparaiso

Through Games Of March 6, 2019

Average RPI Win:	285	WON-LOST	WINNING	LAST 10	STRENGTH OF	OPP. STRENGTH	TEAM	ADJ.	CONF.	ADJ CONF.
Average RPI Loss:	163	RECORD	PCT. RANK	GAMES	SCHEDULE	OF SCHEDULE	RPI	RPI	RPI	RPI
DIV. I ONLY	6- 23	314	0- 1	253	208	311	311	13	13	
DIV. I NON-CONF.	4- 8	241	0- 0	333	310	330	330	15	15	
TOTALS	RPI 1-25	RPI 26-50	W-L RECORDS	RPI 51-100	RPI 101-150	RPI 150+				
6- 23	0- 2	0- 0	OVERALL	0- 6	0- 1	6- 14				
3- 11	0- 1	0- 0	HOME	0- 4	0- 0	3- 6				
2- 12	0- 1	0- 0	AWAY	0- 2	0- 1	2- 8				
1- 0	0- 0	0- 0	NEUTRAL	0- 0	0- 0	1- 0				
4- 8	0- 0	0- 0	NON-CONFERENCE	0- 2	0- 1	4- 5				
1- 5	0- 0	0- 0	HOME	0- 2	0- 0	1- 3				
2- 3	0- 0	0- 0	AWAY	0- 0	0- 1	2- 2				
1- 0	0- 0	0- 0	NEUTRAL	0- 0	0- 0	1- 0				
2- 15	0- 2	0- 0	CONFERENCE	0- 4	0- 0	2- 9				
2- 6	0- 1	0- 0	HOME	0- 2	0- 0	2- 3				
0- 9	0- 1	0- 0	AWAY	0- 2	0- 0	0- 6				
0- 0	0- 0	0- 0	NEUTRAL	0- 0	0- 0	0- 0				

RPI 1-25				RPI 26-50				RPI 51-100				RPI 101+ Team's RPI: 311			
RPI	S	Opponent	Score	RPI	S	Opponent	Score	RPI	S	Opponent	Score	RPI	S	Opponent	Score
22	A	Drake	53 84					52	H	Miami (OH)	47 68	126	A	Morehead St.	62 68
22	H	Drake	62 88					65	A	Missouri St.	63 108	157	A	Bradley	76 87
								65	H	Missouri St.	58 77	157	H	Bradley	76 73
								82	H	Toledo	59 65	159	A	Southern Ill.	65 87
								89	A	UNI	52 71	159	H	Southern Ill.	47 58
								89	H	UNI	56 64	160	A	Illinois St.	53 74
												160	H	Illinois St.	67 70
												213	A	Indiana St.	59 67
												213	H	Indiana St.	82 86
												217	A	Illinois	54 73
												220	H	Bowling Green	72 79
												241	H	North Dakota	56 62
												244	A	Loyola Chicago	54 80
												246	N	St. Francis Brooklyn	78 76
												292	H	Eastern Ill.	62 60
												324	H	North Dakota St.	48 51
												328	A	Evansville	65 77
												328	H	Evansville	93 49
												335	A	Purdue Fort Wayne	68 64
												338	A	UIC	65 75
												350	A	Chicago St.	76 70
LAST 12 Division I GAMES:															
160	A	Illinois St.	53 74	89	H	UNI	56 64	22	H	Drake	62 88				
157	A	Bradley	76 87	160	H	Illinois St.	67 70	157	H	Bradley	76 73				
159	H	Southern Ill.	47 58	65	A	Missouri St.	63 108	65	A	Missouri St.	63 108				
65	H	Missouri St.	58 77	159	A	Southern Ill.	65 87								
213	A	Indiana St.	59 67												
328	A	Evansville	65 77												

Non-Div I Games:

Valparaiso

■ Loss,
■ Non-Conf,
■ S Site,
■ Home
■ A Away
N Neutral

Vanderbilt

Through Games Of March 6, 2019

Average RPI Win:	239	WON-LOST	WINNING	LAST 10	STRENGTH OF	OPP. STRENGTH	TEAM	ADJ.	CONF.	ADJ CONF.
Average RPI Loss:	73	RECORD	PCT. RANK	GAMES	SCHEDULE	OF SCHEDULE	RPI	RPI	RPI	RPI
DIV. I ONLY	7- 23	305	0- 1	44	50	200	200	5	5	
DIV. I NON-CONF.	5- 8	224	0- 0	75	75	180	180	5	5	
TOTALS	RPI 1-25	RPI 26-50	W-L RECORDS	RPI 51-100	RPI 101-150	RPI 150+				
7- 23	0- 8	0- 4	OVERALL	1- 5	0- 1	6- 5				
5- 9	0- 1	0- 2	HOME	0- 2	0- 1	5- 3				
2- 10	0- 5	0- 2	AWAY	1- 2	0- 0	1- 1				
0- 4	0- 2	0- 0	NEUTRAL	0- 1	0- 0	0- 1				
5- 8	0- 3	0- 2	NON-CONFERENCE	0- 2	0- 0	5- 1				
4- 2	0- 0	0- 1	HOME	0- 0	0- 0	4- 1				
1- 3	0- 1	0- 1	AWAY	0- 1	0- 0	1- 0				
0- 3	0- 2	0- 0	NEUTRAL	0- 1	0- 0	0- 0				
2- 15	0- 5	0- 2	CONFERENCE	1- 3	0- 1	1- 4				
1- 7	0- 1	0- 1	HOME	0- 2	0- 1	1- 2				
1- 7	0- 4	0- 1	AWAY	1- 1	0- 0	0- 1				
0- 1	0- 0	0- 0	NEUTRAL	0- 0	0- 0	0- 1				

RPI S	Opponent	Score	RPI S	Opponent	Score	RPI S	Opponent	Score	RPI S	Opponent	Score	Team's RPI: 200
6 N	UConn	42 80	27 H	Central Mich.	57 66	63 A	Tennessee	76 69	101 H	Georgia	64 71	
7 A	NC State	54 74	28 A	Missouri	46 69	63 H	Tennessee	65 82	151 H	Alabama	65 84	
8 A	Mississippi St.	70 86	35 A	Kansas St.	61 72	67 A	Middle Tenn.	58 65	151 N	Alabama	57 74	
16 A	South Carolina	69 80	46 H	Auburn	70 72	69 H	LSU	68 79	182 H	North Ala.	71 74	
17 A	Texas A&M	53 69				96 A	Arkansas	62 83	202 A	Ball St.	60 43	
17 H	Texas A&M	43 50				100 N	Creighton	55 75	210 H	Florida	66 78	
18 N	Miami (FL)	65 90							234 A	Ole Miss	60 65	
20 A	Kentucky	55 77							234 H	Ole Miss	80 68	
									257 H	Austin Peay	99 70	
									285 H	Samford	77 52	
									301 H	Tennessee St.	89 63	
									331 H	Presbyterian	78 43	
LAST 12 Division I GAMES:												
151 N	Alabama	57 74	234 A	Ole Miss	60 65							
210 H	Florida	66 78	28 A	Missouri	46 69							
63 A	Tennessee	76 69	63 H	Tennessee	65 82							
8 A	Mississippi St.	70 86	17 A	Texas A&M	53 69							
151 H	Alabama	65 84	16 A	South Carolina	69 80							
69 H	LSU	68 79	234 H	Ole Miss	80 68							

Non-Div I Games:

Vanderbilt

Loss, Non-Conf, S Site, H Home A Away N Neutral

Average RPI Win: 287	WON-LOST	WINNING	LAST 10	STRENGTH OF	OPP. STRENGTH	TEAM	ADJ.	CONF.	ADJ CONF.
Average RPI Loss: 166	RECORD	PCT. RANK	GAMES	SCHEDULE	OF SCHEDULE	RPI	RPI	RPI	RPI
DIV. I ONLY	10- 18	251	0- 1	235	289	277	277	23	23
DIV. I NON-CONF.	3- 8	267	0- 0	242	297	298	298	25	25
TOTALS	RPI 1-25	RPI 26-50	W-L RECORDS	RPI 51-100	RPI 101-150	RPI 150+			
10- 18	0- 0	0- 0	OVERALL	0- 3	0- 7	10- 8			
6- 9	0- 0	0- 0	HOME	0- 2	0- 3	6- 4			
4- 9	0- 0	0- 0	AWAY	0- 1	0- 4	4- 4			
0- 0	0- 0	0- 0	NEUTRAL	0- 0	0- 0	0- 0			
3- 8	0- 0	0- 0	NON-CONFERENCE	0- 1	0- 2	3- 5			
2- 5	0- 0	0- 0	HOME	0- 1	0- 1	2- 3			
1- 3	0- 0	0- 0	AWAY	0- 0	0- 1	1- 2			
0- 0	0- 0	0- 0	NEUTRAL	0- 0	0- 0	0- 0			
7- 10	0- 0	0- 0	CONFERENCE	0- 2	0- 5	7- 3			
4- 4	0- 0	0- 0	HOME	0- 1	0- 2	4- 1			
3- 6	0- 0	0- 0	AWAY	0- 1	0- 3	3- 2			
0- 0	0- 0	0- 0	NEUTRAL	0- 0	0- 0	0- 0			

RPI S	Opponent	Score	RPI S	Opponent	Score	RPI S	Opponent	Score	RPI S	Opponent	Score	Team's RPI: 277
						62	A Maine	45 66	113	A Hartford	32 61	
						62	H Maine	51 63	113	H Hartford	48 76	
						79	H Drexel	44 60	122	H Yale	55 58	
									127	A South Fla.	55 102	
									137	A Stony Brook	48 58	
									137	A Stony Brook	58 69	
									137	H Stony Brook	61 67	
									158	A Kansas	36 77	
									172	H Rider	54 49	
									189	H Holy Cross	40 65	
									198	H Dartmouth	42 66	
									242	A Albany (NY)	40 65	
									242	H Albany (NY)	52 39	
									254	A Binghamton	58 57	
									254	H Binghamton	50 59	
									258	H Rhode Island	58 61	
									282	A Canisius	46 67	
									304	A UMBC	58 44	
									304	H UMBC	58 50	
									313	H Wagner	56 54	
									315	A New Hampshire	51 50	
									315	H New Hampshire	69 60	
									320	A UMass Lowell	51 54	
									320	H UMass Lowell	52 42	
									329	A NJIT	71 63	
LAST 12 Division I GAMES:												
137	A Stony Brook	58 69	315	A New Hampshire	51 50							
79	H Drexel	44 60	242	A Albany (NY)	40 65							
137	A Stony Brook	48 58	62	A Maine	45 66							
254	H Binghamton	50 59	320	H UMass Lowell	52 42							
304	H UMBC	58 50	137	H Stony Brook	61 67							
113	H Hartford	48 76	304	A UMBC	58 44							

Non-Div I Games: Norwich 78 28

Vermont

 Loss,
 Non-Conf,
 S Site,
H Home
A Away
N Neutral

Average RPI Win: 140	WON-LOST	WINNING	LAST 10	STRENGTH OF	OPP. STRENGTH	TEAM	ADJ.	CONF.	ADJ CONF.
Average RPI Loss: 53	RECORD	PCT. RANK	GAMES	SCHEDULE	OF SCHEDULE	RPI	RPI	RPI	RPI
DIV. I ONLY	18- 11	106	0- 1	38	57	43	43	6	6
DIV. I NON-CONF.	9- 2	43	0- 0	47	70	19	19	4	4
TOTALS	RPI 1-25	RPI 26-50	W-L RECORDS	RPI 51-100	RPI 101-150	RPI 150+			
18- 11	0- 5	0- 0	OVERALL	5- 4	7- 2	6- 0			
10- 4	0- 2	0- 0	HOME	3- 1	4- 1	3- 0			
8- 6	0- 3	0- 0	AWAY	2- 2	3- 1	3- 0			
0- 1	0- 0	0- 0	NEUTRAL	0- 1	0- 0	0- 0			
9- 2	0- 1	0- 0	NON-CONFERENCE	2- 1	3- 0	4- 0			
5- 0	0- 0	0- 0	HOME	1- 0	2- 0	2- 0			
4- 1	0- 1	0- 0	AWAY	1- 0	1- 0	2- 0			
0- 1	0- 0	0- 0	NEUTRAL	0- 1	0- 0	0- 0			
9- 9	0- 4	0- 0	CONFERENCE	3- 3	4- 2	2- 0			
5- 4	0- 2	0- 0	HOME	2- 1	2- 1	1- 0			
4- 5	0- 2	0- 0	AWAY	1- 2	2- 1	1- 0			
0- 0	0- 0	0- 0	NEUTRAL	0- 0	0- 0	0- 0			

RPI 1-25				RPI 26-50				Team's RPI: 43				RPI 51-100				RPI 101+			
RPI	S	Opponent	Score	RPI	S	Opponent	Score	RPI	S	Opponent	Score	RPI	S	Opponent	Score	RPI	S	Opponent	Score
12	A	Marquette	55 93									56	H	Princeton	67 46	101	H	Georgia	62 56
12	H	Marquette	55 91									59	A	Butler	60 62	113	H	Hartford	59 41
15	A	UCF	56 71									59	H	Butler	55 63	118	A	St. John's (NY)	73 57
24	A	DePaul	70 93									60	N	Virginia Tech	59 61	118	H	St. John's (NY)	62 66
24	H	DePaul	59 66									61	A	Penn	58 50	121	A	Providence	61 67
												75	A	Georgetown	63 68	121	H	Providence	53 33
												75	H	Georgetown	91 43	129	A	Seton Hall	70 66
												100	A	Creighton	54 52	129	H	Seton Hall	73 68
												100	H	Creighton	67 62	130	A	Lehigh	70 48
																155	H	Temple	76 68
																201	A	Xavier	68 63
																201	H	Xavier	75 71
																214	A	George Washington	60 45
																228	A	Saint Joseph's	47 35
																283	H	La Salle	81 68
LAST 12 Division I GAMES:																			
59	A	Butler	60 62	24	A	DePaul	70 93												
201	A	Xavier	68 63	100	H	Creighton	67 62												
129	H	Seton Hall	73 68	121	H	Providence	53 33												
118	H	St. John's (NY)	62 66	118	A	St. John's (NY)	73 57												
75	H	Georgetown	91 43	129	A	Seton Hall	70 66												
12	A	Marquette	55 93	75	A	Georgetown	63 68												

Non-Div I Games:

Villanova

■ Loss,
■ Non-Conf,
■ S Site,
■ H Home
■ A Away
N Neutral

Virginia

Through Games Of March 6, 2019

Average RPI Win:	124	WON-LOST	WINNING	LAST 10	STRENGTH OF	OPP. STRENGTH	TEAM	ADJ.	CONF.	ADJ CONF.
Average RPI Loss:	48	RECORD	PCT. RANK	GAMES	SCHEDULE	OF SCHEDULE	RPI	RPI	RPI	RPI
DIV. I ONLY	12- 18	230	1- 0	2	15	90	90	1	1	
DIV. I NON-CONF.	6- 7	172	0- 0	19	67	103	103	1	1	
TOTALS	RPI 1-25	RPI 26-50	W-L RECORDS	RPI 51-100	RPI 101-150	RPI 150+				
12- 18	0- 9	0- 3	OVERALL	5- 3	5- 1	2- 2				
8- 8	0- 4	0- 1	HOME	4- 1	2- 1	2- 1				
2- 9	0- 5	0- 2	AWAY	1- 2	1- 0	0- 0				
2- 1	0- 0	0- 0	NEUTRAL	0- 0	2- 0	0- 1				
6- 7	0- 2	0- 2	NON-CONFERENCE	2- 1	2- 0	2- 2				
4- 4	0- 1	0- 1	HOME	1- 1	1- 0	2- 1				
1- 2	0- 1	0- 1	AWAY	1- 0	0- 0	0- 0				
1- 1	0- 0	0- 0	NEUTRAL	0- 0	1- 0	0- 1				
6- 11	0- 7	0- 1	CONFERENCE	3- 2	3- 1	0- 0				
4- 4	0- 3	0- 0	HOME	3- 0	1- 1	0- 0				
1- 7	0- 4	0- 1	AWAY	0- 2	1- 0	0- 0				
1- 0	0- 0	0- 0	NEUTRAL	0- 0	1- 0	0- 0				

RPI 1-25				RPI 26-50				RPI 51-100				RPI 101+			
RPI	S	Opponent	Score	RPI	S	Opponent	Score	RPI	S	Opponent	Score	RPI	S	Opponent	Score
1	A	Notre Dame	66 103	27	H	Central Mich.	61 74	54	H	Georgia Tech	53 45	116	H	Charlotte	65 61
3	A	Louisville	43 91	38	A	North Carolina	53 70	55	A	Clemson	65 71	123	A	Pittsburgh	74 57
3	H	Louisville	49 71	40	A	Michigan St.	66 91	60	A	Virginia Tech	45 63	127	N	South Fla.	74 67
7	H	NC State	38 66					60	H	Virginia Tech	62 58	128	H	Boston College	79 77
8	H	Mississippi St.	44 72					73	H	Duke	53 47	128	N	Boston College	77 61
10	A	Syracuse	68 72					80	H	American	57 54	146	H	Wake Forest	42 52
18	A	Miami (FL)	59 72					81	H	Radford	44 57	151	N	Alabama	52 64
20	A	Kentucky	51 63					95	A	Old Dominion	73 67	178	H	Saint Louis	65 67
23	H	Florida St.	61 63									195	H	N.C. A&T	67 57
												312	H	Coppin St.	55 41
LAST 12 Division I GAMES:															
128	N	Boston College	77 61	73	H	Duke	53 47								
1	A	Notre Dame	66 103	128	H	Boston College	79 77								
60	A	Virginia Tech	45 63	18	A	Miami (FL)	59 72								
54	H	Georgia Tech	53 45	10	A	Syracuse	68 72								
3	H	Louisville	49 71	146	H	Wake Forest	42 52								
38	A	North Carolina	53 70	123	A	Pittsburgh	74 57								

Non-Div I Games:

Virginia

■ Loss,
■ Non-Conf, S Site,
■ Home
■ Away
N Neutral

Average RPI Win: 157		WON-LOST	WINNING	LAST 10	STRENGTH OF	OPP. STRENGTH	TEAM	ADJ.	CONF.	ADJ CONF.
Average RPI Loss: 30		RECORD	PCT. RANK	GAMES	SCHEDULE	OF SCHEDULE	RPI	RPI	RPI	RPI
DIV. I ONLY		20- 10	84	1- 0	81	10	60	60	1	1
DIV. I NON-CONF.		13- 0	1	0- 0	236	133	30	30	1	1
TOTALS	RPI 1-25	RPI 26-50		W-L RECORDS		RPI 51-100	RPI 101-150	RPI 150+		
20- 10	2- 6	1- 1		OVERALL		4- 3	5- 0	8- 0		
11- 5	2- 4	0- 1		HOME		2- 0	1- 0	6- 0		
4- 5	0- 2	0- 0		AWAY		1- 3	2- 0	1- 0		
5- 0	0- 0	1- 0		NEUTRAL		1- 0	2- 0	1- 0		
13- 0	1- 0	1- 0		NON-CONFERENCE		2- 0	1- 0	8- 0		
8- 0	1- 0	0- 0		HOME		1- 0	0- 0	6- 0		
1- 0	0- 0	0- 0		AWAY		0- 0	0- 0	1- 0		
4- 0	0- 0	1- 0		NEUTRAL		1- 0	1- 0	1- 0		
7- 10	1- 6	0- 1		CONFERENCE		2- 3	4- 0	0- 0		
3- 5	1- 4	0- 1		HOME		1- 0	1- 0	0- 0		
3- 5	0- 2	0- 0		AWAY		1- 3	2- 0	0- 0		
1- 0	0- 0	0- 0		NEUTRAL		0- 0	1- 0	0- 0		

RPI 1-25				RPI 26-50				RPI 51-100				Team's RPI: 60				RPI 101+			
RPI	S	Opponent	Score	RPI	S	Opponent	Score	RPI	S	Opponent	Score	RPI	S	Opponent	Score	RPI	S	Opponent	Score
1	H	Notre Dame	51 80	38	H	North Carolina	69 81	54	A	Georgia Tech	68 76	117	N	Dayton	69 57				
3	H	Louisville	63 72	43	N	Villanova	61 59	55	A	Clemson	66 73	123	A	Pittsburgh	74 58				
7	A	NC State	61 70					73	A	Duke	64 57	128	A	Boston College	95 86				
10	H	Syracuse	73 75					81	H	Radford	55 44	146	H	Wake Forest	69 57				
18	A	Miami (FL)	61 68					84	N	Ohio St.	81 73	146	N	Wake Forest	85 63				
18	H	Miami (FL)	73 65					90	A	Virginia	58 62	167	H	Chattanooga	74 59				
23	H	Florida St.	54 56					90	H	Virginia	63 45	193	A	Liberty	72 61				
25	H	Rutgers	67 51									226	H	Monmouth	82 49				
												238	H	Mt. St. Mary's	83 51				
												273	N	Richmond	85 57				
												288	H	Ga. Southern	78 49				
												339	H	Longwood	93 39				
												340	H	USC Upstate	96 45				
LAST 12 Division I GAMES:																			
				146	N	Wake Forest	85 63	73	A	Duke	64 57								
				146	H	Wake Forest	69 57	3	H	Louisville	63 72								
				90	H	Virginia	63 45	128	A	Boston College	95 86								
				55	A	Clemson	66 73	123	A	Pittsburgh	74 58								
				18	H	Miami (FL)	73 65	23	H	Florida St.	54 56								
				54	A	Georgia Tech	68 76	38	H	North Carolina	69 81								

Non-Div I Games:

Virginia Tech

Loss, Non-Conf, S Site, H Home A Away N Neutral

W
a
g
n
e
rW
a
g
n
e
r

Wagner

Page 341

W
a
g
n
e
r

Wagner
RPI S Opponent Score

Through Games Of March 6, 2019

RPI	S	Opponent	Score
349	H	LIU Brooklyn	72 62

W
a
g
n
e
r

Wagner

Wake Forest

Through Games Of March 6, 2019

Average RPI Win:	167	WON-LOST	WINNING	LAST 10	STRENGTH OF	OPP. STRENGTH	TEAM	ADJ.	CONF.	ADJ CONF.
Average RPI Loss:	64	RECORD	PCT. RANK	GAMES	SCHEDULE	OF SCHEDULE	RPI	RPI	RPI	RPI
DIV. I ONLY	10- 20	261	0- 1	16	56	146	146	1	1	
DIV. I NON-CONF.	9- 4	85	0- 0	63	293	80	80	1	1	
TOTALS	RPI 1-25	RPI 26-50	W-L RECORDS	RPI 51-100	RPI 101-150	RPI 150+				
10- 20	0- 7	1- 2	OVERALL	1- 7	4- 2	4- 2				
7- 10	0- 3	1- 1	HOME	0- 3	3- 2	3- 1				
2- 9	0- 4	0- 1	AWAY	1- 3	1- 0	0- 1				
1- 1	0- 0	0- 0	NEUTRAL	0- 1	0- 0	1- 0				
9- 4	0- 0	1- 1	NON-CONFERENCE	0- 1	4- 0	4- 2				
7- 2	0- 0	1- 1	HOME	0- 0	3- 0	3- 1				
1- 2	0- 0	0- 0	AWAY	0- 1	1- 0	0- 1				
1- 0	0- 0	0- 0	NEUTRAL	0- 0	0- 0	1- 0				
1- 16	0- 7	0- 1	CONFERENCE	1- 6	0- 2	0- 0				
0- 8	0- 3	0- 0	HOME	0- 3	0- 2	0- 0				
1- 7	0- 4	0- 1	AWAY	1- 2	0- 0	0- 0				
0- 1	0- 0	0- 0	NEUTRAL	0- 1	0- 0	0- 0				

RPI	S	Opponent	Score	RPI	S	Opponent	Score	RPI	S	Opponent	Score	RPI	S	Opponent	Score	Team's RPI: 146
1	A	Notre Dame	48 78	32	H	James Madison	50 49	54	H	Georgia Tech	46 60	111	H	Towson	60 53	
3	H	Louisville	49 73	38	A	North Carolina	61 84	55	H	Clemson	53 69	116	A	Charlotte	69 43	
7	A	NC State	46 80	49	H	Indiana	73 87	60	A	Virginia Tech	57 69	118	H	St. John's (NY)	64 59	
7	H	NC State	50 59					60	N	Virginia Tech	63 85	123	H	Pittsburgh	64 70	
10	A	Syracuse	57 77					73	A	Duke	52 66	128	H	Boston College	64 65	
18	H	Miami (FL)	57 72					73	H	Duke	44 55	138	H	Mercer	69 54	
23	A	Florida St.	61 85					90	A	Virginia	52 42	201	H	Xavier	50 62	
								94	A	VCU	40 53	206	A	East Carolina	61 70	
												208	H	UMES	78 67	
												273	H	Richmond	62 48	
												289	H	Norfolk St.	63 61	
												291	N	South Carolina St.	58 44	
LAST 12 Division I GAMES:																
60	N	Virginia Tech	63 85	54	H	Georgia Tech	46 60									
60	A	Virginia Tech	57 69	55	H	Clemson	53 69									
123	H	Pittsburgh	64 70	23	A	Florida St.	61 85									
73	H	Duke	44 55	7	H	NC State	50 59									
7	A	NC State	46 80	90	A	Virginia	52 42									
10	A	Syracuse	57 77	73	A	Duke	52 66									

Non-Div I Games:

Wake Forest

■ Loss,
■ Non-Conf,
■ S Site,
■ H Home
■ A Away
N Neutral

Washington

Through Games Of March 6, 2019

Average RPI Win:	195	WON-LOST	WINNING	LAST 10	STRENGTH OF	OPP. STRENGTH	TEAM	ADJ.	CONF.	ADJ CONF.
Average RPI Loss:	56	RECORD	PCT. RANK	GAMES	SCHEDULE	OF SCHEDULE	RPI	RPI	RPI	RPI
DIV. I ONLY	9- 20	270	0- 1	23	49	164	164	2	2	
DIV. I NON-CONF.	7- 5	132	0- 1	89	181	128	128	2	2	
TOTALS	RPI 1-25	RPI 26-50	W-L RECORDS	RPI 51-100	RPI 101-150	RPI 150+				
9- 20	0- 7	0- 6	OVERALL	2- 3	0- 3	7- 1				
6- 9	0- 4	0- 2	HOME	1- 2	0- 1	5- 0				
2- 9	0- 3	0- 3	AWAY	0- 1	0- 1	2- 1				
1- 2	0- 0	0- 1	NEUTRAL	1- 0	0- 1	0- 0				
7- 5	0- 1	0- 2	NON-CONFERENCE	2- 0	0- 1	5- 1				
5- 2	0- 1	0- 1	HOME	1- 0	0- 0	4- 0				
1- 1	0- 0	0- 0	AWAY	0- 0	0- 0	1- 1				
1- 2	0- 0	0- 1	NEUTRAL	1- 0	0- 1	0- 0				
2- 15	0- 6	0- 4	CONFERENCE	0- 3	0- 2	2- 0				
1- 7	0- 3	0- 1	HOME	0- 2	0- 1	1- 0				
1- 8	0- 3	0- 3	AWAY	0- 1	0- 1	1- 0				
0- 0	0- 0	0- 0	NEUTRAL	0- 0	0- 0	0- 0				

RPI	S	Opponent	Score	RPI	S	Opponent	Score	RPI	S	Opponent	Score	RPI	S	Opponent	Score	Team's RPI: 164
4	A	Stanford	54 91	33	A	UCLA	60 76	73	N	Duke	71 64	102	N	Fordham	57 65	
4	H	Stanford	53 72	39	A	California	70 79	76	A	Utah	56 88	150	A	Washington St.	61 94	
5	A	Oregon	71 84	39	H	California	65 71	76	H	Utah	43 58	150	H	Washington St.	76 79	
5	H	Oregon	57 76	41	A	Southern California	57 82	84	H	Ohio St.	69 59	165	A	Tulane	51 63	
8	H	Mississippi St.	56 103	45	N	Michigan	73 80	91	H	Arizona	59 69	171	A	Colorado	60 46	
19	A	Oregon St.	67 78	47	H	Boise St.	69 73					171	H	Colorado	68 58	
19	H	Oregon St.	39 86									188	H	Montana	69 54	
												223	H	George Mason	81 52	
												243	H	Northern Ariz.	81 59	
												259	H	Cal St. Fullerton	83 74	
												345	A	Seattle U	69 58	
LAST 12 Division I GAMES:																
47	H	Boise St.	69 73	76	A	Utah	56 88									
45	N	Michigan	73 80	150	A	Washington St.	61 94									
102	N	Fordham	57 65	91	H	Arizona	59 69									
4	H	Stanford	53 72	33	A	UCLA	60 76									
39	H	California	65 71	41	A	Southern California	57 82									
171	A	Colorado	60 46	5	H	Oregon	57 76									

Non-Div I Games:

Washington

■ Loss,
 ■ Non-Conf, S Site,
 ■ Home
 ■ Away
 N Neutral

Average RPI Win:	159	WON-LOST	WINNING	LAST 10	STRENGTH OF	OPP. STRENGTH	TEAM	ADJ.	CONF.	ADJ CONF.
Average RPI Loss:	59	RECORD	PCT. RANK	GAMES	SCHEDULE	OF SCHEDULE	RPI	RPI	RPI	RPI
DIV. I ONLY	9- 20	270	1- 0	17	28	150	150	2	2	
DIV. I NON-CONF.	5- 6	177	1- 0	70	110	164	164	2	2	
TOTALS	RPI 1-25	RPI 26-50	W-L RECORDS	RPI 51-100	RPI 101-150	RPI 150+				
9- 20	0- 8	1- 4	OVERALL	2- 4	0- 1	6- 3				
6- 9	0- 4	1- 1	HOME	2- 3	0- 0	3- 1				
1- 10	0- 4	0- 3	AWAY	0- 1	0- 1	1- 1				
2- 1	0- 0	0- 0	NEUTRAL	0- 0	0- 0	2- 1				
5- 6	0- 1	1- 0	NON-CONFERENCE	1- 2	0- 1	3- 2				
3- 3	0- 0	1- 0	HOME	1- 2	0- 0	1- 1				
0- 2	0- 1	0- 0	AWAY	0- 0	0- 1	0- 0				
2- 1	0- 0	0- 0	NEUTRAL	0- 0	0- 0	2- 1				
4- 14	0- 7	0- 4	CONFERENCE	1- 2	0- 0	3- 1				
3- 6	0- 4	0- 1	HOME	1- 1	0- 0	2- 0				
1- 8	0- 3	0- 3	AWAY	0- 1	0- 0	1- 1				
0- 0	0- 0	0- 0	NEUTRAL	0- 0	0- 0	0- 0				

RPI 1-25				RPI 26-50				RPI 51-100				RPI 101+ Team's RPI: 150			
RPI	S	Opponent	Score	RPI	S	Opponent	Score	RPI	S	Opponent	Score	RPI	S	Opponent	Score
4	A	Stanford	64 85	33	A	UCLA	56 83	53	H	Saint Mary's (CA)	64 70	135	A	CSUN	52 65
4	H	Stanford	42 67	39	A	California	63 77	76	A	Utah	67 75	158	N	Kansas	63 71
5	A	Oregon	58 98	39	H	California	58 80	76	H	Utah	68 72	164	A	Washington	79 76
5	H	Oregon	64 79	41	A	Southern California	73 81	83	H	Nebraska	87 84	164	H	Washington	94 61
13	A	Gonzaga	53 76	47	H	Boise St.	95 71	88	H	UC Davis	62 75	171	A	Colorado	61 72
19	A	Oregon St.	69 76					91	H	Arizona	90 88	171	H	Colorado	74 48
19	H	Oregon St.	35 52									177	H	Utah St.	61 72
21	H	Arizona St.	46 61									211	N	Jacksonville St.	64 51
												251	N	Wichita St.	85 59
												253	H	San Francisco	91 61
LAST 12 Division I GAMES:															
251	N	Wichita St.	85 59	164	H	Washington	94 61								
211	N	Jacksonville St.	64 51	91	H	Arizona	90 88								
39	H	California	58 80	21	H	Arizona St.	46 61								
4	H	Stanford	42 67	41	A	Southern California	73 81								
76	A	Utah	67 75	33	A	UCLA	56 83								
171	A	Colorado	61 72	19	H	Oregon St.	35 52								

Non-Div I Games:

Washington St.

■ Loss,
 ■ Non-Conf,
 S Site,
 ■ Home
 ■ Away
 N Neutral

Average RPI Win:	244	WON-LOST	WINNING	LAST 10	STRENGTH OF	OPP. STRENGTH	TEAM	ADJ.	CONF.	ADJ CONF.
Average RPI Loss:	172	RECORD	PCT. RANK	GAMES	SCHEDULE	OF SCHEDULE	RPI	RPI	RPI	RPI
DIV. I ONLY	4- 23	335	0- 0	232	201	322	322	16	16	
DIV. I NON-CONF.	2- 7	288	0- 0	270	245	306	306	13	13	
TOTALS	RPI 1-25	RPI 26-50	W-L RECORDS	RPI 51-100	RPI 101-150	RPI 150+				
4- 23	0- 0	0- 0	OVERALL	0- 3	1- 9	3- 11				
2- 11	0- 0	0- 0	HOME	0- 1	0- 5	2- 5				
2- 11	0- 0	0- 0	AWAY	0- 1	1- 4	1- 6				
0- 1	0- 0	0- 0	NEUTRAL	0- 1	0- 0	0- 0				
2- 7	0- 0	0- 0	NON-CONFERENCE	0- 2	0- 2	2- 3				
1- 2	0- 0	0- 0	HOME	0- 0	0- 1	1- 1				
1- 4	0- 0	0- 0	AWAY	0- 1	0- 1	1- 2				
0- 1	0- 0	0- 0	NEUTRAL	0- 1	0- 0	0- 0				
2- 16	0- 0	0- 0	CONFERENCE	0- 1	1- 7	1- 8				
1- 9	0- 0	0- 0	HOME	0- 1	0- 4	1- 4				
1- 7	0- 0	0- 0	AWAY	0- 0	1- 3	0- 4				
0- 0	0- 0	0- 0	NEUTRAL	0- 0	0- 0	0- 0				

RPI S	Opponent	Score	RPI S	Opponent	Score	RPI S	Opponent	Score	RPI S	Opponent	Score	Team's RPI: 322
						68 H	Idaho	74 79	105 A	Pepperdine	47 68	
						76 A	Utah	56 77	107 A	Northern Colo.	55 54	
						94 N	VCU	36 64	107 H	Northern Colo.	61 75	
									111 A	Idaho St.	57 84	
									111 H	Idaho St.	57 70	
									133 A	Portland St.	38 65	
									133 H	Portland St.	59 77	
									141 A	Montana St.	59 72	
									141 H	Montana St.	59 66	
									147 H	UC Riverside	39 71	
									176 H	Portland	73 89	
									180 H	Eastern Wash.	58 64	
									188 A	Montana	56 64	
									188 H	Montana	60 72	
									243 A	Northern Ariz.	64 74	
									243 H	Northern Ariz.	64 75	
									256 A	Sacramento St.	62 77	
									256 H	Sacramento St.	69 78	
									275 H	UTEP	68 63	
									279 A	Utah Valley	59 65	
									284 A	Southern Utah	79 84	
									284 H	Southern Utah	67 66	
									306 A	UTSA	59 66	
									310 A	Incarinate Word	72 64	
LAST 12 Division I GAMES:												
107 H	Northern Colo.	61 75	284 H	Southern Utah	67 66							
111 A	Idaho St.	57 84	256 A	Sacramento St.	62 77							
256 H	Sacramento St.	69 78	133 A	Portland St.	38 65							
141 A	Montana St.	59 72	188 H	Montana	60 72							
188 A	Montana	56 64	141 H	Montana St.	59 66							
243 H	Northern Ariz.	64 75	107 A	Northern Colo.	55 54							

Non-Div I Games: La Verne 105 43

Weber St.

West Virginia

Through Games Of March 6, 2019

Average RPI Win:	177	WON-LOST	WINNING	LAST 10	STRENGTH OF	OPP. STRENGTH	TEAM	ADJ.	CONF.	ADJ CONF.
Average RPI Loss:	34	RECORD	PCT. RANK	GAMES	SCHEDULE	OF SCHEDULE	RPI	RPI	RPI	RPI
DIV. I ONLY	20- 9	72	1- 0	118	22	71	71	3	3	
DIV. I NON-CONF.	9- 2	43	1- 0	336	128	185	185	3	3	
TOTALS	RPI 1-25	RPI 26-50	W-L RECORDS	RPI 51-100	RPI 101-150	RPI 150+				
20- 9	1- 4	2- 3	OVERALL	1- 1	7- 1	9- 0				
13- 4	1- 1	1- 2	HOME	1- 0	3- 1	7- 0				
6- 4	0- 2	1- 1	AWAY	0- 1	4- 0	1- 0				
1- 1	0- 1	0- 0	NEUTRAL	0- 0	0- 0	1- 0				
9- 2	0- 1	0- 1	NON-CONFERENCE	0- 0	2- 0	7- 0				
7- 1	0- 0	0- 1	HOME	0- 0	1- 0	6- 0				
1- 0	0- 0	0- 0	AWAY	0- 0	1- 0	0- 0				
1- 1	0- 1	0- 0	NEUTRAL	0- 0	0- 0	1- 0				
11- 7	1- 3	2- 2	CONFERENCE	1- 1	5- 1	2- 0				
6- 3	1- 1	1- 1	HOME	1- 0	2- 1	1- 0				
5- 4	0- 2	1- 1	AWAY	0- 1	3- 0	1- 0				
0- 0	0- 0	0- 0	NEUTRAL	0- 0	0- 0	0- 0				

RPI	S	Opponent	Score	RPI	S	Opponent	Score	RPI	S	Opponent	Score	RPI	S	Opponent	Score
2	A	Baylor	47 79	26	A	Texas	64 58	51	A	TCU	48 62	111	H	Towson	90 43
2	H	Baylor	57 63	26	H	Texas	58 70	51	H	TCU	79 65	123	A	Pittsburgh	77 43
9	N	Iowa	81 84	28	H	Missouri	51 68					131	A	Oklahoma St.	77 54
11	A	Iowa St.	61 77	35	A	Kansas St.	79 90					131	H	Oklahoma St.	67 58
11	H	Iowa St.	73 64	35	H	Kansas St.	60 30					144	A	Texas Tech	75 72
												144	H	Texas Tech	68 65
												145	A	Oklahoma	66 55
												145	H	Oklahoma	69 80
												158	A	Kansas	75 61
												158	H	Kansas	71 50
												264	H	Niagara	84 32
												297	H	Bryant	94 48
												303	H	Morgan St.	72 37
												312	H	Coppin St.	78 37
												329	H	NJIT	95 50
												332	H	Eastern Ky.	78 29
												332	N	Eastern Ky.	81 39
LAST 12 Division I GAMES:															
332	N	Eastern Ky.	81 39	51	H	TCU	79 65								
2	H	Baylor	57 63	144	A	Texas Tech	75 72								
158	A	Kansas	75 61	11	A	Iowa St.	61 77								
35	A	Kansas St.	79 90	158	H	Kansas	71 50								
145	H	Oklahoma	69 80	26	A	Texas	64 58								
131	A	Oklahoma St.	77 54	35	H	Kansas St.	60 30								

Non-Div I Games:

West Virginia

■ Loss,
■ Non-Conf,
■ S Site,
■ H Home
■ A Away
N Neutral

Average RPI Win:	319	WON-LOST	WINNING	LAST 10	STRENGTH OF	OPP. STRENGTH	TEAM	ADJ.	CONF.	ADJ CONF.
Average RPI Loss:	210	RECORD	PCT. RANK	GAMES	SCHEDULE	OF SCHEDULE	RPI	RPI	RPI	RPI
DIV. I ONLY	2- 25	348	0- 1	259	319	342	342	28	28	
DIV. I NON-CONF.	2- 11	316	0- 0	152	346	299	299	24	24	
TOTALS	RPI 1-25	RPI 26-50	W-L RECORDS	RPI 51-100	RPI 101-150	RPI 150+				
2- 25	0- 1	0- 0	OVERALL	0- 1	0- 2	2- 21				
1- 11	0- 0	0- 0	HOME	0- 0	0- 1	1- 10				
1- 13	0- 1	0- 0	AWAY	0- 1	0- 1	1- 10				
0- 1	0- 0	0- 0	NEUTRAL	0- 0	0- 0	0- 1				
2- 11	0- 1	0- 0	NON-CONFERENCE	0- 1	0- 0	2- 9				
1- 4	0- 0	0- 0	HOME	0- 0	0- 0	1- 4				
1- 6	0- 1	0- 0	AWAY	0- 1	0- 0	1- 4				
0- 1	0- 0	0- 0	NEUTRAL	0- 0	0- 0	0- 1				
0- 14	0- 0	0- 0	CONFERENCE	0- 0	0- 2	0- 12				
0- 7	0- 0	0- 0	HOME	0- 0	0- 1	0- 6				
0- 7	0- 0	0- 0	AWAY	0- 0	0- 1	0- 6				
0- 0	0- 0	0- 0	NEUTRAL	0- 0	0- 0	0- 0				

RPI 1-25				RPI 26-50			RPI 51-100				RPI 101+			Team's RPI: 342
RPI	S	Opponent	Score	RPI	S	Opponent	RPI	S	Opponent	Score	RPI	S	Opponent	Score
20	A	Kentucky	39 99				54	A	Georgia Tech	49 84	138	A	Mercer	55 71
											138	H	Mercer	67 69
											154	A	Tennessee Tech	58 77
											167	A	Chattanooga	58 72
											167	H	Chattanooga	50 65
											175	A	Coastal Caro.	59 77
											182	N	North Ala.	66 89
											183	A	UNC Asheville	49 74
											195	H	N.C. A&T	51 69
											204	A	Furman	55 65
											204	H	Furman	28 53
											209	H	Campbell	37 63
											230	A	ETSU	80 88
											230	H	ETSU	41 72
											248	H	Gardner-Webb	52 62
											268	A	Wofford	65 91
											268	H	Wofford	55 63
											285	A	Samford	43 58
											285	H	Samford	42 75
											291	H	South Carolina St.	39 54
											298	A	Winthrop	65 57
											307	A	UNC Greensboro	59 71
											307	H	UNC Greensboro	42 66
											329	A	NJIT	71 79
											340	H	USC Upstate	68 64
LAST 12 Division I GAMES:														
167	H	Chattanooga	50 65	204	H	Furman	28 53							
230	H	ETSU	41 72	230	A	ETSU	80 88							
307	H	UNC Greensboro	42 66	167	A	Chattanooga	58 72							
138	A	Mercer	55 71	307	A	UNC Greensboro	59 71							
285	A	Samford	43 58	285	H	Samford	42 75							
268	H	Wofford	55 63	138	H	Mercer	67 69							

Non-Div I Games: North Greenville 71 44 Young Harris 63 54

Western Caro.

Loss, Non-Conf, S Site, H Home A Away N Neutral

Average RPI Win:	273	WON-LOST	WINNING	LAST 10	STRENGTH OF	OPP. STRENGTH	TEAM	ADJ.	CONF.	ADJ CONF.
Average RPI Loss:	131	RECORD	PCT. RANK	GAMES	SCHEDULE	OF SCHEDULE	RPI	RPI	RPI	RPI
DIV. I ONLY	10- 17	247	0- 1	156	227	229	229	19	19	
DIV. I NON-CONF.	2- 9	297	0- 0	95	208	265	265	19	19	
TOTALS	RPI 1-25	RPI 26-50	W-L RECORDS	RPI 51-100	RPI 101-150	RPI 150+				
10- 17	0- 1	0- 5	OVERALL	0- 2	0- 1	10- 8				
6- 5	0- 1	0- 3	HOME	0- 0	0- 0	6- 1				
3- 9	0- 0	0- 2	AWAY	0- 2	0- 0	3- 5				
1- 3	0- 0	0- 0	NEUTRAL	0- 0	0- 1	1- 2				
2- 9	0- 1	0- 1	NON-CONFERENCE	0- 2	0- 1	2- 4				
1- 2	0- 1	0- 1	HOME	0- 0	0- 0	1- 0				
0- 4	0- 0	0- 0	AWAY	0- 2	0- 0	0- 2				
1- 3	0- 0	0- 0	NEUTRAL	0- 0	0- 1	1- 2				
8- 8	0- 0	0- 4	CONFERENCE	0- 0	0- 0	8- 4				
5- 3	0- 0	0- 2	HOME	0- 0	0- 0	5- 1				
3- 5	0- 0	0- 2	AWAY	0- 0	0- 0	3- 3				
0- 0	0- 0	0- 0	NEUTRAL	0- 0	0- 0	0- 0				

RPI 1-25				RPI 26-50				RPI 51-100				RPI 101+ Team's RPI: 229			
RPI	S	Opponent	Score	RPI	S	Opponent	Score	RPI	S	Opponent	Score	RPI	S	Opponent	Score
22	H	Drake	71 98	28	H	Missouri	64 89	59	A	Butler	51 92	125	N	Northern Ill.	61 86
				29	A	South Dakota St.	62 100	87	A	Purdue	60 81	156	A	Denver	85 94
				29	H	South Dakota St.	84 93					156	H	Denver	87 78
				37	A	South Dakota	49 92					157	A	Bradley	68 82
				37	H	South Dakota	61 83					169	A	Oral Roberts	64 68
												169	H	Oral Roberts	85 92
												204	N	Furman	85 78
												239	A	Southeast Mo. St.	71 81
												241	A	North Dakota	92 80
												241	H	North Dakota	111 90
												257	H	Austin Peay	77 72
												275	N	UTEP	72 84
												292	N	Eastern Ill.	62 64
												316	A	Omaha	79 67
												316	H	Omaha	78 70
												324	A	North Dakota St.	60 68
												324	H	North Dakota St.	82 70
												335	A	Purdue Fort Wayne	90 61
												335	H	Purdue Fort Wayne	73 59
LAST 12 Division I GAMES:															
				29	A	South Dakota St.	62 100	324	H	North Dakota St.	82 70				
				156	A	Denver	85 94	241	H	North Dakota	111 90				
				169	H	Oral Roberts	85 92	37	A	South Dakota	49 92				
				37	H	South Dakota	61 83	335	H	Purdue Fort Wayne	73 59				
				316	A	Omaha	79 67	316	H	Omaha	78 70				
				335	A	Purdue Fort Wayne	90 61	241	A	North Dakota	92 80				

Non-Div I Games: MacMurray 136 39 William Woods 81 73

Western Ill.

Loss, Non-Conf, S Site, H Home A Away N Neutral

Average RPI Win:	208	WON-LOST	WINNING	LAST 10	STRENGTH OF	OPP. STRENGTH	TEAM	ADJ.	CONF.	ADJ CONF.
Average RPI Loss:	76	RECORD	PCT. RANK	GAMES	SCHEDULE	OF SCHEDULE	RPI	RPI	RPI	RPI
DIV. I ONLY	14- 13	160	0- 1	68	81	114	114	14	14	
DIV. I NON-CONF.	4- 8	241	0- 1	28	3	125	125	17	17	
TOTALS	RPI 1-25	RPI 26-50	W-L RECORDS	RPI 51-100	RPI 101-150	RPI 150+				
14- 13	0- 5	0- 2	OVERALL	2- 1	1- 2	11- 3				
6- 6	0- 2	0- 1	HOME	1- 0	1- 0	4- 3				
7- 5	0- 1	0- 1	AWAY	1- 1	0- 2	6- 0				
1- 2	0- 2	0- 0	NEUTRAL	0- 0	0- 0	1- 0				
4- 8	0- 5	0- 1	NON-CONFERENCE	1- 0	0- 1	3- 1				
2- 3	0- 2	0- 0	HOME	0- 0	0- 0	2- 1				
1- 3	0- 1	0- 1	AWAY	1- 0	0- 1	0- 0				
1- 2	0- 2	0- 0	NEUTRAL	0- 0	0- 0	1- 0				
10- 5	0- 0	0- 1	CONFERENCE	1- 1	1- 1	8- 2				
4- 3	0- 0	0- 1	HOME	1- 0	1- 0	2- 2				
6- 2	0- 0	0- 0	AWAY	0- 1	0- 1	6- 0				
0- 0	0- 0	0- 0	NEUTRAL	0- 0	0- 0	0- 0				

RPI	S	Opponent	Score
1	A	Notre Dame	53 94
3	H	Louisville	80 102
9	H	Iowa	67 104
13	N	Gonzaga	55 76
19	N	Oregon St.	60 74

RPI	S	Opponent	Score
27	A	Central Mich.	90 108
30	H	Rice	46 68

RPI	S	Opponent	Score
67	A	Middle Tenn.	69 81
70	A	Little Rock	68 56
95	H	Old Dominion	75 60

RPI	S	Opponent	Score
103	A	UAB	63 70
116	H	Charlotte	76 58
145	A	Oklahoma	83 90
159	H	Southern Ill.	83 76
168	H	Louisiana Tech	81 76
179	A	North Texas	71 66
179	H	North Texas	67 76
186	H	Southern Miss.	56 69
199	A	Marshall	69 66
199	H	Marshall	85 55
202	H	Ball St.	83 86
230	N	ETSU	82 68
275	A	UTEP	64 61
303	H	Morgan St.	90 43
305	A	Fla. Atlantic	81 50
306	A	UTSA	81 62
314	A	FIU	94 82

LAST 12 Division I GAMES:

13	N	Gonzaga	55 76	179	H	North Texas	67 76
230	N	ETSU	82 68	30	H	Rice	46 68
179	A	North Texas	71 66	275	A	UTEP	64 61
199	A	Marshall	69 66	306	A	UTSA	81 62
103	A	UAB	63 70	168	H	Louisiana Tech	81 76
67	A	Middle Tenn.	69 81	186	H	Southern Miss.	56 69

Non-Div I Games: Union (TN) 77 65 Bellarmine 95 57

Western Ky.

Loss, Non-Conf, S Site, H Home A Away N Neutral

Average RPI Win:	277	WON-LOST	WINNING	LAST 10	STRENGTH OF	OPP. STRENGTH	TEAM	ADJ.	CONF.	ADJ CONF.
Average RPI Loss:	115	RECORD	PCT. RANK	GAMES	SCHEDULE	OF SCHEDULE	RPI	RPI	RPI	RPI
DIV. I ONLY	9- 18	261	0- 1	239	112	266	266	8	8	
DIV. I NON-CONF.	5- 5	162	0- 0	350	293	331	331	9	9	
TOTALS	RPI 1-25	RPI 26-50	W-L RECORDS	RPI 51-100	RPI 101-150	RPI 150+				
9- 18	0- 0	0- 5	OVERALL	0- 5	0- 2	9- 6				
4- 9	0- 0	0- 3	HOME	0- 3	0- 1	4- 2				
4- 8	0- 0	0- 2	AWAY	0- 2	0- 1	4- 3				
1- 1	0- 0	0- 0	NEUTRAL	0- 0	0- 0	1- 1				
5- 5	0- 0	0- 1	NON-CONFERENCE	0- 0	0- 1	5- 3				
2- 3	0- 0	0- 1	HOME	0- 0	0- 1	2- 1				
2- 1	0- 0	0- 0	AWAY	0- 0	0- 0	2- 1				
1- 1	0- 0	0- 0	NEUTRAL	0- 0	0- 0	1- 1				
4- 13	0- 0	0- 4	CONFERENCE	0- 5	0- 1	4- 3				
2- 6	0- 0	0- 2	HOME	0- 3	0- 0	2- 1				
2- 7	0- 0	0- 2	AWAY	0- 2	0- 1	2- 2				
0- 0	0- 0	0- 0	NEUTRAL	0- 0	0- 0	0- 0				

RPI S	Opponent	Score	RPI S	Opponent	Score	RPI S	Opponent	Score	RPI S	Opponent	Score	Team's RPI: 266
27	A Central Mich.	57 88	27	H Central Mich.	53 87	52	H Miami (OH)	62 81	125	A Northern Ill.	64 77	
31	A Ohio	56 70	82	A Toledo	63 73	82	H Toledo	57 80	143	H New Mexico St.	54 66	
36	H Buffalo	59 61	86	A Kent St.	51 55	86	A Kent St.	51 55	152	A Akron	62 69	
45	H Michigan	42 79	86	H Kent St.	52 56	86	H Kent St.	52 56	152	H Akron	59 72	
									202	A Ball St.	65 62	
									202	H Ball St.	72 54	
									219	A Eastern Mich.	61 64	
									219	H Eastern Mich.	71 68	
									220	A Bowling Green	84 82	
									234	A Ole Miss	66 69	
									241	N North Dakota	50 62	
									244	H Loyola Chicago	53 64	
									305	A Fla. Atlantic	69 59	
									332	H Eastern Ky.	64 53	
									333	A Detroit Mercy	54 44	
									335	H Purdue Fort Wayne	69 61	
									346	N Florida A&M	69 50	
LAST 12 Division I GAMES:												
27	A Central Mich.	57 88	27	H Central Mich.	53 87							
202	H Ball St.	72 54	152	A Akron	62 69							
82	A Toledo	63 73	86	A Kent St.	51 55							
219	H Eastern Mich.	71 68	52	H Miami (OH)	62 81							
86	H Kent St.	52 56	125	A Northern Ill.	64 77							
31	A Ohio	56 70	202	A Ball St.	65 62							

Non-Div I Games: Saginaw Valley 75 51

Western Mich.

Average RPI Win:	220	WON-LOST	WINNING	LAST 10	STRENGTH OF	OPP. STRENGTH	TEAM	ADJ.	CONF.	ADJ CONF.
Average RPI Loss:	125	RECORD	PCT. RANK	GAMES	SCHEDULE	OF SCHEDULE	RPI	RPI	RPI	RPI
DIV. I ONLY	12- 17	221	0- 1	200	107	251	251	9	9	
DIV. I NON-CONF.	7- 6	153	0- 1	248	218	256	256	8	8	
TOTALS	RPI 1-25	RPI 26-50	W-L RECORDS	RPI 51-100	RPI 101-150	RPI 150+				
12- 17	0- 2	0- 1	OVERALL	1- 3	0- 4	11- 7				
10- 8	0- 2	0- 0	HOME	1- 2	0- 1	9- 3				
2- 6	0- 0	0- 0	AWAY	0- 1	0- 1	2- 4				
0- 3	0- 0	0- 1	NEUTRAL	0- 0	0- 2	0- 0				
7- 6	0- 0	0- 1	NON-CONFERENCE	1- 1	0- 3	6- 1				
7- 3	0- 0	0- 0	HOME	1- 1	0- 1	6- 1				
0- 0	0- 0	0- 0	AWAY	0- 0	0- 0	0- 0				
0- 3	0- 0	0- 1	NEUTRAL	0- 0	0- 2	0- 0				
5- 11	0- 2	0- 0	CONFERENCE	0- 2	0- 1	5- 6				
3- 5	0- 2	0- 0	HOME	0- 1	0- 0	3- 2				
2- 6	0- 0	0- 0	AWAY	0- 1	0- 1	2- 4				
0- 0	0- 0	0- 0	NEUTRAL	0- 0	0- 0	0- 0				

RPI S	Opponent	Score	RPI S	Opponent	Score	RPI S	Opponent	Score	RPI S	Opponent	Score	Team's RPI: 251
6	H UConn	47 84	37	N South Dakota	64 73	65	H Missouri St.	63 60	106	N Northwestern	43 65	
15	H UCF	49 57				72	A Cincinnati	54 82	127	A South Fla.	46 55	
						98	H Houston	58 66	131	H Oklahoma St.	47 60	
						100	H Creighton	71 83	150	N Washington St.	59 85	
									154	H Tennessee Tech	45 55	
									155	A Temple	52 68	
									155	H Temple	40 65	
									165	A Tulane	62 44	
									166	A Tulsa	49 63	
									166	H Tulsa	71 49	
									168	H Louisiana Tech	70 56	
									174	H Sam Houston St.	63 55	
									206	A East Carolina	56 78	
									206	H East Carolina	57 47	
									214	A SMU	50 78	
									214	H SMU	53 42	
									218	H Grambling	70 61	
									232	A Memphis	57 48	
									232	H Memphis	50 71	
									334	H Houston Baptist	68 50	
									347	H Ark.-Pine Bluff	76 39	
									348	H Savannah St.	66 50	
LAST 12 Division I GAMES:												
150	N Washington St.	59 85	214	H SMU	53 42							
166	H Tulsa	71 49	72	A Cincinnati	54 82							
155	A Temple	52 68	232	A Memphis	57 48							
6	H UConn	47 84	155	H Temple	40 65							
127	A South Fla.	46 55	206	H East Carolina	57 47							
15	H UCF	49 57	165	A Tulane	62 44							

Non-Div I Games:

Wichita St.

William & Mary

Through Games Of March 6, 2019

Average RPI Win:	211	WON-LOST	WINNING	LAST 10	STRENGTH OF	OPP. STRENGTH	TEAM	ADJ.	CONF.	ADJ CONF.
Average RPI Loss:	128	RECORD	PCT. RANK	GAMES	SCHEDULE	OF SCHEDULE	RPI	RPI	RPI	RPI
DIV. I ONLY	13- 14	183	0- 1	120	178	153	153	10	10	
DIV. I NON-CONF.	7- 4	108	0- 0	175	320	115	115	10	10	
TOTALS	RPI 1-25	RPI 26-50	W-L RECORDS	RPI 51-100	RPI 101-150	RPI 150+				
13- 14	0- 0	0- 2	OVERALL	1- 3	2- 7	10- 2				
6- 6	0- 0	0- 1	HOME	0- 2	1- 2	5- 1				
7- 8	0- 0	0- 1	AWAY	1- 1	1- 5	5- 1				
0- 0	0- 0	0- 0	NEUTRAL	0- 0	0- 0	0- 0				
7- 4	0- 0	0- 0	NON-CONFERENCE	0- 2	0- 2	7- 0				
4- 1	0- 0	0- 0	HOME	0- 1	0- 0	4- 0				
3- 3	0- 0	0- 0	AWAY	0- 1	0- 2	3- 0				
0- 0	0- 0	0- 0	NEUTRAL	0- 0	0- 0	0- 0				
6- 10	0- 0	0- 2	CONFERENCE	1- 1	2- 5	3- 2				
2- 5	0- 0	0- 1	HOME	0- 1	1- 2	1- 1				
4- 5	0- 0	0- 1	AWAY	1- 0	1- 3	2- 1				
0- 0	0- 0	0- 0	NEUTRAL	0- 0	0- 0	0- 0				

RPI 1-25				RPI 26-50				RPI 51-100				RPI 101+				Team's RPI: 153
RPI	S	Opponent	Score	RPI	S	Opponent	Score	RPI	S	Opponent	Score	RPI	S	Opponent	Score	
				32	A	James Madison	48 65	79	A	Drexel	77 72	108	A	Northeastern	74 88	
				32	H	James Madison	65 78	79	H	Drexel	58 62	111	A	Towson	80 69	
								94	H	VCU	55 72	111	H	Towson	75 82	
								95	A	Old Dominion	69 83	113	A	Hartford	45 50	
												119	A	UNCW	58 66	
												119	H	UNCW	70 64	
												139	A	Delaware	52 68	
												139	H	Delaware	59 70	
												149	A	Davidson	65 76	
												206	H	East Carolina	63 43	
												214	H	George Washington	73 59	
												216	A	Elon	64 59	
												216	H	Elon	65 60	
												221	H	Howard	88 75	
												227	A	Hofstra	60 55	
												273	H	Richmond	65 55	
												276	A	Loyola Maryland	65 49	
												289	A	Norfolk St.	55 44	
												293	A	Col. of Charleston	77 79	
												293	H	Col. of Charleston	54 66	
												295	A	Fairfield	60 54	
LAST 12 Division I GAMES:																
				139	A	Delaware	52 68	293	A	Col. of Charleston	77 79					
				79	A	Drexel	77 72	79	H	Drexel	58 62					
				32	H	James Madison	65 78	139	H	Delaware	59 70					
				111	H	Towson	75 82	111	A	Towson	80 69					
				216	A	Elon	64 59	32	A	James Madison	48 65					
				119	A	UNCW	58 66	216	H	Elon	65 60					

Non-Div I Games:

William & Mary

Loss, Non-Conf, S Site, H Home A Away N Neutral

Winthrop

Through Games Of March 6, 2019

Average RPI Win:	289	WON-LOST	WINNING	LAST 10	STRENGTH OF	OPP. STRENGTH	TEAM	ADJ.	CONF.	ADJ CONF.
Average RPI Loss:	205	RECORD	PCT. RANK	GAMES	SCHEDULE	OF SCHEDULE	RPI	RPI	RPI	RPI
DIV. I ONLY	10- 17	247	0- 1	326	314	298	298	27	27	
DIV. I NON-CONF.	4- 6	212	0- 0	324	323	283	283	29	29	
TOTALS	RPI 1-25	RPI 26-50	W-L RECORDS	RPI 51-100	RPI 101-150	RPI 150+				
10- 17	0- 0	0- 1	OVERALL	0- 2	0- 2	10- 12				
5- 7	0- 0	0- 0	HOME	0- 1	0- 0	5- 6				
5- 10	0- 0	0- 1	AWAY	0- 1	0- 2	5- 6				
0- 0	0- 0	0- 0	NEUTRAL	0- 0	0- 0	0- 0				
4- 6	0- 0	0- 1	NON-CONFERENCE	0- 0	0- 1	4- 4				
2- 1	0- 0	0- 0	HOME	0- 0	0- 0	2- 1				
2- 5	0- 0	0- 1	AWAY	0- 0	0- 1	2- 3				
0- 0	0- 0	0- 0	NEUTRAL	0- 0	0- 0	0- 0				
6- 11	0- 0	0- 0	CONFERENCE	0- 2	0- 1	6- 8				
3- 6	0- 0	0- 0	HOME	0- 1	0- 0	3- 5				
3- 5	0- 0	0- 0	AWAY	0- 1	0- 1	3- 3				
0- 0	0- 0	0- 0	NEUTRAL	0- 0	0- 0	0- 0				

RPI S	Opponent	Score	RPI S	Opponent	Score	RPI S	Opponent	Score	RPI S	Opponent	Score	Team's RPI: 298
32	A James Madison	39 56	81	A Radford	49 70	101	A Georgia	39 85				
			81	H Radford	57 79	109	A High Point	54 56				
						183	A UNC Asheville	36 70				
						183	H UNC Asheville	43 55				
						187	A Wisconsin	41 76				
						197	H Hampton	63 84				
						209	A Campbell	59 46				
						209	H Campbell	67 76				
						216	H Elon	58 57				
						248	A Gardner-Webb	64 62				
						248	H Gardner-Webb	52 65				
						268	A Wofford	53 70				
						288	A Ga. Southern	55 64				
						290	A Charleston So.	57 67				
						290	H Charleston So.	57 52				
						291	A South Carolina St.	58 50				
						293	A Col. of Charleston	71 64				
						331	A Presbyterian	62 54				
						331	H Presbyterian	55 52				
						339	H Longwood	77 69				
						340	A USC Upstate	49 58				
						340	H USC Upstate	50 76				
						341	H N.C. Central	66 41				
						342	H Western Caro.	57 65				
LAST 12 Division I GAMES:												
290	A Charleston So.	57 67	331	A Presbyterian	62 54							
209	H Campbell	67 76	183	A UNC Asheville	36 70							
340	A USC Upstate	49 58	109	A High Point	54 56							
81	H Radford	57 79	331	H Presbyterian	55 52							
183	H UNC Asheville	43 55	197	H Hampton	63 84							
248	H Gardner-Webb	52 65	248	A Gardner-Webb	64 62							

Non-Div I Games: Newberry

63 67

Winthrop

■ Loss,
 ■ Non-Conf,
 ■ S Site,
 ■ Home
 ■ A Away
 N Neutral

Average RPI Win:	201	WON-LOST	WINNING	LAST 10	STRENGTH OF	OPP. STRENGTH	TEAM	ADJ.	CONF.	ADJ CONF.
Average RPI Loss:	82	RECORD	PCT. RANK	GAMES	SCHEDULE	OF SCHEDULE	RPI	RPI	RPI	RPI
DIV. I ONLY	14- 17	207	1- 0	155	75	187	187	4	4	
DIV. I NON-CONF.	9- 3	62	0- 0	307	230	170	170	6	6	
TOTALS	RPI 1-25	RPI 26-50	W-L RECORDS	RPI 51-100	RPI 101-150	RPI 150+				
14- 17	0- 3	1- 3	OVERALL	2- 7	3- 3	8- 1				
10- 6	0- 0	1- 2	HOME	2- 3	1- 1	6- 0				
1- 10	0- 3	0- 1	AWAY	0- 3	0- 2	1- 1				
3- 1	0- 0	0- 0	NEUTRAL	0- 1	2- 0	1- 0				
9- 3	0- 0	0- 0	NON-CONFERENCE	0- 3	2- 0	7- 0				
6- 1	0- 0	0- 0	HOME	0- 1	1- 0	5- 0				
1- 1	0- 0	0- 0	AWAY	0- 1	0- 0	1- 0				
2- 1	0- 0	0- 0	NEUTRAL	0- 1	1- 0	1- 0				
5- 14	0- 3	1- 3	CONFERENCE	2- 4	1- 3	1- 1				
4- 5	0- 0	1- 2	HOME	2- 2	0- 1	1- 0				
0- 9	0- 3	0- 1	AWAY	0- 2	0- 2	0- 1				
1- 0	0- 0	0- 0	NEUTRAL	0- 0	1- 0	0- 0				

RPI	S	Opponent	Score	RPI	S	Opponent	Score	RPI	S	Opponent	Score	RPI	S	Opponent	Score	Team's RPI: 187
9	A	Iowa	53 71	40	H	Michigan St.	79 62	73	H	Duke	53 60	106	A	Northwestern	46 72	
14	A	Maryland	57 75	45	A	Michigan	49 59	74	A	Green Bay	46 55	123	N	Pittsburgh	57 42	
25	A	Rutgers	53 73	45	H	Michigan	70 76	83	H	Nebraska	70 69	132	H	IUPUI	65 64	
				49	H	Indiana	68 75	84	A	Ohio St.	68 70	142	A	Penn St.	64 71	
								84	H	Ohio St.	50 61	142	H	Penn St.	59 65	
								87	H	Purdue	76 69	142	N	Penn St.	65 57	
								96	N	Arkansas	68 69	191	A	Milwaukee	68 57	
								97	A	Minnesota	56 74	199	H	Marshall	67 49	
								97	H	Minnesota	50 78	217	A	Illinois	68 78	
												217	H	Illinois	75 67	
												298	H	Winthrop	76 41	
												301	N	Tennessee St.	58 53	
												324	H	North Dakota St.	64 53	
												328	H	Evansville	96 60	
												350	H	Chicago St.	85 38	
LAST 12 Division I GAMES:																
142	N	Penn St.	65 57	40	H	Michigan St.	79 62	217	A	Illinois	68 78					
45	A	Michigan	49 59	45	H	Michigan	70 76	14	A	Maryland	57 75					
84	H	Ohio St.	50 61	83	H	Nebraska	70 69									
25	A	Rutgers	53 73	142	H	Penn St.	59 65									
217	H	Illinois	75 67													
84	A	Ohio St.	68 70													

Non-Div I Games:

Wisconsin

■ Loss,
■ Non-Conf,
■ S Site,
■ H Home
■ A Away
N Neutral

Wofford

Through Games Of March 6, 2019

Average RPI Win:	279	WON-LOST	WINNING	LAST 10	STRENGTH OF	OPP. STRENGTH	TEAM	ADJ.	CONF.	ADJ CONF.
Average RPI Loss:	193	RECORD	PCT. RANK	GAMES	SCHEDULE	OF SCHEDULE	RPI	RPI	RPI	RPI
DIV. I ONLY	12- 14	200	0- 1	344	253	268	268	28	28	
DIV. I NON-CONF.	5- 7	206	0- 0	320	257	252	252	24	24	
TOTALS	RPI 1-25	RPI 26-50	W-L RECORDS	RPI 51-100	RPI 101-150	RPI 150+				
12- 14	0- 0	0- 0	OVERALL	0- 2	0- 4	12- 8				
9- 1	0- 0	0- 0	HOME	0- 0	0- 1	9- 0				
3- 13	0- 0	0- 0	AWAY	0- 2	0- 3	3- 8				
0- 0	0- 0	0- 0	NEUTRAL	0- 0	0- 0	0- 0				
5- 7	0- 0	0- 0	NON-CONFERENCE	0- 2	0- 2	5- 3				
3- 0	0- 0	0- 0	HOME	0- 0	0- 0	3- 0				
2- 7	0- 0	0- 0	AWAY	0- 2	0- 2	2- 3				
0- 0	0- 0	0- 0	NEUTRAL	0- 0	0- 0	0- 0				
7- 7	0- 0	0- 0	CONFERENCE	0- 0	0- 2	7- 5				
6- 1	0- 0	0- 0	HOME	0- 0	0- 1	6- 0				
1- 6	0- 0	0- 0	AWAY	0- 0	0- 1	1- 5				
0- 0	0- 0	0- 0	NEUTRAL	0- 0	0- 0	0- 0				

RPI 1-25				RPI 26-50				RPI 51-100				RPI 101+ Team's RPI: 268					
RPI	S	Opponent	Score	RPI	S	Opponent	Score	RPI	S	Opponent	Score	RPI	S	Opponent	Score		
								54	A	Georgia Tech	40	81	116	A	Charlotte	63	85
								55	A	Clemson	77	85	138	A	Mercer	59	65
													138	H	Mercer	79	81
													148	A	Appalachian St.	70	94
													167	A	Chattanooga	82	89
													167	H	Chattanooga	64	60
													183	A	UNC Asheville	46	60
													204	A	Furman	50	63
													204	H	Furman	84	75
													230	A	ETSU	79	92
													230	H	ETSU	77	74
													248	H	Gardner-Webb	59	53
													285	A	Samford	62	79
													285	H	Samford	71	62
													288	A	Ga. Southern	81	65
													293	H	Col. of Charleston	78	58
													298	H	Winthrop	70	53
													307	A	UNC Greensboro	61	77
													307	H	UNC Greensboro	93	66
													331	A	Presbyterian	50	61
													339	A	Longwood	101	72
													341	A	N.C. Central	59	66
													342	A	Western Caro.	63	55
													342	H	Western Caro.	91	65
LAST 12 Division I GAMES:																	
				138	A	Mercer	59	65		307	A	UNC Greensboro	61	77			
				285	A	Samford	62	79		285	H	Samford	71	62			
				204	H	Furman	84	75		138	H	Mercer	79	81			
				167	H	Chattanooga	64	60		204	A	Furman	50	63			
				230	H	ETSU	77	74		230	A	ETSU	79	92			
				342	A	Western Caro.	63	55		167	A	Chattanooga	82	89			

Non-Div I Games: Warren Wilson 107 30 Southern Wesleyan 110 47 Brevard 106 52

Wofford

Loss, Non-Conf, S Site, H Home A Away N Neutral

Average RPI Win: 222	WON-LOST	WINNING	LAST 10	STRENGTH OF	OPP. STRENGTH	TEAM	ADJ.	CONF.	ADJ CONF.
Average RPI Loss: 111	RECORD	PCT. RANK	GAMES	SCHEDULE	OF SCHEDULE	RPI	RPI	RPI	RPI
DIV. I ONLY	24- 6	23	1- 0	247	199	77	77	20	20
DIV. I NON-CONF.	7- 4	108	0- 0	76	153	56	56	18	18
TOTALS	RPI 1-25	RPI 26-50	W-L RECORDS	RPI 51-100	RPI 101-150	RPI 150+			
24- 6	0- 0	0- 1	OVERALL	3- 2	4- 2	17- 1			
11- 1	0- 0	0- 0	HOME	2- 1	2- 0	7- 0			
9- 5	0- 0	0- 1	AWAY	0- 1	1- 2	8- 1			
4- 0	0- 0	0- 0	NEUTRAL	1- 0	1- 0	2- 0			
7- 4	0- 0	0- 1	NON-CONFERENCE	2- 1	1- 1	4- 1			
1- 1	0- 0	0- 0	HOME	1- 1	0- 0	0- 0			
2- 3	0- 0	0- 1	AWAY	0- 0	0- 1	2- 1			
4- 0	0- 0	0- 0	NEUTRAL	1- 0	1- 0	2- 0			
17- 2	0- 0	0- 0	CONFERENCE	1- 1	3- 1	13- 0			
10- 0	0- 0	0- 0	HOME	1- 0	2- 0	7- 0			
7- 2	0- 0	0- 0	AWAY	0- 1	1- 1	6- 0			
0- 0	0- 0	0- 0	NEUTRAL	0- 0	0- 0	0- 0			

RPI S	Opponent	Score	RPI S	Opponent	Score	RPI S	Opponent	Score	RPI S	Opponent	Score
40	A Michigan St.	68 84	57	H Belmont	63 79	115	A Youngstown St.	68 83			
			74	A Green Bay	37 56	115	H Youngstown St.	70 65			
			74	H Green Bay	85 67	116	A Charlotte	85 88			
			79	N Drexel	71 63	124	N Marist	76 60			
			86	H Kent St.	61 55	132	A IUPUI	78 75			
						132	H IUPUI	66 59			
						190	N Stetson	57 44			
						191	A Milwaukee	73 69			
						191	H Milwaukee	61 57			
						194	A UNLV	68 52			
						227	N Hofstra	93 64			
						240	A Northern Ky.	61 55			
						240	H Northern Ky.	78 56			
						265	A CSU Bakersfield	74 76			
						274	A Manhattan	60 44			
						281	A Cleveland St.	70 65			
						281	H Cleveland St.	78 52			
						308	A Oakland	73 64			
						308	H Oakland	69 58			
						308	H Oakland	83 60			
						333	A Detroit Mercy	76 73			
						333	H Detroit Mercy	78 59			
						338	A UIC	79 46			
						338	H UIC	72 47			
LAST 12 Division I GAMES:											
308	H Oakland	83 60	74	A Green Bay	37 56						
308	A Oakland	73 64	191	A Milwaukee	73 69						
333	A Detroit Mercy	76 73	132	H IUPUI	66 59						
115	H Youngstown St.	70 65	338	H UIC	72 47						
281	H Cleveland St.	78 52	333	H Detroit Mercy	78 59						
240	H Northern Ky.	78 56	308	H Oakland	69 58						

Non-Div I Games: Kentucky St. 83 53

Wright St.

Wyoming

Through Games Of March 6, 2019

Average RPI Win:	194	WON-LOST	WINNING	LAST 10	STRENGTH OF	OPP. STRENGTH	TEAM	ADJ.	CONF.	ADJ CONF.
Average RPI Loss:	88	RECORD	PCT. RANK	GAMES	SCHEDULE	OF SCHEDULE	RPI	RPI	RPI	RPI
DIV. I ONLY	18- 6	50	1- 0	132	121	64	64	15	15	
DIV. I NON-CONF.	5- 2	82	0- 0	25	60	21	21	12	12	
TOTALS	RPI 1-25	RPI 26-50	W-L RECORDS	RPI 51-100	RPI 101-150	RPI 150+				
18- 6	0- 0	2- 2	OVERALL	1- 2	2- 1	13- 1				
11- 2	0- 0	2- 1	HOME	1- 0	1- 1	7- 0				
6- 4	0- 0	0- 1	AWAY	0- 2	1- 0	5- 1				
1- 0	0- 0	0- 0	NEUTRAL	0- 0	0- 0	1- 0				
5- 2	0- 0	1- 0	NON-CONFERENCE	1- 2	1- 0	2- 0				
4- 0	0- 0	1- 0	HOME	1- 0	1- 0	1- 0				
0- 2	0- 0	0- 0	AWAY	0- 2	0- 0	0- 0				
1- 0	0- 0	0- 0	NEUTRAL	0- 0	0- 0	1- 0				
13- 4	0- 0	1- 2	CONFERENCE	0- 0	1- 1	11- 1				
7- 2	0- 0	1- 1	HOME	0- 0	0- 1	6- 0				
6- 2	0- 0	0- 1	AWAY	0- 0	1- 0	5- 1				
0- 0	0- 0	0- 0	NEUTRAL	0- 0	0- 0	0- 0				

RPI 1-25				RPI 26-50				RPI 51-100				Team's RPI: 64				RPI 101+			
RPI	S	Opponent	Score	RPI	S	Opponent	Score	RPI	S	Opponent	Score	RPI	S	Opponent	Score	RPI	S	Opponent	Score
				29	H	South Dakota St.	77 70	53	A	Saint Mary's (CA)	84 90	110	A	Fresno St.	63 56				
				47	A	Boise St.	64 72	68	H	Idaho	64 61	110	H	Fresno St.	64 66				
				47	H	Boise St.	64 52	93	A	Pacific	64 70	141	H	Montana St.	66 58				
				50	H	New Mexico	75 78					156	H	Denver	78 74				
												177	A	Utah St.	42 50				
												177	H	Utah St.	53 35				
												179	N	North Texas	53 49				
												194	A	UNLV	64 49				
												194	H	UNLV	90 62				
												233	H	San Diego St.	87 45				
												245	A	Nevada	55 51				
												270	A	Colorado St.	60 49				
												270	H	Colorado St.	56 32				
												294	A	Air Force	59 56				
												294	H	Air Force	80 60				
												299	A	San Jose St.	70 56				
												299	H	San Jose St.	85 56				
LAST 12 Division I GAMES:																			
				299	H	San Jose St.	85 56	177	H	Utah St.	53 35								
				294	A	Air Force	59 56	270	A	Colorado St.	60 49								
				110	H	Fresno St.	64 66	294	H	Air Force	80 60								
				270	H	Colorado St.	56 32	110	A	Fresno St.	63 56								
				194	A	UNLV	64 49	47	H	Boise St.	64 52								
				245	A	Nevada	55 51	299	A	San Jose St.	70 56								

Non-Div I Games: Chadron St. 80 33 UC-Colo. Springs 98 37

Wyoming

Loss, Non-Conf, S Site, H Home A Away N Neutral

Average RPI Win:	226	WON-LOST	WINNING	LAST 10	STRENGTH OF	OPP. STRENGTH	TEAM	ADJ.	CONF.	ADJ CONF.
Average RPI Loss:	71	RECORD	PCT. RANK	GAMES	SCHEDULE	OF SCHEDULE	RPI	RPI	RPI	RPI
DIV. I ONLY	11- 18	241	0- 1	103	80	201	201	6	6	
DIV. I NON-CONF.	9- 2	43	0- 0	269	315	126	126	4	4	
TOTALS	RPI 1-25	RPI 26-50	W-L RECORDS	RPI 51-100	RPI 101-150	RPI 150+				
11- 18	0- 4	0- 2	OVERALL	0- 8	3- 4	8- 0				
9- 9	0- 2	0- 1	HOME	0- 4	1- 2	8- 0				
2- 9	0- 2	0- 1	AWAY	0- 4	2- 2	0- 0				
0- 0	0- 0	0- 0	NEUTRAL	0- 0	0- 0	0- 0				
9- 2	0- 0	0- 0	NON-CONFERENCE	0- 2	1- 0	8- 0				
8- 1	0- 0	0- 0	HOME	0- 1	0- 0	8- 0				
1- 1	0- 0	0- 0	AWAY	0- 1	1- 0	0- 0				
0- 0	0- 0	0- 0	NEUTRAL	0- 0	0- 0	0- 0				
2- 16	0- 4	0- 2	CONFERENCE	0- 6	2- 4	0- 0				
1- 8	0- 2	0- 1	HOME	0- 3	1- 2	0- 0				
1- 8	0- 2	0- 1	AWAY	0- 3	1- 2	0- 0				
0- 0	0- 0	0- 0	NEUTRAL	0- 0	0- 0	0- 0				

RPI	S	Opponent	Score	RPI	S	Opponent	Score	RPI	S	Opponent	Score	RPI	S	Opponent	Score	Team's RPI: 201
12	A	Marquette	53 79	43	A	Villanova	71 75	59	A	Butler	38 63	118	A	St. John's (NY)	41 70	
12	H	Marquette	44 90	43	H	Villanova	63 68	59	H	Butler	41 63	118	H	St. John's (NY)	57 76	
24	A	DePaul	48 81					72	A	Cincinnati	61 79	121	A	Providence	58 71	
24	H	DePaul	71 73					75	A	Georgetown	61 68	121	H	Providence	55 63	
								75	H	Georgetown	64 67	129	A	Seton Hall	80 76	
								97	H	Minnesota	53 78	129	H	Seton Hall	63 62	
								100	A	Creighton	62 66	146	A	Wake Forest	62 50	
								100	H	Creighton	52 53	154	H	Tennessee Tech	70 60	
												182	H	North Ala.	94 81	
												220	H	Bowling Green	65 49	
												263	H	Alabama St.	87 58	
												286	H	New Orleans	61 45	
												295	H	Fairfield	48 35	
												337	H	Delaware St.	80 59	
												350	H	Chicago St.	91 57	
LAST 12 Division I GAMES:																
75	H	Georgetown	64 67	59	A	Butler	38 63									
43	H	Villanova	63 68	118	A	St. John's (NY)	41 70									
12	A	Marquette	53 79	129	A	Seton Hall	80 76									
24	A	DePaul	48 81	24	H	DePaul	71 73									
100	H	Creighton	52 53	12	H	Marquette	44 90									
121	H	Providence	55 63	121	A	Providence	58 71									

Non-Div I Games:

Xavier

Average RPI Win: 229	WON-LOST	WINNING	LAST 10	STRENGTH OF	OPP. STRENGTH	TEAM	ADJ.	CONF.	ADJ CONF.
Average RPI Loss: 140	RECORD	PCT. RANK	GAMES	SCHEDULE	OF SCHEDULE	RPI	RPI	RPI	RPI
DIV. I ONLY	16- 11	121	1- 0	193	230	122	122	11	11
DIV. I NON-CONF.	10- 5	91	1- 0	187	327	89	89	11	11
TOTALS	RPI 1-25	RPI 26-50	W-L RECORDS	RPI 51-100	RPI 101-150	RPI 150+			
16- 11	0- 0	0- 0	OVERALL	2- 4	1- 3	13- 4			
7- 1	0- 0	0- 0	HOME	1- 0	0- 0	6- 1			
6- 10	0- 0	0- 0	AWAY	1- 4	1- 3	4- 3			
3- 0	0- 0	0- 0	NEUTRAL	0- 0	0- 0	3- 0			
10- 5	0- 0	0- 0	NON-CONFERENCE	0- 2	1- 3	9- 0			
3- 0	0- 0	0- 0	HOME	0- 0	0- 0	3- 0			
4- 5	0- 0	0- 0	AWAY	0- 2	1- 3	3- 0			
3- 0	0- 0	0- 0	NEUTRAL	0- 0	0- 0	3- 0			
6- 6	0- 0	0- 0	CONFERENCE	2- 2	0- 0	4- 4			
4- 1	0- 0	0- 0	HOME	1- 0	0- 0	3- 1			
2- 5	0- 0	0- 0	AWAY	1- 2	0- 0	1- 3			
0- 0	0- 0	0- 0	NEUTRAL	0- 0	0- 0	0- 0			

RPI S	Opponent	Score	RPI S	Opponent	Score	RPI S	Opponent	Score	RPI S	Opponent	Score	Team's RPI: 122
						56	A Princeton	96 86	115	A Youngstown St.	58 56	
						61	A Penn	48 54	118	A St. John's (NY)	52 56	
						66	A SFA	57 67	121	A Providence	42 59	
						72	A Cincinnati	52 66	125	A Northern Ill.	80 89	
						85	A Harvard	69 83	178	N Saint Louis	58 52	
						85	H Harvard	65 62	195	N N.C. A&T	59 49	
									198	A Dartmouth	54 56	
									198	H Dartmouth	64 49	
									205	A Cornell	56 66	
									205	H Cornell	41 43	
									247	A Columbia	67 54	
									247	H Columbia	69 61	
									249	H Colgate	80 61	
									264	N Niagara	67 64	
									277	A Vermont	58 55	
									278	A Army West Point	62 51	
									287	A Brown	71 86	
									287	H Brown	84 72	
									313	A Wagner	74 41	
									323	H Central Conn. St.	58 46	
									344	H Saint Peter's	72 56	
LAST 12 Division I GAMES:												
195	N	N.C. A&T	59	49	198	A	Dartmouth	54	56			
66	A	SFA	57	67	205	H	Cornell	41	43			
264	N	Niagara	67	64	247	H	Columbia	69	61			
247	A	Columbia	67	54	61	A	Penn	48	54			
205	A	Cornell	56	66	56	A	Princeton	96	86			
85	A	Harvard	69	83	198	H	Dartmouth	64	49			

Non-Div I Games:

Yale

■ Loss,
 ■ Non-Conf,
 ■ S Site,
 ■ Home
 ■ A Away
 N Neutral

Youngstown St.

Through Games Of March 6, 2019

Average RPI Win:	231	WON-LOST	WINNING	LAST 10	STRENGTH OF	OPP. STRENGTH	TEAM	ADJ.	CONF.	ADJ CONF.
Average RPI Loss:	121	RECORD	PCT. RANK	GAMES	SCHEDULE	OF SCHEDULE	RPI	RPI	RPI	RPI
DIV. I ONLY	20- 8	61	1- 0	245	226	115	115	20	20	
DIV. I NON-CONF.	6- 3	91	0- 0	107	207	79	79	18	18	
TOTALS	RPI 1-25	RPI 26-50	W-L RECORDS	RPI 51-100	RPI 101-150	RPI 150+				
20- 8	0- 0	0- 1	OVERALL	2- 3	2- 2	16- 2				
14- 1	0- 0	0- 0	HOME	2- 0	1- 1	11- 0				
6- 7	0- 0	0- 1	AWAY	0- 3	1- 1	5- 2				
0- 0	0- 0	0- 0	NEUTRAL	0- 0	0- 0	0- 0				
6- 3	0- 0	0- 1	NON-CONFERENCE	0- 1	1- 1	5- 0				
4- 1	0- 0	0- 0	HOME	0- 0	0- 1	4- 0				
2- 2	0- 0	0- 1	AWAY	0- 1	1- 0	1- 0				
0- 0	0- 0	0- 0	NEUTRAL	0- 0	0- 0	0- 0				
14- 5	0- 0	0- 0	CONFERENCE	2- 2	1- 1	11- 2				
10- 0	0- 0	0- 0	HOME	2- 0	1- 0	7- 0				
4- 5	0- 0	0- 0	AWAY	0- 2	0- 1	4- 2				
0- 0	0- 0	0- 0	NEUTRAL	0- 0	0- 0	0- 0				

RPI S	Opponent	Score	RPI S	Opponent	Score	RPI S	Opponent	Score	RPI S	Opponent	Score	Team's RPI: 115
42	A Bucknell	68 73	74	A Green Bay	42 60	122	H Yale	56 58				
			74	H Green Bay	70 59	123	A Pittsburgh	64 55				
			77	A Wright St.	65 70	132	A IUPUI	44 64				
			77	H Wright St.	83 68	132	H IUPUI	70 52				
			86	A Kent St.	34 62	152	H Akron	72 61				
						185	H Robert Morris	69 59				
						191	A Milwaukee	68 71				
						191	H Milwaukee	67 47				
						191	H Milwaukee	64 58				
						212	H Saint Francis (PA)	80 56				
						240	A Northern Ky.	62 65				
						240	H Northern Ky.	77 66				
						244	H Loyola Chicago	74 63				
						281	A Cleveland St.	74 61				
						281	H Cleveland St.	73 55				
						282	A Canisius	62 36				
						308	A Oakland	69 55				
						308	H Oakland	76 61				
						333	A Detroit Mercy	85 59				
						333	H Detroit Mercy	91 45				
						338	A UIC	83 59				
						338	H UIC	81 29				
LAST 12 Division I GAMES:												
191	H Milwaukee	64 58	338	A UIC	83 59							
281	A Cleveland St.	74 61	132	A IUPUI	44 64							
77	A Wright St.	65 70	333	H Detroit Mercy	91 45							
240	A Northern Ky.	62 65	308	H Oakland	76 61							
191	H Milwaukee	67 47	281	H Cleveland St.	73 55							
74	H Green Bay	70 59	240	H Northern Ky.	77 66							

Non-Div I Games: Thiel 76 53 Carlow 90 31

Youngstown St.

Loss, Non-Conf, S Site, H Home A Away N Neutral